



## 2014.15 MEDIA GUIDE

## OCTOBER

SUN	MON	TUE	WED	THU	FRI	SAT
			1	2 EDM PS 6:00	3	4 EDM PS 7:00
5	6	7	8 CGY TV 7:00	9	10	11 EDM TV 7:00
12	13	14	15	16	17 EDM TV 6:30	18 TB TV 7:00
19	20	21 DAL TV 5:30	22	23 STL TV 5:00	24 COL TV 6:00	25
26 WSH TV 6:30	27	28 CAR TV 7:00	29	30 MTL TV 7:00	31	

## NOVEMBER

SUN	MON	TUE	WED	THU	FRI	SAT
						1 EDM TV 7:00
2 NSH TV 6:30	3	4 COL TV 6:00	5	6 SJ TV 7:30	7	8 LA TV 7:00
9 ANA TV 5:00	10	11 OTT TV 7:00	12	13	14 ARI TV 7:00	15
16	17	18	19 EDM TV 5:00	20 ANA TV 7:00	21	22
23 CHI TV 6:30	24	25 NJ TV 7:00	26	27	28 CB TV 4:00	29
30 DET TV 11:00A						

## DECEMBER

SUN	MON	TUE	WED	THU	FRI	SAT
	1	2 WSH TV 4:00	3	4 PIT TV 4:00	5	6 TOR TV 4:00
7 OTT TV 4:00	8	9 MTL TV 4:30	10	11	12	13 NYR TV 7:00
14	15	16	17 DAL TV 7:00	18	19	20 CGY TV 7:00
21	22 ARI TV 7:00	23	24	25	26	27
28 ANA TV 5:00	29	30 SJ TV 7:00	31			

	SPORTSNET PACIFIC		SPORTSNET 360		SPORTSNET ONE / VANCOUVER HOCKEY
	HNIC		CITY		
	FAN APPRECIATION NIGHT		HOCKEY TALKS		SUPERSKILLS
	CANADIAN FORCES NIGHT		MINOR HOCKEY NIGHT		

## JANUARY

SUN	MON	TUE	WED	THU	FRI	SAT
				1 LA TV 7:00	2	3 DET TV 7:00
4	5	6 NYI TV 7:00	7	8 FLA TV 7:00	9	10 CGY TV 7:00
11	12	13 NSH TV 5:00	14	15 PHI TV 4:00	16 CAR TV 4:00	17
18	19 FLA TV 4:30	20 TB TV 4:30	21	22	23	24
25	26	27 ANA TV 7:00	28	29	30 BUF TV 7:00	31

## FEBRUARY

SUN	MON	TUE	WED	THU	FRI	SAT
1 MIN TV 12:30	2	3 WPG TV 7:00	4	5 SJ TV 7:00	6	7 PIT TV 7:00
8	9 MIN TV 5:00	10	11 CHI TV 5:00	12	13 BOS TV 7:00	14 CGY TV 7:00
15	16 MIN TV 7:00	17	18	19 NYR TV 4:00	20 NJ TV 4:00	21
22 NYI TV 3:00	23	24 BOS TV 4:00	25	26 BUF TV 4:00	27	28

## MARCH

SUN	MON	TUE	WED	THU	FRI	SAT
1 STL TV 6:30	2	3 SJ TV 7:00	4	5 ARI TV 6:00	6	7 SJ TV 7:00
8	9 ANA TV 7:00	10	11	12 LA TV 7:00	13	14 TOR TV 7:00
15	16	17 PHI TV 7:00	18	19 CBJ TV 7:00	20	21 LA TV 1:00
22 ARI TV 5:00	23	24 WPG TV 7:00	25	26 COL TV 7:00	27	28 DAL TV 7:00
29	30 STL TV 5:00	31 NSH TV 5:00				

## APRIL

SUN	MON	TUE	WED	THU	FRI	SAT
			1	2 CHI TV 5:30	3	4 WPG TV 12:00
5	6 LA TV 7:00	7	8	9 ARI TV 7:00	10	11 EDM TV 7:00
12	13	14	15	16	17	18



Game dates, opponents and times are subject to change.  
Visit [canucks.com/schedule](http://canucks.com/schedule). NHL and NHL team marks are the property of the NHL and its teams. © NHL 2014. All Rights Reserved.

ALL REGULAR SEASON GAMES WILL BE BROADCASTED ON TSN 1040 AND ACROSS THE CANUCKS RADIO NETWORK.

2	Company Directory
5	Canucks Ticket Information
6	Rogers Arena
8	Francesco, Roberto and Paolo Aquilini
9	Trevor Linden
10	Jim Benning, Victor de Bonis
11	Canucks Sports & Entertainment Executive
<b>12</b>	<b>CANUCKS</b>
14	Laurence Gilman, Lorne Henning
15	Stan Smyl, John Weisbrod
16	TC Carling, Eric Crawford
17	Jonathan Wall, Dan Cloutier, Ryan Johnson
18	Willie Desjardins
19	Doug Lidster, Glen Gulutzan
20	Perry Pearn, Roland Melanson
21	Ben Cooper, Glenn Carnegie
22	Pat O'Neill, Brian Hamilton, John Forget, Game Dressing Room Attendants
23	Mike Wilkinson, Roger Takahashi, Eric Renaghan
24	Mike Burnstein, Jon Sanderson, Dave Zarn, Medical Staff
25	Ron Delorme, Thomas Gradin, Player Scouting
27	Canucks for Kids Fund
30	Vancouver Canucks Alumni Association
<b>32</b>	<b>THE PLAYERS</b>
82	Utica Comets
85	In the System
<b>100</b>	<b>2013.14 STATISTICAL REVIEW</b>
102	2014.15 Training Camp Roster
104	2013.14 Canucks Scoring
106	2013.14 Season Summary
107	2013.14 Schedule and Results
<b>108</b>	<b>OPPONENTS</b>
<b>141</b>	<b>SEASON-BY-SEASON HISTORY</b>
<b>185</b>	<b>ALL-TIME RECORDS</b>
186	All-Time Roster
189	All-Time Uniform Numbers
191	All-Time Draft Selections
195	All-Time Trades
201	On This Day in Canucks History
213	Canucks Awards
214	NHL Awards & NHL All-Stars
215	Regular Season Monthly Records
216	Season Openers/Home Openers
217	Season-by-Season Records/Road Openers
218	Season-by-Season/Attendance Records
219	Coaching Records
220	General Managers/Canucks Captains
221	Regular Season Record in Overtime Games
224	Regular Season Record in Shootout Games
225	All-Time Scoring
229	All-Time Player Records

232	All-Time Penalty Shots
234	Canucks Shutouts
235	Canucks/Opponent Shutouts
237	Hat Tricks
239	All-Time Team Records
241	All-Time Individual Season Records
<b>242</b>	<b>PLAYOFFS</b>
244	All-Time Opponents
245	All-Time Results
247	All-Time Shutouts, Coaching, Penalty Shots
248	All-Time Goaltending/Scoring
250	All-Time Team Records
<b>252</b>	<b>NATIONAL HOCKEY LEAGUE</b>
254	League Directory/2013.14 Re-Alignment
255	Team Directory
256	2014.15 NHL Officials
257	2013.14 NHL Standings & NHL Leaders
258	2013.14 NHL Awards
259	Critical Dates
260	How To Figure
<b>261</b>	<b>MEDIA SERVICES</b>
262	Media Guidelines
263	Media Services
264	Media Relations Department
265	Canucks Broadcasters
<b>267</b>	<b>CANUCKS STAFF</b>

## MEDIA GUIDE CREDITS

Editors.....	Stephanie Maniago
.....	Alfred De Vera
.....	Jen Rollins
.....	Ben Brown
.....	Chris Brumwell
Media Guide Design & Production.....	Yumi Simonson
.....	Samantha Langill
Editorial Assistants.....	Amanda Chew
.....	Kayla Phillips
Special thanks to Randy Robles, Bob Waterman	
..... & Elias Sports Bureau, David Marchak	
Photography.....	Jeff Vinnick
.....	Devin Manky
.....	Getty Images
Printing.....	Hemlock Printers Ltd.

## COPYRIGHT 2014.15 VANCOUVER CANUCKS

The information contained in this publication was compiled by the Vancouver Canucks and is provided as a courtesy to our fans and the media and may be used only for personal or editorial purposes. Any commercial use of this information is prohibited without the prior written consent of the Vancouver Canucks.



# COMPANY DIRECTORY

## VANCOUVER CANUCKS

Home Ice	..... Rogers Arena
Address	..... 800 Griffiths Way
	..... Vancouver, British Columbia V6B 6G1
Telephone	..... 604.899.4600
Fax	..... 604.899.4640
Website	..... www.canucks.com
Rink Dimensions	..... 200 Feet by 85 Feet
Club Colours	..... Blue, white and green
Seating Capacity	..... 18,910
Minor League Affiliations	..... Utica Comets (AHL)
	..... Kalamazoo Wings (ECHL)
Radio Affiliation	..... TSN 1040
Television Affiliation	..... Sportsnet
Media Relations Hotline	..... 604.899.4995
Media Relations Fax	..... 604.899.4640
Ticket Information & Customer Service	..... 604.899.4625
Information Line	..... 604.899.4600

## EXECUTIVE DIRECTORY

Chairman & Governor, NHL	..... Francesco Aquilini
Alternate Governor, NHL	..... Roberto Aquilini
Alternate Governor, NHL	..... Paolo Aquilini
President & Alternate Governor, NHL	..... Trevor Linden
Chief Operating Officer &	
Alternate Governor, NHL	..... Victor de Bonis
General Manager	..... Jim Benning
Vice President, Hockey Operations &	
Assistant General Manager	..... Laurence Gilman
Assistant General Manager	..... Lorne Henning
Senior Advisor to the General Manager &	
Director, Player Development	..... Stan Smyl
Vice President, Player Personnel	..... John Weisbrod
Executive Vice President, Sales & Marketing	..... Trent Carroll
Executive Vice President & Arena General Manager	..... Michael Doyle
Vice President, Finance & CFO	..... Todd Kobus
Vice President, Communications	
& Community Partnerships	..... Chris Brumwell
Vice President, Hockey Administration,	
Entertainment & Content	..... TC Carling
Vice President, Hospitality	..... Jeff Stipek
Vice President & General Counsel	..... Chris Gear
Vice President, Construction	..... Harvey Jones
Executive Office Manager	..... Cheryl Loveseth

## HOCKEY OPERATIONS

President & Alternate Governor, NHL	..... Trevor Linden
General Manager	..... Jim Benning
Vice President, Hockey Operations &	
Assistant General Manager	..... Laurence Gilman
Assistant General Manager	..... Lorne Henning
Senior Advisor to the General Manager &	
Director, Player Development	..... Stan Smyl
Vice President, Player Personnel	..... John Weisbrod
Vice President, Hockey Administration,	
Entertainment & Content	..... TC Carling
Team Services Manager	..... Mike Brown
Executive Assistant & Team Services Administrator	..... Joan Stobbs
Executive Assistant, Hockey Operations	..... Andrea Lobo
Head Coach	..... Willie Desjardins
Assistant Coach	..... Doug Lidster
	..... Glen Gulutzan
	..... Perry Pearn
Goaltending Coach	..... Roland Melanson
Video Coach	..... Ben Cooper
Skill Coach	..... Glenn Carnegie
Goaltending Consultant, Player Development	..... Dan Cloutier
Consultant, Player Development	..... Ryan Johnson

Head Coach, Utica Comets	..... Travis Green
Assistant Coach, Utica Comets	..... Nolan Baumgartner
	..... Paul Jerrard

## TRAINING STAFF

Equipment Manager	..... Pat O'Neill
Assistant Equipment Manager	..... Brian Hamilton
Trainer's Assistant	..... John Forget
Game Dressing Room Attendant	..... Ferdie De Guzman (Home)
	..... John Jukich (Visitors)
	..... Ron Shute (Home)
	..... Trevor Penrose (Visitors)

## HUMAN PERFORMANCE

Director, Human Performance	..... Dr. Mike Wilkinson
Strength & Conditioning Coach	..... Roger Takahashi
Assistant Strength & Conditioning Coach	..... Eric Renaghan
Head Medical Trainer	..... Mike Burnstein
Assistant Medical Trainer	..... Jon Sanderson
	..... Dave Zarn
Team Physician	..... Dr. Bill Regan
Team Physiotherapist	..... Dr. Rick Celebrini
Team Dentist	..... Dr. Keith Lim
Team Chiropractor	..... Dr. Glenn Cashman
Team Optometrist	..... Dr. Alan R. Boyco

## SCOUTING STAFF

Director of Player Personnel	..... Eric Crawford
Chief Scout	..... Ron Delorme
Associate Chief Scout	..... Thomas Gradin
Professional Scouts	..... Jonathan Bates
	..... Lou Crawford
	..... Brett Henning
	..... Neil Komadoski
	..... Lars Lindgren
Amateur Scouts	..... Brandon Benning
	..... Judd Brackett
	..... Brian Chapman
	..... Sergei Chibisov
	..... Ken Cook
	..... Lucien DeBlois
	..... Inge Hammarstrom
	..... Ted Hampson
	..... Tim Lenardon
	..... Chris MacDonald
	..... Dan Palango
	..... Wyatt Smith
	..... Harold Snepets
Director of Hockey Administration	..... Jonathan Hall

## COMMUNICATIONS & COMMUNITY RELATIONS

Vice President, Communications	
& Community Partnerships	..... Chris Brumwell
Director, Media Relations & Team Operations	..... Ben Brown
Manager, Media Relations & Publications	..... Stephanie Maniogo
Coordinator, Media Relations	..... Alfred De Vera
Director, Community Partnerships &	
Executive Director, Canucks for Kids Fund	..... Alex Oxenham
Director, Charitable & Corporate Events	..... Karen Christiansen
Manager, Hockey Development & Alumni Liaison	..... Rod Brathwaite
Program Manager, Canucks for Kids Fund	..... Diana Campbell
Program Manager, Community Partnerships	..... Tara Clarke
Program Manager, Community Partnerships	..... Jen Rollins
	..... (Jessica Hoffman)
Coordinator, Community Partnerships	
& Mascot Liaison	..... Paul Buckley
Program Coordinator, 50:50	..... Laura Chambers



## CONTENT

Director, Content .....	Ryan Nicholas
Senior Multimedia Producer .....	Jason Steensma
Content Manager .....	Briana Griffith
Writer .....	Derek Jory
Multimedia Producer .....	Gayla Anderson
Canucks TV Reporter .....	Joey Kenward
Production Assistant & Editor .....	Rory McGarry
Production Assistant & Editor .....	Paul Albi
Web Video Coordinator .....	Jessica McNeill
Editor .....	Lawren Cody
Segment Producer .....	Shawn Edstrom

## GAME ENTERTAINMENT & EVENTS

Director, Game Entertainment & Broadcast Operations ..	Mike Hall
Manager, Game Entertainment & Events .....	Cam Goudreau
Sr. Producer, Game & Events .....	Art Green
Coordinator, Game Entertainment & Events .....	Rebecca Grant

## HOSPITALITY

Director, Culinary & Executive Chef .....	Robert Bartley
Director, Premium Operations .....	Todd Jeannotte
Director, Wine & Beverage .....	Jay Jones
Division Manager, Hospitality .....	Dan Johnston
Manager, Catering .....	Sue-Yen Lee
Manager, Premium Club .....	Todd Atkinson
Manager, Quick Service .....	Jonalee Jones
Manager, Private Clubs .....	Marta Lozynska
Manager, Suites .....	Axel Flores
Sous Chef, Quick Service .....	Brian Everett
Sous Chef, Suites .....	Brad Vigue
Sous Chef, Premium .....	Kyle Dampsy
Sous Chef, Catering .....	Kristy Isaak
Sous Chef, Pastry .....	Jacque Johns
Sous Chef, Club 500 .....	Steven Yzerman
Sous Chef, Centre Ice Grill .....	Delbert Cirfera
Sous Chef, Suites .....	Milo Bigler
Assistant Manager, Quick Serve .....	Cara Bell
.....	Jamie Brandon
.....	Emma Dagg
Assistant WH Manager .....	Mike Kennedy
Suite/Catering Sales Administrator .....	Shannon McErlean
Executive Assistant, Hospitality .....	Nicole Swinden

## EVENT SERVICES

Director, Event Services & Fan Experience .....	Russell Chamberlain
Manager, Security, Safety & Alcohol Compliance .....	Jim Day
Manager, Fan Experience .....	Nicole Vandenberg
Event Manager .....	Kara Kearby
.....	Patrick Urekar
Assistant Manager, Fan Experience .....	Samah Khaira
Assistant Manager, Health & Safety .....	Claire Mocock
Arena Operations Coordinator .....	Robyn Hughes
Executive Assistant, Event Services .....	Leigh Miles

## LIVE ENTERTAINMENT

Director, Live Entertainment .....	Sheena Way
Ticketing Administrator .....	
Event Ticketing & Booking .....	Dorothy Chausse

## LEGAL

Director, Legal & Associate General Counsel .....	Chris Beardsmore
---	------------------

## CORPORATE PARTNERSHIPS

Senior Director, Corporate Partnerships .....	Brad Pennefather
Director, Corporate Partnerships .....	James Douglas
.....	Sean Monahan
Senior Account Manager .....	
Corporate Partnerships .....	Marianne Brooks
Account Manager, Corporate Partnerships .....	Taralynn Reburn
Account Executive, Group Ticket Sales .....	Kyle Beattie
Ticket Sales Agent .....	Gary Chung

## PREMIUM CLIENT SERVICE

Director, Premium Client Service .....	Hark Athwal
Sales Manager, Premium Client Sales .....	Robert Chorney

## SALES & MARKETING

Sales & Marketing Business Analyst .....	Albert Yan
Executive Assistant .....	Brittany Nicholson (Amber Chirico)

## PARTNER ACTIVATION

Director, Marketing & Partner Activation .....	Sandra Birnie
Manager, Partnership Marketing .....	Nicole MacRae
Account Executive, Partner Activation .....	Michael Gray
.....	Sam Jacobs
.....	Melanie McLeod
.....	Colin Whiteside

## CLIENT SERVICE & TICKET OPERATIONS

Director, Client Service & Ticket Operations .....	Mary Nagy
Manager, Client Service .....	Martha Vassos
Manager, Client Service & Ticket Operations .....	Aysha Martin
Program Manager, Client Service & Ticket Operations .....	Samantha Borland
Manager, Ticket Operations .....	Chris Wallace
Account Executive, Club Seat Service .....	Greg Sargent
Account Executive, Client Service .....	Oscar Duran
.....	Matthew Hopkins
.....	Brandy Le
Account Executive, Premium Client Service .....	James Palframan
.....	Lisa Tsai
Client Service Representative .....	Sam Adu Febiri
.....	Jacob Rondolo
Administrative Assistant, CSTO .....	Kathryn Kang

## TICKET CENTRE

Manager Client Service & Ticket Centre .....	Clayton Letain
Coordinator, Ticket Centre .....	Adrienne Greeley

## ENGINEERING

Director, Engineering	Al Hutchings
Manager, Plant Operations	Mark Wohl
Supervisor, Conversions	Shawn Campbell
Manager, Housekeeping	Sandra Yallop
Supervisor, Engineering Services	Casey Dalgleish
Assistant Manager, Housekeeping	Micha Ciprian
Assistant Coordinator, Engineering Services	Josh Stevens
Coordinator, Facility Operations	Renee Richardson
Material Handling Coordinator	Stu Cummings
Electrician	Kevin Gallivan
	Matthew Hryhor
	Joe Lund
Carpenter	Brian Torgelson
	Meghan Foran
Building Operator	Steve Caron
	Keith Fong
	Steven Good
	Gavin Hamblin
	Wade McLennan
Conversions Crew Leader	Richard Bonnett
	Albert Desiena
	Richard Driver
	Ed Yee

## FINANCE & ADMINISTRATION

Director, Finance	Aaron Wilson
Controller, Hockey Operations	Patricia Bigonzi
Assistant Controller—Arena	Lauri Shortyk
Assistant Controller—Hospitality	Ella Chan
Corporate Accounting Manager	Heidi Harms
Administrative Services Manager	Denise Ouang
Accountant, Hockey & Canucks for Kids Fund	Sara Klassen
Accounting & Retail Systems Manager	Wendy Jovanov
Accountant, Arena	Divesh Bhulabhai
Accounts Receivable Administrator	Diane Sutherland
Accounts Payable Administrator	Kerry Kavanagh
	Satoe Kubodera
Accounts Payable Administrator—Hospitality	Sophia Chan
Hospitality Systems Administrator	Alison Sung
Payroll Coordinator	Jackie Hagerty
Payroll Administrator	Amanda Dion
Central Services Coordinator	Ferdie De Guzman

## TECHNOLOGY

Director, Technology	Derek Boyd
Senior Broadcast Technician	Greg Story
Chief Audio Technician	John Riley
Digital Media Technician	Karl Pedersen
Manager, Information Technology	William Cheng
Business & Systems Analyst	Liane Arabsky
	Tim Hemming
Business & Systems Analyst, Hospitality	Simon Willerton
Technical Analyst	Meghan Hewitt Hartley
Systems/Network Analyst	Oliver Prince
Help Desk Coordinator	Christos McIntyre

## BRAND & CREATIVE

Creative Director	Mark Raham
Manager, Brand & Creative	Ryan Castle
Senior Graphic Designer	Leah Browne
Graphic Designer	Dana Deschene
	Samantha Langill
	Yumi Simonson
	Victor Yuen
Digital Designer	Pouya Peiravi
Production Coordinator	Annie Chan
Project Coordinator	Aiden Fox
Image Resource Coordinator	Dan Collins

## MARKETING

Marketing Project Manager, Fan Development	Marie Bailey
Marketing Project Manager, Revenue Generation	Adam Smith
Marketing Project Manager	
Community, Operations & Events	Dene McKay

## HUMAN RESOURCES

Director, Human Resources	Dana Clark
Manager, Human Resources	Karolina May
Manager, Scheduling & Staff Services	Ranbir Singh
Human Resources & Staff Services Generalist	Tenisha Soon Psajd
Human Resources Recruiter	Angela Lee
Staff Services Coordinator (Scheduling)	Clara Kuoch
	Sabrina Sandbeck
Human Resources Assistant	Kaitlin Imai
Receptionist	Melanie Taplin

## RETAIL

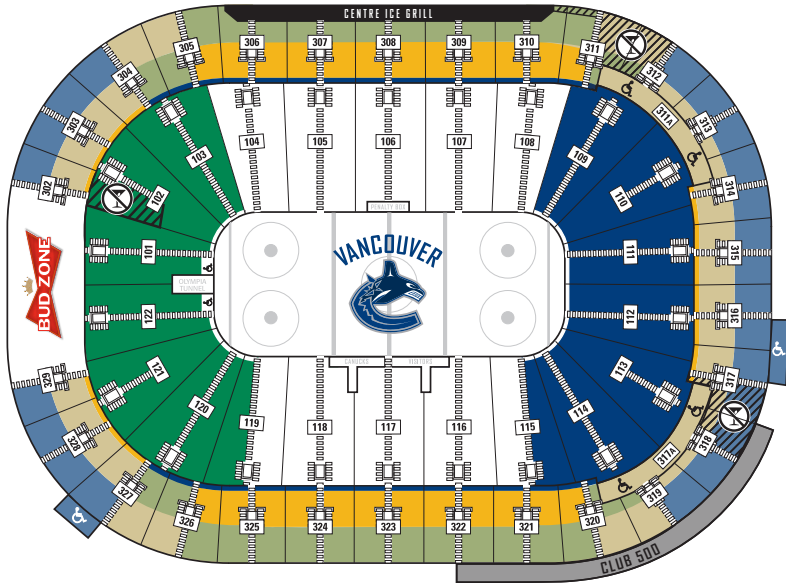
Director, Retail & Consumer Product Marketing	Janeil Mackay
Sales & Service Manager	Wynn Moody
Merchandise/Buyer—Premium Product	Jill White
Retail Store Manager (Pro Shop)	Stu Lyster
Assistant Store Manager (Robson)	Soraya Khalil
Assistant Manager, Sales & Service	Chris Klimek
Assistant Retail Manager, Events	Markus Karlsson
Warehouse Supervisor	Jason Callaghan
Retail Administrative Coordinator	Kristine Del Rosario Smith

## TRAVEL

Travel Manager	Cathie Moroney
----------------	----------------

## WEBSITE & NEW MEDIA

Director, Website & New Media	Kevin Kinghorn
Website Manager, Planning and Partner Programs	Emily Leung
Website Coordinator	Calvin Roex
Web Developer	Mark Niehe
Social Media Coordinator	Laura Wong



## SINGLE GAME TICKETS

### PLAZA LEVEL

Limited quantities.  
Please inquire.

**\$134.75**

**\$125.25**

### ROGERS™ LEVEL 300

**\$111.75**

**\$88.00**

**\$74.00**

**\$60.00**

**CLUB 500**

**\$266.75** Food & non-alcoholic beverages included

All prices include GST, but are subject to applicable service charges.

### No alcohol permitted:

Section 102, Rows 14-25, Seats 1-12

Section 311 + 317, Rows 6-15, Seats 101 and up

Section 312 + 318, Rows 6-15, Seats 1 and up

Section 311, Row 15, Seats 1-10

♿ Wheelchair seating is available in three different levels and price categories. Please inquire for availability.

- Prices do not apply to premium or premium+ games. Refer to game schedule for premium dates.
- Tickets available at Ticketmaster Ticket Centres, the Rogers Arena Ticket Centre, canucks.com/tickets or Charge-By-Phone.

**1.855.523.6800**





## ROGERS ARENA

Owned and operated by Canucks Sports & Entertainment (CSE), Rogers Arena is home to the Vancouver Canucks of the National Hockey League and is one of the most active and versatile multi-purpose sports and entertainment venues in North America.

Since opening on September 19, 1995 with a sold-out show by Bryan Adams, Rogers Arena has welcomed more than 26 million visitors, playing host to more than 96 sporting and entertainment events each year. Through the support of passionate Canucks fans, Rogers Arena boasts a 485 consecutive game sell-out streak entering the 2014/15 season. The streak began November 14, 2002.

Rogers Arena (formerly known as GM Place) has hosted several world-renowned events in its history including ice hockey during the 2010 Winter Olympics from February 13–28, where it was rebranded as Canada Hockey Place. Of historical note, Queen Elizabeth II dropped the puck in a ceremonial face-off prior to an NHL exhibition game between San Jose and Vancouver on October 6, 2002.

Rogers Arena was distinguished with the Standing Ovation Award in the Sports & Entertainment category from the BC Rehabilitation Foundation in 2006. The arena was also a founding member of the Green Sports Alliance along with a number of professional sports teams based in the Pacific Northwest. This alliance has since grown to over 230 sports teams from 20 different sports leagues.

Former tenants include the Vancouver Grizzlies of the NBA (1995–2001), Vancouver Ravens of the NLL (2001–2004) and Vancouver Voodoo of the RHI (1996).

## ROGERS ARENA AT A GLANCE

<b>ARENA OPENED</b>	September 19, 1995
<b>OWNER</b>	Canucks Sports & Entertainment
<b>CAPACITY</b>	Hockey: 18,910
	Basketball: 19,700
	End Stage: 14,506
	Centre Stage: 18,363
<b>SUITES</b>	89 Executive Suites; 13 Loge Suites
<b>SUITE CAPACITY</b>	12–24 Seats
<b>CLUB SEATS</b>	2,200
<b>CLUBS</b>	500 Club, Avaya Champions Club, Loge Club
<b>RESTAURANTS</b>	Captains Room, Centre Ice Grill Offsite: Vancouver Canucks Sports Bar & Grill at Vancouver International Airport (YVR)
<b>PARKING</b>	Over 520 spaces
<b>FOOD SERVICE</b>	Canucks Sports & Entertainment
<b>CONCESSION LOCATIONS</b>	30 permanent and 14 portable
<b>MERCHANDISE</b>	Canucks Team Store, 10 Merchandise Kiosks Offsite: Canucks Team Store (Robson St.) Canucks Team Store ProShop (East Hastings St.)



## NEW HOSPITALITY DIVISION

Rogers Arena redefines the customer service experience with the launch of an all-new food and beverage program featuring local, fresh, and seasonal selections from renowned chefs, bartenders and vendors. Fans enjoying the game at any one of the arena's over 40 food and beverage stands, restaurants, and clubs will be treated to a diverse array of options ranging from Signature Collection food items such as 'Steamer' hotdogs (as a tribute to Canucks icon Stan Smyl) to locally-sourced seafood, fresh from BC's top producers.

In 2014, the new Loge Club was added on the suite level consisting of 13 semi-private loge boxes within an exclusive club area. Each loge box offers a designated dining table with six theatre style view seats to enjoy the game. Guests also have access to premium food and beverage options showcasing quality ingredients inspired by Executive Chef Robert Bartley and Director of Wine and Beverage Jay Jones.

This season fans at Rogers Arena also have the opportunity to enjoy more wide-open concourse space on levels 100 and 300, allowing for more room to mingle and enjoy the variety of premium food and beverage vendors. Washroom facilities in Rogers Arena also increase by 35% this season with the introduction of additional men's and women's washroom facilities on the level 200 concourse.



## CONSTRUCTION UPDATE

Rogers Arena is currently in the midst of an expansion and renovation project that upon completion will see the construction of three surrounding towers, offering a variety of new and exciting amenities to the area.

The first tower at the southwestern end of Rogers Arena will include commercial office space and residential rental units starting on the 5th floor. The 26-story building will be completed in early 2015.

The tower's fourth floor is being prepared for future development and is expected to feature a cutting edge sports bar including new premium view seating. It will boast modern AV technology, a DJ mixing tracks and large screens for watching the game, all surrounding the longest bar in Vancouver. This restaurant will feature loge viewing seats into the bowl in addition to exclusive VIP loge boxes, complete with food and beverage service in a private dining area affixed with luxury seats and personal TVs. Once completed this space will also be open to the public on non-event days/times.

The second 31-story South Tower will not be attached to Rogers Arena but will be in close proximity on the South Plaza. The South Tower will include five levels of underground parking, with over 250 residential rental units in addition to fitness and multipurpose facilities. Work commenced on the tower in February of 2014.

The third 28-story East Tower, which will be located above the current Canucks Team Store, will be another mixed-use highrise with both residential rental apartments and office suites. As part of this construction, the current Canucks Team Store will be relocated to a new larger location facing onto Abbott Street. Construction of the East Tower began in the spring of 2014.



## AQUILINI INVESTMENT GROUP INC.

Owned and operated by the Aquilini Investment Group since 2004, Canucks Sports & Entertainment is committed to providing a premium fan experience through the hockey club, state of the art Arena and charitable and community initiatives.

The Aquilini Investment Group is a diversified family business founded more than 50 years ago by Mr. Luigi Aquilini. The group is now run by his three sons Mr. Francesco Aquilini, Mr. Roberto Aquilini and Mr. Paolo Aquilini. The Vancouver-based organization owns and manages a global conglomerate portfolio that includes commercial, industrial and residential construction and developments as well as properties, food and beverage, hospitality and entertainment enterprises, diverse agribusiness operations, and sustainable aquaculture and renewable energy ventures.

The Aquilini Investment Group is dedicated to supporting the community including through the team's charitable organization, the Canucks for Kids Fund and its core beneficiaries: Canucks Autism Network (CAN), Canuck Place Children's Hospice and BC Children's Hospital Foundation, including the Canucks for Kids Fund Childhood Diabetes Laboratories.





TREVOR LINDEN

## TREVOR LINDEN

### PRESIDENT, HOCKEY OPERATIONS & ALTERNATE GOVERNOR, NHL

**Born:** April 11, 1970  
**Birthplace:** Medicine Hat, AB  
**Residence:** Vancouver, BC  
**Family:** Wife, Cristina

Trevor Linden joined the Vancouver Canucks front office as President of Hockey Operations & Alternate Governor, NHL, on April 9, 2014. He is one of the most accomplished and celebrated players in team history, with his leadership and community connections rooted in British Columbia for more than two decades.

Linden is responsible for all hockey operations, including the coaching and scouting staffs, player procurement and development, and minor league affiliations and operations. He also serves as Alternate Governor, NHL.

Linden retired as a Canuck on the 20th anniversary of his draft day, June 11, 2008. Following his retirement, Linden continued to give back to the community through the Trevor Linden Foundation. He also demonstrated his business savvy through several real estate developments and the launch of two fitness clubs: Club 16 – Trevor Linden Fitness and Orange Theory Fitness.

Linden left the NHL after 19 seasons, having recorded 867 career points (375-492-867) in 1382 regular season games with the Canucks, Montreal Canadiens, New York Islanders and Washington Capitals. Throughout his career, Linden was a proven playoff performer. In 124 playoff games, he recorded 99 points (34-65-99) and 104 penalty minutes. Of his 124 playoff games, 118 came in a Canucks uniform, highlighted by his 25 points (12-13-25) in 24 games during the Canucks 1994 Stanley Cup run.

Linden served as a player representative beginning in 1990 and was elected President of the National Hockey League Players Association in 1998. He served in this capacity until 2006.

Linden completed his NHL career among the all-time League leaders in a number of statistical categories. He ranks 38th in games played (1382), is tied for 107th in goals scored (375) and ranks 111th in points (867) scored in NHL history.

After being drafted second overall by the Canucks in 1988, Linden enjoyed immediate success, finishing runner-up for the 1989 Calder Trophy and being named The Hockey News Rookie-of-the-Year. In his first eight NHL seasons, Linden recorded 30 or more goals six times.

In 1991/92, Linden, just 21-years-old at the time, was named the Canucks captain, becoming the youngest captain in the NHL.

Linden wore the “C” as Canucks captain for seven seasons, the third longest tenure as captain in club history (behind Stan Smyl and Markus Naslund). After spending his first 10 NHL seasons in Vancouver, Linden went on to play parts of five seasons with the Canadiens, Islanders and Capitals before returning for six more years in a Canucks sweater after he was re-acquired in November of 2001.

During his 19 seasons, Linden was a two-time NHL All-Star (1990/91 and 1991/92) and represented Team Canada at the 1998 Winter Olympic Games in Nagano, Japan. When he retired, he was the Canucks all-time leader in games played (1140), assists (415) and was second in goals (318) and points (733). His 118 games, 34 goals, 61 assists and 95 points in the playoffs remain club records.

Just as impressive as his on-ice accomplishments are his off-ice contributions. In his final NHL season, Linden was named the recipient of the NHL Foundation Player Award which is awarded annually to the NHL player “who applies the core values of hockey—commitment, perseverance and teamwork—to enrich the lives of people in his community”. In 1997, Linden was awarded the King Clancy Memorial Trophy which is given annually to the NHL player who best exemplifies leadership qualities on and off the ice and who has made a significant humanitarian contribution in his community. In 2011, Linden was also appointed by Governor General David Johnston to the Order of Canada for his cited “ongoing sportsmanship and community engagement as a respected leader both on and off the ice.”



JIM BENNING

## JIM BENNING

### GENERAL MANAGER, ALTERNATE GOVERNOR, NHL

**Born:** April 29, 1963

**Birthplace:** Edmonton, AB

**Residence:** Vancouver, BC

**Family:** Wife, Rhonda; Sons, Brandon and Nicholas; Daughters, Danica and Isabella

Jim Benning became the 11th general manager in Canucks history with his appointment on May 21, 2014. Prior to joining the Canucks, he spent eight seasons with the Boston Bruins. He joined the Bruins in July of 2006 as the Director of Player Personnel before being named Assistant General Manager on July 14, 2007. In that position, he served as an advisor to General Manager Peter Chiarelli on all matters pertaining to player evaluation, trades and free agent signings, in addition to assisting the General Manager in overseeing all individuals in their specific duties for the Bruins.

Benning joined the Bruins after 12 seasons in the Buffalo Sabres organization including eight seasons as the team's Director of Amateur Scouting. In that position, he oversaw the club's scouting staff and led the team at the annual NHL Entry Draft, in addition to scouting prospects at the high school, college and junior hockey levels as well as in Europe.

A former defenceman, he was drafted by the Toronto Maple Leafs, sixth overall, in the 1981 NHL Entry Draft following a record setting season with the WHL Portland Winter Hawks. He set WHL records for most consecutive games with an assist (30) and point (45) as well as most points by a defenceman (111). Following his WHL career, Benning played nine seasons in the NHL with the Maple Leafs and Vancouver Canucks. Benning played one season in Italy before retiring as a player in 1992. He attended college for one year before joining the Anaheim organization as an amateur scout in 1993/94.

Jim and his family reside in Portland, OR, during the off-season.



VICTOR DE BONIS

## VICTOR DE BONIS

### CHIEF OPERATING OFFICER, ALTERNATE GOVERNOR, NHL

**Born:** May 17, 1966

**Birthplace:** Vancouver, BC

**Residence:** Vancouver, BC

**Family:** Wife, Mary; Daughters, Valentina & Angelica; Son, Victor

Victor de Bonis is the Chief Operating Officer for Canucks Sports and Entertainment (CSE), and an Alternate Governor for the NHL. Working in partnership with President of Hockey Operations Trevor Linden, Victor has primary responsibility over all facets of business operations and directs the Senior Leadership Team. CSE is considered one of the top sports and entertainment companies in North America, and employs more than 2,000 people.

Victor has supported some of the most significant corporate partnerships in club history, forging relationships with organizations to provide premium products and services for all events at Rogers Arena and programs associated with CSE. Through a variety of innovative programs, a new hospitality program and ongoing venue enhancements at Rogers Arena, he has focused company-wide measures toward enhancing fan experience.

Victor graduated from the University of British Columbia and earned a Bachelor of Commerce Degree in 1989. He began his career at KPMG Chartered Accountants in the corporate audit division of the Vancouver branch. Victor served in this capacity for four years, auditing private and public companies in the Hospitality, Broadcasting, Mining, Healthcare and Manufacturing industries, before entering his final role with the organization: forensic accounting specialization. In 1992, he became a chartered accountant, and a member of the Institute of Chartered Accountants of British Columbia. Victor was elected to the Fellowship of Chartered Accountants in 2012.

Victor first joined Orca Bay Sports & Entertainment (now CSE) in 1994 as its Corporate Controller. In this role, he became a key member of the group that developed and implemented new business strategies for Rogers Arena, as well as for the organization's NHL and NBA franchises. He was also responsible for managing the public company's private placement and for its new 18,000-seat multi-purpose arena in downtown Vancouver. In 1998, Victor was appointed CFO, responsible for managing all business operations. He took on his current role in March 2007 and became an Alternate Governor of the NHL in 2010.

In addition to his professional activities, Victor is actively involved with family and community affairs. He currently serves as Vice President on the Canucks for Kids Fund Board and was recently named Director to the board of Special Olympics British Columbia. Victor and his wife, Mary, have three children.



**TRENT CARROLL**  
Executive Vice President,  
Sales & Service



**MICHAEL DOYLE**  
Executive Vice President &  
Arena General Manager



**TODD KOBUS**  
Vice President, Finance & CFO



**CHRIS BRUMWELL**  
Vice President, Communications &  
Community Partnerships



**TC CARLING**  
Vice President, Hockey Administration,  
Entertainment & Content



**JEFF STIPEC**  
Vice President, Hospitality



**CHRIS GEAR**  
Vice President & General Counsel




**HARVEY JONES**  
Vice President, Construction









CANUCKS



LAURENCE GILMAN

## LAURENCE GILMAN

### VICE PRESIDENT, HOCKEY OPERATIONS & ASSISTANT GENERAL MANAGER

**Born:** January 6, 1965

**Birthplace:** Winnipeg, MB

**Residence:** Vancouver, BC

**Family:** Wife, Michelle; Son, Tyler; Daughter, Samantha

Laurence Gilman was named Vice President, Hockey Operations & Assistant General Manager on September 11, 2008. Gilman first joined the Canucks as Director, Hockey Administration on May 5, 2008 after 13 years with the Phoenix Coyotes/Winnipeg Jets organization. In his role as Vice President, Hockey Operations & Assistant General Manager, Gilman works closely with General Manager Jim Benning on the day-to-day operations of the hockey club, particularly as it pertains to player transactions and operational matters. Gilman also serves as the chief negotiator of all player contracts and oversees the development and implementation of the Hockey Operations budget. Gilman is also responsible for the administration and application of the NHL Collective Bargaining Agreement and the development of the club's strategic salary cap plan.

Prior to joining the Canucks, Gilman worked with the Coyotes/Jets organization most recently serving as the club's Senior Vice President & Assistant General Manager for five seasons from 2002 to 2007. Gilman also served as General Manager of the San Antonio Rampage, the Coyotes primary developmental affiliate in the American Hockey League (AHL). In this capacity, he oversaw the hockey operations of the Rampage franchise, developed and implemented the Coyotes hockey operations department budget, negotiated player contracts, salary arbitration, player transactions, and scouting as well as the administration and application of the NHL's Collective Bargaining Agreement.

Gilman spent three seasons as the Coyotes Director of Hockey Operations prior to being named Assistant General Manager. Before that, he served four seasons with the club in various capacities including Director of Hockey Administration and Legal Counsel.

Gilman graduated from the University of Winnipeg in 1991 then attended the University of North Dakota School of Law. He received his Juris Doctorate in 1994 and was admitted to the State Bar of Minnesota in 1995.



LORNE HENNING

## LORNE HENNING

### ASSISTANT GENERAL MANAGER

**Born:** February 23, 1952

**Birthplace:** Melfort, SK

**Residence:** Irvine, CA

**Family:** Wife, Cathye; Sons, Brett & Garrett; Daughter, Marissa

Lorne Henning was named Assistant General Manager on September 11, 2008. Henning first joined the Canucks organization as a Professional Scout, bringing 28 years of playing and coaching experience at the NHL level and four Stanley Cup Championship rings. Prior to being named Assistant General Manager, Henning held the position of Director, Player Personnel for three years. As Assistant General Manager, Henning works closely with Jim Benning and the management team on all player personnel decisions. Additionally, he will act as the primary liaison between the Canucks and Utica and help provide strategic direction for the pro scouting department.

Henning joined the Canucks in September 2005 after having worked as an Assistant Coach with the Mighty Ducks of Anaheim from 2002 to 2004. Henning's extensive NHL career both as a player and coach saw him play nine years with the New York Islanders (1972-81) and work as an Assistant Coach and Head Coach for 19 seasons. Henning was a member of the New York Islanders Stanley Cup Championship teams as a player in 1979, 80 and 1980, 81 then as an Assistant Coach in 1981, 82 and 1982, 83. The four-time Stanley Cup winner worked alongside former Islanders Head Coach and Hockey Hall of Famer, Al Arbour as an Assistant Coach.

Drafted 17th overall in the 1972 NHL Amateur Draft, Henning spent his entire professional hockey career with the New York Islanders. The Saskatchewan native played 543 career games with the Islanders before retiring a back-to-back Stanley Cup Champion after the 1980, 81 season. He joined the coaching fraternity the following year as Islanders Assistant Coach and achieved similar success helping lead the club to another two Stanley Cup Championships. Henning continued on to an 18-year NHL career behind the bench, including coaching assignments with the North Stars, Blackhawks and Mighty Ducks. During the 1985, 86 and 1986, 87 seasons, Henning served as the Head Coach for the Minnesota North Stars and was Head Coach of the New York Islanders in the 1994, 95 season.



## STAN SMYL

### SENIOR ADVISOR TO THE GENERAL MANAGER & DIRECTOR, PLAYER DEVELOPMENT

**Born:** January 28, 1958

**Birthplace:** Glendon, AB

**Residence:** West Vancouver, BC

**Family:** Wife, Jennifer; Son, Spencer; Daughters, Julian and Natalie

Smyl has spent his entire professional hockey career with the Canucks organization and now serves as Senior Advisor to the General Manager & Director, Player Development. In his role, Smyl works closely with General Manager, Jim Benning, on a number of initiatives in the Hockey Operations Department, while continuing his responsibilities for scouting and evaluating the collegiate game in North America. Smyl began his career with the Canucks as a player, then coach and most recently worked in a Player Development capacity.

Smyl retired as a player on July 3, 1991, and was hired as a Canucks Assistant Coach on the same day. He served in the assistant capacity until June 18, 1999, when he was named Head Coach of Vancouver's top affiliate, the Syracuse Crunch (AHL). The 2000.01 season saw Smyl and the Canucks minor league team move to Kansas City (IHL), then to Manitoba (AHL) where Smyl was Head Coach for four seasons.

Often described as the "heart and soul" of the Canucks during his playing career, Smyl turned skeptics into believers by establishing team records for games played (896), goals (262), assists (411) and points (673). This combined with a feisty, hard-nosed style of play saw him lead Vancouver in goals (31), assists (47), points (78) and penalty minutes (204) in the 1979.80 season.

Three times named Canucks MVP, Smyl served the longest term as team captain (1982-90) in franchise history. He received the highest honour awarded by a club on Nov. 3, 1991 when the Canucks retired his No. 12 jersey, raising it to the rafters in the Canucks former home, the Pacific Coliseum.



STAN SMYL

## JOHN WEISBROD

### VICE PRESIDENT, PLAYER PERSONNEL

**Born:** October 8, 1968

**Birthplace:** Syosset, NY

**Residence:** Vancouver, BC

**Family:** Wife, Susanne; Sons, Cullen and Colton; Daughter, Kirsten

John Weisbrod joined the Vancouver Canucks on July 7, 2014. He previously served as Assistant General Manager of Player Personnel with the Calgary Flames over the last three seasons. In his role of Vice President, Player Personnel, Weisbrod will work closely with General Manager Jim Benning on all player personnel matters of the club and provide strategic direction for the amateur scouting department.

Prior to joining the Flames, Weisbrod was Director of Professional and Collegiate Scouting for the Boston Bruins from 2006 to 2011 and was a part of the Boston Bruins Stanley Cup championship team in 2011. He also served as a Professional Scout for the Dallas Stars during the 2005.06 season.

Weisbrod was General Manager and Director of Operations for the Albany River Rats winning the Calder Cup in 1993 and 1995. He also served as General Manager of the IHL's Orlando Solar Bears where he guided the team to a Turner Cup Championship in 2001.

Weisbrod was named President and Chief Operating Officer of RDV Sports (Orlando Magic & Solar Bears) in 2000 and became General Manager of the Orlando Magic of the National Basketball Association in 2004. He remained in that position until 2005.

Weisbrod played for Harvard from 1987 to 1991, highlighted by a NCAA Championship in 1989. He was selected in the 1987 NHL Draft by the Minnesota North Stars 73rd overall then acquired and signed by San Jose in 1991. Weisbrod retired following a shoulder replacement in 1993.



JOHN WEISBROD



TC CARLING

## TC CARLING

### VICE PRESIDENT, HOCKEY ADMINISTRATION, ENTERTAINMENT AND CONTENT

---

**Born:** September 2, 1975  
**Birthplace:** Victoria, BC  
**Residence:** Vancouver, BC  
**Family:** Wife, Tamsin; Daughter, Elsa

TC Carling enters his 16th season with the Vancouver Canucks and first season as Vice President, Hockey Administration, Entertainment and Content. In his role, Carling will oversee the Human Performance, Medical, Strength & Condition, Equipment and Team Services departments. He will also provide the strategic leadership for the Game Entertainment and Content teams.

Carling re-joins Canucks Sports & Entertainment from the Canadian Men's Health Foundation where he served as the Senior Vice-President, providing the communication, marketing and branding strategy for the organization as it evolved from a provincial to national institution.

Carling previously served as Vice President, Communications and Community Partnerships. He was responsible for developing and implementing corporate communication strategies across all Canucks Sports & Entertainment and Canucks for Kids Fund initiatives. In his role, TC was responsible for identifying and pursuing team and player strategies with broadcast, web site, Game Night Magazine and media outlets to leverage the Canucks brand in the community.

Carling began working for Canucks Sports & Entertainment in 1999 and has worked primarily in a media relations capacity, most recently serving as Director, Media Relations & Team Operations. TC has also worked with EA Sports and the Vancouver Grizzlies of the NBA.

A native of Victoria, BC, Carling graduated from the B.C.I.T. Radio Broadcasting Program in Burnaby, BC.



ERIC CRAWFORD

## ERIC CRAWFORD

### DIRECTOR, PLAYER PERSONNEL

---

**Born:** April 16, 1973  
**Birthplace:** Belleville, ON  
**Residence:** Belleville, ON  
**Family:** Wife, Kim; Daughters, Grace and Ruby; Son, Charlie

Eric Crawford enters his 16th season with the Vancouver Canucks and fifth as Director, Player Personnel. Crawford is responsible for the management of the Canucks professional and amateur scouting staffs.

Prior to his current role, Crawford served two years as a Canucks Pro Scout, two years as Director of Professional Scouting, three years as the Canucks Assistant Coach, Video and three years as an Assistant Coach with Vancouver's AHL affiliate.

Crawford graduated from St. Thomas University with a Bachelor of Arts in 1996 and Bachelor of Education in 1997. During his time at university, Crawford was named a four-time CIS Academic All-Canadian Athlete.

## JONATHAN WALL

### DIRECTOR OF HOCKEY ADMINISTRATION

**Born:** October 13, 1974

**Birthplace:** Vancouver, BC

**Residence:** Vancouver, BC

**Family:** Wife, Sarah; Son, Jack; Daughter, Aliya

As the Director of Hockey Administration, Jonathan Wall works with assistant general managers, player development and amateur and professional scouts on a variety of hockey operations tasks including salary cap analysis and planning, contract analysis, immigration, entry draft, free agency, college scouting, training and development camps as well as any special projects as directed by the general manager.

Wall began his tenure with Canucks Sports & Entertainment in 1998 as the Scouting Information Coordinator. Previously, Wall worked as the Equipment Manager for the Vancouver Voodoo roller hockey team in 1996.

Prior to his professional career, Wall worked with the University of British Columbia's Varsity Hockey Team as the Team Manager while he completed his degree in Sports Management.



JONATHAN WALL

## DAN CLOUTIER

### GOALTENDING CONSULTANT

**Born:** April 22, 1976

**Birthplace:** Mont-Laurier, QC

**Residence:** Oakville, ON

**Family:** Wife, Nikki; Two Children

Dan Cloutier enters his third season with the Canucks after being named Goaltending Consultant, Player Development on September 25, 2012. His responsibilities include working with Canucks goaltenders throughout the organization, focusing primarily on minor-league, junior, and college prospects in the system. Cloutier joined the Canucks from the Barrie Colts, where he most recently served as goaltending consultant during the 2010/11 season.

The Mont-Laurier, Quebec native was a member of the Vancouver Canucks, New York Rangers, Tampa Bay Lightning and Los Angeles Kings over the span of a 10-year playing career in the National Hockey League. Cloutier posted a record of 139-142-33, 15 shutouts and a 2.77 goals against average.

In his five seasons with the Canucks, Cloutier appeared in 208 games with a record of 109-68-23, 14 shutouts and a 2.42 goals against average. He ranks fourth in franchise history for saves (4,668), third for shutouts (14), fourth for wins (109) and fourth for games played (208). Cloutier also appeared in 25 playoff games, posting a record of 10-13 and a 3.31 goals against average. He retired in 2009/10 due to chronic hip injuries.

On the international stage, Cloutier won a gold medal at the 1995 World Junior Championship. Cloutier was originally drafted 26th overall by the New York Rangers in the 1994 NHL Entry Draft.



DAN CLOUTIER

## RYAN JOHNSON

### PLAYER DEVELOPMENT CONSULTANT

**Born:** June 14, 1976

**Birthplace:** Thunder Bay, ON

**Residence:** Fort Lauderdale, FL

**Family:** Wife, Jennifer; Son, Rowan


Ryan Johnson enters his second season with the Canucks after being named Player Development Consultant on October 29, 2013. A Canucks alumnus, Johnson played 120 games over two seasons in Vancouver (2008/09 and 2009/10). His responsibilities include working directly with Canucks prospects focusing specifically on forwards in the system.

Johnson played in 701 NHL games over the span of 13 seasons with the Vancouver Canucks, Florida Panthers, Tampa Bay Lightning, St. Louis Blues and Chicago Blackhawks. He amassed 122 career points (38-83-122) and 250 penalty minutes during the regular season. The Thunder, Bay Ontario native added another five points (1-4-5) and 12 penalty minutes in 29 career NHL playoff games.

Prior to his NHL career, Johnson spent two years at the University of North Dakota where he collected 47 points (8-39-47) in 59 games played. He was drafted 36th overall in the second round by the Florida Panthers in the 1994 NHL Entry Draft.



RYAN JOHNSON



**WILLIE DESJARDINS**

## WILLIE DESJARDINS HEAD COACH

**Born:** February 11, 1957

**Birthplace:** Climax, SK

**Residence:** Vancouver, BC

**Family:** Wife, Rhonda; Sons, Brayden & Jayce; Daughter, Sheehan

Willie Desjardins became the 18th Head Coach in Vancouver Canucks history on June 23, 2014. Desjardins joined the Canucks organization from the Texas Stars of the American Hockey League, where he led the Stars to a Calder Cup Championship in 2014.

Desjardins served as Head Coach of the Texas Stars for two seasons compiling a 91-40-21 (.667) regular season record in 152 AHL games. He was awarded the Louis A. R. Pieri Award as the AHL's Coach of the Year in 2013, his first season with Texas. Desjardins' second season with Texas produced a regular season record of 48-18-10 (.697) and a 15-6 playoff record culminating in the Stars' first Calder Cup Championship. Desjardins began his four year tenure with the Stars organization as an Associate Coach with Dallas before serving as Head Coach of their AHL affiliate.

From 2002 to 2010 Desjardins was Head Coach of the Medicine Hat Tigers of the WHL adding the role of General Manager in 2005. Desjardins twice led the Tigers to Western Hockey League championships winning the President's Cup in the 2003.04 and 2006.07 seasons. In two Memorial Cup berths Desjardins' Tigers advanced to the Finals once in 2007. Desjardins was awarded the Dunc McCallum Memorial Trophy as the WHL's Coach of the Year for the 2005-06 season. He was also honoured by the Canadian Hockey League and presented with the Brian Kilrea Coach of the Year Award that same season. Desjardins' first WHL Head Coaching role was with the Saskatoon Blades in the 1997-98 season.

Internationally, Desjardins has represented Canada as Head Coach in 2010 (silver) and Assistant Coach in 2009 (gold) at the World Junior Championships. He was Assistant Coach for the Canadian national men's team when Canada finished fourth at the 1999 IIHF World Championship in Norway.

Desjardins played major junior hockey for the Lethbridge Broncos of the Western Hockey League from 1974 through 1977. He won the 1982-83 Major WJ. "Danny" McLeod Award as the University Cup Tournament MVP, selected by members of the CIS Men's Hockey Coaches Association.

### WILLIE DESJARDIN'S HEAD COACHING CAREER

SEASON	TEAM	LEAGUE	GC	W	L	T	OT	PCT
1997-98	Saskatoon	WHL	39	10	23	6	0	.333
2002.03	Medicine Hat	WHL	72	29	34	2	7	.465
2003.04	Medicine Hat	WHL	72	40	20	9	3	.639
2004.05	Medicine Hat	WHL	72	45	21	4	2	.667
2005.06	Medicine Hat	WHL	72	47	16	0	9	.715
2006.07	Medicine Hat	WHL	72	52	17	0	3	.743
2007.08	Medicine Hat	WHL	72	43	22	0	7	.646
2008.09	Medicine Hat	WHL	72	36	29	0	7	.549
2009.10	Medicine Hat	WHL	72	41	23	0	8	.625
2012.13	Texas	AHL	76	43	22	0	11	.638
2013.14	Texas	AHL	76	48	18	0	10	.697



## DOUG LIDSTER ASSISTANT COACH

**Born:** October 18, 1960

**Birthplace:** Kamloops, BC

**Residence:** Vancouver, BC

**Family:** Wife, Joanne; Sons, Ryan and Colin; Daughter, Brianna

Doug Lidster, 52, was named Assistant Coach on July 7, 2014. He joined the Canucks from the Texas Stars of the American Hockey League where he, alongside Canucks Head Coach Willie Desjardins, led the team to the 2014 Calder Cup Championship. He served as an Assistant Coach with Texas since 2012.

Prior to joining the Stars, he served as the Assistant Coach for the Canadian Women's National Hockey team from 2008 to 2010, where he helped guide Team Canada to the 2010 Olympic Gold Medal, the 2009 4 Nations Cup Championship, the 2010 MLP Cup Championship and a silver medal at the 2009 IIHF World Women's Championship. He was also an assistant coach for the Women's National Hockey team in 2003/04, helping them win gold at the 2004 IIHF World Women's Championship and silver at the 2003 4 Nations Cup.

As a player, Lidster appeared in 897 career games over 16 seasons with Vancouver, the New York Rangers, St. Louis, and Dallas, recording 343 points (75-268-343) and 679 penalty minutes. He played in a total of 80 Stanley Cup playoff games and won two Stanley Cups, with the Rangers in 1994 and the Stars in 1999. Originally selected by the Vancouver Canucks in the seventh round (133rd overall) of the 1980 NHL Entry Draft, Lidster made his National Hockey League debut with Vancouver during the 1983/84 season. Lidster also played 145 career games with Colorado College over four seasons recording 174 points (56 goals, 118 assists).

Internationally, Lidster has also represented the Canadian Men's National Team as both a player and a coach. He played for Team Canada in the 1984 Winter Olympics and in three IIHF World Championships, winning silver in 1985 and 1991. He was a player/assistant coach for Team Canada in 1998/99 and an assistant coach in 2003 helping coach the team to the 1998 and 2003 Spengler Cup Championship.

Lidster began his coaching career as an Assistant Coach with the Medicine Hat Tigers of the WHL in 2002/03. He was then named head coach of the Ontario Hockey League's Saginaw Spirit during 2004/05 and was the coaching director for the Victory Honda AAA hockey program in Plymouth, Michigan from 2005 to 2012.



DOUG LIDSTER

## GLEN GULTZAN ASSISTANT COACH

**Born:** August 12, 1971

**Birthplace:** Hudson Bay, SK

**Residence:** White Rock, BC

**Family:** Wife, Nicole; Son, Landon; Daughters, Emma, Brielle, Grace

Glen Gultzan was named Assistant Coach on July 23, 2013. Gultzan joins the club after serving two seasons as Head Coach of the Dallas Stars where he built a record of 64-57-9 through 130 games.

Gultzan was Head Coach of Dallas' AHL affiliate Texas Stars for two seasons before his Head Coaching appointment with the NHL club. In his first season with Texas, Gultzan guided the club to a berth in the AHL Calder Cup Finals. During his tenure with Texas, he led the team to an 87-56-17 regular season record.

Before joining the Stars organization, Gultzan served as General Manager and Head Coach of the ECHL's Las Vegas Wranglers from 2003 to 2009. He compiled a record of 254-124-55 and collected 100-plus points in three consecutive seasons from 2005 to 2008; a first for any team in the 21-year history of the ECHL. Gultzan took the Wranglers to the Kelly Cup Finals in 2008 and to the Conference Finals in 2009. In 2005/06, Gultzan was recognized as the ECHL Coach of the Year. He led Las Vegas to the playoffs in five of six seasons, including their expansion season (2003/04) when the team finished 43-22-7 with 93 points. The three-time ECHL All-Star Game coach led the Wranglers to the division title in back-to-back seasons in 2006/07 and 2007/08.

Gultzan played professionally in Finland and Sweden before joining the Fresno Falcons of the West Coast Hockey League in 1996/97 and setting a team record with 80 assists and 110 points in 60 games. He spent six seasons with Fresno, including the last four as player/assistant coach from 1999-2003.

Gultzan holds a Bachelor's degree in Education from the University of Saskatchewan. He graduated with a major in Kinesiology and minor in Mathematics.



GLEN GULTZAN



## PERRY PEARN

### ASSISTANT COACH

**Born:** June 6, 1951  
**Birthplace:** Stettler, AB  
**Residence:** Vancouver, BC  
**Family:** Daughters, Alexis, Lacey & Kristy; Son, Daryl

Perry Pearn was named Assistant Coach on August 6, 2014. Pearn has been an Assistant Coach in the National Hockey League for the past 19 seasons with the Ottawa Senators, New York Rangers, Montreal Canadiens, and Winnipeg Jets. Most recently, Pearn spent the last two seasons as an Assistant Coach with the Winnipeg Jets. Prior to that, Pearn was an Assistant Coach with the Montreal Canadiens from 2009 to 2011, Assistant Coach with the New York Rangers from 2005 to 2009, and Assistant Coach with the Ottawa Senators from 1996 to 2004. His NHL coaching career began in 1995-96 as an Assistant Coach with the Winnipeg Jets.

Internationally, the Stettler, Alberta native has represented Canada as Head Coach in 1993 (gold) and Assistant Coach in 1990 (gold) and 1991 (gold) at the World Junior Championships. Pearn began his international coaching career in 1986 as an Assistant Coach for Team Canada's Under-18 team.

From 1978 to 1993, Pearn served as the Head Coach of the Northern Alberta Institute of Technology (NAIT) of the Canadian College Athletic Association. He led NAIT to six CCHA National Championships and was voted CCHA Coach of the Year in 1983-84 and earned provincial Coach of the Year honours on five occasions.



## ROLAND MELANSON

### GOALTENDING COACH

**Born:** June 28, 1960  
**Birthplace:** Moncton, NB  
**Residence:** Vancouver, BC  
**Family:** Sons, Mathieu & Benoit

Roland Melanson was named Goaltending Coach on June 22, 2010. Melanson joined the Canucks after working as an Assistant Coach with the Montreal Canadiens from 1997-2009. He also worked closely with the goalkeepers on Montreal's AHL affiliate, the Hamilton Bulldogs, who went on to win the Calder Cup in 2007.

Prior to this tenure with the Canadiens, Melanson was an Assistant Coach and Goaltending Coach for the QMJHL Moncton Wildcats from 1995 to 1997, following a two-year association with the St. John Flames of the American Hockey League as goaltending consultant (1993 to 1995).

The first goaltender born in New Brunswick to play in the NHL, Melanson logged 12 seasons in the League with the New York Islanders, Minnesota North Stars, New York Rangers, Los Angeles Kings, New Jersey Devils and Montreal Canadiens. Melanson's impressive career is highlighted by three Stanley Cup championships (1981, 1982 and 1983), the William M. Jennings Trophy and an NHL Second All-Star Team selection both in the 1982-83 season. Melanson posted a career record of 129-106-33 and six shutouts in the NHL.

## BEN COOPER

## VIDEO COACH

**Born:** April 18, 1977**Birthplace:** Vancouver, BC**Residence:** Vancouver, BC

Ben Cooper enters his first season with the Canucks after being named Video Coach on August 5, 2014. Cooper joined the Canucks from the BWC Hockey Academy Prep Under 18 team where he served as Head Coach. Prior to joining the BWC Hockey Academy, Cooper served in a number of coaching capacities, including Head Coach for the Okanagan Hockey Academy Varsity Team, Assistant Coach for the WHL Victoria Royals, Assistant Coach for the SAIT Trojans, Video Coach for the AHL Toronto Marlies, and scout for the Lethbridge Hurricanes of the WHL.

The Vancouver, British Columbia, native has served as Hockey Canada's Manager of Men's National Team Video from 2008 to 2011. His experience with Hockey Canada includes three years as Video Coach for the national junior program (including a gold medal at the 2009 World Junior Championship), two years as the Ivan Hlinka U-18 Memorial Tournament team Video Coach, two years as Video Coach for the World Championship Men's Teams, as well as one year with the U-18 World Championship Team in 2011. Cooper also served as Video Manager of the 2010 Olympic gold-medal winning Canadian Men's team.



BEN COOPER

## GLENN CARNEGIE

## SKILL COACH

**Born:** August 30, 1973**Birthplace:** Winnipeg, MB**Residence:** Vancouver, BC

Glenn Carnegie enters his fifth season as Vancouver Canucks Skill Coach. His responsibilities include working on-ice with players and prospects at the NHL and minor league level to continue to develop fundamental hockey skills. Carnegie assists in the conditioning, recovery and nutrition of all players within the organization.

Prior to joining the Canucks, Carnegie worked as Strength and Conditioning Coach with the Manitoba Moose (formerly of the American Hockey League), where he was responsible for hockey specific training, off-season conditioning and on-ice sessions with injured players.

Carnegie grew up playing hockey in the AA, AAA and junior system in Manitoba and played professionally in Germany. He received his degree in Exercise and Sport Science from the University of Manitoba and is Certified Strength and Conditioning Coach through the National Strength and Conditioning Association. He also volunteers and sits on the board of the *Believe in the Goal* foundation, which raises money for cancer research.



GLENN CARNEGIE



## PAT O'NEILL EQUIPMENT MANAGER

Pat O'Neill joined the Vancouver Canucks in 1988 and enters his 27th season with the hockey club. Prior to joining the Canucks, O'Neill spent eight seasons as Equipment Manager with the Winnipeg Jets. At the international level, O'Neill has worked with Team Canada several times, most recently at the 2010 Winter Olympic Games in Vancouver, where he helped Canada win gold. O'Neill also worked for Team Canada at the 2004 and 1990 World Championships in addition to the 1996 World Cup. O'Neill has worked in two NHL All-Star Games: 1988 and 1992. On February 14, 2008, O'Neill celebrated a significant career milestone, working his 2,000th NHL game at home versus the Minnesota Wild. O'Neill became the first recipient of the Larry Ashley Award on July 4, 1996, which honours the trainer or equipment manager who best exemplifies the character and commitment to excellence exemplified by Ashley throughout his career. O'Neill is an Executive Board Member of the Society of Professional Hockey Equipment Managers (SPHEM). He has two daughters: Brooklyn (16) and Faith (14).



## BRIAN HAMILTON ASSISTANT EQUIPMENT MANAGER

Brian "Red" Hamilton has been a member of the Vancouver Canucks training staff for over 10 years and enter his first season as Assistant Equipment Manager. Initially working as a Dressing Room Attendant, Hamilton served as Equipment Assistant for the past nine seasons. Prior to joining the Canucks, Red worked 13 seasons with the BC Lions of the Canadian Football League from 1989 to 2001. His tenure with the Lions included two Grey Cup Championships in 1994 and 2000. Red is also currently a member of SPHEM. Red lives in Langley, BC, with his wife Corine and daughter Ashley.



## JOHN FORGET TRAINER'S ASSISTANT

John Forget enters his first season with the Vancouver Canucks after serving as Head Equipment Manager for the Utica Comets during the 2013/14 season. Forget worked in the same capacity with the Hamilton Bulldogs from 2008 to 2013. He joined the Bulldogs in 2005 as Assistant Equipment Manager and won the Calder Cup Championship with the team in 2006. Forget is currently a member of SPHEM and lives with his girlfriend Sheena and son Holden.



## PHOTO NOT AVAILABLE

JOHN JUKICH Amateur Scout  
TREVOR PENROSE Amateur Scout

**DR. MIKE WILKINSON****TEAM PHYSICIAN & DIRECTOR, HUMAN PERFORMANCE****Born:** October 11, 1963**Birthplace:** Johannesburg, South Africa**Residence:** Vancouver, BC

Doctor Mike Wilkinson, MBBCh, MBA, Dip Sports Med., has worked in the field of sports and performance medicine for over 25 years. He joined the Canucks medical staff in the 2000.01 season and serves as the Team Physician & Director, Human Performance. Mike is also an Assistant Clinical Professor at the University of British Columbia (UBC) and Chief Medical Officer and Team Physician for Rowing Canada.

Mike recently served as Director, Medical Services at the 2010 Winter Olympic Games in Vancouver and was a core physician for the Canadian Olympic teams for 2004, 2008 and 2012. In 2007, he worked as Chief Medical Officer for the Canadian Olympic Committee at the Pan-American Games in Rio de Janeiro.

Prior to joining the Canucks, Mike practiced sports and exercise medicine at the Allan McGavin Sports Medicine Centre at UBC as an Assistant Clinical Professor. Throughout his professional career Mike has established and managed injury assessment and rehabilitation programs including work with Workers Compensation Board (WCB), Back in Motion and independent consultancies.

Mike works in an advisory role with the International Olympic Committee medical commission and SOCHI 2014 organizing committee. He is a member of the Own The Podium Board of Directors, the international rowing (FISA), and Bobsleigh (FIBT) federations sports medicine commissions, the National Sports medicine and Science Advisory Committee (NSSMAC) and the Canadian Academy of Sport and Exercise Medicine (CASEM) team physicians committee.

Mike graduated from the University of the Witwatersrand, Johannesburg, South Africa. He holds a Diploma in Sports Medicine, an MBA from Queen's University and is certified in aviation, diving and hyperbaric medicine.

**DR. MIKE WILKINSON****ROGER TAKAHASHI****STRENGTH & CONDITIONING COACH****Born:** September 14, 1967**Birthplace:** Kamloops, BC**Residence:** Langley, BC**Family:** Wife, Cara; Sons, Sami, Max, Calvin & Henry

Roger Takahashi enters his 12th season as the Canucks Strength and Conditioning Coach after joining the team in May 2003. His responsibilities include specialized hockey conditioning and nutrition programs in-season and off-season, as well as recovery programs for injured players to ensure they return to the Canucks line-up in top physical condition. In addition to training Canucks players, Takahashi is also responsible for overseeing the Canucks minor league affiliate, the Utica Comets and the club's young prospects providing training skills, nutrition education and preparation at the elite NHL level.

Takahashi graduated from the University of Waterloo with a Bachelor of Science in Science in 1989 and a Bachelor of Science in Honours Kinesiology in 1991. He has written articles and given talks regarding injury prevention as well as sports training and has lectured at the university level at both Simon Fraser University and the University of British Columbia. He is actively involved in the Canucks Centre for BC Hockey programs as well as being the President of the Strength and Conditioning Association of Professional Hockey.

Takahashi was born and raised in Kamloops and now resides in Langley with his wife, four sons and their dogs. He is a member of the British Columbia Association of Kinesiologists, the Sports Medicine Council of British Columbia, the American Optometric Association Sports Vision Section, and the National Strength and Conditioning Association as a Certified Strength and Conditioning Specialist.


**ROGER TAKAHASHI****ERIC RENAGHAN****ASSISTANT STRENGTH AND CONDITIONING COACH****Born:** October 26, 1978**Birthplace:** Redwood City, CA**Residence:** Vancouver, BC

Eric enters his second season as the Canucks Assistant Strength and Conditioning Coach after joining the team in October 2013. His responsibilities include specialized hockey conditioning and nutrition programs in-season and off-season, as well as return to play programs for injured players to ensure they return to the Canucks line-up in top physical condition.

Eric graduated from San Jose State University with a Bachelor of Science in Science in Kinesiology. Prior to his current position with the Canucks, Eric held the same position for three seasons with the San Jose Sharks.

**ERIC RENAGHAN**





MIKE BURNSTEIN

## MIKE BURNSTEIN HEAD ATHLETIC TRAINER

Mike Burnstein enters his 20th year as Head Athletic Trainer with the Vancouver Canucks. Prior to joining the Canucks, Burnstein was Head Athletic Trainer for two seasons with Vancouver's AHL affiliates (Hamilton Canucks & Syracuse Crunch). Burnstein entered the field of Athletic Therapy as a youth, gaining experience working with the OHL's Hamilton Steelhawks and assisting at the 1987 and 1991 Canada Cups. Burnstein has worked with Team Canada on several occasions, most recently at the 2010 Winter Olympic Games in Vancouver where he helped Canada win gold. Burnstein has also worked for Team Canada at the 2014, 2005 (silver), 1999 and 1998 World Hockey Championships. A graduate of Sheridan College, Burnstein is a certified member of the National Athletic Therapist Association. Mike lives in White Rock, BC, with his wife Nicole and children, Abbey and Lukas.



JON SANDERSON

## JON SANDERSON ASSISTANT ATHLETIC TRAINER

Jon Sanderson enters his 15th year with the Vancouver Canucks Medical Staff. His previous experience includes working for the BC Lions of the Canadian Football League. In 2006, Sanderson was a member of the Team Canada medical staff at the Winter Olympic Games in Torino, Italy. Sanderson graduated from Sheridan College in Oakville, Ontario, and the West Coast College of Massage Therapy in Vancouver. He is a certified member of the National Athletic Trainers Association, the Canadian Athletic Therapy Association, Professional Hockey Athletic Trainers Society and a Registered Massage Therapist. Jon lives in Port Coquitlam, BC, with his wife Catherine, daughter Kate and son Cooper.



DAVE ZARN

## DAVE ZARN ASSISTANT ATHLETIC TRAINER

Dave Zarn begins his sixth year with the Vancouver Canucks Medical Staff after three seasons as Head Athletic Therapist & Strength and Conditioning Coach with the Victoria Salmon Kings formerly of the East Coast Hockey League. Zarn worked in the same capacity with the Okanagan Hockey School/Hockey Academy for three years prior to joining the Salmon Kings. A University of Manitoba graduate, Zarn is a certified member of the Canadian Athletic Therapy Association with Corrective Exercise Specialist training from the National Academy of Sports Medicine. Dave lives in Vancouver, BC, with his wife Jaime and daughters Tayana and Brinley.

## MEDICAL STAFF



DR. BILL REGAN  
Team Doctor



DR. ALAN R. BOYCO  
Team Optometrist



DR. GLENN CASHMAN  
Team Chiropractor



DR. RICK CELEBRINI  
Injury Management &  
Rehab Consultant



DR. KEITH LIM  
Team Dentist

## RON DELORME

### CHIEF AMATEUR SCOUT

**Born:** September 3, 1955  
**Birthplace:** North Battleford, SK  
**Residence:** Vancouver, BC  
**Family:** Wife, Joan; Son, Blair; Daughter, Leah

Ron Delorme is one of the longest serving members of the Vancouver Canucks. With over 20 years of scouting experience and 210 games played at right wing, Delorme has been a member of the Canucks in some capacity since 1981. Delorme coordinates Vancouver's amateur scouting staff and assembles the Canucks draft selection list. He was named Chief Amateur Scout in August 2000.

Delorme was originally drafted by Denver in the 1975 WHA Amateur Draft. His rights were then transferred to the Colorado Rockies in July 1976, after the franchise relocated to the NHL. He played in 314 games for the Rockies from 1976-77 to 1980-81 before he was claimed by Vancouver in the NHL waiver draft in October 1981. Delorme played a large role in the Canucks run to the Stanley Cup Final in 1982 and is probably best remembered by Vancouver fans for his inspirational fight versus Chicago's Grant Mulvey in the Campbell Conference Final.

Delorme played four seasons for the Canucks from 1981-82 to 1984-85, recording 37 points (17-20-37) and 383 penalty minutes in 210 games before a knee injury forced his retirement in 1985. In 524 career NHL games, Delorme recorded 166 points (83-83-166) and 667 penalty minutes.



RON DELORME

## THOMAS GRADIN

### ASSOCIATE CHIEF AMATEUR SCOUT

**Born:** February 18, 1956  
**Birthplace:** Solleftea, Sweden  
**Residence:** Vancouver, BC  
**Family:** Wife, Cathie; Son, Adam; Daughters, Linda & Therese

Thomas Gradin was named Associate Chief Amateur Scout after serving 15 years in a scouting capacity with the Canucks. Gradin began scouting for Vancouver as a part-time amateur scout during the 1990-91 season.

Gradin played eight seasons with Vancouver from 1978-79 to 1985-86 and recorded 593 points (209-384-593) in 677 career NHL games.

His final NHL season was spent with the Boston Bruins before Gradin returned to the Swedish Elite League, to play with AIK of Stockholm.

Gradin's playing career with the Canucks was highlighted by a number of achievements. One of the club's first European-born players, Gradin led the Canucks in scoring during the 1980-81 and 1981-82 seasons, was named an NHL All-Star in 1985 and most notably recorded 19 points (9-10-19) in 17 playoff games during Vancouver's Stanley Cup Final run in 1982. In 613 games as a member of the Canucks, Gradin scored 550 points (197-353-550) and ranks sixth on Vancouver's all-time scoring list entering the 2012-13 season. Gradin was originally drafted by the Chicago Blackhawks 45th overall in the 1976 NHL Amateur Draft.



THOMAS GRADIN



JONATHAN BATES  
Professional Scout



LOU CRAWFORD  
Professional Scout



BRETT HENNING  
Professional Scout



NEIL KOMADOSKI  
Professional Scout

# PLAYER SCOUTING



**LARS LINDGREN**  
Professional Scout



**BRANDON BENNING**  
Amateur Scout



**BRIAN CHAPMAN**  
Amateur Scout



**SERGEI CHIBISOV**  
Amateur Scout



**LUCIEN DEBLOIS**  
Amateur Scout



**TED HAMPSON**  
Amateur Scout



**INGE HAMMARSTROM**  
Amateur Scout



**WYATT SMITH**  
Amateur Scout



**DAN PALANGO**  
Amateur Scout



**CHRIS MACDONALD**  
Amateur Scout



**TIM LENARDON**  
Amateur Scout



**HAROLD SNEPSTS**  
Amateur Scout



**JUDD BRACKETT**  
Amateur Scout



**KEN COOK**  
Amateur Scout

# CANUCKS FOR KIDS FUND

## ABOUT

The Canucks for Kids Fund dedicates resources to assist charities who support children's health and wellness, foster the development of grassroots hockey, and facilitate and encourage education in British Columbia.

Thanks to the generosity of fans, donors, players, employees and sponsor partners, the Canucks for Kids Fund (CFKF) has granted more than \$46 million to charities in British Columbia over the last 29 years.

The core beneficiaries—Canucks Autism Network (CAN), Canuck Place Children's Hospice and BC Children's Hospital Foundation—are providing vital resources and life-saving care to families all across this province.

In a few short years, CAN has become a leading organization that enhances the quality of life for families living with autism. Their mission is to provide year round, innovative and high quality sports, recreational, social and vocational programs for individuals and families living with autism. Additionally, CAN strives to build awareness and capacity through community networks across British Columbia.

Canuck Place Children's Hospice and the Canucks for Kids Fund have shared a significant bond over the history of the two organizations. Since opening its doors in 1995, the Canucks for Kids Fund has granted Canuck Place more than \$26 million. Canuck Place offers focused pediatric care for children with life-limiting conditions, as well as facilitated support for their families.

The relationship with BC Children's Hospital goes back to the formative years of the Canucks for Kids Fund. BC Children's Hospital treats the province's sickest and most seriously injured children, combining to help more than 72,000 patients a year. As BC's major treatment, teaching and research facility for child health, the importance of the hospital can be felt province-wide.

**Board of Directors:** Paolo Aquilini, President; Victor de Bonis, Vice President; Jamie Pitblado; Pamela Keith; Senator Larry Campbell; Dr. Paula Gordon; Johanna Sedin; Chris Brummwell

**For more information on the Canucks for Kids Fund, please visit our website at [canucks.com/cfkf](http://canucks.com/cfkf).**

## GRANT RECIPIENTS

The Canucks for Kids Fund proudly supplied grants to the following recipients in the areas of health and wellness, grassroots hockey and education: Canucks Autism Network, Canuck Place Children's Hospice and BC Children's Hospital. Additional grant recipients include Boys & Girls Club of South Coast BC, Boys Club Network, Britannia Hockey Academy, Canucks Family Education Centre, Fin's Friends Character Education Program, Canucks Centre for BC Hockey, Family Services of Greater Vancouver, Hannah's Heroes Foundation, KidSafe Project, PALS Autism Society, Canucks Power PLAY Health & Fitness Program, Canadian National Institute for the Blind, Rare Disease Foundation, Mindcheck.ca, Take a Hike Youth at Risk Foundation and YWCA Crabtree Corner.





## EDUCATION

The Canucks for Kids fund supports a variety of educational initiatives and programs and is dedicated to encouraging education in British Columbia. The Canucks have developed and implemented three in-school programs, which serve children of all ages across the province. Since being introduced in the fall of 2006, Fin's Friends Character Education Program has taught the basic elements of character education and social responsibility to over 98,000 primary students. In its third year, "Power PLAY. Fitness. Nutrition. Fun," emphasizes healthy eating and active living to more than 21,000 intermediate students; each year the first 40 schools to register for the program receive a free set of floor hockey equipment. The Canucks are also proud to support the Canucks Family Education Centre. For the past 12 years, the Centre has been positively impacting low literacy levels on Vancouver's east side by providing a coordinated, comprehensive, integrated services approach to family literacy and lifelong learning. The Canucks are also very active in the annual Raise A Reader Day, which raises funds and awareness for literacy programs around the province.

## CANUCKS CENTRE FOR BC HOCKEY



Supported by the Canucks for Kids Fund and in partnership with BC Hockey, the Canucks Centre for BC Hockey is a direct link to over 60,000 minor hockey players throughout BC. The Centre is committed to creating opportunities for grassroots hockey players of all ages, levels and backgrounds by assisting in the development and recognition of female hockey, minor hockey initiation and the skill improvement of players and coaches. Each year, the Centre programs give minor hockey players, coaches and parents the opportunity to visit Rogers Arena and benefit from interaction with the Canucks players, coaching staff and administrators. Programs include Mini Minor Hockey, Every Kid's Dream, Minor Hockey Weekend, Canucks Female Jamboree and many more.

## EVENTS



### Dice & Ice Presented by Scotiabank

Dice & Ice, presented by Scotiabank, is the team's signature charitable event in support of the Canucks for Kids Fund. Dice & Ice features a funny money casino, silent and live auctions, and a gourmet three-course meal. Last year, the event raised more than \$590,000 net for the Canucks for Kids Fund.



### Canucks For Kids Fund Telethon, Presented By Chevrolet

The Canucks for Kids Fund Telethon, presented by Chevrolet, is an annual radio and television telethon. During the 2013/14 NHL season, the CKF Telethon raised more than \$389,000 through phone/online donations and fundraising events throughout the year. Wives and significant others of the players play a key role by answering phones on the celebrity panel located on the concourse of Rogers Arena during the game.







## CANUCKS KIDS SUPER SKILLS

POWERED BY ROGERS

### Canucks SuperSkills

SuperSkills, powered by Rogers, is hosted each year at Rogers Arena and pits players against one another in fun events such as the Hardest Shot, Fastest Skater and more. Canucks players are joined on-ice by minor hockey players, who compete alongside the pros in the same skill categories. Last season, with the support of Canucks fans, SuperSkills raised more than \$178,000 net for the Canucks for Kids Fund and NHLPA Goals & Dreams Fund.

## CANUCKS KIDS FUND JAKE MILFORD CANUCKS CHARITY INVITATIONAL

PRESENTED BY ENDEAVOUR SILVER

### Jake Milford Canucks Charity Invitational, Presented by Endeavour Silver

The Canucks roster players and members of the Canucks Alumni participate in this charity golf tournament benefiting both the BC Hockey Benevolent Association (BCHBA) and the Canucks for Kids Fund. In its 31st year, the "Jake" is proudly presented in Jake Milford's memory. In September 2013, the tournament raised more than \$172,000 net.

## OTHER CANUCKS COMMUNITY PROGRAMS

The Vancouver Canucks and the Canucks for Kids Fund run a number of other community initiatives throughout the season, such as the Donations in Kind program and Tickets for Kids. These programs aim to provide children, who may not otherwise have a chance, the opportunity to attend games and to support the fundraising efforts of various charities across the province. The organization has also partnered with many significant charitable and developmental initiatives including work with mindcheck.ca and launching the Canucks Hockey School, supported by Okanagan Hockey School.

### Canucks for Kids Fund 50:50

With the generosity of our loyal fans and dedicated team of volunteers and staff, the Canucks for Kids Fund 50:50 program is one of the most successful in the NHL. In 2013/14, the Canucks 50:50 program raised more than \$780,000 net. During the 2014/15 season, the introduction of a new electronic system will allow for even greater fundraising opportunities as it increases the amount of time guests can purchase 50:50 tickets while attending Canucks games at Rogers Arena.

For more information about our work in the community, please visit [canucks.com/community](http://canucks.com/community).



## VANCOUVER CANUCKS ALUMNI



### ABOUT

Despite the fact that the Vancouver Canucks didn't enter the NHL until 1970, the Vancouver Canucks Alumni Association group was conceived in 1952 by the Canucks of the Western Hockey League. The alumni began with Hall of Famers Babe Pratt and Cyclone Taylor, who organized a benefit game for a local amateur player whose wife had become seriously ill. This eventually grew into the BC Hockey Benevolent Association (BCHBA)—a registered non-profit society—designed to assist former players and their families who had fallen on hard times. Since that time, the Vancouver Canucks Alumni Association has expanded in membership and reach. Over the last five decades, the group has raised over \$3 million for charities throughout British Columbia through charitable events on and off the ice.

### WHO ARE THE CANUCKS ALUMNI?

One of the largest and most active alumni groups in the National Hockey League Alumni Association, the Vancouver Canucks Alumni consists of over 100 members living primarily in the Lower Mainland. The group is

unique, in that not just former Vancouver Canucks players are members. The Vancouver Canucks Alumni Association are proud to include former NHL players that never donned a Canucks jersey during their playing careers, such as Bill Ranford, Mark Lofthouse and Gary Nylund as well as those who have made a lasting difference in the success of the Vancouver Canucks franchise like Norm Jewison and the Hall of Fame broadcaster, Jim Robson. The Vancouver Canucks Alumni Association are proudly sponsored by Labatt, Pepsi, Scotiabank, and Rogers.

Each year the Vancouver Canucks Alumni Association travel throughout British Columbia to participate in charitable games and events. Along the way, they've delivered more than their fair share of pies-in-the-face, buckets of water thrown into the opposition benches, assorted mid-game goaltender exchanges and referee bribes as part of their on-ice antics. And they've also played some serious hockey. In exchange for their performances, the BCHBA receives expense money for travel or accommodation (if applicable) plus a modest stipend which goes directly into the scholarship maintenance program. All funds raised as the result of a Vancouver Canucks Alumni Association event are left in the community to benefit minor hockey or other local causes.

### CANUCK ALUMNI PARTNERSHIPS:

Over the six decades, the Vancouver Canucks Alumni Association have forged ongoing partnerships with a number of community-based, charitable organizations and foundations such as The Boys & Girls Clubs of Metro Vancouver/South Coast BC, BC Cancer Society's "Camp Goodtimes," ALS Canada, Royal Columbian Hospital Foundation, Road Hockey Conquers Cancer, Hockey Helps the Homeless and The Canucks For Kids Fund including its core beneficiaries, Canucks Autism Network, Canuck Place Children's Hospice and BC Children's Hospital Foundation.

Donations to help support these local organizations and campaigns comes not only from the Alumni's fundraising appearances on the ice throughout the province, but from annual, Alumni-sponsored or participant events such as The Canuck Alumni Charity Golf Tournament, The Cyclone Taylor Golf Classic and The Jake Milford Invitational Golf Tournament, among others.

## VANCOUVER CANUCKS ALUMNI ASSOCIATION SCHOLARSHIPS:

The Vancouver Canucks Alumni Association offer a number of scholarships each season to deserving students and minor hockey players in recognition of their academic achievement and commitment to school and community service. Together, Vancouver Canucks Alumni Association Scholarship programs and initiatives have distributed more than \$500,000 to deserving students across Canada, enabling them to continue their studies while pursuing their interests in hockey or other athletics-related fields

### BCHL Scholarship Program

The first such scholarship program, started in the 1980's by the Vancouver Canucks Alumni Association and guided through its first decades by the NHL Canucks' original captain, Orland Kurtenbach, has grown from providing four, annual, \$3,000 scholarships, to now enabling as many as nine young hockey players from the BC Hockey League to attend post-secondary institutions each year. The Scholarship Program, operated in partnership with the BCHL, is now chaired by former Canucks player—now NHL scout—Gerry O'Flaherty. To date, this program has awarded almost \$380,000 in scholarships to more than 48 BCHL graduates.

### Larry Ashley Scholarship

The Vancouver Canucks Alumni Association initiated the Larry Ashley Scholarship over 10 years ago. Ashley was a longtime athletic trainer of the NHL Canucks and passed away from cancer in 1995. Widely recognized as a leader in his field, Ashley's name now lives on via the Larry Ashley Scholarship Program. Last year the Vancouver Canucks Alumni and the Canadian Athletics Therapist Association (CATA) joined

forces to provide scholarship funds of \$2,500 per year to academically qualified students pursuing post-secondary studies in the fields of sports medicine and/or athletic training.

Other scholarships offered through the Canucks Alumni include: the Larry Ashley Athletic Training Scholarship, Stan Smyl Scholarship, Orland Kurtenbach Scholarship, Pat Quinn Scholarship, Dennis Kearns Scholarship, Vancouver Canucks Alumni Association Scholarship, Rick Blight Crisis Centre Scholarship Program and Vancouver Canucks Community Service Bursary.

## VANCOUVER CANUCKS ALUMNI ASSOCIATION PRESIDENT

Gerry "Driller" Sillers was born and raised in Saskatoon where he played junior for the Blades with his longtime buddy Bobby Schmutz. He moved west to attend Simon Fraser University and turned pro with the Western League Canucks in 1968. He played four seasons with their AHL affiliate, the Rochester Americans, a team for which Don Cherry both played and coached. He also played briefly with Portland of the WHL. Following his playing career, he became an enthusiastic member of the Canucks Alumni organization and in 1989, became its President.

### Vancouver Canucks Alumni Association Board

Gerry Sillers (President), Bob Murray (Vice-President), Dave Cannon (Secretary/Treasurer), Bill Ranford, Kirk McLean, Chris Oddleifson, Dennis Kearns, Cliff Ronning, Jack McIlhargey and John Grisdale.

**For more information on bringing the Alumni to your community, visit [canucks.com/community](http://canucks.com/community) or call the Canucks Centre for BC Hockey at 604.899.7770**









# PLAYERS



# #3 KEVIN BIEKSA

(KEH-vihn BEE-ecks-ah)

## CAREER STATS

**MOST GOALS IN A GAME** 2

TWICE—LATEST JAN. 26/14 vs PHX

**MOST ASSISTS IN A GAME** 3

FOUR TIMES—LATEST OCT. 19/13 at PIT

**MOST POINTS IN A GAME** 3

SEVEN TIMES—LATEST OCT. 19/13 at PIT: 0-3-3

**HAT TRICKS** 0

**GAME-WINNING GOALS** 11

LATEST JAN. 26/14 vs PHX

**POWER PLAY GOALS** 19

LATEST NOV. 14/13 vs SJ

**SHORTHANDED GOALS** 0

**OVERTIME POINTS** 1-6-7

**SHOOTOUT RECORD** 0/3

0 GDG

**PENALTY SHOT RECORD** 0/0



## REGULAR SEASON

## PLAYOFFS

## BIEKSA vs NHL

SEASON	CLUB	LEA	GP	G	A	PTS	PIM	GP	G	A	PTS	PIM
2000.01	Bowling Green	NCAA	35	4	9	13	90	—	—	—	—	—
2001.02	Bowling Green	NCAA	40	5	10	15	68	—	—	—	—	—
2002.03	Bowling Green	NCAA	34	8	17	25	92	—	—	—	—	—
2003.04	Bowling Green	NCAA	38	7	15	22	66	—	—	—	—	—
	Manitoba	AHL	4	0	2	2	2	—	—	—	—	—
2004.05	Manitoba	AHL	80	12	27	39	192	14	1	1	2	52
2005.06	Vancouver	NHL	39	0	6	6	77	—	—	—	—	—
	Manitoba	AHL	23	3	17	20	73	13	0	10	10	38
2006.07	Vancouver	NHL	81	12	30	42	134	9	0	0	0	20
2007.08	Vancouver	NHL	34	2	10	12	90	—	—	—	—	—
	Manitoba	AHL	1	0	1	1	2	—	—	—	—	—
2008.09	Vancouver	NHL	72	11	32	43	97	10	0	5	5	14
2009.10	Vancouver	NHL	55	3	19	22	85	12	3	5	8	14
2010.11	Vancouver	NHL	66	6	16	22	73	25	5	5	10	51
2011.12	Vancouver	NHL	78	8	36	44	94	5	1	0	1	6
2012.13	Vancouver	NHL	36	6	6	12	48	4	1	0	1	8
2013.14	Vancouver	NHL	76	4	20	24	104	—	—	—	—	—
VANCOUVER/NHL TOTALS			537	52	175	227	802	65	10	15	25	113

TEAM	GP	G	A	PTS	PIM
Anaheim	27	4	8	12	83
Arizona	25	5	11	16	30
Boston	4	0	3	3	2
Buffalo	6	0	2	2	6
Calgary	47	8	15	23	75
Carolina	8	2	0	2	9
Chicago	26	1	2	3	64
Colorado	40	3	10	13	38
Columbus	24	5	8	13	36
Dallas	25	4	9	13	36
Detroit	23	1	11	12	26
Edmonton	49	4	22	26	40
Florida	6	0	3	3	0
Los Angeles	31	2	6	8	29
Minnesota	38	3	12	15	51
Montreal	9	0	3	3	8
Nashville	28	1	10	11	62
New Jersey	7	0	1	1	2
NY Islanders	6	1	3	4	13
NY Rangers	5	0	0	0	34
Ottawa	10	1	0	1	13
Philadelphia	7	0	2	2	28
Pittsburgh	5	0	4	4	11
St. Louis	26	1	5	6	53
San Jose	26	4	13	17	32
Tampa Bay	6	1	2	3	2
Toronto	9	1	3	4	6
Washington	7	0	4	4	13
Winnipeg	7	0	3	3	0
Totals	537	52	175	227	802

## NHL FIRSTS

**First Game:** Dec. 19/05 vs LA  
**First Goal:** Oct. 13/06 vs SJ  
**First Assist:** Jan. 5/06 at CHI

## STREAKS

**Assists:** 5 games Dec. 21-29/11: 6 assists  
**Points:** 7 games Dec. 21/11-Jan. 2/12: 1-7-8

## HONOURS

Babe Pratt Trophy: 2007 AHL All-Rookie Team: 2005  
Fred J. Hume (Canucks Unsung Hero): 2007 All-CCHA Honorable Mention: 2004

## ACQUIRED

Vancouver's fifth choice, 151st overall in the 2001 NHL Entry Draft.

## PERSONAL

Graduated from Bowling Green University with a Bachelor's degree in Finance...First donned skates at 18 months of age on a frozen area of Lake Ontario...Playing in his first NHL game and scoring the series clinching goal in the 2011 Western Conference Final are his most memorable hockey moments...Kevin grew up a fan of Steve Yzerman and Cam Neely...Hobbies include poker and golf.

## CAREER HIGHLIGHTS

**2013.14:** Appeared in 76 games, collecting 24 points (4-20-24), a team high 144 hits and 130 blocked shots (tied for third on the team)...Averaged 22:46 TOI and finished first amongst defencemen in penalty minutes (104)...At the conclusion of the season, ranked eighth among Canucks defencemen all-time in games played (537) and goals scored (52) and ranked fourth in penalty minutes (802)...Recorded an assist in three consecutive games, Mar. 16-Mar. 19...Logged a game high 24:46 TOI, notching an assist and blocking four shots, Mar. 6 at DAL...Matched a career high for the second time, tallying two goals including the game-winning overtime goal, Jan. 26 vs PHX...Appeared in his 500th career game, Dec. 22 vs WPG...Led defencemen with six shots on goal, Nov. 23 vs CHI...Notched his first goal of the season, Nov. 14 vs SJ...Had a season high three assists, matching his career high for the fourth time, Oct. 19 at PIT...Named Captain for Canada at the 2014 World Championships, leading all Canadian defencemen in goals (2). **2012.13:** Appeared in 36 games, collecting 12 points (6-6-12) and 48 penalty minutes...Ranked third in goals amongst Canucks defencemen with six and was +6 on the season...Finished first among Canucks defencemen and fourth on the team in penalty minutes (48)...Averaged 21:56 TOI per game, the third highest average on the team...Finished the season ranked ninth all-time among Canucks defencemen in scoring (48-155-203)...Collected his 200th NHL point with a game-winning, power play goal, Apr. 4 vs EDM...Scored the game-tying goal at the 18:59 mark of the third period and recorded a season high 26:14 time on ice, Feb. 19 at CHI...Scored goals in back-to-back games on two occasions, Feb. 19-21 and Feb. 12-15...Recorded his 150th NHL assist, Feb. 9 vs CGY...Registered a goal, four hits and five blocked shots, Feb. 4 at EDM...Recorded a team-high five shots in the Canucks opening game of the season, Jan. 19 vs ANA. **2011.12:** Recorded 44 points (8-36-44) in 78 games in the 2011.12 season...Ranked tied for 13th among NHL defencemen for most points (8-36-44)...Set a career high for most points (44) and assists in a season (36)...Ranked second on the team with 159 hits and 106 blocked shots...Finished season ranked 10th among Canucks defencemen for career points (190), 10th for games played (425) and fifth for game-winning goals (9)...Collected five assists in four straight games, Mar. 1-8...Notched one game-winning goal and three points (2-1-3) over the course of three consecutive games, Feb. 15-19...Logged a season high 28:40 TOI, Feb. 1 at CGY...Appeared in his 400th career game, Feb. 7 at NSH...Recorded four points (1-3-4) in four straight games, Feb. 2-9...Established a career high seven-game scoring streak, recording eight points (1-7-8) over that span, Dec. 21-Jan. 2...Registered seven points (1-6-7) in six straight games, Nov. 25-Dec. 6...Collected one goal, a game-winner, in five playoff games. **2010.11:** Registered 22 points (6-16-22) in 66 games played in 2010.11...Led the Canucks and ranked second in the League with a plus/minus rating of +32...Second among all Canucks defencemen in average ice time per game (22:28)...Tallied two game-winning goals this season (Dec. 26 and Jan. 5)...Missed 16 games due to a foot injury, Feb. 17 to Mar. 18...Blocked 93 shots, ranking third on the team...Ranked fourth among Canucks defencemen in points (22)...Collected five points (2-3-5) in four consecutive games, Dec. 26-Jan. 2...Recorded four multi-point games from Feb. 17-Mar. 18...Collected his 100th career assist and tied a career high for most assists in a game with 3, Nov. 2 at EDM...Named an Alternate Captain prior to the 2010.11 season...Led all NHL players this postseason with 88 hits...Recorded 10 points (5-5-10) in 25 playoff games...Led the team in ice time per game during the postseason (25:40). **2009.10:** Finished first among all Canucks defencemen in playoff scoring...Registered eight points (3-5-8) in 12 postseason games...Averaged 21:49 ice time per game in the regular season...Recorded four multi-point games...Missed 27 games due to a leg injury, Dec. 31-Mar. 10...Registered three assists (0-3-3), tying a career high for most assists and points in a game, Oct. 27 vs DET...Tallied three points (0-3-3) in two consecutive games, Dec. 10-12...Recorded three assists in two games, Nov. 12-14...Registered assists (0-2-2) in two straight games, Oct. 5-7...Recorded his first point of the season with a goal, Oct. 1 at CGY. **2008.09:** Recorded five points (0-5-5) in 10 playoff games...Collected 43 points (11-34-43) in 72 games played, logging an average of 23:29 TOI/G...Set career highs for most assists (32) and points (43) in a single season...Led Canucks defencemen in goals (11), assists (32), points (43) and avg TOI (23:29)...Recorded two points in two games, Mar. 31-Apr. 2...Recorded three points (1-2-3) in three consecutive games, Jan. 28-Feb. 3...Tallied five points (2-3-5) in five consecutive games, Dec. 1-9...Went on a three-game point streak, registering four points (1-3-4) that included a game-winning goal, Nov. 4-8. **2007.08:** Scored his first goal since returning from injury, Mar. 6 vs NSH...Missed 47 games due to a leg injury...Scored the game-winner, Oct. 21 vs CHI. **2006.07:** Made NHL playoff debut, appearing in nine postseason games...Logged 54:27 of ice time to lead all Canucks players and finished a +1, Apr. 11 vs Dallas...Set career highs in goals (12), assists (30), points (42), games played (81) and most points in a game (3-Oct. 13 vs SJ)...Finished tied for 24th in scoring among NHL defencemen with 42 points...Led Canucks defencemen in points (42) and assists (30) and was second among Canucks skaters in average ice time per game (24:16)...Scored his second goal in as many games, had one assist and was named third star, Feb. 22 at LA...Recorded his first NHL goal, two assists and named second star, Oct. 13 vs SJ. **2005.06:** Tallied eight assists in the North Division Finals...Netted his first AHL goal of the season along with one assist, Apr. 9 at Hamilton...Earned his first multi-point NHL game with two assists, Feb. 6 vs CBJ.

## 2013.14 GAME BY GAME

Oct. 3	@ SJ	0-0	3-1	22:57
Oct. 5	vs EDM	0-0	3-1	21:57
Oct. 6	@ CGY	0-1	1-0	25:27
Oct. 8	vs NJ	0-0	2-1	23:36
Oct. 10	vs SJ	0-0	0-0	20:31
Oct. 12	vs MTL	0-0	2-1	24:06
Oct. 15	@ PHI	0-0	4-0	26:34
Oct. 17	@ BUF	0-0	0-2	23:48
Oct. 19	@ PIT	0-3	3-3	22:21
Oct. 20	@ CBJ	0-0	2-0	20:35
Oct. 22	@ NYI	0-1	4-3	23:10
Oct. 24	@ NJ	0-0	2-1	22:43
Oct. 25	@ STL	0-0	0-1	22:12
Oct. 28	vs WSH	0-1	1-0	23:10
Oct. 30	vs DET	0-0	3-1	23:15
Nov. 2	vs TOR	0-0	2-1	24:49
Nov. 5	@ PHX	0-0	0-0	20:37
Nov. 7	@ SJ	0-2	2-1	20:41
Nov. 9	@ LA	0-1	2-0	21:13
Nov. 10	@ ANA	0-0	3-2	21:25
Nov. 14	vs SJ	1-0	4-0	22:21
Nov. 17	vs DAL	0-1	2-1	24:09
Nov. 19	vs FLA	0-0	0-0	24:55
Nov. 22	vs CBJ	0-0	4-2	23:03
Nov. 23	vs CHI	0-0	6-1	22:12
Nov. 25	vs LA	0-1	2-1	24:52
Nov. 28	@ OTT	0-0	5-1	22:59
Nov. 30	@ NYR	0-0	3-0	22:33
Dec. 1	@ CAR	0-0	3-0	18:52
Dec. 3	@ NSH	0-0	1-1	22:07
Dec. 6	vs PHX	0-0	1-0	26:30
Dec. 8	vs COL	0-0	0-1	23:37
Dec. 9	vs CAR	0-0	2-1	26:50
Dec. 13	vs EDM	0-0	1-1	22:40
Dec. 19	vs BOS	0-1	2-0	23:48
Dec. 17	@ MIN	0-0	0-1	26:28
Dec. 19	@ DAL	0-1	4-3	20:55
Dec. 20	@ CHI	0-1	0-1	24:47
Dec. 22	vs WPG	0-0	3-0	24:17
Dec. 29	@ CGY	0-0	2-2	25:07
Dec. 30	vs PHI	0-0	5-1	21:26
Jan. 1	vs TB	0-0	1-1	26:26
Jan. 4	@ LA	0-0	3-2	21:37
Jan. 5	@ ANA	1-0	2-2	23:16
Jan. 7	vs PIT	0-0	3-0	24:08
Jan. 10	vs STL	0-0	1-1	21:16
Jan. 13	@ LA	0-0	3-0	19:20
Jan. 15	@ ANA	0-0	2-1	19:05
Jan. 16	@ PHX	0-0	3-0	20:09
Jan. 18	vs CGY	0-0	0-0	0:02
Jan. 21	@ EDM	0-0	3-1	18:03
Jan. 23	vs NSH	0-0	4-1	23:02
Jan. 26	vs PHX	2-0 (W)	5-0	20:23
Jan. 27	vs EDM	0-1	2-0	19:18
Jan. 29	vs CHI	0-0	1-1	23:02
Jan. 31	@ WPG	0-0	1-1	21:32
Feb. 3	@ DET	0-1	1-1	21:32
Feb. 4	@ BOS	0-1	1-1	21:32
Feb. 6	@ MTL	0-1	1-1	21:32
Feb. 8	@ TOR	0-1	1-1	21:32
Feb. 26	vs STL	0-0	4-1	21:57
Feb. 28	vs MIN	0-0	0-1	21:26
Mar. 2	vs OTT	0-0	2-1	21:43
Mar. 4	@ PHX	0-0	2-1	27:01
Mar. 6	@ DAL	0-1	4-2	24:46
Mar. 8	vs CGY	0-0	2-0	24:09
Mar. 10	vs NYI	0-1	3-2	23:18
Mar. 12	@ WPG	0-0	1-0	26:23
Mar. 14	@ WSH	0-0	2-1	23:37
Mar. 16	@ FLA	0-1	2-1	26:24
Mar. 17	@ TB	0-1	5-1	24:15
Mar. 19	vs NSH	0-1	1-0	22:40
Mar. 23	vs BUF	0-0	2-0	25:48
Mar. 26	@ MIN	0-0	1-0	20:14
Mar. 27	@ COL	0-0	1-0	15:47
Mar. 29	vs ANA	0-0	2-2	25:36
Apr. 1	vs NYR	0-0	0-0	25:52
Apr. 5	vs LA	0-0	1-1	25:31
Apr. 7	vs ANA	0-0	3-2	25:27
Apr. 10	vs COL	0-0	2-2	24:16
Apr. 12	@ EDM	DND		
Apr. 13	vs CGY	0-0	0-1	26:38

## NHL MILESTONES

**100th NHL Game:** Feb. 22/07 at LA  
**500th NHL Game:** Dec. 22/13 vs WPG  
**100th NHL Point:** Mar. 24/09 at DAL  
**200th NHL Point:** Apr. 4/13 vs EDM  
**100th NHL Assist:** Nov. 2/10 at EDM

## INTERNATIONAL

World Championships: 2014

# #13 NICK BONINO

(NIK boh-NEE-noh)

## CAREER STATS

**MOST GOALS IN A GAME 3**

FEB. 2/13 vs LA

**MOST ASSISTS IN A GAME 3**

MAR. 19/12 at SJ

**MOST POINTS IN A GAME 4**

FEB. 2/12 vs LA: 3-1-4

**HAT TRICKS 1**

FEB. 2/13 vs LA

**GAME-WINNING GOALS 2**

LATEST APR.13/14 vs COL

**POWER PLAY GOALS 9**

LATEST JAN. 15/14 vs VAN

**SHORTHANDED GOALS 0**

**OVERTIME POINTS 1-1-2**

**SHOOTOUT RECORD 6/13**

1 GDG

**PENALTY SHOT RECORD 0/0**



## REGULAR SEASON

## PLAYOFFS

## BONINO vs NHL

SEASON	CLUB	LEA	GP	G	A	PTS	PIM	GP	G	A	PTS	PIM
2007.08	Boston	NCAA	39	16	13	29	10	-	-	-	-	-
2008.09	Boston	NCAA	44	18	32	50	30	-	-	-	-	-
2009.10	Anaheim	NHL	9	1	1	2	6	-	-	-	-	-
	Boston	NCAA	33	11	27	38	12	-	-	-	-	-
2010.11	Anaheim	NHL	26	0	0	0	4	4	0	0	0	2
	Syracuse	AHL	50	12	33	45	32	-	-	-	-	-
2011.12	Anaheim	NHL	50	5	13	18	8	-	-	-	-	-
	Syracuse	AHL	19	6	16	22	2	-	-	-	-	-
2012.13	Anaheim	NHL	27	5	8	13	8	7	3	1	4	4
	Neumarkt/Egna	ITA	19	26	26	52	14	-	-	-	-	-
2013.14	Anaheim	NHL	77	22	27	49	22	13	4	4	8	8
NHL Totals			189	33	49	82	48	24	7	5	12	14

TEAM	GP	G	A	PTS	PIM
Arizona	14	1	10	11	6
Boston	4	1	1	2	0
Buffalo	3	0	0	0	0
Calgary	11	2	1	3	0
Carolina	5	1	1	2	2
Chicago	7	0	3	3	0
Colorado	9	1	3	4	6
Columbus	5	0	1	1	0
Dallas	11	4	0	4	0
Detroit	6	1	0	1	0
Edmonton	14	2	5	7	4
Florida	4	0	1	1	0
Los Angeles	13	4	3	7	6
Minnesota	8	1	0	1	2
Montreal	2	0	2	2	2
Nashville	7	1	0	1	4
New Jersey	3	1	2	3	0
NY Islanders	5	0	1	1	0
NY Rangers	2	0	0	0	0
Ottawa	3	1	0	1	0
Philadelphia	3	0	1	1	2
Pittsburgh	4	0	0	0	0
St. Louis	8	2	4	6	2
San Jose	11	1	8	9	0
Tampa Bay	4	0	0	0	2
Toronto	2	1	0	1	0
Vancouver	13	6	2	8	10
Washington	4	0	0	0	0
Winnipeg	4	2	0	2	0
Totals	189	33	49	82	48

## NHL FIRSTS

**First Game:** Mar. 26/10 at EDM  
**First Goal:** Jan. 4/07 at CGY  
**First Assist:** Mar. 29/10 vs DAL

## STREAKS

**Assists:** 4 games Dec. 31/13-Jan. 7/14: 4 assists  
**Points:** 4 games Three times (latest Jan. 18-Jan. 25/14: 1-4-5)

## HONOURS

NCAA Frozen Four All Tournament Team: 2009

## ACQUIRED

From Anaheim with Luca Sbisa and the 24th and 85th selection in the 2014 NHL Entry Draft in exchange for Ryan Kesler and a third round pick in the 2015 NHL Entry Draft.

## PERSONAL

Says Steve Yzerman was his favourite NHL player growing up...Worked at a hockey camp for his first job...Lists his favourite hockey moment as winning the National Championship at Boston University...Cites Zac Brown Band and Luke Bryan as his favourite bands. Resides in Connecticut during the summer months...Was an Academic All-American lacrosse player prior to playing hockey for Boston University

## CAREER HIGHLIGHTS

**2013.14:** Ranked second on the club in PPG (7), PPG (20), faceoff wins (583), third in points (49) and third among forwards in avg. TOI (6:13). Scored his 20th goal of the season, the first 20-goal season of his career. Mar. 31 vs WPG...Tied his career-long four-game point streak (third time, 1-4-5). Jan. 18-25...Recorded a career high four-game assist streak. Dec. 31-Jan. 7...Logged a career high 22:02 TOI. Jan. 12 vs DET...Registered a career high eight points (4-4-8) in 13 playoff games played...Had a three-game point streak (1-2-3) from May 12-16 vs LA...Recorded an assist. May 8 at LA...Recorded the multi-goal game of his postseason career (2-0-2) in Game 6 of the First Round, including his second career OT GWG (tied for the Ducks franchise lead). Apr. 27 at DAL...Scored his fourth career postseason goal (third on the PP) in a playoff career-high 20:15 TOI. Apr. 25 vs DAL...Had an assist. Apr. 16 vs DAL. **2012.13:** Appeared in his fourth NHL season with Anaheim, collecting 13 points (5-8-13) with eight PIM...Tied his career high in goals despite playing in only 27 games...Had a season-high two assists in his first appearance since Mar. 8 vs CGY. Apr. 21 at EDM...Was credited with a career-high six shots on net. Apr. 27 vs PHX...Missed 20 games with a lower-body injury. Mar. 12-Apr. 19...Recorded a career-high 20:54 TOI. Mar. 2 at PHX...Scored his career-tying fifth goal of the season in a 5-1 victory. Feb. 27 vs NSH...Appeared in his 100th career NHL game. Feb. 18 vs CBJ...Had a career-best three-game point streak (1-2-3). Feb. 8-12...Also had assists in two straight games (0-2-2) from Feb. 9-12 to tie his career high...Scored his first career hat trick, the 39th in Ducks history while also becoming the 14th different player to score a hat trick in a Ducks uniform. Feb. 2 vs LA...Also recorded an assist for a career-high four-point night (3-1-4)...Missed one game with flu-like symptoms. Mar. 10 vs STL...Played in Italy (second division) during the lockdown, scoring 52 points (26-26-52) with 14 PIM in 19 games with Neumarkt...Appeared in all seven CQF games vs DET, collecting four points (3-1-4) with four PIM...Co-led the team in goals and tied for fifth in scoring...Had points in the first three games of the series (2-1-3), including his first career Stanley Cup Playoff point (goal) in Game 1. Apr. 30 vs DET. **2011.12:** Appeared in his third NHL season with Anaheim, collecting 18 points (5-13-18) with a +1 rating and eight PIM in 50 games...Set career highs in goals, assists, points and games played...Ranked third on the club in faceoff wins (195) and faceoff attempts (454), and fourth among Anaheim forwards in blocked shots (39)...Set career highs in points (3) and plus/minus (+3). Mar. 19 at SJ...Notched his first career multi-point game with two assists (0-2-2). Jan. 18 vs PHX...Netted his second career NHL goal. Dec. 19 at DAL...Was originally recalled from Syracuse (AHL) on Oct. 31 and made his Anaheim season debut. Nov. 1 at WSH...Missed seven games due to injury, including two with a lower body injury (Mar. 10-12) and five with a hyperextended knee (Nov. 3-13)...Began the season at Syracuse, scoring 22 points (6-16-22) with two PIM in 19 games...Had nine points (12-8-9) in his first four AHL games, including a professional career-best four assists in a 6-2 victory on Oct. 15 vs Adirondack. **2010.11:** Appeared in his second NHL season with Anaheim, going scoreless with four PIM in 26 games...Missed one game with a right foot bruise. Dec. 21 at BUF...Made his Stanley Cup Playoff debut in 2011, going scoreless with two PIM in four games...Debuted in Game 2 of the CQF. Apr. 15 vs NSH...Appeared in 50 AHL games, collecting 45 points (22-33-45) points with a +0 rating and 32 PIM...Led Syracuse in assists and points-per-game (90), ranked fifth in scoring and tied for first in plus/minus...Recorded a season-high six-game scoring streak (2-7-9). Oct. 16-30. **2009.10:** Appeared in his first NHL season with Anaheim, scoring two points (1-1-2) with six PIM in nine games...Earned his first NHL assist along with a career-high +2 rating in his season finale. Apr. 11 vs EDM...Scored his first NHL goal (Lehtonen). Mar. 29 vs DAL...Took the opening faceoff in his NHL debut. Mar. 26 at EDM...Completed his junior season at Boston University, scoring a team-leading 38 points (11-27-38) in 33 games...Also led the Terriers in assists, shots (120) and plus/minus (+18)...Ranked tied for 10th among Hockey East players in scoring...Had a collegiate-high four assists. Jan. 16 vs Merrimack and an assist on the game-winner in BU's 3-2 win over Boston College at the Sun Life Frozen Fenway. Jan. 8 at Fenway Park...Also notched three assists to reach 100 career points as a Terrier in a 6-2 win over the University of Massachusetts. Jan. 29...Was named to the Hockey East honor roll on four separate occasions (Oct. 12, Nov. 30, Dec. 14, and Jan. 18). **2008.09:** Won his first NCAA Championship with Boston University...Helped the Terriers capture the Frozen Four tournament by scoring the game-tying goal with 18 seconds remaining to force OT. Apr. 11 vs Miami (Ohio)...Finished second on the club with 50 points (18-32-50) on the season...Was one of only seven college hockey players to register 50-or-more points...Helped BU to the best record in Hockey East and claimed the top seed in the NCAA Tournament...Was named the Reebok Hockey East Player of the Month for February, scoring 14 points (6-8-14) with a +9 rating in nine games. **2007.08:** Led all Hockey East freshmen in goals.

## NHL MILESTONES

**100th NHL Game:** Feb. 18/13 vs CBJ

## 2013.14 GAME BY GAME

Oct. 2	@ COL	0-1	2/1	15:18
Oct. 5	@ MIN	1-0	2/0	17:50
Oct. 6	@ WPG	0-0	0/0	14:04
Oct. 10	vs NYR	0-0	0/0	14:41
Oct. 13	vs OTT	1-0	5/1	14:32
Oct. 16	vs CGY	0-0	3/1	12:27
Oct. 18	vs PHX	1-0	4/1	13:26
Oct. 20	vs DAL	0-0	2/-1	14:13
Oct. 22	@ TOR	1-0	3/1	13:32
Oct. 24	@ MTL	0-1	0/1	12:20
Oct. 25	@ OTT	0-0	2/0	17:45
Oct. 27	@ CBJ	0-1	2/-2	17:45
Oct. 29	@ PHI	0-1	3/2	19:25
Oct. 31	@ BOS	0-0	1/0	21:07
Nov. 2	@ BUF	0-0	1/0	17:26
Nov. 4	@ NYR	0-0	1/0	14:00
Nov. 6	vs PHX	0-2	2/-1	16:22
Nov. 8	vs BUF	0-0	2/-1	14:22
Nov. 10	vs VAN	1-0 (W)	2/1	17:25
Nov. 12	@ FLA	0-1	0/1	20:24
Nov. 14	@ TB	0-0	1/-2	13:57
Nov. 15	@ CAR	0-0	2/0	18:25
Nov. 18	@ PIT	0-0	0/-1	11:53
Nov. 20	vs NJ	1-1	1/0	16:02
Nov. 22	vs TB	0-0	1/0	17:23
Nov. 23	@ PHX	0-1	1/-1	19:59
Nov. 26	@ DAL	1-0	2/-2	17:32
Nov. 29	vs CGY	0-1	2/0	15:55
Nov. 30	@ SJ	0-2	0/1	15:49
Dec. 3	vs LA	0-0	3/0	21:17
Dec. 6	@ CHI	0-1	0/0	15:27
Dec. 7	@ STL	1-1	1/1	15:27
Dec. 9	vs NYI	0-1	3/1	18:08
Dec. 11	vs MIN	0-0	1/0	15:47
Dec. 15	vs EDM	1-0	4/0	12:14
Dec. 17	@ DET	1-0	2/1	17:08
Dec. 20	@ NJ	0-0	2/-1	13:48
Dec. 21	@ NYI	0-0	2/0	14:44
Dec. 23	@ WSH	0-0	2/0	19:38
Dec. 28	vs PHX	0-0	2/0	16:31
Dec. 29	@ SJ	0-0	2/-1	17:18
Dec. 31	vs SJ	1-1	1/2	16:07
Jan. 3	vs EDM	0-1	1/2	20:05
Jan. 5	vs VAN	1-1	6/2	20:36
Jan. 7	vs BOS	1-1	3/0	18:05
Jan. 9	@ NSH	0-0	1/-2	13:31
Jan. 11	@ PHX	0-1	1/1	17:35
Jan. 12	vs DET	0-0	0/0	22:22
Jan. 15	vs VAN	2-0	5/0	16:56
Jan. 17	@ CHI	0-0	2/-3	18:19
Jan. 18	@ STL	0-2	1/0	15:49
Jan. 21	vs WPG	1-0	3/0	14:35
Jan. 23	vs LA	0-1	3/1	17:34
Jan. 25	@ LA	0-1	2/2	19:41
Jan. 28	vs MIN	0-0	3/-1	14:13
Jan. 30	vs PHX	0-0	0/0	4:11
Feb. 1	vs DAL	INJ		
Feb. 3	vs CBJ	INJ		
Feb. 5	vs CHI	INJ		
Feb. 8	@ NSH	INJ		
Feb. 28	vs STL	0-0	1/0	11:50
Mar. 2	vs CAR	0-0	2/-1	14:50
Mar. 5	vs MTL	0-1	7/1	21:08
Mar. 7	vs PIT	0-0	2/0	16:56
Mar. 10	vs TOR	0-0	1/0	16:30
Mar. 12	@ CGY	1-0	1/1	14:12
Mar. 14	@ COL	0-2	4/1	16:32
Mar. 15	@ LA	0-0	0/1	17:02
Mar. 18	vs WS	0-0	4/-1	15:15
Mar. 20	@ SJ	INJ		
Mar. 23	vs FLA	0-0	4/1	14:17
Mar. 26	@ CGY	1-0	5/0	14:16
Mar. 28	@ EDM	1-0	3/1	21:11
Mar. 29	@ VAN	0-0	0/0	18:31
Mar. 31	vs WPG	1-0	4/2	14:04
Apr. 2	vs EDM	0-0	1/-1	16:41
Apr. 4	vs NSH	0-0	4/-1	16:48
Apr. 6	@ EDM	0-0	3/-1	15:37
Apr. 7	@ VAN	0-0	0/2	14:42
Apr. 9	vs SJ	0-0	2/0	17:30
Apr. 12	@ LA	1-0	1/3	18:23
Apr. 13	vs COL	1-0 (W)	4/1	14:33



# #14 ALEX BURROWS

(al-ehx BUHR-ohz)

## CAREER STATS

**MOST GOALS IN A GAME** 3

THREE TIMES—LATEST JAN. 7/10 vs PHX

**MOST ASSISTS IN A GAME** 3

JAN. 23/10 vs CHI

**MOST POINTS IN A GAME** 4

JAN. 30/10 at TOR: 2-2-4

**HAT TRICKS** 3

LATEST JAN. 7/10 vs PHX

**GAME-WINNING GOALS** 24

LATEST APR. 6/13 vs CGY

**POWER PLAY GOALS** 12

LATEST MAR. 17/14 at TB

**SHORTHANDED GOALS** 16

LATEST APR. 5/12 at CGY

**OVERTIME POINTS** 1-3-4

**SHOOTOUT RECORD** 12/32

2 GDG

**PENALTY SHOT RECORD** 0/4

LATEST JAN. 25/13 at ANA, no goal (Hiller)



## REGULAR SEASON

## PLAYOFFS

## BURROWS vs NHL

SEASON	CLUB	LEA	GP	G	A	PTS	PIM	GP	G	A	PTS	PIM
2000.01	Shawinigan	QMJHL	63	16	14	30	105	10	2	1	3	8
2001.02	Shawinigan	QMJHL	64	35	35	70	184	12	9	11	20	34
2002.03	Greenville	ECHL	53	9	17	26	201	—	—	—	—	—
	Baton Rouge	ECHL	13	4	2	6	64	—	—	—	—	—
2003.04	Manitoba	AHL	2	0	0	0	0	—	—	—	—	—
	Columbia	ECHL	64	29	44	73	194	4	2	0	2	28
2004.05	Manitoba	AHL	72	9	17	26	107	14	0	3	3	37
	Columbia	ECHL	4	5	1	6	4	—	—	—	—	—
2005.06	Vancouver	NHL	43	7	5	12	61	—	—	—	—	—
	Manitoba	AHL	33	12	18	30	57	13	6	7	13	27
2006.07	Vancouver	NHL	81	3	6	9	93	11	1	0	1	14
2007.08	Vancouver	NHL	82	12	19	31	179	—	—	—	—	—
2008.09	Vancouver	NHL	82	28	23	51	150	10	3	1	4	20
2009.10	Vancouver	NHL	82	35	32	67	121	12	3	3	6	22
2010.11	Vancouver	NHL	72	26	22	48	77	25	9	8	17	34
2011.12	Vancouver	NHL	80	28	24	52	90	5	1	0	1	7
2012.13	Vancouver	NHL	47	13	11	24	54	4	2	1	3	6
2013.14	Vancouver	NHL	49	5	10	15	71	—	—	—	—	—
VANCOUVER/NHL TOTALS			618	157	152	309	896	67	19	13	32	103

TEAM	GP	G	A	PTS	PIM
Anaheim	32	8	6	14	70
Arizona	31	9	5	14	40
Boston	6	1	0	1	14
Buffalo	6	1	3	4	14
Calgary	51	15	14	29	74
Carolina	6	3	1	4	6
Chicago	29	3	9	12	50
Colorado	47	9	15	24	41
Columbus	31	9	9	18	18
Dallas	32	8	4	12	80
Detroit	31	7	4	11	30
Edmonton	51	13	14	27	73
Florida	7	2	2	4	6
Los Angeles	29	8	8	16	36
Minnesota	47	8	9	17	94
Montreal	11	2	3	5	29
Nashville	32	11	3	14	57
New Jersey	5	2	2	4	4
NY Islanders	7	2	2	4	2
NY Rangers	7	2	2	4	25
Ottawa	11	4	3	7	10
Philadelphia	5	1	4	5	6
Pittsburgh	6	1	1	2	18
St. Louis	31	8	6	14	29
San Jose	32	6	8	14	40
Tampa Bay	7	2	4	6	11
Toronto	12	8	7	15	11
Washington	8	0	1	1	4
Winnipeg	8	4	3	7	4

**Totals** 618 157 152 309 896



## NHL FIRSTS

**First Game:** Jan. 2/06 at STL  
**First Goal:** Jan. 10/06 vs TOR  
**First Assist:** Jan. 10/06 vs TOR

## STREAKS

**Goals:** 5 games Jan. 11–21/10: 6 goals  
**Assists:** 3 games Five times (latest Jan. 3–7/11: 4 assists)  
**Points:** 12 games Dec. 31/09–Jan. 25/10: 13–6–19

## HONOURS

Vancouver Canucks Most Exciting Player: 2010, 2009, 2008  
 Fred J. Hume Award (Canucks Unsung Hero): 2008  
 Manitoba Moose's Hardest Working Player: 2005  
 Selected to the ECHL All-Star Game: 2004

## ACQUIRED

Signed as a free agent by Vancouver on November 8, 2005.

## PERSONAL

Alex plays golf and tennis in the off-season. Prior to playing in the NHL, Alex spent his summers competing in National and International ball hockey tournaments; he was named as the International Ball Hockey Player of the Year in 2005 and was inducted into the Canadian Ball Hockey Hall of Fame in 2010.

## CAREER HIGHLIGHTS

**2013.14:** Appeared in 49 games, collecting 15 points (5-10-15) and 71 penalty minutes. Registered three points for the second consecutive game, collecting two goals and an assist, Mar. 17 at TB. Posted his first three-point game (1-2-3) of the season, Mar. 16 at FLA. Recorded five hits and scored his first two goals of the season, Mar. 12 at WPG. Collected his 300th career point, Mar. 10 vs NYL. Appeared in his 600th career game, Mar. 2 vs OTT. Had seven hits and finished +1, Nov. 28 at OTT. Recorded a game-high five shots on net, Nov. 22 vs CBJ. Recorded his first point of the season, finishing with two assists, Nov. 7 at SJ. Led the team with six shots on net, Oct. 30 vs DET. Played for Canada at the 2014 World Championships collecting one assist (0-1-1) and four penalty minutes in seven games played.

**2012.13:** Appeared in 47 games, collecting 24 points (13-11-24) and 54 penalty minutes. Finished first on the Canucks in goal scoring with 13 goals and seventh in hits (52). Finished season ranked 24th on the Canucks franchise scoring list (152-142-294), second all-time in shorthanded goals (16), and tied for ninth with Todd Bertuzzi for most game-winning goals (24). Collected the game-winning goal and added an assist, Apr. 6 vs CGY. Set a franchise record, scoring the quickest goal to start a game at six seconds in to pass Trevor Linden's previous record of nine seconds (Jan. 16/94), Mar. 16 vs DET. **2011.12:** Collected 52 points (28-24-52) and 90 penalty minutes in 80 games in his seventh NHL season. Set a career season high for most game-winning goals (7) and ranked tied for 11th in the League in this category. Ranks 10th in franchise history for most game-winning goals (22) and second for most shorthanded (16). Moved into second place in franchise history for most shorthanded goals, Apr. 5 at CGY. Established a five-game scoring streak (4-2-6), Mar. 30–Apr. 7. Moved into 10th place in franchise history for most game-winning goals with his 21st tally, Feb. 18 vs TOR. Collected his 15th career shorthanded goal, tying him for second most in franchise history, Dec. 26 vs EDM. Registered one goal in five playoff games. **2010.11:** Collected 48 points (26-22-48) and 77 penalty minutes in 77 games in his sixth NHL season. Missed the first 10 games of the regular season due to injury. Recorded a 10-game scoring streak from Jan. 22–Feb. 14, tied for the eighth longest in the League this season, collecting 12 points (8-4-12). Among Canucks to register at least 50 shots, led in shooting percentage during the regular season (7.1%) and playoffs (4.5%). Notched the first goal of a game on nine occasions, ranking tied for third in the League. Set the Canucks longest goal-scoring streak of the season at four games, Jan. 24–Feb. 2. Ranked second among all Canucks in playoff goals (9). Became the second player in club history and 14th in NHL history to net two or more series-winning overtime goals, Apr. 26 vs CHI and Apr. 21 at STL. Recorded a career high 17 playoff points (9-8-17) in 25 postseason games. **2009.10:** Registered a career high six points (3-3-6) in 12 playoff games. Played in his third consecutive 82-game season, recording 67 points (35-32-67) and 121 penalty minutes. Led the League in shorthanded points (5-2-7). Set career highs in goals (35), assists (32) and points (67). Ranked T-10th in NHL goals (35) and ninth in plus/minus (+34). Set a career high in goals with his 29th of the season, Mar. 5 at CHI. Set a career high in points with his 52nd and 53rd points of the season (1-1-2), Mar. 2 at CBJ. Recorded 19 points (13-6-19) in 12 consecutive games; the sixth longest scoring streak of the NHL season, Dec. 31–Jan. 25. Set a club record for most goals in January (75). Named NHL First Star of the Week (Jan. 4–10), recording six goals, one assist (6-1-7) and two consecutive hat tricks in a three-game span. Recorded back-to-back hat tricks becoming the third player to do so in franchise history, Jan. 5 & 7. **2008.09:** Recorded the game-winning goal in Game 4 versus St. Louis advancing the team into the second round of the playoffs, Apr. 21 at STL. Played in all 82 games, recording 51 points (28-23-51) and 150 penalty minutes. Set career highs in goals (28), assists (23) and points (51) in a season. Led the Canucks and ranked tied for fourth in the League for most shorthanded goals (4). Notched five points (3-2-5) in three straight games, Mar. 31–Apr. 4. Talled five points (4-1-5) in four consecutive games, Mar. 9–15. **2007.08:** Set career highs in games played (82), goals (12), assists (19), points (31) and penalty minutes (179) in one season. Named first star after scoring a shorthanded goal and an assist, finishing plus-two, Mar. 8 vs STL. **2006.07:** Scored his first career playoff goal and point, May 3 at ANA. Set a career high for games played (80). Scored his first goal of the season, the game-winning goal, Jan. 2 at CGY. Recorded his first point of the season, an assist, Oct. 6 at CBJ. **2005.06:** Recorded his first career hat trick (including the GWG) and was named 1st star, becoming the fifth Canucks player in club history to score a hat trick as a rookie, Mar. 27 vs LA. Netted one goal shorthanded and was named 3rd star, Jan. 19 at BUF. Notched his first NHL career goal and assist and was named 2nd star, Jan. 10 vs TOR.

## INTERNATIONAL

World Championships: 2014, 2012

## 2013.14 GAME BY GAME

Oct. 3	@ SJ	0-0		
Oct. 5	vs EDM	0/1	18:34	
Oct. 6	@ CGY	INJ		
Oct. 8	vs NYJ	INJ		
Oct. 10	vs SJ	INJ		
Oct. 12	vs MTL	INJ		
Oct. 15	@ PHI	INJ		
Oct. 17	@ BUF	INJ		
Oct. 19	@ PIT	INJ		
Oct. 20	@ CBJ	INJ		
Oct. 22	@ NYI	INJ		
Oct. 24	@ NJ	INJ		
Oct. 25	@ STL	INJ		
Oct. 28	vs WSH	0-0	3/0	15:57
Oct. 30	vs DET	0-0	6/-2	19:17
Nov. 2	vs TOR	0-0	4/1	17:12
Nov. 5	@ PHX	0-0	3/0	21:22
Nov. 7	@ SJ	0-2	3/1	16:37
Nov. 9	@ LA	0-0	3/-1	17:40
Nov. 10	@ ANA	0-0	4/-2	18:44
Nov. 14	vs SJ	0-1	2/0	16:41
Nov. 17	vs DAL	0-0	2/-1	18:04
Nov. 19	vs FLA	0-0	3/-1	21:02
Nov. 22	vs CBJ	0-0	5/1	17:29
Nov. 23	vs CHI	0-0	3/-1	22:31
Nov. 25	vs LA	0-0	0/0	17:06
Nov. 28	@ OTT	0-0	1/1	16:22
Nov. 30	@ NYR	0-0	4/-1	16:39
Dec. 1	@ CAR	0-0	2/-1	18:47
Dec. 3	@ NSH	INJ		
Dec. 6	vs PHX	INJ		
Dec. 8	vs COL	INJ		
Dec. 9	vs CAR	INJ		
Dec. 13	vs EDM	INJ		
Dec. 14	vs BOS	INJ		
Dec. 17	@ MIN	INJ		
Dec. 19	@ DAL	INJ		
Dec. 20	vs CHI	INJ		
Dec. 22	vs WPG	INJ		
Dec. 29	@ CGY	INJ		
Dec. 30	vs PHI	INJ		
Jan. 1	vs TB	INJ		
Jan. 4	@ LA	INJ		
Jan. 5	@ ANA	INJ		
Jan. 7	vs PIT	INJ		
Jan. 10	vs STL	INJ		
Jan. 13	@ LA	INJ		
Jan. 15	@ ANA	INJ		
Jan. 16	@ PHX	INJ		
Jan. 18	vs CGY	0-0	2/0	20:46
Jan. 21	@ EDM	0-0	2/0	20:39
Jan. 23	vs NSH	0-0	1/-1	21:45
Jan. 26	vs PHX	0-0	1/1	22:15
Jan. 27	vs EDM	0-0	2/0	20:48
Jan. 29	vs CHI	0-0	1/0	17:23
Jan. 31	@ WPG	0-1	1/-2	17:41
Feb. 3	@ DET	0-0	1/1	15:34
Feb. 4	@ BOS	0-0	0/0	13:30
Feb. 6	@ MTL	0-1	2/-2	19:35
Feb. 8	@ TOR	0-0	4/0	13:54
Feb. 26	vs STL	0-0	3/0	18:36
Feb. 28	vs MIN	0-0	2/0	17:16
Mar. 2	vs OTT	0-0	3/-1	17:25
Mar. 4	@ PHX	0-0	1/0	16:08
Mar. 6	@ DAL	0-0	2/-1	15:59
Mar. 8	vs CGY	0-0	0/0	19:23
Mar. 10	vs NYI	0-1	0/-1	18:15
Mar. 12	@ WPG	2-0	6/2	20:57
Mar. 14	@ WSH	0-0	2/0	20:02
Mar. 16	@ FLA	1-2	3/2	18:05
Mar. 17	@ TB	2-1	4/1	19:58
Mar. 19	vs NSH	0-0	1/1	13:25
Mar. 23	@ BUF	INJ		
Mar. 26	@ MIN	0-0	0/0	14:09
Mar. 27	@ COL	0-0	1/0	17:34
Mar. 29	vs ANA	0-0	1/-1	17:11
Apr. 1	vs NYR	0-0	3/1	19:34
Apr. 5	vs LA	0-0	1/0	13:51
Apr. 7	vs ANA	0-0	1/0	14:04
Apr. 10	vs COL	0-1	1/1	18:06
Apr. 12	@ EDM	0-0	1/-1	14:01
Apr. 13	vs CGY	0-0	0/0	15:12

## NHL MILESTONES

**100th NHL Game:** Feb. 16/07 at CHI

**500th NHL Game:** Feb. 21/12 at NSH

**600th NHL Game:** Mar. 2/14 vs OTT

**100th NHL Point:** Apr. 2/09 vs ANA

**300th NHL Point:** Mar. 10/14 vs NYI

**100th NHL Goal:** Feb. 9/11 vs ANA

**100th NHL Assist:** Jan. 14/11 at WSH

# #51 DEREK DORSETT

(DER-ick DOHRs-ih)

## CAREER STATS

**MOST GOALS IN A GAME** 2

DEC. 2/11 at EDM

**MOST ASSISTS IN A GAME** 2

TWICE—LATEST NOV. 17/10 at LA

**MOST POINTS IN A GAME** 2

FIVE TIMES—LATEST FEB. 21/13 at DET: 1-1-1

**HAT TRICKS** 0

**GAME-WINNING GOALS** 2

LATEST FEB. 14/12 vs STL

**POWER PLAY GOALS** 2

LATEST MAR. 31/12 at STL

**SHORTHANDED GOALS** 1

DEC. 2/11 at EDM

**OVERTIME POINTS** 0-0-0

**SHOOTOUT RECORD** 0/1

0 GDG

**PENALTY SHOT RECORD** 0/0



## REGULAR SEASON

## PLAYOFFS

## DORSETT vs NHL

SEASON	CLUB	LEA	GP	G	A	PTS	PIM
2004.05	Medicine Hat	WHL	51	5	11	16	108
	Kindersley	SIHL	25	12	8	20	172
2005.06	Medicine Hat	WHL	68	25	23	48	279
2006.07	Medicine Hat	WHL	61	19	45	64	206
2007.08	Syracuse	AHL	64	10	8	18	289
2008.09	Columbus	NHL	52	4	1	5	150
	Syracuse	AHL	7	1	5	6	35
2009.10	Columbus	NHL	51	4	10	14	105
2010.11	Columbus	NHL	76	4	13	17	184
2011.12	Columbus	NHL	77	12	8	20	235
2012.13	Columbus	NHL	24	3	6	9	53
	NY Rangers	NHL	—	—	—	—	—
	Salzburg EC	Austr	4	0	1	1	25
2013.14	NY Rangers	NHL	51	4	4	8	128
<b>NHL TOTALS</b>			<b>331</b>	<b>31</b>	<b>42</b>	<b>73</b>	<b>855</b>

GP	G	A	PTS	PIM
13	5	1	6	35
—	—	—	—	—
13	8	4	12	53
17	8	8	16	56
12	0	1	1	56
3	0	0	0	2
—	—	—	—	—
—	—	—	—	—
—	—	—	—	—
—	—	—	—	—
11	0	1	1	28
—	—	—	—	—
23	0	1	1	19
<b>37</b>	<b>0</b>	<b>2</b>	<b>2</b>	<b>49</b>

TEAM	GP	G	A	PTS	PIM
Anaheim	18	1	2	3	99
Arizona	17	0	3	3	44
Boston	5	0	0	0	11
Buffalo	6	1	1	2	9
Calgary	16	1	2	3	37
Carolina	6	0	2	2	8
Chicago	22	2	5	7	58
Colorado	15	0	2	2	45
Columbus	3	0	0	0	4
Dallas	14	2	0	2	22
Detroit	22	2	4	6	40
Edmonton	14	3	4	7	28
Florida	7	1	2	3	4
Los Angeles	16	1	3	4	32
Minnesota	14	4	2	6	42
Montreal	5	0	0	0	23
Nashville	21	1	0	1	61
New Jersey	6	0	0	0	6
NY Islanders	5	1	2	3	29
NY Rangers	3	0	0	0	4
Ottawa	4	0	0	0	9
Philadelphia	7	2	0	2	24
Pittsburgh	8	1	1	2	30
St. Louis	22	5	2	7	87
San Jose	16	1	0	1	44
Tampa Bay	7	0	0	0	14
Toronto	4	0	0	0	0
Vancouver	15	2	3	5	31
Washington	7	0	0	0	4
Winnipeg	6	0	2	2	6

**Totals 331 31 42 73 855**

## NHL FIRSTS

**First Game:** Oct. 11/08 @ PHX  
**First Goal:** Oct. 21/08 vs VAN  
**First Assist:** Oct. 30/08 @ COL

## STREAKS

**Points:** 3 games Mar. 28-Mar. 31/12: 2-1-3

## HONOURS

Tigers Playoff MVP: 2006

## ACQUIRED

Acquired by Vancouver from the New York Rangers in exchange for the 85th pick in the 2014 NHL Entry Draft on June 27, 2014.

## PERSONAL

Nickname is "Dorse". Began playing hockey at the age of three and idolized Steve Yzerman growing up...Winning the WHL championship and playing his first NHL game are his most memorable hockey moments...Favourite movie is Braveheart...Favourite meal is Chicken Cordon Bleu...First job was a carpenter's assistant...Hobbies include golf and water sports.

## CAREER HIGHLIGHTS

**2013.14:** Ranked 10th in the NHL in penalty minutes (128) in the regular season...Recorded an assist, recorded three shots on goal, and was credited with two hits and one blocked shot in 9:59 of ice time, Apr. 1 at VAN...Tallied an assist, three shots, and two hits, Mar. 28 at CGY...Notched a goal, two shots, two hits, and posted a plus-two rating, Mar. 26 vs PHL...Was credited with four hits and one blocked shot in 8:42 of ice time, Mar. 1 at PHI, while making his return to the Rangers lineup after missing the last 18 games with a broken fibula sustained, Jan. 3 at PIT...Was tied for third in the NHL in fighting majors (nine) at the time of his injury, Jan. 3...Was credited with three hits while skating in his 300th career NHL game, Nov. 17 vs LA Registered one assist (0-1-1) and 19 penalty minutes in 23 playoff games...Ranked fourth on the team in hits (56) and tied for fifth in penalty minutes (19) in the playoffs...Recorded one assist, May 13 vs PIT. **2012.13:** Acquired by the New York Rangers from Columbus, along with Derick Brassard, John Moore, and a sixth round pick in 2014, in exchange for Marian Gaborik, Steven Delisle, and Blake Parlett, Apr. 3...Missed the last 25 games of the season, including 13 games as a Ranger, with a broken clavicle, Mar. 7 vs VAN...Ranked second on CBJ in penalty minutes (53) and fighting majors (five), and tied for fourth in hits (55) at the time of his trade...Registered his first career Gordie Howe Hat Trick with a goal, assist and fighting major, Feb. 21 at DET...Established playoff career-highs in games played (11), assists (one), points (one), penalty minutes (28), shots on goal (13), hits (28) and blocked shots (six)...Led the team in playoff penalty minutes and tied for sixth in playoff hits...Made his Rangers debut in Game 2 of the Eastern Conference Quarterfinals, May 4 at WSH...Tallied his first career playoff point with an assist in Game 7 of the Eastern Conference Quarterfinals, May 13 at WSH...Recorded one assist, along with 25 penalty minutes in four games with EC Red Bull Salzburg of the Erste Bank Eishockey Liga (EBEL)...Posted one assist and 25 penalty minutes in four contests with Red Bull Salzburg of the Austrian Hockey League prior to the start of the 2013 NHL season. **2011.12:** Notched a career-high 12 goals and added eight assists in 77 regular season contests...Led the NHL in penalty minutes and was one of only three players to rank first in PIM and post double-digit goals since the start of the 1996-97 season...Led the Blue Jackets in hits (199) and ranked fourth in takeaways (36)...Set career-highs in goals (12), points (20), games played (77), power play goals (2), shorthanded goals (1), game-winning goals (1), shots (137), and time on ice average...Skated in the 200th game of his NHL career, Nov. 23 at NJ...Recorded his first multi-goal game, including his first shorthanded goal, Dec. 2 at EDM...Notched a season-high, eight shots, Feb. 12 vs ANA...Posted a season-high, 27 penalty minutes, Feb. 18 vs CHI. **2010.11:** Recorded four goals and 13 assists in 76 regular season games with Columbus...Led the team and ranked fifth in the NHL in penalty minutes (184)...Ranked 24th in the NHL in hits (195)...Posted a season-high 17 PIM three times during the season: Nov. 10 vs STL, Mar. 19 at MIN and Apr. 3 vs STL. **2009.10:** Led the Blue Jackets in plus/minus rating (plus-6)...Skated in the 100th game of his NHL career Apr. 3 vs WSH...Notched four goals and 10 assists in 51 regular season contests...Recorded points in three consecutive games from Mar. 28-Mar. 31 (2-1-3). **2008.09:** Led all NHL rookies and ranked 17th (tied) overall in the NHL in PIM (50)...Made his NHL debut, Oct. 11 at PHX...Scored his first career goal, a game-winner, Oct. 21 vs VAN...Made his Stanley Cup Playoffs debut in Game 2 of the Western Conference Quarterfinals, Apr. 18 at DET...Tallied a season-high, six shots, Jan. 10 vs MIN...Tallied a goal, five assists, and 35 PIM in seven games with the Syracuse Crunch. **2007.08:** Posted ten goals and eight assists in 64 games played with the Syracuse Crunch...Tallied one assist and added 56 penalty minutes in 12 playoff contests with the Crunch...Ranked third in the AHL with 289 penalty minutes, and first among all league rookies...Recorded a plus-5 rating and 114 shots on goal. **2006.07:** Ranked third in the WHL in PIM (206) and helped Medicine Hat claim the WHL Championship...Recorded 19 goals and 45 assists in 61 games for the Tigers. **2005.06:** Scored 25 goals and 23 assists in 68 regular season contests with the Medicine Hat Tigers...Led the team with 279 penalty minutes...Recorded eight goals and four assists along with 53 penalty minutes in 13 playoff games...Was named Tigers Playoff MVP...Tied for first on the team in playoff goals and ranked first in penalty minutes. **2004.05:** Scored five goals and registered 11 assists in 51 games in his first junior hockey season with the Medicine Hat Tigers...Ranked third on the team in penalty minutes (108)...Scored five goals and added an assist in 13 playoff games.

## NHL MILESTONES

**100th NHL Game:** Apr. 3/10 vs WSH

**300th NHL Game:** Nov. 17/13 vs LAK

## 2013.14 GAME BY GAME

Oct. 3	@ PHX	0-0	1/1	11:33
Oct. 7	@ LA	0-0	0/0	11:03
Oct. 8	@ SJ	1-0	1/0	13:58
Oct. 10	@ ANA	0-0	1/1	8:26
Oct. 12	@ STL	0-0	1/0	10:59
Oct. 16	@ WSH	0-0	2/0	9:33
Oct. 19	@ NJ	0-0	1/0	13:11
Oct. 24	@ PHI	0-0	1/0	7:56
Oct. 26	@ DET	0-0	3/0	15:27
Oct. 28	vs MTL	0-0	0/0	11:01
Oct. 29	@ NYI	0-0	0/2	9:44
Oct. 31	vs BUF	0-0	4/0	13:15
Nov. 2	vs CAR	0-0	4/0	12:27
Nov. 4	vs ANA	0-0	3/0	11:37
Nov. 6	vs PIT	0-1	0/1	12:05
Nov. 7	@ CBJ	0-0	1/1	13:12
Nov. 10	vs FLA	1-0	3/0	15:23
Nov. 12	vs NJ	0-0	0-1	14:35
Nov. 16	@ MTL	0-0	2/0	13:28
Nov. 17	vs LA	0-0	0/0	12:03
Nov. 19	vs BOS	0-0	1/0	7:57
Nov. 21	@ DAL	0-0	0/1	9:58
Nov. 23	@ NSH	0-0	3/0	12:53
Nov. 25	@ TB	0-0	0/1	8:26
Nov. 27	vs FLA	0-0		
Nov. 29	@ BOS	0-0		
Nov. 30	vs VAN	0-0	1/0	9:31
Dec. 2	vs WPG	0-0	1/0	10:03
Dec. 5	@ BUF	INJ		
Dec. 7	vs NJ	INJ		
Dec. 8	vs WSH	INJ		
Dec. 10	vs NSH	0-0	0/1	12:16
Dec. 12	vs CBJ	0-0	2/1	12:22
Dec. 15	vs CGY	0-0	1/1	11:35
Dec. 18	vs PIT	0-0	2/0	11:14
Dec. 20	vs NYI	1-0	2/1	9:43
Dec. 22	vs MIN	0-1	1/1	13:19
Dec. 23	vs TOR	0-0	3/0	12:35
Dec. 27	@ WSH	0-0	0/0	10:28
Dec. 29	@ TB	0-0	2/1	13:17
Dec. 31	@ FLA	0-0	0/0	11:56
Jan. 3	@ PIT	0-0	0/0	3:19
Jan. 4	@ TOR	INJ		
Jan. 6	vs CBJ	INJ		
Jan. 8	@ CHI	INJ		
Jan. 10	vs DAL	INJ		
Jan. 12	vs PHI	INJ		
Jan. 14	vs TB	INJ		
Jan. 16	vs DET	INJ		
Jan. 18	@ OTT	INJ		
Jan. 19	vs WSH	INJ		
Jan. 21	vs NYI	INJ		
Jan. 23	vs STL	INJ		
Jan. 26	@ NJ	INJ		
Jan. 29	vs NYI	INJ		
Jan. 31	vs NYI	INJ		
Feb. 4	vs COL	INJ		
Feb. 6	vs EDM	INJ		
Feb. 7	@ PIT	INJ		
Feb. 27	vs CHI	INJ		
Mar. 1	@ PHI	0-0	1/1	8:42
Mar. 2	vs BOS	DND		
Mar. 5	vs TOR	0-0	0/0	10:07
Mar. 7	@ CAR	DND		
Mar. 9	vs DET	DND		
Mar. 11	@ CAR	0-0	2/0	8:45
Mar. 13	@ MIN	DND		
Mar. 14	@ WPG	DND		
Mar. 16	vs SJ	DND		
Mar. 18	@ OTT	DND		
Mar. 21	@ CBJ	0-0	1/1	10:49
Mar. 22	@ NJ	DND		
Mar. 24	vs PHX	0-0	1/0	12:38
Mar. 26	vs PHI	1-0	2/2	10:04
Mar. 28	@ CGY	0-1	3/1	10:31
Mar. 30	@ EDM	0-0	0/0	9:40
Apr. 1	@ VAN	0-1	3/1	9:59
Apr. 3	@ COL	0-0	0/0	10:00
Apr. 5	vs OTT	0-0	2/0	9:15
Apr. 8	vs CAR	0-0	1/0	12:11
Apr. 10	@ BUF	0-0	0/0	10:07
Apr. 12	@ MTL	0-0	3/0	7:47

# #23 ALEX EDLER

(al-ehx EHD-luhr)

## CAREER STATS

**MOST GOALS IN A GAME** 2

THREE TIMES—LATEST OCT. 29/11 vs WSH

**MOST ASSISTS IN A GAME** 3

FEB. 7/09 vs CHI

**MOST POINTS IN A GAME** 4

FEB. 7/09 vs CHI: 1-3-4

**HAT TRICKS** 0

**GAME-WINNING GOALS** 2

LATEST NOV. 6/10 vs DET

**POWER PLAY GOALS** 30

LATEST APR. 5/14 vs LA

**SHORTHANDED GOALS** 1

DEC. 2/11 vs DET

**OVERTIME POINTS** 0-7-7

**SHOOTOUT RECORD** 6/23

4 GDG

**PENALTY SHOT RECORD** 0/0



## REGULAR SEASON

## PLAYOFFS

## EDLER vs NHL

SEASON	CLUB	LEA	GP	G	A	PTS	PIM	GP	G	A	PTS	PIM	TEAM	GP	G	A	PTS	PIM
2003.04	Jamtlands	SWE	24	3	6	9	20	—	—	—	—	—	Anaheim	26	2	10	12	14
2004.05	MoDo Jr.	SWE	33	8	15	23	40	5	1	0	1	6	Arizona	26	1	5	6	17
2005.06	Kelowna	WHL	62	13	40	53	44	12	3	5	8	12	Boston	4	0	1	1	4
2006.07	Vancouver	NHL	22	1	2	3	6	3	0	0	0	2	Buffalo	6	1	0	1	4
	Manitoba	AHL	49	5	21	26	28	8	0	0	0	2	Calgary	40	4	23	27	24
2007.08	Vancouver	NHL	75	8	12	20	42	—	—	—	—	—	Carolina	6	0	0	0	2
	Manitoba	AHL	2	0	1	1	0	—	—	—	—	—	Chicago	25	3	12	15	10
2008.09	Vancouver	NHL	80	10	27	37	54	10	1	7	8	6	Colorado	40	4	14	18	30
2009.10	Vancouver	NHL	76	5	37	42	40	12	2	4	6	10	Columbus	24	2	10	12	12
2010.11	Vancouver	NHL	51	8	25	33	24	25	2	9	11	8	Dallas	24	1	8	9	12
2011.12	Vancouver	NHL	82	11	38	49	34	5	2	0	2	8	Detroit	24	4	8	12	12
2012.13	Vancouver	NHL	45	8	14	22	37	4	1	0	1	2	Edmonton	38	4	15	19	28
2013.14	Vancouver	NHL	63	7	15	22	50	—	—	—	—	—	Florida	7	0	4	4	4
VANCOUVER/NHL TOTALS			494	58	170	228	287	59	8	20	28	36	Los Angeles	22	2	11	13	12
													Minnesota	36	4	14	18	16
													Montreal	9	2	1	3	4
													Nashville	23	6	8	14	12
													New Jersey	7	2	2	4	4
													NY Islanders	6	0	1	1	2
													NY Rangers	7	0	1	1	0
													Ottawa	9	2	1	3	10
													Philadelphia	4	0	2	2	0
													Pittsburgh	6	1	0	1	4
													St. Louis	22	1	5	6	8
													San Jose	25	3	6	9	16
													Tampa Bay	6	3	1	4	4
													Toronto	10	0	6	6	10
													Washington	6	4	1	5	6
													Winnipeg	6	2	0	2	6
Totals			494	58	170	228	287											



## NHL FIRSTS

**First Game:** Nov. 4/06 at COL  
**First Goal:** Nov. 30/06 vs ANA  
**First Assist:** Nov. 6/06 vs DAL

## STREAKS

**Assists:** 4 games Nov. 26-Dec. 2/09: 6 assists  
**Points:** 4 games Nov. 26-Dec. 2/09: 2-6-8

## HONOURS

Walter Babe Pratt Award: 2012  
 NHL All-Star Game: 2012  
 NHL Young Stars Game: 2008

## ACQUIRED

Vancouver's second choice, 91st overall in 2004 NHL Entry Draft.

## PERSONAL

Alex was a fan of Peter Forsberg and Nicklas Lidstrom growing up...His fondest hockey memories are his first NHL game and the 2005 World Juniors...Hobbies outside of hockey include playing soccer, tennis and fishing.

## CAREER HIGHLIGHTS

**2013.14:** Appeared in 63 games with Vancouver, registering 22 points (7-15-22) and 50 penalty minutes...Finished tied for first on the Canucks in blocked shots (36) and ranked fifth in hits (112) and power play points (12)...Concluded the season ranking fourth among Canucks defencemen all-time in power play goals scored (30), fifth in goals scored (58), seventh in points (228) and ninth in games played (494)...Missed 16 games due to injury...Scored the game-tying goal on the power play and added an assist on the game-winning goal, Apr. 5 vs LA...Had a game-high eight shots and added a power play goal, Feb. 6 at MTL...Recorded six hits and two blocked shots after returning from injury, Jan. 13 at LA...Posted one assist and one goal, Nov. 22 vs CBJ...Became just the third player in 12 years to record 12 shots in a game, also adding an assist, four blocked shots and three hits, Nov. 2 vs TOR...Scored his first goal of the season Oct. 8 vs NYI...Notched his first assist of the season, Oct. 5 vs EDM. **2012.13:** Appeared in 45 games with Vancouver, registering 22 points (8-14-22) and 37 penalty minutes...Collected eight goals, ranking tied for eighth amongst NHL defencemen in goals scored...Finished second amongst Canucks defencemen in scoring (8-14-22) and first amongst Canucks defencemen in hits (77)...Ranked first on the team in blocked shots (81) and average TOI/G (23:50)...Ended the season ranked eighth all-time in franchise history amongst Canucks defencemen for scoring (51-155-206), sixth amongst Canucks defencemen for power play goals (26) and tied for seventh with Kevin McCarthy in goals (51)...Recorded his 200th career point, collecting a pair of assists, Mar. 16 vs DET...Collected a season high eight shots in a season high 28:34 TOI, Mar. 5 vs SJ...Appeared in 400th career game, Feb. 17 vs STL...Posted two three-game scoring streaks (1-2-3, Jan. 28-Feb. 1 and 1-2-3, Feb. 17-21). **2011.12:** Appeared in 82 games, collecting 49 points (11-38-49)...Established a new career high for points (49), assists (38) and goals (11) in a season...Won the Walter (Babe) Pratt Award as the Canucks top defenceman...Ranked tied for fifth in the League among defencemen for most points and tied for sixth among defencemen for most power play assists (17)...Averaged 23:51 TOI per game, ranking first on the Canucks...Collected four goals, including two game-deciding goals in the shootout to rank first among League defencemen in both categories...Established a new career high for points, surpassing his previous mark of 42 points, Mar. 8 vs WPG...Participated in the NHL All-Star Game in Ottawa, Jan. 29...Tied for Canucks goal scoring lead (2) after appearing in five playoff games. **2010.11:** Appeared in his fifth season with the Canucks, recording 33 points (8-25-33) and 24 penalty minutes in 51 games...Ranked second among Canucks defencemen in scoring (8-25-33), goals (8) and shots (121)...Led the team in time on ice per game (24:17)...Set a personal season high for plus/minus (+13)...Missed 31 games due to injury...Tied a career high for most goals in a game (2), Jan. 22 vs CGY...Appeared in his 300th career game, Jan. 20 vs SJ...Registered his 100th career assist, Jan. 18 at COL...Ranked third in the League this postseason with 78 hits and was second among League defencemen in blocked shots (60)...Collected a career high 11 points (2-9-11) in 25 games during his fourth postseason run. **2009.10:** Recorded six points (2-4-6) in 12 playoff games that included a three-game scoring streak (1-2-3), Apr. 21-25...Set career highs in assists (37) and points (42)...Ranked second in team scoring among defencemen and 7-20th among NHL defencemen for most points...Averaged 22:38 ice time per game...Recorded seven multi-point games...Set new career highs for assists with his 28th of the year, Mar. 13 at OTT...Recorded three assists in three consecutive games, Dec. 26-29...Recorded his first point of the season (0-1-1), Oct. 1 at CGY. **2008.09:** Recorded eight points (1-7-8) in 10 playoff games, leading Canucks defencemen in postseason scoring and finishing tied for 13th among NHL defencemen for most points in the 2009 playoffs...Played in 80 games, recording 37 points (10-27-34) and 54 penalty minutes...Set new career highs for most goals (10), assists (27) and points (37) in a season...Averaged 21:07 time on ice per game, ranking fourth on the team...Recorded five multi-point games...Notched three points (0-3-3) in two straight games, Apr. 7-9...Scored six points (1-5-6) in three consecutive games, Feb. 7-12...Established a single game career high with four points (1-3-4), Feb. 7 vs CHI...Notched first career game-winning goal, Dec. 9 at NSH. **2007.08:** Recorded 20 points (8-12-20)...Led all Vancouver defencemen with 75 games played...Finished the season tied for 24th in the League in scoring among rookies, tied for fourth in rookie power play goals (4), tied for fifth in rookie shootout deciding goals (2), eighth in rookie shots (75) and 21st in rookie shooting percentage (6.5%)...Had a career-high, three-point game (2-1-3), Feb. 14 vs MIN...Logged a season-high 28:53 minutes of time on ice, Feb. 5 at DAL...Scored his second game-winning shootout goal in four games, Jan. 13 at STL...Scored the game-winning shootout goal, named third star, Jan. 8 vs NYI...Scored first goal of the season and added an assist, Nov. 20 at EDM...Collected first assist of the season, Oct. 24 at DET...Recalled by Vancouver, Oct. 15. **2006.07:** Made three postseason starts in the 2007 playoffs.

## INTERNATIONAL

Olympics: 2014 (silver)  
 World Championships: 2013 (gold), 2008  
 World Junior Championships: 2006

## 2013.14 GAME BY GAME

Oct. 3	@ SJ	0-0	1/1	25:01
Oct. 5	vs EDM	0-1	3/0	23:53
Oct. 6	@ CGY	0-1	0/1	25:43
Oct. 8	vs NYI	1-0	4/1	27:37
Oct. 10	vs SJ	0-0	4/1	22:27
Oct. 12	vs MTL	SUS		
Oct. 15	@ PHI	SUS		
Oct. 17	@ BUF	SUS		
Oct. 19	@ PIT	1-0	2/1	23:42
Oct. 20	@ CBJ	0-0	6/-2	23:39
Oct. 22	@ NYI	0-1	1/1	27:13
Oct. 24	@ NJ	0-0	1/-1	27:51
Oct. 25	@ STL	0-0	2/1	25:19
Oct. 28	vs WSH	0-0	4/1	23:55
Oct. 30	vs DET	0-0	0/1	24:08
Nov. 2	vs TOR	0-1	12/1	24:11
Nov. 5	@ PHX	0-0	3/0	23:31
Nov. 7	@ SJ	0-0	2/0	24:15
Nov. 9	@ LA	0-0	3/-3	22:02
Nov. 10	@ ANA	0-0	1/-1	21:46
Nov. 14	vs SJ	0-0	4/-1	22:56
Nov. 17	vs DAL	0-0	4/-1	24:02
Nov. 19	vs FLA	0-0	1/0	24:34
Nov. 22	vs CBJ	1-1	3/1	22:12
Nov. 23	vs CHI	0-0	3/0	24:58
Nov. 25	@ LA	0-0	2/-2	28:22
Nov. 28	@ OTT	0-0	2/-2	22:37
Nov. 30	@ NYR	0-1	2/-2	18:47
Dec. 1	@ CAR	0-0	1/2	20:39
Dec. 3	@ NSH	0-0	0/0	7:28
Dec. 6	vs PHX	INJ		
Dec. 8	vs COL	INJ		
Dec. 9	vs CAR	INJ		
Dec. 13	vs EDM	INJ		
Dec. 14	vs BOS	INJ		
Dec. 17	@ MIN	INJ		
Dec. 19	@ DAL	INJ		
Dec. 20	@ CHI	INJ		
Dec. 22	vs WPG	INJ		
Dec. 29	@ CGY	INJ		
Dec. 30	vs PHI	INJ		
Jan. 1	vs TB	INJ		
Jan. 4	@ LA	INJ		
Jan. 5	@ ANA	INJ		
Jan. 7	vs PIT	INJ		
Jan. 10	vs STL	INJ		
Jan. 13	@ LA	0-0	2/0	21:55
Jan. 15	@ ANA	0-1	3/-1	19:40
Jan. 16	@ PHX	0-0	1/0	25:07
Jan. 18	vs CGY	0-1	3/0	29:22
Jan. 21	@ EDM	0-0	2/0	18:59
Jan. 23	vs NSH	0-0	1/0	21:14
Jan. 26	vs PHX	0-0	4/0	23:58
Jan. 27	vs EDM	0-0	0/-3	25:11
Jan. 29	vs CHI	0-1	1/-1	23:23
Jan. 31	@ WPG	1-0	4/-1	26:30
Feb. 3	@ DET	0-0	2/0	25:25
Feb. 4	@ BOS	0-0	2/-1	23:56
Feb. 6	@ MTL	1-0	8/-3	23:47
Feb. 8	@ TOR	0-1	3/-1	23:32
Feb. 26	vs STL	0-0	1/0	20:32
Feb. 28	vs MIN	0-0	3/0	22:51
Mar. 2	vs OTT	0-0	4/-1	20:47
Mar. 4	@ PHX	0-0	1/-1	21:09
Mar. 6	@ DAL	0-1	1/-2	24:00
Mar. 8	vs CGY	0/0	2/0	22:39
Mar. 10	vs NYI	0-0	3/0	24:42
Mar. 12	@ WPG	0-0	4/-1	24:21
Mar. 14	@ WSH	0-0	4/-1	23:15
Mar. 16	@ FLA	0-1	4/-1	25:54
Mar. 17	@ TB	0-1	2/1	20:59
Mar. 19	vs NSH	1-0	4/0	21:11
Mar. 23	vs BUF	0-0	6/0	21:51
Mar. 26	@ MIN	0-0	3/0	20:56
Mar. 27	@ COL	0-0	7/-1	24:38
Mar. 29	vs ANA	0-0	3/-2	21:39
Apr. 1	vs NYR	0-1	1/1	24:20
Apr. 5	vs LA	1-1	4/1	25:11
Apr. 7	vs ANA	0-0	1/-2	24:18
Apr. 10	vs COL	0-0	8/-2	21:39
Apr. 12	@ EDM	0-0	4/-2	19:44
Apr. 13	vs CGY	0-1	1/-1	25:40

## NHL MILESTONES

**100th NHL Game:** Oct. 13/08 at WSH

**400th NHL Game:** Feb. 17/13 vs STL

**100th NHL Point:** Apr. 1/10 at LA

**200th NHL Point:** Mar. 16/13 vs DET

**100th NHL Assist:** Jan. 18/11 at COL



# #2 DAN HAMHUIS

(DAN HAM-HOOS)

## CAREER STATS

**MOST GOALS IN A GAME** 2

MAR. 8/11 at PHX

**MOST ASSISTS IN A GAME** 4

MAR. 4/04 at PIT

**MOST POINTS IN A GAME** 5

MAR. 4/04 at PIT: 1-4-5

**HAT TRICKS** 0

**GAME-WINNING GOALS** 9

LATEST MAR. 8/11 at PHX

**POWER PLAY GOALS** 11

LATEST NOV. 6/11 at CHI

**SHORTHANDED GOALS** 3

LATEST APR. 8/13 vs PHX

**OVERTIME POINTS** 2-3-5

**SHOOTOUT RECORD** 0/0

0 GDG

**PENALTY SHOT RECORD** 0/0



## REGULAR SEASON

## PLAYOFFS

## HAMHUIS vs NHL

SEASON	CLUB	LEA	GP	G	A	PTS	PIM	GP	G	A	PTS	PIM
1998.99	Prince George	WHL	56	1	3	4	45	7	1	2	3	8
1999.00	Prince George	WHL	70	10	23	33	140	13	2	3	5	35
2000.01	Prince George	WHL	62	13	47	60	125	6	2	3	5	15
2001.02	Prince George	WHL	59	10	50	60	135	7	0	5	5	16
2002.03	Milwaukee	AHL	68	6	21	27	81	6	0	3	3	2
2003.04	Nashville	NHL	80	7	19	26	57	6	0	2	2	6
2004.05	Milwaukee	AHL	76	13	38	51	85	7	0	2	2	10
2005.06	Nashville	NHL	82	7	31	38	70	5	0	2	2	2
2006.07	Nashville	NHL	81	6	14	20	66	5	0	1	1	2
2007.08	Nashville	NHL	80	4	23	27	66	6	1	1	2	6
2008.09	Nashville	NHL	82	3	23	26	67	-	-	-	-	-
2009.10	Nashville	NHL	78	5	19	24	49	6	0	2	2	2
2010.11	Vancouver	NHL	64	6	17	23	34	19	1	5	6	6
2011.12	Vancouver	NHL	82	4	32	36	46	5	0	3	3	6
2012.13	Vancouver	NHL	47	4	20	24	12	4	1	1	2	8
2013.14	Vancouver	NHL	79	5	17	22	26	-	-	-	-	-
<b>VANCOUVER TOTALS</b>			273	19	87	106	118	28	2	9	11	20
<b>NHL TOTALS</b>			755	51	216	267	493	56	3	17	20	38

TEAM	GP	G	A	PTS	PIM
Anaheim	40	3	14	17	22
Arizona	39	7	9	16	18
Boston	8	0	2	2	6
Buffalo	9	0	3	3	10
Calgary	44	3	15	18	16
Carolina	9	0	1	1	2
Chicago	54	5	21	26	72
Colorado	41	1	15	16	24
Columbus	54	3	17	20	34
Dallas	37	2	11	13	38
Detroit	54	3	12	15	34
Edmonton	42	1	8	9	24
Florida	11	2	4	6	2
Los Angeles	38	3	7	10	24
Minnesota	39	5	11	16	38
Montreal	10	0	3	3	6
Nashville	12	0	6	6	8
New Jersey	9	0	2	2	8
NY Islanders	9	0	2	2	4
NY Rangers	9	0	0	0	4
Ottawa	10	1	2	3	2
Philadelphia	9	0	4	4	6
Pittsburgh	10	2	6	8	4
St. Louis	55	4	12	16	20
San Jose	39	0	12	12	14
Tampa Bay	9	1	1	2	2
Toronto	10	2	1	3	6
Vancouver	24	1	9	10	31
Washington	9	0	3	3	6
Winnipeg	12	2	3	5	8

**Totals** 755 51 216 267 493

## NHL FIRSTS

**First Game:** Oct. 9/03 vs ANA  
**First Goal:** Oct. 16/03 vs STL  
**First Assist:** Oct. 16/03 vs STL

## STREAKS

**Assists:** 4 games Three times (latest Nov. 4-11/11: 4 assists)  
**Points:** 6 games Apr. 4-15/13: 2-4-6

## HONOURS

Walter Babe Pratt Award: 2014, 2013  
 NHL YoungStars Game: 2004  
 Four Broncos Memorial Trophy: 2002

Bill Hunter Memorial Trophy: 2002  
 CHL Defenceman of the Year: 2002  
 WHL Player of the Year: 2002

## ACQUIRED

Signed as a free agent by Vancouver on July 1, 2010.

## PERSONAL

Along with Georges Laraque and officials from the NHLPA and World Vision Canada, Hamhuis visited the Grace Children's Hospital in Haiti in 2010 to donate over \$1 million raised...Alongside wife Sarah, donated \$100,000 to Ronald McDonald House in 2012...Spends his summers in Smithers, BC, partaking in a number of outdoor activities and sports...Names his father as his idol.

## CAREER HIGHLIGHTS

**2013.14:** Collected 22 points (5-17-22) and 26 penalty minutes in 79 games in his fourth season with the Canucks... Averaged 23.57 TOI per game, ranking first on the Canucks in average TOI per game...Tied for third on the Canucks in blocked shots with 130 and ranked first in takeaways with 48...As voted by Canucks fans, received the Walter (Babe) Pratt Trophy as the Canucks most outstanding defenceman...Recorded two assists and finished +1, Apr. 10 at COL...Posted a three game scoring streak, recording four points (0-4-4), Dec. 22-Dec. 30...Appeared in his 700th career game, Nov. 23 vs CBJ...Registered his 200th career assist, Oct. 6 at CGY...Notched his first goal of the season, Oct. 5 vs EDM. **2012.13:** Collected 24 points (4-20-24) and 12 penalty minutes in 47 games in his third season with the Canucks...Averaged 23.23 TOI per game, ranking second on the Canucks in this category...Led Canucks defencemen in scoring (4-20-24) and ranked tied for 20th in the League amongst defencemen...Ranked second on the team with 63 blocked shots and sixth with 20 takeaways...Received the Walter (Babe) Pratt Trophy as the Canucks most outstanding defenceman, as voted by fans...Registered a career high six-game scoring streak, registering six points (2-4-6) including a shorthanded goal, Apr. 4-15...Scored Vancouver's first goal of the 2012.13 campaign, Jan. 19 vs ANA. **2011.12:** Averaged 23.25 TOI per game, ranking third on the Canucks in this category...Ranked sixth in the League for best plus/minus (+29)...Went on a three-game assist streak, Jan. 2-7...Collected three assists in three straight games, Nov. 26-Dec. 1...Established a five-game scoring streak, collecting six points over that span (2-4-6). Nov. 3-11...Led Canucks defencemen in playoff scoring (0-3-3) in five games. **2010.11:** Set a personal best plus/minus (+29), ranking tied for ninth in the League and third on the team...Ranked fourth on the team in blocked shots (89)...Ranked third among Canucks defencemen in scoring (6-17-23)...Missed 18 games due to injury...Established a career high for most goals in a game (2), Mar. 8 at PHX...Established a three game scoring streak (1-2-3), Nov. 26-Dec. 3...Collected his first point as a Vancouver Canuck (0-1-1), Oct. 13 at ANA...Made his debut in a Canucks uniform, Oct. 9 vs LA...In the postseason, ranked second among Canucks defencemen in average ice time per game (24:50), plus/minus (+5) and blocked shots (38)...Collected six points (1-5-6) in 19 playoff games. **2009.10:** Finished third on Nashville in time on ice per game (21:15)...Collected an assist for the fourth consecutive game and added four shots, Mar. 7 vs VAN...Finished +2, collecting an assist and four shots, Feb. 9 at NYL...Collected his third multi-point game of the season with two points (1-1-2), Dec. 4 at CHL...Registered two points (1-1-2) and finished +3, Nov. 28 vs FLA...Tallied his first multi-point game of the season, registering two points (0-2-2), Oct. 31 vs DAL...Skated for a season high 27:30 TOI, Oct. 3 at DAL. **2008.09:** Ranked third on the Predators in average ice time with a career high (22:50)...Ranked third among club blueliners in points (3-23-26)...Tied a career high for shots on goal (135)...First on the team and second among NHL defencemen in takeaways (63)...One of just five NHL defencemen to score a power play goal, a shorthanded goal and a game-winning goal...Played in his 400th career NHL game, becoming the fourth Nashville draft pick to reach the mark in a Predators uniform, Mar. 31 at CBJ...Scored his first career OT goal, Nov. 14 at ANA. **2007.08:** Led the Predators in average time on ice (22:43), and tied with a personal-best (6:2)...Finished third in points among Nashville defencemen (4-23-27)...Notched a point in each of the first five games of the season, a career-high point streak (1-5-6). **2006.07:** Ranked second on the club in hits (121) and third in blocked shots (85)...Scored the game-winner, Feb. 3 vs ANA. **2005.06:** Posted career-highs in assists (31), points (7-31-38) and penalty minutes (70) and matched his career-high in goals...Ranked second on Nashville in hits (114) and blocked shots (100)...Scored his first career shorthanded goal, Mar. 14 vs VAN...Played for Canada at the 2006 World Championships and led team blueliners in scoring (1-4-5). **2004.05:** Named a Second Team AHL All-Star...Ranked second among AHL defencemen in scoring with 51 points (13-38-51) and tied for third among AHL blueliners in power play goals (8)...Led Milwaukee defencemen and ranked second overall on the Admirals in points and assists. **2003.04:** Tied a franchise rookie record by appearing in 80 regular season games...Finished second on the Predators and second among NHL rookies in average ice time (22:08)...Tied for second on Nashville and tied for second among League rookies in game-winning goals (4)...Tied for second among NHL rookie defencemen in assists (19) and tied for third in points (7-19-26)...Became one of two Predators to ever record a five-point game and set a franchise single-game record for points by a rookie recording five points (1-4-5), Mar. 4 at PIT.

## INTERNATIONAL

Olympics: 2014 (gold)  
 World Championships: 2013, 2009 (silver), 2008 (silver), 2007 (gold), 2006  
 World Junior Championships: 2002 (silver), 2001 (bronze)

## 2013.14 GAME BY GAME

Oct. 3	@ SJ	0-0	1/2-	23:39
Oct. 5	vs EDM	1-0	1/2-	22:38
Oct. 6	@ CGY	0-1	2/0	17:07
Oct. 8	vs NJ	0-0	0/1-	20:26
Oct. 10	vs SJ	0-0	0/2-	22:15
Oct. 12	vs MTL	0-0	5/-1	23:46
Oct. 15	@ PHI	0-0	1/0	21:34
Oct. 17	@ BUF	0-0	2/0	23:28
Oct. 19	@ PIT	0-0	1/1	23:13
Oct. 20	@ CBJ	0-0	1/0	22:16
Oct. 22	@ NYI	0-1	2/1	22:00
Oct. 24	@ NJ	0-0	1/1	18:18
Oct. 25	@ STL	0-0	1/0	20:45
Oct. 28	vs WSH	0-0	2/0	23:03
Oct. 30	vs DET	0-0	2/1	20:57
Nov. 2	vs TOR	1-0	2/2	23:10
Nov. 5	@ PHX	1-0	3/-1	24:39
Nov. 7	@ SJ	0-0	3/2	24:30
Nov. 9	@ LA	1-0	2/-1	22:19
Nov. 10	@ ANA	0-0	4/-1	22:20
Nov. 14	vs SJ	0-0	2/0	25:40
Nov. 17	vs DAL	0-0	1/0	22:58
Nov. 19	vs FLA	0-1	4/1	24:29
Nov. 22	vs CBJ	0-0	1/0	20:42
Nov. 23	vs CHI	0-0	3/-1	21:25
Nov. 25	vs LA	0-0	1/1	22:31
Nov. 28	@ OTT	0-0	2/3	23:05
Nov. 30	@ NYR	0-0	1/0	22:01
Dec. 1	@ CAR	0-0	1/2-	26:13
Dec. 3	@ NSH	0-0	3/0	27:43
Dec. 6	vs PHX	0-1	1/1	29:36
Dec. 8	vs COL	0-0	3/1	23:06
Dec. 9	vs CAR	0-1	3/2	24:50
Dec. 13	vs EDM	0-0	2/1	21:42
Dec. 14	vs BOS	0-0	4/2	27:01
Dec. 17	@ MIN	0-0	6/0	30:46
Dec. 19	@ DAL	0-0	5/-1	27:55
Dec. 20	@ CHI	0-0	1/0	29:15
Dec. 22	vs WPG	0-1	0/1	25:57
Dec. 29	@ CGY	0-1	2/1	29:22
Dec. 30	vs PHI	0-2	4/1	32:30
Jan. 1	vs TB	0-0	3/0	29:29
Jan. 4	@ LA	0-0	1/0	27:38
Jan. 5	@ ANA	0-0	1/0	31:32
Jan. 7	vs PIT	0-0	2/0	26:53
Jan. 10	vs STL	0-0	1/0	29:24
Jan. 13	@ LA	0-0	1/-1	24:02
Jan. 15	@ ANA	0-0	6/-1	25:04
Jan. 16	@ PHX	0-0	3/0	19:54
Jan. 18	vs CGY	0-0	1/0	36:12
Jan. 21	@ EDM	0-0	0/0	26:59
Jan. 23	vs NSH	0-1	1/1	25:37
Jan. 26	vs PHX	0-1	0/2	20:09
Jan. 27	vs EDM	0-1	3/-1	22:06
Jan. 29	vs CHI	0-0	3/0	22:26
Jan. 31	@ WPG	0-0	2/-1	19:15
Feb. 3	@ DET	0-0	3/-1	23:28
Feb. 4	@ BOS	0-0		
Feb. 6	@ MTL	0-0		
Feb. 8	@ TOR	0-0	2/-1	24:37
Feb. 26	vs STL	0-0	2/0	23:50
Feb. 28	vs MIN	0-0	1/1	23:59
Mar. 2	vs OTT	0-1	1/-1	24:25
Mar. 4	@ PHX	0-0	0/0	22:19
Mar. 6	@ DAL	0-0	3/-1	20:36
Mar. 8	vs CGY	0-0	2/0	23:05
Mar. 10	vs NYI	0-0	1/-1	17:37
Mar. 12	@ WPG	0-0	4/1	22:55
Mar. 14	@ WSH	0-0	4/3	23:15
Mar. 16	@ FLA	1-0	2/1	23:55
Mar. 17	@ TB	0-0	0/-1	24:15
Mar. 19	vs NSH	0-1	2/1	25:42
Mar. 23	vs BUF	0-0	3/0	22:45
Mar. 26	@ MIN	0-1	0/3	24:24
Mar. 27	@ COL	0-1	1/0	23:12
Mar. 29	vs ANA	0-0	0/0	20:20
Apr. 1	vs NYR	0-0	1/0	19:51
Apr. 5	vs LA	0-0	0/0	23:54
Apr. 7	vs ANA	0-0	1/0	19:18
Apr. 10	vs COL	0-2	1/1	21:58
Apr. 12	@ EDM	0-0	1/-1	22:06
Apr. 13	vs CGY	DND		

## NHL MILESTONES

**100th NHL Game:** Nov. 24/05 vs LA  
**500th NHL Game:** Dec. 5/10 vs STL  
**700th NHL Game:** Nov. 23/13 vs CBJ

**100th NHL Point:** Jan. 5/08 vs MIN  
**200th NHL Point:** Dec. 17/11 at TOR  
**100th NHL Assist:** Feb. 3/09 vs PHX  
**200th NHL Assist:** Oct. 6/13 at CGY

# #36 JANNIK HANSEN

(YAH-nihk HAHN-suhn)

## CAREER STATS

**MOST GOALS IN A GAME** 2

THREE TIMES—LATEST DEC. 6/11 vs COL

**MOST ASSISTS IN A GAME** 2

NINE TIMES—LATEST LATEST APR. 1/13 at SJ

**MOST POINTS IN A GAME** 3

MAR. 14/13 vs NSH: 1-2-3

**HAT TRICKS** 0

**GAME-WINNING GOALS** 12

LATEST FEB. 26/14 vs STL

**POWER PLAY GOALS** 1

APR. 22/13 vs CHI

**SHORTHANDED GOALS** 3

LATEST MAR. 17/14 AT TB

**OVERTIME POINTS** 0-3-3

**SHOOTOUT RECORD** 0/1

0 GDG

**PENALTY SHOT RECORD** 0/2

LATEST NOV. 22/13 vs CBJ, no goal (Bobrovsky)



## REGULAR SEASON

## PLAYOFFS

## HANSEN vs NHL

SEASON	CLUB	LEA	GP	G	A	PTS	PIM	GP	G	A	PTS	PIM	TEAM	GP	G	A	PTS	PIM
2003.04	Rodovre	DEN	35	12	7	19	48	—	—	—	—	—	Anaheim	20	3	8	11	25
2004.05	Rodovre	DEN	32	17	17	34	40	5	3	1	4	24	Arizona	19	2	2	4	8
2005.06	Portland	WHL	64	24	40	64	67	12	7	6	13	16	Boston	5	1	0	1	4
2006.07	Vancouver	NHL	—	—	—	—	—	10	0	1	1	4	Buffalo	5	0	0	0	0
	Manitoba	AHL	72	12	22	34	38	6	0	0	0	2	Calgary	30	5	7	12	14
2007.08	Vancouver	NHL	5	0	0	0	2	—	—	—	—	—	Carolina	6	2	1	3	6
	Manitoba	AHL	50	21	22	43	22	6	2	2	4	0	Chicago	19	4	3	7	6
2008.09	Vancouver	NHL	55	6	15	21	37	2	0	0	0	0	Colorado	29	6	5	11	8
	Manitoba	AHL	2	1	0	1	2	—	—	—	—	—	Columbus	17	0	4	4	6
2009.10	Vancouver	NHL	47	9	6	15	18	12	1	2	3	4	Dallas	15	0	6	6	8
	Manitoba	AHL	5	0	2	2	5	—	—	—	—	—	Detroit	18	2	2	4	2
2010.11	Vancouver	NHL	82	9	20	29	32	25	3	6	9	18	Edmonton	31	5	7	12	22
2011.12	Vancouver	NHL	82	16	23	39	34	5	1	0	1	14	Florida	6	2	0	2	2
2012.13	Vancouver	NHL	47	10	17	27	8	4	0	0	0	2	Los Angeles	19	2	5	7	12
2013.14	Vancouver	NHL	71	11	9	20	43	—	—	—	—	—	Minnesota	25	6	7	13	10
VANCOUVER/NHL TOTALS			389	61	90	151	174	58	5	9	14	42	Montreal	7	0	2	2	0
													Nashville	22	3	5	8	8
													New Jersey	4	1	0	1	0
													NY Islanders	6	0	2	2	0
													NY Rangers	5	0	2	2	0
													Ottawa	9	0	3	3	2
													Philadelphia	6	2	1	3	2
													Pittsburgh	6	1	2	3	17
													St. Louis	17	6	1	7	4
													San Jose	20	4	6	10	2
													Tampa Bay	5	2	0	2	0
													Toronto	6	2	3	5	4
													Washington	5	0	4	4	0
													Winnipeg	7	0	2	2	2
Totals			389	61	90	151	174											

## NHL FIRSTS

<b>First Game:</b>	Apr. 13/07 vs DAL	<b>Goals:</b>	3 games	Twice (latest Mar. 2–5/13: 3 goals)
<b>First Goal:</b>	Oct. 16/08 at DET	<b>Points:</b>	5 games	Dec. 1–10/11: 4-2-6
<b>First Assist:</b>	Apr. 15/07 at DAL			

## HONOURS

Fred J. Hume Award (Canucks Unsung Hero): 2013, 2011  
Vancouver Canucks Most Exciting Player: 2013

## ACQUIRED

Vancouver's seventh choice, 287th overall in the 2004 NHL Entry Draft.

## PERSONAL

Janik and his wife Karen welcomed twins Lucas and Daniel in March of 2013. Hansen was the first Danish citizen to play and register a point in an NHL playoff game...His father, Brent, is a former member of the Danish national hockey team...Jannik is a soccer fan and roots for the Danish National Team.

## CAREER HIGHLIGHTS

**2013.14:** Appeared in 71 games, collecting 20 points (11-9-20) in his seventh NHL season...Ranked tied for fourth on the Canucks in game-winning goals (3) and fifth in even strength goals with 10...Registered an assist on the game-tying goal, was +1 and added three shots in a season high 20:14 minutes, Mar. 12 at WPG...Scored the game-winning goal in the first game back from the Olympic break, Feb. 26 vs STL...Notched the game-winning goal, Dec. 29 at CGY...Recorded a game high six hits and finished +1, Dec. 20 at CHI...Collected his and the Canucks first game-winning goal of the season and finished +2 with a team high four hits, Oct. 5 vs EDM. **2012.13:** Appeared in 47 games, collecting 27 points (10-17-27) in his sixth NHL season...Ranked tied for fourth on the team in goal scoring with 10 goals...Ranked second amongst Canucks forwards in average shorthanded time on ice per game (2:10)...Was the recipient of the Most Exciting Player Award and the Fred J. Hume Award (Canucks unsung hero), as voted by the fans...Notched his first NHL power play goal, Apr. 22 vs CHI...Played his 300th NHL game, collecting an assist, Mar. 21 at PHX...Collected points in three consecutive games (1-2-3), Mar. 19–23...Registered a career high three point game (1-2-3), including the game-winner, Mar. 14 vs NSH...Had a season high five hits, Feb. 19 at CHI...Scored the game-winning goal, Feb. 12 vs MIN...Collected two assists in a game for the seventh time in his career in the Canucks season opener, Jan. 19 vs ANA. **2011.12:** Established new career season highs in goals (16), assists (23) and points (39)...Averaged 14:53 TOI per game...Collected one shorthanded goal and averaged 2:08 TOI per game shorthanded...Established a three-game scoring streak (1-2-3), Apr. 3–7...Notched a game-winning goal and two assists in a three-game scoring streak, Feb. 15–19...Collected four points (2-2-4) in a three game scoring streak, Dec. 17–21...Established a career best five-game scoring streak, registering six points (4-2-6), Dec. 1–10...Collected one goal in five playoff games. **2010.11:** Led all Canucks with 149 hits during his fourth NHL season...Recorded 29 points (19-20-29) and 32 penalty minutes in 82 games played...Set a career high in games played (82) assists (20), points (29) and plus/minus (+13)...Registered four multi-point games and tied a career high for most assists in a game (2) three times...Notched two game-winning goals, Dec. 18 and Feb. 15...Collected two assists, tying a career high for most assists in a game, Jan. 14 at WSH...Collected nine points (3-6-9) and registered 39 hits in 25 playoff games. **2009.10:** Recorded 15 points (9-6-15) in 47 games played...Played his 100th career NHL game, Mar. 27 at SJ...Logged a season-high 18:29 of ice time, Mar. 16 vs NYL...Scored game-winning goals in consecutive games, Mar. 7 at NSH and Mar. 9 at COL...Scored first career shorthanded goal, Feb. 11 at FLA...Tied a career high for most points in a game (1-1-2), Nov. 14 at COL...Missed 19 games due to a hand injury, Oct. 1–Nov. 10. **2008.09:** Finished the season with 21 points (6-15-21) and 37 penalty minutes in 55 games with the Canucks...Tied for 25th in points (21) among all rookies in the NHL...Recorded four multi-point games...Registered his first career game-winning goal, Feb. 10 at STL...Recorded his first two-goal game, Oct. 25 vs EDM...Scored his first career goal, Oct. 16 at DET...Recorded his first career point (an assist), Oct. 11 at CGY. **2007.08:** Appeared in six playoff games for the Manitoba Moose recording four points (2-2-4). **2006.07:** Made his NHL debut during playoffs against Dallas appearing in 10 games recording one point (0-1-1) and four penalty minutes. **2005.06:** Recorded 13 points (7-6-13) in 12 playoff games for Portland of the WHL...Represented Denmark in the 2004, 2006 and 2008 World Championships appearing in a total of 16 games recording six points (4-2-6) and eight penalty minutes.

## INTERNATIONAL

World Championships: 2014, 2012, 2008, 2006, 2005  
World Junior Championships: 2006, 2005, 2004  
World U18 Championships: 2002, 2003

## NHL MILESTONES

**100th NHL Game:** Mar. 27/10 at SJ

**300th NHL Game:** Mar. 21/13 at PHX

**100th NHL Point:** Mar. 24/12 at COL

## 2013.14 GAME BY GAME

Oct. 3	@ SJ	0-0	0/-2	15:42
Oct. 5	vs EDM	1-0 (W)	1/2	15:55
Oct. 6	@ CGY	1-0	2/-2	18:35
Oct. 8	vs NJ	0-0	3/0	19:37
Oct. 10	vs SJ	0-0	1/-1	15:37
Oct. 12	vs MTL	0-0	1/0	17:40
Oct. 15	@ PHI	0-1	2/1	17:01
Oct. 17	@ BUF	0-0	2/0	14:44
Oct. 19	@ PIT	0-0	5/0	18:35
Oct. 20	@ CBJ	0-0	2/-1	18:14
Oct. 22	@ NYI	0-1	1/1	4:41
Oct. 24	@ NJ	INJ		
Oct. 25	@ STL	INJ		
Oct. 28	vs WSH	INJ		
Oct. 30	vs DET	INJ		
Nov. 2	vs TOR	INJ		
Nov. 5	@ PHX	INJ		
Nov. 7	@ SJ	INJ		
Nov. 9	@ LA	INJ		
Nov. 10	@ ANA	INJ		
Nov. 14	vs SJ	INJ		
Nov. 17	vs DAL	0-0	0/0	14:50
Nov. 19	vs FLA	1-0	2/1	12:57
Nov. 22	vs CBJ	0-0	3/0	15:25
Nov. 23	vs CHI	0-0	2/-1	14:31
Nov. 25	@ LA	0-0	1/-1	13:28
Nov. 28	@ OTT	0-0	0/-1	8:08
Nov. 30	@ NYR	0-0	4/0	17:50
Dec. 1	@ CAR	0-1	1/0	11:13
Dec. 3	@ NSH	0-1	0/1	12:53
Dec. 6	vs PHX	0-0	0/-1	11:56
Dec. 8	vs COL	1-0	1/0	16:36
Dec. 9	vs CAR	1-0	1/1	16:23
Dec. 13	vs EDM	0-0	1/0	14:33
Dec. 14	vs BOS	1-0	1/1	14:06
Dec. 17	@ MIN	1-0	1/1	18:00
Dec. 19	@ DAL	0-0	3/-1	15:06
Dec. 20	@ CHI	0-0	0/1	16:43
Dec. 22	vs WPG	0-0	3/0	17:28
Dec. 29	@ CGY	1-0 (W)	3/1	16:10
Dec. 30	vs PHI	1-0	3/2	15:38
Jan. 1	vs TB	0-0	2/0	16:11
Jan. 4	@ LA	0-0	1/-1	14:21
Jan. 5	@ ANA	0-0	1/0	18:02
Jan. 7	vs PIT	0-1	1/0	14:09
Jan. 10	vs STL	0-0	0/0	16:07
Jan. 13	@ LA	0-0	1/0	14:42
Jan. 15	@ ANA	0-0	2/0	12:08
Jan. 16	@ PHX	0-0	1/0	12:36
Jan. 18	vs CGY	0-0	3/0	16:00
Jan. 21	@ EDM	0-0	0/-1	15:18
Jan. 23	vs NSH	0-0	3/0	13:59
Jan. 26	vs PHX	1-0	2/1	15:35
Jan. 27	vs EDM	0-0	1/-1	14:20
Jan. 29	vs CHI	0-0	1/-1	18:04
Jan. 31	@ WPG	0-0	0/-1	10:42
Feb. 3	@ DET	0-0	0/0	11:13
Feb. 4	@ BOS	0-0	2/0	15:50
Feb. 6	@ MTL	0-0	3/0	16:59
Feb. 8	@ TOR	0-0	3/0	21:51
Feb. 26	vs STL	1-0 (W)	3/1	19:15
Feb. 28	vs MIN	0-0	3/0	18:38
Mar. 2	vs OTT	0-1	3/-1	23:26
Mar. 4	@ PHX	0-0	0/0	22:53
Mar. 6	@ DAL	0-0	1/-2	17:56
Mar. 8	vs CGY	0-0	0/0	19:42
Mar. 10	vs NYI	0-1	1/0	17:26
Mar. 12	@ WPG	0-1	3/1	20:34
Mar. 14	@ WSH	0-0	3/-1	18:05
Mar. 16	@ FLA	0-0	4/-1	18:57
Mar. 17	@ TB	1-0	2/0	18:30
Mar. 19	vs NSH	0-0	1/0	17:34
Mar. 23	vs BUF	0-0	3/-1	18:44
Mar. 26	@ MIN	0-1	0/2	15:11
Mar. 27	@ COL	0-0	0/-1	15:15
Mar. 29	vs ANA	0-0	0/-1	9:51
Apr. 1	vs NYR	0-0	0/-1	7:58
Apr. 5	vs LA	0-0	3/0	11:42
Apr. 7	vs ANA	0-0	1/-1	15:33
Apr. 10	vs COL	0-0	1/0	14:35
Apr. 12	@ EDM	0-0	1/0	12:27
Apr. 13	vs CGY	DND		



# #20 CHRIS HIGGINS

(KRIHS HIH-gihns)

## CAREER STATS

**MOST GOALS IN A GAME** 3

NOV. 11/08 vs OTT

**MOST ASSISTS IN A GAME** 3

MAR. 22/07 at BOS

**MOST POINTS IN A GAME** 4

MAR. 22/07 at BOS: 1-3-4

**HAT TRICKS** 1

Nov. 11/08 vs OTT

**GAME-WINNING GOALS** 22

LATEST DEC. 14/13 vs BOS

**POWER PLAY GOALS** 33

LATEST MAR. 10/14 vs NYI

**SHORTHANDED GOALS** 9

LATEST MAR. 28/12 vs COL

**OVERTIME POINTS** 4-2-6

**SHOOTOUT RECORD** 5/21

2 GOG

**PENALTY SHOT RECORD** 0/2

LATEST APR. 6/09 vs OTT, no goal (Auld)



## REGULAR SEASON

## PLAYOFFS

## HIGGINS vs NHL

SEASON	CLUB	LEA	GP	G	A	PTS	PIM	GP	G	A	PTS	PIM	TEAM	GP	G	A	PTS	PIM
2001.02	Yale University	NCAA	27	14	17	31	32	-	-	-	-	-	Anaheim	16	1	3	4	0
2002.03	Yale University	NCAA	28	20	21	41	41	-	-	-	-	-	Arizona	15	2	7	9	0
2003.04	Montreal	NHL	2	0	0	0	0	-	-	-	-	-	Boston	35	7	9	16	12
	Hamilton	AHL	67	21	27	48	18	10	3	2	5	0	Buffalo	33	13	6	19	10
2004.05	Hamilton	AHL	76	28	23	51	33	4	3	3	6	4	Calgary	21	4	6	10	14
2005.06	Montreal	NHL	80	23	15	38	26	6	1	3	4	0	Carolina	25	3	6	9	14
2006.07	Montreal	NHL	61	22	16	38	26	-	-	-	-	-	Chicago	14	4	1	5	8
2007.08	Montreal	NHL	82	27	25	52	22	12	3	2	5	2	Colorado	15	5	5	10	2
2008.09	Montreal	NHL	57	12	11	23	22	4	2	0	2	2	Columbus	14	3	9	12	6
2009.10	NY Rangers	NHL	55	6	8	14	32	-	-	-	-	-	Dallas	15	5	4	9	4
	Calgary	NHL	12	2	1	3	0	-	-	-	-	-	Detroit	14	5	1	6	2
2010.11	Vancouver	NHL	14	2	3	5	6	25	4	4	8	2	Edmonton	22	5	6	11	4
	Florida	NHL	48	11	12	23	10	-	-	-	-	-	Florida	18	3	4	7	8
2011.12	Vancouver	NHL	71	18	26	44	16	5	0	0	0	2	Los Angeles	16	2	2	4	6
2012.13	Vancouver	NHL	41	10	5	15	10	4	0	0	0	0	Minnesota	19	3	3	6	8
2013.14	Vancouver	NHL	78	17	22	39	30	-	-	-	-	-	Montreal	9	1	3	4	4
													Nashville	10	3	1	4	2
													New Jersey	21	5	5	10	4
													NY Islanders	25	10	6	16	6
													NY Rangers	20	2	3	5	6
													Ottawa	39	14	4	18	20
													Philadelphia	22	8	2	10	8
													Pittsburgh	24	7	5	12	2
													St. Louis	14	3	1	4	2
													San Jose	16	4	5	9	4
													Tampa Bay	21	6	5	11	6
													Toronto	36	10	16	26	14
													Vancouver	6	1	2	3	4
													Washington	20	7	5	12	10
													Winnipeg	26	4	8	12	10
VANCOUVER TOTALS			206	47	55	102	62	34	4	4	8	4	Totals					601 150 143 293 200
NHL TOTALS			601	150	143	293	200	56	10	9	19	8						



## NHL FIRSTS

**First Game:** Oct. 11/03 at TOR  
**First Goal:** Oct. 6/05 at NYR  
**First Assist:** Oct. 8/05 at TOR

## STREAKS

**Goals:** 4 games Apr. 4-10/06: 4 goals  
**Assists:** 5 games Mar. 6-17/12: 5 assists  
**Points:** 5 games Five Times (latest Dec. 6-14/13: 3-4-7)

## HONOURS

Fred J. Hume Award "Unsung Hero": 2012  
 Hamilton Bulldogs Player of the Year: 2005  
 ECAC Co-Player of the Year: 2003

NCAA First Team All-American: 2003  
 Hobey Baker Award Finalist: 2003  
 ECAC Rookie of the Year: 2002

## ACQUIRED

Acquired by Vancouver from Florida in exchange for Evan Oberg and a 2013 third round draft selection February 28, 2011.

## PERSONAL

Attended Yale University with an academic focus in Political Science...In addition to hockey, played soccer growing up...Names Patrick Roy as his favourite player...Enjoys watching movies...Is one of five siblings...His father, Robert, is a New York City firefighter and his younger brother is a New York City Police Officer.

## CAREER HIGHLIGHTS

**2013.14:** Appeared in 78 games, recording 39 points (17-22-39) in his fourth season with the Canucks and 10th in the NHL...Ranked second on the Canucks for goals scored (17), tied for second for game-winning goals (4) and fourth for points (39)...Appeared in his 600th career NHL game, Apr. 7 vs ANA...Recorded his eighth multi-point game of the season, registering two assists, Mar. 14 at WSH...Collected his second power play goal of the season and added an assist, Mar. 10 vs NYL...Registered five hits and one goal, Jan. 29 vs CHI...Collected three points (1-2-3) and finished +3 in a season high 24:52, Jan. 26 vs PHX...Had a five-game scoring streak, collecting seven points (3-4-7), including the game-winning goal against Boston, Dec. 6-Dec. 14...Recorded the game-winning goal and added an assist, Nov. 7 at SJ...Registered a goal for the second consecutive game, tallying the game-winner, Oct. 17 at BUF. **2012.13:** Appeared in 41 games, recording 15 points in his third season with the Canucks...Ranked tied for fourth for goals on the team with 10...Ranked first on the team for most takeaways with 36...Had a season high seven shots on goal, Apr. 8 vs PHX...Registered a goal and six shots, Apr. 4 vs EDM...Collected two points (1-1-2), two block shots, was +2 and had four shots on goal, Apr. 1 at SJ...Registered his 250th career point with a goal, Mar. 10 at MIN...Achieved a four-game scoring streak, collecting four points (3-1-4), Feb. 24-Mar. 3...Scored a goal in his 500th NHL game, Feb. 24 at DET...Scored the game-winning goal, Feb. 7 at MIN. **2011.12:** Established a career high for most assists in a season (26)...Ranked first on the Canucks for most takeaways (50)...Missed 11 games due to injury/illness...Won the Mike's Cup Three Stars for the month of March...Recorded six points (1-5-6) in five straight games, Mar. 6-17...Established a three-game scoring streak (1-3-4), Dec. 13-17...Collected six points, including a game-winning goal, over the span of four straight games, Nov. 26-Dec. 4...Won the Mike's Cup Three Stars for the month of October. **2010.11:** Split the season between the Vancouver Canucks and Florida Panthers, collecting a total of 28 points (13-15-28) in 62 games...Set a personal season high for best plus/minus (+5)...Recorded five multi-point games...Set a season high for most points in a game (2-1-3), Mar. 27 at CBJ...Debuted with the Canucks, Mar. 10 at SJ...Established a four-game scoring streak (3-2-5), Dec. 31-Jan. 5...Played in 25 playoff games and collected a career high eight points (4-4-8)...Notched two series-opening goals which were also game-winners during the playoffs...Ranked third among Canucks forwards in hits with 70 during the postseason. **2009.10:** Completed his sixth NHL season, playing in 55 games for the New York Rangers before being traded to Calgary...Totalled 17 points (8-9-17) in 67 games...Was traded to Calgary, Feb. 2...Had season high three-game point streak, Dec. 5-9 (1-2-3)...Scored game-winning goal for Rangers, Jan. 4 vs BOS. **2008.09:** Tied for second on the team with two shorthanded goals and sixth with 151 shots...Led the Canadiens in goals (five) and shots (40) during the month of November...Tallied his first career hat trick on Nov. 11 vs OTT...Recorded a season-high four-game scoring streak from Nov. 1-11, registering six points (4-2-6) over the span...Tied for the team lead in playoff goals (two) and tied for third in playoff points (two) in four postseason contests. **2007.08:** Established career highs in games played (82), goals (27), assists (25), points (52), power play goals (12), game-winning goals (five) and shots (241)...Led Montreal in shots, tied for second in power play goals and game-winning goals and ranked third in goals...Led Montreal with 241 shots...Was one of three Montreal players to skate in all 82 regular season games...Surpassed the 20 goal mark for the third consecutive season. **2006.07:** Led Montreal in shorthanded goals (three) and goals scored on the road (13)...Ranked third on Montreal in goals (22)...Recorded three multi-goal games...Registered four points (1-3-4), Mar. 22 at Boston. **2005.06:** Led Montreal in shorthanded goals (three) and shooting percentage (15.5%). **2004.05:** Led Hamilton (AHL) in shorthanded goals (four) and goals scored on the road (13)...Was named the Hamilton Bulldogs Player of the Year...Also led the Bulldogs with three playoff goals. **2003.04:** Made NHL debut, Oct. 11 at TOR...Tied for Hamilton team lead in playoff goals (three)...Scored 21 goals and 48 points in 67 games in first pro season with Hamilton. **2002.03:** Named Eastern Collegiate Athletic Conference (ECAC) Co-Player of the Year...Earned NCAA First Team All-American honors...Was a finalist for the Hobey Baker Award, given to the top player in college hockey...Led Yale in goals (20) and points (41) and finished second on the team in assists (21). **2001.02:** Selected as ECAC Rookie of the Year.

## INTERNATIONAL

World Junior Championships: 2003, 2002  
 World Championships: 2009

## 2013.14 GAME BY GAME

Oct. 3	@ SJ	0-0	5/-2	18:32
Oct. 5	vs EDM	0-0	3/1	18:15
Oct. 6	@ CGY	0-1	5/0	19:50
Oct. 8	vs NYJ	0-0	3/-2	18:29
Oct. 10	vs SJ	0-0	2/0	17:31
Oct. 12	vs MTL	0-0	3/0	19:49
Oct. 15	@ PHI	1-1	3/1	19:58
Oct. 17	@ BUF	1-0 (W)	5/1	17:39
Oct. 19	@ PIT	0-0	3/-1	19:51
Oct. 20	@ CBJ	0-0	5/-1	19:58
Oct. 22	@ NYI	1-0	6/2	23:01
Oct. 24	@ NJ	0-0	3/0	21:21
Oct. 25	@ STL	1-0	1/1	17:34
Oct. 28	vs WSH	0-1	1/1	18:57
Oct. 30	vs DET	0-0	1/-2	19:36
Nov. 2	vs TOR	1-0	4/1	19:59
Nov. 5	@ PHX	0-0	4/0	22:30
Nov. 7	@ SJ	1-1 (W)	3/1	18:53
Nov. 9	@ LA	0-0	6/-1	16:27
Nov. 10	@ ANA	0-0	3/-2	19:21
Nov. 14	vs SJ	0-0	4/-1	20:32
Nov. 17	vs DAL	0-0	6/0	21:37
Nov. 19	vs FLA	1-0	3/2	16:59
Nov. 22	vs CBJ	0-1	0/1	17:55
Nov. 23	vs CHI	0-0	2/-2	18:26
Nov. 25	@ LA	0-1	2/0	18:00
Nov. 28	@ OTT	0-0	3/0	19:24
Nov. 30	@ NYR	0-0	5/0	15:04
Dec. 1	@ CAR	0-1	4/0	18:03
Dec. 3	@ NSH	0-0	4/1	19:02
Dec. 6	vs PHX	1-0 (W)	3/0	20:08
Dec. 8	vs COL	0-2	0/3	20:59
Dec. 9	vs CAR	0-2	0/2	18:25
Dec. 13	vs EDM	1-0	5/1	19:03
Dec. 14	vs BOS	1-0 (W)	1/1	18:52
Dec. 17	@ MIN	0-0	1/-1	21:56
Dec. 19	@ DAL	1-0	1/0	16:48
Dec. 20	@ CHI	0-0	4/-1	23:32
Dec. 22	vs WPG	0-0	3/0	19:47
Dec. 29	@ CGY	0-0	1/1	19:08
Dec. 30	vs PHI	0-0	3/-3	18:39
Jan. 1	vs TB	0-1	2/-1	14:47
Jan. 4	@ LA	0-0	3/-1	18:38
Jan. 5	@ ANA	INJ		
Jan. 7	vs PIT	1-1	4/1	23:46
Jan. 10	@ STL	0-0	2/0	18:52
Jan. 13	@ LA	0-0	1/-1	19:41
Jan. 15	@ ANA	0-0	1/-3	14:34
Jan. 16	@ PHX	0-0	3/0	21:53
Jan. 18	vs CGY	0-1	1/1	20:38
Jan. 21	@ EDM	0-0	2/-1	18:39
Jan. 23	vs NSH	1-0	4/1	16:10
Jan. 26	vs PHX	1-2	3/3	24:52
Jan. 27	vs EDM	0-0	4/-3	19:41
Jan. 29	vs CHI	1-0	5/0	16:47
Jan. 31	@ WPG	0-0	1/-2	17:51
Feb. 3	@ DET	0-0	1/0	18:34
Feb. 4	@ BOS	INJ		
Feb. 6	@ MTL	1-0	2/-1	17:54
Feb. 8	@ TOR	0-1	3/-1	22:06
Feb. 26	vs STL	0-0	4/0	17:24
Feb. 28	vs MIN	0-1	1/1	20:08
Mar. 2	vs OTT	0-0	2/-2	21:59
Mar. 4	@ PHX	0-0	6/0	20:45
Mar. 6	@ DAL	0-0	3/-1	17:42
Mar. 8	vs CGY	0-0	3/0	22:10
Mar. 10	vs NYI	1-1	3/-1	20:38
Mar. 12	@ WPG	0-0	3/-1	23:10
Mar. 14	@ WSH	0-2	2/1	20:36
Mar. 16	@ FLA	0-0	2/-1	23:20
Mar. 17	@ TB	0-0	1/-2	20:26
Mar. 19	vs NSH	0-0	2/0	20:41
Mar. 23	vs BUF	0-0	1/-2	20:20
Mar. 26	@ MIN	0-1	2/2	17:21
Mar. 27	@ COL	0-0	2/0	19:59
Mar. 29	vs ANA	0-0	2/-1	18:08
Apr. 1	vs NYR	0-0	4/-1	18:27
Apr. 5	vs LA	0-0	3/0	16:59
Apr. 7	vs ANA	0-0	1/0	12:50
Apr. 10	vs COL	0-0	2/0	10:42
Apr. 12	@ EDM	DND		
Apr. 13	vs CGY	DND		

## NHL MILESTONES

**100th NHL Game:** Dec. 27/06 at WSH

**500th NHL Game:** Feb. 24/13 at DET

**600th NHL Game:** Apr. 7/14 vs ANA

**100th NHL Point:** Dec. 20/07 vs WSH

**200th NHL Point:** Oct. 15/11 at EDM

**100th NHL Goal:** Jan. 5/11 vs ATL

**100th NHL Assist:** Dec. 4/11 vs CGY

# #9 ZACK KASSIAN

(ZAK KA-see-uhn)

## CAREER STATS

**MOST GOALS IN A GAME** 1

25 TIMES—LATEST APR. 12/14 at EDM

**MOST ASSISTS IN A GAME** 4

MAR. 23/14 vs BUF

**MOST POINTS IN A GAME** 4

MAR. 23/14 vs BUF: 0-4-4

**HAT TRICKS** 0

**GAME-WINNING GOALS** 3

LATEST MAR. 26/14 at MIN

**POWER PLAY GOALS** 3

LATEST JAN. 15/14 at ANA

**SHORTHANDED GOALS** 0

**OVERTIME POINTS** 0-0-0

**SHOOTOUT RECORD** 1/7

1 GDG

**PENALTY SHOT RECORD** 0/1

MAR. 6/12 vs DAL, no goal (Bachman)



## REGULAR SEASON

## PLAYOFFS

## KASSIAN vs NHL

SEASON	CLUB	LEA	GP	G	A	PTS	PIM	GP	G	A	PTS	PIM	TEAM	GP	G	A	PTS	PIM
2007.08	Peterborough	OHL	58	9	12	21	74	5	1	0	1	2	Anaheim	9	2	2	4	14
2008.09	Peterborough	OHL	61	24	39	63	136	4	0	2	2	8	Arizona	9	0	1	1	6
2009.10	Windsor	OHL	5	4	0	4	23	19	7	9	16	3	Boston	3	0	1	1	0
	Peterborough	OHL	33	8	19	27	58	—	—	—	—	—	Buffalo	3	1	5	6	0
2010.11	Portland	AHL	—	—	—	—	—	3	0	0	0	2	Calgary	9	1	1	2	23
	Windsor	OHL	56	26	51	77	67	16	6	10	16	37	Carolina	2	0	0	0	0
2011.12	Vancouver	NHL	17	1	2	3	31	4	0	0	0	2	Chicago	7	2	2	4	12
	Buffalo	NHL	27	3	4	7	20	—	—	—	—	—	Colorado	7	2	0	2	0
	Rochester	AHL	30	15	11	26	31	—	—	—	—	—	Columbus	6	1	1	2	2
2012.13	Vancouver	NHL	39	7	4	11	51	4	0	0	0	4	Dallas	9	0	2	2	22
	Chicago	AHL	29	8	13	21	61	—	—	—	—	—	Detroit	5	0	0	0	8
2013.14	Vancouver	NHL	73	14	15	29	124	—	—	—	—	—	Edmonton	9	5	2	7	5
VANCOUVER TOTALS			129	22	21	43	206	8	0	0	0	6	Florida	3	0	0	0	0
NHL TOTALS			156	25	25	50	226	8	0	0	0	6	Los Angeles	8	1	1	2	39
													Minnesota	7	1	1	2	0
													Montreal	4	0	0	0	15
													Nashville	7	1	0	1	14
													New Jersey	3	0	0	0	2
													NY Islanders	3	0	0	0	7
													NY Rangers	5	0	0	0	6
													Ottawa	4	1	0	1	2
													Philadelphia	4	1	1	2	10
													Pittsburgh	4	2	2	4	0
													St. Louis	7	0	0	0	14
													San Jose	4	1	0	1	5
													Tampa Bay	3	0	0	0	6
													Toronto	4	1	1	2	10
													Washington	5	2	1	3	4
													Winnipeg	3	0	1	1	0
													Totals	156	25	25	50	226

## NHL FIRSTS

**First Game:** Nov. 25/11 at CBJ  
**First Goal:** Nov. 26/11 vs WSH  
**First Assist:** Nov. 25/11 at CBJ

## STREAKS

**Goals:** 3 games Jan. 20-25/13: 3 goals  
**Points:** 4 games Mar. 23-29/14: 2-5-7

## HONOURS

OHL All-Star: 2009  
 CHL Top Prospects Game: 2009  
 AHL All-Star: 2012

## ACQUIRED

Acquired by Vancouver from Buffalo in exchange for Cody Hodgson, February 27, 2012.

## PERSONAL

Lists his favourite hockey memory as winning the Memorial Cup as a member of the Windsor Spitfires (CHL). Enjoyed playing a number of sports while growing up, including basketball, volleyball, soccer and track and field. Names Cam Neely and Todd Bertuzzi as his hockey idols growing up. Spends his off-season in Windsor, Ontario.

## CAREER HIGHLIGHTS

**2013.14:** Appeared in 73 games, collecting 29 points (14-15-29) in his third NHL season. Achieved career highs in goals, assists and points. Ranked second on the Canucks in penalty minutes (124) and fourth in goal scoring (14). Awarded the Pavel Bure Most Exciting Player Award as voted by fans. Notched two points (1-1-2) and three shots on goal, Apr. 12 at EDM. Collected a career best four-game scoring streak, collecting seven points (2-5-7) including a game-winning goal, Mar. 23-Mar. 29. Recorded a career high of four assists (0-4-4) and was +4, Mar. 23 vs BUF. Scored the game-winning goal, Jan. 21 at EDM. Notched a power play goal, Jan. 15 at ANA. Registered two points (1-1-2) and six hits, Jan. 7 vs PIT. Appeared in his 100th career game, Nov. 17 vs DAL. Recorded his first goal of the season and finished +1, Oct. 19 at PIT. **2012.13:** Appeared in 39 games, collecting 11 points (7-4-11) in his second season with the Canucks and collected 21 points (8-13-21) in 29 games with the Chicago Wolves. Established career highs in games played (39), goals (7) and points (11) in his second NHL season. Ranked fourth on the team in hits with 70 and third in penalty minutes (51). Notched his first career game-winning goal, Apr. 22 vs CHL. Logged a season high 14 penalty minutes and added two hits, Apr. 15 at NSH. Scored a goal and added five hits, Apr. 4 vs EDM. Registered a three-game point streak with (3-0-3), Jan. 20-25. Played his 50th career NHL game, Jan. 28 at LA, logging a career high 19:20 of time on ice. Scored his first NHL power play goal, Jan. 25 vs ANA. Scored in regulation then added his first shootout tally, the game-deciding goal, Jan. 23 vs CGY. **2011.12:** Appeared in 44 games, collecting 10 points (4-6-10) and 51 penalty minutes. Split the season with Vancouver (1-2-3 in 17 games played) and the Buffalo Sabres (3-4-7 in 27 games played). Recorded 79 hits. Registered first multi-point game with Vancouver, collecting two points (1-1-2) and adding seven hits, Mar. 3 vs BUF. Made his Canucks debut, registering five hits in 12:27 TOI, Feb. 28 at PHX. Acquired by Vancouver from Buffalo, Feb. 27. Recorded his first multi-point game, collecting a goal and an assist, Dec. 7 vs PHI. Notched his first NHL goal, Nov. 26 vs WSH. Collected his first NHL point, an assist, in his NHL debut, Nov. 25 at CBJ. Collected 26 points (15-11-26) and 31 PIMs in 30 games played with the Rochester Americans (AHL). Made his NHL playoff debut, playing four games. **2010.11:** Appeared in first career AHL game in Game 3 of the Atlantic Division Finals at Binghamton, Apr. 30. Represented Canada at the 2011 IIHF World Junior Hockey Championships held in Buffalo, NY; compiled three points (2+1) and 27 penalty minutes in five games. **2009.10:** Recorded 27 points in 33 regular season games for Peterborough before being traded to Windsor. Helped Windsor reach the 2010 Memorial Cup with 16 points (7+9) in 19 playoff games. **2008.09:** Participated in the Canadian Hockey League Top Prospects Game. Represented Peterborough at the 2009 OHL All-Star Classic. **2007.08:** Netted first OHL goal vs Erie, Oct. 11. Collected two assists in his OHL debut vs Sudbury, Sept. 20.

## INTERNATIONAL

World Junior Championship: 2011 (silver)  
 World U-17 Hockey Challenge: 2008 (gold)

## NHL MILESTONES

**100th NHL Game:** Nov. 17/13 vs DAL

## 2013.14 GAME BY GAME

Oct. 3	@ DAL	DNP		
Oct. 5	@ STL	2/6		20
Oct. 8	@ PHI	0/25		52
Oct. 10	@ TB	6/24		49
Oct. 11	vs PIT	3/39	L	60
Oct. 13	vs LA	3/29	L	59
Oct. 15	@ NSH	4/30	L	
Oct. 17	vs BOS	DNP		
Oct. 19	vs MIN	DNP		
Oct. 22	vs CHI	0/2	O	8
Oct. 25	vs BUF	2/20	L	59
Oct. 27	vs TB	3/28	O	65
Nov. 1	vs STL	4/23	L	60
Nov. 2	@ WSH	DNP		
Nov. 5	vs EDM	4/27	O	62
Nov. 7	@ BOS	DNP		
Nov. 9	@ OTT	DND		
Nov. 10	@ NYR	DND		
Nov. 12	vs ANA	MIN		
Nov. 15	@ MIN	MIN		
Nov. 16	@ COL	MIN		
Nov. 19	@ VAN	MIN		
Nov. 21	@ EDM	MIN		
Nov. 22	@ CGY	MIN		
Nov. 25	vs PHI	MIN		
Nov. 27	vs NYR	MIN		
Nov. 30	vs PIT	MIN		
Dec. 3	vs OTT	MIN		
Dec. 5	vs WPG	MIN		
Dec. 7	@ DET	MIN		
Dec. 8	@ CHI	MIN		
Dec. 10	vs DET	MIN		
Dec. 13	vs WSH	DNP		
Dec. 15	@ MTL	DNP		
Dec. 17	@ TOR	DNP		
Dec. 19	@ OTT	DNP		
Dec. 20	@ WPG	5/32	L	60
Dec. 23	vs TB	DNP		
Dec. 28	vs DET	MIN		
Dec. 29	vs MTL	MIN		
Dec. 31	vs NYR	MIN		
Jan. 4	vs NSH	MIN		
Jan. 6	@ MTL	MIN		
Jan. 9	@ BUF	MIN		
Jan. 11	@ NJ	MIN		
Jan. 14	vs NYI	MIN		
Jan. 16	vs SJ	MIN		
Jan. 18	@ CAR	MIN		
Jan. 20	@ PIT	MIN		
Jan. 21	@ BUF	MIN		
Jan. 24	vs COL	MIN		
Jan. 26	@ DET	MIN		
Jan. 28	@ BOS	MIN		
Jan. 30	@ TOR	MIN		
Feb. 1	@ CBJ	MIN		
Feb. 4	vs TOR	MIN		
Feb. 6	vs DET	MIN		
Feb. 7	@ CAR	MIN		
Feb. 27	vs WSH	MIN		
Mar. 1	@ CBJ	MIN		
Mar. 2	@ NYI	MIN		
ACQUIRED FROM FLORIDA				
Mar. 4	@ PHX	DND		
Mar. 6	@ DAL	1/5		20
Mar. 8	vs CGY	DNP		
Mar. 10	@ NYI	DNP		
Mar. 12	@ WPG	DNP		
Mar. 14	@ WSH	DNP		
Mar. 16	@ FLA	DNP		
Mar. 17	@ TB	DNP		
Mar. 19	vs NSH	DNP		
Mar. 23	vs BUF	DNP		
Mar. 26	@ MIN	DNP		
Mar. 27	@ COL	DNP		
Mar. 29	vs ANA	DNP		
Apr. 1	vs NYR	DNP		
Apr. 5	vs LA	DNP		
Apr. 7	vs ANA	DNP		
Apr. 10	vs COL	3/27	L	60
Apr. 12	@ EDM	5/22	L	60
Apr. 13	vs CGY	1/22	W	60

# #31 EDDIE LACK

(EH-dee LAK)

## CAREER STATS

**MOST SHOTS FACED** 49

JAN. 5/14 at ANA

**MOST SAVES IN A GAME** 45

JAN. 5/14 at ANA

**SHOOTOUT RECORD** 3-3

**PENALTY SHOT RECORD** 1/1

MAR. 12/14 at WPG, save (Kane)



## REGULAR SEASON

## PLAYOFFS

SEASON	CLUB	LEA	GPI	W	L	T/OT	MIN	GA	SO	GAA	PCT	GPI	W	L	MIN	GA	SO	GAA	PCT
2004.05	Djurgarden U18	SWE-U18	9	-	-	-	527	21	1	2.39	.905	3	-	-	140	6	0	2.57	.923
	Djurgarden Jr.	SWE-JR	1	-	-	-	60	6	0	6.00	.872	-	-	-	-	-	-	-	-
2005.06	Djurgarden Jr.	SWE-JR	23	-	-	-	1,400	49	3	2.10	.917	-	-	-	-	-	-	-	-
2006.07	Leksands IF Jr.	SWE-JR	30	-	-	-	1,782	85	0	2.86	.919	-	-	-	-	-	-	-	-
	Leksands IF	SWE-2	3	-	-	-	137	7	0	3.06	-	-	-	-	-	-	-	-	-
2007.08	Leksands IF Jr.	SWE-JR	18	-	-	-	1,077	47	4	2.62	.912	3	-	-	179	8	0	2.68	.925
	Leksands IF	SWE-2	26	-	-	-	1,530	50	4	1.96	-	-	-	-	-	-	-	-	-
2008.09	Leksands IF Jr.	SWE-JR	2	-	-	-	120	4	1	2.00	.900	-	-	-	-	-	-	-	-
	Leksands IF	SWE-2	38	-	-	-	2,260	78	4	2.07	-	-	-	-	-	-	-	-	-
2009.10	Brynas IF Gavle Jr.	SWE-JR	6	-	-	-	359	21	0	3.51	.884	-	-	-	-	-	-	-	-
	Brynas IF Gavle	SWE	14	-	-	-	809	36	0	2.67	.911	2	-	-	79	2	0	1.53	.946
2010.11	Manitoba	AHL	53	28	21	4	3,135	118	5	2.26	.926	12	6	5	752	25	2	1.99	.932
2011.12	Chicago	AHL	46	21	20	3	2,703	104	4	2.31	.925	5	2	2	304	11	0	2.17	.917
2012.13	Chicago	AHL	13	7	4	1	760	38	1	3.00	.899	-	-	-	-	-	-	-	-
2013.14	Vancouver	NHL	41	16	17	5	2,319	93	4	2.41	.912	-	-	-	-	-	-	-	-
VANCOUVER/NHL TOTALS:			41	16	17	5	2,319	93	4	2.41	.912	-	-	-	-	-	-	-	-



## NHL FIRSTS

**First Game:** Oct. 6/13 at CGY**First Win:** Oct. 6/13 at CGY**First Shutout:** Dec. 9/13 vs CAR

## STREAKS

**Consecutive Starts:** 19 games Feb. 26-Apr. 7/14**Longest Undeclared Streak:** 6 games Dec. 1-30/13: 5-0-1**Longest Winning Streak:** 5 games Dec. 1-29/13

## HONOURS

AHL All-Rookie Team: 2011

Fred J. Hume Award "Unsung Hero": 2014

## ACQUIRED

Signed as a free agent June 4, 2010.

## PERSONAL

Enjoys playing golf, video games and cooking...Names Greece as his favourite vacation spot...Donning a Canucks jersey and playing his first NHL pre-season game at Calgary is Lack's favourite hockey moment...Names Armageddon as his favourite movie.

## CAREER HIGHLIGHTS

**2013.14:** Appeared in 41 games in net, posting a record of 16-17-5 with a 2.41 goals-against average and .912 save percentage...Set a franchise record for most shutouts in a rookie season with four...Tied a franchise record for most consecutive starts by a rookie goaltender with 19 in a row from Feb. 26-Apr. 7, matching Corey Hirsch's record set in the 1995-96 season...Faced his first career penalty shot, successfully stopping Evander Kane, Mar. 12 at WPG...Posted his third career shutout, becoming the first goalie to shut out the St. Louis Blues in the 2013.14 season, Feb. 26 vs STL...Recorded a season-high 45 saves, Jan. 5 at ANA...Established an eight-game undefeated streak (5-0-1), allowing 10 goals against, including two shutouts, Nov. 30-Dec. 30...Posted his first NHL shutout, Dec. 9 vs CAR...Appeared in his first NHL game and collected his first win, making 32 saves, Oct. 6 at CGY. **2012.13:** Missed the majority of the season due to hip surgery...Dressed in 13 games for Chicago, posting a winning record of 7-4-1. **2011.12:** Helped the Chicago Wolves finish first in the Midwest Division, compiling four shutouts, a record of 21-23 and .925 save percentage in 46 games with Chicago...Appeared in all five Wolves playoff games, finishing with a 2-2 record and 2.17 GAA. **2010.11:** Appeared in 53 games for the Manitoba Moose, recording five shutouts and a record of 28-21-4...Was named to the AHL All-Rookie Team...Dressed in 12 playoff games, finishing 6-5 with two shutouts and a 1.99 goals against average. **2009.10:** Made his professional hockey debut in Sweden with Brynas...Played 14 games, backing up Florida Panthers prospect Jacob Markström...Finished the season with a 2.67 GAA and .911 save percentage...Played six games with Brynas' junior team, posting a .884 save percentage. **2008.09:** Helped Leksands to a first place finish, compiling the league's second best GAA of 2.02.

## LACK vs NHL

TEAM	GPI	MINS	GA	SOG	SO	W	L	OT	WIN%	GAA	SV%
Anaheim	5	268	17	128	0	0	4	1	.100	3.81	.867
Arizona	2	118	2	55	0	0	2	0	.000	1.02	.964
Buffalo	1	60	2	18	0	1	0	0	1.000	2.00	.889
Calgary	3	183	5	77	1	3	0	0	1.000	1.64	.935
Carolina	2	120	2	62	1	2	0	0	1.000	1.00	.968
Chicago	1	65	2	26	0	1	0	0	1.000	1.85	.923
Colorado	1	61	3	28	0	0	0	1	.500	2.95	.893
Columbus	1	59	2	28	0	0	1	0	.000	2.03	.929
Dallas Stars	2	58	5	24	0	1	0	0	.000	5.17	.792
Detroit	1	59	1	29	0	0	1	0	.000	1.02	.966
Florida	1	65	3	29	0	1	0	0	1.000	2.77	.897
Los Angeles	3	146	3	60	0	1	1	0	.500	1.23	.950
Minnesota	2	125	3	54	0	1	0	1	.750	1.44	.944
NY Islanders	1	59	6	27	0	0	1	0	.000	6.10	.778
NY Rangers	2	98	5	45	0	0	1	0	.000	3.06	.889
Nashville	1	60	0	30	1	1	0	0	1.000	0.00	1.000
Ottawa	1	59	3	27	0	0	1	0	.000	3.05	.889
Philadelphia	1	65	3	27	0	0	0	1	.500	2.77	.889
Pittsburgh	1	65	4	35	0	0	0	1	.500	3.69	.886
St. Louis	3	185	3	75	1	3	0	0	1.000	0.97	.960
Tampa Bay	2	116	8	63	0	0	2	0	.000	4.14	.873
Washington	1	59	4	21	0	0	1	0	.000	4.07	.810
Winnipeg	3	168	7	84	0	2	1	0	.667	2.50	.917
<b>Totals</b>	<b>41</b>	<b>2319</b>	<b>93</b>	<b>1052</b>	<b>4</b>	<b>16</b>	<b>17</b>	<b>5</b>	<b>.487</b>	<b>2.41</b>	<b>.912</b>

## 2013.14 GAME BY GAME

Oct. 3	@ SJ	DNP		
Oct. 5	vs EDM	DNP		
Oct. 6	@ CGY	4/36	W	63
Oct. 8	vs NJ	DNP		
Oct. 10	vs SJ	DNP		
Oct. 12	vs MTL	DNP		
Oct. 15	@ PHI	DNP		
Oct. 17	@ BUF	DNP		
Oct. 19	@ PIT	DNP		
Oct. 20	@ CBJ	2/28	L	59
Oct. 22	@ NYI	DNP		
Oct. 24	@ NJ	DNP		
Oct. 25	@ STL	2/24	W	65
Oct. 28	vs WSH	DNP		
Oct. 30	vs DET	DNP		
Nov. 2	vs TOR	DNP		
Nov. 5	@ PHX	DNP		
Nov. 7	@ SJ	DNP		
Nov. 9	@ LA	1/14		28
Nov. 10	@ ANA	2/22	L	59
Nov. 14	vs SJ	DNP		
Nov. 17	vs DAL	DNP		
Nov. 19	vs FLA	DNP		
Nov. 22	vs CBJ	DNP		
Nov. 23	vs CHI	DNP		
Nov. 25	@ LA	DNP		
Nov. 28	@ OTT	DNP		
Nov. 30	@ NYR	2/14		40
Dec. 1	@ CAR	2/31	W	60
Dec. 3	@ NSH	DNP		
Dec. 6	vs PHX	DNP		
Dec. 8	vs COL	DNP		
Dec. 9	vs CAR	0/31	W	60
Dec. 13	vs EDM	DNP		
Dec. 14	vs BOS	DNP		
Dec. 17	@ MIN	DNP		
Dec. 19	@ DAL	0/7		18
Dec. 20	@ CHI	2/26	W	65
Dec. 22	vs WPG	1/16	W	44
Dec. 29	@ CGY	0/18	W	60
Dec. 30	vs PHI	3/27	O	65
Jan. 1	vs TB	4/33	L	57
Jan. 4	@ LA	DNP		
Jan. 5	@ ANA	4/49	O	65
Jan. 7	vs PIT	4/35	O	65
Jan. 10	vs STL	1/21	W	60
Jan. 13	@ STL	1/20	L	58
Jan. 15	@ ANA	3/73	L	24
Jan. 16	@ PHX	1/23	L	59
Jan. 18	vs CGY	DNP		
Jan. 21	@ EDM	DNP		
Jan. 23	vs NSH	DNP		
Jan. 26	vs PHX	DNP		
Jan. 27	vs EDM	DNP		
Jan. 29	vs CHI	DNP		
Jan. 31	@ WPG	4/34	L	59
Feb. 3	@ DET	1/29	L	59
Feb. 4	@ BOS	DNP		
Feb. 6	@ MTL	DNP		
Feb. 8	@ TOR	DNP		
Feb. 26	vs STL	0/20	W	60
Feb. 28	vs MIN	1/23	O	65
Mar. 2	vs OTT	3/27	O	59
Mar. 4	@ PHX	1/32	L	59
Mar. 6	@ DAL	5/17	L	40
Mar. 8	vs CGY	1/23	W	60
Mar. 10	vs NYI	6/27	L	59
Mar. 12	@ WPG	2/34	W	65
Mar. 14	@ WSH	4/21	L	59
Mar. 16	@ FLA	3/29	W	65
Mar. 17	@ TB	4/30	L	59
Mar. 19	vs NSH	0/30	W	60
Mar. 23	vs BUF	2/18	W	60
Mar. 26	@ MIN	2/31	W	60
Mar. 27	@ COL	3/28	O	61
Mar. 29	vs ANA	5/21	L	60
Apr. 1	vs NYR	3/31	L	58
Apr. 5	vs LA	1/26	W	60
Apr. 7	vs ANA	3/23	L	60
Apr. 10	vs COL	DNP		
Apr. 12	@ EDM	DNP		
Apr. 13	vs CGY	DNP		

# #35 JACOB MARKSTRÖM

(JAY-kawb MAHRK-struhm)

## CAREER STATS

**MOST SHOTS FACED 45**

MAR. 21/13 at NYR

**MOST SAVES IN A GAME 44**

MAR. 21/13 at NYR

**SHOOTOUT RECORD 2-3**

**PENALTY SHOT RECORD 1/1**

APR. 27/13 vs TB (Pouliot)



## REGULAR SEASON

## PLAYOFFS

SEASON	CLUB	LEA	GPI	W	L	T/OT	MIN	GA	SO	GAA	PCT	GPI	W	L	MIN	GA	SO	GAA	PCT
2007.08	Brynäs	SWE	7	—	—	—	423	22	0	3.12	.887	—	—	—	—	—	—	—	—
2008.09	Brynäs	SWE	35	—	—	—	1992	79	3	2.38	.917	1	—	—	59	2	0	2.02	.929
2009.10	Brynäs	SWE	43	—	—	—	2542	85	5	2.01	.927	4	—	—	224	12	0	3.21	.903
2010.11	Florida	NHL	1	0	1	0	40	2	0	3.00	.857	—	—	—	—	—	—	—	—
	Rochester	AHL	37	16	20	1	2174	108	1	2.98	.907	—	—	—	—	—	—	—	—
2011.12	Florida	NHL	7	2	4	1	383	17	0	2.66	.923	—	—	—	—	—	—	—	—
	San Antonio	AHL	32	17	12	1	1839	71	1	2.32	.927	8	4	4	546	26	0	2.85	.907
2012.13	Florida	NHL	23	8	14	1	1266	68	0	3.22	.901	—	—	—	—	—	—	—	—
	San Antonio	AHL	33	16	15	2	1972	87	3	2.65	.920	—	—	—	—	—	—	—	—
2013.14	Vancouver	NHL	4	1	2	0	200	1	0	3.00	.868	—	—	—	—	—	—	—	—
	Florida	NHL	12	1	6	3	614	36	0	3.52	.874	—	—	—	—	—	—	—	—
	San Antonio	AHL	29	12	11	3	1688	72	2	2.56	.918	—	—	—	—	—	—	—	—
VANCOUVER TOTALS			4	1	2	0	200	1	0	3.00	.868	—	—	—	—	—	—	—	—
NHL TOTALS			47	12	27	5	2,502	133	0	3.19	.896	—	—	—	—	—	—	—	—

## NHL FIRSTS

**First Game:** Jan. 23/11 at NJ  
**First Win:** Oct. 22/11 vs NYI  
**First Shutout:** N/A

## STREAKS

**Longest Undefeated Streak:** 3 games Mar. 28-Apr. 2/13  
**Longest Winning Streak:** 3 games Mar. 28-Apr. 2/13

## HONOURS

Swedish Hockey League Goalie of the Year: 2010 Swedish Junior Hockey Player of the Year: 2010  
 Swedish Hockey League Rookie of the Year: 2010

## ACQUIRED

Acquired by Vancouver from Florida alongside Shawn Matthias in exchange for Roberto Luongo and Steven Anthony, March 4, 2014.

## PERSONAL

Started skating and playing hockey at the age of three. He comes from a family of goalies: his father was a soccer goalie, his mother a handball goalie, and his brother plays goalie in soccer. In his off time, enjoys playing golf and watching international soccer. His dog is named after Swedish soccer player "Ibra."

## CAREER HIGHLIGHTS

**2013.14:** Appeared in 16 games with the Florida Panthers and Vancouver Canucks. Posted a record of 1-2-0 in four appearances with the Canucks, finishing with a 3.00 goals against average. Dressed in 12 games with the Panthers, compiling a record of 1-6-3. Acquired by the Vancouver Canucks from the Florida Panthers Mar. 4/14 alongside Shawn Matthias in exchange for Roberto Luongo and Steven Anthony. Recorded a season high 36 saves to secure his first win of the season, Oct. 11/13 vs PIT. Stopped all 25 shots faced in relief, Oct. 8/13 at PHI. **2012.13:** Completed his third NHL season, third with Florida. Appeared in 23 games with Florida going 8-14-2. Made NHL career-high 44 saves on Mar. 2 in 3-1 win over NYR. Played in 33 games for San Antonio posting a 16-15-2 mark with a 2.65 GAA. Named AHL Player of the Week on Dec. 9 after making 68 saves in a pair of wins against Abbotsford on Dec. 4 & Dec. 5. **2011.12:** Stopped 33 shots for the win in first career AHL playoff game during San Antonio's 5-4 overtime win against Chicago on Apr. 19. Turned aside 36 of 37 shots in San Antonio's 1-0 loss at Peoria on Apr. 1. Tied a career-high in saves with 46 during San Antonio's 4-3 shootout win at Rockford on Mar. 31. Stopped 38 of 39 shots in San Antonio's 6-1 win at Abbotsford on Mar. 24. Made 40 saves on 41 shots in San Antonio's 2-1 win at Peoria on Feb. 25. Totaled a career-high 46 saves on 48 shots on Dec. 18 in San Antonio's 4-2 win over Texas. Made 44 saves on 45 shots in San Antonio's 4-1 win over Charlotte on Dec. 11. Turned aside 25 of 26 shots on Dec. 9 in San Antonio's 1-0 loss at Houston. Stopped 28 of 29 Oklahoma City shots in San Antonio's 1-0 loss on Dec. 2. Made 40 saves on 41 shots in Florida's 2-1 victory at MTL on Dec. 24. **2010.11:** Made NHL debut on Jan. 23 at NJD. Became the youngest goaltender to start for the Panthers. Earned first career shutout in Rochester's 2-0 win over Toronto on Dec. 17, making 27 saves. **2009.10:** Recorded a 3-0 record at the IIHF World Championship with a 1.33 G.A.A. and a 0.944 save percentage as Sweden won the bronze. **2008.09:** Led all goalies at the IIHF World Junior Championships with a 0.946 save percentage and finished second in GAA (1.61) as Sweden finished second in the tournament. Received IIHF World Junior Championship's award for Best Player at the goaltender position.

## MARKSTRÖM vs NHL

TEAM	GPI	MINS	GA	SOG	SO	W	L	OT	WIN%	GAA	SV%
Boston	2	119	5	69	0	0	2	0	.000	2.52	.928
Buffalo	2	124	6	60	0	1	1	0	.500	2.90	.900
Calgary	1	60	1	22	0	1	0	0	1.000	1.00	.955
Carolina	1	60	1	34	0	1	0	0	1.000	1.00	.971
Chicago	2	73	2	35	0	0	0	2	.500	1.64	.943
Colorado	1	60	3	27	0	0	1	0	.000	3.00	.889
Dallas	1	20	1	5	0	0	0	0	1.000	3.00	.800
Edmonton	2	122	9	49	0	0	1	1	.250	4.43	.816
Los Angeles	1	60	3	29	0	0	1	0	.000	3.00	.897
Montreal	2	120	6	79	0	1	1	0	.500	3.00	.924
NY Islanders	3	103	6	71	0	1	2	0	.333	3.50	.915
NY Rangers	2	120	3	83	0	2	0	0	1.000	1.50	.964
Nashville	1	59	4	30	0	0	1	0	.000	4.07	.867
New Jersey	4	220	13	100	0	1	3	0	.250	3.55	.870
Ottawa	1	60	4	38	0	0	1	0	.000	4.00	.895
Philadelphia	1	52	0	25	0	0	0	0	1.000	0.00	1.000
Pittsburgh	3	179	8	100	0	1	2	0	.333	2.68	.920
St. Louis	2	80	6	29	0	0	1	0	.000	4.50	.793
Tampa Bay	6	358	22	171	0	2	3	1	.417	3.69	.871
Toronto	2	118	7	48	0	0	2	0	.000	3.56	.854
Washington	3	121	8	64	0	0	3	0	.000	3.97	.875
Winnipeg	4	216	15	114	0	1	2	1	.375	4.17	.868
<b>Totals</b>	<b>47</b>	<b>2,503</b>	<b>133</b>	<b>1,282</b>	<b>0</b>	<b>12</b>	<b>27</b>	<b>5</b>	<b>.309</b>	<b>3.19</b>	<b>.896</b>

## 2013.14 GAME BY GAME

Oct. 3	@ SJ	DNP		
Oct. 5	vs EDM	DNP		
Oct. 6	@ CGY	4/36	W	63
Oct. 8	vs NJ	DNP		
Oct. 10	vs SJ	DNP		
Oct. 12	vs MTL	DNP		
Oct. 15	@ PHI	DNP		
Oct. 17	@ BUF	DNP		
Oct. 19	@ PIT	DNP		
Oct. 20	@ CBJ	3/28	L	59
Oct. 22	@ NYI	DNP		
Oct. 24	@ NJ	DNP		
Oct. 25	@ STL	2/24	W	65
Oct. 28	vs WSH	DNP		
Oct. 30	vs DET	DNP		
Nov. 2	vs TOR	DNP		
Nov. 5	@ PHX	DNP		
Nov. 7	@ SJ	DNP		
Nov. 9	@ LA	1/14		28
Nov. 10	@ ANA	3/22	L	59
Nov. 14	vs SJ	DNP		
Nov. 17	vs DAL	DNP		
Nov. 19	vs FLA	DNP		
Nov. 22	vs CBJ	DNP		
Nov. 23	vs CHI	DNP		
Nov. 25	vs LA	DNP		
Nov. 28	@ OTT	DNP		
Nov. 30	@ NYR	2/14		40
Dec. 1	@ CAR	2/31	W	60
Dec. 3	@ NSH	DNP		
Dec. 6	vs PHX	DNP		
Dec. 8	vs COL	DNP		
Dec. 9	vs CAR	0/31	W	60
Dec. 13	vs EDM	DNP		
Dec. 14	vs BOS	DNP		
Dec. 17	@ MIN	DNP		
Dec. 19	@ DAL	0/7		18
Dec. 20	@ CHI	2/26	W	65
Dec. 22	vs WPG	1/16	W	44
Dec. 29	@ CGY	0/18	W	60
Dec. 30	vs PHI	3/27	O	65
Jan. 1	vs TB	4/23	L	57
Jan. 4	@ LA	DNP		
Jan. 5	@ ANA	4/49	O	65
Jan. 7	vs PIT	4/35	O	65
Jan. 10	vs STL	1/31	W	60
Jan. 13	@ LA	1/20	L	58
Jan. 15	@ ANA	3/73	L	24
Jan. 16	@ PHX	1/23	L	59
Jan. 18	vs CGY	DNP		
Jan. 21	@ EDM	DNP		
Jan. 23	vs NSH	DNP		
Jan. 26	vs PHX	DNP		
Jan. 27	vs EDM	DNP		
Jan. 29	vs CHI	DNP		
Jan. 31	@ WPG	4/34	L	59
Feb. 3	@ DET	1/29	L	59
Feb. 4	@ BOS	DNP		
Feb. 6	@ MTL	DNP		
Feb. 8	@ TOR	DNP		
Feb. 26	vs STL	0/20	W	60
Feb. 28	vs MIN	1/23	O	65
Mar. 2	@ OTT	3/27	L	59
Mar. 4	@ PHX	1/32	L	59
Mar. 6	@ DAL	5/17	L	40
Mar. 8	vs CGY	1/23	W	60
Mar. 10	vs NYI	6/27	L	59
Mar. 12	@ WPG	2/34	W	65
Mar. 14	@ WSH	4/21	L	59
Mar. 16	@ FLA	3/29	W	65
Mar. 17	@ TB	4/30	L	59
Mar. 19	vs NSH	0/30	W	60
Mar. 23	vs BUF	2/18	W	60
Mar. 26	@ MIN	2/31	W	60
Mar. 27	@ COL	3/28	O	61
Mar. 29	vs ANA	5/21	L	60
Apr. 1	vs NYR	3/31	L	58
Apr. 5	vs LA	1/26	W	60
Apr. 7	vs ANA	3/23	L	60
Apr. 10	vs COL	DNP		
Apr. 12	@ EDM	DNP		
Apr. 13	vs CGY	DNP		

## INTERNATIONAL

World Championships: 2013 (gold), 2010 (bronze)  
 World JR Championships: 2010 (bronze), 2009 (silver)  
 World Under-18 Championships: 2008

# #27 SHAWN MATTHIAS

(SHAWN muh-TIGH-uhs)

## CAREER STATS

**MOST GOALS IN A GAME** 2

SIX TIMES—LATEST MAR. 2/14 at NYI

**MOST ASSISTS IN A GAME** 2

SEVEN TIMES—LATEST MAR. 23/14 vs BUF

**MOST POINTS IN A GAME** 3

THREE TIMES—LATEST MAR. 23/14 vs BUF, 1-2-3

**HAT TRICKS** 0

**GAME-WINNING GOALS** 4

LATEST MAR. 5/13 vs WPG

**POWER PLAY GOALS** 4

LATEST MAR. 30/13 vs NY

**SHORTHANDED GOALS** 1

MAR. 14/13 AT BOS

**OVERTIME POINTS** 0-0-0

**SHOOTOUT RECORD** 0/3

0 GDG

**PENALTY SHOT RECORD** 2/3

LATEST MAR. 14/13 vs NSH, goal (Mason)



## REGULAR SEASON

## PLAYOFFS

## MATTHIAS vs NHL

SEASON	CLUB	LEA	GP	G	A	PTS	PIM	GP	G	A	PTS	PIM
2004.05	Belleville	OHL	37	1	1	2	15	3	0	0	0	0
2005.06	Belleville	OHL	67	13	21	34	42	6	3	0	3	2
2006.07	Belleville	OHL	64	38	35	73	61	15	13	5	18	10
2007.08	Florida	NHL	4	2	0	2	2	-	-	-	-	-
	Belleville	OHL	53	32	47	79	50	1	1	0	1	0
2008.09	Florida	NHL	16	0	2	2	2	-	-	-	-	-
	Rochester	AHL	61	10	10	20	16	-	-	-	-	-
2009.10	Florida	NHL	55	7	9	16	10	-	-	-	-	-
	Rochester	AHL	27	6	7	13	12	7	2	5	7	7
2010.11	Florida	NHL	51	6	10	16	16	-	-	-	-	-
2011.12	Florida	NHL	79	10	14	24	49	7	0	1	1	6
2012.13	Florida	NHL	48	14	7	21	16	-	-	-	-	-
	EHC Linz	AUS	4	1	2	3	0	-	-	-	-	-
2013.14	Vancouver	NHL	18	3	4	7	12	-	-	-	-	-
	Florida	NHL	59	9	7	16	14	-	-	-	-	-
VANCOUVER TOTALS			18	3	4	7	12	-	-	-	-	-
NHL TOTALS			330	51	53	104	121	7	0	1	1	6

TEAM	GP	G	A	PTS	PIM
Anaheim	6	1	0	1	4
Arizona	3	0	0	0	2
Boston	17	2	2	4	4
Buffalo	14	4	4	8	13
Calgary	7	1	3	4	4
Carolina	22	6	5	11	4
Chicago	7	0	0	0	0
Colorado	7	0	0	0	6
Columbus	5	1	1	2	2
Dallas	4	0	0	0	0
Detroit	6	0	2	2	0
Edmonton	7	1	1	2	0
Florida	1	0	0	0	0
Los Angeles	5	0	2	2	0
Minnesota	7	0	0	0	2
Montreal	15	5	2	7	0
Nashville	8	0	1	1	2
New Jersey	15	4	2	6	9
NY Islanders	15	3	5	8	8
NY Rangers	21	0	4	4	2
Ottawa	16	3	2	5	6
Philadelphia	13	1	1	2	4
Pittsburgh	15	1	1	2	11
St. Louis	3	0	0	0	4
San Jose	3	1	1	2	0
Tampa Bay	23	4	4	8	2
Toronto	15	4	3	7	17
Vancouver	5	1	2	3	2
Washington	21	5	4	9	2
Winnipeg	24	3	1	4	11

**Totals** 330 51 53 104 121



## NHL FIRSTS

**First Game:** Jan. 18/08 at NJ  
**First Goal:** Jan. 19/08 at WSH  
**First Assist:** Dec. 14/08 at VAN

## STREAKS

**Goals:** 3 games Mar. 26-30/13: 5 goals  
**Points:** 4 games Mar. 5-10/13: 3-1-4

## HONOURS

OHL Third All-Star Team: 2008

## ACQUIRED

Acquired by Vancouver from Florida alongside Jacob Markström in exchange for Roberto Luongo and Steven Anthony, March 4, 2014.

## PERSONAL

Enjoys sailing in his spare time...Lists his favourite hockey moment as winning the 2008 World Junior Championships as a member of Team Canada...Has worn six different numbers in his hockey career.

## CAREER HIGHLIGHTS

**2013-14:** Played 77 games this season with the Canucks and Florida Panthers...Collected seven points (3-4-7), 20 hits and 12 blocked shots in 18 games with Vancouver...Ranked third among Canucks forwards in shorthanded TOI per game, averaging 2:04 minutes...Matched a career high, tallying three points (1-2-3), Mar. 23 vs BUF...Scored his first goal as a Canuck and had five shots on net, Mar. 14 at WSH...Recorded an assist on the game-winning goal, his first point as a Canuck, Mar. 8 vs CGY...Acquired from the Florida Panthers alongside Jacob Markström in exchange for Roberto Luongo and Steven Anthony, Mar. 4...Tied a career high in points with three (2-1-3), Mar. 2 at NYL...Recorded his first multi-point game of the season, collecting two assists, Dec. 7 at DET...Scored his first goal of the season, Oct. 27 vs TB...Notched his first point of the season with the Panthers, Oct. 11 vs PIT. **2012-13:** Completed his sixth NHL season, all with Florida...Had two-game assist streak (0-2-2), Apr. 18-20...Posted two assists, Apr. 6 vs WSH...Became first Panther since Pavel Bure (15 in March of 2000) to score 11+ goals in one month...Scored two goals in two consecutive games, Mar. 28-Mar. 30...Three-game goal streak (five goals in three games, Mar. 26-30)...Recorded fourth multi-goal game of career with two goals, Mar. 28 vs BUF...Scored first power play goal of the season, Mar. 19...Had career-high four-game points streak (3-1-4), Mar. 5-10...Recorded a goal, Mar. 8 vs WPG...Scored game-winning goal, Mar. 5 vs WPG...Recorded a goal, Mar. 2 at CAR...Registered a goal and an assist, Feb. 16 vs TB...Recorded a goal, Feb. 12 vs WSH...Recorded first goal of season, Feb. 3 at BUF. **2011-12:** Completed his fifth NHL season, fifth with Florida...Skated in 200th NHL game and won 12 of 15 faceoffs, Mar. 27 at MTL...Matched career high with five shots, Mar. 8 at PHL...Recorded an assist, Mar. 4 vs OTT...Registered two assists to set new career high (11), Feb. 9 vs LA...Had a goal, Feb. 1 vs WSH...Set new career highs in goals (8) and points (17) with game-tying goal, Jan. 16 vs BOS...Recorded goal, Dec. 31 vs MTL...Matched career high with five shots, Dec. 30 vs NYR...Season-high two assists and five shots, Dec. 16 vs CGY...Had two goals and +2 rating, Nov. 29 at CAR...Goal in a season-high 16:16 TOI Nov. 26 at TB...Registered first fight of the season, Nov. 21 vs NJL...Won five of seven faceoffs, Nov. 10 at WPG...Had two points (1-1-2), Nov. 8 at TOR...Won five of 10 faceoffs and +1 rating, Nov. 6 vs TB...Career-high five shots, Oct. 31 vs WPG...Returned from illness and set a career high with three points (1-2-3) in H4:1 TOI, Oct. 22 vs NYL...Appeared in all seven playoff games...Recorded his first career playoff point (assist), Apr. 21 vs NJL...Made his NHL playoff debut, Apr. 13 vs NJ. **2010-11:** Completed his fourth NHL season, fourth with Florida...Tallied a career-high 10 assists, totaling 16 points in 51 games...Won six of seven faceoffs, Mar. 23 at CHL...Returned to action Mar. 22, at NYR after missing 23 games with a broken ankle...Recorded points in three straight games (1-2-3) from, Jan. 21-25...Had a three-game point streak (1-3-4), Dec. 15-20...Tallied a pair of assists, Dec. 17 vs BUF...Recorded goal and assist, Nov. 10 vs TOR...Recorded an assist and a +3 rating, Oct. 16 vs TB...Scored his first goal of the season, Oct. 14, at CGY. **2009-10:** Completed his third NHL season, third with Florida...Scored a career-high seven goals and 16 points...Posted points in consecutive games (4/3-8, 1-2-3)...Netted game-tying goal and assisted on GWG, Mar. 13 at SJ...Recorded second two-goal game of career (one penalty shot, one GWG), Jan. 26 vs MTL...Recalled from Rochester (AHL) for final time, Jan. 13...Registered 13 points (6-7-13) along with 12 PIM in 27 games with Rochester...Scored first goal of the season, Oct. 9, at CAR. **2008-09:** Completed his second NHL season, second with Florida...Assisted on two goals in 16 NHL games with the Panthers...Received four NHL recalls...Totalled 20 points (10-10-20) and 16 PIM in 61 games in his rookie season with the Amers...Registered an assist in his first game back in the lineup vs Manitoba, Mar. 18 after missing five games with an injury (Mar. 7-15)...Notched two points (1-1-2) and was +2, Feb. 27 at Hamilton...Had a four-game point streak (2/8-13, 2-2-4)...Notched three points (2-1-3), Jan. 11 vs Hamilton...Received his first NHL recall of the season, Oct. 30 and played that night for the Panthers...Scored his first goal as an Amerk, his first of the season, against Quad City, Oct. 24...Made his Amers debut, Oct. 10 vs Syracuse. **2007-08:** Completed his first NHL season, first with Florida...Scored the first two goals of his NHL career, Jan. 19 vs WSH...Made his NHL debut, Jan. 18 at NJL...Scored a goal at the 2008 OHL All-Star Game as a member of the East...Completed his fourth season with Belleville, recording an OHL career best 79 points (32-47-79) and a +21 rating in only 53 games to finish third on the team...Led the team, averaging 149 points per game. **2006-07:** Tallied an OHL career-best 38 regular season goals and 13 postseason goals for 73 points and 18 points, respectively...Finished third on the team in scoring after notching 73 points (38-35-73) and a +11 rating...Finished second on the team in postseason scoring with 18 points (13-5-18)...Was one of four players to average a point per game...Finished 19th among the OHL's top scorers. **2005-06:** Racked up 34 points (13-21-34) and 42 PIM in his second season with Belleville. **2004-05:** Had two points (1-1-2) and 15 PIM in his rookie season with Belleville.

## INTERNATIONAL

World Junior Championships: 2008 (gold)  
 World U18 Championships: 2006

## 2013-14 GAME BY GAME

Oct. 3	@ DAL	0-0	2/0	14:35
Oct. 5	@ STL	0-0	1/-2	14:14
Oct. 8	@ PHI	0-0	2/0	11:51
Oct. 10	@ TB	0-0	1/0	14:28
Oct. 11	vs PIT	0-1	1/1	11:28
Oct. 13	vs LA	0-0	0/0	11:55
Oct. 15	@ NSH	0-1	1/1	16:22
Oct. 17	vs BOS	0-0	3/1	10:11
Oct. 19	vs MIN	0-0	1/0	11:05
Oct. 22	vs CHI	0-0	2/-1	14:11
Oct. 25	vs BUF	0-0	1/0	13:44
Oct. 27	vs TB	1-0	2/0	17:05
Nov. 1	vs STL	0-0	4/0	14:58
Nov. 2	@ WSH	0-0	2/0	16:41
Nov. 5	vs EDM	0-0	1/-1	16:47
Nov. 7	@ BOS	0-0	0/-2	16:02
Nov. 9	@ OTT	0-0	2/-1	7:53
Nov. 10	@ NYR	0-0	1/0	11:01
Nov. 12	vs ANA	1-0	2/0	8:52
Nov. 15	@ MIN	0-0	1/-1	9:57
Nov. 16	@ COL	0-0	2/0	9:29
Nov. 19	@ VAN	1-0	2/1	9:48
Nov. 21	@ EDM	0-0	5/0	18:29
Nov. 22	@ CGY	0-0	2/1	13:06
Nov. 23	vs PHI	0-0	1/1	9:46
Nov. 27	vs NYR	0-0	1/0	8:51
Nov. 30	vs PIT	0-0	2/-2	12:16
Dec. 3	vs OTT	0-0	0/0	11:07
Dec. 5	vs WPG	0-0	1/0	9:34
Dec. 7	@ DET	0-2	2/-2	13:06
Dec. 8	@ CHI	0-0	2/1	6:46
Dec. 10	vs DET	0-0	1/0	10:55
Dec. 13	vs WSH	0-0	3/0	11:14
Dec. 15	@ MTL	0-0	2/0	17:17
Dec. 17	vs TOR	0-0	2/0	12:48
Dec. 19	@ OTT	0-1	1/1	11:52
Dec. 20	@ WPG	1-0	1/0	10:16
Dec. 23	vs TB	0-0	2/-1	13:32
Dec. 28	vs DET	0-0	3/0	14:06
Dec. 29	vs MTL	0-0	2/1	13:57
Dec. 31	vs NYR	0-0	1/-1	9:33
Jan. 4	vs NSH	0-0	0/0	9:37
Jan. 6	@ MTL	0-0	0/0	7:48
Jan. 9	@ BUF	DND		
Jan. 11	@ NJ	0-0	0/0	10:25
Jan. 14	@ NYI	0-0	1/1	11:20
Jan. 16	vs SJ	0-0	0/0	10:58
Jan. 18	@ CAR	0-0	0/0	10:00
Jan. 20	@ PIT	1-0	2/1	10:01
Jan. 21	@ BUF	0-0	2/0	12:33
Jan. 24	vs COL	0-0	1/-1	11:31
Jan. 26	@ DET	0-0	1/0	16:20
Jan. 28	@ BOS	DND		
Feb. 1	@ TOR	0-0	2/0	9:56
Feb. 10	@ CBJ	0-0	2/-1	11:51
Feb. 14	@ TOR	1-0	2/2	12:20
Feb. 6	vs DET	0-0	1/-1	11:21
Feb. 7	@ CAR	0-0	2/-1	15:46
Feb. 27	vs WSH	0-0	0/-2	8:03
Mar. 1	@ CBJ	1-1	1/2	13:27
Mar. 2	@ NYI	2-1	4/3	12:09

## NHL MILESTONES

**100th NHL Game:** Dec. 9/10 at WSH  
**300th NHL Game:** Jan. 18/14 at CAR

**100th NHL Point:** Mar. 23/14 vs BUF

# #30 RYAN MILLER

(RIGH-uhn MIH-luhr)

## CAREER STATS

**MOST SHOTS FACED 50**

DEC. 29/13 vs WSH

**MOST SAVES IN A GAME 49**

DEC. 29/13 vs WSH

**SHOOTOUT RECORD 50-30**

**PENALTY SHOT RECORD 14/16**

LATEST OCT. 2/13 at DET, save (Emmerton)



## REGULAR SEASON

## PLAYOFFS

SEASON	CLUB	LEA	GPI	W	L	T/OT	MIN	GA	SO	GAA	PCT	GPI	W	L	MIN	GA	SO	GAA	
1997.98	Sault St. Marie	NAJHL	31	21	14	0	2113	82	3	2.33	–	2	0	2	158	7	0	2.66	
1998.99	Sault St. Marie	NAJHL	47	31	14	1	2711	104	8	2.30	–	4	2	2	218	10	1	2.76	
1999.00	Michigan State	NCAA	26	16	5	3	1525	39	8	1.53	–	–	–	–	–	–	–	–	
2000.01	Michigan State	NCAA	40	31	5	4	2447	54	10	1.32	–	–	–	–	–	–	–	–	
2001.02	Michigan State	NCAA	40	26	9	5	2411	71	8	1.77	–	–	–	–	–	–	–	–	
2002.03	Buffalo	NHL	15	6	8	1	912	40	1	2.63	.902	–	–	–	–	–	–	–	
	Rochester	AHL	47	23	18	5	2817	110	2	2.34	.920	3	1	2	190	13	0	4.11	
2003.04	Buffalo	NHL	3	0	3	0	178	15	0	5.06	.795	–	–	–	–	–	–	–	
	Rochester	AHL	60	27	25	7	3579	132	5	2.21	.925	14	7	7	857	26	2	1.82	
2004.05	Rochester	AHL	63	41	17	4	3741	153	8	2.45	.922	9	5	4	547	24	0	2.63	
2005.06	Buffalo	NHL	48	30	14	3	2862	124	1	2.60	.914	18	11	7	1123	48	1	2.56	
2006.07	Buffalo	NHL	63	40	16	6	3692	168	2	2.73	.911	16	9	7	1029	38	0	2.22	
2007.08	Buffalo	NHL	76	36	27	10	4474	197	3	2.64	.906	–	–	–	–	–	–	–	
2008.09	Buffalo	NHL	59	34	18	6	3443	145	5	2.53	.918	–	–	–	–	–	–	–	
2009.10	Buffalo	NHL	69	41	18	8	4047	150	5	2.22	.929	6	2	4	384	15	0	2.34	
2010.11	Buffalo	NHL	66	34	22	8	3829	165	5	2.59	.916	7	3	4	410	20	2	2.93	
2011.12	Buffalo	NHL	61	31	21	7	3536	150	6	2.55	.916	–	–	–	–	–	–	–	
2012.13	Buffalo	NHL	40	17	17	5	2302	108	0	2.81	.915	–	–	–	–	–	–	–	
2013.14	Buffalo	NHL	40	15	22	3	2384	108	0	2.72	.923	–	–	–	–	–	–	–	
	St. Louis	NHL	19	10	8	1	1117	46	1	2.47	.903	6	2	4	422	19	0	2.70	
NHL TOTALS				559	294	194	58	32777	1416	29	2.59	.915	53	27	26	3368	140	3	2.49

## NHL FIRSTS

**First Game:** Nov. 19/02 at NJD  
**First Win:** Nov. 22/02 vs CBJ  
**First Shutout:** Jan. 14/03 at MIN

## STREAKS

**Longest Undefeated Streak:** 14 games Apr. 8/06–Nov. 2/06 (13-0-1)  
**Longest Winning Streak:** 4 games Twice (latest Feb. 2–Mar. 30/11)  
**Longest Shutout Sequence:** 107:39 Oct. 27–Nov. 4/11  
**Consecutive Starts:** 34 games Jan. 24/08–Apr. 3/08

## HONOURS

CCHA MVP: 2002/2001 NHL Foundation Player Award: 2010  
 AHL First Team All-Star: 2005 NHL First All-Star Team: 2010  
 NHL All-Star: 2007 Vezina Trophy: 2010  
 Hobey Baker Award: 2001

## ACQUIRED

Signed as a free agent by Vancouver on July 1, 2014.

## PERSONAL

Miller's off-ice work includes a personal commitment to The Steadfast Foundation, a non-profit organization founded in 2006 alongside his father Dean, dedicated to providing support and resources to cancer patients, particularly childhood leukemia...Three of his cousins (Kip, Kevin and Kelly) played in the league while Miller's younger brother Drew currently plays for the Detroit Red Wings...Favourite sport besides hockey is golf...Favourite kind of music is rock and modern rock...Favourite TV show is *Anger Management*...Favourite place to travel is Rome.

## CAREER HIGHLIGHTS

**2013-14:** Appeared in 59 games, posting a record of 25-30-4, a 2.64 GAA and a .918 save percentage...Split the season between St. Louis (10-8-1 in 19 GP) and Buffalo (15-22-3 in 40 GP)...Posted first SO as a Blue, making 31 saves, Apr. 1 vs PHL...Made 37 saves on Apr. 11 at DAL, his most as a Blue...Became first Blues goalie to win each of first four starts since Brian Elliott in 2011-12...Traded to St. Louis by Buffalo with Steve Ott for Jaroslav Halak, Chris Stewart, William Carrier, a first-round pick in the 2015 NHL Draft, and a conditional draft pick, Feb. 28...Won his sole start for the United States, a 5-1 win over Slovenia, improving to 6-1 in seven Olympic Games with a .945 save percentage and a 1.30 GAA...His six wins for the United States rank him second in the nation's Olympic history behind Jack McCartan (7)...Finished with 36 saves and chipped-in two assists, Feb. 25 vs CAR...Boasted a save percentage of .950 over 10 games, Dec. 10-Jan. 12, the best of any 10-game stretch in his career...Earned NHL second-star honors for the week ending Dec. 29...Made a career-high 49 saves in a 2-1 shootout victory, improving to 3-0 in games in which he has faced 50 or more shots, Dec. 29 vs WSH...Logged a career-high 100 minutes in Game 1 of the WCQ, Apr. 17 vs CHI...Allowed just one goal on 25 shots, his 12th career playoff game allowing one goal or less, Apr. 21 vs CHI...**2012-13:** Tied for first among NHL goaltenders with 1,270 shots against and 1,162 saves, and ranked eighth with 2,302 minutes played and 40 games played...Appeared in his 500th NHL game, Apr. 26 vs NYI, becoming the 62nd goaltender in NHL history to play in at least 500 career games and only the 20th to do so with one team; he was the 12th goaltender ever to play his first 500 NHL games with the same team...Led all NHL netminders with five wins when facing at least 40 shots...Earned his 43rd career shootout win to move into second place for career shootout wins by a goaltender (Henrik Lundqvist: 45), Apr. 26 vs NYL...Broke Dominik Hasek's franchise record for most saves as a member of the Sabres (13,308), Apr. 5 vs OTT...Surpassed Hasek's franchise record 491 games played for the Sabres with his 492nd appearance, Apr. 2 at PIT...Improved to 13-for-15 on penalty shots in his career with an unsuccessful attempt by John Tavares, Feb. 9 at NYL...**2011-12:** Became just the sixth goalie in NHL history to record 30 or more wins in seven straight seasons...Set a career high with six shutouts...Posted a 19-6-3 record after the All-Star break, including a record of 15-4-3 over his last 22 games...Named NHL's Third Star for the month of March...Logged the second-longest shutout streak of his career (155:37), Feb. 29-Mar. 3...Set franchise record for most saves in a shutout, with 43 saves, Feb. 29 at ANA...Posted shutouts in consecutive games, Feb. 29 at ANA and Mar. 1 at SJ...Passed Dominik Hasek for the most wins in franchise history with his 235th career win, Feb. 4 at NYL...Played his 400th career game, Oct. 7 vs ANA...**2010-11:** Tied career high with five shutouts for third consecutive season; passed Martin Biron for second all-time by a Sabres goaltender (22)...Named NHL's First Star of the Week for week ending Mar. 27 with a 3-0-0 record, including two shutouts, a 0.67 GAA and a .976 SV%...Made 36 saves, earning a shutout, Jan. 6 at SJ...Picked up 200th career win, Dec. 28 vs EDM...Recorded consecutive shutouts, Dec. 3 vs CBJ and Dec. 4 at OTT; career-best shutout streak of 161:35...Became the third goaltender in franchise history to post two shutouts in one series, joining Bob Sauve (1983 vs MTL) and Dominik Hasek (1994 vs NJD); also joined the same duo as the only players to record two shutouts in one playoff year: Sauve (1980, 1983); Hasek (1994, 1999)...**2009-10:** Awarded Vezina Trophy as NHL's best goaltender; Miller was named on 28 of 30 ballots, including 23 first-place selections...Named to NHL's First All-Star Team...Finished 4th in voting for Hart Trophy (MVP)...Received NHL's Foundation Award for Outstanding Charitable and Community Work...Set franchise single-season record for wins (41)...Set new career bests in both GAA (2.22) and SV% (.929)...Won 30 games for the fifth-straight season...Led Team USA to a silver medal at the 2010 Winter Olympics; named tournament MVP, Olympic All-Star and Best Goalie by tournament directorate...Posted Olympic-best 5-1 record, with a U.S. Men's Olympic team record 1.35 GAA...Played in 300th career NHL game, Jan. 6 vs TB...

## 2013-14 GAME BY GAME

Oct. 2	@ DET	2/34	L	59
Oct. 4	vs OTT	1/46	L	59
Oct. 5	@ PIT		DND	
Oct. 8	vs TB		DND	
Oct. 10	vs CBJ	4/33	L	60
Oct. 12	@ CHI	2/40	L	59
Oct. 14	vs MIN		DND	
Oct. 15	@ NYI	3/44	W	65
Oct. 17	vs VAN	3/34	L	60
Oct. 19	vs COL	4/26	L	60
Oct. 23	vs BOS	5/34	L	60
Oct. 25	@ FLA		DND	
Oct. 26	@ TB	3/39	L	59
Oct. 28	vs DAL	4/29	L	59
Oct. 31	@ NYR	2/46	L	58
Nov. 2	vs ANA		DND	
Nov. 5	@ SJ	4/51	W	65
Nov. 7	@ LA		DND	
Nov. 8	@ ANA	6/34	L	40
Nov. 12	vs LA	2/45	W	65
Nov. 15	vs TOR	1/33	W	60
Nov. 16	@ TOR		DND	
Nov. 19	vs STL	4/31	L	60
Nov. 21	@ PHI	3/45	L	59
Nov. 24	vs DET	2/33	L	59
Nov. 27	vs MTL	3/31	L	58
Nov. 29	vs TOR	2/24	W	61
Nov. 30	@ NJ		DND	
Dec. 5	vs NYR	3/31	L	58
Dec. 7	@ MTL		DND	
Dec. 10	vs OTT	1/36	W	65
Dec. 12	@ OTT	2/52	L	59
Dec. 14	vs CGY	DND		
Dec. 17	vs WPG	2/27	W	60
Dec. 19	vs BOS	2/36	W	60
Dec. 21	@ BOS		DND	
Dec. 23	vs PHX	1/37	W	64
Dec. 27	@ TOR	3/42	O	64
Dec. 29	vs WSH	1/50	W	65
Dec. 31	@ WPG		DND	
Jan. 2	@ MIN	3/31	L	59
Jan. 4	vs NJ	1/22	W	60
Jan. 9	vs FLA		DND	
Jan. 12	@ WSH	1/29	W	60
Jan. 14	vs PHI		DND	
Jan. 15	@ TOR	3/35	O	65
Jan. 18	vs CBJ	3/39	L	60
Jan. 21	vs FLA	4/22	L	59
Jan. 23	vs CAR		DND	
Jan. 25	@ CBJ	2/38	W	60
Jan. 27	@ PIT	2/33	L	58
Jan. 28	vs WSH		DND	
Jan. 30	@ PHX	2/40	W	60
Feb. 1	@ COL	5/27	L	60
Feb. 3	vs EDM		DND	
Feb. 5	vs PIT	5/34	L	60
Feb. 6	@ OTT		DND	
Feb. 25	vs CAR	2/38	W	60
Feb. 26	vs BOS	2/35	W	DND
Mar. 2	@ PHX	2/28	W	60
Mar. 4	vs TB	2/17	W	60
Mar. 6	@ NSH	1/21	W	60
Mar. 8	@ COL	1/27	W	60
Mar. 9	@ MIN		DND	
Mar. 11	vs DAL	3/20	O	64
Mar. 13	vs EDM	2/25	W	60
Mar. 15	@ NSH	1/31	W	60
Mar. 17	vs WPG	1/17	W	60
Mar. 19	@ CHI	4/27	L	48
Mar. 22	@ PHI	3/18	L	60
Mar. 23	@ PIT		DND	
Mar. 25	@ TOR	3/25	W	60
Mar. 27	vs MIN	1/28	W	59
Mar. 29	vs DAL	4/27	L	59
Apr. 1	vs PHI	0/31	W	65
Apr. 3	vs BUF		DND	
Apr. 5	vs COL	4/29	DND	60
Apr. 6	@ CHI		DND	
Apr. 8	vs WSH	4/22	L	59
Apr. 10	@ MIN	4/13	L	43
Apr. 11	@ DAL	3/40	L	60
Apr. 13	vs DET	3/21	L	60

## NHL MILESTONES

**100th NHL Win:** Feb. 10/08 vs FLA (5-3)

**200th NHL Win:** Dec. 29/10 vs EDM (4-2)

**100th NHL Game:** Jan. 15/07 vs @ BOS (3-2 L)

**500th NHL Game:** Apr. 26/13 vs NYI (2-1 W)

Started season 8-0-1, including eight straight wins from Oct. 8-30...Set single-game highs in shots faced (50) and saves (48) in 3-2 win, Jan. 8 over TOR...Posted second longest shutout streak of his career (148:31) from Nov. 28-Dec. 3...Passed Don Edwards for second-most career wins by a Sabres goaltender (187); now trails only Dominik Hasek...Went 2-4 with 2.34 GAA and career-best .926 SV%...Stopped 72 of 74 shots in two wins (973). **2008.09:** Named NHL Third Star of the Month for January after posting a 9-3-0 record with a 2.30 GAA, .932 save percentage and one shutout...Won 30 games for the fourth-straight season...Set new career best with 2.53 GAA, .918 save percentage and five shutouts...Finished season third in franchise history with 146 career victories, behind only Dominik Hasek (234) and Don Edwards (156)...8-2 record with 31 saves on 40 attempts (775) in shutouts...Posted a 157:13 shutout streak with consecutive shutouts, Jan. 31 at PHX and Feb. 4 vs TOR. **2007.08:** Set a franchise record and career high with 76 games played and 4474 minutes played...Tied with Miikka Kiprusoff for third in the league in games played and was third overall in minutes played...His 36 victories ranked him sixth best in the NHL...Finished third in the league with 1,907 saves on the season, a career high...Won a season high six games in a row, Dec. 12 vs NYI-Dec. 22 at PHI...Allowed only 15 goals during win streak and made a season-high 42 saves, Dec. 19 at NYI...Earned his first shutout and first victory of the year with a 20-save performance, Oct. 11 vs ATL...His 35-save shutout set a career high for shutouts in a season (3) and was a career high for saves made in a shutout, Feb. 13 vs TOR. **2006.07:** Set a new Sabres record with 40 wins, while playing in a career-high 63 games...Voted in as Eastern Conference starter for All-Star Game...Played in a career-high 13 straight games, Feb. 10-Mar. 13...Made 29 saves to earn third career shutout in 3-0 win, Oct. 26 at NYI...First 41 games of the season 21-7-2 with 2.67 GAA in 31 games...Preseason: 2-1, with 2.59 GAA and .881 save percentage...2007 Playoffs: Posted a 9-7 record with 2.22 GAA and .922 save percentage while starting all 16 games...Ranks second on franchise's all-time list in playoff wins (20), goalie games (34), and goalie minutes (2,152)...Posted a 4-1 record in five games vs NYI...Made 30 saves in Game 5, Apr. 20 vs NYI...Finished series with 2.21 GAA and .918 save percentage...Went 4-2 vs NYR...Made a playoff career-high 44 saves in Game 3, Apr. 29 vs NYR...Stopped 22 of 23 shots in Game 5, May 4 vs NYR. **2006.06:** Registered a 30-14-3 record in 48 games...Finished with a 2.60 GAA...Named NHL Defensive Player of the Week twice, Dec. 25 and Feb. 5...Earned second career shutout, making 31 saves in 6-0 win, Apr. 16 vs TOR...Stopped a career high 45 shots in 4-2 loss, Mar. 18 at OTT...Made 27 saves and picked up an assist in 3-1 win, Mar. 16 vs TOR...Returned to action, Dec. 19 at PHI, making 33 saves in a 2-1 shutout win...Activated from IR, and sent to Rochester on conditioning assignment, Dec. 9...2006 Playoffs: Finished with a record of 11-7, 2.56 GAA and .908 SV% in 18 games...Stopped 25 shots in 2-1 OT win, May 30 vs CAR...Made 24 saves in 4-3 win, May 24 vs CAR...Made 29 saves including 16 in 3rd period, May 20 at CAR...Stopped 34 shots in series-clinching win, May 13 at OTT...Made 43 saves in a 2-1 win, May 8 at OTT...Stopped 21 shots in series-clinching 7-1 win, May 2 at PHI...Earned first career playoff shutout by making 24 saves in 3-0 win, Apr. 30 vs PHI. **2004.05:** Was awarded the Aldege "Baz" Bastien Award as the AHL's top goaltender...Was named an AHL First Team All-Star...Set the Amerks' all-time single season shutout mark with eight...Appeared in 63 regular season games, compiling a record of 41-17-4 and a 2.45 GAA...Led the AHL in victories (41) and saves (1,814), while ranking second in shutouts (8) and minutes played (3,738)...Became the AHL's first 40-game winner in four decades, since Gerry Cheevers in 1964-65...Claimed Top Goaltender honors in the All-Star Skills Competition for the second consecutive year and earned the win in net for Planet USA at the 2005 All-Star Classic in Manchester, N.H. **2003.04:** Appeared in three games with Sabres, starting season opener, Oct. 9 at PHI and home opener, Oct. 11 vs NYI...Recorded career-high five shutouts in regular season with Rochester Americans...Recorded assist on power-play goal, Mar. 13 at Hamilton...2004 Playoffs: Won fifth straight outing with 27 saves, May 9 vs Hamilton...Made 33 saves in game seven overtime win over Syracuse May 1...Kicked out 30 shots for a shutout, Apr. 17 at Syracuse. **2002.03:** Appeared in four games for Team USA at 2003 World Championships...Made 64 saves and posted 2.49 GAA...Recorded wins over Slovenia and Belarus...Named to Young Stars Game at NHL All-Star Game in Florida, Feb. 1...Recorded first NHL shutout with 22 saves in 1-0 win, Jan. 14 at MIN...Made 17 saves to win first career NHL game in 5-4 victory, Nov. 22 vs CBJ...Started first NHL game, making 21 saves in OT loss, Nov. 19 at NJ...Recalled from Rochester, Nov. 18...Named Amerks' Rookie of the Year...Ended rookie season with 23-18-5 record and 2.34 GAA...Finished fifth in the AHL in GAA...Recorded first professional playoff win, Apr. 12 in Rochester...Won five of last six games to help Rochester make playoffs...Had nine-game unbeaten streak (Nov. 29 to Dec. 22-8-0-1) after six-game win streak, Nov. 29-Dec. 13. **2001.02:** Led all goaltenders with .949 save percentage and was second with 1.76 GAA at 2002 World Championships...Finished collegiate career 73-18-12 with NCAA-record 26 shutouts...Went 26-9-5 with eight shutouts, 1.77 GAA and .936 SV% in junior season...Hobey Baker Memorial Award finalist...Named CCHA Best Goaltender for third-straight season and won league's Most Valuable Player for second year in a row...MSU's Most Valuable Player for second consecutive season...Ranked first nationally in victories and shutouts, third in save percentage and fourth in GAA and minutes played at end of junior season...Ended Michigan State career ranked fourth in wins (73), fifth in games played (106) and first in GAA (1.54), SV% (.941) and shutouts (26). **2000.01:** Won the 2001 Hobey Baker Award, given to college hockey's top player...Became the second goaltender to receive the Hobey Baker (Minnesota's Robb Stauber in 1988 was first)...USA Hockey College Player of the Year...Tabbed College Hockey Player of the Year by The Hockey News...Honored as Spartan hockey's Most Valuable Player and won the George Alderton Award for MSU male athlete of the year...Led the nation in save percentage, GAA, wins, winning percentage and shutouts...Became the NCAA's career shutout leader when he backstopped the Spartans to a 3-0 win over Alaska Fairbanks (2/10)...His 10 shutouts were second-best single season effort in NCAA history...Set NCAA single-season record with .950 save percentage while 1.31 GAA was third-best in NCAA history. **1999.00:** Second-team All-CCHA and CCHA All-Rookie Team selection...Posted eight shutouts-the most in a season by a goaltender in CCHA or WCHA history.

## INTERNATIONAL

Olympics: 2014, 2010 (Silver)  
World Championships: 2001, 2002, 2003



## MILLER vs NHL

TEAM	GPI	MINS	GA	SOG	SO	W	L	OT	WIN%	GAA	SV%
Anaheim	6	328	14	182	1	3	3	0	.500	2.56	.923
Arizona	7	426	9	214	1	7	0	0	1.000	1.27	.958
Boston	42	2532	108	1329	1	26	9	7	.702	2.56	.919
Calgary	4	248	13	127	0	2	2	0	.500	3.15	.898
Carolina	26	1529	68	787	0	13	9	4	.577	2.67	.914
Chicago	5	285	12	159	0	2	3	0	.400	2.53	.925
Colorado	8	471	26	243	0	1	4	3	.313	3.31	.893
Columbus	9	468	19	223	1	3	3	1	.500	2.44	.915
Dallas	8	490	24	223	0	4	3	1	.563	2.94	.892
Detroit	13	747	42	409	0	2	9	2	.231	3.37	.897
Edmonton	7	420	12	200	0	7	0	0	1.000	1.71	.940
Florida	26	1539	64	749	2	14	10	2	.577	2.50	.915
Los Angeles	8	469	18	276	1	5	1	1	.786	2.30	.935
Minnesota	7	390	16	174	1	4	3	0	.571	2.46	.908
Montreal	42	2525	99	1271	3	25	11	6	.667	2.35	.922
NY Islanders	28	1624	81	851	2	16	9	2	.630	2.99	.905
NY Rangers	26	1481	58	761	1	13	7	5	.620	2.35	.924
Nashville	8	470	17	217	1	5	2	1	.688	2.17	.922
New Jersey	28	1640	59	806	2	12	11	5	.518	2.16	.927
Ottawa	40	2351	102	1287	1	16	19	4	.462	2.60	.921
Philadelphia	31	1733	86	892	1	14	13	2	.517	2.98	.904
Pittsburgh	25	1425	78	701	0	7	13	3	.370	3.28	.889
San Jose	9	553	20	296	2	7	1	1	.833	2.17	.932
St. Louis	5	298	16	145	0	1	4	0	.200	3.22	.890
Tampa Bay	29	1745	77	839	0	20	9	0	.690	2.65	.908
Toronto	50	2964	122	1546	4	32	15	3	.670	2.47	.921
Vancouver	7	427	20	212	0	4	3	0	.571	2.81	.906
Washington	28	1629	68	819	3	15	12	0	.556	2.50	.917
Winnipeg	27	1569	68	753	1	14	6	5	.660	2.60	.910
<b>Totals</b>	<b>559</b>	<b>32775</b>	<b>1416</b>	<b>16691</b>	<b>29</b>	<b>294</b>	<b>194</b>	<b>58</b>	<b>.592</b>	<b>2.59</b>	<b>0.915</b>

(BRAD RIH-churd-suhn)

**MOST GOALS IN A GAME** **3**

OCT. 23/10 at COL

## DEC. 19/06 at EDM

## TWICE—OCT. 23/10 at COL: 3-0-3

## OCT. 23/10 at COL

## LATEST APR. 5/14 vs 1A

## SUMMARY REPORT



REGULAR SEASON								PLAYOFFS				RICHARDSON vs NHL						
SEASON	CLUB	LEA	GP	G	A	PTS	PIM	GP	G	A	PTS	PIM	TEAM	GP	G	A	PTS	PIM
2001.02	Owen Sound	OHL	58	12	21	33	20	-	-	-	-	-	Anaheim	29	3	4	7	32
2002.03	Owen Sound	OHL	67	27	40	67	54	4	1	1	2	10	Arizona	34	5	9	16	
2003.04	Owen Sound	OHL	15	7	9	16	4	-	-	-	-	-	Boston	7	1	4	5	2
2004.05	Owen Sound	OHL	68	41	56	97	60	8	6	4	10	8	Buffalo	7	3	1	4	4
2005.06	Colorado	NHL	41	3	10	13	12	9	1	0	1	6	Calgary	29	2	5	7	26
	Lowell Lock	AHL	29	4	13	17	20	-	-	-	-	-	Carolina	6	0	0	0	6
2006.07	Colorado	NHL	73	14	8	22	28	-	-	-	-	-	Chicago	22	2	3	5	8
	Albany	AHL	3	0	1	1	2	-	-	-	-	-	Colorado	17	5	2	7	10
2007.08	Colorado	NHL	22	2	3	5	8	-	-	-	-	-	Columbus	19	3	3	6	6
	Lake Erie	AHL	38	14	26	40	18	-	-	-	-	-	Dallas	28	3	3	6	20
2008.09	Los Angeles	NHL	31	0	5	5	11	-	-	-	-	-	Detroit	22	3	2	5	6
	Manchester	AHL	3	1	2	3	0	-	-	-	-	-	Edmonton	36	4	8	12	4
2009.10	Los Angeles	NHL	81	11	16	27	37	6	1	1	2	2	Florida	5	0	1	1	0
	Los Angeles	NHL	68	7	12	19	47	6	2	3	5	2	Los Angeles	10	1	0	1	6
2010.11	Los Angeles	NHL	59	5	3	8	30	13	1	0	1	4	Minnesota	29	7	7	14	6
2011.12	Los Angeles	NHL	16	1	5	6	10	11	0	1	1	0	Montreal	8	0	1	1	2
2012.13	Los Angeles	NHL	16	1	5	6	10	11	0	1	1	0	Nashville	18	1	1	2	4
2013.14	Vancouver	NHL	73	11	12	23	39	-	-	-	-	-	New Jersey	7	0	1	1	2
VANCOUVER TOTALS			73	11	12	23	39	-	-	-	-	-	NY Islanders	7	2	1	3	2
NHL TOTALS			464	54	74	128	222	45	5	5	10	14	NY Rangers	6	0	2	2	2
													Ottawa	7	2	1	3	6
													Philadelphia	8	0	0	0	0
													Pittsburgh	4	1	0	1	0
													St. Louis	23	1	4	5	7
													San Jose	31	1	7	8	30
													Tampa Bay	4	1	0	1	0
													Toronto	7	0	3	3	0
													Vancouver	23	3	4	7	6
													Washington	5	0	1	1	0
													Winnipeg	6	1	0	1	9
													Totals	464	54	74	128	222

## NHL FIRSTS

**First Game:** Nov. 27/05 vs VAN  
**First Goal:** Jan. 28/06 vs VAN  
**First Assist:** Jan. 9/06 vs STL

## STREAKS

**Goals:** 3 games Dec. 1-5/09: 3 goals  
**Points:** 3 games Twice (latest Dec. 31/09-Jan. 4/10: 1-2-3)

## HONOURS

Owen Sound's Team MVP: 2005, 2003, 2002  
 OHL Third Team All-Star: 2005  
 Owen Sound Rookie of the Year: 2002

## ACQUIRED

Signed as a free agent by Vancouver July 5, 2013.

## PERSONAL

Nickname is Richie. Favourite movie is *Dumb & Dumber*. Favourite Magazine to read is *Men's Journal*. Favourite sport other than hockey is golf. Favourite pro athlete is Tiger Woods. Favourite hockey player growing up was Wayne Gretzky. Favourite food is sushi. Favourite vacation spot is the Bahamas. First job was as a pool boy. If not a hockey player he would be a golfer. Loves water sports.

## CAREER HIGHLIGHTS

**2013.14:** Appeared in 73 games in his first season with the Canucks, collecting 23 points (11-12-23), 63 hits and 52 blocked shots. Ranked third among Canucks with 533 faceoff wins. Scored his second game-winning goal of the season and had a season high six shots, Apr. 5 vs LA. Notched one goal, recorded two hits and won 10 faceoffs, Mar. 29 vs ANA. Finished +4 with two points (1-1-2), Mar. 23 vs BUF. Recorded his first power play goal as a Canuck and second of his career, Dec. 22 vs WPG. Collected two points (0-2-2), winning 13 face-offs, Dec. 14 vs BOS. Posted his first multi-point game of the season, recording two assists, Nov. 2 vs TOR. Scored the game-winning goal in overtime, Oct. 22 at NYL. Appeared in his 400th career game, recording a goal and finishing +2, Oct. 19 at PIT. Recorded his second short-handed goal of the season, Oct. 17 at BUF. Scored his first goal as a Canuck, shorthanded, and finished 4-1 (80%) in the faceoff circle, Oct. 5 vs EDM. **2012.13:** Appeared in 16 games with Los Angeles, registering six points (1-5-6) and 10 penalty minutes. Recorded two assists, was +2 and finished 8-4 in the face-off circle, Apr. 27 vs SJ. Collected an assist and added three hits, Apr. 18 vs CBJ. Recorded his 100th career point, a goal, added two hits and finished 4-1 (80%) in the face-off circle, Mar. 31 at DAL. Skated in 11 playoff games with the Kings, collecting an assist. **2011.12:** Averaged 12:01 TOI and recorded eight points (5-3-8) in 59 regular season games with the Kings. Recorded two goals, Mar. 31 at MIN. Registered sixth career shorthanded goal in his 200th NHL game with the Kings, Dec. 10 vs DAL. Dressed in 13 playoff games, helping the Kings to their first Stanley Cup Championship. **2010.11:** Recorded 19 points (7-12-19) in 68 regular season games. Collected two points (1-1-2), Feb. 28 vs DET. Played in 300th NHL game, Feb. 26 vs COL. Recorded first career hat trick, including a shorthanded goal and the game-winning goal, Oct. 23 at COL. Tied for the club lead in points and led the Kings in shots (17) during the 2011 playoffs. **2009.10:** Posted a career high in points (27), assists (16) and games played in a season (81). Was the Kings nominee for the 2009/10 Bill Masterton Memorial Trophy. Helped the Kings to a 10-0-1 record when he scored. Finished third in the Kings in GWG (four). Recorded two assists, Mar. 29 at MIN. Collected 13 points (4-9-13) and was plus-10 in a 16-game span, Dec. 15-Jan. 23. Recorded two points (1-1-2), Jan. 23 at DET. Talled two assists Jan. 16 vs BOS. Scored a point-per-game (2-6-8 in eight games), Dec. 15-Jan. 4. Led Kings with 11 points in month of December (5-6-11). Registered two assists, Dec. 28 vs MIN. Recorded two points (1-1-2), Dec. 15 at EDM. Played in 200th NHL game, Dec. 12 vs DAL. Posted a three-game scoring streak (3-1-4), Dec. 1-5. Scored a shorthanded goal, Dec. 5 vs STL. Collected first goal of the season and added an assist, Dec. 1 at ANA. Scored a game-winning goal in the playoffs, Apr. 19 vs VAN. **2008.09:** Recorded first point with Los Angeles, Oct. 25 at NSH. Missed 22 games due to injury. **2007.08:** Split the season with Colorado (NHL) and Lake Erie (AHL). Ranked fourth on Lake Erie in points, tied for third on the club in assists and tied for second in power play points (20). Led Lake Erie in points per game (1.05). Had five three-point games, one four-point game and one five-point game with Lake Erie. Was recalled from Lake Erie three times during the season. **2006.07:** Recorded a career high 14 goals in his second season with Colorado. Collected 19 of his 22 points on the road. Led Colorado in shorthanded goals (three). Became the first Avalanche player to score three shorthanded goals in a single season since Joe Sakic tallied three in 2000.01. Recorded first career overtime goal, Mar. 4 at DET. Collected a career best three-assists, Dec. 19 at EDM. Posted first career multi-point game, Oct. 5 at MIN. **2005.06:** Posted 13 points (3-10-13) and 12 penalty minutes in his first NHL season with Colorado. Collected first career NHL goal and first career multi-point game (1-1-2), Jan. 28 vs VAN. Recorded first NHL assist, Jan. 9 vs STL. Made NHL debut, Nov. 27 vs VAN. Made NHL playoff debut. Collected first playoff goal, Apr. 28 vs DAL. **2004.05:** Collected 97 points (41-56-97) and 60 penalty minutes in final year of juniors with Owen Sound (OHL). Ranked third in the OHL in points, tied for third in goals, sixth in assists and second in game-winning goals (nine). Was runner-up for OHL's Most Outstanding Player Award. Won Jerry Reid Memorial Award as Owen Sound's Team MVP. Was an OHL Third Team All-Star.

## NHL MILESTONES

**100th NHL Game:** Mar. 7/07 at BUF

**400th NHL Game:** Oct. 19/13 at PIT

**100th NHL Point:** Mar. 31/13 at DAL

## 2013.14 GAME BY GAME

Oct. 3	@ SJ	0-0	0-2	12:37
Oct. 5	vs EDM	1-0	1/2	12:17
Oct. 6	@ CGY	0-1	1/2	15:53
Oct. 8	vs NJ	0-0	1/1	16:06
Oct. 10	vs SJ	0-0	0-1	12:58
Oct. 12	vs MTL	0-0	0/0	11:50
Oct. 15	@ PHI	0-0	0/0	8:15
Oct. 17	@ BUF	1-0	1/1	9:34
Oct. 19	@ PIT	1-0	3/2	13:11
Oct. 20	@ CBJ	0-0	1/0	12:46
Oct. 22	@ NYL	1-0 (W)	3/1	15:37
Oct. 24	@ NJ	0-0	1/1	19:32
Oct. 25	@ STL	0-1	0/1	17:25
Oct. 28	vs WSH	0-0	1/2	13:41
Oct. 30	vs DET	0-0	1/0	9:32
Nov. 2	vs TOR	0-2	1/2	12:16
Nov. 5	@ PHX	0-0	0/0	13:31
Nov. 7	@ SJ	1-0	1/1	14:42
Nov. 9	@ LA	0-0	0-1	14:48
Nov. 10	@ ANA	0-1	1/1	14:32
Nov. 14	vs SJ	0-0	2/0	14:32
Nov. 17	vs DAL	0-0	0-1	7:32
Nov. 19	vs FLA	0-0	0-1	15:23
Nov. 22	vs CBJ	0-1	1/0	15:32
Nov. 23	vs CHI	0-0	2/0	13:20
Nov. 25	vs LA	0-0	1/1	10:40
Nov. 28	@ OTT	0-0	0/1	11:42
Nov. 30	@ NYR	0-0	2-2	12:17
Dec. 1	@ CAR	0-0	0/0	11:41
Dec. 3	@ NSH	1-0	1/1	15:33
Dec. 6	vs PHX	0-0	2/0	15:48
Dec. 8	vs COL	0-0	0/0	14:45
Dec. 9	vs CAR	0-0	3/0	16:30
Dec. 13	vs EDM	0-0	1/1	15:17
Dec. 14	vs BOS	0-2	0/2	17:00
Dec. 17	@ MIN	0-0	0/0	14:12
Dec. 19	@ DAL	0-0	2-2	16:01
Dec. 20	@ CHI	0-0	0-1	13:49
Dec. 22	vs WPG	1-0	1/1	13:56
Dec. 29	@ CGY	0-0	0/0	12:49
Dec. 30	vs PHI	0-0	1/0	15:46
Jan. 1	vs TB	1-0	2/0	14:33
Jan. 4	@ LA	0-0	2-1	16:22
Jan. 5	@ ANA	0-0	1-1	16:46
Jan. 7	vs PIT	0-0	1/2	16:20
Jan. 10	vs STL	0-0	0/0	17:51
Jan. 13	@ LA	0-0	1/0	15:50
Jan. 15	@ ANA	0-0	0/0	15:04
Jan. 16	@ PHX	0-0	1/0	13:50
Jan. 18	vs CGY	0-0	1-1	21:51
Jan. 21	@ EDM	0-0	1-1	15:16
Jan. 23	vs NSH	0-0	0/1	16:23
Jan. 26	vs PHX	0-1	1/1	18:20
Jan. 27	vs EDM	0-0	4/0	19:59
Jan. 29	vs CHI	0-0	3/1	18:15
Jan. 31	@ WPG	0-0	0-2	17:22
Feb. 3	@ DET	0-0		
Feb. 4	@ BOS	0-0		
Feb. 6	@ MTL	0-0	2-2	17:13
Feb. 8	@ TOR	0-0	3-2	15:07
Feb. 26	vs STL	0-0	2/0	15:20
Feb. 28	vs MIN	0-0	2/0	17:35
Mar. 2	vs OTT	0-0	2/0	11:19
Mar. 4	@ PHX	0-0	0/0	5:22
Mar. 6	@ DAL	0-0		
Mar. 8	vs CGY	0-0		
Mar. 10	vs NYL	0-0		
Mar. 12	@ WPG	DND		
Mar. 14	@ WSH	DND		
Mar. 16	@ FLA	DND		
Mar. 17	@ TB	DND		
Mar. 19	vs NSH	0-0	0/0	19:33
Mar. 23	vs BUF	1-1	3/4	14:55
Mar. 26	@ MIN	0-1	0/1	20:08
Mar. 27	@ COL	0-0	1/0	17:15
Mar. 29	vs ANA	1-0	4/1	16:14
Apr. 1	vs NYR	0-0	1/0	18:15
Apr. 5	vs LA	1-0 (W)	6/1	14:40
Apr. 7	vs ANA	0-0	2/0	15:16
Apr. 10	vs COL	0-0	0/0	17:44
Apr. 12	@ EDM	0-1	3/0	15:22
Apr. 13	vs CGY	0-0	0/0	17:20

# #5 LUCA SBISA

(LOO-Ka S'BEE-za)

## CAREER STATS

**MOST GOALS IN A GAME** 1

9 TIMES—LATEST MAR. 29/14 at VAN

**MOST ASSISTS IN A GAME** 2

5 TIMES—LATEST FEB. 2/13 vs LA

**MOST POINTS IN A GAME** 2

5 TIMES—LATEST FEB. 2/13 vs LA: 0-2-2

**HAT TRICKS** 0

**GAME-WINNING GOALS** 1

MAR. 21/13 at MIN

**POWER PLAY GOALS** 1

JAN. 16/11 vs EDM

**SHORTHANDED GOALS** 0

**OVERTIME POINTS** 0-1-1

**SHOOTOUT RECORD** 0/0

0 GDG

**PENALTY SHOT RECORD** 0/0



## REGULAR SEASON

## PLAYOFFS

## SBISA vs NHL

SEASON	CLUB	LEA	GP	G	A	PTS	PIM
2006.07	Zug	Swiss	7	0	0	0	0
2007.08	Lethbridge	WHL	62	6	27	33	63
2008.09	Philadelphia	NHL	39	0	7	7	36
	Philadelphia	AHL	2	1	1	2	2
	Lethbridge	WHL	1	4	11	15	19
2009.10	Anaheim	NHL	8	0	0	0	6
	Lethbridge	WHL	17	1	12	13	18
	Portland	WHL	12	3	2	5	11
2010.11	Anaheim	NHL	68	2	9	11	43
	Syracuse	AHL	8	2	7	9	4
2011.12	Anaheim	NHL	80	5	19	24	66
2012.13	Anaheim	NHL	41	1	7	8	23
	Lugano	Swiss	30	5	7	12	14
2013.14	Anaheim	NHL	30	1	5	6	43
	Norfolk	AHL	4	0	2	2	0
<b>NHL TOTALS</b>			<b>266</b>	<b>9</b>	<b>47</b>	<b>56</b>	<b>217</b>

GP	G	A	PTS	PIM
1	0	0	0	0
19	3	12	15	17
1	0	0	0	2
—	—	—	—	—
11	2	1	3	12
—	—	—	—	—
13	2	2	4	26
6	0	1	1	8
—	—	—	—	—
5	0	0	0	4
—	—	—	—	—
2	0	1	1	5
—	—	—	—	—
14	0	2	2	19

TEAM	GP	G	A	PTS	PIM
Anaheim	1	0	0	0	2
Arizona	16	1	3	4	21
Boston	3	0	1	1	4
Buffalo	5	0	0	0	8
Calgary	12	0	2	2	22
Carolina	8	1	2	3	8
Chicago	13	0	2	2	4
Colorado	14	0	4	4	20
Columbus	10	0	3	3	2
Dallas	19	2	1	3	15
Detroit	8	0	0	0	0
Edmonton	12	1	3	4	11
Florida	3	0	0	0	2
Los Angeles	17	1	6	7	10
Minnesota	14	1	2	3	14
Montreal	6	0	1	1	4
Nashville	12	0	0	0	4
New Jersey	5	0	1	1	4
NY Islanders	6	0	2	2	4
NY Rangers	6	0	1	1	2
Ottawa	3	0	0	0	0
Philadelphia	4	0	0	0	2
Pittsburgh	6	0	1	1	4
St. Louis	12	0	2	2	12
San Jose	19	1	2	3	14
Tampa Bay	5	0	0	0	11
Toronto	4	0	1	1	0
Vancouver	13	1	2	3	7
Washington	6	0	2	2	4
Winnipeg	4	0	3	3	2

**Totals** 266 9 47 56 217



## NHL FIRSTS

**First Game:** Oct. 11/08 vs NYR  
**First Goal:** Dec. 28/10 at PHX  
**First Assist:** Oct. 22/08 vs SJ

## STREAKS

**Assists** 3 games Oct. 28–Nov. 2/08: 4 assists  
**Points** 3 games Four times (latest Jan. 31–Feb. 3/12: 1-2-3)

## HONOURS

Lethbridge Hurricanes Rookie of the Year: 2008  
CHL Top Prospects Game: 2008

## ACQUIRED

From Anaheim with Nick Bonino and the 24th and 85th selection in the 2014 NHL Entry Draft in exchange for Ryan Kesler and a third round pick in the 2015 NHL Entry Draft.

## PERSONAL

Grew up in Zug, Switzerland before moving to Canada to play junior hockey...Worked in the office of his hometown ice rink in Switzerland as his first job...His favourite NHL player growing up was Mats Sundin...His favourite hockey moment was his first NHL game...Attended Winston Churchill High School in Lethbridge, Alberta, graduating in 2008...Plays golf and tennis during the off-season...His favourite athlete outside of hockey is Roger Federer...His favourite TV shows are *It's Always Sunny in Philadelphia*, *Sons of Anarchy* and also enjoys watching HGTV...Favourite movies are *This is the End* and *Lawless*...Some of the new music he enjoys is by Capital Cities and Alt-J...Has an older sister, Chiara.

## CAREER HIGHLIGHTS

**2013.14:** Appeared in his sixth NHL season, his fifth with Anaheim...Registered six points (1-5-6) with 43 PIM in 30 games...Logged a season-high 23:33 TOI, Mar. 31 vs WPG...Tore a tendon in his right hand, Nov. 22 vs TB; missed 26 games due to injury...Recorded a season-high 23:27 TOI, Mar. 15 at LA...Had a season high seven hits, Nov. 18 at PIT...Appeared in his 200th game as a Duck, Nov. 8 vs BUF...Collected his 43rd career assist and 51st career point in his season debut, Nov. 4 at NYR...Had missed the opening 15 contests with a lower body injury, Oct. 2–Nov. 2...Suffered in the injury in Anaheim's preseason opener, Sept. 16 vs PHX...Registered one point (0-1-1) and five penalty minutes in two playoff games...Recorded his second career postseason assist on a career high three shots, Apr. 25 vs DAL. **2012.13:** Appeared in his fifth NHL season, his fourth with Anaheim...Scored eight points (1-7-8) with an even plus/minus ranking and 23 PIM in 41 games...Ranked second on the team with 99 hits...Also finished with 57 blocked shots...Matched a career high (second time) with a -3 rating in a 5-2 victory, Apr. 3 vs DAL...Recorded his first career GWG and first goal of the season in a 2-1 win, Mar. 12 at MIN...Tied his career high in points/assists (0-2-2) in a 7-1 victory, Feb. 2 vs LA...Appeared in his 200th career NHL game, Jan. 29 at SJ...Missed the final six games of the season with a lower body injury, Apr. 17–27...Played in his native Switzerland during the lockout, collecting 12 points (5-7-12) with 14 PIM in 30 games with Lugano...Appeared in five of Anaheim's CQF contests vs DET, going scoreless with four PIM...Missed Games 1 and 2 due to a lower-body injury.

**2011.12:** Appeared in his fourth NHL season, his third with Anaheim...Scored 24 points (5-19-24) with 66 PIM in 80 games...Established career highs in several categories, including goals, assists, points, appearances, shots on net (88) and TOI (17:55)...Ranked third among team defencemen in points and assists, tied for third in goals, and second in PIM...Also led Anaheim with 186 hits and ranked fourth with 99 blocked shots...Recorded three separate point streaks of three games to match his career best, including Jan. 31–Feb. 3 (1-2-3), Jan. 6-10 (1-2-3) and Dec. 22-29 (1-2-3)...Appeared in his 100th game as a Duck, Nov. 30 vs MTL...Logged a career high 26:45 TOI, Nov. 23 at PHX...Tied his career high in points (0-2-2), Oct. 16 vs STL...Missed two games with an upper-body injury, Mar. 12-14. **2010.11:** Appeared in his third NHL season, his second with Anaheim...Played all six CQF games vs NSH, collecting one assist (0-1-1) with eight PIM...Earned his first career Stanley Cup Playoff point (assist) in Game 5 of the CQF, Apr. 22 vs NSH...Made his Anaheim postseason debut in Game 1 of the CQF, Apr. 13 vs NSH...appeared in 68 regular season games, scoring 11 points (2-9-11) with 43 PIM...Ranked second on the club in hits (170) and sixth in blocked shots...Tallied two assists (0-2-2) for his third career multi-point game, Mar. 11 at COL...Appeared in his 100th career NHL contest, Mar. 9 vs NYR...Recorded the second multi-point game (0-2-2) of his career, Feb. 16 vs WSH...Scored his first career PPG as part of a 3-2 Ducks win, Jan. 16 vs EDM...Recorded his first career NHL goal and earned a career-high +3 rating, Dec. 28 at PHX...Began the season with Anaheim, but was assigned to Syracuse (AHL), Oct. 16...In eight AHL games, scored nine points (2-7-9) with a +2 rating and four PIM...Was recalled from Syracuse on Nov. 10 and remained with the Ducks for the rest of the season. **2009.10:** Appeared in his second NHL season, his first with Anaheim...Played eight games for the Ducks, going scoreless with six PIM...Made his Anaheim debut on Oct. 3 vs SJ, recording 12:59 TOI...Was assigned to Lethbridge (WHL), Oct. 26...Appeared in 29 games with Lethbridge and Portland (WHL), Collecting 18 points (4-14-18) with 29 PIM...Added four points (2-2-4) points in 13 WHL Playoff games with Portland. **2008.09:** Appeared in his first NHL season with Philadelphia, scoring seven points (0-7-7) in 39 regular season games...Became the second-youngest flyer to make his Stanley Cup Playoffs debut in Game 2 of the CQF, Apr. 17 vs PIT (Dainius Zubrus)...Posted a career-best three-game point and assist streak (0-4-4), Oct. 28–Nov. 2...Recorded his first career NHL point (assist), Oct. 22 vs SJ...Made his NHL debut, Oct. 11 vs NYR, becoming the fourth-youngest flyer and second youngest defenceman at 18 yrs., 255 days...Was loaned to Lethbridge on Feb. 2 for the remainder of the WHL season...Posted 15 points (4-11-15) in 18 regular season games and points (2-1-3) in 11 playoff games with Lethbridge...Following the WHL playoffs, was assigned to the Flyers' AHL affiliate, the Philadelphia Phantoms, for two games from Apr. 10–11 (1-1-2). **2007.08:** Spent the entire season with Lethbridge, earning 33 points (6-27-33) in 62 games...Won the Carl Trentini Memorial Award as the Hurricanes Rookie of the Year...Led all WHL defencemen in playoff scoring with 15 points (3-12-15) in 19 games as Lethbridge advanced to the 2008 WHL Finals...Was selected to participate in the 2008 CHL Top Prospects Game.

## INTERNATIONAL

Olympics: 2010  
World Junior Championships: 2010, 2008

## 2013.14 GAME BY GAME

Oct. 2	@ COL	INJ		
Oct. 5	@ MIN	INJ		
Oct. 6	@ WPG	INJ		
Oct. 10	vs NYR	INJ		
Oct. 13	vs OTT	INJ		
Oct. 16	vs CGY	INJ		
Oct. 18	vs PHX	INJ		
Oct. 20	vs DAL	INJ		
Oct. 22	@ TOR	INJ		
Oct. 24	@ MTL	INJ		
Oct. 25	@ OTT	INJ		
Oct. 27	@ CBJ	INJ		
Oct. 29	@ PHI	INJ		
Oct. 31	@ BOS	INJ		
Nov. 2	@ BUF	INJ		
Nov. 4	@ NYR	0-1	1/1	18:12
Nov. 6	vs PHX	0-0	0/0	18:55
Nov. 8	vs BUF	0-0	0/1	18:53
Nov. 10	vs VAN	0-0	1/-1	17:48
Nov. 12	@ FLA	0-0	0/-1	11:21
Nov. 14	@ TB	0-0	0/-2	20:45
Nov. 15	@ CAR	DND		
Nov. 18	@ PIT	0-0	1/-2	19:23
Nov. 20	vs NYR	0-0	0/0	20:07
Nov. 22	vs TB	0-0	2/0	16:40
Nov. 23	@ PHX	INJ		
Nov. 26	@ DAL	INJ		
Nov. 29	vs CGY	INJ		
Nov. 30	@ SJ	INJ		
Dec. 3	vs LA	INJ		
Dec. 6	@ CHI	INJ		
Dec. 7	@ STL	INJ		
Dec. 9	vs NYI	INJ		
Dec. 11	vs MIN	INJ		
Dec. 15	vs EDM	INJ		
Dec. 17	@ DET	INJ		
Dec. 20	@ NJ	INJ		
Dec. 21	@ NYI	INJ		
Dec. 23	@ WSH	INJ		
Dec. 28	vs PHX	INJ		
Dec. 29	@ SJ	INJ		
Dec. 31	@ SJ	INJ		
Jan. 3	vs EDM	INJ		
Jan. 5	vs VAN	INJ		
Jan. 7	vs BOS	INJ		
Jan. 8	@ NSH	INJ		
Jan. 11	@ PHX	INJ		
Jan. 12	vs DET	INJ		
Jan. 15	vs VAN	INJ		
Jan. 17	@ CHI	INJ		
Jan. 18	@ STL	INJ		
Jan. 21	vs WPG	DND		
Jan. 23	LA	DND		
Jan. 25	@ LA	DND		
Jan. 28	vs MIN	0-0	0/-1	17:09
Jan. 30	vs PHX	0-0	1/-1	19:14
Feb. 1	vs DAL	0-0	0/0	15:38
Feb. 3	@ CBJ	INJ		
Feb. 5	vs CHI	0-0	0/0	12:32
Feb. 8	@ NSH	0-0	1/0	15:35
Feb. 28	vs STL	DND		
Mar. 2	vs CAR	0-0	0/0	12:32
Mar. 5	vs MTL	0-1	0/1	5:18
Mar. 7	vs PIT	0-0	1/0	2:56
Mar. 10	vs TOR	DND		
Mar. 12	@ CGY	0-1	0/0	21:31
Mar. 14	@ COL	0-1	4/2	19:38
Mar. 15	@ LA	0-0	0/1	23:27
Mar. 18	vs WS	0-0	3/0	19:13
Mar. 20	@ SJ	0-0	0/1	14:54
Mar. 23	vs FLA	DND		
Mar. 26	@ CGY	0-0	0/-1	20:12
Mar. 28	@ EDM	0-0	2/0	16:44
Mar. 29	@ VAN	1-0	2/1	20:08
Mar. 31	vs WPG	0-1	1/1	23:33
Apr. 2	vs EDM	0-0	1/0	13:13
Apr. 4	@ NSH	0-0	0/0	18:55
Apr. 6	@ EDM	DND		
Apr. 7	@ VAN	0-0	0/1	17:08
Apr. 9	vs SJ	INJ		
Apr. 12	@ LA	DND		
Apr. 13	vs COL	0-0	3/1	17:21

## NHL MILESTONES

**100th NHL Game:** Mar. 9/11 vs NYR  
**200th NHL Game:** Mar. 9/11 vs NYR

# #22 DANIEL SEDIN

(DAN-yehI suh-DEEN)

## CAREER STATS

**MOST GOALS IN A GAME** 4

FEB. 24/04 vs DET

**MOST ASSISTS IN A GAME** 3

12 TIMES—LATEST APR. 6/13 vs CGY

**MOST POINTS IN A GAME** 5

FEB. 6/07 at EDM: 3-2-5

**HAT TRICKS** 5

LATEST DEC. 6/11 vs COL

**GAME-WINNING GOALS** 67

LATEST APR. 13/14 vs CGY

**POWER PLAY GOALS** 111

LATEST APR. 13/14 vs CGY

**SHORTHANDED GOALS** 0

**OVERTIME POINTS** 10-11-21

**SHOOTOUT RECORD** 4/27

3 GDG

**PENALTY SHOT RECORD** 0/4

LATEST MAR. 25/11 at ATL, no goal (Mason)



## REGULAR SEASON

## PLAYOFFS

## D. SEDIN vs NHL

SEASON	CLUB	LEA	GP	G	A	PTS	PIM	GP	G	A	PTS	PIM
1997-98	MoDo Jr.	Swe-Jr.	26	26	14	40	—	—	—	—	—	—
	MoDo	Sweden	45	4	8	12	26	9	0	0	0	2
1998-99	MoDo	Sweden	50	21	21	42	20	13	4	8	12	14
1999-00	MoDo	Sweden	50	19	26	45	28	13	8	6	14	18
	MoDo	EuroHL	4	3	3	6	0	2	0	0	0	0
2000-01	Vancouver	NHL	75	20	14	34	24	4	1	2	3	0
2001-02	Vancouver	NHL	79	9	23	32	32	6	0	1	1	0
2002-03	Vancouver	NHL	79	14	17	31	34	14	1	5	6	8
2003-04	Vancouver	NHL	82	18	36	54	18	7	1	2	3	0
2004-05	MoDo	Sweden	49	13	20	33	40	6	0	3	3	6
2005-06	Vancouver	NHL	82	22	49	71	34	—	—	—	—	—
2006-07	Vancouver	NHL	81	36	48	84	36	12	2	3	5	4
2007-08	Vancouver	NHL	82	29	45	74	50	—	—	—	—	—
2008-09	Vancouver	NHL	82	31	51	82	36	10	4	6	10	8
2009-10	Vancouver	NHL	63	29	56	85	28	12	5	9	14	12
2010-11	Vancouver	NHL	82	41	63	104	32	25	9	11	20	32
2011-12	Vancouver	NHL	72	30	37	67	40	2	0	2	2	0
2012-13	Vancouver	NHL	47	12	28	40	18	4	0	3	3	14
2013-14	Vancouver	NHL	73	16	31	47	38	—	—	—	—	—

VANCOUVER/NHL TOTALS

979 307 498 805 420 96 23 44 67 78

## NHL FIRSTS

**First Game:** Oct. 5/00 at PHI  
**First Goal:** Oct. 8/00 at TB  
**First Assist:** Oct. 12/00 vs COL

## STREAKS

**Goals:** 5 games  
**Assists:** 11 games  
**Points:** 11 games  
 Three times (latest Mar. 20-30/10: 5 goals)  
 Feb. 12-Mar. 16/10: 14 assists  
 Feb. 12-Mar. 16/10: 3-14-17

## HONOURS

Art Ross Trophy: 2011  
 Ted Lindsay: 2011  
 Cyclone Taylor: 2011

First Team All-Star: 2011  
 Second Team All-Star: 2010  
 Cyrus H. McLean award: 2009, 2007

Swedish Elite League Co-MVP: 1999

TEAM	GP	G	A	PTS	PIM
Anaheim	50	17	24	41	10
Arizona	50	9	28	37	28
Boston	14	4	4	8	6
Buffalo	14	3	8	11	10
Calgary	75	27	49	76	36
Carolina	11	3	4	7	6
Chicago	49	17	30	47	22
Colorado	69	28	29	57	26
Columbus	49	13	29	42	20
Dallas	44	14	18	32	20
Detroit	47	19	25	44	18
Edmonton	74	34	35	69	30
Florida	12	3	4	7	8
Los Angeles	48	14	23	37	16
Minnesota	71	20	36	56	32
Montreal	20	2	11	13	6
Nashville	47	12	27	39	14
New Jersey	13	4	5	9	8
NY Islanders	11	3	9	12	2
NY Rangers	11	5	3	8	2
Ottawa	18	5	10	15	10
Philadelphia	13	4	9	13	4
Pittsburgh	13	3	7	10	8
St. Louis	49	10	27	37	36
San Jose	50	9	21	30	30
Tampa Bay	11	4	5	9	2
Toronto	21	9	12	21	4
Washington	12	5	3	8	2
Winnipeg	13	7	3	10	4

**Totals** 979 307 498 805 420

## ACQUIRED

Vancouver's 1st choice, 2nd overall, in the 1999 NHL Entry Draft.

## PERSONAL

Daniel and his wife Marinette have two daughters, Ronja and Anna and a son, Erik...Spends his summers in his hometown in Sweden...Enjoys playing golf and tennis...Says he would like to play professional soccer if he were not a hockey player.

## CAREER HIGHLIGHTS

**2013.14:** Finished second on the Canucks in scoring, recording 47 points (16-31-47) in 73 games played...Ranked tied for first in power play points (18), second in power play goals (5) and tied for second in game-winning goals (4)...Currently ranks second in all-time franchise scoring with 805 points (307-498-805) in 979 career games with Vancouver...Ranks second in all-time power play goals scored for Vancouver (111) and is first in game-winning goals (67)...Scored twice, with a game high eight shots, Apr. 13 vs CGY...Reached his 800th career point with an assist, Mar. 27 at COL...Missed nine games due to injury...Had a five-game scoring streak, collecting eight points (3-5-8), Nov. 22–Nov. 30...Scored his 300th career goal and added an assist, Nov. 28 at OTT...Collected a season high three points (1-2-3), finishing +3, Nov. 22 vs CBJ...Recorded a season high 10 shots on net, Nov. 17 vs DAL...Collected nine points (5-4-9) during a seven-game scoring streak, including two game-winning goals, Oct. 22–Nov. 5...Started the season on a four-game scoring streak, collecting six points (2-4-6), Oct. 3–Oct. 8...Notched a power play goal and added an assist, Oct. 5 vs EDM. **2012.13:** Finished second on the Canucks in scoring with 40 points (12-28-40) in 47 games...Finished the season ranked second in points (291-467-58), first in game-winning goals (63), second in power play goals (106) and third in games played (906) in franchise history...Passed Markus Naslund (346-410-756) to become the Canucks second highest scorer all-time, Apr. 22 vs CHI...Became the 19th Swedish born NHL player to reach 900 NHL games played, Apr. 13 at COL...Collected a season-high three assists as he passed Stan Smyl (896 GP) on the franchise's all-time games played list, dressing in his 897th game with Vancouver, Apr. 6 vs CGY...Recorded three points (1-2-3) to move into third place on the all-time scoring list with his 734th point with Vancouver, passing Trevor Linden (733), Feb. 19 at CHI. **2011.12:** Ranked tied for 26th in the League for most points and tied for 18th for most power play points (10-15-25)...Finished the season ranked second for power play goals (103), first for game-winning goals (60) and first for overtime goals (10)...Collected 30 or more goals for the fourth time in his career...Recorded his 10th career overtime goal to set a franchise record for the most overtime goals, Jan. 31 vs CHI...Recorded his 100th power play goal, tying a franchise record for most career overtime goals (9) and notching his 700th career point, becoming only the 10th Swedish born NHL player to reach this mark, Jan. 12 at STL...Moved into third place in franchise goal-scoring with his 263rd, surpassing Stan Smyl, Dec. 26 vs EDM...Notched his 98th career power play goal, moving into third place in Canucks history, surpassing Trevor Linden, Dec. 1 vs NSH...Moved into fourth place on the Canucks all-time franchise scoring list, Nov. 16 vs CHI...Moved into second place in franchise history for most assists (416), surpassing Trevor Linden, Nov. 10 at LA. **2010.11:** Led the NHL in scoring, recording 104 points (41-63-104) in 82 games played...Won the Art Ross one season following brother Henrik, becoming the first brothers to win the trophy in consecutive seasons...Set career highs for goals (41), assists (63) and points (104)...Ranked tied for fourth in goals (41), third in assists (63), first in power play goals (18) and third for game-winning goals (10) in the NHL...Holds the franchise record for game-winning goals (54)...Established the franchise record for most career GWGs, surpassing Markus Naslund's 49, Feb. 4 vs CHI...Named to the 2011 NHL All-Star game...With two points registered, moved into 5th spot on the franchise's highest scorer, Oct. 13 at ANA...Began the season with a nine-game scoring streak (7-5-12), Oct. 9–26...Named as an Alternate Captain prior to the start of the season...Led the League in power play goals during the postseason (5)...Ranked fourth in the League for goals (9) and points (20) in 25 playoff games played...Finished the playoffs ranked fourth all-time on the Canucks in playoff scoring (23-29-62) and second all-time in power play goals (10). **2009.10:** Finished the season second in team scoring and T-11th in the League...Scored eight game-winners, tied for second most in the League this season...Moved to sixth in all-time franchise scoring (208-339-547)...Notched 20+ goals for the fifth consecutive season and sixth time in his career...Established the seventh longest scoring streak this season (3-14-17 in 11 GP)...Notched seventh career OT goal and sits second place for most career OT goals in franchise history, Jan. 20 at EDM...Recorded 11 points (2-9-11) in five consecutive games, Jan. 16–25...Missed 18 games due to a foot injury, Oct. 11–Nov. 20. **2008.09:** Shared the team scoring lead with 82 points (31-51-82)...Finished the season with 36 career GWGs, ranking second highest all-time in franchise history...Moved into 10th place in franchise history for most goals scored (172), Feb. 15...Scored his 20th goal of the season, recording 20+ goals for the fourth consecutive season, Jan. 9 vs STL. **2007.08:** Finished second in team scoring with 74 points (29-45-74)...Had 380 career points as a Canuck at the season's end placing him 11th in all-time franchise scoring. **2006.07:** Led the team in regular season scoring with 84 points (36-48-84)...Scored over 30 goals for the first time in his career...Scored the OT game-winner, tying an NHL record with his fourth of the season, had one assist, seven shots and was named third star, Mar. 15 vs STL...Set a new NHL record for most OT power play goals with his third of the season, Mar. 15 vs STL...Set new career high, recording a hat trick, finishing the game with five points (3-2-5), Feb. 6 at EDM. **2005.06:** Set career highs in goals (22), assists (49), points (71) and time on ice with 16:39 per game in 82 GP...Set a new career high in goals scored after notching his 21st of the season, Mar. 29 vs MIN. **2003.04:** Collected a career high 54 points (18-36-54)...Scored his first career hat trick on a four-goal night, named first star and finished with a +4, Feb. 24 vs DET. **2002.03:** Scored his 12th goal, extending a point streak to four games (2-2-4), and was named third star, Mar. 23 vs WSH...Recorded his second consecutive game-winner and was named the game's first star, Nov. 29 at TB...Scored his first goal of the season, giving him four points in three games, Oct. 16 vs BOS. **2001.02:** Collected 32 points (9-23-32) in 79 games. **2000.01:** His 20 goals ranked tied for second among NHL rookies...Finished among the leaders in NHL rookie scoring with 34 points (10-24-34)...Was the first NHL rookie in 2000.01 to reach 20 goals.

## INTERNATIONAL

Olympic Games: 2014 (silver), 2010, 2006 (gold)  
World Championships: 2013 (gold), 2005, 2001 (bronze), 2000, 1999 (bronze)  
World Cup: 2004  
World Junior Championships: 2000, 1999, 1998  
World U18 Championships: 1998 (gold), 1997 (silver)

## 2013.14 GAME BY GAME

Oct. 3	@ SJ	0-1	0/0	20:23
Oct. 5	vs EDM	1-1	6/2	20:10
Oct. 6	@ CGY	0-1	6/-2	21:13
Oct. 8	vs NJ	1-1	4/2	24:38
Oct. 10	vs SJ	0-0	6/-1	21:37
Oct. 12	vs MTL	0-1	5/-1	20:43
Oct. 15	@ PHI	0-0	0/0	20:32
Oct. 17	@ BUF	0-1	5/1	20:43
Oct. 19	@ PIT	0-0	4/0	24:55
Oct. 20	@ CBJ	0-0	2/-1	21:06
Oct. 22	@ NYI	1-1	4/1	22:36
Oct. 24	@ NJ	1-0	3/2	25:25
Oct. 25	@ STL	0-1	1/0	24:06
Oct. 28	vs WSH	1-1 (W)	3/2	23:33
Nov. 2	@ DET	1-0	5/1	24:10
Nov. 30	vs TOR	0-1 (W)	3/0	23:30
Nov. 5	@ PHX	0-1	4/0	23:32
Nov. 7	@ SJ	0-0	3/0	22:46
Nov. 9	@ LA	0-0	4/-2	13:25
Nov. 10	@ ANA	0-0	2/-1	20:39
Nov. 14	vs SJ	0-0	0/0	24:03
Nov. 17	vs DAL	0-0	1/-1	23:02
Nov. 19	vs FLA	0-0	5/0	25:15
Nov. 22	vs CBJ	1-2	3/3	18:27
Nov. 23	vs CHI	0-1	0/0	25:31
Nov. 25	vs LA	0-1	3/0	22:21
Nov. 28	@ OTT	1-1	3/1	17:02
Nov. 30	@ NYR	1-0	2/-1	17:36
Dec. 1	@ CAR	0-0	4/-1	20:25
Dec. 3	@ NSH	0-1	3/-1	21:22
Dec. 6	vs PHX	2-2	2/1	21:22
Dec. 8	vs COL	0-0	2/0	20:02
Dec. 9	vs CAR	0-0	2/0	20:08
Dec. 13	vs EDM	0-1 (W)	2/0	19:20
Dec. 14	vs BOS	0-2	0/1	14:43
Dec. 17	@ MIN	0-1	3/1	21:36
Dec. 19	@ DAL	0-0	2/0	17:54
Dec. 20	@ CHI	1-0	2/1	24:35
Dec. 22	vs WPG	0-0	2/0	20:20
Dec. 29	@ CGY	0-0	5/1	19:45
Dec. 30	vs PHI	1-1	3/2	23:42
Jan. 1	@ TB	0-0	2/0	22:26
Jan. 4	@ LA	0-1	6/-2	19:50
Jan. 5	@ ANA	0-2	4/0	23:35
Jan. 7	vs PIT	0-0	4/1	24:05
Jan. 10	vs STL	0-1	1/0	19:35
Jan. 13	@ LA	0-0	1/0	21:32
Jan. 15	@ ANA	0-0	3/0	16:27
Jan. 16	@ PHX	0-0	5/0	22:05
Jan. 18	vs CGY	0-0	3/0	28:55
Jan. 21	@ EDM	0-1	2/1	23:04
Jan. 23	vs NSH	0-0	3/1	23:55
Jan. 26	vs PHX	0-0	1/0	22:03
Jan. 27	vs EDM	0-0	2/0	22:28
Jan. 29	vs CHI	0-0	3/-1	20:53
Jan. 31	@ WPG	1-0	3/1	19:40
Feb. 3	@ DET	0-0	3/-1	20:59
Feb. 4	@ BOS	0-0	6/1	22:08
Feb. 6	@ MTL	0-0	3/-2	20:30
Feb. 8	@ TOR	0-0	1/0	18:45
Feb. 26	vs STL	0-0	2/0	19:29
Feb. 28	vs MIN	0-0	3/0	20:55
Mar. 2	vs OTT	0-0	1/0	6:10
Mar. 4	@ PHX	INI		
Mar. 6	@ DAL	INI		
Mar. 8	vs CGY	INI		
Mar. 10	vs NYI	INI		
Mar. 12	@ WPG	INI		
Mar. 14	@ WSH	INI		
Mar. 16	@ FLA	INI		
Mar. 17	@ TB	INI		
Mar. 19	vs NSH	INI		
Mar. 23	vs BUF	0-0	4/0	17:52
Mar. 26	@ MIN	1-0	2/0	15:20
Mar. 27	@ COL	0-1	0/-2	18:00
Mar. 29	vs ANA	0-0	1/-2	14:53
Apr. 1	vs NYR	0-1	3/1	20:30
Apr. 5	vs LA	0-1	3/0	19:33
Apr. 7	vs ANA	0-0	1/-2	15:28
Apr. 10	@ COL	0-1	2/-2	16:47
Apr. 12	@ EDM	0-0	4/-1	16:42
Apr. 13	@ CGY	2-0	8/1	11:45

## NHL MILESTONES

**100th NHL Game:** Nov. 23/01 at BOS  
**500th NHL Game:** Nov. 23/07 at STL  
**900th NHL Game:** Apr. 13/13 at COL  
**100th NHL Point:** Oct. 18/03 at MIN  
**500th NHL Point:** Jan. 16/10 vs PIT  
**800th NHL Point:** Mar. 27/14 at COL  
**100th NHL Goal:** Jan. 13/07 at TOR  
**300th NHL Goal:** Nov. 28/13 at OTT  
**100th NHL Assist:** Nov. 22/05 vs CHI  
**400th NHL Assist:** Apr. 7/11 vs MIN

# #33 HENRIK SEDIN

(HEHN-rihk suh-DEEN)

## CAREER STATS

**MOST GOALS IN A GAME** 3

NOV. 14/09 at COL

**MOST ASSISTS IN A GAME** 4

THREE TIMES—LATEST FEB. 18/12 vs TOR

**MOST POINTS IN A GAME** 4

EIGHT TIMES—LATEST FEB. 18/12 vs TOR: 0-4-4

**HAT TRICKS** 1

NOV. 14/09 at COL

**GAME-WINNING GOALS** 34

LATEST NOV. 22/13 vs CBJ

**POWER PLAY GOALS** 50

LATEST DEC. 14/13 vs BOS

**SHORTHANDED GOALS** 6

LATEST APR. 6/13 vs CGY

**OVERTIME POINTS** 4-15-19

**SHOOTOUT RECORD** 0/5

0 GDG

**PENALTY SHOT RECORD** 2/3

LATEST MAR. 14/13 vs NSH: goal (Mason)



## REGULAR SEASON

## PLAYOFFS

## H. SEDIN vs NHL

SEASON	CLUB	LEA	GP	G	A	PTS	PIM	GP	G	A	PTS	PIM
1997-98	MoDo	SWE	39	1	4	5	8	7	0	0	0	0
1998-99	MoDo	SWE	49	12	22	34	32	13	2	8	10	6
1999-00	MoDo	SWE	50	9	38	47	22	13	5	9	14	2
2000-01	Vancouver	NHL	82	9	20	29	38	4	0	4	4	0
2001-02	Vancouver	NHL	82	16	20	36	36	6	3	0	3	0
2002-03	Vancouver	NHL	78	8	31	39	38	14	3	2	5	8
2003-04	Vancouver	NHL	76	11	31	42	32	7	2	2	4	2
2004-05	MoDo	SWE	44	14	22	36	50	6	1	3	4	6
2005-06	Vancouver	NHL	82	18	57	75	56	—	—	—	—	—
2006-07	Vancouver	NHL	82	10	71	81	66	12	2	2	4	14
2007-08	Vancouver	NHL	82	15	61	76	56	—	—	—	—	—
2008-09	Vancouver	NHL	82	22	60	82	48	10	4	6	10	2
2009-10	Vancouver	NHL	82	29	83	112	48	12	3	11	14	6
2010-11	Vancouver	NHL	82	19	75	94	40	25	3	19	22	16
2011-12	Vancouver	NHL	82	14	67	81	52	5	2	3	5	4
2012-13	Vancouver	NHL	48	11	34	45	24	4	0	3	3	4
2013-14	Vancouver	NHL	70	11	39	50	42	—	—	—	—	—
VANCOUVER/NHL TOTALS			1010	193	649	842	576	99	22	52	74	56

## NHL FIRSTS

**First Game:** Oct. 5/00 at PHI

**First Goal:** Oct. 16/00 vs TOR

**First Assist:** Oct. 6/00 at FLA

## STREAKS

**Goals:** 4 games Mar. 26-Apr. 2/02: 4 goals

**Assists:** 7 games Twice (latest Dec. 29/09-Jan. 11/10: 12 assists)

**Points:** 12 games Oct. 12/13-Nov. 5/13: 3-11-14

## HONOURS

Cyclone Taylor Trophy: 2013, 2012, 2010

NHL All-Star Game: 2012, 2011

Hart Memorial Trophy: 2010

Sporting News Player of the Year: 2010

Swedish Elite League Co-MVP: 1999

Cyrus H. McLean Trophy: 2014, 2012, 2009, 2008

NHL First Team All-Star: 2011, 2010

Art Ross Trophy: 2010

Molson Cup: 2010

TEAM	GP	G	A	PTS	PIM
Anaheim	51	7	32	39	18
Arizona	51	10	29	39	28
Boston	14	2	5	7	8
Buffalo	14	2	7	9	4
Calgary	78	12	58	70	54
Carolina	12	0	11	11	6
Chicago	47	13	31	44	24
Colorado	75	19	42	61	36
Columbus	48	12	29	41	16
Dallas	48	10	32	42	30
Detroit	49	8	35	43	28
Edmonton	77	16	56	72	38
Florida	13	2	11	13	12
Los Angeles	52	7	29	36	46
Minnesota	74	11	47	58	40
Montreal	20	7	10	17	4
Nashville	47	8	36	44	54
New Jersey	13	2	10	12	8
NY Islanders	13	5	8	13	10
NY Rangers	11	1	5	6	4
Ottawa	17	4	13	17	10
Philadelphia	13	2	16	18	6
Pittsburgh	13	3	10	13	10
St. Louis	50	8	30	38	20
San Jose	51	11	23	34	28
Tampa Bay	12	2	7	9	14
Toronto	21	4	16	20	10
Washington	13	1	7	8	6
Winnipeg	13	4	4	8	4

**Totals** 1010 193 649 842 576



## ACQUIRED

Vancouver's second choice, third overall, in the 1999 NHL Entry Draft.

## PERSONAL

Hennik, his wife Johanna and sons Valter and Harry live in Vancouver during the season...Spends his summers in his native Sweden, where he enjoys boating and golfing...Likes to play cards and backgammon when on the road...Hawaii is one of his favourite vacation destinations...Enjoys playing soccer during the off-season.

## CAREER HIGHLIGHTS

**2013.14:** Played in 70 games this season, leading the team in scoring with 50 points (11-39-50)...Tied for first on the team for power play points (8), ranked second in faceoffs won (574) and tied for first in road scoring (2-23-25)...Awarded the Cynus H. McLean Award as the team's leading scorer...Finished the season ranking first in franchise history in scoring (193-649-842), first in assists and second in games played (1010)...Recorded two assists and won 16 faceoffs, Mar. 16 at FLA...Played his 1000th career game, becoming the only Vancouver Canucks in franchise history to play all 1000 games in a Canucks uniform, Mar. 12 at WPG...Ended his franchise record-setting iron man streak after playing his 679th consecutive game, Jan. 18 vs CGY...Collected three assists, including two on the power play, Jan. 5 vs ANA...Collected two goals, notching his first game-winning goal of the season, Nov. 25 vs CBJ...Had a career best 12-game scoring streak, recording 14 points (3-11-14), Oct. 12-Nov. 5...Recorded his 800th career point, collecting two assists and finishing 12-5 (77%) in the faceoff circle, Oct. 15 at PHL...Started the season on a five-game scoring streak, compiling six points (0-6-6), Oct. 3-Oct. 8...**2012.13:** Appeared in 48 games, collecting 45 points (11-34-45)...Ranked first on the Canucks in scoring and 20th in the NHL...Enters the postseason having played 629 consecutive games, holding the seventh longest ironman streak in League history...Ranks first in Canucks history for points (792) and assists (601), ranks second for games played (940) and tied for third for game-winning goals (33)...Became the 76th player in NHL history to reach 600 assists, Apr. 6 vs CGY...Moved into first in franchise scoring record with his 757th point and passing Markus Naslund (346-410-756), Feb. 15 vs DAL...Became the 18th Swedish born NHL player to play 900 NHL games, reaching the milestone Feb. 1 vs CHL...Moved into second in franchise history for most games played (897), passing Stan Smyl (896 GP), Jan. 27 at SJ...**2011.12:** Ranked tied for seventh in League scoring, first in assists and ninth for most power play points (81-19-27)...Finished the season having played in 581 consecutive games, holding the seventh longest ironman streak in League history...Moved into second in franchise history for most points (734), surpassing Trevor Linden, Mar. 14 vs PHX...Appeared in his 535th consecutive game, surpassing Brendan Morrison for the franchise's longest ironman streak, Dec. 26 vs EDM...Collected his 700th career point, becoming just the ninth Swedish born player and fourth youngest to reach that mark, Dec. 15 at CAR...Moved into third place in club history for most points, Oct. 20 vs NSH...Led the Canucks in playoff scoring with five points (2-3-5) in five games, **2010.11:** Finished fourth in the League in scoring this season, recording 94 points (19-75-94) in 82 games played...Led the League in assists (75)...Ranked fifth in the League in power play scoring (8-27-35)...Is the League's second longest active ironman, having played 498 consecutive games...Moved into fourth place for all-time scoring in franchise history with 666 points (157-509-666) and games played (810)...Appeared in his 800th career game, Mar. 16 vs COL...Named to the 2011 NHL All-Star Game and collected two assists in the game...Recorded his 600th career point, Dec. 1 at CGY...Started the season on a six-game scoring streak (0-9-9), Oct. 9-19...Named as the Canucks 13th captain in franchise history prior to the season...Ranked second in the League in scoring during the postseason with 22 points (3-19-22) in 25 games played...Led the League in assists during the playoffs with 19...Established a career high 22 points (3-19-22) in 25 playoff games and finished the playoffs tied for second all-time in franchise history with 66 points (34-32-66)...**2009.10:** Led the NHL in scoring, recording a career high 112 points (29-83-112) to win the Art Ross Trophy...Awarded the Hart Memorial Trophy as League MVP...Led the NHL with 83 assists and set new franchise record...Set new franchise single season points record improving on Pavel Bure's 110 point season (1992.93)...Moved into first place in club history for most career assists (434)...Was the second longest active ironman, having played in 416 consecutive games...Set new record with franchise-leading 416th career assist, Mar. 14 vs CGY...Surpassed Thomas Gradin to become highest scoring centre and fourth leading scorer in club history with an assist, his 551st career point, Mar. 13 vs OTT...Established a career high in points (83) after registering three assists, Mar. 3 at DET...Set new single season career goal high with his 23rd, Jan. 23 vs CHL...**2008.09:** Recorded 60 assists, placing eighth in the League...Shared the scoring lead on the Canucks with 82 points (22-60-82) and ranked tied for 14th in the League for most points...Finished the season as the third longest active ironman, having played in 335 consecutive games...Set the franchise record for most points in a single month with 19 (7-12-19) in March, surpassing the record of 16 held by four players...Played in his 300th consecutive game and moved into ninth place in franchise history for games played (611), Jan. 18 vs CBJ...**2007.08:** Led the team in scoring with 76 points...Ranked fourth in NHL assists (61), and tied for 11th in power play assists (25)...Tallied his fourth consecutive goal in as many games, Jan. 3 vs NYR...**2006.07:** Set career highs in points (88), assists (71 - franchise record) and PIMs (66)...Ranked fourth in the League in assists (77) and tied for fifth for power play assists (34)...Netted one power play goal and one assist in Game 7 of Western Conference Quarter-Final, Apr. 23 vs DAL...Scored the quadruple OT game-winning goal and had an assist, Apr. 11 at DAL...Earned his 71st assist of the season on the OT game-winner, Apr. 7 at SJ...Registered three assists, his 63rd of the season, to surpass Andre Boudrias' (62) franchise record for most assists in a single season, Mar. 25 vs COL...Recorded his 58th assist setting a new career high, Mar. 17 vs DET...**2005.06:** Set career highs in goals (18), assists (57), points (75), and time on ice with an average of 16:54 per game...Led the team in assists and plus/minus with a +11 and was second in team scoring...Accumulated four points, setting a career high for most points in a game, and was named second star, Jan. 31 at PHL...Had a seven game point streak (3-5-8), Oct. 1-29...**2003.04:** Played 76 games, finishing with a career high 42 points (11-31-42) and 32 penalty minutes...Recorded his 30th assist and 39th point (tying career high for points) of the season, Feb. 28 vs STL...**2002.03:** Finished the season with new career highs in assists and points (8-31-39), playing in 78 games...**2001.02:** Scored the OT winning goal in Game 1 of the Canucks vs DET first round playoff series...Set new career highs for goals (16) and points (36)...**2000.01:** Finished tied for 12th among all rookies with 29 points (19-20-29)...Ranked fourth among NHL rookies with 450 face-offs won.

## INTERNATIONAL

Olympics: 2010, 2006 (gold)  
World Championships: 2013 (gold), 2005, 2001 (bronze), 2000, 1999 (bronze)  
World U18 Championships: 1998 (gold), 1997 (silver)  
World Cup: 2004  
World Junior Championships: 2000, 1999, 1998

## 2013.14 GAME BY GAME

Oct. 3	@ SJ	0-1	2/0	18:42
Oct. 5	vs EDM	0-3	2/2	20:32
Oct. 6	@ CGY	0-1	2/0	21:20
Oct. 8	vs NJ	0-1	2/2	23:08
Oct. 10	vs SJ	0-0	2/1	22:30
Oct. 12	vs MTL	1-0	3/1	20:06
Oct. 15	@ PHI	0-2	1/2	22:04
Oct. 17	@ BUF	0-1	1/1	23:35
Oct. 19	@ PIT	0-1	2/1	24:52
Oct. 20	@ CBJ	1-0	2/2	20:56
Oct. 22	@ NYI	1-0	3/2	22:36
Oct. 24	@ NJ	0-2	1/2	25:53
Oct. 25	@ STL	0-1	2/0	25:04
Oct. 28	vs WSH	0-1	4/2	23:15
Oct. 30	vs DET	0-1	0/1	26:42
Nov. 2	vs TOR	0-1	1/0	23:17
Nov. 5	@ PHX	0-1	1/0	23:40
Nov. 7	@ SJ	0-0	3/0	23:44
Nov. 9	@ LA	0-0	0/2	15:41
Nov. 10	@ ANA	0-0	1/3	21:34
Nov. 14	vs SJ	0-1	1/0	24:11
Nov. 17	vs DAL	1-0	3/1	22:36
Nov. 19	vs FLA	0-1	1/1	25:26
Nov. 22	@ CBJ	2-0 (W)	3/2	17:00
Nov. 23	vs CHI	0-0	2/0	25:05
Nov. 25	@ LA	1-0	3/0	21:18
Nov. 28	@ OTT	0-2	0/0	17:48
Nov. 30	@ NYR	0-0	2/1	15:42
Dec. 1	@ CAR	0-1	2/1	20:31
Dec. 3	@ NSH	0-0	2/1	21:11
Dec. 6	vs PHX	1-0	3/0	20:55
Dec. 8	vs COL	0-0	0/0	20:12
Dec. 9	vs CAR	0-0	2/1	19:46
Dec. 13	vs EDM	0-0	1/0	16:11
Dec. 14	vs BOS	1-1	1/0	15:58
Dec. 17	@ MIN	0-1	1/1	22:04
Dec. 19	@ DAL	0-0	0/0	18:32
Dec. 20	@ CHI	0-1	0/1	24:21
Dec. 22	vs WPG	0-0	1/0	19:32
Dec. 29	@ CGY	0-1	1/1	20:09
Dec. 30	vs PHI	0-1	3/2	23:20
Jan. 1	vs TB	0-0	2/0	23:45
Jan. 4	@ LA	0-1	0/2	19:49
Jan. 5	@ ANA	0-3	0/0	22:23
Jan. 7	vs PIT	0-0	1/1	23:21
Jan. 10	vs STL	0-1	2/0	20:30
Jan. 13	@ LA	0-0	2/0	20:54
Jan. 15	@ ANA	0-0	1/1	17:31
Jan. 16	@ PHX	0-0	1/0	20:39
Jan. 18	vs CGY	0-0	2/0	12:11
Jan. 21	@ EDM	INJ		
Jan. 23	vs NSH	INJ		
Jan. 26	vs PHX	INJ		
Jan. 27	vs EDM	INJ		
Jan. 29	vs CHI	INJ		
Jan. 31	@ WPG	INJ		
Feb. 3	@ DET	0-0	0/1	21:22
Feb. 4	@ BOS	0-0	0/0	20:30
Feb. 6	@ MTL	INJ		
Feb. 8	@ TOR	INJ		
Feb. 26	vs STL	0-0	1/0	19:34
Feb. 28	vs MIN	0-0	1/0	23:29
Mar. 2	vs OTT	0-0	0/1	19:34
Mar. 4	@ PHX	0-0	1/0	17:53
Mar. 6	@ DAL	0-0	1/1	18:06
Mar. 8	vs CGY	0-0	0/0	15:45
Mar. 10	vs NYI	1-0	1/2	20:46
Mar. 12	@ WPG	0-0	0/0	24:02
Mar. 14	@ WSH	0-0	2/1	21:42
Mar. 16	@ FLA	0-2	2/2	23:48
Mar. 17	@ TB	0-1	0/1	22:25
Mar. 19	vs NSH	0-2	0/1	16:56
Mar. 23	vs BUF	0-0	1/1	11:58
Mar. 26	@ MIN	DND		
Mar. 27	@ COL	DND		
Mar. 29	vs ANA	DND		
Apr. 1	@ NYR	DND		
Apr. 5	vs LA	0-1	1/0	19:57
Apr. 7	vs ANA	0-0	0/1	17:32
Apr. 10	vs COL	1-0	4/2	16:59
Apr. 12	@ EDM	0-0	2/1	15:12
Apr. 13	vs CGY	0-2	0/1	16:32

## NHL MILESTONES

**100th NHL Game:** Nov. 9/01 at CHI  
**500th NHL Game:** Nov. 16/07 vs MIN  
**1000th NHL Game:** Mar. 12/14 at WPG  
**100th NHL Point:** Mar. 25/03 vs DAL  
**500th NHL Point:** Dec. 12/09 vs MIN  
**800th NHL Point:** Oct. 15/13 at PHI  
**100th NHL Goal:** Mar. 13/09 vs LA  
**100th NHL Assist:** Feb. 24/04 vs DET  
**500th NHL Assist:** Mar. 12/11 at CGY  
**600th NHL Assist:** Apr. 3/13 vs CGY

# #29 TOM SESTITO

(TAWM Sehs-TEE-toh)

## CAREER STATS

**MOST GOALS IN A GAME** 2

FEB. 5/13 vs TB

**MOST ASSISTS IN A GAME** 1

SEVEN TIMES—LATEST MAR. 10/14 vs NYI

**MOST POINTS IN A GAME** 2

FEB. 5/13 vs TB: 2-0-2

**HAT TRICKS** 0

**GAME-WINNING GOALS** 1

FEB. 5/13 vs TB

**POWER PLAY GOALS** 2

TWICE—LATEST JAN. 5/14 at ANA

**SHORTHANDED GOALS** 0

**OVERTIME POINTS** 0-0-0

**SHOOTOUT RECORD** 0/0

0 GDG

**PENALTY SHOT RECORD** 0/0



## REGULAR SEASON

## PLAYOFFS

## SESTITO vs NHL

SEASON	CLUB	LEA	GP	G	A	PTS	PIM	GP	G	A	PTS	PIM
2004.05	Plymouth	OHL	35	1	3	4	88	—	—	—	—	—
2005.06	Plymouth	OHL	57	10	10	20	176	13	5	2	7	29
2006.07	Plymouth	OHL	60	42	22	64	135	19	11	6	17	57
2007.08	Columbus	NHL	1	0	0	0	17	—	—	—	—	—
	Syracuse	AHL	66	7	16	23	202	9	3	0	3	57
2008.09	Syracuse	AHL	52	8	12	20	168	—	—	—	—	—
2009.10	Columbus	NHL	3	0	0	0	7	—	—	—	—	—
	Syracuse	AHL	36	10	7	17	138	—	—	—	—	—
2010.11	Columbus	NHL	9	2	2	4	40	—	—	—	—	—
	Adirondack	AHL	11	2	1	3	45	—	—	—	—	—
	Springfield	AHL	46	11	21	32	192	—	—	—	—	—
2011.12	Philadelphia	NHL	14	0	1	1	83	—	—	—	—	—
	Adirondack	AHL	34	9	8	17	120	—	—	—	—	—
2012.13	Vancouver	NHL	23	1	0	1	53	1	0	0	0	2
	Philadelphia	NHL	7	2	0	2	12	—	—	—	—	—
	Adirondack	AHL	1	0	0	0	2	—	—	—	—	—
	Sheffield	EIHL	17	8	11	19	69	—	—	—	—	—
2013.14	Vancouver	NHL	77	5	4	9	213	—	—	—	—	—
VANCOUVER TOTALS			100	6	4	10	266	1	0	0	0	2
NHL TOTALS			134	10	7	17	425	1	0	0	0	2

TEAM	GP	G	A	PTS	PIM
Anaheim	5	2	0	2	24
Arizona	6	0	0	0	4
Boston	2	0	0	0	5
Buffalo	3	0	0	0	5
Calgary	10	0	1	1	59
Carolina	2	1	0	1	10
Chicago	5	1	1	2	2
Colorado	7	0	0	0	5
Columbus	5	0	0	0	9
Dallas	5	0	0	0	39
Detroit	6	0	0	0	2
Edmonton	8	1	1	2	27
Florida	4	0	1	1	7
Los Angeles	7	0	0	0	53
Minnesota	6	0	0	0	15
Montreal	2	0	0	0	0
Nashville	4	0	0	0	0
New Jersey	3	0	0	0	2
NY Islanders	3	0	1	1	4
NY Rangers	8	0	0	0	68
Ottawa	2	0	0	0	7
Philadelphia	2	1	1	0	0
Pittsburgh	2	0	0	0	7
St. Louis	6	0	1	1	31
San Jose	6	0	0	0	2
Tampa Bay	4	2	1	3	0
Toronto	4	0	0	0	15
Vancouver	2	2	0	2	4
Washington	2	0	0	0	4
Winnipeg	3	0	0	0	15

**Totals** 134 10 7 17 425

## NHL FIRSTS

**First Game:** Apr. 6/08 vs STL  
**First Goal:** Dec. 15/10 at VAN  
**First Assist:** Dec. 21/10 vs CGY

## STREAKS

**Points:** 3 games   Dec. 21-26/10: 1-2-3

## HONOURS

Whalers Most Improved Player: 2006  
Whalers Most Valuable Player: 2007  
OHL (Western Conference) Most Improved Player: 2007

## ACQUIRED

Claimed off waivers from Philadelphia Flyers March 1, 2013.

## PERSONAL

Appearing in his first NHL game is his most memorable hockey moment...Has four siblings, including brother Tim who plays for the New Jersey Devils...Enjoys golfing and boating...Is an avid NFL fan, listing the NY Jets as his favourite team.

## CAREER HIGHLIGHTS

**2013.14:** Appeared in 77 games, finishing with nine points (5-4-9) marking a career high in points...Tied for third on the team in hits (12), and first on the team and in the League with 213 penalty minutes...Appeared in his 100th career game, Jan. 10 vs STL...Collected seven hits, Jan. 7 vs PIT...Collected his first power play goal of the season, Jan. 5 at ANA...Notched his first goal of the season, Nov. 10 at ANA. **2012.13:** Appeared in 30 games, collecting three points (3-0-3) and 65 penalty minutes...Split the season between Vancouver (11-0-1 and 53 PIM in 23 GP) and the Philadelphia Flyers (2-0-2 and 12 PIM in 7 GP)...Notched his first goal as a Canuck, Apr. 27 at EDM...Collected a season high 17 PIM, Apr. 6 vs CGY...Played a season high 9:18, Mar. 30 at EDM...Made Canucks debut collecting three hits and five PIM, Mar. 2 vs LA...Was claimed off waivers by Vancouver, Mar. 1...Collected two goals, including the game-winner, Feb. 5 vs TB. **2011.12:** Split the season with the Philadelphia Flyers and AHL Adirondack Phantoms...Ranked fourth on the Flyers in penalty minutes, compiling 83 PIMs in 14 games played...Ranked third on the Phantoms in penalty minutes recorded with 120 PIMs in 34 games played. **2010.11:** Spent the season with the Columbus Blue Jackets, AHL Springfield Falcons and AHL Adirondack Phantoms...Recorded four points (2-2-4) and 90 penalty minutes in nine games with the Blue Jackets...Ranked seventh on the Blue Jackets in penalty minutes...Ranked fifth in scoring with 32 points (11-21-32) and had a team leading 192 penalty minutes in 46 games with Springfield...Recorded three points (2-1-3) and 45 penalty minutes in 11 games with Adirondack. **2009.10:** Registered seven penalty minutes in three games with Columbus...Collected 17 points (10-7-17) and 138 penalty minutes in 36 games with Syracuse (AHL)...Ranked third on the team in penalty minutes...Tallied two points (1-1-2), Oct. 10 vs Adirondack and Oct. 16 vs Norfolk...Notched four points (3-1-4) during a three-game point streak, Oct. 16-23...Recorded two points (1-1-2), Mar. 27 vs Albany...Missed 38 games due to injury. **2008.09:** Collected 20 points (8-12-20) and 168 penalty minutes in 52 games with Syracuse...Scored four power play goals...Ranked third on the club in penalty minutes...Had a career high three points (1-2-3), Oct. 11 vs Rochester...Tied a season high with 22 penalty minutes, Nov. 8 vs Manitoba...Scored back-to-back game-winning goals, Jan. 6-7...Tied a season high with 22 penalty minutes, Feb. 25 at Lake Erie...Played the 100th game of his AHL career, Mar. 3 vs Hamilton. **2007.08:** Collected 17 penalty minutes in his NHL debut, Apr. 6 vs STL...Registered 23 points (7-16-23) and 202 penalty minutes in 66 games with Syracuse...Made his professional hockey debut...Ranked second on the club in penalty minutes...Scored three power play goals...Collected the first point of his professional career in his first professional game with an assist, Oct. 5 at Rochester...Scored two goals, Dec. 30 at Rochester...Added three goals and 57 penalty minutes in nine playoff games...Led club in playoff penalty minutes...Scored the overtime game-winning goal in Game 3 of the Western Conference Quarterfinals at Manitoba, Apr. 22. **2006.07:** Tallied 64 points (42-44-64), 135 penalty minutes and was +6 in 60 games with Plymouth (OHL)...Set career highs in goals, assists, points and plus/minus rating...Added seven game-winning goals, 21 power play goals and four shorthanded goals...Was named Whalers' regular season Most Valuable Player...Was named Most Improved Player and Best Penalty Killer in Western Conference Coaches Poll...Named OHL Player of the Week on Dec. 10 after recording seven points (6-1-7) and being named First Star of the Game twice in three games...Added 17 points (11-6-17) and 57 penalty minutes in 19 playoff games, helping the Whalers claim the OHL championship...Registered seven points (2-5-7) in five Memorial Cup games, tying for the scoring lead in the tournament. **2005.06:** Notched 20 points (10-10-20) and 176 penalty minutes in 57 games with Plymouth...Set career high in penalty minutes...Added seven points (5-2-7) and 29 penalty minutes in 13 playoff games...Named the Whalers' Most Improved Player.

## NHL MILESTONES

**100th NHL Game:** Jan. 10/14 vs STL

## 2013.14 GAME BY GAME

Oct. 3	@ SJ	0-0	0/0	3:28
Oct. 5	vs EDM	0-0	2/0	6:22
Oct. 6	@ CGY	0-0	0/0	6:28
Oct. 8	vs NJ	0-0	0/0	3:21
Oct. 10	vs SJ	0-0	0/1	5:35
Oct. 12	vs MTL	0-0	0/0	5:18
Oct. 15	@ PHI	0-0	0/0	5:21
Oct. 17	@ BUF	0-0	0/0	6:26
Oct. 19	@ PIT	0-0	0/1	4:01
Oct. 20	@ CBJ	0-0	1/-1	3:50
Oct. 22	@ NYI	0-0	0/-1	2:30
Oct. 24	@ NJ	0-0	0/0	8:30
Oct. 25	@ STL	0-0	0/0	11:24
Oct. 28	vs WSH	0-0	0/-2	6:13
Oct. 30	vs DET	0-0	0/1	2:28
Nov. 2	vs TOR	0-0	0/0	2:26
Nov. 5	@ PHX	0-0	1/-1	5:41
Nov. 7	@ SJ	0-0	1/0	4:34
Nov. 9	@ LA	0-0	0/0	10:16
Nov. 10	@ ANA	1-0	2/1	11:42
Nov. 14	vs SJ	0-0	0/0	4:12
Nov. 17	vs DAL	0-0	0/-1	0:30
Nov. 19	vs FLA	0-0	0/0	5:16
Nov. 22	vs CBJ	0-0	1/0	7:13
Nov. 23	vs CHI	0-0	1/0	4:38
Nov. 25	@ LA	0-0	0/-1	4:30
Nov. 28	@ OTT	0-0	0/0	7:29
Nov. 30	@ NYR	0-0	0/-2	7:33
Dec. 1	@ CAR	1-0	1/1	2:31
Dec. 3	@ NSH	0-0	0/0	5:07
Dec. 6	vs PHX	0-0	0/0	5:51
Dec. 8	vs COL	0-0	0/-1	6:37
Dec. 9	vs CAR	INJ		
Dec. 13	vs EDM	INJ		
Dec. 14	vs BOS	INJ		
Dec. 17	@ MIN	0-0	0/0	6:10
Dec. 19	@ DAL	0-0	0/-1	8:03
Dec. 20	@ CHI	0-0	1/0	3:40
Dec. 22	vs WPG	0-0	0/0	6:12
Dec. 29	@ CGY	0-0	1/0	7:13
Dec. 30	vs PHI	1-0	2/1	5:45
Jan. 1	vs TB	0-1	0/1	7:33
Jan. 4	@ LA	0-0	1/0	7:13
Jan. 5	@ ANA	1-0	3/-1	16:16
Jan. 7	vs PIT	0-0	0/1	12:44
Jan. 10	vs STL	0-0	0/0	0:01
Jan. 13	@ LA	0-0	0/0	0:01
Jan. 15	@ ANA	0-0	0/0	8:35
Jan. 16	@ PHX	0-0	0/0	5:34
Jan. 18	vs CGY	0-0	0/0	8:16
Jan. 21	@ EDM	0-1	1/1	6:46
Jan. 23	vs NSH	0-0	0/0	5:56
Jan. 26	vs PHX	0-0	0/-1	3:46
Jan. 27	vs EDM	0-0	0/0	3:26
Jan. 29	vs CHI	1-0	1/0	4:46
Jan. 31	@ WPG	DND		
Feb. 3	@ DET	0-0	1/0	7:46
Feb. 4	@ BOS	0-0	2/0	9:32
Feb. 6	@ MTL	0-0	0/0	7:57
Feb. 8	@ TOR	0-0	0/0	6:06
Feb. 26	vs STL	0-1	0/1	8:15
Feb. 28	vs MIN	0-0	0/0	6:40
Mar. 2	vs OTT	0-0	2/-1	6:40
Mar. 4	@ PHX	0-0	2/0	12:44
Mar. 6	@ DAL	0-0	0/-1	11:04
Mar. 8	vs CGY	0-0	0/1	8:28
Mar. 10	vs NYI	0-1	0/-1	9:35
Mar. 12	@ WPG	0-0	0/0	2:42
Mar. 14	@ WSH	0-0	0/-1	5:56
Mar. 16	@ FLA	0-0	0/0	2:53
Mar. 17	@ TB	0-0	0/0	4:59
Mar. 19	vs NSH	0-0	0/0	6:40
Mar. 23	vs BUF	0-0	0/0	5:40
Mar. 26	@ MIN	0-0	1/-1	6:58
Mar. 27	@ COL	0-0	1/0	3:18
Mar. 29	vs ANA	0-0	0/0	7:57
Apr. 1	vs NYR	0-0	1/-1	2:54
Apr. 5	vs LA	0-0	0/0	8:13
Apr. 7	vs ANA	0-0	0/-1	8:14
Apr. 10	vs COL	0-0	0/0	6:30
Apr. 12	@ EDM	DND		
Apr. 13	vs CGY	0-0	0/-1	10:51

# #18 RYAN STANTON

(RIGH-uhn STAN-tuhn)

## CAREER STATS

**MOST GOALS IN A GAME** 1

OCT. 17/13 AT BUF

**MOST ASSISTS IN A GAME** 3

NOV. 22/13 VS CBJ

**MOST POINTS IN A GAME** 3

NOV. 22/13 VS CBJ: 0-3-3

**HAT TRICKS** 0

**GAME-WINNING GOALS** 0

**POWER PLAY GOALS** 0

**SHORTHANDED GOALS** 0

**OVERTIME POINTS** 0-1-1

**SHOOTOUT RECORD** 0/0

0 GDG

**PENALTY SHOT RECORD** 0/0



## REGULAR SEASON

## PLAYOFFS

## STANTON vs NHL

SEASON	CLUB	LEA	GP	G	A	PTS	PIM	GP	G	A	PTS	PIM
2005.06	St. Albert	AMHL	35	3	15	18	64	-	-	-	-	-
	Moose Jaw	WHL	2	0	0	0	2	-	-	-	-	-
2006.07	Moose Jaw	WHL	54	0	8	8	75	-	-	-	-	-
2007.08	Moose Jaw	WHL	58	4	16	20	68	6	0	0	0	2
2008.09	Moose Jaw	WHL	69	5	29	34	111	-	-	-	-	-
2009.10	Moose Jaw	WHL	59	10	30	40	81	7	0	6	6	4
	Rockford	AHL	2	0	1	1	0	2	0	0	0	0
2010.11	Rockford	AHL	73	3	14	17	76	-	-	-	-	-
2011.12	Rockford	AHL	76	3	14	17	130	-	-	-	-	-
2012.13	Chicago	NHL	1	0	0	0	2	-	-	-	-	-
	Rockford	AHL	73	3	22	25	126	-	-	-	-	-
2013.14	Vancouver	NHL	64	1	15	16	32	-	-	-	-	-
<b>VANCOUVER TOTALS</b>			<b>64</b>	<b>1</b>	<b>15</b>	<b>16</b>	<b>32</b>	-	-	-	-	-
<b>NHL TOTALS</b>			<b>65</b>	<b>1</b>	<b>15</b>	<b>16</b>	<b>34</b>	-	-	-	-	-

TEAM	GP	G	A	PTS	PIM
Anaheim	3	0	1	1	0
Arizona	4	0	1	1	2
Boston	2	0	1	1	2
Buffalo	2	1	0	1	0
Calgary	2	0	1	1	0
Carolina	2	0	0	0	2
Chicago	2	0	1	1	2
Colorado	3	0	0	0	2
Columbus	2	0	3	3	0
Dallas	1	0	0	0	0
Detroit	2	0	1	1	0
Edmonton	4	0	1	1	4
Florida	2	0	0	0	0
Los Angeles	3	0	0	0	5
Minnesota	3	0	0	0	0
Montreal	2	0	0	0	0
Nashville	3	0	0	0	0
New Jersey	2	0	1	1	0
NY Islanders	1	0	0	0	0
NY Rangers	2	0	0	0	0
Ottawa	2	0	0	0	2
Philadelphia	1	0	0	0	0
Pittsburgh	1	0	0	0	0
St. Louis	3	0	0	0	2
San Jose	4	0	2	2	5
Tampa Bay	1	0	0	0	0
Toronto	2	0	0	0	4
Washington	2	0	1	1	2
Winnipeg	2	0	1	1	0
<b>Totals</b>	<b>65</b>	<b>1</b>	<b>15</b>	<b>16</b>	<b>34</b>



## NHL FIRSTS

**First Game:** Apr. 27/13 at STL  
**First Goal:** Oct. 17/13 at BUF  
**First Assist:** Oct. 6/13 at CGY

## STREAKS

**Assists:** 3 games Twice (latest Jan. 27-31/14: 3 assists)  
**Points:** 3 games Twice (latest Jan. 27-31/14: 0-3-3)

## HONOURS

IceHogs Defensive Player of the Year: 2012  
 IceHogs Most Improved Player: 2011

## ACQUIRED

Claimed off waivers from Chicago Blackhawks September 30, 2013.

## PERSONAL

Grew up skating at the outdoor rink at Muriel Martin Elementary School in St. Albert...Ryan's mother Deanne is a Burnaby native. His brother Ty currently plays for the Medicine Hat Tigers.

## CAREER HIGHLIGHTS

**2013.14:** Completed his first year with the Vancouver Canucks with 16 points (1-15-16). 32 penalty minutes and playing a total of 64 games...Played an average of 14:42 TOI, and finished the season with a plus-five...Collected a three point streak in three games (0-3-3) from Jan. 27-Jan. 31...Tallied three assists, Nov. 22 vs CBJ...Recorded his first NHL goal, Oct. 17 at BUF...Assisted in three consecutive games, Oct. 6-Oct. 10.  
**2012.13:** Made his NHL debut with Chicago, Apr. 27 vs STL and was a plus-one rating with two penalty minutes...Played in his third season with Chicago's AHL affiliate Rockford, registering 25 points (3-22-25) and 126 penalty minutes in 73 games played...Ranked second among Rockford defencemen in assists (22) and points (25) and ranked second on the team in plus-minus with a +16 rating...Scored a goal Apr. 5 vs Milwaukee...Notched the game-winner (1-1-2), Apr. 2 vs Milwaukee...Recorded two multi-point games, with two assists Jan. 19 vs Grand Rapids and two assists, Dec. 15 vs Hamilton.  
**2011.12:** Played in his second season with Rockford, recording 17 points (3-14-17) and 130 penalty minutes in 76 games played...Named Rockford's Top Defencemen...Notched two assists, Mar. 3 vs Peoria...Tallied a career high three assists, Nov. 25 vs Peoria.  
**2010.11:** Played in his first full season in the AHL with Rockford, registering 17 points (3-14-17) in 73 games played...Ranked third among Rockford defencemen in points...Named Rockford's Most Improved Player for the season...Notched two goals, Mar. 23 vs San Antonio...Scored his first AHL goal (1-1-2), Feb. 23 vs Chicago...Registered his first AHL multi-point game (0-2-2), Oct. 15 vs Abbotsford.  
**2009.10:** Appeared in two games with Rockford, recording his first AHL point (0-1-1), Apr. 10 vs San Antonio...Made his AHL debut, Apr. 6 vs Houston, finishing with a +1 rating...Led Moose Jaw defencemen in scoring with 40 points (10-30-40) and 81 penalty minutes in 58 games played...Registered seven multi-point games during the season...Recorded four assists, Dec. 11 vs Edmonton...Tallied a point in six straight games (3-8-11) from Oct. 30-Nov.14...Registered three points (1-2-3), Oct. 9 vs Swift Current...Recorded six points (0-6-6) in seven games against Calgary during the 2010 AHL Playoffs.  
**2008.09:** Appeared in 69 games for Moose Jaw in his third WHL season...Led all Moose Jaw defencemen in assists (34) and finished third on the team with 111 penalty minutes.  
**2007.08:** Skated in his second full WHL season, registering 20 points (4-16-20) and 68 penalty minutes in 58 games played...Recorded first WHL goal, Oct. 14 vs Regina.  
**2006.07:** Appeared in first full season with Moose Jaw recording eight points (0-8-8) and 75 penalty minutes in 54 games played...Made WHL debut, Mar. 8 vs Brandon.

## 2013.14 GAME BY GAME

Oct. 3	@ SJ	0-0	0-1	9:29
Oct. 5	vs EDM	0-0	1/0	11:30
Oct. 6	@ CGY	0-1	0/2	16:19
Oct. 8	vs NJ	0-1	2/1	14:35
Oct. 10	vs SJ	0-1	1/0	15:17
Oct. 12	vs MTL	0-0	0-1	14:25
Oct. 15	@ PHI	0-0	0/0	13:25
Oct. 17	@ BUF	1-0	1/1	18:47
Oct. 19	@ PIT	0-0	2/1	12:48
Oct. 20	@ CBJ	0-0	4-1	11:37
Oct. 22	@ NYI	0-0	0/1	12:22
Oct. 24	@ NJ	0-0	1/1	17:26
Oct. 25	@ STL	0-0	1/0	18:27
Oct. 28	vs WSH	0-1	3/0	11:53
Oct. 30	vs DET	0-1	0-1	12:28
Nov. 2	vs TOR	0-0	1/0	11:42
Nov. 5	@ PHX	0-0	3/0	16:56
Nov. 7	@ SJ	0-1	0/0	10:30
Nov. 9	@ LA	0-0	0/0	15:15
Nov. 10	@ ANA	0-0	2/0	13:06
Nov. 14	vs SJ	0-0	1/0	12:34
Nov. 17	vs DAL	0-0	0-1	12:08
Nov. 19	vs FLA	0-0	1/0	15:00
Nov. 22	vs CBJ	0-3	1/3	15:55
Nov. 23	vs CHI	0-0	1/1	10:25
Nov. 25	@ LA	0-0	1-1	7:44
Nov. 28	@ OTT	0-0	0/1	13:03
Nov. 30	@ NYR	0-0	3/0	17:08
Dec. 1	@ CAR	0-0	0/0	11:49
Dec. 3	@ NSH	0-0	0/0	14:45
Dec. 6	vs PHX	0-1	3/1	17:38
Dec. 8	vs COL	0-0	1-1	18:44
Dec. 9	vs CAR	0-0	1/0	18:06
Dec. 13	vs EDM	0-0	1/0	20:10
Dec. 14	vs BOS	0-0	0-1	18:05
Dec. 17	@ MIN	0-0	0/1	6:42
Dec. 19	@ DAL	INJ		
Dec. 20	@ CHI	INJ		
Dec. 22	vs WPG	INJ		
Dec. 29	@ CGY	INJ		
Dec. 30	vs PHI	INJ		
Jan. 1	vs TB	INJ		
Jan. 4	@ LA	INJ		
Jan. 5	@ ANA	INJ		
Jan. 7	vs PIT	INJ		
Jan. 10	vs STL	INJ		
Jan. 13	@ LA	INJ		
Jan. 15	@ ANA	INJ		
Jan. 16	@ PHX	INJ		
Jan. 18	vs CGY	INJ		
Jan. 21	@ EDM	INJ		
Jan. 23	vs NSH	0-0	1/1	11:32
Jan. 26	vs PHX	0-0	1/0	10:34
Jan. 27	vs EDM	0-1	2/2	14:14
Jan. 29	vs CHI	0-1	0/0	15:44
Jan. 31	@ WPG	0-1	1/1	22:52
Feb. 3	@ DET	0-0	1-1	19:22
Feb. 4	@ BOS	0-1	0/1	21:11
Feb. 6	@ MTL	0-0	3/0	21:47
Feb. 8	@ TOR	0-0	2/1	16:14
Feb. 26	vs STL	0-0	1/1	16:26
Feb. 28	vs MIN	0-0	1/0	15:07
Mar. 2	vs OTT	0-0	3/0	15:07
Mar. 4	@ PHX	0-0	0/0	14:50
Mar. 6	@ DAL	INJ		
Mar. 8	vs CGY	INJ		
Mar. 10	vs NYI	INJ		
Mar. 12	@ WPG	0-0	1/0	13:20
Mar. 14	@ WSH	0-0	0-2	11:00
Mar. 16	@ FLA	0-0	1/1	13:29
Mar. 17	@ TB	0-0	0/1	11:38
Mar. 19	vs NSH	0-0	1/0	13:15
Mar. 23	vs BUF	0-0	0/2	15:04
Mar. 26	@ MIN	0-0	0-1	16:50
Mar. 27	@ COL	0-0	1-1	16:35
Mar. 29	vs ANA	0-1	1/1	15:07
Apr. 1	vs NYR	0-0	1/0	13:57
Apr. 5	vs LA	0-0	3/0	11:05
Apr. 7	vs ANA	0-0	0-1	14:23
Apr. 10	vs COL	0-0	3/0	17:16
Apr. 12	@ EDM	0-0	0/1	17:56
Apr. 13	vs CGY	0-0	1/2	17:26

# #8 CHRIS TANEV

(KRIHS TA-nehv)

## CAREER STATS

**MOST GOALS IN A GAME** 1

8 TIMES—LATEST MAR. 10/14 vs NYI

**MOST ASSISTS IN A GAME** 2

TWICE—LATEST MAR. 14/14 at WSH

**MOST POINTS IN A GAME** 2

TWICE—LATEST MAR. 14/14 at WSH: 0-2-2

**HAT TRICKS** 0

**GAME-WINNING GOALS** 3

LATEST DEC. 22/13 vs WPG

**POWER PLAY GOALS** 0

**SHORTHANDED GOALS** 1

DEC. 14/13 vs BOS

**OVERTIME POINTS** 1-0-1

**SHOOTOUT RECORD** 0/0

0 GDG

**PENALTY SHOT RECORD** 0/0



## REGULAR SEASON

## PLAYOFFS

## TANEV vs NHL

SEASON	CLUB	LEA	GP	G	A	PTS	PIM	GP	G	A	PTS	PIM
2006.07	Durham	OPJHL	40	0	9	9	8	4	0	3	3	6
2007.08	Durham	OPJHL	19	1	6	7	12	—	—	—	—	—
	Stouffville	OPJHL	4	0	0	0	0	—	—	—	—	—
	Markham	OPJHL	26	1	9	10	12	23	1	2	3	4
2008.09	Markham	OJHL	50	4	37	41	33	14	1	5	6	8
2009.10	R.I.T.	NCAA	41	10	18	28	4	—	—	—	—	—
2010.11	Vancouver	NHL	29	0	1	1	0	5	0	0	0	0
	Manitoba	AHL	39	1	8	9	16	14	1	2	3	4
2011.12	Vancouver	NHL	25	0	2	2	2	5	0	0	0	0
	Chicago	AHL	34	0	14	14	6	—	—	—	—	—
2012.13	Vancouver	NHL	38	2	5	7	10	—	—	—	—	—
	Chicago	AHL	29	2	10	12	6	—	—	—	—	—
2013.14	Vancouver	NHL	64	6	11	17	12	—	—	—	—	—
VANCOUVER/NHL TOTALS			156	8	19	27	20	10	0	0	0	0

TEAM	GP	G	A	PTS	PIM
Anaheim	8	0	0	0	4
Arizona	12	1	2	3	2
Boston	2	1	0	1	0
Buffalo	1	0	0	0	0
Calgary	12	0	1	1	0
Carolina	2	1	0	1	0
Chicago	6	0	0	0	0
Colorado	8	0	1	1	2
Columbus	8	0	0	0	0
Dallas	11	0	1	1	0
Detroit	5	0	0	0	2
Edmonton	10	1	0	1	2
Florida	2	0	0	0	0
Los Angeles	10	1	1	2	2
Minnesota	9	0	0	0	0
Montreal	3	0	0	0	2
Nashville	9	0	2	2	0
New Jersey	3	0	2	2	0
NY Islanders	2	1	2	3	0
NY Rangers	1	0	0	0	2
Ottawa	2	0	1	1	0
Philadelphia	2	0	1	1	0
Pittsburgh	3	1	0	1	0
St. Louis	6	0	0	0	2
San Jose	10	0	1	1	0
Tampa Bay	2	0	0	0	0
Toronto	2	0	1	1	0
Washington	2	0	3	3	0
Winnipeg	3	1	0	1	0

**Totals** 156 8 19 27 20

## NHL FIRSTS

**First Game:** Jan. 18/11 at COL  
**First Goal:** Feb. 4/13 at EDM  
**First Assist:** Jan. 24/11 vs DAL

## HONOURS

Atlantic Hockey Association (NCAA) Rookie of the Year: 2010  
 Atlantic Hockey Association (NCAA) All-Rookie Team: 2010  
 Atlantic Hockey Association (NCAA) All Tournament Team: 2010  
 Craig Lauzon Award (RIT-Top Newcomer): 2010  
 Markham Waxers Defenceman of the Year (RIT): 2009

## ACQUIRED

Signed by Vancouver on May 31, 2010.

## PERSONAL

Enjoys playing golf...Names the Buffalo Bills as his favourite NFL team...Lists his first game of the Stanley Cup Final as his most memorable hockey moment...Steve Yzerman was his favourite hockey player growing up.

## CAREER HIGHLIGHTS

**2013.14:** Registered a career high 17 points (6-11-17) and had eight penalty minutes in 64 games with Vancouver...Missed 18 games due to injury...Tied for first on the Canucks in blocked shots (136)...Recorded two assists and finished +3, Mar. 14 at WSH...Notched the game-winning goal and finished +1, Dec. 22 vs WPG...Recorded his first career shorthanded goal, Dec. 14 vs BOS...Registered his first game-winning goal of the season, Dec. 9 vs CAR...Registered his first career multi-point game, collecting two assists and adding five blocked shots, Oct. 22 at NYL...Appeared in his 100th career game, Oct. 17 at BUF...Notched his first assist of the season, Oct. 8 vs NJ. **2012.13:** Appeared in 38 games, collecting seven points (2-5-7) and was +4 in his third NHL season with Vancouver...Averaged 17.17 TOI per game and ranked third on the Canucks for blocked shots (61)...Scored his second goal of the season, Mar. 21 at PHX...Played a season high 24:32, blocking two shots and recording two hits, Mar. 7 at CBJ...Had a season high five blocked shots, Mar. 2 vs LA...Scored his first career NHL goal in overtime, Feb. 14 at EDM...Recorded his first assist of the season, Jan. 28 at LA...Finished +2 and added two hits and two shots, Jan. 25 at ANA. **2011.12:** Appeared in 25 games, collecting two assists and a plus-10 rating in his second NHL season...Registered a career high three shots and a career high 20:06 minutes played, Mar. 28 vs COL...Collected an assist, Mar. 14 at PHX...Recorded his second career assist and first of the season, Feb. 24 at NJ...Appeared in five playoff games. **2010.11:** Made his NHL debut with Vancouver...Skated in five NHL playoff games with Vancouver, including three Stanley Cup Final games against Boston...Averaged 14:40 TOI during the playoffs...Registered 11 blocked shots in five playoff games...Appeared in 29 regular season games with Vancouver, recording an assist and registering 32 blocked shots...Recorded his first NHL point, an assist, Jan. 24 vs DAL...Made his NHL debut, Jan. 18 at COL. **2009.10:** Named Atlantic Hockey's Rookie of the Year and was named to the Atlantic Hockey All-Rookie Team and Atlantic Hockey All-Tournament Team...Received the Craig Lauzon Award for top newcomer with R.I.T. following his rookie season...Helped the R.I.T. Tigers of the Atlantic Hockey Association (AHA) to their first appearance in the NCAA Tournament and the Frozen Four Semi-Final...Registered the game's opening goal in a 2-1 victory over No. 2 ranked Denver, Mar. 26 at the NCAA Regional Semi-Final...Helped R.I.T. advance to the conference championship, defeating the Sacred Heart Pioneers in the final to advance to the NCAA tournament...Finished fourth on the team in scoring with 28 points (10-18-28) in 41 games played...Led R.I.T. in plus/minus at +33. **2008.09:** Was named the Markham Waxers defenceman of the year following the 2008.09 season...Led all Markham defencemen in scoring with 41 points (4-37-41) in 50 games played.

## NHL MILESTONES

**100th NHL Game:** Oct. 17/13 at BUF

## 2013.14 GAME BY GAME

Oct. 3	@ SJ	0-0	1/-2	17:57
Oct. 5	vs EDM	0-0	1/2	17:47
Oct. 6	@ CGY	0-0	1/1	19:27
Oct. 8	vs NJ	0-1	3/1	13:49
Oct. 10	vs SJ	0-1	0/-1	16:30
Oct. 12	vs MTL	0-0	1/0	20:26
Oct. 15	@ PHI	0-1	3/1	22:01
Oct. 17	@ BUF	0-0	2/1	21:21
Oct. 19	@ PIT	0-0	0/0	23:59
Oct. 20	@ CBJ	0-0	0/-1	18:02
Oct. 22	@ NYI	0-2	0/1	21:12
Oct. 24	@ NJ	0-0	1/1	19:32
Oct. 25	@ STL	0-0	0/-1	21:38
Oct. 28	vs WSH	0-1	1/0	17:24
Oct. 30	vs DET	0-0	1/0	16:46
Nov. 2	vs TOR	0-1	1/2	15:34
Nov. 5	@ PHX	0-0	1/-1	19:54
Nov. 7	@ SJ	0-0	0/1	19:48
Nov. 9	@ LA	0-0	1/-2	20:36
Nov. 10	@ ANA	0-0	0/1	19:50
Nov. 14	vs SJ	0-0	3/-1	23:10
Nov. 17	vs DAL	0-0	1/0	16:21
Nov. 19	vs FLA	0-0	0/1	21:57
Nov. 22	vs CBJ	0-0	2/0	18:26
Nov. 23	vs CHI	0-0	0/-1	17:12
Nov. 25	@ LA	1-0	1/1	17:27
Nov. 28	@ OTT	0-1	0/3	20:12
Nov. 30	@ NYR	0-0	1/-2	19:28
Dec. 1	@ CAR	0-0	0/-2	23:12
Dec. 3	@ NSH	0-0	0/0	24:10
Dec. 6	vs PHX	0-0	3/0	24:54
Dec. 8	vs COL	0-0	1/1	23:05
Dec. 9	vs CAR	1-0 (W)	1/1	23:22
Dec. 13	vs EDM	0-0	4/1	22:54
Dec. 14	vs BOS	1-0	1/2	20:05
Dec. 17	@ MIN	0-0	1/1	26:01
Dec. 19	@ DAL	0-0	1/1	20:23
Dec. 20	@ CHI	0-0	1/0	23:45
Dec. 22	vs WPG	1-0 (W)	1/1	19:37
Dec. 29	@ CGY	0-0	0/0	23:40
Dec. 30	vs PHI	0-0	0/0	21:41
Jan. 1	vs TB	0-0	2/0	21:17
Jan. 4	@ LA	0-0	1/0	21:53
Jan. 5	@ ANA	0-0	0/0	27:39
Jan. 7	vs PIT	0-0	3/-1	24:33
Jan. 10	vs STL	0-0	1/0	24:33
Jan. 13	@ LA	0-0	1/-1	22:12
Jan. 15	@ ANA	0-0	0/-1	20:43
Jan. 16	@ PHX	0-0	1/0	19:57
Jan. 18	vs CGY	0-0	4/0	33:02
Jan. 21	@ EDM	0-0	0/-1	21:05
Jan. 23	vs NSH	0-1	1/1	18:12
Jan. 26	vs PHX	0-0	0/2	21:46
Jan. 27	vs EDM	0-0	1/0	21:34
Jan. 29	vs CHI	INJ		
Jan. 31	@ WPG	INJ		
Feb. 3	@ DET	INJ		
Feb. 4	@ BOS	INJ		
Feb. 6	@ MTL	INJ		
Feb. 8	@ TOR	INJ		
Feb. 26	vs STL	INJ		
Feb. 28	vs MIN	0-0	2/0	19:44
Mar. 2	vs OTT	0-0	0/0	19:16
Mar. 4	@ PHX	0-0	2/0	19:31
Mar. 6	@ DAL	0-0	1/-1	19:19
Mar. 8	vs CGY	0-0	0/0	23:22
Mar. 10	vs NYI	1-0	1/1	17:10
Mar. 12	@ WPG	0-0	1/0	23:27
Mar. 14	@ WSH	0-2	1/3	22:03
Mar. 16	@ FLA	0-0	2/1	23:00
Mar. 17	@ TB	0-0	0/0	8:04
Mar. 19	vs NSH	INJ		
Mar. 23	vs BUF	INJ		
Mar. 26	@ MIN	INJ		
Mar. 27	@ COL	INJ		
Mar. 29	vs ANA	INJ		
Apr. 1	vs NYR	INJ		
Apr. 5	vs LA	INJ		
Apr. 7	vs ANA	INJ		
Apr. 10	vs COL	INJ		
Apr. 12	@ EDM	INJ		
Apr. 13	vs CGY	INJ		

# #44 LINDEN VEY

(LIHN-duhn VAY)

## CAREER STATS

**MOST GOALS IN A GAME** 0

**MOST ASSISTS IN A GAME** 2

NOV. 14/13 at NYI

**MOST POINTS IN A GAME** 2

NOV. 14/13 at NYI

**HAT TRICKS** 0

**GAME-WINNING GOALS** 0

**POWER PLAY GOALS** 0

**SHORTHANDED GOALS** 0

**OVERTIME POINTS** 0-0-0

**SHOOTOUT RECORD** 0/1

0 GDG

**PENALTY SHOT RECORD** 0/0



## REGULAR SEASON

## PLAYOFFS

## VEY vs NHL

SEASON	CLUB	LEA	GP	G	A	PTS	PIM	GP	G	A	PTS	PIM	TEAM	GP	G	A	PTS	PIM
2006.07	Medicine Hat	WHL	2	0	0	0	2	-	-	-	-	-	Buffalo	2	0	0	0	0
2007.08	Medicine Hat	WHL	48	8	9	17	21	5	0	1	1	2	Calgary	2	0	0	0	0
2008.09	Medicine Hat	WHL	71	24	48	72	20	11	2	5	7	2	Carolina	1	0	0	0	0
2009.10	Medicine Hat	WHL	72	24	51	75	34	12	2	6	8	8	Colorado	2	0	0	0	0
2010.11	Medicine Hat	WHL	69	46	70	116	36	15	12	13	25	8	Columbus	1	0	0	0	0
2011.12	Manchester	AHL	74	19	24	43	16	4	2	4	6	0	Edmonton	1	0	0	0	0
2012.13	Manchester	AHL	74	22	45	67	32	4	2	0	2	4	New Jersey	2	0	0	0	0
2013.14	Los Angeles	NHL	18	0	5	5	0	-	-	-	-	-	NY Islanders	2	0	2	2	0
	Manchester	AHL	43	14	34	48	20	4	0	2	2	4	NY Rangers	1	0	0	0	0
													San Jose	1	0	0	0	0
													Tampa Bay	1	0	1	1	0
													Vancouver	2	0	2	2	0
<b>NHL TOTALS</b>			<b>18</b>	<b>0</b>	<b>5</b>	<b>5</b>	<b>0</b>	-	-	-	-	-	<b>Totals</b>	<b>18</b>	<b>0</b>	<b>5</b>	<b>5</b>	<b>0</b>



## NHL FIRSTS

**First Game:** Nov. 7/13 vs BUF  
**First Assist:** Nov. 9/13 vs VAN

## HONOURS

AHL All Star Team: 2014  
 Manchester Monarchs's Ace Bailey Most Valuable Player Award: 2013  
 WHL Most Points "Bobby Clarke Trophy" (116): 2011  
 CHL (East) First All-Star Team: 2011  
 CHL Top Scorer Award (116): 2011

## ACQUIRED

Acquired from Los Angeles in exchange for a 2014 second-round selection (Roland McKeown), June 28, 2014.

## PERSONAL

Started skating when he was three years old and first played hockey at age four...hobbies include golf with his brother and dad in the summer...spends time in the summer working on the farm he grew up on.

## CAREER HIGHLIGHTS

**2013.14:** Split the season with the Los Angeles Kings and AHL Manchester Monarchs...Made his NHL debut with Los Angeles, collecting five points (0-5-5) and zero penalty minutes in 18 games played...Recorded an assist, Nov. 25 at VAN...Registered an assist, Nov. 19 vs TBL...Set career high in points and assists, Nov. 14 at NYI (0-2-2)...Established career high 17:29 TOI, Nov. 12 vs BUF...Collected his first NHL point (0-1-1) in his second career game, Nov. 9 vs VAN...Made NHL debut, Nov. 7 vs BUF...Named to the 2014 AHL All-Star Team...Finished second on the Monarchs in points and assists (14-34-48) in 43 games played, and recorded 20 penalty minutes with a plus-8 rating...Recorded two assists (0-2-2) and four penalty minutes in four playoff games with Manchester. **2012.13:** Finished first on the Monarchs in points (67--tied for fifth overall in the AHL), third in goals (22), first in assists (45--sixth overall in AHL) and second in plus-minus (+18) in 74 games... Had four assists in two games, Nov. 20, 2012 at Portland and Jan. 11 vs Albany...Recipient of Manchester's Ace Bailey Most Valuable Player Award...Recorded two goals and four penalty minutes in four Calder Cup Playoff games. **2011.12:** Played first full professional season with the Manchester Monarchs ranking third on the team in scoring with 43 points (19-24-43) in 74 games played...Led the Monarchs in scoring with 2 goals and 4 assists in their first round playoff series against Norfolk. **2010.11:** Led the WHL in scoring in his fourth season with the Medicine Hat Tigers registering 46 goals with 70 assists (46-70-116) in 69 games...Scored six goals (6 on the power play) with 13 assists and was +7 with eight penalty minutes in 15 playoff games... Selected to the WHL's First All-Star Team. **2009.10:** In 72 WHL games Vey posted 24 goals and 51 assists in 72 games played...Registered eight points (2-6-8) in 12 playoff games played. **2008.09:** Played in 71 games for the Tigers registering 72 points (24-48-72), 20 penalty minutes, and a -2 rating for the season...Played in 11 playoff games scoring two goals and adding five assists (2-5-7). **2007.08:** Played in 48 games for the Tigers, scoring eight goals and nine assists (8-9-17) with 21 penalty minutes and +6 rating for the season...Played in five playoff games for the Tigers, registering one assist and two penalty minutes. **2006.07:** Played in two games for the Medicine Hat Tigers, registering two penalty minutes.

## INTERNATIONAL

UII World Hockey Championships: 2008 (bronze)

## 2013.14 GAME BY GAME

Oct. 3	@ MIN	MIN		
Oct. 4	@ WPG	MIN		
Oct. 7	vs NYR	MIN		
Oct. 9	vs OTT	MIN		
Oct. 11	@ CAR	MIN		
Oct. 13	@ FLA	MIN		
Oct. 15	@ TB	MIN		
Oct. 17	@ NSH	MIN		
Oct. 19	vs DAL	MIN		
Oct. 21	vs CGY	MIN		
Oct. 24	vs PHX	MIN		
Oct. 27	vs EDM	MIN		
Oct. 29	@ PHX	MIN		
Oct. 30	vs SJ	MIN		
Nov. 2	vs NSH	DND		
Nov. 7	vs BUF	0-0	0/0	11:28
Nov. 9	vs VAN	0-1	0/1	13:59
Nov. 12	@ BUF	0-0	0/0	17:29
Nov. 14	@ NYI	0-2	0/0	15:04
Nov. 15	@ NJ	0-0	1/0	12:18
Nov. 17	@ NYR	0-0	0/0	10:14
Nov. 19	vs TB	0-1	0/1	14:27
Nov. 21	vs NJ	0-0	1/0	12:16
Nov. 23	vs COL	0-0	0/0	11:22
Nov. 25	@ VAN	0-1	0/0	12:34
Nov. 27	@ SJ	0-0	3/-1	12:53
Nov. 30	vs CGY	0-0	0/-1	11:03
Dec. 2	vs STL	DND		
Dec. 3	@ ANA	DND		
Dec. 7	vs NYI	0-0	1/0	10:05
Dec. 10	@ MTL	DND		
Dec. 11	@ TOR	DND		
Dec. 14	@ OTT	DND		
Dec. 15	@ CHI	DND		
Dec. 17	vs EDM	0-0	0/1	10:52
Dec. 19	vs SJ	MIN		
Dec. 21	vs COL	MIN		
Dec. 23	vs DAL	MIN		
Dec. 28	@ NSH	MIN		
Dec. 30	@ CHI	MIN		
Dec. 31	@ DAL	MIN		
Jan. 2	@ STL	MIN		
Jan. 4	vs VAN	MIN		
Jan. 7	vs MIN	MIN		
Jan. 9	vs BOS	MIN		
Jan. 11	vs DET	MIN		
Jan. 13	vs VAN	MIN		
Jan. 16	@ STL	DND		
Jan. 18	@ DET	DND		
Jan. 20	@ BOS	DND		
Jan. 21	@ CBJ	0-0	1/-1	12:44
Jan. 23	@ ANA	MIN		
Jan. 25	vs ANA	MIN		
Jan. 27	@ SJ	MIN		
Jan. 28	@ PHX	MIN		
Jan. 30	vs PIT	MIN		
Feb. 1	vs PHI	MIN		
Feb. 3	vs CHI	MIN		
Feb. 6	vs CBJ	MIN		
Feb. 26	@ COL	0-0	0/0	9:30
Feb. 27	@ CGY	0-0	1/0	8:41
Mar. 1	vs CAR	0-0	0/0	11:25
Mar. 3	vs MTL	DND		
Mar. 6	@ WPG	MIN		
Mar. 9	@ EDM	MIN		
Mar. 10	@ CGY	MIN		
Mar. 13	vs TOR	MIN		
Mar. 15	vs ANA	MIN		
Mar. 17	vs PHX	MIN		
Mar. 20	vs WSH	MIN		
Mar. 22	vs FLA	MIN		
Mar. 24	@ PHI	MIN		
Mar. 25	@ WSH	MIN		
Mar. 27	@ PIT	MIN		
Mar. 29	vs WPG	MIN		
Mar. 31	vs MIN	MIN		
Apr. 2	vs PHX	MIN		
Apr. 3	@ SJ	MIN		
Apr. 5	@ VAN	MIN		
Apr. 9	@ CGY	MIN		
Apr. 10	@ EDM	MIN		
Apr. 12	vs ANA	MIN		

# #17 RADIM VRBATA

(rah-Duhm vur-BAH-tah)

## CAREER STATS

**MOST GOALS IN A GAME** 3

FIVE TIMES—LATEST OCT. 3/13 vs NYR

**MOST ASSISTS IN A GAME** 3

FIVE TIMES—LATEST OCT. 20/06 at DAL

**MOST POINTS IN A GAME** 4

FOUR TIMES—LATEST APR. 27/12 at ANA; 3-1-4

**HAT TRICKS** 5

LATEST OCT. 3/13 vs NYR

**GAME-WINNING GOALS** 37

LATEST NOV. 27/13 at MIN

**POWER PLAY GOALS** 73

LATEST MAR. 20/14 vs FLA

**SHORTHANDED GOALS** 5

LATEST APR. 27/13 at ANA

**OVERTIME POINTS** 4-4-8

**SHOOTOUT RECORD** 35/82

11 GDG

**PENALTY SHOT RECORD** 1/1

DEC. 29/07 vs DET (CHRIS OSGOOD)



## REGULAR SEASON

## PLAYOFFS

## VRBATA vs NHL

SEASON	CLUB	LEA	GP	G	A	PTS	PIM	GP	G	A	PTS	PIM
1998.99	Hull	QMjHL	54	22	38	60	16	23	6	13	19	6
1999.00	Hull	QMjHL	58	29	45	74	26	15	3	9	12	8
2000.01	Shawinigan	QMjHL	55	56	64	120	67	10	4	7	11	4
	Hershey	AHL	—	—	—	—	—	1	0	1	1	2
2001.02	Colorado	NHL	52	18	12	30	14	9	0	0	0	0
	Hershey	AHL	20	8	14	22	8	—	—	—	—	—
2002.03	Colorado	NHL	66	11	19	30	16	—	—	—	—	—
	Carolina	NHL	10	5	0	5	2	—	—	—	—	—
2003.04	Carolina	NHL	80	12	13	25	24	—	—	—	—	—
2004.05	Liberec Bili Tygři HC	CZECH	45	18	21	39	91	12	3	2	5	0
2005.06	Carolina	NHL	16	2	3	5	6	—	—	—	—	—
	Chicago	NHL	45	13	21	34	16	—	—	—	—	—
2006.07	Chicago	NHL	77	14	27	41	26	—	—	—	—	—
2007.08	Phoenix	NHL	76	27	29	56	14	—	—	—	—	—
2008.09	Tampa Bay	NHL	18	3	3	6	8	—	—	—	—	—
	Mlada Boleslav BK	CZECH	11	5	3	8	18	—	—	—	—	—
	Liberec Bili Tygři HC	CZECH	7	7	2	9	2	3	0	1	1	2
2009.10	Phoenix	NHL	82	24	19	43	24	7	2	2	4	4
2010.11	Phoenix	NHL	79	19	29	48	20	4	2	3	5	0
2011.12	Phoenix	NHL	77	35	27	62	24	16	2	3	5	8
2012.13	Phoenix	NHL	34	12	16	28	14	—	—	—	—	—
2013.14	Phoenix	NHL	80	20	31	51	22	—	—	—	—	—
<b>NHL TOTALS</b>			<b>792</b>	<b>215</b>	<b>249</b>	<b>464</b>	<b>230</b>	<b>36</b>	<b>6</b>	<b>8</b>	<b>14</b>	<b>12</b>

TEAM	GP	G	A	PTS	PIM
Anaheim	44	12	22	34	16
Arizona	15	1	3	4	8
Boston	15	4	3	7	10
Buffalo	16	4	2	6	4
Calgary	37	5	12	17	10
Carolina	7	0	2	2	10
Chicago	26	9	7	16	12
Colorado	31	12	9	21	6
Columbus	38	10	11	21	10
Dallas	44	16	19	35	8
Detroit	41	11	13	24	16
Edmonton	37	10	18	28	12
Florida	18	6	4	10	10
Los Angeles	45	15	14	29	10
Minnesota	36	13	8	21	6
Montreal	14	4	2	6	0
Nashville	44	12	14	26	8
New Jersey	16	4	9	13	2
NY Islanders	15	2	10	12	4
NY Rangers	22	5	8	13	4
Ottawa	16	10	2	12	4
Philadelphia	18	4	5	9	2
Pittsburgh	16	7	7	14	2
St. Louis	36	12	12	24	12
San Jose	47	13	9	22	14
Tampa Bay	15	4	5	9	0
Toronto	13	3	4	7	8
Vancouver	36	4	9	13	8
Washington	14	3	2	5	2
Winnipeg	20	0	4	4	12

**Totals** 792 215 249 464 230

## NHL FIRSTS

**First Game:** Nov. 20/01 at NYR

**First Goal:** Nov. 21/01 at NYI

**First Assist:** Nov. 20/01 at NYR

## STREAKS

**Goals:** 4 games Three times (latest Dec. 10-Dec. 16/09: 4 goals)

**Assists:** 5 games Twice (latest Jan. 24/13-Feb. 1/13: 5 assists)

**Points:** 7 games Jan. 24-Feb. 11/12: 4-5-9

## HONOURS

CHL Leading Scorer: 2011  
 WHL Bobby Clarke Trophy: 2011  
 WHL East First All-Star Team: 2011

## ACQUIRED

Signed as a free agent on July 2, 2014.

## PERSONAL

Most memorable hockey moment is scoring his first NHL goal...Favourite road city in the NHL is New York...  
 If he could meet one person, dead or alive, it would be his father...Enjoys playing tennis and soccer in the off-season...Nickname is 'Verby'.

## CAREER HIGHLIGHTS

**2013.14:** Appeared in 80 games, recording 51 points (20-31-51) and 22 penalty minutes in his sixth season with the Coyotes...Ranked tied for second on the team in points (53), third in goals (20), tied for first in power play goals (10), and tied for third in assists (31)...Collected three points (2-1-3), Mar. 11 at FLA...Scored the GDG in the shootout, Mar. 10 at TB...Scored two goals, Mar. 6 vs MTL...Registered three assists, Jan. 11 vs ANA...Registered his 5th career hat trick (3-0-3), Oct. 3 vs NYR. **2012.13:** Recorded 12-16-28 in 34 games to rank second on the team in scoring...Ranked tied for second on the team in plus/minus (+6), third in shots (106) and tied for third in goals (12)...Had five multi-point games...Recorded his fourth career hat trick, including the GWG and a SHG, and matched a career high in points (3-1-4), Apr. 27 at ANA...Scored a goal, Apr. 18 at STL and Apr. 20 at CHI...Notched two assists, Apr. 6 vs COL...Played in his 700th NHL game, Apr. 2 vs LA...Registered three points (2-1-3) to reach 400 career points, Mar. 28 at NSH...Recorded a five-game assist streak (1-5-6), Jan. 24-Feb. 1...Recorded three points (2-1-3) in season opener, Jan. 19 at DAL. **2011.12:** Posted career highs in goals (35) and points (62)...Tied for first in the NHL in GWGs (12)...Eighth in the NHL in road goals (21)...Second on the team in plus/minus (plus-24) and ranked 12th in the NHL...Led the team in shots (232) and PPGs (9)...Had 15 multi-point games...Coyotes went 21-4-3 when he scored a goal...Scored his career high 12th GWG, Apr. 6 at STL...Picked up his seventh two-goal game of the season, including his 11th GWG, in a 2-0 victory, Mar. 29 vs SJ...Collected his 200th career NHL assist, Mar. 5 at PIT...Scored his 30th goal of the season and had three points (2-1-3), Feb. 21 vs LA...Established a new career high with his 28th goal, Feb. 18 vs DAL...Posted a career-best seven game point streak (4-5-9), Jan. 24-Feb. 11...Scored the GWG and had an assist, Feb. 7 at DAL...Had a five-game point streak (3-3-6), Jan. 7-Jan. 16...Had five goals in a three-game span, Nov. 19-23...Netted two goals, Nov. 23 vs ANA, Nov. 19 at BUF, Nov. 2 at COL...Posted three points (2-1-3), Oct. 29 vs LA...Recorded five points (2-3-5) in 16 postseason games...Played in all five games of the WCF against LA and had one assist...Scored a goal in Games 1 and 2 of the WCSF vs NSH, Apr. 27 and 29...Appeared in all six games of the WCQF against CHI, collecting an assist. **2010.11:** Ranked fourth on the team in scoring with 19-29-48...Led the team in shots (240)...Second on the team in PPGs (10)...Tied for second in goals (19)...Was 7-for-11 in shootouts...Posted 14 multi-point games...Posted a four-game point streak (2-4-6), Mar. 13-18...Had three assists, Jan. 6 at COL...Recorded three points (1-2-3), Nov. 19 at EDM and Nov. 13 vs STL...Scored two goals in the season opener in his home country (Czech Republic), Oct. 9 against BOS...Tied for the team lead in scoring in the playoffs with five points (2-3-5) in four games vs DET in the WCQF...Recorded two points (1-1-2) in Game 2 of the WCQF, Apr. 16 at DET. **2009.10:** Recorded 43 points in 82 games in his second stint with PHX...Ranked second on the Coyotes in goals (24) and fifth in points (43)...One of four players to appear in all 82 games...Went 8 for 18 in shootouts with two shootout-deciding goals...Scored the game-tying goal with 1:00 remaining in third period before also recording the SDG and a career high 10 shots in 4-3 win, Mar. 18 at FLA...Appeared in his 500th career NHL game, Feb. 8 vs EDM...Compiled a five-game point streak (3-2-5), Jan. 9-18...Scored a goal in four straight games, Dec. 10-16...Had a goal and an assist in 3-0 win, Oct. 7 at PIT...Appeared in all seven playoff games vs DET, recording four points (2-2-4) to finish tied for fourth on the team in playoff scoring...Tallied a goal and an assist for his career playoff points in Game 3 win, Apr. 18 at DET...Scored the GWG in Game 6, Apr. 25 at DET. **2008.09:** Appeared in 18 games for TB, recording six points (3-3-6)...Registered eight points (5-3-8) in 11 games for Mlada Boleslav before joining Liberec...Recorded 7-2-9 in seven games for Liberec...Compiled a three-game point streak (1-2-3) from Nov. 13-18 for TBL...Scored his first goal as a member of the Lightning, Nov. 18 vs FLA. **2007.08:** Established new career highs in goals (27), assists (29), points (56), power play goals (7), shorthanded goals (3), GWGs (5) and plus/minus (plus-6) in his first season as a member of the Coyotes...Led the team in shots (246) and ranked second in goals and points while tying for the team lead in GWGs...Finished with 16 multi-point games...Set new career high by recording his 28th assist of the season, Mar. 22 vs ANA...Had a goal and two assists while playing in his 400th career NHL game in a win, Feb. 18 at LA...Recorded three points (1-2-3), Feb. 14 vs DAL...Scored the game-tying and overtime game-winner, Feb. 4 at COL...Recorded his third career hat trick and added an assist for a four-point night in a win, Jan. 24 vs NSH...Had a goal and an assist to reach 200 career points, Jan. 2 at COL...Registered four consecutive two-point games (5-3-8) from Dec. 29-Jan. 3...Registered two goals and an assist—the 100th of his career, Nov. 23 at ANA...Made his Coyotes debut and collected an assist in win, Oct. 4 vs STL. **2006.07:** Appeared in 77 games for CHI, tallying 41 points (14-27-41)...Ranked second on the team in points (41), third in assists (27), sixth in goals (14)...Set career highs in points, assists and penalty minutes (26)...Tallied two goals in regulation and scored the shootout-deciding goal while logging a season-high 22:12 TOI in a 4-3 win, Mar. 4 over OTT...Had a three-game assist streak (0-3-3) from Dec. 29-Jan. 2...Played his 300th career NHL game, Dec. 20 vs NSH...Registered a pair of PPGs, including the GWG, in a 3-1 win over STL, Nov. 10...Recorded 11 points (3-8-11) in the first eight games of the season...Began the season with a five-game point streak (2-5-7), Oct. 5-16...Tied his career high with three assists, Oct. 20 at DAL...Scored the GWG in 8-6 season-opening win, Oct. 5 at NSH. **2005.06:** Appeared in 45 games with CHI, registering 34 points (13-21-34) and a plus-4 rating...Totalled 39 points (15-24-39) in 61 games with CAR and CHI...Tied for second on the team with six PPGs...Ended the season with a four-game point streak (3-3-6)...Had eight multi-point games...Had a career high four points (2-2-4), Mar. 26 vs SJ, Mar. 26...Registered a career high three assists in a 4-2 win, Jan. 19 vs COL...Scored a goal in four straight games, Jan. 10-15...Traded from CAR for future considerations on Dec. 30...Appeared in 16 games for CAR, recording 2-3-5...Scored CAR's first goal of the season, Oct. 5 at TB.

## 2013.14 GAME BY GAME

Oct. 3	vs NYR	3-0 (W)	4/2	15:38
Oct. 5	vs SJ	0-0	2/1	17:10
Oct. 8	vs NYI	0-1	4/1	17:10
Oct. 10	vs DET	0-0	6/0	21:17
Oct. 11	vs PHI	0-0	6/-1	21:30
Oct. 13	vs CAR	0-1	3/0	20:11
Oct. 15	vs OTT	1-0	4/1	19:24
Oct. 18	vs ANA	0-0	3/-1	17:21
Oct. 19	vs DET	0-0	2/0	15:02
Oct. 22	vs CGY	1-0	5/0	16:11
Oct. 24	vs LA	0-2	2/-4	18:03
Oct. 26	vs EDM	0-3	4/0	19:34
Oct. 29	vs LA	0-0	7/0	14:15
Oct. 31	vs NSH	0-0	3/-1	18:53
Nov. 2	vs SJ	0-0	3/-1	20:34
Nov. 5	vs VAN	1-0	3/0	18:02
Nov. 6	vs ANA	0-0	3/0	7:51
Nov. 9	vs WSH	INJ		
Nov. 12	vs STL	INJ		
Nov. 14	vs CHI	0-1	1/1	16:13
Nov. 16	vs TB	0-3	1/4	14:23
Nov. 21	vs COL	0-0	5/1	20:07
Nov. 23	vs ANA	0-1	4/2	20:13
Nov. 25	vs NSH	0-1	5/-1	19:44
Nov. 27	vs MIN	2-0 (W)	4/1	16:19
Nov. 30	vs CHI	0-1	2/-2	17:52
Dec. 3	vs EDM	1-1	7/1	16:15
Dec. 4	vs CGY	0-0	2/-1	16:57
Dec. 6	vs VAN	0-0	1/0	21:43
Dec. 10	vs COL	0-0	1/0	16:53
Dec. 12	vs NYI	0-1	6/0	17:44
Dec. 14	vs CAR	0-0	2/-2	15:08
Dec. 17	vs MTL	0-0	3/1	20:55
Dec. 19	vs TOR	0-0	2/0	22:36
Dec. 21	vs OTT	1-0	4/0	18:47
Dec. 23	vs BUF	0-0	8/0	21:34
Dec. 27	vs SJ	1-0	4/-2	19:35
Dec. 28	vs ANA	0-0	1/1	16:55
Dec. 31	vs EDM	0-1	2/1	21:39
Jan. 2	vs CBJ	0-0	7/0	18:50
Jan. 4	vs PHI	0-0	4/0	19:48
Jan. 7	vs CGY	0-2	2/2	17:51
Jan. 9	vs MIN	0-0	3/-1	19:08
Jan. 11	vs ANA	0-3	4/0	18:04
Jan. 13	vs WPG	0-0	0/-1	13:33
Jan. 14	vs STL	0-0	1/0	18:35
Jan. 16	vs VAN	0-0	1/0	16:27
Jan. 18	vs NJ	0-1	1/0	16:29
Jan. 20	vs TOR	0-0	7/-1	21:30
Jan. 22	vs CGY	0-0	2/0	18:58
Jan. 24	vs EDM	1-0	6/-2	16:57
Jan. 26	vs VAN	0-0	5/-1	18:06
Jan. 28	vs LA	0-0	2/0	18:01
Jan. 30	vs BUF	0-0	4/0	19:16
Feb. 1	vs PIT	1-0	4/1	19:58
Feb. 4	vs DAL	0-0	5/0	22:15
Feb. 7	vs CHI	1-0	2/0	21:01
Feb. 8	vs DAL	1-0	6/-1	17:44
Feb. 27	vs WPG	0-1	3/1	19:09
Feb. 28	vs COL	0-0	4/-2	18:46
Mar. 2	vs STL	0-0	2/0	18:49
Mar. 4	vs VAN	0-0	2/0	17:22
Mar. 6	vs MTL	2-0	2/2	14:46
Mar. 8	vs WSH	1-0	1/-1	16:36
Mar. 10	vs TB	0-0	4/0	15:50
Mar. 11	vs FLA	1-2	3/2	17:53
Mar. 13	vs BOS	0-0	3/0	17:58
Mar. 15	vs CGY	0-0	3/0	18:39
Mar. 17	vs LA	0-1	5/1	16:19
Mar. 20	vs FLA	1-0	3/0	15:39
Mar. 22	vs BOS	0-0	2/-1	14:19
Mar. 24	vs NYR	0-0	3/0	18:13
Mar. 25	vs PIT	0-0	2/0	19:43
Mar. 27	vs NJ	0-1	2/0	19:37
Mar. 29	vs MIN	0-0	4/-1	19:09
Apr. 1	vs WPG	0-0	3/0	19:58
Apr. 2	vs LA	0-0	0/-1	16:01
Apr. 4	vs EDM	0-0	0/-1	16:34
Apr. 8	vs CBJ	0-1	2/0	17:30
Apr. 10	vs NSH	0-0	3/-1	17:10
Apr. 12	vs SJ	0-1	3/1	14:02
Apr. 13	vs DAL	0-0	5/0	16:06

## NHL MILESTONES

**100th NHL Game:** Nov. 20/05 vs TBL  
**500th NHL Game:** Feb. 8/10 vs EDM  
**700th NHL Game:** Apr. 2/12 vs LAK  
**100th NHL Point:** Jan. 15/06 vs NJD  
**400th NHL Point:** Mar. 28/12 at NSH  
**100th NHL Goal:** Feb. 14/08 vs DAL  
**200th NHL Goal:** Oct. 22/13 vs CGY  
**100th NHL Assist:** Nov. 23/07 at ANA  
**200th NHL Assist:** Mar. 5/12 at PIT

## INTERNATIONAL

World Championships: 2013, 2008, 2005 (gold), 2003  
 World Junior Championships: 2001 (gold)

# #6 YANNICK WEBER

(YAH-nihk WEH-buhr)

## CAREER STATS

**MOST GOALS IN A GAME** 1

11 TIMES—LATEST APR. 13/14 vs CGY

**MOST ASSISTS IN A GAME** 2

FEB. 9/11 at BOS

**MOST POINTS IN A GAME** 3

FEB. 9/11 at BOS: 1-2-3

**HAT TRICKS** 0

**GAME-WINNING GOALS** 2

LATEST MAR.23/14 vs BUF

**POWER PLAY GOALS** 7

LATEST APR.13/14 vs CGY

**SHORTHANDED GOALS** 0

**OVERTIME POINTS** 0-0-0

**SHOOTOUT RECORD** 1/2

0 GDG

**PENALTY SHOT RECORD** 0/0



## REGULAR SEASON

## PLAYOFFS

## WEBER vs NHL

SEASON	CLUB	LEA	GP	G	A	PTS	PIM	GP	G	A	PTS	PIM
2005.06	Langenthal	SWISS	28	3	0	3	8	—	—	—	—	—
2006.07	Kitchener	OHL	51	13	28	41	42	9	3	6	9	8
2007.08	Kitchener	OHL	59	20	35	55	79	17	4	13	17	24
2008.09	Montreal	NHL	3	0	1	1	2	3	1	1	2	0
	Hamilton	AHL	68	16	28	44	42	2	0	1	1	10
2009.10	Montreal	NHL	5	0	0	0	4	—	—	—	—	—
	Hamilton	AHL	65	7	25	32	58	3	0	0	0	2
2010.11	Montreal	NHL	41	1	10	11	14	3	2	0	2	0
	Hamilton	AHL	15	8	4	12	10	—	—	—	—	—
2011.12	Montreal	NHL	60	4	14	18	30	—	—	—	—	—
2012.13	Geneve	SWISS	32	5	16	21	40	—	—	—	—	—
	Montreal	NHL	6	0	2	2	2	—	—	—	—	—
2013.14	Vancouver	NHL	49	6	4	10	16	—	—	—	—	—
	Utica	AHL	7	2	5	7	0	—	—	—	—	—
VANCOUVER TOTALS			49	6	4	10	16	—	—	—	—	—
NHL TOTALS			164	11	31	42	68	6	3	1	4	0

TEAM	GP	G	A	PTS	PIM
Anaheim	6	0	1	1	2
Arizona	3	0	0	0	0
Boston	7	3	4	7	0
Buffalo	9	1	1	2	6
Calgary	10	3	2	5	6
Carolina	5	1	1	2	4
Chicago	2	0	0	0	2
Colorado	3	1	0	1	4
Columbus	1	0	0	0	0
Dallas	3	0	0	0	0
Detroit	2	0	0	0	0
Edmonton	9	0	1	1	0
Florida	6	0	1	1	2
Los Angeles	3	0	1	1	0
Minnesota	3	0	1	1	2
Montreal	1	0	0	0	0
Nashville	2	0	0	0	0
New Jersey	9	0	3	3	0
NY Islanders	6	0	2	2	4
NY Rangers	8	0	2	2	6
Ottawa	9	0	1	1	12
Philadelphia	7	1	0	1	0
Pittsburgh	9	0	3	3	2
St. Louis	2	0	0	0	0
San Jose	3	0	1	1	0
Tampa Bay	7	0	1	1	4
Toronto	10	0	1	1	4
Vancouver	4	0	1	1	6
Washington	8	0	0	0	0
Winnipeg	7	1	3	4	2

**Totals** 164 11 31 42 68



## NHL FIRSTS

**First Game:** Jan. 8/09 vs TOR  
**First Goal:** Feb. 9/11 at BOS  
**First Assist:** Apr. 9/09 at BOS

## STREAKS

**Points:** 3 games   Dec. 13-17/13: 1-2-3

## HONOURS

AHL All-Rookie Team: 2009  
AHL All-Star: 2009  
OHL Second Team All-Star: 2008

## ACQUIRED

Signed as a free agent by Vancouver on July 5, 2013

## PERSONAL

His favourite player growing up and first hockey card he ever owned was of Chris Chelios...Lists winning the OHL championship with the Kitchener Rangers during his last season as one of his favourite hockey moments.

## CAREER HIGHLIGHTS

**2013.14:** Appeared in his first season with Vancouver, collecting 10 points (6-4-10) and 16 penalty minutes in 49 games...Recorded seven points (2-5-7) in seven games with Vancouver's AHL affiliate, the Utica Comets...Averaged 11:54 ice time per game...Collected five power play points (3-2-5)...Collected his second game-winning goal of the year, Mar. 23 vs BUF...Notched the game-winning goal, Mar. 8 vs CGY...Registered a three game scoring streak, Dec. 13-Dec. 17...Scored his first goal of the season, Dec. 14 vs BOS...Collected his first point in a Canuck uniform, Dec. 13...Appeared in his first game as a member of the Vancouver Canucks, Oct. 5 vs EDM. **2012.13:** Dressed in six games for Montreal, collecting two assists and two penalty minutes...Skated for Genevieve Servette of the Swiss League in 2012.13, recording 21 points (5-16-21) and 40 penalty minutes in 32 games played...Tallied assists in back-to-back games, Apr. 17 at PIT and Apr. 18 vs TB...Registered a hit and two blocked shots in his first game with Montreal in the 2012.13 season, Jan. 27 vs NJ. **2011.12:** Ranked third on the Canadiens among defencemen in scoring (behind P.K. Subban and Tomas Kaberle), recording 18 points (4-14-18) in 60 games played...Finished the game with 4:53 on the penalty kill, Mar. 16 at OTT...Played 100th NHL game, Mar. 3 vs TOR...Returned from injury and collected an assist, Feb. 17 at BUF...Was a team-high plus-6 and led the team in power play goals (2) in the month of October...Recorded two points (1+1-2) and was plus-2, Oct. 9 at WPG. **2010.11:** Split the season with the Montreal Canadiens and AHL Hamilton Bulldogs...Recorded first NHL goal and added two assists, Feb. 9 at BOS...Was a team best plus-5 in the month of January...Recorded an assist and was plus-2, Jan. 21 at OTT...Tallied an assist and was plus-2, Jan. 17 vs CGY...Collected an assist and was plus-3, Dec. 4 vs SJ...Was first among AHL defencemen in goals and tied for fifth in points when recalled by the Canadiens Nov. 18...Collected four power play goals with the Bulldogs. **2009.10:** Split the season with the Canadiens and Hamilton Bulldogs...Appeared in five games for Montreal and 65 for Hamilton...Tied a Hamilton franchise lead for all-time goals scored by a defencemen with his 23rd...Represented Switzerland at the 2010 Winter Olympics, dressing in five games. **2008.09:** Made his professional hockey debut, dressing in three games with the Montreal Canadiens and 68 with the Hamilton Bulldogs...Ranked second in points among AHL rookie defencemen and eighth in points among all AHL defencemen...Named to the AHL All-Rookie Team...Set a Hamilton franchise record for most goals in one season by a defenceman (16)...Set the Bulldogs franchise record for most power play goals in one season by a defenceman (10)...Led all Hamilton defencemen in points with 44 (16-28-44), tying a franchise record for most points by a Bulldogs defenceman in one season...Started for Team PlanetUSA at the AHL All-Star Classic...Recorded first NHL point (assist), Apr. 9 at BOS...Appeared in first career NHL game, Jan. 8 vs TOR...Recorded first AHL assist, Oct. 18 vs Norfolk...Registered first AHL goal, Oct. 11 at Manitoba...Made AHL debut, Oct. 10 at Manitoba. **2007.08:** Was named the OHL defenceman of the month in Oct...After posting 19 points (7-12-19) in 11 games...Captained the Swiss National Team at the World Junior Championship, registering six points (2-4-6) in six games...Played in the OHL All-Star Game and won the hardest shot competition with a 99.2 mph shot...Led all Kitchener defencemen with 55 points (20-35-55)...Ranked tied for first among OHL defencemen in power play goals (17), ranked second in goals (20) and power play assists (29) and ranked sixth in points (55)...Accumulated 17 points (4-13-17) in 17 playoff games, helping the Rangers to an OHL championship...Lost in the finals to the Spokane Chiefs in the Memorial Cup Tournament...Voted to OHL's Second All-Star Team...Ranked second as the best offensive defenceman and player with the best and hardest shot in the Western Conference in the OHL coaches' poll. **2006.07:** Ranked second among OHL rookie defencemen in goals (13) and third in assists (28) and points (41).

## INTERNATIONAL

Olympics: 2014, 2010  
World Championships: 2014, 2009  
World Junior Championships: 2008

## NHL MILESTONES

**100th NHL Game:** Mar. 3/12 vs TOR

## 2013.14 GAME BY GAME

Jan. 19	vs TOR	DND		
Oct. 3	@ SJ	DND		
Oct. 5	vs EDM	0-0	0/0	6:11
Oct. 6	@ CGY	0-0	0/0	5:35
Oct. 8	vs NJ	0-0	0/0	2:23
Oct. 10	vs SJ	0-0	0/-1	4:01
Oct. 12	vs MTL	0-0	0/-1	11:12
Oct. 15	@ PHI	0-0	1/0	8:35
Oct. 17	@ BUF	DND		
Oct. 19	@ PIT	DND		
Oct. 20	@ CBJ	DND		
Oct. 22	@ NYI	DND		
Oct. 24	@ NJ	DND		
Oct. 25	@ STL	0-0		8:23
Oct. 28	vs WSH	0-0	1/0	3:58
Oct. 30	vs DET	0-0	0/0	3:13
Nov. 2	vs TOR	0-0	1/0	2:46
Nov. 5	@ PHX	DND		
Nov. 7	@ SJ	DND		
Nov. 9	@ LA	DND		
Nov. 10	@ ANA	DND		
Nov. 14	vs SJ	DND		
Nov. 17	vs DAL	DND		
Nov. 19	vs FLA	MIN		
Nov. 22	vs CBJ	MIN		
Nov. 23	vs CHI	MIN		
Nov. 25	vs LA	MIN		
Nov. 28	@ OTT	MIN		
Nov. 30	@ NVR	MIN		
Dec. 1	@ CAR	MIN		
Dec. 3	@ NSH	MIN		
Dec. 6	vs PHX	MIN		
Dec. 8	vs COL	MIN		
Dec. 9	vs CAR	DND		
Dec. 13	vs EDM	0-1	2/0	13:00
Dec. 14	vs BOS	1-0	3/1	14:49
Dec. 17	@ MIN	0-1	1/1	12:17
Dec. 19	@ DAL	0-0	2/-3	13:01
Dec. 20	@ CHI	0-0	1/0	12:21
Dec. 22	vs WPG	0-0	0/0	16:17
Dec. 29	@ CGY	0-0	0/0	14:17
Dec. 30	vs PHI	0-0	1/0	10:46
Jan. 1	vs TB	0-0	4/0	13:53
Jan. 4	@ LA	0-0	1/0	10:28
Jan. 5	@ ANA	0-0	0/0	10:03
Jan. 7	@ PIT	0-1	1/1	12:47
Jan. 10	vs STL	0-0	3/0	10:57
Jan. 13	@ LA	0-0	4/0	14:34
Jan. 15	@ ANA	0-0	0/-1	18:10
Jan. 16	@ PHX	0-0	1/0	11:48
Jan. 18	vs CGY	1-0	6/0	28:22
Jan. 21	@ EDM	0-0	1/1	15:04
Jan. 23	vs NSH	DND		
Jan. 26	vs PHX	0-0	1/-1	3:59
Jan. 27	vs EDM	0-0	0/0	3:48
Jan. 29	vs CHI	0-0	3/1	16:33
Jan. 31	@ WPG	0-0	0/-1	3:25
Feb. 3	@ DET	INJ		
Feb. 4	@ BOS	INJ		
Feb. 6	@ MTL	INJ		
Feb. 8	@ TOR	INJ		
Feb. 26	vs STL	DND		
Feb. 28	vs MIN	DND		
Mar. 2	vs OTT	DND		
Mar. 4	@ PHX	DND		
Mar. 6	@ DAL	0-0	3/-1	14:55
Mar. 8	vs CGY	1-0 (W)	1/1	12:46
Mar. 10	vs NYI	0-1	1/-1	18:42
Mar. 12	@ WPG	0-0	0/0	5:20
Mar. 14	@ WSH	0-0	2/0	9:23
Mar. 16	@ FLA	0-0	1/0	6:00
Mar. 17	@ TB	0-0	1/-1	11:22
Mar. 19	vs NSH	0-0	2/0	13:18
Mar. 23	vs BUF	1-0 (W)	5/2	14:55
Mar. 26	@ MIN	0-0	2/-1	16:44
Mar. 27	@ COL	1-0	2/-2	16:58
Mar. 29	vs ANA	0-0	4/0	16:41
Apr. 1	vs NVR	0-0	1/-1	16:29
Apr. 5	vs LA	DND		
Apr. 7	vs ANA	0-0	1/-1	14:43
Apr. 10	vs COL	0-0	1/1	19:52
Apr. 12	@ EDM	0-0	1/-1	20:30
Apr. 13	vs CGY	1-0	3/1	18:19

## COMPANY DIRECTORY

Home Ice.....	Utica Memorial Auditorium
Address.....	400 Oriskany Street W
	Utica, NY 13502
Telephone.....	315.790.9070
Fax.....	315.507.3136
Website.....	www.UticaComets.com
Media Relations Telephone.....	315.790.9070/315.794.8144
Media Relations Fax.....	315.507.3136
Ticket Info & Customer Care.....	315.790.9070

## EXECUTIVE DIRECTORY

### Mohawk Valley Garden Corporation

President.....	Robert Esche
Chairman.....	Frank R. DuRoss
Director of Administration.....	LuAnne Horton-Murad
Director of Operations.....	Michael Potrzeba
Vice President Corporate Partnerships.....	Michele Blum
Vice President of Ticket Sales.....	Adam Banko

## 2014.15 SEASON SCHEDULE

Sat. Oct. 11	@ Toronto	3:00pm
Sun. Oct. 12	@ Toronto	3:00pm
Fri. Oct. 17	@ San Antonio	7:30pm
Sat. Oct. 18	@ Texas	7:00pm
Wed. Oct. 22	Adirondack	7:35pm
Fri. Oct. 24	San Antonio	7:00pm
Sat. Oct. 25	Toronto	7:00pm
Wed. Oct. 29	@ Binghamton	7:05pm
Fri. Oct. 31	Binghamton	7:00pm
Sat. Nov. 1	@ Adirondack	7:00pm
Wed. Nov. 5	Binghamton	7:00pm
Fri. Nov. 7	@ Lake Erie	7:30pm
Sat. Nov. 8	@ Rochester	7:05pm
Wed. Nov. 12	Chicago	7:00pm
Fri. Nov. 14	Chicago	7:00pm
Wed. Nov. 19	Hamilton	7:00pm
Fri. Nov. 21	@ Rochester	7:05pm
Sat. Nov. 22	@ Syracuse	7:00pm
Wed. Nov. 26	Syracuse	7:00pm
Fri. Nov. 28	Adirondack	7:00pm
Sat. Nov. 29	@ Albany	5:00pm
Tues. Dec. 2	@ Oklahoma City	7:00pm
Wed. Dec. 3	@ Texas	7:30pm
Fri. Dec. 5	@ San Antonio	7:30pm
Wed. Dec. 10	Rochester	7:00pm
Fri. Dec. 12	Toronto	7:00pm
Sat. Dec. 13	Syracuse	7:00pm
Fri. Dec. 19	Texas	7:00pm
Sat. Dec. 20	@ Adirondack	7:00pm
Fri. Dec. 26	Adirondack	7:00pm
Sat. Dec. 27	Lake Erie	7:00pm
Thurs. Jan. 1	San Antonio	7:00pm
Fri. Jan. 2	@ Adirondack	7:00pm
Sat. Jan. 3	Iowa	7:00pm
Fri. Jan. 9	@ Hamilton	7:30pm
Sat. Jan. 10	Adirondack	7:00pm
Wed. Jan. 14	Grand Rapids	7:00pm
Fri. Jan. 16	Milwaukee	7:00pm
Wed. Jan. 21	@ Milwaukee	7:00pm

## HOCKEY OPERATIONS

Governor.....	Francesco Aquilini
Alternate Governors.....	Roberto Aquilini, Paolo Aquilini,
	Trevor Linden, Victor de Bonis, Jim Benning
Director, Hockey Operations.....	Pat Conacher
Head Coach.....	Travis Green
Assistant Coach.....	Nolan Baumgartner
Assistant Coach.....	Paul Jerrard
Broadcaster/Head of Public Relations.....	Brendan Burke
Director, Communications.....	Mark Caswell, Jr.
Director, Game Presentation.....	Gina Nasivera
Head Athletic Trainer.....	Dustin Flynn
Head Equipment Manager.....	Damion Parmelee
Assistant Equipment Manager.....	Taylor Anderson

Fri. Jan. 23	@ Grand Rapids	7:00pm
Sat. Jan. 24	@ Rockford	7:00pm
Fri. Jan. 30	Toronto	7:00pm
Sat. Jan. 31	@ Toronto	3:00pm
Fri. Feb. 6	@ Adirondack	7:00pm
Sat. Feb. 7	@ Adirondack	7:00pm
Sun. Feb. 8	Binghamton	3:00pm
Wed. Feb. 11	Rochester	7:00pm
Sat. Feb. 14	@ Rochester	7:05pm
Mon. Feb. 16	@ Hamilton	1:00pm
Wed. Feb. 18	Texas	7:00pm
Fri. Feb. 20	Toronto	7:00pm
Sat. Feb. 21	Albany	7:00pm
Tues. Feb. 24	Hamilton	7:00pm
Fri. Feb. 27	Adirondack	7:00pm
Sat. Feb. 28	@ Syracuse	7:00pm
Sun. Mar. 1	Hamilton	3:00pm
Wed. Mar. 4	Rochester	7:00pm
Sat. Mar. 7	@ Hamilton	7:00pm
Sun. Mar. 8	@ Toronto	3:00pm
Wed. Mar. 11	@ Chicago	7:00pm
Sat. Mar. 14	@ Chicago	7:00pm
Sun. Mar. 15	@ Iowa	5:00pm
Fri. Mar. 20	Rochester	7:00pm
Sat. Mar. 21	@ Syracuse	7:00pm
Sun. Mar. 22	@ Rochester	3:05pm
Fri. Mar. 27	Oklahoma City	7:00pm
Sat. Mar. 28	Rockford	7:00pm
Wed. Apr. 1	Rochester	7:00pm
Sat. Apr. 4	@ Hamilton	7:00pm
Tues. Apr. 7	Hamilton	7:00pm
Fri. Apr. 10	Adirondack	7:00pm
Sat. Apr. 11	@ Binghamton	7:05pm
Sun. Apr. 12	Syracuse	3:00pm
Wed. Apr. 15	@ Binghamton	7:05pm
Fri. Apr. 17	@ Rochester	7:05pm
Sat. Apr. 18	@ Adirondack	7:00pm

Please note all times are Eastern Standard Time

## TRAVIS GREEN

### HEAD COACH

**Born:** December 20, 1970

**Birthplace:** Castlegar, BC

**Residence:** Utica, NY

**Family:** Wife, Sheree; Sons, Blake and Brody; Daughter, Jordyn


Travis Green was named the first Head Coach in Utica Comets history on July 11, 2013.

He has spent his entire coaching career in the Western Hockey league (WHL), a major junior league based in Western Canada and the Northwestern United States.

The 42-year-old took over as Head Coach of the Portland Winterhawks, during the 2012.13 season. Under Green's tutelage, the Winterhawks compiled a 37-8-0-2 record on the way to the WHL Championship Title. The Green-led Winterhawks went on to lose to the Halifax Mooseheads in the Memorial Cup Finals.

Prior to coaching, Green played 14 years in the National Hockey League, as a member of the New York Islanders, Mighty Ducks of Anaheim, Phoenix Coyotes, Toronto Maple Leafs, and Boston Bruins. During his time in the NHL, he compiled 193 goals, and 455 total points. His team made the playoffs in seven of the 14 seasons. In the 1989 NHL Entry Draft, the Islanders selected Green in the second round (23rd overall).

Green's best season came during the 1995.96 season with the New York Islanders. That season he notched career-highs in goals scored (25), assists (45), total points (70) and power play goals (14).



TRAVIS GREEN

## NOLAN BAUMGARTNER

### ASSISTANT COACH

**Born:** March 23, 1976

**Birthplace:** Calgary, AB

**Residence:** Utica, NY


**Family:** Wife, Liz; Son, Jake

Baumgartner, 37, enters his first season as a Comets Assistant Coach and second season as the Canucks primary affiliate's Assistant Coach. Prior to being named Assistant Coach with the Chicago Wolves to start the 2012.13 season, Baumgartner completed a 17-year professional playing career where he served in a leadership role as captain of both the Chicago Wolves and Manitoba Moose.

In 143 career regular season NHL games, Baumgartner recorded 47 points (7-40-47) and 69 penalty minutes with Washington, Chicago, Vancouver, Pittsburgh, Philadelphia and Dallas. The Calgary, AB, native played 878 regular season AHL games, earning 390 points (83-307-390) and 815 penalty minutes. He also accumulated 29 points (4-25-29) and 85 penalty minutes in 86 career Calder Cup playoff outings, including an appearance in the 2009 Calder Cup Final as a member of the Manitoba Moose.

Baumgartner also represented Canada at the World Junior Championships in 1995 and 1996, winning gold at both tournaments and serving as captain in 1996.

Selected 10th overall by the Washington Capitals in the 1994 NHL Entry Draft, Baumgartner was a member of the Memorial Cup championship Kamloops Blazers in 1994 and 1995.



NOLAN BAUMGARTNER



PAUL JERRARD

## PAUL JERRARD ASSISTANT COACH

**Born:** April 20, 1965

**Birthplace:** Winnipeg, MB

**Residence:** Utica, NY

**Family:** Wife, Cheryl; Daughters, Meaghan and Catherine

Paul Jerrard joined the Utica Comets first coaching staff on August 12, 2013.

Paul spent the previous two seasons in the National Hockey League as the Dallas Stars' Assistant Coach. Prior to that, the Winnipeg, Manitoba, native spent the previous eight years in the American Hockey League as an Assistant Coach with the Hershey Bears, Iowa Stars, Iowa Chops and Texas Stars. He helped the Texas Stars reach the AHL Playoffs both years he coached there, including the Stars' run to the Calder Cup Finals in the franchise's inaugural season of 2009/10. Jerrard assisted Texas in posting a cumulative 87-56-17 record during the regular season, and a 16-14 record during the playoffs with Texas. In 2002/03, Jerrard was responsible for video as the Colorado Avalanche's assistant coach. He also coached four years at his alma mater, Lake Superior State University from 1999-2002, as well as the 1997/98 season.

Before coaching, Jerrard spent 10 years as a defenceman in professional hockey. He was drafted in the 1983 NHL Entry Draft by the New York Rangers in the ninth round (173rd overall). He made his National Hockey League debut as a member of the Minnesota North Stars in 1988 and played in five games for Minnesota that season. Jerrard played parts of six seasons with the Kalamazoo Wings of the International Hockey League and was a member of the 1997 Calder Cup winning Hershey Bears of the AHL.






IN THE SYSTEM

# PETER ANDERSSON

DEFENCE SHOOTS LEFT 6'3" 205 LBS KVIDINGE, SWEDEN APR. 13, 1991




		REGULAR SEASON						PLAYOFFS				
SEASON	TEAM	LEA	GP	G	A	PTS	PIM	GP	G	A	PTS	PIM
2007.08	Frolunda HC	SEL	1	0	0	0	0	-	-	-	-	-
2008.09	Frolunda J20	SWE-JR	36	3	5	8	42	4	0	1	1	0
2009.10	Frolunda HC	SEL	21	1	4	5	4	-	-	-	-	-
2010.11	Boras HC	SWE-1	10	2	4	6	12	-	-	-	-	-
	Frolunda HC	SEL	27	0	0	0	8	-	-	-	-	-
2011.12	Boras HC	SWE-1	30	2	2	4	24	-	-	-	-	-
	Orebro HK	SWE-1	40	7	2	9	20	-	-	-	-	-
2012.13	Chicago	AHL	42	1	7	8	16	-	-	-	-	-
2013.14	Utica	AHL	58	2	11	13	26	-	-	-	-	-

## ACQUIRED

Vancouver's fifth round choice, 143rd overall in the 2009 NHL Entry Draft.

# DARREN ARCHIBALD

LEFT WING SHOOTS LEFT 6'3" 212 LBS NEWMARKET, ON FEB. 9, 1990




		REGULAR SEASON						PLAYOFFS				
SEASON	TEAM	LEA	GP	G	A	PTS	PIM	GP	G	A	PTS	PIM
2007.08	Stouffville	OPJHL	49	21	27	48	46	15	9	9	18	35
2008.09	Barrie	OHL	68	25	24	49	35	5	4	3	7	2
2009.10	Barrie	OHL	57	26	33	59	62	16	5	5	10	16
2010.11	Barrie	OHL	24	18	12	30	21	-	-	-	-	-
2011.12	Niagara	OHL	37	23	13	36	30	14	10	4	14	6
	Chicago	AHL	20	1	0	1	10	-	-	-	-	-
2012.13	Kalamazoo	ECHEL	49	14	31	45	59	14	2	4	6	21
	Kalamazoo	ECHEL	18	6	7	13	29	-	-	-	-	-
2013.14	Chicago	AHL	55	12	10	22	47	-	-	-	-	-
	Vancouver	NHL	16	1	2	3	0	-	-	-	-	-
	Utica	AHL	59	10	12	22	102	-	-	-	-	-
VANCOUVER/NHL TOTALS			16	1	2	3	0	-	-	-	-	-

## ACQUIRED

Signed as a free agent, December 13, 2010.

# MATTHEW BEATTIE

LEFT WING SHOOTS RIGHT 6'3" 175 LBS MORRISTOWN, NJ DEC. 14, 1992



		REGULAR SEASON						PLAYOFFS				
SEASON	TEAM	LEA	GP	G	A	PTS	PIM	GP	G	A	PTS	PIM
2008.09	New Jersey	AYHL	29	4	7	11	12	-	-	-	-	-
2009.10	New Jersey	MetJHL	38	4	10	13	60	4	2	0	2	0
2010.11	New Jersey	MetJHL	38	23	24	47	34	2	2	0	2	0
2011.12	Phillips Exeter Academy	USHS	28	39	34	73	18	-	-	-	-	-
2012.13	Yale	ECAC	15	0	0	0	8	-	-	-	-	-
2013.14	Yale	ECAC	22	4	2	6	17	-	-	-	-	-

## ACQUIRED

Vancouver's seventh round choice, 207th overall in the 2012 NHL Entry Draft.

DEFENCE SHOOTS RIGHT 5'10" 193 LBS MONTREAL, QC APR. 4, 1988

## REGULAR SEASON

## PLAYOFFS

SEASON	TEAM	LEA	GP	G	A	PTS	PIM	GP	G	A	PTS	PIM
2006.07	Harvard	NCAA	33	6	12	18	36	-	-	-	-	-
2007.08	Harvard	NCAA	34	3	19	22	28	-	-	-	-	-
2008.09	Harvard	NCAA	31	4	16	20	46	-	-	-	-	-
2009.10	Harvard	NCAA	33	2	8	10	30	-	-	-	-	-
2010.11	Portland	AHL	61	3	15	18	52	12	1	1	2	6
2011.12	Rochester	AHL	65	5	18	23	47	2	0	2	2	6
2012.13	Rochester	AHL	72	5	20	25	59	3	0	2	2	2
2013.14	Utica	AHL	73	3	19	22	53	-	-	-	-	-

## ACQUIRED

Signed as a Free Agent, July 5, 2013.



## JEREMIE BLAIN

DEFENCE SHOOTS RIGHT 6'3" 195 LBS LONGUEUIL, QC MAR. 19, 1992


## REGULAR SEASON

## PLAYOFFS

SEASON	TEAM	LEA	GP	G	A	PTS	PIM	GP	G	A	PTS	PIM
2008.09	Victoriaville	QMJHL	27	1	3	4	0	-	-	-	-	-
	Acadie-Bathurst	QMJHL	22	0	3	3	6	5	0	2	2	4
2009.10	Acadie-Bathurst	QMJHL	64	4	34	38	72	5	2	2	4	10
2010.11	Acadie-Bathurst	QMJHL	40	2	35	37	48	4	2	2	4	4
2011.12	Acadie-Bathurst	QMJHL	29	6	18	24	54	-	-	-	-	-
	Victoriaville	QMJHL	29	3	23	26	38	4	0	2	2	6
2012.13	Idaho	ECHL	47	7	24	31	58	-	-	-	-	-
	Chicago	AHL	25	0	4	4	40	-	-	-	-	-
2013.14	Utica	AHL	6	0	0	0	6	-	-	-	-	-
	Kalamazoo	ECHL	25	3	12	15	47	4	0	1	1	2

## ACQUIRED

Signed as a free agent, July 5, 2013.



## LUDWIG BLOMSTRAND

LEFT WING SHOOTS LEFT 6'1" 198 LBS UPPSALA, SWEDEN MAR. 8, 1993


## REGULAR SEASON

## PLAYOFFS

SEASON	TEAM	LEA	GP	G	A	PTS	PIM	GP	G	A	PTS	PIM
2008.09	Almtuna	SWE-U18	10	3	0	3	8	-	-	-	-	-
	Gimo	SWE-4	26	17	10	27	18	-	-	-	-	-
2009.10	Djurgardens	SWE-U18	35	9	19	28	24	5	0	2	2	0
2010.11	Djurgardens	SWE-U18	9	2	11	13	4	5	1	3	4	10
	Djurgardens	SWE-JR	35	3	4	7	14	3	0	0	0	2
2011.12	Djurgardens	SEL	18	0	1	1	4	-	-	-	-	-
2012.13	Chicago	AHL	8	1	1	2	2	-	-	-	-	-
	Djurgardens	SWE-JR	14	0	0	0	8	-	-	-	-	-
2013.14	Utica	AHL	7	0	0	0	2	-	-	-	-	-
	Kalamazoo	ECHL	46	14	13	27	14	5	1	1	2	0

## ACQUIRED

Vancouver's fourth round choice, 120th overall in the 2011 NHL Entry Draft.



# JOE CANNATA

GOALTENDER CATCHES LEFT 6'1" 200 LBS WAKEFIELD, MA JAN. 2, 1990



## REGULAR SEASON


SEASON	TEAM	LEA	GPI	MIN	GA	SO	GAA	W	L	T	SVS	PCT
2007.08	USNTDP U-18	NAHL	5	307	12	0	2.35	3	1	1	128	.914
2008.09	Merrimack	NCAA	23	1,353	53	2	2.35	7	11	4	595	.918
2009.10	Merrimack	NCAA	24	1,362	69	2	3.04	10	13	1	633	.902
2010.11	Merrimack	NCAA	39	2,252	93	1	2.48	25	10	4	947	.911
2011.12	Merrimack	NCAA	36	2,179	79	2	2.18	17	12	7	977	.925
	Chicago	AHL	1	60	2	0	2.00	1	0	0	38	.950
2012.13	Chicago	AHL	14	747	33	0	2.65	6	6	0	344	.912
	Kalamazoo	ECHL	7	419	23	0	3.29	3	4	0	218	.905
2013.14	Utica	AHL	28	1,484	70	0	2.83	11	12	1	686	.907

## ACQUIRED

Vancouver's sixth round choice, 173rd overall in the 2009 NHL Entry Draft.

# COLE CASSELS

CENTRE SHOOTS RIGHT 6'1" 184 LBS COLUMBUS, OH MAY 4, 1995



## REGULAR SEASON

## PLAYOFFS

SEASON	TEAM	LEA	GP	G	A	PTS	PIM	GP	G	A	PTS	PIM
2011.12	Oshawa	OHL	64	3	8	11	31	6	1	0	1	6
2012.13	Oshawa	OHL	64	15	28	43	61	9	1	0	1	14
2013.14	Oshawa	OHL	61	24	49	73	90	12	6	11	17	16

## ACQUIRED

Vancouver's third round choice, 85th overall in the 2013 NHL Entry Draft.

# ANTON CEDERHOLM

DEFENCE SHOOTS LEFT 6'2" 209 LBS HELSINGBORG, SWEDEN FEB. 21, 1995



## REGULAR SEASON

## PLAYOFFS

SEASON	TEAM	LEA	GP	G	A	PTS	PIM	GP	G	A	PTS	PIM
2009.10	Jonstorp U18	Swe-U18	12	1	3	4	14	-	-	-	-	-
	Jonstorp Jr.	Swe-Jr.	3	0	0	0	4	-	-	-	-	-
2010.11	Rogle U18	Swe-U18	31	4	8	12	18	4	0	1	1	2
	Rogle Jr.	Swe-Jr.	2	0	0	0	0	-	-	-	-	-
2011.12	Rogle U18	Swe-U18	8	1	3	4	45	-	-	-	-	-
	Rogle Jr.	Swe-Jr.	41	3	5	8	71	-	-	-	-	-
2012.13	Rogle U18	Swe-U18	8	0	1	1	10	3	0	1	1	6
	Rogle Jr.	Swe-Jr.	36	5	8	13	64	2	0	0	0	0
	Rogle	SWE	12	0	0	0	6	-	-	-	-	-
2013.14	Portland	WHL	71	4	12	16	95	21	2	3	5	16

## ACQUIRED

Vancouver's fifth round choice, 145th overall in the 2013 NHL Entry Draft.




# FRANK CORRADO

DEFENCE SHOOTS RIGHT 6'1" 195 LBS TORONTO, ON MAR. 26, 1993

## REGULAR SEASON

SEASON	CLUB	LEA	GP	G	A	PTS	PIM	GP	G	A	PTS	PIM
2009.10	Sudbury	OHL	63	1	8	9	46	4	0	1	1	0
2010.11	Sudbury	OHL	67	4	26	30	94	8	1	4	5	8
2011.12	Sudbury	OHL	60	3	23	26	81	4	0	0	0	12
	Chicago	AHL	4	0	1	1	0	2	0	0	0	0
2012.13	Vancouver	NHL	3	0	0	0	0	4	0	0	0	0
	Sudbury	OHL	41	6	21	27	44	-	-	-	-	-
	Kitchener	OHL	28	1	17	18	45	10	1	1	2	6
	Chicago	AHL	3	0	2	2	0	-	-	-	-	-
2013.14	Vancouver	NHL	15	1	0	1	4	-	-	-	-	-
	Utica	AHL	59	6	11	17	46	-	-	-	-	-
VANCOUVER/NHL TOTALS			18	1	0	1	4	4	0	0	0	0



## ACQUIRED

Vancouver's 5th choice, 150th overall in the 2011 NHL Entry Draft.

THE PLAYERS

# BRANDON DEFAZIO

LEFT WING SHOOTS LEFT 6'2" 204 LBS OAKVILLE, ON SEPT. 13, 1988

## REGULAR SEASON

## PLAYOFFS

SEASON	TEAM	LEA	GP	G	A	PTS	PIM	GP	G	A	PTS	PIM
2005.06	Oakville	OPJHL	11	2	11	13	8	-	-	-	-	-
	Milton	OPJHL	36	10	6	16	38	-	-	-	-	-
2006.07	Oakville	OPJHL	46	12	33	45	135	-	-	-	-	-
2007.08	Clarkson	NCAA	37	3	4	7	34	-	-	-	-	-
2008.09	Clarkson	NCAA	33	7	11	18	28	-	-	-	-	-
2009.10	Clarkson	NCAA	35	12	14	26	58	-	-	-	-	-
2010.11	Clarkson	NCAA	36	14	12	26	56	-	-	-	-	-
	Wheeling	ECHL	10	4	5	9	7	14	4	2	6	8
	Wilkes-Barre/Scranton	AHL	2	0	0	0	0	-	-	-	-	-
2011.12	Wilkes-Barre/Scranton	AHL	66	11	5	16	104	12	0	0	0	6
2012.13	Bridgeport Sound	AHL	69	11	14	25	139	-	-	-	-	-
2013.14	Utica	AHL	76	17	17	34	106	-	-	-	-	-



## ACQUIRED

Signed as a free agent, July 12, 2013.

# THATCHER DEMKO

GOALTENDER CATCHES LEFT 6'3" 191 LBS SAN DIEGO, CA DEC. 8, 1995

## REGULAR SEASON

SEASON	TEAM	LEA	GPI	MIN	GA	EN	SO	GAA	W	L	T	SVS	PCT
2011.12	Omaha Lancers	USHL	15	754	36	0	1	2.87	9	3	0	322	.899
2012.13	U.S. National Dvlp.	USHL	19	1059	39	0	1	2.21	15	3	0	360	.902
2013.14	Boston College	NCAA	24	1446	54	0	2	2.24	16	5	3	611	.919


## ACQUIRED

Vancouver's second round choice, 36th overall in the 2014 NHL Entry Draft.



# JOACIM ERIKSSON

GOALTENDER CATCHES RIGHT 6'2" 196 LBS GAVLE, SWEDEN APR. 9, 1990



## REGULAR SEASON

SEASON	TEAM	LEA	GPI	MIN	GA	EN	SO	GAA	W	L	T	SVS	PCT
2010.11	Skelleftea AIK	SEL	17	939	40	0	1	2.56	0	0	0	388	.906
2011.12	Skelleftea AIK	SEL	33	2016	61	0	3	1.82	0	0	0	837	.932
2012.13	Skelleftea AIK	SEL	30	1726	48	0	5	1.67	21	9	0	652	.931
2013.14	Vancouver	NHL	1	36	6	0	0	10.00	0	0	0	25	.806
	Utica	AHL	52	3009	131	3	5	2.61	24	24	2	1342	.911
VANCOUVER/NHL TOTALS			1	36	6	0	0	10.00	0	0	0	25	.806

## ACQUIRED

Signed as a free agent, June 17, 2013.

# GUSTAV FORSLING

DEFENCE SHOOTS LEFT 5'11" 172 LBS LINKOPING, SWEDEN JUN. 12, 1996



## REGULAR SEASON

## PLAYOFFS


SEASON	TEAM	LEA	GP	G	A	PTS	PIM	GP	G	A	PTS	PIM
2012.13	Linköping Jr.	SWE-JR.	14	0	1	1	8	-	-	-	-	-
	Linköping UI8	SWE-UI8	31	7	8	15	20	-	-	-	-	-
2013.14	Linköping Jr.	SWE-JR.	44	6	12	18	36	-	-	-	-	-
	Linköping UI8	SWE-UI8	5	3	3	6	2	-	-	-	-	-

## ACQUIRED

Vancouver's fifth round choice, 126th overall in the 2014 NHL Entry Draft.

# DANE FOX

RIGHT WING SHOOTS LEFT 6'1" 186 LBS CHATHAM, ON OCT. 13, 1993



## REGULAR SEASON

## PLAYOFFS

SEASON	TEAM	LEA	GP	G	A	PTS	PIM	GP	G	A	PTS	PIM
2009.10	London	OHL	26	1	6	7	13	2	0	1	1	0
2010.11	London	OHL	51	11	12	23	55	6	1	0	1	6
2011.12	London	OHL	34	13	19	32	54	-	-	-	-	-
	Erie	OHL	28	10	12	22	33	-	-	-	-	-
2012.13	Erie	OHL	37	19	17	36	78	-	-	-	-	-
2013.14	Erie	OHL	67	64	43	107	122	14	8	11	19	26

## ACQUIRED

Signed as a free agent, December 28, 2013.

# ALEX FRIESEN

**CENTRE** **SHOOTS LEFT** **5'10"** **185 LBS** **NIAGARA-ON-THE-LAKE, ON** **JAN. 30, 1991**


## REGULAR SEASON

## PLAYOFFS

SEASON	TEAM	LEA	GP	G	A	PTS	PIM	GP	G	A	PTS	PIM
2007.08	Niagara	OHL	46	5	9	14	26	10	0	2	2	6
2008.09	Niagara	OHL	64	11	22	33	94	12	3	7	10	25
2009.10	Niagara	OHL	60	23	37	60	94	5	1	6	7	8
2010.11	Niagara	OHL	60	26	40	66	61	14	2	8	10	19
2011.12	Niagara	OHL	62	26	45	71	106	20	8	14	22	18
2012.13	Chicago	AHL	42	1	4	5	22	-	-	-	-	-
	Kalamazoo	ECHL	10	0	4	4	2	-	-	-	-	-
2013.14	Utica	AHL	54	6	14	20	32	-	-	-	-	-

## ACQUIRED

Vancouver's sixth round choice, 172nd overall in the 2010 NHL Entry Draft.



THE PLAYERS

# BRENDAN GAUNCE

**CENTRE** **SHOOTS LEFT** **6'3"** **213 LBS** **MARKHAM, ON** **MAR. 25, 1994**


## REGULAR SEASON

## PLAYOFFS

SEASON	TEAM	LEA	GP	G	A	PTS	PIM	GP	G	A	PTS	PIM
2009.10	Markham	OJHL	1	0	0	0	0	-	-	-	-	-
2010.11	Belleville	OHL	65	11	25	36	40	4	0	0	0	4
2011.12	Belleville	OHL	68	28	40	68	68	6	1	2	3	2
2012.13	Belleville	OHL	60	33	27	60	44	17	8	14	22	10
2013.14	Erie	OHL	43	21	25	46	32	14	5	11	16	16

## ACQUIRED

Vancouver's first round choice, 26th overall in the 2012 NHL Entry Draft.



# ALEXANDRE GRENIER

**RIGHT WING** **SHOOTS RIGHT** **6'3"** **206 LBS** **LAVAL, QC** **SEPT. 5, 1991**

## REGULAR SEASON

## PLAYOFFS

SEASON	TEAM	LEA	GP	G	A	PTS	PIM	GP	G	A	PTS	PIM
2010.11	Quebec	QMJHL	31	9	15	24	6	15	8	8	16	4
2011.12	Halifax	QMJHL	64	25	39	64	42	17	4	12	16	19
2012.13	Chicago	AHL	4	0	0	0	2	-	-	-	-	-
	Salzburg	AUS	25	5	8	13	21	-	-	-	-	-
	Kalamazoo	ECHL	37	10	21	31	51	-	-	-	-	-
2013.14	Utica	AHL	68	17	22	39	56	-	-	-	-	-


## ACQUIRED

Vancouver's third round choice, 90th overall in the 2011 NHL Entry Draft.



# BO HORVAT

**CENTRE** **SHOOTS LEFT** **6'1"** **216 LBS** **RODNEY, ON** **AUG. 5, 1995**



## REGULAR SEASON

## PLAYOFFS


SEASON	CLUB	LEA	GP	G	A	PTS	PIM	GP	G	A	PTS	PIM
2011.12	London	OHL	64	11	19	30	8	18	1	3	4	0
2012.13	London	OHL	67	33	28	61	29	21	16	7	23	10
2013.14	London	OHL	54	30	44	74	36	9	5	6	11	4

## ACQUIRED

Vancouver's first choice, ninth overall, in the 2013 NHL Entry Draft.

# BEN HUTTON

**DEFENCE** **SHOOTS LEFT** **6'3"** **200 LBS** **PRESCOTT, ON** **APR. 20, 1993**



## REGULAR SEASON

## PLAYOFFS

SEASON	TEAM	LEA	GP	G	A	PTS	PIM	GP	G	A	PTS	PIM
2008.09	Kemptville	CJHL	4	0	0	0	0	-	-	-	-	-
2009.10	Kemptville	CJHL	60	16	18	34	6	4	0	0	0	2
2010.11	Kemptville	CCHL	61	8	27	35	28	-	-	-	-	-
2011.12	Kemptville	CCHL	35	7	20	27	25	-	-	-	-	-
	Nepean	CCHL	22	4	12	16	6	18	5	8	13	6
2012.13	Maine	NCAA	34	4	11	15	18	-	-	-	-	-
2013.14	Maine	NCAA	35	15	14	29	8	-	-	-	-	-

## ACQUIRED

Vancouver's fifth round choice, 147th overall in the 2012 NHL Entry Draft.

# DUSTIN JEFFREY

**CENTRE** **SHOOTS LEFT** **6'1"** **199 LBS** **SARNIA, ON** **FEB. 27, 1988**



## REGULAR SEASON

## PLAYOFFS

SEASON	TEAM	LEA	GP	G	A	PTS	PIM	GP	G	A	PTS	PIM
2004.05	Mississauga	OHL	53	10	15	25	20	-	-	-	-	-
2005.06	Mississauga	OHL	30	6	9	15	26	-	-	-	-	-
2005.06	Sault Ste. Marie	OHL	39	12	11	23	10	4	1	2	3	2
2006.07	Sault Ste. Marie	OHL	68	34	58	92	40	13	6	12	18	11
2007.08	Sault Ste. Marie	OHL	56	38	59	97	30	14	3	8	11	12
	Wilkes-Barre/Scranton AHL	-	-	-	-	-	-	15	2	1	3	4
2008.09	Pittsburgh	NHL	14	1	2	3	0	-	-	-	-	-
	Wilkes-Barre/Scranton AHL	63	11	26	37	31	12	5	5	10	8	8
2009.10	Pittsburgh	NHL	1	0	0	0	0	-	-	-	-	-
	Wilkes-Barre/Scranton AHL	77	24	47	71	16	4	0	1	1	6	6
2010.11	Pittsburgh	NHL	25	7	5	12	4	-	-	-	-	-
	Wilkes-Barre/Scranton AHL	40	17	28	45	8	-	-	-	-	-	-
2011.12	Pittsburgh	NHL	26	4	2	6	2	-	-	-	-	-
	Wilkes-Barre/Scranton AHL	2	0	1	1	0	-	-	-	-	-	-
2012.13	Pittsburgh	NHL	24	3	3	6	2	-	-	-	-	-
	Zagreb Medvescak KHL AUS	20	11	12	23	20	-	-	-	-	-	-
2013.14	Pittsburgh	NHL	10	0	1	1	2	-	-	-	-	-
	Dallas	NHL	24	2	1	3	0	-	-	-	-	-
	Texas	AHL	21	4	6	10	2	19	7	5	12	2

<b>NHL TOTALS</b>			<b>124</b>	<b>17</b>	<b>14</b>	<b>31</b>	<b>10</b>	-	-	-	-	-
-------------------	--	--	------------	-----------	-----------	-----------	-----------	---	---	---	---	---

## ACQUIRED

Signed as a free agent, July 2, 2014.



# NICKLAS JENSEN

LEFT WING SHOOTS LEFT 6'3" 208 LBS HERNING, DENMARK MAR. 6, 1993

## REGULAR SEASON

## PLAYOFFS

SEASON	TEAM	LEA	GP	G	A	PTS	PIM	GP	G	A	PTS	PIM
2009.10	Herning	DEN	34	12	14	26	28	10	6	4	10	8
2010.11	Oshawa	OHL	61	29	29	58	42	10	7	4	11	2
2011.12	Chicago	AHL	6	4	0	4	6	2	2	0	2	0
	Oshawa	OHL	57	25	33	58	29	6	1	4	5	0
2012.13	Vancouver	NHL	2	0	0	0	0	-	-	-	-	-
	Chicago	AHL	20	2	2	4	8	-	-	-	-	-
	AIK	SEL	50	17	6	23	16	-	-	-	-	-
2013.14	Vancouver	NHL	17	3	3	6	10	-	-	-	-	-
	Utica	AHL	54	15	6	21	26	-	-	-	-	-
VANCOUVER/NHL TOTALS			19	3	3	6	10	-	-	-	-	-



## ACQUIRED

Vancouver's first round choice, 29th overall in the 2011 NHL Entry Draft.

THE PLAYERS

# RONALDS KENINS

LEFT WING SHOOTS LEFT 6'0" 209 LBS RIGA, LATVIA FEB. 28, 1991

## REGULAR SEASON

## PLAYOFFS

SEASON	TEAM	LEA	GP	G	A	PTS	PIM	GP	G	A	PTS	PIM
2008.09	Kusnacht Jr.	SWISS-JR.	6	6	6	12	6	-	-	-	-	-
	GCK Zurich	SWISS-2	42	2	8	10	24	-	-	-	-	-
2009.10	GCK Zurich Jr.	SWISS-JR.	30	13	18	31	38	9	0	4	4	10
	GCK Zurich	SWISS-2	4	1	3	4	4	-	-	-	-	-
2010.11	GCK Zurich Jr.	SWISS-JR.	18	7	14	21	45	11	7	13	20	24
	GCK Zurich	SWISS-2	11	1	2	3	8	-	-	-	-	-
2011.12	Zurich	SWISS	47	6	12	18	48	15	0	4	4	6
2012.13	Zurich	SWISS	45	3	14	17	12	12	4	4	8	10
2013.14	Zurich	SWISS	39	8	17	25	40	-	-	-	-	-



## ACQUIRED

Signed as a Free Agent, July 30, 2013.

# KELLAN LAIN

LEFT WING SHOOTS LEFT 6'6" 216 LBS OAKVILLE, ON AUG. 11, 1989

## REGULAR SEASON

## PLAYOFFS

SEASON	TEAM	LEA	GP	G	A	PTS	PIM	GP	G	A	PTS	PIM
2007.08	Orleans	OPIJHL	31	9	13	22	51	21	11	4	15	60
2008.09	Oakville	OJHL	47	19	23	42	74	18	10	6	16	22
2009.10	Oakville	OJHL	16	8	9	17	16	17	5	17	22	22
2010.11	Lake Superior	NCAA	38	4	4	8	40	-	-	-	-	-
2011.12	Lake Superior	NCAA	38	9	6	15	59	-	-	-	-	-
2012.13	Chicago	AHL	13	0	0	0	6	-	-	-	-	-
	Lake Superior	NCAA	32	8	8	16	111	-	-	-	-	-
2013.14	Vancouver	NHL	9	1	0	1	21	-	-	-	-	-
	Utica	AHL	63	7	12	19	129	-	-	-	-	-
VANCOUVER/NHL TOTALS			9	1	0	1	21	-	-	-	-	-




## ACQUIRED

Signed as a free agent, March 16, 2013.

# MILES LIBERATI

DEFENCE SHOOTS LEFT 6'0" 195 LBS CHESWICK, PA JUN. 21, 1995



## REGULAR SEASON PLAYOFFS


SEASON	TEAM	LEA	GP	G	A	PTS	PIM	GP	G	A	PTS	PIM
2012.13	London	OHL	42	3	6	9	25	10	0	1	1	0
2013.14	London	OHL	22	1	3	4	18	-	-	-	-	-
2013.14	North Bay	OHL	43	8	1	9	19	22	0	1	1	12

## ACQUIRED

Vancouver's seventh round choice, 205th overall in the 2013 NHL Entry Draft.

# ALEXANDRE MALLET

LEFT WING SHOOTS RIGHT 6'1" 199 LBS AMQUI, QC MAY 22, 1992



## REGULAR SEASON PLAYOFFS


SEASON	TEAM	LEA	GP	G	A	PTS	PIM	GP	G	A	PTS	PIM
2008.09	Rouyn-Noranda	QMJHL	10	1	0	1	0	1	0	1	1	0
2009.10	Rouyn-Noranda	QMJHL	39	4	5	9	31	-	-	-	-	-
	Rimouski	QMJHL	26	5	5	10	54	12	2	0	2	6
2010.11	Rimouski	QMJHL	60	10	9	19	86	5	0	2	2	7
2011.12	Rimouski	QMJHL	68	34	47	81	132	21	10	15	25	22
2012.13	Chicago	AHL	18	0	1	1	7	-	-	-	-	-
	Kalamazoo	ECHL	44	10	19	29	48	-	-	-	-	-
2013.14	Utica	AHL	59	1	4	5	46	-	-	-	-	-

## ACQUIRED

Vancouver's second round choice, 57th overall in the 2012 NHL Entry Draft.

# JARED MCCANN

CENTRE SHOOTS LEFT 6'0" 174 LBS LONDON, ON MAY 31, 1996



## REGULAR SEASON PLAYOFFS

SEASON	TEAM	LEA	GP	G	A	PTS	PIM	GP	G	A	PTS	PIM
2012.13	Sault Ste. Marie	OHL	64	21	23	44	35	1	0	0	0	0
2013.14	Sault Ste. Marie	OHL	64	27	35	62	51	9	2	5	7	4

## ACQUIRED


Vancouver's first round choice, 24th overall in the 2014 NHL Entry Draft.

DEFENCE SHOOTS LEFT 6'3" 214 LBS HAMILTON, ON MAY 22, 1994

## REGULAR SEASON

## PLAYOFFS

SEASON	TEAM	LEA	GP	G	A	PTS	PIM	GP	G	A	PTS	PIM
2009.10	Burlington	OJHL	4	0	1	1	0	-	-	-	-	-
2010.11	Kitchener	OHL	44	0	4	4	14	4	0	0	0	0
2011.12	Kitchener	OHL	2	0	2	2	4	-	-	-	-	-
2012.13	Kitchener	OHL	65	6	28	34	42	10	1	3	4	14
2013.14	Kitchener	OHL	15	2	5	7	23	-	-	-	-	-
	Kingston	OHL	46	5	30	35	55	7	1	1	2	6
	Utica	AHL	1	0	0	0	2	-	-	-	-	-



## ACQUIRED

Acquired: Signed as a free agent, September 13, 2012.


# PATRICK MCNALLY

DEFENCE SHOOTS LEFT 6'2" 190 LBS GLEN HEAD, NY DEC. 4, 1991

## REGULAR SEASON

## PLAYOFFS

SEASON	TEAM	LEA	GP	G	A	PTS	PIM	GP	G	A	PTS	PIM
2008.09	Suffolk Pal	MTJHL	52	25	41	66	72	-	-	-	-	-
2009.10	Milton Academy	HIGH-MA28	14	21	35	-	-	-	-	-	-	-
2010.11	Milton Academy	HIGH-MA28	22	29	51	-	-	-	-	-	-	-
2011.12	Harvard	NCAA	34	6	22	28	40	-	-	-	-	-
2012.13	Harvard	NCAA	7	1	2	3	6	-	-	-	-	-
2013.14	Harvard	NCAA	20	1	7	8	12	-	-	-	-	-



## ACQUIRED

Vancouver's fourth round choice, 115th overall in the 2010 NHL Entry Draft.

# CAL O'REILLY

CENTRE SHOOTS LEFT 6'0" 188 LBS TORONTO, ON SEP. 30, 1986

## REGULAR SEASON


## PLAYOFFS

SEASON	TEAM	LEA	GP	G	A	PTS	PIM	GP	G	A	PTS	PIM
2003.04	Windsor	OHL	61	3	18	21	2	3	0	1	1	0
2004.05	Windsor	OHL	68	23	50	73	16	11	4	5	9	4
2005.06	Windsor	OHL	68	18	81	99	8	7	3	8	11	0
	Milwaukee	AHL	2	0	0	0	0	10	0	1	1	0
2006.07	Milwaukee	AHL	78	18	4	65	20	4	1	2	3	0
2007.08	Milwaukee	AHL	80	16	63	79	22	6	1	2	3	0
2008.09	Nashville	NHL	11	3	2	5	2	-	-	-	-	-
	Milwaukee	AHL	67	13	56	69	20	11	2	6	8	0
2009.10	Nashville	NHL	31	2	9	11	4	-	-	-	-	-
	Milwaukee	AHL	35	9	31	40	8	-	-	-	-	-
2010.11	Nashville	NHL	38	6	12	18	2	-	-	-	-	-
2011.12	Nashville	NHL	5	0	1	1	2	-	-	-	-	-
	Phoenix	NHL	22	2	3	5	2	-	-	-	-	-
	Pittsburgh	NHL	6	0	1	1	0	-	-	-	-	-
	Portland	AHL	5	1	1	2	0	-	-	-	-	-
	Wilkes-Barre/Scranton	AHL	21	0	10	10	8	12	5	4	9	0
2012.13	Magnitogorsk Metallurg KHL	KHL	32	3	16	19	30	7	2	2	4	2
2013.14	Magnitogorsk Metallurg KHL	KHL	14	0	1	1	2	-	-	-	-	-
	Utica	AHL	52	7	38	45	6	-	-	-	-	-

NHL TOTALS 113 13 28 41 12 - - - - -


## ACQUIRED

Signed as a free agent, November 19, 2013.



# KYLE PETTIT

CENTRE SHOOTS LEFT 6'3" 195 LBS KOMOKA, ON JAN. 19, 1996




		REGULAR SEASON						PLAYOFFS					
SEASON	TEAM	LEA	GP	G	A	PTS	PIM	GP	G	A	PTS	PIM	
2012.13	Erie	OHL	67	3	3	6	21	-	-	-	-	-	
2013.14	Erie	OHL	53	5	5	10	24	9	0	0	0	2	

## ACQUIRED

Vancouver's sixth round choice, 156th overall in the 2014 NHL Entry Draft.

# BOBBY SANGUINETTI

DEFENCE SHOOTS RIGHT 6'1" 186 LBS TRENTON, NJ FEB. 29, 1988



		REGULAR SEASON							PLAYOFFS				
SEASON	TEAM	LEA	GP	G	A	PTS	PIM		GP	G	A	PTS	PIM
2004.05	Owen Sound	OHL	67	4	20	24	12		5	0	2	2	0
2005.06	Owen Sound	OHL	68	14	51	65	44		11	5	10	15	4
2006.07	Owen Sound	OHL	67	23	30	53	48		4	3	3	6	2
	Hartford	AHL	5	0	3	3	2		7	0	1	1	2
2007.08	Brampton	OHL	61	29	41	70	38		5	1	3	4	10
	Hartford	AHL	6	0	1	1	2		5	0	0	0	2
2008.09	Hartford	AHL	78	6	36	42	42		6	1	4	5	6
2009.10	NY Rangers	NHL	5	0	0	0	4		-	-	-	-	-
	Hartford	AHL	61	9	29	38	22		-	-	-	-	-
2010.11	Charlotte	AHL	31	3	12	15	6		10	0	2	2	6
2011.12	Carolina	NHL	3	0	0	0	0		-	-	-	-	-
	Charlotte	AHL	60	10	40	50	20		-	-	-	-	-
2012.13	Carolina	NHL	37	2	4	6	4		-	-	-	-	-
	Charlotte	AHL	36	6	15	21	16		-	-	-	-	-
2013.14	Moscow Oblast Atlant	KHL	15	2	5	7	2		-	-	-	-	-
NHL TOTALS			45	2	4	6	8		-	-	-	-	-

## ACQUIRED

Signed as a free agent, July 1, 2014.

# HUNTER SHINKARUK

CENTRE SHOOTS LEFT 5'10" 183 LBS CALGARY, AB OCT. 13, 1994



		REGULAR SEASON						PLAYOFFS				
SEASON	TEAM	LEA	GP	G	A	PTS	PIM	GP	G	A	PTS	PIM
2010.11	Medicine Hat	WHL	63	14	28	42	24	14	4	5	9	0
2011.12	Medicine Hat	WHL	66	49	42	91	38	8	2	9	11	6
2012.13	Medicine Hat	WHL	64	37	49	86	44	8	3	3	6	8
2013.14	Medicine Hat	WHL	18	5	11	16	29	—	—	—	—	—

## ACQUIRED

Vancouver's first round choice, 24th overall in the 2013 NHL Entry Draft.

# MACKENZE STEWART

DEFENCE SHOOTS LEFT 6'3" 216 LBS CALGARY, AB AUG. 10, 1995


## REGULAR SEASON

## PLAYOFFS

SEASON	TEAM	LEA	GP	G	A	PTS	PIM	GP	G	A	PTS	PIM
2012.13	Prince Albert	WHL	6	0	0	0	2	-	-	-	-	-
2012.13	Calgary	AJHL	33	1	4	5	65	3	0	0	0	17
2013.14	Prince Albert	WHL	55	5	4	9	69	4	0	1	1	2

## ACQUIRED

Vancouver's seventh round choice, 186th overall in the 2014 NHL Entry Draft.



THE PLAYERS

# JORDAN SUBBAN

DEFENCE SHOOTS RIGHT 5'9" 178 LBS REXDALE, ON MAR. 3, 1995


## REGULAR SEASON

## PLAYOFFS

SEASON	TEAM	LEA	GP	G	A	PTS	PIM	GP	G	A	PTS	PIM
2011.12	Belleville	OHL	56	5	15	20	31	5	0	0	0	4
2012.13	Belleville	OHL	68	15	36	51	47	17	2	3	5	20
2013.14	Belleville	OHL	66	12	30	42	63	-	-	-	-	-

## ACQUIRED

Vancouver's fourth round choice, 115th overall in the 2013 NHL Entry Draft.



# HENRIK TOMMERNES

DEFENCE SHOOTS LEFT 6'1" 185 LBS KARLSTAD, SWEDEN AUG. 28, 1990

## REGULAR SEASON

## PLAYOFFS

SEASON	TEAM	LEA	GP	G	A	PTS	PIM	GP	G	A	PTS	PIM
2008.09	Frolunda	SEL	11	0	0	0	0	-	-	-	-	-
2009.10	Boras	SWE-2	23	5	9	14	43	-	-	-	-	-
	Frolunda	SEL	27	0	3	3	10	7	0	1	1	2
2010.11	Frolunda	SEL	47	3	17	20	24	-	-	-	-	-
2011.12	Frolunda	SEL	44	5	9	14	36	6	1	3	4	4
2012.13	Frolunda	SEL	54	5	11	16	28	6	1	4	5	6
2013.14	Utica	AHL	54	4	14	18	14	-	-	-	-	-

## ACQUIRED


Vancouver's seventh round pick, 210th overall in the 2011 NHL Entry Draft.





# NIKITA TRYAMKIN

DEFENCE SHOTS LEFT 6'7" 229 LBS YEKATERINBURG, RUSSIA AUG. 30, 1994




		REGULAR SEASON						PLAYOFFS			
SEASON	TEAM	LEA	GP	G	A	PTS	PIM	GP	G	A	PIM
2012.13	Yekaterinburg	KHL	32	3	1	4	12	—	—	—	—
2013.14	Yekaterinburg	KHL	45	1	6	7	38	4	0	0	2

## ACQUIRED

Vancouver's third round pick, 66th overall in the 2014 NHL Entry Draft.

# JAKE VIRTANEN

RIGHT WING SHOTS RIGHT 6'1" 212 LBS ABBOTSFORD, BC AUG. 17, 1996



		REGULAR SEASON						PLAYOFFS			
SEASON	TEAM	LEA	GP	G	A	PTS	PIM	GP	G	A	PIM
2011.12	Calgary	WHL	9	3	1	4	4	5	0	0	4
2012.13	Calgary	WHL	62	16	18	34	67	15	2	4	27
2013.14	Calgary	WHL	71	45	26	71	100	6	1	3	4

## ACQUIRED

Vancouver's first round pick, 6th overall in the 2014 NHL Entry Draft.

# MIKE WILLIAMSON

DEFENCE SHOOTS LEFT 6'3" 187 LBS LEDUC, AB SEPT. 5, 1993


## REGULAR SEASON

## PLAYOFFS

SEASON	TEAM	LEA	GP	G	A	PTS	PIM	GP	G	A	PTS	PIM
2009.10	Drayton Valley	AJHL	4	0	0	0	0	-	-	-	-	-
2010.11	Spruce Grove	AJHL	1	0	0	0	2	-	-	-	-	-
2011.12	Spruce Grove	AJHL	41	9	9	18	73	11	4	2	6	14
2012.13	Spruce Grove	AJHL	23	1	10	11	35	15	1	3	4	21
2013.14	Pennsylvania State	NCAA	27	2	4	6	38	-	-	-	-	-

## ACQUIRED

Vancouver's sixth round pick, 175th overall in the 2013 NHL Entry Draft.



THE PLAYERS

# MICHAEL ZALEWSKI

LEFT WING SHOOTS LEFT 6'1" 209 LBS NEW HARTFORD, NY AUG. 18, 1992

## REGULAR SEASON

## PLAYOFFS

SEASON	TEAM	LEA	GP	G	A	PTS	PIM	GP	G	A	PTS	PIM
2009.10	Syracuse	EJHL	43	16	32	48	28	-	-	-	-	-
2010.11	Vernon	BCHL	46	12	17	29	34	16	5	3	8	4
2011.12	Vernon	BCHL	60	38	37	75	83	-	-	-	-	-
2012.13	R.P.I.	NCAA	36	12	9	21	22	-	-	-	-	-
2013.14	Vancouver	NHL	2	0	1	1	0	-	-	-	-	-
	R.P.I.	NCAA	35	9	17	26	53	-	-	-	-	-

VANCOUVER/NHL TOTALS

2 0 1 1 0 - - - - -

## ACQUIRED

Signed as a free agent, March 14, 2014.







REVIEW

# 2014.15 TRAINING CAMP ROSTER

## DEFENCEMEN

PLAYER	POS	HT	WT	HOMETOWN	DATE	2013.14 CLUB	GP	G	A	PTS	PIM
80 Andersson, Peter	D	6'3"	205	Kvdinge, SWE	Apr. 13, 1991	Utica	58	2	11	13	26
55 Biega, Alex	D	5'10"	193	Montreal, QC	Apr. 4, 1988	Utica	73	3	19	22	53
3 Bieksa, Kevin	D	6'1"	215	Grimby, ON	Jun. 16, 1981	Vancouver	76	4	20	24	104
73 Blain, Jeremie	D	6'3"	199	Longueuil, QC	Mar. 19, 1992	Utica	6	0	0	0	6
						Kalamazoo	25	3	12	15	47
57 Cederholm, Anton	D	6'2"	205	Helsingborg, SWE	Feb. 21, 1995	Portland	71	4	12	16	95
26 Corrado, Frank	D	6'1"	195	Toronto, ON	Mar. 26, 1993	Vancouver	15	1	0	1	4
						Utica	59	6	11	17	46
23 Edler, Alex	D	6'3"	210	Ostersund, SWE	Apr. 21, 1986	Vancouver	63	7	15	22	50
2 Hamhuis, Dan	D	6'0"	200	Smithers, BC	Dec. 13, 1982	Vancouver	79	5	17	22	26
64 Humphries, Spencer*	D	6'2"	208	Tsawwassen, BC	Apr. 30, 1992	Praha (KHL)	17	1	1	2	2
70 Huskins, Kent	D	6'4"	205	Almonte, ON	May 4, 1979	Utica	65	3	7	10	31
59 Lafranchise, Kane	D	6'1"	195	Edmonton, AB	May 27, 1988	Abbotsford	34	0	13	13	
61 McEneny, Evan	D	6'3"	214	Hamilton, ON	May 22, 1994	Utica	1	0	0	0	2
						Kingston	46	5	30	35	55
						Kitchener	15	2	5	7	23
58 Negrin, John	D	6'2"	202	Vancouver, BC	Mar. 25, 1989	Utica	16	0	1	1	10
25 Sanguinetti, Bobby	D	6'1"	186	Trenton, NJ	Feb. 29, 1988	Moscow	15	2	5	7	2
5 Sbisa, Luca	D	6'2"	209	Ozieri, ITA	Jan. 30, 1990	Anaheim	30	1	5	6	43
						Norfolk	4	0	2	2	0
18 Stanton, Ryan	D	6'2"	208	St. Albert, AB	Jul. 20, 1989	Vancouver	64	1	15	16	32
71 Stewart, Makenze	D	6'3"	216	Calgary, AB	Aug. 10, 1995	Prince Albert	55	5	4	9	69
67 Subban, Jordan	D	5'9"	178	Rexdale, ON	Mar. 3, 1995	Belleville	66	12	30	42	63
8 Tanev, Chris	D	6'2"	194	Toronto, ON	Dec. 20, 1989	Vancouver	64	6	11	17	8
60 Tommernes, Henrik	D	6'0"	185	Karlstad, SWE	Aug. 28, 1990	Utica	54	4	14	18	14
6 Weber, Yannick	D	5'11"	200	Morges, SUI	Sept. 23, 1988	Vancouver	49	6	4	10	16
						Utica	7	2	5	7	0

## GOALTENDERS

PLAYER	HT	WT	HOMETOWN	DATE	2013.14 CLUB	GPI	W	L	T/OT	MIN	GA	SO	AVG
34 Cannata, Joe	6'1"	200	Wakefield, MA	Jan. 2, 1990	Utica	28	11	12	1	1484	70	0	2.83
32 Eriksson, Joacim	6'1"	189	Gavle, SWE	Apr. 9, 1990	Vancouver	1	-	-	-	36	6	0	10.00
					Utica	52	24	24	2	3009	131	5	2.61
31 Lack, Eddie	6'5"	196	Norrthalje, SWE	Jan. 5, 1988	Vancouver	41	16	17	5	2319	93	4	2.41
76 Lotz, Austin*	6'1"	200	St. Adolphe, MB	May 27, 1995	Everett	57	31	18	5	3229	136	5	2.53
35 Markström, Jacob	6'6"	199	Gavle, SWE	Jan. 31, 1990	Vancouver	4	1	2	0	200	10	0	3.00
					Florida	12	1	6	3	614	36	0	3.52
					San Antonio	29	12	11	3	1688	72	0	3.00
30 Miller, Ryan	6'3"	172	East Lansing, MI	Jul. 17, 1980	Buffalo	40	15	22	3	2384	108	0	2.72
					St. Louis	19	10	8	1	1117	46	1	2.47



# 2014.15 TRAINING CAMP ROSTER

## FORWARDS

PLAYER	POS	HT	WT	HOMETOWN	DATE	2013.14 CLUB	GP	G	A	PTS	PIM
49 Archibald, Darren	LW	6'3"	212	Newmarket, ON	Feb. 9, 1990	Vancouver	16	1	2	3	0
						Utica	59	10	12	22	102
13 Bancks, Carter*	LW	5'11"	180	Marysville, BC	Aug. 9, 1989	Abbotsford	72	3	8	11	53
Bonino, Nick	C	6'1"	195	Unionville, CT	Apr. 20, 1988	Anaheim	77	22	27	49	22
14 Burrows, Alex	LW	6'1"	195	Pincourt, QC	Apr. 11, 1981	Vancouver	49	5	10	15	71
52 Cassels, Cole	C	6'1"	184	Columbus, OH	May 4, 1995	Oshawa	61	24	49	73	90
39 Defazio, Brandon	LW	6'1"	215	Etobicoke, ON	Sept. 13, 1988	Utica	76	17	17	34	106
51 Dorsett, Derek	RW	6'0"	187	Kindersley, SK	Dec. 20, 1986	NY Rangers	51	4	4	8	128
45 Fox, Dane	RW	6'1"	186	Chatham, ON	Oct. 13, 1993	Erie	67	64	43	107	122
56 Friesen, Alex	C	5'10"	186	St. Catharines, ON	Jan. 30, 1991	Utica	54	6	14	20	32
50 Gaunce, Brendan	C	6'3"	213	Markham, ON	Mar. 25, 1994	Belleville	22	10	16	26	27
						Erie	43	21	25	46	32
65 Grenier, Alex	RW	6'3"	206	Laval, QC	Sept. 5, 1991	Utica	68	17	22	39	56
36 Hansen, Jannik	RW	6'1"	188	Herlev, DEN	Mar. 15, 1986	Vancouver	71	11	9	20	43
20 Higgins, Chris	LW	6'0"	195	Smithtown, NY	Jun. 2, 1983	Vancouver	78	17	22	39	30
53 Horvat, Bo	C	6'1"	216	Rodney, ON	Apr. 5, 1995	London	54	30	44	74	36
42 Jeffrey, Dustin	C	6'1"	199	Sarnia, ON	Feb. 27, 1988	Dallas	24	2	1	3	0
						Texas	21	4	6	10	2
46 Jensen, Nicklas	LW	6'3"	208	Herning, DEN	Mar. 6, 1993	Vancouver	17	3	3	6	10
						Utica	54	15	6	21	26
9 Kassian, Zack	RW	6'3"	219	Windsor, ON	Jan. 24, 1991	Vancouver	73	14	15	29	124
41 Kenins, Ronalds	LW	6'4"	209	Riga, Latvia	Feb. 29, 1991	Zurich	39	8	17	25	40
54 Lain, Kellan	LW	6'6"	216	Oakville, ON	Aug. 11, 1989	Vancouver	9	1	0	1	21
						Utica	63	7	12	19	129
78 Mallet, Alexandre	C	6'1"	199	Amqui, QC	May 22, 1992	Utica	59	1	4	5	46
27 Matthias, Shawn	C	6'4"	225	Mississauga, ON	Feb. 19, 1988	Florida	59	9	7	16	14
						Vancouver	18	3	4	7	12
24 O'Reilly, Cal	C	6'0"	188	Toronto, ON	Sept. 30, 1986	Utica	52	7	38	45	6
						Magnitogorsk	14	0	1	1	2
79 Pettit, Kyle	C	6'3"	195	Komoka, ON	Jan. 19, 1996	Erie	53	5	5	10	24
15 Richardson, Brad	C	5'11"	195	Belleville, ON	Feb. 4, 1985	Vancouver	73	11	12	23	39
22 Sedin, Daniel	LW	6'1"	187	Ornskoldsvik, SWE	Sept. 26, 1980	Vancouver	73	16	31	47	38
33 Sedin, Henrik	C	6'2"	188	Ornskoldsvik, SWE	Sept. 26, 1980	Vancouver	70	11	39	50	42
29 Sestito, Tom	LW	6'5"	233	Utica, NY	Sept. 28, 1987	Vancouver	77	5	4	9	213
48 Shinkaruk, Hunter	LW	5'11"	183	Calgary, AB	Oct. 13, 1994	Medicine Hat	18	5	11	16	29
43 Valk, Curtis	C	5'9"	170	Medicine Hat, AB	Feb. 8, 1993	Medicine Hat	72	47	45	92	36
44 Vey, Linden	RW	6'0"	189	Wakaw, SK	Jul. 17, 1991	Los Angeles	18	0	5	5	0
						Manchester	43	14	34	48	20
77 Virtanen, Jake	RW	6'1"	212	Abbotsford, BC	Aug. 17, 1996	Calgary	71	45	26	71	100
17 Vrbata, Radim	RW	6'1"	199	Mlada Boleslav, CZE	Jun. 13, 1981	Phoenix	80	20	31	51	22
72 Wyman, JT*	RW	6'2"	209	Wayzata, MN	Feb. 27, 1986	Lake Erie	66	7	15	22	34
40 Zalewski, Michael	LW	6'1"	209	New Hartford, NY	Aug. 18, 1992	Vancouver	2	0	1	1	0
						R.P.I.	35	9	17	26	53

\*Player unsigned or undrafted by Vancouver

# 2013.14 FINAL SCORING

POS	NO	PLAYER	GP	AVG TOI	G	A	PTS	+/-	PIM	PP	SH	GW	S	PCTG
C	33	Henrik Sedin	70	20:40	11	39	50	3	42	4	0	1	97	11.3
LW	22	Daniel Sedin	73	20:36	16	31	47	E	38	5	0	4	224	7.1
C	17	Ryan Kesler	77	21:48	25	18	43	-15	81	9	1	5	239	10.5
LW	20	Chris Higgins	78	19:10	17	22	39	-14	30	2	0	4	216	7.9
D	5	Jason Garrison	81	20:53	7	26	33	-5	57	4	1	1	181	3.9
RW	9	Zack Kassian	73	12:55	14	15	29	-4	124	1	0	2	91	15.4
C	25	Mike Santorelli	49	18:33	10	18	28	9	6	0	0	3	91	11.0
D	3	Kevin Bieksa	76	22:46	4	20	24	-8	104	1	0	1	167	2.4
C	27	Shawn Matthias	77	13:00	12	11	23	-3	26	0	0	0	127	9.4
RW	15	Brad Richardson	73	14:54	11	12	23	1	39	1	2	2	85	12.9
D	23	Alex Edler	63	23:17	7	15	22	-39	50	4	0	0	178	3.9
D	2	Dan Hamhuis	79	23:57	5	17	22	13	26	0	0	0	150	3.3
RW	36	Jannik Hansen	71	15:39	11	9	20	-9	43	0	1	3	112	9.8
LW	7	David Booth	66	13:28	9	10	19	1	18	0	0	0	117	7.7
D	8	Chris Tanev	64	20:44	6	11	17	12	8	0	1	2	65	9.2
D	18	Ryan Stanton*	64	14:42	1	15	16	5	32	0	0	0	65	1.5
RW	14	Alex Burrows	49	17:49	5	10	15	-9	71	2	0	0	104	4.8
D	6	Yannick Weber	49	11:54	6	4	10	-7	16	3	0	2	70	8.6
LW	29	Tom Sestito	77	6:27	5	4	9	-14	213	1	0	0	31	16.1
C	21	Zac Dalpe	55	7:07	4	3	7	-7	6	1	0	0	52	7.7
C	45	Jordan Schroeder	25	12:00	3	3	6	-7	2	0	0	0	25	12.0
RW	46	Nicklas Jensen*	17	15:38	3	3	6	-1	10	0	0	1	30	10.0
D	24	Raphael Diaz**	6	15:58	1	1	2	-3	0	0	0	0	9	11.1
RW	49	Darren Archibald*	16	7:47	1	2	3	1	0	0	0	0	11	9.1
C	13	Jeremy Welsh	19	6:51	1	0	1	-1	6	0	0	0	13	7.7
D	26	Frank Corrado*	15	12:33	1	0	1	-2	4	0	0	0	20	5.0
C	54	Kellan Lain*	9	5:13	1	0	1	1	21	0	0	0	7	14.3
LW	40	Mike Zalewski*	2	12:07	0	1	1	2	0	0	0	0	2	0.0
D	41	Andrew Alberts	10	7:23	0	0	0	1	0	0	0	0	5	0.0
D	47	Yann Sauve*	3	12:16	0	0	0	-2	0	0	0	0	1	0.0
LW	44	Pascal Pelletier	3	8:56	0	0	0	E	0	0	0	0	1	0.0
RW	42	Benn Ferriero	2	4:21	0	0	0	E	0	0	0	0	0	0.0

## GOALTENDING

NO	GOALTENDER	GPI	MINs	AVG	W	L	OT	SO	GA	SA	SV%	G	A	PIM
1	Roberto Luongo**	42	2,418	2.38	19	16	6	3	96	1061	.917	0	0	0
31	Eddie Lack*	41	2,319	2.41	16	17	5	4	93	1052	.912	0	0	0
35	Jacob Markstrom**	4	200	3.00	1	2	0	0	10	66	.868	0	0	0
30	Joacim Eriksson*	1	36	10.00	0	0	0	0	6	31	.806	0	0	0

\*Indicates rookie year

\*\*Canucks totals only

# 2013.14 SCORING BREAKDOWN

	HOME						ROAD						OVERALL					
PLAYER*	GP	G	A	PTS	+/-	PIM	GP	G	A	PTS	+/-	PIM	GP	G	A	PTS	+/-	PIM
Andrew Alberts	4	0	0	0	1	0	6	0	0	0	E	0	10	0	0	0	1	0
Darren Archibald	7	1	1	2	2	0	9	0	1	1	-1	0	16	1	2	3	1	0
Kevin Bieksa	41	3	7	10	-5	45	35	1	13	14	-3	59	76	4	20	24	-8	104
David Booth	32	3	6	9	4	12	34	6	4	10	-3	6	66	9	10	19	1	18
Alex Burrows	26	0	3	3	-3	47	23	5	7	12	-6	24	49	5	10	15	-9	71
Frank Corrado	7	1	0	1	3	4	8	0	0	0	-5	0	15	1	0	1	-2	4
Zac Dalpe	26	3	2	5	-2	0	29	1	1	2	-5	6	55	4	3	7	-7	6
Raphael Diaz*	3	0	0	0	-1	0	3	1	1	2	-2	0	6	1	1	2	-3	0
Alex Edler	30	4	7	11	-14	24	33	3	8	11	-25	26	63	7	15	22	-39	50
Benn Ferriero	1	0	0	0	E	0	1	0	0	0	E	0	2	0	0	0	E	0
Jason Garrison	40	3	13	17	E	27	41	3	13	16	-5	30	81	7	26	33	-5	57
Dan Hamhuis	40	2	12	14	12	16	39	3	5	8	1	10	79	5	17	22	13	26
Jannik Hansen	36	7	3	10	-3	16	35	4	6	10	-6	27	71	11	9	20	-9	43
Chris Higgins	40	10	14	24	-1	14	38	7	8	15	-13	16	78	17	22	39	-14	30
Nicklas Jensen	10	1	1	2	-1	4	7	2	2	4	E	6	17	3	3	6	-1	10
Zack Kassian	36	6	11	17	9	49	37	8	4	12	-13	75	73	14	15	29	-4	124
Ryan Kesler	39	9	9	18	-2	50	38	16	9	25	-13	31	77	25	18	43	-15	81
Kellan Lain	4	0	0	0	E	17	5	1	0	1	1	4	9	1	0	1	1	21
Shawn Matthias	10	1	3	4	1	8	8	2	1	3	-4	4	18	3	4	7	-3	12
Pascal Pelletier	0	0	0	0	E	0	3	0	0	0	E	0	3	0	0	0	E	0
Brad Richardson	39	6	7	13	7	26	34	5	5	10	-6	13	73	11	12	23	1	39
Mike Santorelli	23	5	7	12	4	0	26	5	11	16	5	6	49	10	18	28	9	6
Yann Sauve	0	0	0	0	E	0	3	0	0	0	-2	0	3	0	0	0	-2	0
Jordan Schroeder	9	2	1	3	-4	0	16	1	2	3	-3	2	25	3	3	6	-7	2
Daniel Sedin	38	10	17	27	6	14	35	6	14	20	-6	24	73	16	31	47	E	38
Henrik Sedin	35	9	16	25	6	20	35	2	23	25	-3	22	70	11	39	50	3	42
Tom Sestito	38	2	3	5	-8	83	39	3	1	4	-6	130	77	5	4	9	-14	213
Ryan Stanton	33	0	11	11	2	23	31	1	4	5	3	9	64	1	15	16	5	32
Chris Tanev	31	6	5	11	13	2	33	0	6	6	-1	6	64	6	11	17	12	8
Yannick Weber	27	5	3	8	2	12	22	1	1	2	-9	4	49	6	4	10	-7	16
Dale Weise	21	1	4	5	-3	26	23	2	5	7	2	16	44	3	9	12	-1	42
Jeremy Welsh	11	1	0	1	1	2	8	0	0	0	-2	4	19	1	0	1	-1	6
Mike Zalewski	1	0	1	1	2	0	1	0	0	0	E	0	2	0	1	1	2	0

## 2013.14 SPECIAL TEAMS SCORING

POWER PLAY*	G	A	PTS
Daniel Sedin	5	13	18
Henrik Sedin	4	14	18
Ryan Kesler	9	7	16
Jason Garrison	4	11	15
Alexander Edler	4	8	12
Kevin Bieksa	1	7	8
Alexandre Burrows	2	4	6
Yannick Weber	3	2	5
Chris Higgins	2	1	3
Dan Hamhuis	0	3	3
Zac Dalpe	1	0	1
Tom Sestito	1	0	1
Zack Kassian	1	0	1
Brad Richardson	1	0	1
Nicklas Jensen	0	1	1
Jordan Schroeder	0	1	1
Jannik Hansen	0	1	1
David Booth	0	1	1
Michael Zalewski	0	1	1

SHORTHANDED*	G	A	PTS
Brad Richardson	2	1	3
Jason Garrison	1	2	3
Mike Santorelli	0	2	2
Ryan Kesler	1	0	1
Jannik Hansen	1	0	1
Christopher Tanev	1	0	1
Chris Higgins	0	1	1
Alexandre Burrows	0	1	1

\*Canucks totals only

# 2013.14 SEASON SUMMARY

## 2013.14 VANCOUVER CANUCKS FINAL TEAM NOTES

Overall record	36 - 35 - 11
Home record	20 - 15 - 6
Road record	16 - 20 - 5
Last 5 Games	2 - 3 - 0
Last 10 Games	4 - 5 - 1
1-Goal Games	20 - 10 - 11
2-Goal Games	7 - 11
3-Goal Games	9 - 14
Scoring first	21 - 11 - 6
Opponent scoring first	15 - 24 - 5
Leading after 1 period	15 - 7 - 1
Trailing after 1 period	4 - 20 - 5
Tied after 1 period	17 - 8 - 5
Leading after 2 periods	21 - 5 - 2
Trailing after 2 periods	4 - 26 - 1
Tied after 2 periods	11 - 4 - 8
OT Record – This Season	11 - 11
OT Record – Franchise	156 - 138 - 219
Shootout Record – This Season	5 - 7
Shootout Record – Franchise	44 - 53
Outshooting opponent	18 - 20 - 7
Outshot by opponent	17 - 15 - 4
Even shots	1 - 0 - 0
vs. EASTERN CONFERENCE	14-14-4
vs. Atlantic	6-9-1
vs. Metropolitan	8-5-3
vs. WESTERN CONFERENCE	22-21-7
vs. Pacific	10-8-3
vs. Northwest	12-13-4

### MONTH BY MONTH RECORD

	W-L-O	POINTS
October	9-5-1	19
November	4-5-4	12
December	10-1-2	22
January	4-9-2	10
February	1-4-1	3
March	6-7-1	13
April	2-4-0	4
<b>Totals</b>	<b>36-35-11</b>	<b>83</b>

Goals By Period	1	2	3	OT	T	Avg
CANUCKS	54	71	60	6	191	(2.3 avg.)
Opponents	65	68	79	4	216	(2.6 avg.)

Shots By Period	1	2	3	OT	T	Avg
CANUCKS	841	859	777	50	2527	(30.8 avg.)
Opponents	740	753	792	42	2327	(28.4 avg.)

Power Play	G	ATT	PCT
Overall	39	257	15.2 (26th NHL)
Home	19	131	14.5 (28th NHL)
Road	20	126	15.9 (T-20th NHL)
4 SHORTHANDED GOALS ALLOWED (T-3rd NHL)			

Penalty Killing	G	TSH	PCT
Overall	46	274	83.2 (T-9th NHL)
Home	20	123	83.7 (T-9th NHL)
Road	26	151	82.8 (13th NHL)
6 SHORTHANDED GOALS SCORED (T-16th NHL)			

Penalties	GP	MIN	Avg
	82	1115	13.6 (28th NHL)

### SITUATIONAL GOALS FOR & AGAINST

	For	Against
5 on 5	139	150
5 on 4	35	4
5 on 3	2	0
4 on 4	6	8
4 on 3	2	0
3 on 3	0	0
3 on 4	0	2
3 on 5	0	5
4 on 5	5	36
Empty Net	2	11
Penalty Shots	0	0
<b>Totals</b>	<b>191</b>	<b>216</b>

### INDIVIDUAL LEADERS\*

Points	H. Sedin (50), D. Sedin (47), R. Kesler (43)
Goals	R. Kesler (25), C. Higgins (17), D. Sedin (16)
Assists	H. Sedin (39), D. Sedin (31), J. Garrison (26)
PP Goals	R. Kesler (9), D. Sedin (5), 3 Players (4)
SH Goals	B. Richardson (2), 4 Players (1)
GW Goals	R. Kesler (5), D. Sedin (4), C. Higgins (4)
PIM	T. Sestito (213), Z. Kassian (124), K. Biemsa (104)
Shots	R. Kesler (239), D. Sedin (224), C. Higgins (216)
Plus/Minus	D. Hamhuis (+13), C. Tanev (+12), M. Santorelli (+9)

### GOALTENDERS\*

	GPI	MIN	GA	AVG	W	L	OT
Roberto Luongo	42	2418	96	2.38	19	16	6
Eddie Lack	41	2319	93	2.41	16	17	5
Jacob Markstrom	4	200	10	3.00	1	2	0
Joachim Eriksson	1	36	6	10.00	—	—	—

\*Canucks Totals Only

# 2013.14 SCHEDULE & RESULTS

#	DATE	OPP	RES	SCORE	W	L	O	SF	SA	SCORER	WIN	LOSS/OT	ATTENDANCE
1	Oct. 3	A at SJ	L	1-4	0	1	0	22	35	Braun	Niemi	Luongo	17,562
2	Oct. 5	H vs EDM	W	6-2	1	1	0	44	23	Hansen	Dubnyk	Luongo	18,910
3	Oct. 6	A at CGY	W (OT)	5-4	2	1	0	28	36	Santorelli	Lack	MacDonald (OT)	19,289
4	Oct. 8	H vs NJ	W (OT)	3-2	3	1	0	32	23	Santorelli	Luongo	Schneider (OT)	18,910
5	Oct. 10	H vs SJ	L	1-4	3	2	0	26	29	Pelech	Niemi	Luongo	18,910
6	Oct. 12	H vs MTL	L	1-4	3	3	0	40	38	Eller	Price	Luongo	18,910
7	Oct. 15	A at PHI	W	3-2	4	3	0	25	22	Kesler	Luongo	Mason	19,588
8	Oct. 17	A at BUF	W	3-0	5	3	0	34	25	Higgins	Luongo	Miller	18,374
9	Oct. 19	A at PIT	O (SO)	3-4	5	3	1	39	28	Malkin (GDG)	Fleury	Luongo (OT)	18,657
10	Oct. 20	A at CBJ	L	1-3	5	4	1	38	29	Umberger	McElhinney	Lack	14,168
11	Oct. 22	A at NYI	W (OT)	5-4	6	4	1	33	32	Richardson	Luongo	Nabokov (OT)	11,922
12	Oct. 24	A at NJ	W (SO)	3-2	7	4	1	21	30	Santorelli (GDG)	Luongo	Schneider (OT)	13,203
13	Oct. 25	A at STL	W (OT)	3-2	8	4	1	21	24	Kesler	Lack	Halak (OT)	17,604
14	Oct. 28	H vs WSH	W	3-2	9	4	1	41	19	D. Sedin	Luongo	Neuvirth	18,910
15	Oct. 30	H vs DET	L	1-2	9	5	1	20	27	Tatar	Howard	Luongo	18,910
16	Nov. 2	H vs TOR	W	4-0	10	5	1	47	21	D. Sedin	Luongo	Reimer	18,910
17	Nov. 5	A at PHX	O (SO)	2-3	10	5	2	33	32	Vermette (GDG)	Smith	Luongo (OT)	13,459
18	Nov. 7	A at SJ	W	4-2	11	5	2	34	24	Higgins	Luongo	Niemi	17,562
19	Nov. 9	A at LA	L	1-5	11	6	2	26	32	Toffoli	Quick	Luongo	18,118
20	Nov. 10	A at ANA	L	1-3	11	7	2	36	23	Bonino	Andersen	Lack	17,174
21	Nov. 14	H vs SJ	O (OT)	1-2	11	7	3	35	30	Boyle	Niemi	Luongo (OT)	18,910
22	Nov. 17	H vs DAL	L	1-2	11	8	3	43	23	Cole	Lehtonen	Luongo	18,910
23	Nov. 19	H vs FLA	O (SO)	2-3	11	8	4	29	36	Huberdeau (GDG)	Thomas	Luongo (OT)	18,910
24	Nov. 22	H vs CBJ	W	6-2	12	8	4	35	16	H. Sedin	Luongo	Bobrovsky	18,910
25	Nov. 23	H vs CHI	L	1-2	12	9	4	37	29	Kruger	Crawford	Luongo	18,910
26	Nov. 25	H vs LA	O (OT)	2-3	12	9	5	39	22	Kopitar	Scrivens	Luongo (OT)	18,910
27	Nov. 28	A at OTT	W	5-2	13	9	5	28	39	Garrison	Luongo	Anderson	17,931
28	Nov. 30	A at NYR	L	2-5	13	10	5	37	24	Nash	Talbot	Luongo	18,006
29	Dec. 1	A at CAR	W	3-2	14	10	5	30	31	Kesler	Lack	Ward	14,916
30	Dec. 3	A at NSH	W	3-1	15	10	5	33	31	Kesler	Luongo	Mazanec	15,330
31	Dec. 6	H vs PHX	W (OT)	3-2	16	10	5	32	39	Higgins	Luongo	Smith (OT)	18,910
32	Dec. 8	H vs COL	W	3-1	17	10	5	21	29	Kesler	Luongo	Giguere	18,910
33	Dec. 9	H vs CAR	W	2-0	18	10	5	26	31	Tanev	Lack	Peters	18,910
34	Dec. 13	H vs EDM	W	4-0	19	10	5	40	19	D. Sedin	Luongo	Dubnyk	18,910
35	Dec. 14	H vs BOS	W	6-2	20	10	5	30	41	Higgins	Luongo	Rask	18,910
36	Dec. 17	A at MIN	O (SO)	2-3	20	10	6	31	32	Pominville (GDG)	Harding	Luongo (OT)	18,531
37	Dec. 19	A at DAL	L	1-4	20	11	6	28	26	Sceviour	Lehtonen	Luongo	15,644
38	Dec. 20	A at CHI	W (SO)	3-2	21	11	6	24	26	Kesler (GDG)	Lack	Raanta (OT)	21,966
39	Dec. 22	H vs WPG	W	2-1	22	11	6	25	22	Tanev	Lack	Pavelec	18,910
40	Dec. 29	A at CGY	W	2-0	23	11	6	30	18	Hansen	Lack	Berra	19,289
41	Dec. 30	H vs PHI	O (SO)	3-4	23	11	7	44	27	Lecavalier (GDG)	Mason	Lack (OT)	18,910
42	Jan. 1	H vs TB	L	2-4	23	12	7	30	33	Kucherov	Bishop	Lack	18,910
43	Jan. 4	A at LA	L	1-3	23	13	7	28	49	Carter	Quick	Luongo	18,118
44	Jan. 5	A at ANA	O (OT)	3-4	23	13	8	20	49	Perry	Hillary	Lack (OT)	17,174
45	Jan. 7	H vs PIT	O (SO)	4-5	23	13	9	26	35	Crosby (GDG)	Fleury	Lack (OT)	18,910
46	Jan. 10	H vs STL	W	2-1	24	13	9	22	31	Santorelli	Lack	Elliott	18,910
47	Jan. 13	A at LA	L	0-1	24	14	9	28	20	Brown	Quick	Lack	18,118
48	Jan. 15	A at ANA	L	1-9	24	15	9	32	44	Selmane	Andersen	Lack	17,145
49	Jan. 16	A at PHX	L	0-1	24	16	9	29	23	Vermette	Smith	Lack	12,307
50	Jan. 18	H vs CGY	W (SO)	3-2	25	16	9	33	33	Higgins (GDG)	Luongo	Ramo (OT)	18,910
51	Jan. 21	A at EDM	W	2-1	26	16	9	27	29	Kassian	Luongo	Scrivens	16,839
52	Jan. 23	H vs NSH	L	1-2	26	17	9	34	26	Spaling	Hutton	Luongo	18,910
53	Jan. 26	H vs PHX	W (OT)	5-4	27	17	9	25	33	Bieksa	Luongo	Smith (OT)	18,910
54	Jan. 27	H vs EDM	L	2-4	27	18	9	27	20	Joensuu	Bryzgalov	Luongo	18,910
55	Jan. 29	H vs CHI	L	2-5	27	19	9	31	40	Toews	Crawford	Luongo	18,910
56	Jan. 31	A at WPG	L	3-4	27	20	9	26	34	Setoguchi	Pavelec	Lack	15,004
57	Feb. 3	A at DET	L	0-2	27	21	9	24	30	Abdelkader	Howard	Lack	20,066
58	Feb. 4	A at BOS	L	1-3	27	22	9	28	32	Iginla	Rask	Luongo	17,565
59	Feb. 6	A at MTL	L	2-5	27	23	9	44	29	Pacioretty	Price	Luongo	21,273
60	Feb. 8	A at TOR	L	1-3	27	24	9	33	24	Kessel	Bernier	Luongo	19,662
61	Feb. 26	H vs STL	W	1-0	28	24	9	35	20	Hansen	Lack	Halak	18,910
62	Feb. 28	H vs MIN	O (SO)	1-2	28	24	10	31	23	Fontaine (GDG)	Kuemper	Lack (OT)	18,910
63	Mar. 2	H vs OTT	L	2-4	28	25	10	31	28	Ceci	Andersen	Lack	54,194
64	Mar. 4	A at PHX	L	0-1	28	26	10	23	32	Vermette	Smith	Lack	13,449
65	Mar. 6	A at DAL	L	1-6	28	27	10	33	22	Seguin	Lehtonen	Lack	14,634
66	Mar. 8	H vs CGY	W	2-1	29	27	10	14	23	Weber	Lack	Ortio	18,910
67	Mar. 10	H vs NYI	L	4-7	29	28	10	24	28	Martin	Nabokov	Lack	18,910
68	Mar. 12	A at WPG	W (SO)	3-2	30	28	10	33	34	Higgins (GDG)	Lack	Pavelec (OT)	15,004
69	Mar. 14	A at WSH	L	3-4	30	29	10	41	21	Green	Halak	Lack	18,506
70	Mar. 16	A at FLA	W (SO)	4-3	31	29	10	32	29	Jensen (GDG)	Lack	Luongo (OT)	14,215
71	Mar. 17	A at TB	L	3-4	31	30	10	28	30	Piatt	Bishop	Lack	19,204
72	Mar. 19	H vs NSH	W	2-0	32	30	10	22	30	Jensen	Lack	Hutton	18,910
73	Mar. 23	H vs BUF	W	4-2	33	30	10	36	18	Weber	Lack	Lieuwen	18,910
74	Mar. 26	A at MIN	W	5-2	34	30	10	19	31	Kassian	Lack	Kuemper	19,014
75	Mar. 27	A at COL	O (OT)	2-3	34	30	11	31	28	Barrie	Varlamov	Lack (OT)	16,965
76	Mar. 29	H vs ANA	L	1-5	34	31	11	32	21	Beleskey	Andersen	Lack	18,910
77	Apr. 1	H vs NYR	L	1-3	34	32	11	35	31	Pouliot	Lundqvist	Lack	18,910
78	Apr. 5	H vs LA	W	2-1	35	32	11	40	26	Richardson	Lack	Quick	18,910
79	Apr. 7	H vs ANA	L	0-3	35	33	11	18	23	Winnik	Gibson	Lack	18,910
80	Apr. 10	H vs COL	L	2-4	35	34	11	40	28	Barrie	Varlamov	Markstrom	18,910
81	Apr. 12	A at EDM	L	2-5	35	35	11	42	22	Acton	Scrivens	Markstrom	16,839
82	Apr. 13	H vs CGY	W	5-1	36	35	11	23	22	D. Sedin	Markstrom	Ramo	18,910









# OPPONENTS

# WESTERN CONFERENCE

## CANUCKS ALL-TIME RECORD VS WESTERN CONFERENCE OPPONENTS

OPP	HOME								ROAD								OVERALL							
	GP	W	L	T/OT	PCT	GF	GA	PTS	GP	W	L	T/OT	PCT	GF	GA	PTS	GP	W	L	T/OT	PCT	GF	GA	PTS
ANA	44	22	19	3	.524	136	122	47	43	19	15	9	.547	129	126	47	87	41	34	12	.540	265	248	94
ARI	90	55	24	11	.672	324	242	121	87	34	38	15	.477	290	296	83	177	89	62	26	.576	614	538	204
CGY	129	57	50	22	.527	444	399	136	26	42	68	16	.397	370	465	100	255	99	118	38	.463	814	864	236
CHI	90	46	29	15	.594	264	253	107	87	27	48	12	.379	212	304	66	177	73	77	27	.489	476	557	173
COL	75	35	28	12	.547	242	250	82	74	30	31	13	.493	209	234	73	149	65	59	25	.520	451	484	155
DAL	87	41	34	12	.540	305	257	94	89	29	45	15	.410	251	307	73	176	70	79	27	.474	556	564	167
EDM	111	51	44	16	.532	394	387	118	110	39	59	12	.409	334	436	90	221	90	103	28	.471	728	823	208
LA	114	60	33	21	.618	414	337	141	118	40	60	18	.415	349	443	98	232	100	93	39	.515	763	780	239
MIN	37	22	6	9	.716	106	81	53	39	17	18	4	.487	95	112	38	76	39	24	13	.599	201	193	91
NSH	29	18	9	2	.655	99	68	38	30	18	11	1	.617	82	77	37	59	36	20	3	.636	181	145	75
STL	90	41	39	10	.511	258	272	92	87	28	49	10	.379	242	314	66	177	69	88	20	.446	500	586	158
SJ	49	24	16	9	.582	159	134	57	52	24	22	6	.519	149	155	54	101	48	38	15	.550	308	289	111
WPG	7	5	1	1	.786	22	12	11	8	5	2	1	.688	26	23	11	15	10	3	2	.733	48	35	22





# EASTERN CONFERENCE

## CANUCKS ALL-TIME RECORD VS EASTERN CONFERENCE OPPONENTS

OPP	HOME						ROAD						OVERALL											
	GP	W	L	T/OT	PCT	GF	GA	PTS	GP	W	L	T/OT	PCT	GF	GA	PTS	GP	W	L	T/OT	PCT	GF	GA	PTS
BOS	55	18	28	9	.409	178	217	45	56	9	39	8	.232	132	227	26	111	27	67	17	.320	310	444	71
BUF	56	28	17	11	.598	207	172	67	56	19	27	10	.429	163	199	48	112	47	44	21	.513	370	371	115
CAR	34	18	10	6	.618	120	88	42	33	13	15	5	.470	110	108	31	67	31	25	11	.545	230	196	73
CBJ	24	18	3	3	.813	91	60	39	25	13	7	5	.620	79	61	31	49	31	10	8	.714	170	121	70
DET	82	36	33	13	.518	285	260	85	82	24	47	11	.360	233	325	59	164	60	80	24	.439	518	585	144
FLA	13	6	1	6	.692	38	29	18	12	6	4	2	.583	38	30	14	25	12	5	8	.640	76	59	32
MTL	61	17	36	8	.344	167	218	42	59	12	42	5	.246	147	260	29	120	29	78	13	.296	314	478	71
NJ	51	30	10	11	.696	189	137	71	53	26	21	6	.547	169	159	58	104	56	31	17	.620	358	296	129
NYI	51	25	23	3	.520	168	168	53	51	14	25	12	.392	147	184	40	102	39	48	15	.456	315	352	93
NYR	55	17	35	3	.336	171	212	37	58	13	40	5	.267	150	248	31	113	30	75	8	.301	321	460	68
OTT	17	10	6	1	.618	52	36	21	16	9	6	1	.594	47	35	19	33	19	12	2	.606	99	71	40
PHI	55	11	30	14	.327	157	220	36	58	19	37	2	.345	174	245	40	113	30	67	16	.336	331	465	76
PIT	54	24	23	7	.509	194	200	55	54	12	34	8	.296	182	237	32	108	36	57	15	.403	376	437	87
TB	13	9	1	3	.808	53	28	21	3	7	6	0	.538	49	46	14	26	16	7	3	.673	102	74	35
TOR	70	35	22	13	.593	250	225	83	66	26	29	11	.477	220	234	63	136	61	51	24	.537	470	459	146
WSH	43	22	15	6	.581	152	133	50	44	16	23	5	.420	131	145	37	87	38	38	11	.500	283	278	87



OPPONENTS

# ANAHEIM DUCKS

## 2013.14 SEASON SUMMARY

## 0 WINS

## 4 LOSSES

## 1 OT

### AT VANCOUVER

Apr. 7, 2014	Canucks 0	Ducks 3
Mar. 29, 2014	Canucks 1	Ducks 5

### AT ANAHEIM

Jan. 15, 2014	Canucks 1	Ducks 9
Jan. 5, 2014	Canucks 3	Ducks 4 (OT)
Nov. 10, 2013	Canucks 1	Ducks 3

### GOALS BY PERIOD

	1st	2nd	3rd	OT	TOTAL
CANUCKS	3	2	1	0	6
DUCKS	5	10	8	1	24

### CANUCKS

Power Play: 3-14	21.4%	Penalty Killing: 14-22	63.6%
------------------	-------	------------------------	-------

### CANUCKS

	GP	G	A	P	+/-	PIM	PP	SH
Zack Kassian	5	1	2	3	E	14	1	0
Henrik Sedin	4	0	3	3	-5	0	0	0
Tom Sestito	5	2	0	2	-1	24	1	0
Brad Richardson	5	1	1	2	1	11	0	0
Daniel Sedin	5	0	2	2	-5	0	0	0
Kevin Bieksa	5	1	0	1	-9	16	0	0
Ryan Kesler	5	1	0	1	-9	2	1	0
Ryan Stanton	3	0	1	1	-2	0	0	0
David Booth	4	0	1	1	-1	2	0	0
Alex Edler	4	0	1	1	-6	2	0	0
Jason Garrison	5	0	1	1	-5	4	0	0
Darren Archibald	1	0	0	0	E	0	0	0
Frank Corrado	1	0	0	0	E	0	0	0
Benn Ferriero	1	0	0	0	E	0	0	0
Jeremy Welsh	1	0	0	0	E	0	0	0
Jordan Schroeder	1	0	0	0	-1	0	0	0
Dale Weise	2	0	0	0	E	0	0	0
Nicklas Jensen	2	0	0	0	-2	0	0	0
Shawn Matthias	2	0	0	0	-3	4	0	0
Chris Tanev	3	0	0	0	E	4	0	0
Mike Santorelli	3	0	0	0	-1	0	0	0
Zac Dalpe	3	0	0	0	-2	0	0	0
Alex Burrows	3	0	0	0	-3	7	0	0
Jannik Hansen	4	0	0	0	-2	17	0	0
Yannick Weber	4	0	0	0	-2	2	0	0
Chris Higgins	4	0	0	0	-6	0	0	0
Dan Hamhuis	5	0	0	0	-2	2	0	0

### CANUCKS

	GPI	MIN	W-L-O	GA	SA	SV	GAA	SV%
Eddie Lack	5	268	0-4-1	17	128	111	3.81	.867
Joachim Eriksson	1	36	0-0-0	6	31	25	9.99	.806

### LAST

	VANCOUVER	ANAHEIM
Last Home Win:	Apr. 3/12 (5-4 SO)	Nov. 11/11 (4-3)
Last Home Win:	Apr. 3/12 (5-4 SO)	Jan. 15/14 (9-1)
Last Road Win:	Jan. 25/13 (5-0)	Apr. 7/14 (3-0)
Last Shutout:	Jan. 25/13	Apr. 7/14
	Cory Schneider (5-0)	John Gibson (3-0)
Last Tie Game:	Oct. 24/02 (2-2 @ VAN)	
Last Shootout:	Apr. 3/12 (5-4 W @ VAN)	
Last Hat Trick:	Michael Grabner	None
	Apr. 2/10	
Most Goals:	8 - Mar. 24/00	9 - Jan. 15/14
	VAN 8 vs ANA 1	VAN 1 at ANA 9
Canucks in OT:	2-3-14	
Canucks in SO:	4-1	

### ATTENDANCE

18,910	Lack/Gibson	Daniel Winnik
18,910	Lack/Andersen	Matt Beleskey

### ATTENDANCE

17,145	Eriksson, Lack/Andersen	Teemu Selanne
17,174	Lack/Hiller	Corey Perry
17,174	Lack/Andersen	Nick Bonino

### SHOTS BY PERIOD

	1st	2nd	3rd	OT	TOTAL
CANUCKS	49	48	40	1	138
DUCKS	40	54	62	4	160

### DUCKS

Power Play: 8-22	36.4%	Penalty Killing: 11-14	78.6%
------------------	-------	------------------------	-------

### DUCKS

	GP	G	A	P	+/-	PIM	PP	SH
Corey Perry	5	5	5	10	5	2	1	0
Nick Bonino	5	4	1	5	5	4	2	0
Andrew Cogliano	5	2	3	5	3	0	0	0
Ryan Getzlaf	4	0	5	5	3	5	0	0
Matt Beleskey	4	3	1	4	3	2	0	0
Saku Koivu	4	2	2	4	2	6	0	0
Sami Vatanen	3	1	3	4	3	2	1	0
Daniel Winnik	4	1	3	4	6	0	0	1
Teemu Selanne	4	2	1	3	E	0	2	0
Jakob Silfverberg	4	1	2	3	E	2	1	0
Kyle Palmieri	4	1	1	2	4	5	0	0
Mathieu Perreault	4	1	1	2	1	2	1	0
Hampus Lindholm	4	0	2	2	5	2	0	0
Patrick Maroon	4	0	2	2	2	12	0	0
Francois Beauchemin	5	0	2	2	8	2	0	0
Ben Lovejoy	5	0	2	2	2	2	0	0
Luca Sbisa	3	1	0	1	1	0	0	0
Emerson Etem	1	0	1	1	1	0	0	0
Mark Fistric	1	0	1	1	1	0	0	0
Devante Smith-Pelly	1	0	1	1	1	0	0	0
Rickard Rakell	2	0	1	1	1	0	0	0
Bryan Allen	4	0	1	1	2	2	0	0
Stephane Robidas	2	0	0	0	3	0	0	0
Tim Jackman	2	0	0	0	E	15	0	0
Cam Fowler	3	0	0	0	1	2	0	0
Dustin Penner	3	0	0	0	1	0	0	0

### DUCKS

	GPI	MIN	W-L-O	GA	SA	SV	GAA	SV%
Frederik Andersen	3	180	3-0-0	3	100	97	1.00	.970
John Gibson	1	60	1-0-0	0	18	18	0.00	1.00
Jonas Hiller	1	65	1-0-0	3	20	17	2.77	.850





## 2013.14 SEASON SUMMARY

## 2 WINS

## 2 LOSSES

## 1 OT

### AT VANCOUVER

Jan. 26, 2014	Canucks 5	Coyotes 4 (OT)
Dec. 6, 2013	Canucks 3	Coyotes 2 (OT)

### AT PHOENIX\*

Mar. 4, 2014	Canucks 0	Coyotes 1
Jan. 16, 2014	Canucks 0	Coyotes 1
Nov. 5, 2013	Canucks 2	Coyotes 3 (SO)

GOALS BY PERIOD	1st	2nd	3rd	OT	TOTAL
CANUCKS	2	6	0	2	10
COYOTES	4	3	3	0	10

### CANUCKS

Power Play: 2-16	12.5%	Penalty Killing: 17-19	89.5%
------------------	-------	------------------------	-------

CANUCKS	GP	G	A	P	+/-	PIM	PP	SH
Chris Higgins	5	2	2	4	3	0	0	0
Dan Hamhuis	5	1	2	3	2	4	0	0
Daniel Sedin	4	0	3	3	1	4	0	0
Kevin Bieksa	5	2	0	2	-1	6	0	0
Henrik Sedin	4	1	1	2	E	4	0	0
Zac Dalpe	5	1	1	2	1	0	0	0
Jason Garrison	5	1	1	2	E	4	1	0
Ryan Kesler	5	1	1	2	E	2	1	0
Jannik Hansen	4	1	0	1	E	0	0	0
Mike Santorelli	3	0	1	1	-1	0	0	0
Ryan Stanton	4	0	1	1	1	2	0	0
Brad Richardson	5	0	1	1	1	0	0	0
Zack Kassian	5	0	1	1	-1	4	0	0
Andrew Alberts	1	0	0	0	E	0	0	0
Jordan Schroeder	1	0	0	0	-1	0	0	0
Jeremy Welsh	1	0	0	0	-1	0	0	0
Kellan Lain	1	0	0	0	-1	2	0	0
Darren Archibald	2	0	0	0	-1	0	0	0
Yannick Weber	2	0	0	0	-1	0	0	0
Alex Burrows	3	0	0	0	1	2	0	0
David Booth	3	0	0	0	E	0	0	0
Dale Weise	3	0	0	0	-2	4	0	0
Alex Edler	4	0	0	0	-1	6	0	0
Chris Tanev	5	0	0	0	1	0	0	0
Tom Sestito	5	0	0	0	-2	2	0	0

CANUCKS	GPI	MIN	W-L-O	GA	SA	SV	GAA	SV%
Roberto Luongo	3	190	2-0-1	8	104	96	2.52	.923
Eddie Lack	2	118	0-2-0	2	55	53	1.02	.964

### LAST

VANCOUVER	PHOENIX
Last Home Win: Jan. 26/14 (5-4 OT)	Mar. 4/14 (1-0)
Last Road Win: Mar. 21/13 (2-1)	Feb. 26/13 (4-2)
Last Shutout: Apr. 8/13	Mar. 4/14
	Cory Schneider (2-0)
Last Tie Game: Oct. 26/03 (3-3 @ VAN)	Mike Smith (1-0)
Last Shootout: Nov. 5/13 (2-3 L @ PHX)	
Last Hat Trick: Alex Burrows	Antoine Vermette
	Jan. 26/14
Most Goals: 10 - Mar. 27/81	8 - Twice
	VAN 10 @ WPG 2
Canucks in OT: 7-4-21	
Canucks in SO: 2-4	

### ATTENDANCE

18,910	Luongo/Smith
18,910	Luongo/Smith

### GOALTENDER

13,449	Lack/Smith
12,307	Lack/Smith
13,459	Luongo/Smith

### W GOAL

Kevin Bieksa
Chris Higgins

### SHOTS BY PERIOD

1st	2nd	3rd	OT	TOTAL
20	46	46	8	142
17	53	56	3	159

### COYOTES

Power Play: 2-19	10.5%	Penalty Killing: 14-16	87.5%
------------------	-------	------------------------	-------

COYOTES	GP	G	A	P	+/-	PIM	PP	SH
Antoine Vermette	5	6	0	6	2	2	2	1
Shane Doan	4	2	2	4	1	0	0	0
David Moss	5	1	3	4	2	0	0	0
Mike Ribeiro	5	0	2	2	E	4	0	0
Keith Yandle	5	0	2	2	2	0	0	0
Radim Vrbata	5	1	0	1	-1	0	0	0
Brandon McMillan	1	0	1	1	1	0	0	0
Rob Klunkhammer	3	0	1	1	1	2	0	0
Derek Morris	4	0	1	1	3	4	0	0
Lauri Korpikoski	4	0	1	1	E	4	0	0
Martin Hanzal	4	0	1	1	-2	12	0	0
Oliver Ekman-Larsson	5	0	1	1	-2	4	0	0
Mikkel Boedker	5	0	1	1	-4	0	0	0
Rostislav Klesla	1	0	0	0	E	0	0	0
Connor Murphy	1	0	0	0	E	0	0	0
David Rundblad	1	0	0	0	E	0	0	0
Tim Kennedy	3	0	0	0	E	0	0	0
Jordan Szwarz	3	0	0	0	E	0	0	0
Paul Bissonnette	4	0	0	0	E	0	0	0
Jeff Halpern	4	0	0	0	E	0	0	0
David Schlemko	4	0	0	0	-1	2	0	0
Zbynek Michalek	4	0	0	0	-2	0	0	0
Kyle Chipchura	5	0	0	0	1	4	0	0
Michael Stone	5	0	0	0	E	2	0	0

COYOTES	GPI	MIN	W-L-O	GA	SA	SV	GAA	SV%
Mike Smith	5	311	3-0-2	10	142	132	1.93	.930

\*The Phoenix Coyotes were renamed the Arizona Coyotes, beginning in the 2014.15 NHL season.



# BOSTON BRUINS

## 2013.14 SEASON SUMMARY

## 1 WIN

## 1 LOSS

## 0 OT

### AT VANCOUVER

Dec. 14, 2013 Canucks 6 Bruins 2

### AT BOSTON

Feb. 4, 2014 Canucks 1 Bruins 3

### GOALS BY PERIOD

	1st	2nd	3rd	OT	TOTAL
CANUCKS	1	3	3	-	7
BRUINS	1	3	1	-	5

### CANUCKS

Power Play: 1-4 25.0% Penalty Killing: 5-6 83.3%

### CANUCKS

	GP	G	A	P	+/-	PIM	PP	SH
Henrik Sedin	2	1	1	2	E	0	1	0
Brad Richardson	1	0	2	2	2	0	0	0
Mike Santorelli	1	0	2	2	2	0	0	0
Daniel Sedin	2	0	2	2	2	0	0	0
Chris Tanev	1	1	0	1	2	0	0	1
Raphael Diaz	1	1	0	1	1	0	0	0
Chris Higgins	1	1	0	1	1	0	0	0
Yannick Weber	1	1	0	1	1	0	0	0
Jannik Hansen	2	1	0	1	1	0	0	0
David Booth	2	1	0	1	-1	2	0	0
Kevin Bieksa	1	0	1	1	E	0	0	0
Ryan Kesler	2	0	1	1	E	5	0	0
Ryan Stanton	2	0	1	1	E	2	0	0
Zack Kassian	2	0	1	1	E	0	0	0
Dan Hamhuis	1	0	0	0	2	2	0	0
Jordan Schroeder	1	0	0	0	1	0	0	0
Alex Burrows	1	0	0	0	E	0	0	0
Kellan Lain	1	0	0	0	E	0	0	0
Pascal Pelletier	1	0	0	0	E	0	0	0
Tom Sestito	1	0	0	0	E	0	0	0
Frank Corrado	1	0	0	0	-1	0	0	0
Alex Edler	1	0	0	0	-1	0	0	0
Yann Sauve	1	0	0	0	-1	0	0	0
Dale Weise	1	0	0	0	-1	0	0	0
Jeremy Welsh	1	0	0	0	-1	0	0	0
Jason Garrison	2	0	0	0	1	4	0	0
Zac Dalpe	2	0	0	0	-1	0	0	0

### CANUCKS

Roberto Luongo 2 118 1-1-0 5 73 68 2.54 .932

### LAST

Last Home Win:	Dec. 14/13 (6-2)	BOSTON
Last Road Win:	Jan. 7/12 (4-3)	Feb. 4/14 (3-1)
Last Shutout:	Jan. 15/96	Feb. 26/11 (3-1)
	Corey Hirsch (6-0)	Oct. 28/08
Last Tie Game:	Mar. 15/01 (2-2 @ BOS)	Tim Thomas (1-0)
Last Shootout:	Feb. 6/10 (3-2 W @ BOS)	
Last Hat Trick:	Ron Sedlbauer	Adam Oates
	Nov. 8/75	Mar. 4/93
Most Goals:	7 - Oct. 15/89	9 - Feb. 10/72
	VAN 7 vs BOS 6	VAN 1 @ BOS 9
Canucks in OT:	3-5-9	
Canucks in SO:	1-0	

### ATTENDANCE

18,910 Luongo/Rask, Johnson

### GOALTENDER

Chris Higgins

### W GOAL

### ATTENDANCE

17,565 Luongo/Rask

### GOALTENDER

Jarome Iginla

### W GOAL

### SHOTS BY PERIOD

	1st	2nd	3rd	OT	TOTAL
CANUCKS	18	23	17	-	58
BRUINS	15	25	33	-	73

### BRUINS

Power Play: 1-6 16.7% Penalty Killing: 3-4 75.0%

### BRUINS

	GP	G	A	P	+/-	PIM	PP	SH
Reilly Smith	2	2	0	2	1	0	0	0
Jarome Iginla	2	1	1	2	1	11	1	0
Milan Lucic	2	1	1	2	-1	0	0	0
Johnny Boychuk	2	0	2	2	3	0	0	0
Daniel Paille	1	1	0	1	E	0	0	0
Dennis Seidenberg	1	0	1	1	-2	0	0	0
David Krejci	2	0	1	1	E	2	0	0
Zdeno Chara	2	0	1	1	-2	0	0	0
Loui Eriksson	1	0	0	0	E	0	0	0
Chris Kelly	1	0	0	0	E	2	0	0
Jordan Caron	1	0	0	0	-1	0	0	0
Matt Fraser	1	0	0	0	-1	0	0	0
Dougie Hamilton	1	0	0	0	-1	0	0	0
Nick Johnson	1	0	0	0	-1	0	0	0
Shawn Thornton	1	0	0	0	-1	0	0	0
Ryan Spooner	1	0	0	0	-2	0	0	0
Matt Bartkowski	2	0	0	0	2	0	0	0
Patrice Bergeron	2	0	0	0	1	0	0	0
Brad Marchand	2	0	0	0	1	0	0	0
Kevan Miller	2	0	0	0	E	0	0	0
Gregory Campbell	2	0	0	0	-2	0	0	0
Carl Soderberg	2	0	0	0	-2	0	0	0
Torey Krug	2	0	0	0	-3	0	0	0

### BRUINS

Tuukka Rask 2 102 1-1-0 5 51 46 2.95 .902  
Chad Johnson 1 18 0-0-0 2 7 5 6.54 .714



## 2013.14 SEASON SUMMARY

## 2 WINS

## 0 LOSSES

## 0 OT

### AT VANCOUVER

Mar. 23, 2014 Canucks 4 Sabres 2

### AT BUFFALO

Oct. 17, 2013 Canucks 3 Sabres 0

### GOALS BY PERIOD

	1st	2nd	3rd	OT	TOTAL
CANUCKS	3	2	2	-	7
SABRES	2	0	0	-	2

### CANUCKS

Power Play: 0-4 0.0% Penalty Killing: 4-4 100.0%

### CANUCKS

	GP	G	A	P	+/-	PIM	PP	SH
Zack Kassian	2	0	4	4	4	0	0	0
Brad Richardson	2	2	1	3	5	0	0	1
Shawn Matthias	1	1	2	3	3	0	0	0
Mike Santorelli	1	0	2	2	2	0	0	0
Yannick Weber	1	1	0	1	2	0	0	0
Ryan Stanton	2	1	0	1	3	0	0	0
David Booth	2	1	0	1	1	2	0	0
Chris Higgins	2	1	0	1	-1	0	0	0
Jason Garrison	2	0	1	1	2	0	0	0
Daniel Sedin	2	0	1	1	1	0	0	0
Henrik Sedin	2	0	1	1	E	2	0	0
Chris Tanev	1	0	0	0	1	0	0	0
Alex Edler	1	0	0	0	E	2	0	0
Andrew Alberts	1	0	0	0	E	0	0	0
Zac Dalpe	1	0	0	0	E	0	0	0
Nicklas Jensen	1	0	0	0	E	0	0	0
Jordan Schroeder	1	0	0	0	E	0	0	0
Dale Weise	1	0	0	0	E	0	0	0
Kevin Bieksa	2	0	0	0	2	0	0	0
Ryan Kesler	2	0	0	0	1	0	0	0
Dan Hamhuis	2	0	0	0	E	2	0	0
Tom Sestito	2	0	0	0	E	0	0	0
Jannik Hansen	2	0	0	0	-1	0	0	0

### CANUCKS

	GPI	MIN	W-L-O	GA	SA	SV	GAA	SV%
Roberto Luongo	1	59	1-0-0	0	25	25	0.00	1.000
Eddie Lack	1	60	1-0-0	2	18	16	2.00	.889

### LAST

Last Home Win:	Mar. 23/14 (4-2)	Nov. 15/10 (4-3 OT)
Last Road Win:	Oct. 17/13 (3-0)	Mar. 3/12 (5-3)
Last Shutout:	Oct. 17/13	Feb. 28/99
	Roberto Luongo (3-0)	Dwayne Roloson (2-0)
Last Tie Game:	Oct. 29/02 (1-1 @ VAN)	
Last Shootout:	Jan. 19/07 (4-3 L @ BUF)	
Last Hat Trick:	Russ Courtnall	Steve Heinze
	Mar. 6/96	Mar. 16/01
Most Goals:	9 - Nov. 19/72	8 - Jan. 8/76
	VAN 9 vs BUF 5	VAN 5 @ BUF 8
Canucks in OT:	1-1-6	
Canucks in SO:	0-1	

### ATTENDANCE

18,910

### GOALTENDER

Lack/Lieuwen

### W GOAL

Yannick Weber

### ATTENDANCE

18,374

### GOALTENDER

Luongo/Miller

### W GOAL

Chris Higgins

### SHOTS BY PERIOD

	1st	2nd	3rd	OT	TOTAL
CANUCKS	34	21	15	-	70
SABRES	13	11	19	-	43

### SABRES

Power Play: 0-4 0.0% Penalty Killing: 4-4 100.0%

### SABRES

	GP	G	A	P	+/-	PIM	PP	SH
Jamie McBain	1	1	0	1	1	0	0	0
Tyler Ennis	2	1	0	1	1	0	0	0
Matt D'Agostini	1	0	1	1	-1	0	0	0
Marcus Foligno	2	0	1	1	E	2	0	0
Christian Ehrhoff	2	0	1	1	-2	0	0	0
Brian Flynn	2	0	1	1	-2	0	0	0
Thomas Vanek	1	0	0	0	E	0	0	0
Nicolas Deslauriers	1	0	0	0	-1	0	0	0
Matt Ellis	1	0	0	0	-1	0	0	0
Mikhail Grigorenko	1	0	0	0	-1	0	0	0
Zenon Konopka	1	0	0	0	-1	0	0	0
Cody McCormick	1	0	0	0	-1	0	0	0
Torrey Mitchell	1	0	0	0	-1	0	0	0
Tyler Myers	1	0	0	0	-1	0	0	0
Steve Ott	1	0	0	0	-1	0	0	0
Kevin Porter	1	0	0	0	-1	0	0	0
Mark Pysyk	1	0	0	0	-1	0	0	0
Chad Ruhwedel	1	0	0	0	-1	0	0	0
Cory Conacher	1	0	0	0	-2	0	0	0
Johan Larsson	1	0	0	0	-2	0	0	0
Cody Hodgson	2	0	0	0	E	2	0	0
Mike Weber	2	0	0	0	E	2	0	0
Drew Stafford	2	0	0	0	E	0	0	0
John Scott	2	0	0	0	-1	0	0	0
Rasmus Ristolainen	2	0	0	0	-3	2	0	0
Henrik Tallinder	2	0	0	0	-3	2	0	0

### SABRES

	GPI	MIN	W-L-O	GA	SA	SV	GAA	SV%
Ryan Miller	1	60	0-1-0	3	34	31	3.00	.912
Nathan Lieuwen	1	58	0-1-0	4	36	32	4.11	.889



# CALGARY FLAMES

## 2013.14 SEASON SUMMARY

## 5 WINS

## 0 LOSSES

## 0 OT

### AT VANCOUVER

Apr. 13, 2014	Canucks 5	Flames 1
Mar. 8, 2014	Canucks 2	Flames 1
Jan. 18, 2014	Canucks 3	Flames 2 (SO)

### AT CALGARY

Dec. 29, 2013	Canucks 2	Flames 0
Oct. 6, 2013	Canucks 5	Flames 4 (OT)

### GOALS BY PERIOD

	1st	2nd	3rd	OT	TOTAL
CANUCKS	4	5	6	1	16
FLAMES	1	4	3	0	8

### CANUCKS

Power Play: 3-10	30.0%	Penalty Killing: 14-15	93.3%
------------------	-------	------------------------	-------

### CANUCKS

	GP	G	A	P	+/-	PIM	PP	SH
Ryan Kesler	5	2	2	4	4	2	0	0
Henrik Sedin	5	0	4	4	2	2	0	0
Mike Santorelli	2	3	0	3	2	2	0	0
Yannick Weber	5	3	0	3	2	6	2	0
Daniel Sedin	4	2	1	3	E	0	1	0
David Booth	5	1	2	3	2	0	0	0
Alex Edler	4	0	3	3	-2	6	0	0
Jannik Hansen	4	2	0	2	-1	0	0	0
Chris Higgins	4	0	2	2	2	6	0	0
Dan Hamhuis	4	0	2	2	1	0	0	0
Jason Garrison	5	0	2	2	3	15	0	0
Frank Corrado	1	1	0	1	2	0	0	0
Darren Archibald	1	1	0	1	E	0	0	0
Dale Weise	3	1	0	1	1	15	0	0
Jordan Schroeder	1	0	1	1	E	0	0	0
Michael Zalewski	1	0	1	1	2	0	0	0
Ryan Stanton	2	0	1	1	4	0	0	0
Shawn Matthias	2	0	1	1	1	0	0	0
Zack Kassian	3	0	1	1	E	16	0	0
Brad Richardson	4	0	1	1	1	4	0	0
Kevin Bieksa	5	0	1	1	1	20	0	0
Andrew Alberts	1	0	0	0	E	0	0	0
Kellan Lain	1	0	0	0	E	15	0	0
Nicklas Jensen	2	0	0	0	2	0	0	0
Alex Burrows	3	0	0	0	E	4	0	0
Chris Tanev	4	0	0	0	1	0	0	0
Zac Dalpe	4	0	0	0	-1	2	0	0
Tom Sestito	5	0	0	0	E	30	0	0

### ATTENDANCE

18,910	Markstrom/MacDonald, Ramo	Daniel Sedin
18,910	Lack/Ortio	Yannick Weber
18,910	Luongo/Ramo	Chris Higgins (GOG)

### GOALTENDER

### W GOAL

### ATTENDANCE

19,289	Lack/Berra	Jannik Hansen
19,289	Lack/MacDonald	Mike Santorelli

### GOALTENDER

### W GOAL

### SHOTS BY PERIOD

	1st	2nd	3rd	OT	TOTAL
CANUCKS	44	41	35	8	128
FLAMES	41	43	45	3	132

### FLAMES

Power Play: 1-15	6.7%	Penalty Killing: 7-10	70.0%
------------------	------	-----------------------	-------

### FLAMES

	GP	G	A	P	+/-	PIM	PP	SH
Mark Giordano	5	2	0	2	-3	13	1	0
David Jones	2	1	1	2	E	0	0	0
Lee Stempniak	3	0	2	2	E	2	0	0
Jiri Hudler	4	0	2	2	E	0	0	0
Johnny Gaudreau	1	1	0	1	1	0	0	0
Matt Stajan	3	1	0	1	E	2	0	0
Mikael Backlund	4	1	0	1	E	0	0	0
Brian McGrattan	5	1	0	1	-3	35	0	0
Sean Monahan	5	1	0	1	-4	0	0	0
Christopher Breen	1	0	1	1	1	0	0	0
Ben Hanowski	1	0	1	1	-1	0	0	0
Tyler Wotherspoon	1	0	1	1	-1	0	0	0
Curtis Glencross	2	0	1	1	E	0	0	0
Shane O'Brien	3	0	1	1	E	10	0	0
TJ Brodie	4	0	1	1	1	0	0	0
Lance Bouma	5	0	1	1	-1	4	0	0
Joe Colborne	5	0	1	1	-1	0	0	0
TJ Galiardi	5	0	1	1	-1	0	0	0
Markus Granlund	1	0	0	0	E	0	0	0
Blair Jones	1	0	0	0	E	15	0	0
Max Reinhart	1	0	0	0	E	0	0	0
Ben Street	1	0	0	0	E	0	0	0
Bill Arnold	1	0	0	0	-1	0	0	0
Sven Baertschi	1	0	0	0	-1	0	0	0
Corban Knight	1	0	0	0	-1	0	0	0
Derek Smith	1	0	0	0	-1	0	0	0
Chad Billins	1	0	0	0	-2	0	0	0
Mark Cundari	1	0	0	0	-3	0	0	0
Mike Cammalleri	2	0	0	0	-1	0	0	0
Kevin Westgarth	2	0	0	0	-1	21	0	0
Dennis Wideman	2	0	0	0	-1	0	0	0
Ladislav Smid	3	0	0	0	-1	15	0	0
Kris Russell	3	0	0	0	-2	0	0	0
Paul Byron	4	0	0	0	-1	15	0	0
Chris Butler	5	0	0	0	E	17	0	0

### CANUCKS

	GPI	MIN	W-L-O	GA	SA	SV	GAA	SV%
Eddie Lack	3	183	3-0-0	5	77	72	1.64	.935
Jacob Markstrom	1	60	1-0-0	1	22	21	1.00	.955
Roberto Luongo	1	65	1-0-0	2	33	31	1.86	.939

### FLAMES

	GPI	MIN	W-L-O	GA	SA	SV	GAA	SV%
Reto Berra	1	58	0-1-0	2	30	28	2.07	.933
Karri Ramo	2	99	0-1-1	6	53	47	3.64	.887
Joni Ortio	1	58	0-1-0	2	14	12	2.06	.857
Joey MacDonald	2	88	0-0-1	6	31	25	4.09	.806

### LAST

Last Home Win:  
Last Road Win:  
Last Shutout:

### VANCOUVER

Apr. 13/14 (5-1)  
Dec. 29/13 (2-0)  
Dec. 29/13  
Eddie Lack (2-0)  
Nov. 29/03 (4-4 @ CGY)  
Jan. 18/14 (3-2 W @ VAN)  
Brendan Morrison

### CALGARY

Mar. 3/13 (4-2)  
Dec. 23/11 (3-1)  
Nov. 5/05  
Miikka Kiprusoff (1-0)

Last Tie Game:  
Last Shootout:  
Last Hat Trick:

Nov. 29/03

Mike Cammalleri

### Most Goals:

11 - Mar. 1/92  
VAN 11 vs CGY 0

Nov. 27/09  
12 - Mar. 12/75  
VAN 4 @ ATL 12

### Canucks in OT:

10-8-34

### Canucks in SO:

3-4



## 2013.14 SEASON SUMMARY

2 WINS

0 LOSSES

0 OT

### AT VANCOUVER

Dec. 9, 2013 Canucks 2 Hurricanes 0

### AT CAROLINA

Dec. 1, 2013 Canucks 3 Hurricanes 2

### GOALS BY PERIOD

	1st	2nd	3rd	OT	TOTAL
CANUCKS	3	1	1	-	5
HURRICANES	0	2	0	-	2

### CANUCKS

Power Play: 1-7 14.3% Penalty Killing: 10-10 100.0%

### CANUCKS

	GP	G	A	P	+/-	PIM	PP	SH
Chris Higgins	2	0	3	3	2	0	0	0
Ryan Kesler	2	2	0	2	2	4	1	0
Jannik Hansen	2	1	1	2	1	2	0	0
Jason Garrison	2	0	2	2	2	2	0	0
Tom Sestito	1	1	0	1	1	5	0	0
Chris Tanev	2	1	0	1	-1	0	0	0
Zac Dalpe	2	0	1	1	1	0	0	0
Dan Hamhuis	2	0	1	1	E	0	0	0
Henrik Sedin	2	0	1	1	E	2	0	0
Alex Edler	1	0	0	0	2	0	0	0
Andrew Alberts	1	0	0	0	E	0	0	0
Zack Kassian	1	0	0	0	E	0	0	0
Jeremy Welsh	1	0	0	0	E	0	0	0
Alex Burrows	1	0	0	0	-1	0	0	0
Kevin Bieksa	2	0	0	0	1	2	0	0
Mike Santorelli	2	0	0	0	1	0	0	0
David Booth	2	0	0	0	E	2	0	0
Brad Richardson	2	0	0	0	E	2	0	0
Ryan Stanton	2	0	0	0	E	2	0	0
Dale Weise	2	0	0	0	E	0	0	0
Daniel Sedin	2	0	0	0	-1	4	0	0

### CANUCKS

Eddie Lack 2 120 2-0-0 2 62 60 1.00 .968

### LAST

Last Home Win:	Dec. 9/13 (2-0)	CAROLINA
Last Road Win:	Dec. 1/13 (3-2)	Dec. 15/11 (4-3)
Last Shutout:	Dec. 9/13	Oct. 15/99 (4-1)
	Eddie Lack (2-0)	Jan. 16/96
Last Tie Game:	Nov. 24/99 (1-1 @ CAR)	Sean Burke (3-0)
Last Shootout:	None	
Last Hat Trick:	Tony Tanti	Sylvain Turgeon
	Jan. 15/84	Mar. 3/95
Most Goals:	8 - Twice	7 - Mar. 29/87
		VAN 4 @ HAR 7
Canucks in OT:	6-0-6	
Canucks in SO:	0-0	

### ATTENDANCE

18,910

### GOALTENDER

Lack/Peters

### W GOAL

Chris Tanev

### ATTENDANCE

14,916

### GOALTENDER

Lack/Ward

### W GOAL

Ryan Kesler

### SHOTS BY PERIOD

	1st	2nd	3rd	OT	TOTAL
CANUCKS	22	16	18	-	56
HURRICANES	15	24	23	-	62

### HURRICANES

Power Play: 0-10 0.0% Penalty Killing: 6-7 85.7%

### HURRICANES

	GP	G	A	P	+/-	PIM	PP	SH
Nathan Gerbe	2	1	0	1	E	0	0	0
Jordan Staal	2	1	0	1	1	0	0	0
Patrick Dwyer	2	0	1	1	1	0	0	0
Ron Hainsey	2	0	1	1	1	0	0	0
Justin Faulk	2	0	1	1	-2	0	0	0
Eric Staal	2	0	1	1	-2	0	0	0
Brett Bellemore	1	0	0	0	1	0	0	0
Drayson Bowman	1	0	0	0	E	4	0	0
Tim Gleason	1	0	0	0	E	2	0	0
Riley Nash	1	0	0	0	E	0	0	0
Mike Komisarek	1	0	0	0	-1	2	0	0
Andrei Sekera	1	0	0	0	-2	2	0	0
Radek Dvorak	2	0	0	0	E	2	0	0
Jay Harrison	2	0	0	0	E	7	0	0
Elias Lindholm	2	0	0	0	E	0	0	0
Ryan Murphy	2	0	0	0	-1	2	0	0
Manny Malhotra	2	0	0	0	-1	0	0	0
Jiri Tlustý	2	0	0	0	-1	0	0	0
Kevin Westgarth	2	0	0	0	-1	0	0	0
Tuomo Ruutu	2	0	0	0	-2	0	0	0
Jeff Skinner	2	0	0	0	-2	0	0	0

### HURRICANES

Justin Peters 1 60 0-1-0 1 25 24 1.00 .960  
Cam Ward 1 59 0-1-0 3 30 27 3.07 .900

OPPONENTS





# CHICAGO BLACKHAWKS

## 2013.14 SEASON SUMMARY

## 1 WIN

## 2 LOSSES

## 0 OT

### AT VANCOUVER

Jan. 29, 2014	Canucks 2	Blackhawks 5
Nov. 23, 2013	Canucks 1	Blackhawks 2

### AT CHICAGO

Dec. 20, 2013	Canucks 3	Blackhawks 2 (SO)
---------------	-----------	-------------------

### GOALS BY PERIOD

	1st	2nd	3rd	OT	TOTAL
CANUCKS	2	2	1	0	5
BLACKHAWKS	1	5	3	0	9

### CANUCKS

Power Play: 1-10	10.0%	Penalty Killing: 7-9	77.8%
------------------	-------	----------------------	-------

### CANUCKS

	GP	G	A	P	+/-	PIM	PP	SH
Zack Kassian	3	1	1	2	E	0	0	0
Ryan Kesler	3	1	1	2	-1	18	1	0
Daniel Sedin	3	1	1	2	E	0	0	0
Jason Garrison	3	0	2	2	E	2	0	0
Tom Sestito	3	1	0	1	E	0	0	0
Chris Higgins	3	1	0	1	-3	0	0	0
Henrik Sedin	2	0	1	1	1	0	0	0
Alex Edler	2	0	1	1	-1	0	0	0
Ryan Stanton	2	0	1	1	-1	2	0	0
Kevin Bieksa	3	0	1	1	-3	0	0	0
Andrew Alberts	1	0	0	0	E	0	0	0
Jeremy Welsh	1	0	0	0	E	0	0	0
Jordan Schroeder	1	0	0	0	-1	0	0	0
Yannick Weber	2	0	0	0	1	2	0	0
David Booth	2	0	0	0	E	2	0	0
Alex Burrows	2	0	0	0	-1	2	0	0
Zac Dalpe	2	0	0	0	-1	0	0	0
Mike Santorelli	2	0	0	0	-1	0	0	0
Chris Tanev	2	0	0	0	-1	0	0	0
Brad Richardson	3	0	0	0	E	2	0	0
Dan Hamhuis	3	0	0	0	-1	0	0	0
Jannik Hansen	3	0	0	0	-1	0	0	0
Dale Weise	3	0	0	0	-1	0	0	0

### CANUCKS

	GPI	MIN	W-L-O	GA	SA	SV	GAA	SV%
Eddie Lack	1	65	1-0-0	2	26	24	1.85	.923
Roberto Luongo	2	118	0-2-0	6	68	62	3.06	.912

### LAST

Last Home Win:

Last Road Win:

Last Shutout:

Last Tie Game:

Last Shootout:

Last Hat Trick:

Most Goals:

Canucks in OT:

Canucks in SO:

### VANCOUVER

Apr. 22/13 (3-1)

Dec. 20/13 (3-2 SO)

Dec. 3/10

Roberto Luongo (3-0)

Nov. 28/01 (3-3 @ CHI)

Dec. 20/13 (3-2 W @ CHI)

Stan Smyl

Dec. 14/86

7 - Twice

7-5-13

5-2

### CHICAGO

Feb. 19/13 (4-3 SO)

Jan. 29/14 (5-2)

Nov. 22/09

Antti Niemi (1-0)

Tyler Arnason

Mar. 19/04

9 - Three times

### ATTENDANCE

18,910

18,910

### ATTENDANCE

21,966

### SHOTS BY PERIOD

	1st	2nd	3rd	OT	TOTAL
CANUCKS	20	40	31	1	92
BLACKHAWKS	34	33	27	1	95

### GOALTENDER

Luongo/Crawford

Luongo/Crawford

### GOALTENDER

Lack/Raanta

### W GOAL

Jonathan Toews

Marcus Kruger

### W GOAL

Ryan Kesler

### BLACKHAWKS

Power Play: 2-9	22.2%	Penalty Killing: 9-10	90.0%
-----------------	-------	-----------------------	-------

### BLACKHAWKS

	GP	G	A	P	+/-	PIM	PP	SH
Brandon Saad	3	2	1	3	E	2	1	0
Patrick Kane	3	1	2	3	3	0	0	0
Marian Hossa	2	1	1	2	E	0	1	0
Patrick Sharp	3	1	1	2	2	0	0	0
Jonathan Toews	3	1	1	2	2	0	0	0
Kris Versteeg	3	1	1	2	E	0	0	0
Michal Handzus	2	0	2	2	2	0	0	0
Duncan Keith	3	0	2	2	2	0	0	0
Marcus Kruger	3	1	0	1	E	0	0	0
Andrew Shaw	3	1	0	1	1	4	0	0
Michal Rozsival	2	0	1	1	1	2	0	0
Sheldon Brookbank	2	0	1	1	1	0	0	0
Niklas Hjalmarsson	3	0	1	1	E	4	0	0
Johnny Oduya	3	0	1	1	1	4	0	0
Brent Seabrook	3	0	1	1	E	0	0	0
Ben Smith	3	0	1	1	E	0	0	0
Bryan Bickell	1	0	0	0	E	0	0	0
Jeremy Morin	1	0	0	0	E	0	0	0
Brandon Pirri	2	0	0	0	E	0	0	0
Brandon Bollig	3	0	0	0	E	2	0	0
Nick Leddy	3	0	0	0	E	2	0	0

### BLACKHAWKS

	GPI	MIN	W-L-O	GA	SA	SV	GAA	SV%
Corey Crawford	2	120	2-0-0	3	68	65	1.50	.956
Antti Raanta	1	65	0-0-1	2	24	22	1.85	.917



## 2013.14 SEASON SUMMARY

## 1 WIN

## 1 LOSS

## 0 OT

### AT VANCOUVER

Apr. 10, 2014	Canucks 2	Avalanche 4
Dec. 8, 2013	Canucks 3	Avalanche 1

### AT COLORADO

Mar. 27, 2014	Canucks 2	Avalanche 3 (OT)
---------------	-----------	------------------

### GOALS BY PERIOD

	1st	2nd	3rd	OT	TOTAL
CANUCKS	3	1	3	0	7
AVALANCHE	2	1	4	1	8

### CANUCKS

Power Play: 1-8	12.5%	Penalty Killing: 7-8	87.5%
-----------------	-------	----------------------	-------

### CANUCKS

	GP	G	A	P	+/-	PIM	PP	SH
Mike Santorelli	1	2	1	3	2	0	0	0
Dan Hamhuis	3	0	3	3	2	0	0	0
David Booth	3	1	1	2	2	0	0	0
Chris Higgins	3	0	2	2	3	0	0	0
Daniel Sedin	3	0	2	2	-4	0	0	0
Ryan Kesler	3	1	0	1	4	2	0	0
Zack Kassian	3	1	0	1	E	0	0	0
Yannick Weber	2	1	0	1	-1	2	1	0
Henrik Sedin	2	1	0	1	-2	0	0	0
Alex Burrows	2	0	1	1	1	0	0	0
Jason Garrison	2	0	1	1	1	0	0	0
Nicklas Jensen	2	0	1	1	-2	2	0	0
Andrew Alberts	1	0	0	0	1	0	0	0
Chris Tanev	1	0	0	0	1	0	0	0
Frank Corrado	1	0	0	0	E	0	0	0
Dale Weise	1	0	0	0	E	0	0	0
Zac Dalpe	1	0	0	0	-1	0	0	0
Jordan Schroeder	1	0	0	0	-1	0	0	0
Shawn Matthias	2	0	0	0	-1	2	0	0
Alex Edler	2	0	0	0	-3	4	0	0
Brad Richardson	3	0	0	0	E	2	0	0
Kevin Bieksa	3	0	0	0	-1	2	0	0
Jannik Hansen	3	0	0	0	-1	2	0	0
Tom Sestito	3	0	0	0	-1	5	0	0
Ryan Stanton	3	0	0	0	-2	2	0	0

### CANUCKS

	GPI	MIN	W-L-O	GA	SA	SV	GAA	SV%
Roberto Luongo	1	60	1-0-0	1	29	28	1.00	.966
Eddie Lack	1	61	0-0-1	3	28	25	2.95	.893
Jacob Markstrom	1	60	0-1-0	3	27	24	3.01	.889

### LAST

	VANCOUVER	COLORADO
Last Home Win:	Dec. 8/13 (3-1)	Mar. 27/14 (3-2 OT)
Last Road Win:	Mar. 24/13 (3-2)	Apr. 10/14 (4-2)
Last Shutout:	Jan. 30/13 (3-0)	Oct. 3/09
	Roberto Luongo (3-0)	Craig Anderson (3-0)
Last Tie Game:	Mar. 3/04 (5-5 @ COL)	
Last Shootout:	Feb. 4/12 (3-2 W @ COL)	
Last Hat Trick:	Daniel Sedin	Milan Hejduk
	Dec. 6/11	Apr. 5/07
Most Goals:	8 – Twice	9 – Three times
Canucks in OT:	6-6-18	
Canucks in SO:	2-5	

### ATTENDANCE

18,910	Markstrom/Varlamov	Tyson Barrie
18,910	Luongo/Giguere	Ryan Kesler

### GOALTENDER

16,965	Lack/Varlamov	Tyson Barrie
--------	---------------	--------------

### W GOAL

1	92
---	----

### ATTENDANCE

16,965	Lack/Varlamov	Tyson Barrie
--------	---------------	--------------

### GOALTENDER

16,965	Lack/Varlamov	Tyson Barrie
--------	---------------	--------------

### W GOAL

1	92
---	----

### SHOTS BY PERIOD

	1st	2nd	3rd	OT	TOTAL
CANUCKS	30	25	36	1	92
AVALANCHE	30	28	26	1	85

### AVALANCHE

Power Play: 1-8	12.5%	Penalty Killing: 7-8	87.5%
-----------------	-------	----------------------	-------

### AVALANCHE

	GP	G	A	P	+/-	PIM	PP	SH
Paul Stastny	3	2	1	3	2	0	0	0
Tyson Barrie	3	2	0	2	1	2	0	0
Jamie McGinn	3	1	1	2	2	0	0	0
Matt Duchene	2	1	1	2	1	0	0	0
Cody McLeod	2	0	2	2	1	0	0	0
Gabriel Landeskog	3	1	0	1	2	2	0	0
John Mitchell	2	1	0	1	1	2	1	0
Cory Sarich	2	0	1	1	E	0	0	0
Nick Holden	3	0	1	1	1	0	0	0
Erik Johnson	3	0	1	1	E	0	0	0
Nathan MacKinnon	3	0	1	1	E	2	0	0
Andre Benoit	3	0	1	1	-1	6	0	0
Ryan O'Reilly	3	0	1	1	-1	0	0	0
Paul Carey	1	0	0	0	-1	0	0	0
PA Parenteau	1	0	0	0	-1	0	0	0
Ryan Wilson	1	0	0	0	-1	0	0	0
Jan Hejda	2	0	0	0	1	0	0	0
Brad Malone	2	0	0	0	-2	2	0	0
Nate Guenin	3	0	0	0	E	0	0	0
Maxime Talbot	3	0	0	0	E	0	0	0
Patrick Bordeleau	3	0	0	0	-1	7	0	0
Marc-Andre Cliche	3	0	0	0	-1	2	0	0

### AVALANCHE

	GPI	MIN	W-L-O	GA	SA	SV	GAA	SV%
Semyon Varlamov	2	121	2-0-0	4	71	67	1.98	.944
J-S Giguere	1	56	0-1-0	3	21	18	3.21	.857



# COLUMBUS BLUE JACKETS

## 2013.14 SEASON SUMMARY

## 1 WIN

## 1 LOSS

## 0 OT

### AT VANCOUVER

Nov. 22, 2013 Canucks 6 Blue Jackets 2

### AT COLUMBUS

Oct. 20, 2013 Canucks 1 Blue Jackets 3

GOALS BY PERIOD	1st	2nd	3rd	OT	TOTAL
CANUCKS	1	4	2	-	7
BLUE JACKETS	2	0	3	-	5

### CANUCKS

Power Play: 1-7 14.3% Penalty Killing: 10-10 100.0%

CANUCKS	GP	G	A	P	+/-	PIM	PP	SH
Henrik Sedin	2	3	0	3	E	0	1	0
Daniel Sedin	2	1	2	3	2	0	0	0
Ryan Stanton	2	0	3	3	2	0	0	0
Alex Edler	2	1	1	2	-1	2	0	0
Ryan Kesler	2	0	2	2	E	2	0	0
Jeremy Welsh	2	1	0	1	E	2	0	0
Zack Kassian	2	1	0	1	-1	0	0	0
Mike Santorelli	2	0	1	1	2	2	0	0
Jason Garrison	2	0	1	1	1	0	0	0
Brad Richardson	2	0	1	1	E	4	0	0
Chris Higgins	2	0	1	1	E	0	0	0
Dale Weise	2	0	1	1	-1	2	0	0
Alex Burrows	1	0	0	0	1	0	0	0
David Booth	1	0	0	0	E	0	0	0
Kevin Bieksa	2	0	0	0	2	2	0	0
Dan Hamhuis	2	0	0	0	E	2	0	0
Tom Sestito	2	0	0	0	-1	9	0	0
Jannik Hansen	2	0	0	0	-1	0	0	0
Chris Tanev	2	0	0	0	-1	0	0	0

### ATTENDANCE

18,910 Luongo/Bobrovsky

### W GOAL

Henrik Sedin

### ATTENDANCE

14,168 Lack/McElhinney

### W GOAL

RJ Umberger

### SHOTS BY PERIOD

	1st	2nd	3rd	OT	TOTAL
CANUCKS	27	21	25	-	73
BLUE JACKETS	6	21	18	-	45

### BLUE JACKETS

Power Play: 0-10 0.0% Penalty Killing: 6-7 85.7%

BLUE JACKETS	GP	G	A	P	+/-	PIM	PP	SH
Ryan Johansen	2	1	1	2	1	0	0	0
RJ Umberger	2	1	1	2	1	0	0	0
Artem Anisimov	2	1	1	2	E	0	0	0
Marian Gaborik	1	1	0	1	1	0	0	0
Matt Calvert	1	1	0	1	E	0	0	0
Dalton Prout	1	0	1	1	2	0	0	0
James Wisniewski	1	0	1	1	1	0	0	0
David Savard	2	0	1	1	E	2	0	0
Michael Chaput	1	0	1	1	E	0	0	0
Nikita Nikitin	1	0	1	1	-1	0	0	0
Brandon Dubinsky	1	0	0	0	1	0	0	0
Tim Erixon	1	0	0	0	1	0	0	0
Blake Comeau	2	0	0	0	2	2	0	0
Fedor Tyutin	2	0	0	0	E	2	0	0
Nick Foligno	2	0	0	0	-1	9	0	0
Jared Boll	2	0	0	0	-1	2	0	0
Mark Letestu	2	0	0	0	-1	0	0	0
Derek MacKenzie	2	0	0	0	-1	0	0	0
Ryan Murray	2	0	0	0	-2	2	0	0
Cam Atkinson	2	0	0	0	-2	0	0	0
Boone Jenner	2	0	0	0	-3	2	0	0
Jack Johnson	2	0	0	0	-3	2	0	0

CANUCKS	GPI	MIN	W-L-O	GA	SA	SV	GAA	SV%
Roberto Luongo	1	60	1-0-0	2	16	14	2.00	.875
Eddie Lack	1	59	0-1-0	2	28	26	2.05	.929

BLUE JACKETS	GPI	MIN	W-L-O	GA	SA	SV	GAA	SV%
Curtis McElhinney	1	60	1-0-0	1	38	37	1.00	.974
Sergei Bobrovsky	1	60	0-1-0	6	35	29	6.00	.829

### LAST

	VANCOUVER	COLUMBUS
Last Home Win:	Nov. 22/13 (6-2)	Oct. 20/13 (3-1)
Last Road Win:	Mar. 12/13 (2-1 SO)	Jan. 18/09 (6-5 SO)
Last Shutout:	Mar. 26/13	Mar. 26/13
	Cory Schneider (1-0 SO)	Sergei Bobrovsky (1-0 SO)
Last Tie Game:	Feb. 5/03 (4-4 @ CBJ)	
Last Shootout:	Mar. 26/13 (1-0 W @ VAN)	
Last Hat Trick:	None	None
Most Goals:	7 - Twice	6 - Three times
Canucks in OT:	4-3-6	
Canucks in SO:	3-3	



## 2013.14 SEASON SUMMARY

## 0 WINS

## 3 LOSSES

## 0 OT

### AT VANCOUVER

Nov. 17, 2013 Canucks 1 Stars 2

### AT DALLAS

Mar. 6, 2014 Canucks 1 Stars 6  
Dec. 19, 2013 Canucks 1 Stars 4

### GOALS BY PERIOD

	1st	2nd	3rd	OT	TOTAL
CANUCKS	1	1	1	-	3
STARS	6	3	3	-	12

### CANUCKS

Power Play: 2-13 15.4% Penalty Killing: 10-12 83.3%

### CANUCKS

	GP	G	A	P	+/-	PIM	PP	SH
Kevin Bieksa	3	0	3	3	-6	2	0	0
Zac Dalpe	2	1	0	1	-1	0	1	0
Chris Higgins	3	1	0	1	-1	0	0	0
Henrik Sedin	3	1	0	1	-2	2	1	0
Mike Santorelli	2	0	1	1	1	0	0	0
Alex Edler	2	0	1	1	-3	2	0	0
Ryan Kesler	3	0	1	1	E	4	0	0
Andrew Alberts	1	0	0	0	1	0	0	0
Jordan Schroeder	1	0	0	0	E	0	0	0
Darren Archibald	1	0	0	0	E	0	0	0
Ryan Stanton	1	0	0	0	-1	0	0	0
Dale Weise	1	0	0	0	-1	0	0	0
Jeremy Welsh	1	0	0	0	-1	0	0	0
Shawn Matthias	1	0	0	0	-2	0	0	0
Daniel Sedin	2	0	0	0	-1	2	0	0
Alex Burrows	2	0	0	0	-2	6	0	0
Brad Richardson	2	0	0	0	-3	0	0	0
Yannick Weber	2	0	0	0	-4	0	0	0
Chris Tanev	3	0	0	0	E	0	0	0
Dan Hamhuis	3	0	0	0	-2	0	0	0
Jannik Hansen	3	0	0	0	-3	4	0	0
Tom Sestito	3	0	0	0	-3	10	0	0
David Booth	3	0	0	0	-3	0	0	0
Jason Garrison	3	0	0	0	-3	0	0	0
Zack Kassian	3	0	0	0	-5	15	0	0

### CANUCKS

	GPI	MIN	W-L-O	GA	SA	SV	GAA	SV%
Roberto Luongo	2	101	0-2-0	6	42	36	3.57	.857
Eddie Lack	2	58	0-1-0	5	24	19	5.21	.792
Jacob Markstrom	1	20	0-0-0	1	5	4	3.03	.800

### LAST

	VANCOUVER	DALLAS
Last Home Win:	Mar. 30/12 (5-2)	Mar. 6/14 (6-1)
Last Road Win:	Feb. 21/13 (4-3)	Nov. 17/13 (2-1)
Last Shutout:	Jan. 10/99	Mar. 18/04
	Corey Hirsch (2-0)	Marty Turco (3-0)
Last Tie Game:	Mar. 8/00 (3-3 @ DAL)	
Last Shootout:	Oct. 11/09 (4-3 W @ VAN)	
Last Hat Trick:	Todd Bertuzzi	Tyler Seguin
	Mar. 17/03	Mar. 6/14
Most Goals:	10 - Twice	9 - Twice
Canucks in OT:	1-5-13	
Canucks in SO:	2-2	

### ATTENDANCE

18,910 Luongo/Lehtonen

### W GOAL

Erik Cole

### ATTENDANCE

14,634 Markstrom, Lack/Lehtonen  
15,644 Luongo, Lack/Lehtonen

### W GOAL

Tyler Seguin  
Colton Sceviour

### SHOTS BY PERIOD

	1st	2nd	3rd	OT	TOTAL
CANUCKS	28	43	33	-	104
STARS	28	20	23	-	71

### STARS

Power Play: 2-12 16.7% Penalty Killing: 11-13 84.6%

### STARS

	GP	G	A	P	+/-	PIM	PP	SH
Tyler Seguin	3	3	5	8	6	0	1	0
Jamie Benn	3	2	3	5	5	6	0	0
Erik Cole	3	2	2	4	3	0	0	0
Rich Peverley	3	0	4	4	4	0	0	0
Valeri Nichushkin	3	2	0	2	3	0	0	0
Alex Goligoski	3	1	1	2	3	2	1	0
Alex Chiasson	3	0	2	2	1	0	0	0
Colton Sceviour	1	1	0	1	1	0	0	0
Ryan Garbutt	3	1	0	1	1	6	0	0
Kevin Connauton	2	0	1	1	2	0	0	0
Ray Whitney	2	0	1	1	E	0	0	0
Jordie Benn	3	0	1	1	3	0	0	0
Cody Eakin	3	0	1	1	1	2	0	0
Antoine Roussel	3	0	1	1	1	2	0	0
Cameron Gaunce	1	0	0	0	3	0	0	0
Travis Morin	1	0	0	0	E	0	0	0
Stephane Robidas	1	0	0	0	E	0	0	0
Trevor Daley	2	0	0	0	4	0	0	0
Vernon Fiddler	2	0	0	0	1	0	0	0
Brenden Dillon	3	0	0	0	2	2	0	0
Sergei Gonchar	3	0	0	0	1	2	0	0
Shawn Horcoff	3	0	0	0	E	6	0	0

### STARS

	GPI	MIN	W-L-O	GA	SA	SV	GAA	SV%
Kari Lehtonen	3	180	3-0-0	3	104	101	1.00	.971



# DETROIT RED WINGS

## 2013.14 SEASON SUMMARY

## 0 WINS

## 2 LOSSES

## 0 OT

### AT VANCOUVER

Oct. 30, 2013

Canucks 1

Red Wings 2

### AT DETROIT

Feb. 3, 2013

Canucks 0

Red Wings 2

### GOALS BY PERIOD

	1st	2nd	3rd	OT	TOTAL
CANUCKS	1	0	0	-	1
RED WINGS	0	3	1	-	4

### CANUCKS

Power Play: 0-8 0.0% Penalty Killing: 5-6 83.3%

### CANUCKS

	GP	G	A	P	+/-	PIM	PP	SH
Daniel Sedin	2	1	0	1	E	2	0	0
Henrik Sedin	2	0	1	1	E	2	0	0
Ryan Stanton	2	0	1	1	-2	0	0	0
Darren Archibald	1	0	0	0	E	0	0	0
David Booth	1	0	0	0	E	0	0	0
Frank Corrado	1	0	0	0	E	0	0	0
Zac Dalpe	1	0	0	0	E	0	0	0
Jannik Hansen	1	0	0	0	E	0	0	0
Kellan Lain	1	0	0	0	E	0	0	0
Brad Richardson	1	0	0	0	E	0	0	0
Yann Sauve	1	0	0	0	E	0	0	0
Jordan Schroeder	1	0	0	0	E	0	0	0
Chris Tanev	1	0	0	0	E	0	0	0
Yannick Weber	1	0	0	0	E	0	0	0
Jeremy Welsh	1	0	0	0	E	0	0	0
Kevin Bieksa	1	0	0	0	-1	0	0	0
Mike Santorelli	1	0	0	0	-2	0	0	0
Tom Sestito	2	0	0	0	1	0	0	0
Jason Garrison	2	0	0	0	E	2	0	0
Dan Hamhuis	2	0	0	0	E	2	0	0
Zack Kassian	2	0	0	0	E	2	0	0
Ryan Kesler	2	0	0	0	E	2	0	0
Alex Edler	2	0	0	0	-1	0	0	0
Chris Higgins	2	0	0	0	-2	0	0	0
Alex Burrows	2	0	0	0	-3	2	0	0

### CANUCKS

	GPI	MIN	W-L-O	GA	SA	SV	GAA	SV%
Eddie Lack	1	59	0-1-0	1	29	28	1.02	.966
Roberto Luongo	1	59	0-1-0	2	27	25	2.05	.926

### LAST

Last Home Win: Apr. 20/13 (2-1 SO)

Last Road Win: Feb. 23/12 (4-3 SO)

Last Shutout: Dec. 15/01

Dan Cloutier (3-0)

Last Tie Game: Mar. 13/01 (2-2 @ DET)

Last Shootout: Apr. 20/13 (2-1 W vs DET)

Last Hat Trick: Todd Bertuzzi

Nov. 13/05

Most Goals: 9 - Twice

Canucks in OT: 4-4-14

Canucks in SO: 2-3

### DETROIT

Feb. 3/14 (2-0)

Oct. 30/13 (2-1)

Feb. 3/14

Jimmy Howard

Jonas Gustavsson (2-0)

Dino Cicarelli

Apr. 5/94

11 - Feb. 27/85

VAN 5 @ DET 11

### ATTENDANCE

18,910

### GOALTENDER

Luongo/Howard

### W GOAL

Tomas Tatar

### ATTENDANCE

20,066

### GOALTENDER

Lack/Howard, Gustavsson

### W GOAL

Justin Abdelkader

### SHOTS BY PERIOD

	1st	2nd	3rd	OT	TOTAL
CANUCKS	15	19	10	-	44
RED WINGS	19	19	19	-	57

### RED WINGS

Power Play: 1-6 16.7% Penalty Killing: 8-8 100.0%

### RED WINGS

	GP	G	A	P	+/-	PIM	PP	SH
Justin Abdelkader	2	2	0	2	1	2	1	0
Niklas Kronwall	2	0	2	2	1	2	0	0
Daniel Alfredsson	2	1	0	1	1	2	0	0
Tomas Tatar	2	1	0	1	1	2	0	0
Brendan Smith	1	0	1	1	2	4	0	0
Gustav Nyquist	1	0	1	1	1	0	0	0
Henrik Zetterberg	2	0	1	1	2	0	0	0
Kyle Quincey	2	0	1	1	1	0	0	0
Danny DeKeyser	2	0	1	1	E	0	0	0
Jonathan Ericsson	1	0	0	0	1	2	0	0
Daniel Cleary	1	0	0	0	1	0	0	0
Pavel Datsyuk	1	0	0	0	1	0	0	0
Stephen Weiss	1	0	0	0	1	0	0	0
Todd Bertuzzi	1	0	0	0	E	2	0	0
Tomas Jurco	1	0	0	0	E	2	0	0
Darren Helm	1	0	0	0	E	0	0	0
Riley Sheahan	1	0	0	0	E	0	0	0
Joakim Andersson	2	0	0	0	E	0	0	0
Brian Lashoff	2	0	0	0	E	0	0	0
Patrick Eaves	2	0	0	0	-1	0	0	0
Luke Glendening	2	0	0	0	-1	0	0	0
Jakub Kindl	2	0	0	0	-1	0	0	0
Drew Miller	2	0	0	0	-1	0	0	0

### RED WINGS

	GPI	MIN	W-L-O	GA	SA	SV	GAA	SV%
Jimmy Howard	2	100	2-0-0	1	36	35	0.60	.972
Jonas Gustavsson	1	20	0-0-0	0	8	8	0.00	1.000





## 2013.14 SEASON SUMMARY

## 3 WINS

## 2 LOSSES

## 0 OT

### AT VANCOUVER

Jan. 27, 2014	Canucks 2	Oilers 4
Dec. 13, 2013	Canucks 4	Oilers 0
Oct. 5, 2013	Canucks 6	Oilers 2

### AT EDMONTON

Apr. 12, 2014	Canucks 2	Oilers 5
Jan. 21, 2014	Canucks 2	Oilers 1

### GOALS BY PERIOD

	1st	2nd	3rd	OT	TOTAL
CANUCKS	5	6	5	-	16
OILERS	5	3	4	-	12

### CANUCKS

Power Play: 3-16	18.8%	Penalty Killing: 16-17	94.1%
------------------	-------	------------------------	-------

### CANUCKS

	GP	G	A	P	+/-	PIM	PP	SH
Jason Garrison	5	1	4	5	E	2	0	1
Zack Kassian	4	3	1	4	1	0	0	0
Daniel Sedin	5	2	2	4	2	0	2	0
Ryan Kesler	5	1	3	4	-1	9	0	0
Henrik Sedin	3	0	3	3	1	6	0	0
Jordan Schroeder	2	2	0	2	-1	0	0	0
Shawn Matthias	1	1	1	2	E	0	0	0
Dale Weise	3	1	1	2	1	0	1	0
Brad Richardson	5	1	1	2	2	0	0	1
David Booth	5	0	2	2	E	0	0	0
Kellan Lain	1	1	0	1	1	0	0	0
Chris Higgins	4	1	0	1	-2	2	0	0
Dan Hamhuis	5	1	0	1	1	2	0	0
Jannik Hansen	5	1	0	1	E	8	0	0
Mike Santorelli	2	0	1	1	1	0	0	0
Tom Sestito	3	0	1	1	1	7	0	0
Kevin Bieksa	4	0	1	1	3	11	0	0
Ryan Stanton	4	0	1	1	3	4	0	0
Alex Edler	4	0	1	1	-5	6	0	0
Yannick Weber	5	0	1	1	E	0	0	0
Frank Corrado	1	0	0	0	E	0	0	0
Jeremy Welsh	1	0	0	0	E	0	0	0
Michael Zalewski	1	0	0	0	E	0	0	0
Nicklas Jensen	1	0	0	0	-1	2	0	0
Alex Burrows	3	0	0	0	-1	2	0	0
Chris Tanev	4	0	0	0	2	0	0	0
Zac Dalpe	4	0	0	0	E	2	0	0

### CANUCKS

	GPI	MIN	W-L-O	GA	SA	SV	GAA	SV%
Roberto Luongo	4	239	3-1-0	6	90	84	1.51	.933
Jacob Markstrom	1	60	0-1-0	5	22	17	5.00	.773

### LAST

	VANCOUVER	EDMONTON
Last Home Win:	Dec. 13/13 (4-0)	Apr. 12/14 (5-2)
Last Road Win:	Jan. 21/14 (2-1)	Jan. 27/14 (4-2)
Last Shutout:	Dec. 13/13	Mar. 30/13
	Roberto Luongo (4-0)	Devan Dubnyk (4-0)
Last Tie Game:	Jan. 30/03 (3-3 @ VAN)	
Last Shootout:	Jan. 20/13 (2-3 L @ VAN)	
Last Hat Trick:	Daniel Sedin	David Perron
	Feb. 6/07	Jan. 27/14
Most Goals:	9 - Nov. 21/92	13 - Nov. 8/85
	VAN 9 vs EDM 0	VAN 0 @ EDM 13
Canucks in OT:	14-6-19	
Canucks in SO:	2-5	

### ATTENDANCE

18,910	Luongo/Bryzgalov	Jesse Joensuu
18,910	Luongo/Dubnyk	Daniel Sedin
18,910	Luongo/LaBarbera, Dubnyk	Jannik Hansen

### GOALTENDER

### W GOAL

### ATTENDANCE

16,839	Markstrom/Scrivens	Will Acton
16,839	Luongo/Scrivens	Zack Kassian

### GOALTENDER

### W GOAL

### SHOTS BY PERIOD

	1st	2nd	3rd	OT	TOTAL
CANUCKS	72	53	55	-	180
OILERS	28	40	45	-	113

### OILERS

Power Play: 1-17	5.9%	Penalty Killing: 13-16	81.2%
------------------	------	------------------------	-------

### OILERS

	GP	G	A	P	+/-	PIM	PP	SH
Taylor Hall	5	0	5	5	-1	4	0	0
David Perron	5	3	1	4	1	12	0	0
Jordan Eberle	5	2	0	2	1	2	1	0
Jeff Petry	5	2	0	2	1	0	0	0
Ryan Nugent-Hopkins	4	1	1	2	2	2	0	0
Will Acton	2	1	1	2	2	7	0	0
Sam Gagner	3	0	2	2	2	0	0	0
Nail Yakupov	3	0	2	2	-1	0	0	0
Steve Pinizzotto	1	0	2	2	1	0	0	0
Roman Horak	1	1	0	1	E	0	0	0
Boyd Gordon	4	1	0	1	-1	0	0	0
Jesse Joensuu	4	1	0	1	-2	2	0	0
Justin Schultz	5	0	1	1	-3	0	0	0
Ryan Smyth	4	0	1	1	-5	6	0	0
Martin Marincin	3	0	1	1	2	0	0	0
Ales Hensky	2	0	1	1	-2	0	0	0
Philip Larsen	2	0	1	1	E	2	0	0
Ladislav Smid	1	0	1	1	-2	2	0	0
Anton Belov	4	0	0	0	1	4	0	0
Luke Gazdic	4	0	0	0	-2	5	0	0
Nick Schultz	4	0	0	0	E	2	0	0
Mark Arcobello	3	0	0	0	-3	2	0	0
Andrew Ference	3	0	0	0	-1	2	0	0
Matt Hendricks	3	0	0	0	-1	0	0	0
Ryan Jones	3	0	0	0	-2	5	0	0
Corey Potter	2	0	0	0	-1	0	0	0
Mike Brown	1	0	0	0	E	12	0	0
Mark Fraser	1	0	0	0	1	0	0	0
Oscar Klefbom	1	0	0	0	1	0	0	0
Anton Lander	1	0	0	0	E	0	0	0
Tyler Pitlick	1	0	0	0	E	0	0	0

### OILERS

	GPI	MIN	W-L-O	GA	SA	SV	GAA	SV%
Ben Scrivens	2	119	1-1-0	4	69	65	2.02	.942
Ilya Bryzgalov	1	60	1-0-0	2	27	25	2.00	.926
Jason LaBarbera	1	24	0-0-0	0	12	12	0.00	1.000
Devan Dubnyk	2	94	0-2-0	9	71	62	5.75	.873



# FLORIDA PANTHERS

## 2013.14 SEASON SUMMARY

## 1 WIN

### AT VANCOUVER

Nov. 2013 Canucks 2 Panthers 3 (SO)

### AT FLORIDA

Mar. 16, 2014 Canucks 4 Panthers 3 (SO)

GOALS BY PERIOD	1st	2nd	3rd	OT	TOTAL
CANUCKS	2	1	2	0	5
PANTHERS	2	0	3	0	5

### CANUCKS

Power Play: 1-7 14.3% Penalty Killing: 4-7 57.1%

CANUCKS	GP	G	A	P	+/-	PIM	PP	SH
Alex Burrows	2	1	2	3	1	2	1	0
Dan Hamhuis	2	1	1	2	2	0	0	0
Henrik Sedin	2	0	2	2	3	0	0	0
Nicklas Jensen	1	1	0	1	2	0	0	0
Jannik Hansen	2	1	0	1	E	2	0	0
Chris Higgins	2	1	0	1	1	6	0	0
Mike Santorelli	1	0	1	1	1	0	0	0
Alex Edler	2	0	1	1	-1	2	0	0
Kevin Bieksa	2	0	1	1	-1	0	0	0
Ryan Kesler	1	0	0	0	1	0	0	0
David Booth	1	0	0	0	E	0	0	0
Zac Dalpe	1	0	0	0	E	0	0	0
Jordan Schroeder	1	0	0	0	E	0	0	0
Daniel Sedin	1	0	0	0	E	0	0	0
Yannick Weber	1	0	0	0	E	0	0	0
Dale Weise	1	0	0	0	E	0	0	0
Jeremy Welsh	1	0	0	0	E	0	0	0
Shawn Matthias	1	0	0	0	-1	0	0	0
Brad Richardson	1	0	0	0	-1	0	0	0
Chris Tanev	2	0	0	0	2	0	0	0
Jason Garrison	2	0	0	0	1	2	0	0
Ryan Stanton	2	0	0	0	1	0	0	0
Tom Sestito	2	0	0	0	E	5	0	0
Zack Kassian	2	0	0	0	-1	0	0	0

CANUCKS	GPI	MIN	W-L-O	GA	SA	SV	GAA	SV%
Eddie Lack	1	65	1-0-0	3	29	26	2.77	.897
Roberto Luongo	1	65	0-0-1	2	36	34	1.85	.944

### LAST

Last Home Win: Oct. 11/10 (2-1)  
 Last Road Win: Mar. 16/14 (4-3 SO)  
 Last Shutout: Feb. 11/10  
 Roberto Luongo (3-0)  
 Last Tie Game: Jan. 11/04 (2-2 @ VAN)  
 Last Shootout: Mar. 16/14 (4-3 W @ FLA)  
 Last Hat Trick: None

Most Goals: 7 - Jan. 3/96  
 VAN 7 @ FLA 2

Canucks in OT: 1-0-10  
 Canucks in SO: 2-2

### FLORIDA

Jan. 9/12 (2-1)  
 Nov. 19/13 (3-2 SO)  
 None  
 Ray Sheppard  
 Mar. 13/97  
 5 - Twice

## 0 LOSSES

## 1 OT

### ATTENDANCE

18,910 Luongo/Thomas Jonathan Huberdeau (GDG)

### ATTENDANCE

14,215 Lack/Luongo Nicklas Jensen (GDG)

SHOTS BY PERIOD	1st	2nd	3rd	OT	TOTAL
CANUCKS	23	17	16	5	61
PANTHERS	23	16	20	6	65

### PANTHERS

Power Play: 3-7 42.9% Penalty Killing: 6-7 85.7%

PANTHERS	GP	G	A	P	+/-	PIM	PP	SH
Jimmy Hayes	2	2	0	2	1	0	2	0
Brandon Pirri	1	0	2	2	E	0	0	0
Brad Boyes	2	1	0	1	-1	6	1	0
Shawn Matthias	1	1	0	1	1	0	0	0
Vincent Trocheck	1	1	0	1	E	0	0	0
Nick Bjugstad	2	0	1	1	E	0	0	0
Brian Campbell	2	0	1	1	-1	0	0	0
Tom Gilbert	2	0	1	1	E	0	0	0
Scottie Upshall	2	0	1	1	-1	4	0	0
Aleksander Barkov	1	0	1	1	-1	0	0	0
Quinton Howden	1	0	1	1	1	0	0	0
Tomas Kopecky	1	0	1	1	-1	0	0	0
Krys Barch	2	0	0	0	E	5	0	0
Tomas Fleischmann	2	0	0	0	-2	0	0	0
Jonathan Huberdeau	2	0	0	0	-1	0	0	0
Dmitry Kulikov	2	0	0	0	E	2	0	0
Joey Crabb	1	0	0	0	E	0	0	0
Matt Gilroy	1	0	0	0	-1	2	0	0
Marcel Goc	1	0	0	0	-1	0	0	0
Scott Gomez	1	0	0	0	E	0	0	0
Erik Gudbranson	1	0	0	0	-2	0	0	0
Ed Jovanovski	1	0	0	0	E	0	0	0
Mike Mottau	1	0	0	0	E	0	0	0
Dylan Olsen	1	0	0	0	E	0	0	0
Colby Robak	1	0	0	0	E	0	0	0
Jesse Winchester	1	0	0	0	-1	0	0	0

PANTHERS	GPI	MIN	W-L-O	GA	SA	SV	GAA	SV%
Tim Thomas	1	65	1-0-0	2	29	27	1.85	.931
Roberto Luongo	1	65	0-0-1	3	32	29	2.77	.906



## 2013.14 SEASON SUMMARY

## 1 WIN

## 3 LOSSES

## 1 OT

### AT VANCOUVER

Apr. 5, 2014	Canucks 2	Kings 1
Nov. 25, 2013	Canucks 2	Kings 3 (OT)

### AT LOS ANGELES

Jan. 13, 2014	Canucks 0	Kings 1
Jan. 4, 2014	Canucks 1	Kings 3
Nov. 9, 2013	Canucks 1	Kings 5

GOALS BY PERIOD	1st	2nd	3rd	OT	TOTAL
CANUCKS	1	2	3	0	6
KINGS	3	4	5	1	13

### CANUCKS

Power Play: 3-24	12.5%	Penalty Killing: 17-18	94.4%
------------------	-------	------------------------	-------

CANUCKS	GP	G	A	P	+/-	PIM	PP	SH
Henrik Sedin	5	1	2	3	-4	6	1	0
Daniel Sedin	5	0	3	3	-4	0	0	0
Alex Edler	4	1	1	2	-4	0	1	0
Ryan Kesler	5	1	1	2	-5	5	1	0
Chris Tanev	4	1	0	1	-2	0	0	0
Dan Hamhuis	5	1	0	1	-1	2	0	0
Brad Richardson	5	1	0	1	-2	0	0	0
Dale Weise	3	0	1	1	1	2	0	0
Zack Kassian	5	0	1	1	-2	39	0	0
Kevin Bieksa	5	0	1	1	-2	11	0	0
Chris Higgins	5	0	1	1	-3	2	0	0
Jason Garrison	5	0	1	1	-7	2	0	0
Nicklas Jensen	1	0	0	0	E	0	0	0
Shawn Matthias	1	0	0	0	E	0	0	0
Jeremy Welsh	1	0	0	0	E	0	0	0
Darren Archibald	2	0	0	0	E	0	0	0
Frank Corrado	2	0	0	0	E	4	0	0
Yannick Weber	2	0	0	0	E	0	0	0
David Booth	3	0	0	0	E	0	0	0
Zac Dalpe	3	0	0	0	E	0	0	0
Alex Burrows	3	0	0	0	-1	6	0	0
Ryan Stanton	3	0	0	0	-1	5	0	0
Jannik Hansen	4	0	0	0	-2	2	0	0
Mike Santorelli	4	0	0	0	-4	0	0	0
Tom Sestito	5	0	0	0	-1	48	0	0

CANUCKS	GPI	MIN	W-L-O	GA	SA	SV	GAA	SV%
Eddie Lack	3	146	1-1-0	3	60	57	1.23	.950
Roberto Luongo	3	152	0-2-1	9	88	79	3.55	.898

### LAST

Last Home Win:	Apr. 5/14 (2-1)	Jan. 13/14 (1-0)
Last Road Win:	Mar. 23/13 (1-0)	Nov. 25/13 (3-2 OT)
Last Shutout:	Mar. 23/13	Jan. 13/14
	Cory Schneider (1-0)	Jonathan Quick (1-0)
Last Tie Game:	Dec. 22/03 (4-4 @ VAN)	
Last Shootout:	Jan. 28/13 (3-2 L @ LA)	
Last Hat Trick:	Alex Burrows	Dustin Brown
	Mar. 27/06	Apr. 1/10
Most Goals:	11 - Nov. 25/86	12 - Nov. 29/84
	VAN 11 vs LA 5	VAN 1 @ LA 12
Canucks in OT:	5-5-25	
Canucks in SO:	1-4	

### ATTENDANCE

18,910	GOALTENDER	W GOAL
18,910	Lack/Quick	Brad Richardson
	Luongo/Scrivens	Anze Kopitar

### ATTENDANCE

18,118	GOALTENDER	W GOAL
18,118	Lack/Quick	Dustin Brown
18,118	Luongo/Quick	Jeff Carter
18,118	Luongo, Lack/Quick	Tyler Toffoli

SHOTS BY PERIOD	1st	2nd	3rd	OT	TOTAL
CANUCKS	56	46	59	0	161
KINGS	60	42	46	1	149

### KINGS

Power Play: 1-18	5.6%	Penalty Killing: 21-24	87.5%
------------------	------	------------------------	-------

KINGS	GP	G	A	P	+/-	PIM	PP	SH
Jeff Carter	4	2	3	5	4	8	0	0
Dwight King	4	0	4	4	4	0	0	0
Mike Richards	5	2	2	4	5	4	0	0
Tyler Toffoli	5	2	2	4	3	0	0	0
Anze Kopitar	5	1	3	4	3	2	0	0
Slava Voynov	5	1	2	3	5	4	1	0
Dustin Brown	5	2	0	2	2	9	0	0
Justin Williams	5	1	1	2	1	6	0	0
Linden Vey	2	0	2	2	1	0	0	0
Drew Doughty	4	0	2	2	2	4	0	0
Kyle Clifford	5	1	0	1	1	0	0	0
Jordan Nolan	5	1	0	1	1	10	0	0
Alec Martinez	4	0	1	1	2	0	0	0
Robyn Regehr	4	0	1	1	5	2	0	0
Jarret Stoll	4	0	1	1	1	4	0	0
Marian Gaborik	1	0	1	1	E	0	0	0
Andrew Campbell	1	0	0	0	-1	0	0	0
Daniel Carcillo	2	0	0	0	E	17	0	0
Matt Frattin	2	0	0	0	E	0	0	0
Matt Greene	2	0	0	0	E	19	0	0
Tanner Pearson	2	0	0	0	-1	0	0	0
Trevor Lewis	4	0	0	0	E	0	0	0
Willie Mitchell	5	0	0	0	5	14	0	0
Jake Muzzin	5	0	0	0	E	4	0	0

KINGS	GPI	MIN	W-L-O	GA	SA	SV	GAA	SV%
Jonathan Quick	4	239	3-1-0	4	122	118	1.00	.967
Ben Scrivens	1	61	1-0-0	2	39	37	1.97	.949



# MINNESOTA WILD

## 2013.14 SEASON SUMMARY

## 1 WIN

## 0 LOSSES

## 2 OT

### AT VANCOUVER

Feb. 28, 2014 Canucks 1 Wild 2 (SO)

### AT MINNESOTA

Mar. 26, 2014 Canucks 5 Wild 2  
Dec. 17, 2013 Canucks 2 Wild 3 (SO)

GOALS BY PERIOD	1st	2nd	3rd	OT	TOTAL
CANUCKS	3	3	2	0	8
WILD	3	0	2	0	5

### CANUCKS

Power Play: 1-6 16.7% Penalty Killing: 7-9 77.8%

CANUCKS	GP	G	A	P	+/-	PIM	PP	SH
David Booth	3	3	0	3	4	2	0	0
Ryan Kesler	3	2	0	2	-1	2	1	1
Jannik Hansen	3	1	1	2	3	2	0	0
Daniel Sedin	3	1	1	2	1	2	0	0
Chris Higgins	3	0	2	2	2	0	0	0
Zack Kassian	3	1	0	1	2	0	0	0
Mike Santorelli	1	0	1	1	E	0	0	0
Henrik Sedin	2	0	1	1	1	0	0	0
Yannick Weber	2	0	1	1	E	0	0	0
Dan Hamhuis	3	0	1	1	4	0	0	0
Brad Richardson	3	0	1	1	1	0	0	0
Shawn Matthias	1	0	0	0	2	2	0	0
Raphael Diaz	1	0	0	0	E	0	0	0
Jordan Schroeder	1	0	0	0	E	0	0	0
Dale Weise	1	0	0	0	E	5	0	0
Nicklas Jensen	1	0	0	0	-2	0	0	0
Alex Burrows	2	0	0	0	E	0	0	0
Alex Edler	2	0	0	0	E	0	0	0
Zac Dalpe	2	0	0	0	-1	0	0	0
Chris Tanev	2	0	0	0	-1	0	0	0
Jason Garrison	3	0	0	0	3	2	0	0
Kevin Bieksa	3	0	0	0	2	4	0	0
Ryan Stanton	3	0	0	0	E	0	0	0
Tom Sestito	3	0	0	0	-1	5	0	0

CANUCKS	GPI	MIN	W-L-O	GA	SA	SV	GAA	SV%
Eddie Lack	2	125	1-0-1	3	54	51	1.44	.944
Roberto Luongo	1	65	0-0-1	2	32	30	1.85	.938

### LAST

Last Home Win: Feb. 12/13 (2-1)  
Last Road Win: Mar. 26/14 (5-2)  
Last Shutout: Jan. 4/12  
Roberto Luongo (3-0)  
Last Tie Game: Mar. 10/04 (1-1 @ VAN)  
Last Shootout: Feb. 14/08 (5-4 L @ VAN)  
Last Hat Trick: Ryan Kesler  
Apr. 7/11  
Most Goals: 6 - Twice  
Canucks in OT: 8-3-10  
Canucks in SO: 1-5

### MINNESOTA

Dec. 17/13 (3-2 SO)  
Feb. 28/14 (2-1 SO)  
Mar. 19/12  
Josh Harding (2-0)  
Marian Gaborik  
Dec. 7/02  
6 - Four Times

### ATTENDANCE

18,910 Lack/Kuemper

### W GOAL

Justin Fontaine (GDG)

### ATTENDANCE

19,014 Lack/Bryzgalov, Kuemper  
18,531 Luongo/Harding

### GOALTENDER

Zack Kassian  
Jason Pominville (GDG)

### W GOAL

Zack Kassian  
Jason Pominville (GDG)

SHOTS BY PERIOD	1st	2nd	3rd	OT	TOTAL
CANUCKS	28	28	21	4	81
WILD	31	28	21	6	86

### WILD

Power Play: 2-9 22.2% Penalty Killing: 5-6 83.3%

WILD	GP	G	A	P	+/-	PIM	PP	SH
Mikko Koivu	2	0	3	3	E	0	0	0
Zach Parise	3	2	0	2	-1	2	2	0
Charlie Coyle	3	2	0	2	-2	0	0	0
Ryan Suter	3	0	2	2	-1	0	0	0
Nino Niederreiter	3	1	0	1	E	2	0	0
Mikael Granlund	2	0	1	1	-3	0	0	0
Erik Haula	3	0	1	1	1	0	0	0
Jared Spurgeon	3	0	1	1	-1	2	0	0
Jonas Brodin	3	0	1	1	-2	0	0	0
Jason Pominville	3	0	1	1	-2	0	0	0
Cody McCormick	1	0	0	0	1	5	0	0
Zenon Konopka	1	0	0	0	E	7	0	0
Brett Bulmer	1	0	0	0	E	0	0	0
Matt Moulson	1	0	0	0	E	0	0	0
Stephane Veilleux	1	0	0	0	E	0	0	0
Jonathan Blum	1	0	0	0	-1	0	0	0
Justin Fontaine	1	0	0	0	-1	0	0	0
Torrey Mitchell	2	0	0	0	E	0	0	0
Nate Prosser	2	0	0	0	E	0	0	0
Clayton Stoner	2	0	0	0	E	0	0	0
Kyle Brodziak	3	0	0	0	-1	2	0	0
Keith Ballard	2	0	0	0	-1	2	0	0
Marco Scandella	2	0	0	0	-2	0	0	0
Matt Cooke	3	0	0	0	-2	0	0	0
Dany Heatley	3	0	0	0	-2	0	0	0

WILD	GPI	MIN	W-L-O	GA	SA	SV	GAA	SV%
Josh Harding	1	65	1-0-0	2	31	29	1.85	.935
Darcy Kuemper	2	105	1-1-0	4	43	39	2.29	.907
Ilya Bryzgalov	1	20	0-0-0	2	7	5	6.00	.714



## 2013.14 SEASON SUMMARY

## 0 WINS

## 2 LOSSES

## 0 OT

### AT VANCOUVER

Oct. 12, 2013 Canucks 1 Canadiens 4

### AT MONTREAL

Feb. 6, 2014 Canucks 2 Canadiens 5

GOALS BY PERIOD	1st	2nd	3rd	OT	TOTAL
CANUCKS	0	2	1	-	3
CANADIENS	3	1	5	-	9

### CANUCKS

Power Play: 2-8 25.0% Penalty Killing: 1-4 25.0%

CANUCKS	GP	G	A	P	+/-	PIM	PP	SH
Jason Garrison	2	0	2	2	E	0	0	0
Henrik Sedin	1	1	0	1	-1	0	0	0
Alex Edler	1	1	0	1	-3	0	1	0
Chris Higgins	2	1	0	1	-1	0	1	0
Jordan Schroeder	1	0	1	1	-1	0	0	0
Alex Burrows	1	0	1	1	-2	0	0	0
Raphael Diaz	1	0	1	1	-2	0	0	0
Daniel Sedin	2	0	1	1	-3	2	0	0
Kevin Bieksa	1	0	0	0	1	0	0	0
Pascal Pelletier	1	0	0	0	E	0	0	0
Mike Santorelli	1	0	0	0	E	0	0	0
Chris Tanev	1	0	0	0	E	2	0	0
Dale Weise	1	0	0	0	E	0	0	0
Dan Hamhuis	1	0	0	0	-1	2	0	0
Frank Corrado	1	0	0	0	-1	0	0	0
Yann Sauve	1	0	0	0	-1	0	0	0
Yannick Weber	1	0	0	0	-1	0	0	0
Zac Dalpe	2	0	0	0	E	0	0	0
Jannik Hansen	2	0	0	0	E	0	0	0
Tom Sestito	2	0	0	0	E	0	0	0
Ryan Stanton	2	0	0	0	-1	0	0	0
David Booth	2	0	0	0	-2	0	0	0
Zack Kassian	2	0	0	0	-2	0	0	0
Brad Richardson	2	0	0	0	-2	0	0	0
Ryan Kesler	2	0	0	0	-3	2	0	0

CANUCKS	GPI	MIN	W-L-O	GA	SA	SV	GAA	SV%
Roberto Luongo	2	119	0-2-0	8	66	58	4.04	.879

### LAST

Last Home Win: Oct. 7/09 (7-1)  
 Last Road Win: Dec. 8/11 (4-3 SO)  
 Last Shutout: Jan. 16/07  
 Last Tie Game: Roberto Luongo (4-0 @ MTL)  
 Last Shootout: Mar. 1/03 (1-1 @ MTL)  
 Last Hat Trick: Dec. 8/11 (4-3 W @ MTL)  
 Last Hat Trick: Greg Adams  
 Most Goals: Dec. 4/91  
 7 - Feb. 9/84  
 VAN 7 @ MTL 6  
 Canucks in OT: 3-1-5  
 Canucks in SO: 1-0

### ATTENDANCE

18,910 Luongo/Price W GOAL Lars Eller

### ATTENDANCE

21,273 Luongo/Price W GOAL Max Pacioretty

SHOTS BY PERIOD	1st	2nd	3rd	OT	TOTAL
CANUCKS	26	32	26	-	84
CANADIENS	18	20	30	-	68

### CANADIENS

Power Play: 3-4 75.0% Penalty Killing: 6-8 75.0%

CANADIENS	GP	G	A	P	+/-	PIM	PP	SH
Max Pacioretty	2	4	0	4	1	0	2	0
Tomas Plekanec	2	2	0	2	2	2	1	0
Raphael Diaz	1	0	2	2	E	0	0	0
David Desharnais	2	0	2	2	2	0	0	0
Brendan Gallagher	2	0	2	2	3	2	0	0
P.K. Subban	2	0	2	2	3	2	0	0
Andrei Markov	2	0	2	2	2	0	0	0
Ryan White	2	1	0	1	2	0	0	0
Josh Gorges	2	1	0	1	1	0	0	0
Lars Eller	2	1	0	1	E	2	0	1
Travis Moen	1	0	1	1	2	0	0	0
Alexei Emelin	1	0	1	1	1	2	0	0
Dale Weise	1	0	1	1	1	0	0	0
Francis Bouillon	1	0	1	1	E	0	0	0
Michael Bournival	2	0	1	1	2	0	0	0
Nathan Beaulieu	1	0	0	0	2	0	0	0
Douglas Murray	1	0	0	0	1	0	0	0
Jarred Tinordi	1	0	0	0	E	2	0	0
Alex Galchenyuk	1	0	0	0	E	0	0	0
Brian Gionta	1	0	0	0	E	0	0	0
Brandon Prust	2	0	0	0	E	2	0	0
Rene Bourque	2	0	0	0	E	0	0	0
Daniel Briere	2	0	0	0	-1	0	0	0

CANADIENS	GPI	MIN	W-L-O	GA	SA	SV	GAA	SV%
Carey Price	2	120	2-0-0	3	84	81	1.50	.964





# NASHVILLE PREDATORS

## 2013.14 SEASON SUMMARY

## 2 WINS

## 1 LOSS

## 0 OT

### AT VANCOUVER

Mar. 19, 2014	Canucks 2	Predators 0
Jan. 23, 2014	Canucks 1	Predators 2

### AT NASHVILLE

Dec. 3, 2013	Canucks 3	Predators 1
--------------	-----------	-------------

GOALS BY PERIOD	1st	2nd	3rd	OT	TOTAL
CANUCKS	0	2	4	-	6
PREDATORS	0	1	2	-	3

### CANUCKS

Power Play: 2-10	20.0%	Penalty Killing: 8-9	88.9%
------------------	-------	----------------------	-------

CANUCKS	GP	G	A	P	+/-	PIM	PP	SH
Ryan Kesler	2	2	0	2	E	0	1	0
Dale Weise	2	0	2	2	2	5	0	0
Jason Garrison	3	0	2	2	2	2	0	0
Henrik Sedin	2	0	2	2	E	0	0	0
Nicklas Jensen	1	1	0	1	1	0	0	0
Chris Higgins	3	1	0	1	2	2	0	0
Brad Richardson	3	1	0	1	2	2	0	0
Alex Edler	3	1	0	1	E	2	1	0
Mike Santorelli	1	0	1	1	1	0	0	0
Chris Tanev	2	0	1	1	1	0	0	0
Daniel Sedin	2	0	1	1	-2	0	0	0
Dan Hamhuis	3	0	1	1	2	4	0	0
Jannik Hansen	3	0	1	1	1	0	0	0
Kevin Bieksa	3	0	1	1	E	2	0	0
Shawn Matthias	1	0	0	0	E	2	0	0
Kellan Lain	1	0	0	0	E	0	0	0
Jordan Schroeder	1	0	0	0	E	0	0	0
Yannick Weber	1	0	0	0	E	0	0	0
Alex Burrows	2	0	0	0	E	2	0	0
Zac Dalpe	3	0	0	0	E	0	0	0
Zack Kassian	3	0	0	0	E	0	0	0
Tom Sestito	3	0	0	0	E	0	0	0
David Booth	3	0	0	0	-1	2	0	0
Ryan Stanton	3	0	0	0	-1	0	0	0

CANUCKS	GPI	MIN	W-L-O	GA	SA	SV	GAA	SV%
Eddie Lack	1	60	1-0-0	0	30	30	0.00	1.000
Roberto Luongo	2	118	1-0-0	3	57	54	1.52	.947

### LAST

Last Home Win:	Mar. 19/14 (2-0)
Last Road Win:	Dec. 3/13 (3-1)
Last Shutout:	Mar. 19/14
	Eddie Lack (2-0)
Last Tie Game:	Mar. 16/04 (2-2 @ VAN)
Last Shootout:	Feb. 7/12 (4-3 W @ NSH)
Last Hat Trick:	Markus Naslund
	Jan. 28/02
Most Goals:	7- Twice
Canucks in OT:	3-1-3
Canucks in SO:	2-0

### VANCOUVER

### NASHVILLE

Feb. 21/12 (3-1)
Jan. 23/14 (2-1)
Mar. 3/11
Pekka Rinne (3-0)

Martin Erat
Dec. 8/09
6 - Four Times

### ATTENDANCE

18,910	Lack/Hutton
18,910	Luongo/Hutton

### GOALTENDER

### W GOAL

Nicklas Jensen
Nick Spaling

### ATTENDANCE

15,330	Luongo/Mazanec
--------	----------------

### GOALTENDER

### W GOAL

Ryan Kesler
-------------

### SHOTS BY PERIOD

SHOTS BY PERIOD	1st	2nd	3rd	OT	TOTAL
CANUCKS	25	39	25	-	89
PREDATORS	29	31	27	-	87

### PREDATORS

Power Play: 1-9	11.1%	Penalty Killing: 8-10	80.0%
-----------------	-------	-----------------------	-------

PREDATORS	GP	G	A	P	+/-	PIM	PP	SH
Nick Spaling	3	1	1	2	-1	0	1	0
Colin Wilson	3	1	0	1	1	0	0	0
Craig Smith	3	1	0	1	E	0	0	0
Patric Hornqvist	3	0	1	1	1	4	0	0
Seth Jones	3	0	1	1	E	0	0	0
Roman Josi	3	0	1	1	E	0	0	0
Matt Cullen	3	0	1	1	-2	4	0	0
Michael Del Zotto	1	0	0	0	E	0	0	0
Matt Hendricks	1	0	0	0	E	2	0	0
Joe Piskula	1	0	0	0	E	0	0	0
Colton Sissons	1	0	0	0	E	0	0	0
Rich Clune	1	0	0	0	-1	5	0	0
Patrick Eaves	1	0	0	0	-1	0	0	0
Mattias Ekholm	2	0	0	0	E	0	0	0
Shea Weber	2	0	0	0	E	0	0	0
David Legwand	2	0	0	0	-1	2	0	0
Paul Gaustad	3	0	0	0	1	2	0	0
Mike Fisher	3	0	0	0	E	0	0	0
Gabriel Bourque	3	0	0	0	-1	0	0	0
Eric Nystrom	3	0	0	0	-1	2	0	0
Viktor Stalberg	3	0	0	0	-1	2	0	0
Victor Bartley	3	0	0	0	-2	2	0	0
Ryan Ellis	3	0	0	0	-2	2	0	0

PREDATORS	GPI	MIN	W-L-O	GA	SA	SV	GAA	SV%
Carter Hutton	2	119	1-1-0	3	56	53	1.51	.946
Marek Mazanec	1	57	0-1-0	3	33	30	3.13	.909



## 2013.14 SEASON SUMMARY

2 WINS

0 LOSSES

0 OT

### AT VANCOUVER

Oct. 8, 2013 Canucks 3 Devils 2 (OT)

### AT NEW JERSEY

Oct. 24, 2013 Canucks 3 Devils 2 (SO)

### GOALS BY PERIOD

	1st	2nd	3rd	OT	TOTAL
CANUCKS	1	3	0	1	5
DEVILS	3	1	0	0	4

### CANUCKS

Power Play: 0-4 0.0% Penalty Killing: 3-4 75.0%

CANUCKS	GP	G	A	P	+/-	PIM	PP	SH
Daniel Sedin	2	2	1	3	4	2	0	0
Henrik Sedin	2	0	3	3	4	2	0	0
Ryan Kesler	2	1	1	2	1	0	0	0
Mike Santorelli	2	1	0	1	2	0	0	0
Alex Edler	2	1	0	1	E	0	0	0
Ryan Stanton	2	0	1	1	2	0	0	0
Chris Tanev	2	0	1	1	2	0	0	0
David Booth	2	0	1	1	1	0	0	0
Jason Garrison	2	0	1	1	-2	2	0	0
Jeremy Welsh	1	0	0	0	E	2	0	0
Andrew Alberts	1	0	0	0	E	0	0	0
Zac Dalpe	1	0	0	0	E	0	0	0
Jannik Hansen	1	0	0	0	E	0	0	0
Zack Kassian	1	0	0	0	E	0	0	0
Yannick Weber	1	0	0	0	E	0	0	0
Kevin Bieksa	2	0	0	0	2	0	0	0
Dan Hamhuis	2	0	0	0	E	0	0	0
Tom Sestito	2	0	0	0	E	0	0	0
Chris Higgins	2	0	0	0	-2	0	0	0
Brad Richardson	2	0	0	0	-2	0	0	0
Dale Weise	2	0	0	0	-3	0	0	0

CANUCKS	GPI	MIN	W-L-O	GA	SA	SV	GAA	SV%
Roberto Luongo	2	127	2-0-0	4	53	49	1.89	.925

### LAST

	VANCOUVER	NEW JERSEY
Last Home Win:	Oct. 8/13 (3-2 OT)	Jan. 13/06 (3-0)
Last Road Win:	Oct. 24/13 (3-2 SO)	Jan. 13/09 (5-3)
Last Shutout:	Nov. 1/10	Jan. 13/06
	Roberto Luongo (3-0)	Martin Brodeur (3-0)
Last Tie Game:	Nov. 25/88 (2-2 @ VAN)	
Last Shootout:	Oct. 24/13 (3-2 W @ NJ)	
Last Hat Trick:	Rich Sutter	Claude Lemieux
	Oct. 20/89	Dec. 5/91
Most Goals:	7 – Twice	8 – Oct. 30/97
		VAN 1 @ NJ 8
Canucks in OT:	3-1-3	
Canucks in SO:	1-0	

### ATTENDANCE

18,910

### GOALTENDER

Luongo/Schneider

### W GOAL

Mike Santorelli

### ATTENDANCE

13,203

### GOALTENDER

Luongo/Schneider

### W GOAL

Mike Santorelli (GOG)

### SHOTS BY PERIOD

	1st	2nd	3rd	OT	TOTAL
CANUCKS	12	21	13	7	53
DEVILS	13	14	25	1	53

### DEVILS

Power Play: 1-4 25.0% Penalty Killing: 4-4 100.0%

DEVILS	GP	G	A	P	+/-	PIM	PP	SH
Patrik Elias	2	2	1	3	3	2	0	0
Jaromir Jagr	2	1	2	3	3	0	0	0
Marek Zidlicky	2	0	2	2	1	6	0	0
Eric Gelinas	1	1	0	1	E	0	1	0
Anton Volchenkov	2	0	1	1	1	0	0	0
Andrei Loktionov	2	0	1	1	E	0	0	0
Travis Zajac	2	0	1	1	-2	0	0	0
Peter Harrold	1	0	0	0	E	0	0	0
Adam Larsson	1	0	0	0	E	0	0	0
Bryce Salvador	1	0	0	0	E	0	0	0
Ryane Clowe	1	0	0	0	-1	0	0	0
Ryan Carter	1	0	0	0	-2	0	0	0
Dainius Zubrus	2	0	0	0	1	0	0	0
Adam Henrique	2	0	0	0	E	0	0	0
Rostislav Olesz	2	0	0	0	E	0	0	0
Michael Ryder	2	0	0	0	E	0	0	0
Steve Bernier	2	0	0	0	-2	0	0	0
Stephen Gionta	2	0	0	0	-2	0	0	0
Damien Brunner	2	0	0	0	-3	0	0	0
Mark Fayne	2	0	0	0	-3	0	0	0
Andy Greene	2	0	0	0	-3	0	0	0

DEVILS	GPI	MIN	W-L-O	GA	SA	SV	GAA	SV%
Cory Schneider	2	127	0-0-2	5	53	48	2.36	.906

OPPONENTS



# NEW YORK ISLANDERS

## 2013.14 SEASON SUMMARY

## 1 WIN

## 1 LOSS

## 0 OT

### AT VANCOUVER

Mar. 10, 2014 Canucks 4 Islanders 7

### AT NY ISLANDERS

Oct. 22, 2013 Canucks 5 Islanders 4 (OT)

GOALS BY PERIOD	1st	2nd	3rd	OT	TOTAL
CANUCKS	3	4	1	1	9
ISLANDERS	2	1	8	0	11

### CANUCKS

Power Play: 2-6 33.3% Penalty Killing: 6-11 54.5%

CANUCKS	GP	G	A	P	+/-	PIM	PP	SH
Chris Higgins	2	2	1	3	1	2	1	0
Ryan Kesler	2	2	1	3	-1	10	1	0
Chris Tanev	2	1	2	3	2	0	0	0
Henrik Sedin	2	2	0	2	E	6	0	0
Daniel Sedin	1	1	1	2	1	0	0	0
Kevin Bieksa	2	0	2	2	1	2	0	0
Jannik Hansen	2	0	2	2	1	0	0	0
Brad Richardson	1	1	0	1	1	0	0	0
Mike Santorelli	1	0	1	1	1	0	0	0
Dale Weise	1	0	1	1	1	0	0	0
Nicklas Jensen	1	0	1	1	E	4	0	0
Alex Burrows	1	0	1	1	-1	0	0	0
Yannick Weber	1	0	1	1	-1	2	0	0
Ryan Stanton	1	0	0	0	1	0	0	0
Darren Archibald	1	0	0	0	E	0	0	0
Zac Dalpe	1	0	0	0	E	0	0	0
Zack Kassian	1	0	0	0	E	0	0	0
Shawn Matthias	1	0	0	0	E	2	0	0
Jordan Schroeder	1	0	0	0	E	0	0	0
Jeremy Welsh	1	0	0	0	E	0	0	0
Andrew Alberts	1	0	0	0	-1	0	0	0
David Booth	1	0	0	0	-1	0	0	0
Alex Edler	2	0	1	1	1	0	0	0
Dan Hamhuis	2	0	1	1	E	0	0	0
Jason Garrison	2	0	1	1	-1	0	0	0
Tom Sestito	2	0	1	1	-2	4	0	0

CANUCKS	GPI	MIN	W-L-O	GA	SA	SV	GAA	SV%
Roberto Luongo	1	62	1-0-0	4	32	28	3.85	.875
Eddie Lack	1	59	0-1-0	6	27	21	6.15	.778

### LAST

VANCOUVER	NY ISLANDERS
Last Home Win: Nov. 13/11 (4-1)	Nov. 17/08 (2-1 SO)
Last Road Win: Oct. 22/13 (5-4 OT)	Mar. 10/14 (7-4)
Last Shutout: Nov. 10/91	Jan. 16/90
	Glenn Healy (3-0)
Last Tie Game: Kirk McLean (6-0)	
Last Shootout: Oct. 23/99 (2-2 @ NYI)	
Last Hat Trick: Jan. 11/11 (4-3 W @ NYI)	
	Todd Bertuzzi
	Jan. 14/06
Most Goals: 8 - Jan. 14/06	Pierre Turgeon
	Mar. 9/94
	9 - Three Times
Canucks in OT: VAN 8 @ NYI 1	
Canucks in SO: 3-3-6	
	2-1

**ATTENDANCE** 18,910 **GOALTENDER** Lack/Nabokov **W GOAL** Matt Martin

**ATTENDANCE** 11,922 **GOALTENDER** Luongo/Nabokov **W GOAL** Brad Richardson

SHOTS BY PERIOD	1st	2nd	3rd	OT	TOTAL
CANUCKS	20	20	13	4	57
ISLANDERS	18	18	24	0	60

### ISLANDERS

Power Play: 5-11 45.5% Penalty Killing: 4-6 66.7%

ISLANDERS	GP	G	A	P	+/-	PIM	PP	SH
Frans Nielsen	2	2	3	5	1	2	0	0
Kyle Okposo	2	0	5	5	E	0	0	0
Matt Moulson	1	2	0	2	E	0	2	0
Cal Clutterbuck	2	1	1	2	1	0	0	0
Anders Lee	1	1	1	2	1	0	0	0
Josh Bailey	2	1	1	2	E	0	1	0
Brock Nelson	2	1	1	2	E	2	0	0
Travis Hamonic	2	0	2	2	1	0	0	0
Calvin de Haan	1	1	0	1	2	2	1	0
Ryan Strome	1	1	0	1	E	0	1	0
Matt Martin	2	1	0	1	-1	0	0	0
Lubomir Visnovsky	1	0	1	1	1	2	0	0
Peter Regin	1	0	1	1	1	0	0	0
Andrew MacDonald	1	0	1	1	-2	0	0	0
John Tavares	1	0	1	1	-2	0	0	0
Matt Donovan	2	0	1	1	E	2	0	0
Colin McDonald	2	0	1	1	-1	0	0	0
Pierre-Marc Bouchard	1	0	0	0	1	0	0	0
Matt Carkner	1	0	0	0	E	0	0	0
Michael Grabner	1	0	0	0	E	0	0	0
Mike Halmo	1	0	0	0	E	0	0	0
Casey Cizikas	2	0	0	0	-1	0	0	0
Thomas Hickey	2	0	0	0	-2	0	0	0
Brian Strait	2	0	0	0	-3	2	0	0

ISLANDERS	GPI	MIN	W-L-O	GA	SA	SV	GAA	SV%
Evgeni Nabokov	2	122	1-0-1	9	57	48	4.42	.842



## 2013.14 SEASON SUMMARY

## 0 WINS

## 2 LOSSES

## 0 OT

### AT VANCOUVER

Apr. 1, 2014 Canucks 1 Rangers 3

### AT NY RANGERS

Nov. 30, 2013 Canucks 2 Rangers 5

### GOALS BY PERIOD

	1st	2nd	3rd	OT	TOTAL
CANUCKS	0	2	1	-	3
RANGERS	4	2	2	-	8

### CANUCKS

Power Play: 1-5 20.0% Penalty Killing: 3-6 50.0%

CANUCKS	GP	G	A	P	+/-	PIM	PP	SH
Ryan Kesler	2	1	1	2	1	0	0	0
Daniel Sedin	2	1	1	2	E	0	1	0
David Booth	2	1	0	1	1	0	0	0
Mike Santorelli	1	0	1	1	1	0	0	0
Dale Weise	1	0	1	1	1	0	0	0
Alex Edler	2	0	1	1	-3	0	0	0
Shawn Matthias	1	0	0	0	E	0	0	0
Nicklas Jensen	1	0	0	0	-1	0	0	0
Jordan Schroeder	1	0	0	0	-1	0	0	0
Henrik Sedin	1	0	0	0	-1	0	0	0
Yannick Weber	1	0	0	0	-1	0	0	0
Chris Tanev	1	0	0	0	-2	2	0	0
Alex Burrows	2	0	0	0	E	15	0	0
Kevin Bieksa	2	0	0	0	E	5	0	0
Jason Garrison	2	0	0	0	E	0	0	0
Dan Hamhuis	2	0	0	0	E	0	0	0
Ryan Stanton	2	0	0	0	E	0	0	0
Jannik Hansen	2	0	0	0	-1	0	0	0
Chris Higgins	2	0	0	0	-1	0	0	0
Brad Richardson	2	0	0	0	-2	2	0	0
Tom Sestito	2	0	0	0	-3	7	0	0
Zack Kassian	2	0	0	0	-3	4	0	0

CANUCKS	GPI	MIN	W-L-O	GA	SA	SV	GAA	SV%
Eddie Lack	2	98	0-1-0	5	45	40	3.06	.889
Roberto Luongo	1	20	0-1-0	3	10	7	8.87	.700

### LAST

	VANCOUVER	NY RANGERS
Last Home Win:	Nov. 3/09 (4-1)	Nov. 30/13 (5-2)
Last Road Win:	Nov. 19/08 (6-3)	Apr. 1/14 (3-1)
Last Shutout:	Jan. 3/08 Roberto Luongo (3-0)	Oct. 18/11 Henrik Lundqvist (4-0)
Last Tie Game:	Jan. 11/93 (3-3 @ NYR)	
Last Shootout:	None	
Last Hat Trick:	Todd Bertuzzi Mar. 19/02	Chris Kreider Nov. 30/13
Most Goals:	7 - Mar. 20/74 VAN 7 @ NYR 5	9 - Twice
Canucks in OT:	0-1-4	
Canucks in SO:	0-0	

### ATTENDANCE

18,910

### GOALTENDER

Lack/Lundqvist

### W GOAL

Benoit Pouliot

### ATTENDANCE

18,006

### GOALTENDER

Luongo, Lack/Talbot

### W GOAL

Rick Nash

### SHOTS BY PERIOD

	1st	2nd	3rd	OT	TOTAL
CANUCKS	25	22	25	-	72
RANGERS	21	24	10	-	55

### RANGERS

Power Play: 3-6 50.0% Penalty Killing: 4-5 80.0%

RANGERS	GP	G	A	P	+/-	PIM	PP	SH
Rick Nash	2	1	3	4	4	0	0	0
Chris Kreider	1	3	0	3	3	4	1	0
Derek Stepan	2	0	2	2	3	0	0	0
Mats Zuccarello	2	0	2	2	E	0	0	0
Derick Brassard	2	0	2	2	-1	0	0	0
Michael Del Zotto	1	1	0	1	E	0	1	0
Martin St. Louis	1	1	0	1	E	0	0	1
Daniel Carcillo	1	1	0	1	1	0	0	0
Benoit Pouliot	2	1	0	1	E	0	1	0
Ryan McDonagh	2	0	1	1	2	0	0	0
Brian Boyle	2	0	1	1	1	7	0	0
Derek Dorsett	2	0	1	1	1	5	0	0
Dan Girardi	2	0	1	1	1	0	0	0
Anton Stralman	2	0	1	1	1	0	0	0
Brad Richards	2	0	1	1	-2	0	0	0
Justin Falk	1	0	0	0	1	0	0	0
Raphael Diaz	1	0	0	0	E	0	0	0
Kevin Klein	1	0	0	0	E	0	0	0
Ryan Callahan	1	0	0	0	-1	0	0	0
Marc Staal	2	0	0	0	1	0	0	0
Carl Hagelin	2	0	0	0	E	2	0	0
Dominic Moore	2	0	0	0	-1	2	0	0

RANGERS	GPI	MIN	W-L-O	GA	SA	SV	GAA	SV%
Henrik Lundqvist	1	60	1-0-0	1	35	34	1.00	.971
Cam Talbot	1	60	1-0-0	2	37	35	2.00	.946



# OTTAWA SENATORS

## 2013.14 SEASON SUMMARY

## 1 WIN

## 1 LOSS

## 0 OT

### AT VANCOUVER

Mar. 2, 2014

Canucks 2

Senators 4

### AT OTTAWA

Nov. 28, 2013

Canucks 5

Senators 2

### GOALS BY PERIOD

	1st	2nd	3rd	OT	TOTAL
CANUCKS	2	4	1	-	7
SENATORS	3	2	1	-	6

### CANUCKS

Power Play: 2-6 33.3% Penalty Killing: 5-6 83.3%

### CANUCKS

	GP	G	A	P	+/-	PIM	PP	SH
Jason Garrison	2	2	1	3	-1	0	2	0
Mike Santorelli	1	1	1	2	3	0	0	0
David Booth	2	1	1	2	2	0	0	0
Daniel Sedin	2	1	1	2	1	0	0	0
Henrik Sedin	2	0	2	2	-1	0	0	0
Dale Weise	1	1	0	1	2	5	0	0
Zack Kassian	2	1	0	1	E	2	0	0
Chris Tanev	2	0	1	1	3	0	0	0
Dan Hamhuis	2	0	1	1	2	2	0	0
Jannik Hansen	2	0	1	1	-2	2	0	0
Zac Dalpe	1	0	0	0	-1	0	0	0
Raphael Diaz	1	0	0	0	-1	0	0	0
Brad Richardson	2	0	0	0	1	4	0	0
Ryan Stanton	2	0	0	0	1	2	0	0
Alex Burrows	2	0	0	0	E	4	0	0
Tom Sestito	2	0	0	0	-1	7	0	0
Ryan Kesler	2	0	0	0	-2	2	0	0
Kevin Bieksa	2	0	0	0	-2	0	0	0
Chris Higgins	2	0	0	0	-2	0	0	0
Alex Edler	2	0	0	0	-3	0	0	0

### CANUCKS

	GPI	MIN	W-L-O	GA	SA	SV	GAA	SV%
Roberto Luongo	1	60	1-0-0	2	39	37	2.00	.949
Eddie Lack	1	59	0-1-0	3	27	24	3.06	.889

### LAST

Last Home Win:

Last Road Win:

Last Shutout:

Last Tie Game:

Last Shootout:

Last Hat Trick:

Most Goals:

Canucks in OT:

Canucks in SO:

### VANCOUVER

Nov. 20/11 (2-1 OT)

Nov. 28/13 (5-2)

Dec. 28/08

Curtis Sanford (3-0)

Mar. 20/98 (1-1 @ OTT)

Dec. 9/05 (3-2 W @ VAN)

None

7 - Jan. 5/94

VAN 7 @ OTT 2

2-0-3

1-0

### OTTAWA

Feb. 4/10 (3-1)

Mar. 2/14 (4-2)

Nov. 20/01

Patrick Lalime (3-0)

None

6 - Feb. 2/97

VAN 4 @ OTT 6

### ATTENDANCE

54,194

### GOALTENDER

Lack/Anderson

### W GOAL

Cody Ceci

### ATTENDANCE

17,931

### GOALTENDER

Luongo/Anderson, Lehner

### W GOAL

Jason Garrison

### SHOTS BY PERIOD

	1st	2nd	3rd	OT	TOTAL
CANUCKS	19	18	22	-	59
SENATORS	21	26	20	-	67

### SENATORS

Power Play: 1-6 16.7% Penalty Killing: 4-6 66.7%

### SENATORS

	GP	G	A	P	+/-	PIM	PP	SH
Clarke MacArthur	2	2	1	3	1	0	0	0
Jason Spezza	2	0	2	2	-1	0	0	0
Cody Ceci	1	1	0	1	2	0	0	0
Colin Greening	2	1	0	1	1	2	0	0
Mika Zibanejad	2	1	0	1	-1	2	0	0
Erik Karlsson	2	1	0	1	-4	0	1	0
Joe Corvo	1	0	1	1	1	0	0	0
Chris Neil	2	0	1	1	1	13	0	0
Eric Gryba	2	0	1	1	1	4	0	0
Zack Smith	2	0	1	1	1	0	0	0
Erik Condra	2	0	1	1	E	0	0	0
Bobby Ryan	2	0	1	1	E	0	0	0
Milan Michalek	2	0	1	1	-1	0	0	0
Marc Methot	2	0	1	1	-3	0	0	0
Patrick Wiercioch	1	0	0	0	1	0	0	0
Mike Hoffman	1	0	0	0	E	0	0	0
Mark Borowicki	1	0	0	0	-1	5	0	0
Derek Grant	1	0	0	0	-1	0	0	0
Chris Phillips	2	0	0	0	3	2	0	0
Kyle Turris	2	0	0	0	1	0	0	0
Cory Conacher	2	0	0	0	-1	2	0	0

### SENATORS

	GPI	MIN	W-L-O	GA	SA	SV	GAA	SV%
Craig Anderson	2	90	1-1-0	6	46	40	4.01	.870
Robin Lehner	1	30	0-0-0	1	13	12	1.98	.923





## 2013.14 SEASON SUMMARY

## 1 WIN

## 0 LOSSES

## 1 OT

### AT VANCOUVER

Dec. 30, 2013 Canucks 3 Flyers 4 (SO)

### AT PHILADELPHIA

Oct. 15, 2013 Canucks 3 Flyers 2

### GOALS BY PERIOD

	1st	2nd	3rd	OT	TOTAL
CANUCKS	1	2	3	0	6
FLYERS	2	2	1	0	5

### CANUCKS

Power Play: 0-5 0.0% Penalty Killing: 4-4 100.0%

### CANUCKS

	GP	G	A	P	+/-	PIM	PP	SH
Henrik Sedin	2	0	3	3	4	0	0	0
Ryan Kesler	2	2	0	2	-2	2	0	0
Jannik Hansen	2	1	1	2	3	0	0	0
Daniel Sedin	2	1	1	2	2	2	0	0
Chris Higgins	2	1	1	2	-2	2	0	0
Dan Hamhuis	2	0	2	2	1	0	0	0
Tom Sestito	2	1	0	1	1	0	0	0
Zac Dalpe	1	0	1	1	1	0	0	0
Chris Tanev	2	0	1	1	1	0	0	0
Jason Garrison	2	0	1	1	E	0	0	0
Frank Corrado	1	0	0	0	1	0	0	0
Jordan Schroeder	1	0	0	0	E	0	0	0
Ryan Stanton	1	0	0	0	E	0	0	0
Zack Kassian	2	0	0	0	E	5	0	0
David Booth	2	0	0	0	E	0	0	0
Brad Richardson	2	0	0	0	E	0	0	0
Yannick Weber	2	0	0	0	E	0	0	0
Kevin Bieksa	2	0	0	0	-1	4	0	0
Dale Weise	2	0	0	0	-1	0	0	0
Mike Santorelli	2	0	0	0	-3	0	0	0

### CANUCKS

	GPI	MIN	W-L-O	GA	SA	SV	GAA	SV%
Roberto Luongo	1	60	1-0-0	2	22	20	2.00	.909
Eddie Lack	1	65	0-0-1	3	27	24	2.77	.889

### LAST

Last Home Win: Dec. 28/10 (6-2)

Last Road Win: Oct. 15/13 (3-2)

Last Shutout: Dec. 3/09

Roberto Luongo (3-0)

Dec. 31/95 (5-5 @ VAN)

Last Shootout: Dec. 30/13 (3-4 L @ VAN)

Last Hat Trick: Stan Smyl

Oct. 31/81

Most Goals: 8 - Oct. 31/81

VAN 8 @ PHI 4

Canucks in OT: 1-4-6

Canucks in SO: 0-1

### PHILADELPHIA

Oct. 12/11 (5-4)

Dec. 30/13 (4-3 SO)

Mar. 4/03

Roman Cechmanek (3-0)

John LeClair

Nov. 29/98

13 - Oct. 13/84

VAN 2 @ PHI 13

### ATTENDANCE

18,910

### GOALTENDER

Lack/Mason

### W GOAL

Vincent Lecavalier (GDG)

### ATTENDANCE

19,588

### GOALTENDER

Luongo/Mason

### W GOAL

Ryan Kesler

### SHOTS BY PERIOD

	1st	2nd	3rd	OT	TOTAL
CANUCKS	20	24	23	2	69
FLYERS	17	13	18	1	49

### FLYERS

Power Play: 0-4 0.0% Penalty Killing: 5-5 100.0%

### FLYERS

	GP	G	A	P	+/-	PIM	PP	SH
Claude Giroux	2	1	2	3	3	0	0	0
Tye McGinn	1	2	0	2	E	0	0	0
Michael Raffl	2	0	2	2	2	0	0	0
Mark Streit	2	1	0	1	3	2	0	0
Brayden Schenn	2	1	0	1	E	2	0	0
Erik Gustafsson	1	0	1	1	1	0	0	0
Scott Hartnell	1	0	1	1	1	0	0	0
Jakub Voracek	2	0	1	1	2	0	0	0
Nicklas Grossmann	2	0	1	1	E	2	0	0
Matt Read	2	0	1	1	-1	0	0	0
Jay Rosehill	1	0	0	0	E	0	0	0
Steve Downie	1	0	0	0	-1	2	0	0
Vincent Lecavalier	1	0	0	0	-1	0	0	0
Maxime Talbot	1	0	0	0	-1	0	0	0
Andrej Meszaros	1	0	0	0	-2	0	0	0
Kimmo Timonen	2	0	0	0	E	2	0	0
Sean Couturier	2	0	0	0	-1	0	0	0
Adam Hall	2	0	0	0	-1	0	0	0
Wayne Simmonds	2	0	0	0	-1	0	0	0
Luke Schenn	2	0	0	0	-2	5	0	0
Zac Rinaldo	2	0	0	0	-2	0	0	0
Braydon Coburn	2	0	0	0	-3	2	0	0

### FLYERS

Steve Mason 2 123 1-1-0 6 69 63 2.93 .913



# PITTSBURGH PENGUINS

## 2013.14 SEASON SUMMARY

## 0 WINS

## 0 LOSSES

## 2 OT

### AT VANCOUVER

Jan. 7, 2014 Canucks 4 Penguins 5 (SO)

### AT PITTSBURGH

Oct. 19, 2013 Canucks 3 Penguins 4 (SO)

### GOALS BY PERIOD

	1st	2nd	3rd	OT	TOTAL
CANUCKS	1	2	4	0	7
PENGUINS	2	2	3	0	7

### CANUCKS

Power Play: 0-3 0.0% Penalty Killing: 5-6 83.3%

### CANUCKS

	GP	G	A	P	+/-	PIM	PP	SH
Kevin Bieksa	2	0	4	4	3	0	0	0
Zack Kassian	2	2	1	3	2	0	0	0
Chris Higgins	2	1	1	2	E	2	0	0
Alex Edler	1	1	0	1	-1	0	0	0
Jason Garrison	2	1	0	1	E	4	0	0
Brad Richardson	2	1	0	1	E	0	0	0
Chris Tanev	2	1	0	1	-1	0	0	0
David Booth	1	0	1	1	0	0	0	0
Yannick Weber	1	0	1	1	1	0	0	0
Dale Weise	1	0	1	1	1	0	0	0
Henrik Sedin	2	0	1	1	E	0	0	0
Dan Hamhuis	2	0	1	1	-1	0	0	0
Jannik Hansen	2	0	1	1	-1	0	0	0
Ryan Stanton	1	0	0	0	1	0	0	0
Jordan Schroeder	1	0	0	0	E	2	0	0
Frank Corrado	1	0	0	0	E	0	0	0
Zac Dalpe	1	0	0	0	E	0	0	0
Benn Ferriero	1	0	0	0	E	0	0	0
Darren Archibald	1	0	0	0	-1	0	0	0
Mike Santorelli	2	0	0	0	1	0	0	0
Daniel Sedin	2	0	0	0	1	0	0	0
Tom Sestito	2	0	0	0	E	7	0	0
Ryan Kesler	2	0	0	0	-1	0	0	0

### CANUCKS

	GPI	MIN	W-L-O	GA	SA	SV	GAA	SV%
Roberto Luongo	1	65	0-0-1	3	28	25	2.77	.893
Eddie Lack	1	65	0-0-1	4	35	31	3.69	.886

### LAST

Last Home Win:	Jan. 16/10 (6-2)	PITTSBURGH
Last Road Win:	Nov. 22/08 (3-1)	Oct. 19/13 (4-3 SO)
Last Shutout:	Feb. 17/88	Jan. 7/14 (5-4 SO)
	Kirk McLean (5-0)	Feb. 14/00
	Oct. 30/98 (2-2 @ VAN)	J-S. Aubin (3-0)
Last Tie Game:	Jan. 7/14 (4-5 L @ VAN)	
Last Shootout:	Markus Naslund (4 goals)	Mario Lemieux
Last Hat Trick:	Dec. 9/03	Jan. 23/87
Most Goals:	10 - Dec. 19/80	9 - Three Times
	VAN 10 @ PIT 4	
Canucks in OT:	1-3-7	
Canucks in SO:	0-4	

### ATTENDANCE

18,910

### GOALTENDER

Lack/Fleury

### W GOAL

Sidney Crosby (GDG)

### ATTENDANCE

18,657

### GOALTENDER

Luongo/Fleury

### W GOAL

Evgeni Malkin (GDG)

### SHOTS BY PERIOD

	1st	2nd	3rd	OT	TOTAL
CANUCKS	23	23	17	2	65
PENGUINS	18	15	24	6	63

### PENGUINS

Power Play: 1-6 16.7% Penalty Killing: 3-3 100.0%

### PENGUINS

	GP	G	A	P	+/-	PIM	PP	SH
Sidney Crosby	2	2	3	5	1	0	0	0
Chris Kunitz	2	1	3	4	3	0	1	0
Olli Maatta	2	1	1	2	2	0	0	0
Evgeni Malkin	2	1	1	2	2	2	0	0
Jussi Jokinen	2	0	2	2	2	0	0	0
Kris Letang	1	1	0	1	1	0	0	0
Brian Gibbons	1	1	0	1	-1	0	0	0
James Neal	1	0	1	1	2	0	0	0
Pascal Dupuis	1	0	1	1	E	0	0	0
Robert Bortuzzo	1	0	0	0	1	0	0	0
Chuck Kobasew	1	0	0	0	E	0	0	0
Taylor Pyatt	1	0	0	0	-1	2	0	0
Chris Conner	1	0	0	0	-1	0	0	0
Paul Martin	1	0	0	0	-1	0	0	0
Simon Despres	1	0	0	0	-2	2	0	0
Matt Niskanen	2	0	0	0	E	0	0	0
Brandon Sutter	2	0	0	0	E	0	0	0
Deryk Engelland	2	0	0	0	-1	5	0	0
Craig Adams	2	0	0	0	-1	0	0	0
Tanner Glass	2	0	0	0	-2	0	0	0
Rob Scuderi	2	0	0	0	-2	0	0	0
Joe Vitale	2	0	0	0	-2	0	0	0
Brooks Orpik	2	0	0	0	-3	0	0	0

### PENGUINS

PERSONS	GPI	MIN	W-L-O	GA	SA	SV	GAA	SV%
Marc-Andre Fleury 2	129	2-0-0	7	65	58	3.26	.892	



## 2013.14 SEASON SUMMARY

3 WINS

0 LOSSES

0 OT

## AT VANCOUVER

Feb. 26, 2014

Canucks 1

Blues 0

Jan. 10, 2014

Canucks 2

Blues 1

## AT ST. LOUIS

Oct. 25, 2013

Canucks 3

Blues 2 (OT)

## GOALS BY PERIOD

	1st	2nd	3rd	OT	TOTAL
CANUCKS	1	2	2	1	6
BLUES	0	2	1	0	3

## CANUCKS

Power Play: 1-9 11.1% Penalty Killing: 5-6 83.3%

## CANUCKS

	GP	G	A	P	+/-	PIM	PP	SH
Mike Santorelli	2	1	2	3	2	0	0	0
Ryan Kesler	2	2	0	2	1	0	1	0
Henrik Sedin	3	0	2	2	E	2	0	0
Daniel Sedin	3	0	2	2	E	12	0	0
Jannik Hansen	2	1	0	1	1	0	0	0
Zac Dalpe	2	1	0	1	E	0	0	0
Chris Higgins	3	1	0	1	1	0	0	0
Jason Garrison	3	0	1	1	3	2	0	0
Brad Richardson	3	0	1	1	1	0	0	0
Tom Sestito	3	0	1	1	1	7	0	0
Dale Weise	1	0	0	0	1	2	0	0
Kellan Lain	1	0	0	0	1	0	0	0
David Booth	1	0	0	0	E	0	0	0
Alex Burrows	1	0	0	0	E	0	0	0
Frank Corrado	1	0	0	0	E	0	0	0
Raphael Diaz	1	0	0	0	E	0	0	0
Pascal Pelletier	1	0	0	0	E	0	0	0
Jordan Schroeder	1	0	0	0	E	0	0	0
Jeremy Welsh	1	0	0	0	E	0	0	0
Darren Archibald	2	0	0	0	1	0	0	0
Alex Edler	2	0	0	0	1	0	0	0
Ryan Stanton	2	0	0	0	1	0	0	0
Yannick Weber	2	0	0	0	E	0	0	0
Chris Tanev	2	0	0	0	-1	0	0	0
Kevin Bieksa	3	0	0	0	1	2	0	0
Dan Hamhuis	3	0	0	0	E	0	0	0
Zack Kassian	3	0	0	0	E	7	0	0

## CANUCKS

GPI MIN W-L-O GA SA SV GAA SV%

Eddie Lack 3 185 3-0-0 3 75 72 0.97 .960

## LAST

**VANCOUVER**  
 Last Home Win: Feb. 26/14 (1-0)  
 Last Road Win: Oct. 25/13 (3-2 OT)  
 Last Shutout: Feb. 26/14  
 Eddie Lack (1-0)  
 Last Tie Game: Mar. 13/03 (4-4 @ VAN)  
 Last Shootout: Apr. 16/13 (2-1 L @ VAN)  
 Last Hat Trick: Alexander Mogilny  
 Dec. 15/96  
 Most Goals: 8 – Four times

Canucks in OT: 8-10

Canucks in SO: 2-2

## ST. LOUIS

Apr. 16/13 (2-1 SO)  
 Feb. 13/13 (4-3 SO)  
 Oct. 26/11  
 Brian Elliott (3-0)

Brett Hull  
 Mar. 2/92  
 9 – Feb. 7/81  
 VAN 2 @ STL 9

## ATTENDANCE

18,910

18,910

## GOALTENDER

Lack/Halak

Lack/Elliott

## W GOAL

Jannik Hansen

Mike Santorelli

## ATTENDANCE

17,604

## GOALTENDER

Lack/Halak

## W GOAL

Ryan Kesler

## SHOTS BY PERIOD

	1st	2nd	3rd	OT	TOTAL
CANUCKS	26	28	21	3	78
BLUES	23	27	21	4	75

## BLUES

Power Play: 1-6 16.7% Penalty Killing: 8-9 88.9%

## BLUES

	GP	G	A	P	+/-	PIM	PP	SH
Alexander Steen	2	1	1	2	1	4	1	0
Kevin Shattenkirk	3	0	2	2	-1	0	0	0
Vladimir Sobotka	2	1	0	1	E	0	0	0
Alex Pietrangolo	3	1	0	1	E	0	0	0
Patrik Berglund	3	0	1	1	E	2	0	0
Jay Bouwmeester	3	0	1	1	E	2	0	0
T.J. Oshie	3	0	1	1	E	0	0	0
Ian Cole	1	0	0	0	E	0	0	0
Dmitrij Jaskin	1	0	0	0	E	0	0	0
Carlo Colaiacovo	1	0	0	0	-1	0	0	0
Maxim Lapierre	2	0	0	0	-1	0	0	0
Jordan Leopold	2	0	0	0	-1	0	0	0
Magnus Paajarvi	2	0	0	0	-1	0	0	0
Roman Polak	2	0	0	0	-2	0	0	0
Chris Stewart	3	0	0	0	1	7	0	0
David Backes	3	0	0	0	E	12	0	0
Jaden Schwartz	3	0	0	0	E	0	0	0
Vladimir Tarasenko	3	0	0	0	-1	0	0	0
Ryan Reaves	3	0	0	0	-2	9	0	0
Barret Jackman	3	0	0	0	-2	0	0	0
Derek Roy	3	0	0	0	-2	0	0	0
Brenden Morrow	3	0	0	0	-3	2	0	0

## BLUES

GPI MIN W-L-O GA SA SV GAA SV%

Jaroslav Halak 2 123 0-1-1 4 56 52 1.95 .929

Brian Elliott 1 59 0-1-0 2 22 20 2.04 .909



# SAN JOSE SHARKS

## 2013.14 SEASON SUMMARY

## 1 WIN

## 2 LOSSES

## 1 OT

### AT VANCOUVER

Nov. 14, 2013	Canucks 1	Sharks 2 (OT)
Oct. 10, 2013	Canucks 1	Sharks 4

### AT SAN JOSE

Nov. 7, 2013	Canucks 4	Sharks 2
Oct. 3, 2013	Canucks 1	Sharks 4

GOALS BY PERIOD	1st	2nd	3rd	OT	TOTAL
CANUCKS	4	3	0	0	7
SHARKS	4	3	4	1	12

### CANUCKS

Power Play: 2-12	16.7%	Penalty Killing: 17-18	94.4%
------------------	-------	------------------------	-------

CANUCKS	GP	G	A	P	+/-	PIM	PP	SH
Kevin Bieksa	4	1	2	3	E	7	1	0
Alex Burrows	3	0	3	3	E	2	0	0
Mike Santorelli	4	2	0	2	-3	0	0	0
Chris Higgins	4	1	1	2	-2	0	0	0
Henrik Sedin	4	0	2	2	-1	2	0	0
Ryan Stanton	4	0	2	2	-1	5	0	0
Zack Kassian	2	1	0	1	1	0	0	0
Brad Richardson	4	1	0	1	-2	4	0	0
Jason Garrison	4	1	0	1	-3	6	1	0
Darren Archibald	1	0	1	1	1	0	0	0
Daniel Sedin	4	0	1	1	-1	4	0	0
Chris Tanev	4	0	1	1	-3	0	0	0
Yannick Weber	1	0	0	0	-1	0	0	0
Jeremy Welsh	2	0	0	0	E	0	0	0
Dale Weise	2	0	0	0	-2	2	0	0
Jannik Hansen	2	0	0	0	-3	2	0	0
David Booth	3	0	0	0	E	2	0	0
Tom Sestito	4	0	0	0	-1	2	0	0
Zac Dalpe	4	0	0	0	-1	0	0	0
Dan Hamhuis	4	0	0	0	-2	0	0	0
Alex Edler	4	0	0	0	-3	4	0	0
Ryan Kesler	4	0	0	0	-4	6	0	0

CANUCKS	GPI	MIN	W-L-O	GA	SA	SV	GAA	SV%
Roberto Luongo	4	241	1-2-1	11	117	106	2.73	.906

### LAST

Last Home Win:	Jan. 21/12 (4-3)
Last Road Win:	Nov. 7/13 (4-2)
Last Shutout:	Feb. 8/01
	Bob Essensa (0-0)
Last Tie Game:	Feb. 8/01 (0-0 @ VAN)
Last Shootout:	Mar. 5/13 (2-3 L @ VAN)
Last Hat Trick:	Markus Naslund
	Oct. 21/02
Most Goals:	8 – Twice
Canucks in OT:	5-3-13
Canucks in SO:	1-3

### SAN JOSE

Oct. 3/13 (4-1)
Nov. 14/13 (2-1 OT)
Dec. 23/08
Evgeni Nabokov (5-0)
Vincent Damphousse
Apr. 3/99
7 – Four times

### ATTENDANCE

18,910
18,910

### GOALTENDER

Luongo/Niemi
Luongo/Niemi

### W GOAL

Dan Boyle
Matt Pelech

### ATTENDANCE

17,562
17,562

### GOALTENDER

Luongo/Stalock, Niemi
Luongo/Niemi

### W GOAL

Chris Higgins
Justin Braun

SHOTS BY PERIOD	1st	2nd	3rd	OT	TOTAL
CANUCKS	36	55	26	0	117
SHARKS	40	35	40	3	118

### SHARKS

Power Play: 1-18	5.6%	Penalty Killing: 10-12	83.3%
------------------	------	------------------------	-------

SHARKS	GP	G	A	P	+/-	PIM	PP	SH
Joe Thornton	4	1	4	5	3	0	0	0
Logan Couture	4	0	5	5	5	0	0	0
Brent Burns	2	2	1	3	3	4	0	0
Tomas Hertl	4	1	2	3	2	0	0	0
Patrick Marleau	4	2	0	2	4	0	0	0
Dan Boyle	4	1	1	2	2	2	1	0
Marc-Edouard Vlasic	4	1	1	2	3	0	0	0
Tommy Wingels	4	1	1	2	-1	4	0	0
Andrew Desjardins	4	0	2	2	3	10	0	0
James Sheppard	4	0	2	2	2	2	0	0
Mike Brown	1	1	0	1	1	0	0	0
Matt Pelech	2	1	0	1	1	2	0	0
Justin Braun	4	1	0	1	2	2	0	0
Tyler Kennedy	4	0	1	1	2	0	0	0
Joe Pavelski	4	0	1	1	-1	4	0	0
John McCarthy	1	0	0	0	E	0	0	0
Brad Stuart	2	0	0	0	1	2	0	0
Matt Irwin	2	0	0	0	1	0	0	0
Marty Havlat	2	0	0	0	-1	0	0	0
Jason Demers	4	0	0	0	1	2	0	0
Scott Hannan	4	0	0	0	1	2	0	0
Matthew Nieto	4	0	0	0	-3	2	0	0

SHARKS	GPI	MIN	W-L-O	GA	SA	SV	GAA	SV%
Antti Niemi	4	207	3-1-0	7	96	89	2.02	.927
Alex Stalock	1	33	0-0-0	0	21	21	0.00	1.000



## 2013.14 SEASON SUMMARY

## 0 WINS

## 2 LOSSES

## 0 OT

### AT VANCOUVER

Jan. 1, 2014 Canucks 2 Lightning 4

### AT TAMPA BAY

Mar. 17, 2014 Canucks 3 Lightning 4

### GOALS BY PERIOD

	1st	2nd	3rd	OT	TOTAL
CANUCKS	0	2	3	-	5
LIGHTNING	1	5	2	-	8

### CANUCKS

Power Play: 1-5 20.0% Penalty Killing: 5-7 71.4%

### CANUCKS

	GP	G	A	P	+/-	PIM	PP	SH
Alex Burrows	1	2	1	3	1	0	1	0
Zac Dalpe	2	1	0	1	1	0	0	0
Jannik Hansen	2	1	0	1	E	0	0	1
Brad Richardson	1	1	0	1	E	0	0	0
Alex Edler	1	0	1	1	1	2	0	0
Nicklas Jensen	1	0	1	1	1	0	0	0
Dale Weise	1	0	1	1	1	0	0	0
Henrik Sedin	2	0	1	1	1	4	0	0
Tom Sestito	2	0	1	1	1	0	0	0
Kevin Bieksa	2	0	1	1	E	2	0	0
Chris Higgins	2	0	1	1	-3	2	0	0
Frank Corrado	1	0	0	0	E	0	0	0
Daniel Sedin	1	0	0	0	E	0	0	0
Ryan Kesler	1	0	0	0	-1	0	0	0
Jordan Schroeder	1	0	0	0	-1	0	0	0
Ryan Stanton	1	0	0	0	-1	0	0	0
Shawn Matthias	1	0	0	0	-2	0	0	0
Mike Santorelli	1	0	0	0	-2	0	0	0
Chris Tanev	2	0	0	0	E	0	0	0
Dan Hamhuis	2	0	0	0	-1	0	0	0
Zack Kassian	2	0	0	0	-1	4	0	0
Yannick Weber	2	0	0	0	-1	2	0	0
David Booth	2	0	0	0	-2	0	0	0
Jason Garrison	2	0	0	0	-2	0	0	0

### CANUCKS

Eddie Lack 2 116 0-2-0 8 63 55 4.13 .873

### LAST

Last Home Win: Feb. 27/09 (2-1)  
 Last Road Win: Jan. 10/12 (5-4 SO)  
 Last Shutout: Jan. 4/93  
 Kirk McLean (7-0 @ VAN)  
 Last Tie Game: Dec. 10/01 (1-1 @ VAN)  
 Last Shootout: Jan. 10/12 (5-4 W @ TB)  
 Last Hat Trick: Alexander Mogilny  
 Jan. 6/96  
 Most Goals: 9 - Jan. 6/96  
 VAN 9 vs TB 2  
 Canucks in OT: 2-2-3  
 Canucks in SO: 1-0

### TAMPA BAY

Mar. 17/14 (4-3)  
 Jan. 1/14 (4-2)  
 None  
 None  
 None  
 5 - Three Times

### ATTENDANCE

18,910

### GOALTENDER

Lack/Bishop

### W GOAL

Nikita Kucherov

### ATTENDANCE

19,204

### GOALTENDER

Lack/Bishop

### W GOAL

Tom Pyatt

### SHOTS BY PERIOD

	1st	2nd	3rd	OT	TOTAL
CANUCKS	18	17	23	-	58
LIGHTNING	21	27	15	-	63

### LIGHTNING

Power Play: 2-7 28.6% Penalty Killing: 4-5 80.0%

### LIGHTNING

	GP	G	A	P	+/-	PIM	PP	SH
Valtteri Filppula	2	2	1	3	1	2	0	0
Ondrej Palat	2	1	2	3	3	0	0	0
Steven Stamkos	1	1	1	2	E	0	1	0
Alex Killorn	2	1	1	2	2	0	0	0
Victor Hedman	2	0	2	2	3	0	0	0
Matthew Carle	2	0	2	2	E	2	0	0
Nikita Kucherov	1	1	0	1	E	0	1	0
Tom Pyatt	1	1	0	1	E	2	0	0
Tyler Johnson	2	1	0	1	2	0	0	0
Mark Barberio	1	0	1	1	E	0	0	0
Ryan Callahan	1	0	1	1	-1	0	0	0
Teddy Purcell	2	0	1	1	2	0	0	0
J.T. Brown	2	0	1	1	E	0	0	0
Radko Gudas	2	0	1	1	-1	4	0	0
Sami Salo	1	0	0	0	2	0	0	0
Andrej Sustr	1	0	0	0	2	0	0	0
Martin St. Louis	1	0	0	0	1	0	0	0
Jean-Philippe Cote	1	0	0	0	E	2	0	0
B.J. Crombeen	1	0	0	0	E	0	0	0
Michael Kostka	1	0	0	0	-1	0	0	0
Richard Panik	1	0	0	0	-2	0	0	0
Eric Brewer	2	0	0	0	-1	0	0	0
Nate Thompson	2	0	0	0	-1	0	0	0
Ryan Malone	2	0	0	0	-2	0	0	0

### LIGHTNING

Ben Bishop 2 120 2-0-0 5 58 53 2.50 .914





# TORONTO MAPLE LEAFS

## 2013.14 SEASON SUMMARY

## 1 WIN

## 1 LOSS

## 0 OT

### AT VANCOUVER

Nov. 2, 2013 Canucks 4 Maple Leafs 0

### AT TORONTO

Feb. 8, 2014 Canucks 1 Maple Leafs 3

### GOALS BY PERIOD

	1st	2nd	3rd	OT	TOTAL
CANUCKS	2	2	1	-	5
MAPLE LEAFS	0	0	3	-	3

### CANUCKS

Power Play: 1-11 91% Penalty Killing: 7-7 100.0%

CANUCKS	GP	G	A	P	+/-	PIM	PP	SH
Chris Higgins	2	1	1	2	E	2	0	0
Ryan Kesler	2	1	1	2	E	0	0	0
Alex Edler	2	0	2	2	E	4	0	0
Brad Richardson	2	0	2	2	E	0	0	0
Dan Hamhuis	2	1	0	1	1	0	0	0
Daniel Sedin	2	1	0	1	E	0	1	0
Darren Archibald	1	0	1	1	2	0	0	0
Chris Tanev	1	0	1	1	2	0	0	0
Mike Santorelli	1	0	1	1	1	0	0	0
Henrik Sedin	1	0	1	1	E	0	0	0
Jeremy Welsh	1	0	0	0	1	2	0	0
Kevin Bieksa	1	0	0	0	1	2	0	0
Kellan Lain	1	0	0	0	E	2	0	0
Zac Dalpe	1	0	0	0	E	0	0	0
Jannik Hansen	1	0	0	0	E	0	0	0
Jordan Schroeder	1	0	0	0	E	0	0	0
Yannick Weber	1	0	0	0	E	0	0	0
David Booth	1	0	0	0	-1	0	0	0
Frank Corrado	1	0	0	0	-1	0	0	0
Raphael Diaz	1	0	0	0	-1	0	0	0
Alex Burrows	2	0	0	0	1	9	0	0
Ryan Stanton	2	0	0	0	1	4	0	0
Tom Sestito	2	0	0	0	E	15	0	0
Jason Garrison	2	0	0	0	-1	0	0	0

CANUCKS	GPI	MIN	W-L-O	GA	SA	SV	GAA	SV%
Roberto Luongo	2	118	1-1-0	3	45	42	1.52	.933

### LAST

Last Home Win:	Nov. 2/13 (4-0)	TORONTO	Feb. 8/14 (3-1)
Last Road Win:	Dec. 17/11 (5-3)		Nov. 22/03 (5-3)
Last Shutout:	Nov. 2/13		Mar. 15/03
	Roberto Luongo (4-0)		Ed Belfour (1-0)
Last Tie Game:	Mar. 8/03 (3-3 @ TOR)		
Last Shootout:	Feb. 21/09 (3-2 W @ TOR)		
Last Hat Trick:	Markus Naslund	Rick Vaive	
	Oct. 18/01	Feb. 18/87	
Most Goals:	8 - Twice	8 - Twice	
Canucks in OT:	2-3-13		
Canucks in SO:	1-0		

### ATTENDANCE

18,910 Luongo/Reimer

### W GOAL

Daniel Sedin

### ATTENDANCE

19,662 Luongo/Bernier

### W GOAL

Phil Kessel

### SHOTS BY PERIOD

	1st	2nd	3rd	OT	TOTAL
CANUCKS	30	25	36	-	80
MAPLE LEAFS	30	28	26	-	45

### MAPLE LEAFS

Power Play: 0-7 0.0% Penalty Killing: 10-11 90.9%

MAPLE LEAFS	GP	G	A	P	+/-	PIM	PP	SH
Phil Kessel	2	1	1	2	1	9	0	0
Tyler Bozak	1	0	2	2	2	0	0	0
James van Riemsdyk	2	1	0	1	1	2	0	0
Mason Raymond	2	1	0	1	E	2	0	0
Troy Bodie	1	0	1	1	1	0	0	0
Tim Gleason	1	0	1	1	E	0	0	0
Nikolai Kulemin	2	0	1	1	E	0	0	0
Colton Orr	1	0	0	0	E	15	0	0
Trevor Smith	1	0	0	0	E	0	0	0
Dave Bolland	1	0	0	0	-1	0	0	0
Carl Gunnarsson	2	0	0	0	1	0	0	0
Dion Phaneuf	2	0	0	0	1	0	0	0
Frazer McLaren	2	0	0	0	E	6	0	0
Paul Ranger	2	0	0	0	E	4	0	0
Jay McClement	2	0	0	0	E	0	0	0
Cody Franson	2	0	0	0	-1	0	0	0
Jake Gardiner	2	0	0	0	-1	0	0	0
Morgan Rielly	2	0	0	0	-2	0	0	0
Nazem Kadri	2	0	0	0	-2	4	0	0
Joffrey Lupul	2	0	0	0	-2	4	0	0
David Clarkson	2	0	0	0	-2	14	0	0

MAPLE LEAFS	GPI	MIN	W-L-O	GA	SA	SV	GAA	SV%
Jonathan Bernier	1	60	1-0-0	1	33	32	1.00	.970
James Reimer	1	60	0-1-0	4	47	43	4.00	.915



## 2013.14 SEASON SUMMARY

## 1 WIN

## 1 LOSS

## 0 OT

### AT VANCOUVER

Oct. 28, 2013

Canucks 3

Capitals 2

### AT WASHINGTON

Mar. 14, 2014

Canucks 3

Capitals 4

### GOALS BY PERIOD

	1st	2nd	3rd	OT	TOTAL
CANUCKS	2	0	4	-	6
CAPITALS	2	2	2	-	6

### CANUCKS

Power Play: 0-9 0.0% Penalty Killing: 5-6 83.3%

CANUCKS	GP	G	A	P	+/-	PIM	PP	SH
Chris Higgins	2	0	3	3	2	0	0	0
Chris Tanev	2	0	3	3	3	0	0	0
Zack Kassian	2	1	1	2	E	2	0	0
Daniel Sedin	1	1	1	2	2	0	0	0
Nicklas Jensen	1	1	0	1	1	0	0	0
Ryan Kesler	1	1	0	1	1	0	0	0
Shawn Matthias	1	1	0	1	E	0	0	0
Jordan Schroeder	1	1	0	1	E	0	0	0
Henrik Sedin	2	0	1	1	3	0	0	0
Kevin Bieksa	2	0	1	1	-1	2	0	0
Ryan Stanton	2	0	1	1	-2	2	0	0
Jeremy Welsh	1	0	0	0	1	0	0	0
Darren Archibald	1	0	0	0	E	0	0	0
David Booth	1	0	0	0	E	0	0	0
Mike Santorelli	1	0	0	0	E	0	0	0
Zac Dalpe	1	0	0	0	-1	2	0	0
Jannik Hansen	1	0	0	0	-1	0	0	0
Brad Richardson	1	0	0	0	-2	0	0	0
Dan Hamhuis	2	0	0	0	3	0	0	0
Alex Burrows	2	0	0	0	E	2	0	0
Alex Edler	2	0	0	0	E	2	0	0
Yannick Weber	2	0	0	0	E	0	0	0
Jason Garrison	2	0	0	0	-1	0	0	0
Tom Sestito	2	0	0	0	-3	4	0	0

### CANUCKS GPI MIN W-L-O GA SA SV GAA SV%

Roberto Luongo	1	60	1-0-0	2	19	17	2.00	.895
Eddie Lack	1	59	0-1-0	4	21	17	4.10	.810

### LAST

Last Home Win:

Oct. 28/13 (3-2)

Last Road Win:

Jan. 14/11 (4-2)

Last Shutout:

Mar. 23/03

Alex Auld (6-0)

Last Tie Game:

Feb. 10/96 (4-4 @ VAN)

Last Shootout:

Oct. 27/06 (3-2 W @ VAN)

Last Hat Trick:

Don Lever

Feb. 1/75

Most Goals:

7 - Three times

Canucks in OT:

0-4-6

Canucks in SO:

1-0

### WASHINGTON

Mar. 14/14 (4-3)

Feb. 14/01 (4-3 OT)

Mar. 12/96

Jim Carey (9-0)

Mike Gartner

Feb. 20/87

9 - Mar. 12/96

VAN 0 at WSH 9

### ATTENDANCE

18,910

### GOALTENDER

Luongo/Neuvirth

### W GOAL

Daniel Sedin

### ATTENDANCE

18,506

### GOALTENDER

Lack/Halak

### W GOAL

Mike Green

### SHOTS BY PERIOD

	1st	2nd	3rd	OT	TOTAL
CANUCKS	24	27	31	-	82
CAPITALS	21	9	10	-	40

### CAPITALS

Power Play: 1-6 16.7% Penalty Killing: 9-9 100.0%

CAPITALS	GP	G	A	P	+/-	PIM	PP	SH
Jason Chimera	2	1	2	3	1	2	0	0
Evgeny Kuznetsov	1	0	3	3	2	0	0	0
Mike Green	2	1	1	2	E	2	0	0
Joel Ward	2	1	1	2	2	2	0	0
Alex Ovechkin	2	1	0	1	-4	2	1	0
Tom Wilson	2	1	0	1	2	2	0	0
Mikhail Grabovski	1	1	0	1	1	0	0	0
Nicklas Backstrom	2	0	1	1	-2	4	0	0
John Carlson	2	0	1	1	-2	0	0	0
Eric Fehr	2	0	1	1	-1	0	0	0
Jay Beagle	1	0	1	1	E	4	0	0
Nate Schmidt	1	0	1	1	E	0	0	0
Karl Alzner	2	0	0	0	-3	0	0	0
Troy Brouwer	2	0	0	0	E	0	0	0
Marcus Johansson	2	0	0	0	-3	0	0	0
Brooks Laich	2	0	0	0	-1	0	0	0
Connor Carrick	1	0	0	0	E	0	0	0
Martin Erat	1	0	0	0	E	0	0	0
Jack Hillen	1	0	0	0	2	0	0	0
Steve Olesky	1	0	0	0	1	2	0	0
Dmitry Orlov	1	0	0	0	-1	0	0	0
Dustin Penner	1	0	0	0	E	0	0	0
Alexander Urbom	1	0	0	0	1	0	0	0
Aaron Volpatti	1	0	0	0	E	2	0	0

### CAPITALS GPI MIN W-L-O GA SA SV GAA SV%

Jaroslav Halak	1	60	1-0-0	3	41	38	3.00	.927
Michal Neuvirth	1	59	0-1-0	3	41	38	3.03	.927



## 2013.14 SEASON SUMMARY

## 2 WINS

## 1 LOSS

## 0 OT

### AT VANCOUVER

Dec. 22, 2013 Canucks 2 Jets 1

### AT WINNIPEG

Mar. 12, 2014 Canucks 3 Jets 2 (SO)

Jan. 31, 2014 Canucks 3 Jets 4

### GOALS BY PERIOD

	1st	2nd	3rd	OT	TOTAL
CANUCKS	2	2	3	0	7
JETS	2	3	2	0	7

### CANUCKS

Power Play: 2-10 20.0% Penalty Killing: 7-8 87.5%

### CANUCKS

	GP	G	A	P	+/-	PIM	PP	SH
Alex Burrows	2	2	1	3	E	4	0	0
Ryan Kesler	3	1	2	3	E	0	0	0
Jason Garrison	3	1	1	2	2	0	0	0
Alex Edler	2	1	0	1	-2	4	1	0
Brad Richardson	2	1	0	1	-1	0	1	0
Chris Tanev	2	1	0	1	1	0	0	0
Zack Kassian	2	0	1	1	3	0	0	0
Jordan Schroeder	2	0	1	1	E	0	0	0
Ryan Stanton	2	0	1	1	-1	0	0	0
Dan Hamhuis	3	0	1	1	1	0	0	0
Jannik Hansen	3	0	1	1	E	0	0	0
David Booth	3	0	1	1	-1	2	0	0
Nicklas Jensen	1	0	0	0	E	2	0	0
Kellan Lain	1	0	0	0	E	2	0	0
Andrew Alberts	1	0	0	0	E	0	0	0
Shawn Matthias	1	0	0	0	E	0	0	0
Mike Santorelli	1	0	0	0	E	0	0	0
Darren Archibald	1	0	0	0	-1	0	0	0
Frank Corrado	1	0	0	0	-2	0	0	0
Daniel Sedin	2	0	0	0	1	2	0	0
Tom Sestito	2	0	0	0	E	10	0	0
Kevin Bieksa	2	0	0	0	E	0	0	0
Zac Dalpe	2	0	0	0	E	0	0	0
Henrik Sedin	2	0	0	0	E	0	0	0
Dale Weise	2	0	0	0	-1	0	0	0
Yannick Weber	3	0	0	0	-1	0	0	0
Chris Higgins	3	0	0	0	-3	0	0	0

CANUCKS	GPI	MIN	W-L-O	GA	SA	SV	GAA	SV%
Eddie Lack	3	168	2-1-0	7	84	77	2.50	.917
Roberto Luongo	1	16	0-0-0	0	6	6	0.00	1.000

### LAST

Last Home Win: Dec. 22/13 (2-1)  
 Last Road Win: Mar. 12/14 (3-2 SO)  
 Last Shutout: Feb. 25/03  
 Dan Cloutier (8-0)  
 Last Tie Game: Oct. 27/00 (1-1 @ VAN)  
 Last Shootout: Mar. 12/14 (3-2 W @ WPG)  
 Last Hat Trick: Daniel Sedin  
 Dec. 10/09  
 Dean Sylvester  
 Nov. 22/99  
 Most Goals: 8 - Feb. 25/03  
 VAN 8 vs ATL 0  
 VAN 3 @ ATL 6  
 Canucks in OT: 0-0-3  
 Canucks in SO: 1-1

### ATTENDANCE

18,910

### GOALTENDER

Luongo, Lack/Pavelec

### W GOAL

Chris Tanev

### ATTENDANCE

15,004

### GOALTENDER

Lack/Pavelec

### W GOAL

Chris Higgins (GDG)

Devin Setoguchi

### SHOTS BY PERIOD

	1st	2nd	3rd	OT	TOTAL
CANUCKS	29	28	23	4	84
JETS	31	28	29	2	90

### JETS

Power Play: 1-8 12.5% Penalty Killing: 8-10 80.0%


### JETS

	GP	G	A	P	+/-	PIM	PP	SH
Andrew Ladd	3	1	2	3	1	2	0	0
Michael Frolik	3	2	0	2	1	0	0	0
Devin Setoguchi	3	2	0	2	E	0	0	0
Mark Scheifele	2	0	2	2	1	2	0	0
Jacob Trouba	3	0	2	2	2	2	0	0
Bryan Little	3	0	2	2	E	4	0	0
Evander Kane	2	1	0	1	-2	4	1	0
Zach Bogosian	3	1	0	1	-1	0	0	0
Keaton Ellerby	2	0	1	1	-1	0	0	0
Olli Jokinen	3	0	1	1	1	2	0	0
Dustin Byfuglien	3	0	1	1	1	0	0	0
Blake Wheeler	3	0	1	1	1	0	0	0
Tobias Enstrom	3	0	1	1	E	0	0	0
Jim Slater	1	0	0	0	E	2	0	0
Eric Tangradi	1	0	0	0	E	0	0	0
Eric O'Dell	2	0	0	0	E	2	0	0
James Wright	2	0	0	0	E	0	0	0
Mark Stuart	3	0	0	0	2	0	0	0
Anthony Peluso	3	0	0	0	E	10	0	0
Chris Thorburn	3	0	0	0	E	2	0	0
Adam Pardy	3	0	0	0	E	0	0	0

### JETS

Ondrej Pavelec 3 183 1-1-1 7 84 77 2.29 .917





# HISTORY

# 1970.71 SEASON RECORD

## EAST DIVISION FINISH

6th (56 Points)

## COACH

Hal Laycoe

## GM

Norman Robert Poile

## CAPTAIN

Orland Kurtenbach

## SCORING

Player	GP	G	A	PTS	PIM
Boudrias	77	25	41	66	16
Maki	78	25	38	63	99
Paement	78	34	28	62	152
M. Hall	77	21	38	59	22
Tallon	78	14	42	56	58
Kurtenbach	52	21	32	53	84
Corrigan	76	21	28	49	103
Cullen	70	12	21	33	42
Popiel	78	10	22	32	61
Taylor	56	11	16	27	53
Johnson	66	15	11	26	16
Wilkins	70	5	18	23	131
Quinn	76	2	11	13	149
Doak	77	2	10	12	112
Schmautz	26	5	5	10	14
Rizzuto	37	3	4	7	16
Seguin	25	0	5	5	46

Player	GP	G	A	PTS	PIM
Schella	38	0	5	5	58
Lunde	20	1	3	4	2
Hatoum	26	1	3	4	21
Wiste	23	1	2	3	0
Young	11	0	2	2	25
Reaume	27	0	2	2	4
Sly	31	0	2	2	10
Stewart	3	0	1	1	0
Hargreaves	7	0	1	1	33
Block	1	0	0	0	0
Cook	2	0	0	0	0
Arbour	13	0	0	0	12
Wilson	35	0	0	0	18

Goaltender	GPI	MIN	GA	SO	AVG	W-L-T
Gardner	18	922	52	0	3.38	6-8-1
Hodge	35	1,967	112	0	3.41	15-13-5
Wilson	35	1,791	128	0	4.28	3-25-2

## RESULTS

No	Date	Opponent	Score	Record
1	Oct. 9	Los Angeles	1-3 L	0-1-0
2	Oct. 11	Toronto	5-3 W	1-1-0
3	Oct. 12	@ St. Louis	1-4 L	1-2-0
4	Oct. 14	@ Chicago	2-8 L	1-3-0
5	Oct. 15	@ Philadelphia	4-5 L	1-4-0
6	Oct. 18	Boston	3-5 L	1-5-0
7	Oct. 20	California	2-1 W	2-5-0
8	Oct. 23	St. Louis	1-1 T	2-5-1
9	Oct. 25	Pittsburgh	1-1 T	2-5-2
10	Oct. 27	Buffalo	7-2 W	3-5-2
11	Oct. 31	@ Montreal	3-6 L	3-6-2
12	Nov. 4	@ Pittsburgh	3-8 L	3-7-2
13	Nov. 5	@ Buffalo	4-1 W	4-7-2
14	Nov. 7	Toronto	3-2 W	5-7-2
15	Nov. 10	@ Boston	3-6 L	5-8-2
16	Nov. 11	@ Toronto	4-2 W	6-8-2
17	Nov. 14	@ Minnesota	3-3 T	6-8-3
18	Nov. 15	@ Chicago	2-4 L	6-9-3
19	Nov. 17	Detroit	2-5 L	6-10-3
20	Nov. 20	Los Angeles	7-1 W	7-10-3
21	Nov. 21	@ Los Angeles	3-1 W	8-10-3
22	Nov. 24	Minnesota	3-2 W	9-10-3
23	Nov. 26	@ Detroit	2-4 L	9-11-3
24	Nov. 28	@ St. Louis	1-5 L	9-12-3
25	Nov. 29	@ Philadelphia	2-4 L	9-13-3
26	Dec. 1	Philadelphia	5-4 W	10-13-3
27	Dec. 5	@ Pittsburgh	1-3 L	10-14-3
28	Dec. 6	@ New York	1-4 L	10-15-3
29	Dec. 8	New York	4-1 W	11-15-3
30	Dec. 9	@ California	1-6 L	11-16-3
31	Dec. 12	California	5-2 W	12-16-3
32	Dec. 15	Philadelphia	3-2 W	13-16-3
33	Dec. 18	Montreal	3-4 L	13-17-3
34	Dec. 20	@ New York	1-5 L	13-18-3
35	Dec. 23	@ Toronto	2-7 L	13-19-3
36	Dec. 26	Chicago	2-4 L	13-20-3
37	Dec. 30	@ Los Angeles	4-1 W	14-20-3
38	Jan. 2	St. Louis	1-3 L	14-21-3
39	Jan. 6	@ Montreal	3-7 L	14-22-3

No	Date	Opponent	Score	Record
40	Jan. 7	@ Boston	4-6 L	14-23-3
41	Jan. 9	@ St. Louis	2-2 T	14-23-4
42	Jan. 12	New York	2-4 L	14-24-4
43	Jan. 16	Pittsburgh	3-4 L	14-25-4
44	Jan. 17	@ California	3-1 W	15-25-4
45	Jan. 20	Toronto	1-5 L	15-26-4
46	Jan. 23	@ Pittsburgh	1-4 L	15-27-4
47	Jan. 24	@ Detroit	3-7 L	15-28-4
48	Jan. 26	Chicago	3-3 T	15-28-5
49	Jan. 29	Minnesota	1-2 L	15-29-5
50	Jan. 31	Buffalo	1-6 L	15-30-5
51	Feb. 2	Montreal	2-5 L	15-31-5
52	Feb. 6	New York	4-5 L	15-32-5
53	Feb. 9	Buffalo	6-3 W	16-32-5
54	Feb. 12	Detroit	5-3 W	17-32-5
55	Feb. 14	@ Chicago	1-3 L	17-33-5
56	Feb. 16	Boston	5-4 W	18-33-5
57	Feb. 19	Philadelphia	2-3 L	18-34-5
58	Feb. 22	Montreal	3-3 T	18-34-6
59	Feb. 25	@ Boston	3-8 L	18-35-6
60	Feb. 27	@ Philadelphia	1-8 L	18-36-6
61	Feb. 28	@ New York	2-4 L	18-37-6
62	Mar. 3	@ Toronto	1-3 L	18-38-6
63	Mar. 6	@ Minnesota	1-3 L	18-39-6
64	Mar. 7	@ Buffalo	3-6 L	18-40-6
65	Mar. 9	@ Montreal	3-3 T	18-40-7
66	Mar. 11	Detroit	7-3 W	19-40-7
67	Mar. 13	Boston	3-6 L	19-41-7
68	Mar. 16	Chicago	4-7 L	19-42-7
69	Mar. 19	Pittsburgh	6-4 W	20-42-7
70	Mar. 21	Minnesota	3-6 L	20-43-7
71	Mar. 23	St. Louis	4-1 W	21-43-7
72	Mar. 25	@ Detroit	3-4 L	21-44-7
73	Mar. 26	@ Buffalo	1-3 L	21-45-7
74	Mar. 28	California	11-5 W	22-45-7
75	Mar. 30	@ Minnesota	2-1 W	23-45-7
76	Mar. 31	@ Los Angeles	2-2 T	23-45-8
77	Apr. 2	@ California	7-2 W	24-45-8
78	Apr. 4	Los Angeles	2-4 L	24-46-8



# 1971.72 SEASON RECORD

## EAST DIVISION FINISH

7th (48 Points)

## COACH

Hal Laycoe

## GM

Norman Robert Poile

## CAPTAIN

Orland Kurtenbach

## SCORING

Player	GP	G	A	PTS	PIM	Player	GP	G	A	PTS	PIM
Boudrias	78	27	34	61	26	Boddy	40	2	5	7	45
Kurtenbach	78	24	37	61	48	Wilkins	45	2	5	7	65
Guevremont	75	13	38	51	44	Corrigan	19	3	4	7	25
Balon	VAN 56	19	19	38	21	Ward	71	2	4	6	4
	NYR 19	4	5	9	2	Lalonde	27	1	5	6	2
Maki	76	22	25	47	43	Quinn	57	2	3	5	63
Connelly	VAN 53	14	20	34	12	Stewart	42	3	1	4	10
	STL 15	5	5	10	2	Johnson	11	1	3	4	0
Tallon	69	17	27	44	78	Speck	18	1	2	3	0
Paientment	69	10	19	29	117	Popiel	38	1	1	2	36
Kearns	73	3	26	29	59	Doak	5	0	1	1	23
Schmautz	60	12	13	25	82	Wilson	53	0	0	0	15
Taylor	69	9	13	22	88						
Lemieux	42	7	9	16	4						
Schella	77	2	13	15	166						
Hall	32	6	6	12	6						

Goaltender	GPI	MIN	GA	SO	AVG	W-L-T
Wilson	53	2,870	173	1	3.61	16-30-3
Dyck	12	573	35	0	3.66	1-6-2
Gardner	24	1,237	86	0	4.17	3-14-3

## RESULTS

No	Date	Opponent	Score	Record	No	Date	Opponent	Score	Record
1	Oct. 8	Toronto	2-3 L	0-1-0	40	Jan. 14	@ California	3-5 L	10-25-5
2	Oct. 10	Los Angeles	3-4 L	0-2-0	41	Jan. 15	California	4-3 W	11-25-5
3	Oct. 12	Philadelphia	3-2 W	1-2-0	42	Jan. 19	@ Pittsburgh	6-1 W	12-25-5
4	Oct. 15	@ California	9-6 W	2-2-0	43	Jan. 20	@ Buffalo	0-1 L	12-26-5
5	Oct. 16	Pittsburgh	1-2 L	2-3-0	44	Jan. 22	New York	5-2 W	13-26-5
6	Oct. 19	@ St. Louis	3-1 W	3-3-0	45	Jan. 27	@ Chicago	0-4 L	13-27-5
7	Oct. 20	@ Minnesota	0-7 L	3-4-0	46	Jan. 29	Toronto	5-2 W	14-27-5
8	Oct. 22	Montreal	0-6 L	3-5-0	47	Jan. 30	California	0-2 L	14-28-5
9	Oct. 24	Boston	3-4 L	3-6-0	48	Feb. 2	@ California	5-1 W	15-28-5
10	Oct. 27	@ Toronto	0-0 T	3-6-1	49	Feb. 4	Chicago	2-6 L	15-29-5
11	Oct. 28	@ Philadelphia	2-3 L	3-7-1	50	Feb. 6	Montreal	2-4 L	15-30-5
12	Oct. 30	Buffalo	4-4 T	3-7-2	51	Feb. 8	Philadelphia	1-3 L	15-31-5
13	Oct. 31	Chicago	6-2 W	4-7-2	52	Feb. 10	@ Boston	1-9 L	15-32-5
14	Nov. 5	Pittsburgh	4-2 W	5-7-2	53	Feb. 12	@ St. Louis	4-5 L	15-33-5
15	Nov. 6	New York	1-3 L	5-8-2	54	Feb. 13	@ Pittsburgh	4-6 L	15-34-5
16	Nov. 10	@ Pittsburgh	1-3 L	5-9-2	55	Feb. 15	New York	1-5 L	15-35-5
17	Nov. 11	@ Philadelphia	3-4 L	5-10-2	56	Feb. 18	St. Louis	5-2 W	16-35-5
18	Nov. 13	@ Toronto	2-2 T	5-10-3	57	Feb. 19	@ Los Angeles	3-5 L	16-36-5
19	Nov. 14	@ New York	1-6 L	5-11-3	58	Feb. 22	Boston	3-4 L	16-37-5
20	Nov. 17	@ Chicago	0-3 L	5-12-3	59	Feb. 24	@ Detroit	0-2 L	16-38-5
21	Nov. 18	@ Boston	0-5 L	5-13-3	60	Feb. 26	@ Toronto	1-7 L	16-39-5
22	Nov. 21	Detroit	2-2 T	5-13-4	61	Feb. 27	@ Chicago	3-3 T	16-39-6
23	Nov. 23	Minnesota	1-2 L	5-14-4	62	Feb. 29	@ Detroit	2-8 L	16-40-6
24	Nov. 27	Buffalo	5-2 W	6-14-4	63	Mar. 2	@ Boston	3-7 L	16-41-6
25	Nov. 30	Chicago	4-2 W	7-14-4	64	Mar. 4	@ Montreal	0-5 L	16-42-6
26	Dec. 4	@ Montreal	0-7 L	7-15-4	65	Mar. 5	@ New York	1-6 L	16-43-6
27	Dec. 5	@ New York	3-6 L	7-16-4	66	Mar. 8	Philadelphia	5-6 L	16-44-6
28	Dec. 7	St. Louis	2-1 W	8-16-4	67	Mar. 10	Buffalo	3-2 W	17-44-6
29	Dec. 11	Boston	2-6 L	8-17-4	68	Mar. 14	Pittsburgh	4-7 L	17-45-6
30	Dec. 14	Detroit	3-4 L	8-18-4	69	Mar. 16	@ Minnesota	2-6 L	17-46-6
31	Dec. 17	Montreal	2-6 L	8-19-4	70	Mar. 17	@ Buffalo	6-2 W	18-46-6
32	Dec. 19	@ Buffalo	1-5 L	8-20-4	71	Mar. 19	St. Louis	3-3 T	18-46-7
33	Dec. 22	@ Detroit	0-3 L	8-21-4	72	Mar. 21	Detroit	5-7 L	18-47-7
34	Dec. 26	California	6-2 W	9-21-4	73	Mar. 24	Toronto	5-3 W	19-47-7
35	Dec. 29	@ Los Angeles	1-3 L	9-22-4	74	Mar. 26	@ Philadelphia	1-4 L	19-48-7
36	Jan. 2	Los Angeles	3-6 L	9-23-4	75	Mar. 28	@ St. Louis	1-2 L	19-49-7
37	Jan. 5	@ Montreal	4-6 L	9-24-4	76	Mar. 29	@ Los Angeles	2-4 L	19-50-7
38	Jan. 8	@ Minnesota	5-1 W	10-24-4	77	Mar. 31	Los Angeles	4-4 T	19-50-8
39	Jan. 11	Minnesota	2-2 T	10-24-5	78	Apr. 2	Minnesota	4-1 W	20-50-8

# 1972.73 SEASON RECORD

## EAST DIVISION FINISH

7th (53 Points)

## COACH

Vic Stasiuk

## GM

Norman Robert Poile

## CAPTAIN

Orland Kurtenbach

## SCORING

Player	GP	G	A	PTS	PIM
Schmautz	77	38	33	71	137
Boudrias	77	30	40	70	24
Lemieux	78	17	35	52	41
Lalonde	77	20	27	47	32
Tannahill	78	22	21	43	21
Guevremont	78	16	26	42	46
Lever	78	12	26	38	49
Tallon	75	13	24	37	83
Wright	71	10	27	37	32
Kearns	72	4	33	37	51
O'Flaherty	78	13	17	30	29
Wilkins	76	11	17	28	133
Kurtenbach	47	9	19	28	38
Mair	NYI 49	2	11	13	41
	VAN 15	1	0	1	8

Player	GP	G	A	PTS	PIM
Boddy	74	3	11	14	70
Maki	26	3	10	13	6
McSheffrey	33	4	4	8	10
Hargreaves	59	1	6	7	72
Wilcox	31	3	2	5	15
Balon	57	3	2	5	22
Wilson	43	0	1	1	6
Homenuke	1	0	0	0	0
Bullock	4	0	0	0	2
Bolonchuk	15	0	0	0	6

Goaltender	GPI	MIN	GA	SO	AVG	W-L-T
Wilson	43	2,432	159	1	3.94	13-21-5
Dyck	25	1,297	98	1	4.53	5-17-1
Bullock	14	840	67	0	4.79	3-8-3
McLelland	2	120	10	0	5.00	1-1-0

## RESULTS

No	Date	Opponent	Score	Record
1	Oct. 7	California	3-2 W	1-0-0
2	Oct. 11	@ NY Rangers	3-5 L	1-1-0
3	Oct. 12	@ Philadelphia	3-7 L	1-2-0
4	Oct. 14	@ Minnesota	3-3 T	1-2-1
5	Oct. 17	Chicago	6-3 W	2-2-1
6	Oct. 19	@ Buffalo	0-6 L	2-3-1
7	Oct. 21	@ Montreal	3-5 L	2-4-1
8	Oct. 22	@ Boston	5-4 W	3-4-1
9	Oct. 24	Pittsburgh	0-4 L	3-5-1
10	Oct. 28	Atlanta	1-2 L	3-6-1
11	Oct. 31	@ Los Angeles	1-4 L	3-7-1
12	Nov. 3	NY Islanders	7-2 W	4-7-1
13	Nov. 5	Boston	2-4 L	4-8-1
14	Nov. 8	@ NY Rangers	2-5 L	4-9-1
15	Nov. 11	@ Pittsburgh	4-3 W	5-9-1
16	Nov. 12	@ Atlanta	1-3 L	5-10-1
17	Nov. 14	Detroit	3-3 T	5-10-2
18	Nov. 17	Los Angeles	8-4 W	6-10-2
19	Nov. 19	Buffalo	9-5 W	7-10-2
20	Nov. 21	@ St. Louis	2-4 L	7-11-2
21	Nov. 22	@ Chicago	2-5 L	7-12-2
22	Nov. 24	Montreal	1-9 L	7-13-2
23	Nov. 26	Minnesota	1-3 L	7-14-2
24	Nov. 28	NY Rangers	2-1 W	8-14-2
25	Dec. 1	St. Louis	2-6 L	8-15-2
26	Dec. 5	Toronto	2-5 L	8-16-2
27	Dec. 7	@ Atlanta	2-5 L	8-17-2
28	Dec. 9	@ Toronto	5-5 T	8-17-3
29	Dec. 10	@ Detroit	3-3 T	8-17-4
30	Dec. 12	Chicago	1-5 L	8-18-4
31	Dec. 15	Montreal	2-4 L	8-19-4
32	Dec. 16	California	4-3 W	9-19-4
33	Dec. 20	@ Buffalo	3-6 L	9-20-4
34	Dec. 21	@ NY Islanders	4-4 T	9-20-5
35	Dec. 23	@ Detroit	1-5 L	9-21-5
36	Dec. 26	California	4-3 W	10-21-5
37	Dec. 29	Philadelphia	4-4 T	10-21-6
38	Dec. 30	NY Islanders	5-2 W	11-21-6
39	Jan. 1	Boston	2-8 L	11-22-6

No	Date	Opponent	Score	Record
40	Jan. 3	@ California	3-11 L	11-23-6
41	Jan. 6	@ Pittsburgh	2-4 L	11-24-6
42	Jan. 7	@ Atlanta	2-5 L	11-25-6
43	Jan. 9	St. Louis	3-0 W	12-25-6
44	Jan. 12	Detroit	1-7 L	12-26-6
45	Jan. 14	Montreal	0-3 L	12-27-6
46	Jan. 16	Toronto	6-4 W	13-27-6
47	Jan. 19	Los Angeles	0-4 L	13-28-6
48	Jan. 20	NY Rangers	3-4 L	13-29-6
49	Jan. 24	@ Chicago	3-3 T	13-29-7
50	Jan. 26	NY Islanders	5-1 W	14-29-7
51	Jan. 27	St. Louis	1-3 L	14-30-7
52	Feb. 1	@ Philadelphia	4-5 L	14-31-7
53	Feb. 3	@ Toronto	2-1 W	15-31-7
54	Feb. 4	@ Detroit	2-8 L	15-32-7
55	Feb. 6	@ St. Louis	1-5 L	15-33-7
56	Feb. 9	Philadelphia	5-10 L	15-34-7
57	Feb. 11	@ Minnesota	3-6 L	15-35-7
58	Feb. 13	@ Boston	3-7 L	15-36-7
59	Feb. 14	@ Pittsburgh	2-6 L	15-37-7
60	Feb. 16	Atlanta	5-0 W	16-37-7
61	Feb. 17	Detroit	2-2 T	16-37-8
62	Feb. 20	Boston	6-7 L	16-38-8
63	Feb. 22	@ Buffalo	1-3 L	16-39-8
64	Feb. 24	@ Montreal	3-7 L	16-40-8
65	Feb. 28	@ Toronto	2-7 L	16-41-8
66	Mar. 3	@ NY Islanders	3-9 L	16-42-8
67	Mar. 4	@ NY Rangers	4-3 W	17-42-8
68	Mar. 9	Buffalo	5-2 W	18-42-8
69	Mar. 10	Chicago	2-4 L	18-43-8
70	Mar. 14	@ California	5-2 W	19-43-8
71	Mar. 16	Los Angeles	4-2 W	20-43-8
72	Mar. 17	Pittsburgh	6-1 W	21-43-8
73	Mar. 21	@ Montreal	2-3 L	21-44-8
74	Mar. 22	@ Philadelphia	0-9 L	21-45-8
75	Mar. 25	Toronto	7-4 W	22-45-8
76	Mar. 27	@ Minnesota	3-4 L	22-46-8
77	Mar. 30	Minnesota	3-3 T	22-46-9
78	Mar. 31	@ Los Angeles	3-6 L	22-47-9

# 1973.74 SEASON RECORD

## EAST DIVISION FINISH

7th (59 Points)

## COACH

Bill McCreary,  
Phil Maloney

## GM

Hal Laycoe,  
Phil Maloney

## CAPTAIN

Orland Kurtenbach

## SCORING

Player	GP	G	A	PTS	PIM
Boudrias	78	16	59	75	18
Ververgaert	78	26	31	57	25
Lever	78	23	25	48	28
Schmautz	49	26	19	45	58
O'Flaherty	78	22	20	42	18
Guevremont	72	15	24	39	34
Dunn	68	11	22	33	76
Wilkins	78	3	28	31	123
Oddleifson	BOS 49	10	11	21	25
	VAN 21	3	5	8	19
Bordeleau	68	11	13	24	20
Dailey	76	7	17	24	143
Lemieux	72	5	17	22	23
Kurtenbach	52	8	13	21	30
Tannahill	33	8	12	20	4
Gould	BUF 30	4	2	6	2
	VAN 45	9	10	19	8
Kearns	52	4	13	17	30
McSheffrey	54	9	3	12	34
Boddy	53	2	10	12	59
Korab	31	4	7	11	64

Player		GP	G	A	PTS	PIM
Pratt	BUF	33	0	7	7	52
	VAN	45	3	8	11	44
Lalonde		36	3	4	7	18
Wright		20	3	3	6	11
Mair		6	1	3	4	0
Lampman	STL	15	1	0	1	0
	VAN	14	1	0	1	0
Seguin		1	1	0	1	0
McCord		3	0	0	0	6
Sobchuk		1	0	0	0	0
Folco		2	0	0	0	0
Gloor		2	0	0	0	0
L. Gould		2	0	0	0	0
Stone		2	0	0	0	0
O'Neil		5	0	0	0	0
Caron		10	0	0	0	2
Smith		65	0	0	0	47
Goaltender	GPI	MIN	GA	SO	AVG	W-L-T
Smith	65	3,632	208	3	3.44	20-33-8
Dyck	12	583	45	0	4.63	2-5-2
Caron	10	465	38	0	4.90	2-5-1

## RESULTS

No	Date	Opponent	Score	Record
1	Oct. 10	@ Boston	4-6 L	0-1-0
2	Oct. 13	@ Montreal	4-3 L	0-2-0
3	Oct. 14	@ Buffalo	3-1 W	1-2-0
4	Oct. 17	@ Chicago	0-5 L	1-3-0
5	Oct. 19	Philadelphia	2-1 W	2-3-0
6	Oct. 23	Atlanta	3-0 W	3-3-0
7	Oct. 26	Detroit	8-3 W	4-3-0
8	Oct. 30	NY Rangers	3-3 T	4-3-1
9	Nov. 2	St. Louis	1-3 L	4-4-1
10	Nov. 6	Buffalo	3-2 W	5-4-1
11	Nov. 9	Chicago	0-4 L	5-5-1
12	Nov. 11	@ Boston	2-4 L	5-6-1
13	Nov. 13	@ St. Louis	1-6 L	5-7-1
14	Nov. 14	@ Minnesota	3-6 L	5-8-1
15	Nov. 16	Toronto	3-3 T	5-8-2
16	Nov. 17	Philadelphia	2-2 T	5-8-3
17	Nov. 21	@ Pittsburgh	4-5 L	5-9-3
18	Nov. 23	@ Atlanta	1-4 L	5-10-3
19	Nov. 25	@ NY Rangers	0-5 L	5-11-3
20	Nov. 27	@ St. Louis	2-2 T	5-11-4
21	Nov. 30	Minnesota	4-5 L	5-12-4
22	Dec. 4	Los Angeles	2-3 L	5-13-4
23	Dec. 7	Atlanta	0-2 L	5-14-4
24	Dec. 8	Pittsburgh	3-2 W	6-14-4
25	Dec. 11	Montreal	2-2 T	6-14-5
26	Dec. 15	@ Boston	2-7 L	6-15-5
27	Dec. 16	@ Detroit	5-7 L	6-16-5
28	Dec. 18	@ NY Islanders	2-2 T	6-16-6
29	Dec. 20	@ Philadelphia	3-9 L	6-17-6
30	Dec. 22	@ Toronto	6-4 W	7-17-6
31	Dec. 23	@ Chicago	2-6 L	7-18-6
32	Dec. 26	California	6-4 W	8-18-6
33	Dec. 28	Minnesota	3-5 L	8-19-6
34	Dec. 29	NY Islanders	3-4 L	8-20-6
35	Jan. 1	Boston	2-2 T	8-20-7
36	Jan. 3	@ NY Islanders	2-3 L	8-21-7
37	Jan. 5	@ Montreal	3-5 L	8-22-7
38	Jan. 6	@ Buffalo	3-6 L	8-23-7
39	Jan. 8	St. Louis	1-3 L	8-24-7

No	Date	Opponent	Score	Record
40	Jan. 11	@ California	3-2 W	9-24-7
41	Jan. 12	NY Rangers	1-6 L	9-25-7
42	Jan. 15	Toronto	4-2 W	10-25-7
43	Jan. 18	Pittsburgh	2-6 L	10-26-7
44	Jan. 20	@ Chicago	2-7 L	10-27-7
45	Jan. 22	Philadelphia	2-3 L	10-28-7
46	Jan. 25	Minnesota	4-5 L	10-29-7
47	Jan. 27	@ Buffalo	3-2 W	11-29-7
48	Jan. 30	@ Detroit	7-3 W	12-29-7
49	Feb. 2	NY Islanders	2-2 T	12-29-8
50	Feb. 6	@ California	2-4 L	12-30-8
51	Feb. 9	Detroit	5-4 W	13-30-8
52	Feb. 10	Buffalo	5-2 W	14-30-8
53	Feb. 12	@ St. Louis	3-2 W	15-30-8
54	Feb. 13	@ Minnesota	3-3 T	15-30-9
55	Feb. 15	Boston	2-4 L	15-31-9
56	Feb. 16	NY Rangers	4-9 L	15-32-9
57	Feb. 19	@ Los Angeles	4-3 W	16-32-9
58	Feb. 21	@ Montreal	2-5 L	16-33-9
59	Feb. 23	@ Toronto	4-3 W	17-33-9
60	Feb. 26	@ NY Islanders	1-1 T	17-33-10
61	Feb. 27	@ NY Rangers	2-4 L	17-34-10
62	Mar. 2	@ Pittsburgh	1-6 L	17-35-10
63	Mar. 3	@ Atlanta	3-5 L	17-36-10
64	Mar. 8	Buffalo	2-4 L	17-37-10
65	Mar. 9	Chicago	4-4 T	17-37-11
66	Mar. 12	Detroit	1-2 L	17-38-11
67	Mar. 15	Atlanta	3-0 W	18-38-11
68	Mar. 16	Pittsburgh	6-8 L	18-39-11
69	Mar. 20	@ NY Rangers	7-5 W	19-39-11
70	Mar. 21	@ Philadelphia	1-3 L	19-40-11
71	Mar. 23	@ Los Angeles	0-5 L	19-41-11
72	Mar. 24	Toronto	3-2 W	20-41-11
73	Mar. 26	Montreal	3-4 L	20-42-11
74	Mar. 30	NY Islanders	4-2 W	21-42-11
75	Mar. 31	California	7-0 W	22-42-11
76	Apr. 3	@ California	4-1 W	23-42-11
77	Apr. 5	Los Angeles	5-2 W	24-42-11
78	Apr. 6	@ Los Angeles	1-1 L	24-43-11

# 1974.75 SEASON RECORD

## SMYTHE DIVISION FINISH

1st (86 Points)

## COACH

Phil Maloney

## GM

Phil Maloney

## CAPTAIN

Alternates Only

## SCORING

Player	GP	G	A	PTS	PIM
Boudrias	77	16	62	78	46
Lever	80	38	30	68	49
Gould	78	34	31	65	27
Ververgaert	57	19	32	51	25
Oddleifson	60	16	35	51	54
Bordeleau	67	17	31	48	21
Dailey	70	12	36	48	103
Lalonde	74	17	30	47	48
O'Flaherty	80	25	17	42	37
Monahan	79	14	20	34	51
Rocheftort	76	18	11	29	2
Robitaille	69	12	15	27	20
Boddy	66	2	23	25	31
Meehan	57	10	15	25	4
DeMarco	PIT 8 VAN 61	2	1	3	4
Pratt	79	5	17	22	145
Grisdale	60	1	12	13	95

Player	GP	G	A	PTS	PIM
Kearns	49	1	11	12	31
Sedlbauer	26	3	4	7	17
Murray	ATL 42 VAN 13	3	3	6	22
Snepsts	27	1	2	3	30
Mair	2	0	1	1	0
Smith	72	0	1	1	33
Wilkins	7	0	1	1	6
Guevremont	2	0	0	0	0
Dunn	1	0	0	0	11
Wiley	1	0	0	0	0
Hurlburt	1	0	0	0	2
Wilcox	2	0	0	0	0
Lockett	25	0	0	0	2

Goaltender	GPI	MIN	GA	SO	AVG	W-L-T
Smith	72	3,828	197	6	3.09	32-24-9
Lockett	25	912	48	2	3.16	6-7-1
Bullock	1	60	4	0	4.00	0-1-0

## RESULTS

No	Date	Opponent	Score	Record
1	Oct. 9	Atlanta	3-3 T	0-0-1
2	Oct. 12	St. Louis	3-5 L	0-1-1
3	Oct. 15	@ St. Louis	6-4 W	1-1-1
4	Oct. 16	@ Minnesota	1-1 T	1-1-2
5	Oct. 19	@ Toronto	5-4 W	2-1-2
6	Oct. 20	@ NY Rangers	1-0 W	3-1-2
7	Oct. 22	Minnesota	2-3 L	3-2-2
8	Oct. 25	Kansas City	5-3 W	4-2-2
9	Oct. 26	Philadelphia	2-3 L	4-3-2
10	Oct. 29	Detroit	7-0 W	5-3-2
11	Nov. 1	Pittsburgh	4-4 W	6-3-2
12	Nov. 5	NY Rangers	2-1 W	7-3-2
13	Nov. 7	@ Kansas City	6-4 W	8-3-2
14	Nov. 9	@ Montreal	3-4 L	8-4-2
15	Nov. 10	@ Detroit	4-2 W	9-4-2
16	Nov. 12	Chicago	1-0 W	10-4-2
17	Nov. 15	Los Angeles	2-2 T	10-4-3
18	Nov. 16	Toronto	5-2 W	11-4-3
19	Nov. 19	St. Louis	6-3 W	12-4-3
20	Nov. 21	@ Philadelphia	4-3 W	13-4-3
21	Nov. 23	@ NY Islanders	3-3 T	13-4-4
22	Nov. 24	@ Boston	4-7 L	13-5-4
23	Nov. 26	@ Kansas City	3-4 L	13-6-4
24	Nov. 27	@ St. Louis	6-1 W	14-6-4
25	Nov. 30	NY Islanders	3-0 W	15-6-4
26	Dec. 3	Minnesota	6-5 W	16-6-4
27	Dec. 6	Atlanta	7-5 W	17-6-4
28	Dec. 8	@ Detroit	2-4 L	17-7-4
29	Dec. 10	California	3-0 W	18-7-4
30	Dec. 12	@ Buffalo	5-3 W	19-7-4
31	Dec. 14	@ Kansas City	2-2 T	19-7-5
32	Dec. 15	@ Chicago	2-4 L	19-8-5
33	Dec. 17	Washington	4-2 W	20-8-5
34	Dec. 20	Montreal	1-6 L	20-9-5
35	Dec. 22	@ California	6-4 W	21-9-5
36	Dec. 26	@ Los Angeles	1-5 L	21-10-5
37	Dec. 28	Boston	6-4 W	22-10-5
38	Jan. 1	Philadelphia	0-2 L	22-11-5
39	Jan. 4	@ Pittsburgh	3-4 L	22-12-5
40	Jan. 5	@ NY Rangers	2-6 L	22-13-5

No	Date	Opponent	Score	Record
41	Jan. 8	@ Toronto	4-6 L	22-14-5
42	Jan. 9	@ Boston	1-5 L	22-15-5
43	Jan. 12	@ Buffalo	1-5 L	22-16-5
44	Jan. 15	@ Chicago	1-2 L	22-17-5
45	Jan. 17	Buffalo	2-4 L	22-18-5
46	Jan. 18	NY Rangers	2-3 L	22-19-5
47	Jan. 23	@ Washington	3-2 W	23-19-5
48	Jan. 24	@ Atlanta	4-1 W	24-19-5
49	Jan. 26	Toronto	6-4 W	25-19-5
50	Jan. 28	Montreal	1-3 L	25-20-5
51	Feb. 1	Washington	5-2 W	26-20-5
52	Feb. 4	Pittsburgh	2-3 L	26-21-5
53	Feb. 7	Chicago	3-1 W	27-21-5
54	Feb. 11	Kansas City	4-0 W	28-21-5
55	Feb. 14	Detroit	5-4 W	29-21-5
56	Feb. 15	Atlanta	3-3 T	29-21-6
57	Feb. 18	Boston	1-3 L	29-22-6
58	Feb. 21	@ NY Islanders	4-1 W	30-22-6
59	Feb. 22	@ Minnesota	1-4 L	30-23-6
60	Feb. 26	@ Montreal	3-4 L	30-24-6
61	Feb. 27	@ Philadelphia	1-3 L	30-25-6
62	Mar. 1	@ Pittsburgh	3-7 L	30-26-6
63	Mar. 2	@ Washington	7-3 W	31-26-6
64	Mar. 4	@ Minnesota	4-6 L	31-27-6
65	Mar. 5	@ St. Louis	2-5 L	31-28-6
66	Mar. 7	Chicago	2-1 W	32-28-6
67	Mar. 8	NY Islanders	5-7 L	32-29-6
68	Mar. 11	Kansas City	3-3 T	32-29-7
69	Mar. 14	Buffalo	5-1 W	33-29-7
70	Mar. 16	@ Chicago	4-3 W	34-29-7
71	Mar. 18	@ NY Islanders	4-4 T	34-29-8
72	Mar. 19	@ NY Rangers	0-3 L	34-30-8
73	Mar. 21	@ Atlanta	4-12 L	34-31-8
74	Mar. 23	St. Louis	3-3 T	34-31-9
75	Mar. 25	Philadelphia	3-5 L	34-32-9
76	Mar. 28	Los Angeles	4-2 W	35-32-9
77	Mar. 29	@ Los Angeles	3-3 T	35-32-10
78	Apr. 1	California	7-0 W	36-32-10
79	Apr. 2	@ California	3-0 W	37-32-10
80	Apr. 4	Minnesota	4-1 W	38-32-10

# 1975.76 SEASON RECORD

## SMYTHE DIVISION FINISH

2nd (81 Points)

## COACH

Phil Maloney

## GM

Phil Maloney

## CAPTAIN

Andre Boudrias

## SCORING

Player	GP	G	A	PTS	PIM	Player	GP	G	A	PTS	PIM
Ververgaert	80	37	34	71	53	Boddy	34	5	6	11	33
Lever	80	25	40	65	93	DeMarco	34	3	8	11	2
Oddleifson	80	16	46	62	88	Richardson	24	3	6	9	19
Gould	70	32	27	59	16	Grisdale	38	2	6	8	54
Blight	74	25	31	56	29	Murray	65	2	5	7	28
Kearns	80	5	46	51	48	Pratt	52	1	5	6	72
Lalonde	71	14	36	50	46	Rocheffort	11	0	3	3	0
Dailey	67	15	24	39	119	Smith	51	0	1	1	24
O'Flaherty	68	20	18	38	47	Gassoff	4	0	0	0	5
Boudrias	71	7	31	38	10	Lockett	30	0	0	0	6
Monahan	66	16	17	33	39	Ridley	9	0	0	0	0
Sedlbauer	56	19	13	32	66	Wiley	2	0	0	0	2
Robitaille	71	8	19	27	69						
Snepsts	78	3	15	18	125						
Bordeleau	48	5	12	17	6						
Walton	10	8	8	16	9						

Goaltender	GPI	MIN	GA	SO	AVG	W-L-T
Ridley	9	500	19	1	2.28	6-0-2
Lockett	30	1,436	83	0	3.47	7-8-7
Smith	51	2,864	167	2	3.50	20-24-6

## RESULTS

No	Date	Opponent	Score	Record	No	Date	Opponent	Score	Record
1	Oct. 8	@ Minnesota	3-2 W	1-0-0	41	Jan. 14	NY Rangers	5-1 W	16-17-8
2	Oct. 11	@ Kansas City	2-4 L	1-1-0	42	Jan. 16	Chicago	1-2 L	16-18-8
3	Oct. 12	@ Chicago	0-3 L	1-2-0	43	Jan. 17	California	3-5 L	16-19-8
4	Oct. 14	Washington	7-2 W	2-2-0	44	Jan. 21	@ Minnesota	1-5 L	16-20-8
5	Oct. 17	Los Angeles	3-5 L	2-3-0	45	Jan. 23	Minnesota	8-3 W	17-20-8
6	Oct. 19	@ NY Rangers	1-8 L	2-4-0	46	Jan. 24	Toronto	5-5 T	17-20-9
7	Oct. 21	@ NY Islanders	5-5 T	2-4-1	47	Jan. 27	Montreal	2-2 T	17-20-10
8	Oct. 22	@ Toronto	2-3 L	2-5-1	48	Jan. 30	Washington	4-2 W	18-20-10
9	Oct. 24	Minnesota	4-2 W	3-5-1	49	Feb. 1	@ Chicago	3-2 W	19-20-10
10	Oct. 28	Atlanta	2-3 L	3-6-1	50	Feb. 3	Buffalo	2-1 W	20-20-10
11	Oct. 30	@ Buffalo	4-4 T	3-6-2	51	Feb. 5	@ Philadelphia	1-6 L	20-21-10
12	Nov. 1	@ St. Louis	3-3 T	3-6-3	52	Feb. 6	@ St. Louis	3-5 L	20-22-10
13	Nov. 2	@ Chicago	1-6 L	3-7-3	53	Feb. 8	Pittsburgh	3-7 L	20-23-10
14	Nov. 4	NY Rangers	2-4 L	3-8-3	54	Feb. 10	NY Islanders	3-2 W	21-23-10
15	Nov. 8	Boston	4-2 W	4-8-3	55	Feb. 12	@ Montreal	6-4 W	22-23-10
16	Nov. 11	Toronto	3-2 W	5-8-3	56	Feb. 14	@ Toronto	4-3 W	23-23-10
17	Nov. 15	NY Islanders	4-3 W	6-8-3	57	Feb. 17	Philadelphia	2-2 T	23-23-11
18	Nov. 18	@ Atlanta	2-2 T	6-8-4	58	Feb. 18*	Philadelphia	4-6 L	23-24-11
19	Nov. 19	@ Washington	5-2 W	7-8-4	59	Feb. 20	Minnesota	7-0 W	24-24-11
20	Nov. 22	Chicago	1-1 T	7-8-5	60	Feb. 21	St. Louis	5-4 W	25-24-11
21	Nov. 25	Buffalo	5-0 W	8-8-5	61	Feb. 24	Chicago	1-4 L	25-25-11
22	Nov. 26	@ California	1-2 L	8-9-5	62	Feb. 28	@ Pittsburgh	4-5 L	25-26-11
23	Nov. 29	@ Montreal	4-6 L	8-10-5	63	Feb. 29	@ Boston	3-5 L	25-27-11
24	Nov. 30	@ Philadelphia	3-5 L	8-11-5	64	Mar. 3	@ NY Rangers	3-3 T	25-27-12
25	Dec. 3	Detroit	9-1 W	9-11-5	65	Mar. 4	@ NY Islanders	3-3 T	25-27-13
26	Dec. 5	Atlanta	2-6 L	9-12-5	66	Mar. 6	@ Kansas City	5-3 W	26-27-13
27	Dec. 9	St. Louis	5-3 W	10-12-5	67	Mar. 7	@ Minnesota	4-3 W	27-27-13
28	Dec. 14	@ Boston	2-3 L	10-13-5	68	Mar. 9	@ Los Angeles	1-6 L	27-28-13
29	Dec. 17	@ Kansas City	5-6 L	10-14-5	69	Mar. 10	Kansas City	3-1 W	28-28-13
30	Dec. 19	Pittsburgh	5-1 W	11-14-5	70	Mar. 13	NY Rangers	3-7 L	28-29-13
31	Dec. 20	Montreal	2-2 T	11-14-6	71	Mar. 16	Detroit	4-2 W	29-29-13
32	Dec. 27	@ St. Louis	2-4 L	11-15-6	72	Mar. 18	@ Philadelphia	2-3 L	29-30-13
33	Dec. 28	@ Detroit	3-2 W	12-15-6	73	Mar. 19	@ Atlanta	2-2 T	29-30-14
34	Dec. 30	Kansas City	5-2 W	13-15-6	74	Mar. 21	St. Louis	2-5 L	29-31-14
35	Jan. 2	Boston	4-4 T	13-15-7	75	Mar. 23	NY Islanders	5-2 W	30-31-14
36	Jan. 4	@ Detroit	4-3 W	14-15-7	76	Mar. 26	Los Angeles	4-3 W	31-31-14
37	Jan. 6	@ Washington	5-3 W	15-15-7	77	Mar. 27	@ Los Angeles	3-7 L	31-32-14
38	Jan. 8	@ Buffalo	5-8 L	15-16-7	78	Mar. 30	California	4-4 T	31-32-15
39	Jan. 10	@ Pittsburgh	3-3 T	15-16-8	79	Apr. 2	@ California	5-0 W	32-32-15
40	Jan. 11	@ Atlanta	2-5 L	15-17-8	80	Apr. 4	Kansas City	5-2 W	33-32-15

\*Ppd. from Dec. 12



# 1976.77 SEASON RECORD

## SMYTHE DIVISION FINISH

4th (63 Points)

## COACH

Phil Maloney,  
Orland Kurtenbach

## GM

Phil Maloney

## CAPTAIN

Chris Oddleifson

## SCORING

Player	GP	G	A	PTS	PIM
Blight	78	28	40	68	32
Kearns	80	5	55	60	60
Lever	80	27	30	57	28
Ververgaert	79	27	18	45	38
Monahan	VAN 76	18	26	44	48
	TOR 1	0	0	0	0
Graves	ATL 25	8	5	13	17
	VAN 54	10	20	30	17
Oddleifson	80	14	26	40	81
Sedlbauer	70	18	20	38	29
Sanderson	STL 32	8	13	21	26
	VAN 16	7	9	16	30
Lalonde	68	17	15	32	39
Walton	40	7	24	31	32
O'Flaherty	72	12	12	24	20
Goodenough	PHI 32	4	13	17	21
	VAN 30	2	4	6	27
Snepests	79	4	18	22	149
Dailey	44	4	16	20	52
Spruce	51	9	6	15	37
Carriere	ATL 25	2	3	5	16
	VAN 49	1	9	10	55

Player	GP	G	A	PTS	PIM
J. Gould	25	7	8	15	2
Ralph Stewart	34	6	8	14	4
McIlhargey	PHI 40	2	1	3	164
	VAN 21	1	7	8	61
Gasoff	37	6	4	10	35
Wiley	34	4	6	10	4
Robitaille	40	0	9	9	21
Fortier	58	1	3	4	125
Grisdale	20	0	2	2	20
Maniago	47	0	1	1	0
Bullock	1	0	0	0	0
Manno	2	0	0	0	0
Flockhart	5	0	0	0	0
Murray	12	0	0	0	6
Ridley	37	0	0	0	4

Goaltender	GPI	MIN	GA	SO	AVG	W-L-T
Maniago	47	2,699	151	1	3.36	17-21-9
Ridley	37	2,074	134	0	3.88	8-21-4
Bullock	1	27	3	0	6.67	0-0-0

## RESULTS

No	Date	Opponent	Score	Record
1	Oct. 6	@ Pittsburgh	5-9 L	0-1-0
2	Oct. 9	@ Montreal	0-3 L	0-2-0
3	Oct. 10	@ Chicago	1-5 L	0-3-0
4	Oct. 13	Washington	4-1 W	1-3-0
5	Oct. 16	St. Louis	3-6 L	1-4-0
6	Oct. 19	@ NY Islanders	1-6 L	1-5-0
7	Oct. 20	@ Buffalo	0-4 L	1-6-0
8	Oct. 22	@ Atlanta	5-3 W	2-6-0
9	Oct. 24	@ NY Rangers	5-4 W	3-6-0
10	Oct. 26	@ St. Louis	2-5 L	3-7-0
11	Oct. 28	Cleveland	3-1 W	4-7-0
12	Oct. 30	Atlanta	3-3 T	4-7-1
13	Nov. 1	NY Islanders	2-3 L	4-8-1
14	Nov. 3	NY Rangers	1-6 L	4-9-1
15	Nov. 5	Los Angeles	4-1 W	5-9-1
16	Nov. 7	@ Boston	1-3 L	5-10-1
17	Nov. 9	@ Washington	2-4 L	5-11-1
18	Nov. 11	@ Philadelphia	4-6 L	5-12-1
19	Nov. 13	Toronto	0-3 L	5-13-1
20	Nov. 17	Buffalo	2-3 L	5-14-1
21	Nov. 19	NY Islanders	4-6 L	5-15-1
22	Nov. 22	NY Rangers	2-3 L	5-16-1
23	Nov. 24	@ Buffalo	4-4 T	5-16-2
24	Nov. 25	@ Boston	2-4 L	5-17-2
25	Nov. 27	Chicago	4-3 W	6-17-2
26	Dec. 1	Detroit	2-5 L	6-18-2
27	Dec. 3	@ Colorado	2-3 L	6-19-2
28	Dec. 5	@ Chicago	4-2 W	7-19-2
29	Dec. 7	@ Washington	3-4 L	7-20-2
30	Dec. 8	@ Toronto	4-3 W	8-20-2
31	Dec. 11	Colorado	4-4 T	8-20-3
32	Dec. 14	Buffalo	3-6 L	8-21-3
33	Dec. 16	@ Detroit	3-7 L	8-22-3
34	Dec. 18	@ Minnesota	3-1 W	9-22-3
35	Dec. 20	Montreal	4-5 L	9-23-3
36	Dec. 22	@ Los Angeles	3-2 W	10-23-3
37	Dec. 23	St. Louis	2-4 L	10-24-3
38	Dec. 27	Philadelphia	1-5 L	10-25-3
39	Dec. 29	Boston	1-8 L	10-26-3
40	Jan. 1	@ NY Islanders	5-1 W	11-26-3

No	Date	Opponent	Score	Record
41	Jan. 2	@ NY Rangers	3-5 L	11-27-3
42	Jan. 4	@ Pittsburgh	2-2 T	11-27-4
43	Jan. 5	@ Atlanta	1-4 L	11-28-4
44	Jan. 7	@ Cleveland	4-8 L	11-29-4
45	Jan. 8	@ St. Louis	5-2 W	12-29-4
46	Jan. 12	Minnesota	5-3 W	13-29-4
47	Jan. 15	Cleveland	2-4 L	13-30-4
48	Jan. 19	Pittsburgh	0-3 L	13-31-4
49	Jan. 21	Toronto	1-3 L	13-32-4
50	Jan. 23	NY Rangers	6-2 W	14-32-4
51	Jan. 27	Chicago	1-1 T	14-32-5
52	Jan. 29	Minnesota	4-3 W	15-32-5
53	Feb. 3	Montreal	4-6 L	15-33-5
54	Feb. 5	@ Minnesota	5-5 T	15-33-6
55	Feb. 6	@ Detroit	2-3 L	15-34-6
56	Feb. 9	@ Montreal	0-6 L	15-35-6
57	Feb. 11	Pittsburgh	3-2 W	16-35-6
58	Feb. 14	NY Islanders	1-2 L	16-36-6
59	Feb. 16	Boston	3-7 L	16-37-6
60	Feb. 19	Atlanta	5-1 W	17-37-6
61	Feb. 21	St. Louis	0-4 L	17-38-6
62	Feb. 24	@ Los Angeles	2-2 T	17-38-7
63	Feb. 26	@ Minnesota	0-3 L	17-39-7
64	Feb. 27	@ Chicago	4-3 W	18-39-7
65	Mar. 2	@ Atlanta	2-1 W	19-39-7
66	Mar. 3	@ Philadelphia	2-5 L	19-40-7
67	Mar. 5	@ Toronto	4-4 T	19-40-8
68	Mar. 9	Washington	5-2 W	20-40-8
69	Mar. 10	Chicago	5-0 W	21-40-8
70	Mar. 12	Colorado	2-2 T	21-40-9
71	Mar. 13	@ Colorado	6-2 W	22-40-9
72	Mar. 15	Detroit	7-1 W	23-40-9
73	Mar. 19	@ St. Louis	4-4 T	23-40-10
74	Mar. 20	@ Colorado	4-1 W	24-40-10
75	Mar. 22	Philadelphia	4-4 T	24-40-11
76	Mar. 25	@ Cleveland	4-4 T	24-40-12
77	Mar. 26	@ Philadelphia	3-9 L	24-41-12
78	Mar. 29	Los Angeles	3-3 T	24-41-13
79	Apr. 1	Colorado	3-6 L	24-42-13
80	Apr. 3	Minnesota	6-3 W	25-42-13

# 1977.78 SEASON RECORD

## SMYTHE DIVISION FINISH

3rd (57 Points)

## COACH

Orland Kurtenbach

## GM

Jake Milford

## CAPTAIN

Don Lever

## SCORING

Player	GP	G	A	PTS	PIM
Walton	65	29	37	66	30
Blight	80	25	38	63	33
Vervegaert	80	21	33	54	23
Lever	75	17	32	49	58
Martin	CHI 7	1	1	2	0
	VAN 67	15	31	46	36
Graves	80	21	26	47	18
Kearns	80	4	43	47	27
Gillis	79	23	18	41	35
Oddleifson	78	17	22	39	64
Sedlbauer	62	18	12	30	25
Monahan	67	10	19	29	28
Alexander	32	8	18	26	6
Snepsts	75	4	16	20	118
Manno	49	5	14	19	29
O'Flaherty	59	6	11	17	15
Gassoff	47	9	6	15	70
Grisdale	42	0	9	9	47
McIlhargey	69	3	5	8	172

Player	GP	G	A	PTS	PIM	
Kannegiesser	42	1	7	8	36	
Goodenough	42	1	6	7	28	
Ralph Stewart	16	2	3	5	0	
McCarthy	PHI 22	1	2	3	21	
	VAN 1	0	0	0	0	
Carriere	7	0	3	3	11	
Callander	PHI 15	2	1	3	5	
	VAN 17	2	0	2	2	
Flockhart	24	0	1	1	12	
Ridley	40	0	1	1	9	
Veysey	1	0	0	0	0	
Bannerman	1	0	0	0	0	
Hanlon	4	0	0	0	2	
Maniago	46	0	0	0	18	
Goaltender	GPI	MIN	GA	SO	AVG	W-L-T
Bannerman	1	20	0	0	0.00	0-0-0
Hanlon	4	200	9	0	2.70	1-2-1
Maniago	46	2,570	172	1	4.02	10-24-8
Ridley	40	2,010	136	0	4.06	9-17-8

## RESULTS

No	Date	Opponent	Score	Record
1	Oct. 12	@ NY Rangers	3-6 L	0-1-0
2	Oct. 14	@ Colorado	4-4 T	0-1-1
3	Oct. 15	@ Minnesota	5-3 W	1-1-1
4	Oct. 18	Detroit	3-2 W	2-1-1
5	Oct. 23	Boston	3-3 T	2-1-2
6	Oct. 25	Los Angeles	3-1 W	3-1-2
7	Oct. 27	NY Islanders	2-3 L	3-2-2
8	Oct. 29	Colorado	2-6 L	3-3-2
9	Nov. 2	Toronto	1-5 L	3-4-2
10	Nov. 4	NY Rangers	1-5 L	3-5-2
11	Nov. 6	@ Philadelphia	2-3 L	3-6-2
12	Nov. 8	@ Colorado	2-6 L	3-7-2
13	Nov. 9	@ St. Louis	6-8 L	3-8-2
14	Nov. 11	Minnesota	4-2 W	4-8-2
15	Nov. 15	Cleveland	5-4 W	5-8-2
16	Nov. 17	@ Boston	4-4 T	5-8-3
17	Nov. 19	@ NY Islanders	2-9 L	5-9-3
18	Nov. 20	@ NY Rangers	3-0 W	6-9-3
19	Nov. 22	Pittsburgh	3-3 T	6-9-4
20	Nov. 26	Chicago	2-2 T	6-9-5
21	Nov. 29	Philadelphia	0-3 L	6-10-5
22	Dec. 2	Atlanta	3-2 W	7-10-5
23	Dec. 4	@ Chicago	6-2 W	8-10-5
24	Dec. 6	@ Washington	5-2 W	9-10-5
25	Dec. 7	@ Atlanta	2-2 T	9-10-6
26	Dec. 10	@ Montreal	2-7 L	9-11-6
27	Dec. 11	@ Buffalo	0-3 L	9-12-6
28	Dec. 13	Washington	3-1 W	10-12-6
29	Dec. 17	Buffalo	5-5 T	10-12-7
30	Dec. 19	@ Los Angeles	2-3 L	10-13-7
31	Dec. 20	Atlanta	2-2 T	10-13-8
32	Dec. 23	Minnesota	5-7 L	10-14-8
33	Dec. 27	NY Islanders	2-4 L	10-15-8
34	Dec. 30	Colorado	2-2 T	10-15-9
35	Jan. 1	@ Chicago	3-2 W	11-15-9
36	Jan. 3	@ NY Islanders	1-4 L	11-16-9
37	Jan. 4	@ Pittsburgh	3-8 L	11-17-9
38	Jan. 6	@ Cleveland	1-6 L	11-18-9
39	Jan. 7	@ Toronto	4-6 L	11-19-9
40	Jan. 11	St. Louis	6-4 W	12-19-9

No	Date	Opponent	Score	Record
41	Jan. 14	Colorado	3-3 T	12-19-10
42	Jan. 17	NY Rangers	4-5 L	12-20-10
43	Jan. 19	Toronto	3-3 T	12-20-11
44	Jan. 21	@ Montreal	1-8 L	12-21-11
45	Jan. 22	@ Buffalo	2-2 T	12-21-12
46	Jan. 26	Philadelphia	2-6 L	12-22-12
47	Jan. 28	St. Louis	8-3 W	13-22-12
48	Jan. 31	Washington	4-2 W	14-22-12
49	Feb. 2	Montreal	4-4 T	14-22-13
50	Feb. 4	Chicago	1-5 L	14-23-13
51	Feb. 7	Atlanta	2-4 L	14-24-13
52	Feb. 9	@ Philadelphia	2-5 L	14-25-13
53	Feb. 11	@ Minnesota	2-3 L	14-26-13
54	Feb. 12	@ Detroit	3-8 L	14-27-13
55	Feb. 14	@ Washington	4-2 W	15-27-13
56	Feb. 15	@ NY Rangers	3-6 L	15-28-13
57	Feb. 17	@ Cleveland	2-3 L	15-29-13
58	Feb. 18	@ St. Louis	3-4 L	15-30-13
59	Feb. 22	Boston	4-6 L	15-31-13
60	Feb. 25	Minnesota	5-1 W	16-31-13
61	Feb. 27	Cleveland	3-3 T	16-31-14
62	Mar. 1	Chicago	3-2 W	17-31-14
63	Mar. 4	@ Toronto	3-4 L	17-32-14
64	Mar. 5	@ Boston	3-6 L	17-33-14
65	Mar. 7	@ NY Islanders	2-5 L	17-34-14
66	Mar. 8	@ Atlanta	3-8 L	17-35-14
67	Mar. 11	@ Pittsburgh	3-1 W	18-35-14
68	Mar. 12	@ Detroit	4-4 T	18-35-15
69	Mar. 15	Pittsburgh	7-4 W	19-35-15
70	Mar. 17	@ Colorado	1-3 L	19-36-15
71	Mar. 18	Detroit	4-5 L	19-37-15
72	Mar. 20	Montreal	1-5 L	19-38-15
73	Mar. 24	Buffalo	2-2 T	19-38-16
74	Mar. 26	@ Chicago	3-4 L	19-39-16
75	Mar. 28	@ Minnesota	4-9 L	19-40-16
76	Mar. 29	@ St. Louis	1-3 L	19-41-16
77	Mar. 31	Philadelphia	2-3 L	19-42-16
78	Apr. 4	St. Louis	3-2 W	20-42-16
79	Apr. 7	Los Angeles	5-5 T	20-42-17
80	Apr. 8	@ Los Angeles	3-5 L	20-43-17

# 1978.79 SEASON RECORD

## SMYTHE DIVISION FINISH

2nd (63 Points)

## COACH

Harry Neale

## GM

Jake Milford

## CAPTAIN

Don Lever, Kevin McCarthy

## SCORING

Player	GP	G	A	PTS	PIM
Sedlbauer	79	40	16	56	26
Gradin	76	20	31	51	22
Lever	71	23	21	44	17
Smyl	62	14	24	38	89
Oddleifson	67	11	26	37	51
Fraser	78	16	19	35	116
Kearns	78	3	31	34	28
Snepsts	76	7	24	31	130
Martin	64	12	14	26	24
Graves	62	11	15	26	14
Ververgaert	35	9	17	26	13
Gillis	78	13	12	25	33
Manno	52	5	16	21	42
Lindgren	64	2	19	21	68
Blight	56	5	10	15	16
Eriksson	35	2	12	14	4
Goodenough	36	4	9	13	18

Player	GP	G	A	PTS	PIM
Gasoff	34	4	7	11	53
Derlago	9	4	4	8	2
Tudor	24	4	4	8	19
Kozak	28	2	5	7	30
McIlhargey	53	2	4	6	129
Callander	32	4	1	5	7
Grisdale	41	0	3	3	54
Flockhart	14	1	1	2	0
Zetterstrom	14	0	1	1	2
Wilson	17	0	1	1	0
Hanlon	31	0	1	1	30
Bromley	38	0	1	1	6
Smith	2	0	0	0	2

Goaltender	GPI	MIN	GA	SO	AVG	W-L-T
Hanlon	31	1821	94	3	3.10	12-13-5
Bromley	38	2,144	136	2	3.81	11-19-6
Wilson	17	835	58	0	4.17	2-10-2

## RESULTS

No	Date	Opponent	Score	Record
1	Oct. 11	Colorado	8-2 W	1-0-0
2	Oct. 13	St. Louis	8-4 W	2-0-0
3	Oct. 15	@ Chicago	3-3 T	2-0-1
4	Oct. 17	@ St. Louis	6-8 L	2-1-1
5	Oct. 18	@ Minnesota	2-7 L	2-2-1
6	Oct. 20	Boston	1-5 L	2-3-1
7	Oct. 22	Buffalo	3-2 W	3-3-1
8	Oct. 25	@ NY Rangers	2-6 L	3-4-1
9	Oct. 28	@ NY Islanders	2-5 L	3-5-1
10	Oct. 29	@ Philadelphia	5-2 W	4-5-1
11	Nov. 1	@ Chicago	1-0 W	5-5-1
12	Nov. 3	Toronto	1-3 L	5-6-1
13	Nov. 5	NY Rangers	2-5 L	5-7-1
14	Nov. 7	@ Atlanta	2-4 L	5-8-1
15	Nov. 8	@ Detroit	6-4 W	6-8-1
16	Nov. 10	Minnesota	2-3 L	6-9-1
17	Nov. 12	Philadelphia	0-4 L	6-10-1
18	Nov. 16	Pittsburgh	3-6 L	6-11-1
19	Nov. 18	Montreal	2-4 L	6-12-1
20	Nov. 21	Chicago	5-2 W	7-12-1
21	Nov. 23	@ Colorado	7-2 W	8-12-1
22	Nov. 25	NY Islanders	2-5 L	8-13-1
23	Nov. 28	@ St. Louis	6-3 W	9-13-1
24	Nov. 29	@ Chicago	1-1 T	9-13-2
25	Dec. 1	Detroit	2-1 W	10-13-2
26	Dec. 5	Atlanta	3-0 W	11-13-2
27	Dec. 7	Chicago	4-2 W	12-13-2
28	Dec. 9	Washington	5-7 L	12-14-2
29	Dec. 12	@ Boston	3-7 L	12-15-2
30	Dec. 13	@ Toronto	1-5 L	12-16-2
31	Dec. 16	@ Pittsburgh	5-6 L	12-17-2
32	Dec. 17	@ Buffalo	3-6 L	12-18-2
33	Dec. 19	@ Minnesota	3-5 L	12-19-2
34	Dec. 20	@ Detroit	2-7 L	12-20-2
35	Dec. 23	Los Angeles	2-0 W	13-20-2
36	Dec. 28	Buffalo	3-3 T	13-20-3
37	Dec. 30	@ Los Angeles	0-4 L	13-21-3
38	Jan. 2	@ NY Islanders	0-9 L	13-22-3
39	Jan. 3	@ Pittsburgh	5-3 W	14-22-3
40	Jan. 5	@ NY Rangers	4-6 L	14-23-3

No	Date	Opponent	Score	Record
41	Jan. 6	@ Montreal	0-2 L	14-24-3
42	Jan. 8	@ Toronto	5-1 W	15-24-3
43	Jan. 11	St. Louis	4-3 W	16-24-3
44	Jan. 13	@ St. Louis	3-3 T	16-24-4
45	Jan. 14	@ Washington	3-5 L	16-25-4
46	Jan. 16	Montreal	2-2 T	16-25-5
47	Jan. 19	Toronto	3-3 T	16-25-6
48	Jan. 24	Chicago	0-5 L	16-26-6
49	Jan. 26	St. Louis	4-1 W	17-26-6
50	Jan. 27	@ Colorado	2-2 T	17-26-7
51	Jan. 30	NY Rangers	3-5 L	17-27-7
52	Feb. 1	@ Atlanta	1-4 L	17-28-7
53	Feb. 3	@ Washington	5-1 W	18-28-7
54	Feb. 4	@ Boston	1-6 L	18-29-7
55	Feb. 13	@ St. Louis	3-3 T	18-29-8
56	Feb. 14	@ Minnesota	1-8 L	18-30-8
57	Feb. 17	NY Islanders	3-5 L	18-31-8
58	Feb. 20	Philadelphia	3-3 T	18-31-9
59	Feb. 22	Colorado	0-3 W	19-31-9
60	Feb. 24	Boston	3-4 L	19-32-9
61	Feb. 26	@ Los Angeles	0-2 L	19-33-9
62	Feb. 28	Chicago	4-4 T	19-33-10
63	Mar. 2	Washington	2-6 L	19-34-10
64	Mar. 4	Los Angeles	2-3 L	19-35-10
65	Mar. 7	@ Toronto	0-2 L	19-36-10
66	Mar. 8	@ Montreal	1-11 L	19-37-10
67	Mar. 10	Colorado	1-3 L	19-38-10
68	Mar. 13	Pittsburgh	3-9 L	19-39-10
69	Mar. 15	@ Buffalo	2-4 L	19-40-10
70	Mar. 16	@ Colorado	4-1 W	20-40-10
71	Mar. 18	Atlanta	2-1 W	21-40-10
72	Mar. 21	St. Louis	1-1 T	21-40-11
73	Mar. 23	Buffalo	3-4 L	21-41-11
74	Mar. 25	Minnesota	2-1 W	22-41-11
75	Mar. 27	Detroit	5-2 W	23-41-11
76	Mar. 29	@ Philadelphia	0-5 L	23-42-11
77	Mar. 31	@ Colorado	2-0 W	24-42-11
78	Apr. 1	@ Chicago	2-2 T	24-42-12
79	Apr. 3	Colorado	2-1 W	25-42-12
80	Apr. 6	Minnesota	2-2 T	25-42-13

# 1979.80 SEASON RECORD

## SMYTHE DIVISION FINISH

3rd (70 Points)

## COACH

Harry Neale

## GM

Jake Milford

## CAPTAIN

Kevin McCarthy

## SCORING

Player	GP	G	A	PTS	PIM	Player	GP	G	A	PTS	PIM
Smyl	77	31	47	78	204	Manery	21	2	1	3	15
Gradin	80	30	45	75	22	McIlhargey	24	0	2	2	41
Boldirev	ATL 52	16	24	40	20	Lupul	51	9	11	20	24
	VAN 27	16	11	27	14	Ashton	47	5	14	19	11
Williams	TOR 55	22	18	40	197	Kearns	67	1	18	19	24
	VAN 23	8	5	13	81	Blight	33	12	6	18	54
McCarthy	79	15	30	45	70	Manno	40	3	14	17	14
Fraser	78	17	25	42	143	Hughes	52	2	11	13	181
Lever	51	21	17	38	32	Logan	CHI 12	2	3	5	34
Lindgren	73	5	30	35	66		VAN 33	1	5	6	109
Derlago	54	11	15	26	27	Callander	4	1	1	2	0
Brasar	MIN 22	1	14	15	0	Goodenough	5	0	2	2	2
	VAN 48	9	10	19	7	Hubick	5	0	1	1	0
Gillis	67	13	17	30	108	Minor	5	0	1	1	2
Rota	ATL 44	10	8	18	49	Affleck	5	0	1	1	0
	VAN 26	5	6	11	29	Hanlon	57	0	1	1	43
Oddleifson	75	8	20	28	76	Hazlett	1	0	0	0	0
Snepsts	79	3	20	23	202	Tudor	2	0	0	0	0
Vaive	47	13	8	21	111	Bromley	15	0	0	0	2
Butler	TOR 55	7	8	15	29						
	VAN 23	4	4	8	21						
Sedlbauer	32	10	4	14	7						
Holt	22	1	3	4	80						
Smith	19	1	3	4	50						

## RESULTS

No	Date	Opponent	Score	Record	No	Date	Opponent	Score	Record
1	Oct. 9	St. Louis	2-5 L	0-1-0	41	Jan. 8	@ NY Islanders	0-3 L	15-19-7
2	Oct. 12	Detroit	3-1 W	1-1-0	42	Jan. 9	@ Pittsburgh	2-4 L	15-20-7
3	Oct. 14	@ Edmonton	4-4 T	1-1-1	43	Jan. 11	@ Washington	4-7 L	15-21-7
4	Oct. 17	@ St. Louis	5-1 W	2-1-1	44	Jan. 12	@ Toronto	4-6 L	15-22-7
5	Oct. 18	@ NY Rangers	3-6 L	2-2-1	45	Jan. 16	Atlanta	3-5 L	15-23-7
6	Oct. 20	@ Toronto	0-2 L	2-3-1	46	Jan. 18	Buffalo	2-2 T	15-23-8
7	Oct. 21	@ Buffalo	3-3 T	2-3-2	47	Jan. 22	Colorado	3-5 L	15-24-8
8	Oct. 24	Toronto	5-1 W	3-3-2	48	Jan. 23	NY Rangers	4-6 L	15-25-8
9	Oct. 27	Washington	5-3 W	4-3-2	49	Jan. 27	Toronto	2-5 L	15-26-8
10	Oct. 31	NY Islanders	2-2 T	4-3-3	50	Jan. 29	Montreal	3-4 L	15-27-8
11	Nov. 2	Boston	3-3 T	4-3-4	51	Feb. 2	@ Minnesota	5-4 W	16-27-8
12	Nov. 4	NY Rangers	2-4 L	4-4-4	52	Feb. 3	@ Buffalo	0-3 L	16-28-8
13	Nov. 6	Minnesota	7-7 T	4-4-5	53	Feb. 7	@ Philadelphia	4-1 W	17-28-8
14	Nov. 10	@ Detroit	2-1 W	5-4-5	54	Feb. 9	@ Montreal	4-3 W	18-28-8
15	Nov. 11	@ Philadelphia	4-5 L	5-5-5	55	Feb. 12	@ Hartford	5-5 T	18-28-9
16	Nov. 13	@ Atlanta	5-3 W	6-5-5	56	Feb. 16	Washington	3-5 L	18-29-9
17	Nov. 14	@ Chicago	5-2 W	7-5-5	57	Feb. 17	NY Islanders	4-2 W	19-29-9
18	Nov. 16	Pittsburgh	5-2 W	8-5-5	58	Feb. 19	St. Louis	1-3 L	19-30-9
19	Nov. 18	Montreal	5-2 W	9-5-5	59	Feb. 22	Philadelphia	3-7 L	19-31-9
20	Nov. 20	Los Angeles	1-5 L	9-6-5	60	Feb. 23	Boston	4-4 T	19-31-10
21	Nov. 23	Philadelphia	2-5 L	9-7-5	61	Feb. 26	@ Minnesota	4-5 L	19-32-10
22	Nov. 24	@ Winnipeg	3-5 L	9-8-5	62	Feb. 29	@ Winnipeg	3-3 T	19-32-11
23	Nov. 28	Winnipeg	4-2 W	10-8-5	63	Mar. 1	@ Edmonton	5-2 W	20-32-11
24	Nov. 30	Chicago	1-1 T	10-8-6	64	Mar. 4	Winnipeg	2-1 W	21-32-11
25	Dec. 2	@ Quebec	1-3 L	10-9-6	65	Mar. 5	Chicago	3-3 T	21-32-12
26	Dec. 4	@ NY Islanders	5-1 W	11-9-6	66	Mar. 7	Atlanta	3-9 L	21-33-12
27	Dec. 5	@ Pittsburgh	3-3 T	11-9-7	67	Mar. 9	@ Colorado	4-4 T	21-33-13
28	Dec. 8	@ Detroit	1-5 L	11-10-7	68	Mar. 10	@ Atlanta	5-2 W	22-33-13
29	Dec. 9	@ Boston	3-5 L	11-11-7	69	Mar. 13	@ Hartford	1-3 L	22-34-13
30	Dec. 11	Hartford	5-3 W	12-11-7	70	Mar. 15	@ Boston	2-2 T	22-34-14
31	Dec. 14	Colorado	5-3 W	13-11-7	71	Mar. 16	@ Quebec	3-2 W	23-34-14
32	Dec. 15	@ Los Angeles	3-4 L	13-12-7	72	Mar. 19	Buffalo	3-3 T	23-34-15
33	Dec. 19	@ NY Rangers	3-5 L	13-13-7	73	Mar. 21	Detroit	2-5 L	23-35-15
34	Dec. 21	@ Washington	1-2 L	13-14-7	74	Mar. 23	Quebec	2-6 L	23-36-15
35	Dec. 22	@ Montreal	2-4 L	13-15-7	75	Mar. 25	Pittsburgh	2-4 L	23-37-15
36	Dec. 28	Edmonton	3-5 L	13-16-7	76	Mar. 28	Hartford	4-4 T	23-37-16
37	Dec. 29	Quebec	6-2 W	14-16-7	77	Mar. 30	Minnesota	5-3 W	24-37-16
38	Jan. 3	@ St. Louis	2-6 L	14-17-7	78	Apr. 1	Edmonton	5-0 W	25-37-16
39	Jan. 4	@ Colorado	4-2 W	15-17-7	79	Apr. 3	Los Angeles	4-2 W	26-37-16
40	Jan. 6	@ Chicago	1-3 L	15-18-7	80	Apr. 5	@ Los Angeles	5-3 W	27-37-16

# 1980.81 SEASON RECORD

## SMYTHE DIVISION FINISH

3rd (76 Points)

## COACH

Harry Neale

## GM

Jake Milford

## CAPTAIN

Kevin McCarthy

## SCORING

Player	GP	G	A	PTS	PIM
Gradin	79	21	48	69	34
Smyl	80	25	38	63	171
Brasar	80	22	41	63	8
Williams	77	35	27	62	343
Schmautz	73	27	34	61	137
Boldirev	72	26	33	59	34
MacDonald	EDM 51	19	24	43	27
	VAN 12	5	9	14	10
Rota	80	25	31	56	124
McCarthy	80	16	37	53	85
Fraser	77	25	24	49	118
Ashton	77	18	11	29	57
Lanz	76	7	22	29	40
Butler	80	12	14	26	60
Minor	74	10	14	24	108
Lindgren	52	4	18	22	32
Halward	LA 51	4	15	19	96
	VAN 7	0	1	1	4

Player	GP	G	A	PTS	PIM	
Snepsts	76	3	16	19	212	
Marois	NYR 8	1	2	3	46	
	VAN 50	4	12	16	115	
Kearns	46	1	14	15	28	
Manno	20	0	11	11	30	
Campbell	42	1	8	9	75	
Gillis	11	0	4	4	4	
Christie	9	1	1	2	0	
Lupul	7	0	2	2	2	
Blight	3	1	0	1	4	
Hanlon	17	0	1	1	10	
Bromley	20	0	1	1	0	
Primeau	2	0	0	0	4	
Logan	7	0	0	0	13	
Oddleifson	8	0	0	0	6	
Goaltender	GPI	MIN	GA	SO	AVG	W-L-T
Brodeur	52	3,024	177	0	3.51	17-18-16
Bromley	20	978	62	0	3.80	6-6-4
Hanlon	17	798	59	1	4.44	5-8-0

## RESULTS

No	Date	Opponent	Score	Record
1	Oct. 10	Detroit	5-3 W	1-0-0
2	Oct. 12	Quebec	8-2 W	2-0-0
3	Oct. 15	@ Chicago	2-4 L	2-1-0
4	Oct. 16	@ Philadelphia	5-2 W	3-1-0
5	Oct. 18	@ Montreal	1-4 L	3-2-0
6	Oct. 21	@ NY Islanders	6-3 W	4-2-0
7	Oct. 22	@ NY Rangers	2-3 L	4-3-0
8	Oct. 24	Boston	3-2 W	5-3-0
9	Oct. 26	Toronto	8-5 W	6-3-0
10	Oct. 29	@ Quebec	3-3 T	6-3-1
11	Nov. 1	@ Hartford	4-4 T	6-3-2
12	Nov. 2	@ Buffalo	3-4 L	6-4-2
13	Nov. 5	Edmonton	4-3 W	7-4-2
14	Nov. 7	Minnesota	3-2 W	8-4-2
15	Nov. 8	NY Rangers	6-4 W	9-4-2
16	Nov. 11	St. Louis	2-8 L	9-5-2
17	Nov. 14	Montreal	3-3 T	9-5-3
18	Nov. 16	Los Angeles	2-3 L	9-6-3
19	Nov. 18	Winnipeg	6-1 W	10-6-3
20	Nov. 19	@ Edmonton	6-4 W	11-6-3
21	Nov. 22	@ Hartford	3-4 L	11-7-3
22	Nov. 23	@ NY Rangers	2-2 T	11-7-4
23	Nov. 26	@ Pittsburgh	7-4 W	12-7-4
24	Nov. 28	Chicago	6-4 W	13-7-4
25	Nov. 29	Philadelphia	3-3 T	13-7-5
26	Dec. 3	Hartford	4-4 T	13-7-6
27	Dec. 4	@ Los Angeles	1-3 L	13-8-6
28	Dec. 7	NY Islanders	3-5 L	13-9-6
29	Dec. 9	@ Washington	4-2 W	14-9-6
30	Dec. 10	@ Toronto	8-5 W	15-9-6
31	Dec. 13	@ Boston	2-1 W	16-9-6
32	Dec. 14	@ Buffalo	2-2 T	16-9-7
33	Dec. 17	Montreal	4-4 T	16-9-8
34	Dec. 19	Pittsburgh	10-4 W	17-9-8
35	Dec. 21	Buffalo	3-3 T	17-9-9
36	Dec. 26	Los Angeles	3-6 L	17-10-9
37	Dec. 28	St. Louis	2-3 L	17-11-9
38	Dec. 30	Washington	3-3 T	17-11-10
39	Jan. 2	@ Detroit	2-2 T	17-11-11
40	Jan. 3	@ St. Louis	3-6 L	17-12-11

No	Date	Opponent	Score	Record
41	Jan. 6	@ Colorado	7-3 W	18-12-11
42	Jan. 7	@ Minnesota	1-1 T	18-12-12
43	Jan. 9	@ Winnipeg	4-4 T	18-12-13
44	Jan. 13	Colorado	3-3 T	18-12-14
45	Jan. 16	Detroit	3-1 W	19-12-14
46	Jan. 17	@ Colorado	5-2 W	20-12-14
47	Jan. 20	Toronto	2-2 T	20-12-15
48	Jan. 21	@ Edmonton	1-5 L	20-13-15
49	Jan. 24	NY Rangers	5-7 L	20-14-15
50	Jan. 28	@ Chicago	3-7 L	20-15-15
51	Jan. 29	@ Washington	1-3 L	20-16-15
52	Feb. 1	Calgary	6-2 W	21-16-15
53	Feb. 3	Washington	3-3 T	21-16-16
54	Feb. 7	@ St. Louis	2-9 L	21-17-16
55	Feb. 8	@ Detroit	2-3 L	21-18-16
56	Feb. 12	@ Philadelphia	3-4 L	21-19-16
57	Feb. 14	@ Pittsburgh	2-2 T	21-19-17
58	Feb. 15	@ Minnesota	2-7 L	21-20-17
59	Feb. 18	Boston	5-7 L	21-21-17
60	Feb. 20	Quebec	3-9 L	21-22-17
61	Feb. 22	Calgary	3-5 L	21-23-17
62	Feb. 24	Philadelphia	6-4 W	22-23-17
63	Feb. 26	@ Los Angeles	3-4 L	22-24-17
64	Feb. 27	NY Islanders	1-5 L	22-25-17
65	Mar. 1	Hartford	3-0 W	23-25-17
66	Mar. 4	@ Toronto	5-2 W	24-25-17
67	Mar. 7	@ NY Islanders	1-3 L	24-26-17
68	Mar. 8	@ Boston	1-4 L	24-27-17
69	Mar. 10	@ Calgary	2-11 L	24-28-17
70	Mar. 13	Chicago	5-3 W	25-28-17
71	Mar. 14	Buffalo	2-1 W	26-28-17
72	Mar. 17	Pittsburgh	4-3 W	27-28-17
73	Mar. 21	@ Montreal	3-5 L	27-29-17
74	Mar. 23	@ Quebec	3-3 T	27-29-18
75	Mar. 25	Colorado	4-4 T	27-29-19
76	Mar. 27	@ Winnipeg	10-2 W	28-29-19
77	Mar. 29	Minnesota	2-4 L	28-30-19
78	Apr. 1	Winnipeg	4-4 T	28-30-10
79	Apr. 3	Edmonton	2-7 L	28-31-20
80	Apr. 4	@ Calgary	5-6 L	28-32-20



## SMYTHE DIVISION FINISH

2nd (77 Points)

## COACH

Harry Neale,  
Roger Neilson

## GM

Jake Milford

## CAPTAIN

Kevin McCarthy

## SCORING

Player	GP	G	A	PTS	PIM
Gradin	76	37	49	86	32
Smyl	80	34	44	78	144
Boldirev	78	33	40	73	45
Fraser	79	28	39	67	175
Hlinka	72	23	37	60	16
Currie	STL 48	18	22	40	17
	VAN 12	5	3	8	2
Molin	72	15	31	46	10
McCarthy	71	6	39	45	84
Rota	51	20	20	40	139
Williams	77	17	21	38	341
MacDonald	59	18	15	33	20
Niil	STL 61	9	12	21	127
	VAN 8	1	2	3	5
Lindgren	75	5	16	21	74
Brasar	53	6	12	18	6
Lupul	41	10	7	17	26
Delorme	59	9	8	17	177

Player	GP	G	A	PTS	PIM
Halward	37	4	13	17	40
Snepsts	68	3	14	17	153
Lanz	39	3	11	14	48
Crawford	40	4	8	12	29
Belland	28	3	6	9	16
Eldebrink	38	1	8	9	21
Campbell	47	0	8	8	131
Butler	25	3	1	4	15
Lemay	5	1	2	3	0
Bubla	23	1	1	2	16
Brodeur	52	0	2	2	0
McDonnell	7	0	1	1	12
Minor	13	0	1	1	6
Schliebener	22	0	1	1	10
Butcher	5	0	0	0	9

Goaltender	GPI	MIN	GA	SO	AVG	W-L-T
Heinz	3	180	9	1	3.00	2-1-0
Brodeur	52	3,010	168	2	3.35	20-18-12
Hanlon	28	1,610	106	1	3.95	8-14-5

## RESULTS

No	Date	Opponent	Score	Record
1	Oct. 6	Colorado	4-2 W	1-0-0
2	Oct. 8	@ Calgary	1-1 T	1-0-1
3	Oct. 9	Edmonton	6-2 W	2-0-1
4	Oct. 11	@ Buffalo	2-2 T	2-0-2
5	Oct. 14	@ NY Rangers	1-2 L	2-1-2
6	Oct. 15	@ NY Islanders	1-4 L	2-2-2
7	Oct. 17	@ Montreal	4-10 L	2-3-2
8	Oct. 19	@ Quebec	3-6 L	2-4-2
9	Oct. 23	Hartford	2-2 T	2-4-3
10	Oct. 25	Pittsburgh	4-6 L	2-5-3
11	Oct. 28	Washington	3-0 W	3-5-3
12	Oct. 31	@ Philadelphia	8-4 W	4-5-3
13	Nov. 1	@ Detroit	1-3 L	4-6-3
14	Nov. 4	@ Hartford	4-1 W	5-6-3
15	Nov. 5	@ Boston	1-2 L	5-7-3
16	Nov. 8	Winnipeg	5-1 W	6-7-3
17	Nov. 11	Quebec	6-5 W	7-7-3
18	Nov. 14	Montreal	1-4 L	7-8-3
19	Nov. 15	@ Calgary	7-4 W	8-8-3
20	Nov. 19	Detroit	8-3 W	9-8-3
21	Nov. 21	@ Edmonton	3-8 L	9-9-3
22	Nov. 22	Colorado	5-5 T	9-9-4
23	Nov. 25	Chicago	6-2 W	10-9-4
24	Nov. 27	@ Colorado	6-3 W	11-9-4
25	Nov. 28	@ Los Angeles	2-3 L	11-10-4
26	Dec. 2	Minnesota	5-0 W	12-10-4
27	Dec. 4	@ Edmonton	3-7 L	12-11-4
28	Dec. 5	Edmonton	3-3 T	12-11-5
29	Dec. 9	NY Islanders	4-3 W	13-11-5
30	Dec. 12	@ Los Angeles	5-7 L	13-12-5
31	Dec. 13	Calgary	6-7 L	13-13-5
32	Dec. 16	Toronto	6-6 T	13-13-6
33	Dec. 18	@ Colorado	1-3 L	13-14-6
34	Dec. 19	@ St. Louis	0-5 L	13-15-6
35	Dec. 22	Minnesota	4-4 T	13-15-7
36	Dec. 23	@ Edmonton	1-6 L	13-16-7
37	Dec. 26	Los Angeles	2-2 T	13-16-8
38	Dec. 29	Boston	3-5 L	13-17-8
39	Dec. 31	Edmonton	3-1 W	14-17-8
40	Jan. 2	@ Washington	2-5 L	14-18-8

No	Date	Opponent	Score	Record
41	Jan. 4	@ NY Islanders	1-4 L	14-19-8
42	Jan. 7	@ NY Rangers	1-4 L	14-20-8
43	Jan. 9	@ Pittsburgh	3-4 L	14-21-8
44	Jan. 10	@ Chicago	2-3 L	14-22-8
45	Jan. 13	Calgary	5-1 W	15-22-8
46	Jan. 15	Los Angeles	3-3 T	15-22-9
47	Jan. 17	Pittsburgh	3-3 T	15-22-10
48	Jan. 19	St. Louis	4-5 L	15-23-10
49	Jan. 22	Edmonton	3-4 L	15-24-10
50	Jan. 24	Los Angeles	5-5 T	15-24-11
51	Jan. 27	Buffalo	4-3 W	16-24-11
52	Jan. 30	Philadelphia	4-2 W	17-24-11
53	Feb. 2	NY Rangers	3-4 L	17-25-11
54	Feb. 3	Toronto	3-1 W	18-25-11
55	Feb. 6	@ Los Angeles	4-5 L	18-26-11
56	Feb. 10	@ Toronto	4-1 W	19-26-11
57	Feb. 11	@ Detroit	4-4 T	19-26-12
58	Feb. 13	@ St. Louis	3-2 W	20-26-12
59	Feb. 15	@ Chicago	4-1 W	21-26-12
60	Feb. 17	Boston	6-3 W	22-26-12
61	Feb. 20	Hartford	4-2 W	23-26-12
62	Feb. 23	Calgary	2-2 T	23-26-13
63	Feb. 25	@ Calgary	4-11 L	23-27-13
64	Feb. 26	@ Colorado	4-3 W	24-27-13
65	Feb. 28	Philadelphia	3-3 T	24-27-14
66	Mar. 3	@ Colorado	2-3 L	24-28-14
67	Mar. 6	@ Minnesota	1-3 L	24-29-14
68	Mar. 7	@ Winnipeg	2-5 L	24-30-14
69	Mar. 10	Buffalo	4-7 L	24-31-14
70	Mar. 11	@ Calgary	3-6 L	24-32-14
71	Mar. 13	@ Edmonton	3-5 L	24-33-14
72	Mar. 17	@ Washington	6-6 T	24-33-15
73	Mar. 18	@ Montreal	4-2 W	25-33-15
74	Mar. 20	@ Quebec	3-3 T	25-33-16
75	Mar. 24	Colorado	5-4 W	26-33-16
76	Mar. 27	Calgary	7-2 W	27-33-16
77	Mar. 28	Winnipeg	5-0 W	28-33-16
78	Mar. 31	Colorado	4-4 T	28-33-17
79	Apr. 3	@ Los Angeles	6-0 W	29-33-17
80	Apr. 4	Los Angeles	7-4 W	30-33-17

# 1982.83 SEASON RECORD

## SMYTHE DIVISION FINISH

3rd (75 Points)

## COACH

Roger Neilson

## GM

Harry Neale

## CAPTAIN

Stan Smyl

## SCORING

Player	GP	G	A	PTS	PIM
Smyl	74	38	50	88	114
Gradin	80	32	54	86	61
Rota	73	42	38	81	88
Hlinka	65	19	44	63	12
Halward	75	19	33	52	83
Lanz	74	10	38	48	46
Sundstrom	74	23	23	46	30
McCarthy	74	12	28	40	88
Molin	58	12	27	39	23
Bubla	72	2	28	30	59
Lupul	40	18	10	28	46
Boldirev	39	5	20	25	12
Nil	65	7	15	22	136
Williams	68	8	13	21	265
Lemay	44	11	9	20	41
Lindgren	64	6	14	20	48
Tanti	CHI 1	1	0	1	0
	VAN 39	8	8	16	16
Butcher	55	1	13	14	105
Kirton	DET 10	1	1	2	6
	VAN 31	4	6	10	4
Fraser	36	6	7	13	99

Player	GP	G	A	PTS	PIM
Delorme	56	5	8	13	87
Snepsts	46	2	8	10	80
Crawford	41	4	5	9	28
MacDonald	17	3	4	7	2
Belland	14	2	4	6	4
Minor	39	1	5	6	57
Kulak	4	1	1	2	0
Currie	8	1	1	2	0
Eldebrink	5	1	1	2	0
Garrett	QUE 17	0	1	1	2
	VAN 17	0	1	1	0
Brodeur	58	0	1	1	2
Caprice	1	0	0	0	0
Petit	2	0	0	0	0
Ellacott	12	0	0	0	0

Goaltender	GPI	MIN	GA	SO	AVG	W-L-T
Garrett	VAN 17	934	48	1	3.08	7-6-3
	QUE 17	953	64	0	4.03	6-8-2
Brodeur	58	3,291	208	0	3.79	21-26-8
Ellacott	12	555	41	0	4.43	2-3-4
Caprice	1	20	3	0	9.00	0-0-0

## RESULTS

No	Date	Opponent	Score	Record
1	Oct. 5	NY Islanders	2-1 W	1-0-0
2	Oct. 6	@ Los Angeles	3-3 T	1-0-1
3	Oct. 9	Edmonton	3-6 L	1-1-1
4	Oct. 12	@ Pittsburgh	4-5 L	1-2-1
5	Oct. 14	@ Boston	1-2 L	1-3-1
6	Oct. 16	@ Hartford	5-6 L	1-4-1
7	Oct. 19	@ NY Islanders	4-5 L	1-5-1
8	Oct. 20	@ NY Rangers	5-6 L	1-6-1
9	Oct. 23	Boston	3-2 W	2-6-1
10	Oct. 26	Hartford	8-1 W	3-6-1
11	Oct. 29	Chicago	2-2 T	3-6-2
12	Oct. 31	@ Edmonton	3-2 W	4-6-2
13	Nov. 2	@ Quebec	5-2 W	5-6-2
14	Nov. 4	@ Philadelphia	4-3 W	6-6-2
15	Nov. 6	@ Montreal	2-4 L	6-7-2
16	Nov. 7	@ Buffalo	1-3 L	6-8-2
17	Nov. 10	Los Angeles	4-2 W	7-8-2
18	Nov. 13	@ Winnipeg	2-3 L	7-9-2
19	Nov. 14	@ Winnipeg	5-6 L	7-10-2
20	Nov. 16	Detroit	4-4 T	7-10-3
21	Nov. 20	@ Edmonton	3-3 T	7-10-4
22	Nov. 21	Washington	5-3 W	8-10-4
23	Nov. 23	Quebec	5-2 W	9-10-4
24	Nov. 26	New Jersey	4-4 T	9-10-5
25	Nov. 28	Philadelphia	5-5 T	9-10-6
26	Nov. 30	Los Angeles	2-5 L	9-11-6
27	Dec. 3	Calgary	4-5 L	9-12-6
28	Dec. 5	St. Louis	6-3 W	10-12-6
29	Dec. 8	@ Toronto	7-3 W	11-12-6
30	Dec. 9	@ Minnesota	6-9 L	11-13-6
31	Dec. 11	@ St. Louis	3-1 W	12-13-6
32	Dec. 15	Montreal	2-3 L	12-14-6
33	Dec. 16	@ Calgary	3-2 W	13-14-6
34	Dec. 18	Minnesota	3-3 T	13-14-7
35	Dec. 23	Calgary	3-6 L	13-15-7
36	Dec. 26	@ Los Angeles	2-4 L	13-16-7
37	Dec. 28	Winnipeg	4-4 T	13-16-8
38	Dec. 31	Edmonton	1-8 L	13-17-8
39	Jan. 2	@ New Jersey	1-3 L	13-18-8
40	Jan. 4	@ Philadelphia	1-4 L	13-19-8

No	Date	Opponent	Score	Record
41	Jan. 6	@ Hartford	6-4 W	14-19-8
42	Jan. 7	@ Buffalo	5-5 T	14-19-8
43	Jan. 12	Calgary	4-6 L	14-20-9
44	Jan. 13	@ Calgary	2-5 L	14-21-9
45	Jan. 16	Winnipeg	6-4 W	15-21-9
46	Jan. 18	NY Rangers	3-3 T	15-21-10
47	Jan. 19	@ Edmonton	4-9 L	15-22-10
48	Jan. 22	Edmonton	4-3 W	16-22-10
49	Jan. 25	@ Detroit	2-6 L	16-23-10
50	Jan. 26	@ Chicago	5-1 W	17-23-10
51	Jan. 29	NY Islanders	3-5 L	17-24-10
52	Feb. 1	Montreal	3-7 L	17-25-10
53	Feb. 5	@ Toronto	4-6 L	17-26-10
54	Feb. 6	@ New Jersey	4-4 T	17-26-11
55	Feb. 9	@ Pittsburgh	6-2 W	18-26-11
56	Feb. 13	@ Boston	1-3 L	18-27-11
57	Feb. 15	@ Winnipeg	4-7 L	18-28-11
58	Feb. 18	Washington	1-2 L	18-29-11
59	Feb. 20	Los Angeles	5-2 W	19-29-11
60	Feb. 22	St. Louis	6-3 W	20-29-11
61	Feb. 24	@ Los Angeles	0-8 L	20-30-11
62	Feb. 25	Toronto	1-4 L	20-31-11
63	Feb. 27	Calgary	6-2 W	21-31-11
64	Mar. 1	@ Calgary	1-8 L	21-32-11
65	Mar. 2	@ Winnipeg	3-0 W	22-32-11
66	Mar. 5	Winnipeg	5-4 W	23-32-11
67	Mar. 6	Winnipeg	6-2 W	24-32-11
68	Mar. 8	NY Rangers	7-3 W	25-32-11
69	Mar. 12	Buffalo	8-3 W	26-32-11
70	Mar. 14	@ Minnesota	3-6 L	26-33-11
71	Mar. 16	@ Edmonton	3-4 L	26-34-11
72	Mar. 18	Quebec	7-3 W	27-34-11
73	Mar. 20	Detroit	6-3 W	28-34-11
74	Mar. 21	Pittsburgh	7-3 W	29-34-11
75	Mar. 23	@ Washington	1-1 T	29-34-12
76	Mar. 25	Chicago	3-3 T	29-34-13
77	Mar. 27	Los Angeles	8-4 W	30-34-13
78	Mar. 29	Edmonton	4-7 L	30-35-13
79	Mar. 31	@ Calgary	4-4 T	30-35-14
80	Apr. 3	@ Los Angeles	2-2 T	30-35-15

# 1983.84 SEASON RECORD

## SMYTHE DIVISION FINISH

3rd (73 Points)

## COACH

Roger Neilson,  
Harry Neale

## GM

Harry Neale

## CAPTAIN

Stan Smyl

## SCORING

Player	GP	G	A	PTS	PIM
Sundstrom	78	38	53	91	37
Tanti	79	45	41	86	50
Gradin	75	21	57	78	32
Smyl	80	24	43	67	136
Lanz	79	18	39	57	45
Rota	59	28	20	48	73
Lupul	69	17	27	44	51
Bubla	62	6	33	39	43
McNab	BOS 52	14	16	30	10
	VAN 13	1	6	7	10
Neely	56	16	15	31	57
Williams	67	15	16	31	294
Lemay	56	12	18	30	38
Halward	54	7	16	31	35
Gillis	37	9	13	22	7
Belland	44	7	13	20	24
Snepsts	79	4	16	20	152
McCarthy	47	2	14	16	61
Nil	51	9	6	15	78
Petit	44	6	9	15	53

Player	GP	G	A	PTS	PIM
Molin	42	6	7	13	4
Schliebener	51	2	10	12	48
Currie	18	3	3	6	2
Kirtton	26	2	3	5	2
Delorme	64	2	2	4	68
Lanthier	11	2	1	3	2
Lindgren	7	1	2	3	4
Butcher	28	2	0	2	34
Martin	12	0	2	2	6
Brodeur	36	0	2	2	0
Hall	4	1	0	1	6
Crawford	19	0	1	1	9
Lidster	8	0	0	0	4
Minor	9	0	0	0	0
Caprice	19	0	0	0	2
Garrett	29	0	0	0	9

Goaltender	GPI	MIN	GA	SO	AVG	W-L-T
Caprice	19	1,098	62	1	3.39	8-8-2
Brodeur	36	2,110	141	1	4.01	10-21-5
Garrett	29	1,653	113	0	4.10	14-10-2

## RESULTS

No	Date	Opponent	Score	Record
1	Oct. 5	Calgary	3-5 L	0-1-0
2	Oct. 7	Minnesota	10-9 W	1-1-0
3	Oct. 9	Toronto	7-4 W	2-1-0
4	Oct. 11	@ St. Louis	2-3 L	2-2-0
5	Oct. 12	@ Chicago	1-2 L	2-3-0
6	Oct. 15	@ Montreal	4-5 L	2-4-0
7	Oct. 19	Edmonton	7-10 L	2-5-0
8	Oct. 21	New Jersey	5-4 W	3-5-0
9	Oct. 22	@ Edmonton	5-5 T	3-5-1
10	Oct. 25	St. Louis	7-1 W	4-5-1
11	Oct. 28	Hartford	5-4 W	5-5-1
12	Oct. 30	@ Calgary	3-4 L	5-6-1
13	Nov. 1	@ NY Islanders	3-6 L	5-7-1
14	Nov. 4	@ Washington	4-5 L	5-8-1
15	Nov. 5	@ Detroit	3-2 W	6-8-1
16	Nov. 9	Winnipeg	2-7 L	6-9-1
17	Nov. 11	Winnipeg	4-2 W	7-9-1
18	Nov. 13	Montreal	4-3 W	8-9-1
19	Nov. 16	@ Los Angeles	2-5 L	8-10-1
20	Nov. 18	Los Angeles	2-5 L	8-11-1
21	Nov. 20	Los Angeles	8-3 W	9-11-1
22	Nov. 23	@ Winnipeg	4-1 W	10-11-1
23	Nov. 26	Philadelphia	4-5 L	10-12-1
24	Nov. 28	@ NY Rangers	3-3 T	10-12-2
25	Nov. 30	@ Hartford	6-2 W	11-12-2
26	Dec. 1	@ Boston	1-7 L	11-13-2
27	Dec. 3	@ Toronto	5-5 T	11-13-3
28	Dec. 6	NY Islanders	2-5 L	11-14-3
29	Dec. 7	@ Edmonton	4-5 L	11-15-3
30	Dec. 10	Edmonton	3-2 W	12-15-3
31	Dec. 13	Quebec	6-2 W	13-15-3
32	Dec. 16	Calgary	5-3 W	14-15-3
33	Dec. 18	@ Buffalo	2-3 L	14-16-3
34	Dec. 20	@ Quebec	4-6 L	14-17-3
35	Dec. 21	@ Detroit	9-5 W	15-17-3
36	Dec. 26	Los Angeles	4-5 L	15-18-3
37	Dec. 28	Edmonton	2-4 L	15-19-3
38	Dec. 30	@ Calgary	1-5 L	15-20-3
39	Dec. 31	Boston	5-5 T	15-20-4
40	Jan. 3	@ Los Angeles	4-3 W	16-20-4

No	Date	Opponent	Score	Record
41	Jan. 4	@ Los Angeles	3-3 T	16-20-5
42	Jan. 7	@ Minnesota	0-2 L	16-21-5
43	Jan. 8	@ Chicago	0-2 L	16-22-5
44	Jan. 10	@ St. Louis	0-2 L	16-23-5
45	Jan. 13	Washington	4-6 L	16-24-5
46	Jan. 15	Hartford	5-0 W	17-24-5
47	Jan. 17	Buffalo	1-5 L	17-25-5
48	Jan. 18	@ Edmonton	5-7 L	17-26-5
49	Jan. 20	@ Winnipeg	6-6 T	17-26-6
50	Jan. 22	@ Winnipeg	4-6 L	17-27-6
51	Jan. 25	Edmonton	4-6 L	17-28-6
52	Jan. 27	Philadelphia	4-0 W	18-28-6
53	Jan. 29	New Jersey	3-2 W	19-28-6
54	Feb. 2	@ Los Angeles	2-4 L	19-29-6
55	Feb. 4	NY Rangers	4-5 L	19-30-6
56	Feb. 5	@ Calgary	2-4 L	19-31-6
57	Feb. 7	@ Quebec	4-2 W	20-31-6
58	Feb. 9	@ Montreal	7-6 W	21-31-6
59	Feb. 11	@ NY Islanders	4-6 L	21-32-6
60	Feb. 12	@ Philadelphia	6-5 W	22-32-6
61	Feb. 17	Pittsburgh	1-4 L	22-33-6
62	Feb. 19	Calgary	5-2 W	23-33-6
63	Feb. 21	Boston	2-5 L	23-34-6
64	Feb. 23	@ Calgary	2-3 L	23-35-6
65	Feb. 24	Los Angeles	5-3 W	24-35-6
66	Feb. 26	Toronto	4-4 T	24-35-7
67	Feb. 28	@ Washington	3-2 W	25-35-7
68	Feb. 29	@ Pittsburgh	9-5 W	26-35-7
69	Mar. 2	@ New Jersey	2-4 L	26-36-7
70	Mar. 4	@ NY Rangers	5-4 W	27-36-7
71	Mar. 7	Winnipeg	4-3 W	28-36-7
72	Mar. 9	Chicago	4-3 W	29-36-7
73	Mar. 11	@ Edmonton	2-12 L	29-37-7
74	Mar. 13	Pittsburgh	4-3 W	30-37-7
75	Mar. 17	Buffalo	2-5 L	30-38-7
76	Mar. 20	Detroit	3-6 L	30-39-7
77	Mar. 23	@ Winnipeg	4-3 W	31-39-7
78	Mar. 25	Calgary	4-4 T	31-39-8
79	Mar. 28	Winnipeg	5-1 W	32-39-8
80	Mar. 30	Minnesota	3-3 T	32-39-9

# 1984.85 SEASON RECORD

## SMYTHE DIVISION FINISH

5th (59 Points)

## COACH

Bill Laforge,  
Harry Neale

## GM

Harry Neale

## CAPTAIN

Stan Smyl

## SCORING

Player	GP	G	A	PTS	PIM
Sundstrom	71	25	43	68	46
Smyl	80	27	37	64	100
Gradin	76	22	42	64	43
Tanti	68	39	20	59	45
Lemay	74	21	31	52	68
McNab	75	23	25	48	10
Neely	72	21	18	39	137
Skriko	72	21	14	35	10
MacAdam	80	14	20	34	27
Halward	71	7	27	34	82
Petit	69	5	26	31	127
Lidster	78	6	24	30	55
Lupul	66	12	17	29	82
Daigneault	67	4	23	27	69
Kirton	62	17	5	22	21
Lanz	57	2	17	19	69
Bubla	56	2	15	17	54
Gillis	37	5	11	16	23
Butcher	75	3	9	12	152

Player	GP	G	A	PTS	PIM
Lanthier	27	6	4	10	13
Belland	13	0	6	6	6
Hall	7	1	4	5	51
Delorme	31	1	2	3	51
Stevens	6	0	3	3	6
Caprice	28	0	2	2	0
Martin	12	0	1	1	39
Brodeur	51	0	1	1	4
Crawford	1	0	0	0	4
Holloway	2	0	0	0	0
Morrison	8	0	0	0	0
Coxe	9	0	0	0	49
Garrett	10	0	0	0	14
Schliebener	11	0	0	0	16

Goaltender	GPI	MIN	GA	SO	AVG	W-L-T
Brodeur	51	2,930	228	0	4.67	16-27-6
Caprice	28	1,523	122	0	4.81	8-14-3
Garrett	10	407	44	0	6.49	1-5-0

## RESULTS

No	Date	Opponent	Score	Record
1	Oct. 11	Quebec	2-5 L	0-1-0
2	Oct. 13	@ Los Angeles	6-5 W	1-1-0
3	Oct. 14	Calgary	5-7 L	1-2-0
4	Oct. 17	@ Pittsburgh	3-4 L	1-3-0
5	Oct. 18	@ Philadelphia	2-13 L	1-4-0
6	Oct. 20	@ Hartford	2-3 L	1-5-0
7	Oct. 23	@ NY Islanders	5-6 L	1-6-0
8	Oct. 24	@ Chicago	3-9 L	1-7-0
9	Oct. 28	Washington	2-5 L	1-8-0
10	Oct. 30	@ Edmonton	0-7 L	1-9-0
11	Oct. 31	Los Angeles	3-10 L	1-10-0
12	Nov. 3	Chicago	6-4 W	2-10-0
13	Nov. 7	@ Toronto	4-4 T	2-10-1
14	Nov. 9	@ Winnipeg	5-7 L	2-11-1
15	Nov. 10	@ Minnesota	5-5 T	2-11-2
16	Nov. 12	Montreal	3-5 L	2-12-2
17	Nov. 14	Detroit	3-2 W	3-12-2
18	Nov. 16	Pittsburgh	7-6 W	4-12-2
19	Nov. 17	@ Edmonton	0-7 L	4-13-2
20	Nov. 20	St. Louis	1-5 L	4-14-2
21	Nov. 21	@ Calgary	4-6 L	4-15-2
22	Nov. 23	Winnipeg	1-5 L	4-16-2
23	Nov. 25	Calgary	2-4 L	4-17-2
24	Nov. 27	St. Louis	1-6 L	4-18-2
25	Nov. 29	@ Los Angeles	1-12 L	4-19-2
26	Dec. 1	@ Los Angeles	3-6 L	4-20-2
27	Dec. 3	NY Islanders	4-5 L	4-21-2
28	Dec. 8	Edmonton	3-2 W	5-21-2
29	Dec. 11	@ Quebec	4-3 W	6-21-2
30	Dec. 13	@ Montreal	5-4 W	7-21-2
31	Dec. 15	@ Boston	1-2 L	7-22-2
32	Dec. 16	@ Buffalo	2-2 T	7-22-3
33	Dec. 20	@ Calgary	1-9 L	7-23-3
34	Dec. 21	@ Edmonton	3-1 W	8-23-3
35	Dec. 23	Calgary	4-5 L	8-24-3
36	Dec. 26	Los Angeles	3-3 T	8-24-4
37	Dec. 28	Philadelphia	4-7 L	8-25-4
38	Dec. 30	Edmonton	7-7 T	8-25-5
39	Jan. 2	@ NY Rangers	0-6 L	8-26-5
40	Jan. 3	@ New Jersey	6-4 W	9-26-5

No	Date	Opponent	Score	Record
41	Jan. 5	@ Toronto	4-1 W	10-26-5
42	Jan. 8	@ Philadelphia	3-5 L	10-27-5
43	Jan. 9	@ Pittsburgh	4-7 L	10-28-5
44	Jan. 13	Toronto	3-5 L	10-29-5
45	Jan. 15	NY Islanders	6-5 W	11-29-5
46	Jan. 18	Edmonton	4-4 T	11-29-6
47	Jan. 19	@ Edmonton	5-7 L	11-30-6
48	Jan. 21	Calgary	3-3 T	11-30-7
49	Jan. 23	Winnipeg	4-6 L	11-31-7
50	Jan. 25	Winnipeg	7-4 W	12-31-7
51	Jan. 26	@ Calgary	2-6 L	12-32-7
52	Jan. 30	Montreal	5-4 W	13-32-7
53	Feb. 1	Hartford	4-3 W	14-32-7
54	Feb. 3	NY Rangers	4-1 W	15-32-7
55	Feb. 6	@ St. Louis	0-4 L	15-33-7
56	Feb. 8	@ Winnipeg	5-5 T	15-33-8
57	Feb. 10	@ Winnipeg	5-3 W	16-33-8
58	Feb. 16	Boston	3-2 W	17-33-8
59	Feb. 19	New Jersey	7-5 W	18-33-8
60	Feb. 21	Washington	2-6 L	18-34-8
61	Feb. 23	Quebec	5-7 L	18-35-8
62	Feb. 26	@ Washington	2-3 L	18-36-8
63	Feb. 27	@ Detroit	5-11 L	18-37-8
64	Mar. 2	@ Boston	0-5 L	18-38-8
65	Mar. 3	@ Hartford	7-6 W	19-38-8
66	Mar. 6	NY Rangers	3-6 L	19-39-8
67	Mar. 8	Los Angeles	4-3 W	20-39-8
68	Mar. 10	Edmonton	6-3 W	21-39-8
69	Mar. 13	Buffalo	6-4 W	22-39-8
70	Mar. 15	Detroit	5-6 L	22-40-8
71	Mar. 17	Chicago	4-6 L	22-41-8
72	Mar. 20	@ Buffalo	5-4 W	23-41-8
73	Mar. 21	@ New Jersey	3-2 W	24-41-8
74	Mar. 23	@ Winnipeg	4-6 L	24-42-8
75	Mar. 25	@ Minnesota	3-5 L	24-43-8
76	Mar. 27	Winnipeg	3-5 L	24-44-8
77	Mar. 31	Minnesota	3-2 W	25-44-8
78	Apr. 3	@ Calgary	3-5 L	25-45-8
79	Apr. 5	Los Angeles	3-4 L	25-46-8
80	Apr. 6	@ Los Angeles	4-4 T	25-46-9

# 1985.86 SEASON RECORD

## SMYTHE DIVISION FINISH

4th (59 Points)

## COACH

Tom Watt

## GM

Jack Gordon

## CAPTAIN

Stan Smyl

## SCORING

Player	GP	G	A	PTS	PIM
Skriko	80	38	40	78	34
Tanti	77	39	33	72	85
Sundstrom	79	18	48	66	28
Smyl	73	27	35	62	144
Lanz	75	15	38	53	73
Gradin	71	14	27	41	34
Neely	73	14	20	34	126
Halward	70	8	25	33	111
Lemay	48	16	15	31	92
Peterson	77	8	23	31	94
Tambellini	48	15	15	30	12
Bubla	43	6	24	30	30
Lidster	78	12	16	28	56
Daigneault	64	5	23	28	45
Crawford	54	11	14	25	92
Lowry	73	10	8	18	143

Player	GP	G	A	PTS	PIM
Lanthier	62	7	10	17	12
Hall	19	5	5	10	6
Coxe	57	3	5	8	176
Petit	32	1	6	7	27
Lupul	19	4	1	5	12
Sandlak	23	1	3	4	10
Belland	7	1	2	3	4
Cochrane	49	0	3	3	125
Brodeur	64	0	2	2	16
Caprice	7	0	1	1	0
Bruce	12	0	1	1	14
Dunbar	1	0	0	0	2
Young	22	0	0	0	0

Goaltender	GPI	MIN	GA	SO	AVG	W-L-T
Young	22	1,023	61	0	3.58	4-9-3
Brodeur	64	3,541	240	2	4.07	19-31-8
Caprice	7	308	28	0	5.45	0-4-2

## RESULTS

No	Date	Opponent	Score	Record
1	Oct. 10	@ Los Angeles	6-5 W	1-0-0
2	Oct. 12	St. Louis	3-4 L	1-1-0
3	Oct. 14	NY Islanders	4-2 W	2-1-0
4	Oct. 16	Boston	3-3 T	2-1-1
5	Oct. 18	Los Angeles	5-4 W	3-1-1
6	Oct. 20	@ NY Rangers	3-4 L	3-2-1
7	Oct. 22	@ NY Islanders	2-2 T	3-2-2
8	Oct. 23	@ Detroit	5-0 W	4-2-2
9	Oct. 25	@ Buffalo	4-5 L	4-3-2
10	Oct. 27	@ Philadelphia	4-7 L	4-4-2
11	Oct. 30	Toronto	5-3 W	5-4-2
12	Nov. 2	Buffalo	6-2 W	6-4-2
13	Nov. 5	Edmonton	4-6 L	6-5-2
14	Nov. 8	@ Edmonton	0-13 L	6-6-2
15	Nov. 9	@ Winnipeg	7-2 W	7-6-2
16	Nov. 11	Detroit	5-0 W	8-6-2
17	Nov. 13	Pittsburgh	3-6 L	8-7-2
18	Nov. 15	@ Washington	3-5 L	8-8-2
19	Nov. 16	@ St. Louis	5-6 L	8-9-2
20	Nov. 19	@ Detroit	7-5 W	9-9-2
21	Nov. 20	@ Chicago	0-2 L	9-10-2
22	Nov. 22	New Jersey	5-6 L	9-11-2
23	Nov. 26	Chicago	3-5 L	9-12-2
24	Nov. 27	@ Edmonton	5-5 T	9-12-3
25	Nov. 29	Hartford	4-5 L	9-13-3
26	Dec. 2	@ Montreal	0-7 L	9-14-3
27	Dec. 4	@ Quebec	4-5 L	9-15-3
28	Dec. 6	@ New Jersey	1-4 L	9-16-3
29	Dec. 7	@ Washington	1-2 L	9-17-3
30	Dec. 11	Winnipeg	3-6 L	9-18-3
31	Dec. 14	Calgary	4-3 W	10-18-3
32	Dec. 15	@ Edmonton	3-5 L	10-19-3
33	Dec. 17	Washington	4-4 T	10-19-4
34	Dec. 20	Toronto	5-3 W	11-19-4
35	Dec. 21	@ Los Angeles	6-2 W	12-19-4
36	Dec. 23	Winnipeg	5-3 W	13-19-4
37	Dec. 27	Philadelphia	1-6 L	13-20-4
38	Dec. 29	Edmonton	3-5 L	13-21-4
39	Jan. 2	@ Minnesota	2-3 L	13-22-4
40	Jan. 5	@ Winnipeg	0-4 L	13-23-4

No	Date	Opponent	Score	Record
41	Jan. 7	@ Winnipeg	2-2 T	13-23-5
42	Jan. 9	@ Calgary	4-5 L	13-24-5
43	Jan. 10	Hartford	3-4 L	13-25-5
44	Jan. 14	NY Rangers	1-2 L	13-26-5
45	Jan. 17	Los Angeles	7-9 L	13-27-5
46	Jan. 18	@ Los Angeles	4-4 T	13-27-6
47	Jan. 21	New Jersey	5-3 W	14-27-6
48	Jan. 24	Pittsburgh	4-3 W	15-27-6
49	Jan. 29	Calgary	4-4 T	15-27-7
50	Jan. 31	Minnesota	10-5 W	16-27-7
51	Feb. 7	Winnipeg	5-2 W	17-27-7
52	Feb. 9	Winnipeg	3-3 T	17-27-8
53	Feb. 11	@ NY Islanders	0-1 L	17-28-8
54	Feb. 12	@ NY Rangers	2-5 L	17-29-8
55	Feb. 15	@ Pittsburgh	4-9 L	17-30-8
56	Feb. 16	@ Toronto	4-4 T	17-30-9
57	Feb. 18	@ Hartford	4-5 L	17-31-9
58	Feb. 21	Calgary	0-4 L	17-32-9
59	Feb. 23	Boston	1-6 L	17-33-9
60	Feb. 26	Montreal	2-4 L	17-34-9
61	Feb. 28	Philadelphia	3-1 W	18-34-9
62	Mar. 1	@ Calgary	2-3 L	18-35-9
63	Mar. 4	Edmonton	2-6 L	18-36-9
64	Mar. 6	Los Angeles	5-5 T	18-36-10
65	Mar. 8	@ St. Louis	3-7 L	18-37-10
66	Mar. 11	@ Quebec	1-1 T	18-37-11
67	Mar. 12	@ Montreal	2-3 L	18-38-11
68	Mar. 15	@ Boston	1-1 T	18-38-12
69	Mar. 16	@ Chicago	4-5 L	18-39-12
70	Mar. 19	Buffalo	3-4 L	18-40-12
71	Mar. 21	@ Calgary	5-5 T	18-40-13
72	Mar. 22	Minnesota	6-2 W	19-40-13
73	Mar. 24	@ Winnipeg	4-8 L	19-41-13
74	Mar. 26	Quebec	7-6 W	20-41-13
75	Mar. 28	Los Angeles	2-1 W	21-41-13
76	Mar. 30	Calgary	4-2 W	22-41-13
77	Apr. 1	@ Calgary	5-6 L	22-42-13
78	Apr. 2	@ Edmonton	4-8 L	22-43-13
79	Apr. 5	@ Los Angeles	5-3 W	23-43-13
80	Apr. 6	Edmonton	2-3 L	23-44-13



# 1986.87 SEASON RECORD

## SMYTHE DIVISION FINISH

5th (66 Points)

## COACH

Tom Watt

## GM

Jack Gordon

## CAPTAIN

Stan Smyl

## SCORING

Player	GP	G	A	PTS	PIM	Player	GP	G	A	PTS	PIM	
Tanti	77	41	38	79	84	Maxwell	30	1	7	8	28	
Pederson	79	24	52	76	50	Lanz	17	1	6	7	10	
Skriko	76	33	41	74	44	Crawford	21	0	3	3	67	
Sundstrom	72	29	42	71	40	Halward	10	0	3	3	34	
Lidster	80	12	51	63	40	Kulak	28	1	1	2	38	
Smyl	66	20	23	43	84	LeBlanc	2	1	0	1	0	
Sutter	74	20	22	42	113	Coxe	15	1	0	1	31	
Tambellini	72	16	20	36	14	Young	8	0	1	1	0	
Sandlak	78	15	21	36	66	Levie	9	0	1	1	13	
Lemay	52	9	17	26	128	Bartel	40	0	1	1	14	
Summanen	EDM 48	10	7	17	15	Gamble	1	0	0	0	0	
	VAN 10	4	4	8	0	Agnew	4	0	0	0	0	
Petit	69	12	13	25	131	Hall	4	0	0	0	0	
Hodgson	43	9	13	22	25	Cochrane	14	0	0	0	52	
Peterson	69	7	15	22	77	Caprice	25	0	0	0	9	
Butcher	70	5	15	20	207	Brodeur	53	0	0	0	2	
Lowry	70	8	10	18	176							
Richter	78	2	15	17	172	<b>Goaltender</b>	<b>GPI</b>	<b>MIN</b>	<b>GA</b>	<b>SO</b>	<b>AVG</b>	<b>W-L-T</b>
Bruce	50	9	7	16	109	Brodeur	53	2,972	178	1	3.59	20-25-5
Benning	TOR 5	0	0	0	4	Caprice	25	1,390	89	0	3.84	8-11-2
	VAN 54	2	11	13	40	Gamble	1	60	4	0	4.00	0-1-0
						Young	8	420	35	0	5.00	1-6-1

## RESULTS

No	Date	Opponent	Score	Record	No	Date	Opponent	Score	Record
1	Oct. 11	St. Louis	4-3 W	1-0-0	41	Jan. 7	@ Montreal	3-2 W	12-24-4
2	Oct. 13	Quebec	1-7 L	1-1-0	42	Jan. 10	@ New Jersey	2-2 T	12-25-5
3	Oct. 15	@ New Jersey	2-3 L	1-2-0	43	Jan. 11	@ NY Rangers	3-8 L	12-26-5
4	Oct. 16	@ Philadelphia	2-6 L	1-3-0	44	Jan. 14	@ Los Angeles	0-4 L	12-27-5
5	Oct. 18	@ Minnesota	1-4 L	1-4-0	45	Jan. 16	Calgary	9-5 W	13-27-5
6	Oct. 22	Boston	5-1 W	2-4-0	46	Jan. 17	@ Calgary	4-3 W	14-27-5
7	Oct. 24	Chicago	2-2 T	2-4-1	47	Jan. 19	@ Winnipeg	4-5 L	14-28-5
8	Oct. 26	@ Edmonton	2-3 L	2-5-1	48	Jan. 21	NY Rangers	5-3 W	15-28-5
9	Oct. 28	Washington	2-5 L	2-6-1	49	Jan. 23	Pittsburgh	0-6 L	15-29-5
10	Oct. 31	Edmonton	2-6 L	2-7-1	50	Jan. 27	Edmonton	4-4 T	15-29-6
11	Nov. 2	Montreal	3-5 L	2-8-1	51	Jan. 28	@ Edmonton	3-7 L	15-30-6
12	Nov. 4	@ Pittsburgh	2-2 T	2-8-2	52	Jan. 30	New Jersey	3-4 L	15-31-6
13	Nov. 5	@ Washington	2-3 L	2-9-2	53	Feb. 1	Minnesota	3-4 L	15-32-6
14	Nov. 7	@ Buffalo	7-6 W	3-9-2	54	Feb. 3	@ Calgary	4-2 W	16-32-6
15	Nov. 8	@ Toronto	5-3 W	4-9-2	55	Feb. 4	NY Islanders	4-1 W	17-32-6
16	Nov. 11	@ Calgary	3-5 L	4-10-2	56	Feb. 6	St. Louis	2-2 T	17-32-7
17	Nov. 12	Hartford	3-4 L	4-11-2	57	Feb. 8	Calgary	2-3 L	17-33-7
18	Nov. 14	Winnipeg	2-3 L	4-12-2	58	Feb. 14	@ Pittsburgh	3-3 T	17-33-8
19	Nov. 18	Calgary	5-0 W	5-12-2	59	Feb. 17	@ St. Louis	4-3 W	18-33-8
20	Nov. 21	NY Rangers	5-8 L	5-13-2	60	Feb. 18	@ Minnesota	3-7 L	18-34-8
21	Nov. 22	@ Edmonton	2-5 L	5-14-2	61	Feb. 20	Washington	3-6 L	18-35-8
22	Nov. 25	Los Angeles	11-5 W	6-14-2	62	Feb. 22	Toronto	3-2 W	19-35-8
23	Nov. 26	@ Los Angeles	5-3 W	7-14-2	63	Feb. 24	@ Calgary	0-2 L	19-36-8
24	Nov. 29	Winnipeg	3-6 L	7-15-2	64	Feb. 26	@ Detroit	4-5 L	19-37-8
25	Dec. 2	Chicago	2-4 L	7-16-2	65	Feb. 28	@ Toronto	6-8 L	19-38-8
26	Dec. 5	NY Islanders	3-4 L	7-17-2	66	Mar. 1	@ Buffalo	4-2 W	20-38-8
27	Dec. 7	@ Winnipeg	3-1 W	8-17-2	67	Mar. 4	Edmonton	5-8 L	20-39-8
28	Dec. 9	@ Philadelphia	3-6 L	8-18-2	68	Mar. 6	Montreal	4-1 W	21-39-8
29	Dec. 11	@ Boston	2-4 L	8-19-2	69	Mar. 8	@ Los Angeles	2-5 L	21-40-8
30	Dec. 13	@ Hartford	2-2 T	8-19-3	70	Mar. 10	Detroit	7-4 W	22-40-8
31	Dec. 14	@ Chicago	7-3 W	9-19-3	71	Mar. 13	Buffalo	6-4 W	23-40-8
32	Dec. 17	Detroit	4-5 L	9-20-3	72	Mar. 17	Quebec	4-2 W	24-40-8
33	Dec. 19	@ Edmonton	2-4 L	9-21-3	73	Mar. 20	Winnipeg	6-5 OTW	25-40-8
34	Dec. 20	Calgary	3-5 L	9-22-3	74	Mar. 22	@ Winnipeg	2-3 L	25-41-8
35	Dec. 23	Los Angeles	6-4 W	10-22-3	75	Mar. 26	@ NY Islanders	5-2 W	26-41-8
36	Dec. 27	Philadelphia	4-2 W	11-22-3	76	Mar. 28	@ Boston	1-2 L	26-42-8
37	Dec. 30	Edmonton	3-7 L	11-23-3	77	Mar. 29	@ Hartford	4-7 L	26-43-8
38	Jan. 2	Los Angeles	3-3 T	11-23-4	78	Apr. 1	@ Los Angeles	8-3 W	27-43-8
39	Jan. 4	@ Winnipeg	2-4 L	11-24-4	79	Apr. 3	Winnipeg	6-4 W	28-43-8
40	Jan. 6	@ Quebec	2-3 L	11-25-4	80	Apr. 5	Los Angeles	5-2 W	29-43-8

# 1987.88 SEASON RECORD

## SMYTHE DIVISION FINISH

5th (59 Points)

## COACH

Bob McCammon

## GM

Pat Quinn

## CAPTAIN

Stan Smyl

## SCORING

Player	GP	G	A	PTS	PIM
Tanti	73	40	37	77	90
Adams	80	36	40	76	30
Pederson	76	19	52	71	92
Skriko	73	30	34	64	32
Smyl	57	12	25	37	110
Lidster	64	4	32	36	105
Benning	77	7	26	33	58
Sandlak	49	16	15	31	81
Sutter	80	15	15	30	165
Wickenheiser	80	7	19	26	36
Boyd	60	7	16	23	64
Butcher	80	6	17	23	285
LeBlanc	41	12	10	22	18
Tambellini	41	11	10	21	8
Saunders	56	7	13	20	10
Coxe	64	5	12	17	186
Lawless	HFD 27	4	5	9	16
	PHI 8	0	5	5	0
	VAN 13	0	1	1	0
Huber	35	4	10	14	40
Kidd	19	4	7	11	25
Bruce	28	7	3	10	57
Hodgson	8	3	7	10	57
Stanley	57	2	7	9	151

Player	GP	G	A	PTS	PIM	
Bradley	11	3	5	8	6	
Richter	49	2	4	6	224	
Melnyk	NYR 14	0	1	1	34	
	VAN 49	2	3	5	73	
Summanen	9	2	3	5	2	
Berry	14	2	3	5	6	
Lowry	22	1	3	4	38	
Petit	10	0	3	3	35	
Woodley	5	2	0	2	17	
Bakovic	10	2	0	2	48	
Lanthier	5	1	1	2	2	
Vilgrain	6	1	1	2	0	
McLean	41	0	2	2	8	
Agnew	10	0	1	1	16	
Caprice	22	0	0	0	6	
MacDonald	1	0	0	0	0	
Murphy	5	0	0	0	2	
Rohlicek	7	0	0	0	4	
Stern	15	0	0	0	52	
Weeks	9	0	0	0	0	
Goaltender	GPI	MIN	GA	SO	AVG	W-L-T
Weeks	9	550	31	0	3.38	4-3-2
McLean	41	2,380	147	1	3.71	11-27-3
Caprice	22	1,250	87	0	4.18	7-10-2
Brodeur	11	670	49	0	4.39	3-6-2

## RESULTS

No	Date	Opponent	Score	Record
1	Oct. 8	St. Louis	8-2 W	1-0-0
2	Oct. 10	NY Islanders	1-7 L	1-1-0
3	Oct. 12	Detroit	2-3 L	1-2-0
4	Oct. 18	@ Los Angeles	4-2 W	2-2-0
5	Oct. 21	Boston	4-5 L	2-3-0
6	Oct. 23	Edmonton	4-5 OT L	2-4-0
7	Oct. 24	@ Edmonton	5-9 L	2-5-0
8	Oct. 27	Washington	2-3 L	2-6-0
9	Oct. 30	Calgary	3-3 T	2-6-1
10	Nov. 1	@ Winnipeg	3-7 L	2-7-1
11	Nov. 3	@ Washington	2-3 L	2-8-1
12	Nov. 5	@ Philadelphia	4-3 W	3-8-1
13	Nov. 7	@ Minnesota	4-1 W	4-8-1
14	Nov. 8	@ Winnipeg	1-3 L	4-9-1
15	Nov. 11	Buffalo	4-4 T	4-9-2
16	Nov. 13	Quebec	6-4 W	5-9-2
17	Nov. 15	@ Calgary	4-8 L	5-10-2
18	Nov. 17	Pittsburgh	6-4 W	6-10-2
19	Nov. 19	@ Detroit	4-1 W	7-10-2
20	Nov. 21	@ St. Louis	1-4 L	7-11-2
21	Nov. 22	@ Chicago	2-3 L	7-12-2
22	Nov. 25	Calgary	2-4 L	7-13-2
23	Nov. 27	New Jersey	4-2 W	8-13-2
24	Dec. 1	@ Quebec	3-1 W	9-13-2
25	Dec. 2	@ Montreal	3-3 T	9-13-3
26	Dec. 5	@ Pittsburgh	3-6 L	9-14-3
27	Dec. 6	@ Buffalo	5-1 W	10-14-3
28	Dec. 8	Minnesota	2-3 L	10-15-3
29	Dec. 11	@ Edmonton	1-2 L	10-16-3
30	Dec. 12	Edmonton	3-6 L	10-17-3
31	Dec. 15	@ Hartford	2-2 T	10-17-4
32	Dec. 17	@ Boston	2-3 OT L	10-18-4
33	Dec. 20	Hartford	3-3 T	10-18-5
34	Dec. 23	Los Angeles	5-1 W	11-18-5
35	Dec. 26	@ Los Angeles	2-3 L	11-19-5
36	Dec. 28	@ Edmonton	3-7 L	11-20-5
37	Dec. 29	Montreal	1-4 L	11-21-5
38	Dec. 31	Winnipeg	2-1 W	12-21-5
39	Jan. 2	Philadelphia	1-4 L	12-22-5
40	Jan. 4	@ Toronto	7-7 T	12-22-6

No	Date	Opponent	Score	Record
41	Jan. 6	@ NY Rangers	2-4 L	12-23-6
42	Jan. 7	@ New Jersey	6-3 W	13-23-6
43	Jan. 9	@ Quebec	3-2 W	14-23-6
44	Jan. 12	Winnipeg	3-5 L	14-24-6
45	Jan. 13	Winnipeg	8-2 W	15-24-6
46	Jan. 15	Calgary	4-4 T	15-24-7
47	Jan. 17	@ Winnipeg	6-5 W	16-24-7
48	Jan. 19	@ Calgary	5-7 L	16-25-7
49	Jan. 22	NY Rangers	3-6 L	16-26-7
50	Jan. 24	@ Chicago	1-3 L	16-27-7
51	Jan. 26	@ St. Louis	6-7 L	16-28-7
52	Jan. 29	Hartford	2-4 L	16-29-7
53	Jan. 30	@ Calgary	3-4 L	16-30-7
54	Feb. 2	Los Angeles	5-2 W	17-30-7
55	Feb. 3	@ Los Angeles	2-7 L	17-31-7
56	Feb. 5	New Jersey	5-1 W	18-31-7
57	Feb. 11	Edmonton	2-7 L	18-32-7
58	Feb. 13	Boston	6-5 W	19-32-7
59	Feb. 14	@ Edmonton	6-7 L	19-33-7
60	Feb. 17	Pittsburgh	5-0 W	20-33-7
61	Feb. 19	Toronto	0-5 L	20-34-7
62	Feb. 21	@ NY Rangers	6-4 W	21-34-7
63	Feb. 23	@ NY Islanders	1-6 L	21-35-7
64	Feb. 24	@ Montreal	4-5 L	21-36-7
65	Feb. 26	Calgary	3-5 L	21-37-7
66	Feb. 28	Los Angeles	0-2 L	21-38-7
67	Mar. 1	Philadelphia	3-7 L	21-39-7
68	Mar. 3	@ Winnipeg	3-4 L	21-40-7
69	Mar. 6	@ Washington	2-7 L	21-41-7
70	Mar. 8	@ NY Islanders	4-7 L	21-42-7
71	Mar. 10	@ Detroit	2-5 L	21-43-7
72	Mar. 12	Edmonton	3-3 T	21-43-8
73	Mar. 13	Buffalo	5-7 L	21-44-8
74	Mar. 16	@ Los Angeles	3-3 T	21-44-9
75	Mar. 18	Los Angeles	5-3 W	22-44-9
76	Mar. 22	Toronto	5-3 W	23-44-9
77	Mar. 25	Chicago	3-2 W	24-44-9
78	Mar. 26	@ Calgary	1-6 L	24-45-9
79	Mar. 29	Winnipeg	2-3 L	24-46-9
80	Apr. 1	Minnesota	6-1 W	25-46-9

# 1988.89 SEASON RECORD

## SMYTHE DIVISION FINISH

4th (74 Points)

## COACH

Bob McCammon

## GM

Pat Quinn

## CAPTAIN

Stan Smyl

## SCORING

Player	GP	G	A	PTS	PIM
Skriko	74	30	36	66	57
Linden	80	30	29	59	41
Reinhart	64	7	50	57	44
Tanti	77	24	25	49	69
Bradley	71	18	27	45	42
Pederson	62	15	26	41	22
Nordmark	80	6	35	41	97
Sandlak	72	20	20	40	99
Bozek	71	17	18	35	64
Adams	61	19	14	33	24
Sutter	75	17	15	32	122
Smyl	75	7	18	25	102
Lidster	63	5	17	22	78
Butcher	78	0	20	20	227
Hodgson	23	4	13	17	25
Adams	EDM 49	4	5	9	82
	VAN 12	4	2	6	35
Bruce	53	7	7	14	65
Melnyk	74	3	11	14	82
Benning	65	3	9	12	48
Smith	EDM 19	1	1	2	9
	VAN 10	3	4	7	4

Player	GP	G	A	PTS	PIM
Snepsts	59	0	8	8	69
Bridgman	15	4	3	7	10
Charbonneau	9	1	3	4	6
	VAN 13	0	1	1	6
Stanley	20	3	1	4	14
Guy	45	2	2	4	34
Berry	13	2	1	3	5
Stern	17	1	0	1	49
Boyd	2	0	1	1	0
Murphy	8	0	1	1	2
McLean	42	0	1	1	6
Kidd	1	0	0	0	0
Mazur	1	0	0	0	0
Rohlicek	2	0	0	0	4
Hawkins	4	0	0	0	9
Gamble	5	0	0	0	0
Weeks	35	0	0	0	4

Goaltender	GPI	MIN	GA	SO	AVG	W-L-T
Gamble	5	302	12	0	2.38	2-3-0
McLean	42	2,477	127	4	3.08	20-17-3
Weeks	35	2,058	102	0	3.08	11-19-5

## RESULTS

No	Date	Opponent	Score	Record
1	Oct. 6	Winnipeg	2-2 T	0-0-1
2	Oct. 8	Detroit	3-3 T	0-0-2
3	Oct. 10	NY Islanders	2-3 L	0-1-2
4	Oct. 12	@ Edmonton	6-2 W	1-1-2
5	Oct. 14	@ Winnipeg	3-4 OT L	1-2-2
6	Oct. 16	@ NY Rangers	2-3 L	1-3-2
7	Oct. 18	@ NY Islanders	2-3 L	1-4-2
8	Oct. 19	@ New Jersey	4-0 W	2-4-2
9	Oct. 23	Edmonton	6-5 W	3-4-2
10	Oct. 25	Washington	3-4 OT L	3-5-2
11	Oct. 28	Chicago	5-2 W	4-5-2
12	Oct. 30	Calgary	2-1 W	5-5-2
13	Nov. 1	@ Pittsburgh	3-5 L	5-6-2
14	Nov. 3	@ Philadelphia	5-2 W	6-6-2
15	Nov. 5	@ Hartford	3-2 OT W	7-6-2
16	Nov. 6	@ Boston	2-4 L	7-7-2
17	Nov. 9	Hartford	1-1 T	7-7-3
18	Nov. 11	Montreal	1-3 L	7-8-3
19	Nov. 13	Pittsburgh	2-4 L	7-9-3
20	Nov. 15	@ Los Angeles	4-6 L	7-10-3
21	Nov. 17	@ Minnesota	6-7 L	7-11-3
22	Nov. 19	@ St. Louis	3-2 W	8-11-3
23	Nov. 20	@ Chicago	7-4 W	9-11-3
24	Nov. 22	Buffalo	4-2 W	10-11-3
25	Nov. 25	New Jersey	2-2 T	10-11-4
26	Nov. 27	Los Angeles	5-2 W	11-11-4
27	Nov. 29	@ Calgary	3-3 T	11-11-5
28	Nov. 30	@ Edmonton	2-4 L	11-12-5
29	Dec. 2	@ Winnipeg	3-6 L	11-13-5
30	Dec. 6	NY Rangers	3-5 L	11-14-5
31	Dec. 9	Quebec	2-4 L	11-15-5
32	Dec. 11	Winnipeg	8-6 W	12-15-5
33	Dec. 15	@ Calgary	0-2 L	12-16-5
34	Dec. 16	Calgary	3-5 L	12-17-5
35	Dec. 19	Minnesota	5-1 W	13-17-5
36	Dec. 21	@ Edmonton	2-1 W	14-17-5
37	Dec. 23	Los Angeles	2-5 L	14-18-5
38	Dec. 26	Calgary	2-3 OT L	14-19-5
39	Dec. 29	@ Los Angeles	6-3 W	15-19-5
40	Jan. 1	Montreal	0-4 L	15-20-5

No	Date	Opponent	Score	Record
41	Jan. 4	@ Winnipeg	2-4 L	15-21-5
42	Jan. 6	@ Detroit	2-2 T	15-21-6
43	Jan. 7	@ Pittsburgh	7-5 W	16-21-6
44	Jan. 9	@ Toronto	0-3 L	16-22-6
45	Jan. 13	Winnipeg	1-3 L	16-23-6
46	Jan. 15	St. Louis	2-1 W	17-23-6
47	Jan. 17	Philadelphia	5-3 W	18-23-6
48	Jan. 21	NY Rangers	4-5 OT L	18-24-6
49	Jan. 24	Chicago	2-4 L	18-25-6
50	Jan. 26	@ Los Angeles	6-2 W	19-25-6
51	Jan. 29	Calgary	4-4 T	19-25-7
52	Jan. 31	Edmonton	6-2 W	20-25-7
53	Feb. 1	@ Edmonton	3-4 L	20-26-7
54	Feb. 4	@ Calgary	2-5 L	20-27-7
55	Feb. 5	@ Calgary	4-5 L	20-28-7
56	Feb. 9	@ Minnesota	2-3 L	20-29-7
57	Feb. 10	@ Buffalo	5-4 W	21-29-7
58	Feb. 12	@ Philadelphia	3-2 W	22-29-7
59	Feb. 14	Boston	5-2 W	23-29-7
60	Feb. 16	Quebec	3-2 W	24-29-7
61	Feb. 19	Washington	3-2 W	25-29-7
62	Feb. 21	St. Louis	2-0 W	26-29-7
63	Feb. 23	Toronto	2-1 OT W	27-29-7
64	Feb. 26	@ Montreal	2-5 L	27-30-7
65	Feb. 28	@ Quebec	3-2 W	28-30-7
66	Mar. 2	@ Hartford	1-2 L	28-31-7
67	Mar. 4	@ Boston	4-6 L	28-32-7
68	Mar. 5	@ Washington	0-3 L	28-33-7
69	Mar. 8	Winnipeg	3-0 W	29-33-7
70	Mar. 10	Los Angeles	4-2 W	30-33-7
71	Mar. 14	Detroit	2-2 T	30-33-8
72	Mar. 16	Edmonton	3-0 W	31-33-8
73	Mar. 18	NY Islanders	2-1 W	32-33-8
74	Mar. 20	@ New Jersey	1-3 L	32-34-8
75	Mar. 22	@ Toronto	3-5 L	32-35-8
76	Mar. 24	@ Buffalo	2-5 L	32-36-8
77	Mar. 26	@ Winnipeg	7-3 W	33-36-8
78	Mar. 29	Edmonton	2-5 L	33-37-8
79	Apr. 1	@ Los Angeles	4-6 L	33-38-8
80	Apr. 2	Los Angeles	4-5 L	33-39-8

# 1989.90 SEASON RECORD

## SMYTHE DIVISION FINISH

5th (64 Points)

## COACH

Bob McCammon

## GM

Pat Quinn

## CAPTAIN

Stan Smyl

## SCORING

Player	GP	G	A	PTS	PIM	Player	GP	G	A	PTS	PIM
Quinn	PIT 41	9	20	29	22	Penderson	16	2	7	9	10
	VAN 37	16	18	34	27	Capuano	PIT 6	0	0	0	2
Reinhart	67	17	40	57	30		VAN 27	3	5	8	10
Linden	73	21	30	51	43	Smith	30	3	4	7	72
Adams	65	30	20	50	18	Guy	30	2	5	7	32
Bradley	67	19	29	48	65	Plavsic	STL 4	0	1	1	2
Skriko	77	15	33	48	36		VAN 11	3	2	5	8
Larionov	74	17	27	44	20	Stern	34	2	3	5	208
Lidster	80	8	28	36	36	Snepsts	39	1	3	4	26
Krutow	61	11	23	34	20	Coxe	25	1	4	5	66
Tanti	41	14	18	32	50	McLean	63	0	3	3	6
Lumme	MTL 54	1	19	20	41	Buskas	17	0	3	3	36
	VAN 11	3	7	10	8	Murphy	12	1	1	2	0
Sandlak	70	15	8	23	104	Stanley	23	1	1	2	27
Bozek	58	14	9	23	32	Melnyk	67	0	2	2	91
McBain	PIT 41	5	9	14	51	Lenardon	8	1	0	1	4
	VAN 26	4	5	9	22	Hawkins	4	0	0	0	6
	67	9	14	23	73	Mazur	5	0	0	0	4
Butcher	80	6	14	20	205	Agnew	7	0	0	0	36
Sutter	62	9	9	18	133	Weeks	21	0	0	0	0
Smyl	47	1	15	16	71						
Nordmark	44	2	11	13	34						
Benning	45	3	9	12	26						

Goaltender	GPI	MIN	GA	SO	AVG	W-L-T
McLean	63	3,739	216	0	3.47	21-30-10
Weeks	21	1,142	79	0	4.15	4-11-4

## RESULTS

No	Date	Opponent	Score	Record	No	Date	Opponent	Score	Record
1	Oct. 5	Edmonton	1-4 L	0-1-0	41	Jan. 4	@ Pittsburgh	3-4 L	12-21-8
2	Oct. 7	Detroit	5-3 W	1-1-0	42	Jan. 5	@ Washington	5-2 W	13-21-8
3	Oct. 9	NY Islanders	2-5 L	1-2-0	43	Jan. 7	@ Montreal	3-5 L	13-22-8
4	Oct. 11	@ Edmonton	5-2 W	2-2-0	44	Jan. 10	Hartford	1-3 L	13-23-8
5	Oct. 13	Los Angeles	5-6 L	2-3-0	45	Jan. 12	St. Louis	2-5 L	13-24-8
6	Oct. 15	Boston	7-6 W	3-3-0	46	Jan. 13	Buffalo	3-5 L	13-25-8
7	Oct. 18	@ Toronto	3-4 L	3-4-0	47	Jan. 16	@ NY Islanders	0-3 L	13-26-8
8	Oct. 20	@ New Jersey	3-2 W	4-4-0	48	Jan. 18	@ Philadelphia	3-2 OT W	14-26-8
9	Oct. 21	@ NY Islanders	2-1 W	5-4-0	49	Jan. 19	@ Chicago	2-5 L	14-27-8
10	Oct. 23	@ NY Rangers	3-5 L	5-5-0	50	Jan. 23	Los Angeles	3-3 T	14-27-9
11	Oct. 27	@ Calgary	5-5 T	5-5-1	51	Jan. 26	Minnesota	3-6 L	14-28-9
12	Oct. 28	Calgary	4-3 W	6-5-1	52	Jan. 27	@ Edmonton	2-6 L	14-29-9
13	Oct. 31	New Jersey	4-3 W	7-5-1	53	Jan. 30	Calgary	2-7 L	14-30-9
14	Nov. 3	Winnipeg	2-3 L	7-6-1	54	Feb. 1	@ Calgary	3-4 OT L	14-31-9
15	Nov. 5	Pittsburgh	5-3 W	8-6-1	55	Feb. 2	@ Winnipeg	1-8 L	14-32-9
16	Nov. 8	@ Winnipeg	2-3 OT L	8-7-1	56	Feb. 4	New Jersey	4-2 W	15-32-9
17	Nov. 10	@ Buffalo	2-4 L	8-8-1	57	Feb. 6	Winnipeg	5-3 W	16-32-9
18	Nov. 11	@ Quebec	2-3 L	8-9-1	58	Feb. 9	@ Hartford	4-1 W	17-32-9
19	Nov. 14	Washington	4-4 T	8-9-2	59	Feb. 11	@ Boston	4-2 W	18-32-9
20	Nov. 16	Chicago	4-3 W	9-9-2	60	Feb. 13	@ Quebec	3-5 L	18-33-9
21	Nov. 19	Buffalo	2-2 T	9-9-3	61	Feb. 14	@ Montreal	1-10 L	18-34-9
22	Nov. 21	@ Edmonton	3-4 L	9-10-3	62	Feb. 16	Edmonton	2-2 T	18-34-10
23	Nov. 25	@ Los Angeles	4-7 L	9-11-3	63	Feb. 18	Boston	2-7 L	18-35-10
24	Nov. 26	Los Angeles	3-3 T	9-11-4	64	Feb. 20	Edmonton	2-4 L	18-36-10
25	Nov. 29	Toronto	2-3 OT L	9-12-4	65	Feb. 24	@ Los Angeles	6-4 W	19-36-10
26	Dec. 1	NY Rangers	3-4 L	9-13-4	66	Feb. 26	Toronto	5-2 W	20-36-10
27	Dec. 3	Minnesota	6-5 W	10-13-4	67	Feb. 28	Philadelphia	7-7 T	20-36-11
28	Dec. 6	@ Los Angeles	4-5 OT L	10-14-4	68	Mar. 3	@ Calgary	1-5 L	20-37-11
29	Dec. 9	@ St. Louis	4-6 L	10-15-4	69	Mar. 4	@ Edmonton	3-6 L	20-38-11
30	Dec. 10	@ Chicago	1-7 L	10-16-4	70	Mar. 9	Calgary	4-4 T	20-38-12
31	Dec. 12	@ Minnesota	4-2 W	11-16-4	71	Mar. 11	Pittsburgh	5-3 W	21-38-12
32	Dec. 13	@ Winnipeg	3-3 T	11-16-5	72	Mar. 13	Hartford	0-1 L	21-39-12
33	Dec. 15	Winnipeg	3-3 T	11-16-6	73	Mar. 15	@ St. Louis	6-5 OT W	22-39-12
34	Dec. 17	Quebec	2-2 T	11-16-7	74	Mar. 17	@ Washington	3-1 W	23-39-12
35	Dec. 19	Calgary	1-2 L	11-17-7	75	Mar. 18	@ NY Rangers	2-5 L	23-40-12
36	Dec. 20	@ Calgary	1-2 OT L	11-18-7	76	Mar. 20	@ Detroit	4-4 T	23-40-13
37	Dec. 23	@ Los Angeles	1-4 L	11-19-7	77	Mar. 23	@ Winnipeg	4-2 W	24-40-13
38	Dec. 27	Montreal	2-1 W	12-19-7	78	Mar. 25	Winnipeg	3-3 T	24-40-14
39	Dec. 31	Philadelphia	2-2 T	12-19-8	79	Mar. 27	Edmonton	1-4 L	24-41-14
40	Jan. 2	@ Detroit	1-4 L	12-20-8	80	Mar. 31	Los Angeles	6-3 W	25-41-14

# 1990.91 SEASON RECORD

## SMYTHE DIVISION FINISH

4th (65 Points)

## COACH

Bob McCammon, Pat Quinn

## GM

Pat Quinn

## CAPTAIN

Dan Quinn, Doug Lidster,  
Trevor Linden

## SCORING

Player	GP	G	A	PTS	PIM
Linden	80	33	37	70	65
Courtall	STL 66	27	30	57	56
	VAN 11	6	2	8	8
Quinn	64	18	31	49	46
Adams	55	21	24	45	10
Ronning	STL 48	14	18	32	10
	VAN 11	6	6	12	0
D. Capuano	61	13	31	44	42
Lidster	78	6	32	38	77
Momesso	STL 59	10	18	28	131
	VAN 11	6	2	8	43
Larionov	64	13	21	34	14
Bozek	62	15	17	32	22
Kron	76	12	20	32	21
Lumme	80	5	27	32	59
Bradley	44	11	20	31	42
Kurvers	TOR 19	0	3	3	8
	VAN 32	4	23	27	20
Valk	59	10	11	21	67
Butcher	69	6	12	18	257
Mazur	36	11	7	18	14
Nedved	61	10	6	16	20
Smyl	45	2	12	14	87
Sandlak	59	7	6	13	125
Diduck	MTL 32	1	2	3	39
	VAN 31	3	7	10	66
Plavsic	48	2	10	12	62
Skriko	20	4	4	8	8

Player	GP	G	A	PTS	PIM
Odjick	45	7	1	8	296
Nordmark	45	2	6	8	63
Guy	39	1	6	7	39
Murphy	42	5	1	6	90
Dirk	STL 41	1	3	4	100
	VAN 11	1	0	1	20
McBain	13	0	5	5	32
Stern	31	2	3	5	171
Murzyn	CGY 19	0	2	2	30
	VAN 10	1	0	1	8
Gibson	14	0	3	3	20
Gamble	47	0	1	1	14
Agnew	20	0	0	0	81
Brown	1	0	0	0	7
Coxe	7	0	0	0	27
McKichan	1	0	0	0	0
Weeks	1	0	0	0	0
Antoski	2	0	0	0	20
J. Capuano	3	0	0	0	0
Mason	6	0	0	0	0
McLean	41	0	0	0	4

Goaltender	GPI	MIN	GA	SO	AVG	W-L-T
Gamble	47	2,433	140	1	3.45	16-16-6
McLean	41	1,969	131	0	3.99	10-22-3
Mason	6	353	29	0	4.93	2-4-0
McKichan	1	20	2	0	6.00	0-0-0
Weeks	1	59	6	0	6.10	0-1-0

## RESULTS

No	Date	Opponent	Score	Record
1	Oct. 4	@ Calgary	2-3 OT L	0-1-0
2	Oct. 6	@ Los Angeles	6-3 W	1-1-0
3	Oct. 9	Los Angeles	2-6 L	1-2-0
4	Oct. 12	St. Louis	4-0 W	2-2-0
5	Oct. 14	Edmonton	5-4 OT W	3-2-0
6	Oct. 17	Boston	3-1 W	4-2-0
7	Oct. 19	@ Winnipeg	5-7 L	4-3-0
8	Oct. 21	@ Quebec	3-2 W	5-3-0
9	Oct. 23	@ Detroit	0-6 L	5-4-0
10	Oct. 25	@ Boston	2-4 L	5-5-0
11	Oct. 27	@ Hartford	4-2 W	6-5-0
12	Oct. 30	Washington	1-2 L	6-6-0
13	Nov. 1	New Jersey	2-1 W	7-6-0
14	Nov. 3	Winnipeg	3-5 L	7-7-0
15	Nov. 6	Detroit	6-3 W	8-7-0
16	Nov. 8	@ Toronto	5-3 W	9-7-0
17	Nov. 9	@ Buffalo	1-7 L	9-8-0
18	Nov. 11	@ Philadelphia	0-2 L	9-9-0
19	Nov. 14	@ Edmonton	3-5 L	9-10-0
20	Nov. 16	NY Islanders	3-2 W	10-10-0
21	Nov. 19	Calgary	4-6 L	10-11-0
22	Nov. 21	Chicago	4-1 W	11-11-0
23	Nov. 23	@ Minnesota	4-6 L	11-12-0
24	Nov. 24	@ St. Louis	3-3 T	11-12-1
25	Nov. 27	Minnesota	1-1 T	11-12-2
26	Nov. 29	Toronto	2-1 W	12-12-2
27	Dec. 2	@ Winnipeg	5-1 W	13-12-2
28	Dec. 4	@ NY Islanders	4-2 W	14-12-2
29	Dec. 5	@ New Jersey	4-9 L	14-13-2
30	Dec. 7	@ Pittsburgh	2-2 T	14-13-3
31	Dec. 10	Quebec	2-3 OT L	14-14-3
32	Dec. 12	@ Edmonton	4-5 L	14-15-3
33	Dec. 14	NY Rangers	3-5 L	14-16-3
34	Dec. 16	Calgary	2-5 L	14-17-3
35	Dec. 18	@ Calgary	3-2 W	15-17-3
36	Dec. 20	Edmonton	7-4 W	16-17-3
37	Dec. 22	Los Angeles	4-3 W	17-17-3
38	Dec. 23	@ Edmonton	3-4 L	17-18-3
39	Dec. 27	Montreal	5-7 L	17-19-3
40	Dec. 28	Edmonton	2-5 L	17-20-3

No	Date	Opponent	Score	Record
41	Dec. 31	@ Winnipeg	1-2 L	17-21-3
42	Jan. 2	@ Hartford	2-5 L	17-22-3
43	Jan. 3	@ Boston	3-8 L	17-23-3
44	Jan. 5	@ Minnesota	6-5 W	18-23-3
45	Jan. 8	Buffalo	3-3 T	18-23-4
46	Jan. 10	Hartford	4-5 L	18-24-4
47	Jan. 12	@ Los Angeles	2-6 L	18-25-4
48	Jan. 16	Winnipeg	1-2 L	18-26-4
49	Jan. 23	Edmonton	6-5 W	19-26-4
50	Jan. 25	Los Angeles	1-5 L	19-27-4
51	Jan. 26	@ Los Angeles	4-5 L	19-28-4
52	Jan. 28	Chicago	0-1 L	19-29-4
53	Jan. 30	@ Edmonton	4-9 L	19-30-4
54	Jan. 31	NY Rangers	3-3 T	19-30-5
55	Feb. 2	@ Los Angeles	1-9 L	19-31-5
56	Feb. 5	@ Washington	3-5 L	19-32-5
57	Feb. 7	@ Philadelphia	2-1 W	20-32-5
58	Feb. 8	@ NY Rangers	1-8 L	20-33-5
59	Feb. 10	@ New Jersey	0-2 L	20-34-5
60	Feb. 14	St. Louis	2-3 L	20-35-5
61	Feb. 16	Washington	4-2 W	21-35-5
62	Feb. 18	Quebec	3-3 T	21-35-6
63	Feb. 20	@ Winnipeg	5-5 T	21-35-7
64	Feb. 21	@ Calgary	4-6 L	21-36-7
65	Feb. 23	Detroit	5-2 W	22-36-7
66	Feb. 25	Calgary	4-2 W	23-36-7
67	Feb. 27	Pittsburgh	4-3 W	24-36-7
68	Mar. 1	Montreal	1-7 L	24-37-7
69	Mar. 3	@ Chicago	0-8 L	24-38-7
70	Mar. 5	@ Pittsburgh	1-4 L	24-39-7
71	Mar. 7	@ Toronto	3-3 T	24-39-8
72	Mar. 9	@ Montreal	2-4 L	24-40-8
73	Mar. 10	@ Buffalo	7-5 W	25-40-8
74	Mar. 13	Philadelphia	4-5 OT L	25-41-8
75	Mar. 16	NY Islanders	4-4 T	25-41-9
76	Mar. 17	Los Angeles	5-4 OT W	26-41-9
77	Mar. 20	Calgary	2-3 L	26-42-9
78	Mar. 22	Winnipeg	3-1 W	27-42-9
79	Mar. 26	@ Calgary	2-7 L	27-43-9
80	Mar. 28	Winnipeg	3-2 OT W	28-43-9

# 1991.92 SEASON RECORD

## SMYTHE DIVISION FINISH

1st (96 Points)

## COACH

Pat Quinn

## GM

Pat Quinn

## CAPTAIN

Trevor Linden

## SCORING

Player	GP	G	A	PTS	PIM
Linden	80	31	44	75	101
Ronning	80	24	47	71	42
Larionov	72	21	44	65	54
Bure	65	34	26	60	30
Adams	76	30	27	57	8
Courtball	70	23	34	57	116
Lumme	75	12	32	44	65
Momesso	58	20	23	43	198
Sandlak	66	16	24	40	176
Fergus	TOR 11	1	3	4	4
	VAN 44	14	20	34	17
Nedved	77	15	22	37	36
Lidster	66	6	23	29	39
Babych	75	5	24	29	63
Diduck	77	6	21	27	229
Valk	65	8	17	25	56
Walter	67	6	11	17	49

Player	GP	G	A	PTS	PIM	
Murzyn	70	3	11	14	147	
Odjick	65	4	6	10	348	
Plavsic	16	1	9	10	14	
Dirk	72	2	7	9	126	
Gregg	21	1	4	5	24	
Kron	36	2	2	4	2	
McLean	65	0	4	4	0	
McBain	6	1	0	1	0	
Murphy	6	0	1	1	6	
Bawa	2	0	0	0	0	
Antoski	4	0	0	0	29	
Mazur	5	0	0	0	2	
Gamble	19	0	0	0	8	
Agnew	24	0	0	0	56	
<b>Goaltender</b>	<b>GPI</b>	<b>MIN</b>	<b>GA</b>	<b>SO</b>	<b>AVG</b>	<b>W-L-T</b>
McLean	65	3,852	176	5	2.74	38-17-9
Gamble	19	1,009	73	0	4.34	4-9-3

## RESULTS

No	Date	Opponent	Score	Record
1	Oct. 4	San Jose	4-3 W	1-0-0
2	Oct. 5	@ San Jose	5-2 W	2-0-0
3	Oct. 8	@ Winnipeg	3-2 OT W	3-0-0
4	Oct. 10	@ Chicago	6-7 L	3-1-0
5	Oct. 12	@ Toronto	2-1 W	4-1-0
6	Oct. 13	@ Buffalo	3-1 W	5-1-0
7	Oct. 17	Boston	3-3 T	5-1-1
8	Oct. 19	Calgary	5-2 W	6-1-1
9	Oct. 21	Toronto	4-1 W	7-1-1
10	Oct. 24	Washington	3-1 W	8-1-1
11	Oct. 26	@ Edmonton	4-5 L	8-2-1
12	Oct. 27	Edmonton	3-6 L	8-3-1
13	Oct. 29	New Jersey	4-3 W	9-3-1
14	Nov. 1	St. Louis	2-3 L	9-4-1
15	Nov. 3	Edmonton	7-2 W	10-4-1
16	Nov. 5	Winnipeg	2-2 T	10-4-2
17	Nov. 7	@ Los Angeles	4-3 W	11-4-2
18	Nov. 10	NY Islanders	6-0 W	12-4-2
19	Nov. 12	Los Angeles	8-2 W	13-4-2
20	Nov. 14	@ Calgary	2-2 T	13-4-3
21	Nov. 16	San Jose	1-0 W	14-4-3
22	Nov. 19	NY Rangers	3-4 L	14-5-3
23	Nov. 21	@ Calgary	2-3 L	14-6-3
24	Nov. 22	Calgary	6-5 OT W	15-6-3
25	Nov. 26	@ San Jose	1-4 L	15-7-3
26	Nov. 29	Chicago	5-2 W	16-7-3
27	Dec. 1	@ Edmonton	0-7 L	16-8-3
28	Dec. 3	@ Quebec	0-3 L	16-9-3
29	Dec. 4	@ Montreal	3-0 W	17-9-3
30	Dec. 7	@ Toronto	3-6 L	17-10-3
31	Dec. 10	Edmonton	4-7 L	17-11-3
32	Dec. 12	Minnesota	7-5 W	18-11-3
33	Dec. 14	@ Los Angeles	4-4 T	18-11-4
34	Dec. 17	Detroit	2-1 W	19-11-4
35	Dec. 19	Winnipeg	3-1 W	20-11-4
36	Dec. 22	Quebec	6-6 T	20-11-5
37	Dec. 27	Philadelphia	1-1 T	20-11-6
38	Dec. 28	@ San Jose	3-2 W	21-11-6
39	Dec. 31	@ Los Angeles	5-3 W	22-11-6
40	Jan. 3	@ Washington	3-3 T	22-11-7

No	Date	Opponent	Score	Record
41	Jan. 4	@ Minnesota	3-4 L	22-12-7
42	Jan. 7	San Jose	4-1 W	23-12-7
43	Jan. 12	Pittsburgh	3-4 L	23-13-7
44	Jan. 14	@ Winnipeg	4-2 W	24-13-7
45	Jan. 15	@ Edmonton	5-3 W	25-13-7
46	Jan. 21	@ Quebec	5-3 W	26-13-7
47	Jan. 23	@ Detroit	3-1 W	27-13-7
48	Jan. 25	@ St. Louis	1-0 OT W	28-13-7
49	Jan. 28	Edmonton	3-5 L	28-14-7
50	Jan. 30	Chicago	4-1 W	29-14-7
51	Feb. 1	Hartford	4-4 T	29-14-8
52	Feb. 4	Montreal	5-3 W	30-14-8
53	Feb. 6	NY Islanders	4-5 OT L	30-15-8
54	Feb. 10	@ Montreal	3-8 L	30-16-8
55	Feb. 12	@ NY Rangers	2-5 L	30-17-8
56	Feb. 13	@ New Jersey	3-5 L	30-18-8
57	Feb. 15	@ NY Islanders	1-3 L	30-19-8
58	Feb. 17	@ NY Rangers	3-3 T	30-19-9
59	Feb. 19	Buffalo	6-5 W	31-19-9
60	Feb. 21	@ San Jose	5-3 W	32-19-9
61	Feb. 23	Boston	2-1 OT W	33-19-9
62	Feb. 25	Los Angeles	3-4 L	33-20-9
63	Feb. 28	Winnipeg	5-3 W	34-20-9
64	Mar. 1	Calgary	11-0 W	35-20-9
65	Mar. 2	St. Louis	3-5 L	35-21-9
66	Mar. 5	@ Boston	2-2 T	35-21-10
67	Mar. 7	@ Hartford	5-1 W	36-21-10
68	Mar. 8	@ Philadelphia	7-3 W	37-21-10
69	Mar. 12	New Jersey	2-1 W	38-21-10
70	Mar. 14	@ Calgary	6-4 W	39-21-10
71	Mar. 18	Hartford	3-2 W	40-21-10
72	Mar. 20	Winnipeg	2-2 T	40-21-11
73	Mar. 22	@ Winnipeg	1-5 L	40-22-11
74	Mar. 24	@ Minnesota	4-2 W	41-22-11
75	Mar. 26	@ Pittsburgh	3-7 L	41-23-11
76	Mar. 28	@ Detroit	1-3 L	41-24-11
77	Mar. 29	@ Washington	4-7 L	41-25-11
78	Apr. 12	Los Angeles	1-6 L	41-26-11
79	Apr. 14	@ Los Angeles	3-2 W	42-26-11
80	Apr. 16	Calgary	4-4 T	42-26-12



# 1992.93 SEASON RECORD

## SMYTHE DIVISION FINISH

1st (101 Points)

## COACH

Pat Quinn

## GM

Pat Quinn

## CAPTAIN

Trevor Linden

## SCORING

Player	GP	G	A	PTS	PIM
Bure	83	60	50	110	69
Ronning	79	29	56	85	30
Courttnall	84	31	46	77	167
Craven	HFD 67	25	42	67	20
	VAN 10	0	10	10	12
Linden	84	33	39	72	64
Nedved	84	38	33	71	96
Adams	53	25	31	56	14
Ward	70	22	30	52	82
Semenov	TB 13	2	3	5	4
	VAN 62	10	34	44	28
Lumme	74	8	36	44	55
Momesso	84	18	20	38	200
Sandlak	59	10	18	28	122
Plasick	57	6	21	27	53
Sleg	41	4	22	26	109
Lidster	71	6	19	25	36
Diduck	80	6	14	20	171

Player	GP	G	A	PTS	PIM
Babych	43	3	16	19	44
Odjick	75	4	13	17	370
Murzyn	79	5	11	16	196
Fergus	36	5	9	14	20
Valk	48	6	7	13	77
Hunter	QUE 48	5	3	8	94
	VAN 26	0	4	4	99
Dirk	69	4	8	12	150
Walter	25	3	0	3	10
Whitmore	31	0	3	3	2
Morin	1	0	1	1	0
Ratushny	1	0	1	1	2
McLean	54	0	1	1	16
Antoski	2	0	0	0	0

Goaltender	GPI	MIN	GA	SO	AVG	W-L-T
Whitmore	31	1,817	94	1	3.10	18-8-4
McLean	54	3,261	184	3	3.39	28-21-5

## RESULTS

No	Date	Opponent	Score	Record
1	Oct. 6	@ Edmonton	5-4 W	1-0-0
2	Oct. 10	Edmonton	5-2 W	2-0-0
3	Oct. 12	Winnipeg	8-1 W	3-0-0
4	Oct. 16	@ Winnipeg	6-2 W	4-0-0
5	Oct. 18	@ Chicago	1-3 L	4-1-0
6	Oct. 20	@ Pittsburgh	1-5 L	4-2-0
7	Oct. 22	@ Philadelphia	4-4 T	4-2-1
8	Oct. 25	Boston	3-5 L	4-3-1
9	Oct. 28	Washington	4-3 W	5-3-1
10	Oct. 30	Minnesota	2-3 L	5-4-1
11	Nov. 1	@ Calgary	3-5 L	5-5-1
12	Nov. 4	Calgary	5-5 T	5-5-2
13	Nov. 6	Ottawa	4-1 W	6-5-2
14	Nov. 8	Winnipeg	6-1 W	7-5-2
15	Nov. 10	San Jose	6-2 W	8-5-2
16	Nov. 12	@ Los Angeles	4-7 L	8-6-2
17	Nov. 14	@ San Jose	5-2 W	9-6-2
18	Nov. 16	Los Angeles	6-3 W	10-6-2
19	Nov. 18	@ Edmonton	2-4 L	10-7-2
20	Nov. 19	@ Calgary	3-4 L	10-8-2
21	Nov. 21	Edmonton	9-0 W	11-8-2
22	Nov. 23	Chicago	5-2 W	12-8-2
23	Nov. 25	@ Minnesota	4-2 W	13-8-2
24	Nov. 26	@ St. Louis	5-7 L	13-9-2
25	Nov. 28	@ Montreal	6-5 W	14-9-2
26	Dec. 3	Edmonton	4-1 W	15-9-2
27	Dec. 7	St. Louis	4-3 W	16-9-2
28	Dec. 9	San Jose	8-3 W	17-9-2
29	Dec. 13	Quebec	3-3 T	17-9-3
30	Dec. 16	@ Edmonton	2-4 L	17-10-3
31	Dec. 18	San Jose	8-1 W	18-10-3
32	Dec. 19	@ San Jose	6-3 W	19-10-3
33	Dec. 22	@ Los Angeles	6-2 W	20-10-3
34	Dec. 27	Montreal	5-2 W	21-10-3
35	Dec. 29	San Jose	7-5 W	22-10-3
36	Dec. 31	Los Angeles	4-0 W	23-10-3
37	Jan. 2	@ San Jose	2-2 T	23-10-4
38	Jan. 4	Tampa Bay	7-0 W	24-10-4
39	Jan. 6	@ Toronto	5-2 W	25-10-4
40	Jan. 8	@ Detroit	3-6 L	25-11-4
41	Jan. 9	@ NY Islanders	5-4 W	26-11-4
42	Jan. 11	@ NY Rangers	3-3 T	26-11-5

No	Date	Opponent	Score	Record
43	Jan. 12	@ New Jersey	2-3 L	26-12-5
44	Jan. 15	Buffalo	4-1 W	27-12-5
45	Jan. 16	Hartford	8-3 W	28-12-5
46	Jan. 19	Pittsburgh	2-5 L	28-13-5
47	Jan. 21	@ Los Angeles	5-4 W	29-13-5
48	Jan. 23	@ Minnesota	3-3 T	29-13-6
49	Jan. 24	@ Chicago	2-6 L	29-14-6
50	Jan. 27	Chicago	4-4 T	29-14-7
51	Jan. 30	Detroit	4-4 T	29-14-8
52	Feb. 1	Minnesota	4-5 L	29-15-8
53	Feb. 3	Tampa Bay	4-2 W	30-15-8
54	Feb. 9	@ Quebec	5-1 W	31-15-8
55	Feb. 11	@ Toronto	2-5 L	31-16-8
56	Feb. 12	@ Buffalo	3-1 W	32-16-8
57	Feb. 15	@ Los Angeles	0-3 L	32-17-8
58	Feb. 18	Philadelphia	2-3 L	32-18-8
59	Feb. 20	Winnipeg	4-2 W	33-18-8
60	Feb. 22	Toronto	1-8 L	33-19-8
61	Feb. 24	NY Rangers	5-4 W	34-19-8
62	Feb. 26	@ Winnipeg	7-4 W	35-19-8
63	Mar. 1	@ Buffalo	5-2 W	36-19-8
64	Mar. 2	@ Washington	3-3 T	36-19-9
65	Mar. 4	@ Boston	3-4 L	36-20-9
66	Mar. 6	@ Hartford	1-5 L	36-21-9
67	Mar. 9	New Jersey	7-2 W	37-21-9
68	Mar. 11	Minnesota	3-4 L	37-22-9
69	Mar. 12	@ Winnipeg	3-2 W	38-22-9
70	Mar. 14	@ Calgary	2-3 L	38-23-9
71	Mar. 18	Winnipeg	2-5 L	38-24-9
72	Mar. 20	NY Islanders	2-7 L	38-25-9
73	Mar. 22	St. Louis	1-3 L	38-26-9
74	Mar. 24	Los Angeles	6-2 W	39-26-9
75	Mar. 26	Calgary	1-3 L	39-27-9
76	Mar. 30	@ St. Louis	6-3 W	40-27-9
77	Apr. 1	@ Tampa Bay	5-3 W	41-27-9
78	Apr. 3	@ Detroit	1-5 L	41-28-9
79	Apr. 4	@ Ottawa	3-0 W	42-28-9
80	Apr. 7	Edmonton	5-4 OT W	43-28-9
81	Apr. 9	@ Calgary	1-8 L	43-29-9
82	Apr. 11	Calgary	6-3 W	44-29-9
83	Apr. 13	Los Angeles	7-4 W	45-29-9
84	Apr. 15	@ Los Angeles	8-6 W	46-29-9

# 1993.94 SEASON RECORD

## PACIFIC DIVISION FINISH

2nd (85 Points)

## COACH

Pat Quinn

## GM

Pat Quinn

## CAPTAIN

Trevor Linden

## SCORING

Player	GP	G	A	PTS	PIM	Player	GP	G	A	PTS	PIM
Bure	76	60	47	107	86	Hedican	STL 38	2	3	5	14
G. Courtnall	82	26	44	70	123		VAN 8	0	1	1	0
Ronning	76	25	43	68	42	Diduck	55	1	10	11	72
Brown	STL 63	13	47	60	46	Plavick	47	1	9	10	6
	VAN 11	1	5	6	10	McIntyre	62	3	6	9	38
Linden	84	32	29	61	73	Lafayette	STL 38	2	3	5	14
Craven	78	15	40	55	30		VAN 11	1	1	2	4
Lumme	83	13	42	55	50	Hunter	56	3	4	7	171
Slegr	78	5	33	38	86	Ward	33	6	1	7	37
Adams	68	13	24	37	20	Jackson	12	5	1	6	9
Babych	73	4	28	32	52	Kesa	19	2	4	6	18
Odjick	76	16	13	29	271	Namesnikov	17	0	5	5	10
Gelinas	QUE 31	6	6	12	8	Dirk	65	2	3	5	105
	VAN 33	8	8	16	26	Eisenhut	13	1	3	4	21
Carson	LA 25	4	7	11	2	McLean	52	0	4	4	2
	VAN 34	7	10	17	22	Antoski	55	1	2	3	190
Momesso	68	14	13	27	149	Morin	5	1	1	2	6
Murzyn	80	6	14	20	109	Whitmore	32	0	0	0	6
Glynn	OTT 48	2	13	15	53	Peca	4	0	0	0	2
	VAN 16	0	0	0	12						
Charbonneau	30	7	7	14	49						

Goaltender	GPI	MIN	GA	SO	AVG	W-L-T
McLean	52	3,128	156	3	2.99	23-26-3
Whitmore	32	1,921	113	0	3.53	18-14-0

## RESULTS

No	Date	Opponent	Score	Record	No	Date	Opponent	Score	Record
1	Oct. 6	@ Los Angeles	5-2 W	1-0-0	43	Jan. 14	Ottawa	2-2 T	21-21-1
2	Oct. 9	Calgary	1-5 L	1-1-0	44	Jan. 16	@ Anaheim	4-3 W	22-21-1
3	Oct. 11	Edmonton	4-1 W	2-1-0	45	Jan. 19	Calgary	3-4 L	22-22-1
4	Oct. 16	@ Edmonton	3-2 W	3-1-0	46	Jan. 24	@ Edmonton	5-4 OT W	23-22-1
5	Oct. 19	Boston	5-4 W	4-1-0	47	Jan. 25	St. Louis	3-3 T	23-22-2
6	Oct. 21	@ Calgary	6-3 W	5-1-0	48	Jan. 27	Dallas	2-3 L	23-23-2
7	Oct. 23	@ San Jose	6-4 W	6-1-0	49	Jan. 29	New Jersey	6-3 W	24-23-2
8	Oct. 24	San Jose	3-2 OT W	7-1-0	50	Jan. 31	Los Angeles	3-1 W	25-23-2
9	Oct. 27	Washington	2-4 L	7-2-0	51	Feb. 2	Chicago	6-4 W	26-23-2
10	Oct. 30	Buffalo	3-6 L	7-3-0	52	Feb. 4	@ Anaheim	0-3 L	26-24-2
11	Nov. 2	@ NY Islanders	2-1 W	8-3-0	53	Feb. 6	Hartford	2-4 L	26-25-2
12	Nov. 3	@ NY Rangers	3-6 L	8-4-0	54	Feb. 8	@ Detroit	6-3 W	27-25-2
13	Nov. 5	@ Washington	2-3 L	8-5-0	55	Feb. 10	@ New Jersey	3-7 L	27-26-2
14	Nov. 7	@ Philadelphia	5-2 W	9-5-0	56	Feb. 12	@ Tampa Bay	3-2 W	28-26-2
15	Nov. 10	Los Angeles	4-0 W	10-5-0	57	Feb. 13	@ Florida	1-2 L	28-27-2
16	Nov. 13	@ Calgary	3-4 L	10-6-0	58	Feb. 15	@ St. Louis	2-3 L	28-28-2
17	Nov. 14	Anaheim	3-2 W	11-6-0	59	Feb. 17	@ Chicago	4-2 W	29-28-2
18	Nov. 16	St. Louis	3-0 W	12-6-0	60	Feb. 22	Calgary	4-4 T	29-28-3
19	Nov. 19	Anaheim	3-6 L	12-7-0	61	Feb. 26	Tampa Bay	3-1 W	30-28-3
20	Nov. 22	Toronto	2-5 L	12-8-0	62	Mar. 1	Edmonton	4-7 L	30-29-3
21	Nov. 24	Detroit	4-5 OT L	12-9-0	63	Mar. 3	@ St. Louis	4-0 W	31-29-3
22	Nov. 26	@ Winnipeg	5-3 W	13-9-0	64	Mar. 4	@ Dallas	4-1 W	32-29-3
23	Nov. 27	@ Edmonton	1-2 L	13-10-0	65	Mar. 7	Florida	1-2 L	32-30-3
24	Nov. 29	Chicago	2-1 W	14-10-0	66	Mar. 9	NY Islanders	5-4 W	33-30-3
25	Dec. 2	Philadelphia	3-6 L	14-11-0	67	Mar. 11	@ Winnipeg	8-4 W	34-30-3
26	Dec. 4	@ Quebec	1-3 L	14-12-0	68	Mar. 13	@ Chicago	2-5 L	34-31-3
27	Dec. 6	@ Montreal	3-4 OT L	14-13-0	69	Mar. 15	@ Detroit	2-5 L	34-32-3
28	Dec. 8	@ Hartford	4-1 W	15-13-0	70	Mar. 16	@ Toronto	4-1 W	35-32-3
29	Dec. 9	@ Boston	3-2 OT W	16-13-0	71	Mar. 19	@ Pittsburgh	4-5 L	35-33-3
30	Dec. 14	@ Calgary	4-8 L	16-14-0	72	Mar. 20	@ Dallas	1-2 OT L	35-34-3
31	Dec. 15	@ Edmonton	2-7 L	16-15-0	73	Mar. 23	@ Los Angeles	6-3 W	36-34-3
32	Dec. 17	Winnipeg	6-1 W	17-15-0	74	Mar. 25	NY Rangers	2-5 L	36-35-3
33	Dec. 19	Dallas	1-3 L	17-16-0	75	Mar. 27	Los Angeles	4-3 W	37-35-3
34	Dec. 21	Edmonton	6-3 W	18-16-0	76	Mar. 28	Toronto	3-2 OT W	38-35-3
35	Dec. 23	Calgary (@ Sask.)	4-3 W	19-16-0	77	Mar. 30	Pittsburgh	1-3 L	38-36-3
36	Dec. 28	@ Los Angeles	5-6 L	19-17-0	78	Apr. 1	Winnipeg	5-1 W	39-36-3
37	Dec. 31	San Jose	2-3 L	19-18-0	79	Apr. 2	San Jose	4-7 L	39-37-3
38	Jan. 2	Montreal	2-3 L	19-19-0	80	Apr. 5	Detroit	3-8 L	39-38-3
39	Jan. 5	@ Ottawa	7-2 W	20-19-0	81	Apr. 7	San Jose	3-2 W	40-38-3
40	Jan. 8	@ Toronto	3-6 L	20-20-0	82	Apr. 9	Anaheim	1-3 L	40-39-3
41	Jan. 9	@ Buffalo	3-5 L	20-21-0	83	Apr. 10	@ San Jose	1-3 L	40-40-3
42	Jan. 12	Quebec	4-3 W	21-21-0	84	Apr. 13	@ Anaheim	2-1 W	41-40-3

# 1994.95 SEASON RECORD

## PACIFIC DIVISION FINISH

2nd (48 Points)

## COACH

Rick Ley

## GM

Pat Quinn

## CAPTAIN

Trevor Linden

## SCORING

Player	GP	G	A	PTS	PIM	Player	GP	G	A	PTS	PIM
Bure	44	20	23	43	47	Murzyn	40	0	8	8	129
Linden	48	18	22	40	40	Sleg	19	1	5	6	32
R. Courtnall	DAL 32	7	10	17	13	Hunter	34	3	2	5	120
	VAN 13	4	14	18	4	Diduck	22	1	3	4	15
G. Courtnall	45	16	18	34	81	McIntyre	28	0	4	4	37
Beranek	PHI 14	5	5	10	2	Cullimore	34	1	2	3	39
	VAN 37	8	13	21	28	Namestnikov	16	0	3	3	4
Brown	33	8	23	31	16	Leeman	10	2	0	2	0
Momesso	48	10	15	25	65	Aucoin	1	1	0	1	0
Ronning	41	6	19	25	27	Charbonneau	3	1	0	1	0
Gelinas	46	13	10	23	36	Jackson	3	1	0	1	4
Oksiuta	EDM 26	11	2	13	6	Plavsic	3	0	1	1	4
	VAN 12	5	2	7	2	Whitmore	11	0	1	1	7
Ruutu	CHI 20	2	5	7	6	Walker	11	0	1	1	33
	VAN 25	5	6	11	23	McLean	40	0	1	1	4
Lumme	36	5	12	17	26	Antonski	7	0	0	0	46
Adams	31	5	10	15	12	Wotton	1	0	0	0	0
Babych	40	3	11	14	18	Stojanov	4	0	0	0	13
Hedican	45	2	11	13	34						
Peca	33	6	6	12	30						
Odjick	23	4	5	9	109						
Lafayette	27	4	4	8	2						

Goaltender	GPI	MIN	GA	SO	AVG	W-L-T
McLean	40	2,374	109	1	2.75	18-12-10
Whitmore	11	558	37	0	3.98	0-6-2

## RESULTS

No	Date	Opponent	Score	Record	No	Date	Opponent	Score	Record
1	Jan. 20	Dallas	1-1 T	0-0-1	25	Mar. 16	@ Chicago	2-9 L	8-9-8
2	Jan. 21	St. Louis	1-7 L	0-1-1	26	Mar. 17	@ Detroit	1-3 L	8-10-8
3	Jan. 24	@ Detroit	3-6 L	0-2-1	27	Mar. 21	Toronto	3-1 W	9-10-8
4	Jan. 25	@ Toronto	2-6 L	0-3-1	28	Mar. 23	Chicago	1-3 L	9-11-8
5	Jan. 28	@ St. Louis	3-1 W	1-3-1	29	Mar. 25	Detroit	1-2 L	9-12-8
6	Feb. 1	Toronto	4-4 T	1-3-2	30	Mar. 26	@ Calgary	0-2 L	9-13-8
7	Feb. 5	Chicago	4-9 L	1-4-2	31	Mar. 29	Los Angeles	5-2 W	10-13-8
8	Feb. 7	Edmonton	4-4 T	1-4-3	32	Mar. 31	Anaheim	6-1 W	11-13-8
9	Feb. 9	Winnipeg	5-1 W	2-4-3	33	Apr. 1	@ Edmonton	5-1 W	12-13-8
10	Feb. 11	San Jose	1-1 T	2-4-4	34	Apr. 4	Dallas	2-2 T	12-13-9
11	Feb. 15	@ San Jose	1-3 L	2-5-4	35	Apr. 7	@ Winnipeg	4-7 L	12-14-9
12	Feb. 17	@ Anaheim	2-2 T	2-5-5	36	Apr. 8	@ Calgary	4-2 W	13-14-9
13	Feb. 18	@ Los Angeles	6-2 W	3-5-5	37	Apr. 11	Anaheim	5-0 W	14-14-9
14	Feb. 20	Los Angeles	8-2 W	4-5-5	38	Apr. 13	Edmonton	4-6 L	14-15-9
15	Feb. 22	Winnipeg	1-4 L	4-6-5	39	Apr. 15	@ Anaheim	3-1 W	15-15-9
16	Feb. 24	@ Dallas	3-3 T	4-6-6	40	Apr. 17	@ Dallas	2-2 T	15-15-10
17	Feb. 26	@ San Jose	5-1 W	5-6-6	41	Apr. 18	@ St. Louis	1-4 L	15-16-10
18	Feb. 28	San Jose	3-4 L	5-7-6	42	Apr. 20	Calgary	2-2 T	15-16-11
19	Mar. 2	@ Calgary	2-2 T	5-7-7	43	Apr. 22	Edmonton	6-1 W	16-16-11
20	Mar. 4	@ Los Angeles	5-4 W	6-7-7	44	Apr. 25	@ Chicago	3-4 OT L	16-17-11
21	Mar. 6	Detroit	2-5 L	6-8-7	45	Apr. 26	@ Toronto	2-5 L	16-18-11
22	Mar. 11	Anaheim	5-3 W	7-8-7	46	Apr. 28	St. Louis	3-1 W	17-18-11
23	Mar. 12	@ Edmonton	5-2 W	8-8-7	47	Apr. 30	Calgary	6-4 W	18-18-11
24	Mar. 14	@ Winnipeg	3-3 T	8-8-8	48	May 3	@ San Jose	3-3 T	18-18-12

# 1995.96 SEASON RECORD

## PACIFIC DIVISION FINISH

Tied 2nd (79 Points)

## COACH

Rick Ley, Pat Quinn

## GM

Pat Quinn

## CAPTAIN

Trevor Linden

## SCORING

Player	GP	G	A	PTS	PIM	Player	GP	G	A	PTS	PIM
Mogilny	79	55	52	107	16	Brown	28	1	16	17	18
Linden	82	33	47	80	42	Aucoin	49	4	14	18	34
Ronning	79	22	45	67	42	Bure	15	6	7	13	8
Courtshall	81	26	39	65	40	Walker	63	4	8	12	137
Gelinas	81	30	26	56	59	Murzyn	69	2	10	12	130
Naslund	PIT 66	19	33	52	36	Kucera	HAR 30	2	6	8	10
	VAN 10	3	0	3	6		VAN 24	1	0	1	10
Lumme	80	17	37	54	50	Odjick	55	3	4	7	181
Oksuta	56	16	23	39	42	Sandlak	33	4	2	6	6
Tikkanen	STL 11	1	4	5	18	Loney	12	2	3	5	6
	NJ 9	0	2	2	4	Kocur	NYR 38	1	2	3	49
	VAN 38	13	24	37	14		VAN 7	0	1	1	19
Belanger	FLA 63	17	21	38	10	Hunter	60	2	0	2	122
	VAN 9	3	0	3	4	Cullimore	27	1	1	2	21
Sillinger	ANA 62	13	21	34	32	Malkoc	41	0	2	2	136
	VAN 12	1	3	4	6	Hirsch	41	0	2	2	2
Hedican	77	6	23	29	83	McLean	45	0	2	2	6
Babych	53	3	21	24	38	Bohonos	3	0	1	1	0
Rohlin	56	6	16	22	32	Courville	3	1	0	1	0
Ridley	37	6	15	21	29	Stojanov	58	0	1	1	123
Beranek	61	6	14	20	60						
Dowd	NJ 28	4	9	13	17						
	VAN 38	1	6	7	6						

Goaltender	GPI	MIN	GA	SO	AVG	W-L-T
Hirsch	41	2,338	114	1	2.93	17-14-6
McLean	45	2,645	156	2	3.54	15-21-9

## RESULTS

No	Date	Opponent	Score	Record	No	Date	Opponent	Score	Record
1	Oct. 9	Detroit	3-5 L	0-1-0	42	Jan. 13	@ Toronto	5-2 W	15-16-11
2	Oct. 12	@ Los Angeles	7-7 T	0-1-1	43	Jan. 15	@ Boston	6-0 W	16-16-11
3	Oct. 14	@ San Jose	7-6 W	1-1-1	44	Jan. 16	@ Hartford	0-3 L	16-17-11
4	Oct. 15	Los Angeles	3-3 T	1-1-2	45	Jan. 22	Dallas	4-6 L	16-18-11
5	Oct. 18	@ Anaheim	5-1 W	2-1-2	46	Jan. 24	Anaheim	1-2 L	16-19-11
6	Oct. 21	@ Edmonton	4-6 L	2-2-2	47	Jan. 25	@ Colorado	2-2 T	16-19-12
7	Oct. 24	@ NY Rangers	2-5 L	2-3-2	48	Jan. 27	NY Islanders	6-3 W	17-19-12
8	Oct. 25	@ New Jersey	4-2 W	3-3-2	49	Jan. 30	New Jersey	2-3 OT L	17-20-12
9	Oct. 28	Winnipeg	1-4 L	3-4-2	50	Feb. 1	@ St. Louis	2-2 T	17-20-13
10	Oct. 30	San Jose	4-3 W	4-4-2	51	Feb. 2	@ Dallas	5-4 W	18-20-13
11	Nov. 1	Edmonton	3-3 T	4-4-3	52	Feb. 4	@ Winnipeg	4-2 W	19-20-13
12	Nov. 3	Toronto	4-4 T	4-4-4	53	Feb. 7	Hartford	3-5 L	19-21-13
13	Nov. 4	@ Calgary	4-4 T	4-4-5	54	Feb. 9	@ Edmonton	3-2 OT W	20-21-13
14	Nov. 7	@ NY Islanders	5-2 W	5-4-5	55	Feb. 10	Washington	4-4 T	20-21-14
15	Nov. 9	@ Chicago	2-5 L	5-5-5	56	Feb. 13	Winnipeg	5-4 W	21-21-14
16	Nov. 11	Colorado	4-8 L	5-6-5	57	Feb. 15	Anaheim	5-3 W	22-21-14
17	Nov. 12	Montreal	2-4 L	5-7-5	58	Feb. 17	Boston	1-4 L	22-22-14
18	Nov. 16	@ Florida	2-2 T	5-7-6	59	Feb. 19	@ Detroit	3-4 L	22-23-14
19	Nov. 18	@ Tampa Bay	4-5 OT L	5-8-6	60	Feb. 20	@ Winnipeg	5-3 W	23-23-14
20	Nov. 19	@ Philadelphia	2-3 OT L	5-9-6	61	Feb. 23	San Jose	3-1 W	24-23-14
21	Nov. 22	@ Dallas	3-4 L	5-10-6	62	Feb. 27	Pittsburgh	4-7 L	24-24-14
22	Nov. 23	@ St. Louis	3-2 W	6-10-6	63	Feb. 29	St. Louis	2-2 T	24-24-15
23	Nov. 25	@ San Jose	2-7 L	6-11-6	64	Mar. 2	@ Detroit	3-2 W	25-24-15
24	Nov. 29	Chicago	2-2 T	6-11-7	65	Mar. 3	@ Buffalo	3-0 W	26-24-15
25	Dec. 1	San Jose	7-2 W	7-11-7	66	Mar. 6	Buffalo	5-2 W	27-24-15
26	Dec. 5	Edmonton	6-2 W	8-11-7	67	Mar. 9	Colorado	5-7 L	27-25-15
27	Dec. 8	St. Louis	3-6 L	8-12-7	68	Mar. 12	@ Washington	0-9 L	27-26-15
28	Dec. 9	@ Calgary	4-3 W	9-12-7	69	Mar. 14	@ Chicago	1-5 L	27-27-15
29	Dec. 13	@ Edmonton	2-2 T	9-12-8	70	Mar. 15	@ Ottawa	0-2 L	27-28-15
30	Dec. 17	Ottawa	4-1 W	10-12-8	71	Mar. 17	@ Toronto	2-4 L	27-29-15
31	Dec. 18	@ Colorado	4-2 W	11-12-8	72	Mar. 19	Colorado	3-4 L	27-30-15
32	Dec. 20	@ Los Angeles	2-2 T	11-12-9	73	Mar. 22	Dallas	5-2 W	28-30-15
33	Dec. 22	@ Anaheim	6-2 W	12-12-9	74	Mar. 23	Calgary	0-4 L	28-31-15
34	Dec. 23	Detroit	0-1 L	12-13-9	75	Mar. 25	Los Angeles	4-1 W	29-30-15
35	Dec. 26	Calgary	2-4 L	12-14-9	76	Mar. 27	Toronto	2-6 L	29-32-15
36	Dec. 28	NY Rangers	2-3 L	12-15-9	77	Mar. 29	Chicago	4-2 W	30-32-15
37	Dec. 31	Philadelphia	5-5 T	12-15-10	78	Apr. 1	Edmonton	2-6 L	30-33-15
38	Jan. 3	Florida	7-2 W	13-15-10	79	Apr. 3	@ Calgary	3-4 L	30-34-15
39	Jan. 6	Tampa Bay	9-2 W	14-15-10	80	Apr. 6	@ Los Angeles	4-2 W	31-34-15
40	Jan. 8	@ Pittsburgh	5-8 L	14-16-10	81	Apr. 8	@ Anaheim	0-2 L	31-35-15
41	Jan. 10	@ Montreal	2-2 T	14-16-11	82	Apr. 13	Calgary	5-0 W	32-35-15

# 1996.97 SEASON RECORD

## PACIFIC DIVISION FINISH

4th (77 Points)

## COACH

Tom Renney

## GM

Pat Quinn

## CAPTAIN

Trevor Linden

## SCORING

Player	GP	G	A	PTS	PIM	Player	GP	G	A	PTS	PIM
Mogilny	76	31	42	73	18	Staios	BOS 54	3	8	11	71
Gelinas	74	35	33	68	42		VAN 9	0	6	6	20
Bure	63	23	32	55	40	Joseph	63	3	13	16	62
Ridley	75	20	32	52	42	Brashear	MTL 10	0	0	0	38
Naslund	78	21	20	41	30		VAN 59	8	5	13	207
Linden	49	9	31	40	27	Odjick	70	5	8	13	371
Sillinger	78	17	20	37	25	Rohlin	40	2	8	10	8
Lumme	66	11	24	35	32	Wotton	36	3	6	9	19
Noonan	STL 13	2	5	7	0	Murzyn	61	1	7	8	118
	NYR 44	6	9	15	28	Semak	18	2	1	3	2
	VAN 16	4	8	12	6	Crowder	30	1	2	3	52
Courtall	47	9	19	28	24	Courville	19	0	2	2	11
Roberts	58	10	17	27	51	McLean	44	0	2	2	2
Babych	78	5	22	27	38	Hirsch	39	0	1	1	6
Tikkanen	62	12	15	27	66	Cullimore	3	0	0	0	2
Nemchinov	NYR 63	6	13	19	12	Namestnikov	2	0	0	0	4
	VAN 6	2	3	5	4	Fountain	6	0	0	0	0
Bohonos	36	11	11	22	10	Kucera	2	0	0	0	0
Aucoin	70	5	16	21	63						
Hedican	67	4	15	19	51						
Walker	64	3	15	18	132						

Goaltender	GPI	MIN	GA	SO	AVG	W-L-T
McLean	44	2,581	138	0	3.21	21-18-3
Hirsch	39	2,127	116	2	3.27	12-20-4
Fountain	6	245	14	1	3.43	2-2-0

## RESULTS

No	Date	Opponent	Score	Record	No	Date	Opponent	Score	Record
1	Oct. 5	Calgary	3-1 W	1-0-0	42	Jan. 12	Anaheim	2-3 L	20-21-1
2	Oct. 6	@ Edmonton	0-2 L	1-1-0	43	Jan. 14	Florida	4-4 T	20-21-2
3	Oct. 9	Buffalo	1-2 L	1-2-0	44	Jan. 20*	San Jose	6-1 W	21-21-2
4	Oct. 12	St. Louis	5-3 W	2-2-0	45	Jan. 22	@ Chicago	4-3 OT W	22-21-2
5	Oct. 14	Boston	4-5 OT L	2-3-0	46	Jan. 23	@ St. Louis	3-4 L	22-22-2
6	Oct. 17	@ Dallas	6-1 W	3-3-0	47	Jan. 25	@ Phoenix	0-4 L	22-23-2
7	Oct. 19	@ Colorado	2-9 L	3-4-0	48	Jan. 27	San Jose	5-2 W	23-23-2
8	Oct. 23	Colorado	1-4 L	3-5-0	49	Jan. 30	NY Islanders	2-1 OT W	24-23-2
9	Oct. 26	Pittsburgh	2-1 W	4-5-0	50	Feb. 1	@ Calgary	0-3 L	24-24-2
10	Oct. 30	@ Anaheim	6-3 W	5-5-0	51	Feb. 3	@ Ottawa	4-6 L	24-25-2
11	Nov. 1	@ Edmonton	5-4 OT W	6-5-0	52	Feb. 4	@ Pittsburgh	4-6 L	24-26-2
12	Nov. 2	Calgary	4-3 W	7-5-0	53	Feb. 6	@ Detroit	7-4 W	25-26-2
13	Nov. 8	St. Louis	2-4 L	7-6-0	54	Feb. 8	@ Toronto	2-3 L	25-27-2
14	Nov. 11	@ NY Rangers	3-2 W	8-6-0	55	Feb. 11	Washington	2-5 L	25-28-2
15	Nov. 13	@ NY Islanders	4-5 OT L	8-7-0	56	Feb. 15	Anaheim	4-2 W	26-28-2
16	Nov. 14	@ New Jersey	3-0 W	9-7-0	57	Feb. 18	Toronto	5-6 L	26-29-2
17	Nov. 16	@ Montreal	1-6 L	9-8-0	58	Feb. 20	@ San Jose	6-1 W	27-29-2
18	Nov. 19	Dallas	2-0 W	10-8-0	59	Feb. 22	@ Los Angeles	0-4 L	27-30-2
19	Nov. 21	Chicago	2-1 OT W	11-8-0	60	Feb. 23	@ Anaheim	2-5 L	27-31-2
20	Nov. 23	NY Rangers	5-3 W	12-8-0	61	Feb. 25	Montreal	2-4 L	27-32-2
21	Nov. 26	@ Toronto	2-3 L	12-9-0	62	Feb. 27	Phoenix	6-2 W	28-32-2
22	Nov. 27	@ Hartford	6-2 W	13-9-0	63	Mar. 1	Los Angeles	0-3 L	28-33-2
23	Nov. 29	@ Boston	3-7 L	13-10-0	64	Mar. 3	@ Colorado	1-5 L	28-34-2
24	Dec. 1	@ Philadelphia	3-4 L	13-11-0	65	Mar. 5	Chicago	1-1 T	28-34-3
25	Dec. 3	@ Detroit	2-2 T	13-11-1	66	Mar. 8	Detroit	3-5 L	28-35-3
26	Dec. 4	@ Buffalo	7-6 OT W	14-11-1	67	Mar. 10	@ Chicago	2-2 T	28-35-4
27	Dec. 7	Ottawa	2-3 L	14-12-1	68	Mar. 11	@ Washington	1-4 L	28-36-4
28	Dec. 11	Colorado	1-6 L	14-13-1	69	Mar. 13	@ Florida	4-5 L	28-37-4
29	Dec. 13	@ Dallas	1-2 L	14-14-1	70	Mar. 15	@ Tampa Bay	5-2 W	29-37-4
30	Dec. 15	@ St. Louis	8-0 W	15-14-1	71	Mar. 18	@ Colorado	2-4 L	29-38-4
31	Dec. 18	New Jersey	1-2 L	15-15-1	72	Mar. 20	San Jose	1-2 L	29-39-4
32	Dec. 20	Detroit	3-2 W	16-51-1	73	Mar. 22	Tampa Bay	3-2 W	30-39-4
33	Dec. 23	Edmonton	0-7 L	16-16-1	74	Mar. 24	Los Angeles	2-2 T	30-39-5
34	Dec. 26	@ San Jose	1-6 L	16-17-1	75	Mar. 26	Anaheim	5-3 W	31-39-5
35	Dec. 27	@ Phoenix	4-7 L	16-18-1	76	Mar. 29	@ Calgary	5-2 W	32-39-5
36	Dec. 31	Philadelphia	3-5 L	16-19-1	77	Mar. 30	Dallas	2-3 L	32-40-5
37	Jan. 2	Los Angeles	4-3 W	17-19-1	78	Apr. 4	Calgary	3-3 T	32-40-6
38	Jan. 4	Toronto	7-3 W	18-19-1	79	Apr. 5	@ Edmonton	2-2 T	32-40-7
39	Jan. 6	@ Anaheim	5-1 W	19-19-1	80	Apr. 7	@ San Jose	3-2 W	33-40-7
40	Jan. 7	@ Los Angeles	2-6 L	19-20-1	81	Apr. 9	Phoenix	6-4 W	34-40-7
41	Jan. 10	Hartford	5-3 W	20-20-1	82	Apr. 12	Edmonton	5-4 W	35-40-7

\* Rescheduled game (Dec. 29) due to weather

# 1997.98 SEASON RECORD

## PACIFIC DIVISION FINISH

7th (64 Points)

## COACH

Mike Keenan

## GM

Pat Quinn

## CAPTAIN

Mark Messier

## SCORING

Player	GP	G	A	PTS	PIM
Bure	82	51	39	90	48
Messier	82	22	38	60	58
Mogilny	51	18	27	45	36
Naslund	76	14	20	34	56
Bertuzzi	NYI 52	7	11	18	58
	VAN 22	6	9	15	63
Lumme	74	9	21	30	34
Ohlund	77	7	23	30	76
Hedican	71	3	24	27	79
Noonan	82	10	15	25	62
Scatchard	76	13	11	24	165
McCabe	82	4	20	24	209
May	BUF 36	4	7	11	113
	VAN 27	9	3	12	41
Linden	42	7	14	21	49
Zezel	NJ 5	0	3	3	0
	VAN 25	5	12	17	2
Brashear	77	9	9	18	372
Ledyard	49	2	13	15	14
Walker	59	3	10	13	164
Babych	47	0	9	9	37
Gelinas	24	4	4	8	10
Murzyn	31	5	2	7	42
Staios	77	3	4	7	134
Aucoin	35	3	3	6	21

Player	GP	G	A	PTS	PIM	
Robertsson	30	2	4	6	24	
Huscroft	TB 44	0	3	3	122	
	VAN 7	0	1	1	55	
McAllister	36	1	2	3	106	
Bohonos	31	2	1	3	4	
Vaic	5	1	1	2	2	
Roberts	13	1	1	2	4	
Convery	7	0	2	2	0	
Strudwick	NYI 17	0	1	1	36	
	VAN 11	0	1	1	29	
Ciccone	13	0	1	1	47	
Hirsch	1	0	0	0	0	
Wotton	5	0	0	0	6	
Courville	11	0	0	0	5	
Irbe	41	0	0	0	2	
Snow	PHI 29	0	0	0	18	
	VAN 12	0	0	0	4	
McLean	29	0	0	0	0	
Goaltender	GPI	MIN	GA	SO	AVG	W-L-T
Irbe	41	1,999	91	2	2.73	14-11-6
Snow	PHI 29	1,651	67	1	2.43	14-9-4
	VAN 12	504	26	0	3.10	3-6-0
Burke	16	838	49	0	3.51	2-9-4
McLean	29	1,583	97	1	3.68	6-17-4
Hirsch	1	50	5	0	6.00	0-0-0

## RESULTS

No	Date	Opponent	Score	Record
1	Oct. 4	Anaheim	3-2 W	1-0-0
2	Oct. 5	@ Anaheim	2-3 L	1-1-0
3	Oct. 9	Toronto	2-2 T	1-1-1
4	Oct. 11	NY Rangers	3-6 L	1-2-1
5	Oct. 13	Edmonton	3-0 W	2-2-1
6	Oct. 17	Boston	0-2 L	2-3-1
7	Oct. 19	Colorado	4-4 T	2-3-2
8	Oct. 21	@ Dallas	5-1 W	3-3-2
9	Oct. 23	@ St. Louis	1-4 L	3-4-2
10	Oct. 25	Pittsburgh	2-3 OT L	3-5-2
11	Oct. 26	Detroit	1-5 L	3-6-2
12	Oct. 29	@ Chicago	0-3 L	3-7-2
13	Oct. 30	@ New Jersey	1-8 L	3-8-2
14	Nov. 1	@ Pittsburgh	6-7 OT L	3-9-2
15	Nov. 3	@ Carolina	3-5 L	3-10-2
16	Nov. 4	@ Washington	1-2 L	3-11-2
17	Nov. 8	Anaheim	2-3 L	3-12-2
18	Nov. 11	@ Los Angeles	2-8 L	3-13-2
19	Nov. 12	@ San Jose	5-2 W	4-13-2
20	Nov. 14	@ Anaheim	3-3 T	4-13-3
21	Nov. 16	Carolina	4-1 W	5-13-3
22	Nov. 20	Phoenix	4-2 W	6-13-3
23	Nov. 22	Chicago	4-5 OT L	6-14-3
24	Nov. 25	@ NY Rangers	4-2 W	7-14-3
25	Nov. 28	@ Boston	5-2 W	8-14-3
26	Nov. 29	@ Toronto	4-2 W	9-14-3
27	Dec. 1	Detroit	3-3 T	9-14-4
28	Dec. 4	San Jose	2-3 L	9-15-4
29	Dec. 6	@ Colorado	4-6 L	9-16-4
30	Dec. 8	@ St. Louis	1-5 L	9-17-4
31	Dec. 9	@ Detroit	5-7 L	9-18-4
32	Dec. 13	Colorado	2-5 L	9-19-4
33	Dec. 15	Los Angeles	7-0 W	10-19-4
34	Dec. 17	@ Phoenix	5-1 W	11-19-4
35	Dec. 18	@ San Jose	0-0 T	11-19-5
36	Dec. 21	Chicago	0-5 L	11-20-5
37	Dec. 23	Dallas	1-3 L	11-21-5
38	Dec. 27	@ Dallas	3-3 T	11-21-6
39	Dec. 29	@ Los Angeles	2-5 L	11-22-6
40	Dec. 31	Philadelphia	0-8 L	11-23-6
41	Jan. 3	Montreal	2-4 L	11-24-6

No	Date	Opponent	Score	Record
42	Jan. 5	Los Angeles	3-2 W	12-24-6
43	Jan. 7	St. Louis	2-3 L	12-25-6
44	Jan. 8	@ Colorado	4-4 T	12-25-7
45	Jan. 10	Florida	2-2 T	12-25-8
46	Jan. 12	@ Chicago	2-3 L	12-26-8
47	Jan. 14	@ Detroit	0-4 L	12-27-8
48	Jan. 15	@ Buffalo	2-6 L	12-28-8
49	Jan. 21	Phoenix	1-6 L	12-29-8
50	Jan. 24	@ Calgary	2-5 L	12-30-8
51	Jan. 26	@ Phoenix	2-4 L	12-31-8
52	Jan. 28	@ Colorado	1-6 L	12-32-8
53	Jan. 30	New Jersey	3-1 W	12-32-8
54	Jan. 31	@ Edmonton	6-3 W	14-32-8
55	Feb. 2	Colorado	1-2 L	14-33-8
56	Feb. 6	Edmonton	5-4 W	15-33-8
57	Feb. 7	San Jose	6-3 W	16-33-8
58	Feb. 25	Anaheim	5-2 W	17-33-8
59	Feb. 27	@ Calgary	4-4 T	17-33-9
60	Feb. 28	Ottawa	6-4 W	18-33-9
61	Mar. 2	@ Los Angeles	2-2 T	18-33-10
62	Mar. 5	Calgary	2-6 L	18-34-10
63	Mar. 7	Tampa Bay	5-2 W	19-34-10
64	Mar. 9	St. Louis	0-4 L	19-35-10
65	Mar. 11	@ Montreal	2-2 T	19-35-11
66	Mar. 12	@ Philadelphia	2-3 L	19-36-11
67	Mar. 14	@ NY Islanders	6-2 W	20-36-11
68	Mar. 17	@ Florida	4-2 W	21-36-11
69	Mar. 18	@ Tampa Bay	2-4 L	21-37-11
70	Mar. 20	@ Ottawa	1-1 T	21-37-12
71	Mar. 21	@ Toronto	1-1 T	21-37-13
72	Mar. 24	NY Islanders	4-3 W	22-37-13
73	Mar. 26	Buffalo	2-5 L	22-38-13
74	Mar. 28	Washington	2-3 L	22-39-13
75	Apr. 1	Edmonton	4-2 W	23-39-13
76	Apr. 4	Dallas	5-3 W	24-39-13
77	Apr. 6	@ Edmonton	2-3 L	24-40-13
78	Apr. 9	@ Calgary	6-3 W	25-40-13
79	Apr. 11	@ San Jose	1-1 T	25-40-14
80	Apr. 15	Los Angeles	0-2 L	25-41-14
81	Apr. 17	Calgary	2-4 L	25-42-14
82	Apr. 19	Toronto	1-2 L	25-43-14



# 1998.99 SEASON RECORD

## NORTHWEST DIVISION FINISH

4th (58 Points)

## COACH

Mike Keenan,  
Marc Crawford

## GM

Brian Burke

## CAPTAIN

Mark Messier

## SCORING

Player	GP	G	A	PTS	PIM
Naslund	80	36	30	66	74
Messier	59	13	35	48	33
Mogilny	59	14	31	45	58
Muckalt	73	16	20	36	98
Ohlund	74	9	26	35	83
Aucoin	82	23	11	34	77
Gagner	FLA 36	4	10	14	39
	VAN 33	2	12	14	24
Jovanovski	FLA 41	3	13	16	82
	VAN 31	2	9	11	44
Scatchard	82	13	13	26	140
McCabe	69	7	14	21	120
Brashear	82	8	10	18	209
May	66	6	11	17	102
Bertuzzi	32	8	8	16	44
York	NYR 5	0	0	0	4
	PIT 2	0	0	0	0
	VAN 49	7	9	16	20
Zezel	41	6	8	14	16
Klutt	PHI 2	0	0	0	0
	VAN 73	4	10	14	12
Hedican	42	2	11	13	34
Hendrickson	35	2	3	5	30
	VAN 27	2	2	4	22

Player	GP	G	A	PTS	PIM
Convery	12	2	7	9	8
Schaefer	25	4	4	8	8
Baron	81	2	6	8	115
Holden	30	2	4	6	10
Robertsson	39	2	2	4	13
Strudwick	65	0	3	3	114
McAllister	28	1	1	2	63
Murzyn	12	0	2	2	21
Cooke	30	0	2	2	27
Staio	57	0	2	2	54
Sopel	5	1	0	1	4
Huscroft	26	0	1	1	63
Snow	65	0	1	1	34
Gordon	4	0	0	0	2
Weekes	11	0	0	0	0
Washburn	FLA 4	0	0	0	4
	VAN 8	0	0	0	2
Hirsch	20	0	0	0	0

Goaltender	GPI	MIN	GA	SO	AVG	W-L-T
Snow	65	3,501	171	6	2.93	20-31-8
Hirsch	20	919	48	1	3.13	3-8-3
Weekes	11	532	34	0	3.83	0-8-1

## RESULTS

No	Date	Opponent	Score	Record
1	Oct. 12	Los Angeles	4-2 W	1-0-0
2	Oct. 14	Edmonton	1-4 L	1-1-0
3	Oct. 17	Toronto	4-1 W	2-1-0
4	Oct. 20	@ Carolina	1-3 L	2-2-0
5	Oct. 21	@ Washington	2-1 W	3-2-0
6	Oct. 23	@ Florida	5-0 W	4-2-0
7	Oct. 25	@ Tampa Bay	2-3 L	4-3-0
8	Oct. 27	@ Nashville	4-5 L	4-4-0
9	Oct. 30	Pittsburgh	2-2 T	4-4-1
10	Nov. 1	Washington	4-1 W	5-4-1
11	Nov. 2	@ Edmonton	3-5 L	5-5-1
12	Nov. 7	Nashville	5-3 W	6-5-1
13	Nov. 9	Los Angeles	3-4 L	6-6-1
14	Nov. 12	@ Calgary	4-3 W	7-6-1
15	Nov. 13	Anaheim	5-2 W	8-6-1
16	Nov. 15	Colorado	1-2 L	8-7-1
17	Nov. 18	@ Phoenix	2-4 L	8-8-1
18	Nov. 19	@ Colorado	5-0 W	9-8-1
19	Nov. 21	Detroit	2-4 L	9-9-1
20	Nov. 23	@ Ottawa	3-4 L	9-10-1
21	Nov. 25	@ Toronto	1-5 L	9-11-1
22	Nov. 27	@ Detroit	1-7 L	9-12-1
23	Nov. 29	@ Philadelphia	2-6 L	9-13-1
24	Dec. 1	@ Boston	1-1 T	9-13-2
25	Dec. 4	Dallas	4-1 W	10-13-2
26	Dec. 6	Phoenix	3-3 T	10-13-3
27	Dec. 9	@ Anaheim	4-4 T	10-13-4
28	Dec. 12	@ Los Angeles	0-3 L	10-14-4
29	Dec. 17	Colorado	2-1 W	11-14-4
30	Dec. 19	Nashville	4-6 L	11-15-4
31	Dec. 22	@ Calgary	5-3 W	12-15-4
32	Dec. 23	Calgary	5-2 W	13-15-4
33	Dec. 26	@ San Jose	0-2 L	13-16-4
34	Dec. 27	@ Edmonton	0-3 L	13-17-4
35	Dec. 29	Colorado	2-4 L	13-18-4
36	Dec. 31	Philadelphia	2-6 L	13-19-4
37	Jan. 02	Montreal	1-2 L	13-20-4
38	Jan. 04	@ St. Louis	0-4 L	13-21-4
39	Jan. 06	@ Dallas	4-6 L	13-22-4
40	Jan. 08	Florida	1-1 T	13-22-5
41	Jan. 10	Dallas	2-0 W	14-22-5

No	Date	Opponent	Score	Record
42	Jan. 14	Edmonton	1-3 L	14-23-5
43	Jan. 16	Detroit	2-2 T	14-23-6
44	Jan. 18	@ Dallas	5-3 W	15-23-6
45	Jan. 19	@ Nashville	1-4 L	15-24-6
46	Jan. 28	St. Louis	2-4 L	15-25-6
47	Jan. 30	Chicago	3-2 W	16-25-6
48	Feb. 1	Ottawa	0-1 L	16-26-6
49	Feb. 3	@ Montreal	1-2 L	16-27-6
50	Feb. 4	@ NY Rangers	4-8 L	16-28-6
51	Feb. 7	@ NY Islanders	3-3 T	16-28-7
52	Feb. 9	@ New Jersey	4-3 W	17-28-7
53	Feb. 11	@ Pittsburgh	5-6 OT L	17-29-7
54	Feb. 13	Boston	3-1 W	18-29-7
55	Feb. 15	@ St. Louis	1-8 L	18-30-7
56	Feb. 17	@ Chicago	0-4 L	18-31-7
57	Feb. 20	Anaheim	1-5 L	18-32-7
58	Feb. 23	@ Colorado	4-4 T	18-32-8
59	Feb. 24	@ San Jose	1-1 T	18-32-9
60	Feb. 26	Carolina	1-0 W	19-32-9
61	Feb. 28	Buffalo	0-2 L	19-33-9
62	Mar. 3	San Jose	3-4 L	19-34-9
63	Mar. 5	Calgary	1-5 L	19-35-9
64	Mar. 7	Chicago	2-2 T	19-35-10
65	Mar. 10	@ Anaheim	4-4 T	19-35-11
66	Mar. 11	@ Phoenix	3-0 W	20-35-11
67	Mar. 13	@ Los Angeles	1-3 L	20-36-11
68	Mar. 15	New Jersey	1-2 L	20-37-11
69	Mar. 19	NY Islanders	1-3 L	20-38-11
70	Mar. 20	@ Edmonton	3-4 L	20-39-11
71	Mar. 24	@ Colorado	2-5 L	20-40-11
72	Mar. 25	St. Louis	1-4 L	20-41-11
73	Mar. 27	Montreal	5-1 W	21-41-11
74	Mar. 29	Phoenix	1-0 W	22-41-11
75	Mar. 31	Toronto	5-6 L	22-42-11
76	Apr. 2	San Jose	0-7 L	22-43-11
77	Apr. 3	@ San Jose	2-5 L	22-44-11
78	Apr. 5	@ Chicago	1-2 L	22-45-11
79	Apr. 7	@ Detroit	1-6 L	22-46-11
80	Apr. 10	Edmonton	1-1 T	22-46-12
81	Apr. 12	@ Calgary	2-0 W	23-46-12
82	Apr. 14	Calgary	4-5 L	23-47-12

# 1999.00 SEASON RECORD

## NORTHWEST DIVISION FINISH

3rd (83 Points)

## COACH

Marc Crawford

## GM

Brian Burke

## CAPTAIN

Mark Messier

## SCORING

Player	GP	G	A	PTS	PIM
Naslund	82	27	38	65	64
Cassels	79	17	45	62	16
Messier	66	17	37	54	30
Bertuzzi	80	25	25	50	126
Morrison	56	7	28	35	18
Schaefer	71	16	15	31	20
Jovanovski	75	5	21	26	54
Aucoin	57	10	14	24	30
Hawgood	79	5	17	22	26
Klatt	47	10	10	20	26
Ohlund	42	4	16	20	24
Kariya	45	8	11	19	22
York	54	4	13	17	20
May	59	9	7	16	90
Druken	33	7	9	16	10
Brashear	60	11	2	13	136
Cooke	51	5	7	12	39
Baron	81	2	10	12	67
Pederson	47	6	5	11	18
Sharifjanov	37	5	5	10	22
Hendrickson	40	5	4	9	14

Player	GP	G	A	PTS	PIM
Chubarov	49	1	8	9	10
Sopel	18	2	4	6	12
Holden	6	1	5	6	2
O'Sullivan	11	0	5	5	2
Strudwick	63	1	3	4	64
Komarniski	18	1	1	2	8
Snow	32	0	2	2	8
Potvin	56	0	2	2	4
Ruutu	8	0	1	1	6
Bodger	13	0	1	1	4
Leeb	2	0	0	0	2
Michaud	2	0	0	0	0
Bonni	3	0	0	0	0
Vaic	4	0	0	0	0
Schwab	6	0	0	0	2

Goaltender	GPI	MIN	GA	SO	AVG	W-L-T
Potvin	34	1,966	85	0	2.59	12-13-7
Snow	32	1,712	76	0	2.66	10-15-3
Weekes	20	987	47	1	2.86	6-7-4
Schwab	6	269	16	0	3.57	2-1-1
Michaud	2	69	5	0	4.35	0-1-0

## RESULTS

No	Date	Opponent	Score	Re cord
1	Oct. 2	NY Rangers	2-1 W	1-0-0-0
2	Oct. 6	Chicago	5-4 W	2-0-0-0
3	Oct. 9	Montreal	4-1 W	3-0-0-0
4	Oct. 13	Calgary	3-4 OT L	3-0-0-1
5	Oct. 15	Carolina	1-4 L	3-1-0-1
6	Oct. 16	@ Calgary	4-4 T	3-1-1-1
7	Oct. 19	@ Tampa Bay	6-5 OT W	4-1-1-1
8	Oct. 20	@ Florida	2-5 L	4-2-1-1
9	Oct. 23	@ NY Islanders	2-2 T	4-2-2-1
10	Oct. 24	@ NY Rangers	3-0 W	5-2-2-1
11	Oct. 26	@ Philadelphia	5-2 W	6-2-2-1
12	Oct. 28	Phoenix	1-4 L	6-3-2-1
13	Oct. 30	Nashville	4-1 W	7-3-2-1
14	Nov. 5	Florida	3-2 W	8-3-2-1
15	Nov. 7	St. Louis	1-6 L	8-4-2-1
16	Nov. 9	San Jose	4-4 T	8-4-3-1
17	Nov. 12	@ Phoenix	3-2 W	9-4-3-1
18	Nov. 15	Colorado	2-2 T	9-4-4-1
19	Nov. 17	Detroit	2-7 L	9-5-4-1
20	Nov. 20	@ Nashville	3-1 W	10-5-4-1
21	Nov. 22	@ Atlanta	3-6 L	10-6-4-1
22	Nov. 24	@ Carolina	1-1 T	10-6-5-1
23	Nov. 26	@ Boston	2-2 T	10-6-6-1
24	Nov. 27	@ Montreal	1-2 L	10-7-6-1
25	Nov. 30	Colorado	2-4 L	10-8-6-1
26	Dec. 2	Edmonton	3-2 OT W	11-8-6-1
27	Dec. 4	@ Edmonton	2-3 L	11-9-6-1
28	Dec. 6	@ Colorado	2-5 L	11-10-6-1
29	Dec. 8	@ Anaheim	2-2 T	11-10-7-1
30	Dec. 10	@ Calgary	2-3 L	11-11-7-1
31	Dec. 12	Colorado	2-3 OT L	11-11-7-2
32	Dec. 16	Ottawa	1-2 L	11-12-7-2
33	Dec. 18	Dallas	2-4 L	11-13-7-2
34	Dec. 22	Washington	6-3 W	12-13-7-2
35	Dec. 26	Calgary	0-2 L	12-14-7-2
36	Dec. 29	Philadelphia	2-3 OT L	12-14-7-3
37	Jan. 2	@ Calgary	2-4 L	12-15-7-3
38	Jan. 5	Tampa Bay	3-3 T	12-15-8-3
39	Jan. 7	@ Dallas	3-1 W	13-15-8-3
40	Jan. 8	@ St. Louis	2-4 L	13-16-8-3
41	Jan. 12	@ Chicago	2-3 OT L	13-16-8-4

No	Date	Opponent	Score	Record
42	Jan. 13	@ Nashville	4-3 OT W	14-16-8-4
43	Jan. 15	Dallas	1-2 L	14-17-8-4
44	Jan. 17	Toronto	4-5 OT L	14-17-8-5
45	Jan. 19	Detroit	3-3 T	14-17-9-5
46	Jan. 22	@ Edmonton	3-3 T	14-17-10-5
47	Jan. 23	Nashville	1-2 L	14-18-10-5
48	Jan. 25	Edmonton	4-5 OT L	14-18-10-6
49	Jan. 28	San Jose	4-1 W	15-18-10-6
50	Jan. 30	Chicago	1-3 L	15-19-10-6
51	Feb. 1	@ Colorado	1-2 L	15-20-10-6
52	Feb. 3	St. Louis	2-5 L	15-21-10-6
53	Feb. 9	Calgary	4-3 OT W	16-21-10-6
54	Feb. 12	@ Toronto	4-1 W	17-21-10-6
55	Feb. 14	@ Pittsburgh	0-3 L	17-22-10-6
56	Feb. 16	@ Detroit	2-5 L	17-23-10-6
57	Feb. 17	@ Buffalo	2-1 W	18-23-10-6
58	Feb. 19	@ Ottawa	3-1 W	19-23-10-6
59	Feb. 21	Boston	5-2 W	20-23-10-6
60	Feb. 23	@ Anaheim	4-4 T	20-23-11-6
61	Feb. 25	Los Angeles	2-5 L	20-24-11-6
62	Feb. 27	Phoenix	2-1 W	21-24-11-6
63	Feb. 29	@ Los Angeles	1-1 T	21-24-12-6
64	Mar. 2	Anaheim	3-1 W	22-24-12-6
65	Mar. 4	New Jersey	4-2 W	23-24-12-6
66	Mar. 6	Toronto	5-6 OT L	23-24-12-7
67	Mar. 8	@ Dallas	3-3 T	23-24-13-7
68	Mar. 9	@ St. Louis	2-2 T	23-24-14-7
69	Mar. 11	@ Phoenix	0-5 L	23-25-14-7
70	Mar. 13	@ Los Angeles	2-3 OT L	23-25-14-8
71	Mar. 16	Buffalo	6-3 W	24-25-14-8
72	Mar. 18	Ottawa	6-1 W	25-25-14-8
73	Mar. 20	@ Colorado	3-2 W	26-25-14-8
74	Mar. 22	@ San Jose	3-4 L	26-26-14-8
75	Mar. 24	Anaheim	8-1 W	27-26-14-8
76	Mar. 25	@ Edmonton	3-2 W	28-26-14-8
77	Mar. 29	@ Detroit	3-6 L	28-27-14-8
78	Mar. 31	@ Nashville	1-2 L	28-28-14-8
79	Apr. 2	@ Chicago	3-2 W	29-28-14-8
80	Apr. 5	Los Angeles	1-1 T	29-29-15-8
81	Apr. 7	Edmonton	4-5 OT L	29-29-15-8
82	Apr. 9	@ San Jose	5-2 W	30-29-15-8

# 2000.01 SEASON RECORD

## NORTHWEST DIVISION FINISH

3rd (90 Points)

## COACH

Marc Crawford

## GM

Brian Burke

## CAPTAIN

Markus Naslund

## SCORING

Player	GP	G	A	PTS	PIM
Naslund	72	41	34	75	58
Cassels	66	12	44	56	10
Bertuzzi	79	25	30	55	93
Morrison	82	16	38	54	42
Jovanovski	79	12	35	47	102
Schaefer	82	16	20	36	22
D. Sedin	75	20	14	34	24
Klatt	77	13	20	33	31
Druken	55	15	15	30	14
H. Sedin	82	9	20	29	38
Brashear	79	9	19	28	145
Ohlund	65	8	20	28	46
Cooke	81	14	13	27	94
Berehowsky	VAN 14	1	1	2	21
	NSH 66	6	18	24	100
Sopel	52	4	10	14	10
Lachance	76	3	11	14	46
Pederson	61	4	8	12	65
Baron	82	3	8	11	63

Player	GP	G	A	PTS	PIM
Stapleton	VAN 18	1	2	3	8
	NYI 35	1	4	5	2
Hawgood	16	2	5	7	6
Kariya	17	1	6	7	8
Ruutu	21	3	3	6	32
Helmer	20	2	4	6	18
Strudwick	60	1	4	5	64
Holden	10	1	0	1	0
Allen	6	0	0	0	0
Chubarov	1	0	3	0	0
Cloutier	VAN 16	0	0	0	0
	TB 24	0	0	0	4
Essensa	39	0	0	0	4
Brown	1	0	0	0	5

Goaltender	GPI	MIN	GA	SO	AVG	W-L-T
Cloutier	16	914	37	0	2.43	4-6-5
Essensa	39	2,059	92	1	2.68	18-12-3
Potvin	35	2,006	103	1	3.08	14-17-3

## RESULTS

No	Date	Opponent	Score	Record
1	Oct. 5	@ Philadelphia	3-6 L	0-1-0-0
2	Oct. 6	@ Florida	4-3 W	1-1-0-0
3	Oct. 8	@ Tampa Bay	5-4 W	2-1-0-0
4	Oct. 12	Colorado	2-5 L	2-2-0-0
5	Oct. 14	Buffalo	4-0 W	3-2-0-0
6	Oct. 16	Toronto	5-2 W	4-2-0-0
7	Oct. 18	Calgary	4-1 W	5-2-0-0
8	Oct. 21	Phoenix	2-3 OT L	5-2-0-1
9	Oct. 24	@ Nashville	4-4 T	5-2-1-1
10	Oct. 25	@ Dallas	6-2 W	6-2-1-1
11	Oct. 27	Atlanta	1-1 T	6-2-2-1
12	Nov. 1	Colorado	4-3 W	7-2-2-1
13	Nov. 3	Pittsburgh	2-4 L	7-3-2-1
14	Nov. 5	San Jose	2-2 T	7-3-3-1
15	Nov. 8	@ Anaheim	7-2 W	8-3-3-1
16	Nov. 9	@ Los Angeles	0-2 L	8-4-3-1
17	Nov. 11	St. Louis	2-5 L	8-5-3-1
18	Nov. 14	Chicago	4-2 W	9-5-3-1
19	Nov. 17	NY Rangers	4-3 W	10-5-3-1
20	Nov. 19	@ Columbus	6-1 W	11-5-3-1
21	Nov. 21	@ St. Louis	4-3 W	12-5-3-1
22	Nov. 22	@ Washington	2-3 OT L	12-5-3-2
23	Nov. 24	@ Detroit	2-3 L	12-6-3-2
24	Nov. 26	@ Minnesota	2-4 L	12-7-3-2
25	Nov. 28	Anaheim	4-1 W	13-7-3-2
26	Nov. 30	Montreal	3-4 L	13-8-3-2
27	Dec. 2	Edmonton	5-2 W	14-8-3-2
28	Dec. 4	Nashville	6-3 W	15-8-3-2
29	Dec. 6	@ Phoenix	1-1 T	15-8-4-2
30	Dec. 8	@ San Jose	6-1 W	16-8-4-2
31	Dec. 10	Los Angeles	1-2 L	16-9-4-2
32	Dec. 16	Columbus	4-3 W	17-9-4-2
33	Dec. 20	@ Edmonton	2-3 OT L	17-9-4-3
34	Dec. 21	@ Chicago	4-6 L	17-10-4-3
35	Dec. 23	@ Colorado	2-3 OT L	17-10-4-4
36	Dec. 27	Montreal	3-2 W	18-10-4-4
37	Dec. 29	@ Calgary	0-5 L	18-11-4-4
38	Dec. 30	@ San Jose	6-3 W	19-11-4-4
39	Jan. 1	@ Nashville	5-2 W	20-11-4-4
40	Jan. 3	@ Chicago	0-6 L	20-12-4-4
41	Jan. 6	Columbus	4-3 W	21-12-4-4

No	Date	Opponent	Score	Record
42	Jan. 8	Nashville	2-1 W	22-12-4-4
43	Jan. 10	Ottawa	1-5 L	22-13-4-4
44	Jan. 12	@ Edmonton	3-2 W	23-13-4-4
45	Jan. 14	Calgary	5-1 W	24-13-4-4
46	Jan. 16	Detroit	2-4 L	24-14-4-4
47	Jan. 18	@ Colorado	3-7 L	24-15-4-4
48	Jan. 20	@ St. Louis	0-3 L	24-16-4-4
49	Jan. 22	@ Dallas	1-2 L	24-17-4-4
50	Jan. 24	Phoenix	6-2 W	25-17-4-4
51	Jan. 27	@ Calgary	5-3 W	26-17-4-4
52	Jan. 28	Chicago	2-6 L	26-18-4-4
53	Jan. 30	Minnesota	3-2 W	27-18-4-4
54	Feb. 1	Colorado	5-3 W	28-18-4-4
55	Feb. 8	San Jose	0-0 T	28-18-5-4
56	Feb. 10	Calgary	1-4 L	28-19-5-4
57	Feb. 14	Washington	3-4 OT L	28-19-5-5
58	Feb. 17	@ Edmonton	6-5 W	29-19-5-5
59	Feb. 18	NY Islanders	3-2 W	30-19-5-5
60	Feb. 21	@ Montreal	2-1 W	31-19-5-5
61	Feb. 22	@ Toronto	1-4 L	31-20-5-5
62	Feb. 24	@ Ottawa	0-3 L	31-21-5-5
63	Feb. 26	@ Minnesota	5-2 W	32-21-5-5
64	Feb. 28	Dallas	5-4 W	33-21-5-5
65	Mar. 2	St. Louis	3-2 W	34-21-5-5
66	Mar. 4	Minnesota	3-4 OT L	34-21-5-6
67	Mar. 6	@ Detroit	3-4 L	34-22-5-6
68	Mar. 8	Phoenix	2-3 OT L	34-22-5-7
69	Mar. 10	Toronto	3-3 T	34-22-6-7
70	Mar. 13	@ Detroit	2-2 T	34-22-7-7
71	Mar. 15	@ Boston	2-2 T	34-22-8-7
72	Mar. 16	@ Buffalo	4-2 L	34-23-8-7
73	Mar. 18	@ Atlanta	5-3 W	35-23-8-7
74	Mar. 21	@ Columbus	1-1 T	35-23-9-7
75	Mar. 23	@ New Jersey	0-4 L	35-24-9-7
76	Mar. 25	@ Minnesota	2-2 T	35-24-10-7
77	Mar. 28	Dallas	1-3 L	35-25-10-7
78	Mar. 30	Anaheim	2-2 T	35-25-11-7
79	Apr. 1	@ Anaheim	1-2 L	35-26-11-7
80	Apr. 2	@ Los Angeles	1-3 L	35-27-11-7
81	Apr. 5	Los Angeles	3-2 W	36-27-11-7
82	Apr. 7	Edmonton	2-4 L	36-28-11-7

# 2001.02 SEASON RECORD

## NORTHWEST DIVISION FINISH

2nd (94 Points)

## COACH

Marc Crawford

## GM

Brian Burke

## CAPTAIN

Markus Naslund

## SCORING

Player	GP	G	A	PTS	PIM
Naslund	81	40	50	90	50
Bertuzzi	72	36	49	85	110
Morrison	82	23	44	67	26
Cassels	53	11	39	50	22
Jovanovski	82	17	31	48	101
Linden	VAN 64	12	22	34	65
	WSH 16	1	2	3	6
Ohlund	81	10	26	36	56
H. Sedin	82	16	20	36	36
Cooke	82	13	20	33	111
D. Sedin	79	9	23	32	32
Hlavac	VAN 46	9	12	21	10
	PHI 31	7	3	10	8
Letowski	VAN 42	7	10	17	15
	PHX 33	2	6	8	4
Sopel	66	8	17	25	44
Klatt	34	8	7	15	10
Lachance	81	1	10	11	50
Helmer	40	5	5	10	53
Chubarov	51	5	5	10	10
Warriner	VAN 14	2	4	6	12
	PHX 18	0	3	3	8

Player	GP	G	A	PTS	PIM
Ruutu	49	2	7	9	74
Druken	27	4	4	8	6
Kurtz	27	3	5	8	14
Baron	61	1	6	7	68
Strudwick	44	2	4	6	96
Vasiljevs	18	3	2	5	2
Kariya	3	0	1	1	2
Auld	1	0	1	1	0
Holden	8	0	0	0	2
Allen	11	0	0	0	6
Tezikov	2	0	0	0	0
Leeb	2	0	0	0	0
Bouck	PHX 7	0	0	0	4
Brown	15	0	0	0	72
Cloutier	62	0	0	0	20
Skudra	23	0	0	0	2
Brochu	6	0	0	0	0

Goaltender	GPI	MIN	GA	SO	AVG	W-L-T
Auld	1	59	2	0	2.03	1-0-0
Skudra	23	1,165	47	2	2.42	10-8-2
Cloutier	62	3,501	142	7	2.43	31-22-5
Brochu	6	216	15	1	4.17	0-3-0

## RESULTS

No	Date	Opponent	Score	Record
1	Oct. 4	Chicago	4-5 L	0-1-0-0
2	Oct. 6	Detroit	1-4 L	0-2-0-0
3	Oct. 9	@ Colorado	4-5 L	0-3-0-0
4	Oct. 11	@ Dallas	4-1 W	1-3-0-0
5	Oct. 13	Colorado	4-0 W	2-3-0-0
6	Oct. 16	Florida	2-2 T	2-3-1-0
7	Oct. 18	Toronto	5-6 L	2-4-1-0
8	Oct. 20	@ Phoenix	2-5 L	2-5-1-0
9	Oct. 21	@ Anaheim	1-3 L	2-6-1-0
10	Oct. 23	Nashville	4-2 W	3-6-1-0
11	Oct. 25	@ Colorado	1-4 L	3-7-1-0
12	Oct. 27	@ Edmonton	2-3 L	3-8-1-0
13	Oct. 30	Columbus	3-1 W	4-8-1-0
14	Nov. 1	Montreal	4-0 W	5-8-1-0
15	Nov. 3	@ San Jose	1-5 L	5-9-1-0
16	Nov. 6	@ Columbus	3-2 W	6-9-1-0
17	Nov. 8	@ St. Louis	1-3 L	6-10-1-0
18	Nov. 9	@ Chicago	1-3 L	6-11-1-0
19	Nov. 11	@ Minnesota	5-0 W	7-11-1-0
20	Nov. 13	Chicago	3-2 W	8-11-1-0
21	Nov. 15	St. Louis	2-1 W	9-11-1-0
22	Nov. 17	Edmonton	2-2 T	9-11-2-0
23	Nov. 20	@ Ottawa	0-3 L	9-12-2-0
24	Nov. 21	@ Pittsburgh	4-1 W	10-12-2-0
25	Nov. 23	@ Boston	2-3 L	10-13-2-0
26	Nov. 25	@ Philadelphia	4-1 W	11-13-2-0
27	Nov. 27	@ Minnesota	1-2 L	11-14-2-0
28	Nov. 28	@ Chicago	3-3 T	11-14-3-0
29	Nov. 30	Colorado	2-5 L	11-15-3-0
30	Dec. 2	Dallas	2-4 L	11-16-3-0
31	Dec. 6	Anaheim	3-2 W	12-16-3-0
32	Dec. 8	San Jose	1-5 L	12-17-3-0
33	Dec. 10	Tampa Bay	1-1 T	12-17-4-0
34	Dec. 12	@ Anaheim	1-0 W	13-17-4-0
35	Dec. 13	@ Los Angeles	3-6 L	13-18-4-0
36	Dec. 15	Detroit	3-0 W	14-18-4-0
37	Dec. 19	@ Detroit	1-4 L	14-19-4-0
38	Dec. 20	@ Nashville	2-6 L	14-20-4-0
39	Dec. 22	Minnesota	1-2 L	14-21-4-0
40	Dec. 27	Calgary	4-2 W	15-21-4-0
41	Dec. 29	New Jersey	4-2 W	16-21-4-0

No	Date	Opponent	Score	Record
42	Dec. 31	Philadelphia	1-2 L	16-22-4-0
43	Jan. 3	Montreal	5-2 W	17-22-4-0
44	Jan. 5	@ Edmonton	4-3 W	18-22-4-0
45	Jan. 8	@ Buffalo	2-3 L	18-23-4-0
46	Jan. 9	@ Detroit	4-5 OT L	18-23-4-1
47	Jan. 12	Carolina	7-1 W	19-23-4-1
48	Jan. 15	Pittsburgh	5-2 W	20-23-4-1
49	Jan. 17	@ St. Louis	4-5 L	20-24-4-1
50	Jan. 19	@ Washington	5-1 W	21-24-4-1
51	Jan. 21	@ Carolina	7-5 W	22-24-4-1
52	Jan. 23	@ Dallas	4-2 W	23-24-4-1
53	Jan. 25	Toronto	6-1 W	24-24-4-1
54	Jan. 26	@ Calgary	2-0 W	25-24-4-1
55	Jan. 28	Nashville	5-1 W	26-24-4-1
56	Jan. 30	Edmonton	2-2 T	26-24-5-1
57	Feb. 4	Phoenix	4-2 W	27-24-5-1
58	Feb. 8	@ Calgary	4-1 W	28-24-5-1
59	Feb. 9	Calgary	3-4 L	28-25-5-1
60	Feb. 12	Boston	1-2 OT L	28-25-5-2
61	Feb. 26	St. Louis	4-4 T	28-25-6-2
62	Feb. 28	Dallas	3-4 OT L	28-25-6-3
63	Mar. 2	Minnesota	6-3 W	29-25-6-3
64	Mar. 7	@ Phoenix	1-6 L	29-26-6-3
65	Mar. 9	@ San Jose	0-2 L	29-27-6-3
66	Mar. 10	San Jose	4-7 L	29-28-6-3
67	Mar. 12	@ Nashville	5-0 W	30-28-6-3
68	Mar. 14	@ Columbus	5-1 W	31-28-6-3
69	Mar. 16	@ Atlanta	4-2 W	32-28-6-3
70	Mar. 17	@ New Jersey	3-2 W	33-28-6-3
71	Mar. 19	@ NY Rangers	3-1 W	34-28-6-3
72	Mar. 21	@ NY Islanders	2-3 L	34-29-6-3
73	Mar. 24	Edmonton	0-2 L	34-30-6-3
74	Mar. 26	Los Angeles	4-0 W	35-30-6-3
75	Mar. 28	Columbus	4-3 W	36-30-6-3
76	Mar. 30	Anaheim	4-1 W	37-30-6-3
77	April 2	@ Los Angeles	4-4 T	37-30-7-3
78	April 5	Minnesota	5-4 W	38-30-7-3
79	April 7	Phoenix	4-3 W	39-30-7-3
80	April 9	@ Colorado	2-1 W	40-30-7-3
81	April 11	Los Angeles	5-2 W	41-30-7-3
82	April 13	@ Calgary	4-1 W	42-30-7-3

# 2002.03 SEASON RECORD

## NORTHWEST DIVISION FINISH

2nd (104 Points)

## COACH

Marc Crawford

## GM

Brian Burke

## CAPTAIN

Markus Naslund

## SCORING

Player	GP	G	A	PTS	PIM	Player	GP	G	A	PTS	PIM
Naslund	82	48	56	104	52	Reid	7	2	3	5	0
Bertuzzi	82	46	51	97	144	Ruutu	36	2	2	4	66
Morrison	82	25	46	71	36	Baumgartner	8	1	2	3	4
Jovanovski	67	6	40	46	113	Cloutier	57	0	3	3	24
Cooke	82	15	27	42	82	King	8	0	2	2	0
Linden	71	19	22	41	30	Langdon	VAN 45	0	1	1	143
H. Sedin	78	8	31	39	38	CAR 9	0	0	0	0	16
Sopel	81	7	30	37	23	Fedorov	7	0	1	1	4
D. Sedin	79	14	17	31	34	Skudra	23	0	1	1	0
Salo	79	9	21	30	10	Kavanagh	3	1	0	1	2
Klutt	82	16	13	29	8	Auld	7	0	0	0	0
Ohlund	59	2	27	29	42	Helmer	2	0	0	0	0
Letowski	78	11	14	25	36	Komarniski	1	0	0	0	2
Malik	VAN 69	7	11	18	52	Jokela	1	0	0	0	0
Chubarov	CAR 10	0	2	2	16	Moss	1	0	0	0	0
Lindgren	62	7	13	20	6						
Allen	54	5	9	14	18						
May	48	5	3	8	73						
Baron	VAN 3	0	0	0	10						
	PHX 20	3	4	7	32						
	78	2	4	6	62						

## RESULTS

No	Date	Opponent	Score	Record	No	Date	Opponent	Score	Record
1	Oct. 10	@ Calgary	3-0 W	1-0-0-0	42	Jan. 10	Columbus	2-3 L	25-12-5-0
2	Oct. 12	San Jose	5-3 W	2-0-0-0	43	Jan. 11	@ San Jose	0-3 L	25-13-5-0
3	Oct. 14	Calgary	2-3 L	2-1-0-0	44	Jan. 14	Nashville	4-3 W	26-13-5-0
4	Oct. 16	Boston	3-6 L	2-2-0-0	45	Jan. 16	@ Minnesota	2-5 L	26-14-5-0
5	Oct. 18	@ Anaheim	2-2 T	2-2-1-0	46	Jan. 17	@ Chicago	4-2 W	27-14-5-0
6	Oct. 19	@ Los Angeles	2-2 T	2-2-2-0	47	Jan. 19	@ Detroit	4-1 W	28-14-5-0
7	Oct. 21	@ San Jose	5-2 W	3-2-2-0	48	Jan. 21	@ Nashville	2-3 L	28-15-5-0
8	Oct. 24	Anaheim	2-2 T	3-2-3-0	49	Jan. 24	Detroit	2-5 L	28-16-5-0
9	Oct. 26	Dallas	1-4 L	3-3-3-0	50	Jan. 26	Phoenix	1-0 W	29-16-5-0
10	Oct. 29	Buffalo	1-1 T	3-3-4-0	51	Jan. 28	Minnesota	2-2 T	29-16-6-0
11	Oct. 31	Colorado	1-5 L	3-4-4-0	52	Jan. 30	Edmonton	3-3 T	29-16-7-0
12	Nov. 2	@ Minnesota	4-2 W	4-4-4-0	53	Feb. 4	@ Pittsburgh	3-2 W	30-16-7-0
13	Nov. 4	@ Colorado	4-2 W	5-4-4-0	54	Feb. 5	@ Columbus	4-4 T	30-16-8-0
14	Nov. 6	@ Dallas	4-4 L	5-5-4-0	55	Feb. 7	@ Buffalo	4-2 W	31-16-8-0
15	Nov. 9	@ Phoenix	5-2 W	6-5-4-0	56	Feb. 10	Chicago	2-1 W	32-16-8-0
16	Nov. 12	St. Louis	6-3 W	7-5-4-0	57	Feb. 13	Colorado	2-1 W	33-16-8-0
17	Nov. 14	Los Angeles	3-2 W	8-5-4-0	58	Feb. 15	@ Calgary	2-2 T	33-16-9-0
18	Nov. 16	NY Rangers	3-1 W	9-5-4-0	59	Feb. 18	@ Detroit	4-3 W	34-16-9-0
19	Nov. 20	Chicago	5-3 W	10-5-4-0	60	Feb. 20	@ St. Louis	4-2 W	35-16-9-0
20	Nov. 22	Detroit	4-1 W	11-5-4-0	61	Feb. 22	@ Edmonton	3-2 W	36-16-9-0
21	Nov. 25	@ Minnesota	2-1 W	12-5-4-0	62	Feb. 23	Columbus	7-2 W	37-16-9-0
22	Nov. 27	@ Carolina	3-2 W	13-5-4-0	63	Feb. 25	Atlanta	8-0 W	38-16-9-0
23	Nov. 29	@ Tampa Bay	5-3 W	14-5-4-0	64	Feb. 27	San Jose	2-3 L	38-17-9-0
24	Nov. 30	@ Florida	5-2 W	15-5-4-0	65	Mar. 1	@ Montreal	1-1 T	38-17-10-0
25	Dec. 3	@ NY Islanders	1-2 L	15-6-4-0	66	Mar. 3	@ Boston	6-4 W	39-17-10-0
26	Dec. 4	@ New Jersey	3-2 W	16-6-4-0	67	Mar. 4	@ Philadelphia	0-3 L	39-18-10-0
27	Dec. 7	Minnesota	2-4 L	16-7-4-0	68	Mar. 6	@ Columbus	4-5 OT L	39-18-10-1
28	Dec. 9	Calgary	1-2 L	16-8-4-0	69	Mar. 8	@ Toronto	3-3 T	39-18-11-1
29	Dec. 11	Colorado	3-1 W	17-8-4-0	70	Mar. 11	NY Islanders	4-3 W	40-18-11-1
30	Dec. 14	@ Edmonton	6-3 W	18-8-4-0	71	Mar. 13	St. Louis	4-4 T	40-18-12-1
31	Dec. 15	Calgary	3-3 T	18-8-5-0	72	Mar. 15	Toronto	0-1 L	40-19-12-1
32	Dec. 17	@ Chicago	2-3 L	18-9-5-0	73	Mar. 17	@ Dallas	4-2 W	41-19-12-1
33	Dec. 19	@ Nashville	3-1 W	19-9-5-0	74	Mar. 18	@ St. Louis	4-6 L	41-20-12-1
34	Dec. 21	Edmonton	4-3 W	20-9-5-0	75	Mar. 20	Nashville	7-3 W	42-20-12-1
35	Dec. 23	@ Colorado	3-5 L	20-10-5-0	76	Mar. 23	Washington	6-0 W	43-20-12-1
36	Dec. 26	@ Edmonton	4-2 W	21-10-5-0	77	Mar. 25	Dallas	3-4 L	43-21-12-1
37	Dec. 28	Anaheim	7-3 W	22-10-5-0	78	Mar. 27	Phoenix	5-1 W	44-21-12-1
38	Dec. 31	Toronto	3-5 L	22-11-5-0	79	Mar. 29	@ Los Angeles	5-1 W	45-21-12-1
39	Jan. 2	Montreal	3-2 W	23-11-5-0	80	Mar. 30	@ Anaheim	1-3 L	45-22-13-1
40	Jan. 4	Florida	3-2 W	24-11-5-0	81	Apr. 2	@ Phoenix	3-3 T	45-22-13-1
41	Jan. 8	Ottawa	6-4 W	25-11-5-0	82	Apr. 6	Los Angeles	0-2 L	45-23-13-1

# 2003.04 SEASON RECORD

## NORTHWEST DIVISION FINISH

1st (101 Points)

## COACH

Marc Crawford

## GM

Brian Burke

## CAPTAIN

Markus Naslund

## SCORING

Player	GP	G	A	PTS	PIM
Naslund	78	35	49	84	58
Morrison	82	22	38	60	50
Bertuzzi	69	17	43	60	122
D. Sedin	82	18	36	54	18
Rucinsky	VAN 13	1	2	3	10
	NYR 69	13	29	42	62
H. Sedin	76	11	31	42	32
Sopel	80	10	32	42	36
Sanderson	VAN 13	3	4	7	4
	CBJ 67	13	16	29	34
Linden	82	14	22	36	26
Ohlund	82	14	20	34	73
Salo	74	7	19	26	22
Cooke	53	11	12	23	73
Jovanovski	56	7	16	23	64
King	47	12	9	21	8
Chubarov	65	12	7	19	14
Malik	78	3	16	19	45
Keane	64	8	9	17	20

Player	GP	G	A	PTS	PIM	
Arvedson	41	8	7	15	12	
Ruutu	71	6	8	14	133	
May	70	5	6	11	137	
Bergevin	VAN 9	0	2	2	2	
	PIT 52	1	8	9	27	
Player	GP	G	A	PTS	PIM	
Allen	74	2	5	7	94	
Kesler	28	2	3	5	16	
Bouck	18	1	2	3	23	
Baumgartner	VAN 9	0	3	3	2	
	PIT 5	0	0	0	2	
Brookbank	VAN 20	2	0	2	95	
	NSH 9	0	0	0	38	
Cloutier	60	0	1	1	22	
Hedberg	21	0	0	0	10	
Goaltender	GPI	MIN	GA	SO	AVG	W-L-T
Auld	6	349	12	0	2.06	2-2-2
Cloutier	60	3,539	134	5	2.27	33-21-6
Hedberg	21	1,098	46	3	2.51	8-6-2

## RESULTS

No	Date	Opponent	Score	Record
1	Oct. 9	Calgary	4-1 W	1-0-0-0
2	Oct. 11	Edmonton	3-0 W	2-0-0-0
3	Oct. 13	@ Columbus	2-3 L	2-1-0-0
4	Oct. 16	@ Detroit	2-3 L	2-2-0-0
5	Oct. 18	@ Minnesota	2-2 T	2-2-1-0
6	Oct. 20	Buffalo	6-1 W	3-2-1-0
7	Oct. 22	St. Louis	3-2 W	4-2-1-0
8	Oct. 26	Phoenix	3-3 T	4-2-2-0
9	Oct. 28	Columbus	6-3 W	5-2-2-0
10	Oct. 30	@ Los Angeles	3-1 W	6-2-2-0
11	Oct. 31	@ Phoenix	4-1 W	7-2-2-0
12	Nov. 3	Detroit	5-1 W	8-2-2-0
13	Nov. 5	@ Nashville	4-3 W	9-2-2-0
14	Nov. 6	@ St. Louis	2-3 L	9-3-2-0
15	Nov. 8	Minnesota	4-3 W	10-3-2-0
16	Nov. 11	@ Minnesota	0-1 L	10-4-2-0
17	Nov. 13	@ Philadelphia	3-4 OT L	10-4-2-1
18	Nov. 15	@ Boston	1-2 OT L	10-4-2-2
19	Nov. 18	Montreal	5-4 W	11-4-2-2
20	Nov. 20	Chicago	3-2 W	12-4-2-2
21	Nov. 22	Toronto	3-5 L	12-5-2-2
22	Nov. 24	@ Toronto	1-2 L	12-6-2-2
23	Nov. 25	@ Montreal	5-2 W	13-6-2-2
24	Nov. 27	@ Ottawa	3-2 W	14-6-2-2
25	Nov. 29	@ Calgary	4-4 T	14-6-3-2
26	Dec. 4	Calgary	1-4 L	14-7-3-2
27	Dec. 6	Minnesota	1-1 T	14-7-4-2
28	Dec. 9	Pittsburgh	4-3 W	15-7-4-2
29	Dec. 11	Colorado	1-1 T	15-7-5-2
30	Dec. 14	Carolina	2-1 W	16-7-5-2
31	Dec. 16	@ Nashville	2-1 W	17-7-5-2
32	Dec. 17	@ Dallas	1-3 L	17-8-5-2
33	Dec. 20	@ Edmonton	3-4 W	18-8-5-2
34	Dec. 22	Los Angeles	4-4 T	18-8-6-2
35	Dec. 26	@ Calgary	2-0 W	19-8-6-2
36	Dec. 27	Edmonton	2-6 L	19-9-6-2
37	Dec. 29	@ Colorado	3-2 W	20-9-6-2
38	Dec. 31	@ Chicago	4-3 W	21-9-6-2
39	Jan. 2	Colorado	2-4 L	21-10-6-2
40	Jan. 3	@ Calgary	3-1 W	22-10-6-2
41	Jan. 5	San Jose	1-2 L	22-11-6-2

No	Date	Opponent	Score	Record
42	Jan. 8	@ Los Angeles	3-1 W	23-11-6-2
43	Jan. 9	@ Anaheim	5-2 W	24-11-6-2
44	Jan. 11	Florida	2-2 T	24-11-7-2
45	Jan. 13	@ Phoenix	4-1 W	25-11-7-2
46	Jan. 15	@ San Jose	1-3 L	25-12-7-2
47	Jan. 17	Anaheim	1-2 L	25-13-7-2
48	Jan. 19	Dallas	2-3 L	25-14-7-2
49	Jan. 21	Tampa Bay	5-4 W	26-14-7-2
50	Jan. 25	Nashville	4-1 W	27-14-7-2
51	Jan. 27	Chicago	3-2 W	28-14-7-2
52	Jan. 29	@ St. Louis	4-2 W	29-14-7-2
53	Jan. 31	@ Washington	6-1 W	30-14-7-2
54	Feb. 2	@ NY Rangers	3-4 L	30-15-7-2
55	Feb. 3	@ NY Islanders	4-5 OT L	30-15-7-3
56	Feb. 5	@ New Jersey	4-0 W	31-15-7-3
57	Feb. 11	Calgary	2-3 L	31-16-7-3
58	Feb. 13	Atlanta	1-4 L	31-17-7-3
59	Feb. 14	Anaheim	1-2 L	31-18-7-3
60	Feb. 16	@ Colorado	1-0 W	32-18-7-3
61	Feb. 19	@ Minnesota	2-6 L	32-19-7-3
62	Feb. 21	@ Edmonton	3-4 OT L	32-19-7-4
63	Feb. 24	Detroit	4-2 W	33-19-7-4
64	Feb. 26	San Jose	3-2 W	34-19-7-4
65	Feb. 28	St. Louis	2-0 W	35-19-7-4
66	Mar. 3	@ Colorado	5-5 T	35-19-8-4
67	Mar. 5	@ Detroit	1-3 L	35-20-8-4
68	Mar. 6	@ Columbus	4-0 W	36-20-8-4
69	Mar. 8	Colorado	2-9 L	36-21-8-4
70	Mar. 10	Minnesota	1-1 T	36-21-9-4
71	Mar. 12	@ Edmonton	4-3 W	37-21-9-4
72	Mar. 13	Ottawa	1-2 L	37-22-9-4
73	Mar. 16	Nashville	2-2 T	37-22-10-4
74	Mar. 18	@ Dallas	0-3 L	37-23-10-4
75	Mar. 19	@ Chicago	3-4 OT L	37-23-10-5
76	Mar. 21	Columbus	4-5 L	37-24-10-5
77	Mar. 24	Los Angeles	1-0 W	38-24-10-5
78	Mar. 27	Dallas	3-2 W	39-24-10-5
79	Mar. 29	Phoenix	6-1 W	40-24-10-5
80	Mar. 31	@ Anaheim	2-1 W	41-24-10-5
81	Apr. 2	@ San Jose	4-1 W	42-24-10-5
82	Apr. 3	Edmonton	5-2 W	43-24-10-5



# 2005.06 SEASON RECORD

## NORTHWEST DIVISION FINISH

4th (92 Points)

## COACH

Marc Crawford

## GM

Dave Nonis

## CAPTAIN

Markus Naslund

## SCORING

Player	GP	G	A	PTS	PIM	Player	GP	G	A	PTS	PIM
Naslund	81	32	47	79	66	Mojzis	7	0	1	1	12
H. Sedin	82	18	57	75	56	Burrows	43	7	5	12	61
Bertuzzi	82	25	46	71	120	Brown	VAN 12	0	0	0	8
D. Sedin	82	22	49	71	34		NJ 35	1	11	12	27
Morrison	82	19	37	56	84	Green	33	4	2	6	14
Carter	81	33	22	55	41	Bieksa	39	0	6	6	77
Baumgartner	70	5	29	34	30	Brookbank	32	1	2	3	81
Ohlund	78	13	20	33	92	Goren	28	1	2	3	30
Salo	59	10	23	33	38	Bouck	12	1	1	2	21
Jovanovski	44	8	25	33	58	Rypien	5	1	0	1	4
Kesler	82	10	13	23	79	Auld	67	0	2	2	4
Carney	VAN 18	0	2	2	14	Balej	1	0	1	1	0
	ANA 61	2	16	18	48	Cloutier	13	0	0	0	4
Park	60	8	10	18	29	Butenschon	8	0	0	0	10
Cooke	45	8	10	18	71	Ouellet	4	0	0	0	2
Ruutu	82	10	7	17	142	Ryan	1	0	0	0	2
Allen	77	7	10	17	115	Smith	1	0	0	0	0
Weinrich	VAN 16	0	0	0	8						
	STL 59	1	16	17	44						
Linden	82	7	9	16	15						
McCarthy	VAN 51	2	4	6	43						
	ATL 16	7	3	10	8						

## RESULTS

No	Date	Opponent	Score	Record	No	Date	Opponent	Score	Record
1	Oct. 5	Phoenix	3-2 W	1-0-0	42	Jan. 7	Calgary	4-3 W (OT)	23-14-5
2	Oct. 8	@ Edmonton	3-4 O (SO)	1-0-1	43	Jan. 10	Toronto	4-3 W	24-14-5
3	Oct. 10	@ Detroit	4-2 W	2-0-1	44	Jan. 13	@ New Jersey	0-3 L	24-15-5
4	Oct. 12	@ Minnesota	0-6 L	2-1-1	45	Jan. 14	@ NY Islanders	8-1 W	25-15-5
5	Oct. 14	@ Minnesota	5-3 W	3-1-1	46	Jan. 16	@ Pittsburgh	4-2 W	26-15-5
6	Oct. 16	Dallas	5-2 W	4-1-1	47	Jan. 19	Buffalo	4-1 W	27-15-5
7	Oct. 18	Chicago	6-2 W	5-1-1	48	Jan. 21	Montreal	6-2 W	28-15-5
8	Oct. 20	Phoenix	3-2 W	6-1-1	49	Jan. 23	@ St. Louis	0-4 L	28-16-5
9	Oct. 22	Colorado	6-4 W	7-1-1	50	Jan. 24	@ Columbus	5-6 L	28-17-5
10	Oct. 25	@ Minnesota	3-1 W	8-1-1	51	Jan. 26	@ Detroit	1-2 L	28-18-5
11	Oct. 27	@ Colorado	2-6 L	8-2-1	52	Jan. 28	@ Colorado	4-3 W (SO)	29-18-5
12	Oct. 29	@ Colorado	3-4 O (OT)	8-2-2	53	Jan. 31	@ Phoenix	7-4 W	30-18-5
13	Nov. 2	Minnesota	2-1 W	9-2-2	54	Feb. 3	@ Calgary	3-1 W	31-18-5
14	Nov. 4	Columbus	5-3 W	10-2-2	55	Feb. 4	@ Edmonton	1-3 L	31-19-5
15	Nov. 5	@ Calgary	0-1 L	10-3-2	56	Feb. 6	Columbus	7-4 W	32-19-5
16	Nov. 7	@ Calgary	3-4 L	10-4-2	57	Feb. 8	St. Louis	2-4 L	32-20-5
17	Nov. 10	Colorado	3-5 L	10-5-2	58	Feb. 10	Anaheim	1-3 L	32-21-5
18	Nov. 13	Detroit	4-1 W	11-5-2	59	Feb. 12	Minnesota	3-2 W (OT)	33-21-5
19	Nov. 16	@ San Jose	3-1 W	12-5-2	60	Feb. 28	@ Calgary	2-1 W	34-21-5
20	Nov. 17	@ Los Angeles	4-5 L	12-6-2	61	Mar. 2	@ Nashville	1-3 L	34-22-5
21	Nov. 20	@ Anaheim	3-2 W	13-6-2	62	Mar. 3	@ Chicago	5-4 W (SO)	35-22-5
22	Nov. 22	Chicago	3-1 W	14-6-2	63	Mar. 5	St. Louis	1-4 L	35-23-5
23	Nov. 24	San Jose	3-2 W	15-6-2	64	Mar. 9	Nashville	2-3 O (OT)	35-23-6
24	Nov. 26	@ Phoenix	1-2 L	15-7-2	65	Mar. 11	Dallas	1-2 L	35-24-6
25	Nov. 27	@ Colorado	2-6 L	15-8-2	66	Mar. 13	@ Dallas	2-4 L	35-25-6
26	Nov. 30	Colorado	5-2 W	16-8-2	67	Mar. 14	@ Nashville	0-5 L	35-26-6
27	Dec. 1	@ Edmonton	3-5 L	16-9-2	68	Mar. 17	@ Columbus	3-2 W	36-26-6
28	Dec. 4	Boston	5-2 W	17-9-2	69	Mar. 19	Detroit	3-7 L	36-27-6
29	Dec. 9	Ottawa	3-2 W (SO)	18-9-2	70	Mar. 21	@ Edmonton	4-1 W	37-27-6
30	Dec. 13	@ NY Rangers	3-2 W	19-9-2	71	Mar. 23	Edmonton	4-3 W (SO)	38-27-6
31	Dec. 15	@ Philadelphia	5-4 W	20-9-2	72	Mar. 25	Edmonton	2-3 L	38-28-6
32	Dec. 17	Edmonton	4-5 O (OT)	20-9-3	73	Mar. 27	Los Angeles	7-4 W	39-28-6
33	Dec. 19	Los Angeles	3-4 O (SO)	20-9-4	74	Mar. 29	Minnesota	2-1 W	40-28-6
34	Dec. 21	Edmonton	6-7 L	20-10-4	75	Mar. 31	Minnesota	1-2 O (SO)	40-28-7
35	Dec. 23	Calgary	5-6 O (SO)	20-10-5	76	Apr. 2	@ Anaheim	2-6 L	40-29-7
36	Dec. 26	Calgary	1-2 L	20-11-5	77	Apr. 3	@ Los Angeles	0-1 L	40-30-7
37	Dec. 28	Nashville	4-3 W	21-11-5	78	Apr. 8	Calgary	3-2 W (OT)	41-30-7
38	Dec. 31	@ Minnesota	3-4 L	21-12-5	79	Apr. 10	Anaheim	2-4 L	41-31-7
39	Jan. 2	@ St. Louis	1-4 L	21-13-5	80	Apr. 12	San Jose	4-5 O (OT)	41-31-8
40	Jan. 4	@ Dallas	1-3 L	21-14-5	81	Apr. 13	@ San Jose	3-5 L	41-32-8
41	Jan. 5	@ Chicago	3-2 W	22-14-5	82	Apr. 15	Colorado	4-3 W (OT)	42-32-8

## HISTORY

## CAPTAIN

Markus Naslund

Goaltender	GPI	MIN	GA	SO	AVG	W-L-T
Luongo	76	4,490	171	5	2.29	47-22-6
Sabourin	9	480	21	0	2.63	2-4-1

No	Date	Opponent	Score	Record	No	Date	Opponent	Score	Record
1	Oct. 5	@ Detroit	3-1 W	1-0-0	42	Jan. 5	Edmonton	3-2 W (OT)	23-18-1
2	Oct. 6	@ Columbus	3-2 W (OT)	2-0-0	43	Jan. 7	Florida	4-3 W (SO)	24-18-1
3	Oct. 8	@ Colorado	2-3 L	2-1-0	44	Jan. 11	Minnesota	2-5 L	24-19-1
4	Oct. 10	@ Minnesota	1-2 O (SO)	2-1-1	45	Jan. 13	@ Toronto	6-1 W	25-19-1
5	Oct. 13	San Jose	4-6 L	2-2-1	46	Jan. 16	@ Montreal	4-0 W	26-19-1
6	Oct. 16	Edmonton	2-1 W	3-2-1	47	Jan. 18	@ Ottawa	2-1 W	27-19-1
7	Oct. 17	@ Edmonton	1-2 L	3-3-1	48	Jan. 19	@ Buffalo	3-4 O (SO)	27-19-2
8	Oct. 20	@ St. Louis	3-2 W (OT)	4-3-1	49	Jan. 26	Los Angeles	2-3 O (OT)	27-19-3
9	Oct. 21	@ Nashville	4-3 W (OT)	5-3-1	50	Jan. 28	San Jose	3-1 W	28-19-3
10	Oct. 23	@ Dallas	1-2 L	5-4-1	51	Jan. 30	Columbus	2-3 O (SO)	28-19-4
11	Oct. 25	@ Chicago	5-0 W	6-4-1	52	Feb. 1	Edmonton	5-3 W	29-19-4
12	Oct. 27	Washington	3-2 W (SO)	7-4-1	53	Feb. 3	@ Calgary	3-4 L	29-20-4
13	Oct. 31	Nashville	2-3 L	7-5-1	54	Feb. 6	@ Edmonton	5-2 W	30-20-4
14	Nov. 2	@ Minnesota	2-5 L	7-6-1	55	Feb. 7	Chicago	0-3 L	30-21-4
15	Nov. 4	@ Colorado	2-3 L	7-7-1	56	Feb. 10	Atlanta	3-2 W	31-21-4
16	Nov. 6	Dallas	2-1 W	8-7-1	57	Feb. 14	@ Minnesota	3-2 W (OT)	32-21-4
17	Nov. 9	Anaheim	0-6 L	8-8-1	58	Feb. 16	@ Chicago	2-1 W (SO)	33-21-4
18	Nov. 11	Calgary	2-3 L	8-9-1	59	Feb. 18	Colorado	5-4 W	34-21-4
19	Nov. 14	Detroit	2-3 L	8-10-1	60	Feb. 20	@ Anaheim	3-2 W (OT)	35-21-4
20	Nov. 17	St. Louis	4-2 W	9-10-1	61	Feb. 22	@ Los Angeles	3-2 W	36-21-4
21	Nov. 19	Chicago	2-1 W	10-10-1	62	Feb. 25	@ Dallas	1-2 O (OT)	36-21-5
22	Nov. 22	@ Detroit	4-3 W (OT)	11-10-1	63	Feb. 27	@ St. Louis	1-3 L	36-22-5
23	Nov. 23	@ Nashville	0-6 L	11-11-1	64	Mar. 1	Phoenix	4-3 W	37-22-5
24	Nov. 25	@ Colorado	1-4 L	11-12-1	65	Mar. 4	Minnesota	4-3 W (SO)	38-22-5
25	Nov. 28	Columbus	1-0 W	12-12-1	66	Mar. 6	Tampa Bay	5-1 W	39-22-5
26	Nov. 30	Anaheim	1-2 L	12-13-1	67	Mar. 8	@ Phoenix	4-2 W	40-22-5
27	Dec. 2	Colorado	2-1 W	13-13-1	68	Mar. 9	@ San Jose	2-1 W (OT)	41-22-5
28	Dec. 4	Edmonton	0-4 L	13-14-1	69	Mar. 11	@ Anaheim	2-4 L	41-23-5
29	Dec. 8	Carolina	4-3 W (OT)	14-14-1	70	Mar. 13	Minnesota	2-3 O (OT)	41-23-6
30	Dec. 9	@ Calgary	3-5 L	14-15-1	71	Mar. 15	St. Louis	3-2 W (OT)	42-23-6
31	Dec. 12	Phoenix	2-5 W	15-15-1	72	Mar. 17	Detroit	4-1 W	43-23-6
32	Dec. 14	Calgary	3-1 W	16-15-1	73	Mar. 19	@ Edmonton	2-1 W	44-23-6
33	Dec. 16	Minnesota	2-1 W	17-15-1	74	Mar. 21	Nashville	2-0 W	45-23-6
34	Dec. 19	@ Minnesota	2-5 L	17-16-1	75	Mar. 25	Colorado	4-5 O (SO)	45-23-7
35	Dec. 21	@ Boston	0-2 L	17-17-1	76	Mar. 27	@ Colorado	3-0 W	46-23-7
36	Dec. 22	@ Columbus	2-3 L	17-18-1	77	Mar. 29	@ Los Angeles	4-2 W	47-23-7
37	Dec. 26	@ Calgary	3-1 W	18-18-1	78	Mar. 31	Calgary	2-3 L	47-24-7
38	Dec. 27	Calgary	6-5 W (OT)	19-18-1	79	Apr. 3	Los Angeles	4-2 W	48-24-7
39	Dec. 30	Edmonton	6-2 W	20-18-1	80	Apr. 5	Colorado	1-3 L	48-25-7
40	Jan. 2	@ Calgary	3-2 W	21-18-1	81	Apr. 7	@ San Jose	4-3 W (OT)	49-25-7
41	Jan. 3	Dallas	2-1 W (SO)	22-18-1	82	Apr. 8	@ Phoenix	1-3 L	49-26-7

# 2007.08 SEASON RECORD

## NORTHWEST DIVISION FINISH

5th (88 Points)

## COACH

Alain Vigneault

## GM

Dave Nonis

## CAPTAIN

Markus Naslund

## SCORING

Player	GP	G	A	PTS	PIM	Player	GP	G	A	PTS	PIM
H. Sedin	82	15	61	76	56	Krajicek	39	2	9	11	36
D. Sedin	82	29	45	74	50	Isbister	55	6	5	11	38
Naslund	82	25	30	55	46	Ritchie	71	3	8	11	80
Pyatt	79	16	21	37	60	Miller	57	1	8	9	32
Kesler	80	21	16	37	79	Jaffray	19	2	4	6	19
Burrows	82	12	19	31	179	Rypien	22	1	2	3	41
Morrison	39	9	16	25	18	Bourdon	27	2	0	2	20
Salo	63	8	17	25	38	Brown	19	1	0	1	55
Ohlund	53	9	15	24	79	Cowan	46	0	1	1	110
Raymond	49	9	12	21	2	Weaver	55	0	1	1	33
Edler	75	8	12	20	42	Fitzgerald	1	0	0	0	0
Pettinger	VAN 20	4	2	6	11	Mclver	17	0	0	0	52
	WSH 56	2	5	7	25	Hansen	5	0	0	0	2
Shannon	27	5	8	13	24						
Linden	59	7	5	12	15						
Mitchell	72	2	10	12	81						
Bieksa	34	2	10	12	90						

## RESULTS

No	Date	Opponent	Score	Record	No	Date	Opponent	Score	Record
1	Oct. 5	San Jose	1-3 L	0-1-0	42	Jan. 8	NY Islanders	3-2 O (SO)	24-14-4
2	Oct. 6	@ Calgary	4-3 W (OT)	1-1-0	43	Jan. 10	@ San Jose	1-3 L	24-15-4
3	Oct. 10	Philadelphia	2-8 L	1-2-0	44	Jan. 11	Phoenix	3-4 L	24-16-4
4	Oct. 12	@ Edmonton	5-2 W	2-2-0	45	Jan. 13	@ St. Louis	4-3 O (SO)	25-16-4
5	Oct. 13	Edmonton	4-1 W	3-2-0	46	Jan. 15	@ Columbus	2-3 L	25-17-4
6	Oct. 15	San Jose	2-4 L	3-3-0	47	Jan. 17	@ Detroit	2-3 O (SO)	25-17-5
7	Oct. 19	Los Angeles	2-4 L	3-4-0	48	Jan. 19	Los Angeles	3-4 L	25-18-5
8	Oct. 21	@ Columbus	4-1 W	4-4-0	49	Jan. 21	Minnesota	2-4 L	25-19-5
9	Oct. 22	@ Carolina	1-3 L	4-5-0	50	Jan. 23	St. Louis	3-2 O (SO)	26-19-5
10	Oct. 24	@ Detroit	2-3 L	4-6-0	51	Jan. 29	Dallas	3-4 L	26-20-5
11	Oct. 26	@ Washington	3-2 W	5-6-0	52	Jan. 31	@ Tampa Bay	3-4 L	26-21-5
12	Oct. 28	Detroit	2-3 L	5-7-0	53	Feb. 1	@ Florida	3-4 O (SO)	26-21-6
13	Nov. 1	Nashville	0-3 L	5-8-0	54	Feb. 5	@ Dallas	2-3 O (SO)	26-21-7
14	Nov. 3	@ Colorado	4-3 W	6-8-0	55	Feb. 7	@ Atlanta	2-1 W	27-21-7
15	Nov. 8	@ Calgary	3-2 W	7-8-0	56	Feb. 9	Colorado	2-6 L	27-22-7
16	Nov. 9	Colorado	2-1 W (OT)	8-8-0	57	Feb. 10	Chicago	3-2 W (SO)	28-22-7
17	Nov. 14	Edmonton	0-1 O (SO)	8-8-1	58	Feb. 14	Minnesota	4-5 O (SO)	28-22-8
18	Nov. 16	Minnesota	6-2 W	9-8-1	59	Feb. 16	Edmonton	4-2 W	29-22-8
19	Nov. 18	Calgary	4-1 W	10-8-1	60	Feb. 19	@ Minnesota	3-2 O (OT)	30-22-8
20	Nov. 20	@ Edmonton	4-5 O (SO)	10-8-2	61	Feb. 21	@ Nashville	3-2 O (SO)	31-22-8
21	Nov. 21	@ Minnesota	4-2 W	11-8-2	62	Feb. 23	Detroit	4-1 W	32-22-8
22	Nov. 23	@ St. Louis	1-3 L	11-9-2	63	Feb. 27	Colorado	2-3 O (SO)	32-22-9
23	Nov. 25	Chicago	2-0 W	12-9-2	64	Feb. 29	Columbus	2-3 O (OT)	32-22-10
24	Nov. 27	Anaheim	4-0 W	13-9-2	65	Mar. 2	@ Chicago	1-4 L	32-23-10
25	Nov. 29	Columbus	2-0 W	14-9-2	66	Mar. 4	@ Colorado	1-2 L	32-24-10
26	Dec. 2	@ Minnesota	1-2 L	14-10-2	67	Mar. 6	Nashville	6-2 W	33-24-10
27	Dec. 5	@ Chicago	3-2 W	15-10-2	68	Mar. 8	St. Louis	4-2 W	34-24-10
28	Dec. 6	@ Nashville	5-2 W	16-10-2	69	Mar. 10	@ Los Angeles	2-1 W (OT)	35-24-10
29	Dec. 8	Pittsburgh	1-2 O (SO)	16-10-3	70	Mar. 12	@ Anaheim	1-4 L	35-25-10
30	Dec. 10	@ Los Angeles	2-4 L	16-11-3	71	Mar. 13	@ Phoenix	0-4 L	35-26-10
31	Dec. 12	@ Anaheim	3-2 W	17-11-3	72	Mar. 15	@ Dallas	4-3 W	36-26-10
32	Dec. 13	@ San Jose	2-5 L	17-12-3	73	Mar. 17	Phoenix	3-1 W	37-26-10
33	Dec. 15	@ Edmonton	1-2 O (SO)	17-12-4	74	Mar. 20	@ Edmonton	4-1 W	38-26-10
34	Dec. 18	New Jersey	5-0 W	18-12-4	75	Mar. 21	Minnesota	1-2 L	38-27-10
35	Dec. 20	Dallas	3-2 W	19-12-4	76	Mar. 25	@ Calgary	2-3 L	38-28-10
36	Dec. 22	@ Phoenix	2-1 O (SO)	20-12-4	77	Mar. 26	@ Colorado	3-6 L	38-29-10
37	Dec. 23	@ Colorado	1-3 L	20-13-4	78	Mar. 28	@ Minnesota	0-4 L	38-30-10
38	Dec. 27	Calgary	5-3 W	21-13-4	79	Mar. 30	Calgary	6-2 W	39-30-10
39	Dec. 30	Anaheim	2-1 W	22-13-4	80	Apr. 1	Colorado	2-4 L	39-31-10
40	Dec. 31	@ Calgary	1-2 L	22-14-4	81	Apr. 3	Edmonton	1-2 L	39-32-10
41	Jan. 3	NY Rangers	3-0 W	23-14-4	82	Apr. 5	Calgary	1-7 L	39-33-10

# 2008.09 SEASON RECORD

## NORTHWEST DIVISION FINISH

1st (100 Points)

## COACH

Alain Vigneault

## GM

Michael D. Gillis

## CAPTAIN

Roberto Luongo

## SCORING

Player	GP	G	A	PTS	PIM
D. Sedin	82	31	51	82	36
H. Sedin	82	22	60	82	48
Kesler	82	26	33	59	61
Demitra	69	20	33	53	20
Burrows	82	28	23	51	150
Biekse	72	11	32	43	97
Edler	80	10	27	37	54
Bernier	81	15	17	32	27
Sundin	41	9	19	28	28
Wellwood	74	18	9	27	4
Ohlund	82	6	19	25	105
Salo	60	5	20	25	26
Mitchell	82	3	20	23	59
Raymond	72	11	12	23	24
Hansen	55	6	15	21	37
Pyatt	69	10	9	19	43

Player	GP	G	A	PTS	PIM	
Vaananen	VAN 3	0	1	1	0	
	PHI 46	1	9	10	22	
O'Brien	77	0	10	10	196	
Johnson	62	2	7	9	12	
Hordichuk	73	4	1	5	109	
Jaffray	14	2	2	4	14	
Rypien	12	3	0	3	19	
Davison	23	0	2	2	51	
Krog	4	1	0	1	2	
Bolduc	7	0	1	1	4	
Ouellet	3	0	0	0	0	
Goaltender	GPI	MIN	GA	SO	AVG	W-L-T
Luongo	54	3,181	124	9	2.34	33-13-7
LaBarbera	28	1,447	67	2	2.78	8-10-6
Sanford	19	973	42	1	2.59	7-8-0
Schneider	8	355	20	0	3.38	2-4-1

## RESULTS

No	Date	Opponent	Score	Record
1	Oct. 9	Calgary	6-0 W	1-0-0
2	Oct. 11	@ Calgary	5-4 W (OT)	2-0-0
3	Oct. 13	@ Washington	1-5 L	2-1-0
4	Oct. 16	@ Detroit	4-3 W (OT)	3-1-0
5	Oct. 17	@ Buffalo	2-5 L	3-2-0
6	Oct. 19	@ Chicago	2-4 L	3-3-0
7	Oct. 21	@ Columbus	2-4 L	3-4-0
8	Oct. 25	Edmonton	6-3 W	4-4-0
9	Oct. 28	Boston	0-1 L	4-5-0
10	Oct. 30	@ Los Angeles	4-0 W	5-5-0
11	Oct. 31	@ Anaheim	7-6 W (SO)	6-5-0
12	Nov. 2	Detroit	2-3 L	6-6-0
13	Nov. 4	Nashville	4-0 W	7-6-0
14	Nov. 6	Phoenix	1-0 W	8-6-0
15	Nov. 8	Minnesota	2-0 W	9-6-0
16	Nov. 12	Colorado	2-1 O (SO)	9-6-1
17	Nov. 15	Toronto	4-2 W	10-6-1
18	Nov. 17	@ NY Islanders	2-1 O (SO)	10-6-2
19	Nov. 19	@ NY Rangers	6-3 W	11-6-2
20	Nov. 20	@ Minnesota	3-2 W	12-6-2
21	Nov. 22	@ Pittsburgh	3-1 W	13-6-2
22	Nov. 24	Detroit	3-2 W (OT)	14-6-2
23	Nov. 27	Calgary	3-4 L	14-7-2
24	Nov. 29	@ Calgary	1-3 L	14-8-2
25	Dec. 1	@ Columbus	2-3 L	14-9-2
26	Dec. 4	@ Detroit	5-6 L	14-10-2
27	Dec. 5	@ Minnesota	2-1 W	15-10-2
28	Dec. 7	@ Colorado	4-5 O (SO)	15-10-3
29	Dec. 9	@ Nashville	3-1 W	16-10-3
30	Dec. 13	@ Edmonton	0-3 L	16-11-3
31	Dec. 14	Florida	5-3 W	17-11-3
32	Dec. 17	Edmonton	4-2 W	18-11-3
33	Dec. 20	Chicago	1-3 L	18-12-3
34	Dec. 22	Anaheim	4-3 W	19-12-3
35	Dec. 23	@ San Jose	0-5 L	19-13-3
36	Dec. 26	Edmonton	2-3 L	19-14-3
37	Dec. 28	Ottawa	3-0 W	20-14-3
38	Dec. 30	Philadelphia	2-3 L	20-15-3
39	Jan. 1	@ Nashville	2-1 W	21-15-3
40	Jan. 2	@ Atlanta	3-4 O (SO)	21-15-4
41	Jan. 4	Dallas	2-3 O (SO)	21-15-5

No	Date	Opponent	Score	Record
42	Jan. 7	@ Edmonton	4-2 W	22-15-5
43	Jan. 9	St. Louis	4-6 L	22-16-5
44	Jan. 10	San Jose	2-4 L	22-17-5
45	Jan. 13	New Jersey	3-5 L	22-18-5
46	Jan. 15	Phoenix	1-4 L	22-19-5
47	Jan. 18	Columbus	5-6 O (SO)	22-19-6
48	Jan. 20	@ San Jose	2-1 O (OT)	22-19-7
49	Jan. 28	Nashville	3-5 L	22-20-7
50	Jan. 31	Minnesota	3-4 O (OT)	22-20-8
51	Feb. 3	Carolina	4-3 W	23-20-8
52	Feb. 7	Chicago	7-3 W	24-20-8
53	Feb. 10	@ St. Louis	6-4 W	25-20-8
54	Feb. 12	@ Phoenix	4-3 W	26-20-8
55	Feb. 13	@ Dallas	1-2 L	26-21-8
56	Feb. 15	Montreal	4-2 W	27-21-8
57	Feb. 17	@ Calgary	4-3 W (SO)	28-21-8
58	Feb. 19	@ Ottawa	5-2 W	29-21-8
59	Feb. 21	@ Toronto	3-2 W (SO)	30-21-8
60	Feb. 24	@ Montreal	0-3 L	30-22-8
61	Feb. 27	Tampa Bay	2-1 W	31-22-8
62	Mar. 1	Columbus	3-1 W	32-22-8
63	Mar. 3	Minnesota	4-2 W	33-22-8
64	Mar. 7	San Jose	3-1 W	34-22-8
65	Mar. 9	@ Los Angeles	2-3 L	34-23-8
66	Mar. 11	@ Anaheim	4-3 O (OT)	34-23-9
67	Mar. 13	Los Angeles	4-2 W	35-23-9
68	Mar. 15	Colorado	4-2 W	36-23-9
69	Mar. 17	Dallas	4-2 W	37-23-9
70	Mar. 19	St. Louis	3-0 W	38-23-9
71	Mar. 21	@ Phoenix	1-5 L	38-24-9
72	Mar. 24	@ Dallas	5-2 W	39-24-9
73	Mar. 26	@ St. Louis	2-4 L	39-25-9
74	Mar. 27	@ Colorado	4-1 W	40-25-9
75	Mar. 29	@ Chicago	4-0 W	41-25-9
76	Mar. 31	@ Minnesota	2-1 W (OT)	42-25-9
77	Apr. 2	Anaheim	5-6 O (SO)	42-25-10
78	Apr. 4	@ Edmonton	3-5 L	42-26-10
79	Apr. 5	Colorado	1-4 L	42-27-10
80	Apr. 7	Calgary	4-1 W	43-27-10
81	Apr. 9	Los Angeles	1-0 W	44-27-10
82	Apr. 11	@ Colorado	1-0 W (OT)	45-27-10

# 2009.10 SEASON RECORD

## NORTHWEST DIVISION FINISH

1st (103 Points)

## COACH

Alain Vigneault

## GM

Michael D. Gillis

## CAPTAIN

Roberto Luongo

## SCORING

Player	GP	G	A	PTS	PIM
H. Sedin	82	29	83	112	48
D. Sedin	63	29	56	85	28
Kesler	82	25	50	75	104
Burrows	82	35	32	67	121
Samuelsson	74	30	23	53	64
Raymond	82	25	28	53	48
Ehrhoff	80	14	30	44	42
Edler	76	5	37	42	40
Salo	68	9	19	28	18
Wellwood	75	14	11	25	12
Bernier	59	11	11	22	21
Biekse	55	3	19	22	85
Demitra	28	3	13	16	0
Hansen	47	9	6	15	18
Mitchell	48	4	8	12	48
Grabner	20	5	6	11	8
Glass	67	4	7	11	115
Rypien	69	4	4	8	126

Player	GP	G	A	PTS	PIM
O'Brien	65	2	6	8	79
Johnson	58	1	4	5	12
M. Schneider	17	2	3	5	12
Rome	49	0	4	4	24
Pettinger	9	1	2	3	6
Baumgartner	12	1	1	2	2
Alberts	14	1	1	2	13
Hordichuk	56	1	1	2	142
Lukowich	13	1	1	2	4
Shirokov	6	0	0	0	2
Bliznak	2	0	0	0	0
Bolduc	15	0	0	0	13
Desbiens	1	0	0	0	2
Oberg	2	0	0	0	0

Goaltender	GPI	MIN	GA	SO	AVG	W-L-T
Luongo	68	3,899	167	4	2.57	40-22-4
Raycroft	21	967	39	1	2.42	9-5-1
C. Schneider	2	78	5	0	3.80	0-1-0

## RESULTS

No	Date	Opponent	Score	Record
1	Oct. 1	@ Calgary	3-5 L	0-1-0
2	Oct. 3	@ Colorado	0-3 L	0-2-0
3	Oct. 5	Columbus	3-5 L	0-3-0
4	Oct. 7	Montreal	7-1 W	1-3-0
5	Oct. 11	Dallas	4-3 W (SO)	2-3-0
6	Oct. 16	@ Calgary	3-5 L	2-4-0
7	Oct. 17	Minnesota	2-1 W	3-4-0
8	Oct. 19	@ Edmonton	1-2 L	3-5-0
9	Oct. 21	@ Chicago	3-2 W	4-5-0
10	Oct. 24	Toronto	3-1 W	5-5-0
11	Oct. 25	Edmonton	2-0 W	6-5-0
12	Oct. 27	Detroit	4-5 L	6-6-0
13	Oct. 29	@ Los Angeles	2-1 W (SO)	7-6-0
14	Oct. 30	@ Anaheim	2-7 L	7-7-0
15	Nov. 1	Colorado	3-0 W	8-7-0
16	Nov. 3	NY Rangers	4-1 W	9-7-0
17	Nov. 5	@ Minnesota	5-2 W	10-7-0
18	Nov. 6	@ Dallas	1-2 L	10-8-0
19	Nov. 10	@ St. Louis	1-6 L	10-9-0
20	Nov. 12	@ Detroit	1-3 L	10-10-0
21	Nov. 14	@ Colorado	8-2 W	11-10-0
22	Nov. 20	Colorado	5-2 W	12-10-0
23	Nov. 22	Chicago	0-1 L	12-11-0
24	Nov. 26	Los Angeles	4-1 W	13-11-0
25	Nov. 28	Edmonton	7-3 W	14-11-0
26	Nov. 29	San Jose	2-4 L	14-12-0
27	Dec. 2	@ New Jersey	5-2 W	15-12-0
28	Dec. 3	@ Philadelphia	3-0 W	16-12-0
29	Dec. 5	@ Carolina	3-5 L	16-13-0
30	Dec. 8	@ Nashville	2-4 L	16-14-0
31	Dec. 10	Atlanta	4-2 W	17-14-0
32	Dec. 12	Minnesota	4-3 W	18-14-0
33	Dec. 14	Los Angeles	3-1 W	19-14-0
34	Dec. 16	Anaheim	2-3 L	19-15-0
35	Dec. 18	Washington	3-2 W	20-15-0
36	Dec. 20	St. Louis	1-3 L	20-16-0
37	Dec. 22	Nashville	4-1 W	21-16-0
38	Dec. 26	Edmonton	4-1 W	22-16-0
39	Dec. 27	@ Calgary	5-1 W	23-16-0
40	Dec. 29	@ Phoenix	2-3 O (SO)	23-16-1
41	Dec. 31	@ St. Louis	4-3 W (OT)	24-16-1

No	Date	Opponent	Score	Record
42	Jan. 2	@ Dallas	3-1 W	25-16-1
43	Jan. 5	Columbus	7-3 W	26-16-1
44	Jan. 7	Phoenix	4-0 W	27-16-1
45	Jan. 9	Calgary	2-3 O (SO)	27-16-2
46	Jan. 11	Nashville	2-3 L	27-17-2
47	Jan. 13	@ Minnesota	2-5 L	27-18-2
48	Jan. 16	Pittsburgh	6-2 W	28-18-2
49	Jan. 20	@ Edmonton	3-2 W (OT)	29-18-2
50	Jan. 21	Dallas	4-3 W	30-18-2
51	Jan. 23	Chicago	5-1 W	31-18-2
52	Jan. 25	Buffalo	3-2 W	32-18-2
53	Jan. 27	St. Louis	3-2 W	33-18-2
54	Jan. 30	@ Toronto	5-3 W	34-18-2
55	Feb. 2	@ Montreal	2-3 L	34-19-2
56	Feb. 4	@ Ottawa	1-3 L	34-20-2
57	Feb. 6	@ Boston	3-2 W (SO)	35-20-2
58	Feb. 9	@ Tampa Bay	1-3 L	35-21-2
59	Feb. 11	@ Florida	3-0 W	36-21-2
60	Feb. 12	@ Columbus	4-3 W	37-21-2
61	Feb. 14	@ Minnesota	2-6 L	37-22-2
62	Mar. 2	@ Columbus	4-3 W (OT)	38-22-2
63	Mar. 3	@ Detroit	6-3 W	39-22-2
64	Mar. 5	@ Chicago	3-6 L	39-23-2
65	Mar. 7	@ Nashville	4-2 W	40-23-2
66	Mar. 9	@ Colorado	6-4 W	41-23-2
67	Mar. 10	@ Phoenix	3-4 O (SO)	41-23-3
68	Mar. 13	Ottawa	5-1 W	42-23-3
69	Mar. 14	Calgary	3-1 W	43-23-3
70	Mar. 16	NY Islanders	2-5 L	43-24-3
71	Mar. 18	San Jose	3-2 W	44-24-3
72	Mar. 20	Detroit	3-4 O (OT)	44-24-4
73	Mar. 23	@ Edmonton	2-3 L	44-25-4
74	Mar. 24	Anaheim	4-1 W	45-25-4
75	Mar. 27	@ San Jose	2-4 L	45-26-4
76	Mar. 30	Phoenix	4-1 W	46-26-4
77	Apr. 1	@ Los Angeles	3-8 L	46-27-4
78	Apr. 2	@ Anaheim	5-4 W (SO)	47-27-4
79	Apr. 4	Minnesota	4-3 W (OT)	48-27-4
80	Apr. 6	Colorado	3-4 O (SO)	48-27-5
81	Apr. 8	@ San Jose	2-4 L	48-28-5
82	Apr. 10	Calgary	7-3 W	49-28-5

# 2010.11 SEASON RECORD

## NORTHWEST DIVISION FINISH

1st (117 Points)

## COACH

Alain Vigneault

## GM

Michael D. Gillis

## CAPTAIN

Henrik Sedin

## SCORING

Player	GP	G	A	PTS	PIM
D. Sedin	82	41	63	104	32
H. Sedin	82	19	75	94	40
Kesler	82	41	32	73	66
Samuelsson	75	18	32	50	36
Ehrhoff	79	14	36	50	52
Burrows	72	26	22	48	77
Raymond	70	15	24	39	10
Edler	51	8	25	33	24
Malhotra	72	11	19	30	22
Torres	80	14	15	29	78
Hansen	82	9	20	29	32
Higgins VAN	14	2	3	5	6
FLA	48	11	12	23	10
Hamhuis	64	6	17	23	34
Bieksa	66	6	16	22	73
Tambellini	62	9	8	17	18
Lapierre VAN	19	1	0	1	8
ANA	21	0	3	3	9
MTL	38	5	3	8	63
Glass	73	3	7	10	72
Salo	27	3	4	7	14
Ballard	65	2	5	7	53

Player	GP	G	A	PTS	PIM
Alberts	42	1	6	7	41
Rome	56	1	4	5	53
Bolduc	24	2	2	4	21
Oreskovich	16	0	3	3	8
Sweatt	3	1	1	2	2
Hodgson	8	1	1	2	0
Volpatti	15	1	1	2	16
Schaefer	16	1	1	2	2
Shirokov	2	1	0	1	0
Bliznak	4	1	0	1	0
Rypien	9	0	1	1	31
Tanev	29	0	1	1	0
Oberg	2	0	0	0	0
Andersson	4	0	0	0	0
Parent	4	0	0	0	0
Sauve	5	0	0	0	0
Perrault	7	0	0	0	0
Desbiens	12	0	0	0	10

Goaltender	GPI	MIN	GA	SO	AVG	W-L-T
Luongo	60	3,590	126	4	2.11	38-15-7
Schneider	25	1,372	51	1	2.23	16-4-2

## RESULTS

No	Date	Opponent	Score	Record
1	Oct. 9	Los Angeles	1-2 O (SO)	0-0-1
2	Oct. 11	Florida	2-1 W	1-0-1
3	Oct. 13	@ Anaheim	3-4 L	1-1-1
4	Oct. 15	@ Los Angeles	1-4 L	1-2-1
5	Oct. 17	Carolina	5-1 W	2-2-1
6	Oct. 19	@ Minnesota	2-6 L	2-3-1
7	Oct. 20	@ Chicago	1-2 O (SO)	2-3-2
8	Oct. 22	Minnesota	5-1 W	3-3-2
9	Oct. 26	Colorado	4-3 W (OT)	4-3-2
10	Nov. 1	New Jersey	3-0 W	5-3-2
11	Nov. 2	@ Edmonton	4-3 W	6-3-2
12	Nov. 4	@ Colorado	3-1 W	7-3-2
13	Nov. 6	Detroit	6-4 W	8-3-2
14	Nov. 9	@ Montreal	0-2 L	8-4-2
15	Nov. 11	@ Ottawa	6-2 W	9-4-2
16	Nov. 13	@ Toronto	5-3 W	10-4-2
17	Nov. 15	@ Buffalo	3-4 O (OT)	10-4-3
18	Nov. 17	@ Pittsburgh	1-3 L	10-5-3
19	Nov. 20	Chicago	1-7 L	10-6-3
20	Nov. 21	Phoenix	2-3 L	10-7-3
21	Nov. 24	Colorado	4-2 W	11-7-3
22	Nov. 26	San Jose	6-1 W	12-7-3
23	Dec. 1	@ Calgary	7-2 W	13-7-3
24	Dec. 3	@ Chicago	3-0 W	14-7-3
25	Dec. 5	St. Louis	2-3 L	14-8-3
26	Dec. 8	Anaheim	5-4 W (SO)	15-8-3
27	Dec. 11	Tampa Bay	4-5 O (OT)	15-8-4
28	Dec. 12	@ Edmonton	2-1 W	16-8-4
29	Dec. 15	Columbus	3-2 W (OT)	17-8-4
30	Dec. 18	Toronto	4-1 W	18-8-4
31	Dec. 20	@ St. Louis	3-1 W	19-8-4
32	Dec. 22	@ Detroit	4-5 O (OT)	19-8-5
33	Dec. 23	@ Columbus	7-3 W	20-8-5
34	Dec. 26	Edmonton	3-2 W	21-8-5
35	Dec. 28	Philadelphia	6-2 W	22-8-5
36	Dec. 31	@ Dallas	4-1 W	23-8-5
37	Jan. 2	@ Colorado	2-1 W	24-8-5
38	Jan. 3	@ San Jose	4-3 W	25-8-5
39	Jan. 5	Calgary	3-1 W	26-8-5
40	Jan. 7	Edmonton	6-1 W	27-8-5
41	Jan. 8	Detroit	1-2 O (SO)	27-8-6

No	Date	Opponent	Score	Record
42	Jan. 11	@ NY Islanders	4-3 W (SO)	28-8-6
43	Jan. 13	@ NY Rangers	0-1 L	28-9-6
44	Jan. 14	@ Washington	4-2 W	29-9-6
45	Jan. 16	@ Minnesota	0-4 L	29-10-6
46	Jan. 18	@ Colorado	3-4 O (OT)	29-10-7
47	Jan. 20	San Jose	1-2 O (SO)	29-10-8
48	Jan. 22	Calgary	3-4 O (SO)	29-10-9
49	Jan. 24	Dallas	7-1 W	30-10-9
50	Jan. 26	Nashville	2-1 W	31-10-9
51	Feb. 1	@ Dallas	4-1 W	32-10-9
52	Feb. 2	@ Phoenix	6-0 W	33-10-9
53	Feb. 4	Chicago	4-3 W	34-10-9
54	Feb. 7	Ottawa	4-2 W	35-10-9
55	Feb. 9	Anaheim	3-4 L	35-11-9
56	Feb. 12	Calgary	4-2 W	36-11-9
57	Feb. 14	@ St. Louis	2-3 L	36-12-9
58	Feb. 15	@ Minnesota	4-1 W	37-12-9
59	Feb. 17	@ Nashville	1-3 L	37-13-9
60	Feb. 19	Dallas	5-2 W	38-13-9
61	Feb. 22	Montreal	2-3 L	38-14-9
62	Feb. 24	St. Louis	3-2 W	39-14-9
63	Feb. 26	Boston	1-3 L	39-15-9
64	Mar. 1	Columbus	2-1 W (SO)	40-15-9
65	Mar. 3	Nashville	0-3 L	40-16-9
66	Mar. 5	@ Los Angeles	3-1 W	41-16-9
67	Mar. 6	@ Anaheim	3-0 W	42-16-9
68	Mar. 8	@ Phoenix	4-3 W (OT)	43-16-9
69	Mar. 10	@ San Jose	5-4 W (SO)	44-16-9
70	Mar. 12	@ Calgary	4-3 W	45-16-9
71	Mar. 14	Minnesota	4-2 W	46-16-9
72	Mar. 16	Colorado	4-2 W	47-16-9
73	Mar. 18	Phoenix	1-3 L	47-17-9
74	Mar. 23	@ Detroit	2-1 W	48-17-9
75	Mar. 25	@ Atlanta	3-1 W	49-17-9
76	Mar. 27	@ Columbus	4-1 W	50-17-9
77	Mar. 29	@ Nashville	3-1 W	51-17-9
78	Mar. 31	Los Angeles	3-1 W	52-17-9
79	Apr. 2	Edmonton	1-4 L	52-18-9
80	Apr. 5	@ Edmonton	0-2 L	52-19-9
81	Apr. 7	Minnesota	5-0 W	53-19-9
82	Apr. 9	@ Calgary	3-2 W (OT)	54-19-9



# 2011.12 SEASON RECORD

## NORTHWEST DIVISION FINISH

1st (111 Points)

## COACH

Alain Vigneault

## GM

Michael D. Gillis

## CAPTAIN

Henrik Sedin

## SCORING

Player	GP	G	A	PTS	PIM	Player	GP	G	A	PTS	PIM	
H. Sedin	82	14	67	81	52	Rome	43	4	6	10	46	
D. Sedin	72	30	37	67	40	Kassian	17	1	2	3	31	
Burrows	80	28	24	52	90	BUF	27	3	4	7	20	
Kesler	77	22	27	49	56	Weise	68	4	4	8	81	
Edler	82	11	38	49	34	Ballard	47	1	6	7	64	
Biekša	78	8	36	44	94	Ebbett	18	5	1	6	6	
Higgins	71	18	25	43	16	Bitz	10	1	3	4	14	
Hansen	82	16	23	39	34	Alberts	44	2	1	3	40	
Hamhuis	82	4	33	37	46	Samuelsson	6	1	2	3	6	
Hodgson	63	16	17	33	8	Tanev	25	0	2	2	2	
Booth	VAN	56	16	13	29	Duco	6	0	2	2	5	
FLA	6	0	1	1	2	Volpatti	23	1	0	1	37	
Salo	69	9	16	25	10	Sulzer	12	0	1	1	2	
Raymond	55	10	10	20	18	Mancari	6	0	0	0	0	
Lapierre	82	9	10	19	130	Sturm	6	0	0	0	2	
Malhotra	78	7	11	18	14	Sweatt	2	0	0	0	0	
Pahlsson	VAN	19	2	4	6	Oreskovich	1	0	0	0	7	
CBJ	61	2	9	11	22							
Gagnani	VAN	14	1	2	3	6	Luongo	33	1,833	60	3	1.96
BUF	44	1	11	12	20	Schneider	33	1,833	60	3	1.96	

## RESULTS

No	Date	Opponent	Score	Record	No	Date	Opponent	Score	Record
1	Oct. 6	Pittsburgh	3-4 O (SO)	0-0-1	42	Jan. 7	@ Boston	4-3 W	26-13-3
2	Oct. 10	@ Columbus	3-2 W	1-0-1	43	Jan. 9	@ Florida	1-2 L	26-14-3
3	Oct. 12	@ Philadelphia	4-5 L	1-1-1	44	Jan. 10	@ Tampa Bay	5-4 W (SO)	27-14-3
4	Oct. 13	@ Detroit	0-2 L	1-2-1	45	Jan. 12	@ St. Louis	3-2 W (OT)	28-14-3
5	Oct. 15	@ Edmonton	4-3 W	2-2-1	46	Jan. 15	Anaheim	2-4 L	28-15-3
6	Oct. 18	NY Rangers	0-4 L	2-3-1	47	Jan. 17	Los Angeles	2-3 O (SO)	28-15-4
7	Oct. 20	Nashville	5-1 W	3-3-1	48	Jan. 21	San Jose	4-3 W	29-15-4
8	Oct. 22	Minnesota	3-2 W (OT)	4-3-1	49	Jan. 24	Edmonton	3-2 W (SO)	30-15-4
9	Oct. 25	@ Edmonton	2-3 L	4-4-1	50	Jan. 31	Chicago	3-2 W (OT)	31-15-4
10	Oct. 26	St. Louis	0-3 L	4-5-1	51	Feb. 2	Detroit	3-4 O (SO)	31-15-5
11	Oct. 29	Washington	7-4 W	5-5-1	52	Feb. 4	@ Colorado	3-2 W (SO)	32-15-5
12	Nov. 1	@ Calgary	5-1 W	6-5-1	53	Feb. 7	@ Nashville	4-3 W (SO)	33-15-5
13	Nov. 3	@ Minnesota	1-5 L	6-6-1	54	Feb. 9	@ Minnesota	5-2 W	34-15-5
14	Nov. 4	@ St. Louis	2-3 L	6-7-1	55	Feb. 11	@ Calgary	2-3 O (SO)	34-15-6
15	Nov. 6	@ Chicago	6-2 W	7-7-1	56	Feb. 13	Phoenix	2-1 W (SO)	35-15-6
16	Nov. 10	@ Los Angeles	3-2 W	8-7-1	57	Feb. 15	Colorado	3-1 W	36-15-6
17	Nov. 11	@ Anaheim	4-4 L	8-8-1	58	Feb. 18	Toronto	6-2 W	37-15-6
18	Nov. 13	NY Islanders	4-1 W	9-8-1	59	Feb. 19	@ Edmonton	5-2 W	38-15-6
19	Nov. 16	Chicago	1-5 L	9-9-1	60	Feb. 21	@ Nashville	1-3 L	38-16-6
20	Nov. 20	Ottawa	2-1 W (OT)	10-9-1	61	Feb. 23	@ Detroit	4-3 W (SO)	39-16-6
21	Nov. 23	@ Colorado	3-0 W	11-9-1	62	Feb. 24	@ New Jersey	2-1 W	40-16-6
22	Nov. 25	@ Phoenix	5-0 W	12-9-1	63	Feb. 26	@ Dallas	2-3 O (OT)	40-16-7
23	Nov. 26	@ San Jose	3-2 W	13-9-1	64	Feb. 28	@ Phoenix	1-2 O (SO)	40-16-8
24	Nov. 29	Columbus	4-1 W	14-9-1	65	Mar. 1	St. Louis	2-0 W	41-16-8
25	Dec. 1	Nashville	5-6 L	14-10-1	66	Mar. 3	Buffalo	3-5 L	41-17-8
26	Dec. 4	Calgary	5-1 W	15-10-1	67	Mar. 6	Dallas	2-5 L	41-18-8
27	Dec. 6	Colorado	6-0 W	16-10-1	68	Mar. 8	Winnipeg	3-2 W	42-18-8
28	Dec. 8	@ Montreal	4-3 W (SO)	17-10-1	69	Mar. 10	Montreal	1-4 L	42-19-8
29	Dec. 10	@ Ottawa	4-1 W	18-10-1	70	Mar. 14	Phoenix	4-5 L	42-20-8
30	Dec. 13	@ Columbus	1-2 O (SO)	18-10-2	71	Mar. 17	Columbus	4-3 W	43-20-8
31	Dec. 15	@ Carolina	3-4 L	18-11-2	72	Mar. 19	@ Minnesota	0-2 L	43-21-8
32	Dec. 17	@ Toronto	5-3 W	19-11-2	73	Mar. 21	@ Chicago	1-2 O (OT)	43-21-9
33	Dec. 19	Minnesota	4-0 W	20-11-2	74	Mar. 22	@ Dallas	2-1 W	44-21-9
34	Dec. 21	Detroit	4-2 W	21-11-2	75	Mar. 24	@ Colorado	3-2 W (OT)	45-21-9
35	Dec. 23	Calgary	1-3 L	21-12-2	76	Mar. 26	Los Angeles	1-0 W	46-21-9
36	Dec. 26	Edmonton	5-3 W	22-12-2	77	Mar. 28	Colorado	1-0 W	47-21-9
37	Dec. 28	@ San Jose	3-2 W (OT)	23-12-2	78	Mar. 30	Dallas	5-2 W	48-21-9
38	Dec. 29	@ Anaheim	5-2 W	24-12-2	79	Mar. 31	Calgary	3-2 W (OT)	49-21-9
39	Dec. 31	@ Los Angeles	1-4 L	24-13-2	80	Apr. 3	Anaheim	5-4 W (SO)	50-21-9
40	Jan. 2	San Jose	2-3 O (SO)	24-13-3	81	Apr. 5	@ Calgary	2-3 L	50-22-9
41	Jan. 4	Minnesota	3-0 W	25-13-3	82	Apr. 7	Edmonton	3-0 W	51-22-9

# 2012.13 SEASON RECORD

## NORTHWEST DIVISION FINISH

1st (59 Points)

## COACH

Alain Vigneault

## GM

Michael D. Gillis

## CAPTAIN

Henrik Sedin

## SCORING

Player	GP	G	A	PTS	PIM
H. Sedin	48	11	34	45	24
D. Sedin	47	12	28	40	18
Roy	12	3	3	6	2
DAL	30	4	18	22	4
Hansen	47	10	17	27	8
Burrows	47	13	11	24	54
Hamhuis	47	4	20	24	12
Raymond	46	10	12	22	16
Edler	45	8	14	22	37
Garrison	47	8	8	16	28
Higgins	41	10	5	15	10
Kesler	17	4	9	13	12
Biekša	36	6	6	12	48
Kassian	39	7	4	11	51
Lapierre	48	4	6	10	45
Schroeder	31	3	6	9	4
Tanev	38	2	5	7	10
Weise	40	3	3	6	43

Player	GP	G	A	PTS	PIM
Ebbett	28	1	5	6	4
Booth	12	1	2	3	4
Sestito	23	1	0	1	53
PHI	7	2	0	2	12
Ballard	36	0	2	2	29
Barker	14	0	2	2	4
Volpatti	16	1	0	1	28
Alberts	24	0	1	1	32
Pinizzotto	12	0	0	0	29
Malhotra	9	0	0	0	0
Corrado	3	0	0	0	0
Gordon	6	0	0	0	0
Joslin	2	0	0	0	0
Jensen	2	0	0	0	0
Sweatt	1	0	0	0	0

Goaltender	GPI	MIN	GA	SO	AVG	W-L-T
Schneider	30	1,733	61	5	2.11	17-9-4
Luongo	20	1,197	51	2	2.56	9-6-3

## RESULTS

No	Date	Opponent	Score	Record
1	Jan. 19	Anaheim	3-7 L	0-1-0
2	Jan. 20	Edmonton	2-3 O (SO)	0-1-1
3	Jan. 23	Calgary	3-2 W (SO)	1-1-1
4	Jan. 25	@ Anaheim	5-0 W	2-1-1
5	Jan. 27	@ San Jose	1-4 L	2-2-1
6	Jan. 28	@ Los Angeles	2-3 O (SO)	2-2-2
7	Jan. 30	Colorado	3-0 W	3-2-2
8	Feb. 1	Chicago	2-1 W (SO)	4-2-2
9	Feb. 4	@ Edmonton	3-2 W (OT)	5-2-2
10	Feb. 7	@ Minnesota	4-1 W	6-2-2
11	Feb. 9	Calgary	5-1 W	7-2-2
12	Feb. 12	Minnesota	2-1 W	8-2-2
13	Feb. 15	Dallas	3-4 L	8-3-2
14	Feb. 17	St. Louis	3-4 O (SO)	8-3-3
15	Feb. 19	@ Chicago	3-4 O (SO)	8-3-4
16	Feb. 21	@ Dallas	4-3 W	9-3-4
17	Feb. 22	@ Nashville	1-0 W	10-3-4
18	Feb. 24	@ Detroit	3-8 L	10-4-4
19	Feb. 26	Phoenix	2-4 L	10-5-4
20	Mar. 2	Los Angeles	5-2 W	11-5-4
21	Mar. 3	@ Calgary	2-4 L	11-6-4
22	Mar. 5	San Jose	2-3 O (SO)	11-6-5
23	Mar. 7	@ Columbus	1-2 O (OT)	11-6-6
24	Mar. 10	@ Minnesota	2-4 L	11-7-6

No	Date	Opponent	Score	Record
25	Mar. 12	@ Columbus	2-1 W (SO)	12-7-6
26	Mar. 14	Nashville	7-4 W	13-7-6
27	Mar. 16	Detroit	2-5 L	13-8-6
28	Mar. 18	Minnesota	1-3 L	13-9-6
29	Mar. 19	St. Louis	3-2 W	14-9-6
30	Mar. 21	@ Phoenix	2-1 W	15-9-6
31	Mar. 23	@ Los Angeles	1-0 W	16-9-6
32	Mar. 24	@ Colorado	3-2 W	17-9-6
33	Mar. 26	Columbus	1-0 W (SO)	18-9-6
34	Mar. 28	Colorado	4-1 W	19-9-6
35	Mar. 30	@ Edmonton	0-4 L	19-10-6
36	Apr. 1	@ San Jose	2-3 L	19-11-6
37	Apr. 4	Edmonton	4-0 W	20-11-6
38	Apr. 6	Calgary	5-2 W	21-11-6
39	Apr. 8	Phoenix	2-0 W	22-11-6
40	Apr. 10	@ Calgary	4-1 W	23-11-6
41	Apr. 13	@ Colorado	3-4 L	23-12-6
42	Apr. 15	@ Nashville	5-2 W	24-12-6
43	Apr. 16	@ St. Louis	1-2 O (SO)	24-12-7
44	Apr. 18	@ Dallas	1-5 L	24-13-7
45	Apr. 20	Detroit	2-1 W (SO)	25-13-7
46	Apr. 22	Chicago	3-1 W	26-13-7
47	Apr. 25	Anaheim	1-3 L	26-14-7
48	Apr. 27	@ Edmonton	2-7 L	26-15-7

# 2013.14 SEASON RECORD

## PACIFIC DIVISION FINISH

5th (83 Points)

## COACH

John Tortorella

## GM

Michael D. Gillis

## CAPTAIN

Henrik Sedin

## SCORING

Player	GP	G	A	PTS	PIM
H. Sedin	70	11	39	50	42
D. Sedin	73	16	31	47	38
Kesler	77	25	18	43	81
Higgins	78	17	22	39	30
Garrison	81	7	26	33	57
Kassian	73	14	15	29	124
Santorelli	49	10	18	28	6
Bieksa	76	4	20	24	104
Richardson	73	11	12	23	39
Matthias	VAN 18	3	4	7	12
	FLA 59	9	7	16	14
Edler	63	7	15	22	50
Hamhuis	79	5	17	22	26
Hansen	71	11	9	20	43
Booth	66	9	10	19	18
Tanev	64	6	11	17	8
Stanton	64	1	15	16	32
Burrows	49	5	10	15	71
Weber	49	6	4	10	16

Player	GP	G	A	PTS	PIM
Sestito	77	5	4	9	213
Dalpe	55	4	3	7	6
Schroeder	25	3	3	6	2
Jensen	17	3	3	6	10
Archibald	16	1	2	3	0
Diaz	VAN 6	1	1	2	0
Welsh	19	1	0	1	6
Corrado	15	1	0	1	4
Lain	9	1	0	1	21
Zalewski	2	0	1	1	0
Alberts	10	0	0	0	0
Pelletier	3	0	0	0	0
Sauve	3	0	0	0	0
Ferriero	2	0	0	0	0

Goaltender	GPI	MIN	GA	SO	AVG	W-L-T
Luongo	VAN 42	2,418	96	3	2.38	19-16-6
Lack	41	2,319	93	4	2.41	16-17-5
Markstrom	VAN 4	200	10	0	3.00	1-2-0
	FLA 12	614	36	0	3.52	1-6-3
Eriksson	1	36	6	0	9.99	0-0-0

## RESULTS

No	Date	Opponent	Score	Record
1	Oct. 3	@ San Jose	1-4 L	0-1-0
2	Oct. 5	Edmonton	6-2 W	1-1-0
3	Oct. 6	@ Calgary	5-4 W (OT)	2-1-0
4	Oct. 8	New Jersey	3-2 W (OT)	3-1-0
5	Oct. 10	San Jose	1-4 L	3-2-0
6	Oct. 12	Montreal	1-4 L	3-3-0
7	Oct. 15	@ Philadelphia	3-2 W	4-3-0
8	Oct. 17	@ Buffalo	3-0 W	5-3-0
9	Oct. 19	@ Pittsburgh	3-4 O (SO)	5-3-1
10	Oct. 20	@ Columbus	1-3 L	5-4-1
11	Oct. 22	@ NY Islanders	5-4 W (OT)	6-4-1
12	Oct. 24	@ New Jersey	3-2 W (SO)	7-4-1
13	Oct. 25	@ St. Louis	3-2 W (OT)	8-4-1
14	Oct. 28	Washington	3-2 W	9-4-1
15	Oct. 30	Detroit	1-2 L	9-5-1
16	Nov. 2	Toronto	4-0 W	10-5-1
17	Nov. 5	@ Phoenix	2-3 O (SO)	10-5-2
18	Nov. 7	@ San Jose	4-2 W	11-5-2
19	Nov. 9	@ Los Angeles	1-5 L	11-6-2
20	Nov. 10	@ Anaheim	1-3 L	11-7-2
21	Nov. 14	San Jose	1-2 O (OT)	11-7-3
22	Nov. 17	Dallas	1-2 L	11-8-3
23	Nov. 19	Florida	2-3 O (SO)	11-8-4
24	Nov. 22	Columbus	6-2 W	12-8-4
25	Nov. 23	Chicago	1-2 L	12-9-4
26	Nov. 25	Los Angeles	2-3 O (OT)	12-9-5
27	Nov. 28	@ Ottawa	5-2 W	13-9-5
28	Nov. 30	@ NY Rangers	2-5 L	13-10-5
29	Dec. 1	@ Carolina	3-2 W	14-10-5
30	Dec. 3	@ Nashville	3-1 W	15-10-5
31	Dec. 6	Phoenix	3-2 W (OT)	16-10-5
32	Dec. 8	Colorado	3-1 W	17-10-5
33	Dec. 9	Carolina	2-0 W	18-10-5
34	Dec. 13	Edmonton	4-0 W	19-10-5
35	Dec. 14	Boston	6-2 W	20-10-5
36	Dec. 17	@ Minnesota	2-3 O (SO)	20-10-6
37	Dec. 19	@ Dallas	1-4 L	20-11-6
38	Dec. 20	@ Chicago	3-2 W (SO)	21-11-6
39	Dec. 22	Winnipeg	2-1 W	22-11-6
40	Dec. 29	@ Calgary	2-0 W	23-11-6
41	Dec. 30	Philadelphia	3-4 O (SO)	23-11-7

No	Date	Opponent	Score	Record
42	Jan. 1	Tampa Bay	2-4 L	23-12-7
43	Jan. 4	@ Los Angeles	1-3 L	23-13-7
44	Jan. 5	@ Anaheim	3-4 O (OT)	23-13-8
45	Jan. 7	Pittsburgh	4-5 O (SO)	23-13-9
46	Jan. 10	St. Louis	2-1 W	24-13-9
47	Jan. 13	@ Los Angeles	0-1 L	24-14-9
48	Jan. 15	@ Anaheim	1-9 L	24-15-9
49	Jan. 16	@ Phoenix	0-1 L	24-16-9
50	Jan. 18	Calgary	3-2 W (SO)	25-16-9
51	Jan. 21	@ Edmonton	2-1 W	26-16-9
52	Jan. 23	Nashville	1-2 L	26-17-9
53	Jan. 26	Phoenix	5-4 W (OT)	27-17-9
54	Jan. 27	Edmonton	2-4 L	27-18-9
55	Jan. 29	Chicago	2-5 L	27-19-9
56	Jan. 31	@ Winnipeg	3-4 L	27-20-9
57	Feb. 3	@ Detroit	0-2 L	27-21-9
58	Feb. 4	@ Boston	1-3 L	27-22-9
59	Feb. 6	@ Montreal	2-5 L	27-23-9
60	Feb. 8	@ Toronto	1-3 L	27-24-9
61	Feb. 26	St. Louis	1-0 W	28-24-9
62	Feb. 28	Minnesota	1-2 O (SO)	28-24-10
63	Mar. 2	Ottawa	2-4 L	28-25-10
64	Mar. 4	@ Phoenix	0-1 L	28-26-10
65	Mar. 6	@ Dallas	1-6 L	28-27-10
66	Mar. 8	Calgary	2-1 W	29-27-10
67	Mar. 10	NY Islanders	4-7 L	29-28-10
68	Mar. 12	@ Winnipeg	3-2 W (SO)	30-28-10
69	Mar. 14	@ Washington	3-4 L	30-29-10
70	Mar. 16	@ Florida	4-3 W (SO)	31-29-10
71	Mar. 17	@ Tampa Bay	3-4 L	31-30-10
72	Mar. 19	Nashville	2-0 W	32-30-10
73	Mar. 23	Buffalo	4-2 W	33-30-10
74	Mar. 26	@ Minnesota	5-2 W	34-30-10
75	Mar. 27	@ Colorado	1-3 O (OT)	34-30-11
76	Mar. 29	Anaheim	1-5 L	34-31-11
77	Apr. 1	NY Rangers	1-3 L	34-32-11
78	Apr. 5	Los Angeles	2-1 W	35-32-11
79	Apr. 7	Anaheim	0-3 L	35-33-11
80	Apr. 10	Colorado	2-4 L	35-34-11
81	Apr. 12	@ Edmonton	2-5 L	35-35-11
82	Apr. 13	Calgary	5-1 W	36-35-11



ALL-TIME

# ALL-TIME ROSTER

## A

Adams, Greg C.	1988.89
Adams, Greg G.	1987.88 to 1994.95
Affleck, Bruce	1979.80
Agnew, Jim	1986.87 to 1991.92
Alberts, Andrew	2009.10 to 2013.14
Alexander, Claire	1977.78
Allen, Bryan	2000.01 to 2005.06
Andersson, Jonas	2010.11 to 2011.12
Antoski, Shawn	1990.91 to 1994.95
Arbour, John	1970.71
<b>Archibald, Darren</b>	<b>2013.14 to</b>
Arvedson, Magnus	2003.04
Ashton, Brent	1979.80 to 1980.81
Aucuin, Adrian	1994.95 to 2000.01
Auld, Alex	2001.02 to 2005.06

## B

Babych, Dave	1991.92 to 1997.98
Bakovic, Peter	1987.88
Balej, Jozef	2005.06
Ballard, Keith	2010.11 to 2012.13
Balon, Dave	1971.72 to 1972.73
Bannerman, Murray	1977.78
Barker, Cam	2012.13
Baron, Murray	1998.99 to 2002.03
Bartel, Robin	1986.87
Baumgartner, Nolan	2002.03 to 2005.06
	2008.09 to 2011.12
Bawa, Robin	1991.92
Beech, Kris	2007.08
Belanger, Jesse	1995.96
Belland, Neil	1981.82 to 1985.86
Benning, Jim	1986.87 to 1989.90
Beranek, Josef	1994.95 to 1995.96
Bernier, Steve	2008.09 to 2009.10
Berehowsky, Drake	2000.01 to 2001.02
Bergevin, Marc	2003.04
Berry, Ken	1987.88 to 1988.89
Bertuzzi, Todd	1997.98 to 2005.06
<b>Bieksa, Kevin</b>	<b>2005.06 to</b>
Bitz, Byron	2011.12
Blight, Rick	1975.76 to 1980.81
Bliznak, Mario	2009.10
Block, Ken	1970.71
Boddy, Gregg	1971.72 to 1975.76
Bodger, Doug	1999.00
Bohonos, Lonny	1996.97 to 1997.98
Boldirev, Ivan	1979.80 to 1982.83
Bolduc, Alex	2008.09 to 2010.11
Bolotchuk, Larry	1972.73
Bonni, Ryan	1999.00
Booth, David	2011.12 to 2013.14
Bordeleau, Paulin	1973.74 to 1975.76
Bouck, Tyler	2003.04 to 2006.07
Boudrias, Andre	1970.71 to 1975.76
Bourdon, Luc	2006.07 to 2007.08
Boyd, Randy	1987.88 to 1988.89
Bozek, Steve	1988.89 to 1990.91
Bradley, Brian	1987.88 to 1990.91
Brasar, Per-Olov	1979.80 to 1981.82
Brashear, Donald	1996.97 to 2001.02
Bridgman, Mel	1988.89
Brochu, Martin	2001.02
Brodeur, Richard	1980.81 to 1987.88
Bromley, Gary	1978.79 to 1980.81
Brookbank, Wade	2003.04 to 2005.06
Brown, Cam	1990.91
Brown, Jeff	1993.94 to 1995.96

Brown, Mike	2000.01 to 2001.02
Brown, Mike	2007.08 to 2008.09
Brown, Sean	2005.06
Bruce, David	1985.86 to 1988.89
Bubla, Jiri	1981.82 to 1985.86
Bulis, Jan	2006.07
Bullock, Bruce	1972.73 to 1976.77
Bure, Pavel	1991.92 to 1997.98
Burke, Sean	1997.98
<b>Burrows, Alex</b>	<b>2005.06 to</b>
Buskas, Rod	1989.90
Butcher, Garth	1981.82 to 1990.91
Butenschon, Sven	2005.06
Butler, Jerry	1979.80 to 1981.82

## C

Callander, Drew	1978.79 to 1979.80
Campbell, Colin	1980.81 to 1981.82
<b>Cannata, Joe</b>	<b>2012.13 to</b>
Caprice, Frank	1982.83 to 1987.88
Capuano, Dave	1989.90 to 1990.91
Capuano, Jack	1990.91
Carney, Keith	2005.06
Caron, Jacques	1973.74
Carriere, Larry	1976.77 to 1977.78
Carson, Jimmy	1993.94
Carter, Anson	2005.06
Cassels, Andrew	1999.00 to 2001.02
Charbonneau, Jose	1988.89
	1993.94 to 1994.95
	2006.07
Chouinard, Marc	1980.81
Christie, Mike	1999.00 to 2003.04
Chubarov, Artem	1997.98
Ciccone, Enrico	2000.01 to 2005.06
Cloutier, Dan	1985.86 to 1986.87
Cochrane, Glen	1971.72
Connelly, Wayne	1997.98 to 1998.99
Convery, Brandon	1970.71
Cook, Bob	1998.99 to 2007.08
Cooke, Matt	2012.13 to
<b>Corrado, Frank</b>	<b>2007.08 to</b>
Corrigan, Mike	1970.71 to 1971.72
Coulombe, Patrick	2006.07 to 2008.09
Courtall, Geoff	1990.91 to 1994.95
Courtall, Russ	1994.95 to 1996.97
Courville, Larry	1995.96 to 1997.98
Cowan, Jeff	2006.07 to 2008.09
Coxe, Craig	1984.85 to 1987.88
	1989.90 to 1990.91
	1992.93 to 1993.94
Craven, Murray	1981.82 to 1986.87
Crawford, Marc	1996.97
Crowder, Troy	1970.71
Cullen, Ray	1994.95 to 1996.97
Cullimore, Jassen	1981.82 to 1983.84
Currie, Tony	

## D

Daigneault, J.J.	1984.85 to 1985.86
Dailey, Bob	1973.74 to 1976.77
Dalpe, Zac	2013.14
Davison, Rob	2008.09
Delorme, Ron	1981.82 to 1984.85
DeMarco, Ab	1974.75 to 1975.76
Demitra, Pavol	2008.09 to 2009.10
Derlago, Bill	1978.79 to 1979.80
Desbiens, Guillaume	2009.10 to 2010.11
Diaz, Raphael	2013.14
Diduck, Gerald	1990.91 to 1994.95
Dirk, Robert	1990.91 to 1993.94
Doak, Gary	1970.71 to 1971.72

Dowd, Jim	1995.96
Druken, Harold	1999.00 to 2002.03
Duco, Mike	2011.12
Dunbar, Dale	1985.86
Dunn, Dave	1973.74 to 1974.75
Dyck, Ed	1971.72 to 1973.74

## E

Ebbett, Andrew	2011.12 to 2012.13
<b>Edler, Alex</b>	<b>2006.07 to</b>
Ehrhoff, Christian	2009.10 to 2010.11
Eisenhut, Neil	1993.94
Eldebrink, Anders	1981.82 to 1982.83
Ellacott, Ken	1982.83
<b>Eriksson, Joacim</b>	<b>2013.14 to</b>
Eriksson, Roland	1978.79
Essensa, Bob	2000.01

## F

Fedorov, Fedor	2002.03 to 2003.04
Fergus, Tom	1991.92 to 1992.93
Ferriero, Benn	2013.14
FitzGerald, Zack	2007.08 to 2008.09
Fitzpatrick, Rory	2006.07
Flockhart, Rob	1976.77 to 1978.79
Folco, Peter	1973.74
Fortier, Dave	1976.77
Fountain, Mike	1996.97
Fraser, Curt	1978.79 to 1982.83

## G

Gagner, Dave	1998.99
Gamble, Troy	1986.87, 1988.89
	1990.91 to 1991.92
Gardner, George	1970.71 to 1971.72
Garrett, John	1982.83 to 1984.85
Garrison, Jason	2012.13 to 2013.14
Gassoff, Brad	1975.76 to 1978.79
Gelinas, Martin	1993.94 to 1997.98
Gibson, Don	1990.91
Gillis, Jere	1977.78 to 1980.81
	1983.84 to 1984.85
	2009.10 to 2010.11
Glass, Tanner	1973.74
Gloor, Dan	1993.94
Glynn, Brian	1976.77 to 1979.80
Goodenough, Larry	2012.13
Gordon, Andrew	1998.99
Gordon, Robb	1998.99
Goren, Lee	2005.06 to 2006.07
Gould, John	1973.74 to 1976.77
Gould, Larry	1973.74
Grabner, Michael	2009.10
Gradin, Thomas	1978.79 to 1985.86
Gragnani, Marc-Andre	2011.12
Graves, Hilliard	1976.77 to 1978.79
Green, Josh	2005.06 to 2006.07
Gregg, Randy	1991.92
Grenier, Martin	2003.04
Grisdale, John	1974.75 to 1978.79
Guevremont, Jocelyn	1971.72 to 1974.75
Guy, Kevan	1988.89 to 1990.91

## H

Hall, Murray	1970.71 to 1971.72
Hall, Taylor	1983.84 to 1986.87
Halward, Doug	1980.81 to 1986.87
<b>Hamhuis, Dan</b>	<b>2010.11 to</b>
Hammond, Ken	1991.92
Hanlon, Glen	1977.78 to 1981.82

**Hansen, Jannik**

Hargreaves, Jim	2006.07 to 1970.71, 1972.73
Hatoum, Ed	1970.71
Hawgood, Greg	1999.00 to 2000.01
Hawkins, Todd	1988.89 to 1989.90
Hazlett, Steve	1979.80
Hedberg, Johan	2003.04
Hedican, Bret	1993.94 to 1998.99
Heinz, Rick	1981.82
Helmer, Bryan	2000.01 to 2002.03
Hendrickson, Darby	1998.99 to 1999.00
<b>Higgins, Chris</b>	<b>2010.11 to</b>
Hirsch, Corey	1995.96 to 1998.99
Hlavac, Jan	2001.02 to 2002.03
Hlinka, Ivan	1981.82 to 1982.83
Hodge, Charlie	1970.71
Hodgson, Cody	2010.11 to 2011.12
Hodgson, Dan	1986.87 to 1988.89
Holden, Josh	1998.99 to 2001.02
Holloway, Bruce	1984.85
Holt, Randy	1978.79
Hornenake, Ron	1972.73
Hordichuk, Darcy	2008.09 to 2009.10
Huber, Willie	1987.88
Hubick, Greg	1979.80
Hughes, John	1979.80
Hunter, Tim	1992.93 to 1995.96
Hurlburt, Bob	1974.75
Huscroft, Jamie	1997.98 to 1998.99

**I**

Irbe, Arturs	1997.98
Irbister, Brad	2007.08

**J**

Jackson, Dane	1993.94 to 1994.95
Jaffray, Jason	2007.08 to 2008.09
<b>Jensen, Nicklas</b>	<b>2012.13 to</b>
Johnson, Danny	1970.71 to 1971.72
Johnson, Ryan	2008.09 to 2009.10
Jokela, Mikko	2002.03
Joseph, Chris	1996.97, 1999.00
Joslin, Derek	2012.13
Jovanovski, Ed	1998.99 to 2005.06

**K**

Kannegiesser, Sheldon	1977.78
Kariya, Steve	1999.00 to 2001.02
<b>Kassian, Zack</b>	<b>2011.12 to</b>
Kavanagh, Pat	2000.01 to 2003.04
Keane, Mike	2003.04
Kearns, Dennis	1971.72 to 1980.81
Kesa, Dan	1993.94
Kesler, Ryan	2003.04 to 2013.14
Kidd, Ian	1987.88 to 1988.89
King, Jason	2002.03 to 2003.04
Kirtson, Mark	1982.83 to 1984.85
Klutt, Trent	1998.99 to 2002.03
Kocur, Joey	1995.96
Komarniski, Zenith	1999.00 to 2002.03
Korab, Jerry	1973.74
Kozak, Don	1978.79
Krajicek, Lukas	2006.07 to 2008.09
Krog, Jason	1990.91 to 1992.93
Kron, Robert	1989.90
Krutov, Vladimir	1995.96 to 1996.97
Kucera, Frantisek	1982.83, 1986.87
Kulak, Stu	1970.71 to 1973.74
Kurtenbach, Orland	

Kurtz, Justin	2001.02
Kurvers, Tom	1990.91

**L**

LaBarbera, Jason	2008.09
Lachance, Scott	2000.01 to 2001.02
<b>Lack, Eddie</b>	<b>2013.14 to</b>
Lafayette, Nathan	1993.94 to 1994.95
<b>Lain, Kellan</b>	<b>2013.14 to</b>
Lalonde, Bobby	1971.72 to 1976.77
Lampman, Mike	1973.74
Langdon, Darren	2002.03
Lanthier, Jean-Marc	1983.84 to 1985.86
	1987.88
Lanz, Rick	1980.81 to 1986.87
Lapierre, Maxim	2010.11 to 2012.13
Larionov, Igor	1989.90 to 1991.92
Lawless, Paul	1987.88
LeBlanc, John	1986.87 to 1987.88
Ledyard, Grant	1997.98
Leeb, Brad	1999.00, 2001.02
Leeman, Gary	1994.95
Legace, Manny	1999.00
Lemay, Moe	1981.82 to 1986.87
Lemieux, Richard	1971.72 to 1973.74
Lenardon, Tim	1989.90
Letowski, Trevor	2001.02 to 2002.03
Lever, Don	1972.73 to 1979.80
Levie, Craig	1986.87
Lidster, Doug	1983.84 to 1992.93
Linden, Trevor	1988.89 to 1997.98
	2001.02 to 2007.08
Lindgren, Lars	1978.79 to 1983.84
Lindgren, Mats	2002.03
Lockett, Ken	1974.75 to 1975.76
Logan, Dave	1979.80 to 1980.81
Loney, Brian	1995.96
Lowry, Dave	1985.86 to 1987.88
Lukowich, Brad	2009.10
Lumme, Jyrki	1989.90 to 1997.98
Lunde, Len	1970.71
Luongo, Roberto	2006.07 to 2013.14
Lupul, Gary	1979.80 to 1985.86

**M**

MacAdam, Al	1984.85
MacDonald, Blair	1980.81 to 1982.83
MacDonald, Brett	1987.88
MacIntyre, Drew	2007.08
Mair, Jim	1972.73 to 1974.75
Maki, Wayne	1970.71 to 1972.73
Malhotra, Manny	2010.11 to 2012.13
Malik, Marek	2002.03 to 2003.04
Malkoc, Dean	1995.96
Mancari, Mark	2011.12
Manery, Kris	1979.80
Maniogo, Cesare	1976.77 to 1977.78
<b>Markstrom, Jacob</b>	<b>2013.14 to</b>
Manno, Bob	1976.77 to 1980.81
Marois, Mario	1980.81
Martin, Grant	1983.84 to 1984.85
Martin, Pit	1977.78 to 1978.79
Mason, Bob	1990.91
<b>Matthias, Shawn</b>	<b>2013.14 to</b>
Maxwell, Brad	1986.87
May, Brad	1997.98 to 1999.00
	2002.03 to 2003.04
Mazur, Jay	1988.89 to 1991.92
McAllister, Chris	1997.98 to 1998.99

McBain, Andrew	1989.90 to 1991.92
McCabe, Bryan	1997.98 to 1998.99
McCarthy, Kevin	1978.79 to 1983.84
McCarthy, Steve	2005.06
McCord, Dennis	1973.74
McDonnell, Joe	1981.82
McIlhargey, Jack	1976.77 to 1979.80
McIntyre, John	1998.94 to 1994.95
McIver, Nathan	2006.07 to 2007.08
McKichan, Steve	1990.91
McLean, Kirk	1987.88 to 1997.98
McLelland, Dave	1972.73
McNab, Peter	1983.84 to 1984.85
McSheffrey, Bryan	1972.73 to 1973.74
McVicar, Gerry	2005.06
Meehan, Rob	1974.75
Melnyk, Larry	1987.88 to 1989.90
Messier, Mark	1997.98 to 1999.00
Michaud, Alfie	1999.00
Miller, Aaron	2007.08
Minor, Gerry	1979.80 to 1983.84
Mitchell, Willie	2006.07 to 2009.10
Mogilny, Alexander	1995.96 to 1999.00
Mojzis, Tomas	2005.06
Molin, Lars	1981.82 to 1983.84
Monnesso, Sergio	1990.91 to 1994.95
Monahan, Garry	1974.75 to 1977.78
Moran, Brad	2006.07
Morin, Stephane	1992.93 to 1993.94
Morrison, Brendan	1999.00 to 2007.08
Morrison, Dave	1984.85
Moss, Tyler	2002.03
Muckalt, Bill	1998.99 to 1999.00
Murphy, Rob	1987.88 to 1991.92
Murray, Bob	1974.75 to 1976.77
Murzyn, Dana	1990.91 to 1998.99

**N**

Namestnikov, John	1993.94 to 1996.97
Naslund, Markus	1995.96 to 2007.08
Nedved, Petr	1990.91 to 1992.93
Neely, Cam	1983.84 to 1985.86
Nemchinov, Sergei	1996.97
Neill, Jim	1981.82 to 1983.84
Noonan, Brian	1996.97 to 1997.98
Nordmark, Robert	1988.89 to 1990.91
Noronen, Mika	2005.06
Nycholat, Lawrence	2008.09, 2009.10

**O**

Oberg, Evan	2009.10 to 2010.11
Oddieifson, Chris	1973.74 to 1980.81
Odjick, Gino	1990.91 to 1997.98
O'Brien, Shane	2008.09 to 2009.10
O'Flaherty, Gerry	1972.73 to 1977.78
Ohlund, Mattias	1997.98 to 2008.09
Oksiuta, Roman	1994.95 to 1995.96
O'Neil, Paul	1973.74
Oreskovich, Victor	2010.11 to 2011.12
O'Sullivan, Chris	1999.00
Ouellet, Maxime	2005.06
Ouellet, Michel	2008.09

**P**

Pahlsson, Samuel	2011.12
Paiement, Rosaire	1970.71 to 1971.72
Parent, Ryan	2010.11 to 2011.12
Park, Richard	2005.06
Peca, Mike	1993.94 to 1994.95



# ALL-TIME ROSTER

Pederson, Barry	1986.87 to 1989.90
Pederson, Denis	1999.00 to 2001.02
Pelletier, Pascal	2013.14
Perrault, Joel	2010.11
Peterson, Brent	1985.86 to 1986.87
Petit, Michel	1982.83 to 1987.88
Pettinger, Matt	2007.08, 2009.10
Pinizzotto, Steve	2012.13
Plavsic, Adrien	1989.90 to 1994.95
Popiel, Poul	1970.71 to 1971.72
Potvin, Felix	1999.00 to 2000.01
Pratt, Tracy	1973.74 to 1975.76
Primeau, Kevin	1980.81
Pronger, Sean	2003.04
Pyatt, Taylor	2006.07 to 2008.09

## Q

Quinn, Dan	1989.90 to 1990.91
Quinn, Pat	1970.71 to 1971.72

## R

Ratushny, Dan	1992.93
Raycroft, Andrew	2009.10
Raymond, Mason	2007.08 to 2012.13
Reaume, Marc	1970.71
Reid, Brandon	2002.03 to 2006.07
Reinhart, Paul	1988.89 to 1989.90
<b>Richardson, Brad</b>	<b>2013.14 to</b>
Richardson, Glen	1975.76
Richter, Dave	1986.87 to 1987.88
Ridley, Curt	1975.76 to 1977.78
	1979.80
Ridley, Mike	1995.96 to 1996.97
Ritchie, Byron	2007.08
Rizzuto, Garth	1970.71
Roberts, David	1996.97 to 1997.98
Robertsson, Bert	1997.98 to 1998.99
Robitaille, Mike	1974.75 to 1976.77
Rochefort, Leon	1974.75 to 1975.76
Rohlicek, Jeff	1987.88 to 1988.89
Rohlin, Leif	1995.96 to 1996.97
Rome, Aaron	2009.10 to 2011.12
Ronning, Cliff	1990.91 to 1995.96
Rota, Darcy	1979.80 to 1983.84
Roy, Derek	2012.13
Rucinsky, Martin	2003.04
Ruutu, Christian	1994.95
Ruutu, Jarkko	1999.00 to 2005.06
Ryan, Prestin	2005.06 to 2006.07
Rypien, Rick	2005.06 to 2010.11

## S

Sabourin, Dany	2006.07
Salo, Sami	2002.03 to 2011.12
Samuelsson, Mikael	2009.10 to 2011.12
Sanderson, Derek	1976.77
Sanderson, Geoff	1997.98, 2003.04
Sandlak, Jim	1985.86 to 1992.93
	1995.96
Sanford, Curtis	2007.08 to 2008.09
Santala, Tommi	2006.07
Santorelli, Mike	2013.14
Saunders, David	1987.88
Sauve, Yann	2010.11 to 2013.14
Scatchard, Dave	1997.98 to 1999.00
Schaefer, Peter	1998.99 to 2001.02, 2010.11
Schella, John	1970.71 to 1971.72
Schliebener, Andy	1981.82,
	1983.84 to 1984.85

Schmautz, Bobby	1970.71 to 1973.74
	1980.81
Schneider, Cory	2008.09 to 2012.13
Schneider, Mathieu	2009.10
Schroeder, Jordan	2012.13 to 2013.14
Schultz, Jesse	2006.07
Schwab, Corey	1999.00
<b>Sedin, Daniel</b>	<b>2000.01 to</b>
<b>Sedin, Henrik</b>	<b>2000.01 to</b>
Sedlbauer, Ron	1974.75 to 1979.80
Seguin, Danny	1970.71, 1973.74
Semak, Alexander	1996.97
Semenov, Anatoli	1992.93
<b>Sestito, Tom</b>	<b>2012.13 to</b>
Shannon, Ryan	2007.08
Sharifjanov, Vadim	1999.00
Shirokov, Sergei	2009.10 to 2010.11
Sillinger, Mike	1995.96 to 1997.98
Skriko, Petri	1984.85 to 1990.91
Skudra, Peter	2001.02 to 2002.03
Slego, Jiri	1992.93 to 1994.95, 2003.04
Sly, Darryl	1970.71
Smith, Brad	1978.79 to 1979.80
Smith, Doug	1988.89 to 1989.90
Smith, Gary	1973.74 to 1975.76
Smith, Nathan	2003.04 to 2006.07
Smolinski, Bryan	2006.07
Smyl, Stan	1978.79 to 1990.91
Snepst, Harold	1974.75 to 1983.84
	1988.89 to 1989.90
	1997.98 to 1999.00
	1973.74
	1998.99 to 2003.04,
	2006.07
	1971.72
	1976.77
	1996.97 to 1998.99
	1987.88 to 1989.90

<b>Stanton, Ryan</b>	<b>2013.14 to</b>
Stapleton, Mike	2000.01
Stern, Ronnie	1987.88 to 1990.91
Stevens, Mike	1984.85
Stewart, Ralph	1970.71,
	1976.77 to 1977.78
	1971.72
	1994.95 to 1995.96
	1973.74

Stewart, Ron	1997.98 to 2001.02
Stojanov, Alek	2011.12
Stone, Steve	2011.12
Strudwick, Jason	2011.12
Sturm, Marco	2011.12
Sulzer, Alexander	2011.12
Summanen, Raimo	1986.87 to 1987.88
Sundin, Mats	2008.09
Sundstrom, Patrik	1982.83 to 1986.87
Sutter, Rich	1986.87 to 1989.90
Sweatt, Bill	2011.12
Sweatt, Lee	2010.11

## T

Tallon, Dale	1970.71 to 1972.73
Tambellini, Jeff	2010.11
Tambellini, Steve	1985.86 to 1987.88
<b>Tanev, Chris</b>	<b>2010.11 to</b>
Tannahill, Don	1972.73 to 1973.74
Tanti, Tony	1982.83 to 1989.90
Taylor, Ted	1970.71 to 1971.72
Tezikov, Alexei	2001.02
Tikkanen, Esa	1995.96 to 1996.97
Torres, Raffi	2010.11
Tremblay, Yannick	2006.07
Tudor, Rob	1978.79 to 1979.80

## V

Vaananen, Ossi	2008.09
Vaia, Lubomir	1997.98, 1999.00
Vaive, Rick	1979.80
Valk, Garry	1990.91 to 1992.93
Vasiljevs, Herbert	2001.02
Ververgaert, Dennis	1973.74 to 1978.79
Vesey, Sid	1977.78
Vilgrain, Claude	1987.88
Volpatti, Aaron	2010.11 to 2012.13

## W

Walker, Scott	1994.95 to 1997.98
Walter, Ryan	1991.92 to 1992.93
Walton, Mike	1975.76 to 1977.78
Ward, Dixon	1992.93 to 1993.94
Ward, Ron	1971.72
Warriner, Todd	2001.02 to 2002.03
Washburn, Steve	1998.99
Weaver, Mike	2007.08
<b>Weber, Yannik</b>	<b>2013.14 to</b>
Weekes, Kevin	1998.99 to 1999.00
Weeks, Steve	1987.88 to 1990.91
Weinrich, Eric	2005.06
Weise, Dale	2011.12
Wellwood, Kyle	2008.09 to 2009.10
Welsh, Jeremy	2013.14
Whitmore, Kay	1992.93 to 1994.95
Wickenheiser, Doug	1987.88
Wilcox, Barry	1972.73, 1974.75
Wiley, Jim	1975.76 to 1976.77
Wilkins, Barry	1970.71 to 1974.75
Williams, Tiger	1979.80 to 1983.84
Wilson, Dunc	1970.71 to 1972.73
	1978.79
Wiste, Jim	1970.71
Woodley, Dan	1987.88
Wotton, Mark	1994.95 to 1997.98
Wright, John	1972.73 to 1973.74

## Y

York, Harry	1998.99 to 1999.00
Young, Howie	1970.71
Young, Wendell	1985.86 to 1986.87

## Z

<b>Zalewski, Michael</b>	<b>2013.14 to</b>
Zetterstrom, Lars	1978.79
Zevel, Peter	1997.98 to 1998.99

1

Murray Bannerman, Bruce Bullock, Sean Burke, Ed Dyck, Ken Elacott, George Gardner, Glen Hanlon, Johan Hedberg, Charlie Hodge, Roberto Luongo, Kirk McLean, Maxime Ouellet, Peter Skudra, Gary Smith, Doug Wilson, Wendell Young.

2

Jim Agnew, Gary Doak, Jocelyn Guevre-mont, Kevan Guy, Doug Halward, **Dan Hamhuis**, Ken Hammond, Willie Huber, Ian Kidd, Frantisek Kucera, Craig Levie, Dave Logan, Bob Manno, John Namest-nikov, Mattias Ohlund, Mike Robitaille, Lars Zetterstrom.

3

**Kevin Bieksa**, Doug Bodger, Larry Bol-onchuk, Garth Butcher, Keith Carney, Bob Dailey, Anders Eldebrink, Bret Hedican, Doug Lidster, Lars Lindgren, Joe McDonnell, Michel Petit, Pat Quinn, Brent Sopol.

4

Keith Ballard, Nolan Baumgartner, Jim Benning, Luc Bourdon, Rob Davison, Ab Demarco, Gerald Diduck, Greg Hawgood, Randy Holt, John Hughes, Frantisek Kucera, Justin Kurtz, Rick Lanz, Grant Ledyard, Bryan McCabe, Aaron Miller, Brent Sopol, Mike Walton, Barry Wilkins, Mark Wotton.

5

Bryan Allen, John Arbour, Garth Butcher, Colin Campbell, Larry Carriere, Christian Ehrhoff, Jason Garrison, Larry Goodenough, Marc-Andre Gagnani, Jim Hargreaves, Shel-don Kannegiesser, Zenith Komarniski, Lukas Krajicek, Bob Manno, Dana Murzyn, Tracy Pratt, John Schella, Darryl Sly, Brad Smith, Ossi Vaananen.

6

Adrian Aucoin, Dennis Kearns, Robert Nor-dmark, Adrien Plavsic, Marc Reaume, Dave Richter, Sami Salo, Andy Schliebener, Alexei Tezikov, **Yannick Weber**, Howie Young.

7

David Booth, Andre Boudrias, Tony Currie, Dave Fortier, Bob Gordon, Jamie Huscroft, Gary Lupul, Pitt Martin, Gerry Minor, Bren-dan Morrison, Barry Pederson, Don Quinn, David Roberts, Cliff Ronning, Sid Veysey.

8

Greg G. Adams, Jozef Balej, Rick Blight, Donald Brashear, Wayne Connelly, Taylor Hall, Danny Johnson, Moe Lemay, Marek Malik, Peter McNab, Gerry Meehan, Willie Mitchell, Jim Nil, Bobby Schmautz, Alex Stojanov, **Chris Tanev**, Eric Weinrich.

9

Ivan Boldirev, Russ Courtnall, Harold Druken, Ed Hatoum, Cody Hodgson, **Jack Kassian**, Mike Keane, Gary Leeman, Don Lever, Brad May, Andrew McBain, Taylor

Pyatt, Bobby Schmautz, Mike Stapleton, Dale Tallon, Tony Tanti, Lubomir Vaic, Ryan Walter, Jim Wiste.

10

Rick Blight, Brian Bradley, Pavel Bure, Drew Callander, Geoff Courtnall, Ray Cullen, Tony Currie, Bill Derlago, Anders Eldebrink, Jere Gillis, Ryan Johnson, Jean-Marc Lanthier, Moe Lemay, Trevor Letowski, Don Lever, Brad May, Dave Morrison, Brent Peterson, Bobby Schmautz, Fred Speck, Ronnie Stern, Jeff Tambellini, Esa Tikkanen, Dennis Ververgaert.

**RETIRED NOV.02.13 (BURE).**

11

Wayne Maki, Mark Messier, Chris Odd-leifson.

12

Mike Corrigan, Rob Flockhart, Dan Gloor, Leon Rochefort, Stan Smyl, Ron Stewart, Barry Wilcox, Jim Wiley.

**RETIRED NOV.03.91 (SMYL).**

13

Mike Brown, Artem Chubarov, Lars Lind-gren, Sergei Nemchinov, Matt Pettinger, Steve Pinizzotto, Mats Sundin, Raffi Torres, Jeremy Welsh.

14

Jesse Belanger, Lonny Bohonos, Steve Bozek, **Alex Burrows**, Bob Cook, Geoff Courtnall, Larry Courville, Peter Folco, Jere Gillis, Darby Hendrickson, Josh Holden, Scott Lachance, Moe Lemay, Blair Mac-Donald, Dennis McCord, Chris Oddleifson, Brandon Reid, Geoff Sanderson, Bobby Schmautz, Danny Seguin, Steve Stone, Raimo Summanen, Tony Tanti, Doug Wick-enheiser, Jim Wiste, John Wright.

15

Brent Ashton, Neil Belland, Drake Bere-howsky, Paulin Bordeleau, Mike Brown, J.J. Daigneault, Jim Dowd, Harold Druken, Tom Fergus, Dave Gagner, Tanner Glass, Hilliard Graves, Pat Kavanagh, John McIntyre, Rosaire Paiement, Adrien Plavsic, Sean Pronger, **Brad Richardson**, Byron Ritchie, Derek Roy, Rick Rypien, Peter Schaefer, Marco Sturm, Rick Sutter, Aaron Volpatti, Todd Warriner.

16

Per.Olov Brasar, Brad Gassoff, Dan Hodgson, Mark Kirtson, Stu Kulak, Trevor Linden, Don Tannahill, Ted Taylor, Barry Wilcox, Jim Wiley.

**RETIRED DEC.17.08 (LINDEN).**

17

Drake Berehowsky, Lonny Bohonos, Jerry Butler, Drew Callander, Jimmy Carson, Jose Charbonneau, Tony Currie, Larry Gould, Todd Hawkins, Jan Hlavac, Ryan Kesler, Jason King, Vladimir Krutov, Paul Lawless, Bill Muckalt, Rob Murphy, Paul O'Neil,

Mike Ridley, Jeff Rohlicek, Ron Sedlbauer, Danny Seguin, Vadim Sharifjanov, Patrik Sundstrom, Dixon Ward, Ron Ward, Doug Wickenheiser, John Wright, Howie Young.

18

Shawn Antoski, Cam Barker, Steve Bernier, Ken Berry, Marc Crawford, Troy Crowder, Fedor Fedorov, Rory Fitzpatrick, Rob Flockhart, Larry Gould, John Grisdale, Ron Homenuke, Steve Kariya, Jason King, Robert Kron, Mike Lampman, Igor Larionov, Jim Mair, Richard Park, Poul Popiel, Bert Robertsson, Darcy Rota, Geoff Sanderson, Peter Schaefer, Brad Smith, **Ryan Stanton**, **Chris Tanev**, Rick Vaive, Mike Weaver.

19

Claire Alexander, Ron Delorme, Dale Dunbar, Roland Eriksson, Steve Hazlett, Greg Hubick, Tim Hunter, Richard Lemieux, Kris Manery, Mario Marois, Markus Naslund, Petr Nedved, Glen Richardson, Derek Sanderson, Jim Sand-lak, Ron Stewart, Dale Tallon, Rob Tudor, Jim Wiley. **RETIRED DEC.11.10 (NASLUND).**

20

Drew Callander, Jose Charbonneau, Jeff Cow-an, Bill Derlago, Guillaume Desbiens, George Gardner, Jim Hargreaves, **Chris Higgins**, John Hughes, Ryan Kesler, Bobby Lalonde, Darren Langdon, Grant Martin, Andrew McBain, Gerry Minor, John Namestnikov, Ryan Par-ent, Denis Pederson, Christian Ruuttu, Dave Satchard, Bobby Schmautz, Jesse Schultz, Alexander Semak, Anatoli Semenov, Ronnie Stern, Steve Tambellini.

21

John Arbour, Magnus Arvedson, Peter Ba-kovic, Dave Balon, Tyler Bouck, Craig Cox, Zac Dalpe, Jere Gillis, John Gould, Doug Hal-ward, Ivan Hlinka, Josh Holden, Dennis Ke-arns, Zenith Komarniski, Jyrki Lumme, Rob Murphy, Cam Neely, Mason Raymond, Doug Smith, Bryan Smolinski, Gene Sobchuk.

22

Greg C. Adams, Gregg Boddy, Jeff Brown, Larry Courville, Craig Cox, Robert Dirk, Jocelyn Guevre-mont, Dan Hodgson, Dave Lowry, Bob Manno, Markus Naslund, Garth Rizzuto, **Daniel Sedin**, Andy Spruce, Tiger Williams, Peter Zazel.

23

Murray Baron, Marc Bergevin, Sean Brown, **Alex Edler**, Neil Eisenhut, Martin Gelinis, Thomas Gradin, Martin Grenier, Murray Hall, Dan Hodgson, Bryan McCabe, Gerry O'Flaherty, Paul Reinhart, Garry Valk, Dan Woodley.

24

Jonas Andersson, Bruce Bullock, Jack Capuano, Matt Cooke, Tony Currie, Raphael Diaz, Dave Dunn, Ed Dyck, Curt Fraser, Don Gibson, Randy Gregg, Darcy Hordichuk, Tom Kurvers, Doug Lidster, Len Lunde, Mark Mancari, Bryan McSheffrey, Larry Melnyk,

# ALL-TIME UNIFORM NUMBERS

Garry Monahan, Michel Petit, Jiri Sleg, Ralph Stewart, Scott Walker.

25

Kris Beech, **Kevin Bieksa**, David Bruce, Andrew Cassels, Andrew Ebbett, Josh Green, Dan Kesa, Orland Kurtenbach, Nathan LaFayette, Doug Lidster, Mats Lindgren, Al MacAdam, Jim Mair, Kevin McCarthy, Stephane Morin, Michel Ouellet, Matt Pettinger, Jim Sandlak, Mike Santorelli, Sergei Shirokov, Steve Staios, Ralph Stewart, Alek Stojanov, Rob Tudor.

26

Bruce Affleck, Jim Agnew, Ken Block, **Frank Corrado**, Brandon Convery, George Gardner, Tim Hunter, Bob Hurlburt, Trent Klatt, Don Kozak, Steve McCarthy, Bryan McSheffrey, Gerry Meehan, Lars Molin, Stephane Morin, Bob Murray, Samuel Pahlsson, Martin Rucinsky, Mikael Samuelsson, Tommi Santala, Ryan Shannon, Mike Sillinger, Petri Skriko, Ralph Stewart, Steve Stone, Tiger Williams.

27

Shawn Antoski, Todd Bertuzzi, Randy Boyd, Mike Brown, Glen Cochrane, Brandon Convery, Craig Cox, Lee Goren, Brad Isbister, Mikko Jokela, Jerry Korab, Jason Krog, John LeBlanc, Manny Malhotra, **Shawn Matthews**, Brad Maxwell, Sergio Momesso, Leif Rohlin, Mathieu Schneider, Harold Snepsts, Mark Wotton, Harry York.

28

Luc Bourdon, Donald Brashear, Mel Bridgman, Wade Brookbank, Rod Buskas, Jerry Butler, Dave Capuano, Mike Christie, Craig Cox, Marc Crawford, Rob Flockhart, Brian Glynn, Larry Goodenough, Taylor Hall, Bryan Helmer, Chris Joseph, Joey Kocur, Jean-Marc Lanthier, John LeBlanc, Brian Noonan, Roman Oksiuta, Dan Ratushny, Yannick Tremblay, Rick Vaive, Steve Washburn.

29

Randy Boyd, Jiri Bubla, Glen Cochrane, Patrick Coulombe, Jason Jaffray, Kris Manery, Jack McIlhargey, Gino Odjick, Felix Potvin, Kevin Primeau, Aaron Rome, Peter Schaefer, **Tom Sestito**, Nathan Smith, Daryl Stanley, Herbert Vasiljevs.

30

Martin Brochu, Gary Bromley, Bruce Bullock, Frank Caprice, Jacques Caron, Ed Dyck, **Joachim Eriksson**, Mike Fountain, George Gardner, Jason LaBarbera, Ken Lockett, Cesare Maniago, Steve McKichan, Dave McLelland, Tyler Moss, Andrew Raycroft, Garth Snow, Dunc Wilson.

31

Shawn Antoski, Bruce Bullock, **Joe Canata**, Troy Gamble, John Garrett, Rick Heinz, Corey Hirsch, **Eddie Lack**,

Manny Legace, Drew MacIntyre, Bob Mason, Mika Noronen, Lubomir Vaic, Steve Weeks, Dunc Wilson.

32

Jim Agnew, Peter Bakovic, Robin Bartel, Neil Belland, Tyler Bouck, Marc Chouinard, Craig Cox, Murray Craven, Bruce Holloway, Arturs Irbe, Chris Joseph, Ian Kidd, Dean Malkoc, Brad May, Lawrence Nycholat, Joel Perrault, Corey Schwab, Dale Weise.

33

Marc Crawford, Tim Lenardon, Jay Mazur, Alfie Michaud, Mike Peca, Jim Sandlak, David Saunders, **Henrik Sedin**, Mike Stevens, Steve Weeks.

34

Neil Belland, Byron Bitz, Jassen Cullimore, Guillaume Desbiens, Neil Eisenhut, Ian Kidd, Brad Lukowich, Brett MacDonald, Rob McVicar, Jeff Rohlicek, Jason Strudwick, Claude Vilgrain.

35

Alex Auld, Richard Brodeur, Bruce Bullock, Ed Dyck, Bob Essensa, Troy Gamble, **Jacob Markstrom**, Curt Ridley, Dany Sabourin, Cory Schneider, Kevin Weekes, Kay Whitmore.

36

Jim Agnew, Ryan Bonni, Josh Green, **Jannik Hansen**, Dane Jackson, Brian Loney, Chris McAllister.

37

Brandon Reid, Jarkko Ruutu, Rick Rypien.

38

Jan Bulis, Pavol Demitra, Todd Hawkins, Derek Joslin, Brad Leeb, Victor Oreskovich.

39

Enrico Ciccone, Dan Cloutier, Cody Hodgson, Brad Moran, Evan Oberg, Chris O'Sullivan.

40

Michael Grabner, Maxim Lapierre, **Michael Zalewski**.

41

Andrew Alberts, Robin Bawa, Prestin Ryan, Curtis Sanford.

42

Josef Beranek, Ben Ferriero, Bill Sweatt, Kyle Wellwood.

43

Don Gibson, Pat Kavanagh.

44

Dave Babych, Nolan Baumgartner, Todd Bertuzzi, Andrew Gordon, Rob Murphy, Pascal Pelletier.

45

Mike Brown, Jordan Schroeder.

46

**Nicklas Jensen**, Nathan McIver, Tomas Mojzis.

47

Yann Sauve.

48

Cam Brown, Bert Robertsson.

49

**Darren Archibald**, Alex Bolduc, Zack FitzGerald.

52

Sven Butenschon, Alexander Sulzer.

54

**Kellán Lain**, Aaron Volpatti.

55

Ed Jovanovski, Shane O'Brien.

57

Lee Sweatt.

58

Robert Kron.

62

Mario Bliznak.

64

Evan Oberg.

66

Gino Odjick.

71

Jiri Sleg.

72

Peter Schaefer.

77

Anson Carter.

79

Mike Duco.

81

Fedor Fedorov.

89

Alexander Mogilny.

96

Pavel Bure.

# ALL-TIME DRAFT SELECTIONS

## 2014

1	6	Jake Virtanen	LW	Calgary
1	24	Jared McCann	C	Sault Ste. Marie
2	36	Thatcher Demko	G	Boston College
3	66	Nikita Tryamkin	D	Yekaterinburg
5	126	Gustav Forsling	D	Linköping
6	156	Kyle Pettit	C	Erie
7	186	Mackenzie Stewart	D	Prince Albert

## 2013

1	9	Bo Horvat	C	London
1	24	Hunter Shinkaruk	F	Medicine Hat
3	85	Cole Cassels	C	Oshawa
4	115	Jordan Subban	D	Belleville
5	145	Anton Cederholm	D	Rogle Jr.
6	175	Mike Williamson	D	Spruce Grove
7	205	Miles Liberati	D	London

## 2012

1	26	Brendan Gaunce	C	Belleville
2	57	Alexandre Mallet	C	Rimouski
5	147	Ben Hutton	D	Kemptville/Nepean
6	177	Wesley Myron	F	Victoria
7	207	Matthew Beattie	LW	Phillips Exeter Academy

## 2011

1	29	Nicklas Jensen	F	Oshawa
3	71	David Honzik	G	Victoriaville
3	90	Alexandre Grenier	RW	Quebec
4	101	Joseph LaBate	C	Holy Angels
4	120	Ludwig Blomstrand	D	Djurgården Jr.
5	150	Frank Corrado	D	Sudbury
6	180	Pathrik Westerholm	C	Malmö
7	210	Henrik Tommernes	D	Frolunda

## 2010

4	115	Patrick McNally	D	Milton Academy
5	145	Adam Polasek	D	P.E.I.
6	172	Alex Friesen	C	Niagara
6	175	Jonathan Ilahti	G	SM-liiga
7	205	Sawyer Hannay	D	Halifax

## 2009

1	22	Jordan Schroeder	C	Minnesota
2	53	Anton Rodin	RW	U-20 Sweden
3	83	Kevin Connauton	D	Western Michigan
4	113	Jeremy Price	D	Nepean
5	143	Peter Andersson	D	Frolunda Jr.
6	173	Joe Cannata	G	Merrimack College
7	187	Steven Anthony	LW	Saint John

## 2008

1	10	Cody Hodgson	C	Brampton
2	41	Yann Sauve	D	Saint John
5	131	Prab Rai	RW	Seattle
6	161	Mats Frøshaug	LW	Linköping/Nyköping
7	191	Morgan Clark	G	Red Deer

## 2007

1	25	Patrick White	C	Tri-City
2	33	Taylor Ellington	D	Everett
5	145	Charles-Antoine Messier	C	Baie-Comeau
5	146	Ilja Kablukov	C	CSKA Moscow
6	176	Taylor Matson	F	Des Moines
7	206	Dan Gendur	RW	Everett

## 2006

1	14	Michael Grabner	RW	Spokane
3	82	Daniel Rahimi	D	Bjorkloven
6	163	Sergei Shirokov	RW	CSKA Moscow
6	167	Juraj Simek	W	Kloten Jr.
7	197	Evan Fuller	C	Prince George

## 2005

1	10	Luc Bourdon	D	Val d'Or
2	51	Mason Raymond	LW	Camrose
4	114	Alexandre Vincent	G	Chicoutimi
5	138	Matt Butcher	C	Chilliwack
6	185	Kris Fredheim	D	Notre Dame
7	205	Mario Bliznak	C	Dubnica Jr.

## 2004

1	26	Cory Schneider	G	Phillips-Andover Academy
3	91	Alex Edler	D	Jamtland
4	125	Brandon Sarauer	LW	Langley
5	159	Mike Brown	RW	Michigan
6	189	Julien Ellis	G	Shawinigan
8	254	David Schulz	D	Swift Current
9	287	Jannik Hansen	RW	Rodovre

## 2003

1	23	Ryan Kesler	C	Ohio St.
2	60	Marc-Andre Bernier	RW	Halifax
4	111	Brandon Nolan	C	Oshawa
4	128	Ty Morris	LW	St. Albert
5	160	Nicklas Danielsson	RW	Brynäs
6	190	Chad Brownlee	D	Vernon
7	222	F.P. Guenette	C	Halifax
8	252	Sergei Topol	LW	Omsk
8	254	Nathan McIver	D	St. Michael's
9	285	Matthew Hansen	D	Seattle

## 2002

2	49	Kiril Koltsov	D	Omsk
2	55	Denis Grot	D	Elektrostal
3	68	Brett Skinner	D	Des Moines
3	83	Lukas Mensator	G	Karlovy Vary
4	114	John Laliberte	RW	New Hampshire
5	151	Rob McVicar	G	Brandon
7	214	Marc-Andre Roy	RW	Baie-Comeau
7	223	Ilya Krikunov	LW	Elektrostal
8	247	Matt Violin	G	Lake Superior St.
9	277	Thomas Nussli	RW	Zug
9	278	Matt Gens	D	St. Cloud St.

## 2001

1	16	R.J. Umberger	C	Ohio St.
3	66	Fedor Fedorov	C	Sudbury
4	114	Eygeny Gladskikh	RW	SK Magnitogorsk
5	151	Kevin Bieksa	D	Bowling Green
7	212	Jason King	RW	Halifax
8	245	Konstantin Mikhailov	C	HK Nizhnekamsk

## 2000

1	23	Nathan Smith	C	Swift Current
3	71	Thatcher Bell	C	Rimouski
3	93	Tim Branham	D	Barrie
5	144	Pavel Duma	C	Neftekhimik
7	208	Brandon Reid	C	Halifax
8	241	Nathan Barrett	C	Lethbridge
9	272	Tim Smith	C	Spokane

## 1999

1	2	Daniel Sedin	LW	Modo
1	3	Henrik Sedin	C	Modo
3	69	Rene Vydereny	D	Bratislava
5	129	Ryan Thorpe	LW	Spokane
6	172	Josh Reed	D	Vernon
7	189	Kevin Swanson	G	Kelowna
8	218	Markus Kankaanpera	D	Jyp HT Jyväskylä
9	271	Darrell Hay	D	Tri-City

# ALL-TIME DRAFT SELECTIONS

## 1998

1	4	Bryan Allen	D	Oshawa
2	31	Artem Chubarov	C	Dynamo
3	68	Jarkko Ruutu	LW	HIFK Helsinki
3	81	Justin Morrison	RW	Colorado College
4	90	Regan Darby	D	Tri-City
5	136	David Jonsson	D	Leksand
5	140	Rick Bertran	D	Kitchener
6	149	Paul Cabana	RW	Fort McMurray
7	177	Vince Malts	RW	Hull
8	204	Graig Mischler	C	Northeastern
8	219	Curtis Valentine	LW	Bowling Green
9	232	Jason Metcalfe	D	London

## 1997

1	10	Brad Ference	D	Spokane
2	34	Ryan Bonni	D	Saskatoon
2	36	Harold Druken	D	Detroit
3	64	Kyle Freadrich	LW	Prince George
4	90	Chris Stanley	C	Belleville
5	114	David Darguzas	C	Edmonton
5	117	Matt Cockell	G	Saskatoon
6	144	Matt Cooke	LW	Windsor
6	148	Larry Shapley	D	Welland
7	171	Rod Leroux	D	Seattle
8	201	Denis Martynyuk	LW	Moscow
9	227	Peter Brady	G	Powell River

## 1996

1	12	Josh Holden	C	Regina
3	75	Zenith Komarniski	D	Tri-City
4	93	Jonas Soling	LW	Huddinge
5	121	Tyler Prosofsky	C	Kelowna
6	147	Nolan McDonald	G	U. of Vermont
7	175	Clint Cabana	D	Medicine Hat
8	201	Jeff Scissons	C	Vernon
9	227	Lubomir Vaic	C	HC Kosice

## 1995

2	40	Chris McAllister	D	Saskatoon
3	61	Larry Courville	LW	Oshawa
3	66	Peter Schaefer	LW	Brandon
4	92	Lloyd Shaw	D	Seattle
5	120	Todd Norman	LW	Guelph
6	144	Brent Sopol	D	Swift Current
7	170	Stewart Bodtke	C	Colorado College
8	196	Tyler Willis	RW	Swift Current
9	222	Jason Cugnet	G	Kelowna

## 1994

1	13	Mattias Ohlund	D	Pitea
2	39	Robb Gordon	C	Powell River
2	42	Dave Scatchard	C	Portland
3	65	Chad Allan	D	Saskatoon
4	92	Mike Dubinsky	RW	Brandon
5	117	Yanick Dube	RW	Laval
7	169	Yuri Kuznetsov	C	Omsk
8	195	Rob Trumbley	RW	Moose Jaw
9	221	Bill Muckalt	RW	Kelowna Jr. A
10	247	Tyson Nash	LW	Kamloops
11	273	Robert Longpre	C	Medicine Hat

## 1993

1	20	Mike Wilson	D	Sudbury
2	46	Rick Girard	C	Swift Current
4	98	Dieter Kochan	G	Kelowna
5	124	Scott Walker	D	Owen Sound
6	150	Troy Creurer	D	Notre Dame
7	176	Evgeny Babariko	C	Nizhni Novg.
8	202	Sean Tallaire	RW	Lake Superior St.
10	254	Bert Robertsson	D	Sodertalje
11	280	Sergei Tkachenko	G	Hamilton

## 1992

1	21	Libor Polasek	C	TJ Vitkovice
2	40	Mike Peca	C	Ottawa
2	45	Michael Fountain	G	Oshawa
3	69	Jeff Connolly	C	St. Sebastian's HS
4	93	Brent Tully	D	Peterborough
5	110	Brian Loney	RW	Ohio St. U.
5	117	Adrian Aucoin	D	Boston U.
6	141	Jason Clark	C/LW	St. Thomas Jr. B
7	165	Scott Hollis	RW	Oshawa
9	213	Sonny Mignacca	G	Medicine Hat
10	237	Mark Wotton	D	Saskatoon
11	261	Aaron Boh	D	Spokane

## 1991

1	7	Alek Stojanov	RW	Hamilton Dukes
2	29	Jassen Cullimore	D	Peterborough
3	51	Sean Pronger	C	Bowling Green
5	95	Dan Kesa	RW	Prince Albert
6	117	Evgeny Namestnikov	D	Novgorod
7	139	Brent Thurston	LW	Spokane
8	161	Eric Johnson	RW	Armstrong HS
9	183	David Neilson	LW	Prince Albert
10	205	Brad Barton	D	Kitchener
11	227	Jason Fitzsimmons	G	Moose Jaw
12	249	Xavier Majic	C	R.P.I.

## 1990

1	2	Petr Nedved	C	Seattle
1	18	Shawn Antoski	LW	North Bay
2	23	Jiri Slegr	D	Litvinov
4	65	Darin Bader	LW	Saskatoon
5	86	Gino Odjick	LW	Laval
7	128	Daryl Filipek	D	Ferris State
8	149	Paul O'Hagan	D	Oshawa
9	170	Mark Cipriano	RW	Victoria
10	191	Troy Neumeier	D	Prince Albert
11	212	Tyler Ertel	C	North Bay
12	233	Karri Kivi	D	Ilves

## 1989

1	8	Jason Herter	D	North Dakota
2	29	Rob Woodward	LW	Deerfield HS
4	71	Brett Hauer	D	Richfield HS
6	113	Pavel Bure	LW	CSKA
7	134	Jim Revenberg	RW	Windsor
8	155	Rob Sangster	LW	Kitchener
9	176	Sandy Moger	RW	Lake Superior St.
10	197	Gus Morschauser	G	Kitchener
11	218	Hayden O'Rear	D	Alaska
12	239	Darcy Cahill	C	Cornwall
12	248	Jan Bergman	D	Sodertalje

## 1988

1	2	Trevor Linden	RW	Medicine Hat
2	33	Leif Rohlin	D	VIK
3	44	Dane Jackson	RW	Vernon
6	107	Corrie D'Alessio	G	Cornell
6	122	Phil von Stefenelli	D	Boston
7	128	Dixon Ward	RW	Red Deer
8	149	Greg Geldart	C	St. Albert
9	170	Roger Akerstrom	D	Lulea
10	191	Paul Constantin	C	Burlington
11	212	Chris Wolanin	D	Illinois-Chicago
12	233	Stefan Nilsson	RW	Troja

# ALL-TIME DRAFT SELECTIONS

## 1987

2	24	Rob Murphy	C	Laval
3	45	Steve Veilleux	D	Trois-Rivieres
4	66	Doug Torrel	C	Hibbing HS
5	87	Sean Fabian	D	Hill Murray HS
6	108	Garry Valk	RW	Sherwood Pk. HS
7	129	Todd Fanning	G	Ohio St.
8	150	Viktor Tyumenev	C	Spartak
9	171	Craig Daly	D	New Hampton
10	192	John Fletcher	G	Clarkson College
11	213	Roger Hansson	F	Rogle
12	233	Neil Eisenhut	C	Langley Jr. A
12	234	Matt Evo	LW	Country Day HSW

## 1986

1	7	Dan Woodley	C	Portland
3	49	Don Gibson	D	Winkler
4	70	Ronnie Stern	RW	Longueuil
5	91	Eric Murano	C	Calgary
6	112	Steve Herniman	D	Cornwall
7	133	Jon Helgeson	C	Rosseau HS
8	154	Jeff Noble	C	Kitchener
9	175	Matt Merton	G	Stratford Jr. B
10	196	Marc Lyons	D	Kingston
11	217	Todd Hawkins	RW	Belleville
12	238	Vladimir Krutov	LW	CSKA

## 1985

1	4	Jim Sandlak	RW	London
2	25	Troy Gamble	G	Medicine Hat
3	46	Shane Doyle	D	Belleville
4	67	Randy Siska	C/LW	Medicine Hat
5	88	Robert Kron	C	Zetor Brno
6	109	Martin Hrstka	LW	Ingstad Brno
7	130	Brian McFarlane	RW	Seattle
8	151	Hakan Ahlund	RW	Orebro
9	172	Curtis Hunt	D	Prince Albert
10	193	Carl Valimont	D	U. of Lowell
11	214	Igor Larionov	C	CSKA
12	235	Darren Taylor	C	Calgary

## 1984

1	10	J.J. Daigneault	D	Longueuil
2	31	Jeff Rohlicek	C	Portland
3	52	David Saunders	LW	St. Lawrence U.
3	55	Landis Chaulk	LW	Calgary
3	58	Mike Stevens	LW	Kitchener
4	73	Brian Bertuzzi	C	Kamloops
5	94	Brett MacDonald	D	North Bay
6	115	Jeff Korchinski	D	Clarkson
7	136	Blaine Chrest	C	Portland
8	157	Jim Agnew	D	Brandon
9	178	Rex Grant	G	Kamloops
10	198	Ed Lowney	RW	Boston U.
11	219	Doug Clarke	D	Colorado College
12	239	Ed Kister	D	London

## 1983

1	9	Cam Neely	RW	Portland
2	30	David Bruce	RW	Kitchener
3	50	Scott Tottle	RW	Peterborough
4	70	Tim Lorenz	LW	Portland
5	90	Doug Quinn	D	Nanaimo
6	110	Dave Lowry	LW	London
7	130	Terry Maki	LW	Brantford
8	150	John Labatt	C	Minnetonka HS
9	170	Allan Measures	D	Calgary
10	190	Roger Grillo	D	U. of Maine
11	210	Steve Kayser	D	U. of Vermont
12	230	Jay Mazur	RW	Breck HS

## 1982

1	11	Michel Petit	D	Sherbrooke
3	53	Yves Lapointe	LW	Shawinigan
4	71	Shawn Kilroy	G	Peterborough
6	116	Taylor Hall	LW	Regina
7	137	Parie Proft	D	Calgary
8	158	Newell Brown	C	Michigan State
9	179	Don McLaren	RW	Ottawa
10	200	Al Raymond	LW	Niagara Falls
11	221	Steve Driscoll	LW	Cornwall
12	242	Shawn Green	RW	Victoria

## 1981

1	10	Garth Butcher	D	Regina
3	52	Jean-Marc Lanthier	RW	Sorel
4	73	Wendell Young	G	Kitchener
5	105	Moe Lemay	LW	Ottawa
6	115	Stu Kulak	RW	Victoria
7	136	Bruce Holloway	D	Regina
8	157	Petri Skriko	LW	Saipa
9	178	Frank Caprice	G	London
10	199	Rejean Vignola	C	Shawinigan

## 1980

1	7	Rick Lanz	D	Oshawa
3	49	Andy Schliebener	D	Peterborough
4	70	Marc Crawford	LW	Cornwall
5	91	Darrell May	G	Portland
6	112	Ken Berry	LW	Canadian Oly.
7	133	Doug Lidster	D	Colorado College
8	154	John O'Connor	D	U. of Vermont
9	175	Patrik Sundstrom	C	Bjorkloven
10	196	Grant Martin	C	Kitchener

## 1979

1	5	Rick Vaive	RW	Sherbrooke
2	26	Brent Ashton	LW	Saskatoon
3	47	Ken Ellacott	LW	Peterborough
4	68	Arthur Rutland	C	Sault St. Marie
5	89	Dirk Graham	RW	Regina
6	110	Shane Swan	D	Sudbury

## 1978

1	4	Bill Derlago	C	Brandon
2	22	Curt Fraser	LW	Victoria
3	40	Stan Smyl	RW	New Westminster
4	56	Harald Luckner	C	Farijstads
4	57	Brad Smith	RW	Sudbury
6	90	Gerry Minor	C	Regina
7	107	Dave Ross	C	Portland
8	124	Steve O'Neill	LW	Providence
9	141	Charlie Antetomaso	D	Boston College
10	158	Richards Martens	G	New Westminster

## 1977

1	4	Jere Gillis	LW	Sherbrooke
2	22	Jeff Bandura	D	Portland
3	40	Glen Hanlon	G	Brandon
4	56	Dave Morrow	D	Calgary
4	58	Murray Bannerman	G	Victoria
5	76	Steve Hazlett	LW	St. Catharines
6	94	Brian Drumm	LW	Peterborough
7	112	Ray Creasey	C	New Westminster



# ALL-TIME DRAFT SELECTIONS

## 1976

2	26	Bob Manno	D	St. Catharines
3	44	Rob Flockhart	LW	Kamloops
4	62	Elmer Ray	LW	Calgary
5	80	Dick Durston	LW	Victoria
6	98	Rob Tudor	RW	Regina
7	114	Brad Rhiness	C	Kingston
8	122	Stu Ostlund	C	Michigan Tech

## 1975

1	10	Rick Blight	RW	Brandon
2	28	Brad Gassoff	LW	Kamloops
3	46	Norm LaPointe	G	Trois-Rivieres
4	64	Glen Richardson	LW	Hamilton
5	82	Doug Murray	LW	Brandon
6	100	Bob Watson	RW	Flin Flon
7	118	Brian Shmyr	C	New Westminster
8	136	Allan Fleck	LW	New Westminster
9	152	Bob McNiece	D	New Westminster
11	182	Sid Veysey	C	Sherbrooke

## 1974

2	23	Ron Sedlbauer	LW	Kitchener
3	41	John Hughes	D	Toronto
4	59	Harold Snepsts	D	Edmonton
5	77	Mike Rogers	C	Calgary
6	95	Andy Spruce	LW	London
7	113	Jim Clarke	D	Toronto
8	130	Robbie Watt	LW	Flin Flon
9	147	Marc Gaudreault	D	Lake Superior St.

## 1973

1	3	D. Ververgeart	RW	London
1	9	Bob Dailey	D	Toronto
2	19	Paulin Bordeleau	RW	Toronto
3	35	Paul Sheard	RW	Ottawa
4	51	Keith Mackie	D	Edmonton
5	67	Paul O'Neil	C	Boston
6	83	Jim Cowell	C	Ottawa
7	99	Clay Heberton	G	Portland
8	115	John Senkpiel	LW	Vancouver
9	131	Peter Folco	D	Quebec
10	147	Terry McDougall	C	Swift Current

## 1972

1	3	Don Lever	LW	Niagara Falls
2	19	Bryan McSheffrey	RW	Ottawa
3	35	Paul Raymer	LW	Peterborough
4	51	Ron Homenuke	RW	Calgary
5	67	Larry Bolonchuk	D	Winnipeg
6	83	Dave McLelland	G	Brandon
7	99	Dan Gloor	C	Peterborough
8	115	Dennis McCord	D	London
9	131	Steve Stone	RW	Niagara Falls

## 1971

1	3	J. Guevremont	D	Montreal Jr.
2	17	Bobby Lalonde	C	Montreal Jr.
3	39	Richard Lemieux	C	Montreal Jr.
5	59	Mike McNiven	D	Halifax Jr.
6	73	Tim Steeves	RW	Prince Edward Isl.
7	87	Bill Green	D	Notre Dame
8	101	Norm Cherrey	F	U. of Wisconsin
8	102	Bob Murphy	F	Cornwall

## 1970

1	2	Dale Tallon	D	Toronto
2	16	Jim Hargreaves	D	Winnipeg
3	30	Ed Dyck	G	Calgary
4	44	Brent Taylor	F	Estevan
5	58	Bill McFadden	F	Swift Current
6	72	Dave Gilmour	LW	London

## SUPPLEMENTAL DRAFT

1986	22	David Gourlie	D	U. of Denver
1987	18	Steve Johnson	RW	North Dakota
1988	2	Andy Gribble	RW	Bowling Green
	7	Steve McKichan	G	Miami of Ohio
1989	13	Jeff Napierala	RW	Lake Superior St.
1990	2	Paul Dukovac	D	Cornell
	6	N. Krumpeschmid	C	Ferris St.
1991	13	Scott Meehan	D	U. of Lowell

**JUNE 10, 1970**

John Arbour from Pittsburgh for cash.

**JUNE 10, 1970**

Andre Boudrias from St. Louis for 1970 7th and 9th round draft picks.

**DECEMBER 3, 1970**

John Arbour to St. Louis for cash.

**MAY 25, 1971**

Greg Boddy from Montreal for cash and a 3rd round draft pick (Jim Cahoon) in 1971.

**JUNE 8, 1971**

Gary Bredin and John Cunniff from Detroit for Irv Spencer and Bob Dillabough.

**SEPTEMBER 14, 1971**

Rey Comeau to Montreal for cash.

**NOVEMBER 16, 1971**

Ron Stewart, Wayne Connelly and Dave Balon from NY Rangers for Gary Doak and Jim Wiste.

**NOVEMBER 21, 1971**

Bob Cook to Detroit for cash.

**MARCH 5, 1972**

Ron Stewart to NY Rangers for cash.

**MARCH 6, 1972**

Jim Niekamp from Detroit for Ralph Stewart.

**MAY 14, 1973**

Gary Smith and Jerry Korab from Chicago for Dale Tallon.

**MAY 29, 1973**

Larry McIntyre and Murray Heatley from Toronto to Dunc Wilson.

**DECEMBER 10, 1973**

Mike Lampman from St. Louis for John Wright.

**DECEMBER 27, 1973**

John Gould and Tracy Pratt from Buffalo for Jerry Korab.

**FEBRUARY 7, 1974**

Chris Oddleifson, Fred O'Donnell and Mike Walton from Boston for Bobby Schmautz.

**SEPTEMBER 15, 1974**

Jacques Caron traded to Buffalo for future considerations.

**OCTOBER 4, 1974**

Leon Rochefort from Atlanta for cash.

**OCTOBER 14, 1974**

Gerry Meehan and Mike Robitaille from Buffalo for Jocelyn Guevremont and Bryan McSheffrey.

**OCTOBER 16, 1974**

Garry Monahan and John Grisdale from Toronto for Dave Dunn.

**NOVEMBER 4, 1974**

Ab Demarco from Pittsburgh for Barry Wilkins.

**MARCH 9, 1975**

Bob Murray from Atlanta for Gerry Meehan.

**JANUARY 14, 1976**

Ab Demarco to Los Angeles for a 2nd round draft pick (Brian Hill) in 1977.

**JANUARY 20, 1976**

Curt Ridley from Atlanta for 1st round pick (Dave Shand) in 1976.

**AUGUST 23, 1976**

Cesare Maniago from Minnesota for Gary Smith.

**SEPTEMBER 4, 1976**

Tracy Pratt to Colorado for cash.

**OCTOBER 6, 1976**

Ralph Stewart and Dave Fortier from NY Islanders for cash.

**DECEMBER 2, 1976**

Hilliard Graves and Larry Carriere from Atlanta for John Gould and a 2nd round draft pick (Brian Hill) in 1977.

**JANUARY 20, 1977**

Larry Goodenough and Jack McIlhargey from Philadelphia for Bob Dailey.

**FEBRUARY 18, 1977**

Derek Sanderson from St. Louis for cash.

**NOVEMBER 4, 1977**

Pit Martin from Chicago for future considerations (Murray Bannerman).

**NOVEMBER 21, 1977**

Sheldon Kannegiesser from Los Angeles for Larry Carriere.

**JANUARY 29, 1978**

Claire Alexander from Toronto for cash.

**JUNE 12, 1978**

Mike Walton to St. Louis for a 4th round draft pick (Harald Luckner) in 1978.

**JUNE 14, 1978**

Rights to Thomas Gradin from Chicago for 2nd round draft pick (Steve Ludzik) in 1980.

**SEPTEMBER 13, 1978**

Garry Monahan to Toronto for cash.

**OCTOBER 1, 1978**

Ralph Stewart to NY Islanders for cash.

**NOVEMBER 17, 1978**

Dunc Wilson from Pittsburgh for cash.

**DECEMBER 31, 1978**

Kevin McCarthy and Drew Callander from Philadelphia for Dennis Vervegaert. Don Kozak from Los Angeles for Randy Holt.

**JULY 19, 1979**

Chuck Aranson from Minnesota for future considerations/cash.

**NOVEMBER 6, 1979**

Bruce Affleck and Gord Buynak from St. Louis for cash.

**DECEMBER 10, 1979**

Per-Olov Brasar from Minnesota for a 2nd round draft pick (Mike Sands) in 1981.

**DECEMBER 21, 1979**

Harold Phillipoff and Dave Logan from Chicago for Ron Sedlbauer.

**JANUARY 2, 1980**

Jack McIlhargey to Philadelphia for cash and future considerations.

**JANUARY 4, 1980**

Kris Manery from Minnesota for a 2nd round draft pick (then traded to Montreal-Kent Carlson) in 1982.

**FEBRUARY 8, 1980**

Darcy Rota and Ivan Boldirev from Atlanta for Don Lever and Brad Smith.

**FEBRUARY 10, 1980**

Curt Ridley to Toronto for cash.

**FEBRUARY 18, 1980**

Dave Williams and Jerry Butler from Toronto for Rick Vaive and Bill Derlago.

**FEBRUARY 28, 1980**

Bruce Affleck and Gord Buynak to St. Louis for cash.

**OCTOBER 6, 1980**

Richard Brodeur from NY Islanders for switch of 1981 5th round draft picks (Vancouver chose Moe Lemay; NY selected Jacques Sylvestre).

**NOVEMBER 11, 1980**

Mario Marois and Jim Mayer from NY Rangers for Jere Gillis and Jeff Bandura.

**DECEMBER 8, 1980**

Mike Christie from Colorado for cash.

**MARCH 8, 1981**

Doug Halward from Los Angeles for Gary Bromley and a 1982 5th round draft pick (Ulf Isaksson).

# ALL-TIME TRADES

## MARCH 10, 1981

Garry Lariviere from Quebec for Mario Marois. Garry Lariviere and Ken Berry to Edmonton for Blair MacDonald and rights to Lars-Gunnar Petersson.

## JULY 15, 1981

Brent Ashton and 1982 4th round draft pick (Tom Martin) to Winnipeg as compensation for signing Ivan Hlinka and Jiri Bublã.

## MARCH 9, 1982

Tony Currie, Jim Nill, Rick Heinz and a 4th round draft pick in 1982 (Shawn Kilroy) from St. Louis for Glen Hanlon.

## JUNE 3, 1982

Rick Heinz to St. Louis for cash.

## JANUARY 6, 1983

Tony Tanti from Chicago for Curt Fraser.

## JANUARY 17, 1983

Mark Kirton from Detroit for Ivan Boldirev.

## FEBRUARY 4, 1983

John Garrett from Quebec for Anders Eldebrink.

## OCTOBER 20, 1983

Lars Lindgren to Minnesota for a 3rd round draft pick (Landis Chauly) in 1984.

## JANUARY 26, 1984

Third round pick from Pittsburgh for Kevin McCarthy.

## FEBRUARY 3, 1984

Peter McNab from Boston for Jim Nill.

## JUNE 21, 1984

Al MacAdam from Minnesota for Harold Snepsts.

## AUGUST 8, 1984

Rob McClanahan from Detroit for Dave Williams.

## MARCH 12, 1985

Glen Cochrane from Philadelphia for 3rd round draft pick (Don Gibson) in 1986.

## JUNE 6, 1986

Barry Pederson from Boston for Cam Neely and a 1987 1st round draft pick (Glen Wesley).

## JUNE 6, 1986

Dave Richter and Rich Sutter from Philadelphia for J.J. Daigneault.

## OCTOBER 2, 1986

Brad Maxwell from Toronto for 5th round draft pick (Leonard Esau) in 1988.

## NOVEMBER 21, 1986

Doug Halward to Detroit for a 6th round draft pick (Phil von Stefenelli) in 1988.

## DECEMBER 11, 1986

Stu Kulak to Edmonton for cash.

## DECEMBER 12, 1986

Dan Hodgson and Jim Benning from Toronto for Rick Lanz.

## MARCH 10, 1987

Raimo Summanen from Edmonton for Moe Lemay.

## JUNE 1, 1987

Shane Doyle to New Jersey for a 12th round draft pick (Neil Eisenhut) in 1987.

## JUNE 13, 1987

5th round draft pick (Sean Fabian) in 1987 Draft from Philadelphia for 5th round draft pick (Peter White) in 1989.

## AUGUST 27, 1987

Darren Jensen and Daryl Stanley from Philadelphia for Wendell Young and a 3rd round draft choice (Kimi Daniels) in the 1990 Draft.

## SEPTEMBER 15, 1987

Kirk McLean and Greg Adams from New Jersey for Patrik Sundstrom, a 4th round draft pick in 1988 (Matt Ruchty) and a switch of 2nd round drafts in 1988. (Vancouver selected Leif Rohlin; New Jersey picked Jeff Christian).

## OCTOBER 6, 1987

Mike Stevens to Boston for cash.

## NOVEMBER 4, 1987

Larry Melnyk and Willie Huber from NY Rangers for Michel Petit.

## MARCH 1, 1988

Paul Lawless and a 5th round draft pick (Peter White) from Philadelphia for Willie Huber.

## MARCH 6, 1988

Brian Bradley, Kevan Guy and Peter Bakovic from Calgary for Craig Cox and cash.

## MARCH 8, 1988

Steve Weeks from Hartford for Richard Brodeur.

## SEPTEMBER 6, 1988

Paul Reinhart and Steve Bozek from Calgary for a 3rd round draft pick (Veli-Pekka Kautonen) in the 1989 NHL Entry Draft.

## SEPTEMBER 7, 1988

Robert Nordmark and a 2nd round draft pick (Craig Darby) from St. Louis for Dave Richter.

## SEPTEMBER 29, 1988

Ernie Vargas from St. Louis for Dave Lowry.

## JANUARY 9, 1989

Jamie Husgen from Winnipeg for Robin Bartel.

## JANUARY 25, 1989

Jose Charbonneau from Montreal for Dan Woodley.

## FEBRUARY 26, 1989

Rights to Peter DeBoer from Toronto for Paul Lawless.

## MARCH 7, 1989

Doug Smith and Greg C. Adams from Edmonton for John LeBlanc and a 5th round draft pick (Peter White) in 1989. Tim Lenardon from New Jersey for Claude Vilgrain.

## JUNE 17, 1989

Frank Caprice to Boston for 12th round draft pick (Jan Bergman) in 1989.

## OCTOBER 24, 1989

Rod Buskas from Pittsburgh for 6th round draft pick (Ian Moran) in 1990.

## JANUARY 8, 1990

Dan Quinn, Andrew McBain, and Dave Capuano from Pittsburgh for Tony Tanti, Barry Pederson and Rod Buskas.

## FEBRUARY 26, 1990

Doug Smith to Pittsburgh for cash.

## MARCH 6, 1990

Adrien Plavsic, a 1st round draft pick in 1990 (Shawn Antoski), and a 2nd round draft pick in 1991 (Craig Darby) from St. Louis for Rich Sutter, Harold Snepsts and a 2nd round draft pick (Craig Johnson) in 1990. Jyrki Lumme from Montreal for a 2nd round draft pick (Craig Darby) in 1991. Jack Capuano from NY Islanders for Jeff Rohlicek.

## SEPTEMBER 7, 1990

Dave Mackey from Minnesota for future considerations.

## JANUARY 12, 1991

Gerald Diduck from Montreal for a 4th round draft pick (Vladimir Vujtek) in 1991.

## JANUARY 13, 1991

Tom Kurvers from Toronto for Brian Bradley.

## JANUARY 16, 1991

Petri Skriko to Boston for a 2nd round draft pick (Mike Peca) in 1992.

## JANUARY 22, 1991

Brian Blad from Toronto for Todd Hawkins.

## MARCH 5, 1991

Cliff Ronning, Sergio Momesso, Geoff Court-nall, Robert Dirk and a 5th round draft pick (Brian Loney) in 1992 from St. Louis for Garth Butcher and Dan Quinn. Dana Murzyn from Calgary for Ron Stern and Kevan Guy. Steve Weeks to Buffalo for cash.

## JUNE 22, 1991

Dave Babych from Minnesota for Tom Kurvers.

**JULY 31, 1991**

Robin Bawa from Washington for cash.

**DECEMBER 18, 1991**

Tom Fergus from Toronto for cash.

**MARCH 9, 1992**

Ken Hammond from San Jose for an 8th round draft pick (C.J. Denomme) in 1992.

**OCTOBER 1, 1992**

Kay Whitmore from Hartford for Corrie D'Alessio and a 5th round draft pick in 1993.

**NOVEMBER 3, 1992**

Anatoli Semenov from Tampa Bay for Dave Capuano and a 4th round draft pick (later traded to N.J. then to Calgary – Ryan Duthie) in 1994.

**DECEMBER 15, 1992**

Rick Lessard from San Jose for Robin Bawa.

**JANUARY 29, 1993**

Tim Taylor from Washington for Eric Murano.

**MARCH 22, 1993**

Murray Craven and a return of 1993 5th round draft pick (Scott Walker) from Hartford for Robert Kron, Jim Sandlak and a 3rd round draft pick (Marek Malik) in 1993. Dan Ratushny from Winnipeg for a 9th round draft pick (Harjis Vitolinski) in 1993.

**JUNE 23, 1993**

John Vanbiesbrouck from NY Rangers for Doug Lidster.

**JANUARY 8, 1994**

Jimmy Carson from Los Angeles for Dixon Ward and a conditional pick in the 1995 NHL Entry Draft.

**MARCH 14, 1994**

Craig Janney and a 2nd round pick (Dave Scatchard) in the 1994 NHL Entry Draft from St. Louis as compensation for the signing of free agent Petr Nedved.

**MARCH 21, 1994**

Jeff Brown, Bret Hedican and Nathan LaFayette from St. Louis for Craig Janney. A 4th round draft pick (Mike Dubinsky) in 1994 from Chicago for Robert Dirk.

**JUNE 29, 1994**

Artur Oktyabrev from Winnipeg for a 6th round draft pick (Steve Veziina) in 1994.

**FEBRUARY 15, 1995**

Josef Beranek acquired from Philadelphia in exchange for Shawn Antoski.

**MARCH 10, 1995**

Christian Ruutu acquired from Chicago in exchange for Murray Craven.

**MARCH 22, 1995**

Adrien Plavsic to Tampa Bay in exchange for a 5th round draft pick (David Darguzas) in the 1997 NHL Entry Draft.

**APRIL 7, 1995**

Russ Courtnall acquired from Dallas in exchange for Greg Adams, Dan Kesa and a 5th round draft pick (later traded to LA – Jason Morgan) in 1995.

**APRIL 7, 1995**

Corey Hirsch acquired from New York Rangers in exchange for Nathan LaFayette.

**APRIL 7, 1995**

Roman Oksiuta acquired from Edmonton in exchange for Jiri Slegr.

**APRIL 7, 1995**

Bogdan Savenko and 1995 3rd round draft pick acquired from Chicago in exchange for Gerald Diduck.

**JULY 8, 1995**

Alexander Mogilny acquired from Buffalo in exchange for Mike Peca, Mike Wilson and 1st round pick in the 1995 NHL Entry Draft (Jay McKee).

**JULY 8, 1995**

Mike Ridley acquired from Toronto in exchange for Sergio Momesso.

**AUGUST 24, 1995**

6th round pick (Larry Shapley) in the 1997 NHL Entry Draft acquired from Edmonton for Brett Hauser.

**NOVEMBER 23, 1995**

Esa Tikkanen acquired from New Jersey Devils in exchange for a 2nd round draft choice (Wesley Mason) in 1996 NHL Entry Draft.

**DECEMBER 19, 1995**

Frantisek Kucera, Jim Dowd and a 2nd round pick (Ryan Bonni) in the 1997 NHL Entry Draft acquired from Hartford in exchange for Jeff Brown and a 3rd round draft pick (later traded to Calgary – Paul Manning) in the 1998 NHL Entry Draft.

**MARCH 15, 1996**

Mike Sillinger acquired from Anaheim in exchange for Roman Oksiuta.

**MARCH 20, 1996**

Jesse Belanger acquired from Florida in exchange for future considerations (3rd round draft pick in 1996–Oleg Kvasha). Markus Naslund from Pittsburgh in exchange for Alek Stojanov. Joe Kocur acquired from NY Rangers in exchange for Kay Whitmore.

**NOVEMBER 13, 1996**

Donald Brashear acquired from Montreal in exchange for Jassen Cullimore.

**MARCH 8, 1997**

Sergei Nemchinov and Brian Noonan from New York Rangers for Esa Tikkanen and Russ Courtnall.

**MARCH 20, 1997**

Josef Beranek to Pittsburgh for future considerations. Frantisek Kucera to Philadelphia for future considerations.

**JANUARY 2, 1998**

Sean Burke, Geoff Sanderson and Enrico Ciccone from Carolina for Martin Gelinas and Kirk McLean.

**FEBRUARY 4, 1998**

Conditional 6th round draft pick (traded back to Philadelphia on March 24) in 1998 from Philadelphia for Mike Sillinger.

**FEBRUARY 4, 1998**

Brad May and a 3rd round draft pick in 1999 from Buffalo for Geoff Sanderson.

**FEBRUARY 5, 1998**

Peter Zedel from New Jersey for a 5th round draft pick (Anton But) in 1998.

**FEBRUARY 6, 1998**

Bryan McCabe, Todd Bertuzzi and a 3rd round draft choice in 1998 (Jarkko Ruutu) from NY Islanders for Trevor Linden.

**MARCH 3, 1998**

8th round draft pick in 1998 (Graig Mischler) from Boston for Grant Ledyard.

**MARCH 4, 1998**

Garth Snow from Philadelphia for Sean Burke.

**MARCH 7, 1998**

Brandon Convery from Toronto for Lonny Bohonos.

**MARCH 14, 1998**

Jamie Huscroft from Tampa Bay for Enrico Ciccone.

**MARCH 23, 1998**

Jason Strudwick from NY Islanders for Gino Odjick.

**MARCH 24, 1998**

A 3rd round draft pick in 1998 (Justin Morrison) from Philadelphia for Dave Babych and a 5th round choice in 1998.

**OCTOBER 19, 1998**

Trent Klatt from Philadelphia for a 6th round draft pick in 2000.

# ALL-TIME TRADES

## JANUARY 17, 1999

Ed Jovanovski, Dave Gagner, and the rights to Kevin Weekes and Mike Brown along with a 1st round draft pick in either 1999 or 2000 from Florida in exchange for Pavel Bure, Bret Hedican and the rights to Brad Ference along with a 3rd round draft pick (in the year that Florida exercises its option to convey the 1st round pick).

## FEBRUARY 16, 1999

Darby Hendrickson from Toronto in exchange for Chris McAllister.

## MARCH 8, 1999

Future considerations from Phoenix for Jamie Huscroft.

## MARCH 23, 1999

Future considerations from Anaheim for Peter Zezel (Nullified March 24, 1999).

## JUNE 1, 1999

Rights to Pat Kavanagh from Philadelphia for a 6th round pick in the 1999 NHL Entry Draft.

## JUNE 26, 1999

Canucks acquire the 4th overall selection in the 1999 NHL Entry Draft from Chicago in exchange for Bryan McCabe and Vancouver's 1st round choice in the 2000 or 2001 NHL Entry Draft.

## JUNE 26, 1999

Canucks acquire the 1st overall selection in the 1999 NHL Entry Draft from Tampa Bay in exchange for the 4th overall selection in the 1999 Entry Draft (previously acquired from Chicago) and two 3rd round picks in the 1999 NHL Entry Draft (No. 75, which was compensatory, and No. 88, previously acquired from Buffalo).

## JUNE 26, 1999

Canucks acquire the 2nd overall pick in the 1999 NHL Entry Draft (Daniel Sedin) and a 3rd round conditional draft pick in 2000 from Atlanta in exchange for the number one overall selection in the 1999 NHL Entry Draft (previously acquired from Tampa).

## JUNE 26, 1999

Canucks acquire San Jose's 6th round pick in the 1999 NHL Entry Draft (Josh Reed) from San Jose in exchange for Vancouver's 6th round selection in 2001.

## OCTOBER 28, 1999

Canucks acquire Corey Schwab from Atlanta in exchange for a conditional draft pick in the 2000 NHL Entry Draft.

## DECEMBER 19, 1999

Canucks acquire Felix Potvin and a 2nd and 3rd round pick in the 2000 NHL Entry Draft from the NY Islanders in exchange for Bill Muckalt, Dave Scatchard and Kevin Weekes.

## JANUARY 14, 2000

Canucks acquire Vadim Sharifjanov from New Jersey in exchange for a 2nd round pick in the 2000 NHL Entry Draft. The deal also includes the two teams exchanging 3rd round selections in the 2000 NHL Entry Draft.

## MARCH 14, 2000

Canucks acquire Brendan Morrison and Denis Pederson from New Jersey in exchange for Alexander Mogilny.

## JUNE 24, 2000

Canucks acquire a Conditional Draft Pick in 2001 from Phoenix in exchange for Brad May.

## JUNE 24, 2000

Canucks trade their 2nd round pick in the 2000 NHL Entry Draft to Atlanta for their 2nd round pick in 2001. Also part of the deal sees the two teams swap 3rd round picks in the 2001 NHL Entry Draft.

## DECEMBER 28, 2000

Canucks acquire Mike Stapleton from the NY Islanders in exchange for their ninth round pick in the 2001 NHL Entry Draft.

## FEBRUARY 7, 2001

Canucks acquire Dan Cloutier from Tampa Bay in exchange for Adrian Aucoin and a 2nd round pick in the 2001 NHL Entry Draft.

## FEBRUARY 15, 2001

Canucks acquire future considerations (2002 3rd round draft pick - Lukas Mensator) from Los Angeles in exchange for Felix Potvin.

## MARCH 9, 2001

Canucks acquire Drake Berehowsky from Nashville in exchange for a 2001 (Atlanta's) 2nd round pick.

## MAY 31, 2001

Canucks acquire Alex Auld from Florida in exchange for a 2001 2nd round pick and 2002 3rd round pick.

## NOVEMBER 10, 2001

Canucks acquire Trevor Linden and a 2nd round pick in the 2002 or 2003 NHL Entry Draft from Washington in exchange for Vancouver's 1st round pick in 2002 and 3rd round pick in 2003.

## DECEMBER 17, 2001

Canucks acquire Jan Hlavac and a 3rd round draft pick in the 2002 NHL Entry Draft from Philadelphia in exchange for Donald Brashear and a 6th round draft pick in 2002.

## DECEMBER 28, 2001

Canucks acquire Tyler Bouck, Trevor Letowski, Todd Warriner and a 3rd round draft choice in 2003 from Phoenix, in exchange for Drake Berehowsky and Denis Pederson.

## JUNE 23, 2002

Canucks acquire Jeff Farkas from Toronto in exchange for Josh Holden.

## JUNE 26, 2002

Canucks acquire future considerations from Toronto in exchange for Ryan Bonni.

## SEPTEMBER 4, 2002

Canucks acquire rights to Tomas Mojzis from Toronto in exchange for Brad Leeb.

## SEPTEMBER 21, 2002

Canucks acquire Sami Salo from Ottawa in exchange for Peter Schaefer.

## NOVEMBER 1, 2002

Canucks acquire Darren Langdon and Marik Malik from Carolina in exchange for Harold Druken and Jan Hlavac.

## JANUARY 20, 2003

Canucks acquire Chris Herperger and Chris Nielsen from Atlanta in exchange for Jeff Farkas.

## JANUARY 24, 2003

Canucks acquire Mikko Jokela from New Jersey in exchange for Steve Kariya.

## FEBRUARY 5, 2003

Canucks acquire future considerations from Philadelphia in exchange for Todd Warriner.

## MARCH 11, 2003

Canucks acquire Brad May from Phoenix in exchange for future considerations.

## JULY 25, 2003

Canucks acquire Martin Grenier from Phoenix in exchange for Bryan Helmer.

## AUGUST 25, 2003

Canucks acquire Johan Hedberg from Pittsburgh in exchange for a 2nd round draft pick in 2004.

## OCTOBER 30, 2003

Canucks acquire Sean Pronger from Columbus in exchange for Zenith Komarniski.

## DECEMBER 17, 2003

Canucks acquire Wade Brookbank from Nashville in exchange for future considerations.

## JANUARY 17, 2004

Canucks trade Jiri Slegr to Boston for future considerations.

## FEBRUARY 16, 2004

Canucks acquire Peter Sarno from Edmonton in exchange for Tyler Moss.

## MARCH 9, 2004

Canucks acquire Martin Rucinsky from the NY Rangers in exchange for Martin Grenier and R.J. Umberger.

**MARCH 9, 2004**

Canucks acquire Marc Bergevin from Pittsburgh in exchange for a 7th round pick in the 2004 NHL Entry Draft.

**MARCH 9, 2004**

Canucks acquire Geoff Sanderson from Columbus in exchange for a 3rd round pick in the 2004 Entry Draft.

**MARCH 9, 2004**

Canucks acquire Sergei Varlamov from St. Louis in exchange for Ryan Ready.

**MARCH 9, 2004**

Canucks acquire Sylvain Blouin from Montreal in exchange for Rene Vydereny.

**JUNE 26, 2004**

Canucks acquire 3rd round selection in the 2004 NHL Entry Draft from Dallas in exchange for a 3rd round draft pick in 2005.

**AUGUST 3, 2005**

Canucks trade Brent Sopel to NY Islanders in exchange for a conditional pick in the 2006 NHL Entry Draft (Vladimir Zharkov).

**AUGUST 22, 2005**

Canucks acquire Steve McCarthy from Chicago in exchange for a 3rd round pick in the 2007 NHL Entry Draft.

**SEPTEMBER 9, 2005**

Canucks acquire Craig Darby from Tampa Bay in exchange for future considerations.

**OCTOBER 7, 2005**

Canucks acquire Jozef Balej and a conditional pick in the 2006 NHL Entry Draft from the NY Rangers in exchange for Fedor Fedorov.

**DECEMBER 2, 2005**

Canucks acquire Maxime Ouellet from Washington in exchange for a 5th round pick in the 2006 NHL Entry Draft.

**MARCH 9, 2006**

Canucks acquire Mika Noronen from Buffalo in exchange for a 2nd round pick in the 2006 NHL Entry Draft.

**MARCH 9, 2006**

Canucks acquire Sean Brown from New Jersey in exchange for a 4th round pick in the 2006 NHL Entry Draft.

**MARCH 9, 2006**

Canucks acquire Eric Weinrich from St. Louis in exchange for Tomas Mojzis and a 3rd round pick in the 2006 NHL Entry Draft.

**MARCH 9, 2006**

Canucks acquire Keith Carney and Juha Alen from Anaheim in exchange for Brett Skinner and a 2nd round pick in the 2006 NHL Entry Draft.

**MARCH 9, 2006**

Canucks acquire a 4th round pick in the 2007 NHL Entry Draft from Atlanta in exchange for Steve McCarthy.

**JUNE 14, 2006**

Canucks acquire Tommi Santala and a 2007 5th round draft pick from Atlanta in exchange for a conditional 2007 4th round draft pick.

**JUNE 23, 2006**

Canucks acquire Roberto Luongo, Lukas Krajicek and a 6th round pick in the 2006 NHL Entry Draft from Florida in exchange for Bryan Allen, Alex Auld and Todd Bertuzzi.

**JULY 5, 2006**

Canucks acquire a 2nd round pick in the 2007 NHL Entry Draft and a pick (TBD) in 2009 from Los Angeles in exchange for Dan Cloutier.

**JULY 14, 2006**

Canucks acquire rights to Taylor Pyatt from Buffalo in exchange for a 4th round pick in the 2007 NHL Entry Draft.

**SEPTEMBER 12, 2006**

Canucks acquire Drew MacIntyre from Detroit in exchange for a conditional 2007 draft pick.

**JANUARY 24, 2007**

Canucks acquire Colby Genoway from Anaheim in exchange for Joe Rullier.

**FEBRUARY 26, 2007**

Canucks acquire Brent Sopel from Los Angeles in exchange for a 2nd round pick in 2007 or 2008 and a 4th round pick in the 2008 NHL Entry Draft.

**FEBRUARY 26, 2007**

Canucks acquire Bryan Smolinski from Chicago in exchange for a 2nd round pick in the 2007 NHL Entry Draft.

**JUNE 23, 2007**

Canucks acquire Ryan Shannon and a conditional pick from Anaheim in exchange for Jason King and a conditional pick.

**JUNE 23, 2007**

Canucks acquire Jimmy Sharrow from Atlanta in exchange for Jesse Schultz.

**AUGUST 1, 2007**

Canucks acquire Zack FitzGerald from St. Louis in exchange for F.P. Guenette.

**FEBRUARY 26, 2008**

Canucks acquire Matt Pettinger from Washington in exchange for Matt Cooke.

**JULY 4, 2008**

Canucks acquire Steve Bernier from Buffalo in exchange for a 2nd round pick in 2010 and a 3rd round pick in the 2009 NHL Entry Draft.

**SEPTEMBER 2, 2008**

Canucks acquire Lawrence Nycholat from Ottawa in exchange for Ryan Shannon.

**OCTOBER 6, 2008**

Canucks acquire Shane O'Brien and Michel Ouellet from Tampa Bay in exchange for Lukas Krajicek and Juraj Simek.

**DECEMBER 9, 2008**

Canucks trade James Sharrow to Chicago in exchange for a conditional draft pick in 2009.

**DECEMBER 30, 2008**

Canucks acquire Jason LaBarbera from Los Angeles in exchange for a 7th round draft pick in 2009.

**FEBRUARY 4, 2009**

Canucks acquire Nathan McIver from Anaheim in exchange for Mike Brown.

**JUNE 27, 2009**

Canucks acquire 2009 7th round draft pick from Phoenix in exchange for the rights to Shaun Heshka.

**AUGUST 28, 2009**

Canucks acquire Christian Ehrhoff and Brad Lukowich from San Jose in exchange for Daniel Rahimi and Patrick White.

**MARCH 3, 2010**

Canucks acquire Yan Stastny from St. Louis in exchange for Pierre-Cedric Labrie.

**MARCH 3, 2010**

Canucks acquire Sean Zimmerman and a 2010 6th round conditional draft pick from Phoenix in exchange for Mathieu Schneider.

**MARCH 3, 2010**

Canucks acquire Andrew Alberts from Carolina in exchange for a 2010 3rd round draft pick.

**JUNE 25, 2010**

Canucks acquire Keith Ballard and Victor Oreskovich from Florida in exchange for the 25th overall pick in the 2010 NHL Entry Draft, Michael Grabner and Steve Bernier.

**OCTOBER 5, 2010**

Canucks acquire Ryan Parent and Jonas Andersson from Nashville in exchange for Shane O'Brien and Dan Gendur.

**OCTOBER 6, 2010**

Canucks acquire Andrew Peters from Florida in exchange for Darcy Hordichuk.



# ALL-TIME TRADES

## OCTOBER 7, 2010

---

Canucks acquire Nathan Paetsch from Florida in exchange for Sean Zimmerman.

## FEBRUARY 28, 2011

---

Canucks acquire Maxim Lapierre and MacGregor Sharp from Anaheim in exchange for Joel Perrault and a 3rd round pick in the 2012 NHL Entry Draft.

## FEBRUARY 28, 2011

---

Canucks acquire Chris Higgins from Florida in exchange for Evan Oberg and a 3rd round pick in the 2013 NHL Entry Draft.

## JUNE 25, 2011

---

Canucks acquire the 71st and 101st overall picks in the 2011 NHL Entry Draft from Minnesota in exchange for the 60th overall pick in the 2011 NHL Entry Draft.

## JUNE 28, 2011

---

Canucks acquire 2012 4th round draft pick from the New York Islanders in exchange for the rights of Christian Ehrhoff.

## JULY 9, 2011

---

Canucks acquire the rights of Mike Duco from Florida in exchange for the rights of Sergei Shirokov.

## OCTOBER 22, 2011

---

Canucks acquire David Booth, Steve Reinprecht and a 3rd round draft pick in 2013 from Florida in exchange for Mikael Samuelsson and Marco Sturm.

## FEBRUARY 27, 2012

---

Canucks acquire Zack Kassian and Marc-Andre Gragnani from Buffalo in exchange for Cody Hodgson and Alexander Sulzer.

## FEBRUARY 27, 2012

---

Canucks acquire Samuel Pahlsson from Columbus in exchange for Taylor Ellington and two 2012 4th round draft selections.

## FEBRUARY 27, 2012

---

Canucks acquire Andrew Gordon from Anaheim in exchange for Sebastian Erixon.

## APRIL 2, 2013

---

Canucks acquire Derek Roy from Dallas in exchange for Kevin Connauton and a 2013 2nd round draft selection.

## JUNE 30, 2013

---

Canucks acquire 2013 1st round draft pick (Bo Horvat) from New Jersey in exchange for Cory Schneider.

## SEPTEMBER 28, 2013

---

Canucks acquire Zac Dalpe and Jeremy Welsh from Carolina in exchange for Kellan Tochkin and a 2014 4th round pick.

## FEBRUARY 3, 2014

---

Canucks acquire Raphael Diaz from Montreal in exchange for Dale Weise.

## MARCH 4, 2014

---

Canucks acquire Shawn Matthias and Jacob Markstrom from Florida in exchange for Roberto Luongo and Steven Anthony.

## MARCH 5, 2014

---

Canucks acquire 2015 fifth round pick from the New York Rangers in exchange for Raphael Diaz.

## JUNE 27, 2014

---

Canucks acquire Nick Bonino, Luca Sbisa and the 24th (Jared McCann) and 85th picks in the 2014 NHL Entry Draft from Anaheim in exchange for Ryan Kesler and a third round pick in 2014.

## JUNE 27, 2014

---

Canucks acquire the 50th overall pick in the 2014 NHL Entry Draft from Tampa Bay in exchange for Jason Garrison.

## JUNE 27, 2014

---

Canucks acquire Derek Dorsett from the New York Rangers in exchange for the 85th overall pick in the 2014 NHL Entry Draft.

## JUNE 28, 2014

---

Canucks acquire Linden Vey from Los Angeles in exchange for the 50th overall selection in the 2014 NHL Entry Draft.

## JANUARY

### JANUARY 1

**2010:** Ryan Kesler is named to Team USA for the 2010 Winter Olympics. He would go on to win a silver medal.

**2014:** Ryan Kesler named to Team USA for the 2014 Winter Olympics

### JANUARY 4

**1984:** Thomas Gradin earns his 408th career point, moving past Don Lever as the Canucks all-time scoring leader. Vancouver and Los Angeles play to a 3-3 tie.

### JANUARY 5

**1993:** Pavel Bure receives 246,447 fan votes, becoming the first Canuck player to be voted to play in the NHL All-Star game.

**2006:** The Vancouver Canucks are awarded two penalty shots in a single period for the second time in franchise history. Alex Burrows is unsuccessful at 0:34 and Jarkko Ruutu scores at 17:58 of the third period at Chicago.

### JANUARY 6

**2014:** Yannick Weber named to Team Switzerland for the 2014 Winter Olympics.

### JANUARY 7

**2009:** Roberto Luongo is named to the 2009 NHL All-Star Game in Montreal. Luongo's third All-Star nomination in three seasons as a Vancouver Canuck.

**2010:** Alex Burrows registers a hat trick and Roberto Luongo posts a shutout. It is just the second time in franchise history a hat trick and shutout are registered in the same game.

**2011:** Securing 10 consecutive wins with a victory over Edmonton, Canucks goaltender Cory Schneider ties a franchise record for the longest undefeated streak. Kirk McLean (twice), Dan Cloutier (twice), Cesare Maniago and Richard Brodeur share this franchise record.

**2014:** Daniel Sedin, Henrik Sedin (was unable to attend due to injury) and Alex Edler named to Team Sweden for the 2014 Winter Olympics. They would go on to win a silver medal.

**2014:** Roberto Luongo and Dan Hamhuis named to Team Canada for the 2014 Winter Olympics. They would go on to win a gold medal.

### JANUARY 8

**2003:** Canucks Head Coach Marc Crawford earns the right to coach the Western Conference All-Star Team at the 53rd NHL All-Star Game, becoming the first Canucks Head Coach to do so.

**2011:** Canucks Head Coach Alain Vigneault earns co-coaching position at the All-Star Game.

**2011:** The Canucks establish the best 20-game stretch in franchise history with a 17-1-2 (36 points) record in 20 games played from Nov. 24-Jan. 8.

### JANUARY 9

**1987:** Pat Quinn, Head Coach of Los Angeles Kings, who has accepted the position of President and General Manager of the Vancouver Canucks, is suspended from the League by NHL President John Ziegler. Ziegler also levies fines on Vancouver and Los Angeles.

### JANUARY 10

**1998:** Messier reaches the 1,000 assist plateau on a Mogilny goal vs Florida becoming only the sixth player in NHL history to reach the milestone. Messier joins the list with Gretzky, Coffey, Howe, Dionne and Bourque.

**2011:** Trevor Linden is announced to be inducted into the BC Sports Hall of Fame as well as members of Team Canada of the 2010 Olympics, including Canucks goaltender Roberto Luongo.

### JANUARY 11

**2011:** Henrik Sedin, Daniel Sedin and Ryan Kesler are named to the 2011 All-Star team. Ryan Kesler would go on to be announced as one of four assistant captains.

### JANUARY 12

**1996:** Bret Hedican appears at the NHL All-Star Game after completing one revolution of the ice surface in a time of 13:47.7 seconds at the Vancouver Canucks Super Skills competition on December 16th. Hedican places second behind Mike Gartner who finishes the lap in 13:38.6 seconds.

**2012:** Daniel Sedin records his 700th career point, becoming just the 10th Swedish born NHL player to reach this mark.

### JANUARY 13

**2000:** Mark Messier is named to the North American All-Star Team. It is the 14th time Messier has been named an All-Star.

**2004:** The Canucks win their eighth consecutive road game establishing a new club record. The previous record of five straight wins on the road had been accomplished five times.

### JANUARY 14

**1978:** Canucks iron man Don Lever plays in his 437th consecutive game, a club record, but suffers a broken cheekbone and misses the next five games.

### JANUARY 15

**2002:** Canucks officially change the name of their charitable arm from Canuck Foundation to the Canucks For Kids Fund.

### JANUARY 16

**2003:** Trevor Linden becomes only the second player in Canucks history to play 800 games in a Canucks uniform. Stan Smyl was the first.

### JANUARY 17

**2003:** Canucks Head Coach Marc Crawford becomes the team's all-time leader with his 143rd win behind the Canucks bench. He surpasses the record held by Harry Neale. Crawford finishes the 2002-03 season with 161 wins.

**2008:** Markus Naslund plays in his 1000th NHL game at Detroit, becoming the fifth Canuck and 226th player in League history to accomplish this feat.

### JANUARY 18

**1998:** The NHL All-Star Game is held in Vancouver for the first time since Jan. 25, 1977. The North American All-Stars defeat the World Team All-Stars 8-7. Mark Messier plays for North America and records a goal and an assist. Pavel Bure plays for the World Team and records an assist.

**2014:** Henrik Sedin's ironman streak comes to a conclusion against Calgary, having played 679 consecutive games. The streak began on March 21, 2004 and ranks as the sixth longest in NHL history.

### JANUARY 19

**1971:** Rookie defenceman Dale Tallon is the first player to represent Vancouver in the NHL All-Star Game, played at Boston Garden.

**1972:** Andre Boudrias becomes the first Canuck in history to reach 100 career points in a 6-1 win at Pittsburgh.

**1993:** Vancouver loses 5-2 to the defending Stanley Cup champion Pittsburgh Penguins, ending the club's 18-game home unbeaten streak.

### JANUARY 20

**1976:** Dennis Ververgaert represents Vancouver in the NHL All-Star Game, played in Philadelphia. He scores two goals ten seconds apart in the third period, to set an All-Star Game record.

**1995:** Canucks open their 25th season in the NHL with a 1-1 tie vs Dallas Stars at the Pacific Coliseum. The season was postponed until a new Collective Bargaining Agreement was reached. The CBA agreement was reached on January 13, 1995.

# ON THIS DAY IN CANUCKS HISTORY

## JANUARY 21

**1975:** Gary Smith becomes the first Canuck to be voted to the NHL All-Star Game, held in the Montreal Forum. Smith plays 30:43 for the Clarence Campbell Conference, backing up starter Bernie Parent. Defenceman Tracy Pratt also represents Vancouver in the Wales Conference 7-1 victory.

**2012:** Roberto Luongo registers his 212th win in his 364th game in a Canucks uniform, passing Kirk McLean (211 wins in 516 games) as the winningest goalie in franchise history.

## JANUARY 24

**1976:** Chris Oddleifson becomes the first Canuck to tally two short-handed goals in one game, scoring twice in the second period vs Toronto in a 5-5 tie.

**1999:** Head Coach Mike Keenan is relieved of his duties. Marc Crawford is hired as the 15th Canucks Head Coach in history.

**1999:** Mattias Ohlund and Markus Naslund play for the World All-Stars in the 1999 NHL All-Star Game in Tampa Bay, Florida. Ohlund records a goal and an assist while Naslund adds an assist. The North American All-Stars win the game 8-6 with Wayne Gretzky named MVP.

**2011:** Thomas Gradin is inducted into the Vancouver Canucks Ring of Honour. One of the first European players to dress for the Canucks, when Gradin left Vancouver after eight seasons he was the highest scoring centre in franchise history.

**2012:** Canucks for Kids Fund partners with Fraser Health, Provincial Health Services Authority and BC Children's Hospital Foundation to re-launch Mindcheck.ca

## JANUARY 25

**1977:** The NHL All-Star Game is played in Vancouver's Pacific Coliseum. Defenceman Harold Snepsts represents the Canucks. The Campbell Conference loses 4-3 to the Wales Conference.

## JANUARY 26

**2011:** Defenceman Lee Sweatt scores the game-winning goal on his first shot in his NHL debut with the Canucks. Sweatt was the fifth Canucks player to record the game-winner in his NHL debut with Vancouver.

## JANUARY 27

**1996:** The Canucks debut the 'Third Jersey' vs the New York Islanders in a 6-3 win at General Motors Place. The Canucks 'Third Jersey' colours are red, accented with yellow and black.

## JANUARY 28

**2002:** Markus Naslund records his second hat trick of the season, and takes over the NHL lead for points scored with 57. This marks the first time in club history that a Canucks player has led the League in scoring after January 1st.

## JANUARY 29

**1974:** For the first time, the Canucks have two representatives in the NHL All-Star Game, right winger Bobby Schumatz and defenceman Jocelyn Guevremont.

## JANUARY 30

**1992:** The Canucks defeat Chicago 4-1 at home to post the first winning record (7-3-1) in the month of January in club history.

**2010:** Alex Burrows sets a franchise record for most goals in the month of January with his 15th goal after scoring two goals against the Toronto Maple Leafs. During the month, he also recorded hat tricks in back-to-back games to become the third Canuck to accomplish the feat.

## JANUARY 31

**1978:** Rick Blight scores two goals as Canucks defeat Washington 4-2 for the franchise's 200th victory.

**2012:** Daniel Sedin registers his 10th career overtime goal, versus the Chicago Blackhawks, to set a franchise record for most overtime goals.

## FEBRUARY

### FEBRUARY 1

**1975:** Ken Lockett becomes the first Canucks goalie to surrender a penalty shot goal when Steve Atkinson of Washington beats him.

**2002:** Longtime Canucks P.A. Announcer and Canucks Alumni member John Ashbridge is presented with the NHL Alumni "7th Man Award." The presentation is made during the 52nd NHL All-Star Weekend, recognizing a member of the NHL Family who has contributed behind the scenes for a significant period of time.

### FEBRUARY 2

**2002:** For the second straight season, Ed Jovanovski and Markus Naslund represent the Canucks at the NHL All-Star game. Naslund scores the game-winning goal on his way to a three point night (2-1-3), while Jovanovski notches a goal for the North American Team.

**2003:** The Canucks are represented at the 53rd NHL All-Star Game in Florida by Markus Naslund, Todd Bertuzzi and Ed Jovanovski. The Canucks coaching staff of Marc Crawford, Jack McIlhargey and Mike Johnston also represent Vancouver. It is the largest Canucks representation at an NHL All-Star Game.

### FEBRUARY 3

**2006:** Head Coach Marc Crawford becomes the third youngest coach in NHL history to accumulate 400 wins after Vancouver celebrated a 3-1 victory against Calgary. Only Scotty Bowman (43 years, 148 days) and Glen Sather (44 years, 198 days) were younger than Marc Crawford (44 years, 335 days old) to reach the 400 win mark.

### FEBRUARY 4

**1978:** Murray Bannerman plays the third period of a 5-1 loss to Chicago and does not allow a goal. He remains the only Canuck goaltender who has never been scored on.

**2001:** Ed Jovanovski and Markus Naslund play in the 2001 NHL All-Star game in Colorado. Naslund is a member of the World Team and records a goal and an assist. Jovanovski notches an assist for the North American Team.

**2002:** Todd Bertuzzi ties the club record for consecutive games with a point. The 15-game streak ties Petr Nedved's mark set back in 1992/93 and equaled the longest streak in the NHL during the 2001/02 season. Bertuzzi records 19 points (7-12-19) during the 15 games.

**2011:** Daniel Sedin records the game-winning goal against the Chicago Blackhawks, his 50th career game-winning goal to pass Markus Naslund (49) as the all-time franchise leader in game-winning goals.

### FEBRUARY 6

**2004:** Longtime Canucks employee Norm Jewison is named the 2004 NHL Alumni "7th Man." The "7th Man Award" is awarded annually to a member of the NHL family who has contributed behind the scenes for a significant period of time. In Norm's case, he began working for the Vancouver Canucks prior to the 1977/78 season. He was formally presented his award at the NHL Alumni All-Star Awards Dinner in Minneapolis, Minnesota.

**2014:** Roberto Luongo and Montreal Canadiens forward Max Pacioretty made NHL history for the two fastest penalty shot attempts in a game (11:47 and 13:38 of the second period), both of which were stopped. It was the first time in NHL history a player had three penalty shots awarded in the same season against the same goaltender.

### FEBRUARY 7

**1996:** Dave Babych appears in his 1,000th NHL game. Babych joins Ryan Walter and Pit Martin as the only three players to appear in their 1,000th game in a Canucks uniform. Babych becomes the 109th player in NHL history to play in 1,000 regular season NHL games.

### FEBRUARY 8

**2001:** The Canucks and the San Jose Sharks play to the first scoreless draw in Vancouver. The game marks the third time in Canucks history they have played to a zero-zero tie.

## FEBRUARY 9

**1971:** Rosaire Paiement sets a club record with four goals against Buffalo in a 6-3 victory.

## FEBRUARY 10

**1981:** Winger Tiger Williams and defenceman Kevin McCarthy are both voted to the Campbell Conference Team for the NHL All-Star Game held at the Los Angeles Forum.

## FEBRUARY 11

**1982:** NHL history is made when referee Kerry Fraser awards Vancouver two penalty shots in the same period. Thomas Gradin and Ivan Hlinka both convert their opportunities on Detroit goaltender Gilles Gilbert. Hlinka's shot comes with 30 seconds remaining in the third period and gives the Canucks a 4-4 tie.

## FEBRUARY 12

**2011:** The Vancouver Canucks set a new franchise record going eight consecutive games without allowing a power play goal, stopping 35 consecutive power play opportunities, Jan. 24-Feb. 12/11. The previous club record of seven games was set in 1980.81, Jan.6-20/81.

## FEBRUARY 13

**1998:** Mattias Ohlund (Sweden), Jyrki Lumme (Finland) and Pavel Bure (Russia) become the first Canucks players to play in the Olympic Games during the season. The NHL closes for a two week "Winter Break" to allow NHL players to play in Nagano, Japan. Bure won a silver medal and Lumme won a bronze.

## FEBRUARY 15

**2013:** Henrik Sedin surpasses former captain Markus Naslund to become the new franchise scoring leader. With two points (0-2-2) against the Dallas Stars, Henrik collected his 757th career point (171-586-757) passing Naslund at 756 points (346-410-756).

## FEBRUARY 16

**1971:** Rosaire Paiement becomes the first Canuck to earn five points in a game with three goals and two assists in a 5-4 victory over the defending Stanley Cup champion Boston Bruins. Andre Boudrias becomes the first Vancouver player to score 20 goals, followed by Paiement, who tallies his 20th later that same period.

**2004:** Trevor Linden becomes the Canucks all-time leader in games played after recording his 897th game in a Canucks uniform. The record of 896 had been held by Stan Smyl since 1990.91. Linden finished the 2003.04 season having played in 919 games with Vancouver.

## FEBRUARY 18

**2007:** Trevor Linden plays his 1,300th career NHL game versus Colorado. In 1,300 games played the Canucks veteran recorded 364 goals, 482 assists and 846 points.

## FEBRUARY 22

**1981:** Dennis Kearns retires as the Canucks all-time leader in games played (677) and the all-time leading scorer among Canuck defence-men with 321 points.

## FEBRUARY 23

**2001:** The Canucks travel to Belleville, Ontario, from Toronto by train and participate in an outdoor game of shinny. The game is versus the Belleville Bobcats, a minor hockey team that Marc Crawford played for growing up.

**2003:** Markus Naslund scores his 40th goal of the season, becoming the first player in Canucks history with 40 or more goals in three straight seasons. Also, in the same game, Dan Cloutier wins his 30th game of the season, becoming the first goaltender in Canucks history to post back-to-back 30 (plus) win seasons.

## FEBRUARY 24

**2002:** Ed Jovanovski and Canucks Vice President of Player Personnel Steve Tambellini help Team Canada win its first Olympic Gold Medal in Ice Hockey in 50 years. The Canucks hold an open practice and show the Gold Medal broadcast before more than 9,000 fans, the largest single gathering in Canada for the game.

## FEBRUARY 25

**1971:** Canucks are victimized by the Boston Bruins, who score three goals in an NHL record 20 seconds.

**2003:** Canucks defeat Atlanta 8-0 to extend their club record unbeaten streak to 14 games. The streak consists of 10 wins and four ties, including a 5-0-2 record at both home and on the road.

## FEBRUARY 27

**1985:** Stan Smyl scores his 187th career goal to pass Don Lever as the Canucks all-time leading goal scorer. Vancouver loses 11-5 in Detroit.

**1996:** Trevor Linden passes Don Lever's team record of 437 consecutive games played vs Pittsburgh in a 4-7 loss. Linden had not missed one NHL regular season game since October 4, 1990.

**1997:** Martin Gelin becomes the ninth player in Canucks history to record four goals in a single game. Gelin recorded the goals in Vancouver vs the Phoenix Coyotes. The previous Canucks player to score four goals in a single game was Pavel Bure on October 12, 1992 vs Winnipeg.

## FEBRUARY 28

**1986:** Richard Brodeur becomes the first Canuck netminder to register 100 career wins in a 3-1 victory vs Philadelphia.

## FEBRUARY 29

**1984:** Patrik Sundstrom collects a goal and six assists for a seven point night, setting new team records for assists and points in one game, as the Canucks win 9-5 in Pittsburgh. Sundstrom becomes only the third player in NHL history to earn six assists in a road game, after Detroit's Billy Taylor (7 in 1947 vs Chicago) and Boston's Bobby Orr (6 in 1973 vs Vancouver).

**1996:** Alexander Mogilny records his 50th goal of the season vs the St. Louis Blues at General Motors Place. Mogilny joins Pavel Bure (60 goals in 1992.93, 1993.94) as the only two Canucks to score 50 goals in a single NHL season. Mogilny finishes the season with 55 goals, 52 assists in 79 games played.

**1996:** Alexander Mogilny becomes the fourth player in NHL history to score 50 goals with two NHL teams (Buffalo/Vancouver). Pierre Larouche (Pittsburgh/Montreal), Wayne Gretzky (Edmonton/Los Angeles) and Pat LaFontaine (New York Islanders/Buffalo) are the other three.

## MARCH

### MARCH 1

**1993:** Pavel Bure scores his 50th goal against Grant Fuhr of the Buffalo Sabres in a neutral site game at Hamilton's Copps Coliseum. It is Bure's 63rd game. Dixon Ward and Robert Dirk assist on the historic goal. Canucks win 5-2.

### MARCH 2

**2000:** Mark Messier records a point, giving him 1,700 for his career. Messier becomes only the fourth player in NHL history to record 1,700 points.

**2014:** The Canucks host the 2014 Heritage Classic against the Ottawa Senators at B.C. Place Stadium. 55,000 people were in attendance, making it the most attended game in franchise history.

### MARCH 5

**2011:** Roberto Luongo becomes the 25th goaltender in League history to reach the 300-win milestone with a victory over Los Angeles. He is the sixth youngest goaltender and the 16th fastest to reach the 300-win mark. He finished the season with 38 wins reaching 30+ wins in six consecutive seasons.

# ON THIS DAY IN CANUCKS HISTORY

## MARCH 8

**1985:** Thomas Gradin scores the 500th point of his NHL career, becoming first Canuck to reach the milestone. Vancouver defeats Los Angeles 4-3.

**2004:** Trevor Linden records two assists to become the Canucks all-time leader in points scored by notching his 673rd point. Linden finishes the season with 680 points, surpassing the long standing club record previously held by Stan Smyl (672).

## MARCH 9

**1973:** Andre Boudrias scores on Roger Crozier in the first penalty shot awarded to a Vancouver player. The Canucks defeat Buffalo 5-2.

**2007:** Roberto Luongo posts his 39th win of the season in San Jose setting a new franchise record for wins by a Vancouver goaltender in a single season.

**2010:** Roberto Luongo appears in his 600th game, becoming the fourth youngest goaltender in League history to do so and only the 37th goalie in League history.

## MARCH 10

**2001:** Markus Naslund scores his 39th goal to become the highest scoring Canucks captain in a single season. Stan Smyl recorded 38 goals in 1982-83.

**2005:** The National Hockey League's Board of Governors approves the 50 per cent acquisition of the Vancouver Canucks to the Aquilini Investment Group.

**2007:** Mattias Ohlund collected his 300th career point with an assist vs the Kings on March 10th at the Staples Center in Los Angeles.

**2010:** Daniel and Henrik Sedin, along with their wives, donate \$1.5 million to BC Children's Hospital.

## MARCH 12

**2002:** Artem Chubarov becomes the first player in NHL history to have his first four career goals all be game-winners. Nine players previously held the record with three game-winners to begin a career.

**2011:** The Canucks defeat Calgary to sweep a five-game road trip from March 5-12, 2011 for the first time since January of the 1991-92 season.

**2014:** Henrik Sedin becomes the first player in franchise history to play 1000 games, all in a Canucks uniform.

## MARCH 13

**1976:** Vancouver plays its only penalty-free contest as neither the Canucks nor New York Rangers are assessed any penalties by referee Lloyd Gilmour. Canucks lose 7-3 to the Rangers.

**2007:** Canucks centre, Brendan Morrison plays his 500th consecutive NHL game. By the end of the season, Morrison played 512 consecutive games and held the League iron man record.

## MARCH 14

**1973:** Dunc Wilson collects the first assist awarded to a Canuck goalie on a goal by Andre Boudrias. The goal marks the sixth straight game Boudrias has scored, setting a club record. Vancouver defeats California Seals 5-2.

**1995:** Kirk McLean appears in his 378th game as a Vancouver Canuck passing Richard Brodeur's record of 377 games played as a Canucks goaltender.

**2006:** The Vancouver Canucks and CHUM Radio announce TEAM 1040 as the exclusive radio carrier of Canucks games for six seasons, beginning in 2006-07.

**2011:** With a win over Minnesota on the team's 71st game of the season, the Canucks set a franchise record for the fastest the club has reached 100 (or more) points. The previous record was set in the 77th game of the 2006-07 season.

**2012:** Henrik Sedin recorded his 734th career point, moving past Trevor Linden to rank second overall in franchise history for scoring.

**2013:** The NHL approves the realignment of NHL clubs condensing six divisions into four. The Vancouver Canucks are placed in a division with the Anaheim Ducks, Calgary Flames, Edmonton Oilers, Los Angeles Kings, Phoenix Coyotes and San Jose Sharks.

**2013:** Alain Vigneault records his 300th win as a Canucks coach with a 7-4 victory over the Nashville Predators. He becomes the only coach in franchise history to reach this milestone.

## MARCH 16

**2010:** Henrik Sedin becomes the all-time leader in assists, registering his 416th assist as a Canuck and passing Trevor Linden. Henrik would finish the season with 83 assists for a career total of 434.

**2011:** Vancouver defeats Colorado to secure their third consecutive Northwest Division Title.

**2011:** Alain Vigneault coaches his 400th regular season game with Vancouver, a record only Marc Crawford (529) has surpassed in his time with Vancouver. Since joining Vancouver in 2006-07, Vigneault had led the Canucks to four Northwest Division championships and established the franchise's highest winning percentage (.623), reaching a then franchise record 105 points in his first season.

**2013:** Alex Burrows scores the fastest game-opening goal in Canucks History at 0:06 of the first period against the Detroit Red Wings. Burrows' six second marker was the fourth fastest in League history and broke the previous franchise record of nine seconds set in 1994 (Trevor Linden).

**2013:** The Canucks wear redesigned maroon Vancouver Millionaires jerseys versus the Detroit Red Wings to celebrate a century of hockey in Vancouver.

## MARCH 19

**1971:** Rosaire Paiement scores his 30th goal of the season, becoming the first Canuck ever to reach that mark. Vancouver defeats Pittsburgh 6-4.

## MARCH 20

**1993:** Ryan Walter plays in his 1,000th NHL game against the New York Islanders at the Pacific Coliseum.

**2000:** Markus Naslund is named NHL Player of the Week. In three games, Naslund has three goals and five assists.

## MARCH 21

**2001:** Markus Naslund and Mattias Ohlund are named to the 2002 Swedish Men's Olympic Hockey Team.

**2005:** Canucks Vice-President and Assistant General Manager Steve Tambellini is appointed as Team Canada's General Manager for the 2005 IIHF Men's World Hockey Championship in Austria, April 30 to May 15, 2005. Tambellini's appointment as GM marks the eighth time that he has represented Canada in either an executive position or as a player.

**2011:** Canucks Sports & Entertainment becomes one of six founding members of the Green Sports Alliance. Donating leftover food from game nights to the Vancouver Food Bank and installing hardware to conserve water usage are just some of the steps taken as part of their ongoing environmental initiatives.

## MARCH 22

**1988:** Stan Smyl becomes the first Canuck to play in 800 regular season games. Vancouver loses a 5-3 decision in Toronto.

## MARCH 23

**1984:** Tony Tanti scores his 43rd and 44th goals of the year, including one in overtime in a 4-3 win over Winnipeg, to set a record for goals in a season.

**1994:** Pavel Bure scores his 50th goal on an empty net vs the LA Kings.

**1996:** The Canucks pass a season high attendance record on March 23rd vs Calgary. Vancouver recorded 28 sellout games at General Motors Place with a total of 729,629 people attending home games. An average of 17,795 people per game.

## MARCH 24

**1992:** Kirk McLean backstops the Canucks to a 4-2 win at Minnesota, earning his club record 38th win.

## MARCH 25

**1973:** Don Tannahill scores his second NHL hat trick in a 7-4 Canuck victory over Toronto. He is the first Canucks rookie to register 20 goals, finishing the season with 22.

**1996:** Alexander Mogilyev records his 100th point of the season vs Los Angeles by assisting on Cliff Ronning's goal in the first period. Mogilyev becomes the second Canuck to record 100 points in a season. Pavel Bure records 107 points (60-47-107) during the 1993-94 season and 110 points (60-50-110) during the 1992-93 season.

**2011:** Vancouver defeats Atlanta to earn 107 points on the season, setting a new franchise record. Vancouver would finish the season with a franchise best 117 points.

## MARCH 26

**1997:** Gino Odjick passes his previous record and Canucks record of 370 penalty minutes in a single season (1992-93) by recording his 371st penalty minute (fighting) in a game vs. the Anaheim Mighty Ducks. Odjick's 371 penalty minutes makes him the NHL's most penalized player during the 1996-97 season.

**2002:** Trevor Linden plays the 1,000th game of his NHL career. Through his first 1,000 games, Linden played 758 games for Vancouver, 107 with the New York Islanders, 107 with Montreal and 28 with Washington. Linden becomes the fourth player to reach the milestone while with Vancouver (Dave Babych, Ryan Walter, Pit Martin).

**2002:** Goaltender Dan Cloutier sets a new club record with his seventh shutout of the season, posting a 4-0 win over the Los Angeles Kings.

## MARCH 27

**1982:** Coach Harry Neale is handed a 10-game suspension by the NHL for his involvement in an altercation with the crowd in Canucks March 20th game in Quebec City. Defenceman Doug Halward is given a seven game suspension. Roger Neilson takes over as coach and Canucks win 7-2 over Calgary.

**1999:** Adrian Aucoin scores two goals (20th & 21st of the season) vs Montreal to break the Canucks record of most goals by a defenceman in a single season. The previous record was set by Doug Halward who scored 19 goals in the 1982-83 season.

**2000:** Canucks defenceman Mattias Ohlund is nominated for the Bill Masterton Memorial Trophy. The award, voted on by the Professional Hockey Writers Association, is for sportsmanship, perseverance and dedication to hockey.

**2003:** Markus Naslund records his 100th point of the season, becoming only the third player in team history to reach the 100 point mark (Bure, Mogilny). Naslund finished the year with 104 points.

**2004:** Marc Crawford becomes the first coach in Canucks history to win at least 200 games. The club's all-time leader in wins, Crawford, reaches the milestone when Vancouver defeated the Dallas Stars 3-2 in overtime.

**2011:** Vancouver defeats Columbus to earn their 50th win of the regular season for the first time in franchise history.

## MARCH 28

**1971:** Vancouver sets a club record with 11 goals in an 11-5 win over the California Seals.

**1996:** Pat Quinn takes over as Head Coach of the Vancouver Canucks, replacing Rick Ley who was hired as Head Coach on August 10, 1994.

## MARCH 29

**1983:** Stan Smyl scores two goals and establishes a new club record with 88 points in one season, as Canucks lose 7-4 to Edmonton. Darcy Rota collects two assists and establishes a club record 14-game point streak.

**2003:** Canucks establish a new club record with 103 points, eclipsing the previous record of 101 set in 1992-93. The club finishes the season with 104 points. With the 5-1 road win at Los Angeles, the Canucks also establish a new team record for road wins with 23.

**2006:** The Canucks record their 40th win of the 2005-06 season at home versus the Wild. The win represents the fourth consecutive 40 (plus) win season and the seventh overall in club history.

**2011:** Vancouver defeats Nashville to establish a franchise best nine game road winning streak. The streak started March 5 with a victory over the LA Kings.

## MARCH 30

**1984:** Patrik Sundstrom earns two points to set a club record for points in a season (91) in a 3-3 tie with Minnesota. Tony Tanti scores his 45th goal of the year, also a club record.

## MARCH 31

**2011:** Vancouver defeats the Los Angeles Kings to secure the franchise's first Presidents' Trophy as the NHL team with the most points in the regular season. The win also established a franchise record for the best winning record in the month of March. Vancouver finished 13-2-0 in March.

## APRIL

### APRIL 1

**1989:** Trevor Linden becomes the first Canucks rookie to score 30 goals in a season. Vancouver loses 6-4 in L.A.

**1993:** Pavel Bure scores a third period goal against goaltender Pat Jablonski of Tampa Bay, becoming the first Canucks player to reach the 100 point mark. Canucks win 5-3. He finishes the season with a club record 110 points.

### APRIL 2

**1975:** Ken Lockett becomes first Canucks netminder to register consecutive shutouts as Vancouver earns its team-record eighth shutout of the season, 4-0 over California.

**1993:** Frank Griffiths is named to the Hockey Hall of Fame in the Builders' Category.

### APRIL 3

**1999:** Adrian Aucoin scores his 18th power play goal of the season. With the goal, Aucoin ties a NHL record for most power play goals by a defenceman in a season with 18. Denis Potvin also had 18 power play goals for the New York Islanders in 1975-76.

**2004:** The Canucks won the Northwest Division title for the first time in 11 years with a 5-2 win versus the Edmonton Oilers. They finished the season with 101 points, tying the second highest total in club history. It marked the fourth time in club history that they have won a division title.

**2004:** Vancouver plays its final regular season game of the 2003-04 season before a sold-out General Motors Place. The Canucks sell-out every regular season home game for the first time in club history.

### APRIL 4

**1994:** Pavel Bure is named NHL Player of the Month for March after scoring 19-11-30 in 16 games. It is the second highest point total in any one month in Canucks history. Bure joins goaltender Kirk McLean as the only Vancouver player to receive the award.

### APRIL 5

**1980:** Thomas Gradin ties club mark for most goals by a centre with his 30th goal in the season finale. Stan Smyl becomes only NHL player to lead his team in goals (31), assists (47), points (78) and penalty minutes (204) in one year.

### APRIL 6

**1979:** Ron Sedlbauer finishes the season as the first 40-goal scorer in club history.

**2013:** Henrik Sedin records his 600th assist against the Calgary Flames on April 6, 2013, becoming the 76th player in League history to do so.

**2013:** Alain Vigneault coaches his 530th game for the Canucks, passing Marc Crawford for most games coached in franchise history.

### APRIL 7

**1993:** Kirk McLean backstops Vancouver to a 5-4 overtime win over Edmonton, earning his club record 127th career victory, passing Richard Brodeur.

**1994:** Chairman and team owner Frank A. Griffiths passes away after a lengthy illness. In his memory, the players wear a patch on their uniform with the inscription "2 points F.G." Mr. Griffiths' signature phrase.

**2007:** Vancouver establishes a new franchise record with their 49th win of the season at San Jose. The win also secures the highest point total in club history (105) and clinches first place honours in the Northwest Division.

**2007:** Roberto Luongo sets a new career-high 47 wins in 76 games played. The career best season ranks tied for second all-time in the NHL alongside Bernie Parent's record set in 1973-74.

**2011:** Canucks unveil permanent outdoor bronze statue of former assistant coach Roger Neilson, who coached the Canucks from 1982-84. Neilson is pictured holding a hockey stick with a towel on the end, immortalizing the origin of "towel power", a tradition adopted by sports fans around the world.

**2012:** Canucks secure a second consecutive Presidents' Trophy with a victory over the Edmonton Oilers to finish the 2011-12 season with a League best 111 points.



# ON THIS DAY IN CANUCKS HISTORY

## APRIL 8

**1982:** Tiger Williams scores at 14:20 of overtime to give Vancouver its first playoff overtime win, 2-1 over Calgary.

## APRIL 9

**1989:** Vancouver evens its playoff series with Calgary at two games each, following a 5-3 win at home. Trevor Linden sets a new club record with four points in a game, scoring 1-3-4. The Canucks also set a new team playoff mark with four power play goals.

**2014:** Trevor Linden is named as the club's new President, Hockey Operations.

## APRIL 10

**1982:** The Canucks win a playoff series for the first time, sweeping the Flames in three straight as Vancouver wins 3-1 in Calgary. Richard Brodeur was brilliant, forging a 1.55 average in the three games, stopping 103 of 108 shots in the series.

## APRIL 11

**1993:** Pavel Bure scores his 60th goal in a 6-3 win over Calgary at the Pacific Coliseum.

**2010:** Henrik Sedin becomes the first player in franchise history to capture the Art Ross Trophy as the NHL leading scorer. He sets franchise records in points (112) and assists (83) in the process.

## APRIL 12

**1999:** Garth Snow and the Canucks shutout the Calgary Flames 2-0 at the Saddledome in Calgary. The shutout is Snow's sixth of the season, which ties a club record for most shutouts in a single season. Snow ties Gary Smith's team record as Smith recorded six shutouts in the 1974-75 campaign.

## APRIL 13

**1975:** Following a first-round bye for finishing first in the Smythe Division, the Canucks appear in their first playoff game, a 6-2 loss to the Canadiens in the Montreal Forum.

**1989:** Vancouver, playing in the sixth game of a playoff series for the first time in franchise history, forces a seventh and deciding game with a 6-3 home ice win over the Flames. The Canucks explode for four second period goals, setting club playoff records for fastest two goals (0:15) and fastest three goals (2:18).

**1994:** Pavel Bure scores his 60th goal of the season becoming just the eighth player in NHL history to twice score 60 or more goals in a season.

**2002:** Canucks finish the regular season with 254 goals, to lead the NHL in goal scoring for the first time in franchise history.

**2006:** Trevor Linden plays in his 1,000th career game in a Canucks uniform, making him the first player in franchise to reach this milestone.

**2014:** Pat Quinn becomes the fifth member of the Canucks Ring of Honour.

## APRIL 14

**1999:** Mark Messier records one assist in a game at home versus the Calgary Flames. With the assist, he passes Gordie Howe for fourth on the all-time career NHL assist list with 1,050.

**2000:** Adrian Aucoin, Ed Jovanovski, Andrew Cassels, Brendan Morrison and Todd Bertuzzi are all named to represent Team Canada at the World Hockey Championships in Russia. Peter Schaefer also represents Canada in the tournament.

## APRIL 15

**1975:** Garry Monahan scores the game-winner as the Canucks record their first playoff win, 2-1 over Montreal in the Forum.

**1993:** Vancouver comes from behind to defeat Los Angeles 8-6, breaking the 100 point barrier for the first time. Vancouver finishes with 101 points and a record 46 wins.

**2006:** In the last regular season home game of the season, the Canucks defeat the Colorado Avalanche 4-3 in overtime in front of a capacity crowd. This marks the 127th consecutive sell-out and the second straight season in which all 41 regular season home games were sold-out.

## APRIL 16

**1992:** The Canucks close out the 1991-92 regular season with a 4-4 tie against Calgary, setting franchise records for points (96) and wins (42).

## APRIL 17

**1975:** Vancouver's first ever home playoff game was a 4-1 loss to Montreal. John Gould scored the first playoff goal by a Canuck in the Pacific Coliseum.

## APRIL 18

**1992:** Pavel Bure is named NHL Rookie-of-the-Month for March/April.

**2013:** The American Hockey League (AHL) Board of Governors approves the purchase of the Peoria Rivermen franchise by Canucks Sports and Entertainment from the St. Louis Blues.

## APRIL 19

**1975:** Canucks are shutout in the playoffs for the first time, 4-0 at home to Montreal. Ken Dryden earned the shutout.

## APRIL 21

**1982:** Vancouver eliminates Los Angeles from the playoffs with a 5-2 home ice win, taking the series 4-1. Darcy Rota ties club playoff mark for goals in a series (4). Stan Smyl sets new records for assists (5) and points in a series (7). Smyl also earns points in a team record sixth straight playoff game (2-6-8).

## APRIL 22

**1975:** Canucks participate in their first playoff overtime game, losing 5-4 to Montreal. Guy Lafleur, with his third game-winning goal of the series, scores the winner at 17:06 of overtime.

**2013:** Daniel Sedin moves into second in franchise scoring behind his brother Henrik, surpassing former captain Markus Naslund. With two points (2-0-2) against the Chicago Blackhawks, Daniel collected his 758th point (291-467-758) in 905 games, passing Naslund at 756 points (346-410-756).

## APRIL 23

**2008:** Canucks name Michael D. Gillis the tenth General Manager in club history. Gillis previously served as a NHL player representative for 15 years.

**2010:** Mikael Samuelsson ties a franchise record for most goals recorded in a playoff series with his seventh goal in Game 5 versus the Los Angeles Kings. His seven goals would lead the League in postseason scoring through the first round.

## APRIL 25

**2006:** Canucks relieve Head Coach Marc Crawford of his coaching duties.

## APRIL 26

**2011:** With an overtime goal vs Chicago, Alex Burrows becomes the 14th player in League history and second in franchise history to net two or more series-winning goals in overtime.

## APRIL 27

**1982:** Vancouver takes the opening game of the Campbell Conference championship, defeating Chicago 2-1 in Chicago Stadium. Jim Nil scores the winning goal at 28:58 of overtime in the longest game in Canuck history. Richard Brodeur stopped 46 of 47 shots by Chicago, while Canucks had 41 shots against Tony Esposito.

## APRIL 30

**1994:** Pavel Bure scores at 2:20 of the second overtime period to give Vancouver a 4-3 win over Calgary and the club's third straight overtime win in a come-from-behind seven game playoff series. It is Vancouver's first seven game playoff series win.

## MAY

### MAY 1

**1982:** History is made when Vancouver plays its first game in the month of May. Canucks defeat Chicago 4-3.

**2014:** Canucks relieve Head Coach John Tortorella and Assistant Coach Mike Sullivan of their coaching duties.

### MAY 4

**2001:** Goaltender Dan Cloutier is added to Team Canada's World Championship Roster.

### MAY 5

**2014:** Nicklas Jensen and Jannik Hansen are named to Team Denmark at the World Championships.

### MAY 6

**1982:** Vancouver scores a team playoff record six goals to beat Chicago 6-2, eliminating the Blackhawks 4-1. Canucks are presented with the Clarence Campbell Trophy.

**2004:** David Nonis is promoted to the position of Senior Vice-President and General Manager assuming responsibility for the leadership of the team. In his first act as General Manager, Nonis appoints Steve Tambellini to the position of Vice President and Assistant General Manager.

### MAY 7

**1995:** The Canucks make their fifth straight playoff appearance with a 2-1 loss vs. St. Louis. The Canucks went on to defeat the Blues four games to three.

### MAY 8

**1982:** Canucks make their first ever appearance in the Stanley Cup Final in Long Island. Vancouver loses 6-5 in overtime to the Islanders, as Mike Bossy scores at 19:58 of OT. Thomas Gradin ties club mark with two goals and an assist.

**2014:** Kevin Bieksa, Alex Burrows and Jason Garrison are named to Team Canada at the World Championships. Bieksa is named captain of Team Canada.

### MAY 14

**1973:** Canucks trade their original first round draft pick (1970) Dale Tallon to Chicago for goaltender Gary Smith and defenceman Jerry Korab.

### MAY 15

**1995:** In Game Five of their Conference Quarterfinal series versus the St. Louis Blues, the Canucks tally two shorthanded goals 17 seconds into the second period. They would go on to win 6-5 and set an NHL playoff record for the fastest two shorthanded goals by one team. The Canucks pass the old mark of 0:24 set by the 1978 Montreal Canadiens versus Detroit on April 23, 1978. Christian Ruutu scores at 4:31 of the second period, followed by Geoff Courtinall at 4:48.

### MAY 16

**2000:** The Canucks are nominated for the World Sports Humanitarian Hall of Fame's Pro Team Community Award.

### MAY 17

**2012:** Canucks Sports & Entertainment announces promotional partnership with Nationwide Tour golfer Adam Hadwin. As part of the partnership, Hadwin will participate in signature Canucks For Kids Fund events and will display the Vancouver Canucks primary logo on his apparel while on tour and in other sanctioned PGA events.

## MAY 22

**1970:** Vancouver is awarded a National Hockey League franchise.

**1994:** Kirk McLean records his second consecutive playoff shutout over the Toronto Maple Leafs. McLean blanks the Leafs 4-0 in Game 3 and 2-0 in Game 4, both at the Pacific Coliseum. The shutouts give McLean four in the playoffs, equaling an NHL record.

**2001:** President and General Manager Brian Burke is named the "Executive of the Year" by The Sporting News.

**2011:** Henrik Sedin notches four assists in a playoff game, surpassing the previous club record of three and also establishes the franchise record for most assists (19) in a playoff year, surpassing the previous record of 15 held by Pavel Bure in 1994 and most assists in a playoff series (11) surpassing the previous mark of eight recorded by Alex Mogilny in 1996 vs Colorado. Henrik had 19 assists at the conclusion of the playoffs.

**2011:** The Vancouver Canucks establish a franchise record for the fastest three goals to be scored in a playoff game separated by 1:55 (Ryan Kesler 9:16 and Sami Salo 10:55 and 11:11, 2nd period). The previous mark was 2:18 established on Apr. 13/89 vs CGY (Jim Sandlak 17:26, Rich Sutter 19:29 and Garth Butcher 19:44, 2nd period).

**2013:** Canucks relieve Head Coach Alain Vigneault of his coaching duties.

## MAY 23

**2014:** Jim Benning is introduced as the Canucks 11th General Manager in club history.

## MAY 27

**1992:** Ryan Walter is named the Bud Light/NHL Man-of-the-Year for his work within the community.

## JUNE

### JUNE 1

**2011:** The Canucks enter Game 1 of the Stanley Cup Final for the third time in franchise history.

### JUNE 2

**1994:** Vancouver plays hockey in the month of June for the first time in Game 2 of the Stanley Cup Final. NY Rangers win 3-1 at Madison Square Gardens. Pavel Bure has his 16 game point streak, two games shy of the NHL record, snapped.

### JUNE 3

**1997:** The Vancouver Canucks unveil a new logo, uniform and team colours to the city of Vancouver in a day-long event which started with players appearing all over the city and was highlighted by a kick off rally at the Vancouver Art Gallery.

### JUNE 4

**1996:** Tom Renney is hired as Head Coach of the Vancouver Canucks becoming the 13th head coach in Canucks history.

**2001:** Canucks unveil their new mascot at Canuck Place. The new mascot, an orca whale, was later named Fin through a contest.

**2011:** Vancouver Canucks Mascot Fin celebrates his 10th birthday. Fin has made almost 1,350 appearances in the community and has reached out to approximately 60,000 students with his Fin's Friends program over the last five years.

### JUNE 5

**2001:** The Canucks reach a new five-year deal with the Manitoba Moose of the AHL, to be the club's new farm team.

### JUNE 7

**1989:** The Canucks have three finalists for the NHL's major trophies for the first time in club history. At the awards presentation ceremonies, Trevor Linden finishes second in Calder Trophy voting, Bob McCammon is runner-up for the Jack Adams Trophy and Kirk McLean is third in voting for the Vezina Trophy.

# ON THIS DAY IN CANUCKS HISTORY

## JUNE 8

**1989:** Trevor Linden is named The Hockey News Rookie-of-the-Year, as selected via fan balloting.

## JUNE 10

**1970:** Vancouver makes defenceman Gary Doak (from Boston) its first selection in the NHL expansion draft. Other top selections were, in order: Orland Kurtenbach, Ray Cullen, Pat Quinn and Rosaire Paiement.

## JUNE 11

**1970:** Canucks make defenceman Dale Tallon of Toronto Marlboros their first selection in the Amateur Draft, behind Buffalo's choice of Gilbert Perreault.

**2008:** Trevor Linden announces his retirement after 19 NHL seasons, recording 867 points (375-492-867) in 1382 regular season games with the Canucks, Montreal Canadiens, New York Islanders and Washington Capitals. In 1991/92, Linden is named Canucks captain, becoming the youngest captain in the NHL at 21 and served in this position for seven seasons. Linden also played in 124 Stanley Cup Playoff games, recording 99 points (34-65-99) and 104 penalty minutes. Of his 124 playoff games, 118 came in a Canucks uniform, highlighted by his 25 points (12-13-25) in 24 games during the Canucks 1994 Stanley Cup run that concluded in a Game 7 versus the New York Rangers. Linden played in his final game on April 5, 2008 versus the Calgary Flames.

## JUNE 12

**2003:** The National Hockey League Players' Association announce that Markus Naslund is the recipient of the 2003 Lester B. Pearson Award for most outstanding player during the NHL regular season, as voted by members of the NHLPA. Senator Frank Mahovlich, member of the Hockey Hall of Fame and Honorable member of the Canadian Senate, presented the award to Naslund in a ceremony hosted by John Davidson at the Hockey Hall of Fame.

## JUNE 14

**1994:** Kirk McLean sets an NHL record for minutes played in the playoffs (1,544) but the Canucks lose Game 7 of the Stanley Cup Final 3-2 to the NY Rangers.

**2007:** Canucks Head Coach, Alain Vigneault is named winner of the Jack Adams Award at the 2007 NHL Awards Show in Toronto. Vigneault earns Coach of the Year honours after leading Vancouver to a franchise record 49 wins and season-high 105 points. Vigneault was a finalist for the Jack Adams Award while serving as Head Coach of the Montreal Canadiens in the 1999/00 season.

**2013:** Vancouver Canucks and Utica Comets announce that they have agreed to a new affiliate agreement in the American Hockey League. The Canucks previously purchased the Peoria Rivermen and moved the team to Utica, NY, as part of the agreement.

## JUNE 16

**1992:** Pavel Bure receives the Calder Trophy as the League's top rookie, becoming the first Vancouver player to win a post-season award. Head Coach Pat Quinn captures the Jack Adams trophy as NHL Coach of the Year, the first coach to win the award with two different teams. Quinn also receives Coach of the Year honours by the Sporting News and the Hockey News. Goaltender Kirk McLean is voted a Second Team All-Star, the first Canucks to earn All-Star status.

**1994:** Pavel Bure is selected the NHL's First Team All-Star Right Winger. He is the first Canuck to achieve the honor. It is the same day he signs a multi-year contract with the Canucks that makes him the highest paid player in franchise history.

## JUNE 18

**1996:** Goaltender Corey Hirsch is named to the NHL All-Rookie Team. Hirsch finishes the season with a 2.93 GAA after appearing in 41 games for a record of 17-14-6.

**1999:** The Canucks announce Jack McIlhargey and Mike Johnston as Assistant Coaches of the club, joining Head Coach Marc Crawford. The team also announces Stan Smyl as the new Head Coach of the Syracuse Crunch, Vancouver's top minor-league affiliate.

## JUNE 19

**2000:** The Canucks reach a deal with the Kansas City Blades of the IHL, to be the team's new farm team.

## JUNE 20

**2006:** Alain Vigneault is named the 16th Head Coach in Vancouver Canucks history.

## JUNE 21

**2010:** Canucks name Claude Noel as new head coach of AHL affiliate, the Manitoba Moose.

## JUNE 22

**1998:** Brian Burke is hired as President and General Manager of the Vancouver Canucks.

**2007:** Aquilini Investment Group complete the purchase of the Vancouver Canucks after acquiring the 50 percent interest of former partner, John McCaw, becoming the first local ownership group of the franchise in more than a decade.

**2011:** Canucks centre Ryan Kesler is awarded the Frank Selke Trophy as "the forward who best excels in the defensive aspects of the game" for the first time in franchise history.

**2011:** Daniel Sedin is named recipient of Ted Lindsay Award as the "most outstanding player" in the NHL as voted by fellow members of the NHLPA.

**2011:** Daniel Sedin becomes the second player in franchise history to claim the Art Ross Trophy. With twin brother Henrik claiming the award in 2009/10, this marks the first time in League history that brothers have won scoring titles in consecutive seasons.

**2011:** Roberto Luongo and Cory Schneider win the Jennings Trophy presented "to the goalkeeper(s) having played a minimum of 25 games for the team with the fewest goals scored against".

**2011:** Canucks President & General Manager Michael D. Gillis is named General Manager of the Year.

**2011:** Daniel and Henrik Sedin named to the NHL First All-Star Team. This is the first time brothers have been voted to the team since Hockey Hall of Famers Phil and Tony Esposito took First Team honours in 1969/70.

## JUNE 23

**2014:** Willie Desjardins is named the 18th Head Coach in club history.

## JUNE 25

**2009:** Canucks Equipment Manager Pat O'Neill and Head Athletic Trainer Mike Burnstein are added to the Team Canada support staff for the 2010 Winter Olympics in Vancouver.

**2013:** John Tortorella is named the 17th Head Coach in Canucks history.

## JUNE 26

**1999:** The Canucks make three trades on the morning of the NHL Entry Draft in Boston to secure the second and third overall selections. With the picks, Canucks President and General Manager, Brian Burke selects Daniel and Henrik Sedin of Modo in the Swedish Elite League.

## JUNE 27

**2011:** Vancouver Canucks and Chicago Wolves announced that the Canucks will enter into a new affiliation agreement with the Chicago Wolves of the American Hockey League through 2012/13.

## JUNE 28

**2001:** Canucks extend the contract of captain Markus Naslund through the 2004/05 season. Naslund set new career highs with 41 goals and 75 points in 2000/01.

## JULY

### JULY 1

**1989:** Canucks President Pat Quinn flies to Moscow and signs Soviet star centre Igor Larionov to a multi-year contract.

### JULY 3

**1991:** Stan Smyl retires as the Canucks all-time leader in games played (896), goals (262), assists (411) and points (673). He is named Assistant Coach.

### JULY 4

**1996:** Canucks Equipment Manager Pat O'Neill becomes the first recipient of the Larry Ashley Award. The Larry Ashley Award is presented to the trainer or equipment manager that best exemplifies the character and commitment to excellence displayed by Ashley throughout his career.

### JULY 5

**2006:** Vancouver Canucks and Manitoba Moose name Scott Arniel as Head Coach of the AHL affiliate.

### JULY 6

**2010:** Canucks and Rogers Communications Inc. announce an alliance giving Rogers the arena naming and telecommunication sponsorship rights.

### JULY 8

**1995:** Canucks reunite former Junior Hockey teammates Alexander Mogilny and Pavel Bure by acquiring Mogilny and a 5th round pick in exchange for Mike Peca, Mike Wilson and their 1st round pick (14th overall) at the 1995 NHL Entry Draft.

### JULY 17

**1997:** Trail Smoke Eaters' trainer Ken Caputo becomes the second recipient of the Larry Ashley Award.

### JULY 22

**2005:** National Hockey League owners unanimously ratify the new collective bargaining agreement, bringing an official end to the 310-day lockout. One day prior, NHL players formally accepted the new deal with 87 percent of the membership voting in favour of the deal.

### JULY 28

**1997:** The Vancouver Canucks sign unrestricted free agent Mark Messier.

**1999:** 1999 First Round Draft Picks, Daniel and Henrik Sedin, both sign their first NHL contract with the Canucks.

## AUGUST

### AUGUST 10

**1994:** Rick Ley is hired as Head Coach of the Vancouver Canucks, becoming the 12th coach in Canucks history.

### AUGUST 15

**2005:** The Vancouver Canucks and Manitoba Moose name Alain Vigneault as the Moose's Head Coach.

### AUGUST 18

**1998:** David Nonis is named Senior Vice-President, Hockey Operations. Steve Tambellini is named Vice-President, Player Personnel. Mike Penny is named Vice-President, Amateur Scouting and Shawn Dineen is named Professional Scout.

### AUGUST 20

**1996:** Team Canada and Team U.S.A. play a pre-tournament game for the inaugural World Cup of Hockey at General Motors Place.

## AUGUST 29

**1996:** Team Canada defeats Team Russia 5-3 at General Motors Place in the first game of the World Cup of Hockey tournament. Trevor Linden plays for Canada while Alexander Mogilny plays for Team Russia. Trevor Linden records one assist in the game on a goal by Vincent Damphousse.

**1996:** The National Hockey League announces the 1998 NHL All-Star game will be played at General Motors Place. This is the second NHL All-Star Game to be played in Vancouver; the other was in 1977.

## SEPTEMBER

### SEPTEMBER 8

**1995:** Pavel Bure changes jersey numbers from #10 to #96.

### SEPTEMBER 15

**2000:** Canucks complete the American Airlines/NHL Challenge in Stockholm, Sweden. The Canucks held training camp in Sweden and defeated MoDo 5-2 and Djurgarden 2-1 to win the exhibition tournament.

**2000:** Canucks name Markus Naslund team captain in Stockholm, Sweden, following their overtime victory over Djurgarden. Naslund becomes the 11th captain in Canucks history.

**2004:** Unable to reach an amicable deal for both the NHL and NHLPA, NHL commissioner Gary Bettman announces a lockout.

### SEPTEMBER 16

**1995:** Head Medical Trainer, Larry Ashley, passes away after battling a lengthy illness. Larry cared for Canucks players for 14 seasons and, in his memory, players wear the initials "LA" on their helmets. In recognition of Larry's service and contribution to the Vancouver Canucks Hockey Club, the training centre at General Motors Place is named the "Larry Ashley Training Facility."

**2001:** The Canucks hold their annual Blue-Silver intra-squad game at General Motors Place. Club raises \$134,250.25 for the American Red Cross Disaster Relief Fund in support of September 11th.

### SEPTEMBER 17

**2011:** Vancouver Canucks engineers design and unveil new curved glass system to enhance player safety. The NHL implements this design League-wide.

### SEPTEMBER 21

**1992:** Play-by-play broadcaster Jim Robson is named to the Hockey Hall of Fame.

### SEPTEMBER 23

**1995:** The Vancouver Canucks play their first pre-season game at General Motors Place. Jeff Brown scored the first goal in the new facility in the Canucks 4-3 win over the Mighty Ducks of Anaheim.

### SEPTEMBER 25

**2001:** Canucks new mascot is officially named "Fin." The name was chosen from more than 2,000 fan entries.

### SEPTEMBER 30

**2008:** Roberto Luongo is named the 12th captain in team history. He is the first goaltender in Canucks history to be named captain and the first goaltender in League history to be named captain since Montreal's Bill Durnan in 1947-48. Mattias Ohlund, Willie Mitchell and Ryan Kesler are named alternate captains.

## OCTOBER

### OCTOBER 1

**2010:** Canucks Sports & Entertainment acquires ownership of the Vancouver Millionaires trademarks, including the name "Vancouver Millionaires", the inaugural classic "V" logo, the Vancouver Maroons "V" and design and the web domain vancouvermillionaires.com.

# ON THIS DAY IN CANUCKS HISTORY

## OCTOBER 2

**2001:** Canucks unveil their new "Third Jersey" at a downtown press conference. The new "Third Jersey" is predominantly a two-colour jersey with a strong deep red and deep blue, accented with silver. It is the second alternate jersey in team history.

## OCTOBER 3

**1997:** Trevor Linden passes Canucks captaincy on to Mark Messier while team is in Tokyo, Japan for "GAME ONE '97." Messier becomes 10th captain in team history.

## OCTOBER 4 & 5

**1997:** "GAME ONE '97" The Vancouver Canucks play the Mighty Ducks of Anaheim in a two-game series at Yoyogi Arena in Tokyo, Japan. The two split the games by a score of 3-2 in each game. It marked the first NHL game in history to be played outside North America. Scott Walker becomes the first player to score a NHL regular season goal outside North America. Attendance is 10,500 (sellout) for both games.

## OCTOBER 5

**1989:** Canucks open their 20th NHL campaign with a 4-1 setback to the Edmonton Oilers. Igor Larionov and Vladimir Krutov become the first Soviet players ever to appear in a Canuck uniform.

## OCTOBER 6

**2002:** Introduced by royal trumpets while entering on a red carpet, Queen Elizabeth II drops the ceremonial first puck before an exhibition game between Vancouver and San Jose. The British monarch, who last attended a hockey game 51 years ago, drops the puck between Canucks captain Markus Naslund and Mike Ricci of the Sharks. The 76-year-old monarch, flanked by local minor hockey league players, is led to the centre of the rink – where she is joined by Wayne Gretzky, the NHL's all-time leading scorer, and executive director of the gold medal-winning 2002 Canadian Olympic Hockey Team. Also at centre ice are Cassie Campbell, captain of the Canadian women's Olympic team, Canucks and Team Canada defenceman Ed Jovanovski and Hall of Fame television broadcaster Howie Meeker. The Queen is visiting Vancouver with her husband, Prince Philip, Duke of Edinburgh, as part of a 12-day tour of Canada, celebrating the 50th anniversary of her rule.

## OCTOBER 7

**1989:** Vladimir Krutov becomes the first Soviet player to score a goal in a Vancouver uniform. The goal is assisted by Igor Larionov. Vancouver beats Detroit 5-3.

## OCTOBER 8

**2000:** With their comeback 5-4 victory at Tampa Bay, the Canucks become just the third club since 1983.84 (the season when the 5:00 overtime rule was introduced) to win a game in regulation in which it trailed by two or more goals with three or fewer minutes remaining.

## OCTOBER 9

**1970:** Canucks play their first NHL game, losing 3-1 to the LA Kings at the Pacific Coliseum. Barry Wilkins scores the Canucks first goal at 2:14 of the third period against netminder Denis DeJordy. Attendance was 15,062.

**1993:** The Vancouver Canucks play the first regular season game at General Motors Place. The Canucks are defeated 5-3 by the Detroit Red Wings. Mike Ridley records the first regular season goal at General Motors Place. Kirk McLean plays in goal.

**1999:** In a pre-game ceremony, the Canucks unveil the 30 Greatest Canucks to celebrate the team's 30th year in the NHL.

**2005:** General Motors Place celebrates its 10th anniversary since the Canucks played their first regular season game at the venue.

**2008:** The Vancouver Canucks honour the memory of former Canucks defenceman Luc Bourdon in a moving ceremony prior to the season opening game. Luc's family was present to witness a video tribute and moment of silence. Earlier the same day, the Canucks and members of Bourdon's family unveiled the Luc Bourdon Wall of Dreams, a living legacy to everyone in the Canucks family and salute to minor hockey. The Luc

Bourdon Wall of Dreams contains 191 pucks representing BC Hockey membership – a visual salute to Luc and what he represented.

**2010:** Henrik Sedin is named the 13th captain in team history. Kevin Bieksa, Ryan Kesler, Manny Malhotra and Daniel Sedin are named alternate captains. Original Canucks captain Orland Kurtenbach presents Henrik with the "C" in front of a sold-out crowd for Vancouver's home opener of the franchise's 40th NHL season.

## OCTOBER 10

**2002:** For the first time in Canucks history the club begins the regular season with a shutout victory. Dan Cloutier stopped all 19 shots in the 3-0 win at Calgary.

## OCTOBER 11

**1970:** Canucks earn their first NHL victory in their second game, a 5-3 win at home over Toronto. Wayne Maki scores two goals in the game.

## OCTOBER 14

**1979:** Edmonton's Wayne Gretzky scores his first NHL goal, against Canuck netminder Glen Hanlon, in a 4-4 tie at the Pacific Coliseum.

## OCTOBER 20

**1971:** Canucks are blanked for the first time in club history, losing 7-0 in Minnesota.

## OCTOBER 23

**1998:** Mark Messier scores the 600th goal of his NHL career at Florida at 12:58 of the third period against Florida's Kirk McLean.

## OCTOBER 25

**2009:** Roberto Luongo records his first shutout of the season, his 21st with the Canucks, passing Kirk McLean for the franchise record for most career shutouts with Vancouver.

## OCTOBER 26

**2010:** Canucks first franchise Captain, Orland Kurtenbach, becomes the first inductee into the Canucks Ring of Honour.

## OCTOBER 27

**1971:** Canucks play to their first ever NHL shutout, skating to a 0-0 tie at Maple Leaf Gardens in Toronto. Dunc Wilson stopped 34 Leafs shots while the Canucks fired 20 at Toronto netminder Bernie Parent.

## OCTOBER 28

**2011:** Canucks launch 'Heart of a Canuck' local heroes program honouring local heroes who have made a difference in communities across British Columbia.

## OCTOBER 31

**1991:** Pavel Bure signs a multi-year contract and five days later plays in his first NHL game against Winnipeg.

## NOVEMBER

### NOVEMBER 1

**1991:** Kirk McLean is named NHL Player-of-the-Month for October after posting a 9-2-1 record and a 2.37 GAA. He is the first Canuck to receive the honour.

### NOVEMBER 2

**1999:** Peter Schaefer is named NHL Rookie-of-the-Month for October. Schaefer recorded six goals and six assists in 13 games.

**2014:** Pavel Bure's #10 is retired in a pre-game ceremony before the Canucks took on the Toronto Maple Leafs. He becomes just the fourth player in club history to have his number retired.

### NOVEMBER 3

**1991:** The Canucks honour Stan Smyl by retiring his No. 12 jersey.

## NOVEMBER 4

**1974:** Canucks trade Barry Wilkins, the scorer of Vancouver's first ever goal in the NHL, to Pittsburgh for defenceman Ab Demarco.

**1997:** Vancouver Canucks President and General Manager Pat Quinn is relieved of his duties after serving in his position for 10 years. Interim General Manager duties are divided by Senior Vice-President, Hockey Operations Steve Tambellini, Head Coach Mike Keenan and Assistant GM Mike Penny.

## NOVEMBER 5

**1970:** Canucks record their first road victory, 4-1 at Buffalo. Canucks goalie Dunc Wilson stops the team's first penalty shot against Sabre Paul Andrea.

**1987:** Stan Smyl appears in his 684th game, passing Harold Snepsts as the Canucks all-time leader in regular season appearances. The Canucks win 4-3 in Philadelphia.

## NOVEMBER 8

**1978:** Dennis Kearns becomes first player in Canuck history to play in 500 games as Vancouver wins 6-4 in Detroit.

## NOVEMBER 9

**1995:** Pavel Bure is checked by Steve Smith of the Chicago Blackhawks at the United Center in Chicago. Bure tore his anterior cruciate ligament and misses the remainder of the season. Bure appeared in 15 games and recorded six goals and seven assists. Pavel underwent arthroscopic anterior cruciate ligament reconstructive surgery at UBC Hospital seven days later.

## NOVEMBER 12

**1996:** John McCaw agrees to purchase all shares in Orca Bay held by Arthur Griffiths.

## NOVEMBER 13

**1997:** Head Coach Tom Renney and Assistant Coach Terry Bängen are relieved of their duties. Mike Keenan is hired as the 14th Canucks Head Coach in history.

## NOVEMBER 14

**1989:** Brian Bradley scores at 17:12 of the first period against the Washington Capitals, registering the 5,000th goal in franchise history. The Capitals goaltender is Bob Mason.

**1996:** Mike Fountain becomes the 19th goaltender in NHL history to record a shutout in his first NHL game by defeating the New Jersey Devils 3-0 in New Jersey.

**1996:** Dave Babych plays in his 300th game as a Vancouver Canuck becoming only the third player in NHL history to appear in 300 games with three different teams. Babych's 300th game as a Canuck is played vs the Devils in New Jersey.

## NOVEMBER 16

**1996:** Gino Odjick becomes the Canucks all-time penalty minute leader after passing Garth Butcher's record of 1,668 in a Canucks uniform. The record was set in Montreal vs the Canadiens.

**2004:** Francesco Aquilini becomes a local ownership partner for John McCaw and the Vancouver Canucks, purchasing 50 percent of the hockey club and General Motors Place.

## NOVEMBER 17

**1988:** Trevor Linden scores his first NHL hat trick, with three goals and one assist, in a 7-6 loss at Minnesota. Defenceman Harold Snepsts, who along with Stan Smyl is playing in his club record 11th season as a Canuck, becomes only the second Vancouver player to appear in 700 games.

## NOVEMBER 19

**1972:** Bobby Schmautz strikes for a club record-tying four goals and becomes the first Canuck to record hat tricks in consecutive games. The Canucks defeat Buffalo 9-5.

**1981:** Harold Snepsts becomes third player in Canuck history to appear in 500 games. Vancouver defeats Detroit 8-3.

## NOVEMBER 20

**1983:** Tony Tanti scores his 20th goal of the season in an 8-3 win over Los Angeles. He becomes the fastest Canuck to reach 20 goals, attaining the mark in 21 games.

## NOVEMBER 22

**1985:** Stan Smyl scores his 200th career goal, becoming the first player in Canucks history to achieve that milestone. Vancouver loses 6-5 to New Jersey.

## NOVEMBER 23

**2007:** Roberto Luongo establishes a shutout streak stretching over five games from November 23 to December 2. The streak included three consecutive shutouts vs Chicago, Anaheim and Columbus. The Canucks netminder sets a new franchise record and surpasses his personal best record playing 210:34 without allowing a goal.

**2010:** Kirk McLean is inducted into the Canucks Ring of Honour. McLean was a Vancouver Canucks goaltender for 11 seasons and backstopped the team to their second ever Stanley Cup Final in 1994.

## NOVEMBER 25

**2002:** Trevor Linden scores his 263rd goal in a Canucks uniform surpassing the club record held by Stan Smyl. Linden's goal on Manny Fernandez was scored short-handed in the third period of Vancouver's 2-1 win at Minnesota.

**2011:** Sami Salo records his 20th overtime goal in a Canucks uniform, passing Mattias Ohlund as the Canucks defencemen with the most overtime goals in franchise history.

## NOVEMBER 26

**1986:** Petri Skriko scores his third hat trick in eight days, leading the Canucks to a 5-3 win over Los Angeles. Skriko, named the NHL's Player-of-the-Week for Nov. 17-23, enjoys the hottest scoring period of any player in Canuck history, scoring 12 goals and 2 assists for 14 points in a span of five games.

## NOVEMBER 30

**2002:** Canucks defeat Florida 5-2, extending their winning streak to 10 games. The club record includes five wins at home and on the road with the Canucks outscoring their opponents 41-20 during the 10 games.

## DECEMBER

### DECEMBER 1

**1996:** Trevor Linden's "Iron man" streak of 482 consecutive regular season NHL games played comes to an end vs Philadelphia when Trevor suffers a grade-two medial collateral ligament sprain in his knee.

### DECEMBER 4

**1996:** Jyrki Lumme passes Doug Lidster as the Canucks all-time leading scorer among defencemen when he scores a goal in the first period vs the Buffalo Sabres. The goal is Lumme's 66th goal as a Vancouver Canuck.

### DECEMBER 5

**1976:** Canucks celebrate their 500th franchise game in the NHL with a 4-2 win over Chicago.

**2007:** Markus Naslund becomes the franchise's outright leader for points scored in a Canucks uniform with an assist at Chicago for a total of 725 points, surpassing the former record held by Trevor Linden (724). Naslund finished the season with a total of 756 points scored as a Canuck (346-410-756).

### DECEMBER 7

**1995:** Orca Bay officially launch Orca Bay Online, a worldwide Internet web site ([www.orcabay.com](http://www.orcabay.com)), providing the latest information on the Vancouver Canucks, the Vancouver Grizzlies, Winning Spirit retail stores and the Greater Vancouver Open.



# ON THIS DAY IN CANUCKS HISTORY

## DECEMBER 8

**1987:** Stan Smyl becomes first Canuck to appear in 700 regular season games. Vancouver drops a 3-2 decision to Minnesota.

## DECEMBER 9

**2005:** The Canucks play host to the Ottawa Senators at General Motors Place in front of the 100th consecutive sell-out crowd. The sell-out streak dates back to November 14, 2002 and consists of 88 regular season games and 12 playoff games.

## DECEMBER 11

**2010:** Markus Naslund's sweater is retired and the number 19 is raised to the rafters of Rogers Arena, joining Stan Smyl's number 12 and Trevor Linden's number 16.

**2010:** Goaltender Cory Schneider collects two assists against the Tampa Bay Lightning to establish a franchise record for most assists in a game by a goalie.

**2013:** Pavel Bure is inducted into the Hockey Hall of Fame. In seven seasons with Vancouver, Bure recorded 478 points (254-224-478) in 428 games.

## DECEMBER 12

**1970:** Orland Kurtenbach becomes the first Canuck to tally three goals in a game in a 5-2 win over California.

## DECEMBER 13

**1992:** Vancouver and Quebec play to a 3-3 overtime tie, ending Vancouver's club record nine-game home winning streak.

**2001:** Canucks winger Jarkko Ruutu is named to the 2002 Finnish Men's Olympic Hockey Team. Ruutu went on to play four games for Team Finland at the Winter Games.

## DECEMBER 15

**1970:** Canucks defeat Philadelphia 3-2 for their sixth straight home victory, establishing a club record. Vancouver goes 10-3-2 in the first 15 home games of its existence.

**2001:** Canucks defenceman Ed Jovanovski is named to the 2002 Canadian Men's Olympic Hockey Team.

**2011:** Henrik Sedin collects his 700th career point, becoming just the ninth Swedish born NHL player to accomplish the feat.

## DECEMBER 16

**1988:** Goodwill ambassador Walter "Babe" Pratt, an original member of the Canuck organization and also a member of the Hockey Hall of Fame, passes away at the age of 72 while in attendance at a Canuck-Flames contest in the Pacific Coliseum.

## DECEMBER 17

**1997:** Canucks draft choices Josh Holden, Brad Ference, Zenith Komarniski and Matt Cooke selected to Canadian National Junior Team.

**2008:** Trevor Linden's sweater is retired and the number 16 is raised to the rafters of GM Place joining Stan Smyl's number 12; only the second number retired in Canucks franchise history.

## DECEMBER 18

**1997:** Arturs Irbe stops 38 shots in a 0-0 tie with the Sharks. Only the second scoreless tie in franchise history – last one: Oct. 27, 1971 at Toronto (Dunc Wilson).

## DECEMBER 21

**2005:** Todd Bertuzzi and Ed Jovanovski are named to the 2006 Canadian Men's Olympic Team. Vancouver Canucks Vice-President and Assistant General Manager Steve Tambellini also joins the team as Director, Player Personnel. In addition, Canucks Assistant Medical Trainer Jon Sanderson is named to Team Canada's medical staff.

## DECEMBER 22

**1995:** Alexander Mogilny records three goals in 2:55 to beat Tony Tanti's record of three goals in 6:46 set on January 7th, 1989 vs Pittsburgh. Mogilny records his goals at 16:45, 19:26 and 19:40 of the third period at Anaheim; Josef Beranek scores a goal at 17:49 of the third period to interrupt the three goals.

**2005:** Jarkko Ruutu and Sami Salo are named to Team Finland for the 2006 Winter Olympics. They would go on to win silver medals.

**2005:** Markus Naslund, Mattias Ohlund, Daniel Sedin and Henrik Sedin are named to Team Sweden for the 2006 Winter Olympics. The Sedin twins and Ohlund would go on to help Sweden win the gold medal at the 2006 Winter Olympics in Torino, Italy.

## DECEMBER 26

**1970:** Andre Boudrias becomes the first Canuck to score a goal with Vancouver two men short, scoring against Tony Esposito of Chicago. The goal was also the 100th in team history. Chicago won 4-2.

**1972:** Don Tannahill becomes the first Vancouver rookie to score three goals in a single game in a 4-3 win over California.

**2011:** Henrik Sedin appears in his 535th consecutive game, surpassing Brendan Morrison's previous franchise best ironman streak of 534 games. Henrik started the streak Mar. 21/04 vs CBJ.

## DECEMBER 27

**1992:** Petr Nedved is held pointless against Montreal, snapping his franchise record 15-game point streak. Nedved scored 15-9-24 over the 39 days.

**2009:** Henrik and Daniel Sedin are named to Team Sweden for the 2010 Winter Olympics.

## DECEMBER 28

**1977:** In their first exhibition game versus a touring Soviet club, the Canucks shut out Moscow Spartak 2-0. Rick Blight scores both goals.

**1991:** Goaltender Kirk McLean records his 20th victory in a 3-2 win at San Jose, becoming the fastest Canuck goaltender to reach the 20-win mark.

**2001:** Canucks equipment manager Pat O'Neill surpasses the 1,500 game milestone after 20 years in professional hockey. O'Neill was recognized by the Professional Hockey Athletic Trainers Society and the Society of Professional Hockey Equipment Managers for his achievements. The Canucks held a pre-game ceremony on March 10th to acknowledge the accomplishment.

## DECEMBER 29

**1996:** Canucks game vs San Jose Sharks is rescheduled due to extreme winter weather conditions. The previous cancellation of a Canucks game in Vancouver occurred on January 3rd, 1993 when the Canucks vs Tampa Bay game was cancelled due to extreme weather conditions.

**2009:** Pavol Demitra is named to Team Slovakia for the 2010 Winter Olympics. He would finish the tournament as the leading scorer (3-7-10 in 7 GP).

## DECEMBER 30

**2009:** Christian Ehrhoff is named to Team Germany for the 2010 Winter Olympics.

## DECEMBER 31

**1996:** The first Vancouver Canucks pay-per-view game is broadcast by Orca Bay. The game vs the Philadelphia Flyers is the first hockey game to be broadcast on pay-per-view in Canada and is the first of four games shown on pay-per-view.

**2009:** Sami Salo is named to Team Finland for the 2010 Winter Olympics. He would go on to win a bronze medal.

**2009:** Roberto Luongo is named to Team Canada for the 2010 Winter Olympics. He would go on to backstop Team Canada to a gold medal.

## THREE STARS AWARD

Awarded annually to the player who receives the most game star selections during the season.

2013.14	Ryan Kesler	2000.01	Markus Naslund	1987.88	Kirk McLean
2012.13	Cory Schneider	1999.00	Mark Messier	1986.87	Petri Skriko
2011.12	Roberto Luongo	1998.99	Garth Snow	1985.86	Richard Brodeur
2010.11	Roberto Luongo	1997.98	Pavel Bure	1984.85	Richard Brodeur
2009.10	Henrik Sedin	1996.97	Martin Gelinas	1983.84	Patrik Sundstrom
2008.09	Roberto Luongo	1995.96	Trevor Linden	1982.83	Thomas Gradin
2007.08	Roberto Luongo	1994.95	Kirk McLean	1981.82	Richard Brodeur
2006.07	Roberto Luongo	1993.94	Pavel Bure	1980.81	Richard Brodeur
2005.06	Alex Auld	1992.93	Pavel Bure	1979.80	Glen Hanlon
2004.05	-	1991.92	Pavel Bure	1978.79	Glen Hanlon
2003.04	Dan Cloutier	1990.91	Trevor Linden	1977.78	Cesare Maniago
2002.03	Markus Naslund	1989.90	Kirk McLean	1976.77	Cesare Maniago
2001.02	Markus Naslund	1988.89	Trevor Linden	1975.76	Bobby Lalonde

## CYCLONE TAYLOR TROPHY

The Canucks M.V.P. as selected by the fans.

2013.14	Ryan Kesler	1998.99	Markus Naslund	1983.84	Patrik Sundstrom
2012.13	Cory Schneider	1997.98	Pavel Bure	1982.83	Stan Smyl
2011.12	Henrik Sedin	1996.97	Martin Gelinas	1981.82	Richard Brodeur
2010.11	Daniel Sedin	1995.96	Trevor Linden	1980.81	Richard Brodeur
2009.10	Henrik Sedin	1994.95	Trevor Linden	1979.80	Stan Smyl
2008.09	Ryan Kesler	1993.94	Pavel Bure	1978.79	Thomas Gradin
2007.08	Roberto Luongo	1992.93	Pavel Bure		Glen Hanlon
2006.07	Roberto Luongo	1991.92	Kirk McLean	1977.78	Cesare Maniago
2005.06	Alex Auld	1990.91	Trevor Linden	1976.77	Cesare Maniago
2004.05	-	1989.90	Kirk McLean	1975.76	Don Lever
2003.04	Markus Naslund	1988.89	Trevor Linden	1974.75	Gary Smith
2002.03	Markus Naslund	1987.88	Tony Tanti	1973.74	Gary Smith
2001.02	Markus Naslund	1986.87	Barry Pederson	1972.73	Orland Kurtenbach
2000.01	Markus Naslund	1985.86	Stan Smyl	1971.72	Orland Kurtenbach
1999.00	Mark Messier	1984.85	Richard Brodeur	1970.71	Orland Kurtenbach

## CYRUS H. MCLEAN TROPHY

Awarded annually to the Canucks leading point scorer at the end of the season.

2013.14	Henrik Sedin	1998.99	Markus Naslund	1982.83	Stan Smyl
2012.13	Henrik Sedin	1997.98	Pavel Bure	1981.82	Thomas Gradin
2011.12	Henrik Sedin	1996.97	Alexander Mogilny	1980.81	Thomas Gradin
2010.11	Daniel Sedin	1995.96	Alexander Mogilny	1979.80	Stan Smyl
2009.10	Henrik Sedin	1994.95	Pavel Bure	1978.79	Ron Sedlbauer
2008.09	Daniel Sedin & Henrik Sedin	1993.94	Pavel Bure	1977.78	Mike Walton
		1992.93	Pavel Bure	1976.77	Rick Blight
2007.08	Henrik Sedin	1991.92	Trevor Linden	1975.76	Dennis Ververgaert
2006.07	Daniel Sedin	1990.91	Trevor Linden	1974.75	Andre Boudrias
2005.06	Markus Naslund	1989.90	Dan Quinn	1973.74	Andre Boudrias
2004.05	-	1988.89	Petri Skriko	1972.73	Bobby Schmaltz
2003.04	Markus Naslund	1987.88	Tony Tanti	1971.72	Andre Boudrias & Orland Kurtenbach
2002.03	Markus Naslund	1986.87	Tony Tanti		Andre Boudrias
2001.02	Markus Naslund	1985.86	Petri Skriko	1970.71	
2000.01	Markus Naslund	1984.85	Patrik Sundstrom		
1999.00	Markus Naslund	1983.84	Patrik Sundstrom		

## BABE PRATT TROPHY

The Canucks most outstanding defenceman as chosen by the fans.

2013.14	Dan Hamhuis	1999.00	Mattias Ohlund	1985.86	Doug Lidster
2012.13	Dan Hamhuis	1998.99	Adrian Aucoin	1984.85	Doug Lidster
2011.12	Alex Edler	1997.98	Mattias Ohlund	1983.84	Rick Lanz
2010.11	Christian Ehrhoff	1996.97	Jyrki Lumme	1982.83	Doug Halward
2009.10	Christian Ehrhoff	1995.96	Jyrki Lumme	1981.82	Harold Snepsts
2008.09	Willie Mitchell	1994.95	Jeff Brown	1980.81	Kevin McCarthy
2007.08	Willie Mitchell	1993.94	Jyrki Lumme	1979.80	Harold Snepsts
2006.07	Kevin Bieksa	1992.93	Dana Murzyn	1978.79	Harold Snepsts
2005.06	Mattias Ohlund	1991.92	Jyrki Lumme	1977.78	Harold Snepsts
2004.05	-	1990.91	Doug Lidster	1976.77	Dennis Kearns
2003.04	Mattias Ohlund	1989.90	Paul Reinhart	1975.76	Dennis Kearns
2002.03	Ed Jovanovski	1988.89	Paul Reinhart	1974.75	Bob Dailey
2001.02	Ed Jovanovski	1987.88	Jim Benning	1973.74	Jocelyn Guevremont
2000.01	Ed Jovanovski	1986.87	Doug Lidster	1972.73	Barry Wilkins

# NHL AWARDS & ALL-STARS

## FRED J. HUME AWARD

Awarded annually to the unsung hero as selected by the Canucks Booster Club.

2013.14	Eddie Lack	1998.99	Adrian Aucoin	1983.84	Jiri Bubla
2012.13	Jannik Hansen	1997.98	Brian Noonan	1982.83	Doug Halward
2011.12	Chris Higgins	1996.97	Mike Sillinger	1981.82	Lars Lindgren
2010.11	Jannik Hansen	1995.96	Martin Gelinas	1980.81	Per-Olov Brasar
2009.10	Mason Raymond	1994.95	Martin Gelinas	1979.80	Kevin McCarthy
2008.09	Steve Bernier	1993.94	John McIntyre	1978.79	Harold Snepstys
2007.08	Alex Burrows	1992.93	Cliff Ronning	1977.78	Hilliard Graves
2006.07	Kevin Bieksa	1991.92	Garry Valk	1976.77	Hilliard Graves
2005.06	Jarkko Ruutu	1990.91	Steve Bozek	1975.76	Mike Robitaille
2004.05	—	1989.90	Steve Bozek	1974.75	Garry Monahan
2003.04	Brent Sopel	1988.89	Rich Sutter	1973.74	Don Lever
2002.03	Matt Cooke	1987.88	Rich Sutter	1972.73	Dennis Kearns
2001.02	Scott Lachance	1986.87	Garth Butcher	1971.72	Ron Ward
2000.01	Murray Baron	1985.86	Brent Peterson	1970.71	Barry Wilkins
1999.00	Andrew Cassels	1984.85	Doug Lidster		

## PAVEL BURE "MOST EXCITING PLAYER" AWARD

2013.14	Zack Kassian	1998.99	Markus Naslund	1983.84	Tony Tanti
2012.13	Jannik Hansen	1997.98	Pavel Bure	1982.83	Darcy Rota
2011.12	David Booth	1996.97	Martin Gelinas	1981.82	Thomas Gradin
2010.11	Ryan Kesler	1995.96	Alexander Mogilny	1980.81	Tiger Williams
2009.10	Alex Burrows	1994.95	Pavel Bure	1979.80	Stan Smyl
2008.09	Alex Burrows	1993.94	Pavel Bure	1978.79	Thomas Gradin
2007.08	Alex Burrows	1992.93	Pavel Bure	1977.78	Hilliard Graves
2006.07	Roberto Luongo	1991.92	Pavel Bure	1976.77	Bobby Lalonde
2005.06	Anson Carter	1990.91	Trevor Linden	1975.76	Bobby Lalonde
2004.05	—	1989.90	Brian Bradley	1974.75	Bobby Lalonde
2003.04	Todd Bertuzzi	1988.89	Trevor Linden	1973.74	Don Lever
2002.03	Todd Bertuzzi	1987.88	Tony Tanti	1972.73	Bobby Schmautz
2001.02	Todd Bertuzzi	1986.87	Tony Tanti	1971.72	Andre Boudrias
2000.01	Markus Naslund	1985.86	Tony Tanti	1970.71	Andre Boudrias
1999.00	Todd Bertuzzi	1984.85	Tony Tanti		

## NHL AWARDS

### AWARDS

#### Hart Memorial Trophy

2010 Henrik Sedin

#### Art Ross Trophy

2011 Daniel Sedin  
2010 Henrik Sedin

#### Frank J. Selke Trophy

2011 Ryan Kesler

#### Scotiabank Fan Fav Award

2009 Roberto Luongo

#### Jack Adams Award

2007 Alain Vigneault  
1992 Pat Quinn

#### General Manager of the Year

2011 Michael D. Gillis

#### William M. Jennings Trophy

2011 Roberto Luongo & Cory Schneider

#### Ted Lindsay Award (Lester B. Pearson)

2011 Daniel Sedin  
2003 Markus Naslund

#### NHL Foundation Player Award

2008 Trevor Linden

#### King Clancy Award

1997 Trevor Linden

#### Calder Trophy

1992 Pavel Bure

#### Bud Light/NHL Man-of-the-Year

1992 Ryan Walter

## NHL ALL-STARS

### ALL-STARS

LW	Daniel Sedin	First Team	2011	LW	Markus Naslund	First Team	2003	RW	Pavel Bure	First Team	1994
C	Henrik Sedin	First Team	2011	RW	Todd Bertuzzi	First Team	2003	G	Kirk McLean	Second Team	1992
C	Henrik Sedin	First Team	2010	LW	Markus Naslund	First Team	2002	C	Trevor Linden	All-Rookie Team	1989
LW	Daniel Sedin	Second Team	2010	D	Mattias Ohlund	All-Rookie Team	1998	RW	Jim Sandlak	All-Rookie Team	1987
G	Roberto Luongo	First Team	2007	RW	Alex Mogilny	Second Team	1996				
LW	Markus Naslund	First Team	2004	G	Corey Hirsch	All-Rookie Team	1996				

# REGULAR SEASON MONTHLY RECORDS

## ALL-STAR GAME REPRESENTATIVES

2014	No All-Star Game		Marc Crawford (Assistant Coach)	1991	Trevor Linden
2013	No All-Star Game	2003	Markus Naslund	1990	Kirk McLean
2012	<b>Daniel Sedin</b>		Todd Bertuzzi	1989	Paul Reinhart
	<b>Henrik Sedin</b>		Ed Jovanovski	1988	Greg Adams
	<b>Alex Edler</b>		Marc Crawford (first Canucks Head Coach named to coach All-Star Team)	1987	Rendez-Vous (no game)
	Cody Hodgson (YoungStars)			1986	Tony Tanti
2011	Ryan Kesler	2002	Markus Naslund	1985	Thomas Gradin
	<b>Daniel Sedin</b>		Ed Jovanovski	1984	Darcy Rota, (replaced Tony Tanti)
	<b>Henrik Sedin</b>	2001	Markus Naslund	1983	John Garrett (replaced Richard Brodeur)
	Alain Vigneault (coach)		Ed Jovanovski	1982	Harold Snepsts
2010	No All-Star Game	2000	Mark Messier	1981	Tiger Williams, Kevin McCarthy (vote)
2009	Roberto Luongo	1999	Markus Naslund	1980	Lars Lindgren
	Mason Raymond		Mattias Ohlund	1979	Challenge Cup (no game)
	(YoungStars Sophomore)	1998	Pavel Bure	1978	Dennis Ververgaert
2008	<b>Henrik Sedin</b>		Mark Messier	1977	Harold Snepsts
	Roberto Luongo (Voted a starter – unable to attend)	1997	Pavel Bure	1976	Dennis Ververgaert
		1996	Alexander Mogilny	1975	Gary Smith (vote), Tracy Pratt
2007	Roberto Luongo (Voted a starter)		Pavel Bure	1974	Bobby Schmautz, Jocelyn Gueuremont
2006	No All-Star Game		(fan vote, could not play due to injury)	1973	Bobby Schmautz
2005	No All-Star Game	1995	No All-Star Game	1972	Dale Tallon
2004	Markus Naslund	1994	Pavel Bure (fan vote)	1971	Dale Tallon
	(Western Conference Team Captain)	1993	Pavel Bure (fan vote)		
	Todd Bertuzzi (Voted a starter)	1992	Trevor Linden, Kirk McLean		

## REGULAR SEASON MONTH BY MONTH RECORD

SEASON	OCT	NOV	DEC	JAN	FEB	MAR	APR	MAY
1970.71	3-6-2	6-7-1	5-7-0	1-10-2	3-7-1	5-8-2	1-1-0	
1971.72	4-7-2	3-7-2	2-8-0	5-6-1	2-12-1	3-10-2	1-0-0	
1972.73	3-7-1	5-7-1	3-7-4	3-9-1	2-11-1	6-6-1	DNP	
1973.74	4-3-1	1-9-3	3-8-2	4-9-1	5-5-3	5-8-1	2-1-0	
1974.75	5-3-2	10-3-2	5-4-1	3-10-0	5-5-1	5-7-4	3-0-0	
1975.76	3-6-2	5-5-3	5-4-1	5-5-4	7-7-1	6-5-4	2-0-0	
1976.77	4-7-1	2-10-1	4-9-1	5-6-2	3-7-2	6-2-6	1-1-0	
1977.78	3-3-2	3-7-3	4-5-4	4-7-3	2-9-2	3-11-2	1-1-1	
1978.79	4-5-1	5-8-1	4-8-1	4-6-4	2-6-3	5-9-1	1-0-2	
1979.80	4-3-3	6-5-3	4-8-1	1-11-1	4-5-3	5-5-5	3-0-0	
1980.81	6-3-1	7-4-4	4-4-5	3-5-5	2-9-2	6-5-2	0-2-1	
1981.82	4-5-3	7-5-1	3-7-4	3-7-3	7-3-3	4-6-3	2-0-0	
1982.83	4-6-2	5-5-4	4-6-2	4-7-2	4-7-1	9-4-3	0-0-1	
1983.84	5-6-1	6-6-1	4-8-2	4-8-2	7-7-1	6-4-2	DNP	
1984.85	1-10-0	3-9-2	4-6-3	5-7-2	5-5-1	7-7-0	0-2-1	
1985.86	5-4-2	4-9-1	4-8-1	3-6-3	2-7-2	4-7-4	1-3-0	
1986.87	2-7-1	5-8-1	4-8-1	4-8-3	4-7-2	7-5-0	3-0-0	
1987.88	2-6-1	6-7-1	4-8-3	4-9-2	5-8-0	3-8-2	1-0-0	
1988.89	5-5-2	6-7-3	4-7-0	5-6-2	8-5-0	5-7-1	0-2-0	
1989.90	7-5-1	2-7-3	3-7-4	2-11-1	6-6-2	5-5-3	DNP	
1990.91	6-6-0	6-6-2	5-9-1	2-9-2	5-6-2	4-7-2	DNP	
1991.92	9-3-1	7-4-2	6-4-3	7-3-1	5-6-2	7-5-2	1-1-1	
1992.93	5-4-1	9-5-1	9-1-1	6-4-5	6-5-0	5-8-1	6-2-0	
1993.94	7-3-0	7-7-0	5-8-0	6-5-2	5-5-1	8-8-0	3-4-0	
1994.95	–	–	–	1-3-1	4-4-5	6-6-2	7-5-3	0-0-1
1995.96	4-4-2	2-7-5	6-4-3	5-5-2	7-4-3	6-8-0	2-3-0	
1996.97	5-5-0	8-5-0	3-9-1	8-4-1	4-9-0	4-8-3	3-0-2	
1997.98	3-8-2	6-6-1	2-9-3	3-9-2	4-1-1	4-6-4	3-4-1	
1998.99	4-4-1	5-9-0	4-6-3	3-6-2	3-8-3	3-9-2	1-5-1	
1999.00	7-3-2 (1)	3-5-4	2-6-1 (2)	3-5-3 (3)	6-5-2	7-4-2 (2)	2-1-1	
2000.01	6-2-2 (1)	7-6-1 (1)	6-3-1 (2)	8-7-0	6-3-1 (1)	2-4-6 (2)	1-3-0	
2001.02	4-8-1	7-7-2	5-7-1	10-2-1 (1)	2-1-1 (2)	9-5-0	5-0-1	
2002.03	3-4-4	12-1-0	7-6-1	7-5-2	9-1-2	7-5-3 (1)	0-1-1	
2003.04	7-2-2	7-4-1 (2)	7-3-3	9-5-1	5-5-0 (2)	6-5-3 (1)	2-0-0	
2004.05	–	–	–	–	–	–	–	
2005.06	8-2-2	8-6-0	5-4-3	9-6-0	4-3-0	6-7-2	2-4-1	
2006.07	7-5-1	5-8-0	8-5-0	8-1-3	8-3-1	11-2-2	2-2-0	
2007.08	5-7-0	9-2-2	8-5-2	4-7-1	6-1-5	7-8-0	0-3-0	
2008.09	6-5-0	8-3-2	6-7-1	2-5-5	9-2-0	11-3-1	3-2-1	
2009.10	7-7-0	7-5-0	10-1-1	10-2-1	3-4-0	9-4-2	3-2-1	
2010.11	4-3-2	8-4-1	11-1-2	8-2-4	8-5-0	13-2-0	2-2-0	
2011.12	5-5-1	9-4-0	10-4-1	7-2-2	9-1-4	9-5-1	2-1-0	
2012.13	–	–	–	3-2-2	7-3-2	9-5-2	7-5-1	
2013.14	9-5-1	4-5-4	10-1-2	4-9-2	1-4-1	6-7-1	2-4-0	

# SEASON OPENERS/HOME OPENERS

SEASON	DATE	RESULT	HOME	VISITOR
2013.14	Oct. 3	Loss	San Jose	4 Vancouver
2012.13	Jan. 19	Loss	Vancouver	3 Anaheim
2011.12	Oct. 6	Overtime	Vancouver	3 Pittsburgh
2010.11	Oct. 9	Overtime	Vancouver	1 Los Angeles
2009.10	Oct. 1	Loss	Calgary	5 Vancouver
2008.09	Oct. 9	Win	Vancouver	6 Calgary
2007.08	Oct. 5	Loss	Vancouver	1 San Jose
2006.07	Oct. 5	Win	Detroit	1 Vancouver
2005.06	Oct. 5	Win	Vancouver	3 Phoenix
2004.05	-	-	-	-
2003.04	Oct. 9	Win	Vancouver	4 Calgary
2002.03	Oct. 10	Win	Calgary	0 Vancouver
2001.02	Oct. 4	Loss	Vancouver	4 Chicago
2000.01	Oct. 5	Loss	Philadelphia	6 Vancouver
1999.00	Oct. 2	Win	Vancouver	2 NY Rangers
1998.99	Oct. 12	Win	Vancouver	4 Los Angeles
1997.98	Oct. 4	Win	Vancouver	3 Anaheim
1996.97	Oct. 5	Win	Vancouver	3 Calgary
1995.96	Oct. 9	Loss	Vancouver	3 Detroit
1994.95	Jan. 20	Tie	Vancouver	1 Dallas
1993.94	Oct. 6	Win	Los Angeles	2 Vancouver
1992.93	Oct. 6	Win	Edmonton	4 Vancouver
1991.92	Oct. 4	Win	Vancouver	4 San Jose
1990.91	Oct. 4	Loss	Calgary	3 Vancouver
1989.90	Oct. 5	Loss	Vancouver	1 Edmonton
1988.89	Oct. 6	Tie	Vancouver	2 Winnipeg
1987.88	Oct. 8	Win	Vancouver	8 St. Louis
1986.87	Oct. 11	Win	Vancouver	4 St. Louis
1985.86	Oct. 10	Win	Los Angeles	5 Vancouver
1984.85	Oct. 11	Loss	Vancouver	2 Quebec
1983.84	Oct. 5	Loss	Vancouver	3 Calgary
1982.83	Oct. 5	Win	Vancouver	2 NY Islanders
1981.82	Oct. 6	Win	Vancouver	4 Colorado
1980.81	Oct. 10	Win	Vancouver	5 Detroit
1979.80	Oct. 9	Loss	Vancouver	2 St. Louis
1978.79	Oct. 11	Win	Vancouver	8 Colorado
1977.78	Oct. 12	Loss	NY Rangers	6 Vancouver
1976.77	Oct. 6	Loss	Pittsburgh	9 Vancouver
1975.76	Oct. 8	Win	Minnesota	2 Vancouver
1974.75	Oct. 9	Tie	Vancouver	3 Atlanta
1973.74	Oct. 10	Loss	Boston	6 Vancouver
1972.73	Oct. 7	Win	Vancouver	3 California
1971.72	Oct. 8	Loss	Vancouver	2 Toronto
1970.71	Oct. 9	Loss	Vancouver	1 Los Angeles

## HOME OPENERS

Season	R	Home	Visitor	Season	R	Home	Visitor
2013.14	W	Vancouver	6 Edmonton	1990.91	L	Vancouver	2 Los Angeles
2012.13	L	Vancouver	3 Anaheim	1989.90	L	Vancouver	1 Edmonton
2011.12	O	Vancouver	3 Pittsburgh	1988.89	T	Vancouver	2 Winnipeg
2010.11	O	Vancouver	1 Los Angeles	1987.88	W	Vancouver	8 St. Louis
2009.10	L	Vancouver	3 Columbus	1986.87	W	Vancouver	4 St. Louis
2008.09	W	Vancouver	6 Calgary	1985.86	L	Vancouver	3 St. Louis
2007.08	L	Vancouver	1 San Jose	1984.85	L	Vancouver	2 Quebec
2006.07	L	Vancouver	4 San Jose	1983.84	L	Vancouver	3 Calgary
2005.06	W	Vancouver	3 Phoenix	1982.83	W	Vancouver	2 NY Islanders
2004.05	-	-	-	1981.82	W	Vancouver	4 Colorado
2003.04	W	Vancouver	4 Calgary	1980.81	W	Vancouver	5 Detroit
2002.03	W	Vancouver	5 San Jose	1979.80	L	Vancouver	2 St. Louis
2001.02	L	Vancouver	4 Chicago	1978.79	W	Vancouver	8 Colorado
2000.01	L	Vancouver	2 Colorado	1977.78	W	Vancouver	3 Detroit
1999.00	W	Vancouver	2 NY Rangers	1976.77	W	Vancouver	4 Washington
1998.99	W	Vancouver	4 Los Angeles	1975.76	W	Vancouver	7 Washington
1997.98	W	Vancouver	3 Anaheim	1974.75	T	Vancouver	3 Atlanta
1996.97	W	Vancouver	3 Calgary	1973.74	W	Vancouver	2 Philadelphia
1995.96	L	Vancouver	3 Detroit	1972.73	W	Vancouver	3 California
1994.95	T	Vancouver	1 Dallas	1971.72	L	Vancouver	2 Toronto
1993.94	L	Vancouver	1 Calgary	1970.71	L	Vancouver	1 Los Angeles
1992.93	W	Vancouver	5 Edmonton				
1991.92	W	Vancouver	4 San Jose				

# ROAD OPENERS / SEASON BY SEASON

## ROAD OPENERS

Season	R	Home	Visitor	Season	R	Home	Visitor
2013.14	L	San Jose	4 Vancouver	1990.91	L	Calgary	3 Vancouver
2012.13	W	Anaheim	0 Vancouver	1989.90	W	Edmonton	2 Vancouver
2011.12	W	Columbus	2 Vancouver	1988.89	W	Edmonton	2 Vancouver
2010.11	L	Anaheim	4 Vancouver	1987.88	W	Los Angeles	2 Vancouver
2009.10	L	Calgary	5 Vancouver	1986.87	L	New Jersey	3 Vancouver
2008.09	W	Calgary	4 Vancouver	1985.86	W	Los Angeles	5 Vancouver
2007.08	W	Calgary	3 Vancouver	1984.85	W	Los Angeles	5 Vancouver
2006.07	W	Detroit	1 Vancouver	1983.84	L	St. Louis	3 Vancouver
2005.06	O	Edmonton	4 Vancouver	1982.83	T	Los Angeles	3 Vancouver
2004.05	-	-	-	1981.82	T	Calgary	1 Vancouver
2003.04	L	Columbus	3 Vancouver	1980.81	L	Chicago	4 Vancouver
2002.03	W	Calgary	0 Vancouver	1979.80	T	Edmonton	4 Vancouver
2001.02	L	Colorado	5 Vancouver	1978.79	T	Chicago	3 Vancouver
2000.01	L	Philadelphia	6 Vancouver	1977.78	L	NY Rangers	6 Vancouver
1999.00	T	Calgary	4 Vancouver	1976.77	L	Pittsburgh	9 Vancouver
1998.99	L	Carolina	3 Vancouver	1975.76	W	Minnesota	2 Vancouver
1997.98	L	Anaheim	3 Vancouver	1974.75	W	St. Louis	4 Vancouver
1996.97	L	Edmonton	2 Vancouver	1973.74	L	Boston	6 Vancouver
1995.96	T	Los Angeles	7 Vancouver	1972.73	L	NY Rangers	5 Vancouver
1994.95	L	Detroit	6 Vancouver	1971.72	W	California	6 Vancouver
1993.94	W	Los Angeles	2 Vancouver	1970.71	L	St. Louis	4 Vancouver
1992.93	W	Edmonton	4 Vancouver				
1991.92	W	San Jose	2 Vancouver				

## SEASON BY SEASON RECORDS

Season	GP	W	L	T	GF*	GA*	PTS	Div Finish
1970.71	78	24	46	8	229	296	56	6th
1971.72	78	20	50	8	203	297	48	7th
1972.73	78	22	47	9	233	339	51	7th
1973.74	78	24	43	11	224	296	59	7th
1974.75	80	38	32	10	271	254	86	1st
1975.76	80	33	32	15	271	272	81	2nd
1976.77	80	25	42	13	235	294	63	4th
1977.78	80	20	43	17	239	320	57	3rd
1978.79	80	25	42	13	217	291	63	2nd
1979.80	80	27	37	16	256	281	70	3rd
1980.81	80	28	32	20	289	301	76	3rd
1981.82	80	30	33	17	290	286	77	2nd
1982.83	80	30	35	15	303	309	75	3rd
1983.84	80	32	39	9	306	328	73	3rd
1984.85	80	25	46	9	284	401	59	5th
1985.86	80	23	44	13	282	333	59	4th
1986.87	80	29	43	8	282	314	66	5th
1987.88	80	25	46	9	272	320	59	5th
1988.89	80	33	39	8	251	253	74	4th
1989.90	80	25	41	14	245	306	64	5th
1990.91	80	28	43	9	243	315	65	4th
1991.92	80	42	26	12	285	250	96	1st
1992.93	84	46	29	9	346	278	101	1st
1993.94	84	41	40	3	279	276	85	2nd
1994.95	48	18	18	12	153	148	48	2nd
1995.96	82	32	35	15	278	278	79	2nd
1996.97	82	35	40	7	257	273	77	4th
1997.98	82	25	43	14	224	273	64	7th
1998.99	82	23	47	12	192	258	58	4th
1999.00	82	30	29	15(8)	227	237	83	3rd
2000.01	82	36	28	11(7)	239	238	90	3rd
2001.02	82	42	30	7(3)	254	211	94	2nd
2002.03	82	45	23	13(1)	264	208	104	2nd
2003.04	82	43	24	10(5)	235	194	101	1st
2004.05	-	-	-	-	-	-	-	-
2005.06	82	42	32	8	256	255	92	4th
2006.07	82	49	26	7	222	201	105	1st
2007.08	82	39	33	10	213	215	88	5th
2008.09	82	45	27	10	246	220	100	1st
2009.10	82	49	28	5	272	222	103	1st
2010.11	82	54	19	9	262	185	117	1st
2011.12	82	51	22	9	249	198	111	1st
2012.13	48	26	15	7	127	121	59	1st
2013.14	82	36	35	11	196	223	83	5th

\*Totals include shootout goals

## PLAYOFFS

GP	W	L	GF	GA
-	-	-	-	-
-	-	-	-	-
-	-	-	-	-
-	-	-	-	-
5	1	4	9	20
2	0	2	4	8
-	-	-	-	-
-	-	-	-	-
3	1	2	9	15
4	1	3	7	15
3	0	3	7	13
17	11	6	57	50
4	1	3	14	17
4	1	3	13	14
-	-	-	-	-
3	0	3	5	17
-	-	-	-	-
-	-	-	-	-
7	3	4	20	26
-	-	-	-	-
6	2	4	17	25
13	6	7	44	35
12	6	6	46	43
24	15	9	76	61
11	4	7	33	38
6	2	4	17	24
-	-	-	-	-
-	-	-	-	-
-	-	-	-	-
-	-	-	-	-
4	0	4	9	16
4	2	4	16	22
14	7	7	34	47
7	3	4	16	19
-	-	-	-	-
-	-	-	-	-
12	5	7	21	26
-	-	-	-	-
10	6	4	30	28
12	6	6	43	41
25	15	10	58	69
5	1	4	8	12
4	0	4	8	15
-	-	-	-	-



# SEASON BY SEASON / ATTENDANCE

## HOME

Season	GP	W	L	T	GF*	GA*	PTS	PCT
1970.71	39	17	18	4	136	132	38	.487
1971.72	39	14	20	5	120	133	33	.423
1972.73	39	17	18	4	133	143	38	.487
1973.74	39	14	18	7	120	124	35	.449
1974.75	40	23	12	5	145	106	51	.638
1975.76	40	22	11	7	151	115	51	.638
1976.77	40	13	21	6	119	138	32	.400
1977.78	40	13	15	12	127	139	38	.475
1978.79	40	15	18	7	113	126	37	.463
1979.80	40	14	17	9	133	144	37	.463
1980.81	40	17	12	11	157	149	45	.563
1981.82	40	20	8	12	170	125	52	.650
1982.83	40	20	12	8	173	145	48	.600
1983.84	40	20	16	4	166	158	44	.550
1984.85	40	15	21	4	155	187	34	.425
1985.86	40	17	18	5	154	155	39	.488
1986.87	40	17	19	4	157	159	38	.475
1987.88	40	15	20	5	141	145	35	.438
1988.89	40	19	15	6	122	111	44	.550
1989.90	40	13	16	11	129	144	37	.463
1990.91	40	18	17	5	127	130	41	.513
1991.92	40	23	10	7	158	116	53	.663
1992.93	42	27	11	4	195	124	58	.690
1993.94	42	20	19	3	133	135	43	.512
1994.95	24	10	8	6	83	70	26	.542
1995.96	41	15	19	7	146	142	37	.451
1996.97	41	20	17	4	126	123	44	.537
1997.98	41	15	22	4	110	131	34	.415
1998.99	41	14	21	6	95	111	34	.415
1999.00	41	16	14	5(6)	123	123	43	.451
2000.01	41	21	12	5(3)	124	113	50	.573
2001.02	41	24	11	5(2)	139	100	55	.646
2002.03	41	22	13	6(0)	135	104	50	.610
2003.04	41	21	13	7(0)	118	102	49	.598
2004.05	-	-	-	-	-	-	-	-
2005.06	41	25	10	6	146	123	56	.683
2006.07	41	26	11	4	113	103	56	.683
2007.08	41	21	15	5	114	103	47	.573
2008.09	41	24	12	5	129	101	53	.646
2009.10	41	30	8	3	149	88	63	.768
2010.11	41	27	9	5	135	93	59	.720
2011.12	41	27	10	4	129	98	58	.707
2012.13	24	15	6	3	70	54	33	.688
2013.14	41	20	15	6	103	100	46	.488

\*Totals include shootout goals

## ROAD

GP	W	L	T	GF*	GA*	PTS	PCT
39	7	28	4	93	164	18	.231
39	6	30	3	83	164	15	.192
39	5	29	5	100	196	15	.192
39	10	25	4	104	172	24	.308
40	15	20	5	126	148	35	.438
40	11	21	8	120	157	30	.375
40	12	21	7	116	156	31	.388
40	7	28	6	112	181	19	.238
40	10	24	6	104	164	26	.325
40	13	20	7	123	137	33	.413
40	11	20	9	132	152	31	.388
40	10	25	5	120	161	25	.313
40	10	23	7	130	164	27	.338
40	12	23	5	140	170	29	.363
40	10	25	5	129	214	25	.313
40	6	26	8	128	178	20	.250
40	12	24	4	125	155	28	.350
40	10	26	4	131	175	24	.300
40	14	24	2	129	142	30	.374
40	12	25	3	116	162	27	.338
40	10	26	4	116	185	24	.300
40	19	16	5	127	134	43	.538
42	19	18	5	151	154	43	.512
42	21	21	0	146	141	42	.500
24	8	10	6	70	78	22	.458
41	17	16	8	132	136	42	.512
41	15	23	3	131	150	33	.402
41	10	21	10	114	142	30	.366
41	9	26	6	97	147	24	.293
41	14	15	10(2)	104	114	40	.463
41	15	16	6(4)	115	125	40	.439
41	19	19	2(1)	115	111	42	.512
41	23	10	7(1)	115	104	54	.646
41	22	11	3(5)	117	92	52	.573
-	-	-	-	-	-	-	-
41	17	22	2	110	132	36	.439
41	23	15	3	109	98	49	.598
41	18	18	5	99	112	41	.500
41	21	15	5	117	119	47	.573
41	19	20	2	123	134	40	.488
41	27	10	4	127	92	58	.707
41	24	12	5	120	100	53	.646
24	11	9	4	57	67	26	.542
41	16	20	5	93	123	37	.390

## ATTENDANCE RECORDS

SEASON	TOTAL	GAMES	AVERAGE
1970.71	598,591	39	15,577
1971.72	596,078	39	15,284
1972.73	619,726	39	15,890
1973.74	613,420	39	15,729
1974.75	625,203	40	15,630
1975.76	631,907	40	15,798
1976.77	621,890	40	15,547
1977.78	604,924	40	15,123
1978.79	544,893	40	13,622
1979.80	571,723	40	14,293
1980.81	581,350	40	14,534
1981.82	514,305	40	12,858
1982.83	568,240	40	14,206
1983.84	545,059	40	13,626
1984.85	445,872	40	11,147
1985.86	417,823	40	10,446
1986.87	416,252	40	10,406
1987.88	440,095	40	11,002
1988.89	550,280	40	13,772
1989.90	616,715	40	15,417
1990.91	606,036	40	15,150
1991.92	630,755	40	15,768

SEASON	TOTAL	GAMES	AVERAGE
1992.93	632,138	41	15,418
1993.94	624,272	41	15,226
1994.95	334,379	24	13,932
1995.96	729,629	41	17,795
1996.97	710,136	41	17,320
1997.98	684,748	40	17,119
1998.99	647,913	41	15,803
1999.00	600,612	41	14,649
2000.01	697,717	41	17,017
2001.02	726,226	41	17,713
2002.03	754,247	41	18,396
2003.04	763,830	41	18,630
2004.05	-	-	-
2005.06	763,830	41	18,630
2006.07	763,830	41	18,630
2007.08	763,830	41	18,630
2008.09	763,830	41	18,630
2009.10	771,210	41	18,810
2010.11	773,260	41	18,860
2011.12	774,490	41	18,890
2012.13	453,840	24	18,910
2013.14	775,310	41	18,910*

\*Through the 2013.14 season, Vancouver held a streak of 485 consecutive sell-outs.

## ALL-TIME COACHING RECORDS

## REGULAR SEASON

Rk	Coach	GC	W	L	T/OT*	PCT
1	Alain Vigneault	540	313	170	57	.632
2	Marc Crawford	529	246	189	62(32)*	.554
3	Harry Neale	407	142	189	76	.442
4	Pat Quinn	280	141	111	28	.553
5	Bob McCammon	293	102	155	36	.409
6	Phil Maloney	232	95	105	32	.478
7	Tom Watt	160	52	87	21	.391
8	Roger Neilson	133	51	61	21	.462
9	Rick Ley	124	47	50	27	.488
10	Hal Laycoe	156	44	96	16	.333
11	Tom Renney	101	39	53	9	.386
12	John Tortorella	82	36	35	11	.506
13	Mike Keenan	108	36	54	18	.416
14	Orland Kurtenbach	125	36	62	27	.396
15	Vic Stasiuk	78	22	47	9	.340
16	Bill McCreary	41	9	25	7	.304
17	Bill LaForge	20	4	14	2	.250

\*Bracket shows regulation ties

## PLAYOFFS

GC	W	L	PCT
68	33	35	.485
31	12	19	.387
14	3	11	.214
61	31	30	.508
7	3	4	.428
7	1	6	.142
3	0	3	.000
21	12	9	.571
11	4	7	.364
-	-	-	-
-	-	-	-
-	-	-	-
-	-	-	-
-	-	-	-
-	-	-	-
-	-	-	-

## SEASON-BY-SEASON COACHING RECORDS

## REGULAR SEASON

Year	Coach	GC	W	L	T/OT	PTS	PCT
2013.14	John Tortorella	82	36	35	11	83	.506
2012.13	Alain Vigneault	48	26	15	7	59	.615
2011.12	Alain Vigneault	82	51	22	9	111	.677
2010.11	Alain Vigneault	82	54	19	9	117	.713
2009.10	Alain Vigneault	82	49	28	5	103	.628
2008.09	Alain Vigneault	82	45	27	10	100	.610
2007.08	Alain Vigneault	82	39	33	10	88	.537
2006.07	Alain Vigneault	82	49	26	7	105	.640
2005.06	Marc Crawford	82	42	32	8	92	.561
2004.05	Marc Crawford	-	-	-	-	-	-
2003.04	Marc Crawford	82	43	24	10(5)	101	.585
2002.03	Marc Crawford	82	45	23	13(1)	104	.628
2001.02	Marc Crawford	82	42	30	7(3)	94	.554
2000.01	Marc Crawford	82	36	28	11(7)	90	.506
1999.00	Marc Crawford	82	30	29	15(8)	83	.457
1998.99	Marc Crawford	37	8	23	6	22	.297
	Mike Keenan	45	15	24	6	36	.400
1997.98	Mike Keenan	63	21	30	12	54	.429
	Tom Renney	19	4	13	2	10	.263
1996.97	Tom Renney	82	35	40	7	77	.470
1995.96	Pat Quinn	6	3	3	0	6	.500
	Rick Ley	76	29	32	15	73	.480
1994.95	Rick Ley	48	18	18	12	48	.500
1993.94	Pat Quinn	84	41	40	3	85	.506
1992.93	Pat Quinn	84	46	29	9	101	.601
1991.92	Pat Quinn	80	42	26	12	96	.600
1990.91	Pat Quinn	26	9	13	4	22	.423
	Bob McCammon	54	19	30	5	43	.398
1989.90	Bob McCammon	80	25	41	14	64	.400
1988.89	Bob McCammon	80	33	39	8	74	.462
1987.88	Bob McCammon	80	25	46	9	59	.368
1986.87	Tom Watt	80	29	43	8	66	.413
1985.86	Tom Watt	80	23	44	13	59	.369
1984.85	Harry Neale	60	21	32	7	49	.408
	Bill LaForge	20	4	14	2	10	.250
1983.84	Harry Neale	32	15	13	4	34	.531
	Roger Neilson	48	17	26	5	39	.405
1982.83	Roger Neilson	80	30	35	14	75	.469
1981.82	Roger Neilson	5	4	0	1	9	.900
	Harry Neale	75	26	33	16	68	.481
1980.81	Harry Neale	80	28	32	20	76	.475
1979.80	Harry Neale	80	27	37	16	70	.481
1978.79	Harry Neale	80	25	42	13	63	.394
1977.78	Orland Kurtenbach	80	20	43	17	57	.356
1976.77	Orland Kurtenbach	45	16	19	10	42	.467
	Phil Maloney	35	9	23	3	21	.300
1975.76	Phil Maloney	80	33	32	15	81	.506
1974.75	Phil Maloney	80	38	32	10	86	.538
1973.74	Phil Maloney	37	15	18	4	34	.460
	Bill McCreary	41	9	25	7	25	.304
1972.73	Vic Stasiuk	78	22	47	9	51	.340
1971.72	Hal Laycoe	78	20	50	8	48	.308
1970.71	Hal Laycoe	78	24	46	8	56	.359

# GENERAL MANAGERS / CANUCKS CAPTAINS

## GENERAL MANAGERS HISTORY

YEAR	GM	YEAR	GM
1970.71 to 1972.73	Norman Robert Poile	1985.86 to 1986.87	Jack Gordon
1973.74	Hal Laycoe	1987.88 to 1997.98	Pat Quinn
1974.75 to 1976.77	Phil Maloney	1998.99 to 2003.04	Brian Burke
1977.78 to 1981.82	Jake Milford	2004.05 to 2007.08	Dave Nonis
1982.83 to 1984.85	Harry Neale	2008.09 to 2013.14	Michael D. Gillis
		2014.15 to	Jim Benning

## CANUCKS CAPTAINS

YEAR	CAPTAIN	YEAR	CAPTAIN
1970.71	Orland Kurtenbach	1992.93	Trevor Linden
1971.72	Orland Kurtenbach	1993.94	Trevor Linden
1972.73	Orland Kurtenbach	1994.95	Trevor Linden
1973.74	Orland Kurtenbach	1995.96	Trevor Linden
1974.75	Alternates only	1996.97	Trevor Linden
1975.76	Andre Boudrias	1997.98	Mark Messier
1976.77	Chris Oddleifson	1998.99	Mark Messier
1977.78	Don Lever	1999.00	Mark Messier
1978.79	Don Lever	2000.01	Markus Naslund
1979.80	Kevin McCarthy	2001.02	Markus Naslund
1980.81	Kevin McCarthy	2002.03	Markus Naslund
1981.82	Kevin McCarthy	2003.04	Markus Naslund
1982.83	Stan Smyl	2004.05	Markus Naslund
1983.84	Stan Smyl	2005.06	Markus Naslund
1984.85	Stan Smyl	2006.07	Markus Naslund
1985.86	Stan Smyl	2007.08	Markus Naslund
1986.87	Stan Smyl	2008.09	Roberto Luongo
1987.88	Stan Smyl	2009.10	Roberto Luongo
1988.89	Stan Smyl	2010.11	Henrik Sedin
1989.90	Stan Smyl	2011.12	Henrik Sedin
1990.91	Trevor Linden, Doug Lidster, Dan Quinn	2012.13	Henrik Sedin
1991.92	Trevor Linden	2013.14	Henrik Sedin

# REGULAR SEASON RECORD IN OVERTIME GAMES

## OVERTIME RECORD: 112-66-250\*

HOME RECORD: 57-30-124

ROAD RECORD: 55-36-126

Year	Goal Scorer	Date	Time	Score	Opponent	Goalie
1983.84 (3-4-9)	Patrik Sundstrom	Oct. 28	1:03	5-4	vs Hartford	Greg Millen
	Eddie Beers	Oct. 30	4:02	3-4	@ Calgary	Richard Brodeur
	Bengt Gustafsson	Nov. 4	1:01	4-5	@ Washington	Richard Brodeur
	Marcel Dionne	Dec. 26	1:00	4-5	vs Los Angeles	Frank Caprice
	Doug Risebrough	Feb. 23	3:33	2-3	@ Calgary	Frank Caprice
	Rick Lanz	Mar. 9	2:18	4-3	vs Chicago	Murray Bannerman
	Tony Tanti	Mar. 23	3:16	4-3	@ Winnipeg	Doug Soetaert
	Gary Lupul	Oct. 13	1:10	6-5	@ Los Angeles	Darren Eliot
	Peter McNab	Dec. 8	1:24	3-2	vs Edmonton	Grant Fuhr
	Ken Linseman	Dec. 15	0:33	1-2	@ Boston	Richard Brodeur
1984.85 (7-1-9)	Jere Gillis	Jan. 15	1:54	6-5	vs NY Islanders	Billy Smith
	Tony Tanti	Jan. 30	4:43	5-4	vs Montreal	Steve Penney
	Petri Skriko	Feb. 1	1:11	4-3	vs Hartford	Steve Weeks
	Thomas Gradin	Feb. 16	0:26	3-2	vs Boston	Pete Peeters
	Jean-Marc Lanthier	Mar. 3	2:47	7-6	@ Hartford	Mike Liut
	Joe Mullen	Nov. 16	2:09	5-6	@ St. Louis	Frank Caprice
	Jim Peplinski	Jan. 9	0:13	4-5	@ Calgary	Wendell Young
	Dave Lowry	Mar. 28	4:28	2-1	vs Los Angeles	Roland Melanson
	David Bruce	Jan. 7	1:26	3-2	@ Montreal	Brian Hayward
	Tony Tanti	Mar. 20	1:03	6-5	vs Winnipeg	Eldon Reddick
1985.86 (1-2-13)	Charlie Huddy	Oct. 23	2:51	4-5	vs Edmonton	Kirk McLean
	Ray Bourque	Dec. 17	2:16	2-3	@ Boston	Kirk McLean
	Laurie Boschman	Oct. 14	2:14	3-4	@ Winnipeg	Kirk McLean
	Mike Ridley	Oct. 25	2:55	3-4	vs Washington	Steve Weeks
	Petri Skriko	Nov. 5	0:34	3-2	@ Hartford	Mike Liut
	Joe Nieuwendyk	Dec. 26	3:04	2-3	vs Calgary	Troy Gamble
	Kelly Kisio	Jan. 21	1:59	4-5	vs NY Rangers	Kirk McLean
	Jim Sandlak	Feb. 23	4:42	2-1	vs Toronto	Allan Bester
	Greg Paslawski	Nov. 8	0:46	2-3	@ Winnipeg	Steve Weeks
	V. Damphousse	Nov. 29	3:48	2-3	vs Toronto	Kirk McLean
1989.90 (2-5-14)	Bernie Nicholls	Dec. 6	2:51	4-5	@ Los Angeles	Kirk McLean
	Jamie Macoun	Dec. 20	4:46	1-2	@ Calgary	Kirk McLean
	Dan Quinn	Jan. 18	3:39	3-2	@ Philadelphia	Ken Wregget
	Theoren Fleury	Feb. 1	4:51	3-4	@ Calgary	Steve Weeks
	Jyrki Lumme	Mar. 15	2:19	6-5	@ St. Louis	Curtis Joseph
	Tim Sweeney	Oct. 4	1:07	2-3	@ Calgary	Kirk McLean
	Petri Skriko	Oct. 14	1:32	5-4	vs Edmonton	Bill Ranford
	Joe Sakic	Dec. 10	4:05	2-3	vs Quebec	Kirk McLean
	Murray Baron	Mar. 13	3:09	4-5	vs Philadelphia	Troy Gamble
	Geoff Courttnall	Mar. 17	1:15	5-4	vs Los Angeles	Daniel Berthiaume
1990.91 (3-3-9)	Geoff Courttnall	Mar. 28	1:49	3-2	vs Winnipeg	Bob Essensa
	Geoff Courttnall	Oct. 8	3:32	3-2	@ Winnipeg	Bob Essensa
	Dave Babych	Nov. 22	2:14	6-5	vs Calgary	Mike Vernon
	Tom Fergus	Jan. 25	2:12	1-0	@ St. Louis	Curtis Joseph
	Ray Ferraro	Feb. 6	2:48	4-5	vs NY Islanders	Troy Gamble
	Pavel Bure	Feb. 23	2:52	2-1	vs Boston	Andy Moog
	Geoff Courttnall	Apr. 7	1:33	5-4	vs Edmonton	Ron Tugnutt
	Geoff Courttnall	Oct. 24	0:28	3-2	vs San Jose	Arturs Irbe
	Sergei Fedorov	Nov. 24	1:18	4-5	vs Detroit	Kirk McLean
	Dixon Ward	Nov. 29	0:15	2-1	vs Chicago	Ed Belfour
1991.92 (4-1-12)	Gilbert Dionne	Dec. 6	3:21	3-4	@ Montreal	Kirk McLean
	Cliff Ronning	Dec. 9	0:37	3-2	@ Boston	Jon Casey
	Pavel Bure	Jan. 24	0:54	5-4	@ Edm (@SK)	Bill Ranford
	Dave Gagner	Jan. 27	3:36	2-3	vs Dallas	Kirk McLean
	Paul Broten	Mar. 20	0:13	1-2	@ Dallas	Kay Whitmore
	Murray Craven	Mar. 28	3:57	3-2	vs Toronto	Felix Potvin
	Murray Craven	Apr. 25	2:00	3-4	@ Chicago	Kirk McLean
	Petr Klima	Nov. 18	2:06	4-5	@ Tampa Bay	Kirk McLean
	Chris Therien	Nov. 19	0:32	2-3	@ Philadelphia	Kirk McLean
	Alex Hicks	Jan. 24	1:34	1-2	vs Anaheim	Corey Hirsch
1994.95 (0-1-12)	Steve Thomas	Jan. 30	3:46	2-3	vs New Jersey	Corey Hirsch
	Russ Courttnall	Feb. 9	0:21	3-2	@ Edmonton	Fred Brathwaite
1995.96 (1-4-15)						

ALL-TIME

# REGULAR SEASON RECORD IN OVERTIME GAMES

Year	Goal Scorer	Date	Time	Score	Opponent	Goalie
1996.97 (5-2-7)	Rick Tocchet	Oct. 14	4:45	4-5	vs Boston	Kirk McLean
	Esa Tikkanen	Nov. 1	0:42	5-4	@ Edmonton	Curtis Joseph
	Bryan McCabe	Nov. 13	0:45	4-5	@ NY Islanders	Corey Hirsch
	Chris Joseph	Nov. 21	3:51	2-1	vs Chicago	Jeff Hackett
	Mike Sillinger	Dec. 4	3:38	7-6	@ Buffalo	Dominik Hasek
1997.98 (0-3-14)	Alex Mogilny	Jan. 22	1:24	4-3	@ Chicago	Jeff Hackett
	Jyrki Lumme	Jan. 30	1:30	2-1	vs NY Islanders	Tommy Salo
	Kevin Hatcher	Oct. 25	0:41	2-3	vs Pittsburgh	Kirk McLean
	Rob Brown	Nov. 1	3:52	6-7	@ Pittsburgh	Kirk McLean
	Greg Johnson	Nov. 22	1:22	4-5	vs Chicago	Kirk McLean
1998.99 (0-1-12)	Jaromir Jagr	Feb. 11	1:21	5-6	@ Pittsburgh	Corey Hirsch
1999.00 (4-9-15)	Valeri Bure	Oct. 13	3:05	3-4	vs Calgary	Garth Snow
	Mark Messier	Oct. 19	0:43	6-5	@ Tampa Bay	Dan Cloutier
	Todd Bertuzzi	Dec. 2	1:51	3-2	vs Edmonton	Tommy Salo
	Milan Hejduk	Dec. 12	1:36	2-3	vs Colorado	Kevin Weekes
	Adam Burt	Dec. 29	2:34	2-3	vs Philadelphia	Garth Snow
	Sylvain Cote	Jan. 12	3:16	2-3	@ Chicago	Felix Potvin
	Mark Messier	Jan. 13	3:29	4-3	@ Nashville	Mike Dunham
	Steve Thomas	Jan. 17	4:55	4-5	vs Toronto	Felix Potvin
	Ethan Moreau	Jan. 25	4:00	4-5	vs Edmonton	Garth Snow
	Mattias Ohlund	Feb. 9	1:22	4-3	vs Calgary	Fred Brathwaite
	Mats Sundin	Mar. 6	3:13	5-6	vs Toronto	Felix Potvin
	Jozsef Stumpel	Mar. 13	3:53	2-3	@ Los Angeles	Felix Potvin
	Rem Murray	Apr. 7	4:01	4-5	vs Edmonton	Felix Potvin
	Ed Jovanovski	Oct. 6	2:20	4-3	@ Florida	Trevor Kidd
	Jeremy Roenick	Oct. 21	0:16	2-3	vs Phoenix	Felix Potvin
2000.01 (5-7-11)	Andrei Nikolishin	Nov. 22	4:17	2-3	@ Washington	Felix Potvin
	Anson Carter	Dec. 20	2:41	2-3	@ Edmonton	Bob Essensa
	Milan Hejduk	Dec. 23	3:59	2-3	@ Colorado	Felix Potvin
	Mattias Ohlund	Jan. 30	1:43	3-2	vs Minnesota	Jamie McLennan
	Adam Oates	Feb. 14	4:19	3-4	vs Washington	Dan Cloutier
	Brendan Morrison	Feb. 17	0:58	6-5	@ Edmonton	Tommy Salo
	Mattias Ohlund	Mar. 2	3:40	3-2	vs St. Louis	Brent Johnson
	Aaron Gavey	Mar. 4	2:26	3-4	vs Minnesota	Dan Cloutier
	Shane Doan	Mar. 8	0:38	2-3	@ Phoenix	Bob Essensa
	Harold Druken	Apr. 5	3:19	3-2	vs Los Angeles	Felix Potvin
	Ed Jovanovski	Dec. 12	4:06	1-0	@ Anaheim	J-S. Giguere
	Kris Draper	Jan. 9	2:26	4-5	@ Detroit	Peter Skudra
	Glen Murray	Feb. 12	2:03	1-2	vs Boston	Peter Skudra
	Mike Modano	Feb. 28	4:59	3-4	vs Dallas	Dan Cloutier
	Mattias Ohlund	Mar. 17	3:04	3-2	@ New Jersey	Martin Brodeur
2001.02 (4-3-7)	Andrew Cassels	Mar. 28	4:20	4-3	vs Columbus	Marc Denis
	Brendan Morrison	Apr. 5	2:23	5-4	vs Minnesota	Dwayne Roloson
	Todd Bertuzzi	Dec. 4	0:56	3-2	@ New Jersey	Martin Brodeur
	Markus Naslund	Dec. 21	2:20	4-3	vs Edmonton	Tommy Salo
	Brendan Morrison	Feb. 13	1:58	2-1	vs Colorado	Patrick Roy
	Marek Malik	Feb. 18	3:02	4-3	@ Detroit	Curtis Joseph
	Brendan Morrison	Feb. 22	1:22	3-2	@ Edmonton	Tommy Salo
	Rick Nash	Mar. 6	2:02	4-5	@ Columbus	Alex Auld
	Simon Gagne	Nov. 13	1:47	3-4	@ Philadelphia	Johan Hedberg
	Brian Rolston	Nov. 15	4:15	1-2	@ Boston	Dan Cloutier
	Mattias Ohlund	Nov. 18	3:02	5-4	vs Montreal	Jose Theodore
	Sami Salo	Nov. 20	2:59	3-2	vs Chicago	Craig Anderson
	Markus Naslund	Nov. 27	4:13	3-2	@ Ottawa	Patrick Lalime
	Markus Naslund	Dec. 9	0:24	4-3	vs Pittsburgh	Marc-Andre Fleury
	Markus Naslund	Dec. 14	4:13	2-1	vs Carolina	Jaime Storr
2002.03 (5-1-13)	Brendan Morrison	Dec. 16	1:19	2-1	@ Nashville	Tomas Vokoun
	Todd Bertuzzi	Dec. 31	4:33	4-3	@ Chicago	Michael Leighton
	Markus Naslund	Jan. 21	4:39	5-4	vs Tampa Bay	Nikolai Khabibulin
	Adrian Aucoin	Feb. 3	0:36	4-5	@ NY Islanders	Johan Hedberg
	Eric Brewer	Feb. 21	3:56	3-4	@ Edmonton	Dan Cloutier
	Brent Sopel	Feb. 26	2:14	3-2	vs San Jose	Vesa Toskala
	Geoff Sanderson	Mar. 12	4:27	4-3	@ Edmonton	Jussi Markkanen
	Tyler Arnason	Mar. 19	1:44	3-4	@ Chicago	Alex Auld
	Brendan Morrison	Mar. 27	0:40	3-2	vs Dallas	Ron Tugnutt
2004.05	-	-	-	-	-	-

# REGULAR SEASON RECORD IN OVERTIME GAMES

Year	Goal Scorer	Date	Time	Score	Opponent	Goalie
2005.06 (4-0-4)	Ian Laperriere	Oct. 29	1:55	3-4	@ Colorado	Alex Auld
	Michael Peca	Dec. 17	4:08	4-5	vs Edmonton	Maxime Ouellet
	Brendan Morrison	Jan. 7	2:53	4-3	vs Calgary	Miikka Kiprusoff
	Daniel Sedin	Feb. 12	1:26	3-2	vs Minnesota	Manny Fernandez
	David Legwand	Mar. 9	0:06	2-3	vs Nashville	Alex Auld
	Ed Jovanovski	Apr. 8	2:27	3-2	vs Calgary	Miikka Kiprusoff
	Christian Ehrhoff	Apr. 12	0:34	4-5	vs San Jose	Alex Auld
	Brendan Morrison	Apr. 15	4:23	4-3	vs Colorado	Jose Theodore
	Daniel Sedin	Oct. 6	0:31	3-2	@ Columbus	Pascal LeClaire
	Sami Salo	Oct. 20	4:59	3-2	@ St. Louis	Curtis Sanford
2006.07 (12-0-3)	Lukas Krajcek	Oct. 21	2:32	4-3	@ Nashville	Tomas Vokoun
	Brendan Morrison	Nov. 22	3:01	4-3	@ Detroit	Dominik Hasek
	Daniel Sedin	Dec. 8	3:02	4-3	vs Carolina	Cam Ward
	Sami Salo	Dec. 27	2:46	6-5	vs Calgary	Miikka Kiprusoff
	Matt Cooke	Jan. 5	1:24	3-2	vs Edmonton	Dwayne Roloson
	Alexander Frolov	Jan. 26	1:48	2-3	vs Los Angeles	Roberto Luongo
	Sami Salo	Feb. 14	4:20	3-2	@ Minnesota	Niklas Backstrom
	Daniel Sedin	Feb. 20	2:19	3-2	@ Anaheim	J.S. Giguere
	Jere Lehtinen	Feb. 25	4:17	1-2	@ Dallas	Roberto Luongo
	Henrik Sedin	Mar. 9	3:30	2-1	@ San Jose	Evgeni Nabokov
2007.08 (4-0-1)	Brent Burns	Mar. 13	4:24	2-3	vs Minnesota	Roberto Luongo
	Daniel Sedin	Mar. 15	1:09	3-2	vs St. Louis	Curtis Sanford
	Mattias Ohlund	Apr. 7	0:34	4-3	@ San Jose	Evgeni Nabokov
	Daniel Sedin	Oct. 6	4:55	4-3	@ Calgary	Miikka Kiprusoff
	Henrik Sedin	Nov. 9	1:22	2-1	vs Colorado	Jose Theodore
	Daniel Sedin	Feb. 19	3:18	3-2	@ Minnesota	Niklas Backstrom
	Jason Chimera	Feb. 29	1:07	2-3	vs Columbus	Roberto Luongo
	Ryan Kesler	Mar. 10	0:46	2-1	@ Los Angeles	Dan Cloutier
	Pavol Demitra	Oct. 11	3:54	5-4	@ Calgary	Roberto Luongo
	Alex Burrows	Oct. 16	0:27	4-3	@ Detroit	Roberto Luongo
2008.09 (5-0-3)	Sami Salo	Nov. 24	2:33	3-2	vs Detroit	Curtis Sanford
	Patrick Marleau	Jan. 20	3:08	1-2	@ San Jose	Evgeni Nabokov
	Marc Bergeron	Jan. 31	1:52	3-4	vs Minnesota	Niklas Backstrom
	Scott Niedermayer	Mar. 11	3:37	3-4	@ Anaheim	Jonas Hiller
	Henrik Sedin	Mar. 31	4:00	2-1	@ Minnesota	Roberto Luongo
	Henrik Sedin	Apr. 11	0:40	1-0	@ Colorado	Roberto Luongo
	Christian Ehrhoff	Dec. 31	2:24	4-3	@ St. Louis	Chris Mason
	Daniel Sedin	Jan. 20	1:39	3-2	@ Edmonton	Devan Dubnyk
	Christian Ehrhoff	Mar. 2	1:33	4-3	@ Columbus	Steve Mason
	Henrik Zetterberg	Mar. 20	4:59	3-4	vs Detroit	Roberto Luongo
2009.10 (4-0-1)	Sami Salo	Apr. 4	2:15	4-3	vs Minnesota	Niklas Backstrom
	Mason Raymond	Oct. 26	0:28	4-3	vs Colorado	Peter Budaj
	Tyler Myers	Nov. 15	4:37	3-4	@ Buffalo	Cory Schneider
	Steven Stamkos	Dec. 11	0:34	4-5	vs Tampa Bay	Cory Schneider
	Ryan Kesler	Dec. 15	3:30	3-2	vs Columbus	Mathieu Garon
	Henrik Zetterberg	Dec. 22	2:59	4-5	@ Detroit	Roberto Luongo
	David Jones	Jan. 18	2:52	3-4	@ Colorado	Roberto Luongo
	Dan Hamhuis	Mar. 8	2:13	4-3	@ Phoenix	Ilya Bryzgalov
	Christian Ehrhoff	Apr. 9	2:41	3-2	@ Calgary	Henrik Karlsson
	Sami Salo	Oct. 22	4:39	3-2	vs Minnesota	Niklas Backstrom
2011.12 (7-0-2)	Chris Higgins	Nov. 20	2:18	2-1	vs Ottawa	Alex Auld
	Andrew Ebbett	Dec. 28	3:23	3-2	@ San Jose	Antti Niemi
	Daniel Sedin	Jan. 12	0:46	3-2	@ St. Louis	Brian Elliott
	Daniel Sedin	Jan. 31	3:37	3-2	vs Chicago	Corey Crawford
	Loui Eriksson	Feb. 26	3:52	2-3	@ Dallas	Roberto Luongo
	Andrew Shaw	Mar. 21	2:42	1-2	@ Chicago	Roberto Luongo
	Chris Higgins	Mar. 24	1:40	3-2	@ Colorado	Semyon Varlamov
	Andrew Ebbett	Mar. 31	3:58	3-2	vs Calgary	Henrik Karlsson
	Chris Tanev	Feb. 4	4:40	3-2	@ Edmonton	Devan Dubnyk
	Matt Calvert	Mar. 7	4:03	1-2	@ Columbus	Cory Schneider
2012.13 (1-0-1)	Mike Santorelli	Oct. 6	3:17	5-4	@ Calgary	Joey MacDonald
	Mike Santorelli	Oct. 8	2:18	3-2	New Jersey	Cory Schneider
	Brad Richardson	Oct. 22	2:16	5-4	@ NY Islanders	Evgeni Nabokov
	Ryan Kesler	Oct. 25	4:45	3-2	@ St. Louis	Jaroslav Halak
	Dan Boyle	Nov. 14	2:38	1-2	San Jose	Roberto Luongo
	Anze Kopitar	Nov. 25	0:48	2-3	Los Angeles	Roberto Luongo
	Chris Higgins	Dec. 6	3:41	3-2	Phoenix	Roberto Luongo
	Corey Perry	Jan. 5	4:58	3-4	@ Anaheim	Eddie Lack
	Kevin Bieksa	Jan. 26	2:15	5-4	Phoenix	Mike Smith
	Tyson Barrie	Mar. 27	0:55	2-3	@ Colorado	Eddie Lack

\*Please note that the all-time overtime record does not include shootouts. The first column represents a win (two points earned), the second column represents a loss (zero points earned) and the third column represents games in which one point was earned in overtime (tie, OTL or SO).



# SHOOTOUT RECORD

## OVERALL SHOOTOUT RECORD: 44-53

HOME RECORD: 20-30

ROAD RECORD: 24-23

Year	Goal Scorer	Date	Score	Opponent	Goalie
2005.06 (4-4)	Raffi Torres	Oct. 8	3-4	@ Edmonton	Dan Cloutier
	Daniel Sedin	Dec. 9	3-2	vs Ottawa	Dominik Hasek
	Alexander Frolov	Dec. 19	3-4	vs Los Angeles	Alex Auld
	Steven Reinprecht	Dec. 23	5-6	vs Calgary	Alex Auld
	Jarkko Ruutu	Jan. 28	4-3	@ Colorado	David Aebischer
	Markus Naslund	Mar. 3	5-4	@ Chicago	Craig Anderson
	Todd Bertuzzi	Mar. 23	4-3	vs Edmonton	Dwayne Roloson
	Mikko Koivu	Mar. 31	1-2	vs Minnesota	Alex Auld
	Petteri Nummelin	Oct. 10	1-2	@ Minnesota	Roberto Luongo
	Markus Naslund	Oct. 27	3-2	vs Washington	Olaf Kolzig
2006.07 (5-4)	Ryan Kesler	Jan. 3	2-1	vs Dallas	Marty Turco
	Josh Green	Jan. 7	4-3	vs Florida	Ed Belfour
	Ales Kotalik	Jan. 19	3-4	@ Buffalo	Dany Sabourin
	Nikolai Zherdev	Jan. 30	2-3	vs Columbus	Roberto Luongo
	Trevor Linden	Feb. 16	2-1	@ Chicago	Patrick Lalime
	Daniel Sedin	Mar. 4	4-3	vs Minnesota	Niklas Backstrom
	Brett McLean	Mar. 25	4-5	vs Colorado	Roberto Luongo
	Ales Hemsky	Nov. 14	0-1	vs Edmonton	Roberto Luongo
	Shawn Horcoff	Nov. 20	4-5	@ Edmonton	Roberto Luongo
	Kristopher Letang	Dec. 8	1-2	vs Pittsburgh	Roberto Luongo
2007.08 (6-9)	Fernando Pisani	Dec. 15	1-2	@ Edmonton	Curtis Sanford
	Taylor Pyatt	Dec. 22	2-1	@ Phoenix	Ilya Bryzgalov
	Alexander Edler	Jan. 8	3-2	vs NY Islanders	Rick DiPietro
	Alexander Edler	Jan. 13	4-3	@ St. Louis	Manny Legace
	Henrik Zetterberg	Jan. 17	2-3	@ Detroit	Roberto Luongo
	Daniel Sedin	Jan. 23	3-2	vs St. Louis	Manny Legace
	Nathan Horton	Feb. 1	3-4	@ Florida	Roberto Luongo
	Brenden Morrow	Feb. 5	2-3	@ Dallas	Roberto Luongo
	Ryan Shannon	Feb. 10	3-2	vs Chicago	Nikolai Khabibulin
	Mikko Koivu	Feb. 14	4-5	vs Minnesota	Roberto Luongo
2008.09 (3-7)	Mason Raymond	Feb. 21	3-2	@ Nashville	Chris Mason
	Joe Sakic	Feb. 27	2-3	vs Colorado	Roberto Luongo
	Mattias Ohlund	Oct. 31	7-6	@ Anaheim	Jonas Hiller
	Marek Svatos	Nov. 12	1-2	vs Colorado	Roberto Luongo
	Frans Neilsen	Nov. 17	1-2	@ NY Islanders	Roberto Luongo
	Marek Svatos	Dec. 7	4-5	@ Colorado	Cory Schneider
	Erik Christensen	Jan. 2	3-4	@ Atlanta	Jason LaBarbera
	James Neal	Jan. 4	2-3	vs Dallas	Jason LaBarbera
	Jason Williams	Jan. 18	5-6	vs Columbus	Roberto Luongo
	Pavol Demitra	Feb. 17	4-3	@ Calgary	Miikka Kiprusoff
2009.10 (4-4)	Mats Sundin	Feb. 21	3-2	@ Toronto	Vesa Toskala
	Corey Perry	Apr. 2	5-6	vs Anaheim	Roberto Luongo
	Kyle Wellwood	Oct. 11	4-3	vs Dallas	Marty Turco
	Mikael Samuelsson	Oct. 29	2-1	@ Los Angeles	Jonathan Quick
	Lauri Koprikoski	Dec. 29	2-3	@ Phoenix	Roberto Luongo
	Jamie Lundmark	Jan. 9	2-3	vs Calgary	Roberto Luongo
	Pavol Demitra	Feb. 6	3-2	@ Boston	Tuukka Rask
	Adrian Aucoin	Mar. 10	3-4	@ Phoenix	Andrew Raycroft
	Pavol Demitra	Apr. 2	5-4	@ Anaheim	Curtis McElhinney
	Matt Duchene	Apr. 6	3-4	vs Colorado	Roberto Luongo
2010.11 (4-5)	Anze Kopitar	Oct. 9	1-2	vs Los Angeles	Roberto Luongo
	Patrick Kane	Oct. 20	1-2	@ Chicago	Roberto Luongo
	Jeff Tambellini	Dec. 8	5-4	vs Anaheim	Jonas Hiller
	Jiri Hudler	Jan. 8	1-2	vs Detroit	Roberto Luongo
	Ryan Kesler	Jan. 11	4-3	@ N Y Islanders	Kevin Poulin
	Joe Pavelski	Jan. 20	1-2	vs San Jose	Roberto Luongo
	Alex Tanguay	Jan. 22	3-4	vs Calgary	Roberto Luongo
	Raffi Torres	Mar. 1	2-1	vs Columbus	Steve Mason
	Alex Burrows	Mar. 10	5-4	@ San Jose	Antti Niemi
	Kris Letang	Oct. 6	3-4	vs Pittsburgh	Roberto Luongo
2011.12 (8-7)	Cody Hodgson	Dec. 8	4-3	@ Montreal	Carey Price
	Rick Nash	Dec. 13	1-2	@ Columbus	Roberto Luongo
	Michal Handzus	Jan. 2	2-3	vs San Jose	Roberto Luongo
	Mason Raymond	Jan. 10	5-4	@ Tampa Bay	Dwayne Roloson
	Mike Richards	Jan. 17	2-3	vs Los Angeles	Roberto Luongo
	Cody Hodgson	Jan. 24	3-2	vs Edmonton	Devan Dubnyk
	Pavel Datsyuk	Feb. 2	3-4	vs Detroit	Roberto Luongo
	Mason Raymond	Feb. 4	3-2	@ Colorado	J-S Giguere
	Alex Edler	Feb. 7	4-3	@ Nashville	Pekka Rinne
	Jarome Iginla	Feb. 11	2-3	@ Calgary	Roberto Luongo
	Ryan Kesler	Feb. 13	2-1	vs Phoenix	Jason LaBarbera
	Alex Burrows	Feb. 23	4-3	@ Detroit	Jimmy Howard
	Ray Whitney	Feb. 28	1-2	@ Phoenix	Cory Schneider
	Alex Edler	Apr. 3	5-4	vs Anaheim	Jonas Hiller

# SHOOTOUT RECORD/ALL-TIME SCORING

Year	Goal Scorer	Date	Score	Opponent	Goalie
2012.13 (5-6)	Sam Gagner	Jan. 20	2-3	vs Edmonton	Roberto Luongo
	Zack Kassian	Jan. 23	3-2	vs Calgary	Miikka Kiprusoff
	Jeff Carter	Jan. 28	2-3	@ Los Angeles	Roberto Luongo
	Jordan Schroeder	Feb. 1	2-1	vs Chicago	Corey Crawford
	TJ Oshie	Feb. 17	3-4	vs St. Louis	Roberto Luongo
	Andrew Shaw	Feb. 19	3-4	@ Chicago	Cory Schneider
	Joe Pavelski	Mar. 5	2-3	vs San Jose	Cory Schneider
	Mason Raymond	Mar. 12	2-1	@ Columbus	Sergei Bobrovsky
	Maxim Lapierre	Mar. 26	1-0	vs Columbus	Sergei Bobrovsky
	Andy McDonald	Apr. 16	1-2	@ St. Louis	Cory Schneider
	Maxim Lapierre	Apr. 20	2-1	vs Detroit	Jimmy Howard
	Evgeni Malkin	Oct. 19	3-4	@ Pittsburgh	Roberto Luongo
	Mike Santorelli	Oct. 24	3-2	@ New Jersey	Cory Schneider
	Antoine Vermette	Nov. 5	2-3	@ Phoenix	Roberto Luongo
2013.14 (5-7)	Jonathan Huberdeau	Nov. 19	2-3	Florida	Roberto Luongo
	Jason Pominville	Dec. 17	2-3	@ Minnesota	Roberto Luongo
	Ryan Kesler	Dec. 20	3-2	@ Chicago	Antti Raanta
	Vincent Lecavalier	Dec. 30	3-4	Philadelphia	Eddie Lack
	Sidney Crosby	Jan. 7	4-5	Pittsburgh	Eddie Lack
	Chris Higgins	Jan. 18	3-2	Calgary	Karri Ramo
	Justin Fontaine	Feb. 28	1-2	Minnesota	Eddie Lack
	Chris Higgins	Mar. 12	2-3	@ Winnipeg	Ondrej Pavelec
	Nicklas Jensen	Mar. 16	4-3	@ Florida	Roberto Luongo

## ALL-TIME SCORING

Rk	Player	GP	G	A	PTS	PIM	Rk	Player	GP	G	A	PTS	PIM
1	<b>H. Sedin</b>	<b>1010</b>	<b>193</b>	<b>649</b>	<b>842</b>	<b>576</b>	54	D. Babych	409	23	131	154	290
2	<b>D. Sedin</b>	<b>979</b>	<b>307</b>	<b>498</b>	<b>805</b>	<b>420</b>	55	<b>J. Hansen</b>	<b>389</b>	<b>61</b>	<b>90</b>	<b>151</b>	<b>174</b>
3	M. Naslund	884	346	410	756	614	56	G. Lupul	293	70	75	145	243
4	T. Linden	1140	318	415	733	730	57	I. Lariionov	210	51	92	143	88
5	S. Smyl	896	262	411	673	1556	58	S. Mommoso	269	68	73	141	655
6	T. Gradin	613	197	353	550	280	T-59	G. Monahan	287	58	82	140	166
7	P. Bure	428	254	224	478	328		G. Butcher	610	33	107	140	1668
8	T. Tanti	531	250	220	470	489	61	J. Gillis	309	63	75	138	210
9	T. Bertuzzi	518	188	261	449	822	62	D. Tallon	222	44	93	137	219
10	D. Lever	593	186	221	407	354	T-63	B. Bradley	193	51	81	132	155
T-11	R. Kesler	655	182	211	393	594		J. Guevremont	227	44	88	132	124
12	A. Boudrias	458	121	267	388	140	65	B. Dailey	257	38	93	131	417
13	P. Skriko	472	171	202	373	221	66	B. Sopel	322	33	97	130	139
14	G. Adams	489	179	190	369	154	67	P. Nedved	222	63	61	124	152
16	P. Sundstrom	374	133	209	342	181	T-68	W. Maki	180	50	73	123	148
17	C. Ronning	366	112	216	328	183		I. Hlinka	137	42	81	123	28
18	M. Ohlund	770	93	232	325	756	T-70	R. Sutter	291	61	61	122	533
T-19	J. Lumme	579	83	238	321	379		L. Lindgren	335	23	99	122	292
	D. Kearns	677	31	290	321	386	72	A. Aucoin	341	49	71	120	245
21	<b>A. Burrows</b>	<b>618</b>	<b>157</b>	<b>152</b>	<b>309</b>	<b>896</b>	73	J. Bubl	256	17	101	118	202
22	A. Mogilny	312	139	169	308	144	74	P. Reinhart	131	24	90	114	74
23	D. Lidster	666	65	242	307	526	75	M. Walton	115	44	69	113	71
24	D. Ververgaert	409	139	165	304	177	T-76	T. Klatt	313	51	60	111	87
25	C. Oddleifson	469	85	180	265	439		R. Courtnall	141	39	72	111	68
26	G. Courtnall	292	102	144	246	495	<b>T-78</b>	<b>D. Hamhuis</b>	<b>272</b>	<b>19</b>	<b>87</b>	<b>106</b>	<b>118</b>
27	D. Rota	289	120	116	236	453		M. Samuelsson	155	49	57	106	106
28	S. Salo	566	74	162	236	202	80	C. Neely	201	51	53	104	320
29	E. Jovanovski	434	57	177	234	536	T-81	D. Brashear	388	50	53	103	1159
30	<b>A. Edler</b>	<b>494</b>	<b>58</b>	<b>170</b>	<b>228</b>	<b>287</b>		H. Graves	196	42	61	103	49
T-31	<b>K. Bieksa</b>	<b>537</b>	<b>52</b>	<b>175</b>	<b>227</b>	<b>802</b>	<b>T-83</b>	<b>C. Higgins</b>	<b>204</b>	<b>47</b>	<b>55</b>	<b>102</b>	<b>62</b>
	R. Lanz	417	56	171	227	331		B. Hedican	310	17	85	102	281
T-33	J. Sandler	509	104	117	221	789	85	P.-O. Brasar	181	37	63	100	21
	R. Blight	324	96	125	221	168	T-86	G. Odjick	444	46	52	98	2127
35	B. Schmautz	285	108	104	212	428		L. Molin	172	33	65	98	37
36	C. Fraser	348	92	114	206	651	88	C. Ehrhoff	159	28	66	94	94
37	M. Cooke	566	83	120	203	625	89	T. Pyatt	224	49	44	93	145
38	K. McCarthy	352	51	148	199	388	90	R. Paiement	147	44	47	91	269
39	B. Pederson	323	60	137	197	174	T-91	S. Bozek	191	46	44	90	118
40	H. Snepsts	781	35	160	195	1446		R. Lemieux	192	29	61	90	68
41	G. O'Flaherty	435	98	95	193	166		B. Wilkins	276	21	69	90	458
42	B. Lalonde	353	72	117	189	185	94	P. Bordeleau	183	33	56	89	47
43	I. Boldirev	216	80	104	184	105	95	D. Murzyn	452	23	65	88	900
44	M. Raymond	374	80	98	178	118	96	S. Tambellini	161	42	45	87	34
45	R. Sedlbauer	325	108	69	177	170	97	D. Quinn	101	34	49	83	73
46	M. Gelinas	258	90	81	171	173	98	M. Petit	226	24	57	81	373
47	A. Cassels	198	40	128	168	48	T-99	P. Schaefer	194	37	40	77	52
48	D. Williams	312	83	82	165	1324		J. Sleg	154	12	65	77	235
T-49	O. Kurtenbach	229	62	101	163	200	101	M. Ridley	112	26	47	73	71
	D. Halward	324	45	118	163	389	T-102	P. Martin	131	27	45	72	60
T-51	M. Lemay	279	70	92	162	367		G. Diduck	265	17	55	72	553
	M. Messier	207	52	110	162	121	104	M. Hall	109	27	44	71	28
53	J. Gould	218	82	76	158	53	105	J. Benning	241	15	55	70	172

# ALL-TIME SCORING

Rk	Player	GP	G	A	PTS	PIM	Rk	Player	GP	G	A	PTS	PIM
106	P. Demitra	97	23	46	69	20	T-189	G. Hawgood	95	7	22	29	32
107	B. Manno	163	13	55	68	115		M. Santorelli	49	10	18	28	6
108	G. Boddy	273	23	44	67	263		M. Sundin	41	9	19	28	28
T-109	M. Craven	88	15	50	65	42	T-192	L. Goodenough	113	7	21	28	75
	A. Plavsic	182	13	52	65	147		C. Taney	156	8	19	27	20
111	E. Tikkanen	100	25	39	64	80		S. Kariya	65	9	18	27	32
112	D. Tannahill	111	30	33	63	25	R. Dirk	217	9	18	27	401	
113	R. Nordmark	169	10	52	62	194	C. Joseph	101	5	22	27	68	
T-114	M. Sillinger	138	28	32	60	65	L. Krajicek	117	5	22	27	100	
	M. Robitaille	174	10	50	60	121	T. Kurvers	32	4	23	27	20	
T-116	D. Ward	103	28	31	59	119	T-198	L. Bohonos	70	13	13	26	14
	G. Valk	172	24	35	59	200		D. Weise	152	10	16	26	166
T-118	A. Chubarov	228	25	33	58	40	C. Alexander	32	8	18	26	6	
	W. Mitchell	264	10	48	58	233	D. Wickenheiser	80	7	19	26	36	
120	R. Kron	144	24	33	57	37	T-202	G. Meehan	57	10	15	25	4
T-121	B. May	225	29	27	56	380	S. Lachance	157	4	21	25	96	
T-122	H. Druken	118	27	29	56	30	T-204	R. Boyd	62	7	17	24	64
	M. Corrigan	95	24	32	56	128		J. McIlhargey	167	6	18	24	403
T-124	A. Carter	81	33	22	55	41	<b>T-206 B. Richardson</b>	<b>73</b>	<b>11</b>	<b>12</b>	<b>23</b>	<b>39</b>	
	P. McNab	88	24	31	55	20		J. LeBlanc	43	13	10	23	18
T-127	J.-J. Daigneault	131	9	46	55	114	J. King	55	12	11	23	8	
	S. Bernier	140	26	28	54	48	J. Bulis	79	12	11	23	70	
	D. Scatchard	179	26	28	54	329	J. Hlavac	55	10	13	23	16	
T-128	B.J. MacDonald	88	26	28	54	32	D. Pederson	102	8	15	23	98	
	J. Brown	72	10	44	54	44	D. Richter	127	4	19	23	396	
	B. Peterson	146	15	38	53	171	T-213	T. Glass	140	7	14	21	187
T-132	K. Wellwood	149	32	20	52	16	R. Vaive	47	13	8	21	111	
	D. Capuano	88	16	36	52	52	L. Melnyk	190	5	16	21	246	
T-134	D. Booth	134	26	25	51	54	K. McLean (G)	516	0	21	21	54	
	J. Ruutu	267	23	28	51	453	T-217	B. McSheffrey	87	13	7	20	44
136	M. Crawford	176	19	31	50	229		R. Walter	92	9	11	20	59
	T-137	J. Garrison	128	15	34	49	85	R. Stewart	53	8	12	20	4
T-138	T. Taylor	125	20	29	49	141	D. Saunders	56	7	13	20	10	
	D. Hodgson	74	16	33	49	52	J. Schella	115	2	18	20	224	
	B. Ashton	124	23	25	48	68	T-222	A. Rome	148	5	14	19	123
T-140	B. Muckalt	106	20	28	48	115	J. Strudwick	243	4	15	19	367	
	T. Fergus	80	19	29	48	37	T-224	J. Mazur	47	11	7	18	20
144	M. Malhotra	159	18	30	48	36		R. Park	60	8	10	18	29
	T-145	R. Oksa	68	21	25	46	44	T. Hunter	176	8	10	18	512
T-146	N. Belland	106	13	31	44	54	K. Guy	114	5	13	18	105	
	A. Semenov	62	10	34	44	28	P. Quinn	133	4	14	18	212	
T-149	S. Walker	197	10	34	44	466	S. O'Brien	141	2	16	18	275	
	M. Baron	383	10	34	44	375	T-230	J. Tambellini	62	9	8	17	18
	<b>Z. Kassian</b>	<b>116</b>	<b>22</b>	<b>21</b>	<b>43</b>	<b>206</b>	M. Keane	64	8	9	17	20	
T-152	D. Balon	116	22	21	43	43	J. Carson	34	7	10	17	22	
	J. Wright	91	13	30	43	43	C. Campbell	89	1	16	17	206	
	N. Baumgartner	99	7	35	42	38	<b>T-234 R. Stanton</b>	<b>64</b>	<b>1</b>	<b>15</b>	<b>16</b>	<b>32</b>	
T-154	T. Letowski	120	18	24	42	51		T. Currie	38	9	7	16	4
T-155	D. Bruce	143	23	18	41	245	R. Rypien	119	9	7	16	226	
	J. Beranek	98	14	27	41	88	J. Charbonneau	46	8	8	16	55	
T-156	D. Lowry	165	19	21	40	357	D. Sanderson	16	7	9	16	30	
	J. Nill	124	17	23	40	219	T. Hall	34	7	9	16	25	
T-158	J. Butler	128	19	20	39	96	B. Helmer	62	7	9	16	71	
	T. Pratt	176	9	30	39	261	T. Warriner	44	6	10	16	34	
T-160	M. Kirtton	119	23	14	37	27	M. Marois	50	4	12	16	115	
	R. Delorme	210	17	20	37	383	K. Ballard	148	3	13	16	146	
164	B. Noonan	98	14	23	37	68	T-244	J. Schroeder	56	6	9	15	6
	M. Malik	147	10	27	37	97		A. Spruce	51	9	6	15	37
	B. Gassoff	122	19	17	36	163		M. Arvedson	41	8	7	15	12
T-165	C. Hodgson	71	17	18	35	8	D. Stanley	100	6	9	15	192	
	A. DeMarco	95	13	22	35	23	A. McBain	45	5	10	15	54	
T-168	J. Grisdale	199	3	32	35	266	S. Staios	143	3	12	15	208	
	B. Derlago	63	15	19	34	29	G. Ledyard	49	2	13	15	14	
	W. Connelly	53	14	20	34	12	T-251	D. Smith	40	6	8	14	76
A. MacAdam	80	14	20	34	27	M. Lindgren		54	5	9	14	18	
T-173	V. Krutov	61	11	23	34	20	W. Huber	35	4	10	14	40	
	P. Popiel	116	11	23	34	97	R. Johnson	120	3	11	14	24	
	R. Cullen	70	12	21	33	42	D. Gagner	33	2	12	14	24	
T-178	D. Dunn	69	11	22	33	87	R. Eriksson	35	2	12	14	4	
	H. York	103	11	22	33	40	T-257	A. Alberts	134	4	9	13	126
	B. McCabe	95	8	25	33	184		D. Hendrickson	67	7	6	13	36
T-182	P. Zezel	66	11	20	31	18	R. Summanen	19	6	7	13	2	
	C. Cox	177	10	21	31	535	J. Green	90	6	7	13	39	
T-184	D. Johnson	77	16	14	30	16	R. Shannon	27	5	8	13	24	
	M. Lapierre	149	14	16	30	183	J. Holden	46	4	9	13	12	
T-186	R. Torres	80	14	15	29	78	J. McIntyre	90	3	10	13	75	
	D. Roberts	71	11	18	29	55	B. Murray	90	3	10	13	42	

# ALL-TIME SCORING

Rk	Player	GP	G	A	PTS	PIM
	J. Hughes	52	2	11	13	181
	G. Doak	82	2	11	13	135
	A. Schliebener	84	2	11	13	74
	L. Carriere	56	1	12	13	66
T-269	M. Peca	37	6	6	12	32
	A. Ebbett	46	6	6	12	10
T-271	J. Cowan	88	7	4	11	203
	B. Isbister	55	6	5	11	38
	C. Ruuttu	25	5	6	11	23
	R. Stern	97	5	6	11	480
	M. Grabner	20	5	6	11	8
	I. Kidd	20	4	7	11	25
	J. Korab	31	4	7	11	64
	B. Ritchie	71	3	8	11	80
	B. Convery	19	2	9	11	8
	A. Eldebrink	43	2	9	11	21
T-281	<b>Y. Weber</b>	<b>49</b>	<b>6</b>	<b>4</b>	<b>10</b>	<b>16</b>
	<b>T. Sestito</b>	<b>100</b>	<b>6</b>	<b>4</b>	<b>10</b>	<b>266</b>
	R. Murphy	73	6	4	10	100
	N. LaFayette	38	5	5	10	6
	J. Jaffray	33	4	6	10	33
	J. Wiley	37	4	6	10	6
	B. Robertsson	69	4	6	10	37
	G. Sanderson	22	3	7	10	8
	R. Luongo (G)	428	0	10	10	24
T-290	M. Pettinger	29	5	4	9	17
	G. Richardson	24	3	6	9	19
	M. Wotton	42	3	6	9	25
	A. Miller	57	1	8	9	32
T-294	R. Tudor	26	4	4	8	19
	K. Berry	27	4	4	8	11
	J. Kurtz	27	3	5	8	14
	B. Maxwell	30	1	7	8	28
	S. Kannegiesser	42	1	7	8	36
	J. Hargreaves	66	1	7	8	105
	J. Namestnikov	33	0	8	8	18
	R. Brodeur (G)	377	0	8	8	24
T-302	S. Matthias	18	3	4	7	12
	Z. Dalpe	55	4	3	7	6
	D. Jackson	15	6	1	7	13
	D. Hordichuk	129	5	2	7	251
	M. Bridgman	15	4	3	7	10
	B. Smolinski	20	4	3	7	8
	G. Rizzuto	37	3	4	7	16
	D. Kozak	28	2	5	7	30
	J. Dowd	38	1	6	7	6
	R. Fitzpatrick	58	1	6	7	46
T-312	N. Jensen	19	3	3	6	10
	G.C. Adams	12	4	2	6	35
	D. Roy	12	3	3	6	2
	B. Reid	13	2	4	6	0
	D. Kesa	19	2	4	6	18
	S. Pahlsson	19	2	4	6	12
	J. Mair	23	2	4	6	8
	S. McCarthy	51	2	4	6	43
	R. Ward	71	2	4	6	4
	D. Seguin	26	1	5	6	46
	T. Santala	30	1	5	6	24
	D. Logan	40	1	5	6	122
	C. Schneider	98	0	6	6	0
T-325	H. Vasiljevs	18	3	2	5	2
	B. Wilcox	33	3	2	5	15
	W. Brookbank	52	3	2	5	176
	A. Bolduc	46	2	3	5	38
	S. Nemchinov	6	2	3	5	4
	B. Loney	12	2	3	5	6
	M. Schneider	17	2	3	5	12
	T. Bouck	36	2	3	5	60
	D. Berehowsky	39	2	3	5	39
	C. McAllister	64	2	3	5	169
	J. Cullimore	64	2	3	5	62
	R. Gregg	21	1	4	5	24
	C. O'Sullivan	11	0	5	5	2
T-338	D. Callander	21	3	1	4	2
	R. Stewart	42	3	1	4	10
	A. Volpatti	54	3	1	4	81
	S. Kulak	32	2	2	4	37

Rk	Player	GP	G	A	PTS	PIM
	M. Chouinard	42	2	2	4	10
	B. Bitz	10	1	3	4	14
	N. Eisenhut	13	1	3	4	21
	L. Lunde	20	1	3	4	2
	B. Smith	21	1	3	4	52
	S. Holt	22	1	3	4	80
	E. Hatoum	26	1	3	4	21
	D. Fortier	58	1	3	4	125
	F. Potvin (G)	69	0	4	4	4
	K. Whitmore (G)	74	0	4	4	15
	D. Cloutier (G)	208	0	4	4	70
T-353	D. Archibald	16	1	2	3	0
	J. Belanger	9	3	0	3	4
	V. Sharifjanov	17	2	1	3	14
	A. Semak	18	2	1	3	2
	K. Manery	21	2	1	3	15
	S. Morin	6	1	2	3	6
	Y. Tremblay	12	1	2	3	12
	M. Rucinsky	13	1	2	3	10
	M-A. Gragnani	14	1	2	3	6
	M. Stapleton	18	1	2	3	8
	F. Speck	18	1	2	3	0
	J. Wiste	23	1	2	3	0
	L. Goren	30	1	2	3	30
	T. Crowder	30	1	2	3	52
	L. Courville	33	1	2	3	16
	R. Flockhart	43	1	2	3	12
	S. Antoski	70	1	2	3	265
	M. Stevens	6	0	3	3	6
	D. Gibson	14	0	3	3	20
	R. Buskas	17	0	3	3	36
	V. Oreskovich	17	0	3	3	15
	G. Martin	24	0	3	3	45
	G. Cochrane	63	0	3	3	177
	A. Auld (G)	81	0	3	3	4
	C. Hirsch (G)	101	0	3	3	8
	F. Caprice (G)	102	0	3	3	17
	G. Snow (G)	109	0	3	3	46
T-381	G. Hanlon (G)	137	0	3	3	107
	D. Woodley	5	2	0	2	17
	P. Kavanagh	6	2	0	2	2
	P. Bakovic	10	2	0	2	48
	G. Leeman	10	2	0	2	0
	L. Bourdon	36	2	0	2	24
	L. Sweatt	3	1	1	2	2
	K. Beech	4	1	1	2	0
	C. Vilgrain	6	1	1	2	0
	R. Diaz	6	1	1	2	0
	L. Vaic	9	1	1	2	2
	M. Christie	9	1	1	2	0
	B. Lukowich	13	1	1	2	4
	Z. Komarniski	19	1	1	2	10
	M. Brown	39	1	1	2	140
	M. Duco	6	0	2	2	5
	M. Bergevin	9	0	2	2	2
	H. Young	11	0	2	2	25
	C. Barker	14	0	2	2	4
	F. Fedorov	15	0	2	2	8
	K. Carney	18	0	2	2	14
	R. Davison	23	0	2	2	51
	M. Reaume	27	0	2	2	4
	D. Sly	31	0	2	2	10
	J. Huscroft	33	0	2	2	118
	D. Malkoc	41	0	2	2	136
	G. Bromley (G)	73	0	2	2	8
	D. Wilson (G)	148	0	2	2	39
	G. Smith (G)	189	0	2	2	104
T-409	<b>K. Lain</b>	<b>9</b>	<b>1</b>	<b>0</b>	<b>1</b>	<b>21</b>
	<b>F. Corrado</b>	<b>18</b>	<b>1</b>	<b>0</b>	<b>1</b>	<b>4</b>
	J. Welsh	19	1	0	1	6
	<b>M. Zalewski</b>	<b>2</b>	<b>0</b>	<b>1</b>	<b>1</b>	<b>0</b>
	J. Krog	4	1	0	1	2
	M. Bliznak	6	1	0	1	0
	M. Grenier	7	1	0	1	9
	S. Shirokov	8	1	0	1	2
	T. Lenardon	8	1	0	1	4
	L. Nycholat	14	0	1	1	6

# ALL-TIME SCORING

Rk	Player	GP	G	A	PTS	PIM	Rk	Player	GP	G	A	PTS	PIM
	M. Lampman	14	1	0	1	0		M. Ouellet (G)	4	0	0	0	2
	F. Kucera	26	1	0	1	10		R. Parent	4	0	0	0	0
	D. Ratushny	1	0	1	1	2		E. Oberg	4	0	0	0	0
	J. Balej	1	0	1	1	0		P. O'Neil	5	0	0	0	0
	S. Pronger	3	0	1	1	4		C. Schwab (G)	6	0	0	0	2
	B. Moran	3	0	1	1	2		M. Brochu (G)	6	0	0	0	0
	O. Vaananen	3	0	1	1	0		M. Fountain (G)	6	0	0	0	0
	B. Affleck	5	0	1	1	0		A. Gordon	6	0	0	0	0
	G. Hubick	5	0	1	1	0		B. Mason (G)	6	0	0	0	0
	J. McDonnell	7	0	1	1	12		M. Sturm	6	0	0	0	2
	T. Mojzis	7	0	1	1	12		M. Mancari	6	0	0	0	0
	P. Coulombe	7	0	1	1	4		J. Perrault	7	0	0	0	0
	J. Kocur	7	0	1	1	19		T. Hawkins	8	0	0	0	15
	C. Levie	9	0	1	1	13		S. Butenschon	8	0	0	0	10
	A. Sulzer	12	0	1	1	2		S. Washburn	8	0	0	0	2
	E. Ciccone	13	0	1	1	47		D. Morrison	8	0	0	0	0
	D. Bodger	13	0	1	1	4		J. LaBarbera (G)	9	0	0	0	0
	P. Lawless	13	0	1	1	0		D. Sabourin (G)	9	0	0	0	0
	L. Zetterstrom	14	0	1	1	2		J. Rohlicek	9	0	0	0	8
	S. Burke (G)	16	0	1	1	14		J. Caron (G)	10	0	0	0	2
	W. Young (G)	30	0	1	1	0		S. Brown	12	0	0	0	8
	C. Sanford (G)	35	0	1	1	4		K. Ellacott (G)	12	0	0	0	0
	R. Bartel	40	0	1	1	14		S. Pinizzotto	12	0	0	0	29
	D. Langdon	45	0	1	1	143		G. Desbiens	13	0	0	0	12
	P. Skudra (G)	46	0	1	1	2		J. Arbour	13	0	0	0	12
	M. Weaver	55	0	1	1	33		L. Bolonchuk	15	0	0	0	6
	J. Garrett (G)	56	0	1	1	23		M. Brown	16	0	0	0	77
	A. Stojanov	62	0	1	1	136		B. Glynn	16	0	0	0	12
	J. Agnew	65	0	1	1	189		E. Weinrich	16	0	0	0	8
	T. Gamble (G)	72	0	1	1	22		B. Bullock (G)	16	0	0	0	2
	C. Maniago (G)	93	0	1	1	18		N. McIver	18	0	0	0	59
	C. Ridley (G)	96	0	1	1	13		A. Raycroft (G)	21	0	0	0	4
<b>T-451</b>	<b>J. Eriksson (G)</b>	<b>1</b>	<b>0</b>	<b>0</b>	<b>0</b>	<b>0</b>		J. Hedberg (G)	21	0	0	0	10
	<b>J. Markstrom (G)</b>	<b>4</b>	<b>0</b>	<b>0</b>	<b>0</b>	<b>0</b>		K. Weekes (G)	31	0	0	0	0
	Y. Sauve	5	0	0	0	0		C. Hodge (G)	35	0	0	0	0
	<b>E. Lack (G)</b>	<b>41</b>	<b>0</b>	<b>0</b>	<b>0</b>	<b>0</b>		B. Essensa (G)	39	0	0	0	4
	R. Brown	1	0	0	0	7		A. Irbe (G)	41	0	0	0	2
	D. Dunbar	1	0	0	0	2		G. Gardner (G)	42	0	0	0	0
	B. Hurlburt	1	0	0	0	2		E. Dyck (G)	49	0	0	0	0
	P. Ryan	1	0	0	0	2		K. Lockett (G)	55	0	0	0	8
	M. Bannerman (G)	1	0	0	0	0		S. Weeks (G)	66	0	0	0	4
	K. Block	1	0	0	0	0							
	S. Hazlett	1	0	0	0	0							
	R. Homenuke	1	0	0	0	0							
	M. Jokela	1	0	0	0	0							
	B. MacDonald	1	0	0	0	0							
	S. McKichan (G)	1	0	0	0	0							
	R. McVicar (G)	1	0	0	0	0							
	T. Moss (G)	1	0	0	0	0							
	G. Sobchuk	1	0	0	0	0							
	S. Veysey	1	0	0	0	0							
	Z. FitzGerald	1	0	0	0	0							
	K. Primeau	2	0	0	0	4							
	R. Bawa	2	0	0	0	0							
	B. Cook	2	0	0	0	0							
	P. Folco	2	0	0	0	0							
	D. Gloor	2	0	0	0	0							
	L. Gould	2	0	0	0	0							
	B. Holloway	2	0	0	0	0							
	D. Joslin	2	0	0	0	0							
	D. MacIntyre (G)	2	0	0	0	0							
	D. McClelland (G)	2	0	0	0	0							
	A. Michaud (G)	2	0	0	0	0							
	J. Schultz	2	0	0	0	0							
	S. Stone	2	0	0	0	0							
	A. Tezikov	2	0	0	0	0							
	D. McCord	3	0	0	0	6							
	R. Bonni	3	0	0	0	0							
	J. Capuano	3	0	0	0	0							
	R. Heinz (G)	3	0	0	0	0							
	M. Ouellet	3	0	0	0	0							
	B. Sweatt	3	0	0	0	0							
	J. Andersson	4	0	0	0	0							
	N. Smith	4	0	0	0	0							
	R. Gordon	4	0	0	0	2							
	B. Leeb	4	0	0	0	2							
	M. Noronen	4	0	0	0	0							

# ALL-TIME PLAYER RECORDS

## GAMES

1	Trevor Linden	1,140
2	<b>Henrik Sedin</b>	<b>1010</b>
3	<b>Daniel Sedin</b>	<b>979</b>
4	Stan Smyl	896
5	Markus Naslund	884
6	Harold Snepsts	781
7	Mattias Ohlund	770
8	Dennis Kearns	677
9	Doug Lidster	666
10	Ryan Kesler	655

## GOALS

1	Markus Naslund	346
2	Trevor Linden	318
3	<b>Daniel Sedin</b>	<b>307</b>
4	Stan Smyl	262
5	Pavel Bure	254
6	Tony Tanti	250
7	Thomas Gradin	197
8	<b>Henrik Sedin</b>	<b>193</b>
9	Todd Bertuzzi	188
10	Don Lever	186

## ASSISTS

1	<b>Henrik Sedin</b>	<b>649</b>
2	<b>Daniel Sedin</b>	<b>498</b>
3	Trevor Linden	415
4	Stan Smyl	411
5	Markus Naslund	410
6	Thomas Gradin	353
7	Dennis Kearns	290
8	Andre Boudrias	267
9	Todd Bertuzzi	261
10	Brendan Morrison	257

## PENALTY MINUTES

1	Gino Odjick	2,127
2	Garth Butcher	1,668
3	Stan Smyl	1,556
4	Harold Snepsts	1,446
5	Tiger Williams	1,324
6	Donald Brashear	1,159
7	Dana Murzyn	900
8	<b>Alex Burrows</b>	<b>896</b>
9	Todd Bertuzzi	822
10	<b>Kevin Bieksha</b>	<b>802</b>

## GAME-WINNING GOALS

1	<b>Daniel Sedin</b>	<b>63</b>
2	Markus Naslund	49
T-3	<b>Henrik Sedin</b>	<b>33</b>
	Trevor Linden	33
5	Pavel Bure	32
6	Brendan Morrison	30
7	Tony Tanti	29
8	Thomas Gradin	26
9	Ryan Kesler	25
T-10	<b>Alex Burrows</b>	<b>24</b>
	Todd Bertuzzi	24

## POWER PLAY GOALS

1	Markus Naslund	114
2	<b>Daniel Sedin</b>	<b>111</b>
3	Tony Tanti	102
4	Trevor Linden	97
5	Todd Bertuzzi	79
6	Stan Smyl	74
7	Pavel Bure	69
8	Greg Adams	65
9	Ryan Kesler	61
10	Don Lever	53

## SHORTHANDED GOALS

1	Pavel Bure	24
2	<b>Alex Burrows</b>	<b>16</b>
3	Trevor Linden	15
T-4	Stan Smyl	13
	Alex Mogilny	13
6	Petri Skriko	11
7	Ryan Kesler	10
8	Matt Cooke	8
T-9	Thomas Gradin	7
	Brendan Morrison	7

## HAT TRICKS

T-1	Markus Naslund	10
	Tony Tanti	10
3	Pavel Bure	9
	Stan Smyl	7
T-5	<b>Daniel Sedin</b>	<b>5</b>
	Todd Bertuzzi	5
	Petri Skriko	5
T-8	Trevor Linden	4
	Thomas Gradin	4
	Alex Mogilny	4
	Darcy Rota	4
	Bobby Schumatz	4

## GOALTENDER

<b>Games Played</b>		
1	Kirk McLean	516
2	Roberto Luongo	406
3	Richard Brodeur	377
4	Dan Cloutier	208
5	Gary Smith	189
<b>Wins</b>		
1	Roberto Luongo	233
2	Kirk McLean	211
3	Richard Brodeur	126
4	Dan Cloutier	109
5	Gary Smith	72
<b>Shutouts</b>		
1	Roberto Luongo	35
2	Kirk McLean	20
3	Dan Cloutier	14
4	Gary Smith	11
5	Cory Schneider	9
<b>AVG (Min. 50 GP)</b>		
1	Cory Schneider	2.20
2	Roberto Luongo	2.36
3	Dan Cloutier	2.42
4	Alex Auld	2.75
5	Felix Potvin	2.84

## CENTRES

Rk.	Player	G	A	PTS
1	<b>Henrik Sedin</b>	<b>193</b>	<b>649</b>	<b>842</b>
2	Thomas Gradin	197	353	550
3	Brendan Morrison	136	257	393
4	Andre Boudrias	121	267	388
5	Ryan Kesler	182	211	393
6	Patrik Sundstrom	133	209	342
7	Cliff Ronning	112	216	328
8	Chris Oddleifson	85	180	265
9	Barry Pederson	60	137	197
10	Bobby Lalonde	72	117	189

## RIGHT WING

Rk.	Player	G	A	PTS
1	Trevor Linden	318	415	733
2	Stan Smyl	262	411	673
3	Pavel Bure	254	224	478
4	Tony Tanti	250	220	470
5	Todd Bertuzzi	188	261	449
6	Alex Mogilny	139	169	308
7	Dennis Ververgaert	139	165	304
T-8	Jim Sandlak	104	117	221
	Rick Blight	96	125	221
10	Bobby Schumatz	108	104	212

## LEFT WING

Rk.	Player	G	A	PTS
1	<b>Daniel Sedin</b>	<b>307</b>	<b>498</b>	<b>805</b>
2	Markus Naslund	346	410	756
3	Don Lever	186	221	407
4	Petri Skriko	171	202	373
5	Greg G. Adams	179	190	369
6	<b>Alex Burrows</b>	<b>157</b>	<b>152</b>	<b>309</b>
7	Geoff Courtall	102	144	246
8	Darcy Rota	20	116	236
9	Curt Fraser	92	114	206
10	Matt Cooke	83	120	203

## DEFENCEMEN

Rk.	Player	G	A	PTS
1	Mattias Ohlund	93	232	325
T-2	Jyrki Lumme	83	238	321
	Dennis Kearns	31	290	321
4	Doug Lidster	65	242	307
5	Sami Salo	74	162	236
6	Ed Jovanovski	57	177	234
7	<b>Alex Edler</b>	<b>58</b>	<b>170</b>	<b>228</b>
T-8	<b>Kevin Bieksha</b>	<b>52</b>	<b>175</b>	<b>227</b>
	Rick Lanz	56	171	227
10	Kevin McCarthy	51	148	199

## ROOKIE

Rk.	Player	G	A	PTS
T-1	Pavel Bure	34	26	60
	Ivan Hlinka	23	37	60
3	Trevor Linden	30	29	59
4	Dennis Ververgaert	26	31	57
T-5	Rick Blight	25	31	56
	Dale Tallon	14	42	56
7	Dixon Ward	22	30	52



# ALL-TIME PLAYER RECORDS

## SEASON PLAYER RECORDS

Season	Goals	Assists	Points	Season	Goals	Assists	Points
1970.71	Paiement 34	Tallon 42	Boudrias 66	1990.91	Linden 33	Linden 37	Linden 70
1971.72	Boudrias 27	Guevremont 38	Boudrias 61		Courtnall 33		
			Kurtenbach 61	1991.92	Bure 34	Ronning 47	Linden 75
1972.73	Schmautz 38	Boudrias 40	Schmautz 71	1992.93	Bure 60*	Ronning 56	Bure 110
1973.74	Schmautz 26	Boudrias 59	Boudrias 75	1993.94	Bure 60*	Bure 47	Bure 107
	Ververgaert 26			1994.95	Bure 20	R. Courtnall 24	Bure 43
1974.75	Lever 38	Boudrias 62	Boudrias 78	1995.96	Mogilny 55	Mogilny 52	Mogilny 107
1975.76	Ververgaert 37	Kearns 46	Ververgaert 71	1996.97	Gelinis 35	Mogilny 42	Mogilny 73
		Oddleifson 46		1997.98	Bure 51	Bure 39	Bure 90
1976.77	Blight 28	Kearns 55	Blight 68	1998.99	Naslund 36	Messier 35	Naslund 66
1977.78	Walton 29	Kearns 43	Walton 66	1999.00	Naslund 27	Cassels 45	Naslund 65
1978.79	Sedlbauer 40	Gradin 31	Sedlbauer 56	2000.01	Naslund 41	Cassels 44	Naslund 75
		Kearns 31		2001.02	Naslund 40	Naslund 50	Naslund 90
1979.80	Smyl 31	Smyl 47	Smyl 78	2002.03	Naslund 48	Naslund 56	Naslund 104
1980.81	Williams 35	Gradin 48	Gradin 69	2003.04	Naslund 35	Naslund 49	Naslund 84
1981.82	Gradin 37	Gradin 49	Gradin 86	2004.05	-	-	-
1982.83	Rota 42	Gradin 54	Smyl 88	2005.06	Carter 33	H. Sedin 57	Naslund 79
1983.84	Tanti 45	Gradin 57	Sundstrom 91	2006.07	D. Sedin 36	H. Sedin 71	D. Sedin 84
1984.85	Tanti 39	Sundstrom 43	Sundstrom 68	2007.08	D. Sedin 29	H. Sedin 61	H. Sedin 76
1985.86	Tanti 39	Sundstrom 48	Skriko 78	2008.09	D. Sedin 31	H. Sedin 60	D. Sedin 82
1986.87	Tanti 41	Pederson 52	Tanti 79	2009.10	Burrows 35	H. Sedin 83*	H. Sedin 112*
1987.88	Tanti 40	Pederson 52	Tanti 77	2010.11	D. Sedin 41	H. Sedin 75	D. Sedin 104
1988.89	Linden 30	Reinhart 50	Skriko 66		Kesler 41		
1989.90	Adams 30	Reinhart 40	Quinn 63	2011.12	D. Sedin 30	H. Sedin 67	H. Sedin 81
				2012.13	Burrows 13	H. Sedin 34	H. Sedin 45
				2013.14	Kesler 25	H. Sedin 39	H. Sedin 50

\*Club Record

## SEASON PENALTY MINUTES & GOALTENDING RECORDS

Season	Penalty Minutes	Goaltender Avg (Min. 20 GP)	Wins	Season	Penalty Minutes	Goaltender Avg (Min. 20 GP)	Wins
1970.71	Paiement 152	Hodge 3.41	Hodge 15	1992.93	Odjick 370	Whitmore 3.10	McLean 28
1971.72	Schella 166	Wilson 3.61	Wilson 16	1993.94	Odjick 271	McLean 2.99	McLean 23
1972.73	Schmautz 137	Wilson 3.94	Wilson 13	1994.95	Murzyn 129	McLean 2.75	McLean 18
1973.74	Dailey 143	Smith 3.44	Smith 20	1995.96	Odjick 181	Hirsch 2.93	Hirsch 17
1974.75	Pratt 145	Smith 3.09	Smith 32	1996.97	Odjick 371	McLean 3.21	McLean 21
1975.76	Snepsts 125	Lockett 3.47	Smith 20	1997.98	Brashear 372	Irbe 2.73	Irbe 14
1976.77	Snepsts 149	Maniago 3.36	Maniago 17	1998.99	Brashear 209	Snow 2.93	Snow 20
1977.78	McIlhargey 172	Maniago 4.02	Maniago 10	1999.00	Brashear 136	Potvin 2.59	Potvin 12
1978.79	Snepsts 130	Hanlon 3.10	Hanlon 12	2000.01	Brashear 145	Essensa 2.68	Essensa 18
1979.80	Smyl 204	Hanlon 3.47	Hanlon 12	2001.02	Cooke 111	Skudra 2.42	Cloutier 31
1980.81	Williams 343	Brodeur 3.51	Brodeur 17	2002.03	Bertuzzi 144	Cloutier 2.42	Cloutier 33
1981.82	Williams 341	Brodeur 3.35	Brodeur 20	2003.04	May 137	Cloutier 2.27	Cloutier 33
1982.83	Williams 265	Brodeur 3.79	Brodeur 21	2004.05	-	-	-
1983.84	Williams 294	Brodeur 4.01	Garrett 14	2005.06	Ruutu 142	Auld 2.94	Auld 33
1984.85	Butcher 152	Brodeur 4.67	Brodeur 16	2006.07	Bieksa 134	Luongo 2.29	Luongo 47*
1985.86	Butcher 188	Young 3.58	Brodeur 19	2007.08	Burrows 179	Luongo 2.38	Luongo 35
1986.87	Butcher 207	Brodeur 3.59	Brodeur 20	2008.09	O'Brien 196	Luongo 2.34	Luongo 33
1987.88	Butcher 285	McLean 3.71	McLean 11	2009.10	Hordichuk 142	Raycroft 2.42	Luongo 40
1988.89	Butcher 227	Weeks 2.98	McLean 20	2010.11	Torres 78	Luongo 2.11	Luongo 38
1989.90	Stern 208	McLean 3.47	McLean 21	2011.12	Lapierre 130	Schneider 1.96	Luongo 31
1990.91	Odjick 296	Gamble 3.45	Gamble 16	2012.13	Burrows 54	Schneider 2.11	Schneider 17
1991.92	Odjick 348	McLean 2.74	McLean 38	2013.14	Sestito 213	Luongo 2.38	Luongo 19

\*Club Record

## GOALTENDING RECORDS

Goaltender	GPI	MINs	GA	SO	Avg	W-L-T	Goaltender	GPI	MINs	GA	SO	Avg	W-L-T
Kirk McLean	516	29,989	1637	20	3.28	211-228-59	Charlie Hodge	35	1,967	112	0	3.42	15-13-5
Roberto Luongo	406	23,752	934	35	2.36	233-121-44	Curtis Sanford	35	1,652	74	1	2.71	11-11-1
Richard Brodeur	377	21,548	1389	6	3.87	126-172-62	Kevin Weekes	31	1,519	81	1	3.20	6-15-5
Dan Cloutier	208	12,010	485	14	2.42	109-68-23	Wendell Young	30	1,443	96	0	3.99	5-15-4
Gary Smith	189	10,304	572	11	3.33	72-81-23	Andrew Raycroft	21	967	39	1	2.42	9-5-1
Dunc Wilson	148	7,919	518	2	3.93	34-86-12	Johan Hedberg	21	1,098	46	3	2.51	8-6-2
Glen Hanlon	137	7,770	461	5	3.56	43-66-21	Bruce Bullock	16	927	74	0	4.79	3-9-3
Garth Snow	109	5,717	273	6	2.87	33-52-11	Sean Burke	16	838	49	0	3.51	2-9-4
Frank Caprice	102	5,589	391	1	4.20	31-47-11	Ken Ellacott	12	555	41	0	4.43	2-3-4
Corey Hirsch	101	5,434	283	4	3.12	32-42-13	Jacques Caron	10	465	38	0	4.90	2-5-1
Cory Schneider	98	5,372	197	9	2.20	55-26-8	Jason LaBarbera	9	451	20	0	2.66	3-2-2
Curt Ridley	96	5,183	328	1	3.80	25-44-16	Dany Sabourin	9	479	21	0	2.63	2-4-1
Cesare Maniago	93	5,269	323	2	3.68	27-45-17	Bob Mason	6	353	29	0	4.93	2-4-0
Alex Auld	81	4,650	213	1	2.75	39-31-8	Corey Schwab	6	269	16	0	3.57	2-1-1
Kay Whitmore	74	4,296	244	1	3.40	36-28-6	Mike Fountain	6	245	14	1	3.43	2-2-0
Gary Bromley	73	3,982	241	3	3.63	25-27-14	Martin Brochu	6	216	15	0	4.17	0-3-0
Troy Gamble	72	3,804	229	1	3.61	22-29-9	Jacob Markstrom	4	200	10	0	3.01	1-2-0
Felix Potvin	69	3,972	188	1	2.84	26-30-10	Mike Noronen	4	170	10	0	3.52	1-1-0
Steve Weeks	66	3,808	218	0	3.43	19-34-11	Maxime Ouellet	4	222	12	0	3.25	0-2-0
John Garrett	56	2,994	205	1	4.11	22-21-5	Rick Heinz	3	180	9	1	3.00	2-1-0
Ken Lockett	55	2,348	131	2	3.35	13-15-8	D. McClelland	2	120	10	0	5.00	1-1-0
Ed Dyck	49	2,453	178	1	4.54	8-28-5	Drew MacIntyre	2	61	3	0	2.95	0-1-0
Peter Skudra	46	2,358	101	2	2.57	19-13-8	Alfie Michaud	2	69	5	0	4.35	0-1-0
George Gardner	42	2,159	138	0	3.83	9-22-4	Jacim Eriksson	1	36	6	0	9.99	0-0-0
Eddie Lack	41	2,319	93	4	2.41	16-17-5	Tyler Moss	1	22	1	0	2.50	0-0-0
Arturs Irbe	41	1,999	91	2	2.73	14-11-6	M. Bannerman	1	20	0	0	0.00	0-0-0
Bob Essensa	39	2,059	92	1	2.68	18-12-3	Steve McKichan	1	20	2	0	6.00	0-0-0
							Rob McVicar	1	3	0	0	0.00	0-0-0

## CANUCKS MOST PRODUCTIVE MONTHS

Player	Month	GP	Points	Player	Month	GP	Points
Stan Smyl	Mar. 1983	16	10-21-31	Petr Nedved	Nov. 1992	15	12-9-21
Pavel Bure	Mar. 1994	16	19-11-30	Barry Pederson	Jan. 1988	15	5-16-21
Darcy Rota	Mar. 1983	16	15-15-30	Pavel Bure	Nov. 1997	13	8-13-21
Thomas Gradin	Mar. 1983	16	11-16-27	<b>Daniel Sedin</b>	<b>Dec. 2010</b>	<b>14</b>	<b>7-13-20</b>
<b>Henrik Sedin</b>	<b>Jan. 2010</b>	<b>13</b>	<b>6-19-25</b>	<b>Daniel Sedin</b>	<b>Mar. 2007</b>	<b>15</b>	<b>9-11-20</b>
<b>Henrik Sedin</b>	<b>Dec. 2009</b>	<b>15</b>	<b>5-20-25</b>	Alex Mogilny	Jan. 1996	12	11-9-20
Alex Mogilny	Feb. 1996	13	12-13-25	Patrik Sundstrom	Oct. 1983	12	7-13-20
<b>Henrik Sedin</b>	<b>Mar. 2010</b>	<b>15</b>	<b>4-20-24</b>	Ryan Kesler	Dec. 2010	14	9-10-19
Pavel Bure	Nov. 1992	15	16-8-24	<b>Henrik Sedin</b>	<b>Mar. 2009</b>	<b>15</b>	<b>7-12-19</b>
Patrik Sundstrom	Feb. 1984	15	13-11-24	<b>Henrik Sedin</b>	<b>Mar. 2007</b>	<b>15</b>	<b>2-17-19</b>
Tony Tanti	Oct. 1983	12	13-10-23	Dan Quinn	Feb. 1990	14	13-6-19
Geoff Courtnall	Nov. 1992	15	5-18-23	Pavel Bure	Jan. 1994	13	13-6-19
<b>Henrik Sedin</b>	<b>Dec. 2011</b>	<b>15</b>	<b>2-20-22</b>	Petri Skriko	Nov. 1983	14	10-9-19
<b>Henrik Sedin</b>	<b>Dec. 2010</b>	<b>14</b>	<b>7-15-22</b>	Greg Adams	Nov. 1987	14	9-10-19
<b>Daniel Sedin</b>	<b>Mar. 2010</b>	<b>15</b>	<b>8-14-22</b>	Todd Bertuzzi	Jan. 2002	14	7-12-19
<b>Alex Burrows</b>	<b>Jan. 2010</b>	<b>13</b>	<b>15-7-22</b>	Barry Pederson	Nov. 1986	14	7-12-19
<b>Daniel Sedin</b>	<b>Jan. 2010</b>	<b>13</b>	<b>6-16-22</b>	Stan Smyl	Feb. 1980	12	5-14-19
<b>Daniel Sedin</b>	<b>Dec. 2009</b>	<b>15</b>	<b>9-13-22</b>	<b>Daniel Sedin</b>	<b>Mar. 2009</b>	<b>15</b>	<b>5-13-18</b>
Petri Skriko	Nov. 1986	14	14-8-22	<b>Henrik Sedin</b>	<b>Oct. 2013</b>	<b>15</b>	<b>3-15-18</b>
Tony Tanti	Jan. 1988	15	13-9-22	<b>Daniel Sedin</b>	<b>Dec. 2006</b>	<b>13</b>	<b>9-9-18</b>
Pavel Bure	Jan. 1992	14	12-10-22	Ivan Hlinka	Nov. 1982	14	8-10-18
Petri Skriko	Mar. 1987	12	10-12-22	Petri Skriko	Jan. 1988	13	8-10-18
Todd Bertuzzi	Mar. 2002	14	11-11-22	Trevor Linden	Dec. 1995	13	7-11-18
<b>Daniel Sedin</b>	<b>Mar. 2011</b>	<b>15</b>	<b>9-12-21</b>	Per-Olov Brasar	Mar. 1981	13	6-12-18
Markus Naslund	Jan. 2002	14	8-13-21	Thomas Gradin	Mar. 1982	13	6-12-18
				Paul Reinhart	Oct. 1989	13	5-13-18

# ALL-TIME PENALTY SHOTS

## CANUCKS POINT STREAKS

Rank	Player	Date	GP	Points
T-1	Nedved	Nov. 19/92	Dec. 27/92	15 15-9-24
	Bertuzzi	Jan. 3/02	Feb. 4/02	15 7-12-19
3	Rota	Mar. 2/83	Mar. 29/83	14 15-15-30
T-4	Kesler	Feb. 6/10	Mar. 14/10	13 6-9-15
	Smyl	Feb. 27/83	Mar. 23/83	13 8-19-27
	Bure	Jan. 4/93	Jan. 30/93	13 12-10-22
T-7	<b>Burrows</b>	<b>Dec. 31/09</b>	<b>Jan. 25/10</b>	<b>12 13-6-19</b>
	<b>H. Sedin</b>	<b>Oct. 12/13</b>	<b>Nov. 5/13</b>	<b>12 3-11-14</b>
	Gradin	Feb. 27/83	Mar. 21/83	12 10-16-26
	Bure	Mar. 9/94	Apr. 1/94	12 16-8-24
	Smyl	Feb. 7/80	Mar. 4/80	12 5-17-22
	Bure	Feb. 8/94	Mar. 4/94	12 11-10-21
	Semenov	Nov. 6/92	Nov. 26/92	12 1-16-17
	Bertuzzi	Jan. 17/03	Feb. 13/03	12 6-8-14
T-15	<b>D. Sedin</b>	<b>Feb. 12/10</b>	<b>Mar. 16/10</b>	<b>11 3-14-17</b>
	Tanti	Oct. 5/83	Oct. 28/83	11 13-10-23
	Kearns	Feb. 27/77	Mar. 20/77	11 1-19-20
	Mogilny	Nov. 3/95	Nov. 23/95	11 9-8-17
	Bubla	Oct. 12/83	Nov. 5/83	11 1-11-12

T-20	<b>D. Sedin</b>	<b>Nov. 24/10</b>	<b>Dec. 18/10</b>	<b>10 4-10-14</b>
	<b>Burrows</b>	<b>Jan. 22/11</b>	<b>Feb. 14/11</b>	<b>10 8-4-12</b>
	<b>H. Sedin</b>	<b>Dec. 22/09</b>	<b>Jan. 11/10</b>	<b>10 5-15-20</b>
	Bure	Nov. 11/97	Dec. 1/97	10 8-8-16
	Mogilny	Jan. 22/96	Feb. 9/96	10 9-6-15

## STREAKS TO START SEASON

Rank	Player	Month	GP	Points
1	Tanti	Oct. 5/83	Oct. 28/83	11 13-10-23
2	<b>D. Sedin</b>	<b>Oct. 9/10</b>	<b>Oct. 26/10</b>	<b>9 7-5-12</b>
T-3	Linden	Oct. 9/95	Oct. 25/95	8 5-7-12
	Walton	Oct. 12/77	Oct. 29/77	8 6-6-12
5	Pederson	Oct. 6/88	Oct. 18/88	7 3-4-7
6	<b>H. Sedin</b>	<b>Oct. 9/10</b>	<b>Oct. 19/10</b>	<b>6 0-9-9</b>
7	Boudrias	Oct. 9/74	Oct. 19/74	5 0-9-9
T-8	Ververgaert	Oct. 9/74	Oct. 19/74	5 5-2-7
	Lever	Oct. 9/74	Oct. 19/74	5 3-4-7
T-10	<b>D. Sedin</b>	<b>Oct. 5/07</b>	<b>Oct. 13/07</b>	<b>5 4-3-7</b>
	Tanti	Oct. 11/84	Oct. 18/84	5 4-1-5
	Tannahill	Oct. 7/78	Oct. 17/78	5 2-3-5

## CANUCKS PENALTY SHOTS (Scored on 19 of 52 opportunities)

Player	Date	Goaltender	Result	Score
Andre Boudrias	Mar. 9/73	Roger Crozier	GOAL	BUF 2 @ VAN 5
Ron Sedlbauer	Nov. 19/77	Billy Smith	no goal	VAN 2 @ NYI 9
Ron Sedlbauer	Mar. 7/78	Glen Resch	no goal	VAN 2 @ NYI 5
Ron Sedlbauer	Mar. 2/79	Greg Inness	no goal	WSH 6 @ VAN 2
Harold Snepsts	Feb. 2/80	Gilles Meloche	GOAL	VAN 5 @ MIN 4
Thomas Gradin	Feb. 11/82	Gilles Gilbert	GOAL	VAN 4 @ DET 4
Ivan Hlinka	Feb. 11/82	Gilles Gilbert	GOAL	VAN 4 @ DET 4
Stan Smyl	Jan. 16/87	Mike Vernon	GOAL	CGY 5 @ VAN 9
Greg Adams	Jan. 7/88	Alain Chevrier	no goal	VAN 6 @ NJ 3
Greg Adams	Jan. 9/89	Alan Bester	no goal	VAN 0 @ TOR 3
Greg Adams	Dec. 10/89	Jacques Cloutier	no goal	VAN 1 @ CHI 7
Gino Odjick	Oct. 19/91	Mike Vernon	GOAL	CGY 2 @ VAN 5
Greg Adams	Dec. 1/91	Bill Ranford	no goal	VAN 0 @ EDM 7
Greg Adams	Jan. 25/92	Curtis Joseph	no goal	VAN 1 @ STL 0
Pavel Bure	Feb. 17/92	John Vanbiesbrouck	no goal	VAN 3 @ NYR 3
Pavel Bure	Feb. 28/92	Rick Tabaracci	GOAL	WPG 3 @ VAN 5
Pavel Bure	Oct. 6/93	Kelly Hrudey	no goal	VAN 5 @ LA 2
Geoff Courtnall	Mar. 21/95	Damian Rhodes	no goal	TOR 1 @ VAN 3
Mike Sillinger	Jan. 14/97	Mark Fitzpatrick	GOAL	FLA 4 @ VAN 4
Pavel Bure	Nov. 12/97	Mike Vernon	GOAL	VAN 5 @ SJ 2
Alex Mogilny	Dec. 1/97	Chris Osgood	GOAL	DET 3 @ VAN 3
Pavel Bure	Jan. 26/98	Nikolai Khabibulin	GOAL	VAN 2 @ PHX 4
Pavel Bure	Feb. 28/98	Damian Rhodes	GOAL	OTT 4 @ VAN 6
Markus Naslund	Dec. 19/98	Mike Dunham	GOAL	NSH 6 @ VAN 4
Andrew Cassels	Nov. 30/99	Patrick Roy	no goal	COL 4 @ VAN 2
Andrew Cassels	Mar. 18/01	Norm Maracle	no goal	VAN 5 @ ATL 3
Markus Naslund	Oct. 18/01	Curtis Joseph	GOAL	TOR 6 @ VAN 5
Markus Naslund	Mar. 21/02	Chris Osgood	no goal	VAN 2 @ NYI 3
<b>Daniel Sedin</b>	<b>Jan. 17/04</b>	<b>Jean-Sebastien Giguere</b>	<b>no goal</b>	<b>ANA 2 @ VAN 1</b>
Jarkko Ruutu	Feb. 13/04	Pasi Nurminen	no goal	ATL 4 @ VAN 1
Trevor Linden	Nov. 20/05	Ilya Bryzgalov	GOAL	VAN 3 @ ANA 2
<b>Alex Burrows</b>	<b>Jan. 5/06</b>	<b>Craig Anderson</b>	<b>no goal</b>	<b>VAN 3 @ CHI 2</b>
Jarkko Ruutu	Jan. 5/06	Craig Anderson	GOAL	VAN 3 @ CHI 2
<b>Alex Burrows</b>	<b>Feb. 3/06</b>	<b>Mikika Kiprusoff</b>	<b>no goal</b>	<b>VAN 3 @ CGY 1</b>
<b>Daniel Sedin</b>	<b>Mar. 8/07</b>	<b>Curtis Joseph</b>	<b>no goal</b>	<b>VAN 4 @ PHX 2</b>
<b>Henrik Sedin</b>	<b>Nov. 27/07</b>	<b>Jonas Hiller</b>	<b>no goal</b>	<b>ANA 0 @ VAN 4</b>
Markus Naslund	Feb. 1/08	Tomas Vokoun	no goal	VAN 3 @ FLA 4
<b>Daniel Sedin</b>	<b>Feb. 10/08</b>	<b>Nikolai Khabibulin</b>	<b>no goal</b>	<b>CHI 2 @ VAN 3</b>
Markus Naslund	Mar. 15/08	Marty Turco	no goal	VAN 4 @ DAL 3
Taylor Pyatt	Nov. 12/08	Peter Budaj	GOAL	COL 2 @ VAN 1
Pavol Demitra	Mar. 27/09	Andrew Raycroft	no goal	VAN 4 @ COL 1
Mason Raymond	Jan. 7/10	Ilya Bryzgalov	no goal	PHX 0 @ VAN 4
<b>Henrik Sedin</b>	<b>Nov. 1/10</b>	<b>Martin Brodeur</b>	<b>GOAL</b>	<b>NJ 0 @ VAN 3</b>
<b>Alex Burrows</b>	<b>Mar. 8/11</b>	<b>Ilya Bryzgalov</b>	<b>no goal</b>	<b>VAN 4 @ PHX 3(OT)</b>
<b>Daniel Sedin</b>	<b>Mar. 25/11</b>	<b>Chris Mason</b>	<b>no goal</b>	<b>VAN 3 @ ATL 1</b>
<b>Zack Kassian</b>	<b>Mar. 6/12</b>	<b>Richard Bachman</b>	<b>no goal</b>	<b>DAL 5 @ VAN 2</b>
David Booth	Apr. 3/12	Jonas Hiller	no goal	ANA 4 @ VAN 5(SO)
<b>Alex Burrows</b>	<b>Jan. 25/13</b>	<b>Jonas Hiller</b>	<b>no goal</b>	<b>VAN 5 @ ANA 0</b>
<b>Henrik Sedin</b>	<b>Mar. 14/13</b>	<b>Chris Mason</b>	<b>GOAL</b>	<b>NSH 4 @ VAN 7</b>
<b>Jannik Hansen</b>	<b>Mar. 16/13</b>	<b>Jimmy Howard</b>	<b>no goal</b>	<b>DET 5 @ VAN 2</b>
<b>Jannik Hansen</b>	<b>Nov. 22/13</b>	<b>Sergei Bobrovsky</b>	<b>no goal</b>	<b>CBJ 2 @ VAN 6</b>
David Booth	Feb. 3/14	Jimmy Howard	no goal	VAN 0 @ DET 2

**OPPOSITION** (Scored on 17 of 57 opportunities)

Player	Date	Goaltender	Result	Score			
P. Andrea	Nov. 5/70	Dunc Wilson	NO GOAL	VAN	4	@	BUF 1
G. Charron	Feb. 29/72	Ed Dycck	NO GOAL	VAN	2	@	DET 8
S. Atkinson	Feb. 1/75	Ken Lockett	goal	WSH	2	@	VAN 5
D. Murdoch	Nov. 3/76	Curt Ridley	goal	NYR	6	@	VAN 1
D. Savard	Jan. 10/82	Richard Brodeur	NO GOAL	VAN	2	@	CHI 3
B. Propp	Jan. 4/83	Ken Ellacott	goal	VAN	1	@	PHI 4
W. Gretzky	Jan. 17/83	Richard Brodeur	goal	VAN	4	@	EDM 9
B. Ashton	Dec. 11/88	Kirk McLean	goal	WPG	6	@	VAN 8
J. Nieuwendyk	Dec. 16/88	Steve Weeks	goal	CGY	5	@	VAN 3
M. Donnelly	Nov. 12/92	Kirk McLean	goal	VAN	4	@	LA 7
A. Kovalenko	Dec. 4/93	Kirk McLean	goal	VAN	1	@	QUE 3
B. Gilchrist	Jan. 27/94	Kirk McLean	NO GOAL	DAL	3	@	VAN 2
R. Niedermayer	Mar. 13/97	Corey Hirsch	NO GOAL	VAN	4	@	FLA 5
H. Dominichelli	Feb. 27/98	Arturs Irbe	goal	VAN	4	@	CGY 4
O. Nolan	Dec. 26/98	Garth Snow	NO GOAL	VAN	0	@	SJ 2
M. Rucinsky	Jan. 2/99	Corey Hirsch	NO GOAL	MTL	2	@	VAN 1
P. Kariya	Feb. 20/99	Corey Hirsch	goal	ANA	5	@	VAN 1
M. Sushinsky	Nov. 26/00	Felix Potvin	NO GOAL	VAN	2	@	MIN 4
B. Hull	Jan. 22/01	Felix Potvin	NO GOAL	VAN	1	@	DAL 2
D. Bylsma	Dec. 12/01	Dan Cloutier	NO GOAL	VAN	1	@	ANA 0
S. Roest	Mar. 2/02	Dan Cloutier	goal	MIN	3	@	VAN 6
M. Sillinger	Mar. 14/02	Dan Cloutier	NO GOAL	VAN	5	@	CBJ 1
B. Morrow	Nov. 6/02	Dan Cloutier	goal	VAN	0	@	DAL 4
T. Holmstrom	Jan. 19/03	Dan Cloutier	NO GOAL	VAN	4	@	DET 1
A. Laaksonen	Oct. 18/03	Johan Hedberg	NO GOAL	VAN	2	@	MIN 2
E. Nickulas	Nov. 6/03	Dan Cloutier	NO GOAL	VAN	2	@	STL 3
O. Saprykin	Dec. 26/03	Dan Cloutier	NO GOAL	VAN	2	@	CGY 0
J. Iginla	Jan. 3/04	Alex Auld	NO GOAL	VAN	3	@	CGY 1
A. Laaksonen	Feb. 19/04	Dan Cloutier	goal	VAN	2	@	MIN 6
P. Demitra	Feb. 28/04	Johan Hedberg	NO GOAL	STL	0	@	VAN 2
P.M. Bouchard	Oct. 12/05	Dan Cloutier	goal	VAN	0	@	MIN 6
C. Kobasew	Nov. 7/05	Alex Auld	NO GOAL	VAN	3	@	CGY 4
S. Doan	Nov. 26/05	Alex Auld	NO GOAL	VAN	1	@	PHX 2
R. Nash	Feb. 6/06	Alex Auld	NO GOAL	CBJ	4	@	VAN 7
B. Rolston	Nov. 2/06	Roberto Luongo	goal	VAN	2	@	MIN 5
E. Staal	Dec. 8/06	Roberto Luongo	NO GOAL	CAR	3	@	VAN 4
S. Crosby	Dec. 8/07	Roberto Luongo	NO GOAL	PIT	2	@	VAN 1
M. Nylander	Oct. 13/08	Roberto Luongo	goal	VAN	1	@	WSH 5
S. Gagner	Oct. 25/08	Roberto Luongo	NO GOAL	EDM	3	@	VAN 6
A. Frolov	Oct. 30/08	Roberto Luongo	NO GOAL	VAN	4	@	LA 0
P. Sharp	Mar. 29/09	Roberto Luongo	NO GOAL	VAN	4	@	CHI 0
A. Semin	Dec. 18/09	Roberto Luongo	NO GOAL	WSH	2	@	VAN 3
M. Paajarvi	Dec. 12/10	Roberto Luongo	NO GOAL	VAN	2	@	EDM 1
J. Neal	Dec. 31/10	Cory Schneider	NO GOAL	VAN	4	@	DAL 1
K. Porter	Jan. 18/11	Roberto Luongo	NO GOAL	VAN	3	@	COL 4
T. Hartikainen	Apr. 2/11	Cory Schneider	NO GOAL	EDM	4	@	VAN 1
M. Mayorov	Oct. 10/11	Cory Schneider	NO GOAL	VAN	3	@	CBJ 2
M. Knuble	Oct. 29/11	Roberto Luongo	goal	WSH	4	@	VAN 7
D. Paille	Jan. 7/12	Cory Schneider	NO GOAL	VAN	4	@	BOS 3
M. Ribeiro	Mar. 22/12	Cory Schneider	NO GOAL	VAN	2	@	DAL 1
Taylor Hall	Feb. 4/13	Roberto Luongo	NO GOAL	VAN	3	@	EDM 2 (OT)
M. Pacioretty	Oct. 12/13	Roberto Luongo	NO GOAL	MTL	4	@	VAN 1
B. Sutter	Oct. 19/13	Roberto Luongo	NO GOAL	VAN	3	@	PIT 4
A. Ovechkin	Oct. 28/13	Roberto Luongo	NO GOAL	WSH	2	@	VAN 3
M. Pacioretty	Feb. 6/14	Roberto Luongo	NO GOAL	VAN	2	@	MTL 5
M. Pacioretty	Feb. 6/14	Roberto Luongo	NO GOAL	VAN	2	@	MTL 5
<b>E. Kane</b>	<b>Mar. 12/14</b>	<b>Eddie Lack</b>	<b>NO GOAL</b>	<b>VAN</b>	<b>3</b>	<b>@</b>	<b>WPG 2</b>

# CANUCKS SHUTOUTS

## CANUCKS SHUTOUTS

No.	Date	Opponent	Score	Goaltender
<b>1971.72</b>				
1	Oct. 27	@ Toronto	0-0	Dunc Wilson
<b>1972.73</b>				
2	Jan. 9	St. Louis	3-0	Dunc Wilson
3	Feb. 16	Atlanta	5-0	Ed Dyck
<b>1973.74</b>				
4	Oct. 23	Atlanta	3-0	Gary Smith
5	Mar. 15	Atlanta	3-0	Gary Smith
6	Mar. 31	California	7-0	Gary Smith
<b>1974.75</b>				
7	Oct. 20	@ NY Rangers	1-0	Gary Smith
8	Oct. 29	Detroit	7-0	Gary Smith
9	Nov. 12	Chicago	1-0	Gary Smith
10	Nov. 30	NY Islanders	3-0	Gary Smith
11	Dec. 10	California	3-0	Gary Smith
12	Feb. 11	Kansas City	4-0	Gary Smith
13	Apr. 1	California	7-0	Ken Lockett
14	Apr. 2	@ California	3-0	Ken Lockett
<b>1975.76</b>				
15	Nov. 25	Buffalo	4-0	Gary Smith
16	Feb. 20	Minnesota	7-0	Gary Smith
17	Apr. 2	@ California	5-0	Curt Ridley
<b>1976.77</b>				
18	Mar. 10	Chicago	5-0	Cesare Maniago
<b>1977.78</b>				
19	Nov. 20	@ NY Rangers	3-0	Cesare Maniago
<b>1978.79</b>				
20	Nov. 1	@ Chicago	1-0	Glen Hanlon
21	Dec. 5	Atlanta	3-0	Glen Hanlon
22	Dec. 23	Los Angeles	2-0	Glen Hanlon
23	Feb. 22	Colorado	3-0	Gary Bromley
24	Mar. 31	@ Colorado	2-0	Gary Bromley
<b>1979.80</b>				
25	Apr. 1	Edmonton	5-0	Gary Bromley
<b>1980.81</b>				
26	Mar. 1	Hartford	3-0	Glen Hanlon
<b>1981.82</b>				
27	Oct. 28	Washington	3-0	Richard Brodeur
28	Dec. 2	Minnesota	5-0	Glen Hanlon
29	Mar. 28	Winnipeg	5-0	Rick Heinz
30	Apr. 3	@ Los Angeles	6-0	Richard Brodeur
<b>1982.83</b>				
31	Mar. 2	@ Winnipeg	3-0	John Garrett
<b>1983.84</b>				
32	Jan. 15	Hartford	5-0	Frank Caprice
33	Jan. 27	Philadelphia	4-0	Richard Brodeur
<b>1985.86</b>				
34	Oct. 23	@ Detroit	5-0	Richard Brodeur
35	Nov. 11	Detroit	5-0	Richard Brodeur
<b>1986.87</b>				
36	Nov. 18	Calgary	5-0	Richard Brodeur
<b>1987.88</b>				
37	Feb. 17	Pittsburgh	5-0	Kirk McLean
<b>1988.89</b>				
38	Oct. 19	@ New Jersey	4-0	Kirk McLean
39	Feb. 21	St. Louis	2-0	Kirk McLean
40	Mar. 8	Winnipeg	3-0	Kirk McLean
41	Mar. 16	Edmonton	3-0	Kirk McLean
<b>1990.91</b>				
42	Oct. 12	St. Louis	4-0	Troy Gamble
<b>1991.92</b>				
43	Nov. 10	NY Islanders	6-0	Kirk McLean
44	Nov. 16	San Jose	1-0	Kirk McLean

No.	Date	Opponent	Score	Goaltender
45	Dec. 4	@ Montreal	3-0	Kirk McLean
46	Jan. 25	@ St. Louis	1-0 OT	Kirk McLean
47	Mar. 1	Calgary	11-0	Kirk McLean
<b>1992.93</b>				
48	Nov. 21	Edmonton	9-0	Kirk McLean
49	Dec. 31	Los Angeles	4-0	Kirk McLean
50	Jan. 4	Tampa Bay	7-0	Kirk McLean
51	Apr. 4	@ Ottawa	3-0	Kay Whitmore
<b>1993.94</b>				
52	Nov. 10	Los Angeles	4-0	Kirk McLean
53	Nov. 16	St. Louis	3-0	Kirk McLean
54	Mar. 3	St. Louis	4-0	Kirk McLean
<b>1994.95</b>				
55	Apr. 11	Anaheim	5-0	Kirk McLean
<b>1995.96</b>				
56	Jan. 15	@ Boston	6-0	Corey Hirsch
57	Mar. 3	@ Buffalo	3-0	Kirk McLean
58	Apr. 13	Calgary	5-0	Kirk McLean
<b>1996.97</b>				
59	Nov. 14	@ New Jersey	3-0	Mike Fountain
60	Nov. 19	Dallas	2-0	Corey Hirsch
61	Dec. 15	@ St. Louis	8-0	Corey Hirsch
<b>1997.98</b>				
62	Oct. 13	Edmonton	3-0	Kirk McLean
63	Dec. 15	Los Angeles	7-0	Arturs Irbe
64	Dec. 18	@ San Jose	0-0 OT	Arturs Irbe
<b>1998.99</b>				
65	Oct. 23	@ Florida	5-0	Garth Snow
66	Nov. 19	@ Colorado	5-0	Garth Snow
67	Jan. 10	Dallas	2-0	Corey Hirsch
68	Feb. 26	Carolina	1-0	Garth Snow
69	Mar. 11	@ Phoenix	3-0	Garth Snow
70	Mar. 29	Phoenix	1-0	Garth Snow
71	Apr. 12	@ Calgary	2-0	Garth Snow
<b>1999.00</b>				
72	Oct. 24	@ NY Rangers	3-0	Kevin Weekes
<b>2000.01</b>				
73	Oct. 14	Buffalo	4-0	Felix Potvin
74	Feb. 8	San Jose	0-0	Bob Essensa
<b>2001.02</b>				
75	Oct. 13	Colorado	4-0	Dan Cloutier
76	Nov. 1	Montreal	4-0	Dan Cloutier
77	Nov. 11	@ Minnesota	5-0	Dan Cloutier
78	Dec. 12	@ Anaheim	1-0	Dan Cloutier
79	Dec. 15	Detroit	3-0	Dan Cloutier
80	Jan. 26	@ Calgary	2-0	Peter Skudra
81	Mar. 12	@ Nashville	5-0	Dan Cloutier
82	Mar. 26	Los Angeles	4-0	Dan Cloutier
<b>2002.03</b>				
83	Oct. 10	@ Calgary	3-0	Dan Cloutier
84	Jan. 26	Phoenix	1-0	Peter Skudra
85	Feb. 25	Atlanta	8-0	Dan Cloutier
86	Mar. 23	Washington	6-0	Alex Auld
<b>2003.04</b>				
87	Oct. 11	Edmonton	3-0	Johan Hedberg
88	Dec. 20	@ Edmonton	3-0	Dan Cloutier
89	Dec. 26	@ Calgary	2-0	Dan Cloutier
90	Feb. 5	@ New Jersey	4-0	Dan Cloutier
91	Feb. 16	@ Colorado	1-0	Dan Cloutier
92	Feb. 28	St. Louis	2-0	Johan Hedberg
93	Mar. 6	@ Columbus	4-0	Johan Hedberg
94	Mar. 24	Los Angeles	1-0	Dan Cloutier

## 2004.05

Work stoppage

# CANUCKS/OPPONENT SHUTOUTS

**No. Date Opponent Score Goaltender**

## 2006.07

95	Oct. 25	@ Chicago	5-0	Roberto Luongo
96	Nov. 28	Columbus	1-0	Roberto Luongo
97	Jan. 16	@ Montreal	4-0	Roberto Luongo
98	Mar. 21	Nashville	2-0	Roberto Luongo
99	Mar. 27	@ Colorado	3-0	Roberto Luongo

## 2007.08

100	Nov. 14	@ Edmonton	0-1	Roberto Luongo
101	Nov. 25	Chicago	2-0	Roberto Luongo
102	Nov. 27	Anaheim	4-0	Roberto Luongo
103	Nov. 29	Columbus	2-0	Roberto Luongo
104	Dec. 18	New Jersey	5-0	Roberto Luongo
105	Jan. 3	NY Rangers	3-0	Roberto Luongo

## 2008.09

106	Oct. 9	Calgary	6-0	Roberto Luongo
107	Oct. 30	@ Los Angeles	4-0	Roberto Luongo
108	Nov. 4	Nashville	4-0	Roberto Luongo
109	Nov. 6	Phoenix	1-0	Roberto Luongo
110	Nov. 8	Minnesota	2-0	Roberto Luongo
111	Dec. 28	Ottawa	3-0	Curtis Sanford
112	Mar. 19	St. Louis	3-0	Roberto Luongo
113	Mar. 29	@ Chicago	4-0	Roberto Luongo
114	Apr. 9	Los Angeles	1-0	Roberto Luongo
115	Apr. 11	@ Colorado	1-0	Roberto Luongo

## 2009.10

116	Oct. 25	Edmonton	2-0	Roberto Luongo
117	Nov. 1	Colorado	3-0	Andrew Raycroft
118	Dec. 3	@ Philadelphia	3-0	Roberto Luongo
119	Jan. 7	Phoenix	4-0	Roberto Luongo
120	Feb. 11	@ Florida	3-0	Roberto Luongo

**No. Date Opponent Score Goaltender**

## 2010.11

121	Nov. 1	New Jersey	3-0	Roberto Luongo
122	Dec. 3	@ Chicago	3-0	Roberto Luongo
123	Feb. 2	@ Phoenix	6-0	Roberto Luongo
124	Mar. 6	@ Anaheim	3-0	Cory Schneider
125	Apr. 7	Minnesota	5-0	Roberto Luongo

## 2011.12

126	Nov. 23	@ Colorado	3-0	Cory Schneider
127	Nov. 25	@ Phoenix	5-0	Cory Schneider
128	Dec. 6	Colorado	6-0	Roberto Luongo/ Cory Schneider*
129	Dec. 19	Minnesota	4-0	Roberto Luongo
130	Jan. 4	Minnesota	4-0	Roberto Luongo
131	Mar. 1	St. Louis	2-0	Roberto Luongo
132	Mar. 26	Los Angeles	1-0	Roberto Luongo
133	Mar. 28	Colorado	1-0	Cory Schneider
134	Apr. 7	Edmonton	3-0	Roberto Luongo

## 2012.13

135	Jan. 25	@ Anaheim	5-0	Cory Schneider
136	Jan. 30	Colorado	3-0	Roberto Luongo
137	Feb. 22	@ Nashville	1-0	Roberto Luongo
138	Mar. 23	@ Los Angeles	1-0	Cory Schneider
139	Mar. 26	Columbus	1-0	Cory Schneider
140	Apr. 4	Edmonton	4-0	Cory Schneider
141	Apr. 8	Phoenix	2-0	Cory Schneider

## 2013.14

142	Oct. 17	@ Buffalo	3-0	Roberto Luongo
143	Nov. 2	Toronto	4-0	Roberto Luongo
144	Dec. 9	Carolina	2-0	Eddie Lack
145	Dec. 13	Edmonton	4-0	Roberto Luongo
146	Dec. 29	@ Calgary	2-0	Eddie Lack
147	Feb. 26	St. Louis	1-0	Eddie Lack
148	Mar. 19	Nashville	2-0	Eddie Lack

No shutouts were recorded by the Canucks in the following seasons: 1970.71, 1984.85, 1989.90 and 2005.06.

\*A shared shutout does not count towards an individual's total career shutouts

## OPPONENT SHUTOUTS

**No. Date Opponent Score Goaltender**

### 1971.72

1	Oct. 20	@ Minnesota	0-7	Cesare Maniago
2	Oct. 22	Montreal	0-6	Ken Dryden
3	Oct. 27	@ Toronto	0-0	Bernie Parent
4	Nov. 17	@ Chicago	0-3	Tony Esposito
5	Nov. 18	@ Boston	0-5	Ed Johnston
6	Dec. 4	@ Montreal	0-7	Ken Dryden
7	Dec. 22	@ Detroit	0-3	Al Smith
8	Jan. 20	@ Buffalo	0-1	Roger Crozier
9	Jan. 27	@ Chicago	0-4	Tony Esposito
10	Jan. 30	California	0-2	Gilles Meloche
11	Feb. 24	@ Detroit	0-2	Al Smith
12	Mar. 4	@ Montreal	0-5	Ken Dryden

### 1972.73

13	Oct. 19	@ Buffalo	0-6	Roger Crozier
14	Oct. 24	Pittsburgh	0-4	Denis Herron
15	Jan. 14	Montreal	0-3	Wayne Thomas
16	Jan. 19	Los Angeles	0-4	Gary Edwards
17	Mar. 22	@ Philadelphia	0-9	Doug Favell

### 1973.74

18	Oct. 17	@ Chicago	0-5	Tony Esposito
19	Nov. 9	Chicago	0-4	Tony Esposito
20	Nov. 25	@ NY Rangers	0-5	Ed Giacomin
21	Dec. 7	Atlanta	0-2	Dan Bouchard
22	Mar. 23	@ Los Angeles	0-5	Gary Edwards

### 1974.75

23	Jan. 1	Philadelphia	0-2	Bernie Parent
24	Mar. 19	@ NY Rangers	0-3	Ed Giacomin

**No. Date Opponent Score Goaltender**

### 1975.76

25	Oct. 12	@ Chicago	0-3	Tony Esposito
----	---------	-----------	-----	---------------

### 1976.77

26	Oct. 9	@ Montreal	0-3	Ken Dryden
27	Oct. 20	@ Buffalo	0-4	Gerry Desjardins
28	Nov. 13	Toronto	0-3	Mike Palmateer
29	Jan. 19	Pittsburgh	0-3	Dunc Wilson
30	Feb. 9	@ Montreal	0-6	Ken Dryden
31	Feb. 21	St. Louis	0-4	Eddie Johnston
32	Feb. 26	@ Minnesota	0-3	Pete Lopresti

### 1977.78

33	Nov. 29	Philadelphia	0-3	Bernie Parent
34	Dec. 11	@ Buffalo	0-3	Don Edwards

### 1978.79

35	Nov. 12	Philadelphia	0-4	Bernie Parent
36	Dec. 30	@ Los Angeles	0-4	Mario Lessard
37	Jan. 2	@ NY Islanders	0-9	Chico Resch
38	Jan. 6	@ Montreal	0-2	Ken Dryden
39	Jan. 24	Chicago	0-5	Tony Esposito
40	Feb. 26	@ Los Angeles	0-2	Mario Lessard
41	Mar. 7	@ Toronto	0-2	Mike Palmateer
42	Mar. 29	@ Philadelphia	0-5	Robbie Moore

### 1979.80

43	Oct. 20	@ Toronto	0-2	Mike Palmateer
44	Jan. 8	@ NY Islanders	0-3	Chico Resch
45	Feb. 3	@ Buffalo	0-3	Bob Sauve

### 1981.82

46	Dec. 19	@ St. Louis	0-5	Mike Liut
----	---------	-------------	-----	-----------



# OPPONENT SHUTOUTS

**No. Date Opponent Score Goaltender**

**1982.83**

47 Feb. 24 @ Los Angeles 0-8 Markus Mattsson

**1983.84**

48 Jan. 7 @ Minnesota 0-2 Gilles Meloche

49 Jan. 8 @ Chicago 0-2 Murray Bannerman

50 Jan. 10 @ St. Louis 0-2 Mike Liut

**1984.85**

51 Oct. 30 @ Edmonton 0-7 Andy Moog

52 Nov. 17 @ Edmonton 0-7 Grant Fuhr

53 Jan. 2 @ NY Rangers 0-6 John Vanbiesbrouck

54 Feb. 6 @ St. Louis 0-4 Mike Liut

55 Mar. 2 @ Boston 0-5 Pete Peeters

**1985.86**

62 Jan. 14 @ Los Angeles 0-4 Roland Melanson

63 Jan. 23 Pittsburgh 0-6 Meloche/Romano

64 Feb. 24 @ Calgary 0-2 Reggie Lemelin

**1986.87**

62 Jan. 14 @ Los Angeles 0-4 Roland Melanson

63 Jan. 23 Pittsburgh 0-6 Meloche/Romano

64 Feb. 24 @ Calgary 0-2 Reggie Lemelin

**1987.88**

65 Feb. 19 Toronto 0-5 Ken Wregget

66 Feb. 28 Los Angeles 0-2 Glenn Healy

**1988.89**

67 Dec. 15 @ Calgary 0-2 Rick Wamsley

68 Jan. 1 Montreal 0-4 Patrick Roy

69 Jan. 9 @ Toronto 0-3 Allan Bester

70 Mar. 5 @ Washington 0-3 Don Beaupre

**1989.90**

71 Jan. 16 @ NY Islanders 0-3 Glenn Healy

72 Mar. 13 Hartford 0-1 Peter Sidorkiewicz

**1990.91**

73 Oct. 23 @ Detroit 0-6 Tim Cheveldae

74 Nov. 11 @ Philadelphia 0-2 Pete Peeters

75 Jan. 28 Chicago 0-1 Ed Belfour

76 Feb. 10 @ New Jersey 0-2 Chris Terreri

77 Mar. 3 @ Chicago 0-8 Ed Belfour

**1991.92**

78 Dec. 1 @ Edmonton 0-7 Bill Ranford

79 Dec. 3 @ Quebec 0-3 Ron Tugnutt

**1992.93**

80 Feb. 15 @ Los Angeles 0-3 Kelly Hrudey

**1993.94**

81 Feb. 4 @ Anaheim 0-3 Guy Herbert

**1994.95**

82 Mar. 26 @ Calgary 0-2 Trevor Kidd

**1995.96**

83 Dec. 23 Detroit 0-1 Mike Vernon

84 Jan. 16 @ Hartford 0-3 Sean Burke

85 Mar. 12 @ Washington 0-9 Jim Carey

86 Mar. 15 @ Ottawa 0-2 Damien Rhodes

87 Mar. 23 Calgary 0-4 Trevor Kidd

88 Apr. 8 @ Anaheim 0-2 Guy Hebert

**1996.97**

89 Oct. 6 @ Edmonton 0-2 Curtis Joseph

90 Dec. 23 Edmonton 0-7 Bob Essensa

91 Jan. 25 @ Phoenix 0-4 Nikolai Khabibulin

92 Feb. 1 @ Calgary 0-3 Trevor Kidd

93 Feb. 22 @ Los Angeles 0-4 Stephane Fiset

94 Mar. 1 Los Angeles 0-3 Stephane Fiset

**1997.98**

95 Oct. 17 Boston 0-2 Jim Carey

96 Oct. 29 @ Chicago 0-3 Chris Terreri

97 Dec. 19 @ San Jose 0-0 Mike Vernon

100 Dec. 21 Chicago 0-5 Jeff Hackett

101 Dec. 31 Philadelphia 0-8 Ron Hextall

**No. Date Opponent Score Goaltender**

102 Jan. 14 @ Detroit 0-4 Chris Osgood

103 Mar. 9 St. Louis 0-4 Jamie McLennan

104 Apr. 15 Los Angeles 0-2 Jamie Storr

**1998.99**

105 Dec. 12 @ Los Angeles 0-3 Stephane Fiset

106 Dec. 26 @ San Jose 0-2 Steve Shields

107 Dec. 27 @ Edmonton 0-3 M. Shatalenkov

108 Jan. 4 @ St. Louis 0-4 Jamie McLennan

109 Feb. 1 Ottawa 0-1 Ron Tugnutt

110 Feb. 17 @ Chicago 0-4 Jocelyn Thibault

111 Feb. 28 Buffalo 0-2 Dwayne Roloson

112 Apr. 2 San Jose 0-7 Steve Shields

**1999.00**

113 Dec. 26 Calgary 0-2 Fred Brathwaite

114 Feb. 14 @ Pittsburgh 0-3 J.S. Aubin

115 Mar. 11 @ Phoenix 0-5 Sean Burke

**2000.01**

116 Nov. 9 @ Los Angeles 0-2 Jamie Storr

117 Dec. 29 @ Calgary 0-5 Fred Brathwaite

118 Jan. 3 @ Chicago 0-6 Jocelyn Thibault

119 Jan. 20 @ St. Louis 0-3 Roman Turek

120 Feb. 8 San Jose 0-0 Steve Shields

121 Feb. 24 @ Ottawa 0-3 Patrick Lalime

122 Mar. 23 @ New Jersey 0-4 J. Vanbiesbrouck

**2001.02**

123 Nov. 20 @ Ottawa 0-3 Patrick Lalime

124 Mar. 9 @ San Jose 0-2 Miikka Kiprusoff

125 Mar. 24 Edmonton 0-2 Tommy Salo

**2002.03**

126 Nov. 6 @ Dallas 0-4 Marty Turco

127 Jan. 11 @ San Jose 0-3 Miikka Kiprusoff

128 Mar. 4 @ Philadelphia 0-3 R. Cechmanek

129 Mar. 15 Toronto 0-1 Ed Belfour

130 Apr. 6 Los Angeles 0-2 Jamie Storr

**2003.04**

131 Nov. 11 @ Minnesota 0-1 Dwayne Roloson

132 Mar. 18 @ Dallas 0-3 Marty Turco

**2004.05**

Work stoppage

**2005.06**

133 Oct. 12 @ Minnesota 0-6 Dwayne Roloson

134 Nov. 5 @ Calgary 0-1 Miikka Kiprusoff

135 Jan. 13 @ New Jersey 0-3 Martin Brodeur

136 Jan. 23 @ St. Louis 0-4 Curtis Sanford

137 Mar. 14 @ Nashville 0-5 Tomas Vokoun

138 Apr. 3 @ Los Angeles 0-1 Mathieu Garon

**2006.07**

139 Nov. 9 Anaheim 0-6 J.S. Giguere

140 Nov. 23 @ Nashville 0-6 Tomas Vokoun

141 Dec. 4 Edmonton 0-4 Dwayne Roloson

142 Dec. 21 @ Boston 0-2 Tim Thomas

143 Feb. 7 Chicago 0-3 Patrick Lalime

**2007.08**

144 Nov. 1 Nashville 0-3 Dan Ellis

145 Nov. 14 Edmonton 0-1 Mathieu Garon

146 Mar. 13 @ Phoenix 0-2 Ilja Bryzgalov

147 Mar. 28 @ Minnesota 0-4 Niklas Backstrom

**2008.09**

148 Oct. 28 Boston 0-1 Tim Thomas

149 Dec. 13 Edmonton 0-3 Dwayne Roloson

150 Dec. 23 @ San Jose 0-5 Evgeni Nabokov

151 Feb. 24 @ Montreal 0-3 Jaroslav Halak

**2009.10**

152 Oct. 3 @ Colorado 0-3 Craig Anderson

153 Nov. 22 Chicago 0-1 Antti Niemi

## 2010.11

154	Nov. 9	@ Montreal	0-2	Carey Price
155	Jan. 13	@ NY Rangers	0-1	Henrik Lundqvist
156	Jan. 16	@ Minnesota	0-4	Anton Khudobin
157	Mar. 3	Nashville	0-3	Pekka Rinne
158	Apr. 5	@ Edmonton	0-2	Devan Dubnyk

## 2011.12

159	Oct. 13	@ Detroit	0-2	Jimmy Howard
160	Oct. 18	NY Rangers	0-4	Henrik Lundqvist
161	Oct. 26	St. Louis	0-3	Brian Elliott
162	Mar. 19	@ Minnesota	0-2	Josh Harding

## 2012.13

163	Mar. 30	@ Edmonton	0-4	Devan Dubnyk
-----	---------	------------	-----	--------------

## 2013.14

164	Jan. 13	@ Los Angeles	0-1	Jonathan Quick
165	Jan. 16	@ Phoenix	0-1	Mike Smith
166	Feb. 3	@ Detroit	0-2	Jimmy Howard
167	Mar. 4	@ Phoenix	0-1	Mike Smith
168	Apr. 7	Anaheim	0-3	John Gibson

No shutouts were recorded by Opponents in the following seasons: 1970.71 and 1980.81.

## HAT TRICKS

Player	Date	Opponent	Goaltender
--------	------	----------	------------

## 1970.71

Orland Kurtenbach	Dec. 12	California	Gary Smith
Rosaire Paiement (4)	Feb. 9	Buffalo	Roger Crozier
Rosaire Paiement	Feb. 16	Boston	Gerry Cheevers
Wayne Maki	Mar. 28	California	Gary Smith (1) Chris Worthy (2)

## 1971.72

Andre Boudrias	Jan. 22	NY Rangers	Gilles Villemure
----------------	---------	------------	------------------

## 1972.73

Bobby Schmautz	Nov. 17	L.A.	Gary Edwards (1) Rogie Vachon (2)
Bobby Schmautz (4)	Nov. 19	Buffalo	Dave Dryden
Don Tannahill	Dec. 26	California	Gilles Meloche
Bobby Schmautz (4)	Dec. 30	NY Islanders	Billy Smith
Andre Boudrias	Jan. 16	Toronto	Jacques Plante
Bobby Lalonde	Mar. 17	Pittsburgh	Andy Brown (2) Cam Newton (1)
Don Tannahill	Mar. 25	Toronto	Gord McRae

## 1973.74

Bobby Schmautz	Oct. 26	Detroit	Terry Richardson
Don Lever	Mar. 31	California	Gilles Meloche

## 1974.75

Chris Oddleifson	Dec. 6	Atlanta	Dan Bouchard
Don Lever	Feb. 1	Washington	Ron Low
John Gould	Feb. 21	NY Islanders	Billy Smith
Gerry O'Flaherty	Mar. 21	Atlanta	Dan Bouchard

## 1975.76

Ron Sedlbauer	Nov. 8	Boston	Dave Reece
John Gould	Nov. 11	Toronto	Gord McRae
Garry Monahan	Jan. 23	Minnesota	Cesare Maniago

## 1976.77

Rick Blight (4)	Oct. 6	Pittsburgh	Gord Laxton
-----------------	--------	------------	-------------

## 1977.78

Jere Gillis	Nov. 9	St. Louis	Ed Johnston
Mike Walton	Nov. 15	Cleveland	Gilles Meloche

## 1978.79

Ron Sedlbauer	Nov. 28	St. Louis	Phil Myre
---------------	---------	-----------	-----------

## 1979.80

Stan Smyl	Mar. 7	Atlanta	Pat Riggan
Ivan Boldirev	Mar. 30	Minnesota	Gilles Meloche

## 1980.81

Stan Smyl	Oct. 12	Quebec	Michel Dion
Stan Smyl	Dec. 19	Pittsburgh	Rob Holland (2) Greg Millen (1)
Thomas Gradin	Mar. 4	Toronto	Jim Rutherford

## 1981.82

Thomas Gradin	Oct. 9	Edmonton	Andy Moog Pete Peeters
Stan Smyl	Oct. 31	Philadelphia	Doug Soetaert
Thomas Gradin	Nov. 8	Winnipeg	Reggie Lemelin (2)
Ivan Boldirev	Nov. 15	Calgary	Pat Riggan (1) Don Edwards
Stan Smyl	Jan. 27	Buffalo	Don Edwards
Darcy Rota	Mar. 18	Montreal	Denis Herron

Player	Date	Opponent	Goaltender
--------	------	----------	------------

## 1982.83

Patrik Sundstrom	Dec. 9	Minnesota	Gilles Meloche (1) Don Beaupre (2)
Darcy Rota	Jan. 6	Hartford	Greg Millen
Darcy Rota	Mar. 12	Buffalo	Phil Myre
Thomas Gradin	Mar. 16	Edmonton	Andy Moog

## 1983.84

Darcy Rota	Nov. 30	Hartford	Greg Millen
Tony Tanti	Jan. 15	Hartford	Greg Millen
Tiger Williams	Jan. 20	Winnipeg	Mike Veisor
Patrik Sundstrom	Feb. 9	Montreal	Rick Wamsley (2) Richard Sevigny (1)

## 1984.85

Tony Tanti	Jan. 30	Montreal	Steve Penney
------------	---------	----------	--------------

## 1985.86

Tony Tanti	Nov. 13	Pittsburgh	Roberto Romano
Petri Skriko	Nov. 19	Detroit	Greg Stefan
Tony Tanti	Jan. 21	New Jersey	Craig Billington

## 1986.87

Petri Skriko	Nov. 18	Calgary	Mike Vernon
Petri Skriko (4)	Nov. 21	NY Rangers	John Vanbiesbrouck
Petri Skriko	Nov. 26	Los Angeles	Roland Melanson
Stan Smyl	Dec. 14	Chicago	M. Bannerman (2) Bob Sauve (1)
Tony Tanti	Jan. 19	Winnipeg	D. Berthiaume (2) Steve Penney (1)

Petri Skriko	Mar. 6	Montreal	Patrick Roy
Tony Tanti	Mar. 20	Winnipeg	Pokey Reddick
Stan Smyl	Apr. 3	Winnipeg	Pokey Reddick

## 1987.88

Greg Adams (4)	Oct. 8	St. Louis	Greg Millen
Tony Tanti (4)	Jan. 13	Winnipeg	Steve Penney
Tony Tanti	Jan. 30	Calgary	Mike Vernon
Tony Tanti	Mar. 13	Buffalo	Tom Barrasso

## 1988.89

Greg Adams	Oct. 12	Edmonton	Grant Fuhr
Trevor Linden	Nov. 17	Minnesota	Jon Casey (2) Kari Takko (1)
Trevor Linden	Nov. 22	Buffalo	Daren Puppa (2) Empty Net (1)

Tony Tanti	Jan. 7	Pittsburgh	Tom Barrasso
Jim Sandlak	Mar. 26	Winnipeg	Bob Essensa

## 1989.90

Rich Sutter	Oct. 20	New Jersey	Chris Terreri
Dan Quinn	Feb. 24	Los Angeles	Kelly Hrudey

## 1990.91

Trevor Linden	Dec. 20	Edmonton	Kari Takko
---------------	---------	----------	------------

## 1991.92

Igor Larionov	Nov. 3	Edmonton	Bill Ranford (2) Peter Ing (1)
Dave Babych	Nov. 22	Calgary	Mike Vernon
Greg Adams	Dec. 4	Montreal	Patrick Roy
Igor Larionov	Dec. 28	San Jose	Jeff Hackett

# HAT TRICKS

**Player Date Opponent Goaltender**

**1992.93**

Pavel Bure (4) Oct. 12 Winnipeg Bob Essensa  
Pavel Bure Nov. 2 Calgary Jeff Reese  
Cliff Ronning Apr. 15 Los Angeles Robb Stauber (2)  
Kelly Hrudey (1)

**1993.94**

Pavel Bure Jan. 24 Edmonton Bill Ranford  
Pavel Bure Mar. 11 Winnipeg Tim Cheveldae  
Pavel Bure Mar. 27 Los Angeles Robb Stauber

**1994.95**

Pavel Bure Apr. 11 Anaheim Guy Hebert  
Russ Courtnall Apr. 22 Edmonton Bill Ranford

**1995.96**

Alex Mogilny Oct. 14 San Jose Wade Flaherty  
Cliff Ronning Dec. 1 San Jose Chris Terreri  
Alex Mogilny Dec. 22 Anaheim Mikhail Shtalenkov  
Alex Mogilny Jan. 6 Tampa Bay Darren Puppa  
Russ Courtnall Mar. 6 Buffalo Dominik Hasek  
Trevor Linden Mar. 9 Colorado Stephane Fiset  
Markus Naslund Apr. 13 Calgary Rick Tabaracci

**1996.97**

Alex Mogilny Dec. 15 St. Louis Grant Fuhr  
Martin Gelin Feb. 6 Detroit Chris Osgood  
Martin Gelin (4) Feb. 27 Phoenix Nikolai Khabibulin

**1997.98**

Pavel Bure Oct. 21 Dallas Eddie Belfour  
Pavel Bure Dec. 6 Colorado Patrick Roy  
Pavel Bure Dec. 15 Los Angeles Frederic Chabot (1)  
Stephane Fiset (2)

**1998.99**

Markus Naslund Dec. 4 Dallas Eddie Belfour

**2000.01**

Andrew Cassels Nov. 8 Anaheim Guy Hebert (1)  
Dominic Roussel (2)  
Harold Druken Dec. 8 San Jose Evgeni Nabokov (1)  
Steve Shields (2)  
Todd Bertuzzi Dec. 30 San Jose Evgeni Nabokov  
Markus Naslund Jan. 14 Calgary Mike Vernon (2)  
Fred Brathwaite (1)

**2001.02**

Markus Naslund Oct. 18 Toronto Curtis Joseph  
Markus Naslund Jan. 28 Nashville Mike Dunham (2)  
Tomas Vokoun (1)  
Todd Bertuzzi Mar. 19 NY Rangers Dan Blackburn (2)  
Empty Net (1)  
Markus Naslund Apr. 11 Los Angeles Felix Potvin

**2002.03**

Markus Naslund Oct. 21 San Jose Miikka Kiprusoff (2)  
Vesa Toskala (1)  
Markus Naslund (4) Dec. 14 Edmonton Tommy Salo  
Todd Bertuzzi Mar. 17 Dallas Ron Tugnutt

**No hat tricks were recorded in the following seasons: 1999.00, 2008.09, 2012.13, 2013.14**

**Player Date Opponent Goaltender**

**2003.04**

Brendan Morrison Nov. 29 Calgary Jamie McLennan  
Markus Naslund (4) Dec. 9 Pittsburgh Marc-Andre Fleury  
**Daniel Sedin (4)** Feb. 24 Detroit Manny Legace (3)  
Empty Net (1)

**2004.05**

Work stoppage

**2005.06**

Todd Bertuzzi Nov. 13 Detroit Manny Legace  
Todd Bertuzzi Jan. 14 NY Islanders Rick DiPietro (2)  
Wade Dubielewicz (1)

**Alex Burrows**

**2006.07**

**Daniel Sedin** Feb. 6 Edmonton Dwayne Roloson (2)  
Empty Net (1)

**2007.08**

Markus Naslund Nov. 21 Minnesota Josh Harding

**2009.10**

**Henrik Sedin** Nov. 14 Colorado Craig Anderson (2)  
Peter Budaj (1)

**Daniel Sedin**

Mason Raymond Dec. 10 Atlanta Ondrej Pavelec  
Dec. 27 Calgary Miikka Kiprusoff (2)  
Curtis McElhinney (1)

**Alex Burrows**

Jan. 5 Columbus Steve Mason (2)  
Mathieu Garon (1)

**Alex Burrows**

Jan. 7 Phoenix Ilya Bryzgalov  
Mikael Samuelsson Mar. 9 Colorado Craig Anderson  
Michael Grabner Apr. 2 Anaheim Curtis McElhinney  
**Daniel Sedin** Apr. 10 Calgary Miikka Kiprusoff

**2010.11**

Raffi Torres Nov. 2 Edmonton Nikolai Khabibulin  
Mason Raymond Dec. 1 Calgary Miikka Kiprusoff  
Ryan Kesler Dec. 15 Columbus Mathieu Garon  
Ryan Kesler Jan. 7 Edmonton Nikolai Khabibulin  
Ryan Kesler Apr. 7 Minnesota Niklas Backstrom

**2011.12**

**Daniel Sedin** Dec. 6 Colorado Semeyon Varlamov

## SEASON

### POINTS

Most Overall	117	2010.11
Most Home	63	2009.10
Most Road	58	2010.11
Fewest Overall	48	1971.72, 1994.95
Fewest Home	32	1976.77
	26	1994.95*
Fewest Road	15	1971.72, 1972.73

### WINS

Most Overall	54	2010.11
Most Home	30	2009.10
Most Road	27	2010.11
Fewest Overall	20	1971.72, 1977.78
	18	1994.95*
Fewest Home	13	1976.77, 1977.78, 1989.90
	10	1994.95*
Fewest Road	5	1972.73

### LOSSES

Most Overall	50	1971.72
Most Home	22	1997.98
Most Road	30	1971.72
Fewest	24	2002.03
	18	1994.95*
Fewest Home	6	1981.82
Fewest Road	10	1994.95*, 2002.03, 2010.11
	9	2012.13*

### TIES

Most Overall	20	1980.81
Most Home	12	1977.78, 1981.82
Fewest Overall	3	1993.94
Fewest Home	3	1993.94

### OVERTIME

Most Games	28	1999.00
Most Wins	12	2006.07
Most Losses	9	1999.00

### SHOOTOUT

Most Games	15	2011.12
Most Wins	8	2011.12
Most Losses	9	2007.08

### GOALS

Most For	346	1992.93
Fewest For	191	2013.14
	127	2012.13*
Most Against	401	1984.85
Fewest Against	185	2010.11
	121	2012.13*

### POWER PLAY GOALS

Most For	90	1982.83, 1983.84
Fewest For	39	2013.14*
Most Against	89	1984.85
Fewest Against	40	2011.12
	27	2012.13*

### SHORTHANDED GOALS

Most For	19	1997.98
Fewest For	1	1978.79
Most Against	18	1987.88
Fewest Against	4	2013.14
	2	2012.13*

### SHUTOUTS

Most	10	2008.09
Fewest	0	1970.71, 1984.85, 1989.90, 2005.06
Most Against	12	1971.72
Fewest Against	0	1970.71

### PENALTIES (IN MINUTES)

Most For	2,326	1992.93
Fewest For	943	1972.73
	609	2012.13*

## HAT TRICKS

Most	8	2009.10
	Alex Burrows (2), Michael Grabner, Mason Raymond, Mikael Samuelsson, Daniel Sedin (2), Henrik Sedin	
	8	1986.87
	Petri Skriko (4), Stan Smyl (2), Tony Tanti (2)	

## 20-GOAL SCORERS

Most	8	1980.81
	Dave Williams (35), Bobby Schmautz (27), Ivan Boldirev (26), Curt Fraser (25), Darcy Rota (25), Stan Smyl (25), Per-Olov Brasar (22), Thomas Gradin (21)	
	8	1984.85
	Tony Tanti (39), Stan Smyl (27), Patrik Sundstrom (25), Peter McNab (23), Thomas Gradin (22), Moe Lemay (21), Cam Neely (21), Petri Skriko (21)	

## 30-GOAL SCORERS

Most	4	1992.93
	Pavel Bure (60), Petr Nedved (38), Trevor Linden (33), Geoff Courtall (31)	

## 80-POINT SCORERS

Most	3	1982.83
	Stan Smyl (88), Thomas Gradin (86), Darcy Rota (81)	

## LONGEST WIN STREAK

Overall	10	Nov. 9-30/02
Home	11	Feb. 3-Mar. 19/09
Road	9	Mar. 5-29/11

## LONGEST UNDEFEATED STREAK

Overall	14	Jan. 26-Feb. 25/03 (10-0-4-0)
Home	18	Nov. 4/92-Jan. 16/93 (16-0-2-0)
Road	9	Feb. 4-Mar. 3/03 (6-0-3-0)

## LONGEST LOSING STREAK

Overall	10	Oct. 23-Nov. 11/97
Home	6	Dec. 18/70-Jan. 20/71
Road	12	Nov. 28/81-Feb. 6/82

## LONGEST WINLESS STREAK

Overall	13	Nov. 9-Dec. 7/73 (0-10-3)
Home	11	Dec. 18/70-Feb. 6/71 (0-10-1)
Road	20	Jan. 2-Apr. 2/86 (0-14-6)

## SHUTOUTS

Longest Sequence		242:36
	Nov. 4/08 vs NSH – Nov. 12/08 vs COL	
Longest Sequence, Against		223:10
	Jan. 4/84 vs LA – Jan. 13/84 vs WSH	

\*Reduced Season.

## GAME

### MOST GOALS

For	11	Mar. 28/71 – CAL 5 @ VAN 11
	11	Nov. 25/86 – LA 5 @ VAN 11
	11	Mar. 1/92 – CGY 0 @ VAN 11
Against	13	Oct. 18/84 – VAN 2 @ PHI 13
	13	Nov. 8/85 – VAN 0 @ EDM 13
Both Teams	19	Oct. 7/83 – MIN 9 @ VAN 10

### LARGEST MARGIN OF

Victory	11	Mar. 1/92 – CGY 0 @ VAN 11
Defeat	13	Nov. 8/85 – VAN 0 @ EDM 13

## TIE GAMES

Highest Score	7-7	Four times – most recent: Oct. 12/95 @ LA
Scoreless	0-0	Oct. 27/71 @ TOR
		Dec. 18/97 @ SJ
		Feb. 8/01 vs SJ

# ALL-TIME TEAM RECORDS

## POWER PLAY GOALS

Most For	6	Oct. 7/83 vs MIN Mar. 1/92 vs CGY
Most Against	6	Twice Jan. 15/14 @ ANA Nov. 29/84 @ LA
Most, Both Teams	10	Oct. 7/83 – VAN 6, MIN 4

## PENALTY MINUTES

Most For	155	Feb. 22/80 vs PHI
Most, Opponent	189	Feb. 22/80 vs PHI
Most, Two Teams	344	Feb. 22/80 vs PHI
Fewest, Two Teams	0	Mar. 13/76 vs NYR

## SHOTS ON GOAL

Most For	62	Jan. 31/91 vs NYR
Most Against	60	Feb. 25/71 @ BOS
Most, Two Teams	96	Jan. 31/91 vs NYR
Fewest For	8	Dec. 18/96 vs NJ
Fewest Against	10	Apr. 4/75 vs MIN
Fewest, Two Teams	33	Three times Jan. 10/99 vs DAL Feb. 28/99 vs BUF Mar. 23/13 @ LA

Widest Margin	34	Feb. 20/76 – VAN 50, MIN 16 Nov. 18/80 – VAN 57, WPG 23
---------------	----	--

## WIDEST MARGIN (SHOTS)

By Opponent	39	Oct. 18/84 – PHI 58, VAN 19
-------------	----	-----------------------------

## PERIOD

### GOALS

Most For	6	Twice Jan. 21/06, 1st, vs MTL Jan. 16/87, 1st vs CGY
Most For, Both Teams	10	Twice Jan. 8/76 (3rd, BUF 6, VAN 4) Jan. 16/87 (1st, VAN 6, CGY 4)
Most Against	7	Oct. 19/83 (3rd vs EDM) Nov. 8/85 (3rd @ EDM)

## POWER PLAY GOALS

Most For	4	2nd period, Dec. 14/02 @ EDM
Most Against	3	16 times (most recent Mar. 10/14, 3rd, vs NYI)

## PENALTY MINUTES

Most For	138	Feb. 22/80 (3rd vs PHI)
Most By Opponent	164	Feb. 22/80 (3rd vs PHI)
Most, Both Teams	302	Feb. 22/80 (3rd vs PHI)

## SHOTS ON GOAL

Most For	28	Jan. 31/91 (3rd vs NYR)
Most By Opponent	28	Feb. 25/71 (3rd @ BOS)
Most, Both Teams	43	Feb. 25/71 (3rd, BOS 28 VAN 15)
Fewest	0	Four times (most recent Oct. 21/07, 2nd, @ CBJ)
Fewest By Opponent	0	Three times (most recent Mar. 31/11, 3rd, vs LA)
Fewest, Both Teams	4	3rd, Feb. 1/99 (3rd vs OTT)
Widest Margin	24	Mar. 2/92 (3rd, VAN 27 vs STL 3)
Widest Margin, Opp.	23	Dec. 13/84 (3rd vs MTL)

## SHOTS ON GOAL IN OVERTIME

Most For	8	Jan. 24/12 vs EDM Nov. 24/08 vs DET
Most, Opponent	8	Dec. 20/89 @ CGY
Most, Both Teams	13	Mar. 5/13 (VAN 5 vs SJ 8)
Widest Margin	8	Nov. 24/08 (VAN 8 DET 0)
Widest Margin, Opp.	8	Dec. 20/89 (CGY 8 VAN 0)

## FASTEST TWO GOALS

Canucks	:06	Feb. 6/92 – 2nd vs NYI (Greg Adams 8:51, Cliff Ronning 8:57)
Opponent	:07	Oct. 19/76 – 1st @ NYI (Bob Nystrom 8:34 and 8:41) Mar. 3/90 – 1st @ CGY (Joe Mullen 3:17, Doug Gilmour 3:24)
Both Teams	:04	Oct. 24/95 – 1st @ NYR (Pat Verbeek 9:29, Niklas Sundstrom 9:36) Mar. 17/85 (3rd vs CHI) (Stan Smyl 19:06, Ed Olczyk 19:10)

## FASTEST THREE GOALS

Canucks	:48	Apr. 13/93 (1st vs LA) (Ryan Walter 8:55, Sergio Momesso, 9:29, Trevor Linden, 9:43)
Opponent	:20	Feb. 25/71 (3rd @ BOS) (John Bucyk 4:50, Ed Westfall 5:02, Ted Green 5:10)
Both Teams	:30	Feb. 14/88 (1st @ EDM) (Craig MacTavish 3:07, Tony Tanti 3:19, Mark Messier 3:37)

## FASTEST FOUR GOALS

Canucks	1:23	Nov. 26/80 – 3rd @ PIT (Gerry Minor 2:07, Curt Fraser 2:34, Stan Smyl 3:05, Bobby Schumatz 3:30)
Opponent	1:39	Mar. 8/04 – 1st vs COL (Steve Konowalchuk 14:40, Joe Sakic 15:09, Darby Hendrickson 15:31, Steve Moore 16:19)
Both Teams	1:17	Nov. 26/80 – 3rd @ PIT (Curt Fraser 2:34, Stan Smyl 3:05, Bobby Schumatz 3:30, Rick Kehoe 3:51)

## FASTEST OPENING GOAL

Canucks	:06	Mar. 16/13 @ DET (Alex Burrows)
Opponent	:07	Dec. 17/78 @ BUF (Danny Gare)

## FASTEST GOAL TO START A PERIOD

Canucks	:06	Jan. 18/86 – 2nd @ LA (Steve Tambellini)
Opposition	:06	Mar. 9/06 – Overtime vs NSH (David Legwand)

## CAREER LEADERS

Seasons	16	Trevor Linden
Games	1,140	Trevor Linden
Goals	346	Markus Naslund
Assists	649	Henrik Sedin
Points	842	Henrik Sedin
Penalty Minutes	2,127	Gino Odjick
Power Play Goals	114	Markus Naslund
Shorthanded Goals	24	Pavel Bure
Game-Winning Goals	67	Daniel Sedin
Hat Tricks	10	Markus Naslund, Tony Tanti
Games, Goaltender	516	Kirk McLean
Wins, Goaltender	252	Roberto Luongo
Shutouts	38	Roberto Luongo

## CONSECUTIVE GAMES PLAYED

679	Henrik Sedin	Mar. 21/04 – Jan. 18/14
534	Brendan Morrison	Mar. 16/00 to Dec. 10/07
482	Trevor Linden	Oct. 4/90 to Dec. 7/96

## CONSECUTIVE 20-GOAL SEASONS

9	Markus Naslund
---	----------------

## CONSECUTIVE 30-GOAL SEASONS

5	Trevor Linden, Markus Naslund, Tony Tanti
---	---

# ALL-TIME INDIVIDUAL SEASON RECORDS

## SEASON

### MOST GOALS

Most	60	Pavel Bure	1992.93
		Pavel Bure	1993.94
Left Wing	48	Markus Naslund	2002.03
Right Wing	60	Pavel Bure	1992.93
		Pavel Bure	1993.94
Centre	41	Ryan Kesler	2010.11
Defenceman	23	Adrian Aucoin	1998.99
Rookie	34	Pavel Bure	1991.92
Power Play	25	Pavel Bure	1993.94
		Todd Bertuzzi	2002.03
PP, Defenceman	18	Adrian Aucoin	1998.99
Shorthanded	7	Pavel Bure	1992.93
Game-winning	12	Markus Naslund	2002.03

### MOST ASSISTS

Most	83	Henrik Sedin	2009.10
Left Wing	63	Daniel Sedin	2010.11
Right Wing	52	Alex Mogilny	1995.96
Centre	83	Henrik Sedin	2009.10
Defenceman	55	Dennis Kearns	1976.77
Rookie	42	Dale Tallon	1970.71

### MOST POINTS

Most	112	Henrik Sedin	2009.10
Left Wing	110	Daniel Sedin	2010.11
		Markus Naslund	2002.03
Right Wing	104	Pavel Bure	1992.93
Centre	112	Henrik Sedin	2009.10
Defenceman	63	Doug Lidster	1986.87
Rookie	60	Ivan Hlinka	1981.82
		Pavel Bure	1991.92

### GOALTENDING

Most Games	76	Roberto Luongo	2006.07
Most Wins	47	Roberto Luongo	2006.07
Most Shutouts	10	Roberto Luongo	2008.09

### MISCELLANEOUS

PIM	372	Donald Brashear	1997.98
Hat Tricks	4	Petri Skriko	1986.87
Shots	407	Pavel Bure	1992.93

### LONGEST GOAL-SCORING STREAK

8 games	Pavel Bure	11 goals	Mar. 8-25/94
---------	------------	----------	--------------

### LONGEST ASSIST-SCORING STREAK

11 games	Daniel Sedin	17 assists	Feb. 12-Mar. 16/10
	Dennis Kearns	19 assists	Feb. 27-Mar. 20/77

### LONGEST POINT-SCORING STREAK

15 games	Petr Nedved	24 points	Nov. 19-Dec. 27/92
	Todd Bertuzzi	19 points	Jan. 3-Feb. 4/02

### LONGEST WINNING STREAK

9 games	Dan Cloutier	Nov. 9-30/02	
8 games	Roberto Luongo	Feb. 3-21/09*	

### LONGEST UNDEFEATED STREAK

21 games	Roberto Luongo	Dec. 8/10-Feb. 12/11	16-0-5
----------	----------------	----------------------	--------

## GAME

### MOST GOALS

4	Rosaire Paiement	Feb. 9/71	vs	BUF
	Bobby Schmutz	Nov. 19/72	vs	BUF
	Bobby Schmutz	Dec. 30/72	vs	NYI
	Rick Blight	Oct. 6/76	@	PIT
	Petri Skriko	Nov. 21/86	vs	NYR
	Greg Adams	Oct. 8/87	vs	STL
	Tony Tanti	Jan. 13/88	vs	WPG
	Pavel Bure	Oct. 12/92	vs	WPG
	Martin Gelinas	Feb. 27/97	vs	PHX
	Markus Naslund	Dec. 14/02	@	EDM
	Markus Naslund	Dec. 9/03	vs	PIT
	Daniel Sedin	Feb. 24/04	vs	DET

### MOST ASSISTS

6	Patrik Sundstrom	Feb. 29/84	@	PIT
---	------------------	------------	---	-----

### MOST POINTS

7	Patrik Sundstrom	Feb. 29/84	@	PIT
---	------------------	------------	---	-----

### MOST PENALTY MINUTES

47	Gino Odjick	Nov. 12/92	@	LA
----	-------------	------------	---	----

### MOST POWER PLAY GOALS

3	Rick Blight	Oct. 6/76	@	PIT
---	-------------	-----------	---	-----

### MOST SHORTHANDED GOALS

2	Chris Oddleifson	Jan. 24/76	vs	TOR
	Stan Smyl	Jan. 25/85	vs	WPG
	Petri Skriko	Nov. 18/86	vs	CGY
	Pavel Bure	Oct. 12/92	vs	WPG

### MOST SHOTS

13	Pavel Bure	Apr. 7/93	vs	EDM
	Russ Courttnall	Mar. 6/96	vs	BUF
	Trevor Linden	Mar. 9/96	vs	COL

## PERIOD

### MOST GOALS

3	Bobby Schmutz	Nov. 19/72	vs	BUF, 2nd
	Rick Blight	Oct. 6/76	@	PIT, 2nd
	Tony Tanti	Jan. 7/89	@	PIT, 2nd
	Igor Larionov	Dec. 28/91	@	SJ, 2nd
	Pavel Bure	Oct. 12/92	vs	WPG, 2nd
	Cliff Ronning	Apr. 15/93	@	LA, 3rd
	Alex Mogilny	Dec. 22/95	@	ANA, 3rd
	Russ Courttnall	Mar. 6/96	vs	BUF, 2nd
	Trevor Linden	Mar. 9/96	vs	COL, 2nd
	Andrew Cassels	Nov. 8/00	@	ANA, 2nd
	Markus Naslund	Apr. 11/02	vs	LA, 3rd
	Markus Naslund	Oct. 21/02	@	SJ, 2nd

### MOST ASSISTS

3	35 Times, several players, most recent			
	Henrik Sedin	Feb. 18/12	vs	TOR, 2nd

### MOST POINTS

5	Cliff Ronning	Apr. 15/93	@	LA, 3rd
---	---------------	------------	---	---------

### MOST PIM

47	Gino Odjick	Nov. 12/92	@	LA, 3rd
----	-------------	------------	---	---------

### FASTEST TWO GOALS

:09	Gerry O'Flaherty	Mar. 15/74	vs	ATL, 3rd
	(scored at 17:48,17:57)			

### FASTEST THREE GOALS

2:55	Alex Mogilny	Dec. 22/95	@	ANA, 3rd
	(scored at 16:45, 19:26, 19:40)			

### FASTEST TWO SHORTHANDED GOALS

1:11	Petri Skriko	Nov. 18/86	vs	CGY, 2nd
	(scored at 13:21, 14:32)			

\*Streak includes OT/SO games







PLAYOFFS



# ALL-TIME PLAYOFF OPPONENTS

## ALL-TIME PLAYOFF OPPONENTS

Team	Series	W	L	GP	W	L	GF	GA	PCT.	LAST MTG.	RD.	RESULT
Anaheim	1	0	1	5	1	4	8	14	.200	2007	CSF	1-4 L
Arizona (WPG)	2	2	0	13	8	5	50	34	.615	1993	DSF	4-2 W
Boston	1	0	1	7	3	4	8	23	.429	2011	F	3-4 L
Buffalo	2	0	2	7	1	6	14	28	.143	1981	PRE	0-3 L
Calgary	6	2	4	32	15	17	96	101	.469	2004	CQF	3-4 L
Chicago	5	2	3	28	12	16	77	92	.429	2011	CQF	4-3 W
Colorado	2	0	2	10	2	8	26	40	.200	2001	CQF	0-4 L
Dallas	2	2	0	12	8	4	31	23	.667	2007	CQF	4-3 W
Detroit	1	0	1	6	2	4	16	22	.333	2002	CQF	2-4 L
Edmonton	2	0	2	9	2	7	20	35	.222	1992	DF	2-4 L
Los Angeles	5	2	3	28	13	15	93	96	.464	2012	CQF	1-4 L
Minnesota	1	0	1	7	3	4	17	26	.429	2003	CSF	3-4 L
Montreal	1	0	1	5	1	4	9	20	.200	1975	QF	1-4 L
Nashville	1	1	0	6	4	2	14	11	.667	2011	CSF	4-2 W
NY Islanders	2	0	2	6	0	6	14	26	.000	1982	F	0-4 L
NY Rangers	1	0	1	7	3	4	19	21	.429	1994	F	3-4 L
Philadelphia	1	0	1	3	1	2	9	15	.333	1979	PRE	1-2 L
San Jose	2	1	1	9	4	5	28	28	.444	2013	CQF	0-4 L
St. Louis	3	3	0	18	12	6	55	53	.667	2009	CQF	4-0 W
Toronto	1	1	0	5	4	1	16	9	.800	1994	CF	4-1 W
<b>TOTALS</b>	<b>42</b>	<b>16</b>	<b>26</b>	<b>223</b>	<b>99</b>	<b>124</b>	<b>620</b>	<b>717</b>	<b>.444</b>			

### HOME

### ROAD

Team	GP	W	L	GF	GA	GP	W	L	GF	GA
Anaheim	2	0	2	4	6	3	1	2	4	8
Arizona (WPG)	7	5	2	28	15	6	3	3	22	19
Boston	4	3	1	5	6	3	0	3	3	17
Buffalo	3	1	2	9	12	4	0	4	5	16
Calgary	16	8	8	50	46	16	7	9	46	55
Chicago	14	6	8	39	52	14	6	8	38	40
Colorado	5	1	4	10	19	5	1	4	16	21
Dallas	7	4	3	18	15	5	4	1	13	8
Detroit	3	0	3	7	13	3	2	1	9	9
Edmonton	4	2	2	12	12	5	0	5	8	23
Los Angeles	15	6	9	43	47	13	7	6	51	49
Minnesota	4	1	3	10	17	3	2	1	7	9
Montreal	2	0	2	1	8	3	1	2	8	12
Nashville	3	1	2	5	6	3	3	0	9	5
NY Islanders	3	0	3	2	9	3	0	3	13	17
NY Rangers	3	1	2	7	10	4	2	2	12	11
Philadelphia	1	0	1	4	6	2	1	1	5	9
San Jose	5	3	2	16	13	4	1	3	12	15
St. Louis	9	6	3	26	26	9	6	3	29	27
Toronto	3	3	0	10	3	2	1	1	6	6
<b>TOTALS</b>	<b>113</b>	<b>51</b>	<b>62</b>	<b>306</b>	<b>341</b>	<b>110</b>	<b>48</b>	<b>62</b>	<b>316</b>	<b>376</b>

## ALL-TIME PLAYOFF OVERTIME

**OVERALL** Wins 26 Losses 28 **HOME** Wins 11 Losses 14 **ROAD** Wins 15 Losses 14

Date	Opponent	Scorer	Time	W-L	Score	Date	Opponent	Scorer	Time	W-L	Score
Apr. 27/75	@ Montreal	Guy Lafleur	17:06	L	5-4	May 11/93	Los Angeles	Gary Shuchuk	26:31	L	4-3
Apr. 8/81	@ Buffalo	Al Haworth	5:00	L	3-2	Apr. 26/94	@ Calgary	Geoff Courtnall	7:15	W	2-1
Apr. 8/82	Calgary	Dave Williams	14:20	W	2-1	Apr. 28/94	Calgary	Trevor Linden	16:43	W	3-2
Apr. 16/82	Los Angeles	Steve Bozek	4:33	L	3-2	Apr. 30/94	@ Calgary	Pavel Bure	22:20	W	4-3
Apr. 18/82	@ Los Angeles	Colin Campbell	1:23	W	4-3	May 8/94	Dallas	Sergio Momesso	11:01	W	2-1
Apr. 27/82	@ Chicago	Jim Nill	28:58	W	2-1	May 16/94	@ Toronto	Peter Zezel	16:55	L	3-2
May 8/82	@ NY Islanders	Mike Bossy	19:58	L	6-5	May 24/94	Toronto	Greg Adams	20:14	W	4-3
Apr. 6/83	@ Calgary	Eddy Beers	12:27	L	4-3	May 31/94	@ NY Rangers	Greg Adams	19:26	W	3-2
Apr. 10/83	Calgary	Greg Meredith	1:06	L	4-3	May 15/95	@ St. Louis	Cliff Ronning	1:48	W	6-5
Apr. 5/89	@ Calgary	Paul Reinhart	2:47	W	4-3	May 21/95	@ Chicago	Joe Murphy	9:04	L	2-1
Apr. 15/89	@ Calgary	Joel Otto	19:21	L	4-3	May 25/95	Chicago	Chris Chelios	6:22	L	3-2
Apr. 6/91	@ Los Angeles	Wayne Gretzky	11:08	L	3-2	May 27/95	Chicago	Chris Chelios	5:35	L	4-3
Apr. 8/91	Los Angeles	Cliff Ronning	3:12	W	2-1	Apr. 25/96	@ Colorado	Joe Sakic	0:51	L	5-4
May 3/92	Edmonton	Joe Murphy	8:36	L	4-3	Apr. 16/01	@ Vancouver	Peter Forsberg	2:50	L	4-3
Apr. 27/93	Winnipeg	Teemu Selanne	6:18	L	4-3	<b>Apr. 17/02</b>	<b>@ Detroit</b>	<b>Henrik Sedin</b>	<b>13:59</b>	<b>W</b>	<b>4-3</b>
Apr. 29/93	@ Winnipeg	Greg Adams	4:30	W	4-3	Apr. 25/03	@ Minnesota	Trent Klatt	3:42	W	4-3

# ALL-TIME PLAYOFF RESULTS

Date	Opponent	Scorer	Time	W-L	Score
May 2/03	@ Minnesota	Brent Sopel	15:52	W	3-2
Apr. 17/04	@ Calgary	Brendan Morrison	42:28	W	5-4
Apr. 19/04	Calgary	Martin Gelinas	1:25	L	3-2
<b>Apr. 11/07</b>	<b>Dallas</b>	<b>Henrik Sedin</b>	<b>78:06</b>	<b>W</b>	<b>5-4</b>
Apr. 15/07	@ Dallas	Taylor Pyatt	7:47	W	2-1
Apr. 19/07	Dallas	Brenden Morrow	6:22	L	0-1
Apr. 27/07	@ Anaheim	Jeff Cowan	27:49	W	2-1
May 1/07	Anaheim	Travis Moen	2:07	L	2-3
May 3/07	@ Anaheim	Scott Niedermayer	24:30	L	1-2
<b>Apr. 21/09</b>	<b>@ St. Louis</b>	<b>Alex Burrows</b>	<b>19:41</b>	<b>W</b>	<b>3-2</b>
May 7/09	@ Chicago	Andrew Ladd	2:52	L	1-2

Date	Opponent	Scorer	Time	W-L	Score
Apr. 15/10	Los Angeles	Mikael Samuelsson	8:52	W	3-2
Apr. 17/10	Los Angeles	Anze Kopitar	7:28	L	2-3
Apr. 24/11	@ Chicago	Ben Smith	15:30	L	3-4
<b>Apr. 26/11</b>	<b>Chicago</b>	<b>Alex Burrows</b>	<b>5:22</b>	<b>W</b>	<b>2-1</b>
Apr. 30/11	Nashville	Matt Halischuk	34:51	L	1-2
May 3/11	@ Nashville	Ryan Kesler	10:45	W	3-2
<b>May 24/11</b>	<b>San Jose</b>	<b>Kevin Bieksa</b>	<b>30:18</b>	<b>W</b>	<b>3-2</b>
<b>Jun. 4/11</b>	<b>Boston</b>	<b>Alex Burrows</b>	<b>0:11</b>	<b>W</b>	<b>3-2</b>
Apr. 22/12	Los Angeles	Jarret Stoll	4:27	L	1-2
May 3/13	San Jose	Raffi Torres	5:31	L	2-3
May 7/13	@ San Jose	Patrick Marleau	13:18	L	3-4

## ALL-TIME PLAYOFF SERIES

### 1975 QUARTER-FINAL

#### Montreal win 4-1

Apr. 13	Vancouver	2	@ Montreal	6	L
Apr. 15	Vancouver	2	@ Montreal	1	W
Apr. 17	Montreal	4	@ Vancouver	1	L
Apr. 19	Montreal	4	@ Vancouver	0	L
Apr. 22	Vancouver	4	@ Montreal	5 OT	L

### 1976 PRELIMINARY ROUND

#### NY Islanders win 2-0

Apr. 6	Vancouver	3	@ NY Islanders	5	L
Apr. 8	NY Islanders	3	@ Vancouver	1	L

### 1979 PRELIMINARY ROUND

#### Philadelphia win 2-1

Apr. 10	Vancouver	3	@ Philadelphia	2	W
Apr. 12	Philadelphia	6	@ Vancouver	4	L
Apr. 14	Vancouver	2	@ Philadelphia	7	L

### 1980 PRELIMINARY ROUND

#### Buffalo win 3-1

Apr. 8	Vancouver	1	@ Buffalo	2	L
Apr. 9	Vancouver	0	@ Buffalo	6	L
Apr. 11	Buffalo	4	@ Vancouver	5	W
Apr. 12	Buffalo	3	@ Vancouver	1	L

### 1981 PRELIMINARY ROUND

#### Buffalo win 3-0

Apr. 8	Vancouver	2	@ Buffalo	3 OT	L
Apr. 9	Vancouver	2	@ Buffalo	5	L
Apr. 11	Buffalo	5	@ Vancouver	3	L

### 1982 SMYTHE DIVISION SEMI-FINAL

#### Vancouver win 3-0

Apr. 7	Calgary	3	@ Vancouver	5	W
Apr. 8	Calgary	1	@ Vancouver	2 OT	W
Apr. 10	Vancouver	3	@ Calgary	1	W

### 1982 SMYTHE DIVISION FINAL

#### Vancouver win 4-1

Apr. 15	Los Angeles	2	@ Vancouver	3	W
Apr. 16	Los Angeles	3	@ Vancouver	2 OT	L
Apr. 18	Vancouver	4	@ Los Angeles	3 OT	W
Apr. 19	Vancouver	5	@ Los Angeles	4	W
Apr. 21	Los Angeles	2	@ Vancouver	5	W

### 1982 CAMPBELL CONFERENCE CHAMPIONSHIP

#### Vancouver win 4-1

Apr. 27	Vancouver	2	@ Chicago	1 OT	W
Apr. 29	Vancouver	1	@ Chicago	4	L
May 1	Chicago	3	@ Vancouver	4	W
May 4	Chicago	3	@ Vancouver	5	W
May 6	Vancouver	6	@ Chicago	2	W

### 1982 STANLEY CUP CHAMPIONSHIP

#### NY Islanders win 4-0

May 8	Vancouver	5	@ NY Islanders	6 OT	L
May 11	Vancouver	5	@ NY Islanders	6	L
May 13	NY Islanders	3	@ Vancouver	0	L
May 16	NY Islanders	3	@ Vancouver	1	L

### 1983 SMYTHE DIVISION SEMI-FINAL

#### Calgary win 3-1

Apr. 6	Vancouver	3	@ Calgary	4 OT	L
Apr. 7	Vancouver	3	@ Calgary	5	L
Apr. 9	Calgary	4	@ Vancouver	5	W
Apr. 10	Calgary	4	@ Vancouver	3 OT	L

### 1984 SMYTHE DIVISION SEMI-FINAL

#### Calgary win 3-1

Apr. 4	Vancouver	3	@ Calgary	5	L
Apr. 5	Vancouver	2	@ Calgary	4	L
Apr. 7	Calgary	0	@ Vancouver	7	W
Apr. 8	Calgary	5	@ Vancouver	1	L

### 1986 SMYTHE DIVISION SEMI-FINAL

#### Edmonton win 3-0

Apr. 9	Vancouver	3	@ Edmonton	7	L
Apr. 10	Vancouver	1	@ Edmonton	5	L
Apr. 12	Edmonton	5	@ Vancouver	1	L

### 1989 SMYTHE DIVISION SEMI-FINAL

#### Calgary win 4-3

Apr. 5	Vancouver	4	@ Calgary	3 OT	W
Apr. 6	Vancouver	2	@ Calgary	5	L
Apr. 8	Calgary	4	@ Vancouver	0	L
Apr. 9	Calgary	3	@ Vancouver	5	W
Apr. 11	Vancouver	0	@ Calgary	4	L
Apr. 13	Calgary	3	@ Vancouver	6	W
Apr. 15	Vancouver	3	@ Calgary	4 OT	L

### 1991 SMYTHE DIVISION SEMI-FINAL

#### Los Angeles win 4-2

Apr. 4	Vancouver	6	@ Los Angeles	5	W
Apr. 6	Vancouver	2	@ Los Angeles	3 OT	L
Apr. 8	Los Angeles	1	@ Vancouver	2 OT	W
Apr. 10	Los Angeles	6	@ Vancouver	1	L
Apr. 12	Vancouver	4	@ Los Angeles	7	L
Apr. 14	Los Angeles	4	@ Vancouver	1	L

### 1992 SMYTHE DIVISION SEMI-FINAL

#### Vancouver win 4-3

Apr. 18	Winnipeg	3	@ Vancouver	2	L
Apr. 20	Winnipeg	2	@ Vancouver	3	W
Apr. 22	Vancouver	2	@ Winnipeg	4	L
Apr. 24	Vancouver	1	@ Winnipeg	3	L
Apr. 26	Winnipeg	2	@ Vancouver	8	W
Apr. 28	Vancouver	8	@ Winnipeg	3	W
Apr. 30	Winnipeg	0	@ Vancouver	5	W

### 1992 SMYTHE DIVISION FINAL

#### Edmonton win 4-2

May 3	Edmonton	4	@ Vancouver	3 OT	L
May 4	Edmonton	0	@ Vancouver	4	W
May 6	Vancouver	2	@ Edmonton	5	L
May 8	Vancouver	2	@ Edmonton	3	L
May 10	Edmonton	3	@ Vancouver	4	W
May 12	Vancouver	0	@ Edmonton	3	L

# ALL-TIME PLAYOFF RESULTS

## 1993 SMYTHE DIVISION SEMI-FINAL

### Vancouver win 4-2

Apr. 19	Winnipeg	2	@ Vancouver	4	W
Apr. 21	Winnipeg	2	@ Vancouver	3	W
Apr. 23	Vancouver	4	@ Winnipeg	5	L
Apr. 25	Vancouver	3	@ Winnipeg	1	W
Apr. 27	Winnipeg	4	@ Vancouver	3 OT	L
Apr. 29	Vancouver	4	@ Winnipeg	3 OT	W

## 1993 SMYTHE DIVISION FINAL

### Los Angeles win 4-2

May 2	Los Angeles	2	@ Vancouver	5	W
May 5	Los Angeles	6	@ Vancouver	3	L
May 7	Vancouver	4	@ Los Angeles	7	L
May 9	Vancouver	7	@ Los Angeles	2	W
May 11	Los Angeles	4	@ Vancouver	3 OT	L
May 13	Vancouver	3	@ Los Angeles	5	L

## 1994 WESTERN CONFERENCE QUARTER-FINAL

### Vancouver win 4-3

Apr. 18	Vancouver	5	@ Calgary	0	W
Apr. 20	Vancouver	5	@ Calgary	7	L
Apr. 22	Calgary	4	@ Vancouver	2	L
Apr. 24	Calgary	3	@ Vancouver	2	L
Apr. 26	Vancouver	2	@ Calgary	1 OT	W
Apr. 28	Calgary	2	@ Vancouver	3 OT	W
Apr. 30	Vancouver	4	@ Calgary	3 OT	W

## 1994 WESTERN CONFERENCE SEMI-FINAL

### Vancouver win 4-1

May 2	Vancouver	6	@ Dallas	4	W
May 4	Vancouver	3	@ Dallas	0	W
May 6	Dallas	4	@ Vancouver	3	L
May 8	Dallas	1	@ Vancouver	2 OT	W
May 10	Dallas	2	@ Vancouver	4	W

## 1994 WESTERN CONFERENCE FINAL

### Vancouver win 4-1

May 16	Vancouver	2	@ Toronto	3 OT	L
May 18	Vancouver	4	@ Toronto	3	W
May 20	Toronto	0	@ Vancouver	4	W
May 22	Toronto	0	@ Vancouver	2	W
May 24	Toronto	3	@ Vancouver	4 OT	W

## 1994 STANLEY CUP FINAL

### NY Rangers win 4-3

May 31	Vancouver	3	@ NY Rangers	2 OT	W
June 2	Vancouver	1	@ NY Rangers	3	L
June 4	NY Rangers	5	@ Vancouver	1	L
June 7	NY Rangers	4	@ Vancouver	2	L
June 9	Vancouver	6	@ NY Rangers	3	W
June 11	NY Rangers	1	@ Vancouver	4	W
June 14	Vancouver	2	@ NY Rangers	3	L

## 1995 WESTERN CONFERENCE QUARTER-FINAL

### Vancouver win 4-3

May 7	Vancouver	1	@ St. Louis	2	L
May 9	Vancouver	5	@ St. Louis	3	W
May 11	St. Louis	1	@ Vancouver	6	W
May 13	St. Louis	5	@ Vancouver	2	L
May 15	Vancouver	6	@ St. Louis	5 OT	W
May 17	St. Louis	8	@ Vancouver	2	L
May 19	Vancouver	5	@ St. Louis	3	W

## 1995 WESTERN CONFERENCE SEMI-FINAL

### Chicago win 4-0

May 21	Vancouver	1	@ Chicago	2 OT	L
May 23	Vancouver	0	@ Chicago	2	L
May 25	Chicago	3	@ Vancouver	2 OT	L
May 27	Chicago	4	@ Vancouver	3 OT	L

## 1996 WESTERN CONFERENCE QUARTER-FINAL

### Colorado win 4-2

Apr. 16	Vancouver	2	@ Colorado	5	L
Apr. 18	Vancouver	5	@ Colorado	4	W
Apr. 20	Colorado	4	@ Vancouver	0	L
Apr. 22	Colorado	3	@ Vancouver	4	W
Apr. 25	Vancouver	4	@ Colorado	5 OT	L
Apr. 27	Colorado	3	@ Vancouver	2	L

## 2001 WESTERN CONFERENCE QUARTER-FINAL

### Colorado win 4-0

Apr. 12	Vancouver	4	@ Colorado	5	L
Apr. 14	Vancouver	1	@ Colorado	2	L
Apr. 16	Colorado	4	@ Vancouver	3 OT	L
Apr. 18	Colorado	5	@ Vancouver	1	L

## 2002 WESTERN CONFERENCE QUARTER-FINAL

### Detroit win 4-2

Apr. 17	Vancouver	4	@ Detroit	3 OT	W
Apr. 19	Vancouver	5	@ Detroit	2	W
Apr. 21	Detroit	3	@ Vancouver	1	L
Apr. 23	Detroit	4	@ Vancouver	2	L
Apr. 25	Vancouver	0	@ Detroit	4	L
Apr. 27	Detroit	6	@ Vancouver	4	L

## 2003 WESTERN CONFERENCE QUARTER-FINAL

### Vancouver win 4-3

Apr. 10	St. Louis	6	@ Vancouver	0	L
Apr. 12	St. Louis	1	@ Vancouver	2	W
Apr. 14	Vancouver	1	@ St. Louis	3	L
Apr. 16	Vancouver	1	@ St. Louis	4	L
Apr. 18	St. Louis	3	@ Vancouver	5	W
Apr. 20	Vancouver	4	@ St. Louis	3	W
Apr. 22	St. Louis	1	@ Vancouver	4	W

## 2003 WESTERN CONFERENCE SEMI-FINAL

### Minnesota win 4-3

Apr. 25	Minnesota	3	@ Vancouver	4 OT	W
Apr. 27	Minnesota	3	@ Vancouver	2	L
Apr. 29	Vancouver	3	@ Minnesota	2	W
May 2	Vancouver	3	@ Minnesota	2 OT	W
May 5	Minnesota	7	@ Vancouver	2	L
May 7	Vancouver	1	@ Minnesota	5	L
May 8	Minnesota	4	@ Vancouver	2	L

## 2004 WESTERN CONFERENCE QUARTER-FINAL

### Calgary win 4-3

Apr. 7	Calgary	3	@ Vancouver	5	W
Apr. 9	Calgary	2	@ Vancouver	1	L
Apr. 11	Vancouver	2	@ Calgary	1	W
Apr. 13	Vancouver	0	@ Calgary	4	L
Apr. 15	Calgary	2	@ Vancouver	1	L
Apr. 17	Vancouver	5	@ Calgary	4 OT	W
Apr. 19	Calgary	3	@ Vancouver	2 OT	L

## 2007 WESTERN CONFERENCE QUARTER-FINAL

### Vancouver win 4-3

Apr. 11	Dallas	4	@ Vancouver	5 OT	W
Apr. 13	Dallas	2	@ Vancouver	0	L
Apr. 15	Vancouver	2	@ Dallas	1 OT	W
Apr. 17	Vancouver	2	@ Dallas	1	W
Apr. 19	Dallas	1	@ Vancouver	0 OT	L
Apr. 21	Vancouver	0	@ Dallas	2	L
Apr. 23	Dallas	1	@ Vancouver	4	W

## 2007 WESTERN CONFERENCE SEMI-FINAL

### Anaheim win 4-1

Apr. 25	Vancouver	1	@ Anaheim	5	L
Apr. 27	Vancouver	2	@ Anaheim	1 OT	W
Apr. 29	Anaheim	3	@ Vancouver	2	L
May 1	Anaheim	3	@ Vancouver	2 OT	L
May 3	Vancouver	1	@ Anaheim	2 OT	L

## 2009 WESTERN CONFERENCE QUARTER-FINAL

### Vancouver win 4-0

Apr. 15	St. Louis	1	@ Vancouver	2	W
Apr. 17	St. Louis	0	@ Vancouver	3	W
Apr. 19	Vancouver	3	@ St. Louis	2	W
Apr. 21	Vancouver	3	@ St. Louis	2 OT	W

## 2009 WESTERN CONFERENCE SEMI-FINAL

### Chicago win 4-2

Apr. 30	Chicago	3	@ Vancouver	5	W
May 2	Chicago	6	@ Vancouver	3	L
May 5	Vancouver	3	@ Chicago	1	W
May 7	Vancouver	1	@ Chicago	2 OT	L
May 9	Chicago	4	@ Vancouver	2	L
May 11	Vancouver	5	@ Chicago	7	L

# ALL-TIME PLAYOFF RESULTS/RECORDS

## 2010 WESTERN CONFERENCE QUARTER-FINAL

### Vancouver win 4-2

Apr. 15	Los Angeles	2	@ Vancouver	3 OT	W
Apr. 17	Los Angeles	3	@ Vancouver	2 OT	L
Apr. 19	Vancouver	3	@ Los Angeles	5	L
Apr. 21	Vancouver	6	@ Los Angeles	4	W
Apr. 23	Los Angeles	2	@ Vancouver	7	W
Apr. 25	Vancouver	4	@ Los Angeles	2	W

## 2010 WESTERN CONFERENCE SEMI-FINAL

### Chicago win 4-2

May 1	Vancouver	5	@ Chicago	1	W
May 3	Vancouver	2	@ Chicago	4	L
May 5	Chicago	5	@ Vancouver	2	L
May 7	Chicago	7	@ Vancouver	4	L
May 9	Vancouver	4	@ Chicago	1	W
May 11	Chicago	5	@ Vancouver	1	L

## 2011 WESTERN CONFERENCE QUARTER-FINAL

### Vancouver win 4-3

Apr. 13	Chicago	0	@ Vancouver	2	W
Apr. 15	Chicago	3	@ Vancouver	4	W
Apr. 17	Vancouver	3	@ Chicago	2	W
Apr. 19	Vancouver	2	@ Chicago	7	L
Apr. 21	Chicago	5	@ Vancouver	0	L
Apr. 24	Vancouver	3	@ Chicago	4 OT	L
Apr. 26	Chicago	1	@ Vancouver	2 OT	W

## 2011 WESTERN CONFERENCE SEMI-FINAL

### Vancouver win 4-2

Apr. 28	Nashville	0	@ Vancouver	1	W
Apr. 30	Nashville	2	@ Vancouver	1 OT	L
May 3	Vancouver	3	@ Nashville	2 OT	W
May 5	Vancouver	4	@ Nashville	2	W
May 7	Nashville	4	@ Vancouver	3	L
May 9	Vancouver	2	@ Nashville	1	W

## 2011 WESTERN CONFERENCE FINAL

### Vancouver win 4-1

May 15	San Jose	2	@ Vancouver	3	W
May 18	San Jose	3	@ Vancouver	7	W
May 20	Vancouver	3	@ San Jose	4	L
May 22	Vancouver	4	@ San Jose	2	W
May 24	San Jose	2	@ Vancouver	3 OT	W

## 2011 STANLEY CUP FINAL

### Boston win 4-3

June 1	Boston	0	@ Vancouver	1	W
June 4	Boston	2	@ Vancouver	3 OT	W
June 6	Vancouver	1	@ Boston	8	L
June 8	Vancouver	0	@ Boston	4	L
June 10	Boston	0	@ Vancouver	1	W
June 13	Vancouver	2	@ Boston	5	L
June 15	Boston	4	@ Vancouver	0	L

## 2012 WESTERN CONFERENCE QUARTER-FINAL

### Los Angeles win 4-1

Apr. 11	Los Angeles	4	@ Vancouver	2	L
Apr. 13	Los Angeles	4	@ Vancouver	2	L
Apr. 15	Vancouver	0	@ Los Angeles	1	L
Apr. 18	Vancouver	3	@ Los Angeles	1	W
Apr. 22	Los Angeles	2	@ Vancouver	1 OT	L

## 2013 WESTERN CONFERENCE QUARTER-FINAL

### San Jose win 4-0

May 1	San Jose	3	@ Vancouver	1	L
May 3	San Jose	3	@ Vancouver	2	OT L
May 5	Vancouver	2	@ San Jose	5	L
May 7	Vancouver	3	@ San Jose	4	OT L

## ALL-TIME PLAYOFF SHUTOUTS

Year	Date	Goaltender	Opp.	Score
1975	Apr. 19	Ken Dryden	Montreal	0-4
1980	Apr. 9	Bob Sauve	Buffalo	0-6
1982	May 13	Bill Smith	NY Islanders	0-3
1984	Apr. 7	Richard Brodeur	Calgary	7-0
1989	Apr. 8	Mike Vernon	Calgary	0-4
1989	Apr. 11	Mike Vernon	Calgary	0-4
1992	Apr. 30	Kirk McLean	Winnipeg	5-0
1992	May 4	Kirk McLean	Edmonton	4-0
1992	May 12	Bill Ranford	Edmonton	0-3
1994	Apr. 18	Kirk McLean	Calgary	5-0
1994	May 4	Kirk McLean	Dallas	3-0
1994	May 20	Kirk McLean	Toronto	4-0
1994	May 22	Kirk McLean	Toronto	2-0
1995	May 23	Ed Belfour	Chicago	0-2
1996	Apr. 20	Patrick Roy	Colorado	0-4
2002	Apr. 25	Dominik Hasek	Detroit	0-4
2003	Apr. 10	Chris Osgood	St. Louis	0-6
2004	Apr. 13	Miikka Kiprusoff	Calgary	0-4
2007	Apr. 13	Marty Turco	Dallas	0-2
2007	Apr. 19	Marty Turco	Dallas	0-1
2007	Apr. 21	Marty Turco	Dallas	0-2
2009	Apr. 17	Roberto Luongo	St. Louis	3-0
2011	Apr. 13	Roberto Luongo	Chicago	2-0
2011	Apr. 21	Corey Crawford	Chicago	0-5
2011	Apr. 28	Roberto Luongo	Nashville	1-0
2011	June 1	Roberto Luongo	Boston	1-0
2011	June 8	Tim Thomas	Boston	0-4
2011	June 10	Roberto Luongo	Boston	1-0
2011	June 15	Tim Thomas	Boston	0-4
2012	Apr. 15	Jonathan Quick	Los Angeles	0-1

## ALL-TIME TOP FIVE

Games Played	3	Daniel Sedin	44
1 Trevor Linden	118	4 Geoff Courtnall	35
2 Henrik Sedin	99	5 Cliff Ronning	34
3 Daniel Sedin	96	Penalty Minutes	
4 Sami Salo	74	1 Dave Williams	181
T-5 Jyrki Lumme	72	2 Sergio Momesso	157
Cliff Ronning	72	3 Geoff Courtnall	121
Goals	4	Kevin Bieksa	113
T-1 Trevor Linden	34	5 Curt Fraser	108
Pavel Bure	34	Defencemen Points	
3 Geoff Courtnall	26	1 Jyrki Lumme	40
4 Cliff Ronning	24	T-2 Alex Edler	28
5 Daniel Sedin	23	Mattias Ohlund	28
Assists	4	Dave Babych	27
1 Trevor Linden	61	5 Sami Salo	26
2 Henrik Sedin	52		

## ALL-TIME PLAYOFF COACHING

Rk	Coach	GP	W	L	PCT
1	Roger Neilson	21	12	9	.571
2	Pat Quinn	61	31	30	.508
3	Alain Vigneault	68	33	35	.485
4	Bob McCammon	7	3	4	.428
5	Marc Crawford	31	12	19	.387
6	Rick Ley	11	4	7	.364
7	Harry Neale	14	3	11	.214
8	Phil Maloney	7	1	6	.143
9	Tom Watt	3	0	3	.000

## ALL-TIME PLAYOFF PENALTY SHOTS

- Steve Duchesne, Los Angeles, successful against Kirk McLean, Game 4, Smythe Division Semi-Finals, Apr. 10, 1991
- Pavel Bure unsuccessful against Mike Richter, NY Rangers Game 4, Stanley Cup Finals, Jun. 7, 1994
- Todd Bertuzzi unsuccessful against Dominik Hasek, Detroit Red Wings Game 3, Western Conference Quarter-Final, Apr. 21, 2002
- Michael Frolik, Chicago Blackhawks, successful against Cory Schneider Game 6, Western Conference Quarter-Final, Apr. 24, 2011
- Alex Burrows unsuccessful against Corey Crawford, Chicago Blackhawks Game 7, Western Conference Quarter-Final, Apr. 26, 2011
- Dustin Brown, Los Angeles, unsuccessful against Cory Schneider, Game 4, Western Conference Quarter-Final, Apr. 18, 2012



# ALL-TIME PLAYOFF GOALTENDING/SCORING

## ALL-TIME PLAYOFF GOALTENDING

Rk	Player	GPI	MINS	GA	SO	AVG	W	L	Rk	Player	GPI	MINS	GA	SO	AVG	W	L
1	K. McLean	68	4,189	198	6	2.84	34	34	12	J. Garrett	3	78	4	0	3.08	1	0
2	R. Luongo	64	3,856	163	5	2.54	32	31	13	J. Hedberg	2	98	4	0	2.45	1	1
3	R. Brodeur	29	1,809	99	1	3.28	12	17	14	B. Essensa	2	122	6	0	2.95	0	2
4	D. Cloutier	25	1,361	75	0	3.31	10	13	15	C. Ridley	2	120	8	0	4.00	0	2
5	C. Schneider	10	463	20	0	2.59	1	4	16	P. Skudra	2	96	5	0	3.13	0	1
6	G. Bromley	7	360	25	0	4.17	2	5	17	G. Hanlon	2	60	3	0	3.00	0	0
7	C. Hirsch	6	338	21	0	3.73	2	3	18	D. Sabourin	2	14	1	0	4.14	0	0
8	T. Gamble	4	249	16	0	3.85	1	3	19	W. Young	1	60	5	0	5.00	0	1
9	G. Smith	4	257	14	0	3.27	1	3	20	K. Lockett	1	60	6	0	6.00	0	1
10	A. Auld	4	242	10	0	2.48	1	2	21	K. Whitmore	1	20	2	0	6.00	0	0
11	S. Weeks	3	79	8	0	3.43	1	1	22	A. Raycroft	1	25	1	0	2.44	0	0

## ALL-TIME PLAYOFF SCORING

RK	Player	GP	G	A	PTS	PIM	RK	Player	GP	G	A	PTS	PIM
1	T. Linden	118	34	61	95	90		M. Sundin	8	3	5	8	2
2	H. Sedin	99	22	52	74	56		T. Fergus	13	5	3	8	6
3	D. Sedin	96	23	44	67	78		A. Plavisc	13	1	7	8	4
4	P. Bure	60	34	32	66	72	T-62	B. Bradley	7	3	4	7	10
5	G. Courtmell	65	26	35	61	121		R. Lanz	14	2	5	7	6
6	C. Ronning	72	24	34	58	48		C. Oddleifson	14	1	6	7	8
7	J. Lumme	72	9	31	40	36		J. Niil	20	4	3	7	73
8	T. Gradin	38	17	21	38	20		R. Torres	23	3	4	7	28
9	R. Kesler	57	12	26	38	71		D. Murzyn	40	3	4	7	92
10	G. Adams	53	15	19	34	16	T-68	B. Dailey	7	2	4	6	14
T-11	S. Smyl	41	16	17	33	64		P. Skriko	10	1	5	6	0
	M. Naslund	45	13	20	33	46		T. Pyatt	16	2	4	6	8
13	A. Burrows	67	19	13	32	103		M. Lapierre	34	3	3	6	88
T-14	A. Edler	59	8	20	28	36		K. McLean (G)	68	0	6	6	0
	M. Ohlund	52	9	19	28	55	T-73	R. Blight	5	0	5	5	2
16	D. Babych	60	9	18	27	42		E. Tikkanen	6	3	2	5	2
17	S. Salo	74	9	17	26	99		J. Gould	7	3	2	5	0
T-18	K. Bieksta	65	10	15	25	113		R. Nordmark	7	3	2	5	8
	B. Morrison	43	8	17	25	38		P. Reinhart	7	2	3	5	4
20	M. Craven	34	8	15	23	22		D. Ward	9	2	3	5	0
21	S. Momesso	66	9	13	22	157		R. Oksiluta	10	2	3	5	0
T-22	E. Jovanovski	31	9	10	19	36		J. Beranek	14	3	2	5	12
	J. Brown	29	7	12	19	39		C. Campbell	19	2	3	5	98
	C. Ehrhoff	35	5	14	19	24		S. O'Brien	22	2	3	5	49
T-25	M. Samuelsson	23	9	9	18	24		M. Baron	24	0	5	5	20
	M. Raymond	55	8	10	18	14	T-84	J. Gillis	5	2	2	4	0
27	J. Sandlak	33	7	10	17	30		T. Kurvers	6	2	2	4	12
28	R. Courtmell	17	5	11	16	23		G. O'Flaherty	7	2	2	4	6
T-29	I. Boldirev	22	9	6	15	4		D. Lever	10	2	2	4	6
	D. Rota	30	10	5	15	82		K. McCarthy	11	2	2	4	12
	G. Diduck	47	6	9	15	53		B. Smolinski	12	2	2	4	8
T-32	J. Hansen	58	5	9	14	42		A. Semenov	12	1	3	4	0
	T. Bertuzzi	24	6	8	14	82		G. Minor	12	1	3	4	25
	D. Williams	31	4	10	14	181		J. Ruutu	24	1	3	4	32
T-35	I. Hlinka	16	3	10	13	8		A. Chubarov	27	0	4	4	4
	K. Wellwood	22	3	10	13	0		G. Odjick	32	3	1	4	95
	C. Fraser	27	4	9	13	108	T-95	M. Kirtan	4	1	2	3	7
T-38	D. Halward	28	6	6	12	77		P. Bordeleau	5	2	1	3	0
	M. Cooke	32	8	4	12	30		J. Siegr	5	0	3	3	4
	M. Gelinis	33	6	6	12	26		A. Cassels	6	2	1	3	0
	D. Lidster	41	2	10	12	36		R. Sutter	7	2	1	3	12
T-42	D. Hamhuis	28	2	9	11	20		M. Bridgman	7	1	2	3	10
	I. Lariouov	19	4	7	11	10		S. Lachance	8	1	2	3	6
	L. Molin	19	2	9	11	7		B. MacDonald	8	0	3	3	2
	N. Bolland	21	2	9	11	23		R. Kron	11	1	2	3	2
	G. Lupul	25	4	7	11	11		D. Kearns	11	1	2	3	8
	P. Nedved	28	3	8	11	18		P.O. Brasar	13	1	2	3	0
	B. Sopel	42	2	9	11	10		R. Walter	13	0	3	3	8
T-49	T. Tanti	18	1	9	10	15		G. Butcher	14	2	1	3	24
	B. Hedican	41	1	9	10	32		B. Glynn	17	0	3	3	10
	H. Snepsts	44	1	9	10	99		R. Rypien	17	0	3	3	47
T-52	A. Mogilny	6	1	8	9	8		M. Crawford	20	1	2	3	44
	P. Demitra	17	3	6	9	6		W. Mitchell	22	0	3	3	34
	T. Klatt	18	5	4	9	2		R. Delorme	23	1	2	3	49
	N. Lafayette	20	2	7	9	4	T-113	B. Peterson	3	2	0	2	9
	S. Bernier	22	6	3	9	7		J.J. Daigenault	3	0	2	2	0
	L. Lindgren	25	3	6	9	14		J. Belanger	3	0	2	2	2
T-58	C. Higgins	34	4	4	8	4		L. Rochefort	5	0	2	2	0

# ALL-TIME PLAYOFF SCORING

## ALL-TIME PLAYOFF SCORING

RK	Player	GP	G	A	PTS	PIM	RK	Player	GP	G	A	PTS	PIM
	D. Capuano	6	1	1	2	5		A. Demarco	2	0	0	0	0
	G. Sanderson	7	1	1	2	4		B. Essensa (G)	2	0	0	0	0
	M. Rucinsky	7	1	1	2	6		G. Hanlon (G)	2	0	0	0	0
	C. Neely	7	2	0	2	8		J. Hedberg (G)	2	0	0	0	0
	C. Ruuttu	9	1	1	2	0		C. Ridley (G)	2	0	0	0	0
	J. Cowan	10	2	0	2	22		D. Sabourin (G)	2	0	0	0	0
	B. Manno	10	1	1	2	12		P. Skudra (G)	2	0	0	0	0
	B. Reid	10	0	2	2	0		J. Strudwick	2	0	0	0	0
	S. Bozek	10	0	2	2	4		J. Namestnikov	2	0	0	0	2
	P. Sundstrom	11	1	1	2	9		G. Cochrane	2	0	0	0	5
	J. Bulis	12	1	1	2	2		M. Walton	2	0	0	0	5
	T. Letowski	12	0	2	2	8		K. Hammond	2	0	0	0	6
	L. Krajicek	12	0	2	2	12		N. Baumgartner	3	0	0	0	0
	R. Johnson	14	1	1	2	4		J. Benning	3	0	0	0	0
	M. Malik	21	1	1	2	20		G. Boddy	3	0	0	0	0
T-132	D. Booth	5	0	1	1	0		A. Bolduc	3	0	0	0	0
	A. Alberts	23	0	1	1	35		A. Ebbett	3	0	0	0	0
	W. Young (G)	1	0	1	1	0		J. Garrett (G)	3	0	0	0	0
	J. Carson	2	0	1	1	0		B. Gassoff	3	0	0	0	0
	D. Kozak	3	1	0	1	0		D. Lowry	3	0	0	0	0
	J. Charbonneau	3	1	0	1	4		P. McIlhargey	3	0	0	0	2
	D. Vervegaert	3	1	0	1	4		P. McNab	3	0	0	0	0
	P. Martin	3	0	1	1	2		P. Schaefer	3	0	0	0	0
	R. Stern	3	0	1	1	17		B. Schmautz	3	0	0	0	0
	H. Druken	4	0	1	1	0		M. Bergevin	3	0	0	0	2
	D. Pederson	4	0	1	1	4		C. Cox	3	0	0	0	2
	D. Roy	4	0	1	1	2		P. Kavanagh	3	0	0	0	2
	S. Pahlsson	5	1	0	1	4		R. Tudor	3	0	0	0	0
	J. Hlavac	5	0	1	1	0		O. Vaananen	3	0	0	0	2
	M. Peca	5	0	1	1	8		S. Weeks (G)	3	0	0	0	2
	A. Boudrias	6	1	0	1	0		R. Fitzpatrick	3	0	0	0	6
	T. Warriner	6	1	0	1	2		T. Currie	3	0	0	0	10
	F. Kucera	6	0	1	1	0		A. Auld (G)	4	0	0	0	0
	J. Mazur	6	0	1	1	8		D. Brashear	4	0	0	0	0
	B. Murray	6	0	1	1	13		T. Gamble	4	0	0	0	0
	J. Butler	7	1	0	1	2		D. Logan	4	0	0	0	0
	G. Monahan	7	1	0	1	4		G. Smith (G)	4	0	0	0	0
	B. Ashton	7	1	0	1	6		N. Smith	4	0	0	0	0
	M. Robitaille	7	0	1	1	4		L. Melnyk	4	0	0	0	2
	R. Gregg	7	0	1	1	8		R. Murphy	4	0	0	0	2
	M. Grabner	9	1	0	1	0		J. Agnew	4	0	0	0	6
	J. Green	9	0	1	1	12		D. Smith	4	0	0	0	6
	A. Aucoin	10	1	0	1	2		J. Hughes	4	0	0	0	10
	D. Hordichuk	10	1	0	1	14		D. Berehowsky	4	0	0	0	12
	J. Grisdale	10	0	1	1	15		M. Lemay	4	0	0	0	12
	R. Sedlbauer	10	0	1	1	19		L. Rohlin	5	0	0	0	0
	C. Hodgson	12	0	1	1	2		M. Ridley	5	0	0	0	2
	K. Ballard	14	0	1	1	8		A. Stojanov	5	0	0	0	2
	S. Antoski	16	0	1	1	36		M. Wotton	5	0	0	0	4
	A. Rome	16	1	0	1	37		T. Pratt	5	0	0	0	5
	G. Valk	16	0	1	1	37		J. Tambellini	6	0	0	0	2
	B. May	20	1	0	1	21		B. Helmer	6	0	0	0	0
	J. McIntyre	24	0	1	1	16		C. Hirsch (G)	6	0	0	0	2
T-170	T. Sestito	1	0	0	0	2		B. Lalonde	6	0	0	0	2
	F. Corrado	4	0	0	0	0		A. Schiebener	6	0	0	0	0
	J. Garrison	4	0	0	0	2		M. Sillinger	6	0	0	0	2
	C. Tanev	10	0	0	0	0		J. Bubla	6	0	0	0	7
	Z. Kassian	8	0	0	0	6		D. Jackson	6	0	0	0	10
	D. Weise	6	0	0	0	4		G. Bromley (G)	7	0	0	0	2
	R. Luongo (G)	64	0	0	0	0		M. Keane	7	0	0	0	4
	R. Bawa	1	0	0	0	0		B. Allen	7	0	0	0	6
	T. Bouck	1	0	0	0	0		G.C. Adams	7	0	0	0	21
	D. Bruce	1	0	0	0	0		C. Schneider (G)	10	0	0	0	0
	J. Dowd	1	0	0	0	0		J. Cullimore	11	0	0	0	12
	K. Guy	1	0	0	0	0		M. Malhotra	11	0	0	0	0
	J. King	1	0	0	0	0		A. Eldebrink	13	0	0	0	10
	J. Kocur	1	0	0	0	0		V. Oreskovich	19	0	0	0	12
	K. Lockett (G)	1	0	0	0	0		T. Glass	24	0	0	0	18
	M. Petit	1	0	0	0	0		D. Cloutier (G)	25	0	0	0	10
	M. Pettinger	1	0	0	0	0		R. Dirk	28	0	0	0	41
	S. Pinizzotto	1	0	0	0	0		R. Brodeur (G)	29	0	0	0	4
	A. Raycroft (G)	1	0	0	0	0		T. Hunter	46	0	0	0	74
	T. Santala	1	0	0	0	0							
	K. Whitmore (G)	1	0	0	0	0							
	L. Goodenough	1	0	0	0	2							

# ALL-TIME PLAYOFF RECORDS

## SEASON

### Wins

Most	15	2011, 1994
Most Home	10	2011
Most Road	8	1994
Most Consecutive	5	Apr. 26-May 04/94, May 18-31/94

### Goals

Most For	76	1994
Most Against	69	2011

### Overtime

Most Games	7	1994
Most Wins	6	1994
Most Losses	3	2007, 1995

### Power Play Goals

Most For	19	2011, 1994
Most Against	20	1994

## SERIES

### Goals

Most For	29	1992 Division Semi-Final vs WPG
Most Against	26	1989 Division Semi-Final vs CGY
Most, Both Team	46	1989 Division Semi-Final vs CGY 1992 Division Semi-Final vs WPG

### Power Play Goals

Most For	9	2011 Conference Final vs SJ
Most Against	10	1989 Division Semi-Final vs CGY
Most, Both Teams	17	1989 Division Semi-Final vs CGY

### Shorthanded Goals

Most For	7	1995 vs STL (tied with CGY for most shorthanded goals in one series)
----------	---	--

### Penalty Minutes

Most for	285	1982 Campbell Conference Final vs CHI
----------	-----	--

### Overtime

Most Games	3	1994 Western Conference Quarter-Final vs CGY (3-0)
	3	1995 Western Conference Semi-Final vs CHI (0-3)
	3	2007 Western Conference Quarter-Final vs DAL (2-1)
	3	2007 Western Conference Semi-Final vs ANA (1-2)

## GAME

### Overtime

Longest	78:06	Apr. 11/07 (VAN 5 vs DAL 4. <b>Henrik Sedin</b> scored at 18:06 in the fourth overtime. The total time played for the game was 138:06)
Shortest	0:11	June 4/11 (VAN 3 vs BOS 2 – <b>Alex Burrows</b> )

### Goals

Most	8	Apr. 26/92 (VAN 8 vs WPG 2) Apr. 28/92 (VAN 8 @ WPG 3) June 6/11 (VAN 1 @ BOS 8) May 17/95 (VAN 2 @ STL 8)
Most Against	8	
Most, Both Teams	12	Apr. 20/94 (CGY 7 vs VAN 5)

### Power Play Goals

Most	4	Apr. 9/89 vs CGY
Most Against	4	May 7/10 vs CHI
Most, Both Teams	7	May 11/09 @ CHI Apr. 9/89 vs CGY

### Fastest Two

Shorthanded Goals 0:17	Christian Ruutu at 4:31, Geoff Courtnall at 4:48 of second period on May 15/95 vs STL. Previous record was 24 seconds set by MTL in 1978 – an NHL record.
------------------------	---

### Penalty Minutes

Most	106	Apr. 29/82 vs CHI
Most, Opponent	90	May 06/82 by CHI
Most, Both Teams	188	Apr. 29/82 vs CHI

### Shots on Goal

Most	56	Apr. 11/07 vs DAL
Most, Opponent	76	Apr. 11/07 by DAL
Most, Both Teams	132	Apr. 11/07 vs DAL
Fewest	13	May 22/11 @ SJ
Fewest, Opponent	14	May 4/92 vs EDM
Fewest, Both Teams	36	Apr. 8/89 vs CGY

## PERIOD

### Goals

Most	5	Jun. 9/94 vs NYR
Most Against	4	June 13/11 @ BOS June 6/11 @ BOS Apr. 19/11 @ CHI May 11/09 @ CHI Apr. 9/80 vs BUF May 11/82 vs NYI Apr. 9/86 vs EDM Apr. 20/94 vs CGY May 17/95 vs STL Apr. 16/96 vs COL Jun. 9/94 vs NYR
Most, Both Teams	8	

### Power Play

Most	3	May 4/92 vs EDM Apr. 12/91 vs LA
Most Against	3	Apr. 9/80 vs BUF Apr. 9/89 vs CGY May 7/10 vs CHI
Most, Both Teams	5	Apr. 9/89 vs CGY

### Shots on Goal

Most	23	Apr. 13/12 vs LA
Most, Opponent	22	May 3/07 @ ANA
Most, Both Teams	32	Jun. 9/94 vs NYR
Fewest	2	May 9/11 @ NSH Apr. 22/96 vs COL May 4/92 vs EDM Apr. 8/89 vs CGY
Fewest, Opponent	1	
Fewest, Both Teams	9	

### Fastest Goal to Start Game

Canucks	:08	Apr. 7/82 vs CGY (Stan Smyl)
Opponent	:18	May 7/10 vs CHI (Brent Seabrook)

### Fastest Goal to Period

Canucks	:08	Apr. 7/82 vs CGY (Stan Smyl)
---------	-----	------------------------------

# ALL-TIME PLAYOFF RECORDS

## PERIOD CONTINUED

### Fastest Two Goals

Canucks	:15	Apr. 13/89 vs CGY (Rich Sutter 19:29, Garth Butcher 19:44, 2nd)
Opponent	:09	May 5/13 at SJ (Logan Couture 1:40, Patrick Marleau 1:49, 3rd)
Both Teams	:16	Apr. 17/04 @ CGY (Geoff Sanderson 10:15, Oleg Saprykin 10:31, 2nd)

### Fastest Three Goals

Canucks	1:55	May 22/11 at SJ (Ryan Kesler 9:16, Salo 10:55 & 11:11, 2nd)
Opponent	:38	Apr. 18/01 vs COL (Peter Forsberg 9:11, Joe Sakic 9:28, Eric Messier 9:49, 3rd)
Both Teams	1:34	May 11/09 @ CHI (Daniel Sedin 12:15, Patrick Kane 13:00, Jonathan Toews 13:49, 3rd)

## INDIVIDUAL

### CAREER

Most Playoff Years	11	Trevor Linden
Most Games Played	118	Trevor Linden
Most Points	95	Trevor Linden
Most Goals	34	Trevor Linden
Most GWG	7	Pavel Bure
Goals, OT	3	Cliff Ronning
Series-Winning Goals	2	Alex Burrows
		Geoff Courtnall
		Daniel Sedin
		Greg Adams
Most Assists	61	Trevor Linden
Most PIM	181	Dave Williams
Most Games, Goalie	68	Kirk McLean
Most Wins, Goalie	34	Kirk McLean
Most Shutouts, Goalie	6	Kirk McLean

### YEAR

Most Points	31	Pavel Bure (1994)
Most Points, Def.	15	Jeff Brown (1994)
Most Goals	16	Pavel Bure (1994)
Most Goals, Def.	7	Ed Jovanovski (2003)
Most GWG	3	Chris Higgins (2011)
		Geoff Courtnall (1994)
Most PPG	5	Daniel Sedin (2011)
		Trevor Linden (1994)
Most Assists	19	Henrik Sedin (2011)
Most Assists, Def.	11	Jyrki Lumme (1994)
Most PIM	116	Dave Williams (1982)
Most Shots	101	Pavel Bure (1994)
Longest Point Streak	16	Pavel Bure (1994)

Longest Goal Streak	5	Mikael Samuelsson (2010)
		Cliff Ronning (1991)
Longest Assist Streak	6	Henrik Sedin (2011)
Most Games, Goalie	25	Roberto Luongo (2011)
Most Wins, Goalie	15	Roberto Luongo (2011)
		Kirk McLean (1994)
Most Shutouts	4	Roberto Luongo (2011)
		Kirk McLean (1994)
Most Minutes	1544	Kirk McLean (1994)

### SERIES

Most Goals	7	Mikael Samuelsson (2010 vs LA)
		Pavel Bure (1995 vs STL)
Most Points	12	Henrik Sedin (2011 vs SJ)
		Pavel Bure (1995 vs STL)
Most Assists	11	Henrik Sedin (2011 vs SJ)
Most PIM	51	Dave Williams (1982 vs CHI)
Most PP	2	Multiple times
Most Shots	30	Pavel Bure (1995 vs STL)

### GAME

Most Saves	72	Roberto Luongo (Apr. 11/07 vs DAL)
Most Goals	3	Five times: Trevor Linden, (Most recent Apr. 25/96 @ COL), Doug Halward, Two times: Geoff Courtnall (Most recent Apr. 30/92 vs WPG), Pavel Bure
Most Assists	4	Henrik Sedin (May 22/11 vs SJ)
Most Points	4	Henrik Sedin (May 22/11 vs SJ)
		Russ Courtnall (May 9/95 at STL)
		Geoff Courtnall (Apr. 30/92 vs WPG)
		Pavel Bure (Apr. 26/92 vs WPG)
		Geoff Courtnall (Apr. 4/91 vs LA)
		Trevor Linden (Apr. 9/89 vs CGY)
Most Shots	11	Geoff Courtnall (Apr. 30/92 vs WPG)
Most PP Goals	2	Sami Salo (May 22/11 at SJ)
		Daniel Sedin (May 18/11 vs SJ)
		Ryan Kesler (May 3/11 at NSH)
		Trevor Linden (Most recent Apr. 25/96)
		Doug Halward (Apr. 7/84 vs CGY)
		Ivan Hlinka (Apr. 15/82 vs LA)

### PERIOD

Most Goals	2	11 players
Most Assists	3	Henrik Sedin (May 22/11 at SJ, 2nd)
Most Points	3	Sami Salo (May 22/11 at SJ, 2nd)
		Henrik Sedin (May 22/11 at SJ, 2nd)
		Daniel Sedin (Apr. 21/10 at LA, 3rd)
		Pavel Bure (June 9/94 vs NYR, 3rd)
		Geoff Courtnall (Apr. 4/91 vs LA, 3rd)
Most PIM	37	Gino Odjick (May 17/95 vs STL)
Fastest Two Goals	0:16	Sami Salo (May 22/11 at SJ, 2nd)



PRE GAME.  
POST GAME.  
EVERY GAME.

**HOME OF THE  
CANUCKS**

**TSN**  
**>1040**

**VANCOUVER**







## NATIONAL HOCKEY LEAGUE

### NEW YORK

1185 Avenue of the Americas, New York, NY, 10036  
Phone: 212.789.2000 Fax: 212.789.2020 Fax: 212.789.2070

### MONTRÉAL

1800 McGill College Avenue, Suite 2600  
Montréal, Québec, H3A 3J6  
Phone: 514.841.9220 Fax: 514.841.1070

### TORONTO

50 Bay Street, 11th Floor  
Toronto, Ontario, M5J 2X8  
Phone: 416.359.7900 Fax: 416.981.2779

### EXECUTIVE

Commissioner ..... Gary B. Bettman  
Deputy Commissioner ..... William Daly  
Chief Operating Officer ..... John Collins  
Senior Executive Vice President  
of Hockey Operations ..... Colin Campbell

## 2013.14 NHL RE-ALIGNMENT

### WESTERN CONFERENCE

PACIFIC  
Anaheim  
Calgary  
Edmonton  
Los Angeles  
Phoenix  
San Jose  
Vancouver

CENTRAL  
Chicago  
Colorado  
Dallas  
Minnesota  
Nashville  
St. Louis  
Winnipeg

### EASTERN CONFERENCE

ATLANTIC  
Boston  
Buffalo  
Detroit  
Florida  
Montreal  
Ottawa  
Tampa Bay  
Toronto

METROPOLITAN  
Carolina  
Columbus  
New Jersey  
NY Islanders  
NY Rangers  
Philadelphia  
Pittsburgh  
Washington

### EASTERN CONFERENCE (8-Team Divisions)

Within Conference (Division): 30 games

- 5 games vs two teams (3 Home/2 Away vs one team, 2 Home/3 Away vs one team) AND 4 games vs. five teams (2 Home/2 Away). Teams rotated on a yearly basis.

Within Conference (Non-Division): 24 games

- 3 games vs each team (2 Home/1 Away vs four teams, 1 Home/2 Away vs four teams). Teams rotated on a yearly basis.

Non-Conference: 28 games

- 2 games vs each team (1 Home/1 Away)

### STANLEY CUP PLAYOFF FORMAT

The top three finishers in each Division qualify for the first 12 spots in the Stanley Cup Playoffs (and the first three "seeds" in each Division).

The two additional playoff spots in each Conference, designated as "Wild Cards," will be awarded to the next two highest-placed finishers in each Conference, ranked on the basis of regular season points and regardless of Division.

"Seeding" of the Wild Card teams within each Divisional Playoff will be determined on the basis of regular season points. The first-place finisher with the highest number of regular season points in the Conference will be matched against the Wild Card team with the lowest number of regular season points, and the first-place finisher with the second-highest number of regular season points in the Conference matched against the Wild Card team with the second-lowest number of regular season points.

The Playoffs will proceed as follows:

- #1 vs #4 / #2 vs #3—winners play each other for berth in Conference Championship
- Conference Finals—Two advancing teams in the West and two advancing teams in the East meet in Conference Championship
- Eastern and Western Conference Champions will meet in Stanley Cup Final.

### REGULAR-SEASON SCHEDULE MATRIX

#### WESTERN CONFERENCE (7-Team Divisions)

Within Conference (Division): 29 games

- 5 games vs five teams (3 Home/2 Away vs two teams, 2 Home/3 Away vs three teams) AND 4 games vs one team (2 Home/2 Away). Teams rotated on a yearly basis.

Within Conference (Non-Division): 21 games

- 3 games vs each team (2 Home/1 Away vs four teams, 1 Home/2 Away vs three teams). Teams rotated on a yearly basis.

Non-Conference: 32 games

- 2 games vs each team (1 Home/1 Away)

(Exception: one team from each division plays one less game inside Division and one more game inside Conference outside Division)

## ANAHEIM DUCKS

Honda Center  
2695 E Katella Ave  
Anaheim, CA 92806  
714.940.2900  
GM: Bob Murray Coach: Bruce Boudreau

## ARIZONA COYOTES

Jobing.com Arena  
9400 W Maryland Avenue  
Glendale, AZ 85305  
623.772.3200  
GM: Don Maloney Coach: Dave Tippett

## BOSTON BRUINS

TD Garden  
100 Legends Way  
Boston, MA 02114-1303  
617.624.1900  
GM: Peter Chiarelli Coach: Claude Julien

## BUFFALO SABRES

First Niagara Center  
One Seymour H. Knox III Plaza  
Buffalo, NY 14203  
716.855.4100  
GM: Tim Murray Coach: Ted Nolan

## CALGARY FLAMES

Scotiabank Saddledome  
555 Saddledome Rise, SE  
Calgary, AB, T2P 3B9  
403.777.4636  
GM: Brad Treliving Coach: Bob Hartley

## CAROLINA HURRICANES

PNC Arena  
1400 Edwards Mill Road  
Raleigh, NC 27607  
919.467.7825  
GM: Ron Francis Coach: Bill Peters

## CHICAGO BLACKHAWKS

United Center  
1901 W Madison Street  
Chicago, IL 60612  
312.455.7000  
GM: Stan Bowman Coach: Joel Quenneville

## COLORADO AVALANCHE

Pepsi Center  
1000 Chopper Circle  
Denver, CO 80204  
303.405.1100  
GM: Greg Sherman Coach: Patrick Roy

## COLUMBUS BLUE JACKETS

Nationwide Arena  
200 W Nationwide Boulevard  
Columbus, OH 43215  
614.246.4625  
GM: Jarmo Kekalainen Coach: Todd Richards

## DALLAS STARS

American Airlines Center  
2500 Victory Avenue  
Dallas, TX 75204  
214.387.5600  
GM: Jim Nill Coach: Lindy Ruff

## DETROIT RED WINGS

Joe Louis Arena  
19 Steve Yzerman Drive  
Detroit, MI 48226  
313.394.7000  
GM: Ken Holland Coach: Mike Babcock

## EDMONTON OILERS

Rexall Place  
7424 118 Avenue  
Edmonton, AB, T5G 3H7  
780.414.4000  
GM: Craig MacTavish Coach: Dallas Eakins

## FLORIDA PANTHERS

BB&T Center  
One Panther Parkway  
Sunrise, FL 33323  
954.835.7000  
GM: Dale Tallon Coach: Gerard Gallant

## LOS ANGELES KINGS

Toyota Sports Center  
555 N Nash Street  
El Segundo, CA 90245  
310.535.4500  
GM: Dean Lombardi Coach: Darryl Sutter

## MINNESOTA WILD

Xcel Energy Center  
175 Kellogg Boulevard W #501  
St. Paul, MN 55102  
651.602.6000  
GM: Chuck Fletcher Coach: Mike Yeo

## MONTREAL CANADIENS

Bell Centre  
1909 av des Canadiens-de-montreal  
Montreal, QC, H3B 5E8  
514.932.2582  
GM: Marc Bergevin Coach: Michel Therrien

## NASHVILLE PREDATORS

Bridgestone Arena  
501 Broadway  
Nashville, TN 37203  
615.770.2300  
GM: David Poile Coach: Peter Laviolette

## NEW JERSEY DEVILS

Prudential Center  
165 Mulberry Street  
Newark, NJ 07102  
973.757.6100  
GM: Lou Lamoriello Coach: Peter DeBoer

## NEW YORK ISLANDERS

Nassau Veterans Memorial Coliseum  
1255 Hempstead Turnpike  
Uniondale, NY 11553  
516.501.6700  
GM: Garth Snow Coach: Jack Capuano

## NEW YORK RANGERS

Madison Square Garden  
4 Pennsylvania Plaza, 14th Floor  
New York, NY 10121  
212.465.6486  
GM: Glen Sather Coach: Alain Vigneault

## OTTAWA SENATORS

Canadian Tire Centre  
1000 Palladium Drive  
Kanata, ON, K2V 1A5  
613.599.0250  
GM: Bryan Murray Coach: Paul MacLean

## PHILADELPHIA FLYERS

Wells Fargo Center  
3601 South Broad Street  
Philadelphia, PA, 19148  
215.465.4500  
GM: Ron Hextall Coach: Craig Berube

## PITTSBURGH PENGUINS

CONSOL Energy Center  
1001 5th Avenue  
Pittsburgh, PA, 15219  
412.642.1300  
GM: Jim Rutherford Coach: Mike Johnston

## ST. LOUIS BLUES

Scottrade Center  
1401 Clark Avenue  
St. Louis, MO, 63103  
314.622.2500  
GM: Doug Armstrong Coach: Ken Hitchcock

## SAN JOSE SHARKS

SAP Center at San Jose  
525 W Santa Clara Street  
San Jose, CA, 95113  
408.287.7070  
GM: Doug Wilson Coach: Todd McLellan

## TAMPA BAY LIGHTNING

Tampa Bay Times Forum  
401 Channelside Drive  
Tampa, FL 33602  
813.301.6500  
GM: Steve Yzerman Coach: Jon Cooper

## TORONTO MAPLE LEAFS

Air Canada Centre  
40 Bay Street Suite 400  
Toronto, ON, M5J 2X2  
416.815.5700  
GM: Dave Nonis Coach: Randy Carlyle

## VANCOUVER CANUCKS

Rogers Arena  
800 Griffiths Way  
Vancouver, BC, V6B 6G1  
604.899.4600  
GM: Jim Benning Coach: Willie Desjardins

## WASHINGTON CAPITALS

Verizon Center  
601 F Street NW  
Washington, DC, 22203  
202.266.2200  
GM: Brian MacLellan Coach: Barry Trotz

## WINNIPEG JETS

MTS Centre  
300 Portage Avenue  
Winnipeg, MB, R3C 5S6  
204.987.7825  
GM: Kevin Cheveldayoff Coach: Paul Maurice

## REFEREES

Name	Number
*Burchell, Darcy	42
Charron, Francis	6
*Chmielewski, Tom	43
Devorski, Paul	10
Dwyer, Gord	19
Furlatt, Eric	27
*Hanson, Trevor	47
Hasenfratz, Mike	2
Hebert, Ghislain	22
Hebert, Jean	15
Jackson, Dave	8
Joannette, Marc	25
Kimberly, Greg	18
Kowal, Tom	32
Kozari, Steve	40
L'Ecuier, Frederick	17
LaRue, Dennis	14
Lee, Chris	28
Lego, Mike	3
*Lemelin, Mark	41
*Lewis, Dave	46
*Luxmore, Thomas John	49
Martell, Rob	26
McCauley, Wes	4
*McIsaac, Jon	45
Meier, Brad	34
Morton, Dean	36
Nicholson, Kendrick	44
O'Halloran, Dan	13
O'Rourke, Dan	9
Peel, Tim	20
Pochmara, Brian	16
Pollock, Kevin	33
Rank, Garrett	48
Rehman, Kyle	37
Rooney, Chris	5
Skilliter, Graham	24
St. Pierre, Justin	12
St-Laurent, Francois	38
Sutherland, Kelly	11
Walsh, Ian	29
Watson, Brad	23

## LINESMEN

Name	Number
Amell, Derek	75
Barton, Steve	59
Brisebois, David	96
Cameron, Lonnie	74
Cherrey, Scott	50
Cormier, Michel	76
Cvik, Mike	88
Devorski, Greg	54
Driscoll, Scott	68
Galloway, Ryan	82
Gibbs, Darren	66
*Grandt, John	98
Henderson, Don	91
Heyer, Shane	55
Kovachik, Brad	71
*Knorr, Trent	63
Lazarowich, Brad	86
Mach, Brian	78
MacPherson, Matt	83
McElman, Andy	90
Miller, Steve	89
Morin, Jean	97
Murchison, Kiel	79
Murphy, Brian	93
Murray, Jonny	95
Nansen, Derek	70
Nelson, Thor	80
Nowak, Tim	77
Panchic, Bryan	94
Racicot, Pierre	65
Rody, Vaughan	73
Sericolo, Anthony	84
Sharrers, Jay	57
Shewchyk, Mark	92
Wheler, Mark	56

\*Minor league official

## WESTERN CONFERENCE

### CENTRAL DIVISION

Team	GP	W	L	O	GF	GA	PTS
y-COLORADO (2)	82	52	22	8	250	220	112
z-ST. LOUIS (3)	82	52	23	7	248	191	111
x-CHICAGO (5)	82	46	21	15	267	220	107
x-MINNESOTA (7)	82	43	27	12	207	206	98
x-DALLAS (8)	82	40	31	11	235	228	91
NASHVILLE (10)	82	38	32	12	216	242	88
WINNIPEG (11)	82	37	35	10	227	237	84

### PACIFIC DIVISION

Team	GP	W	L	O	GF	GA	PTS
z-ANAHEIM (1)	82	54	20	8	266	209	116
x-SAN JOSE (4)	82	51	22	9	249	200	111
x-LOS ANGELES (6)	82	46	28	8	206	174	100
PHOENIX (9)	82	37	30	15	216	231	89
VANCOUVER (12)	82	36	35	11	196	223	83
CALGARY (13)	82	35	40	7	209	241	77
EDMONTON (14)	82	29	44	9	203	270	67

## EASTERN CONFERENCE

### ATLANTIC DIVISION

Team	GP	W	L	O	GF	GA	PTS
p-BOSTON (1)	82	54	19	9	261	177	117
x-TAMPA BAY (3)	82	46	27	9	240	215	101
x-MONTREAL (4)	82	46	28	8	215	204	100
x-DETROIT (8)	82	39	28	15	222	230	93
OTTAWA (11)	82	37	31	14	236	265	88
TORONTO (12)	82	38	36	8	231	256	84
FLORIDA (15)	82	29	45	8	196	268	66
BUFFALO (16)	82	21	51	10	157	248	52

### METROPOLITAN DIVISION

Team	GP	W	L	O	GF	GA	PTS
y-PITTSBURGH (2)	82	51	24	7	249	207	109
x-NY RANGERS (5)	82	45	31	6	218	193	96
x-PHILADELPHIA (6)	82	42	30	10	236	235	94
x-COLUMBUS (7)	82	43	32	7	231	216	93
WASHINGTON (9)	82	38	30	14	235	240	90
NEW JERSEY (10)	82	35	29	18	197	208	88
CAROLINA (13)	82	36	35	11	207	230	83
NY ISLANDERS (14)	82	34	37	11	225	267	79

p – winner of Presidents' Trophy x – clinched playoff spot y – clinched division z – clinched conference

## NHL LEADERS

### INDIVIDUAL SCORING LEADERS

Player	Team	GP	G	A	PTS	+/-	PIM
Sidney Crosby	PIT	80	36	68	104	18	46
Ryan Getzlaf	ANA	77	31	56	87	28	31
Claude Giroux	PHI	82	28	58	86	7	46

### DEFENCEMEN SCORING LEADERS

Player	Team	GP	G	A	PTS	+/-	PIM
Erik Karlsson	OTT	82	20	54	74	-15	36
Duncan Keith	CHI	79	6	55	61	22	28
Shea Weber	NSH	79	23	33	56	-2	52

### ROOKIE SCORING LEADERS

Player	Team	GP	G	A	PTS	+/-	PIM
Nathan MacKinnon	COL	82	24	39	63	20	26
Ondrej Palat	TB	81	23	36	59	32	20
Tyler Johnson	TB	82	24	26	50	23	26

### GOALTENDING

#### Goals Against Average (Min-14 GP)

Josh Harding	MIN	1.65
Brian Elliott	STL	1.96
Cory Schneider	NJ	1.97

#### Wins

Semyon Varlamov	COL	41
Marc-Andre Fleury	PIT	39
Antti Niemi	SJ	39

#### Shutouts

Tuukka Rask	BOS	7
Carey Price	MTL	6
Jonathan Quick	LA	6

### CATEGORY LEADERS

#### Goals

Alex Ovechkin	WSH	51
Corey Perry	ANA	43
Joe Pavelski	SJ	41

#### Assists

Sidney Crosby	PIT	68
Joe Thornton	SJ	65
Nicklas Backstrom	WSH	61

#### Power Play Goals

Alex Ovechkin	WSH	24
Joe Pavelski	SJ	16
Wayne Simmonds	PHI	15

#### Shorthanded Goals

Brad Marchand	BOS	5
Tyler Johnson	TB	5
Matt Read	PHI	4
Mikael Backlund	CGY	4

#### Game-Winning Goals

Max Pacioretty	MTL	11
Alex Ovechkin	WSH	10
4 tied with 9		

#### Shots

Alex Ovechkin	WSH	386
Patrick Sharp	CHI	313
Phil Kessel	TOR	305

#### Shooting PCT (Min-48 SH)

Tyler Bozak	TOR	21.1
Steven Stamkos	TB	20.2
Valtteri Filppula	TB	19.1

#### Plus/Minus

David Krejci	BOS	39
Patrice Bergeron	BOS	38
Brad Marchand	BOS	36

## NHL AWARD WINNERS

### HART MEMORIAL TROPHY

---

Sidney Crosby—Pittsburgh Penguins

### VEZINA TROPHY

---

Tuukka Rask—Boston Bruins

### JAMES NORRIS MEMORIAL TROPHY

---

Duncan Keith—Chicago Blackhawks

### ART ROSS TROPHY

---

Sidney Crosby—Pittsburgh Penguins

### MAURICE “ROCKET” RICHARD TROPHY

---

Alex Ovechkin—Washington Capitals

### JACK ADAMS AWARD

---

Patrick Roy—Colorado Avalanche

### CALDER MEMORIAL TROPHY

---

Nathan MacKinnon—Colorado Avalanche

### CONN SMYTHE TROPHY

---

Justin Williams—Los Angeles Kings

### KING CLANCY MEMORIAL TROPHY

---

Andrew Ference—Edmonton Oilers

### LADY BYNG MEMORIAL TROPHY

---

Ryan O'Reilly—Colorado Avalanche

### BILL MASTERTON MEMORIAL TROPHY

---

Dominic Moore—New York Rangers

### TED LINDSAY AWARD

---

Sidney Crosby—Pittsburgh Penguins

### FRANK J. SELKE TROPHY

---

Patrice Bergeron—Boston Bruins

### WILLIAM M. JENNINGS TROPHY

---

Johnathan Quick—Los Angeles Kings

### BRIDGESTONE MARK MESSIER NHL LEADERSHIP AWARD

---

Dustin Brown—Los Angeles Kings

### NHL FOUNDATION AWARD

---

Patrice Bergeron—Boston Bruins

### GENERAL MANAGER OF THE YEAR AWARD

---

Bob Murray—Anaheim Ducks

## SEPTEMBER

- 11 Rookie camps open
- 18 Training camps open
- 21 Preseason schedule begins
- 24 Kraft Hockeyville: Arizona Coyotes at Calgary Flames (Sylvan Lake, Alta.)
- 25 CCM/USA Hockey All-American Prospects Game (Buffalo, N.Y.)
- 30 NHL Board of Governors Meeting (New York, N.Y.)

## OCTOBER

- 7 Opening day playing rosters set (5:00 p.m. ET)
- 8 Opening night – Regular Season begins
- 8 2014 Molson Canadian NHL Face-Off™ (Toronto, Ont.)
- 8 Kings raise Stanley Cup banner: San Jose Sharks at Los Angeles Kings
- 11 NHL Game Night (all teams in action)
- 20–Nov. 17 Hockey Fights Cancer Awareness Month

## NOVEMBER

- 14 Hockey Hall of Fame Game: Pittsburgh Penguins at Toronto Maple Leafs (Air Canada Centre, Toronto, Ont.)
- 17 Hockey Hall of Fame induction ceremony (Toronto, Ont.) Inductees: Rob Blake, Peter Forsberg, Dominik Hasek, Mike Modano (Player category); Pat Burns (Builder category); Bill McCreary (Referee/Linesman category); Media honorees: Kevin Allen, Pat Foley.
- 18 General Managers' Meeting (Toronto, Ont.)
- 26 NHL Founders Day (1917) – 9 games on schedule
- 28 2014 Discover NHL Thanksgiving Showdown™: New York Rangers at Philadelphia Flyers (100 p.m. ET)

## DECEMBER

- 1 Signing deadline for Group 2 free agents (5:00 p.m. ET)
- 4 U.S. Hockey Hall of Fame induction & Celebration of Lester Patrick (Minn/St. Paul, Minn.). Inductees: Karyn Bye Dietz, Brian Rafalski, Jeff Sauer, Lou Vairo.
- 8–9 NHL Board of Governors Meeting (Boca Raton, Fla.)
- 19–27 Holiday roster freeze in effect: For all players on an NHL active roster, injured reserve, or with non-roster and injured non-roster status as of midnight (local time) Dec. 19, a roster freeze shall apply through midnight (local time) Dec. 27, with respect to waivers, trades and loans, subject to the exceptions provided for in CBA Article 16.5 (d).
- 24–26 Holiday break (no scheduled practices —dressing rooms closed)
- 26–Jan. 5 IIHF World Junior Championship (Montreal, Que. & Toronto, Ont.)

## JANUARY

- 1 2015 Bridgestone NHL Winter Classic®: Chicago Blackhawks at Washington Capitals (Nationals Park, Washington, D.C.)
- 13 USHL/NHL Top Prospects Game (Dubuque, Iowa)
- 21 CCM/ECHL All-Star Classic (Orlando, Fla.)
- 22 CHL/NHL Top Prospects Game (St. Catharines, Ont.)
- 22–26 NHL All-Star Break (no games played)
- 22–25 No scheduled practices – dressing rooms closed
- 24 NHL All-Star Skills Competition™ (Nationwide Arena, Columbus, Ohio)
- 25 60th NHL All-Star Game (Nationwide Arena, Columbus, Ohio)
- 27 NHL Regular Season resumes

## FEBRUARY

- 1 Hockey is for Everyone Month begins
- 14 Scotiabank Hockey Day in Canada (host: Halifax, N.S.)
- 21 2015 Coors Light NHL Stadium Series™: Los Angeles Kings at San Jose Sharks (Levi's® Stadium, Santa Clara, Calif.)
- 20–22 8th Annual Hockey Weekend Across America presented by CCM (USA Hockey)

## MARCH

- 2 Trade deadline (3:00 p.m. ET)

## APRIL

- 9–11 NCAA Frozen Four (TD Garden, Boston, Mass.)
- 11 Last day of regular season (all teams in action)
- 15 Stanley Cup Playoffs begin
- 16–26 IIHF Under-18 World Championship (Zug and Lucerne, Switzerland)

## MAY

- 1–17 IIHF World Championship (Prague and Ostrava, Czech Republic)
- 21–31 CHL Memorial Cup (Quebec City, Que.)
- 31–June 6 NHL Combine (Buffalo, N.Y.)

## JUNE

- 20 Last possible day for 2014 Stanley Cup Final
- TBA Deadline for first club-elected salary arbitration (later of June 15 or 48 hours after the conclusion of the Stanley Cup Final, 5:00 p.m. ET)
- 26–27 NHL Draft (BB&T Center, Sunrise, Fla.)

## JULY

- 1 Free agency begins (12:00 p.m. ET)
- 5 Deadline for player-elected salary arbitration notification (5:00 p.m. ET)
- 6 Deadline for club-elected salary arbitration notification (5:00 p.m. ET)
- 20–Aug. 4 Salary arbitration hearings held

## AUGUST

- 6 Deadline for salary arbitration decisions to be rendered



## ASSIST

An assist is awarded to the player or players (maximum of two) who touch the puck prior to the goal, provided no defender plays or possesses the puck in between.

## GAME PLAYED

A player receives credit for playing in a game if: i) he steps on the ice during time played or ii) serves any penalty.

## GAME-WINNING GOAL

After the final score has been determined, the goal which leaves the winning club one goal ahead of its opponent is the game-winning goal (example: if Team A beats Team B 8-3, the player scoring the fourth goal for Team A receives credit for the game-winning goal).

## GOAL

A goal is awarded to the last player on the scoring club to touch the puck prior to the puck entering the net.

## GOALS AGAINST AVERAGE

Multiply goals allowed (GA) by 60 and divide by minutes played (MINS).

## GOALTENDER

A goaltender receives a "W" for a win in regulation, overtime or shootout; an "L" for a loss in regulation; or an "OT" for a loss in overtime or shootout.

## PENALTY KILLING PERCENTAGE

Subtract the total number of power play goals allowed from total number of short-handed situations to get total number of power plays killed. Divide the total number of power plays killed by the total number of short-handed situations.

## PLUS/MINUS

A player receives a "plus" if he is on the ice when his club scores an even-strength or short-handed goal. He receives a "minus" if he is on the ice for an even-strength or short-handed goal scored by the opposing Club. The difference in these numbers is considered the player's plus/minus statistic.

## POWER PLAY GOAL

A goal scored by a club while it has a manpower advantage due to an opponent's penalty. Following are some examples of what is and is not considered a power play goal:

- if a club has an advantage on a minor penalty starting at 2:02 of the period and it scores at 4:02, the goal is not a power play goal.
- if a club scores on a delayed penalty, the goal is not a power play goal.
- if a club has an advantage due to a five-minute major or match penalty, that club is always credited with having one more advantage than the number of power play goals it scores during that advantage, because the penalty does not expire. A new advantage begins after each power play goal. For example, if Team A scores three goals during a major penalty, it is credited with four advantages.
- if a club is on a power play for any length of time, it is considered to have had an advantage.
- if a minor penalty is incurred by a club on a power play due to a major penalty, a new advantage is given to that Club when its minor penalty expires, provided the opponent's major penalty is still in effect.

## POWER PLAY PERCENTAGE

Total number of power play goals divided by total number of power play opportunities.

## SAVE PERCENTAGE

Subtract goals allowed (GA) from shots against (SA) to determine saves. Then divide saves by shots against.

## SHOOTING PERCENTAGE

Divide the number of goals scored by the number of shots taken.

## SHORT-HANDED GOAL

A goal scored by a club while it is at a manpower disadvantage. The same cases apply for short-handed as for power play goals, but in the opposite manner.

## SHOT ON GOAL

If a player shoots the puck with the intention of scoring and if that shot would have gone in the net had the goaltender not stopped it, the shot is recorded as a "shot on goal".

## SHUTOUT

If two goaltenders combine for a shutout, neither receives credit for the shutout. Instead it is recorded as a club shutout.

## TENTHS OF A SECOND

If a penalty or goal occurs in the last minute, the time is rounded off to the previous second (ex: if a penalty is called with 12.4 seconds left in a period, the time is indicated as 19:47 and not 19:48.)

## WINNING PERCENTAGE

Multiply the total number of games played by two to find the total amount of possible points available then divide by total amount of points obtained.

## COACH'S RECORD

A coach receives a "W" for a win in regulation, overtime or shootout; an "L" for a loss in regulation; or an "OT" for a loss in overtime or shootout.

\*\* NOTE: No individual skater/goaltender statistics apply for the shootout



MEDIA

# 2014.15 MEDIA GUIDELINES

## CANUCKS SPORTS & ENTERTAINMENT MEDIA POLICY STATEMENT

Canucks Sports & Entertainment (CSE) endeavours to provide members of the media with appropriate access and proper resources for the effective performance of their services and to cultivate an environment of mutual cooperation and respect. CSE expects all members of the media to act with honesty and integrity, to engage in factual and accurate reporting and to comply at all times with the policies and procedures set out in these guidelines or otherwise communicated by Canucks media relations staff. Members of the media should be aware that they will be held to the same standards of conduct whether providing services for an accredited organization or acting individually or on behalf of unaccredited organizations and whether performing services for traditional media outlets or emerging media outlets and social networks. CSE RESERVES THE RIGHT TO ENFORCE THESE MEDIA GUIDELINES BY REVOKING CREDENTIALS OR OTHERWISE RESTRICTING AND/OR DENYING ACCESS BY ANY PERSON TO ROGERS ARENA (OR BY LIMITING ACCESS TO CERTAIN AREAS OF THE ARENA) EITHER TEMPORARILY OR PERMANENTLY.

## GENERAL RULES & POLICIES

- Cell phones cannot be used for any purpose in the Canucks dressing and workout rooms at any time (NHL media regulation). PDA's or other mobile devices equipped with cell phone capabilities may be used for email / messaging only.
- Stock and general still and video images are not permitted to be taken in the dressing and workout rooms, i.e., you cannot stand at the entrance and pan the room, or take stock and general images of players or the room.
- Reporters or photographers using an audio recorder, still camera or mini-cam for audio or video recording purposes must inform the person being interviewed (as well as Canucks media relations staff), prior to making any recording, if that recording will or may be posted on the internet.
- All video must adhere to the NHL's broadcast policies available on NHL.com. Material may only be used for editorial purposes.

## ACCREDITATION

**Season passes:** Issued to print, radio and television media members who cover the Vancouver Canucks on a regular basis as part of their work requirements.

**Single Game Passes:** Media members from accredited radio, print or television outlets requesting a single-game media pass must make a request at least 48 hours prior to the game. Requests should be submitted online at [canucks.com/mediarelations](http://canucks.com/mediarelations). Contact Alfred De Vera ([alfred.devera@canucks.com](mailto:alfred.devera@canucks.com)) for access information.

**Important Note:** Members of the media are reminded that press box seating is reserved for working members of media covering a particular game or series of games. Media passes must be displayed at all times. In all cases, passes are non-transferable and any unauthorized use will subject the bearer to ejection from Rogers Arena and forfeiture of the credential. Please see back of game pass for team and League policies.

## INTERVIEWS

In accordance with NHL policy, game-day interviews are permitted within five minutes following the morning skate and within five minutes following the conclusion of a game. Canucks Head Coach Willie Desjardins will conduct game-day interviews in the media workroom located across the hall from the dressing rooms.

## PHOTOGRAPHERS

Photographers on assignment from accredited newspapers, magazines and wire services may apply for single game photo passes by submitting the request online at [canucks.com/mediarelations](http://canucks.com/mediarelations) at least 48 hours prior to the game they desire to shoot. Beat photographers will receive season passes and will shoot from their assigned seats. Assignment photographers will be designated a seat through Alfred De Vera.

CSE does not allow photographers in the team dressing or workout rooms on the road, or at home, without prior authorization. Photographers must request access to the Canucks dressing and workout rooms for a specific assignment. The granting of access will be at CSE's sole discretion and typically will only be granted for direct and specifically requested player interviews or 'events' such as a photo of a new goaltender mask, milestone goal, etc.

**Strobe Rentals:** Those photographers wishing to set up strobe lighting must first contact Canucks Manager, Creative Services Ryan Castle for the necessary authorization, at 604.899.7508. Strobes are often booked quickly and photographers are encouraged to make requests as early as possible.

## USE OF VIDEO AND AUDIO RELATED CONTENT ON INTERNET PLATFORMS

There are limitations on third party use of Canucks video and audio related content ("Canucks Content") on internet platforms. Canucks Content includes but is not limited to interviews, news conferences, practices and community-related events. Games fall under the NHL's broadcast policies. Canucks Content does not extend to the use of editorial text on the internet or text alerts sent to PDA's or cell phones. Canucks Content also does not include "talking head" video or audio of reporters at Canucks facilities, where no team team/interview/press conference footage is used. The limitations and guidelines around use of Canucks Content on internet platforms is as follows:

- Up to 60 seconds maximum per day of video and audio may be used on the Internet by CSE-credentialed news organizations.
- An additional 60 seconds of game highlights may also be used for up to 24 hours following the conclusion of a game.
- No video or audio may be streamed live.
- Material may be archived for 24 hours maximum—no permanent archive of Canucks Content is permitted.
- All material must link back to the team web site (example: "For more information, go to [www.canucks.com](http://www.canucks.com)"). Canucks.com is permitted to link to such posted material.
- All Canucks Content is restricted to use on media websites and may not be "pushed" to other platforms (including but not limited to cell phones).
- Canucks Content cannot be marketed or sold on a subscription basis.
- Canucks Content may be used only in editorial context (such as in links that illustrate stories or in multimedia news sections) and may not be featured in stand-alone multimedia entertainment sections of any website.
- Canucks Content must adhere to the NHL's broadcast policies.
- There is to be no sponsorship or advertising (including pre-roll video player advertising) associated with or connected with Canucks Content. CSE acknowledges that websites may include commercial advertising in banners and contextual ads, but the ads may not be specifically related to Canucks Content.

## MEDIA PARKING

Rogers Arena is unable to provide complimentary parking to members of the media. Media personnel are encouraged to use parking lots around Rogers Arena during games.

## MEDIA ENTRANCE – GATE 9

All media must access Rogers Arena through Gate 9 on the South side of the building (Griffiths Way). Please check in at the media credential station located inside Gate 9 by the elevators. Media can access the Press Box and Gondola on Level 500 from the Gate 9 elevators.

## TELEVISION/RADIO BOOTHS

Television and radio broadcast booths are located in the media gondola on level 500 accessible by the Gate 9 elevators. The media relations department is pleased to arrange pre-tapes and quick hit interviews according to NHL guidelines. Pre-tape and quick hit requests should be made with the Canucks Media Relations Department no later than the morning skate.

## DRESSING ROOMS

The dressing rooms for both the home and visiting team are located on Level 000 of Rogers Arena. Unless otherwise indicated, dressing rooms are open to the media within five minutes following the conclusion of the game. All media members must have their passes displayed in order to gain access to the dressing room. The dressing rooms are accessible post-game from the Press Box via the South Elevators at Gate 9.

## PRESS BOX

The following services are provided to all accredited media members:

- 1 Game notes and lineup sheets are available by 10:00 a.m. on game days.
- 2 Between-period game summaries and post-game final statistics will be distributed to the media.
- 3 Out-of-town scores and officiating decisions will be provided upon availability.
- 4 Closed circuit television monitors with instant replay are situated throughout the press box.
- 5 A media workroom is situated at dressing room level.

## FOOD & DRINK SERVICE

A media meal is available for purchase on game nights. Complimentary soft drinks, coffee, water and popcorn are available to everyone in the press box. Media are also invited to purchase food from the various concessions located on the public concourses at Rogers Arena. Alcoholic beverages are prohibited in the press box.

## FAX/PHOTOCOPY SERVICE

Complimentary fax and photocopy service is available upon request. For assistance, please contact a media relations representative.

## VANCOUVER CANUCKS GAME NIGHT MEDIA SERVICES STAFF

Godfrey Rockwood  
Bill Hinksman  
Ryan Macey  
Narinder Badesha  
Mike McAleer  
Sunny Sung  
Trevor Vellenoweth  
Joel Rockwood

## CANUCKS MEDIA HOTLINE: 604.899.4995

The Vancouver Canucks Media Hotline is a recorded message featuring practice times, travel information, player transactions and other important media information. The hotline is updated by 11:30pm (post-game) on game days and by 5:00pm on non-game days.

## MEDIA WEBSITE

Accredited members of the media are encouraged to visit [canucks.com/mediarelations](http://canucks.com/mediarelations). The site contains media opportunities, statistical information and team schedules.

**PLEASE BE ADVISED THAT MEDIA PASSES MUST BE DISPLAYED AT ALL TIMES**



**CHRIS BRUMWELL**

Vice President, Communications & Community Partnerships

## CHRIS BRUMWELL

Chris Brumwell is Vice President, Communications & Community Partnerships. He provides strategic leadership and direction to the Community, Media and Team Operations departments and is responsible for communications strategies across all Canucks Sports & Entertainment and Canucks for Kids Fund initiatives with the goal to help grow the Canucks brand in the community. He also provides strategic communications support for Ownership and the Senior Leadership team.

Chris has over 17 years of experience working with high-profile sport organizations and brands. He started his career with the Canucks media relations department in 1996 and spent nine seasons with the team before accepting a once-in-a-lifetime Olympic opportunity in 2005 with the Vancouver 2010 Organizing Committee where he served as Director, Media and Communications. Following the Games, Chris spent time at BC Hydro as Community and Media Relations Director then joined Lululemon Athletica in 2012 to lead the Communications team. He rejoined the Canucks in his current role in September 2013.

A native of Victoria, BC, Chris lives in Vancouver with his wife Jill and their three children: Rowan, Ruby and Charlie.



**BEN BROWN**

Director, Media Relations & Team Operations

## BEN BROWN

Ben Brown enters his 13th season with the Vancouver Canucks and fifth season as Director, Media Relations & Team Operations. Ben is responsible for facilitating internal and corporate communication and serves as the primary liaison for all local, national and international media. Ben provides direction to the Media Relations department and is a member of the Canucks Sports & Entertainment Leadership Team.

Ben began working for Canucks Sports & Entertainment in 2001 and most recently served as Manager, Media Relations over five seasons with the club. Ben has also worked with the Vancouver Whitecaps Football Club and Quest Media in London, England.

A native of Saskatoon, SK, Ben graduated from Simon Fraser University with a B.A. in Communication and a History minor.



**STEPHANIE MANIAGO**

Manager, Media Relations & Publications

## STEPHANIE MANIAGO

Stephanie Maniago enters her tenth season with the Vancouver Canucks and fifth as Manager, Media Relations & Publications. Stephanie serves as the Senior Editor for all company publications including the Yearbook, Game Day Magazine and Media Guide. She assists with corporate communication, manages daily media requests, produces club press releases and advisories and assists with press conferences while liaising with local and national media.

Stephanie joined the Canucks from the BC Lions of the CFL, where she served as a student associate in the Communications department.

A native of Burnaby, BC, Stephanie obtained a B.A. with a major in Communication and minor in History from Simon Fraser University.



**ALFRED DE VERA**

Coordinator, Media Relations

## ALFRED DE VERA

Alfred De Vera enters his second season with the Vancouver Canucks and first season as Coordinator, Media Relations. Alfred serves as Associate Editor for all team publications including the Yearbook and Media Guide. He is also responsible for player radio requests and compiling and distributing hockey information. Alfred first joined the Canucks as Media Relations Student Associate in the 2009/10 season.

Alfred rejoined the Canucks from FGL Sports, where he served as a purchasing analyst in the hard goods (equipment) department.

Alfred is a native of Prince Rupert, BC and completed a Bachelor of Business Administration and a Communications Minor from Simon Fraser University.



## JOHN SHORTHOUSE

John Shorthouse returns for his 17th year behind the Canucks microphone, splitting play-by-play duties between Sportsnet Pacific and TSN 1040.

John's passion for play-by-play was forged listening to the legendary broadcast tandem of Jim Robson and Tom Larscheid.

In 1998, the Kerrisdale native realized a lifelong dream when he was named only the third full-time play-caller in Canucks history.

"Shorty and Tom" would team together for 12 years, before current partnerships were formed with John Garrett, Dave Tomlinson and Dan Murphy. John is thrilled to be back working with those three, as well as talented friends Mike Whittingham, Greg Shannon, Irfaan Gaffar, Blake Price and Jeff Paterson.

A graduate of the British Columbia Institute of Technology, John spent eight years at Global Sports Page before taking on his current job.

John, his wife Christina, their son Will, daughter Maggie and dog Simon reside in Dunbar.



**JOHN SHORTHOUSE**  
Play-by-Play, TSN 1040/  
Sportsnet Pacific

## JON ABBOTT

Jon Abbott enters his first season providing radio play by play and broadcast coverage for the Vancouver Canucks, sharing the booth with John Shorthouse on TSN 1040 and across the Canucks Radio Network.

Abbott joins the Vancouver Canucks broadcast team after serving as the voice of the Toronto Maple Leafs and Toronto Marlies, as well as covering the Ottawa Senators.

Before hitting the professional ranks, Abbott plied his trade in the Ontario Hockey League for seven seasons with stops in London, Toronto and Ottawa.

A graduate of Seneca College, Abbott's career as a broadcaster began at the age of 16. His play by play path has also led him to call games at the Calder Cup Championships, IIHF World Junior Hockey Championships, OHL Championships and the World Under-17 Hockey Championship.



**JON ABBOTT**  
Play-by-Play, TSN 1040

## DAVE TOMLINSON

Dave Tomlinson enters his fifth season in the Canucks broadcast booth as colour analyst after 15 years of professional hockey in the NHL, IHL, AHL, European leagues and Canada's National Team. Prior to joining the broadcast as colour analyst, Dave worked as an on-air host and analyst with TSN 1040 sports radio. Drafted by the Toronto Maple Leafs in 1989, Dave's playing career included four years in the NCAA with Boston University, where he graduated with a Bachelor of Science in Business Administration. His professional career was highlighted by 42 NHL games with Toronto, Winnipeg and Florida, with stops in St. John's, Moncton and Cincinnati followed by 10 years in the German Elite League where he won four Championships. Dave comes from a sporting background, as his father, Dave Sr., played almost a decade in the CFL where he won a Grey Cup with the Calgary Stampeders in 1948.

Dave and his wife Manja are proud parents to Leni Greta and Rocco David, and have a Doberman Pincher named Louis Vuitton.



**DAVE TOMLINSON**  
Analyst, TSN 1040





**JOHN GARRETT**

Colour Commentary, Sportsnet Pacific

## JOHN GARRETT

John Garrett brings over 20 years of broadcasting experience and 15 years as a professional goaltender to Canucks telecasts again this season. During the NHL season, John keeps busy by juggling his time between Canucks broadcasts and regular spots as an in-studio analyst on the "NHL Gamenight" panel. John was originally drafted 38th overall by St. Louis in the 1971 NHL Entry Draft, but his professional career gained momentum when he was selected by Minnesota in the 1973 WHA professional player draft. He went on to play seven seasons with Minnesota, Toronto, Birmingham and New England with his play being rewarded with three All-Star Game selections. John's NHL career began in Hartford in 1979 and he proceeded to play for seven seasons and 207 games for the Hartford Whalers, Quebec Nordiques, and Vancouver Canucks. He also represented the Canucks in the 1983 All-Star Game. John broke into the broadcasting world with Hockey Night in Canada in 1986, following his last NHL season as a player; he served as a member of the Hockey Night in Canada team until 1998.

John, a graduate of Queen's University, is married with two daughters and resides in Vancouver.



**DAN MURPHY**

Host, Sportsnet Pacific

## DAN MURPHY

Dan Murphy enters his 12th season as host for Sportsnet Pacific's Vancouver Canucks broadcasts. After graduating from the University of Ottawa with a degree in Communications in 1992, Dan attended BCIT's Broadcast Journalism program where he graduated in 1995. He quickly got his start in television joining Global's Sports Page in Vancouver where he worked as a writer/reporter/producer from 1995 to 1999. Dan was then hired as a reporter by Sportsnet in November 1999 and hosted Vancouver Grizzlies NBA broadcasts on Sportsnet and VTV during the 2000.01 season.

Dan, his wife Christy, daughter Marlowe and their dog Boomer reside in North Vancouver.

STAFF



## HOCKEY OPERATIONS



**MIKE BROWN**  
Manager, Team Services



**CHERYL LOVEBETH**  
Executive Office Manager



**JOAN STOBBS**  
Executive Assistant &  
Team Services Administrator



**ANDREA LOBO**  
Executive Assistant, Hockey Operations

## COMMUNICATION & COMMUNITY RELATIONS



**ALEX OXENHAM**  
Director, Community Partnerships &  
Executive Director, CHF



**KAREN CHRISTIANSEN**  
Director, Charitable &  
Corporate Events



**ROD BRATHWAITE**  
Manager, Hockey Development &  
Alumni Liaison



**DIANA CAMPBELL**  
Program Manager,  
Canucks for Kids Fund



**TARA CLARKE**  
Program Manager,  
Community Partnerships



**JESSICA HOFFMAN**  
Program Manager,  
Community Partnerships



**JEN ROLLINS**  
Program Manager,  
Community Partnerships



**PAUL BUCKLEY**  
Coordinator, Community Partnerships  
& Mascot Liaison



**LAURA CHAMBERS**  
Program Coordinator 50/50



**FIN**  
Mascot

## CONTENT



**RYAN NICHOLAS**  
Director, Content



**JASON STEENSMA**  
Senior Multimedia Producer



**BRIANA GRIFFITH**  
Content Manager



**DEREK JORY**  
Writer




**GAYLA ANDERSON**  
Multimedia Producer



**JOEY KENWARD**  
Canucks TV Reporter



**RORY MCGARRY**  
Production Assistant & Editor



**PAUL ALBI**  
Production Assistant & Editor



**JESSICA MCNEILL**  
Web Video Coordinator



**LAWREN CODY**  
Editor



**SHAWN EDSTROM**  
Segment Producer

## GAME ENTERTAINMENT & EVENTS



**MIKE HALL**  
Director, Game Entertainment & Broadcast Operations



**CAM GOUDREAU**  
Manager, Game Entertainment & Events



**ART GREEN**  
Sr. Producer, Game & Events



**REBECCA GRANT**  
Coordinator, Game Entertainment & Events


## HOSPITALITY



**ROBERT BARTLEY**  
Director, Culinary & Executive Chef



**TODD JEANNOTTE**  
Director, Premium Operations



**JAY JONES**  
Director, Wine & Beverage



**DAN JOHNSTON**  
Division Manager, Hospitality



**SUE-YEN LEE**  
Manager, Catering



**TODD ATKINSON**  
Manager, Premium Clubs



**JONALEE JONES**  
Manager, Quick Service



**MARTA LOZYSKA**  
Manager, Private Clubs



**AXEL FLORES**  
Manager, Suites



**BRIAN EVERETT**  
Sous Chef, Quick Service



**BRAD VIGUE**  
Sous Chef, Suites



**KYLE DAMPSY**  
Sous Chef, Premium



**KRISTY ISAAK**  
Sous Chef, Catering



**JACQUELINE JOHNS**  
Sous Chef, Pastry



**STEVEN YZERMAN**  
Sous Chef, Club 500



**DELBERT CIRFERA**  
Sous Chef, Centre Ice Grill



## HOSPITALITY CONTINUED



**MILO BIGLER**  
Sous Chef



**CARA BELL**  
Assistant Manager, Quick Service



**JAMIE BRANDON**  
Assistant Manager, Quick Service



**EMMA DAGG**  
Assistant Manager, Quick Service



**MIKE KENNEDY**  
Assistant WH Manager



**SHANNON MCERLEAN**  
Suites/Catering Sales Administrator



**NICOLE SWINDEN**  
Executive Assistant

## EVENT SERVICES



**RUSSELL CHAMBERLAIN**  
Director, Event Services & Fan Experience



**JIM DAY**  
Manager, Security, Safety & Alcohol Compliance



**NICOLE VANDENBERG**  
Manager, Fan Experience



**KARA KEARBY**  
Event Manager



**PATRICK UREKAR**  
Event Manager



**SAMAH KHAIRA**  
Assistant Manager, Fan Experience



**CLAIRE MOCOCK**  
Assistant Manager, Health & Safety



**ROBYN HUGHES**  
Arena Operations Coordinator



## EVENT SERVICES CONTINUED




**LEIGH MILES**  
Executive Assistant, Event Services

## LIVE ENTERTAINMENT



**SHEENA WAY**  
Director, Live Entertainment



**DOROTHY CHAUSSE**  
Ticketing Administrator,  
Event Ticketing & Booking

## LEGAL



**CHRIS BEARDSMORE**  
Director, Legal & Associate General  
Counsel

## CORPORATE PARTNERSHIPS



**BRAD PENNEFATHER**  
Senior Director, Corporate Partnership



**JAMES DOUGLAS**  
Director, Corporate Partnerships



**SEAN MONAHAN**  
Director, Corporate Partnerships



**MARIANNE BROOKS**  
Senior Account Manager, Corporate  
Partnerships

## CORPORATE PARTNERSHIPS CONTINUED



**TARALYNN REDBURN**  
Account Manager, Corporate Partnerships



**KYLE BEATTIE**  
Account Executive, Group Ticket Sales



**GARY CHUNG**  
Ticket Sales Agent

## PREMIUM CLIENT SERVICE



**HARK ATHWAL**  
Director, Premium Client Service



**ROBERT CHORNER**  
Sales Manager, Premium Client Sales

## SALES & MARKETING



**ALBERT YAN**  
Sales & Marketing Business Analyst



**BRITTANY NICHOLSON**  
Executive Assistant



**AMBER CHIRICO**  
Executive Assistant

## PARTNER ACTIVATION



**SANDRA BIRNIE**  
Director, Marketing & Partner Activation



**NICOLE MACRAE**  
Manager, Partnership Marketing



**MICHAEL GRAY**  
Account Executive, Partner Activation



**SAM JACOBS**  
Account Executive, Partner Activation

## PARTNER ACTIVATION CONTINUED



**MELANIE MCLEOD**

Account Executive, Partner Activation



**COLIN WHITESIDE**

Account Executive, Partner Activation

## CLIENT SERVICE & TICKET OPERATIONS



**MARY NAGY**

Director, Client Service & Ticket Operations



**MARTHA VASSOS**

Manager, Client Service



**AYSHA MARTIN**

Manager, Client Service & Ticket Operations



**SAMANTHA BORLAND**

Program Manager, Client Service & Ticket Operations




**CHRIS WALLACE**

Manager, Ticket Operations



**GREG SARGENT**

Account Executive, Club Seat Service



**OSCAR DURAN**

Account Executive, Client Service



**MATTHEW HOPKINS**

Account Executive, Client Service



**BRANDY LE**

Account Executive, Client Service



**JAMES PALFRAMAN**

Account Executive, Premium Client Service



**LISA TSAI**

Account Executive, Premium Client Service



**SAM ADU FEBIRI**

Client Service Representative

## CLIENT SERVICE & TICKET OPERATIONS CONTINUED



**JACOB RONDOLO**  
Client Service Representative



**KATHRYN KANG**  
Administrative Assistant

## TICKET CENTRE



**CLAYTON LETAIN**  
Manager, Ticket Centre & Client Service



**ADRIENNE GREELEY**  
Coordinator, Ticket Centre

## ENGINEERING



**AL HUTCHINGS**  
Director, Engineering



**MARK WOHL**  
Manager, Plant Operations



**SHAWN CAMPBELL**  
Supervisor, Conversions



**SANDRA YALLOP**  
Manager, Housekeeping



**CASEY DALGLEISH**  
Supervisor, Engineering Services



**MICAH CIPRIAN**  
Assistant Manager, Housekeeping



**JOSH STEVENS**  
Assistant Coordinator, Engineering Services



**RENEE RICHARDSON**  
Coordinator, Facility Operations

## ENGINEERING CONTINUED



**STU CUMMINGS**  
Material Handling Coordinator




**KEVIN GALLIVAN**  
Electrician



**MATTHEW HRYHOR**  
Electrician



**JOE LUND**  
Electrician



**BRIAN TORGALSON**  
Carpenter




**MEGHAN FORAN**  
Carpenter



**STEVE CARON**  
Building Operator



**KEITH FONG**  
Building Operator



**STEVEN GOOD**  
Building Operator



**GAVIN HAMBLIN**  
Building Operator



**WADE MCLENNAN**  
Building Operator



**RICHARD BONNETT**  
Conversions Crew Leader



**ALBERT DESIENA**  
Conversions Crew Leader



**RICHARD DRIVER**  
Conversions Crew Leader



**ED YEE**  
Conversions Crew Leader

## FINANCE & ADMINISTRATION



**AARON WILSON**  
Director, Finance



**PATRICIA BIGONZI**  
Controller, Hockey Operations



**LAURI SHORTYK**  
Assistant Controller, Arena



**ELLA CHAN**  
Assistant Controller, Hospitality



**HEIDI HARMS**  
Corporate Accounting Manager



**DENISE OUANG**  
Administrative Services Manager



**SARA KLASSEN**  
Accountant, Hockey & Canucks for Kids Fund



**WENDY JOVANOV**  
Accounting & Retail Systems Manager



**DIVESH BHULABHAI**  
Account, Arena



**DIANE SUTHERLAND**  
Accounts Receivable Administrator



**KERRY KAVANAGH**  
Accounts Payable Administrator



**SATOE KUBODERA**  
Accounts Payable Administrator



**SOPHIA CHAN**  
Accounts Payable Administrator, Hospitality



**ALISON SUNG**  
Hospitality Systems Administrator



**JACKIE HAGERTY**  
Payroll Coordinator



**AMANDA DION**  
Payroll Administrator



## FINANCE & ADMINISTRATION CONTINUED



**FERDIE DE GUZMAN**  
Central Services Coordinator

## TECHNOLOGY



**DEREK BOYD**  
Director, Technology



**GREG STORY**  
Senior Broadcast Technician



**JOHN RILEY**  
Chief Audio Technician



**KARL PEDERSEN**  
Digital Media Technician



**WILLIAM CHENG**  
Manager, Information Technology



**LIEANE ARABSKY**  
Business & Systems Analyst



**TIM HEMMING**  
Business & Systems Analyst



**MEGHAN HEWITT HARTLEY**  
Technical Analyst



**OLIVER PRINCE**  
Systems/Network Analyst



**CHRISTOS MCINTYRE**  
Help Desk Coordinator

## PHOTO NOT AVAILABLE

**SIMON WILLERTON**  
Business & Systems Analyst, Hospitality

## BRAND & CREATIVE



**MARK RAHAM**  
Creative Director



**RYAN CASTLE**  
Manager, Brand & Creative



**LEAH BROWNE**  
Senior Graphic Designer



**DANA DESCHENE**  
Graphic Designer



**SAMANTHA LANGILL**  
Graphic Designer



**YUMI SIMONSON**  
Graphic Designer



**VICTOR YUEN**  
Graphic Designer



**POUYA PEIRAVI**  
Digital Designer



**ANNIE CHAN**  
Production Coordinator



**AIDEN FOX**  
Project Coordinator



**DAN COLLINS**  
Image Resource Coordinator

## MARKETING



**MARIE BAILEY**  
Marketing Project Manager,  
Fan Development



**ADAM SMITH**  
Marketing Project Manager,  
Revenue Generation



**DENE MCKAY**  
Marketing Project Manager,  
Community, Operations & Events

## HUMAN RESOURCES



**DANA CLARK**  
Director, Human Resources



**KAROLINA MAY**  
Manager, Human Resources



**RANBIR SINGH**  
Manager, Scheduling & Staff Services



**TENISHA SOON PSAJD**  
Human Resources &  
Staff Services Generalist



**ANGELA LEE**  
Human Resources Recruiter



**CLARA KUOCH**  
Staff Services Coordinator, Scheduling



**SABRINA SANDBECK**  
Staff Services Coordinator, Scheduling



**KAITLIN IMAI**  
Human Resources Assistant



**MELANIE TAPLIN**  
Receptionist

## RETAIL



**JANEIL MACKAY**  
Director, Retail &  
Consumer Product Marketing



**WYNN MOODY**  
Sales & Service Manager



**JILL WHITE**  
Merchandiser/Buyer, Premium Product



**STU LYSTER**  
Retail Store Manager, Pro Shop

## CANUCKS TEAM STORE CONTINUED



**SORAYA KHALIL**  
Assistant Store Manager, Robson



**CHRIS KLIMEK**  
Assistant Manager, Sales & Service



**MARKUS KARLSSON**  
Assistant Retail Manager, Events



**JASON CALLAGHAN**  
Warehouse Supervisor



**KRISTINE DEL ROSARIO SMITH**  
Retail Administrative Coordinator

## TRAVEL



**CATHIE MORONEY**  
Travel Manager

## WEBSITE & NEW MEDIA



**KEVIN KINGHORN**  
Director, Website & New Media



**EMILY LEUNG**  
Website Manager, Planning and  
Partner Programs



**CALVIN ROEX**  
Website Coordinator



**MARK NIEHE**  
Website Developer



**LAURA WONG**  
Social Media Coordinator






## NOTES





## NOTES

# ARENA CELEBRATIONS AT HOME



LEARN MORE ABOUT THE GOAL-SYNCD  
BUDWEISER RED LIGHT AT [BUDWEISER.CA](http://BUDWEISER.CA)



OFFICIAL PARTNER OF THE VANCOUVER CANUCKS.

MUST BE LEGAL DRINKING AGE. ©/MD ANHEUSER-BUSCH, LLC.







**WE ARE ALL CANUCKS**