

PLAY FOR THIS.

2015.16 MEDIA GUIDE



OCTOBER

SUN	MON	TUE	WED	THU	FRI	SAT
				1 EDM PS 6:00 TV	2	3 EDM PS 7:00 TV
4	5	6	7 CGY TV 7:00	8	9	10 CGY TV 7:00
11	12 ANA TV 7:00	13 LA TV 7:30	14	15	16 STL TV	17
18 EDM TV 6:00	19	20	21	22 WSH TV	23	24 DET TV 7:00
25	26	27 MTL TV 7:00	28	29 DAL TV 5:30	30 ARI TV 7:00	31

JANUARY

SUN	MON	TUE	WED	THU	FRI	SAT
					1 ANA TV 7:00	2
3	4 ARI TV 7:00	5	6 CAR TV 7:00	7	8	9 TB TV 7:00
10	11 FLA TV 7:00	12	13	14 WSH TV 4:00	15 CAR TV 4:00	16
17 NYI TV 1:00	18	19 NYR TV 4:00	20	21 BOS TV 4:00	22	23 PIT TV 9:30A
24	25	26 NSH TV 7:00	27	28	29	30

NOVEMBER

SUN	MON	TUE	WED	THU	FRI	SAT
1	2 PHI TV 7:00	3	4 PIT TV 7:00	5	6	7 BUF TV 10:00A
8 NJ TV 2:00	9	10 CBJ TV 4:00	11	12 OTT TV 4:30	13	14 TOR TV 4:00
15	16 MTL TV 4:30	17	18 WPG TV 7:00	19	20	21 CHI TV 7:00
22 NJ TV 7:00	23	24	25 MIN TV 4:00	26	27 DAL TV 5:30	28
29	30 ANA TV 7:00					

FEBRUARY

SUN	MON	TUE	WED	THU	FRI	SAT
	1	2	3	4 CBJ TV 7:00	5	6 CGY TV 7:00
7	8	9 COL TV 6:00	10 ARI TV 6:30	11	12	13 TOR TV 4:00
14	15 MIN TV 7:00	16	17	18 ANA TV 7:00	19 CGY TV 6:00	20
21 COL TV 7:00	22	23	24	25 OTT TV 7:00	26	27
28 SJ TV 4:00	29					

DECEMBER

SUN	MON	TUE	WED	THU	FRI	SAT
		1 LA TV 7:30	2	3 DAL TV 7:00	4	5 BOS TV 7:00
6	7 BUF TV 7:00	8	9 NYR TV 7:00	10	11	12
13 CHI TV 4:00	14	15 MIN TV 5:00	16	17 PHI TV 4:00	18 DET TV 4:30	19
20 FLA TV 1:00	21	22 TB TV 4:30	23	24	25	26 EDM TV 7:00
27	28 LA TV 7:00	29	30	31		

MARCH

SUN	MON	TUE	WED	THU	FRI	SAT
		1 NYI TV 7:00	2	3 SJ TV 7:00	4	5 SJ TV 7:00
6	7 LA TV 7:30	8	9 ARI TV 7:00	10	11	12 NSH TV 7:00
13	14 WPG TV 7:00	15	16 COL TV 7:00	17	18 EDM TV 6:00	19 STL TV 7:00
20	21	22 WPG TV 5:00	23	24 NSH TV 5:00	25 STL TV 5:00	26
27 CHI TV 5:00	28	29 SJ TV 7:00	30	31 SJ TV 7:30		

HOME	AWAY	TV	SPORTSNET PACIFIC	TV	SPORTSNET 360
HNIC	ONE	TV	SPORTSNET VANCOUVER HOCKEY	TV	SPORTSNET

Game dates, opponents and times are subject to change.
Visit canucks.com/schedule. NHL and NHL team marks are the property of the NHL and its teams. © NHL 2015. All Rights Reserved.

APRIL

SUN	MON	TUE	WED	THU	FRI	SAT
					1 ANA TV 7:00	2
3	4 LA TV 7:00	5	6 EDM TV 7:00	7 CGY TV 6:00	8	9 EDM TV 7:00
10	11	12	13	14	15	16

TSN
1040
VANCOUVER

ALL REGULAR SEASON GAMES WILL BE BROADCASTED
ON TSN 1040 AND ACROSS THE CANUCKS RADIO NETWORK.

2	Company Directory
5	Canucks Tickets
6	20 Years of Rogers Arena
8	Rogers Arena
9	Aquilini Centre
10	Francesco, Roberto and Paolo Aquilini
11	Trevor Linden
12	Jim Benning, Victor de Bonis
13	Canucks Sports & Entertainment Executive
14	CANUCKS
16	John Weisbrod, Stan Smyl
17	TC Carling, Chris Gear
18	Jonathan Wall, Ryan Johnson, Dan Cloutier
19	Willie Desjardins
20	Doug Lidster, Glen Gulutzan
21	Perry Pearn, Roland Melanson
22	Ben Cooper, Glenn Carnegie
23	Pat O'Neill, Brian Hamilton, Mac Stewart, Game Dressing Room Attendants
24	Dr. Rick Celebrini, Roger Takahashi
25	Jon Sanderson, Dave Zarn,
26	Eric Renaghan, Bryan Marshall, Medical Staff
27	Judd Brackett, Ron Delorme
28	Thomas Gradin, Player Scouting
30	Canucks for Kids Fund
33	Vancouver Canucks Alumni Association
35	THE PLAYERS
86	Utica Comets
89	IN THE SYSTEM
103	2014.15 STATISTICAL REVIEW
104	2015.16 Training Camp Roster
106	2014.15 Canucks Scoring
108	2014.15 Season Summary
109	2014.15 Schedule and Results
110	OPPONENTS
143	SEASON-BY-SEASON HISTORY
188	ALL-TIME RECORDS
190	All-Time Roster
193	All-Time Uniform Numbers
195	All-Time Draft Selections
199	All-Time Trades
205	On This Day in Canucks History
217	Canucks Awards
218	NHL Awards & NHL All-Stars
219	Regular Season Monthly Records
220	Season Openers/Home Openers
221	Season-by-Season Records/Road Openers
222	Season-by-Season/Attendance Records
223	Coaching Records
224	General Managers/Canucks Captains
225	Regular Season Record in Overtime Games
228	Regular Season Record in Shootout Games

229	All-Time Scoring
233	All-Time Player Records
236	All-Time Penalty Shots
238	Canucks Shutouts
239	Canucks/Opponent Shutouts
241	Hat Tricks
243	All-Time Team Records
245	All-Time Individual Season Records
246	PLAYOFFS
248	All-Time Opponents
249	All-Time Results
251	All-Time Shutouts, Coaching, Penalty Shots
252	All-Time Goaltending/Scoring
254	All-Time Team Records
257	NATIONAL HOCKEY LEAGUE
258	League Directory/2015.16 Rule Changes
260	Team Directory
261	2015.16 NHL Officials
262	2014.15 NHL Standings & NHL Leaders
263	2014.15 NHL Awards
264	Critical Dates
265	How To Figure
266	MEDIA SERVICES
268	Media Guidelines
269	Media Services
270	Media Relations Department
271	Canucks Broadcasters
273	CANUCKS STAFF

MEDIA GUIDE CREDITS

Editors.....	Alfred De Vera
.....	Stephanie Maniago
.....	Ben Brown
.....	Chris Brumwell
Media Guide Design & Production.....	Yumi Simonson
.....	Special thanks to Randy Robles, Bob Waterman
.....	& Elias Sports Bureau, David Marchak
Photography.....	Jeff Vinnick
.....	Devin Manky
.....	Getty Images
Printing.....	Hemlock Printers Ltd.

COPYRIGHT 2015.16 VANCOUVER CANUCKS

The information contained in this publication was compiled by the Vancouver Canucks and is provided as a courtesy to our fans and the media and may be used only for personal or editorial purposes. Any commercial use of this information is prohibited without the prior written consent of the Vancouver Canucks.

COMPANY DIRECTORY

VANCOUVER CANUCKS

Home Ice	Rogers Arena
Address	800 Griffiths Way Vancouver, British Columbia V6B 6G1
Telephone	604.899.4600
Fax	604.899.4640
Website	www.canucks.com
Rink Dimensions	200 Feet by 85 Feet
Club Colours	Blue, white and green
Seating Capacity	18,720
Minor League Affiliations	Utica Comets (AHL) Kalamazoo Wings (ECHL)
Radio Affiliation	TSN 1040
Television Affiliation	Sportsnet
Media Relations Hotline	604.899.4995
Media Relations Fax	604.899.4640
Ticket Information & Customer Service	604.899.4625
Information Line	604.899.4600

EXECUTIVE DIRECTORY

Chairman & Governor, NHL	Francesco Aquilini
Alternate Governor, NHL	Roberto Aquilini
Alternate Governor, NHL	Paolo Aquilini
President Hockey Operations & Alternate Governor, NHL	Trevor Linden
Chief Operating Officer & Alternate Governor, NHL	Victor de Bonis
General Manager	Jim Benning
Assistant General Manager	John Weisbrod
Senior Advisor to the General Manager & Director, Player Development	Stan Smyl
Executive Vice President, Sales & Marketing	Trent Carroll
Executive Vice President & Arena General Manager	Michael Doyle
Vice President & CFO	Todd Kobus
Vice President, Communications & Community Partnerships	Chris Brumwell
Vice President, Hockey Administration, Entertainment & Content	TC Carling
Vice President, Hospitality & Event Operations	Jeff Stipeck
Vice President & General Counsel Vancouver Canucks Hockey Club/Canucks Sports and Entertainment	Chris Gear
Vice President, Construction	Harvey Jones
Vice President, Ticket & Suite Sales & Service	Michael Cosentino
Executive Office Manager	Cheryl Loveseth

HOCKEY OPERATIONS

President Hockey Operations & Alternate Governor, NHL	Trevor Linden
General Manager	Jim Benning
Assistant General Manager	John Weisbrod
Senior Advisor to the General Manager & Director, Player Development	Stan Smyl
Vice President, Hockey Administration, Entertainment & Content	TC Carling
Vice President and General Counsel	Chris Gear
Director, Hockey Operations & Analytics	Jonathan Wall
Assistant Director, Player Development	Ryan Johnson
Manager, Team Services	Mike Brown
Executive Assistant to the President, Hockey Operations & General Manager	Joan Stobbs
Executive Assistant, Hockey Operations	Andrea Lobo
Head Coach	Willie Desjardins
Assistant Coach	Doug Lidster
	Glen Gulutzan
	Perry Pearn
Goaltending Consultant	Roland Melanson

Video Coach	Ben Cooper
Skill Coach	Glenn Carnegie
Goaltending Consultant	Dan Cloutier
Power Skating Consultant	Ryan Lounsbury
Head Coach, Utica Comets	Travis Green
Assistant Coach, Utica Comets	Nolan Baumgartner
	Paul Jerrard

TRAINING STAFF

Equipment Manager	Pat O'Neill
Assistant Equipment Manager	Brian Hamilton
Trainer's Assistant	Mac Stewart
Game Dressing Room Attendant	Ron Shute (Home) John Jukich (Visitors) Ferdie De Guzman (Home) Trevor Penrose (Visitors)

HUMAN PERFORMANCE

Director, Rehabilitation	Dr. Rick Celebriani
Strength & Conditioning Coach	Roger Takahashi
Head Athletic Therapist	Jon Sanderson
Assistant Athletic Therapist	Dave Zarn
Assistant Strength & Conditioning Coach	Eric Renaghan
Strength & Conditioning Coaching-Prospects	Bryan Marshall
Team Physician	Dr. Bill Regan
Team Physician	Dr. Mike Wilkinson
Team Optometrist	Dr. Alan R. Boyco
Team Chiropractor	Dr. Glenn Cashman
Team Dentist	Dr. Keith Lim

SCOUTING STAFF

Director, Amateur Scouts	Judd Brackett
Chief Amateur Scout	Ron Delorme
Associate Chief Amateur Scout	Thomas Gradin
Professional Scouts	Lou Crawford Brett Henning Neil Komadoski Lars Lindgren
Amateur Scouts	Mike Addesa Jonathan Bates Brandon Benning Brian Chapman Sergei Chibisov Ken Cook Lucien DeBlois Ted Hampson Inge Hammarstrom Tim Lenardon Chris MacDonald Dan Palango Wyatt Smith Harold Snepsts

COMMUNICATIONS & COMMUNITY RELATIONS

Vice President, Communications & Community Partnerships	Chris Brumwell
Director, Media Relations & Team Operations	Ben Brown
Manager, Media Relations & Publications	Stephanie Maniago
Coordinator, Media Relations & Publications	Alfred De Vera Jen Rollins
Director, Community Partnerships & Executive Director, Canucks for Kids Fund	Alex Oxenham
Senior Manager, Canucks for Kids Fund Events, 50:50	Diana Campbell
Manager, Hockey Development & Alumni	Rod Brathwaite
Program Manager, Community Partnerships	Tara Clarke

Program Manager, Community Partnerships	Jessica Hoffman
Program Manager, Charitable Events	Fergal Dempsey
Coordinator, Community Partnerships & Mascot Liaison	Paul Buckley
Canucks Ambassador	Kirk McLean
Coordinator, Community Partnerships	Janelle Neufeld

GAME ENTERTAINMENT & CONTENT

Director, Game Entertainment & Content	Ryan Nicholas
Content Manager	Briana Griffith
Senior Producer	Jason Steensma
Senior Editor	Gayla Anderson
Writer	Derek Jory
Segment Producer	Shawn Edstrom
Segment Producer	Jessica McNeil
Canucks TV Reporter	Joey Kenward
Editor	Lawren Cody
Content Producer	Paul Albi
Content Producer	Charles Canaan

Director, Game Presentation	Mike Hall
Manager, Game Entertainment & Events	Cam Goudreau
Sr. Producer, Game & Events	Art Green
Assistant Manager, Game Entertainment & Events	Rebecca Grant

EVENT SERVICES

Director, Event Services & Fan Experience	Russell Chamberlain
Manager, Security, Safety & Alcohol Compliance	Jim Day
Manager, Fan Experience	Nicole Vandenberg
Event Manager	Kara Kearby
	Patrick Urekar
Assistant Manager, Health & Safety	Claire Mocock
Coordinator, Fan Services & Rogers Arena Tour Program	Oscar Duran
Event Coordinator	Lauren Kipp
Executive Assistant, Event Services	Leigh Miles

LIVE ENTERTAINMENT

Director, Live Entertainment	Sheena Way
Ticketing Administrator,	
Event Ticketing & Booking	Dorothy Chausse

CORPORATE PARTNERSHIPS

Senior Director, Corporate Partnerships	James Douglas
	Jason Takefman
Senior Account Manager,	
Corporate Partnerships	Marianne Brooks
	Kelly Cooke

SALES & MARKETING BUSINESS OPERATIONS

Senior Director, Sales & Marketing Business Operations	Brad Pennefather
Manager, Marketing Projects	Melanie McLeod
Manager, Partner Activation	Colin Whiteside
Manager, Sales & Marketing Operations	Nicole MacRae
Manager, Email Marketing	Samantha Borland
Marketing Project Manager, Fan Development	Marie Bailey
Marketing Project Manager,	
Community Operations & Events	Dene McKay
Marketing Project Manager, Revenue Generation	Adam Smith
Sales & Marketing Business Analyst	Albert Yan
Executive Assistant, Sales and Marketing	Brittany Nicholson
Account Executive, Partner Activation	Alexis Demmery
	Sam Jacobs
	Morgan Wood
Project Coordinator	Aiden Fox
Sales Coordinator	Alex Ristea

CLIENT SERVICE & TICKET OPERATIONS

Director, Client Service & Ticket Operations	Mary Nagy
Manager, Client Service	Martha Vassos
Manager, Client Service & Ticket Operations	Aysa Martin
Manager, Ticket Operations	Chris Wallace
Account Executive, Club Seat Service	Greg Sargent
Coordinator, CSTO	Kathryn Kang
Account Executive, Client Service	Manvir Parmar
	Steven Kandborg
	Jacob Rondolo
	Alexandra Waddington

TICKET CENTRE

Manager Client Service & Ticket Centre	Clayton Letain
Coordinator, Ticket Centre	Adrienne Greeley

TICKET & SUITE SALES

Senior Manager, Premium Sales	Taralynn Reburn
Sales Manager, Premium Client Service	Robert Chorney
Manager, Premium Client Service & Suite Operations	Ryan Whitman
Account Executive, Premium Client Service	James Palframan
	Lisa Tsai
Senior Account Executive, Ticket Sales	Gary Chung
Account Executive, Group Ticket Sales	Kyle Beattie
Account Executive, Ticket Sales	Cat Bergmann
	Arthur Fiedler
	Thomas Henry
Inside Sales Representative	Aidan Pelton
	Marc Thomsen
	Jeffrey Uppal
	Alex Varkevissier

ENGINEERING

Director, Facility Operations & Engineering	Al Hutchings
Manager, Plant Operations	Mark Wohl
Supervisor, Conversions	Shawn Campbell
Supervisor, Engineering Services	Casey Dalgleish
Manager, Housekeeping	Sandra Yallop
Assistant Manager, Housekeeping	Micha Ciprian
Assistant Coordinator, Engineering Services	Josh Stevens
Coordinator, Facility Operations	Renee Richardson
Material Handling Coordinator	Stu Cummings
Central Services Coordinator	Ferdie De Guzman
Lead Housekeeper	Abdul Foyez
Electrician	Kevin Gallivan
	Matthew Hryhor
	Joe Lund
Carpenter	Brian Torgalson
	Meghan Foran
Building Operator	Steve Caron
	Keith Fong
	Steven Good
	Gavin Hamblin
	Wade McLennan
Conversions Crew Leader	Richard Bonnett
	Albert Desiena
	Richard Driver
	Ed Yee

COMPANY DIRECTORY

FINANCE, ADMINISTRATION & TRAVEL

Director, Finance	Aaron Wilson
Controller, Hockey Operations	Patricia Bigonzi
Controller, Hospitality	Ella Chan
Assistant Controller, Arena	Lauri Shortyk
Corporate Accounting Manager	Heidi Harms
Accountant, Hockey & Canucks for Kids Fund	Sara Klassen
Accounting & Retail System Manager	Divesh Bhulabhai
Accountant, Hospitality	Shirley Leibovitch
Accounts Receivable Administrator	Diane Sutherland
Accounts Payable Administrator	Kerry Kavanagh
	Satoo Kubodera
	Sophia Chan
Payroll Manager	Jackie Hagerty
Payroll Administrator	Amanda Dion
Travel Manager	Cathie Moroney

TECHNOLOGY

Director, Technology	Derek Boyd
Manager, Technology	Marc Pellow
Senior Broadcast Technician	Greg Story
Chief Audio Technician	John Riley
Digital Media Technician	Karl Pedersen
Systems Analyst	Liane Arabsky
Senior Business Analyst	Tim Hemming
Technical Analyst	Meghan Hewitt Hartley
	Pardave Lehry
	Oliver Prince
Hospitality Systems Analyst	Aaron Mackee
Help Desk Administrator	Christos McIntyre
Help Desk Analyst (AIG)	Ali Ostad

BRAND & CREATIVE

Creative Director	Mark Raham
Senior Graphic Designer	Leah Browne
Graphic Designer	Dana Deschene
	Yumi Simonson
	Max Young
Digital Designer	Pouya Peiravi
Production Coordinator	Annie Chan
Image Resource Coordinator	Dan Collins

LEGAL

Director, Legal & Associate General Counsel	Chris Beardsmore
Legal Counsel	Mona Zarbafian

HUMAN RESOURCES

Director, Human Resources	Dana Clark
Senior Manager, Human Resources	Karolina May
Manager, Human Resources	Sonia Patara
Manager, Scheduling & Staff Services	Ranbir Singh
Human Resources & Staff Services Generalist	Tenisha Soon Psajid
Staff Services Coordinator, Scheduling	Harleen Gill
Staff Services Coordinator, Scheduling	Clara Kuoch
Human Resources Assistant	Kaitlin Imai
Receptionist	Melanie Taplin

HOSPITALITY

Executive Chef	Robert Bartley
Director, Premium Operations	Todd Jeannotte
Division Manager, Hospitality	Dan Johnston
Manager, Suites	Axel Flores
Manager, Catering	Sue-Yen Lee
Manager, Quick Service	Jonalee Jones
Manager, Private Clubs	Marta Lozynska
Executive Sous Chef	Brad Vigue
Sous Chef, Catering	Kristy Isaak
Sous Chef, Premium Clubs	Kyle Dampsy
Sous Chef, Pastry	Jacqueline Johns
Sous Chef, Centre Ice Grill	Delbert Cirfera
Sous Chef, Club 500	Steven Yzerman
Sous Chef, Italian Cuisine	Valerio Pescetelli
Sous Chef, Suites & Stewards	Milo Bigler
Sommelier	Courtney Buryta
Executive Assistant	Nicole Swinden
Suites & Catering Sales Administrator	Shannon McElean
Assistant Manager, Quick Service	Cara Ball
	Jamie Brandon
	Emma Dagg
	Drew Jardine
Assistant Manager, Suites	Dermott Hutton
Operations Supervisor	Ranjit Sekhon

CANUCKS TEAM STORE

Senior Manager, Retail Operations	Wynn Moody
Merchandiser/Buyer – Premium Product	Jill White
	Alisa Knox
Retail Manager, Events	Markus Karlsson
Store Manager, Rogers Arena	Phil Kinninmont
Warehouse Supervisor	Erikson Chia
Retail Administrative Coordinator	Kristine Del Rosario Smith

DIGITAL

Director, Digital	Kevin Kinghorn
Manager, Digital	Calvin Roex
Web Developer	Mark Niehe
Social Media Specialist	David Kyle
Coordinator, Digital Revenue	James Liu
Fan Data Specialist	Andrew McNiece




CANUCKS TICKETS

For the first time, the Canucks are introducing dynamic pricing for single game tickets for the 2015/16 season. Fans will now see single game ticket prices rise or fall on a regular basis in real-time based on factors such as opposing team, rivalries, standings, star players, day of the week and supply and demand. Like the travel and entertainment industries, fans who purchase their tickets early are more likely to get the best value and will enjoy greater overall availability of games, pricing and seat locations.

Dynamic pricing is a modern system used by the vast majority of professional sports leagues and teams in North America. It is intended to accurately reflect real-time market value of current single game tickets in the marketplace, giving fans more options to choose from. Single game pricing will be updated and posted in real-time through ticketmaster.ca/canucks.

Season Ticket Members continue to receive the best prices compared to buying an equivalent package on a single game basis with member savings throughout the season of approximately 40% on average for full season members.

For full details on Canucks tickets visit canucks.com/tickets or call 604.899.GOAL (4625) and press option 2.





ROGERS ARENA– 20 YEARS OF HOSTING THE WORLD

Owned and operated by Canucks Sports & Entertainment (CS&E), Rogers Arena is home to the Vancouver Canucks of the National Hockey League and is one of the most active and versatile multi-purpose sports and entertainment venues in North America.

Since opening on September 19, 1995 with a sold-out show by Bryan Adams, Rogers Arena has welcomed more than 27 million visitors, playing host to over 150 sporting and entertainment events each year. Over 1.2 million guests came through the doors last year and from 2002 to 2014 an 11-season span, passionate Canucks fans supported a consecutive sellout streak at Rogers Arena of 474 games.

Rogers Arena (formerly known as GM Place) has hosted several world-renowned events in its 20 year history including ice hockey during the 2010 Winter Olympics from February 13-28, when it was rebranded as Canada Hockey Place. Of historical note, Queen Elizabeth II dropped the puck in a ceremonial face-off prior to an NHL exhibition game between San Jose and Vancouver on October 6, 2002. Earlier this year, U2 kicked off their INNOCENCE + eXPERIENCE tour at Rogers Arena, playing to back-to-back capacity crowds in their first indoor arena tour in over a decade.

Rogers Arena was distinguished with the Standing Ovation Award in the Sports & Entertainment category from the BC Rehabilitation Foundation in 2006. The arena is also a founding member of the Green Sports Alliance along with a number of professional sports teams based in the Pacific Northwest. This alliance has since grown to over 230 sports teams from 20 different sports leagues. Former tenants include the Vancouver Grizzlies of the NBA (1995-2001), Vancouver Ravens of the NLL (2001-2004) and Vancouver Voodoo of the RHI (1996).



ROGERS ARENA AT A GLANCE

ARENA OPENED	September 19, 1995
OWNER	Canucks Sports & Entertainment
CAPACITY	Hockey: 18,720
	Basketball: 17,074
	End Stage: 14,506
	Centre Stage: 18,363
SUITES	71 Executive Suites; 25 Loge Suites
SUITE CAPACITY	6–24 Seats
CLUB SEATS	2,200
CLUBS	500 Club, Avaya Champions Club, Loge Club
RESTAURANTS	Captains Room, Centre Ice Grill Offsite: Vancouver Canucks Sports Bar & Grill at Vancouver International Airport (YVR)
PARKING	Over 520 spaces
FOOD SERVICE	Canucks Sports & Entertainment
CONCESSION LOCATIONS	30 permanent and 14 portable
MERCHANDISE	Canucks Team Store, 10 Merchandise Kiosks Offsite: Canucks Team Store (Robson St.)



AQUILINI CENTRE

Envisioned with a passion for bringing play to Vancouver, the area surrounding Rogers Arena is currently in the midst of an expansion and renovation project entitled Aquilini Centre that upon completion will see the construction of three towers, offering a variety of new and exciting amenities to the area.

The newly-opened Aquilini Centre West, is the first tower at the southwestern end of Rogers Arena. Aquilini Centre West provides new amenities and experiences to Canucks and concert fans, offering expanded concourse space on levels 100 and 300. Level 200 of Aquilini Centre West provides additional washroom facilities for all guests, increasing the washrooms in Rogers Arena by 35%, which has substantially reduced wait times. The remaining office and residential suites of the 26-story building are also now operational.

The tower's fourth floor is currently in the midst of construction of a new cutting edge Sports Bar at Rogers Arena that upon completion, will be the destination of choice for sports enthusiasts and concert-goers in Vancouver. The Sport Bar will be open to the public 365 days a year and will feature an exclusive view into the bowl for Canucks games.

For more information on this exciting new development, please visit www.aquilinicentre.com.



AQUILINI GROUP

Owned and operated by the Aquilini Group since 2004, Canucks Sports & Entertainment is committed to providing a premium fan experience through the hockey club, state of the art Arena and charitable and community initiatives.

The Aquilini Group is a diversified family business founded more than 50 years ago by Mr. Luigi Aquilini. The Group is now run by his three sons Mr. Francesco Aquilini, Mr. Roberto Aquilini and Mr. Paolo Aquilini. The Vancouver-based organization owns and manages a global conglomerate portfolio that includes commercial, industrial and residential construction and developments as well as properties, food and beverage, hospitality and entertainment enterprises, diverse agribusiness operations, and sustainable aquaculture and renewable energy ventures.

The Aquilini Group is dedicated to supporting the community including through the team's charitable organization, the Canucks for Kids Fund and its core beneficiaries: Canucks Autism Network (CAN), Canuck Place Children's Hospice and BC Children's Hospital Foundation, including the Canucks for Kids Fund Childhood Diabetes Laboratories.



TREVOR LINDEN

TREVOR LINDEN

PRESIDENT, HOCKEY OPERATIONS & ALTERNATE GOVERNOR, NHL

Born: April 11, 1970

Birthplace: Medicine Hat, AB

Residence: Vancouver, BC

Family: Wife, Cristina

Former Canucks captain Trevor Linden was named President of Hockey Operations & Alternate Governor, NHL, on April 9, 2014 and enters his second season of overseeing all-hockey related decisions for the club. He is one of the most accomplished and celebrated players in team history, with his leadership and community connections rooted in British Columbia for more than two decades.

Linden is responsible for all hockey operations, and works closely with General Manager Jim Benning in all player, coaching and scouting decisions, player procurement and development, and minor league affiliations and operations. He also serves as Alternate Governor, NHL.

Linden retired as a Canuck on the 20th anniversary of his draft day, June 11, 2008. Following his retirement, Linden continued to give back to the community through the Trevor Linden Foundation. He also demonstrated his business savvy through several real estate developments and the launch of two fitness clubs: Club 16 – Trevor Linden Fitness and Orange Theory Fitness.

Linden left the NHL after 19 seasons, having recorded 867 career points (375-492-867) in 1382 regular season games with the Canucks, Montreal Canadiens, New York Islanders and Washington Capitals. Throughout his career, Linden was a proven playoff performer. In 124 playoff games, he recorded 99 points (34-65-99) and 104 penalty minutes. Of his 124 playoff games, 118 came in a Canucks uniform, highlighted by his 25 points (12-13-25) in 24 games during the Canucks 1994 Stanley Cup run.

Linden completed his NHL career among the all-time League leaders in a number of statistical categories. He ranks 38th in games played (1382), is tied for 107th in goals scored (375) and ranks 111th in points (867) scored in NHL history.

After being drafted second overall by the Canucks in 1988, Linden enjoyed immediate success, finishing runner-up for the 1989 Calder Trophy and being named The Hockey News Rookie-of-the-Year. In his first eight NHL seasons, Linden recorded 30 or more goals six times.

In 1991/92, Linden, just 21-years-old at the time, was named the Canucks captain, becoming the youngest captain in the NHL.

Linden wore the “C” as Canucks captain for seven seasons, the third longest tenure as captain in club history (behind Stan Smyl and Markus Naslund). After spending his first 10 NHL seasons in Vancouver, Linden went on to play parts of five seasons with the Canadiens, Islanders and Capitals before returning for six more years in a Canucks sweater after he was re-acquired in November of 2001.

During his 19 seasons, Linden was a two-time NHL All-Star (1990/91, 1991/92) and represented Team Canada at the 1998 Winter Olympic Games in Nagano, Japan. When he retired, he was the Canucks all-time leader in games played (1140), assists (415) and was second in goals (318) and points (733). His 118 games, 34 goals, 61 assists and 95 points in the playoffs remain club records.

Just as impressive as his on-ice accomplishments are his off-ice contributions. In his final NHL season, Linden was named the recipient of the NHL Foundation Player Award which is awarded annually to the NHL player “who applies the core values of hockey – commitment, perseverance and teamwork – to enrich the lives of people in his community.” In 1997, Linden was awarded the King Clancy Memorial Trophy which is given annually to the NHL player who best exemplifies leadership qualities on and off the ice and who has made a significant humanitarian contribution in his community.



JIM BENNING

JIM BENNING

GENERAL MANAGER, ALTERNATE GOVERNOR, NHL

Born: April 29, 1963

Birthplace: Edmonton, AB

Residence: Vancouver, BC

Family: Wife, Rhonda; Sons, Brandon and Nicholas; Daughters, Danica and Isabella

Jim Benning became the 11th general manager in Canucks history with his appointment May 21, 2014 and begins his second season in that role. In his first season with Vancouver, Benning signed a number of notable free agents including Ryan Miller and Radim Vrbata and orchestrated trades for Brandon Sutter, Brandon Prust, Luca Sbisa and Derek Dorsett. Prior to joining the Canucks, he spent eight seasons with the Boston Bruins. He joined the Bruins in July of 2006 as the Director of Player Personnel before being named Assistant General Manager July 14, 2007. In that position, he served as an advisor to General Manager Peter Chiarelli on all matters pertaining to player evaluation, trades and free agent signings, in addition to assisting the General Manager in overseeing all individuals in their specific duties for the Bruins.

Benning joined the Bruins after 12 seasons in the Buffalo Sabres organization including eight seasons as the team's Director of Amateur Scouting. In that position, he oversaw the club's scouting staff and led the team at the annual NHL Entry Draft, in addition to scouting prospects at the high school, college and junior hockey levels as well as in Europe.

A former defenceman, he was drafted by the Toronto Maple Leafs, sixth overall, in the 1981 NHL Entry Draft following a record setting season with the WHL Portland Winter Hawks. He set WHL records for most consecutive games with an assist (30) and point (45) as well as most points by a defenceman (111). Following his WHL career, Benning played nine seasons in the NHL with the Maple Leafs and Vancouver Canucks. He played one season in Italy before retiring as a player in 1992 and attended college for one year before joining the Anaheim organization as an amateur scout in 1993/94.

Jim and his family reside in Portland, OR, during the offseason.



VICTOR DE BONIS

VICTOR DE BONIS

CHIEF OPERATING OFFICER, ALTERNATE GOVERNOR, NHL

Born: May 17, 1966

Birthplace: Vancouver, BC

Residence: West Vancouver, BC

Family: Wife, Mary; Daughters, Valentina & Angelica; Son, Victor

Victor de Bonis is the Chief Operating Officer for Canucks Sports & Entertainment (CSE), and an Alternate Governor for the NHL. Working in partnership with President of Hockey Operations, Trevor Linden, Victor has primary responsibilities for all facets of business operations both strategically and tactically, while directing the Senior Leadership Team. CSE is considered one of the top sports and entertainment companies in North America, and employs more than 2,000 people.

Victor has supported some of the most significant corporate partnerships in club history, forging relationships with organizations to provide premium products and services for all events at Rogers Arena and for all programs associated with CSE. Through a number of innovative programs, a new hospitality program and ongoing venue enhancements at Rogers Arena, he has focused company-wide measures toward enhancing fan experience.

Victor graduated from the University of British Columbia and earned a Bachelor of Commerce Degree in 1989. Directly following graduation, he began his career at KPMG Chartered Accountants in the corporate audit division of the Vancouver branch. De Bonis served in this capacity for four years, auditing private and public companies in the Hospitality, Broadcasting, Mining, Healthcare and Manufacturing industries, before entering his final role with the organization: forensic accounting specialization. In 1992, he became a chartered accountant, and a member of the Institute of Chartered Accountants of British Columbia. Victor was elected to the Fellowship of Chartered Accountants in 2012.

Victor first joined the organization in 1994 as Corporate Controller. At that time, he was responsible for managing the public company's private placement and new 18,000 seat multi-purpose arena in downtown Vancouver (Rogers Arena, formerly General Motors Place). In his first two years, de Bonis managed the startup of the new arena and the Vancouver Grizzlies NBA franchise, who played their inaugural season in 1995/96. In 1998, de Bonis was appointed CFO, responsible for all business operations. He took on his current role in March 2007 and became Alternate Governor of the NHL in 2010.

In addition to his professional activities, de Bonis is actively involved with family and community affairs. He currently serves as Vice President on the Canucks for Kids Fund Board and is the Director to the board of Special Olympics British Columbia. Victor and his wife, Mary, have three children.



TRENT CARROLL
Executive Vice President,
Sales & Service



MICHAEL DOYLE
Executive Vice President &
Arena General Manager



TODD KOBUS
Vice President & CFO



CHRIS BRUMWELL
Vice President, Communications &
Community Partnerships



TC CARLING
Vice President, Hockey Administration,
Entertainment & Content



JEFF STIPEC
Vice President,
Hospitality & Event Operations



CHRIS GEAR
Vice President & General Counsel




HARVEY JONES
Vice President, Construction



MICHAEL COSENTINO
Vice President, Ticket & Suite Sales
& Service





CANUCKS



JOHN WEISBROD

JOHN WEISBROD ASSISTANT GENERAL MANAGER

Born: October 8, 1968

Birthplace: Syosset, NY

Residence: Vancouver, BC

Family: Wife, Susanne; Sons, Cullen and Colton; Daughter, Kirsten

John Weisbrod was named Assistant General Manager on August 4, 2015. Weisbrod first joined the Canucks as Vice President, Player Personnel on July 7, 2014. As Assistant General Manager, he works closely with Jim Benning and Trevor Linden on player personnel decisions, providing strategic direction to the professional and amateur scouting departments and supporting day-to-day team operations. He previously served as Assistant General Manager of Player Personnel with the Calgary Flames over a span of three seasons.

Prior to joining the Flames, Weisbrod was Director of Professional and Collegiate Scouting for the Boston Bruins from 2006 to 2011 and was a part of the Boston Bruins Stanley Cup championship team in 2011. He also served as a Professional Scout for the Dallas Stars during the 2005-06 season.

Weisbrod was General Manager and Director of Operations for the Albany River Rats winning the Calder Cup in 1993 and 1995. He also served as General Manager of the IHL's Orlando Solar Bears where he guided the team to a Turner Cup Championship in 2001.

Weisbrod was named President and Chief Operating Officer of RDV Sports (Orlando Magic & Solar Bears) in 2000 and became General Manager of the Orlando Magic of the National Basketball Association in 2004. He remained in that position until 2005.

Weisbrod played for Harvard from 1987 to 1991, highlighted by a NCAA Championship in 1989. He was selected in the 1987 NHL Draft by the Minnesota North Stars 73rd overall then acquired and signed by San Jose in 1991. Weisbrod retired following a shoulder replacement in 1993.



STAN SMYL

STAN SMYL SENIOR ADVISOR TO THE GENERAL MANAGER & DIRECTOR, PLAYER DEVELOPMENT

Born: January 28, 1958

Birthplace: Glendon, AB

Residence: West Vancouver, BC

Family: Wife, Jennifer; Son, Spencer; Daughters, Jilian and Natalie

Smyl has spent his entire professional hockey career with the Canucks organization and currently serves as Senior Advisor to the General Manager and Director, Player Development. In his role, Smyl works closely with General Manager, Jim Benning, on a number of initiatives in the hockey operations department, while continuing his responsibilities for scouting and evaluating the collegiate game in North America. Smyl began his career with the Canucks as a player, then coach and most recently worked in a player development capacity.

Smyl retired as a player on July 3, 1991, and was hired as a Canucks Assistant Coach on the same day. He served in the assistant capacity until June 18, 1999, when he was named Head Coach of Vancouver's top affiliate, the Syracuse Crunch (AHL). The 2000-01 season saw Smyl and the Canucks minor league team move to Kansas City (IHL), then to Manitoba (AHL) where Smyl was Head Coach for four seasons.

Often described as the "heart and soul" of the Canucks during his playing career, Smyl turned skeptics into believers by establishing team records for games played (896), goals (262), assists (411) and points (673) at the conclusion of his playing career. This combined with a feisty, hard-nosed style of play saw him lead Vancouver in goals (31), assists (47), points (78) and penalty minutes (204) in the 1979-80 season.

Three times named Canucks MVP, Smyl served the longest term as team captain (1982-90) in franchise history. He received the highest honour awarded by a club on Nov. 3, 1991 when the Canucks retired his No. 12 jersey, raising it to the rafters in the Canucks former home, the Pacific Coliseum.

TC CARLING

VICE PRESIDENT, HOCKEY ADMINISTRATION, ENTERTAINMENT AND CONTENT

Born: September 2, 1975

Birthplace: Victoria, BC

Residence: North Vancouver, BC

Family: Wife, Tamsin; Daughter, Elsa

TC Carling enters his 17th season with the Vancouver Canucks and second season as Vice President, Hockey Administration, Entertainment and Content. In his role, Carling oversees the human performance, medical, strength & conditioning, equipment and team services departments. He also provides the strategic leadership for the game entertainment and content teams.

Carling re-joined Canucks Sports & Entertainment from the Canadian Men's Health Foundation where he acted as the Senior Vice-President, providing the communication, marketing and partnership branding strategy for the organization as it evolved from a provincial to national institution.

Carling previously served as Vice President, Communications and Community Relations. He was responsible for developing and implementing corporate communication strategies across all Canucks Sports & Entertainment and Canucks for Kids Fund initiatives. In his role, TC was responsible for identifying and pursuing team and player strategies with broadcast, web site, Game Night Magazine and media outlets to leverage the Canucks brand in the community.

Carling began working for Canucks Sports & Entertainment in 1999 and has worked primarily in a media relations capacity, most recently serving as Director, Media Relations & Team Operations. TC has also worked with EA Sports and the Vancouver Grizzlies of the NBA.

A native of Victoria, BC, Carling graduated from the B.C.I.T. Radio Broadcasting Program in Burnaby, BC.



TC CARLING

CHRIS GEAR

VICE PRESIDENT AND GENERAL COUNSEL

Born: July 27, 1972

Birthplace: Montreal, QC

Residence: Richmond, BC

Family: Wife, Janeli; Sons, Brady and Devyn

Chris Gear has assumed an expanded role this season at CS&E, adding hockey operations responsibilities to his other legal and management duties as Vice President & General Counsel. Gear first joined the organization in July, 2010. In this expanded role, Gear works closely with Jonathan Wall, Director of Hockey Operations & Analytics, on the legal application of the NHL Collective Bargaining Agreement, salary cap management, player transactions and contracts.

In addition to his work with the hockey operations department, Gear is also responsible for overseeing all legal matters relating to the Canucks business and event operations. This includes sponsorship, broadcast, technology, event licensing and supplier negotiations. It also includes advising the organization on legal and contractual requirements as well as compliance and risk management matters.

Prior to joining the Canucks, Gear spent five years as Director and Senior Legal Counsel for the Vancouver Organizing Committee for the 2010 Olympic and Paralympic Winter Games (VANOC). Gear began his legal career at the Vancouver office of the law firm Blake, Cassels & Graydon LLP where he worked for six years after graduating from Queen's University with his Bachelor of Commerce in 1995 and LL.B. in 1998. While at Queen's, Gear was a CIS all-star receiver and team MVP with the Golden Gaels football team. His athletic pursuits are now confined to "beer league hockey" and coaching youth soccer.



CHRIS GEAR



JONATHAN WALL

JONATHAN WALL

DIRECTOR, HOCKEY OPERATIONS AND ANALYTICS

Born: October 13, 1974
Birthplace: Vancouver, BC
Residence: Vancouver, BC
Family: Wife, Sarah; Son, Jack; Daughter, Aliya

As the Director of Hockey Operations & Analytics, Jonathan Wall works with General Manager Jim Benning and Vice President and General Counsel Chris Gear, player development personnel and amateur and professional scouts on a variety of hockey operations tasks including salary cap analysis and planning, contract analysis, immigration, entry draft, free agency, college scouting, training and development camps as well as any special projects as directed by the General Manager.

Wall began his tenure with Canucks Sports & Entertainment in 1998 as the Scouting Information Coordinator. Previously, Wall worked for the Vancouver Voodoo roller hockey team in 1996.

Prior to his professional career, Wall worked with the University of British Columbia's Varsity Hockey Team as Team Manager while he completed his degree in Sports Management.



RYAN JOHNSON

RYAN JOHNSON

ASSISTANT DIRECTOR, PLAYER DEVELOPMENT

Born: June 14, 1976
Birthplace: Thunder Bay, ON
Residence: Nashville, TN

Ryan Johnson was named Assistant Director, Player Development on August 4, 2015 after two seasons as Player Development Consultant. A Canucks alumnus, Johnson played 120 games over two seasons in Vancouver (2008-09 and 2009-10). He continues to work with prospects and AHL players in Utica, supporting Head Coach Travis Green and liaising with General Manager, Jim Benning and John Weisbrod on Comets hockey operations.

Johnson played in 701 NHL games over the span of 13 seasons with the Vancouver Canucks, Florida Panthers, Tampa Bay Lightning, St. Louis Blues and Chicago Blackhawks. He amassed 122 career points (38-83-122) and 250 penalty minutes during the regular season. The Thunder, Bay Ontario native added another five points (1-4-5) and 12 penalty minutes in 29 career NHL playoff games.

Prior to his NHL career, Johnson spent two years at the University of North Dakota where he collected 47 points (8-39-47) in 59 games played. He was drafted 36th overall in the second round by the Florida Panthers in the 1994 NHL Entry Draft.



DAN CLOUTIER

DAN CLOUTIER

GOALTENDING CONSULTANT, PLAYER DEVELOPMENT

Born: April 22, 1976
Birthplace: Mont-Laurier, QC
Residence: Oakville, ON
Family: Wife, Nikki; Two Children

Dan Cloutier enters his fourth season with the Canucks after being named Goaltending Consultant, Player Development on September 25, 2012. His responsibilities include working with Canucks goaltenders throughout the organization, focusing primarily on minor-league, junior, and college prospects in the system. Cloutier joined the Canucks from the Barrie Colts, where he most recently served as goaltending consultant during the 2010-11 season.

The Mont-Laurier, Quebec native was a member of the Vancouver Canucks, New York Rangers, Tampa Bay Lightning and Los Angeles Kings over the span of a 10-year playing career in the National Hockey League. Cloutier posted a record of 139-142-33, 15 shutouts and a 2.77 goals against average.

In his five seasons with the Canucks, Cloutier appeared in 208 games with a record of 109-68-23, 14 shutouts and a 2.42 goals against average. He ranks fourth in franchise history for saves (4,668), third for shutouts (14), fourth for wins (109) and fourth for games played (208). Cloutier also appeared in 25 playoff games, posting a record of 10-13 and a 3.31 goals against average. He retired in 2009/10 due to chronic hip injuries.

On the international stage, Cloutier won a gold medal at the 1995 World Junior Championship. Cloutier was originally drafted 26th overall by the New York Rangers in the 1994 NHL Entry Draft.

WILLIE DESJARDINS

HEAD COACH

Born: February 11, 1957**Birthplace:** Climax, SK**Residence:** Vancouver, BC**Family:** Wife, Rhonda; Sons, Brayden & Jayce; Daughter, Sheehan

Willie Desjardins became the 18th Head Coach in Vancouver Canucks history on June 23, 2014 and he begins his second season in that role. In his first season behind an NHL bench, Desjardins led the team to a 48-29-5 record (101 points) en route to the second-highest point total in the Pacific division. The 2014-15 season marked the fifth highest win total in franchise history.

Since the inception of the shootout, Desjardins has posted the third best record for an NHL coach in his rookie year. He also posted the second most wins by a Canucks coach in his first season with the team; Alain Vigneault collected 49 in 2006-07.


Desjardins joined the Canucks organization from the Texas Stars of the American Hockey League, where he led the Stars to a Calder Cup Championship in 2014.

Desjardins served as Head Coach of the Texas Stars for two seasons compiling a 91-40-21 (.667) regular season record in 152 AHL games. He was awarded the Louis A. R. Pieri Award as the AHL's Coach of the Year in 2013, his first season with Texas. Desjardins' second season with Texas produced a regular season record of 48-18-10 (.697) and a 15-6 playoff record culminating in the Stars first Calder Cup Championship. Desjardins began his four year tenure with the Stars organization as an Associate Coach with Dallas before serving as Head Coach of their AHL affiliate.

From 2002 to 2010 Desjardins was Head Coach of the Medicine Hat Tigers of the WHL adding the role of General Manager in 2005. Desjardins twice led the Tigers to Western Hockey League championships winning the President's Cup in the 2003-04 and 2006-07 seasons. In two Memorial Cup berths Desjardins' Tigers advanced to the Finals once in 2007. Desjardins was awarded the Dunc McCallum Memorial Trophy as the WHL's Coach of the Year for the 2005-06 season. He was also honoured by the Canadian Hockey League and presented with the Brian Kilrea Coach of the Year Award that same season. Desjardins' first WHL Head Coaching role was with the Saskatoon Blades in the 1997-98 season.

Internationally, Desjardins has represented Canada as Head Coach in 2010 (silver) and Assistant Coach in 2009 (gold) at the World Junior Championships. He was Assistant Coach for the Canadian national men's team when Canada finished fourth at the at the 1999 IIHF World Championship in Norway.

Desjardins played major junior hockey for the Lethbridge Broncos of the Western Hockey League from 1974 through 1977. He won the 1982-83 Major W.J. "Danny" McLeod Award as the University Cup Tournament MVP, selected by members of the CIS Men's Hockey Coaches Association.



WILLIE DESJARDINS

WILLIE DESJARDIN'S HEAD COACHING CAREER

SEASON	TEAM	LEAGUE	GC	W	L	T	OT	PCT
1997-98	Saskatoon	WHL	39	10	23	6	0	.333
2002-03	Medicine Hat	WHL	72	29	34	2	7	.465
2003-04	Medicine Hat	WHL	72	40	20	9	3	.639
2004-05	Medicine Hat	WHL	72	45	21	4	2	.667
2005-06	Medicine Hat	WHL	72	47	16	0	9	.715
2006-07	Medicine Hat	WHL	72	52	17	0	3	.743
2007-08	Medicine Hat	WHL	72	43	22	0	7	.646
2008-09	Medicine Hat	WHL	72	36	29	0	7	.549
2009-10	Medicine Hat	WHL	72	41	23	0	8	.625
2012-13	Texas	AHL	76	43	22	0	11	.638
2013-14	Texas	AHL	76	48	18	0	10	.697
2014-15	Vancouver	NHL	82	48	29	0	5	.616
VANCOUVER/NHL TOTALS			82	48	29	0	5	.616



DOUG LIDSTER

DOUG LIDSTER ASSISTANT COACH

Born: October 18, 1960
Birthplace: Kamloops, BC
Residence: Vancouver, BC
Family: Wife, Joanne; Sons, Ryan and Colin; Daughter, Brianna

Doug Lidster enters his second season as Assistant Coach after being named to the post on July 7, 2014. He joined the Canucks from the Texas Stars of the American Hockey League where he, alongside Canucks Head Coach Willie Desjardins, led the team to the 2014 Calder Cup Championship. He served as an Assistant Coach with Texas since 2012.

Prior to joining the Stars, he served as the Assistant Coach for the Canadian Women's National Hockey team from 2008 to 2010, where he helped guide Team Canada to the 2010 Olympic Gold Medal, the 2009 4 Nations Cup Championship, the 2010 MLP Cup Championship and a silver medal at the 2009 IIHF World Women's Championship. He was also an assistant coach for the Women's National Hockey team in 2003.04, helping them win gold at the 2004 IIHF World Women's Championship and silver at the 2003 4 Nations Cup.

As a player, Lidster appeared in 897 career games over 16 seasons with Vancouver, the New York Rangers, St. Louis, and Dallas, recording 343 points (75-268-343) and 679 penalty minutes. He played in a total of 80 Stanley Cup playoff games and won two Stanley Cups, with the Rangers in 1994 and the Stars in 1999. Originally selected by the Vancouver Canucks in the seventh round (133rd overall) of the 1980 NHL Entry Draft, Lidster made his National Hockey League debut with Vancouver during the 1983.84 season. Lidster also played 145 career games with Colorado College over four seasons recording 174 points (56 goals, 118 assists).

Internationally, Lidster has also represented the Canadian Men's National Team as both a player and a coach. He played for Team Canada in the 1984 Winter Olympics and in three IIHF World Championships, winning silver in 1985 and 1991. He was a player/assistant coach for Team Canada in 1998.99 and an assistant coach in 2003 helping coach the team to the 2003 Spengler Cup Championship.

Lidster began his coaching career as an Assistant Coach with the Medicine Hat Tigers of the WHL in 2002.03. He was then named head coach of the Ontario Hockey League's Saginaw Spirit during 2004.05 and was the coaching director for the Victory Honda AAA hockey program in Plymouth, Michigan from 2005 to 2009.



GLEN GULUTZAN

GLEN GULUTZAN ASSISTANT COACH

Born: August 12, 1971
Birthplace: Hudson Bay, SK
Residence: White Rock, BC
Family: Wife, Nicole; Son, Landen; Daughters, Emma, Brielle, Grace

Glen Gulutzan enters his third season as Assistant Coach after joining the club on July 23, 2013. Gulutzan joined the Canucks after serving two seasons as Head Coach of the Dallas Stars where he built a record of 64-57-9 through 130 games.

Gulutzan was Head Coach of Dallas' AHL affiliate Texas Stars for two seasons before his Head Coaching appointment with the NHL club. In his first season with Texas, Gulutzan guided the club to a berth in the AHL Calder Cup Finals.

Before joining the Stars organization, Gulutzan served as General Manager and Head Coach of the ECHL's Las Vegas Wranglers from 2003 to 2009. He compiled a record of 254-124-55 and collected 100-plus points in three consecutive seasons from 2005 to 2008; a first for any team in the 21-year history of the ECHL. Gulutzan took the Wranglers to the Kelly Cup Finals in 2008 and to the Conference Finals in 2009. In 2005.06, Gulutzan was recognized as the ECHL Coach of the Year. He led Las Vegas to the playoffs in five of six seasons, including their expansion season (2003.04) when the team finished 43-22-7 with 93 points. The three-time ECHL All-Star Game coach led the Wranglers to the division title in back-to-back seasons in 2006.07 and 2007.08.

Gulutzan played professionally in Finland and Sweden before joining the Fresno Falcons of the West Coast Hockey League in 1996.97 and setting a team record with 80 assists and 110 points in 60 games. He spent six seasons with Fresno, including the last four as player/assistant coach from 1999-2003.

Gulutzan holds a Bachelor's degree in Education from the University of Saskatchewan. He graduated with a major in Kinesiology and minor in Mathematics.

PERRY PEARN

ASSISTANT COACH

Born: June 6, 1951

Birthplace: Stettler, AB

Residence: Vancouver, BC

Family: Daughters, Alexis, Lacey & Kristy; Son, Daryl

Perry Pearn enters his second season as Assistant Coach after being named to the post on August 6, 2014. Pearn has been an Assistant Coach in the National Hockey League for the past 20 seasons with the Ottawa Senators, New York Rangers, Montreal Canadiens, and Winnipeg Jets. Most recently, Pearn spent two seasons as an Assistant Coach with the Winnipeg Jets. Prior to that, Pearn was as an Assistant Coach with the Montreal Canadiens from 2009 to 2011, Assistant Coach with the New York Rangers from 2005 to 2009, and Assistant Coach with the Ottawa Senators from 1996 to 2004. His NHL coaching career began in 1995-96 as an Assistant Coach with the Winnipeg Jets.

Internationally, the Stettler, Alberta native has represented Canada as Head Coach in 1993 (gold) and Assistant Coach in 1990 (gold) and 1991 (gold) at the World Junior Championships. Pearn began his international coaching career in 1986 as an Assistant Coach for Team Canada's Under-18 team.

From 1978 to 1993, Pearn served as the Head Coach of the Northern Alberta Institute of Technology (NAIT) of the Canadian College Athletic Association. He led NAIT to six CCHA National Championships and was voted CCHA Coach of the Year in 1983-84 and earned provincial Coach of the Year honours on five occasions.



PERRY PEARN

ROLAND MELANSON

GOALTENDING COACH

Born: June 28, 1960

Birthplace: Moncton, NB

Residence: Vancouver, BC

Family: Sons, Mathieu & Benoit

Roland Melanson enters his fifth season with the Canucks organization after being named Goaltending Coach on June 22, 2010. Melanson joined the Canucks after working as an Assistant Coach with the Montreal Canadiens from 1997 to 2009. Prior to this tenure with the Canadiens, Melanson was an Assistant Coach and Goaltending Coach for the QMJHL Moncton Wildcats from 1995 to 1997, following a two-year association with the St. John Flames of the American Hockey League as goaltending consultant (1993 to 1995).

The first New Brunswick-born goaltender to play in the NHL, Melanson logged 12 seasons in the League with the New York Islanders, Minnesota North Stars, New York Rangers, Los Angeles Kings, New Jersey Devils and Montreal Canadiens. Melanson's impressive career is highlighted by three Stanley Cup championships (1981, 1982 and 1983), the William M. Jennings Trophy and an NHL Second All-Star Team selection both in the 1982-83 season. Melanson posted a career record of 129-106-33 and six shutouts in the NHL.



ROLAND MELANSON



BEN COOPER

BEN COOPER

VIDEO COACH


Born: April 18, 1977

Birthplace: Vancouver, BC

Residence: Vancouver, BC

Ben Cooper enters his second season with the Canucks after being named Video Coach on August 5, 2014. Cooper joined the Canucks from the BWC Hockey Academy Prep Under 18 team where he served as Head Coach. Prior to joining the BWC Hockey Academy, Cooper served in a number of coaching capacities, including Head Coach for the Okanagan Hockey Academy Varsity Team, Assistant Coach for the WHL Victoria Royals, Assistant Coach for the SAIT Trojans, and Video Coach for the AHL Toronto Marlies.

The Vancouver, British Columbia, native has served as Hockey Canada's Manager of Men's National Team Video from 2008 to 2011. His experience with Hockey Canada includes three years as Video Coach for the national junior program, two years as the Ivan Hlinka U-18 Memorial Tournament team Video Coach as well as two years as Video Coach for the World Championship Men's Teams. Cooper also served as Video Manager of the 2010 Olympic gold-medal winning Canadian Men's team.



GLENN CARNEGIE

GLENN CARNEGIE

SKILL COACH

Born: August 30, 1973

Birthplace: Winnipeg, MB

Residence: Vancouver, BC

Family: Daughter, Dani-Lynne

Glenn Carnegie enters his sixth season as Vancouver Canucks Skill Coach. His responsibilities include working on-ice with players and prospects at the NHL and minor league level to continue to develop fundamental hockey skills. Carnegie assists in the conditioning, recovery and nutrition of all players within the organization.

Prior to joining the Canucks, Carnegie worked as Strength and Conditioning Coach with the Manitoba Moose (formerly of the American Hockey League), where he was responsible for hockey specific training, off-season conditioning and on-ice sessions with injured players.

Carnegie grew up playing hockey in the AA, AAA and junior system in Manitoba and played professionally in Germany. He received his degree in Exercise and Sport Science from the University of Manitoba and is Certified Strength and Conditioning Coach through the National Strength and Conditioning Association. He also volunteers and sits on the board of the Believe in the Goal foundation, which raises money for cancer research.

PAT O'NEILL

EQUIPMENT MANAGER

Pat O'Neill joined the Vancouver Canucks in 1988 and enters his 28th season with the hockey club. Prior to joining the Canucks, O'Neill spent eight seasons as Equipment Manager with the Winnipeg Jets. At the international level, O'Neill has worked with Team Canada several times, most recently at the 2010 Winter Olympic Games in Vancouver, where he helped Canada win gold. O'Neill also worked for Team Canada at the 2004 and 1990 World Championships in addition to the 1996 World Cup. O'Neill has worked in two NHL All-Star Games, 1988 and 1992. On November 14, 2014 O'Neill celebrated a significant career milestone, working his 2,500th NHL game versus the Arizona Coyotes. O'Neill became the first recipient of the Larry Ashley Award on July 4, 1996, which honours the trainer or equipment manager who best exemplifies the character and commitment to excellence exemplified by Ashley throughout his career. O'Neill is an Executive Board Member of the Society of Professional Hockey Equipment Managers (SPHEM). He has two daughters: Brooklyn and Faith.



PAT O'NEILL

BRIAN HAMILTON

ASSISTANT EQUIPMENT MANAGER

Brian "Red" Hamilton has been a member of the Vancouver Canucks training staff for over 10 years and enter his second season as Assistant Equipment Manager. Initially working as a Dressing Room Attendant, Hamilton served as Equipment Assistant for the past eleven seasons. Prior to joining the Canucks, Red worked 13 seasons with the BC Lions of the Canadian Football League from 1989 to 2001. His tenure with the Lions included two Grey Cup Championships in 1994 and 2000. Red is also currently a member of SPHEM. Red lives in Langley, BC, with his wife Corine and daughter Ashley.




BRIAN HAMILTON

MAC STEWART

TRAINER'S ASSISTANT


Mac Stewart enters his first season with the Vancouver Canucks after serving as Head Equipment Manager for the Toronto Marlies during the 2014/15 season. Stewart worked in the same capacity with the Sault Ste. Marie Greyhounds the previous two seasons. He joined the Greyhounds from the Vancouver Giants organization where he spent parts of 11 seasons, which included a Memorial Cup Championship in 2007.



MAC STEWART




FERDIE DE GUZMAN
Game Dressing Room Attendant



RON SHUTE
Game Dressing Room Attendant



JOHN JUKICH
Game Dressing Room Attendant



TREVOR PENROSE
Game Dressing Room Attendant



DR. RICK CELEBRINI

DR. RICK CELEBRINI

DIRECTOR, REHABILITATION

Born: October 16, 1967

Birthplace: Burnaby, BC

Residence: North Vancouver, BC

Family: Wife, Robyn; Sons, Aiden, Macklin, & RJ; daughter, Charlie

Doctor Rick Celebrini enters his first season as the Canucks Director, Rehabilitation after joining the team as a consultant to the Human Performance department in September 2014. In this role, Rick leads the Human Performance team and oversees injury prevention and rehabilitation protocols.

Rick is internationally-recognized as one of North America's leading sport and orthopedic physiotherapists and works with all players in the system in all aspects of injury management and prevention. With decades of experience in injury prevention, epidemiology of injury risk factors and performance enhancement, Rick oversees the development of proactive strategies to minimize the risk of injuries, preparing players for a demanding season as well

as delivering expeditious solutions for when returning from injury.

Rick is co-founder and partner in the Fortius Institute and senior member in the leadership team behind Fortius Sport & Health. He is also Head of Sports Medicine and Science for Vancouver Whitecaps FC. As a therapist and consultant, Rick has worked extensively in the sports industry with the Canadian Alpine Ski Team, Canadian Soccer Association, the NFL's Seattle Seahawks, the NBA's Dallas Mavericks, and the NHL Players' Association. He has also worked with dozens of high-profile professional and Olympic athletes, including two-time NBA Most Valuable Player Steve Nash.

In 2010, Rick occupied the prestigious role of chief physical therapist at the Vancouver Winter Olympics and was the manager of medical services for the Vancouver Organizing Committee for the 2010 Olympic and Paralympic Winter Games (VANOC). In 2011, he received his PhD in rehabilitation sciences from the faculty of medicine at UBC. Rick graduated with a degree in physical therapy education from UBC in 1992.

Prior to pursuing a career in sports medicine, Rick had a distinguished professional soccer career which included four seasons as a defender for Whitecaps FC from 1992 to 1995, including the last two as captain, when the club was then known as Vancouver 86ers. He also played two seasons with Edmonton Brick Men of the Canadian Soccer League and represented Canada during the 1987 FIFA U-20 World Cup. Rick also played Canadian college and university soccer with Capilano University and UBC.



ROGER TAKAHASHI

ROGER TAKAHASHI

STRENGTH & CONDITIONING COACH

Born: September 14, 1967

Birthplace: Kamloops, BC

Residence: Langley, BC

Family: Wife, Cara; Sons, Sami, Max, Calvin & Henry

Roger Takahashi enters his 13th season as the Canucks Strength and Conditioning Coach after joining the team in May 2003. His responsibilities include specialized hockey conditioning and nutrition programs in-season and off-season, as well as recovery programs for injured players to ensure they return to the Canucks line-up in top physical condition. In addition to training Canucks players, Takahashi is also responsible for overseeing the Canucks minor league affiliate, the Utica Comets and the club's young prospects providing training skills, nutrition education and preparation at the elite NHL level. He is also responsible for overseeing sport science initiatives within the Human Performance Department.

Takahashi graduated from the University of Waterloo with a Bachelor of Science in Science in 1989 and a Bachelor of Science in Honours Kinesiology in 1991. He has written articles and given talks regarding injury prevention as well as sports training and has lectured at the university level at both Simon Fraser University and the University of British Columbia. He is actively involved in the Canucks Centre for BC Hockey programs as well as being the Past-President of the Strength and Conditioning Association of Professional Hockey.

Takahashi was born and raised in Kamloops and now resides in Langley with his wife, four sons and their dogs. He is a member of the British Columbia Association of Kinesiologists, the Sports Medicine Council of British Columbia, the American Optometric Association Sports Vision Section, and the National Strength and Conditioning Association as a Certified Strength and Conditioning Specialist.

JON SANDERSON

HEAD ATHLETIC THERAPIST

Jon Sanderson enters his 16th year with the Vancouver Canucks Medical Staff and first as Head Athletic Therapist. His previous experience includes working for the BC Lions of the Canadian Football League. In 2006, Sanderson was a member of the Team Canada medical staff at the Winter Olympic Games in Torino, Italy. Sanderson graduated from Sheridan College in Oakville, Ontario, and the West Coast College of Massage Therapy in Vancouver. He is a certified member of the National Athletic Trainers Association, the Canadian Athletic Therapy Association, Professional Hockey Athletic Trainers Society and a Registered Massage Therapist. Jon lives in Port Coquitlam, BC, with his wife Catherine, daughter Kate, son Cooper.



DAVE ZARN

ASSISTANT ATHLETIC THERAPIST

Dave Zarn begins his seventh year with the Vancouver Canucks Medical Staff after three seasons as Head Athletic Therapist & Strength and Conditioning Coach with the Victoria Salmon Kings formerly of the East Coast Hockey League. Zarn worked in the same capacity with the Okanagan Hockey School/Hockey Academy for three years prior to joining the Salmon Kings. A University of Manitoba graduate, Zarn is a certified member of the Canadian Athletic Therapy Association with Corrective Exercise Specialist training from the National Academy of Sports Medicine. Dave lives in Vancouver, BC, with his wife Jaime and daughters Tayana and Brinley.





ERIC RENAGHAN

ERIC RENAGHAN

ASSISTANT STRENGTH AND CONDITIONING COACH

Born: October 26, 1978

Birthplace: Redwood City, CA

Residence: Vancouver, BC

Family: Wife, Katie; Daughter, Bryndy; Son, Jack

Eric Renaghan enters his third season as the Canucks Assistant Strength and Conditioning Coach after joining the team in October 2013. His responsibilities include specialized hockey conditioning, force plate testing and analysis and nutrition programs in-season and off-season, as well as return to play programs for injured players to ensure they return to the Canucks line-up in top physical condition.

Eric graduated from San Jose State University with a Bachelor of Science in Kinesiology. Prior to his current position with the Canucks, Eric held the same position for three seasons with the San Jose Sharks.



BRYAN MARSHALL

BRYAN MARSHALL

STRENGTH AND CONDITIONING COACH-PROSPECTS

Born: August 30, 1984

Birthplace: Scarborough, ON

Residence: Toronto, ON

Bryan Marshall rejoined the Canucks Human Performance department this season after spending the 2014/15 campaign with the Toronto Marlies of the American Hockey League as their head strength & conditioning coach. In his current role, Marshall works closely with Roger Takahashi in developing training programs at the prospect level. Marshall consults with, advises and supports Canucks prospects in their physical preparation for professional hockey.


Marshall has worked closely with amateur and professional athletes, from the NHL, NFL, CFL, as well as the CIS while he attended the University of Western Ontario. Marshall has also created his own successful nutritional supplement line and opened an elite training facility in Toronto. Marshall previously served as a consultant with the Canucks from 2008-2014.

A member of the Canadian National Weightlifting Team, Marshall was an 8-time provincial champion in Ontario and still holds records in the sport for his weight class.

MEDICAL STAFF




DR. BILL REGAN
Team Physician



DR. MIKE WILKINSON
Team Physician



DR. ALAN R. BOYCO
Team Optometrist



DR. GLENN CASHMAN
Team Chiropractor



DR. KEITH LIM
Team Dentist

JUDD BRACKETT

DIRECTOR, AMATEUR SCOUTING

Born: February 7, 1977

Birthplace: Cape Cod, MA

Residence: Cape Cod, MA

Family: Wife, Lucie; Children, Mae, Pierce and Deacon

Judd Brackett served seven years as an Amateur Scout in the Canucks organization prior to being named Director of Amateur Scouting on August 4, 2015. In his current role, Brackett oversees the amateur scouting staff, leading the department and supporting the player evaluations of regional scouts.

Prior to joining the Canucks, Brackett served as Head Scout and Vice President of Player Personnel for the Indiana Ice of the USHL, where he captured two Clark Cups while with the team. He began his scouting career as a scout for the Gatineau Olympiques of the QMJHL during the 2005.06 season. His tenure with the Olympiques included a Presidents Cup in 2008.

A native of Cape Cod, Massachusetts, Brackett played one season in net for Northeastern University in 1996.97 where he was selected to the Hockey East All-Academic Team. He also played three years at Connecticut College from 1997 to 2000, where he was a two-time recipient of the Duncan Dayton Award. He also played one season for CG Puigcerda of the Liga Nacional League.



JUDD BRACKETT

RON DELORME

CHIEF AMATEUR SCOUT

Born: September 3, 1955

Birthplace: North Battleford, SK

Residence: Vancouver, BC

Family: Wife, Joan; Son, Blair; Daughter, Leah

Ron Delorme is one of the longest serving members of the Vancouver Canucks. With over 20 years of scouting experience and 210 games played at right wing, Delorme has been a member of the Canucks in some capacity since 1981. He was named Chief Amateur Scout in August 2000.

Delorme was originally drafted by Denver in the 1975 WHA Amateur Draft. His rights were then transferred to the Colorado Rockies in July 1976, after the franchise relocated to the NHL. He played in 314 games for the Rockies from 1976.77 to 1980.81 before he was claimed by Vancouver in the NHL waiver draft in October 1981. Delorme played a large role in the Canucks run to the Stanley Cup Final in 1982 and is probably best remembered by Vancouver fans for his inspirational fight versus Chicago's Grant Mulvey in the Campbell Conference Final.

Delorme played four seasons for the Canucks from 1981.82 to 1984.85, recording 37 points (17-20-37) and 383 penalty minutes in 210 games before a knee injury forced his retirement in 1985. In 524 career NHL games, Delorme recorded 166 points (83-83-166) and 667 penalty minutes.



RON DELORME



THOMAS GRADIN ASSOCIATE CHIEF AMATEUR SCOUT

Born: February 18, 1956

Birthplace: Solleftea, Sweden

Residence: Vancouver, BC

Family: Wife, Cathie; Son, Adam; Daughters, Linda & Therese

Thomas Gradin was named Associate Chief Amateur Scout after serving 15 years in a scouting capacity with the Canucks. Gradin began scouting for Vancouver as a part-time amateur scout during the 1990/91 season.

Gradin played eight seasons with Vancouver from 1978/79 to 1985/86 and recorded 593 points (209-384-593) in 677 career NHL games.

His final NHL season was spent with the Boston Bruins before Gradin returned to the Swedish Elite League, to play with AIK of Stockholm.

Gradin's playing career with the Canucks was highlighted by a number of achievements. One of the club's first European-born players, Gradin led the Canucks in scoring during the 1980/81 and 1981/82 seasons, was named an NHL All-Star in 1985 and most notably recorded 19 points (9-10-19) in 17 playoff games during Vancouver's Stanley Cup Final run in 1982. In 613 games as a member of the Canucks, Gradin scored 550 points (197-353-550) and ranks sixth on Vancouver's all-time scoring list entering the 2012/13 season. Gradin was originally drafted by the Chicago Blackhawks 45th overall in the 1976 NHL Amateur Draft.


PROFESSIONAL SCOUTS



AMATEUR SCOUTS



JONATHAN BATES
Amateur Scout



BRANDON BENNING
Amateur Scout



BRIAN CHAPMAN
Amateur Scout



SERGEI CHIBISOV
Amateur Scout



KEN COOK
Amateur Scout



LUCIEN DêBLOIS
Amateur Scout



TED HAMPSON
Amateur Scout



INGE HAMMARSTROM
Amateur Scout



TIM LENARDON
Amateur Scout



CHRIS MACDONALD
Amateur Scout



DAN PALANGO
Amateur Scout



WYATT SMITH
Amateur Scout



HAROLD SNEPSTS
Amateur Scout

PHOTO NOT AVAILABLE

MIKE ADDESA, Amateur Scout



ABOUT

The Canucks for Kids Fund dedicates resources to assist charities who support children's health and wellness, foster the development of grassroots hockey, and facilitate and encourage education in British Columbia.

Thanks to the generosity of fans, donors, players, employees and sponsor partners, the Canucks for Kids Fund (CFKF) has granted more than \$50 million to charities in British Columbia over the last 30 years.

The core beneficiaries – Canucks Autism Network (CAN), Canuck Place Children's Hospice and BC Children's Hospital Foundation – are providing vital resources and life-saving care to families all across this province.

In a few short years, CAN has become a leading organization that enhances the quality of life for families living with autism. Their mission is to provide year round, innovative and high quality sports, recreational, social and vocational programs for individuals and families living with autism. Additionally, CAN strives to build awareness and capacity through community networks across British Columbia.

Canuck Place Children's Hospice and the Canucks for Kids Fund have shared a significant bond over the history of the two organizations. Since opening its doors in 1995, the Canucks for Kids Fund has granted Canuck Place more than \$27 million. Canuck Place offers focused pediatric care for children with life-limiting conditions, as well as facilitated support for their families.

The relationship with BC Children's Hospital goes back to the formative years of the Canucks for Kids Fund. BC Children's Hospital treats the province's sickest and most seriously injured children, combining to help more than 72,000 patients a year. As BC's major treatment, teaching and research facility for child health, the importance of the hospital can be felt province-wide.

Board of Directors: Paolo Aquilini, President; Victor de Bonis, Vice President; Jamie Pitblado; Pamela Keith; Senator Larry Campbell; Dr. Paula Gordon; Johanna Sedin; Chris Brumwell

For more information on the Canucks for Kids Fund, please visit our website at canucks.com/cfkf.

GRANT RECIPIENTS

The Canucks for Kids Fund proudly supplied grants to the following recipients in the areas of health and wellness, grassroots hockey and education: Canucks Autism Network, Canuck Place Children's Hospice and BC Children's Hospital. Additional grant recipients include Arts Umbrella, Boys & Girls Club of South Coast BC, Britannia Hockey Academy, Canucks Family Education Centre, Fin's Friends Character Education Program, Canucks Centre for BC Hockey, Family Services of Greater Vancouver, KidSafe Project Society, PALS Autism Society, Canucks Power PLAY Health & Fitness Program, Rare Disease Foundation, Mindcheck.ca, Sarah McLachlan School of Music, Sedin Family Foundation and Templeton Secondary School Theatre Department.





EDUCATION

The Canucks for Kids Fund supports a variety of educational initiatives and programs and is dedicated to encouraging education in British Columbia. The Canucks have developed and implemented three in-school programs, which serve children of all ages across the province. Since being introduced in the fall of 2006, Fin's Friends Character Education Program has taught the basic elements of character education and social responsibility to over 100,000 primary students. In its fourth year, 'Power PLAY. Fitness. Nutrition. Fun.' emphasizes healthy eating and active living to more than 23,000 intermediate students; each year the first 75 schools to register for the program receive a free set of floor hockey equipment. The Canucks are also proud to support the Canucks Family Education Centre. For the past 13 years, the Centre has been positively impacting low literacy levels on Vancouver's east side by providing a coordinated, comprehensive, integrated services approach to family literacy and lifelong learning. The Canucks are also very active in the annual Raise A Reader Day, which raises funds and awareness for literacy programs around the province.

CANUCKS CENTRE FOR BC HOCKEY



Supported by the Canucks for Kids Fund and in partnership with BC Hockey, the Canucks Centre for BC Hockey is a direct link to over 60,000 minor hockey players throughout BC. The Centre is committed to creating opportunities for grassroots hockey players of all ages, levels and backgrounds by assisting in the development and recognition of female hockey, minor hockey initiation and the skill improvement of players and coaches. Each year, the Centre programs give minor hockey players, coaches and parents the opportunity to visit Rogers Arena and benefit from interaction with the Canucks players, coaching staff and administrators. Programs include Mini Minor Hockey, Every Kid's Dream, Minor Hockey Weekend, Canucks Female Jamboree and many more.

EVENTS



Dice & Ice Presented by Scotiabank

Dice & Ice, presented by Scotiabank, is the team's signature charitable event in support of the Canucks for Kids Fund. Dice & Ice features a funny money casino, silent and live auctions, and a gourmet three-course meal. Last year, the event raised more than \$560,000 net for the Canucks for Kids Fund.



Canucks For Kids Fund Telethon, Presented By Toyota

The Canucks for Kids Fund Telethon, presented by Toyota, is an annual radio and television telethon. During the 2014/15 NHL season, the CFKF Telethon raised more than \$630,000 through phone/online donations and fundraising events throughout the year. Wives and significant others of the players play a key role by answering phones on the celebrity panel located on the concourse of Rogers Arena during the game.





CANUCKS KIDS FUND SUPER SKILLS

POWERED BY ROGERS

Canucks SuperSkills

SuperSkills, powered by Rogers, is hosted each year at Rogers Arena and pits players against one another in fun events such as the Hardest Shot, Fastest Skater and more. Canucks players are joined on-ice by minor hockey players, who compete alongside the pros in the same skill categories. Last season, with the support of Canucks fans, SuperSkills raised more than \$160,000 net for the Canucks for Kids Fund and NHLPA Goals & Dreams Fund.

CANUCKS KIDS FUND JAKE MILFORD CANUCKS CHARITY INVITATIONAL

PRESENTED BY HomeLife

Jake Milford Canucks Charity Invitational, Presented by Endeavour Silver

The Canucks roster players and members of the Canucks Alumni participate in this charity golf tournament benefiting both the BC Hockey Benevolent Association (BCHBA) and the Canucks for Kids Fund. In its 32nd year, the "Jake" is proudly presented in Jake Milford's memory. In September 2014, the tournament raised more than \$177,000 net.

OTHER CANUCKS COMMUNITY PROGRAMS

The Vancouver Canucks and the Canucks for Kids Fund run a number of other community initiatives throughout the season, such as the Donations in Kind program and Tickets for Kids. These programs aim to provide children, who may not otherwise have a chance, the opportunity to attend games and to support the fundraising efforts of various charities across the province. The organization has also partnered with many significant charitable and developmental initiatives including work with mindcheck.ca.

50/50

Canucks for Kids Fund 50:50

With the generosity of our loyal fans and dedicated team of volunteers, the Canucks for Kids Fund 50:50 program is one of the most successful in the NHL. In 2014/15, the Canucks 50:50 program raised more than \$1,618,278 net.

**For more information about our work in the community,
please visit canucks.com/community.**



VANCOUVER CANUCKS ALUMNI



ABOUT

Despite the fact that the Vancouver Canucks didn't enter the NHL until 1970, the Vancouver Canucks Alumni group was conceived in 1952 by the Canucks of the Western Hockey League. The Alumni began with Hall of Famers Babe Pratt and Cyclone Taylor, who organized a benefit game for a local amateur player whose wife had become seriously ill. This eventually grew into the BC Hockey Benevolent Association (BCHBA), and more recently re-named the Vancouver Canucks Alumni Association—a registered non-profit society—designed to assist former players and their families who had fallen on hard times. Since that time, the Vancouver Canucks Alumni has expanded in membership and reach. Over the last five decades, the group has helped raise millions of dollars for charities throughout British Columbia through various events on and off the ice.

WHO ARE THE CANUCKS ALUMNI?

One of the largest and most active alumni groups in the National Hockey League Alumni Association, the Vancouver Canucks Alumni consists of

over 100 members living primarily in the Lower Mainland. The group is unique, in that not just former Vancouver Canucks players are members. The Canucks Alumni are proud to include former NHL players that never donned a Canucks jersey during their playing careers, such as Bill Ranford, Mark Lofthouse and Gary Nylund as well as those who have made a lasting difference in the success of the Vancouver Canucks franchise like Norm Jewison and the Hall of Fame broadcaster, Jim Robson.

Each year the Canucks Alumni travel throughout British Columbia to participate in charitable games and events. Along the way, they've delivered more than their fair share of pies-in-the-face, buckets of water thrown into the opposition benches, assorted mid-game goaltender exchanges and referee bribes as part of their on-ice antics. And they've also played some serious hockey. In exchange for their performances, the BCHBA receives expense money for travel or accommodation (if applicable) plus a modest stipend which goes directly into the scholarship maintenance program. All funds raised as the result of a Canuck Alumni event are left in the community to benefit minor hockey or other local causes.

CANUCK ALUMNI PARTNERSHIPS:

Over the six decades, the Canucks Alumni have forged ongoing partnerships with a number of community-based, charitable organizations and foundations such as The Boys & Girls Clubs of Metro Vancouver/South Coast BC, BC Cancer Society's "Camp Goodtimes," ALS Canada, Royal Columbian Hospital Foundation, Road Hockey Conquers Cancer, Hockey Helps the Homeless and The Canucks For Kids Fund including its core beneficiaries, Canucks Autism Network, Canuck Place Children's Hospice and BC Children's Hospital Foundation.

Donations to help support these local organizations and campaigns comes not only from the Alumni's fundraising appearances on the ice throughout the province, but from annual, Alumni-sponsored or participant events such as The Canuck Alumni Charity Golf Tournament, The Cyclone Taylor Golf Classic and The Jake Milford Invitational Golf Tournament, among others.

VANCOUVER CANUCKS ALUMNI ASSOCIATION

VANCOUVER CANUCKS ALUMNI ASSOCIATION SCHOLARSHIPS:

The Vancouver Canuck Alumni offer a number of scholarships each season to deserving students and minor hockey players in recognition of their academic achievement and commitment to school and community service. Together, Canuck Alumni Scholarship programs and initiatives have distributed more than \$500,000 to deserving students across Canada, enabling them to continue their studies while pursuing their interests in hockey or other athletic-related fields.

BCHL Scholarship Program

The first such scholarship program, started in the 1980's by the Canucks Alumni and guided through its first decades by the NHL Canucks' original captain, Orland Kurtenbach, has grown from providing four, annual, \$3,000 scholarships, to now enabling as many as nine young hockey players from the BC Hockey League to attend post-secondary institutions each year. The Scholarship Program, operated in partnership with the BCHL, is now chaired by former Canucks player—now NHL scout—Gerry O'Flaherty. To date, this program has awarded almost \$380,000 in scholarships to more than 48 BCHL graduates.

Larry Ashley Scholarship

The Canucks Alumni initiated the Larry Ashley Scholarship over 10 years ago. Ashley was a longtime athletic trainer of the NHL Canucks and passed away from cancer in 1995. Widely recognized as a leader in his field, Ashley's name now lives on via the Larry Ashley Scholarship Program. Last year the Vancouver Canucks Alumni and the Canadian Athletics Therapist Association (CATA) joined forces to provide scholarship funds of \$2,500 per year to academically qualified students pursuing post-secondary studies in the fields of sports medicine and/or athletic training.

Other scholarships offered through the Canucks Alumni include: Stan Smyl Scholarship, Orland Kurtenbach Scholarship, Pat Quinn Scholarship, Dennis Kearns Scholarship, Vancouver Canuck Alumni Association Scholarship, and Vancouver Canucks Community Service Bursary. More recently, the Canucks Alumni, in partnership with Crisis and Suicide Prevention Centre of British Columbia, have established the Rick Blight Scholarship Program.

VANCOUVER CANUCKS ALUMNI ASSOCIATION PRESIDENT

Gerry "Driller" Sillers was born and raised in Saskatoon where he played junior for the Blades with his longtime buddy Bobby Schmutz. He moved west to attend Simon Fraser University and turned pro with the Western League Canucks in 1968. He played four seasons with their AHL affiliate, the Rochester Americans, a team for which Don Cherry both played and coached. He also played briefly with Portland of the WHL. Following his playing career, he became an enthusiastic member of the Canucks Alumni organization and in 1989, became its President. Sillers will also be honoured with the 2015 "Keith McCreary 7th Man Award" by the NHLA for being someone in the hockey family who has made incredible contributions to the game, but has not played in the NHL.

Vancouver Canucks Alumni Association Board

Gerry Sillers (President), Bob Murray (Vice-President), Dave Cannon (Secretary/Treasurer), Kirk McLean, Chris Oddleifson, Dennis Kearns, Cliff Ronning, Jack McIlhargey, John Grisdale and Darcy Rota.

For more information on bringing the Alumni to your community, visit canucks.com/community or call the Canucks Centre for BC Hockey at 604.899.7770





PLAYERS

#47 SVEN BAERTSCHI

(SVEHN BEHR-chee)

CAREER STATS

MOST GOALS IN A GAME 2

APR. 11/15 vs EDM

MOST ASSISTS IN A GAME 2

TWICE—LATEST NOV. 13/14 vs ARI

MOST POINTS IN A GAME 2

FOUR TIMES—LATEST APR. 11/15 vs EDM: 2-0-2

HAT TRICKS 0

GAME-WINNING GOALS 0

POWER PLAY GOALS 1

NOV. 22/13 vs FLA

SHORTHANDED GOALS 0

OVERTIME POINTS 0-0-0

SHOOTOUT RECORD 0/2

0 GDG

PENALTY SHOT RECORD 0/0



REGULAR SEASON

PLAYOFFS

BAERTSCHI vs NHL

SEASON	CLUB	LEA	GP	G	A	PTS	PIM	GP	G	A	PTS	PIM
2008.09	Langenthal	SWISS	1	0	0	0	0	—	—	—	—	—
2009.10	Langenthal	SWISS	37	6	5	11	10	—	—	—	—	—
2010.11	Portland	WHL	66	34	51	85	74	21	10	17	27	16
2011.12	Calgary	NHL	5	3	0	3	4	—	—	—	—	—
	Abbotsford	AHL	32	10	16	26	16	—	—	—	—	—
	Portland	WHL	47	33	61	94	36	22	14	20	34	10
2012.13	Calgary	NHL	20	3	7	10	6	—	—	—	—	—
2013.14	Calgary	NHL	26	2	9	11	6	—	—	—	—	—
	Abbotsford	AHL	41	13	16	29	18	4	0	1	1	6
2014.15	Vancouver	NHL	3	2	0	2	4	2	0	0	0	0
	Calgary	NHL	15	0	4	4	6	—	—	—	—	—
	Adirondack	AHL	36	8	17	25	6	—	—	—	—	—
	Utica	AHL	15	7	8	15	4	16	6	7	13	4
VANCOUVER TOTALS			3	2	0	2	4	2	0	0	0	0
NHL TOTALS			69	10	20	30	26	2	0	0	0	0

TEAM	GP	G	A	PTS	PIM
Anaheim	6	0	1	1	2
Arizona	9	1	2	3	0
Boston	1	0	1	1	0
Chicago	3	0	0	0	0
Colorado	5	0	2	2	0
Columbus	2	0	1	1	0
Dallas	1	0	1	1	4
Detroit	2	0	1	1	0
Edmonton	6	3	2	5	2
Florida	2	1	0	1	0
Los Angeles	1	0	0	0	2
Minnesota	5	2	1	3	0
Montreal	2	1	0	1	0
Nashville	1	0	2	2	0
New Jersey	2	0	1	1	0
Ottawa	1	0	1	1	2
St. Louis	1	1	0	1	0
San Jose	6	1	1	2	4
Tampa Bay	1	0	0	0	0
Toronto	1	0	0	0	0
Vancouver	4	0	0	0	2
Washington	3	0	1	1	0
Winnipeg	4	0	2	2	8
Totals	69	10	20	30	26

NHL FIRSTS

First Game: Mar. 9/12 vs WPG
First Goal: Mar. 11/12 at MIN
First Assist: Feb. 28/13 at COL

STREAKS

Goals: 3 games Mar. 11-15/12: 3 goals
Points: 7 games Apr. 13-25/13: 3-6-9
Assists: 4 games Apr. 17-23/13: 5 assists

HONOURS

OHL All-Star: 2009
 CHL Top Prospects Game: 2009
 AHL All-Star: 2012

ACQUIRED

From Calgary in exchange for a 2015 second round draft selection on March 2, 2015.

PERSONAL

Enjoys playing video games in his spare time and lists Battlefield as one of his favourite titles...Favourite hockey memory was playing in his first NHL game.

CAREER HIGHLIGHTS

2014.15: Split the season between Vancouver (2-0-2 in 3 GP), Calgary (0-4-4 in 15 GP), Utica (7-8-15 in 15 GP) and Adirondack (8-17-25 in 36 GP)...Collected his first goal as a Canuck and established a career high for most goals in a game, Apr. 11 vs EDM...Appeared in his first game as a Canuck, Apr. 4 vs WPG...Acquired from the Calgary Flames in exchange for Vancouver's second round pick in the 2015 NHL Entry Draft, Mar. 2...Notched an assist, Feb. 2 vs WPG...Collected three assists over two consecutive games, Nov. 13-15...Made his season debut with the Flames, tallying two shots, Nov. 2 at MTL...Notched his first multi-goal game (2-0-0) as a Comet, Mar. 21 vs SYR...Recorded three assists over his first two games with Utica, Mar. 4-7...Notched a first career hat trick, Feb. 10 vs SYR...Played the first ten games of Adirondack's season and had three assists...Appeared in two playoff games for the Canucks...Notched a team-high eight goals and ranked tied for second on the team with 15 points in 21 2015 Calder Cup Playoff games...Recorded a natural hat trick in Game 3 of the AHL Western Conference Finals vs Grand Rapids. **2013.14:** Registered 11 points (2-9-11) in 26 games played for Calgary...Notched his first career powerplay goal, Nov. 22/13 vs FLA...Had a season-high three game assist streak, Nov. 14-18 (3 assists)...Registered 29 points (13-16-29) and 18 penalty minutes in 41 games with the Abbotsford Heat...Had a career-high 5 points (2-3-5), Apr. 4/14 vs RFD. **2012.13:** Played in 32 games with the Abbotsford Heat registering 26 points (10-16-26) and 16 PIM...Picked up his first NHL assist and first point of the season on Feb. 28...Scored his first goal of the season and added an assist for his first career multi-point game on Apr. 13...Netted his second goal in back-to-back games on Apr. 15...Had a career-high seven game point streak (3-4-7), Apr. 13-25 which tied the team-high for the season. **2011.12:** Played in 5 games for Calgary scoring 3 goals with 4 PIM...Made his NHL debut on Mar. 9 vs WPG and scored his first NHL goal on Mar. 11 vs MIN (Matt Hackett)...Played in 47 games for Portland in the WHL collecting 94 points (33-61-94) and 35 PIM...finished 10th in WHL scoring and 8th in assists... Appeared in 22 post season games scoring 14 goals and adding 20 assists for 34 points, which was the top scorer for WHL Playoffs...named WHL Player of the Week three times and named to WHL's Western Conference Second All-Star Team. **2010.11:** In his debut WHL season with Portland he had 85 points (34-51-85) and 74 PIM in 66 games...Led all WHL rookies in goals and points and finished 2nd for the Jim Piggott Memorial Trophy for Rookie of the Year. **2009.10:** Played in 37 games for SC Langenthal (Swiss 8) recording 11 points (6-5-11) and 10 PIM...Drafted 7th overall by Portland in the 2010 Canadian Hockey League Import Draft.

INTERNATIONAL

World Junior Championship: 2012, 2011

2014.15 GAME BY GAME

Oct. 8	vs VAN	MIN		
Oct. 9	@ EDM	MIN		
Oct. 11	@ STL	MIN		
Oct. 14	@ NSH	MIN		
Oct. 15	@ CHI	MIN		
Oct. 17	@ CBJ	MIN		
Oct. 19	@ WPG	MIN		
Oct. 21	vs TB	MIN		
Oct. 23	vs CAR	MIN		
Oct. 25	vs WSH	MIN		
Oct. 28	vs MTL	MIN		
Oct. 31	vs NSH	MIN		
Nov. 2	@ MTL	0-0	2/0	10:49
Nov. 4	@ WSH	0-0	1/-1	07:29
Nov. 6	@ TB	0-0	2/0	11:02
Nov. 8	@ FLA	0-0	1/-3	07:30
Nov. 10	@ CAR	DNP		
Nov. 13	vs ARI	0-2	1/1	10:12
Nov. 15	vs OTT	0-1	1/1	10:43
Nov. 18	vs ANA	0-0	0/-1	07:10
Nov. 20	vs CHI	0-0	0/-1	09:53
Nov. 22	vs NJ	0-0	0/0	06:35
Nov. 25	@ ANA	0-0	2/0	08:15
Nov. 26	@ SJ	0-0	0/0	09:24
Nov. 29	@ ARI	0-0	1/0	09:58
Dec. 2	vs ARI	0-0	0/0	08:44
Dec. 4	vs COL	0-0	0/0	07:29
Dec. 6	vs SJ	DNP		
Dec. 9	@ TOR	MIN		
Dec. 11	@ BUF	MIN		
Dec. 12	@ PIT	MIN		
Dec. 14	@ CHI	MIN		
Dec. 16	vs NYR	MIN		
Dec. 19	vs DAL	MIN		
Dec. 20	vs VAN	MIN		
Dec. 22	@ LA	MIN		
Dec. 27	vs EDM	MIN		
Dec. 29	vs LA	MIN		
Dec. 31	vs EDM	MIN		
Jan. 2	vs NYI	MIN		
Jan. 7	vs DET	MIN		
Jan. 9	vs FLA	MIN		
Jan. 10	@ VAN	MIN		
Jan. 15	@ ARI	MIN		
Jan. 17	@ SJ	MIN		
Jan. 19	@ LA	MIN		
Jan. 21	@ ANA	MIN		
Jan. 27	vs BUF	DNP		
Jan. 29	vs MIN	DNP		
Jan. 31	vs EDM	DNP		
Feb. 2	vs WPG	0-1	0/1	13:17
Feb. 4	vs SJ	DNP		
Feb. 6	vs PIT	MIN		
Feb. 9	@ SJ	MIN		
Feb. 12	@ LA	MIN		
Feb. 14	vs VAN	MIN		
Feb. 16	vs BOS	MIN		
Feb. 18	vs MIN	MIN		
Feb. 20	vs ANA	MIN		
Feb. 24	@ NYR	MIN		
Feb. 26	@ BUF	MIN		
Mar. 1	vs STL	MIN		
Traded to Vancouver				
Mar. 3	vs SJ	MIN		
Mar. 5	@ ARI	MIN		
Mar. 7	@ SJ	MIN		
Mar. 9	vs ANA	MIN		
Mar. 12	vs LA	MIN		
Mar. 14	vs TOR	MIN		
Mar. 17	vs PHI	MIN		
Mar. 19	vs CBJ	MIN		
Mar. 21	@ LA	MIN		
Mar. 22	@ ARI	MIN		
Mar. 24	vs WPG	MIN		
Mar. 26	vs COL	MIN		
Mar. 28	vs DAL	MIN		
Mar. 30	@ STL	MIN		
Mar. 31	@ NSH	MIN		
Apr. 4	@ WPG	0-0	1/-1	10:16
Apr. 6	vs LA	DNP		
Apr. 9	vs ARI	0-0	1/0	12:05
Apr. 11	vs EDM	2-0	2/1	13:45

#44

MATT BARTKOWSKI

(Matt bahrt-KOW-skee)

CAREER STATS

MOST GOALS IN A GAME 0

MOST ASSISTS IN A GAME 2

TWICE—LATEST NOV. 21/14 at CBJ

MOST POINTS IN A GAME 2

TWICE—LATEST NOV. 21/14 at CBJ; 0-2-2

HAT TRICKS 0

GAME-WINNING GOALS 0

POWER PLAY GOALS 0

SHORTHANDED GOALS 0

OVERTIME POINTS 0-0-0

SHOOTOUT RECORD 0/0

0 GDG

PENALTY SHOT RECORD 0/0

REGULAR SEASON

PLAYOFFS

BARTKOWSKI vs NHL

SEASON	CLUB	LEA	GP	G	A	PTS	PIM	GP	G	A	PTS	PIM
2006.07	Lincoln	USHL	57	3	6	9	95	3	0	0	0	2
2007.08	Lincoln	USHL	60	4	37	41	135	8	1	4	5	10
2008.09	Ohio	NCAA	41	5	15	20	46	—	—	—	—	—
2009.10	Ohio	NCAA	39	6	12	18	99	—	—	—	—	—
2010.11	Boston	NHL	6	0	0	0	4	—	—	—	—	—
	Providence	AHL	69	5	18	23	42	—	—	—	—	—
2011.12	Boston	NHL	3	0	0	0	0	—	—	—	—	—
	Providence	AHL	50	3	19	22	38	—	—	—	—	—
2012.13	Boston	NHL	11	0	2	2	6	7	1	1	2	4
	Providence	AHL	56	3	21	24	56	5	0	5	5	4
2013.14	Boston	NHL	64	0	18	18	30	8	0	1	1	10
2014.15	Boston	NHL	47	0	4	4	37	—	—	—	—	—
NHL TOTALS			131	0	24	24	77	15	1	2	3	14

TEAM	GP	G	A	PTS	PIM
Anaheim	3	0	0	0	0
Arizona	3	0	0	0	4
Buffalo	8	0	2	2	22
Calgary	4	0	0	0	6
Carolina	8	0	2	2	0
Chicago	4	0	1	1	6
Colorado	2	0	0	0	0
Columbus	4	0	2	2	6
Dallas	1	0	0	0	0
Detroit	5	0	1	1	0
Edmonton	3	0	1	1	2
Florida	7	0	2	2	0
Los Angeles	3	0	0	0	2
Minnesota	3	0	1	1	0
Montreal	7	0	1	1	2
Nashville	2	0	2	2	0
New Jersey	4	0	0	0	0
NY Islanders	6	0	0	0	4
NY Rangers	3	0	1	1	5
Ottawa	7	0	3	3	0
Philadelphia	5	0	1	1	2
Pittsburgh	8	0	0	0	4
St. Louis	4	0	1	1	4
San Jose	3	0	0	0	0
Tampa Bay	5	0	1	1	2
Toronto	8	0	1	1	4
Vancouver	3	0	0	0	0
Washington	4	0	1	1	2
Winnipeg	4	0	0	0	0

Totals 131 0 24 24 77

NHL FIRSTS

First Game: Jan. 10/11 at PIT
First Assist: Mar. 31/13 at BUF

HONOURS

Best Defenceman (Providence): 2011
 CCHA's All-Rookie Team: 2009
 Ohio State University Most Valuable Freshman and Best Defensive Player: 2009
 USHL First Team All-League and All-Star honors: 2008

ACQUIRED

Signed as a free agent by Vancouver on July 1, 2015

PERSONAL

Decided to try hockey after watching Mario Lemieux play when he was a child growing up in Pittsburgh...Favourite player growing up was Scott Stevens...Favourite movie is Happy Gilmore...Favourite type of music is country.

CAREER HIGHLIGHTS

2014.15: Registered four assists (0-4-4) and 37 penalty minutes in 47 games in his second full season with the Boston Bruins...Recorded an assist, Dec. 23 vs NSH...Appeared in his 100th NHL game Dec. 21 vs BUF...Logged a season-high 21:21 TOI, Nov. 22 vs MTL...Notched at least a point in consecutive games for the first time in his career, recording three assists over two games, Nov. 18-21. **2013.14:** Played his first full NHL season with career season highs in games, assists and points...Had one multiple-point game, a two-assist effort on Nov. 15 at Ottawa which was a career-high for assists and points in a game...Was a +4 on Mar. 2 vs. NY Rangers...Had one assist in eight post-season games, recorded May 10 in game five vs. Montreal. **2012.13:** Spent most of the season in Providence/AHL where he had 3-21-24 totals with 56 PIM in 56 games with the AHL Bruins...Recalled to Boston from Mar. 23-Apr. 26, playing 11 games with two assists before returning to Providence on Apr. 26...Recorded his first NHL point with an assist on Mar. 31 at Buffalo...Recalled again on May 9 and had 1-1-2 in seven postseason games...Played his first NHL playoff game on May 10, 2013 vs. Toronto...Scored his first NHL goal/point on May 13, 2013 and recorded his first NHL playoff assist on May 19, 2013 vs. NY Rangers. **2011.12:** Began the season in Boston, playing three scoreless games before his Oct. 20 assignment to Providence/AHL...Spent the remainder of the year with the AHL Bruins with 3-19-22 in 50 games. **2010.11:** Spent most of the season in Providence where he led club defensemen in scoring with 5-18-23 and 42 PIM in 69 AHL Bruins games...Was recalled to Boston on three occasions—from Jan. 9-11 (0-0-0 totals in one game; did not dress for one game); Jan. 14-16 (0-0-0 totals in one game); and Mar. 4-12 (0-0-0 totals in four games)...Played his first NHL game on Jan. 10 at Pittsburgh and his first three NHL games were played vs. his hometown Penguins before he played his fourth game in Montreal...Was named Providence's Best Defenseman as voted by his teammates in their end of season awards...Was recalled again to Boston for the playoff run, but did not play a post-season game. **2009.10:** Played his second season of college hockey at Ohio State University recording 6-12-18 s and 99 penalty minutes in 39 games. **2008.09:** Had 5-15-20 totals in 41 games during his freshman season at Ohio State University and was named to the CCHA's All-Rookie Team that season, becoming the first Buckeye defenseman named to the team in ten years...Was voted the team's Most Valuable Freshman and Best Defensive Player as well. **2007.08:** Played two seasons in the USHL with the Lincoln Stars with 7-43-50 and 230 PIM in 117 regular season games and 1-4-5 and 12 PIM in 11 playoff contests...Earned First Team All-League and All-Star honors.

NHL MILESTONES

100th NHL Game: Dec. 21/14 vs BUF

2014.15 GAME BY GAME

Oct. 8	vs PHI	DNP		
Oct. 9	@ DET	DNP		
Oct. 11	vs WSH	DNP		
Oct. 13	vs COL	0-0	1/-2	19:50
Oct. 15	@ DET	DNP		
Oct. 16	@ MTL	DNP		
Oct. 18	@ BUF	DNP		
Oct. 21	vs SJS	0-0		14:46
Oct. 23	vs NYI	0-0	2/-1	20:57
Oct. 25	@ TOR	0-0	1/0	12:26
Oct. 28	vs MIN	0-0	0/-1	8:56
Oct. 30	@ BUF	DND		
Nov. 1	vs OTT	DND		
Nov. 4	vs FLA	DND		
Nov. 6	vs EDM	DND		
Nov. 10	vs NID	DND		
Nov. 12	@ TOR	DND		
Nov. 13	@ MTL	DND		
Nov. 15	vs CAR	0-0	4/1	17:37
Nov. 18	vs STL	0-1	0/2	20:52
Nov. 21	@ CBJ	0-2	2/1	20:38
Nov. 22	vs MTL	0-0	3/0	21:21
Nov. 24	vs PIT	0-0	1/0	20:55
Nov. 28	vs WPG	0-0	1/1	19:50
Dec. 1	@ ANA	0-0	0/-2	19:50
Dec. 2	@ LAK	0-0	2/0	20:11
Dec. 4	@ SJS	0-0	1/-1	18:07
Dec. 6	@ ARI	DND		
Dec. 11	vs CHI	DND		
Dec. 13	vs OTT	DND		
Dec. 16	@ NSH	DND		
Dec. 17	@ MIN	DND		
Dec. 19	@ WPG	0-0	4/-2	16:28
Dec. 21	vs BUF	0-0	0/0	4:57
Dec. 23	vs NSH	0-1	2/2	19:42
Dec. 27	@ CBJ	0-0	2/-2	18:05
Dec. 29	vs DET	0-0	1/0	19:14
Dec. 31	vs TOR	0-0	0/2	18:40
Jan. 3	vs OTT	DND		
Jan. 4	@ CAR	DND		
Jan. 7	@ PIT	DND		
Jan. 8	vs NID	DND		
Jan. 10	@ PHI	DND		
Jan. 13	vs TBL	DND		
Jan. 15	vs NYR	DND		
Jan. 17	vs CBJ	DND		
Jan. 20	@ DAL	DND		
Jan. 21	@ COL	DND		
Jan. 29	@ NYI	DND		
Jan. 31	vs LAK	DND		
Feb. 4	@ NYR	DND		
Feb. 7	vs NYI	DND		
Feb. 8	vs MTL	DND		
Feb. 10	vs DAL	DND		
Feb. 13	@ VAN	DND		
Feb. 16	@ CGY	0-0	0/-1	13:02
Feb. 18	@ EDM	0-0	3/1	19:08
Feb. 20	@ STL	0-0	1/-1	20:05
Feb. 22	@ CHI	0-0	2/0	19:29
Feb. 24	vs VAN	0-0	1/0	17:33
Feb. 27	@ NID	0-0	1/0	20:35
Feb. 28	vs ARI	0-0	2/0	17:02
Mar. 5	vs CGY	0-0	1/-1	18:13
Mar. 7	vs PHI	0-0	0/0	16:55
Mar. 8	vs DET	0-0	2/2	16:06
Mar. 10	@ OTT	0-0	1/0	17:45
Mar. 12	vs TBL	0-0	1/1	18:53
Mar. 14	@ PIT	0-0	2/0	20:09
Mar. 15	@ WSH	0-0	2/0	18:17
Mar. 17	vs BUF	0-0	3/0	18:30
Mar. 19	@ OTT	0-0	1/-2	12:24
Mar. 21	@ FLA	0-0	3/0	16:26
Mar. 22	@ TBL	0-0	0/0	16:42
Mar. 26	vs ANA	0-0	0/-1	13:12
Mar. 28	vs NYR	0-0	3/0	13:15
Mar. 29	@ CAR	0-0	1/1	14:00
Mar. 31	vs FLA	0-0	0/-1	12:30
Apr. 2	@ DET	0-0	0/-1	12:38
Apr. 4	vs TOR	0-0	3/-1	11:28
Apr. 8	@ WSH	0-0	1/-1	17:45
Apr. 9	@ FLA	0-0	1/0	11:46
Apr. 11	@ TBL	0-0	2/0	19:24

#14 ALEX BURROWS

(al-ehx BUHR-ohz)

CAREER STATS

MOST GOALS IN A GAME 3

THREE TIMES—LATEST JAN. 7/10 vs PHX

MOST ASSISTS IN A GAME 3

JAN. 23/10 vs CHI

MOST POINTS IN A GAME 4

JAN. 30/10 at TOR: 2-2-4

HAT TRICKS 3

LATEST JAN. 7/10 vs PHX

GAME-WINNING GOALS 27

LATEST MAR. 17/15 vs PHI

POWER PLAY GOALS 16

LATEST FEB. 7/15 vs PIT

SHORTHANDED GOALS 17

LATEST MAR. 31/15 at NSH

OVERTIME POINTS 1-3-4

SHOOTOUT RECORD 13/33

3 GDG

PENALTY SHOT RECORD 0/4

LATEST JAN. 25/13 at ANA, no goal (Hiller)

REGULAR SEASON

PLAYOFFS

BURROWS vs NHL

SEASON	CLUB	LEA	GP	G	A	PTS	PIM	GP	G	A	PTS	PIM
2000.01	Shawinigan	QMJHL	63	16	14	30	105	10	2	1	3	8
2001.02	Shawinigan	QMJHL	64	35	35	70	184	12	9	11	20	34
2002.03	Greenville	ECHL	53	9	17	26	201	—	—	—	—	—
	Baton Rouge	ECHL	13	4	2	6	64	—	—	—	—	—
2003.04	Manitoba	AHL	2	0	0	0	0	—	—	—	—	—
	Columbia	ECHL	64	29	44	73	194	4	2	0	2	28
2004.05	Manitoba	AHL	72	9	17	26	107	14	0	3	3	37
	Columbia	ECHL	4	5	1	6	4	—	—	—	—	—
2005.06	Vancouver	NHL	43	7	5	12	61	—	—	—	—	—
	Manitoba	AHL	33	12	18	30	57	13	6	7	13	27
2006.07	Vancouver	NHL	81	3	6	9	93	11	1	0	1	14
2007.08	Vancouver	NHL	82	12	19	31	179	—	—	—	—	—
2008.09	Vancouver	NHL	82	28	23	51	150	10	3	1	4	20
2009.10	Vancouver	NHL	82	35	32	67	121	12	3	3	6	22
2010.11	Vancouver	NHL	72	26	22	48	77	25	9	8	17	34
2011.12	Vancouver	NHL	80	28	24	52	90	5	1	0	1	7
2012.13	Vancouver	NHL	47	13	11	24	54	4	2	1	3	6
2013.14	Vancouver	NHL	49	5	10	15	71	—	—	—	—	—
2014.15	Vancouver	NHL	70	18	15	33	68	3	0	2	2	21
VANCOUVER/NHL TOTALS			688	175	167	342	964	70	19	15	34	124

TEAM	GP	G	A	PTS	PIM
Anaheim	36	9	7	16	70
Arizona	36	11	5	16	46
Boston	7	1	0	1	14
Buffalo	7	1	3	4	14
Calgary	55	16	15	31	78
Carolina	8	4	2	6	6
Chicago	31	3	10	13	52
Colorado	49	10	15	25	41
Columbus	33	10	10	20	18
Dallas	35	8	4	12	80
Detroit	33	7	4	11	32
Edmonton	55	13	15	28	79
Florida	9	2	2	4	6
Los Angeles	34	9	8	17	42
Minnesota	50	8	10	18	100
Montreal	13	2	3	5	29
Nashville	34	12	4	16	72
New Jersey	6	3	2	5	4
NY Islanders	8	2	2	4	4
NY Rangers	9	2	3	5	36
Ottawa	13	5	3	8	10
Philadelphia	7	3	5	8	6
Pittsburgh	8	2	2	4	20
St. Louis	33	9	8	17	29
San Jose	36	6	9	15	42
Tampa Bay	9	2	5	7	13
Toronto	13	8	7	15	11
Washington	10	0	1	1	6
Winnipeg	11	7	3	10	4
Total	688	175	167	342	964

NHL FIRSTS

First Game: Jan. 2/06 at STL
First Goal: Jan. 10/06 vs TOR
First Assist: Jan. 10/06 vs TOR

STREAKS

Goals: 5 games Jan. 11–21/10: 6 goals
Assists: 3 games Five times (latest Jan. 3–7/11: 4 assists)
Points: 12 games Dec. 31/09–Jan. 25/10: 13–19

HONOURS

Vancouver Canucks Most Exciting Player: 2010, 2009, 2008
 Fred J. Hume Award (Canucks Unsung Hero): 2008
 Manitoba Moose's Hardest Working Player: 2005
 Selected to the ECHL All-Star Game: 2004

ACQUIRED

Signed as a free agent by Vancouver on November 8, 2005.

PERSONAL

Plays golf and tennis in the off-season. Prior to playing in the NHL, Alex spent his summers competing in National and International Ball Hockey tournaments; Was named as the International Ball Hockey Player of the Year in 2005 and was inducted into the Canadian Ball Hockey Hall of Fame in 2010.

CAREER HIGHLIGHTS

2014.15: Completed his tenth season with the Canucks, recording 33 points (18-15-33) in 70 games...Ranked 1-3rd on the team in goals (18), 1-6th in points (33) and 1-5th in power play goals (4)...Finished the season ranking 1-16th in Canucks franchise scoring (175-167-342)...Ranks 8th in games played (688), 13th in goals (175) and 8th in game-winning goals (27) in Canucks history...Tied a season-high with two goals, Apr. 4 at WPG...Became the first Canucks player to register two goals in 17 seconds or less since Steve Bernier last accomplished the feat at 12 seconds on Jan. 7/09 at EDM, Mar. 17 vs PHL...Moved into 9th place for most GP in franchise history (674), Feb. 13 vs BOS...Moved into 17th place (167-162-329) in franchise scoring, surpassing Cliff Ronning, Jan. 20 at TB...Established a three-game scoring streak (2-2-4), Dec. 20–28...Notched a season-high two goals and 6 shots, Dec. 22 vs ARI...Registered a season-high 2 assists, Oct. 23 at STL...Notched a goal in the Canucks first game of the season, Oct. 8 at CGY...Notched two assists in Game 2 of the WCQ vs CGY, Apr. 17/15. **2013.14:** Appeared in 49 games, collecting 15 points (5-10-15) and 71 penalty minutes...Registered three points for the second consecutive game, collecting two goals and an assist, Mar. 17 at TB...Posted his first three-point game (1-2-3) of the season, Mar. 16 at FLA...Recorded five hits and scored his first two goals of the season, Mar. 12 at WPG...Collected his 300th career point, Mar. 10 vs NYL...Appeared in his 600th career game, Mar. 2 vs OTT...Had seven hits and finished +1, Nov. 28 at OTT...Recorded a game-high five shots on net, Nov. 22 vs CBJ...Recorded his first point of the season, finishing with two assists, Nov. 7 at SJ...Led the team with six shots on net, Oct. 30 vs DET...Played for Canada at the 2014 World Championships collecting one assist (0-1-1) and four penalty minutes in seven games played. **2012.13:** Appeared in 47 games, collecting 24 points (13-11-24) and 54 penalty minutes...Finished first on the Canucks in goal scoring with 13 goals and seventh in hits (52)...Finished season ranked 24th on the Canucks franchise scoring list (152-142-294), second all-time in shorthanded goals (16), and tied for ninth with Todd Bertuzzi for most game-winning goals (24)...Collected the game-winning goal and added an assist, Apr. 6 vs CGY...Set a franchise record, scoring the quickest goal to start a game at six seconds in to pass Trevor Linden's previous record of nine seconds (Jan. 16/94), Mar. 16 vs DET. **2011.12:** Collected 52 points (28-24-52) and 90 penalty minutes in 80 games in his seventh NHL season...Set a career season high for most game-winning goals (7) and ranked tied for 11th in the League in this category...Ranks 10th in franchise history for most game-winning goals (22) and second for most shorthanded (16)...Moved into second place in franchise history for most shorthanded goals, Apr. 5 at CGY...Established a five-game scoring streak (4-2-6), Mar. 30–Apr. 7...Moved into 10th place in franchise history for most game-winning goals with his 21st tally, Feb. 18 vs TOR...Collected his 15th career shorthanded goal, tying him for second most in franchise history, Dec. 26 vs EDM...Registered one goal in five playoff games. **2010.11:** Collected 48 points (26-22-48) and 77 penalty minutes in 72 games in his sixth NHL season...Missed the first 10 games of the regular season due to injury...Recorded a 10-game scoring streak from Jan. 22–Feb. 14, tied for the eighth longest in the League this season, collecting 12 points (8-4-12)...Among Canucks to register at least 50 shots, led in shooting percentage during the regular season (17.1%) and playoffs (14.5%)...Notched the first goal of a game on nine occasions, ranking tied for third in the League...Set the Canucks longest goal-scoring streak of the season for four games, Jan. 24–Feb. 2...Ranked second among all Canucks in playoff goals (9)...Became the second player in club history and 14th in NHL history to net two or more series-winning overtime goals, Apr. 26 vs CHI and Apr. 21 at STL...Recorded a career high 17 playoff points (9-8-17) in 25 postseason games. **2009.10:** Registered a career high six points (3-3-6) in 12 playoff games...Played in his first consecutive 82-game season, recording 67 points (35-32-67) and 121 penalty minutes...Led the league in shorthanded points (5-2-7)...Set career highs in goals (35), assists (32) and points (67)...Ranked 7-10th in NHL goals (35) and ninth in plus/minus (+34)...Set a career high in goals with his 29th of the season, Mar. 5 at CHI...Set a career high in points with his 52nd and 53rd points of the season (1-1-2), Mar. 2 at CBJ...Recorded 19 points (13-6-19) in 12 consecutive games; the sixth longest scoring streak of the NHL season, Dec. 31–Jan. 25...Set a club record for most goals in January (15)...Named NHL First Star of the Week (Jan. 4–10), recording six goals, one assist (6-1-7) and two consecutive hat tricks in a three-game span...Recorded back-to-back hat tricks becoming the third player to do so in franchise history, Jan. 5 & 7. **2008.09:** Recorded the game-winning goal in Game 4 versus St. Louis advancing the team into the second round of the playoffs, Apr. 21 at STL...Played in all 82 games, recording 51 points (28-23-51) and 150 penalty minutes...Set career highs in goals (28), assists (23) and points (51) in a season...Led the Canucks and ranked tied for fourth in the League for most shorthanded goals (4)...Notched five points (3-2-5) in three straight games, Mar. 31–Apr. 4...Tallied five points (4-1-5) in four consecutive games, Mar. 9–15. **2007.08:** Set career highs in games played (82), goals (12), assists (19), points (31) and penalty minutes (179) in one season...Named first star after scoring a shorthanded goal and an assist, finishing plus-two, Mar. 8 vs STL. **2006.07:** Scored his first career playoff goal and point, May 3 at ANA...Set a career high for games played (80)...Scored his first goal of the season, the game-winning goal, Jan. 2 at CGY...Recorded his first point of the season, an assist, Oct. 6 at CBJ. **2005.06:** Recorded his first career hat trick (including the GWG) and was named 1st star, becoming the fifth Canucks player in club history to score a hat trick as a rookie, Mar. 27 vs LA...Netted one goal shorthanded and was named 3rd star, Jan. 19 at BUF...Notched his first NHL career goal and assist and was named 2nd star, Jan. 10 vs TOR.

2014.15 GAME BY GAME

Oct. 8	@ CGY	1-0	2/0	15:52
Oct. 11	@ EDM	0-1	2/1	17:06
Oct. 17	@ EDM	0-0	1/1	15:46
Oct. 18	vs TB	0-0	1/1	15:02
Oct. 21	@ DAL	0-0	2/-3	13:53
Oct. 23	@ STL	0-2	1/2	14:16
Oct. 24	@ COL	1-0	2/0	14:36
Oct. 26	vs WSH	0-0	2/1	15:27
Oct. 28	vs CAR	0-1	0/1	15:13
Oct. 30	vs MTL	0-0	1/1	15:43
Nov. 1	@ EDM	SUS		
Nov. 2	vs NSH	SUS		
Nov. 4	@ COL	SUS		
Nov. 6	@ SJ	0-1	1/1	14:52
Nov. 8	@ LA	0-0	1/-1	17:34
Nov. 9	@ ANA	1-0	5/1	17:56
Nov. 11	vs OTT	1-0	3/1	18:32
Nov. 14	vs ARI	0-0	1/-2	13:18
Nov. 19	@ EDM	0-0	1/-1	16:18
Nov. 20	vs ANA	INJ		
Nov. 23	vs CHI	INJ		
Nov. 25	vs NJ	1-0(W)	5/1	14:40
Nov. 28	@ CBJ	1-0	2/2	14:57
Nov. 30	@ DET	0-0	1/-1	14:44
Dec. 2	@ WSH	0-0	3/0	18:04
Dec. 4	@ PIT	0-0	3/0	16:12
Dec. 6	@ TOR	0-0	1/-2	15:06
Dec. 7	@ OTT	0-0	3/0	15:30
Dec. 9	@ MTL	0-0	2/-1	13:44
Dec. 13	vs NYR	0-1	2/-1	14:34
Dec. 17	vs DAL	0-0	1/0	16:32
Dec. 20	vs CGY	0-1	3/-2	13:50
Dec. 22	vs ARI	2-0	6/1	12:30
Dec. 28	@ ANA	0-1	0/0	13:02
Dec. 30	@ SJ	0-0	1/1	15:26
Jan. 1	vs LA	1-0	2/-1	13:17
Jan. 3	vs DET	0-0	1/0	13:13
Jan. 6	vs NYI	0-0	0/0	15:08
Jan. 8	vs FLA	0-0	3/-1	17:57
Jan. 10	vs CGY	0-0	5/0	14:46
Jan. 13	@ NSH	0-0	2/0	14:09
Jan. 15	@ PHI	0-1	0/0	15:33
Jan. 16	@ CAR	1-0	1/1	15:29
Jan. 19	@ FLA	0-0	3/0	15:44
Jan. 20	@ TB	0-0	1/1	15:44
Jan. 27	vs ANA	0-0	0/-1	15:54
Jan. 30	@ BUF	0-0	2/0	14:55
Feb. 1	vs MIN	0-0	4/-1	14:30
Feb. 3	vs WPG	1-0	2/0	18:33
Feb. 5	vs SJ	0-0	1/-2	13:38
Feb. 7	vs PIT	1-1(W)	3/0	17:19
Feb. 9	@ MIN	0-0	3/0	16:45
Feb. 11	@ CHI	0-1	5/1	6:19
Feb. 13	vs BOS	0-0	4/-1	17:18
Feb. 14	@ CGY	0-0	4/0	17:56
Feb. 16	vs MIN	1-1	3/-2	18:28
Feb. 19	@ NYR	0-0	2/0	15:55
Feb. 20	@ NJ	INJ		
Feb. 22	@ NYI	INJ		
Feb. 24	@ BOS	INJ		
Feb. 26	@ BUF	INJ		
Mar. 1	vs STL	INJ		
Mar. 3	vs SJ	INJ		
Mar. 5	@ ARI	0-0	2/1	15:21
Mar. 7	@ SJ	0-0	4/0	16:18
Mar. 9	vs ANA	0-0	0/0	17:28
Mar. 12	vs LA	0-0	0/-2	13:31
Mar. 14	vs TOR	INJ		
Mar. 17	vs PHI	2-0(W)	4/2	16:20
Mar. 19	vs CBJ	0-1	2/-1	15:04
Mar. 21	@ LA	0-0	0/0	13:01
Mar. 22	@ ARI	0-0	2/1	16:34
Mar. 24	vs WPG	0-0	0/1	16:54
Mar. 26	vs COL	0-0	1/0	16:14
Mar. 28	vs DAL	0-0	0/-1	14:16
Mar. 30	@ STL	1-0	2/1	14:39
Mar. 31	@ NSH	1-1	1/0	13:13
Apr. 2	@ CHI	0-0	5/-1	15:56
Apr. 4	@ WPG	2-0	4/1	15:01
Apr. 6	vs LA	0-0	5/0	17:46
Apr. 9	vs ARI	0-0	1/1	13:03
Apr. 11	vs EDM	0-0	1/-2	16:11

INTERNATIONAL

World Championships: 2014, 2012

NHL MILESTONES

100th NHL Game: Feb. 16/07 at CHI

500th NHL Game: Feb. 21/12 at OTT

600th NHL Game: Mar. 2/14 vs ANA

100th NHL Point: Apr. 2/09 vs OTT

300th NHL Point: Mar. 10/14 vs NYI

100th NHL Goal: Feb. 9/11 vs ANA

100th NHL Assist: Jan. 14/11 at WSH

#26 FRANK CORRADO

(FRANK koh-RA-doh)

CAREER STATS

MOST GOALS IN A GAME 1

TWICE—LATEST JAN. 20/15 at TB

MOST ASSISTS IN A GAME 0

MOST POINTS IN A GAME 1

TWICE—LATEST JAN. 20/15 at TB (1-0-1)

HAT TRICKS 0

GAME-WINNING GOALS 0

POWER PLAY GOALS 0

SHORTHANDED GOALS 0

OVERTIME POINTS 0-0-0

SHOOTOUT RECORD 0/0

0 GDG

PENALTY SHOT RECORD 0/0



REGULAR SEASON

PLAYOFFS

CORRADO vs NHL

SEASON	CLUB	LEA	GP	G	A	PTS	PIM
2009.10	Sudbury	OHL	63	1	8	9	46
2010.11	Sudbury	OHL	67	4	26	30	94
2011.12	Sudbury	OHL	60	3	23	26	81
	Chicago	AHL	4	0	1	1	0
2012.13	Vancouver	NHL	3	0	0	0	0
	Sudbury	OHL	41	6	21	27	44
	Kitchener	OHL	28	1	17	18	45
	Chicago	AHL	3	0	2	2	0
2013.14	Vancouver	NHL	15	1	0	1	4
	Utica	AHL	59	6	11	17	46
2014.15	Vancouver	NHL	10	1	0	1	0
	Utica	AHL	35	7	9	16	31
VANCOUVER/NHL TOTALS			28	2	0	2	4

GP	G	A	PTS	PIM
4	0	1	1	0
8	1	4	5	8
4	0	0	0	12
2	0	0	0	0
4	0	0	0	0
—	—	—	—	—
10	1	1	2	6
—	—	—	—	—
—	—	—	—	—
—	—	—	—	—
18	1	0	1	24
4	0	0	0	0

TEAM	GP	G	A	PTS	PIM
Anaheim	4	0	0	0	0
Boston	1	0	0	0	0
Buffalo	1	0	0	0	0
Calgary	2	1	0	1	0
Carolina	1	0	0	0	0
Chicago	1	0	0	0	0
Colorado	1	0	0	0	0
Detroit	1	0	0	0	0
Edmonton	2	0	0	0	0
Los Angeles	3	0	0	0	4
Minnesota	1	0	0	0	0
Montreal	1	0	0	0	0
Nashville	1	0	0	0	0
Philadelphia	1	0	0	0	0
Pittsburgh	1	0	0	0	0
St. Louis	1	0	0	0	0
San Jose	1	0	0	0	0
Tampa Bay	2	1	0	1	0
Toronto	1	0	0	0	0
Winnipeg	1	0	0	0	0
Total	28	2	0	2	4

NHL FIRSTS

First Game: Apr. 22/13 vs CHI**First Goal:** Apr. 13/14 vs CGY

HONOURS

Most Underrated Player (Sudbury Wolves): 2011

Top Defenceman (Sudbury Wolves): 2012

Community Club Most Popular Player Award (Sudbury Wolves): 2012

ACQUIRED

Vancouver's 5th choice, 150th overall in the 2011 NHL Entry Draft.

PERSONAL

Is an avid guitarist and has an extensive collection which started with his first guitar, an Epiphone SG...His favourite song is PSA by Jay-Z...Has been known to be the team DJ...Is a big Team Italy fan in international soccer.

CAREER HIGHLIGHTS

2014.15: Split the season between Vancouver and Utica...recorded one point (1-0-1) in 10 games with the Canucks and 16 points (7-9-16) in 35 games with the Comets...Registered 15 hits and 12 blocked shots with Vancouver...Averaged 15:40 time on ice per game while with the Canucks including a season-high 17:30 TOI, Jan. 10 vs CGY...Collected his first goal, and second of his career, Jan. 20 at TB...Appeared in his first NHL game of the season, Jan. 10 vs CGY...Ranked second among Comets defencemen in goals (6) and fourth in points (16)...Established a new four game point streak (2-3-5) from Dec. 19-27 while with the Comets...Notched a goal (1-0-1) and 24 penalty minutes in 18 Calder Cup Playoff games. **2013.14:** Split the season with the Vancouver Canucks and AHL Utica Comets...In 15 games with Vancouver, collected one goal (1-0-1) and four penalty minutes...Collected first career NHL goal Apr. 13/14 vs CGY...Tied a career-high four shots and 17:45 TOI Apr. 12/14 @ EDM...Finished fourth among Comets defencemen in points (17) and second in goals (6) in 59 games played...Registered two assists on two separate occasions, Mar. 23 vs Milwaukee and Mar. 30 vs Iowa...Scored the game-winning goals Feb. 22 @ Binghamton and Jan. 21 vs Chicago...Notched his first AHL goal Oct. 23 vs Albany. **2012.13:** Collected eight hits and five blocked shots in three games with Vancouver in his NHL debut...Appeared in three games with the AHL Chicago Wolves, recording two assists...Collected an assist and was +1 in his first game with Chicago in the 2012.13 season, Apr. 16/13 at Milwaukee Admirals...Was traded from OHL Sudbury Wolves to the Kitchener Rangers January 8, 2013...Ranked 12th among all OHL defencemen in scoring with 45 points (7-38-45) in 69 games played...Was team captain and led all Sudbury defencemen in scoring at the conclusion of the season, registering 27 points (6-21-27) in 41 games played...Ranked third on Kitchener among defencemen with 18 points (1-17-18) in 28 games played...Skated for Team OHL at the Subway Super Series, recording the game-winning goal against Team Russia Nov. 12/12. **2011.12:** Made his professional hockey debut, skating in four games and recording one assist with the AHL Chicago Wolves...Collected 26 points (3-23-26), 81 penalty minutes and a team leading +26 rating in 60 games with the OHL Sudbury Wolves...Received the Sudbury Wolves Top Defenceman and Community Club Most Popular player awards...Had a team high 12 penalty minutes in four playoff games with Sudbury...Dressed in two playoff games with Chicago. **2010.11:** Finished second among defencemen in scoring (4-26-30) and was second overall in penalty minutes (94) on the OHL Sudbury Wolves in his sophomore season...Received the Wolves Most Underrated Player award at the conclusion of the season...Posted five points (1-4-5) in eight playoff games with Sudbury. **2009.10:** Registered nine points (1-8-9) in his rookie season with the OHL Sudbury Wolves.

2014.15 GAME BY GAME

Oct. 8	@ CGY	MIN		
Oct. 11	vs EDM	MIN		
Oct. 17	@ EDM	MIN		
Oct. 18	vs TB	DNP		
Oct. 21	@ DAL	DNP		
Oct. 23	@ STL	DNP		
Oct. 24	@ COL	DNP		
Oct. 26	vs WSH	DNP		
Oct. 28	vs CAR	DNP		
Oct. 30	vs MTL	DNP		
Nov. 1	@ EDM	MIN		
Nov. 2	vs NSH	MIN		
Nov. 4	@ COL	MIN		
Nov. 6	@ SJ	MIN		
Nov. 8	@ LA	MIN		
Nov. 9	@ ANA	MIN		
Nov. 11	vs OTT	MIN		
Nov. 14	vs ARI	MIN		
Nov. 19	@ EDM	MIN		
Nov. 20	vs ANA	MIN		
Nov. 23	vs CHI	DNP		
Nov. 25	vs NJ	DNP		
Nov. 28	@ CBJ	DNP		
Nov. 30	@ DET	DNP		
Dec. 2	@ WSH	DNP		
Dec. 4	@ PIT	DNP		
Dec. 6	@ TOR	DNP		
Dec. 7	@ OTT	DNP		
Dec. 9	@ MTL	DNP		
Dec. 13	vs NYR	MIN		
Dec. 17	vs DAL	MIN		
Dec. 20	vs CGY	MIN		
Dec. 22	vs ARI	MIN		
Dec. 28	@ ANA	MIN		
Dec. 30	@ SJ	MIN		
Jan. 1	vs LA	MIN		
Jan. 3	vs DET	MIN		
Jan. 6	vs NYI	MIN		
Jan. 8	vs FLA	DNP		
Jan. 10	vs CGY	0-0	3/0	17:30
Jan. 13	@ NSH	0-0	1/2	17:21
Jan. 15	@ PHI	DNP		
Jan. 16	@ CAR	0-0	0/0	14:03
Jan. 19	@ FLA	DNP		
Jan. 20	@ TB	1-0	1/1	15:29
Jan. 27	vs ANA	0-0	1/1	16:34
Jan. 30	vs BUF	0-0	1/1	15:32
Feb. 1	vs MIN	0-0	0/1	12:59
Feb. 3	vs WPG	INJ		
Feb. 5	vs SJ	INJ		
Feb. 7	vs PIT	INJ		
Feb. 9	@ MIN	INJ		
Feb. 11	@ CHI	INJ		
Feb. 13	vs BOS	INJ		
Feb. 14	@ CGY	INJ		
Feb. 16	vs MIN	INJ		
Feb. 19	@ NYR	INJ		
Feb. 20	@ NJ	INJ		
Feb. 22	@ NYI	INJ		
Feb. 24	@ BOS	INJ		
Feb. 26	@ BUF	INJ		
Mar. 1	vs STL	DNP		
Mar. 3	vs SJ	0-0	1/3	15:06
Mar. 5	@ ARI	DNP		
Mar. 7	@ SJ	DNP		
Mar. 9	vs ANA	0-0	0/0	15:52
Mar. 12	vs LA	0-0	0/0	16:15
Mar. 14	vs TOR	DNP		
Mar. 17	vs PHI	DNP		
Mar. 19	vs CBJ	MIN		
Mar. 21	@ LA	MIN		
Mar. 22	@ ARI	MIN		
Mar. 24	vs WPG	MIN		
Mar. 26	vs COL	MIN		
Mar. 28	vs DAL	MIN		
Mar. 30	@ STL	MIN		
Mar. 31	@ NSH	MIN		
Apr. 2	@ CHI	MIN		
Apr. 4	@ WPG	MIN		
Apr. 6	vs LA	MIN		
Apr. 9	vs ARI	MIN		
Apr. 11	vs EDM	MIN		

#15 DEREK DORSETT

(DER-ick DOHRS-ih-t)

CAREER STATS

MOST GOALS IN A GAME 2

DEC. 2/11 at EDM

MOST ASSISTS IN A GAME 2

FOUR TIMES—LATEST MAR. 14/15 vs TOR

MOST POINTS IN A GAME 3

MAR. 14/15 vs TOR: 1-2-3

HAT TRICKS 0

GAME-WINNING GOALS 5

LATEST MAR. 14/15 vs TOR

POWER PLAY GOALS 2

LATEST MAR. 31/12 at STL

SHORTHANDED GOALS 3

LATEST DEC. 9/14 at MTL

OVERTIME POINTS 0-0-0

SHOOTOUT RECORD 0/1

0 GDG

PENALTY SHOT RECORD 0/0



REGULAR SEASON

PLAYOFFS

DORSETT vs NHL

SEASON	CLUB	LEA	GP	G	A	PTS	PIM	GP	G	A	PTS	PIM
2004.05	Medicine Hat	WHL	51	5	11	16	108	13	5	1	6	35
	Kindersley	SJHL	25	12	8	20	172	—	—	—	—	—
2005.06	Medicine Hat	WHL	68	25	23	48	279	13	8	4	12	53
2006.07	Medicine Hat	WHL	61	19	45	64	206	17	8	8	16	56
2007.08	Syracuse	AHL	64	10	8	18	289	12	0	1	1	56
2008.09	Columbus	NHL	52	4	1	5	150	3	0	0	0	2
	Syracuse	AHL	7	1	5	6	35	—	—	—	—	—
2009.10	Columbus	NHL	51	4	10	14	105	—	—	—	—	—
2010.11	Columbus	NHL	76	4	13	17	184	—	—	—	—	—
2011.12	Columbus	NHL	77	12	8	20	235	—	—	—	—	—
2012.13	Columbus	NHL	24	3	6	9	53	—	—	—	—	—
	NY Rangers	NHL	—	—	—	—	—	11	0	1	1	28
	Salzburg	Austria	4	0	1	1	25	—	—	—	—	—
2013.14	NY Rangers	NHL	51	4	4	8	128	23	0	1	1	19
2014.15	Vancouver	NHL	79	7	18	25	175	6	0	0	0	20
VANCOUVER TOTALS			79	7	18	25	175	6	0	0	0	20
NHL TOTALS			410	38	60	98	1,030	43	0	2	2	69

TEAM	GP	G	A	PTS	PIM
Anaheim	22	1	4	5	104
Arizona	22	0	4	4	59
Boston	7	0	1	1	13
Buffalo	7	1	1	2	9
Calgary	20	1	2	3	49
Carolina	8	1	2	3	8
Chicago	25	3	7	10	60
Colorado	18	1	2	3	59
Columbus	5	0	0	0	9
Dallas	17	2	1	3	33
Detroit	24	2	4	6	44
Edmonton	19	4	5	9	37
Florida	9	1	2	3	10
Los Angeles	21	1	3	4	41
Minnesota	17	4	2	6	52
Montreal	7	1	1	2	25
Nashville	24	1	1	2	65
New Jersey	8	0	0	0	13
NY Islanders	7	1	4	5	29
NY Rangers	5	0	0	0	4
Ottawa	5	0	0	0	24
Philadelphia	9	2	1	3	26
Pittsburgh	10	1	2	3	36
St. Louis	25	5	3	8	87
San Jose	21	1	1	2	58
Tampa Bay	9	0	0	0	16
Toronto	6	1	2	3	0
Vancouver	15	2	3	5	31
Washington	9	1	0	1	6
Winnipeg	9	0	2	2	23
Total	410	38	60	98	1,030

NHL FIRSTS

First Game: Oct. 11/08 at PHX
First Goal: Oct. 21/08 vs VAN
First Assist: Oct. 30/08 at COL

STREAKS

Points: 3 games Mar. 28-31/12: 2-1-3

HONOURS

Tigers Playoff MVP: 2006
 Fred J. Hume: 2015

ACQUIRED

From the New York Rangers in exchange for the 85th pick in the 2014 NHL Entry Draft on June 27, 2014.

PERSONAL

Nickname is "Dorse". Began playing hockey at the age of three and idolized Steve Yzerman growing up...Winning the WHL championship and playing his first NHL game are his most memorable hockey moments...Favourite movie is Braveheart...Favourite meal is Chicken Cordon Bleu...First job was a carpenter's assistant...Hobbies include golf and water sports...Derek and his wife Allison welcomed their first child, Dylan, in December 2014.

CAREER HIGHLIGHTS

2014.15: Completed his first season as a Vancouver Canuck, recording 25 points (7-18-25) and 175 penalty minutes in 79 games...Set a new career-high for assists in a season (18), surpassing his previous mark of 13 in 2010.11, and points in a season (7-18-25) surpassing his previous mark of 20 in 2011.12...Ranked first on the team and third in the League in penalty minutes...Signed a four-year extension, Apr. 8...Appeared in his 400th NHL game, Mar. 22 at ARL...Dorsett notched the GWG and set a career high for most points in a game (1-2-3), Mar. 14 vs TOR...Registered first goal as a Canuck (also second career SHG and third career GWG), Nov. 1 at EDM...Registered first point (an assist) as a Canuck, Oct. 21 at DAL...Appeared in first game as a Canuck, Oct. 8 at CGY...Registered 20 penalty minutes in six playoff games vs CGY...**2013.14:** Ranked 10th in the NHL in penalty minutes (128) in the regular season...Recorded an assist, recorded three shots on goal, and was credited with two hits and one blocked shot in 9:59 of ice time, Apr. 1 at VAN...Notched a goal, two shots, two hits, and posted a plus-two rating, Mar. 26 vs PHL...Was credited with four hits and one blocked shot in 8:42 of ice time, Mar. 1 at PHL while making his return to the Rangers lineup after missing the last 18 games with a broken bruise sustained, Jan. 3 at PIT...Was tied for third in the NHL in fighting majors (nine) at the time of his injury, Jan. 3...Was credited with three hits while skating in his 300th career NHL game, Nov. 17 vs LA...Registered one assist (0-1-1) and 19 penalty minutes in 23 playoff games...Ranked fourth on the team in hits (56) and tied for fifth in penalty minutes (59) in the playoffs...Recorded one assist, May 13 vs PIT...**2012.13:** Acquired by the New York Rangers from Columbus, along with Derrick Brassard, John Moore, and a sixth round pick in 2014, in exchange for Marian Gaborik, Steven Delisle, and Blake Parlett, Apr. 3...Missed the last 25 games of the season, including 13 games as a Ranger, with a broken clavicle, Mar. 7 vs VAN...Ranked second on CBJ in penalty minutes (53) and fighting majors (five), and tied for fourth in hits (55) at the time of his trade...Registered his first career Gordie Howe Hat Trick with a goal, assist and fighting major, Feb. 21 at DET...Established playoff career-highs in games played (11), assists (one), points (one), penalty minutes (28), shots on goal (13), hits (28) and blocked shots (six)...Led the team in playoff penalty minutes and tied for sixth in playoff hits...Made his Rangers debut in Game 2 of the Eastern Conference Quarterfinals, May 4 at WSH...Tallied his first career playoff point with an assist in Game 7 of the Eastern Conference Quarterfinals, May 13 at WSH...Recorded one assist, along with 25 penalty minutes in four games with EC Red Bull Salzburg of the Erste Bank Eishockey Liga (EBEL)...Posted one assist and 25 penalty minutes in four contests with Red Bull Salzburg of the Austrian Hockey League prior to the start of the 2013 NHL season...**2011.12:** Notched a career-high 12 goals and added eight assists in 77 regular season contests...Led the NHL in penalty minutes and was one of only three players to rank first in PIM and post double-digit goals since the start of the 1996-97 season...Led the Blue Jackets in hits (199) and ranked fourth in takeaways (36)...Set career-highs in goals (12), points (20), games played (77), power play goals (2), shorthanded goals (1), game-winning goals (1), shots (37), and time on ice average...Skated in the 200th game of his NHL career, Nov. 23 at NJL...Recorded his first multi-goal game, including his first shorthanded goal, Dec. 2 at EDM...Notched a season-high, eight shots, Feb. 12 vs ANA...Posted a season-high, 27 penalty minutes, Feb. 18 vs CHI...**2010.11:** Recorded four goals and 13 assists in 76 regular season games with Columbus...Led the team and ranked fifth in the NHL in penalty minutes (84)...Ranked 24th in the NHL in hits (195)...Posted a season-high 17 PIM three times during the season: Nov. 10 vs STL, Mar. 19 at MIN and Apr. 3 vs STL...**2009.10:** Led the Blue Jackets in plus/minus rating (plus-6)...Skated in the 100th game of his NHL career Apr. 3 vs WSH...Notched four goals and 10 assists in 51 regular season contests...Recorded points in three consecutive games from Mar. 28-Mar. 31 (2-1-3)...**2008.09:** Led all NHL rookies and ranked 17th (tied) overall in the NHL in PIM (150)...Made his NHL debut, Oct. 11 at PHX...Scored his first career goal, a game-winner, Oct. 21 vs VAN...Made his Stanley Cup Playoffs debut in Game 2 of the Western Conference Quarterfinals, Apr. 18 at DET...Tallied a season-high, six shots, Jan. 10 vs MIN...Tallied a goal, five assists, and 35 PIM in seven games with the Syracuse Crunch...**2007.08:** Posted ten goals and eight assists in 64 games played with the Syracuse Crunch...Tallied one assist and added 56 penalty minutes in 12 playoff contests with the Crunch...Ranked third in the AHL with 289 penalty minutes, and first among all league rookies...Recorded a plus-5 rating and 114 shots on goal...**2006.07:** Ranked third in the WHL in PIM (206) and helped Medicine Hat claim the WHL Championship...Recorded 19 goals and 45 assists in 61 games for the Tigers...**2005.06:** Scored 25 goals and 23 assists in 68 regular season contests with the Medicine Hat Tigers...Led the team with 279 penalty minutes...Recorded eight goals and four assists along with 53 penalty minutes in 13 playoff games...Was named Tigers Playoff MVP...Tied for first on the team in playoff goals and ranked first in penalty minutes...**2004.05:** Scored five goals and registered 11 assists in 51 games in his first junior hockey season with the Medicine Hat Tigers...Ranked third on the team in penalty minutes (108)...Scored five goals and added an assist in 13 playoff games.

2014.15 GAME BY GAME

Oct. 8	@ CGY	0-0	1/2	09:35
Oct. 11	vs EDM	0-0	1/0	08:47
Oct. 17	@ EDM	0-0	0/0	09:09
Oct. 18	vs TB	0-0	1/1	09:10
Oct. 21	@ DAL	0-1	4/0	09:59
Oct. 23	@ STL	0-0	1/1	13:43
Oct. 24	@ COL	0-0	0/0	09:13
Oct. 26	vs WSH	0-0	1/2	09:51
Oct. 28	vs CAR	0-0	1/1	12:03
Oct. 30	vs MTL	0-1	0/1	12:36
Nov. 1	@ EDM	1-W	4/2	11:43
Nov. 2	vs NSH	0-0	1/1	10:29
Nov. 4	@ COL	1-0	2/1	08:52
Nov. 6	@ SJ	0-0	2/0	11:24
Nov. 8	@ LA	0-0	0/2	07:42
Nov. 9	@ ANA	DNP		
Nov. 11	vs OTT	DNP		
Nov. 14	vs ARI	0-0	0/2	11:11
Nov. 19	@ EDM	0-0	0/1	07:28
Nov. 20	vs ANA	0-1	4/1	10:27
Nov. 23	vs CHI	0-2	1/3	13:03
Nov. 25	vs NJ	0-0	2/1	09:56
Nov. 28	@ CBJ	0-0	2/0	11:53
Nov. 30	@ DET	0-0	0/0	10:51
Dec. 2	vs WSH	1-0	3/0	11:08
Dec. 4	@ PIT	0-0	0/0	12:51
Dec. 6	@ TOR	0-0	3/2	13:09
Dec. 7	@ OTT	0-0	0/0	08:50
Dec. 9	@ MTL	1-0	1/1	14:43
Dec. 13	vs NYR	0-0	1/2	13:42
Dec. 17	vs DAL	0-0	0/0	12:32
Dec. 20	vs CGY	0-0	5/0	12:34
Dec. 22	vs ARI	0-1	2/1	13:33
Dec. 28	@ ANA	0-0	1/0	13:08
Dec. 30	@ SJ	0-1	1/1	14:53
Jan. 1	@ LA	0-0	0/1	11:33
Jan. 3	vs DET	0-0	0/0	11:29
Jan. 6	vs NYI	0-1	1/0	13:54
Jan. 8	vs FLA	0-0	2/0	14:03
Jan. 10	vs CGY	0-0	1/1	09:42
Jan. 13	@ NSH	0-0	1/0	13:56
Jan. 15	@ PHI	0-0	1/1	13:06
Jan. 16	@ CAR	1-0(W)	2/1	14:58
Jan. 19	@ FLA	0-0	1/1	12:09
Jan. 20	@ TB	0-0	2/0	10:00
Jan. 27	vs ANA	2-0	0/0	06:13
Jan. 30	vs BUF	DNP		
Feb. 1	vs MIN	0-0	1/1	09:25
Feb. 3	vs WPG	0-0	0/1	08:28
Feb. 5	vs SJ	0-0	1/1	13:40
Feb. 7	vs PIT	0-1	2/1	13:43
Feb. 9	@ MIN	0-0	1/0	11:07
Feb. 11	@ CHI	0-0	0/1	13:42
Feb. 13	vs BOS	0-1	0/3	14:48
Feb. 14	@ CGY	0-0	4/1	14:13
Feb. 16	vs MIN	0-0	1/0	13:35
Feb. 19	@ NYR	0-0	3/1	15:08
Feb. 20	@ NJ	0-0	0/0	13:06
Feb. 22	@ NYI	0-1	1/1	13:51
Feb. 24	@ BOS	0-0	1/0	13:01
Feb. 26	@ BUF	0-0	0/1	14:20
Mar. 1	vs STL	0-1	0/0	13:19
Mar. 3	vs SJ	0-0	1/1	12:13
Mar. 5	@ ARI	0-0	1/1	14:21
Mar. 7	@ SJ	0-0	0/1	13:30
Mar. 9	vs ANA	0-1	1/0	15:16
Mar. 12	vs ANA	0-0	2/0	11:44
Mar. 14	vs TOR	1-1(W)	2/3	13:16
Mar. 17	vs PHI	0-0	0/0	13:59
Mar. 19	vs CBJ	0-0	0/1	13:30
Mar. 21	@ LA	0-0	0/1	10:59
Mar. 22	@ ARI	0-0	2/1	14:22
Mar. 24	vs WPG	0-0	0/1	13:17
Mar. 26	vs COL	0-0	2/0	11:40
Mar. 28	vs DAL	0-0	0/0	13:44
Mar. 30	@ STL	0-0	1/0	12:20
Mar. 31	@ NSH	0-1	0/1	10:07
Apr. 2	@ CHI	1-0	1/1	11:17
Apr. 4	@ WPG	0-0	1/2	9:17
Apr. 6	vs LA	0-0	1/0	12:17
Apr. 9	vs ARI	0-0	2/0	13:21
Apr. 11	vs EDM	0-0	2/0	13:08

NHL MILESTONES

100th NHL Game: Apr. 3/10 vs WSH
400th NHL Game: Mar. 22/15 vs ARI

#23 ALEX EDLER

(al-ehx EHD-luhr)

CAREER STATS

MOST GOALS IN A GAME 2

THREE TIMES—LATEST OCT. 29/11 vs WSH

MOST ASSISTS IN A GAME 3

TWICE—LATEST APR. 9/15 vs ARI

MOST POINTS IN A GAME 4

FEB. 7/09 vs CHI: 1-3-4

HAT TRICKS 0

GAME-WINNING GOALS 4

LATEST APR. 11/15 vs EDM

POWER PLAY GOALS 35

LATEST MAR. 22/11 at ARI

SHORTHANDED GOALS 1

DEC. 21/11 vs DET

OVERTIME POINTS 1-7-8

SHOOTOUT RECORD 6/23

4 GDG

PENALTY SHOT RECORD 0/0

REGULAR SEASON

PLAYOFFS

EDLER vs NHL

SEASON	CLUB	LEA	GP	G	A	PTS	PIM
2005.06	Kelowna	WHL	62	13	40	53	44
2006.07	Vancouver	NHL	22	1	2	3	6
	Manitoba	AHL	49	5	21	26	28
2007.08	Vancouver	NHL	75	8	12	20	42
	Manitoba	AHL	2	0	1	1	0
2008.09	Vancouver	NHL	80	10	27	37	54
2009.10	Vancouver	NHL	76	5	37	42	40
2010.11	Vancouver	NHL	51	8	25	33	24
2011.12	Vancouver	NHL	82	11	38	49	34
2012.13	Vancouver	NHL	45	8	14	22	37
2013.14	Vancouver	NHL	63	7	15	22	50
2014.15	Vancouver	NHL	74	8	23	31	54

VANCOUVER/NHL TOTALS 568 66 193 259 341

GP	G	A	PTS	PIM
12	3	5	8	12
3	0	0	0	2
8	0	0	0	2
—	—	—	—	—
—	—	—	—	—
10	1	7	8	6
12	2	4	6	10
25	2	9	11	8
5	2	0	2	8
4	1	0	1	2
—	—	—	—	—
6	0	3	3	4

65 8 23 31 40

TEAM	GP	G	A	PTS	PIM
Anaheim	31	2	11	13	18
Arizona	31	2	9	11	21
Boston	5	0	1	1	4
Buffalo	7	1	0	1	4
Calgary	44	4	23	27	24
Carolina	8	0	0	0	2
Chicago	28	3	12	15	14
Colorado	43	4	17	21	32
Columbus	26	2	10	12	14
Dallas	27	1	8	9	14
Detroit	26	5	9	14	14
Edmonton	43	5	18	23	28
Florida	9	0	4	4	4
Los Angeles	27	2	13	15	12
Minnesota	38	4	15	19	24
Montreal	11	2	1	3	8
Nashville	26	8	8	16	12
New Jersey	8	2	2	4	4
NY Islanders	7	0	1	1	2
NY Rangers	8	0	1	1	0
Ottawa	11	2	1	3	12
Philadelphia	6	1	4	5	2
Pittsburgh	8	1	1	2	10
St. Louis	24	1	5	6	10
San Jose	29	4	7	11	16
Tampa Bay	8	4	2	6	10
Toronto	12	0	6	6	14
Washington	8	4	2	6	6
Winnipeg	9	2	2	4	6

Total 568 66 193 259 341

NHL FIRSTS

First Game:	Nov. 4/06 at COL	Assists:	4 games	Twice (latest Apr. 4-11/15: 7 assists)
First Goal:	Nov. 30/06 vs ANA	Points:	4 games	Three times (latest Apr. 4-11/15: 1-7-8)
First Assist:	Nov. 6/06 vs DAL			

STREAKS

HONOURS

Walter Babe Pratt Award: 2012

NHL All-Star Game: 2012

NHL Young Stars Game: 2008

ACQUIRED

Vancouver's second choice, 91st overall in 2004 NHL Entry Draft.

PERSONAL

Was a fan of Peter Forsberg and Nicklas Lidstrom growing up...Fondest hockey memories are his first NHL game and the 2005 World Juniors...Hobbies outside of hockey include playing soccer, tennis and fishing.

CAREER HIGHLIGHTS

2014.15: Completed his ninth season with the Canucks, registering 31 points (8-23-31) in 74 games. Led the team in TOI this season on 59 separate occasions, including 26 games where he led all skaters in TOI. Ranked first on the team in average ice time per game (23:58), first amongst defencemen (and 3rd on the team) in average power play ice time per game (2:55), second in average shorthanded ice time per game (2:35) and first in average even strength ice time per game (18:27). Tallied 126 blocked shots and 94 hits. Finished the season as the fifth highest scoring defenceman in franchise history (66-193-259), 8th for most games played by a Canucks defenceman (568) and 1-22nd amongst all skaters in power play goals (35). Collected three assists in a game, tying a career high, Apr. 9 vs ARI. Scored four points (1-3-4) in four consecutive games, Mar. 21-26. Recorded a season-high 17 penalty minutes, Feb. 3 vs WPG. Moved into 5th place for most points by a Canucks defenceman with an assist, Dec. 2 at WSH. Established a three-game scoring streak (2-1-3), Nov. 2-6. Appeared in his 500th career NHL game, Oct. 23 at STL. Collected his first point of the season (0-1-1), Oct. 11 vs EDM. Tied for a team-high three assists in six playoff games vs CGY. **2013.14:** Appeared in 63 games with Vancouver, registering 22 points (7-15-22) and 50 penalty minutes. Finished tied for first on the Canucks in blocked shots (36) and ranked fifth in hits (112) and power play points (12). Concluded the season ranking fourth among Canucks defencemen all-time in power play goals scored (30), fifth in goals scored (58), seventh in points (128) and ninth in games played (494). Missed 16 games due to injury. Scored the game-winning goal on the power play and added an assist on the game-winning goal, Apr. 5 vs LA. Had a game-high eight shots and added a power play goal, Feb. 6 at MIL. Recorded six hits and two blocked shots after returning from injury, Jan. 13 at LA. Posted one assist and one goal, Nov. 22 vs CBJ. Became just the third player in 12 years to record 12 shots in a game, also adding an assist, four blocked shots and three hits, Nov. 2 vs TOR. **2012.13:** Appeared in 45 games with Vancouver, registering 22 points (8-14-22) and 37 penalty minutes. Collected eight goals, ranking tied for eighth amongst NHL defencemen in goals scored. Finished second amongst Canucks defencemen in scoring (8-14-22) and first amongst Canucks defencemen in hits (77). Ranked first on the team in blocked shots (80) and average TOI/G (23:50). Ended the season ranked eighth all-time in franchise history amongst Canucks defencemen for scoring (51-155-206), sixth amongst Canucks defencemen for power play goals (26) and tied for seventh with Kevin McCarthy in goals (51). Recorded his 200th career point, collecting a pair of assists, Mar. 16 vs DET. Collected a season high eight shots in a season high 28:34 TOI, Mar. 5 vs SJ. Appeared in 400th career game, Feb. 17 vs STL. Posted two three-game scoring streaks (1-2-3, Jan. 28-Feb. 1 and 1-2-3, Feb. 17-21). **2011.12:** Appeared in 82 games, collecting 49 points (11-38-49). Established a new career high for points (49), assists (38) and goals (11) in a season. Won the Walter (Babe) Pratt Award as the Canucks top defenceman. Ranked tied for fifth in the League among defencemen for most points and tied for sixth among defencemen for most power play assists (17). Averaged 23:51 TOI per game, ranking first on the Canucks. Collected four goals, including two game-deciding goals in the shootout to rank first among League defencemen in both categories. Established a new career high for points, surpassing his previous mark of 42 points, Mar. 8 vs WPG. Participated in the NHL All-Star Game in Ottawa, Jan. 29. Tied for Canucks goal scoring lead (2) after appearing in five playoff games. **2010.11:** Appeared in his fifth season with the Canucks, recording 33 points (8-25-33) and 24 penalty minutes in 51 games. Ranked second among Canucks defencemen in scoring (8-25-33), goals (8) and shots (121). Led the team in time on ice per game (24:17). Set a personal season high for plus/minus (+13). Missed 31 games due to injury. Tied a career high for most goals in a game (2), Jan. 22 vs CGY. Appeared in his 300th career game, Jan. 20 vs SJ. Registered his 100th career assist, Jan. 18 at COL. Ranked third in the League this postseason with 78 hits and was second among League defencemen in blocked shots (60). Collected a career high 11 points (2-9-11) in 25 games during his fourth postseason run. **2009.10:** Recorded six points (2-4-6) in 12 playoff games that included a three-game scoring streak (1-2-3), Apr. 21-25. Set career highs in assists (37) and points (42). Ranked second in team scoring among defencemen and T-20th among NHL defencemen for most points. Averaged 22:38 ice time per game. Recorded seven multi-point games. Set new career highs for assists with his 28th of the year, Mar. 13 at OTT. Recorded three assists in three consecutive games, Dec. 26-29. Recorded his first point of the season (0-1-1), Oct. 1 at CGY. **2008.09:** Recorded eight points (1-7-8) in 10 playoff games, leading Canucks defencemen in postseason scoring and finishing tied for 13th among NHL defencemen for most points in the 2009 playoffs. Played in 80 games, recording 37 points (10-27-37) and 54 penalty minutes. Set new career highs for most goals (10), assists (27) and points (37) in a season. Averaged 21:07 time on ice per game, ranking fourth on the team. Recorded five multi-point games. Notched three points (0-3-3) in two straight games, Apr. 7-9. Scored six points (1-5-6) in three consecutive games, Feb. 7-12. Established a single game career high with four points (1-3-4), Feb. 7 vs CHI. Notched first career game-winning goal, Dec. 9 at NSH. **2007.08:** Recorded 20 points (8-12-20). Led all Vancouver defencemen with 75 games played. Finished the season tied for 24th in the League in scoring among rookies, tied for fourth in rookie power play goals (4), tied for fifth in rookie shootout deciding goals (2), eighth in rookie shots (75) and 21st in rookie shooting percentage (6.5%). Had a career-high, three-point game (2-1-3), Feb. 14 vs MIN. Logged a season-high 28:53 minutes of time on ice, Feb. 5 at DAL. Scored his second game-winning shootout goal in four games, Jan. 13 at STL. Scored the game-winning shootout goal, named third star, Jan. 8 vs NYL. Scored first goal of the season and added an assist, Nov. 20 at EDM. Collected first assist of the season, Oct. 24 at DET. Recalled by Vancouver, Oct. 15. **2006.07:** Made three postseason starts in the 2007 playoffs.

2014.15 GAME BY GAME

Oct. 8	@ CGY	0-0	2/2-	22:24
Oct. 11	vs EDM	0-1	2/1	23:51
Oct. 17	@ EDM	0-0	4/0	23:06
Oct. 18	vs TB	0-0	4/0	23:10
Oct. 21	@ DAL	0-0	2/1-	18:49
Oct. 23	@ STL	0-0	1/2	21:33
Oct. 24	@ COL	0-1	3/2	23:57
Oct. 26	vs WSH	0-0	4/0	24:04
Oct. 28	vs CAR	0-0	2/1	24:07
Oct. 30	vs MTL	0-0	7/0	24:43
Nov. 1	@ EDM	0-0	5/1	23:10
Nov. 2	vs NSH	1-0	3/2-	28:09
Nov. 4	@ COL	0-1	3/2	23:46
Nov. 6	@ SJ	1-0	4/1	20:39
Nov. 8	@ LA	0-0	1/3-	21:04
Nov. 9	@ ANA	0-0	4/0	26:48
Nov. 11	vs OTT	0-0	4/1	25:51
Nov. 14	vs ARI	0-0	4/1	24:39
Nov. 19	@ EDM	0-0	1/1	22:58
Nov. 20	vs ANA	0-1	3/1	32:24
Nov. 23	vs CHI	0-0	1/3	22:42
Nov. 25	vs NJ	0-0	4/0	22:31
Nov. 28	@ CBJ	0-0	2/0	22:43
Nov. 30	@ DET	0-0	2/0	27:36
Dec. 2	@ WSH	2-0	2/0	26:44
Dec. 4	@ PIT	0-0	2/0	21:22
Dec. 6	@ TOR	0-0	4/1	26:34
Dec. 7	@ OTT	0-0	2/1	25:36
Dec. 9	@ MTL	0-0	3/1	24:50
Dec. 13	vs NYR	0-0	2/0	24:33
Dec. 17	vs DAL	0-0	1/2	28:53
Dec. 20	vs CGY	0-0	2/1	25:38
Dec. 22	vs ARI	0-1	3/3	18:38
Dec. 28	@ ANA	0-0	1/2-	25:34
Dec. 30	@ SJ	0-1	1/2	25:13
Jan. 1	vs LA	0-0	2/0	24:19
Jan. 3	vs DET	1-1	5/0	27:17
Jan. 6	vs NYI	0-0	0/1	24:42
Jan. 8	vs FLA	0-0	2/1	24:49
Jan. 10	vs CGY	0-0	3/0	27:17
Jan. 13	@ NSH	1-0	6/0	24:24
Jan. 15	@ PHI	0-1	1/2	23:00
Jan. 16	@ CAR	0-0	2/0	23:44
Jan. 19	@ FLA	0-0	2/0	23:43
Jan. 20	@ TB	0-0	0/0	23:41
Jan. 22	vs ANA	0-0	2/0	28:32
Jan. 30	vs BUF	0-0	3/1	25:05
Feb. 1	vs MIN	0-1	3/2-	26:26
Feb. 3	vs WPG	0-0	4/1	26:16
Feb. 5	vs SJ	0-0	1/2-	25:30
Feb. 7	vs PIT	0-1	0/1	24:04
Feb. 9	@ MIN	0-0	2/0	23:39
Feb. 11	@ CHI	0-0	3/2	25:17
Feb. 13	vs BOS	0-0	0/1	23:34
Feb. 14	@ CGY	0-0	0/1	17:41
Feb. 16	vs MIN	0-0	0/0	23:41
Feb. 20	@ NYR	0-0	0/0	23:41
Feb. 21	@ NJ	0-0	0/0	23:41
Feb. 22	@ NYI	0-0	0/0	23:41
Feb. 24	@ BOS	0-0	0/0	23:41
Feb. 26	@ BUF	0-0	0/0	23:41
Mar. 1	vs STL	0-0	0/0	23:41
Mar. 3	vs SJ	0-0	0/0	23:41
Mar. 5	@ ARI	0-0	3/0	24:55
Mar. 7	@ SJ	0-0	1/0	26:26
Mar. 9	vs ANA	0-0	1/0	24:09
Mar. 12	vs LA	0-0	1/1	22:36
Mar. 14	vs TOR	0-0	0/0	22:58
Mar. 17	vs PHI	1-1	2/1	24:19
Mar. 19	vs CBJ	0-0	2/1	21:09
Mar. 21	@ LA	0-1	8/2	25:10
Mar. 22	@ ARI	1-0(W)	5/1	21:49
Mar. 24	vs WPG	0-1	0/1	23:51
Mar. 26	vs COL	0-1	3/1	22:20
Mar. 28	vs DAL	0-0	2/1	26:20
Mar. 30	@ STL	0-0	1/2	20:49
Apr. 1	@ NSH	0-0	3/1	24:53
Apr. 2	@ CHI	0-0	2/0	22:05
Apr. 4	@ WPG	0-1	5/2-	22:21
Apr. 6	vs LA	0-1	1/0	25:30
Apr. 9	vs ARI	0-3	1/1	20:34
Apr. 11	vs EDM	1-2	2/2	22:46

INTERNATIONAL

Olympics: 2014 (silver)

World Championships: 2013 (gold), 2008

World Junior Championships: 2006

NHL MILESTONES

100th NHL Game: Oct. 13/08 at WSH

500th NHL Game: Oct. 23/14 at STL

100th NHL Point: Apr. 1/10 at LA

200th NHL Point: Mar. 16/13 vs DET

100th NHL Assist: Jan. 18/11 at COL

#2 DAN HAMHUIS

(DAN HAM-HOOS)

CAREER STATS

MOST GOALS IN A GAME 2

MAR. 8/11 at PHX

MOST ASSISTS IN A GAME 4

MAR. 4/04 at PIT

MOST POINTS IN A GAME 5

MAR. 4/04 at PIT: 1-4-5

HAT TRICKS 0

GAME-WINNING GOALS 9

LATEST MAR. 8/11 at PHX

POWER PLAY GOALS 12

LATEST APR. 9/15 vs ARI

SHORTHANDED GOALS 3

LATEST APR. 8/13 vs PHX

OVERTIME POINTS 2-5-7

SHOOTOUT RECORD 0/0

0 GDG

PENALTY SHOT RECORD 0/0

REGULAR SEASON

PLAYOFFS

HAMHUIS vs NHL

SEASON	CLUB	LEA	GP	G	A	PTS	PIM	GP	G	A	PTS	PIM
1998-99	Prince George	WHL	56	1	3	4	45	7	1	2	3	8
1999-00	Prince George	WHL	70	10	23	33	140	13	2	3	5	35
2000-01	Prince George	WHL	62	13	46	59	125	6	2	3	5	15
2001-02	Prince George	WHL	59	10	50	60	135	7	0	5	5	16
2002-03	Milwaukee	AHL	68	6	21	27	81	6	0	3	3	2
2003-04	Nashville	NHL	80	7	19	26	57	6	0	2	2	6
2004-05	Milwaukee	AHL	76	13	38	51	85	7	0	2	2	10
2005-06	Nashville	NHL	82	7	31	38	70	5	0	2	2	2
2006-07	Nashville	NHL	81	6	14	20	66	5	0	1	1	2
2007-08	Nashville	NHL	80	4	23	27	66	6	1	1	2	6
2008-09	Nashville	NHL	82	3	23	26	67	-	-	-	-	-
2009-10	Nashville	NHL	78	5	19	24	49	6	0	2	2	2
2010-11	Vancouver	NHL	64	6	17	23	34	19	1	5	6	6
2011-12	Vancouver	NHL	82	4	33	37	46	5	0	3	3	6
2012-13	Vancouver	NHL	47	4	20	24	12	4	1	1	2	8
2013-14	Vancouver	NHL	79	5	17	22	26	-	-	-	-	-
2014-15	Vancouver	NHL	59	1	22	23	44	6	0	1	1	16
VANCOUVER TOTALS			331	20	109	129	162	34	2	10	12	36
NHL TOTALS			814	52	238	290	537	62	3	18	21	54

TEAM	GP	G	A	PTS	PIM
Anaheim	44	3	16	19	24
Arizona	43	8	10	18	18
Boston	10	0	2	2	12
Buffalo	11	0	6	6	10
Calgary	46	3	16	19	16
Carolina	11	0	1	1	2
Chicago	56	5	21	26	72
Colorado	44	1	16	17	26
Columbus	55	3	17	20	34
Dallas	39	2	12	14	40
Detroit	54	3	12	15	34
Edmonton	46	1	9	10	31
Florida	12	2	5	7	2
Los Angeles	42	3	7	10	26
Minnesota	42	5	13	18	38
Montreal	11	0	3	3	6
Nashville	14	0	8	8	8
New Jersey	10	0	2	2	8
NY Islanders	10	0	2	2	4
NY Rangers	10	0	1	1	4
Ottawa	11	1	3	4	2
Philadelphia	10	0	4	4	13
Pittsburgh	11	2	6	8	6
St. Louis	58	4	13	17	24
San Jose	43	0	12	12	16
Tampa Bay	11	1	1	2	4
Toronto	11	2	1	3	8
Vancouver	24	1	9	10	31
Washington	10	0	4	4	6
Winnipeg	15	2	6	8	12

Total 814 52 238 290 537

NHL FIRSTS

First Game: Oct. 9/03 vs ANA
First Goal: Oct. 16/03 vs STL
First Assist: Oct. 16/03 vs STL

STREAKS

Assists: 4 games Three times (latest Nov. 4–11/11: 4 assists)
Points: 6 games Apr. 4–15/13: 2–4–6

HONOURS

Walter Babe Pratt Award: 2014, 2013
 NHL YoungStars Game: 2004
 Four Broncos Memorial Trophy: 2002

Bill Hunter Memorial Trophy: 2002
 CHL Defenceman of the Year: 2002
 WHL Player of the Year: 2002

ACQUIRED

Signed as a free agent by Vancouver on July 1, 2010.

PERSONAL

Along with Georges Laraque and officials from the NHLPA and World Vision Canada, Hamhuis visited the Grace Children's Hospital in Haiti in 2010 to donate over \$1 million raised. Alongside wife Sarah, donated \$100,000 to Ronald McDonald House in 2012...Spends his summers in Smithers, BC, partaking in a number of outdoor activities and sports...Names his father as his idol...In April 2014, became part of an ownership group that purchased his junior club the Prince George Cougars.

CAREER HIGHLIGHTS

2014.15: Completed his 11th NHL season and fifth as a Canuck, recording 23 points (1–22–23) in 59 games...Averaged 23:31 time on ice per game, ranking second on the team...Registered 82 hits and 71 blocked shots...Ranked seventh on the team in assists and 2nd amongst Canucks defencemen...Notched his second goal in as many nights, Apr. 11 vs EDM...Collected his first goal of the season, Apr. 9 vs ARI...Collected two assists, tying a season high, Mar. 31 at NSH...Played in his 800th career game, Mar. 12 vs LA...Registered game-high TOI in consecutive games, Feb. 16–19...Recorded his first multi-point game of the year (0–2–2), Feb. 9 at MIN...Registered one assist 10–11 in six playoff games vs CGY. **2013.14:** Collected 22 points (5–17–22) and 26 penalty minutes in 79 games in his fourth season with the Canucks...Averaged 23:57 TOI per game, ranking first on the Canucks in average TOI per game...Tied for third on the Canucks in blocked shots with B30 and ranked first in takeaways with 48...As voted by Canucks fans, received the Walter (Babe) Pratt Trophy as the Canucks most outstanding defenceman...Recorded two assists and finished +1, Apr. 10 at COL...Posted a three-game scoring streak, recording four points (0–4–4), Dec. 22–Dec. 30...Appeared in his 700th career game, Nov. 23 vs CBJ...Registered his 200th career assist, Oct. 6 at CGY. **2012.13:** Collected 24 points (4–20–24) and 12 penalty minutes in 47 games in his third season with the Canucks...Averaged 23:23 TOI per game, ranking second on the Canucks in this category...Led Canucks defencemen in scoring (4–20–24) and ranked tied for 20th in the League amongst defencemen...Ranked second on the team with 63 blocked shots and sixth with 20 takeaways...Received the Walter (Babe) Pratt Trophy as the Canucks most outstanding defenceman, as voted by fans...Registered a career high six-game scoring streak, registering six points (2–4–6) including a shorthanded goal, Apr. 4–15...Scored Vancouver's first goal of the 2012.13 campaign, Jan. 19 vs ANA. **2011.12:** Averaged 23:25 TOI per game, ranking third on the Canucks in this category...Ranked sixth in the League for best plus/minus (+29)...Went on a three-game assist streak, Jan. 2–7...Collected three assists in three straight games, Nov. 26–Dec. 1...Established a five-game scoring streak, collecting six points over that span (2–4–6), Nov. 3–11...Led Canucks defencemen in playoff scoring (0–3–3) in five games. **2010.11:** Set a personal best plus/minus (+29), ranking tied for ninth in the League and third on the team...Ranked fourth on the team in blocked shots (89)...Ranked third among Canucks defencemen in scoring (6–17–23)...Missed 18 games due to injury...Established a career high for most goals in a game (2), Mar. 8 at PHX...Established a three game scoring streak (1–2–3), Nov. 26–Dec. 3...Collected his first point as a Vancouver Canuck (0–1–1), Oct. 13 at ANA...Made his debut in a Canucks uniform, Oct. 9 vs LA...In the postseason, ranked second among Canucks defencemen in average ice time per game (24:50), plus/minus (+5) and blocked shots (38)...Collected six points (1–5–6) in 19 playoff games. **2009.10:** Finished third on Nashville in time on ice per game (21:15)...Collected an assist for the fourth consecutive game and added four shots, Mar. 7 vs VAN...Finished +2, collecting an assist and four shots, Feb. 9 at NYL...Collected his third multi-point game of the season with two points (1–1–2), Dec. 4 at CHI...Registered two points (1–1–2) and finished +3, Nov. 28 vs FLA...Tallied his first multi-point game of the season, registering two points (0–2–2), Oct. 31 vs DAL...Skated for a season high 27:30 TOI, Oct. 3 at DAL. **2008.09:** Ranked third on the Predators in average ice time with a career high (22:50)...Ranked third among club blueliners in points (3–23–26)...Tied a career high for shots on goal (135)...First on the team and second among NHL defencemen in takeaways (63)...One of just five NHL defencemen to score a power play goal, a shorthanded goal and a game-winning goal...Played in his 400th career NHL game, becoming the fourth Nashville draft pick to reach the mark in a Predators uniform, Mar. 31 at CBJ...Scored his first career OT goal, Nov. 14 at ANA. **2007.08:** Led the Predators in average time on ice (22:43), and hits with a personal-best (162)...Finished third in points among Nashville defencemen (4–23–27)...Notched a point in each of the first five games of the season, a career-high point streak (1–5–6). **2006.07:** Ranked second on the club in hits (122) and third in blocked shots (85)...Scored the game-winner, Feb. 3 vs ANA. **2005.06:** Posted career-highs in assists (31), points (7–31–38) and penalty minutes (70) and matched his career-high in goals...Ranked second on Nashville in hits (114) and blocked shots (100)...Scored his first career shorthanded goal, Mar. 14 vs VAN...Played for Canada at the 2006 World Championships and led team blueliners in scoring (1–4–5). **2004.05:** Named a Second Team AHL All-Star...Ranked second among AHL defencemen in scoring with 51 points (13–38–51) and tied for third among AHL blueliners in power play goals (8)...Led Milwaukee defencemen and ranked second overall on the Admirals in points and assists. **2003.04:** Tied a franchise rookie record by appearing in 80 regular season games...Finished second on the Predators and second among NHL rookies in average ice time (22:08)...Tied for second on Nashville and tied for second among League rookies in game-winning goals (4)...Tied for second among NHL rookie defencemen in assists (19) and tied for third in points (7–19–26)...Became one of two Predators to ever record a five-point game and set a franchise single-game record for points by a rookie recording five points (1–4–5), Mar. 4 at PIT.

2014.15 GAME BY GAME

Oct. 8	@ CGY	0–1	1/1	20:27
Oct. 11	vs EDM	0–1	1/0	23:32
Oct. 17	@ EDM	0–0	2/1	21:11
Oct. 18	vs TB	0–0	1/–3	22:17
Oct. 21	@ DAL	0–0	1/–2	22:34
Oct. 23	@ STL	0–0	0/1	22:15
Oct. 24	@ COL	0–0	1/–1	19:52
Oct. 26	vs WSH	0–1	2/0	22:37
Oct. 28	vs CAR	0–0	0/–1	21:29
Oct. 30	vs MTL	0–0	2/0	23:04
Nov. 1	@ EDM	0–0	2/0	21:50
Nov. 2	vs NSH	0–0	3/–1	22:44
Nov. 4	@ COL	0–1	1/0	20:30
Nov. 6	@ SJ	0–0	0/–1	20:38
Nov. 8	@ LA	0–0	0/0	22:24
Nov. 9	@ ANA	0–1	0/1	21:54
Nov. 11	vs OTT	0–1	0/0	20:39
Nov. 14	vs ARI	0–0	2/–2	21:52
Nov. 19	@ EDM	0–0	0/2	21:19
Nov. 20	vs ANA	0–0	0/0	00:19
Nov. 23	vs CHI	INJ		
Nov. 25	vs NYI	INJ		
Nov. 28	@ CBJ	INJ		
Nov. 30	@ DET	INJ		
Dec. 2	@ WSH	INJ		
Dec. 4	@ PIT	INJ		
Dec. 6	@ TOR	INJ		
Dec. 7	@ OTT	INJ		
Dec. 9	@ MTL	INJ		
Dec. 13	vs NYR	INJ		
Dec. 17	vs DAL	INJ		
Dec. 20	vs CGY	INJ		
Dec. 22	vs ARI	INJ		
Dec. 28	@ ANA	INJ		
Dec. 30	@ SJ	INJ		
Jan. 1	vs LA	INJ		
Jan. 3	vs DET	INJ		
Jan. 6	vs NYI	INJ		
Jan. 8	vs FLA	INJ		
Jan. 10	vs CGY	INJ		
Jan. 13	@ NSH	INJ		
Jan. 15	@ PHI	INJ		
Jan. 16	@ CAR	0–0	2/1	19:48
Jan. 19	@ FLA	0–1	0/1	21:50
Jan. 20	@ TB	0–0	1/–1	22:09
Jan. 27	vs ANA	0–0	1/–3	20:47
Jan. 30	vs BUF	0–1	3/2	23:38
Feb. 1	vs MIN	0–0	0/0	22:41
Feb. 3	vs WPG	0–1	0/0	22:27
Feb. 5	vs SJ	0–1	0/2	20:57
Feb. 9	vs PIT	0–0	1/2	20:16
Feb. 9	@ MIN	0–2	1/2	23:02
Feb. 11	@ CHI	0–0	3/0	23:48
Feb. 13	vs BOS	0–0	1/1	21:29
Feb. 14	@ CGY	0–0	1/0	25:48
Feb. 16	vs MIN	0–0	1/1	26:41
Feb. 19	@ NYR	0–1	1/2	26:52
Feb. 20	@ NJ	0–0	1/–2	25:40
Feb. 22	@ NYI	0–0	0/1	26:00
Feb. 24	@ BOS	0–0	0/0	24:56
Feb. 26	@ BUF	0–2	6/–1	23:57
Mar. 1	vs STL	0–1	1/3	25:13
Mar. 3	vs SJ	0–0	2/–2	23:02
Mar. 5	@ ARI	0–1	1/1	26:40
Mar. 7	@ SJ	0–0	1/1	22:58
Mar. 9	vs ANA	0–1	1/1	20:31
Mar. 12	vs LA	0–0	2/–3	22:03
Mar. 14	vs TOR	0–0	1/2	19:56
Mar. 17	vs PHI	0–0	1/1	18:45
Mar. 19	vs CBJ	0–0	1/–1	20:48
Mar. 21	@ LA	0–0	1/1	17:59
Mar. 22	@ ARI	0–0	1/1	19:43
Mar. 24	vs WPG	0–1	2/0	19:24
Mar. 26	vs COL	0–0	4/0	20:49
Mar. 28	vs DAL	0–1	2/0	18:47
Mar. 30	@ STL	0–0	1/0	20:56
Mar. 31	@ NSH	0–2	1/3	20:58
Apr. 2	@ CHI	0–0	1/1	17:50
Apr. 4	@ WPG	0–0	0/0	19:21
Apr. 6	LA	0–0	1/–1	22:32
Apr. 9	vs ARI	1–0	6/0	19:33
Apr. 11	vs EDM	DND		

INTERNATIONAL

Olympics: 2014 (gold)
 World Championships: 2015 (gold),
 2013, 2009 (silver), 2008 (silver),
 2007 (gold), 2006
 World Junior Championships: 2002
 (silver), 2001 (bronze)

NHL MILESTONES

100th NHL Game: Nov. 24/05 vs LA
500th NHL Game: Dec. 5/10 vs STL
800th NHL Game: Mar. 12/15 vs LAK
100th NHL Point: Jan. 5/08 vs MIN
200th NHL Point: Dec. 17/11 at TOR
100th NHL Assist: Feb. 3/09 vs PHX
200th NHL Assist: Oct. 6/13 at CGY

#36

JANNIK HANSEN

(YAH-nihk HAHN-suhn)

CAREER STATS

MOST GOALS IN A GAME 3

NOV. 23/14 vs CHI

MOST ASSISTS IN A GAME 2

10 TIMES—LATEST FEB. 19/15 at NYR

MOST POINTS IN A GAME 3

TWICE—LATEST NOV. 23/14 vs CHI: 3-0-3

HAT TRICKS 1

NOV. 23/14 vs CHI

GAME-WINNING GOALS 14

LATEST DEC. 30/14 at SJ

POWER PLAY GOALS 1

APR. 22/13 vs CHI

SHORTHANDED GOALS 4

LATEST NOV. 19/14 at EDM

OVERTIME POINTS 0-3-3

SHOOTOUT RECORD 0/1

0 GDG

PENALTY SHOT RECORD 0/2

LATEST NOV. 22/13 vs CBJ, no goal (Bobrovsky)



REGULAR SEASON

PLAYOFFS

HANSEN vs NHL

SEASON	CLUB	LEA	GP	G	A	PTS	PIM
2005.06	Portland	WHL	64	24	40	64	67
2006.07	Vancouver	NHL	—	—	—	—	—
	Manitoba	AHL	72	12	22	34	38
2007.08	Vancouver	NHL	5	0	0	0	2
	Manitoba	AHL	50	21	22	43	22
2008.09	Vancouver	NHL	55	6	15	21	37
	Manitoba	AHL	2	1	0	1	2
2009.10	Vancouver	NHL	47	9	6	15	18
	Manitoba	AHL	5	0	2	2	5
2010.11	Vancouver	NHL	82	9	20	29	32
2011.12	Vancouver	NHL	82	16	23	39	34
2012.13	Vancouver	NHL	47	10	17	27	8
	Tappara	SM-liiga	20	7	10	17	43
2013.14	Vancouver	NHL	71	11	9	20	43
2014.15	Vancouver	NHL	81	16	17	33	27
VANCOUVER/NHL TOTALS			470	77	107	184	201

GP	G	A	PTS	PIM
12	7	6	13	16
10	0	1	1	4
6	0	0	0	2
—	—	—	—	—
6	2	2	4	0
2	0	0	0	0
—	—	—	—	—
12	1	2	3	4
—	—	—	—	—
25	3	6	9	18
5	1	0	1	14
4	0	0	0	2
—	—	—	—	—
—	—	—	—	—
6	2	2	4	0
64	7	11	18	42

TEAM	GP	G	A	PTS	PIM
Anaheim	25	4	10	14	27
Arizona	23	2	4	6	8
Boston	7	2	1	3	4
Buffalo	7	1	0	1	0
Calgary	34	5	8	13	14
Carolina	8	3	2	5	6
Chicago	22	7	3	10	6
Colorado	32	6	6	12	8
Columbus	19	0	4	4	6
Dallas	18	1	6	7	8
Detroit	20	2	2	4	2
Edmonton	36	7	7	14	22
Florida	8	2	1	3	8
Los Angeles	24	2	5	7	16
Minnesota	28	6	8	14	10
Montreal	9	0	3	3	0
Nashville	25	4	5	9	10
New Jersey	6	1	0	1	0
NY Islanders	8	0	3	3	0
NY Rangers	7	0	5	5	2
Ottawa	11	0	3	3	2
Philadelphia	8	3	1	4	2
Pittsburgh	8	1	3	4	17
St. Louis	20	8	1	9	4
San Jose	25	5	6	11	11
Tampa Bay	7	2	0	2	0
Toronto	8	3	3	6	6
Washington	7	0	5	5	0
Winnipeg	10	0	2	2	2

Total 470 77 107 184 201

NHL FIRSTS

First Game:	Nov. 1/07 vs NSH	Goals:	3 games	Three times (latest Nov. 19-23/14: 5 goals)
First Goal:	Oct. 16/08 at DET	Points:	5 games	Dec. 1-10/11: 4-2-6
First Assist:	Oct. 11/08 at CGY	Assists:	3 games	Feb. 14-19/15: 4 assists

HONOURS

Fred J. Hume Award (Canucks Unsung Hero): 2013, 2011
Vancouver Canucks Most Exciting Player: 2013

ACQUIRED

Vancouver's seventh choice, 287th overall in the 2004 NHL Entry Draft.

PERSONAL

Janik and his wife Karen welcomed twins Lucas and Daniel in March 2013. Was the first Danish citizen to play and register a point in an NHL playoff game...His father, Brent, is a former member of the Danish national hockey team...Is a soccer fan and roots for the Danish National Team.

CAREER HIGHLIGHTS

2014.15: Completed his eighth season as a Canuck, recording 33 points (16-17-33) in 81 games...Ranked t-6th on the team in points...Finished the season ranked t-21st in game-winning goals (14) in franchise history...Registered four points (2-2-4) in four consecutive games, Feb. 22-Mar. 1...Collected five points (1-4-5) in four straight games, Feb. 13-19...Established a three game scoring streak (1-2-3), Jan. 15-19...Named NHL's First Star for the week ending Nov. 23...Collected his first career hat trick, which was the first Canuck hat trick against Chicago since Stan Smyl accomplished the feat on Dec. 14/86, and tied a career high for most points in a game, Nov. 23 vs CHI...Notched five goals in three consecutive games (5-0-5), Nov. 19-23...Notched an assist and a season-high six shots, Nov. 4 at COL...Appeared in his 400th NHL game, Nov. 1 at EDM...Tied a career high for most assists in a game, Feb. 19 at NYR...Recorded his 100th career assist, Feb. 16 vs MIN...In six WCQ playoff games, tied for the team-lead in both playoff goals (2) and points (4)...Notched two points (1-1-2) to lead the team in scoring in Game 6 of the WCQ. **2013.14:** Appeared in 71 games, collecting 20 points (11-9-20) in his seventh NHL season...Ranked tied for fourth on the Canucks in game-winning goals (3) and fifth in even strength goals with 10...Registered an assist on the game-tying goal, was +1 and added three shots in a season high 20:14 minutes, Mar. 12 at WPG...Scored the game-winning goal in the first game back from the Olympic break, Feb. 26 vs STL...Notched the game-winning goal, Dec. 29 at CGY...Collected his and the Canucks first game-winning goal of the season and finished +2 with a team high four hits, Oct. 5 vs EDM. **2012.13:** Appeared in 47 games, collecting 27 points (10-17-27) in his sixth NHL season...Ranked tied for fourth on the team in goal scoring with 10 goals...Ranked second amongst Canucks forwards in average shorthanded time on ice per game (2:10)...Was the recipient of the Most Exciting Player Award and the Fred J. Hume Award (Canucks unsung hero), as voted by the fans...Notched his first NHL power play goal, Apr. 22 vs CHI...Played his 300th NHL game, collecting an assist, Mar. 21 at PHX...Collected points in three consecutive games (1-2-3), Mar. 19-23...Registered a career high three point game (1-2-3), including the game-winner, Mar. 14 vs NSH...Had a season high five hits, Feb. 19 at CHI...Scored the game-winning goal, Feb. 12 vs MIN...Collected two assists in a game for the seventh time in his career in the Canucks season opener, Jan. 19 vs ANA. **2011.12:** Established new career season highs in goals (16), assists (23) and points (39)...Averaged 14:53 TOI per game...Collected one shorthanded goal and averaged 2:08 TOI per game shorthanded...Established a three-game scoring streak (1-2-3), Apr. 3-7...Notched a game-winning goal and two assists in a three-game scoring streak, Feb. 15-19...Collected four points (2-2-4) in a three game scoring streak, Dec. 17-21...Established a career best five-game scoring streak, registering six points (4-2-6), Dec. 1-10...Collected one goal in five playoff games. **2010.11:** Led all Canucks with 149 hits during his fourth NHL season...Recorded 29 points (19-20-29) and 32 penalty minutes in 82 games played...Set a career high in games played (82) assists (20), points (29) and plus/minus (+13)...Registered four multi-point games and tied a career high for most assists in a game (2) three times...Notched two game-winning goals, Dec. 18 and Feb. 15...Collected two assists, tying a career high for most assists in a game, Jan. 14 at WSH...Collected nine points (3-6-9) and registered 39 hits in 25 playoff games. **2009.10:** Recorded 15 points (9-6-15) in 47 games played...Played his 100th career NHL game, Mar. 27 at SJ...Logged a season-high 18:29 of ice time, Mar. 16 vs NYL...Scored game-winning goals in consecutive games, Mar. 7 at NSH and Mar. 9 at COL...Scored first career shorthanded goal, Feb. 11 at FLA...Tied a career high for most points in a game (1-1-2), Nov. 14 at COL...Missed 19 games due to a hand injury, Oct. 1-Nov. 10. **2008.09:** Finished the season with 21 points (6-15-21) and 37 penalty minutes in 55 games with the Canucks...Tied for 25th in points (21) among all rookies in the NHL...Recorded four multi-point games...Registered his first career game-winning goal, Feb. 10 at STL...Recorded his first two-goal game, Oct. 25 vs EDM...Scored his first career goal, Oct. 16 at DET...Recorded his first career point (an assist), Oct. 11 at CGY. **2007.08:** Appeared in six playoff games for the Manitoba Moose recording four points (2-2-4). **2006.07:** Made his NHL debut during playoffs against Dallas appearing in 10 games recording one point (0-1-1) and four penalty minutes. **2005.06:** Recorded 13 points (7-6-13) in 12 playoff games for Portland of the WHL...Represented Denmark in the 2004, 2006 and 2008 World Championships appearing in a total of 16 games recording six points (4-2-6) and eight penalty minutes.

INTERNATIONAL

World Championships: 2014, 2012, 2008, 2006, 2005
World Junior Championships: 2006, 2005, 2004
World U18 Championships: 2002, 2003

2014.15 GAME BY GAME

Oct. 8	@ CGY	0-0	1/2	09:54
Oct. 11	vs EDM	0-0	1/0	09:46
Oct. 17	@ EDM	0-0	0/0	09:06
Oct. 18	vs TB	0-0	0/1	10:51
Oct. 21	@ DAL	1-0	3/0	11:11
Oct. 23	@ STL	1-0	1/1	12:46
Oct. 24	@ COL	0-0	1/1	12:31
Oct. 26	vs WSH	0-0	1/2	10:02
Oct. 28	vs CAR	1-0	3/1	11:07
Oct. 30	vs MTL	0-0	1/0	12:19
Nov. 1	@ EDM	0-0	1/0	13:55
Nov. 2	vs NSH	0-0	0/0	14:18
Nov. 4	@ COL	0-1	6/1	13:39
Nov. 6	@ SJ	0-0	2/0	13:02
Nov. 8	@ LA	0-0	0/-2	14:04
Nov. 9	@ ANA	0-0	2/0	17:50
Nov. 11	vs OTT	0-0	2/0	17:21
Nov. 14	vs ARI	0-0	0/-1	13:57
Nov. 19	@ EDM	1-0	2/0	08:35
Nov. 20	vs ANA	1-0	1/1	12:05
Nov. 23	vs CHI	3-0(W)	4/3	13:40
Nov. 25	vs NJ	0-0	1/0	12:45
Nov. 28	@ CBJ	0-0	3/0	10:59
Nov. 30	@ DET	0-0	2/0	11:22
Dec. 2	@ WSH	0-1	0/0	09:17
Dec. 4	@ PIT	0-1	1/2	10:59
Dec. 6	@ TOR	0-0	1/-2	13:47
Dec. 7	@ OTT	0-0	0/-1	12:31
Dec. 9	@ MTL	0-1	1/1	14:34
Dec. 13	vs NYR	0-1	2/0	16:56
Dec. 17	vs DAL	0-0	1/0	14:32
Dec. 20	vs CGY	0-0	2/0	06:12
Dec. 22	vs ARI	INJ		
Dec. 28	@ ANA	0-1	1/0	16:24
Dec. 30	@ SJ	1-0(W)	2/1	13:13
Jan. 1	vs LA	0-0	1/0	15:07
Jan. 3	vs DET	0-0	0/0	16:08
Jan. 6	vs NYI	0-0	1/-1	13:42
Jan. 8	vs FLA	0-0	1/0	13:10
Jan. 10	vs CGY	0-0	2/-1	14:38
Jan. 13	@ NSH	0-0	5/-1	14:44
Jan. 15	@ PHI	1-0	2/1	13:47
Jan. 16	@ CAR	0-1	1/2	15:08
Jan. 19	@ FLA	0-1	2/1	12:43
Jan. 20	@ TB	0-0	1/1	13:20
Jan. 27	vs ANA	0-0	1/0	15:12
Jan. 30	vs BUF	0-0	1/0	12:26
Feb. 1	vs MIN	0-0	2/-1	16:26
Feb. 3	vs WPG	0-0	2/0	15:05
Feb. 5	vs SJ	0-0	0/-1	15:24
Feb. 7	vs PIT	0-0	1/1	16:07
Feb. 9	@ MIN	0-0	3/0	15:13
Feb. 11	@ CHI	0-0	2/-1	15:58
Feb. 13	@ BOS	1-0	1/0	15:10
Feb. 14	@ CGY	0-1	3/-1	13:03
Feb. 16	vs MIN	0-0	1/0	16:29
Feb. 19	@ NYR	0-2	4/1	16:48
Feb. 20	@ NJ	0-0	2/-2	14:30
Feb. 22	@ NYI	0-1	3/1	15:03
Feb. 24	@ BOS	0-1	3/1	15:08
Feb. 26	@ BUF	1-0	2/-1	14:37
Mar. 1	vs STL	1-0	4/1	16:10
Mar. 3	vs SJ	0-0	0/-1	15:19
Mar. 5	@ ARI	0-1	1/-1	15:15
Mar. 7	@ SJ	0-0	2/1	14:33
Mar. 9	vs ANA	0-1	0/0	14:09
Mar. 12	vs ANA	0-0	1/0	15:57
Mar. 14	vs TOR	1-0	3/1	15:34
Mar. 17	vs PHI	0-0	5/0	14:45
Mar. 19	vs CBJ	0-0	3/1	16:24
Mar. 21	@ LA	0-0	3/0	14:30
Mar. 22	@ ARI	0-0	2/0	12:07
Mar. 24	vs WPG	0-0	1/0	15:41
Mar. 26	vs COL	0-0	2/-2	12:26
Mar. 28	vs DAL	0-0	1/-1	18:56
Mar. 30	@ STL	1-0	4/0	16:02
Mar. 31	@ NSH	0-0	3/0	16:11
Apr. 2	@ CHI	0-0	4/-2	14:38
Apr. 4	@ WPG	0-0	3/-2	13:13
Apr. 6	LA	0-0	0/0	16:43
Apr. 9	vs ARI	0-1	3/1	16:50
Apr. 11	vs EDM	1-0	1/0	16:06

NHL MILESTONES

100th NHL Game: Mar. 27/10 at SJ

400th NHL Game: Nov. 1/14 at EDM

100th NHL Point: Mar. 24/12 at COL

#20 CHRIS HIGGINS

(KRIHS HHH-gihns)

CAREER STATS

MOST GOALS IN A GAME 3

NOV. 11/08 vs OTT

MOST ASSISTS IN A GAME 3

MAR. 22/07 at BOS

MOST POINTS IN A GAME 4

MAR. 22/07 at BOS: 1-3-4

HAT TRICKS 1

Nov. 11/08 vs OTT

GAME-WINNING GOALS 23

LATEST NOV. 28/14 at CBJ

POWER PLAY GOALS 36

LATEST MAR. 31/15 at NSH

SHORTHANDED GOALS 9

LATEST MAR. 28/12 vs COL

OVERTIME POINTS 4-2-6

SHOOTOUT RECORD 8/26

4 GDG

PENALTY SHOT RECORD 0/2

LATEST APR. 6/09 vs OTT, no goal (Auld)



REGULAR SEASON

PLAYOFFS

HIGGINS vs NHL

SEASON	CLUB	LEA	GP	G	A	PTS	PIM	GP	G	A	PTS	PIM	TEAM	GP	G	A	PTS	PIM
2001.02	Yale	NCAA	27	14	17	31	32	-	-	-	-	-	Anaheim	20	1	3	4	0
2002.03	Yale	NCAA	28	20	21	41	41	-	-	-	-	-	Arizona	20	4	8	12	0
2003.04	Montreal	NHL	2	0	0	0	0	-	-	-	-	-	Boston	37	7	10	17	12
	Hamilton	AHL	67	21	27	48	18	10	3	2	5	0	Buffalo	35	14	7	21	10
2004.05	Hamilton	AHL	76	28	23	51	33	4	3	3	6	4	Calgary	25	4	7	11	16
2005.06	Montreal	NHL	80	23	15	38	26	6	1	3	4	0	Carolina	27	3	6	9	14
2006.07	Montreal	NHL	61	22	16	38	26	-	-	-	-	-	Chicago	17	4	4	8	8
2007.08	Montreal	NHL	82	27	25	52	22	12	3	2	5	2	Colorado	18	5	8	13	2
2008.09	Montreal	NHL	57	12	11	23	22	4	2	0	2	2	Columbus	16	4	10	14	6
2009.10	NY Rangers	NHL	55	6	8	14	32	-	-	-	-	-	Dallas	18	6	4	10	4
	Calgary	NHL	12	2	1	3	0	-	-	-	-	-	Detroit	16	5	1	6	2
2010.11	Florida	NHL	48	11	12	23	10	-	-	-	-	-	Edmonton	26	6	7	13	4
	Vancouver	NHL	14	2	3	5	6	25	4	4	8	2	Florida	19	3	4	7	10
2011.12	Vancouver	NHL	71	18	25	43	16	5	0	0	0	2	Los Angeles	20	3	3	6	6
2012.13	Vancouver	NHL	41	10	5	15	10	4	0	0	0	0	Minnesota	22	3	5	8	8
2013.14	Vancouver	NHL	78	17	22	39	30	-	-	-	-	-	Montreal	11	1	3	4	6
2014.15	Vancouver	NHL	77	12	24	36	16	6	1	1	2	2	Nashville	13	4	1	5	8
													New Jersey	23	5	5	10	4
													NY Islanders	27	10	6	16	6
													NY Rangers	22	2	3	5	6
													Ottawa	41	14	5	19	20
													Philadelphia	24	8	2	10	8
													Pittsburgh	26	7	5	12	2
													St. Louis	17	4	4	8	4
													San Jose	20	4	6	10	6
													Tampa Bay	23	7	6	13	6
													Toronto	38	11	16	27	14
													Vancouver	6	1	2	3	4
													Washington	22	7	7	14	10
													Winnipeg	29	5	9	14	10
VANCOUVER TOTALS			281	59	79	138	78	40	5	5	10	6	Total					678 162 167 329 216
NHL TOTALS			678	162	167	329	216	62	11	10	21	10						

NHL FIRSTS

First Game: Oct. 11/03 at TOR
First Goal: Oct. 6/05 at NYR
First Assist: Oct. 8/05 at TOR

STREAKS

Goals: 4 games Apr. 4-10/06: 4 goals
Assists: 5 games Twice (latest Feb. 9-16/15: 6 assists)
Points: 5 games Six times (latest Feb. 9-16/15: 0-6-6)

HONOURS

Fred J. Hume Award "Unsung Hero": 2012
 Hamilton Bulldogs Player of the Year: 2005
 ECAC Co-Player of the Year: 2003

NCAA First Team All-American: 2003
 Hobey Baker Award Finalist: 2003
 ECAC Rookie of the Year: 2002

ACQUIRED

Acquired by Vancouver from Florida in exchange for Evan Oberg and a 2013 third round draft selection February 28, 2011.

PERSONAL

Attended Yale University with an academic focus in Political Science...In addition to hockey, played soccer growing up...Names Patrick Roy as his favourite player...Enjoys watching movies...Is one of five siblings...His father, Robert, is a New York City firefighter and his younger brother is a New York City Police Officer...Chris and his fiancé Chantal welcomed their first child, Bowen, in April 2015.

CAREER HIGHLIGHTS

2014.15: Completed his 11th NHL season and fifth with the Canucks, recording 36 points (12-24-36) in 77 games...Ranked fifth on the team in scoring, fourth in assists and ninth in goals...Finished the season ranking tied-eighth all-time in overtime goals (3) in Canucks history...Notched seven multi-point games this season...Collected three points (2-1-3) in three consecutive games, Mar. 28-31...Established a four game scoring streak (2-2-4), Mar. 1-4...Tied his career-high five game assist/point streak (0-6-6), Feb. 9-16...Registered his 300th career NHL point with an assist, Nov. 1 at EDM...Collected five points (1-4-5) in three consecutive games, Oct. 23-26...Registered two points (1-1-2) in 6 playoff games vs CGY in the WCQ...Notched the GWG in Game 2 of the WCQ, Apr. 17 vs CGY.
2013.14: Appeared in 78 games, recording 39 points (17-22-39) in his fourth season with the Canucks and 10th in the NHL...Ranked second on the Canucks for goals scored (17), tied for second for game-winning goals (4) and fourth for points (39)...Appeared in his 600th career NHL game, Apr. 7 vs ANA...Recorded his eighth multi-point game of the season, registering two assists, Mar. 14 at WSH...Collected three points (1-2-3) and finished +3 in a season high 24-52, Jan. 26 vs PHX...Had a five-game scoring streak, collecting seven points (3-4-7), including the game-winning goal against Boston, Dec. 6-Dec. 14...Recorded the game-winning goal and added an assist, Nov. 7 at SJ...Registered a goal for the second consecutive game, tallying the game-winner, Oct. 17 at BUF.
2012.13: Appeared in 41 games, recording 15 points in his third season with the Canucks...Ranked tied for fourth for goals on the team with 10...Ranked first on the team for most takeaways with 36...Had a season high seven shots on goal, Apr. 8 vs PHX...Registered a goal and six shots, Apr. 4 vs EDM...Collected two points (1-1-2), two block shots, was +2 and had four shots on goal, Apr. 1 at SJ...Registered his 250th career point with a goal, Mar. 10 at MIN...Achieved a four-game scoring streak, collecting four points (3-1-4), Feb. 24-Mar. 3...Scored a goal in his 500th NHL game, Feb. 24 at DET...Scored the game-winning goal, Feb. 7 at MIN.
2011.12: Established a career high for most assists in a season (26)...Ranked first on the Canucks for most takeaways (50)...Missed 11 games due to injury/illness...Won the Mike's Cup Three Stars for the month of March...Recorded six points (1-5-6) in five straight games, Mar. 6-17...Established a three-game scoring streak (1-3-4), Dec. 13-17...Collected six points, including a game-winning goal, over the span of four straight games, Nov. 26-Dec. 4...Won the Mike's Cup Three Stars for the month of October.
2010.11: Split the season between the Vancouver Canucks and Florida Panthers, collecting a total of 28 points (13-15-28) in 62 games...Set a personal season high for best plus/minus (+5)...Recorded five multi-point games...Set a season high for most points in a game (2-1-3), Mar. 27 at CBJ...Debuted with the Canucks, Mar. 10 at SJ...Established a four-game scoring streak (3-2-5), Dec. 31-Jan. 5...Played in 25 playoff games and collected a career high eight points (4-4-8)...Notched two series-opening goals which were also game-winners during the playoffs...Ranked third among Canucks forwards in hits with 70 during the postseason.
2009.10: Completed his sixth NHL season, playing in 55 games for the New York Rangers before being traded to Calgary...Totaled 17 points (8-9-17) in 67 games...Was traded to Calgary, Feb. 2 at BOS...Had season high three-game point streak, Dec. 5-9 (1-2-3)...Scored game-winning goal for Rangers, Jan. 4 vs BOS.
2008.09: Tied for second on the team with two shorthanded goals and sixth with 151 shots...Led the Canadiens in goals (five) and shots (40) during the month of November...Tallied his first career hat trick on Nov. 11 vs OTL...Recorded a season-high four-game scoring streak from Nov. 1-11, registering six points (4-2-6) over the span...Tied for the team lead in playoff goals (two) and tied for third in playoff points (two) in four postseason contests.
2007.08: Established career highs in games played (82), goals (27), assists (25), points (52), power play goals (12), game-winning goals (five) and shots (241)...Led Montreal in shots, tied for second in power play goals and game-winning goals and ranked third in goals...Led Montreal with 241 shots...Was one of three Montreal players to skate in all 82 regular season games...Surpassed the 20 goal mark for the third consecutive season.
2006.07: Led Montreal in shorthanded goals (three) and goals scored on the road (13)...Ranked third on Montreal in goals (22)...Recorded three multi-goal games...Registered four points (1-3-4), Mar. 22 at Boston.
2005.06: Led Montreal in shorthanded goals (three) and shooting percentage (15.5%)...
2004.05: Led Hamilton (AHL) in shorthanded goals (four) and goals scored on the road (13)...Was named the Hamilton Bulldogs Player of the Year...Also led the Bulldogs with three playoff goals (two) and 48 points.
2003.04: Made NHL debut, Oct. 11 at TOR...Tied for Hamilton team lead in playoff goals (three)...Scored 21 goals and 43 points in 67 games in first pro season with Hamilton.
2002.03: Named Eastern Collegiate Athletic Conference (ECAC) Co-Player of the Year...Earned NCAA First Team All-American honors...Was a finalist for the Hobey Baker Award, given to the top player in college hockey...Led Yale in goals (20) and points (41) and finished second on the team in assists (21).
2001.02: Selected as ECAC Rookie of the Year.

2014.15 GAME BY GAME

Oct. 8	@ CGY	0-0	3/0	16:23
Oct. 11	vs EDM	0-0	3/1	17:59
Oct. 17	@ EDM	0-0	3/0	16:21
Oct. 18	vs TB	1-0	2/1	15:03
Oct. 21	@ DAL	0-0	0/-3	13:50
Oct. 23	@ STL	1-1	6/2	14:42
Oct. 24	@ COL	0-1	3/0	16:20
Oct. 26	vs WSH	0-2	1/2	17:20
Oct. 28	vs CAR	0-0	0/1	16:30
Oct. 30	vs MTL	0-0	1/0	16:11
Nov. 1	@ EDM	0-1	0/0	15:13
Nov. 2	vs NSH	0-0	4/0	14:42
Nov. 4	@ COL	0-2	1/2	16:36
Nov. 6	@ SJ	0-0	1/1	17:05
Nov. 8	@ LA	1-0	3/1	18:15
Nov. 9	@ ANA	0-0	5/1	18:05
Nov. 11	vs OTT	0-1	4/1	20:10
Nov. 14	vs ARI	0-0	5/-2	14:38
Nov. 19	@ EDM	1-0	7/-1	16:53
Nov. 20	vs ANA	0-0	2/0	18:06
Nov. 23	vs CHI	0-1	0/1	17:27
Nov. 25	vs NJ	0-0	3/1	15:43
Nov. 28	@ CBJ	1-1(W)	3/2	15:11
Nov. 30	@ DET	0-0	1/1	15:28
Dec. 2	vs WSH	0-0	1/0	15:48
Dec. 4	@ PIT	0-0	2/0	13:18
Dec. 6	@ TOR	0-0	3/-3	13:48
Dec. 7	@ OTT	0-0	2/-1	14:24
Dec. 9	@ MTL	0-0	2/-1	14:17
Dec. 13	vs NYR	0-0	2/-1	13:46
Dec. 17	vs DAL	0-0	4/0	14:29
Dec. 20	vs CGY	0-0	3/-1	16:58
Dec. 22	vs ARI	1-0	2/2	16:58
Dec. 28	@ ANA	0-0	2/0	18:43
Dec. 30	@ SJ	0-0	2/1	14:39
Jan. 1	vs LA	0-1	1/1	17:31
Jan. 3	vs DET	0-0	2/0	18:12
Jan. 6	vs NYI	0-0	1/0	17:25
Jan. 8	vs FLA	1-0	0/0	13:31
Jan. 10	vs CGY	0-0	0/0	12:47
Jan. 13	@ NSH	0-0	0/-1	12:47
Jan. 15	@ PHI	0-0	4/0	16:38
Jan. 16	@ CAR	0-0	1/1	17:34
Jan. 19	@ FLA	0-0	5/0	15:19
Jan. 20	@ TB	0-0	4/1	12:00
Jan. 27	vs ANA	0-0	0/1	14:44
Jan. 30	vs BUF	1-1	2/1	15:17
Feb. 1	vs MIN	0-0	3/-2	14:40
Feb. 1	vs WPG	0-0	4/0	16:25
Feb. 5	vs SJ	0-0	4/1	17:23
Feb. 7	vs PIT	0-0	0/1	14:01
Feb. 9	@ MIN	0-1	0/-2	14:53
Feb. 11	@ CHI	0-2	1/2	18:46
Feb. 13	vs BOS	0-1	4/1	14:55
Feb. 14	@ CGY	0-1	4/1	15:25
Feb. 16	vs MIN	0-0	2/-1	13:22
Feb. 19	@ NYR	0-0	1/-1	14:48
Feb. 20	@ NJ	0-0	4/-1	16:32
Feb. 22	@ NYI	0-0	1/0	14:18
Feb. 24	@ BOS	0-0	3/0	14:40
Feb. 26	@ BUF	0-0	3/-1	14:43
Mar. 1	vs STL	0-1	1/0	13:24
Mar. 3	vs SJ	0-1	2/0	13:41
Mar. 5	@ ARI	1-0	2/1	15:31
Mar. 7	@ SJ	1-0	0/0	15:31
Mar. 9	vs ANA	1-0	0/0	15:31
Mar. 12	@ LA	1-0	0/0	15:31
Mar. 14	vs TOR	1-0	3/1	15:28
Mar. 17	vs PHI	0-0	3/1	14:34
Mar. 19	vs CBJ	0-0	1/-2	16:45
Mar. 21	@ LA	0-0	2/1	17:38
Mar. 22	@ ARI	0-0	1/0	16:36
Mar. 24	vs WPG	1-1	3/2	13:21
Mar. 26	vs COL	0-0	3/-1	15:40
Mar. 28	vs DAL	1-0	2/-1	17:16
Mar. 30	@ STL	0-1	1/1	15:59
Mar. 31	@ NSH	1-0	1/0	16:12
Apr. 2	@ CHI	0-0	0/0	14:08
Apr. 4	@ WPG	0-0	2/-1	17:06
Apr. 6	vs LA	0-0	3/0	17:28
Apr. 9	vs ARI	0-1	1/0	16:48
Apr. 11	vs EDM	DND		

INTERNATIONAL

World Junior Championships: 2003, 2002
 World Championships: 2009

NHL MILESTONES

100th NHL Game: Dec. 27/06 at WSH

500th NHL Game: Feb. 24/13 at DET

600th NHL Game: Apr. 7/14 vs ANA

100th NHL Point: Dec. 20/07 vs WSH

300th NHL Point: Nov. 1/14 at EDM

100th NHL Goal: Jan. 5/11 at ATL

100th NHL Assist: Dec. 4/11 vs CGY

#53

BO HORVAT

(BOE Hohrr-vatt)

CAREER STATS

MOST GOALS IN A GAME 1

13 TIMES—LATEST MAR. 21/15 at LA

MOST ASSISTS IN A GAME 3

NOV. 23/14 vs CHI

MOST POINTS IN A GAME 3

NOV. 23/14 vs CHI: 0-3-3

HAT TRICKS 0

GAME-WINNING GOALS 1

JAN. 19/15 at FLA

POWER PLAY GOALS 0

SHORTHANDED GOALS 1

MAR. 21/15 at LA

OVERTIME POINTS 0-0-0

SHOOTOUT RECORD 0/0

0 GDG

PENALTY SHOT RECORD 0/0

REGULAR SEASON

PLAYOFFS

HORVAT vs NHL

SEASON	CLUB	LEA	GP	G	A	PTS	PIM	GP	G	A	PTS	PIM
2011.12	London	OHL	64	11	19	30	8	18	1	3	4	0
2012.13	London	OHL	67	33	28	61	29	21	16	7	23	10
2013.14	London	OHL	54	30	44	74	36	9	5	6	11	4
2014.15	Vancouver	NHL	68	13	12	25	16	6	1	3	4	2
	Utica	AHL	5	0	0	0	4	—	—	—	—	—
VANCOUVER/NHL TOTALS			68	13	12	25	16	6	1	3	4	2

TEAM	GP	G	A	PTS	PIM
Anaheim	5	2	0	2	2
Arizona	4	0	2	2	0
Boston	2	0	1	1	0
Buffalo	2	1	0	1	0
Calgary	3	0	1	1	0
Carolina	1	0	0	0	0
Chicago	3	1	3	4	2
Colorado	2	0	0	0	0
Columbus	2	1	0	1	0
Dallas	2	0	0	0	0
Detroit	2	0	0	0	0
Edmonton	2	0	1	1	0
Florida	2	1	0	1	0
Los Angeles	5	1	0	1	2
Minnesota	3	1	1	2	0
Montreal	1	0	0	0	0
Nashville	1	0	0	0	0
New Jersey	2	0	0	0	0
NY Islanders	2	1	0	1	2
NY Rangers	2	1	0	1	0
Ottawa	2	0	0	0	2
Philadelphia	2	0	0	0	2
Pittsburgh	2	1	0	1	0
St. Louis	2	0	0	0	0
San Jose	5	2	0	2	0
Tampa Bay	1	0	0	0	0
Toronto	2	0	1	1	2
Washington	1	0	1	1	0
Winnipeg	3	0	1	1	2
Total	68	13	12	25	16

NHL FIRSTS

First Game: Nov. 4/14 at COL
First Goal: Nov. 20/14 vs ANA
First Assist: Nov. 23/14 vs CHI

STREAKS

Points: 5 games Feb. 11-19/15: 3-2-5

HONOURS

CHL Memorial Cup Most Sportsmanlike Player: 2013

OHL Playoffs Most Goals: 2013

OHL Playoffs MVP: 2013

Minor Hockey Alliance of Ontario Player of the Year: 2011

ACQUIRED

Vancouver's first choice, 9th overall in the 2013 NHL Entry Draft.

PERSONAL

Bo's father Tim also played major junior with the London Knights...Names Mike Richards as his favourite player growing up...Shortly after being drafted, his hometown of Rodney, Ontario erected a special sign on Furnival Road in his honour...Played junior B for the St. Thomas Stars where his uncle Ron serves as owner and coach...Nickname is "Ox".

CAREER HIGHLIGHTS

2014.15: Completed his first NHL campaign, registering 25 points (13-12-25) and averaging 12:15 ice time per game in 68 games played...Ranked first among rookies in face-off win percentage (51.6%) as well as 14th in points, t-7th in goals and t-23rd in assists...Skated in a career-high 18:52 TOI, Mar. 28 vs DAL...Collected a season-high five shots as well as his 10th goal of the season, becoming the first rookie to register 10 goals in his first NHL season since Daniel Sedin (20) did so in 2000.01, Mar. 7 at SJ...Registered five points (3-2-5) in five consecutive games, Feb. 11-19...Established a three-game scoring streak (1-2-3), Jan. 30-Feb. 3...Collected the first game-winning goal of his career, Jan. 19 VAN at FLA...At age 19, became the first teenager to record three points (0-3-3) in one game for the Canucks since Feb. 28, 1990, when Trevor Linden collected 2-1-3 vs. PHI, Nov. 23 vs CHI...Collected his first NHL career goal, Nov. 20 vs ANA...Appeared in his first career NHL game, Nov. 4 at COL...Appeared in five games in Utica on a conditioning assignment...In six WCCQ games, tied for the team-lead in both assists (31) and points (4)...Notched at least a point in three consecutive games, Apr. 15-19. **2013.14:** Appeared in 54 games in his third season with the London Knights, collecting a career-high 74 points (30-44-74) and 36 penalty minutes...Ranked third on the team in scoring...Had a career-high four points (2-2-4) Jan. 30 @ North Bay...Established a career high ten-game scoring streak (5-14-19) from Nov. 1-23...Registered 11 points (5-6-11) in 9 playoff games...Had a four-game scoring streak from Mar. 21-27, recording eight points (4-4-8) over the span...Named to Team OHL for the CHL Subway Super Series, registering one goal (1-0-1) in two games played. **2012.13:** Finished fourth among all Knights skaters in scoring, collecting 61 points (32-28-60) and 29 penalty minutes in 67 games played...Recorded 61 points (33-28-61) in 67 games...Scored a league-leading 16 goals (16-7-23) through 21 games during the Ontario Hockey League playoffs, tallying the game-winning goal in Game 7 to clinch a berth in the Memorial Cup and Most Valuable Player honours for the OHL playoffs...Represented Canada at the 2012 U18 Ivan Hlinka Tournament registering four points (2-2-4) in five games, helping Canada capture a gold medal. **2011.12:** Skated in 64 games for the London Knights as a rookie registering 30 points (11-19-30) and 8 penalty minutes with a plus-27 rating...Recorded four points (1-3-4) and was a plus-one in 18 playoff games including one goal in four games at the Memorial Cup...Was named captain of Canada Ontario at the 2012 U17 World Hockey Challenge, recording seven points (4-3-7) in six games.

INTERNATIONAL

Under-18 Ivan Hlinka Memorial Tournament: 2013 (gold)

World Under-17 Hockey Challenge: 2012 (bronze)

World Under-20 Junior Championships: 2014

2014.15 GAME BY GAME

Oct. 8	@ CGY	MIN	
Oct. 11	vs EDM	MIN	
Oct. 17	@ EDM	MIN	
Oct. 18	vs TB	MIN	
Oct. 21	@ DAL	MIN	
Oct. 23	@ STL	MIN	
Oct. 24	@ COL	MIN	
Oct. 26	vs WSH	MIN	
Oct. 28	vs CAR	MIN	
Oct. 30	vs MTL	MIN	
Nov. 1	@ EDM	MIN	
Nov. 2	vs NSH	MIN	
Nov. 4	@ COL	0-0	1/1 08:52
Nov. 6	@ SJ	0-0	1/0 07:38
Nov. 8	@ LA	0-0	2-1/1 14:54
Nov. 9	@ ANA	0-0	0/0 07:53
Nov. 11	vs OTT	0-0	1/0 05:56
Nov. 14	vs ARI	DNP	
Nov. 19	@ EDM	0-0	0-1/1 07:37
Nov. 20	vs ANA	1-0	1/1 09:50
Nov. 23	vs CHI	0-3	0/1 14:27
Nov. 25	vs NJ	0-0	1/0 08:58
Nov. 28	@ CBJ	0-0	1/0 10:03
Nov. 30	@ DET	0-0	0/0 10:55
Dec. 2	@ WSH	0-1	0/0 09:50
Dec. 4	@ PIT	0-0	0/0 10:24
Dec. 6	@ TOR	0-0	2-1/1 13:34
Dec. 7	@ OTT	0-0	2/0 08:46
Dec. 9	@ MTL	0-0	0-1/1 10:14
Dec. 13	vs NYR	0-0	1-1/1 13:33
Dec. 17	vs DAL	0-0	0/0 12:28
Dec. 20	vs CGY	0-0	1/1 09:16
Dec. 22	vs ARI	0-1	0/1 12:04
Dec. 28	@ ANA	0-0	1/0 12:21
Dec. 30	@ SJ	1-0	1/1 09:25
Jan. 1	vs LA	0-0	0-1/1 08:14
Jan. 3	vs DET	0-0	0/0 08:41
Jan. 6	vs NYI	0-0	0-1/1 09:01
Jan. 8	vs FLA	0-0	2/0 08:34
Jan. 10	vs CGY	0-0	3-1/1 10:15
Jan. 13	@ NSH	INJ	
Jan. 15	@ PHI	0-0	1/1 12:55
Jan. 16	@ CAR	0-0	1/1 12:28
Jan. 19	@ FLA	1-0(W)	2/1 11:30
Jan. 20	@ TB	0-0	1/0 10:30
Jan. 27	vs ANA	0-0	0-1/1 12:33
Jan. 30	vs BUF	1-0	2/1 12:08
Feb. 1	vs MIN	0-1	0/1 09:15
Feb. 3	vs WPG	0-1	0/1 11:32
Feb. 5	vs SJ	0-0	1-1/1 12:59
Feb. 7	vs PIT	1-0	1/1 14:59
Feb. 9	@ MIN	0-0	0-1/1 14:20
Feb. 11	@ CHI	1-0	2-1/1 13:31
Feb. 13	vs BOS	0-1	1-1/1 15:09
Feb. 14	@ CGY	0-1	0-1/1 12:53
Feb. 16	vs MIN	1-0	2/1 15:52
Feb. 19	@ NYR	1-0	4-1/1 15:51
Feb. 20	@ NJ	0-0	4-2/1 17:36
Feb. 22	@ NYI	1-0	2/1 12:59
Feb. 24	@ BOS	0-0	1/1 15:42
Feb. 26	@ BUF	0-0	1-1/1 13:15
Mar. 1	vs STL	0-0	4/1 14:07
Mar. 3	vs SJ	0-0	3-1/1 15:01
Mar. 5	@ ARI	0-0	1-1/1 14:56
Mar. 7	@ SJ	1-0	5/1 14:17
Mar. 9	vs ANA	1-0	1/1 12:57
Mar. 12	vs LA	0-0	0/0 13:50
Mar. 14	vs TOR	0-1	3/1 12:15
Mar. 17	vs PHI	0-0	1/0 10:55
Mar. 19	vs CBJ	1-0	4/1 14:55
Mar. 21	@ LA	1-0	2/1 15:19
Mar. 22	@ ARI	0-0	3-1/1 13:09
Mar. 24	vs WPG	0-0	3/0 13:37
Mar. 26	vs COL	0-0	1-2/1 10:46
Mar. 28	vs DAL	0-0	2-1/1 18:52
Mar. 30	@ STL	0-0	1/0 14:49
Mar. 31	@ NSH	0-0	3/0 14:36
Apr. 2	@ CHI	0-0	2/2 13:53
Apr. 4	@ WPG	0-0	2-2/2 10:52
Apr. 6	vs LA	0-0	2-1/1 14:40
Apr. 9	vs ARI	0-1	1/1 15:06
Apr. 11	vs EDM	0-1	3/0 13:44

#41 RONALDS KENINS

(RAWN-ulds KEN-inns)

CAREER STATS

MOST GOALS IN A GAME 1

FOUR TIMES—LATEST APR. 9/15 vs ARI

MOST ASSISTS IN A GAME 2

TWICE—LATEST MAR. 1/15 vs STL

MOST POINTS IN A GAME 2

TWICE—LATEST MAR. 1/15 vs STL: 0-2-2

HAT TRICKS 0

GAME-WINNING GOALS 0

POWER PLAY GOALS 0

SHORTHANDED GOALS 0

OVERTIME POINTS 0-0-0

SHOOTOUT RECORD 0/0

0 GDG

PENALTY SHOT RECORD 0/0

REGULAR SEASON

PLAYOFFS

KENINS vs NHL

SEASON	CLUB	LEA	GP	G	A	PTS	PIM	GP	G	A	PTS	PIM	TEAM	GP	G	A	PTS	PIM
2008.09	GCK	Swiss-B	36	2	5	7	18	—	—	—	—	—	Arizona	2	1	0	1	0
2009.10	GCK	Swiss-B	4	1	3	4	4	—	—	—	—	—	Boston	2	0	1	1	0
2010.11	GCK	Swiss-B	11	1	2	3	8	—	—	—	—	—	Buffalo	2	0	0	0	0
2011.12	Zurich	Swiss-A	47	6	12	18	48	—	—	—	—	—	Calgary	1	1	0	1	0
2012.13	Zurich	Swiss-A	45	3	14	17	12	—	—	—	—	—	Chicago	2	0	1	1	0
2013.14	Zurich	Swiss-A	39	8	17	25	40	—	—	—	—	—	Colorado	1	0	0	0	2
2014.15	Vancouver	NHL	30	4	8	12	8	5	1	1	2	4	Columbus	1	0	0	0	0
	Utica	AHL	36	5	7	12	23	—	—	—	—	—	Dallas	1	0	0	0	0
VANCOUVER/NHL TOTALS			30	4	8	12	8	5	1	1	2	4	Edmonton	1	0	0	0	0
													Los Angeles	3	0	0	0	0
													Minnesota	2	1	0	1	0
													Nashville	1	0	0	0	2
													New Jersey	1	0	0	0	0
													NY Islanders	1	0	1	1	0
													NY Rangers	1	0	2	2	2
													Philadelphia	1	0	0	0	0
													St. Louis	2	0	2	2	0
													San Jose	2	0	0	0	0
													Toronto	1	0	1	1	0
													Winnipeg	2	1	0	1	2
Total			30	4	8	12	8											

NHL FIRSTS

First Game: Jan. 30/15 vs BUF**First Goal:** Feb. 1/15 vs MIN**First Assist:** Feb. 11/15 at CHI

ACQUIRED

Signed as a free agent by Vancouver on July 30, 2013.

PERSONAL

As a child would skate on a rink in a shopping mall in Latvia. Is fluent in four languages (English, Latvian, German and Russian). Is the fourth Latvian-born player to dress for the Canucks (follows in the path of goaltender Arturs Irbe and Peter Skudra as well as forward Herbert Vasiljevs).

CAREER HIGHLIGHTS

2014.15: Split the season between the Vancouver Canucks and Utica Comets. In his inaugural NHL season, recorded 12 points (4-8-12) in 30 games. Also collected 12 points (5-7-12) and 23 penalty minutes in 36 games. Ranked T-42nd amongst NHL rookies in points (5-7-12). Notched a career-high 15:26 TOI and tied a career-high four shots, Mar. 19 vs CBJ. Recorded two assists for the second time this season, Mar. 1 vs STL. Registered his first multi-point game (0-2-2), Feb. 19 at NYR. Scored the game-tying goal, his second NHL goal, Feb. 3 vs WPG. Scored first NHL goal with the Canucks, Feb. 1 vs MIN. Appeared in his first NHL game, Jan. 30 vs BUF. Registered his first career playoff goal in Game 2 of the WQC, Apr. 17 vs CGY. Notched an assist in Game 3 of the WQC, Apr. 19 at CGY. **2013.14:** Skated for ZSC in the Swiss National A league scoring eight goals with 17 assists and was +15 with 40 penalty minutes skating in 39 of 50 regular season games. Registered four goals and was +1 with 6 penalty minutes in 18 playoff games. **2012.13:** Completed his second season with ZSC in the Swiss A league, skating in 45 of 50 regular season games and finishing as the club's fourth-leading scorer in the playoffs. Notched three goals with 13 assists during the regular season and was +6 with 12 penalty minutes. Registered four goals with four assists and was +3 with 10 penalty minutes in 12 playoff games. **2011.12:** Skated in his first season with ZSC of Switzerland's A league, scoring six goals with 12 assists in 47 games and was +7 with 48 penalty minutes. Collected four assists and was +2 with six penalty minutes in 15 playoff games. **2010.11:** Played 11 games with GCK Lions in Switzerland's National B league registering one goal with two assists and had eight penalty minutes with the Lions. Notched seven goals and 14 assists in 18 regular season games and had 4 assists in nine playoff games. **2009.10:** Appeared in four National B league games with GCK Lions notching one goal, three assists, and four penalty minutes with the men's club. Notched 13 goals with 18 assists in 30 junior games and had 38 penalty minutes. In nine playoff games he had four assists with 10 penalty minutes. **2008.09:** Moved up to Switzerland's National B league, skating for GC Kusnacht Lions. In 42 men's league games he scored two goals with eight assists and had 24 penalty minutes. Appeared in six games with the GC Kusnacht junior team — scoring six goals with six assists and had six penalty minutes. **2007.08:** Skated for Pikes Oberthurgau in Switzerland where he led the team in scoring with 14 goals, 21 assists and had 60 penalty minutes in 30 games. In four playoff games he had three assists with 18 penalty minutes.

INTERNATIONAL

Olympics: 2014

World Championships: 2014, 2013, 2012, 2011

World Junior Championship: 2010

2014.15 GAME BY GAME

Oct. 8	@ CGY	MIN		
Oct. 11	vs EDM	MIN		
Oct. 17	@ EDM	MIN		
Oct. 18	vs TB	MIN		
Oct. 21	@ DAL	MIN		
Oct. 23	@ STL	MIN		
Oct. 24	@ COL	MIN		
Oct. 26	vs WSH	MIN		
Oct. 28	vs CAR	MIN		
Oct. 30	vs MTL	MIN		
Nov. 1	@ EDM	MIN		
Nov. 2	vs NSH	MIN		
Nov. 4	@ COL	MIN		
Nov. 6	@ SJ	MIN		
Nov. 8	@ LA	MIN		
Nov. 9	@ ANA	MIN		
Nov. 11	vs OTT	MIN		
Nov. 14	vs ARI	MIN		
Nov. 19	@ EDM	MIN		
Nov. 20	vs ANA	MIN		
Nov. 23	vs CHI	MIN		
Nov. 25	vs NJ	MIN		
Nov. 28	@ CBJ	MIN		
Nov. 30	@ DET	MIN		
Dec. 2	@ WSH	MIN		
Dec. 4	@ PIT	MIN		
Dec. 6	@ TOR	MIN		
Dec. 7	@ OTT	MIN		
Dec. 9	vs MTL	MIN		
Dec. 13	vs NYR	MIN		
Dec. 17	vs DAL	MIN		
Dec. 20	vs CGY	MIN		
Dec. 22	vs ARI	MIN		
Dec. 28	@ ANA	MIN		
Dec. 30	@ SJ	MIN		
Jan. 1	vs LA	MIN		
Jan. 3	vs DET	MIN		
Jan. 6	vs NYI	MIN		
Jan. 8	vs FLA	MIN		
Jan. 10	vs CGY	MIN		
Jan. 13	@ NSH	MIN		
Jan. 15	@ PHI	MIN		
Jan. 16	@ CAR	MIN		
Jan. 19	vs FLA	MIN		
Jan. 20	@ TB	MIN		
Jan. 27	vs ANA	MIN		
Jan. 30	vs BUF	0-0	1/0	10:33
Feb. 1	vs MIN	1-0	1/1	08:15
Feb. 3	vs WPG	1-0	4/1	10:23
Feb. 5	vs SJ	0-0	1/0	12:49
Feb. 7	vs PIT	DNP		
Feb. 9	@ MIN	DNP		
Feb. 11	@ CHI	0-1	3/0	11:25
Feb. 13	vs BOS	0-0	2/0	11:50
Feb. 14	@ CGY	1-0	2/-1	09:45
Feb. 16	vs MIN	0-0	2/1	14:09
Feb. 19	@ NYR	0-2	0/-1	13:38
Feb. 20	@ NJ	0-0	0/-1	13:12
Feb. 22	@ NYI	0-1	0/1	09:06
Feb. 24	@ BOS	0-1	3/0	14:42
Feb. 26	@ BUF	0-0	0/-1	13:08
Mar. 1	vs STL	0-2	0/2	13:05
Mar. 3	vs SJ	0-0	1/-1	14:18
Mar. 5	@ ARI	0-0	1/-1	10:55
Mar. 7	@ SJ	DNP		
Mar. 9	vs ANA	DNP		
Mar. 12	vs LA	0-0	0/0	14:57
Mar. 14	vs TOR	0-1	1/1	10:33
Mar. 17	vs PHI	0-0	0/0	10:24
Mar. 19	vs CBJ	0-0	4/1	15:26
Mar. 21	@ LA	0-0	1/0	11:34
Mar. 22	@ ARI	DNP		
Mar. 24	vs WPG	0-0	1/0	13:09
Mar. 26	vs COL	0-0	0/-1	11:46
Mar. 28	vs DAL	0-0	4/0	11:00
Mar. 30	@ STL	0-0	0/0	14:37
Mar. 31	@ NSH	0-0	2/0	12:01
Apr. 2	@ CHI	0-0	0/-2	13:49
Apr. 4	@ WPG	DNP		
Apr. 6	vs LA	0-0	2/-1	9:20
Apr. 9	vs ARI	1-0	1/1	13:12
Apr. 11	vs EDM	0-0	1/-1	15:22

#25 JACOB MARKSTRÖM

(JAY-kawb MAHRK-struhm)

CAREER STATS

MOST SHOTS FACED 45

MAR. 21/13 at NYR

MOST SAVES IN A GAME 44

MAR. 21/13 at NYR

SHOOTOUT RECORD 2-3

PENALTY SHOT RECORD 1/1

APR. 27/13 vs TB (Pouliot)



REGULAR SEASON

PLAYOFFS

SEASON	CLUB	LEA	GPI	W	L	T/OT	MIN	GA	SO	GAA	PCT	GPI	W	L	MIN	GA	SO	GAA	PCT
2007.08	Brynas	SWE	7	—	—	—	423	22	0	3.12	.887	—	—	—	—	—	—	—	—
2008.09	Brynas	SWE	35	—	—	—	1,992	79	3	2.38	.917	1	—	—	59	2	0	2.02	.929
2009.10	Brynas	SWE	43	—	—	—	2,542	85	5	2.01	.927	4	—	—	224	12	0	3.21	.903
2010.11	Florida	NHL	1	0	1	0	40	2	0	3.00	.857	—	—	—	—	—	—	—	—
	Rochester	AHL	37	16	20	1	2,174	108	1	2.98	.907	—	—	—	—	—	—	—	—
2011.12	Florida	NHL	7	2	4	1	383	17	0	2.66	.923	—	—	—	—	—	—	—	—
	San Antonio	AHL	32	17	12	1	1,839	71	1	2.32	.927	8	4	4	546	26	0	2.85	.907
2012.13	Florida	NHL	23	8	14	1	1,266	68	0	3.22	.901	—	—	—	—	—	—	—	—
	San Antonio	AHL	33	16	15	2	1,972	87	3	2.65	.920	—	—	—	—	—	—	—	—
2013.14	Vancouver	NHL	4	1	2	0	200	1	0	3.00	.868	—	—	—	—	—	—	—	—
	Florida	NHL	12	1	6	3	614	36	0	3.52	.874	—	—	—	—	—	—	—	—
	San Antonio	AHL	29	12	11	3	1,688	72	2	2.56	.918	—	—	—	—	—	—	—	—
2014.15	Vancouver	NHL	3	1	1	0	78	4	0	3.08	.879	—	—	—	—	—	—	—	—
	Utica	AHL	32	22	7	2	1,880	59	5	1.88	.934	23	12	11	1450	51	2	2.11	.925
VANCOUVER TOTALS			7	2	3	0	278	14	0	3.03	.872	—	—	—	—	—	—	—	—
NHL TOTALS			50	13	28	5	2,580	137	0	3.19	.896	—	—	—	—	—	—	—	—

NHL FIRSTS

First Game: Jan. 23/11 at NJ

First Win: Oct. 22/11 vs NYI

First Shutout: N/A

STREAKS

Longest Undeclared Streak: 3 games Mar. 28–Apr. 2/13

Longest Winning Streak: 3 games Mar. 28–Apr. 2/13

HONOURS

Swedish Hockey League Goalie of the Year: 2010

Swedish Junior Hockey Player of the Year: 2010

Swedish Hockey League Rookie of the Year: 2010

ACQUIRED

From Florida alongside Shawn Matthias in exchange for Roberto Luongo and Steven Anthony, March 4, 2014.

PERSONAL

Started skating and playing hockey at the age of three...He comes from a family of goalies: his father was a soccer goalie, his mother a handball goalie, and his brother plays goalie in soccer...In his off time, enjoys playing golf and watching international soccer...His dog is named after Swedish soccer player "Ibra."

CAREER HIGHLIGHTS

2014.15: Split the season between Vancouver (1-1-0 in 3 GP) and Utica (22-7-2 in 32 GP)...Making his second start for the Canucks this season, stopped 26 shots to pick up his first win of the season and first win since Apr. 13/14, Mar. 22 at ARL...Appeared in his first game of the season for Vancouver, Mar. 3 vs SJ...Finished the season ranked tied for fifth in shutouts (5), second in goal against average (1.88) and second in save percentage (.934) amongst AHL goaltenders...Named to the AHL All-Star Classic where he shared MVP honours after stopping 16 of 18 shots in the first period...Registered back-to-back wins, Mar. 15 at Iowa and Mar. 14 at CHI (where he recorded his fifth shutout of the season)...Registered a season-best five wins in the month of February...Registered a season-high 43 saves in 2-1 win, Jan. 2 at Adirondack...Won both starts in the month of December allowing just two goals over 39 shots in two games...Posted a 4-0-1 record in the month of October, including a franchise best three consecutive shutouts Oct. 10 at SA, Oct. 22 at Adirondack, and Oct. 25 vs Toronto...Appeared in 23 Calder Cup Playoff games for Utica posting a 2-11 GAA and a .925 save percentage...Notched his first AHL playoff shutout, May 20 vs OKC...Made a career-high 65 saves in a 2-1 OTL, May 7 vs OKC. **2013.14:** Appeared in 16 games with the Florida Panthers and Vancouver Canucks...Posted a record of 1-2-0 in four appearances with the Canucks, finishing with a 3.00 goals against average...Dressed in 12 games with the Panthers, compiling a record of 1-6-3...Acquired by the Vancouver Canucks from the Florida Panthers Mar. 4/14 alongside Shawn Matthias in exchange for Roberto Luongo and Steven Anthony...Recorded a season high 36 saves to secure his first win of the season, Oct. 11/13 vs PIT...Stopped all 25 shots faced in relief, Oct. 8/13 at PHI. **2012.13:** Completed his third NHL season, third with Florida...Appeared in 23 games with Florida going 8-14-2...Made NHL career-high 44 saves on Mar. 2 in 3-1 win over NYR...Played in 33 games for San Antonio posting a 16-15-2 mark with a 2.65 GAA...Named AHL Player of the Week on Dec. 9 after making 68 saves in a pair of wins against Abbotsford on Dec. 4 & Dec. 5. **2011.12:** Stopped 33 shots for the win in first career AHL playoff game during San Antonio's 5-4 overtime win against Chicago on Apr. 19...Turned aside 36 of 37 shots in San Antonio's 1-0 loss at Peoria on Apr. 1...Tied a career-high in saves with 46 during San Antonio's 4-3 shootout win at Rockford on Mar. 31...Stopped 38 of 39 shots in San Antonio's 6-1 win at Abbotsford on Mar. 24...Made 40 saves on 41 shots in San Antonio's 2-1 win at Peoria on Feb. 25...Totalled a career-high 46 saves on 48 shots on Dec. 18 in San Antonio's 4-2 win over Texas...Made 44 saves on 45 shots in San Antonio's 4-1 win over Charlotte on Dec. 11...Turned aside 25 of 26 shots on Dec. 9 in San Antonio's 1-0 loss at Houston...Stopped 28 of 29 Oklahoma City shots in San Antonio's 1-0 loss on Dec. 2...Made 40 saves on 41 shots in Florida's 2-1 victory at MTL on Dec. 24. **2010.11:** Made NHL debut on Jan. 23 at NJD...Became the youngest goaltender to start for the Panthers...Earned first career shutout in Rochester's 2-0 win over Toronto on Dec. 17, making 27 saves. **2009.10:** Recorded a 3-0 record at the IIHF World Championship with a 1.33 G.A.A. and a .944 save percentage as Sweden won the bronze. **2008.09:** Led all goalies at the IIHF World Junior Championships with a .946 save percentage and finished second in GAA (1.61) as Sweden finished second in the tournament...Received IIHF World Junior Championship's award for Best Player at the goaltender position.

MARKSTRÖM vs NHL

TEAM	GPI	MINs	GA	SOG	SO	W	L	OT	WIN%	GAA	SV%
Boston	2	119	5	69	0	2	0	0	0	2.52	0.928
Buffalo	2	124	6	60	0	1	1	0	0.5	2.9	0.9
Calgary	1	60	1	22	0	1	0	0	1	1	0.955
Carolina	1	60	1	34	0	1	0	0	1	1	0.971
Chicago	2	73	2	35	0	0	0	2	0.5	1.64	0.943
Colorado	1	60	3	27	0	0	1	0	0	3	0.889
Columbus	1	10	0	2	0	0	0	0	1	0	1
Dallas	1	20	1	5	0	0	0	0	1	3	0.8
Edmonton	2	122	9	49	0	0	1	1	0.25	4.43	0.816
Los Angeles	1	60	3	29	0	0	1	0	0	3	0.897
Montreal	2	120	6	79	0	1	1	0	0.5	3	0.924
NY Islanders	3	103	6	71	0	1	2	0	0.333	3.5	0.915
NY Rangers	2	120	3	83	0	2	0	0	1	1.5	0.964
Nashville	1	59	4	30	0	0	1	0	0	4.07	0.867
New Jersey	4	220	13	100	0	1	3	0	0.25	3.55	0.87
Ottawa	1	60	4	38	0	0	1	0	0	4	0.895
Philadelphia	1	52	0	25	0	0	0	0	1	0	1
Phoenix	1	60	1	27	0	1	0	0	1	1	0.963
Pittsburgh	3	179	8	100	0	1	2	0	0.333	2.68	0.92
San Jose	1	8	3	4	0	0	1	0	0	22.5	0.25
St. Louis	2	80	6	29	0	0	1	0	0	4.5	0.793
Tampa Bay	6	358	22	171	0	2	3	1	0.417	3.69	0.871
Toronto	2	118	7	48	0	0	2	0	0	3.56	0.854
Washington	3	121	8	64	0	0	3	0	0	3.97	0.875
Winnipeg	4	216	15	114	0	1	2	1	0.375	4.17	0.868
Totals	50	2580	137	1315	0	13	28	5	0.337	3.19	0.896

2014.15 GAME BY GAME

Oct. 8	@ CGY	MIN
Oct. 11	vs EDM	MIN
Oct. 17	@ EDM	MIN
Oct. 18	vs TB	MIN
Oct. 21	@ DAL	MIN
Oct. 23	@ STL	MIN
Oct. 24	@ COL	MIN
Oct. 26	vs WSH	MIN
Oct. 28	vs CAR	MIN
Oct. 30	vs MTL	MIN
Nov. 1	@ EDM	MIN
Nov. 2	vs NSH	MIN
Nov. 4	@ COL	MIN
Nov. 6	@ SJ	MIN
Nov. 8	@ LA	MIN
Nov. 9	@ ANA	MIN
Nov. 11	vs OTT	MIN
Nov. 14	vs ARI	MIN
Nov. 19	@ EDM	MIN
Nov. 20	vs ANA	MIN
Nov. 23	vs CHI	MIN
Nov. 25	vs NJ	MIN
Nov. 28	@ CBJ	MIN
Nov. 30	@ DET	MIN
Dec. 2	@ WSH	MIN
Dec. 4	@ PIT	MIN
Dec. 6	@ TOR	MIN
Dec. 7	@ OTT	MIN
Dec. 9	@ MTL	MIN
Dec. 13	vs NYR	MIN
Dec. 17	vs DAL	MIN
Dec. 20	vs CGY	MIN
Dec. 22	vs ARI	MIN
Dec. 28	@ ANA	MIN
Dec. 30	@ SJ	MIN
Jan. 1	vs LA	MIN
Jan. 3	vs DET	MIN
Jan. 6	vs NYI	MIN
Jan. 8	vs FLA	MIN
Jan. 10	vs CGY	MIN
Jan. 13	@ NSH	MIN
Jan. 15	@ PHI	MIN
Jan. 16	@ CAR	MIN
Jan. 19	@ FLA	MIN
Jan. 20	@ TB	MIN
Jan. 27	vs ANA	MIN
Jan. 30	vs BUF	MIN
Feb. 1	vs MIN	MIN
Feb. 3	vs WPG	MIN
Feb. 5	vs SJ	MIN
Feb. 7	vs PIT	MIN
Feb. 9	@ MIN	MIN
Feb. 11	@ CHI	MIN
Feb. 13	vs BOS	MIN
Feb. 14	@ CGY	MIN
Feb. 16	vs MIN	MIN
Feb. 19	@ NYR	MIN
Feb. 20	@ NJ	MIN
Feb. 22	@ NYI	MIN
Feb. 24	@ BOS	DND
Feb. 26	@ BUF	DND
Mar. 1	vs STL	DND
Mar. 3	@ SJ	3/4
Mar. 5	@ ARI	DND
Mar. 7	@ SJ	DND
Mar. 9	vs ANA	DND
Mar. 12	vs LA	DND
Mar. 14	vs TOR	MIN
Mar. 17	vs PHI	DND
Mar. 19	vs CBJ	0/2
Mar. 21	@ LA	DND
Mar. 22	@ ARI	1/27
Mar. 24	vs WPG	DND
Mar. 26	vs COL	DND
Mar. 28	vs DAL	DND
Mar. 30	@ STL	DND
Mar. 31	@ NSH	DND
Apr. 2	@ CHI	DND
Apr. 4	@ WPG	DND
Apr. 6	vs LA	MIN
Apr. 9	vs ARI	MIN
Apr. 11	vs EDM	MIN

INTERNATIONAL

World Championships: 2013 (gold), 2010 (bronze)
World Jr. Championships: 2010 (bronze), 2009 (silver)
World Under-18 Championships: 2008

#30 RYAN MILLER

(RIGH-uhn MIH-luhr)

CAREER STATS

MOST SHOTS FACED 50

DEC. 29/13 vs WSH

MOST SAVES IN A GAME 49

DEC. 29/13 vs WSH

SHOOTOUT RECORD 52-30

PENALTY SHOT RECORD 16/19

LATEST DEC.30/14 at SJ, goal (Thornton)

REGULAR SEASON

PLAYOFFS

SEASON	CLUB	LEA	GPI	W	L	T/OT	MIN	GA	SO	GAA	PCT	GPI	W	L	MIN	GA	SO	GAA	SV%
1997.98	Soo	NAHL	37	21	14	0	2,113	82	3	2.33	—	—	—	—	—	—	—	—	—
1998.99	Soo	NAHL	47	31	14	1	2,711	104	8	2.3	—	—	—	—	—	—	—	—	—
1999.00	Michigan	NCAA	26	16	5	3	1,525	39	8	1.53	—	—	—	—	—	—	—	—	—
2001.02	Michigan	NCAA	40	26	9	5	2,411	71	8	1.77	—	—	—	—	—	—	—	—	—
2002.03	Buffalo	NHL	15	6	8	1	912	40	1	2.63	.902	—	—	—	—	—	—	—	—
	Rochester	AHL	47	23	18	5	2,817	110	2	2.34	.920	3	1	2	190	13	0	4.11	.856
2003.04	Buffalo	NHL	3	0	3	0	178	15	0	5.06	.795	—	—	—	—	—	—	—	—
	Rochester	AHL	60	27	25	7	3,579	132	5	2.21	.925	14	7	7	857	26	2	1.82	.934
2004.05	Rochester	AHL	63	41	17	4	3,741	153	8	2.45	.922	9	5	4	547	24	0	2.63	.909
2005.06	Buffalo	NHL	48	30	14	3	2,862	124	1	2.6	.914	18	11	7	1123	48	1	2.56	.908
	Rochester	AHL	2	1	1	0	120	5	0	2.5	—	—	—	—	—	—	—	—	—
2006.07	Buffalo	NHL	63	40	16	6	3,692	168	2	2.73	.911	16	9	7	1029	38	0	2.22	.922
2007.08	Buffalo	NHL	76	36	27	10	4,474	197	3	2.64	.906	—	—	—	—	—	—	—	—
2008.09	Buffalo	NHL	59	34	18	6	3,443	145	5	2.53	.918	—	—	—	—	—	—	—	—
2009.10	Buffalo	NHL	69	41	18	8	4,047	150	5	2.22	.929	6	2	4	384	15	0	2.34	.926
2010.11	Buffalo	NHL	66	34	22	8	3,829	165	5	2.59	.916	7	3	4	410	20	2	2.93	.917
2011.12	Buffalo	NHL	61	31	21	7	3,536	150	6	2.55	.916	—	—	—	—	—	—	—	—
2012.13	Buffalo	NHL	40	17	17	5	2,302	108	0	2.81	.915	—	—	—	—	—	—	—	—
2013.14	Buffalo	NHL	40	15	22	3	2,384	108	0	2.72	.923	—	—	—	—	—	—	—	—
2013.14	St. Louis	NHL	19	10	8	1	1,117	46	1	2.47	.903	6	2	4	422	19	0	2.7	.897
2014.15	Vancouver	NHL	45	29	15	1	2,542	107	6	2.53	.911	3	1	1	156	6	0	2.31	.910
VANCOUVER TOTALS			45	29	15	1	2,542	107	6	2.53	.911	3	1	1	156	6	0	2.31	.910
NHL TOTALS			604	323	209	59	35,319	1,523	35	2.59	.915	56	28	27	3,524	146	3	2.59	.915

NHL FIRSTS

First Game: Nov. 19/02 at NJD
First Win: Nov. 22/02 vs CBJ
First Shutout: Jan. 14/03 at MIN

STREAKS

Longest Undefeated Streak: 14 games Apr. 8/06–Nov. 2/06 (13-0-1)
Longest Winning Streak: 4 games Three times (latest Oct. 26–Nov. 1/14)
Longest Shutout Sequence: 200:45 Jan. 8–19/15
Consecutive Starts: 34 games Jan. 24/08–Apr. 3/08

HONOURS

CCHA MVP: 2002/2001 NHL Foundation Player Award: 2010
 AHL First Team All-Star: 2005 NHL First All-Star Team: 2010
 NHL All-Star: 2007 Vezina Trophy: 2010
 Hobey Baker Award: 2001 Three Stars Award: 2015

ACQUIRED

Signed as a free agent by Vancouver on July 1, 2014.

PERSONAL

Miller's off-ice work includes a personal commitment to The Steadfast Foundation, a non-profit organization founded in 2006 alongside his father Dean, dedicated to providing support and resources to cancer patients, particularly childhood leukemia...Three of his cousins (Kip, Kevin and Kelly) played in the league while Miller's younger brother Drew currently plays for the Detroit Red Wings...Favourite sport besides hockey is golf...Favourite kind of music is rock and modern rock...Favourite TV show is *Anger Management*...Favourite place to travel is Rome...Ryan and his wife Noureen welcomed their first child, Bodhi, in March 2015.

CAREER HIGHLIGHTS

2014.15: Appeared in 45 games in net in his first season with the Canucks, posting a record of 29-15-1 including six shutouts, a 2.53 goals-against average and .911 save percentage...Was one of three goaltenders to win 15 of his first 20 starts with a club this season, reaching 15 wins in his first 18 games with Vancouver...Stopped 30 shots and both shootout attempts to defeat the Rangers, Feb. 19; the win was his 52nd career shootout win, most among active goaltenders...Made 21 saves in his 600th career game, Feb. 13 vs BOS...Turned aside all 31 shots to earn a 5-0 win over PIT, Feb. 7; with his sixth shutout of the season, he equaled his career high set in 2011.12 (61 GP) and tied for fifth among active goaltenders (35)...Made 28 saves to record his second shutout in as many days, Jan. 16 at CAR; the previous night, he made 30 saves to blank the Flyers 4-0; he became the first Canuck goaltender to record shutouts in consecutive days since Ken Lockett on Apr. 1-2, 1975; he is also the first goaltender in franchise history to record road shutouts in two consecutive days...With a win he became the first goaltender in Canucks franchise history to win 10 of his first 11 starts with the team, Nov. 23 vs CHI...Stopped 34 shots to pick up his 10th win in just his 11th start of the season, becoming the fastest goaltender in Canucks history to reach 10 wins, Nov. 6 at SJ...Recorded his 300th career win and 30th goaltender in NHL history to reach this milestone, Oct. 28 vs CAR...Stopped all 27 shots faced to record his first shutout as a Canuck, Oct. 17 at EDM...Made 23 saves to pick up his first win in a Canucks uniform...Appeared in three playoff games posting a record of 1-1, a 2.31 GAA, and a save percentage of .910...Notched his first playoff win as a Canuck stopping 20 of 21 saves, Apr. 23 vs CGY...13/14: Appeared in 59 games, posting a record of 25-30-4, a 2.64 GAA and a .918 save percentage...Split the season between St. Louis (10-8-1 in 19 GP) and Buffalo (15-22-3 in 40 GP)...Posted first 50 as a Blue, making 31 saves, Apr. 1 vs PHI...Made 37 saves on Apr. 11 at DAL, his most as a Blue...Became first Blues goalie to win each of first four starts since Brian Elliott in 2011-12...Traded to St. Louis by Buffalo with Steve Ott for Jaroslav Halak, Chris Stewart, William Carrier, a first-round pick in the 2015 NHL Draft, and a conditional draft pick, Feb. 28...Won his sole start for the United States, a 5-1 win over Slovenia, improving to 6-1 in seven Olympic Games with a .945 save percentage and a 1.30 GAA...His six wins for the United States rank him second in the nation's Olympic history behind Jack McCartan (7)...Finished with 36 saves and chipped-in two assists, Feb. 25 vs CAR...Boasted a save percentage of .950 over 10 games, Dec. 10-Jan. 12, the best of any 10-game stretch in his career...Earned NHL second-star honors for the week ending Dec. 29...Made a career-high 49 saves in a 2-1 shootout victory, improving to 3-0 in games in which he has faced 50 or more shots, Dec. 29 vs WSH...Logged a career-high 100 minutes in Game 1 of the WCQ, Apr. 17 vs CHI...Allowed just one goal on 25 shots, his 12th career playoff game allowing one goal or less, Apr. 21 vs CHI.

2012.13: Tied for first among NHL goaltenders with 1,270 shots against and 1,162 saves, and ranked eighth with 2,302 minutes played and 40 games played...Appeared in his 500th NHL game, Apr. 26 vs NYI, becoming the 62nd goaltender in NHL history to play in at least 500 career games and only the 20th to do so with one team; he was the 12th goaltender ever to play his first 500 NHL games with the same team...Led all NHL netminders with five wins when facing at least 40 shots...Earned his 43rd career shootout win to move into second place for career shootout wins by a goaltender (Henrik Lundqvist- 45), Apr. 26 vs NYI...Broke Dominik Hasek's franchise record for most saves as a member of the Sabres (13,308), Apr. 5 vs OTT...Surpassed Hasek's franchise record 491 games played for the Sabres with his 492nd appearance, Apr. 2 at PIT...Improved to 13-for-15 on penalty shots in his career with an unsuccessful attempt by John Tavares, Feb. 9 at NYI...2011.12: Became just the sixth goalie in NHL history to record 30 or more wins in seven straight seasons...Set a career high with six shutouts...Posted a 19-6-5 record after the All-Star break, including a record of 15-4-3 over his last 22 games...Named NHL's Third Star for the month of March...Logged the second-longest shutout streak of his career (155:37), Feb. 29-Mar. 3...Set franchise record for most saves in a shutout, with 43 saves, Feb. 29 at ANA...

2014.15 GAME BY GAME

Oct. 8	@ CGY	2/25	W	60:00
Oct. 11	vs EDM	4/29	W	64:36
Oct. 17	@ EDM	0/28	W	60:00
Oct. 18	vs TB	DND		
Oct. 21	@ DAL	5/13	L	21:17
Oct. 23	@ STL	1/32	W	60:00
Oct. 24	@ COL	DND		
Oct. 26	vs WSH	2/22	W	60:00
Oct. 28	vs CAR	1/30	W	60:00
Oct. 30	vs MTL	2/25	W	62:45
Nov. 1	@ EDM	2/27	W	60:00
Nov. 2	vs NSH	DND		
Nov. 4	@ COL	2/22	W	59:54
Nov. 6	@ SJ	2/36	W	60:00
Nov. 8	@ LA	4/22	L	40:00
Nov. 9	@ ANA	DND		
Nov. 11	vs OTT	3/24	W	64:05
Nov. 14	vs ARI	5/23	L	59:59
Nov. 19	@ EDM	4/32	W	60:00
Nov. 20	vs ANA	DND		
Nov. 23	vs CHI	1/25	W	60:00
Nov. 25	vs NJ	0/20	W	60:00
Nov. 28	@ CBJ	0/31	W	60:00
Nov. 30	@ DET	4/29	L	57:51
Dec. 2	@ WSH	5/23	W	60:00
Dec. 4	@ PIT	DND		
Dec. 6	@ TOR	4/14	L	25:39
Dec. 7	@ OTT	DND		
Dec. 9	@ MTL	2/24	L	59:11
Dec. 13	vs NYR	5/23	L	59:56
Dec. 17	vs DAL	DND		
Dec. 20	vs CGY	2/28	W	60:18
Dec. 22	vs ARI	1/39	W	59:51
Dec. 28	@ ANA	2/31	O	62:42
Dec. 30	@ SJ	1/22	W	60:00
Jan. 1	vs LA	3/40	L	58:58
Jan. 3	vs DET	1/30	W	59:51
Jan. 6	vs NYI	DND		
Jan. 8	vs FLA	3/30	L	58:23
Jan. 10	vs CGY	DND		
Jan. 13	@ NSH	DND		
Jan. 15	@ PHI	0/30	W	60:00
Jan. 16	@ CAR	0/28	W	59:48
Jan. 19	@ FLA	1/24	W	60:00
Jan. 20	@ TB	3/25	L	57:56
Jan. 27	@ ANA	2/22	L	57:19
Jan. 30	vs BUF	2/22	W	60:00
Feb. 1	vs MIN	3/19	L	57:19
Feb. 3	vs WPG	DND		
Feb. 5	vs SJ	5/38	L	60:00
Feb. 7	vs PIT	0/31	W	60:00
Feb. 9	@ MIN	5/18	L	27:59
Feb. 11	@ CHI	DND		
Feb. 13	vs BOS	2/23	W	60:00
Feb. 14	@ CGY	2/24	L	58:19
Feb. 16	@ MIN	DND		
Feb. 19	@ NYR	4/24	W	64:08
Feb. 20	@ NJ	DND		
Feb. 22	@ NYI	0/10	W	20:58
Feb. 24	@ BOS	INI		
Feb. 26	@ BUF	INI		
Mar. 1	vs STL	INI		
Mar. 3	vs SJ	INI		
Mar. 5	@ ARI	INI		
Mar. 7	@ SJ	INI		
Mar. 9	vs ANA	INI		
Mar. 12	vs LA	INI		
Mar. 14	vs TOR	INI		
Mar. 17	vs PHI	INI		
Mar. 19	vs CBJ	INI		
Mar. 21	@ LA	INI		
Mar. 22	@ ARI	INI		
Mar. 24	vs WPG	INI		
Mar. 26	vs COL	INI		
Mar. 28	vs DAL	INI		
Mar. 30	@ STL	INI		
Mar. 31	@ NSH	INI		
Apr. 2	@ CHI	INI		
Apr. 4	@ WPG	INI		
Apr. 6	vs LA	INI		
Apr. 9	vs ARI	DND		
Apr. 11	vs EDM	5/28	W	62:29

NHL MILESTONES

100th NHL Win: Feb. 10/08 vs FLA (5-3)
300th NHL Win: Oct. 28/14 vs CAR (4-1)

100th NHL Game: Jan. 15/07 vs @ BOS (3-2 L)
500th NHL Game: Apr. 26/13 vs NYI (2-1 W)
600th NHL Game: Feb. 13/15 vs BOS (5-2 W)

Posted shutouts in consecutive games. Feb. 29 at ANA and Mar. 1 at SJ. Passed Dominik Hasek for the most wins in franchise history with his 235th career win, Feb. 4 at NYL. Played his 400th career game, Oct. 7 vs ANA. **2010.11:** Tied career high with five shutouts for third consecutive season; passed Martin Biron for second all-time by a Sabres goaltender (22). Named NHL's First Star of the Week for week ending Mar. 27 with a 3-0-0 record, including two shutouts, a 0.67 GAA and a 976 SV%. Made 36 saves, earning a shutout, Jan. 6 at SJ. Picked up 200th career win, Dec. 28 vs EDM. Recorded consecutive shutouts, Dec. 3 vs CBJ and Dec. 4 at OTT; career-best shutout streak of 16135. Became the third goaltender in franchise history to post two shutouts in one series, joining Bob Sauve (1983 vs MTL) and Dominik Hasek (1994 vs NJD); also joined the same duo as the only players to record two shutouts in one playoff year: Sauve (1980, 1983); Hasek (1994, 1999). **2009.10:** Awarded Vezina Trophy as NHL's best goaltender; Miller was named on 28 of 30 ballots, including 23 first-place selections. Named to NHL's First All-Star Team. Finished 4th in voting for Hart Trophy (MVP). Received NHL's Foundation Award for Outstanding Charitable and Community Work. Set franchise single-season record for wins (41). Set new career bests in both GAA (2.22) and SV% (.929). Won 30 games for the fifth-straight season. Led Team USA to a silver medal at the 2010 Winter Olympics; named tournament MVP, Olympic All-Star and Best Goalie by tournament directorate. Posted Olympic-best 5-1 record, with a U.S. Men's Olympic team record 1.35 GAA. Played in 300th career NHL game, Jan. 6 vs TB. Started season 8-0-1, including eight straight wins from Oct. 8-30. Set single-game highs in shots faced (50) and saves (48) in 3-2 win, Jan. 8 over TOR. Posted second longest shutout streak of his career (148:31) from Nov. 28-Dec. 3. Passed Don Edwards for second-most career wins by a Sabres goaltender (187); now trails only Dominik Hasek. Went 2-4 with 2.34 GAA and career-best .926 SV%. Stopped 72 of 74 shots in two wins (973). **2008.09:** Named NHL Third Star of the Month for January after posting a 9-3-0 record with a 2.30 GAA, .932 save percentage and one shutout. Won 30 games for the fourth-straight season. Set new career best with 2.53 GAA, .918 save percentage and five shutouts. Finished season third in franchise history with 146 career victories, behind only Dominik Hasek (234) and Don Edwards (156). 8-2 record with 31 saves on 40 attempts (77.5) in shutouts. Posted a 157:13 shutout streak with consecutive shutouts, Jan. 31 at PHX and Feb. 4 vs TOR. **2007.08:** Set a franchise record and career high with 76 games played and 4,474 minutes played. Tied with Miikka Kiprusoff for third in the league in games played and was third overall in minutes played. His 36 victories ranked him sixth best in the NHL. Finished third in the league with 1,907 saves on the season, a career high. Won a season high six games in a row, Dec. 12 vs NYI-Dec. 22 at PHI. Allowed only 15 goals during win streak and made a season-high 42 saves, Dec. 19 at NYL. Earned his first shutout and first victory of the year with a 2-0 save performance, Oct. 11 vs ATL. His 35-save shutout set a career high for shutouts in a season (3) and was a career high for saves made in a shutout, Feb. 13 vs TOR. **2006.07:** Set a new Sabres record with 40 wins, while playing in a career-high 63 games. Voted in as Eastern Conference starter for All-Star Game. Played in a career-high 13 straight games, Feb. 10-Mar. 13. Made 29 saves to earn third career shutout in 3-0 win, Oct. 26 at NYL. First 41 games of the season 21-7-2 with 2.67 GAA in 31 games. Preseason: 2-1, with 2.59 GAA and .881 save percentage. **2007 Playoffs:** Posted a 9-7 record with 2.22 GAA and .922 save percentage while starting all 16 games. Ranks second on franchise's all-time list in playoff wins (20), goalie games (34), and goalie minutes (2,152). Posted a 4-1 record in five games vs NYL. Made 30 saves in Game 5, Apr. 20 vs NYL. Finished series with 2.21 GAA and .918 save percentage. Went 4-2 vs NYR. Made a playoff career-high 44 saves in Game 3, Apr. 29 vs NYR. Stopped 22 of 23 shots in Game 5, May 4 vs NYR. **2005.06:** Registered a 30-14-3 record in 48 games. Finished with a 2.60 GAA. Named NHL Defensive Player of the Week twice, Dec. 25 and Feb. 5. Earned second career shutout, making 31 saves in 6-0 win, Apr. 16 vs TOR. Stopped a career-high 45 shots in 4-2 loss, Mar. 18 at OTT. Made 27 saves and picked up an assist in 3-1 win, Mar. 16 vs TOR. Returned to action, Dec. 19 at PHI, making 33 saves in a 2-1 shutout win. Activated from IR, and sent to Rochester on conditioning assignment, Dec. 9. **2006 Playoffs:** Finished with a record of 11-7, 2.56 GAA and .908 SV% in 18 games. Stopped 25 shots in 2-1 OT win, May 30 vs CAR. Made 24 saves in 4-3 win, May 24 vs CAR. Made 29 saves including 16 in 3rd period, May 20 at CAR. Stopped 34 shots in series-clinching win, May 13 at OTT. Made 43 saves in a 2-1 win, May 8 at OTT. Stopped 21 shots in series-clinching 7-1 win, May 2 at PHI. Earned first career playoff shutout by making 24 saves in 3-0 win, Apr. 30 vs PHI. **2004.05:** Was awarded the Aldege "Baz" Bastien Award as the AHL's top goaltender. Was named an AHL First Team All-Star. Set the Amerks' all-time single season shutout mark with eight. Appeared in 63 regular season games, compiling a record of 41-17-4 and a 2.45 GAA. Led the AHL in victories (41) and saves (1,814), while ranking second in shutouts (8) and minutes played (3,738). Became the AHL's first 40-game winner in four decades, since Gerry Cheevers in 1964-65. Claimed Top Goaltender honors in the All-Star Skills Competition for the second consecutive year and earned the win in net for Planet USA at the 2005 All-Star Classic in Manchester, N.H. **2003.04:** Appeared in three games with Sabres, starting season opener, Oct. 9 at PHI and home opener, Oct. 11 vs NYL. Recorded career-high five shutouts in regular season with Rochester Americans. Recorded assist on power-play goal, Mar. 13 at Hamilton. **2004 Playoffs:** Won fifth straight outing with 27 saves, May 9 vs Hamilton. Made 33 saves in game seven overtime win over Syracuse May 1. Kicked out 30 shots for a shutout, Apr. 17 at Syracuse. **2002.03:** Appeared in four games for Team USA at 2003 World Championships. Made 64 saves and posted 2.49 GAA. Recorded wins over Slovenia and Belarus. Named to Young Stars Game at NHL All-Star Game in Florida, Feb. 1. Recorded first NHL shutout with 22 saves in 1-0 win, Jan. 14 at MIN. Made 17 saves to win first career NHL game in 5-4 victory, Nov. 22 vs CBJ. Started first NHL game, making 21 saves in OT loss, Nov. 19 at NJ. Recalled from Rochester, Nov. 18. Named Amerks' Rookie of the Year. Ended rookie season with 23-18-5 record and 2.34 GAA. Finished fifth in the AHL in GAA. Recorded first professional playoff win, Apr. 12 in Rochester. Won five of last six games to help Rochester make playoffs. Had nine-game unbeaten streak (Nov. 29 to Dec. 22-8-0-1) after six-game win streak, Nov. 29-Dec. 13. **2001.02:** Led all goaltenders with 949 save percentage and was second with 1.76 GAA at 2002 World Championships. Finished collegiate career 73-18-12 with NCAA-record 26 shutouts. Went 26-9-5 with eight shutouts, 1.77 GAA and .936 SV% in junior season. Hobey Baker Memorial Award finalist. Named CCHA Best Goaltender for third-straight season and won league's Most Valuable Player for second year in a row. MSU's Most Valuable Player for second consecutive season. Ranked first nationally in victories and shutouts, third in save percentage and fourth in GAA and minutes played at end of junior season. Ended Michigan State career ranked fourth in wins (73), fifth in games played (106) and first in GAA (1.54), SV% (.941) and shutouts (26). **2000.01:** Won the 2001 Hobey Baker Award, given to college hockey's top player. Became the second goaltender to receive the Hobey Baker (Minnesota's Robb Stauber in 1988 was first). USA Hockey College Player of the Year. Tabbed College Hockey Player of the Year by The Hockey News. Honored as Spartan hockey's Most Valuable Player and won the George Alderton Award for MSU male athlete of the year. Led the nation in save percentage, GAA, wins, winning percentage and shutouts. Became the NCAA's career shutout leader when he backstopped the Spartans to a 3-0 win over Alaska Fairbanks (2/10). His 10 shutouts were second-best single season effort in NCAA history. Set NCAA single-season record with .950 save percentage while 131 GAA was third-best in NCAA history. **1999.00:** Second-team All-CCHA and CCHA.

INTERNATIONAL

Olympics: 2014, 2010 (Silver)
World Championships: 2001, 2002, 2003

MILLER vs NHL

TEAM	GPI	MINS	GA	SOG	SO	W	L	OT	WIN%	GAA	SV%
Anaheim	8	448	19	236	1	3	4	1	0.438	2.54	0.919
Boston	43	2592	110	1352	1	27	9	7	0.709	2.55	0.919
Buffalo	1	60	2	22	0	1	0	0	1	2	0.909
Calgary	7	427	20	214	0	4	3	0	0.571	2.81	0.907
Carolina	28	1649	69	845	1	15	9	4	0.607	2.51	0.918
Chicago	6	345	13	184	0	3	3	0	0.5	2.26	0.929
Colorado	9	531	28	265	0	2	4	3	0.389	3.16	0.894
Columbus	10	528	19	254	2	4	3	1	0.563	2.16	0.925
Dallas	9	511	29	236	0	4	4	1	0.5	3.41	0.877
Detroit	15	864	47	468	0	3	10	2	0.267	3.26	0.9
Edmonton	12	727	27	344	1	12	0	0	1	2.23	0.922
Florida	28	1657	68	803	2	15	11	2	0.571	2.46	0.915
Los Angeles	10	568	25	338	1	5	3	1	0.611	2.64	0.926
Minnesota	9	476	24	211	1	4	5	0	0.444	3.03	0.886
Montreal	44	2647	103	1320	3	26	12	6	0.659	2.33	0.922
NY Islanders	29	1645	81	861	2	17	9	2	0.643	2.95	0.906
NY Rangers	28	1605	67	818	1	14	8	5	0.611	2.5	0.918
Nashville	8	470	17	217	1	5	2	1	0.688	2.17	0.922
New Jersey	29	1700	59	826	3	13	11	5	0.534	2.08	0.929
Ottawa	41	2415	105	1311	1	17	19	4	0.475	2.61	0.92
Philadelphia	32	1793	86	922	2	15	13	2	0.533	2.88	0.907
Phoenix	9	546	15	276	1	8	1	0	0.889	1.65	0.946
Pittsburgh	26	1485	78	732	1	8	13	3	0.396	3.15	0.893
San Jose	12	733	28	402	2	9	2	1	0.792	2.29	0.93
St. Louis	6	358	17	177	0	2	4	0	0.333	2.85	0.904
Tampa Bay	30	1803	80	864	0	20	10	0	0.667	2.66	0.907
Toronto	51	2990	126	1560	4	32	16	3	0.657	2.53	0.919
Vancouver	7	427	20	212	0	4	3	0	0.571	2.81	0.906
Washington	30	1749	73	866	3	17	12	0	0.586	2.5	0.916
Winnipeg	27	1569	68	753	1	14	6	5	0.66	2.6	0.91
Totals	604	35319	1523	17889	35	323	209	59	0.596	2.59	0.915



#9

BRANDON
PRUST

(Bran-duhn PROOST)

CAREER STATS

MOST GOALS IN A GAME 1

39 TIMES—LATEST FEB. 3/15 vs BUF

MOST ASSISTS IN A GAME 2

SIX TIMES—LATEST MAR. 12/15 at FLA

MOST POINTS IN A GAME 3

MAR. 7/13 at CAR: 1-2-3

HAT TRICKS 0

GAME-WINNING GOALS 11

LATEST JAN. 28/14 vs CAR

POWER PLAY GOALS 0

SHORTHANDED GOALS 7

LATEST FEB. 12/12 vs WSH

OVERTIME POINTS 0-0-0

SHOOTOUT RECORD 0/0

0 GDG

PENALTY SHOT RECORD 0/0

REGULAR SEASON

PLAYOFFS

PRUST vs NHL

SEASON	CLUB	LEA	GP	G	A	PTS	PIM	GP	G	A	PTS	PIM
2002.03	London	OHL	65	12	17	29	94	14	2	1	3	21
2003.04	London	OHL	64	19	33	52	269	15	7	13	20	33
2004.05	London	OHL	48	10	20	30	174	15	3	5	8	71
2005.06	Omaha	AHL	79	12	14	26	294	—	—	—	—	—
2006.07	Calgary	NHL	10	0	0	0	25	—	—	—	—	—
	Omaha	AHL	63	17	10	27	211	6	0	3	3	20
2007.08	Quad	AHL	79	10	27	37	248	—	—	—	—	—
2008.09	Calgary	NHL	25	1	1	2	79	—	—	—	—	—
	Phoenix	NHL	11	0	1	1	29	—	—	—	—	—
2009.10	Calgary	NHL	43	1	4	5	98	—	—	—	—	—
	NY Rangers	NHL	26	4	5	9	65	5	0	1	1	4
2010.11	NY Rangers	NHL	82	13	16	29	160	19	1	1	2	31
2011.12	NY Rangers	NHL	82	5	12	17	156	4	0	1	1	14
2012.13	Montreal	NHL	38	5	9	14	110	13	0	2	2	32
2013.14	Montreal	NHL	52	6	7	13	121	12	1	3	4	35
2014.15	Montreal	NHL	82	4	14	18	134					
NHL TOTALS			451	39	69	108	977	53	2	8	10	116

TEAM	GP	G	A	PTS	PIM
Anaheim	11	0	0	0	34
Arizona	11	2	0	2	9
Boston	20	0	2	2	40
Buffalo	21	3	4	7	62
Calgary	6	1	1	2	0
Carolina	17	7	5	12	19
Chicago	9	1	2	3	14
Colorado	13	1	4	5	17
Columbus	14	0	2	2	32
Dallas	10	0	1	1	16
Detroit	11	1	2	3	8
Edmonton	13	1	1	2	49
Florida	19	4	3	7	16
Los Angeles	12	0	1	1	40
Minnesota	11	0	4	4	9
Montreal	11	0	3	3	24
Nashville	11	0	0	0	15
New Jersey	24	3	4	7	58
NY Islanders	20	3	4	7	56
NY Rangers	7	0	1	1	17
Ottawa	19	3	2	5	39
Philadelphia	24	1	4	5	70
Pittsburgh	21	2	2	4	44
St. Louis	12	0	1	1	29
San Jose	7	0	1	1	22
Tampa Bay	19	2	1	3	32
Toronto	25	0	6	6	73
Vancouver	16	1	5	6	52
Washington	20	2	3	5	57
Winnipeg	17	1	0	1	24

Totals 451 39 69 108 977

NHL FIRSTS

First Game: Nov. 1/06 at DET
First Goal: Oct. 25/08 at PHX
First Assist: Oct. 11/08 vs VAN

STREAKS

Goals: 3 games Apr. 2-6/10: 3 goals
Points: 5 games Apr. 2-9/10: 3-2-5

HONOURS

Steven McDonald Extra Effort Award (Rangers Fan Award): 2011
 Jacques-Beauchamp Trophy (Canadiens Unsung Hero): 2013

ACQUIRED

Acquired from Montreal in exchange for Zack Kassian and a 2016 fifth-round selection on July 1, 2015.

PERSONAL

Grew up in London, Ontario and played three seasons for his hometown Knights...Enjoys playing golf and watching baseball in his spare time...Has an uncle who was a Broadway actor...Has known to have been the prankster on several of his teams...If he didn't play hockey, he would either pursue a career in firefighting or personal training.

CAREER HIGHLIGHTS

2014.15: Completed his eighth NHL season and third with Montreal, collecting 18 points (4-14-18) in 82 games...His 134 penalty minutes ranked first on the Canadiens and was sixth in the NHL...Recorded 78 shots on goal, 122 hits and 34 blocked shots, with an average of 12:57 penalty minutes...Tied a career and season-high with two assists, Mar. 17 at FLA...Collected a season-high 27 penalty minutes, Nov. 28 at BUF...Logged a season-high 19:02 TOI, Nov. 11 vs WPG...Registered a season-high two assists, Nov. 8 vs MIN...Tallied four points (1-3-4) and 35 penalty minutes for Montreal during the 2015 Stanley Cup Playoffs...Notched an assist and 31 penalty minutes, May 3 vs TB...Recorded a goal, May 7 vs TB. **2013.14:** Set a career personal-high with 27 penalty minutes on Jan. 25 vs WSH...Led the team in Jan. with 52 penalty minutes...Totalled 7 hits on May 12 vs BOS...Led the team in penalty minutes during the regular season (121) and in the playoffs (32). **2012.13:** Scored the winning goal in Feb. vs CAR...Maintained a +3 differential on Feb. 19 at NYR...Had 8 hits on Feb. 27 at TOR...Led the team in Feb. in penalty minutes (35), hits (35) and differential (+6, tied with F. Bouillon and J. Gorges)...Recorded 3 points (1-2-3) and a +3 differential on March 7 at CAR...Finished 7th in the NHL with 110 penalty minutes. **2011.12:** ad a 3-game point streak (Oct. 15 to 20) posting a 2-2-4 record...Was assessed 2 fighting majors in the 1st period, including one 0:04 into the contest, and captured 3rd star honors on Nov. 26 vs PHI...Tallied 2 assists, was credited with 4 hits and posted a +2 rating in 8:31 of ice time in the NHL Winter Classic on Jan. 2 at PHL...Tied for 1st in the NHL with 7 shorthanded goals in the last 2 seasons...Tied for the NHL lead in fighting majors (20)...One of 7 Rangers who skated in all 82 games...Established a career-high in blocked shots (51). **2010.11:** One of four Rangers to skate in all 82 games...Ranked 2nd on the team and 13th in the NHL with 160 penalty minutes...Tied for 2nd in the league with 7 shorthanded points, 3rd with 5 shorthanded goals, 12th with 2 shorthanded assists, and 5th with 18 fighting majors...Captured the Steven McDonald Extra Effort Award, voted by the fans as the player who performs "above and beyond the call of duty"...Led NYR with 24 hits in 5 playoff games. **2009.10:** Tallied a career-high, five-game point streak (April 2 to April 9) posting a 3-2-5 record, including game-winning goals in back-to-back contests on April 2 at TBL and April 3 at FLA...Ranked 3rd in the NHL with 25 fighting majors, and finished 9th in the league in penalty minutes (163). **2008.09:** Registered his 1st NHL point with an assist on Oct. 11 vs VAN...Tallied his 1st NHL goal, recording the game-winner, on Oct. 25 at PHX. **2007.08:** Recorded the 1st 3-assist game in Quad City team history on Nov. 17 at Iowa...Recorded 2 goals, including the game-tying goal with 49 seconds left in regulation, on Jan. 13 vs Rockford...Established a franchise record for penalty minutes in a game with 22 penalty minutes on Feb. 20 vs Hamilton...Ranked fifth in the AHL and led Quad City in penalty minutes. **2006.07:** Registered his 1st NHL fight on Nov. 3 at CBJ...Recorded his 2nd multi-goal game of the season on March 10 vs Grand Rapids...Tallied the game-winning goal on April 15 vs Chicago, helping Omaha clinch the Western Conference regular season title...Led Omaha in penalty minutes...Tied for the team lead with 3 assists during the AHL playoffs. **2005.06:** Notched his 1st professional goal on Oct. 28 vs Chicago...Established a team record for penalty minutes in a game with 32 penalty minutes on Jan. 8 at Chicago...Led Omaha and ranked 5th in the AHL in penalty minutes. **2004.05:** Led London in penalty minutes...Captured the CHL Memorial Cup as a member of the London Knights. **2003.04:** Tied for 6th in the league in scoring with 20 points during the OHL playoffs...Tied for 3rd in the league in penalty minutes. **2002.03:** Led all London rookies in goals, assists and points, and ranked 1st on the team overall in +/- rating (+14).

NHL MILESTONES

100th NHL Game: Mar. 10/10 at NJD

400th NHL Game: Dec. 12/14 vs LAK

100th NHL Point: Dec. 20/14 vs OTT

2014.15 GAME BY GAME

Oct. 8	@ TOR	0-0	1/0	13:04
Oct. 9	@ WSH	0-0	1/0	10:40
Oct. 11	@ PHI	0-0	0/-1	7:48
Oct. 13	@ TB	0-0	0/-2	11:42
Oct. 16	vs BOS	0-0	1/0	13:08
Oct. 18	vs COL	0-1	0/0	12:15
Oct. 21	vs DET	0-0	0/0	8:33
Oct. 25	vs NYR	0-0	0/0	12:08
Oct. 27	@ EDM	0-0	1/-1	13:09
Oct. 28	@ CGY	0-0	0/0	12:24
Oct. 30	@ VAN	0-0	1/-2	13:53
Nov. 2	vs CGY	0-0	0/0	11:11
Nov. 4	vs CHI	0-0	2/0	11:38
Nov. 5	@ BUF	0-0	0/0	13:39
Nov. 8	vs MIN	0-2	2/2	15:20
Nov. 11	vs WPG	0-0	0/1	19:02
Nov. 13	vs BOS	0-0	2/0	15:55
Nov. 15	vs PHI	0-0	1/0	13:22
Nov. 16	@ DET	1-0	1/2	16:10
Nov. 18	vs PIT	0-0	0/-1	13:45
Nov. 20	vs STL	1-1	2/1	14:20
Nov. 22	@ BOS	0-0	3/0	18:01
Nov. 23	@ NYR	0-0	1/0	14:34
Nov. 28	@ BUF	0-0	0/0	7:10
Nov. 29	@ BUF	0-1	3/1	15:20
Dec. 1	@ COL	0-1	2/0	12:50
Dec. 3	@ MIN	0-0	1/0	13:33
Dec. 5	@ CHI	0-0	2/-1	13:33
Dec. 6	@ DAL	0-0	1/0	13:52
Dec. 9	vs VAN	0-0	1/0	11:14
Dec. 12	vs LA	0-1	1/1	14:58
Dec. 16	vs CAR	1-0	4/0	14:41
Dec. 18	vs ANA	0-0	2/0	13:56
Dec. 20	@ OTT	1-0	1/1	17:36
Dec. 23	@ NYI	0-0	2/1	15:42
Dec. 29	@ CAR	0-1	0/1	14:29
Dec. 30	@ FLA	0-0	0/0	17:30
Jan. 2	@ NJ	0-0	1/0	16:06
Jan. 3	@ PIT	0-0	3/0	15:01
Jan. 6	vs TB	0-0	1/-1	8:52
Jan. 10	vs PIT	0-0	2/0	14:43
Jan. 14	@ CBJ	0-0	0/0	9:26
Jan. 15	@ OTT	0-0	2/0	12:42
Jan. 17	vs NYI	0-0	2/-1	12:19
Jan. 20	vs NSH	0-0	3/0	12:54
Jan. 27	@ DAL	0-0	0/1	14:57
Jan. 29	@ NYR	0-0	0/0	14:11
Jan. 31	vs WSH	0-0	0/0	11:21
Feb. 1	vs ARI	0-0	0/0	12:05
Feb. 3	vs BUF	1-0	2/1	9:22
Feb. 7	vs NJ	0-0	1/-1	11:17
Feb. 8	@ BOS	0-0	0/0	14:47
Feb. 10	vs PHI	0-0	1/0	16:51
Feb. 12	vs EDM	0-0	0/-2	10:53
Feb. 14	vs TOR	0-0	1/0	12:53
Feb. 16	@ DET	0-0	1/0	14:45
Feb. 18	@ OTT	0-0	4/1	14:24
Feb. 19	vs FLA	0-0	1/0	15:26
Feb. 21	vs CBJ	0-0	0/0	13:38
Feb. 24	@ STL	0-0	1/-1	17:12
Feb. 26	@ CBJ	0-1	0/2	13:32
Feb. 28	vs TOR	0-0	4/0	15:24
Mar. 2	@ SJ	0-0	2/0	13:13
Mar. 4	@ ANA	0-0	1/-1	9:33
Mar. 5	@ LAK	0-0	0/0	7:06
Mar. 7	@ ARI	0-0	0/0	9:35
Mar. 10	vs TB	0-0	0/0	10:48
Mar. 12	vs OTT	0-0	0/0	14:03
Mar. 14	@ NYI	0-0	2/0	11:07
Mar. 16	@ TB	0-0	0/0	7:50
Mar. 17	@ FLA	0-2	1/1	8:45
Mar. 19	vs CAR	0-1	1/3	14:19
Mar. 21	vs SJ	0-0	0/0	12:27
Mar. 24	@ NSH	0-0	0/0	14:41
Mar. 26	@ WPG	0-0	0/0	13:23
Mar. 28	vs FLA	0-0	0/1	9:39
Mar. 30	vs TB	0-0	0/0	11:59
Apr. 2	vs WSH	0-0	0/1	12:06
Apr. 3	@ NJ	0-0	0/0	10:40
Apr. 5	@ FLA	0-0	1/0	15:00
Apr. 9	vs DET	0-1	1/1	10:05
Apr. 11	@ TOR	0-0	0/0	11:06

#5 LUCA SBISA

(LOO-Ka S'BEE-za)

CAREER STATS

MOST GOALS IN A GAME 1

12 TIMES—LATEST FEB. 3/15 vs WPG

MOST ASSISTS IN A GAME 2

6 TIMES—LATEST FEB. 11/15 at CHI

MOST POINTS IN A GAME 2

6 TIMES—LATEST FEB. 11/15 at CHI: 0-2-2

HAT TRICKS 0

GAME-WINNING GOALS 3

LATEST FEB. 3/15 vs WPG

POWER PLAY GOALS 1

JAN. 16/11 vs EDM

SHORTHANDED GOALS 0

OVERTIME POINTS 1-2-3

SHOOTOUT RECORD 0/0

0 GDG

PENALTY SHOT RECORD 0/0

REGULAR SEASON

PLAYOFFS

SBISA vs NHL

SEASON	CLUB	LEA	GP	G	A	PTS	PIM	GP	G	A	PTS	PIM	TEAM	GP	G	A	PTS	PIM
2006.07	Zug	Swiss-A	7	0	0	0	0	—	—	—	—	—	Anaheim	5	0	0	0	2
2007.08	Lethbridge	WHL	62	6	27	33	63	19	3	12	15	17	Arizona	20	1	4	5	26
2008.09	Philadelphia	NHL	39	0	7	7	36	1	0	0	0	2	Boston	5	0	1	1	4
	Philadelphia	AHL	2	1	1	2	2	—	—	—	—	—	Buffalo	7	0	0	0	8
	Lethbridge	WHL	18	4	11	15	19	11	2	1	3	12	Calgary	16	0	2	2	31
2009.10	Anaheim	NHL	8	0	0	0	6	—	—	—	—	—	Carolina	9	1	3	4	10
	Lethbridge	WHL	17	1	12	13	18	—	—	—	—	—	Chicago	16	0	4	4	4
	Portland	WHL	12	3	2	5	11	13	2	2	4	26	Colorado	16	0	4	4	22
2010.11	Anaheim	NHL	68	2	9	11	43	6	0	1	1	8	Columbus	12	0	4	4	2
	Syracuse	AHL	8	2	7	9	4	—	—	—	—	—	Dallas	22	2	1	3	15
2011.12	Anaheim	NHL	80	5	19	24	66	—	—	—	—	—	Detroit	10	0	0	0	0
2012.13	Anaheim	NHL	41	1	7	8	23	5	0	0	0	4	Edmonton	16	2	3	5	11
	Lugano	Swiss-A	30	5	7	12	14	—	—	—	—	—	Florida	5	0	0	0	4
2013.14	Anaheim	NHL	30	1	5	6	43	2	0	1	1	5	Los Angeles	22	1	6	7	12
	Norfolk	AHL	4	0	2	2	0	—	—	—	—	—	Minnesota	17	1	3	4	16
2014.15	Vancouver	NHL	76	3	8	11	46	6	1	1	2	7	Montreal	8	0	1	1	4
													Nashville	15	0	0	0	6
VANCOUVER TOTALS			76	3	8	11	46	6	1	1	2	7	New Jersey	7	0	1	1	6
NHL TOTALS			342	12	55	67	263	20	1	3	4	26	NY Islanders	8	0	2	2	14
													NY Rangers	8	0	1	1	2
													Ottawa	4	0	0	0	0
													Philadelphia	6	0	1	1	2
													Pittsburgh	8	0	1	1	14
													St. Louis	15	0	2	2	14
													San Jose	24	1	2	3	16
													Tampa Bay	7	0	0	0	11
													Toronto	6	0	1	1	2
													Vancouver	13	1	2	3	7
													Washington	8	1	2	3	4
													Winnipeg	7	1	4	5	4
													Totals	342	12	55	67	263

NHL FIRSTS

First Game: Oct. 11/08 vs NYR
First Goal: Dec. 28/10 at PHX
First Assist: Oct. 22/08 vs SJ

STREAKS

Assists 3 games Oct. 28–Nov. 2/08: 4 assists
Points 3 games Four times (latest Jan. 31–Feb. 3/12: 1-2-3)

HONOURS

Lethbridge Hurricanes Rookie of the Year: 2008
 CHL Top Prospects Game: 2008

ACQUIRED

From Anaheim with Nick Bonino and the 24th and 85th selection in the 2014 NHL Entry Draft in exchange for Ryan Kesler and a third round pick in the 2015 NHL Entry Draft on June 27, 2014.

PERSONAL

Grew up in Zug, Switzerland before moving to Canada to play junior hockey...Worked in the office of his hometown ice rink in Switzerland as his first job. His favourite NHL player growing up was Mats Sundin...His favourite hockey moment was his first NHL game...Attended Winston Churchill High School in Lethbridge, Alberta, graduating in 2008...Plays golf and tennis during the off-season...His favourite athlete outside of hockey is Roger Federer...His favourite TV shows are *It's Always Sunny in Philadelphia*, *Sons of Anarchy* and also enjoys watching HGTV...Favourite movies are *This is the End* and *Lawless*...Some of the new music he enjoys is by Capital Cities and Alt-J...Has an older sister, Chiara.

CAREER HIGHLIGHTS

2014.15: Completed his seventh NHL season and first with the Canucks, collecting 11 points (3-8-11) in 76 games... Averaged 18:46 ice time per game...Ranked 1st amongst Canucks defencemen in game-winning goals (2)...Ranked 1st amongst Canucks defencemen in games played (76), second in hits (151) and second in blocked shots (128)...Signed a three-year extension, Apr. 8...Tied a season-high four shots, Apr. 6 vs LA...Logged a season-high (and team game-high) 25:56 TOI, Mar. 1 vs STL...Registered his first multi-point game (0-2-2), Feb. 11 at CHL...Finished the game with an assist and a season-high 4 rating, Nov. 28 at CBJ...Recorded his first point as a Canuck, a game-winning goal, Oct. 26 vs WSH... Appeared in his first game as a Canuck, Oct. 8 at CGY...Collected two points (1-1-2) and seven penalty minutes in six WCQ playoff games...Notched his first career NHL playoff goal, Apr. 25 at CGY **2013.14:** Appeared in his sixth NHL season, his fifth with Anaheim...Registered six points (1-5-6) with 43 PIM in 30 games...Logged a season-high 23:33 TOI, Mar. 31 vs WPG...Tore a tendon in his right hand, Nov. 22 vs TB...missed 26 games due to injury...Recorded a season-high 23:27 TOI, Mar. 15 at LA...Had a season-high seven hits, Nov. 18 at PIT...Appeared in his 200th game as a Duck, Nov. 8 vs BUF... Collected his 43rd career assist and 51st career point in his season debut, Nov. 4 at NYR...Had missed the opening 15 contests with a lower-body injury, Oct. 2–Nov. 2...Suffered in the injury in Anaheim's preseason opener, Sept. 16 vs PHX... Registered one point (0-1-1) and five penalty minutes in two playoff games...Recorded his second career postseason assist on a career high three shots, Apr. 25 vs DAL **2012.13:** Appeared in his fifth NHL season, his fourth with Anaheim... Scored eight points (1-7-8) with an even plus/minus ranking and 23 PIM in 41 games...Ranked second on the team with 99 hits...Also finished with 57 blocked shots...Matched a career high (second time) with a +3 rating in a 5-2 victory, Apr. 3 vs DAL...Recorded his first career GWG and first goal of the season in a 2-1 win, Mar. 12 at MIN...Tied his career high in points/assists (0-2-2) in a 7-1 victory, Feb. 2 vs LA...Appeared in his 200th career NHL game, Jan. 29 at SJ...Missed the final six games of the season with a lower body injury, Apr. 17–27...Played in his native Switzerland during the lockout, collecting 12 points (5-7-12) with 14 PIM in 30 games with Lugano...Appeared in five of Anaheim's CQF contests vs DET, going scoreless with four PIM...Missed Games 1 and 2 due to a lower-body injury. **2011.12:** Appeared in his fourth NHL season, his third with Anaheim...Scored 24 points (5-19-24) with 66 PIM in 80 games...Established career highs in several categories, including goals, assists, points, appearances, shots on net (88) and TOI (17:55)...Ranked third among team defencemen in points and assists, tied for third in goals, and second in PIM...Also tied Anaheim with 186 hits and ranked fourth with 99 blocked shots...Recorded three separate point streaks of three games to match his career best, including Jan. 31–Feb. 3 (1-2-3), Jan. 6–10 (1-2-3) and Dec. 22–29 (1-2-3)...Appeared in his 100th game as a Duck, Nov. 30 vs MTL...Logged a career high 26:45 TOI, Nov. 23 at PHX...Tied his career high in points (0-2-2), Oct. 16 vs STL...Missed two games with an upper-body injury, Dec. 12–14. **2010.11:** Appeared in his third NHL season, his second with Anaheim... Played all six CQF games vs NSH, collecting one assist (0-1-1) with eight PIM...Earned his first career Stanley Cup Playoff point (assist) in Game 5 of the CQF, Apr. 22 vs NSH...Made his Anaheim postseason debut in Game 1 of the CQF, Apr. 13 vs NSH...appeared in 68 regular season games, scoring 11 points (2-9-11) with 43 PIM...Ranked second on the club in hits (170) and sixth in blocked shots...Tallied two assists (0-2-2) for his third career multi-point game, Mar. 11 at COL... Appeared in his 100th career NHL contest, Mar. 9 vs NYR...Recorded the second multi-point game (0-2-2) of his career, Feb. 16 vs WSH...Scored his first career PPG as part of a 3-2 Ducks win, Jan. 16 vs EDM...Recorded his first career NHL goal and earned a career-high +3 rating, Dec. 28 at PHX...Began the season with Anaheim, but was assigned to Syracuse (AHL), Oct. 16...In eight AHL games, scored nine points (2-7-9) with a +2 rating and four PIM...Was recalled from Syracuse on Nov. 10 and remained with the Ducks for the rest of the season. **2009.10:** Appeared in his second NHL season, his first with Anaheim...Played eight games for the Ducks, going scoreless with six PIM...Made his Anaheim debut on Oct. 3 vs SJ, recording 12:59 TOI...Was assigned to Lethbridge (WHL), Oct. 26...Appeared in 29 games with Lethbridge and Portland (WHL), Collecting 18 points (4-14-18) with 29 PIM...Added four points (2-2-4) points in 13 WHL Playoff games with Portland. **2008.09:** Appeared in his first NHL season with Philadelphia, scoring seven points (0-7-7) in 39 regular season games...Became the second-youngest Flyer to make his Stanley Cup Playoffs debut in Game 2 of the CQF, Apr. 17 vs PIT (Dainius Zubrus)...Posted a career-best three-game point and assist streak (0-4-4), Oct. 28–Nov. 2...Recorded his first career NHL point (assist), Oct. 22 vs SJ...Made his NHL debut, Oct. 11 vs NYR, becoming the fourth-youngest Flyer and second youngest defenceman at 18 yrs., 255 days...Was loaned to Lethbridge on Feb. 2 for the remainder of the WHL season...Posted 15 points (4-11-15) in 18 regular season games and 3 points (2-1-3) in 11 playoff games with Lethbridge...Following the WHL playoffs, was assigned to the Flyers' AHL affiliate, the Philadelphia Phantoms, for two games from Apr. 10–11 (1-1-2). **2007.08:** Spent the entire season with Lethbridge, earning 33 points (6-27-33) in 62 games...Won the Carl Trentini Memorial Award as the Hurricanes Rookie of the Year...Led all WHL defencemen in playoff scoring with 15 points (3-12-15) in 19 games as Lethbridge advanced to the 2008 WHL Finals...Was selected to participate in the 2008 CHL Top Prospects Game.

2014.15 GAME BY GAME

Oct. 8	@ CGY	0-0	1/0	18:34
Oct. 11	vs EDM	0-0	1/1	17:22
Oct. 17	@ EDM	0-0	0/1	20:57
Oct. 18	vs TB	0-0	0/1	14:58
Oct. 21	@ DAL	0-0	1/1	16:17
Oct. 23	@ STL	0-0	1/0	17:08
Oct. 24	@ COL	0-0	1/-5	16:20
Oct. 26	vs WSH	1-0(W)	2/0	15:08
Oct. 28	vs CAR	0-1	0/2	14:55
Oct. 30	vs MTL	0-0	0/0	15:18
Nov. 1	@ EDM	1-0	1/0	14:53
Nov. 2	vs NSH	0-0	1/0	18:08
Nov. 4	@ COL	INJ		
Nov. 6	@ SJ	0-0	0/1	20:48
Nov. 8	@ LA	0-0	0/0	18:18
Nov. 9	@ ANA	INJ		
Nov. 11	vs OTT	INJ		
Nov. 14	vs ARI	INJ		
Nov. 19	@ EDM	INJ		
Nov. 20	vs ANA	0-0	1/-1	24:25
Nov. 23	vs CHI	0-0	3/1	21:35
Nov. 25	vs NJ	0-0	2/1	19:44
Nov. 28	@ CBJ	0-1	0/4	20:55
Nov. 30	@ DET	0-0	0/-2	18:10
Dec. 2	@ WSH	0-0	1/-1	22:44
Dec. 4	@ PIT	0-0	1/2	22:42
Dec. 6	@ TOR	0-0	2/-3	17:04
Dec. 7	@ OTT	0-0	2/0	22:46
Dec. 9	@ MTL	0-0	0/-1	19:18
Dec. 13	vs NYR	0-0	0/-4	17:21
Dec. 17	vs DAL	0-0	1/0	13:45
Dec. 20	vs CGY	0-0	0/-1	15:06
Dec. 22	vs ARI	0-0	0/1	20:20
Dec. 28	@ ANA	0-0	2/0	19:26
Dec. 30	@ SJ	0-0	2/0	16:43
Jan. 1	vs LA	0-0	0/0	17:29
Jan. 3	vs DET	0-0	0/0	15:00
Jan. 6	vs NYI	0-0	0/-1	18:42
Jan. 8	vs FLA	0-0	3/0	15:52
Jan. 10	vs CGY	0-0	1/0	17:27
Jan. 13	@ NSH	0-0	1/-2	18:29
Jan. 15	@ PHI	0-0	1/0	19:28
Jan. 16	@ CAR	DNP		
Jan. 19	@ FLA	0-0	2/1	17:38
Jan. 20	@ TB	0-0	0/-2	20:13
Jan. 27	vs ANA	0-0	0/0	18:08
Jan. 30	vs BUF	0-0	2/0	16:30
Feb. 1	vs MIN	0-0	1/0	13:27
Feb. 3	vs WPG	1-0 (W)	2/0	15:44
Feb. 5	vs SJ	0-0	2/-2	19:45
Feb. 7	vs PIT	0-0	0/2	20:51
Feb. 9	@ MIN	0-0	2/2	21:07
Feb. 11	@ CHI	0-2	0/1	21:24
Feb. 14	vs BOS	0-0	0/1	19:22
Feb. 14	@ CGY	0-0	1/0	19:49
Feb. 16	vs MIN	0-1	1/0	19:09
Feb. 19	vs NYR	0-0	0/1	25:39
Feb. 20	@ NJ	0-0	0/0	20:28
Feb. 22	@ NYI	0-0	1/1	18:45
Feb. 24	@ BOS	0-0	2/0	23:16
Feb. 26	@ BUF	0-0	1/-1	20:49
Mar. 1	vs STL	0-0	2/-2	25:56
Mar. 3	vs SJ	0-0	1/-3	18:45
Mar. 5	@ ARI	0-1	2/1	19:08
Mar. 7	@ SJ	0-0	2/2	22:26
Mar. 9	vs ANA	0-0	1/1	22:14
Mar. 12	vs OTT	0-0	0/-1	18:40
Mar. 14	vs TOR	0-0	2/1	18:27
Mar. 17	vs PHI	0-1	0/1	17:13
Mar. 19	vs CBJ	0-0	1/-1	19:10
Mar. 21	@ LA	0-0	2/1	16:21
Mar. 22	@ ARI	0-0	0/-1	18:38
Mar. 24	vs WPG	0-0	3/1	17:11
Mar. 26	vs COL	0-0	4/-1	17:10
Mar. 28	vs DAL	0-0	2/-2	19:32
Mar. 30	@ STL	0-0	0/1	20:17
Mar. 31	@ NSH	0-0	0/-1	21:17
Apr. 2	@ CHI	0-0	0/-1	19:16
Apr. 4	@ WPG	1-1	1/0	18:51
Apr. 6	vs LA	0-0	4/1	18:03
Apr. 9	vs ARI	0-0	2/1	19:27
Apr. 11	vs EDM	0-0	0/0	18:52

NHL MILESTONES

100th NHL Game: Mar. 9/11 vs NYR
300th NHL Game: Jan. 13/15 at NSH

INTERNATIONAL

Olympics: 2010
 World Junior Championships: 2010, 2008

#22 DANIEL SEDIN

(DAN-yehI suh-DEEN)

CAREER STATS

MOST GOALS IN A GAME 4

FEB. 24/04 vs DET

MOST ASSISTS IN A GAME 3

15 TIMES—LATEST JAN. 3/15 vs DET

MOST POINTS IN A GAME 5

FEB. 6/07 at EDM: 3-2-5

HAT TRICKS 5

LATEST DEC. 6/11 vs COL

GAME-WINNING GOALS 72

LATEST APR. 9/15 vs ARI

POWER PLAY GOALS 115

LATEST FEB. 7/15 vs PIT

SHORTHANDED GOALS 0

OVERTIME POINTS 13-13-26

SHOOTOUT RECORD 4/27

3 GDG

PENALTY SHOT RECORD 0/4

LATEST MAR. 25/11 at ATL, no goal (Mason)

REGULAR SEASON

PLAYOFFS

D. SEDIN vs NHL

SEASON	CLUB	LEA	GP	G	A	PTS	PIM	GP	G	A	PTS	PIM
1997-98	MoDo Jr.	Swe-Jr.	26	26	14	40	—	—	—	—	—	—
	MoDo	Sweden	45	4	8	12	26	9	0	0	0	2
1998-99	MoDo	Sweden	50	21	21	42	20	13	4	8	12	14
1999-00	MoDo	Sweden	50	19	26	45	28	13	8	6	14	18
2000-01	Vancouver	NHL	75	20	14	34	24	4	1	2	3	0
2001-02	Vancouver	NHL	79	9	23	32	32	6	0	1	1	0
2002-03	Vancouver	NHL	79	14	17	31	34	14	1	5	6	8
2003-04	Vancouver	NHL	82	18	36	54	18	7	1	2	3	0
2004-05	MoDo	Sweden	49	13	20	33	40	6	0	3	3	6
2005-06	Vancouver	NHL	82	22	49	71	34	—	—	—	—	—
2006-07	Vancouver	NHL	81	36	48	84	36	12	2	3	5	4
2007-08	Vancouver	NHL	82	29	45	74	50	—	—	—	—	—
2008-09	Vancouver	NHL	82	31	51	82	36	10	4	6	10	8
2009-10	Vancouver	NHL	63	29	56	85	28	12	5	9	14	12
2010-11	Vancouver	NHL	82	41	63	104	32	25	9	11	20	32
2011-12	Vancouver	NHL	72	30	37	67	40	2	0	2	2	0
2012-13	Vancouver	NHL	47	12	28	40	18	4	0	3	3	14
2013-14	Vancouver	NHL	73	16	31	47	38	—	—	—	—	—
2014-15	Vancouver	NHL	82	20	56	76	18	6	2	2	4	0
VANCOUVER/NHL TOTALS			1,061	327	554	881	438	102	25	46	71	78

TEAM	GP	G	A	PTS	PIM
Anaheim	55	17	25	42	12
Arizona	55	11	32	43	28
Boston	16	4	5	9	8
Buffalo	16	4	9	13	12
Calgary	79	27	52	79	38
Carolina	13	3	4	7	8
Chicago	52	19	30	49	24
Colorado	72	29	31	60	26
Columbus	51	14	30	44	20
Dallas	47	14	20	34	20
Detroit	49	19	28	47	20
Edmonton	79	36	43	79	30
Florida	14	4	5	9	8
Los Angeles	53	16	24	40	16
Minnesota	74	21	38	59	32
Montreal	22	3	11	14	6
Nashville	50	12	27	39	14
New Jersey	15	4	7	11	8
NY Islanders	13	3	10	13	2
NY Rangers	13	5	5	10	2
Ottawa	20	6	12	18	10
Philadelphia	15	4	13	17	4
Pittsburgh	15	4	7	11	8
St. Louis	52	10	28	38	36
San Jose	55	9	27	36	34
Tampa Bay	13	4	6	10	2
Toronto	23	10	12	22	4
Washington	14	7	5	12	2
Winnipeg	16	8	8	16	4

Totals 1,061 327 554 881 438

NHL FIRSTS

First Game:	Oct. 5/00 at PHI	Goals:	5 games	Three times (latest Mar. 20–30/10: 5 goals)
First Goal:	Oct. 8/00 at TB	Assists:	11 games	Feb. 12–Mar. 16/10: 14 assists
First Assist:	Oct. 12/00 vs COL	Points:	11 games	Feb. 12–Mar. 16/10: 3-14-17

STREAKS

HONOURS

Art Ross Trophy: 2011	First Team All-Star: 2011	Cyrus H. McLean award:
Ted Lindsay: 2011	Second Team All-Star: 2010	2015, 2009, 2007
Cyclone Taylor: 2011	Swedish Elite League Co-MVP: 1999	

ACQUIRED

Vancouver's 1st choice, 2nd overall, in the 1999 NHL Entry Draft.

PERSONAL

Daniel and his wife Marinette have two daughters, Ronja and Anna and a son, Erik. Spends his summers in his hometown in Sweden. Enjoys playing golf and tennis. Says he would like to play professional soccer if he were not a hockey player.

CAREER HIGHLIGHTS

2014.15: Collected 76 points (20-56-76) in 82 games. Ranked 1-8th in League scoring, and 1-3rd in assists. Finished the season as the second highest scorer in franchise history. Recorded points in three or more consecutive games on seven different occasions this season. Established a four game goal/scoring streak (4-4-8, Apr. 4-11). Collected 8 points (2-6-8) in five consecutive games, Mar. 17-24. Established a six game scoring streak (1-7-8), Feb. 16-26. Moved into sole possession for second most goals in franchise history, Feb. 11 at CHI. Moved into sole possession for most PPG in franchise history (115), Feb. 7 vs PIT. Recorded a three-game scoring streak (3-1-4), Feb. 7-11. Notched a season-high 10 shots, Feb. 1 vs MIN. Established a three-game assist streak (0-5-5), Dec. 30-Jan. 3. Tied Markus Naslund for most PPG in franchise history (114), Dec. 2 at WSH. Played in his 1000th career game, Nov. 23 vs CHI. Led all forwards and skated to a season-high 23:13 TOI, Nov. 11 vs OTT. Was 1-7-8 with assists and points in five consecutive games, Oct. 8-Oct. 21. Surpassed the 500 career assists mark after recording three assists, Oct. 11 vs EDM. Had a five-game point streak from Oct. 8-21. In six WCQ playoff games, tied for the team lead in points (4) and goals (2). Notched at least a point in three consecutive games, Apr. 21-25 vs CGY. **2013.14:** Finished second on the Canucks in scoring, recording 47 points (16-31-47) in 73 games played. Ranked tied for first in power play points (18), second in power play goals (5) and tied for second in game-winning goals (4). Currently ranks second in all-time franchise scoring with 805 points (307-498-805) in 979 career games with Vancouver. Ranks second in all-time power play goals scored for Vancouver (111) and is first in game-winning goals (67). Scored twice, with a game high eight shots, Apr. 13 vs CGY. Reached his 800th career point with an assist, Mar. 22 at COL. Missed nine games due to injury. Had a five-game scoring streak, collecting eight points (3-5-8), Nov. 27-Nov. 30. Scored his 300th career goal and added an assist, Nov. 28 at OTT. Collected a season high three points (1-2-3), finishing +3, Nov. 22 vs CBJ. Recorded a season high 10 shots on net, Nov. 17 vs DAL. Collected nine points (5-4-9) during a seven-game scoring streak, including two game-winning goals, Oct. 22-Nov. 5. Started the season on a four-game scoring streak, collecting six points (2-4-6), Oct. 3-Oct. 8. Notched a power play goal and added an assist, Oct. 5 vs EDM. **2012.13:** Finished second on the Canucks in scoring with 40 points (12-28-40) in 47 games. Finished the season ranked second in points (291-467-758), first in game-winning goals (63), second in power play goals (106) and third in games played (906) in franchise history. Passed Markus Naslund (346-410-756) to become the Canucks second highest scorer all-time, Apr. 22 vs CHI. Became the 19th Swedish born NHL player to reach 900 NHL games played, Apr. 13 at COL. Collected a season-high three assists as he passed Stan Smyl (896 GP) on the franchise's all-time games played list, dressing in his 897th game with Vancouver, Apr. 6 vs CGY. Recorded three points (1-2-3) to move into third place on the all-time scoring list with his 734th point with Vancouver, passing Trevor Linden (733), Feb. 19 at CHI. **2011.12:** Ranked tied for 26th in the League for most points and tied for 18th for most power play points (10-15-25). Finished the season ranked second for power play goals (103), first for game-winning goals (60) and first for overtime goals (10). Collected 30 or more goals for the fourth time in his career. Recorded his 10th career overtime goal to set a franchise record for the most overtime goals, Jan. 31 vs CHI. Recorded his 100th power play goal, tying a franchise record for most career overtime goals (9) and notching his 700th career point, becoming only the 10th Swedish born NHL player to reach this mark, Jan. 12 at STL. Moved into third place in franchise goal-scoring with his 263rd, surpassing Stan Smyl, Dec. 26 vs EDM. Notched his 98th career power play goal, moving into third place in Canucks history, surpassing Trevor Linden, Dec. 1 vs NSH. Moved into fourth place on the Canucks all-time franchise scoring list, Nov. 16 vs CHI. Moved into second place in franchise history for most assists (416), surpassing Trevor Linden, Nov. 10 at LA. **2010.11:** Led the NHL in scoring, recording 104 points (41-63-104) in 82 games played. Won the Art Ross one season following brother Henrik, becoming the first brothers to win the trophy in consecutive seasons. Set career highs for goals (41), assists (63) and points (104). Ranked tied for fourth in goals (41), third in assists (63), first in power play goals (18) and third for game-winning goals (10) in the NHL. Holds the franchise record for game-winning goals (54). Established the franchise record for most career GWGs, surpassing Markus Naslund's 49, Feb. 4 vs CHI. Named to the 2011 NHL All-Star game. With two points registered, moved into 5th spot as the franchise's highest scorer, Oct. 13 at ANA. Began the season with a nine-game scoring streak (7-5-12), Oct. 9-26. Named as an Alternate Captain prior to the start of the season. Led the League in power play goals during the postseason (5). Ranked fourth on the League for goals (9) and points (20) in 25 playoff games played. Finished the playoffs ranked fourth all-time on the Canucks in playoff scoring (23-29-62) and second all-time in power play goals (10). **2009.10:** Finished the season second in team scoring and 11th in the League. Scored eight game-winners, tied for second most in the League this season. Moved to sixth in all-time franchise scoring (208-339-547). Notched 20+ goals for the fifth consecutive season and sixth time in his career. Established the seventh longest scoring streak this season (3-14-17 in 11 GP). Notched seventh career OT goal and sits second place for most career OT goals in franchise history, Jan. 20 at EDM. Recorded 11 points (2-9-11) in five consecutive games, Jan. 16-25. Missed 18 games due to a foot injury, Oct. 11-Nov. 20.

2014.15 GAME BY GAME

Oct. 8	@ CGY	0-1	1/1	18:11
Oct. 11	vs EDM	0-3	6/0	22:49
Oct. 17	@ EDM	1-1	1/2	17:51
Oct. 18	vs TB	0-1	2/-2	20:19
Oct. 21	@ DAL	0-1	4/1	20:40
Oct. 23	@ STL	0-0	2/0	14:03
Oct. 24	@ COL	1-1	6/1	17:50
Oct. 26	vs WSH	0-1	2/0	20:36
Oct. 28	vs CAR	0-0	2/-1	17:40
Oct. 30	vs MTL	1-(GW)	3/-1	19:22
Nov. 1	@ EDM	0-0	1/0	19:54
Nov. 2	vs NSH	0-0	4/0	20:10
Nov. 4	@ COL	0-1	4/1	19:50
Nov. 6	@ SJ	0-1	1/1	19:23
Nov. 8	@ LA	0-0	2/-2	16:59
Nov. 9	@ ANA	0-0	3/0	22:03
Nov. 11	vs OTT	1-(W)	6/1	23:13
Nov. 14	vs ARI	0-0	3/0	17:06
Nov. 19	@ EDM	0-3	2/-1	18:14
Nov. 20	vs ANA	0-1	2/1	19:40
Nov. 23	vs CHI	0-0	2/1	18:36
Nov. 25	vs NJ	0-0	0/0	20:28
Nov. 28	@ CBJ	0-1	1/1	17:20
Nov. 30	@ DET	0-0	4/-1	19:39
Dec. 2	@ WSH	2-(W)	2/-1	19:23
Dec. 4	@ PIT	0-0	1/0	17:48
Dec. 6	@ TOR	1-0	2/0	19:19
Dec. 7	@ OTT	0-1	0/2	18:01
Dec. 9	@ MTL	0-0	1/-1	18:13
Dec. 13	vs NYR	0-0	4/-2	19:04
Dec. 17	vs DAL	0-0	3/-1	18:38
Dec. 20	vs CGY	0-2	1/1	19:24
Dec. 22	vs ARI	1-1	6/1	18:53
Dec. 28	@ ANA	0-0	0/0	15:47
Dec. 30	@ SJ	0-1	0/1	18:53
Jan. 1	vs LA	0-1	3/-3	18:33
Jan. 3	vs DET	0-3	2/-1	18:32
Jan. 6	vs NYI	0-0	1/0	19:09
Jan. 8	vs FLA	1-0	1/-1	21:54
Jan. 10	vs CGY	0-0	3/0	18:36
Jan. 13	@ NSH	0-0	1/0	17:59
Jan. 15	@ PHI	0-0	1/0	16:28
Jan. 16	@ CAR	0-0	0/0	15:29
Jan. 19	@ FLA	0-1	1/0	17:08
Jan. 20	@ TB	0-0	4/-4	18:45
Jan. 27	vs ANA	0-0	3/0	19:04
Jan. 30	vs BUF	0-1	2/1	16:45
Feb. 1	vs MIN	1-0	10/0	19:26
Feb. 3	vs WPG	0-1	4/0	17:31
Feb. 5	vs SJ	0-0	5/-2	12:39
Feb. 7	vs PIT	1-0	6/0	15:57
Feb. 9	@ MIN	0-1	3/1	18:38
Feb. 11	@ CHI	2-(W)	3/2	16:02
Feb. 13	vs BOS	0-0	3/-1	19:04
Feb. 14	@ CGY	0-0	3/0	21:13
Feb. 16	vs MIN	0-1	3/1	16:47
Feb. 19	@ NYR	0-2	2/0	18:52
Feb. 20	@ NJ	0-2	1/1	18:41
Feb. 22	@ NYI	0-1	4/0	21:23
Feb. 24	@ BOS	0-1	2/1	16:14
Feb. 26	@ BUF	1-0	4/-1	16:55
Mar. 1	vs STL	0-0	0/1	20:20
Mar. 3	vs SJ	0-2	2/-2	18:42
Mar. 5	@ ARI	0-0	0/1	20:25
Mar. 7	@ SJ	0-2	5/-1	19:56
Mar. 9	vs ANA	0-0	2/1	16:25
Mar. 12	vs LA	0-0	5/-2	16:21
Mar. 14	vs TOR	0-0	5/0	16:16
Mar. 17	vs PHI	0-2	4/0	16:07
Mar. 19	vs CBJ	1-0	5/-1	14:49
Mar. 21	@ LA	1-0	8/-1	18:13
Mar. 22	@ ARI	0-2	4/2	18:27
Mar. 24	vs WPG	0-2	4/1	18:37
Mar. 26	vs COL	0-0	2/0	16:04
Mar. 28	vs DAL	0-1	3/-2	17:26
Mar. 30	@ STL	0-1	0/1	16:26
Mar. 31	@ NSH	0-0	1/-1	16:00
Apr. 2	@ CHI	0-0	2/-1	18:52
Apr. 4	@ WPG	1-2	2/2	19:14
Apr. 6	vs LA	1-0	4/1	21:10
Apr. 9	vs ARI	0-0	2/1	19:27
Apr. 11	@ MTL	1-1	3/0	18:11

2008.09: Shared the team scoring lead with 82 points (31-51-82)...Finished the season with 36 career GWGs, ranking second highest all-time in franchise history...Moved into 10th place in franchise history for most goals scored (172), Feb. 15...Scored his 20th goal of the season, recording 20+ goals for the fourth consecutive season, Jan. 9 vs STL **2007.08:** Finished second in team scoring with 74 points (29-45-74)...Had 380 career points as a Canuck at the season's end placing him 11th in all-time franchise scoring. **2006.07:** Led the team in regular season scoring with 84 points (36-48-84)...Scored over 30 goals for the first time in his career...Scored the OT game-winner, tying an NHL record with his fourth of the season, had one assist, seven shots and was named third star, Mar. 15 vs STL...Set a new NHL record for most OT power play goals with his third of the season, Mar. 15 vs STL...Set new career high, recording a hat trick, finishing the game with five points (3-2-5), Feb. 6 at EDM. **2005.06:** Set career highs in goals (22), assists (49), points (71) and time on ice with 16:39 per game in 82 GP...Set a new career high in goals scored after notching his 21st of the season, Mar. 29 vs MIN. **2003.04:** Collected a career high 54 points (18-36-54)...Scored his first career hat trick on a four-goal night, named first star and finished with a +4, Feb. 24 vs DET. **2002.03:** Scored his 12th goal, extending a point streak to four games (2-2-4), and was named third star, Mar. 23 vs WSH...Recorded his second consecutive game-winner and was named the game's first star, Nov. 29 at TB...Scored his first goal of the season, giving him four points in three games, Oct. 16 vs BOS. **2001.02:** Collected 32 points (9-23-32) in 79 games. **2000.01:** His 20 goals ranked tied for second among NHL rookies...Finished among the leaders in NHL rookie scoring with 34 points (20-14-34)...Was the first NHL rookie in 2000.01 to reach 20 goals.

INTERNATIONAL

Olympic Games: 2014 (silver), 2010, 2006 (gold)

World Championships: 2013 (gold), 2005, 2001 (bronze), 2000, 1999 (bronze)

World Cup: 2004

World Junior Championships: 2000, 1999, 1998

World U18 Championships: 1998 (gold), 1997 (silver)

NHL MILESTONES

100th NHL Game: Nov. 23/01 at BOS

500th NHL Game: Nov. 23/07 at STL

1,000th NHL Game: Nov. 23/14 vs CHI

100th NHL Point: Oct. 18/03 at MIN

500th NHL Point: Jan. 16/10 vs PIT


800th NHL Point: Mar. 27/14 at COL

100th NHL Goal: Jan. 13/07 at TOR

300th NHL Goal: Nov. 28/13 at OTT

100th NHL Assist: Nov. 22/05 vs CHI

400th NHL Assist: Apr. 7/11 vs MIN

A full-page photograph of Daniel Sedin, a professional ice hockey player, celebrating on the ice. He is wearing a blue Vancouver Canucks jersey with green and white accents, a blue Reebok helmet, and has his arms raised in the air. The background is a blurred crowd of spectators in a stadium.

#22 DANIEL SEDIN

(DAN-yehl suh-DEE-in)

#33 HENRIK SEDIN

(HEHN-rihk suh-DEEN)

CAREER STATS

MOST GOALS IN A GAME 3

NOV. 14/09 at COL

MOST ASSISTS IN A GAME 4

THREE TIMES—LATEST FEB. 18/12 vs TOR

MOST POINTS IN A GAME 4

EIGHT TIMES—LATEST FEB. 18/12 vs TOR: 0-4-4

HAT TRICKS 1

NOV. 14/09 at COL

GAME-WINNING GOALS 34

LATEST NOV. 22/13 vs CBJ

POWER PLAY GOALS 55

LATEST APR. 4/15 at WPG

SHORTHANDED GOALS 6

LATEST APR. 6/13 vs CGY

OVERTIME POINTS 4-20-24

SHOOTOUT RECORD 0/5

0 GDG

PENALTY SHOT RECORD 2/3

LATEST MAR. 14/13 vs NSH, goal (Mason)

REGULAR SEASON

PLAYOFFS

H. SEDIN vs NHL

SEASON	CLUB	LEA	GP	G	A	PTS	PIM	GP	G	A	PTS	PIM
1997-98	MoDo	SWE	39	1	4	5	8	7	0	0	0	0
1998-99	MoDo	SWE	49	12	22	34	32	13	2	8	10	6
1999-00	MoDo	SWE	50	9	38	47	22	13	5	9	14	2
2000-01	Vancouver	NHL	82	9	20	29	38	4	0	4	4	0
2001-02	Vancouver	NHL	82	16	20	36	36	6	3	0	3	0
2002-03	Vancouver	NHL	78	8	31	39	38	14	3	2	5	8
2003-04	Vancouver	NHL	76	11	31	42	32	7	2	2	4	2
2004-05	MoDo	SWE	44	14	22	36	50	6	1	3	4	6
2005-06	Vancouver	NHL	82	18	57	75	56	—	—	—	—	—
2006-07	Vancouver	NHL	82	10	71	81	66	12	2	2	4	14
2007-08	Vancouver	NHL	82	15	61	76	56	—	—	—	—	—
2008-09	Vancouver	NHL	82	22	60	82	48	10	4	6	10	2
2009-10	Vancouver	NHL	82	29	83	112	48	12	3	11	14	6
2010-11	Vancouver	NHL	82	19	75	94	40	25	3	19	22	16
2011-12	Vancouver	NHL	82	14	67	81	52	5	2	3	5	4
2012-13	Vancouver	NHL	48	11	34	45	24	4	0	3	3	4
2013-14	Vancouver	NHL	70	11	39	50	42	—	—	—	—	—
2014-15	Vancouver	NHL	82	18	55	73	22	6	1	3	4	2
VANCOUVER/NHL TOTALS			1,092	211	704	915	598	105	23	55	78	58

TEAM	GP	G	A	PTS	PIM
Anaheim	56	7	33	40	18
Arizona	56	11	33	44	28
Boston	16	2	6	8	8
Buffalo	16	2	10	12	6
Calgary	82	13	60	73	56
Carolina	14	0	12	12	6
Chicago	50	13	34	47	26
Colorado	78	21	43	64	36
Columbus	50	13	30	43	16
Dallas	51	10	33	43	30
Detroit	51	10	36	46	28
Edmonton	82	17	63	80	40
Florida	15	2	13	15	12
Los Angeles	57	7	31	38	48
Minnesota	77	12	50	62	40
Montreal	22	7	11	18	4
Nashville	50	8	37	45	58
New Jersey	15	2	12	14	8
NY Islanders	15	5	10	15	12
NY Rangers	13	3	5	8	4
Ottawa	19	4	16	20	10
Philadelphia	15	3	17	20	6
Pittsburgh	15	3	11	14	10
St. Louis	53	9	31	40	20
San Jose	56	13	26	39	32
Tampa Bay	14	2	7	9	14
Toronto	23	4	17	21	10
Washington	15	2	9	11	6
Winnipeg	16	6	8	14	6

Totals 1,092 211 704 915 598

NHL FIRSTS

First Game: Oct. 5/00 at PHI
First Goal: Oct. 16/00 vs TOR
First Assist: Oct. 6/00 at FLA

STREAKS

Goals: 4 games Mar. 26-Apr. 2/02: 4 goals
Assists: 7 games Twice (latest Dec. 29/09-Jan. 11/10: 12 assists)
Points: 12 games Oct. 12/13-Nov. 5/13: 3-11-14

HONOURS

Cyclone Taylor Trophy: 2013, 2012, 2010
 NHL All-Star Game: 2012, 2011
 Hart Memorial Trophy: 2010
 Sporting News Player of the Year: 2010
 Swedish Elite League Co-MVP: 1999

Cyrus H. McLean Trophy: 2014, 2012, 2009, 2008
 NHL First Team All-Star: 2011, 2010
 Art Ross Trophy: 2010
 Molson Cup: 2010

ACQUIRED

Vancouver's second choice, third overall, in the 1999 NHL Entry Draft.

PERSONAL

Henrik, his wife Johanna and sons Valter and Harry live in Vancouver during the season...Spends his summers in his native Sweden, where he enjoys boating and golfing...Likes to play cards and backgammon when on the road...Hawaii is one of his favourite vacation destinations...Enjoys playing soccer during the off-season.

CAREER HIGHLIGHTS

2014.15: Collected 73 points (18-55-73) in 82 games...Ranked t-10th in League scoring and fifth in assists...Ranked third in the League in shooting percentage (17.8%)...Finished the season as the Canucks leading scorer in franchise history (211-704-915)...Recorded points in three or more consecutive games on 10 different occasions this season...Collected his 700th career assist and 51st of the season, marking the eighth time in his career that he has recorded 50 or more assists in a season, Apr. 6 vs LA...Established a three game scoring/assist streak (1-4-5), Apr. 4-9...Collected five points (2-3-5) in three straight games, Mar. 22-26...Registered his 900th career point, Mar. 3 vs SJ...Named NHL's Second Star for the week ending Feb. 22...Notched a season-high 6 and tied a season-high with 2 goals, Feb. 19 at NYR...Posted an eight-game scoring streak (6-7-13), Feb. 16-Mar. 3...Established a three game assist streak (0-4-4), Feb. 7-11...Registered four assists in three consecutive games, Jan. 30-Feb. 3...Led all forwards and skated to a season-high 23:25 TOI, Jan. 8 vs FLA...Scored his 200th NHL goal, Jan. 3 vs DET...Collected five points (2-3-5) in three straight games, Dec. 30-Jan. 3...Recorded a three-game assist streak (0-4-4), Nov. 19-23...Established a three game scoring streak (1-2-3), Nov. 2-6...Posted a 6-game point streak (2-4-4), Oct. 21-30...Collected five points (2-3-5) in three straight games to open the season, Oct. 8-17...In six WCQ playoff games, tied for the team lead in points (4) and assists (3)...Notched at least a point in three consecutive games, Apr. 21-25 vs CGY. **2013.14:** Played in 70 games this season, leading the team in scoring with 50 points (11-39-50)...Tied for first on the team for power play points (18), ranked second in faceoffs won (574) and tied for first in road scoring (2-23-25)...Awarded the Cyrus H. McLean Award as the team's leading scorer...Finished the season ranking first in franchise history in scoring (193-649-842), first in assists and second in games played (1010)...Recorded two assists and won 16 faceoffs, Mar. 16 at FLA...Played his 1000th career game, becoming the only Vancouver Canuck in franchise history to play all 1000 games in a Canucks uniform, Mar. 12 at WPG...Ended his franchise record-setting iron man streak after playing his 679th consecutive game, Jan. 18 vs CGY...Collected three assists, including two on the power play, Jan. 5 vs ANA...Collected two goals, notching his first game-winning goal of the season, Nov. 22 vs CBJ...Had a career best 12-game scoring streak, recording 14 points (3-11-14), Oct. 12-Nov. 5...Recorded his 800th career point, collecting two assists and finishing 12-5 (77%) in the faceoff circle, Oct. 15 at PHI...Started the season on a five-game scoring streak, compiling six points (0-6-6), Oct. 3-Oct. 8. **2012.13:** Appeared in 48 games, collecting 45 points (11-34-45)...Ranked first on the Canucks in scoring and 20th in the NHL...Entered the postseason having played 629 consecutive games, holding the seventh longest ironman streak in League history...Ranks first in Canucks history for points (792) and assists (610), ranks second for games played (940) and tied for first for game-winning goals (33)...Became the 76th player in NHL history to reach 600 assists, Apr. 6 vs CGY...Moved into first in franchise scoring recording his 757th point and passing Markus Naslund (346-410-756), Feb. 15 vs DAL...Became the 18th Swedish born NHL player to play 900 NHL games, reaching the milestone Feb. 1 vs CHI...Moved into second in franchise history for most games played (897), passing Stan Smyl (896 GP), Jan. 27 at SJ. **2011.12:** Ranked tied for seventh in League scoring, first in assists and ninth for most power play points (8-19-27)...Finished the season having played in 581 consecutive games, holding the seventh longest ironman streak in League history...Moved into second in franchise history for most points (734), surpassing Trevor Linden, Mar. 14 vs PHX...Appeared in his 535th consecutive game, surpassing Brendan Morrison for the franchise's longest ironman streak, Dec. 26 vs EDM...Collected his 700th career point, becoming just the ninth Swedish born player and fourth youngest to reach that mark, Dec. 15 at CAR...Moved into third place in club history for most points, Oct. 20 vs NSH...Led the Canucks in playoff scoring with five points (2-3-5) in five games. **2010.11:** Finished fourth in the League in scoring this season, recording 94 points (19-75-94) in 82 games played...Led the League in assists (75)...Ranked fifth in the League in power play scoring (8-27-35)...Is the League's second longest active ironman, having played 498 consecutive games...Moved into fourth place for all-time scoring in franchise history with 666 points (157-509-666) and games played (810)...Appeared in his 800th career game, Mar. 16 vs COL...Named to the 2011 NHL All-Star Game and collected two assists in the game...Recorded his 600th career point, Dec. 1 at CGY...Started the season on a six-game scoring streak (0-9-9), Oct. 9-19...Named as the Canucks 13th captain in franchise history prior to the season...Ranked second in the League in scoring during the postseason with 22 points (3-19-22) in 25 games played...Led the League in assists during the playoffs with 19...Established a career high 22 points (3-19-22) in 25 playoff games and finished the playoffs tied for second all-time in franchise history with 66 points (34-32-66).

2014.15 GAME BY GAME

Oct. 8	@ CGY	1-1	1/2	19:42
Oct. 11	vs EDM	1-1	3/0	22:44
Oct. 17	@ EDM	0-2	3/2	17:38
Oct. 18	vs TB	0-0	1/2	19:54
Oct. 21	@ DAL	0-1	1/1	20:03
Oct. 23	@ STL	0-1	1/0	14:40
Oct. 24	@ COL	1-0	1/1	18:01
Oct. 26	vs WSH	1-0	3/0	21:24
Oct. 28	vs CAR	0-1	1/1	17:53
Oct. 30	vs MTL	0-1	0/-1	19:09
Nov. 1	@ EDM	0-0	2/0	20:43
Nov. 2	vs NSH	0-1	0/0	19:43
Nov. 4	@ COL	1-0	1/1	21:05
Nov. 6	@ SJ	0-1	0/1	20:30
Nov. 8	@ LA	0-0	0/-2	17:20
Nov. 9	@ ANA	0-0	1/0	21:28
Nov. 11	vs OTT	0-2	2/1	20:26
Nov. 14	vs ARI	0-0	1/0	18:39
Nov. 19	@ EDM	0-2	0/1	17:22
Nov. 20	vs ANA	0-1	2/1	19:56
Nov. 23	vs CHI	0-1	1/2	16:48
Nov. 25	vs NJ	0-0	1/0	20:36
Nov. 28	@ CBJ	1-0	1/1	17:26
Nov. 30	@ DET	0-0	1/2	18:25
Dec. 2	@ WSH	0-1	0/1	18:00
Dec. 4	@ PIT	0-0	1/0	18:16
Dec. 6	@ TOR	0-1	2/0	18:54
Dec. 7	@ OTT	0-1	0/2	19:21
Dec. 9	@ MTL	0-0	0/-1	17:13
Dec. 13	vs NYR	0-0	1/-2	19:01
Dec. 17	vs DAL	0-0	2/-1	19:02
Dec. 20	vs CGY	0-1	0/1	18:57
Dec. 22	vs ARI	0-2	1/2	18:11
Dec. 28	@ ANA	0-0	1/0	16:11
Dec. 30	@ SJ	0-1	0/1	19:25
Jan. 1	vs LA	0-1	0/0	19:30
Jan. 3	vs DET	2-1	3/1	18:58
Jan. 6	vs NYI	0-0	1/0	19:20
Jan. 8	vs FLA	1-1	2/0	23:25
Jan. 10	vs CGY	0-0	1/0	19:41
Jan. 13	@ NSH	0-0	0/1	16:37
Jan. 15	@ PHI	1-1	1/0	15:58
Jan. 16	@ CAR	0-0	0/0	17:12
Jan. 19	@ FLA	0-1	2/0	16:43
Jan. 20	@ TB	0-0	2/-1	18:39
Jan. 27	vs ANA	0-0	1/0	16:59
Jan. 30	vs BUF	0-2	1/1	16:59
Feb. 1	vs MIN	0-1	1/0	19:50
Feb. 3	vs WPG	0-1	0/0	18:34
Feb. 5	vs SJ	0-0	0/-3	14:14
Feb. 7	vs PIT	0-1	1/0	16:11
Feb. 9	@ MIN	0-1	1/1	18:30
Feb. 11	@ CHI	0-2	2/2	17:47
Feb. 13	vs BOS	0-0	1/0	17:08
Feb. 14	@ CGY	0-0	1/0	18:35
Feb. 16	vs MIN	1-1	2/2	19:12
Feb. 19	@ NYR	2-0	6/0	19:42
Feb. 20	@ NJ	0-2	2/1	18:40
Feb. 22	@ NYI	0-2	0/0	20:27
Feb. 24	@ BOS	0-1	1/1	16:58
Feb. 26	@ BUF	0-1	0/-1	16:51
Mar. 1	vs STL	1-0	4/0	21:34
Mar. 3	vs SJ	2-0	4/-3	20:43
Mar. 5	@ ARI	0-0	0/2	21:01
Mar. 7	@ SJ	0-1	0/-1	19:53
Mar. 9	vs ANA	0-0	0/1	17:28
Mar. 12	@ CHI	0-0	1/-3	16:42
Mar. 14	vs TOR	0-0	2/0	15:26
Mar. 17	vs PHI	0-0	2/2	16:08
Mar. 19	vs CBJ	0-1	4/-1	17:41
Mar. 21	@ LA	0-0	3/1	18:14
Mar. 22	@ ARI	1-0	3/1	18:56
Mar. 24	vs WPG	1-2	1/2	18:34
Mar. 26	vs COL	0-1	0/0	17:24
Mar. 28	vs DAL	0-0	0/-2	17:40
Mar. 30	@ STL	0-0	2/1	17:16
Mar. 31	@ NSH	0-0	3/1	18:28
Apr. 2	@ CHI	0-0	1/-1	18:16
Apr. 4	@ WPG	1-1	2/2	20:42
Apr. 6	vs LA	0-1	1/1	20:26
Apr. 9	vs ARI	0-2	0/1	13:55
Apr. 11	vs EDM	0-2	0/-1	17:38

2009.10: Led the NHL in scoring, recording a career high 112 points (29-83-112) to win the Art Ross Trophy...Awarded the Hart Memorial Trophy as League MVP...Led the NHL with 83 assists and set new franchise record...Set new franchise single season points record improving on Pavel Bure's 110 point season (1992-93)...Moved into first place in club history for most career assists (434)...Was the second longest active ironman, having played in 416 consecutive games...Set new record with franchise-leading 416th career assist, Mar. 14 vs CGY...Surpassed Thomas Gradin to become highest scoring centre and fourth leading scorer in club history with an assist, his 551st career point, Mar. 13 vs OTT...Established a career high in points (83) after registering three assists, Mar. 3 at DET...Set new single season career goal high with his 23rd, Jan. 23 vs CHI. **2008.09:** Recorded 60 assists, placing eighth in the League...Shared the scoring lead on the Canucks with 82 points (22-60-82) and ranked tied for 14th in the League for most points...Finished the season as the third longest active ironman, having played in 335 consecutive games...Set the franchise record for most points in a single month with 19 (7-12-19) in March, surpassing the record of 16 held by four players...Played in his 300th consecutive game and moved into ninth place in franchise history for games played (611), Jan. 18 vs CBJ. **2007.08:** Led the team in scoring with 76 points...Ranked fourth in NHL assists (61), and tied for 11th in power play assists (25)...Tallied his fourth consecutive goal in as many games, Jan. 3 vs NYR. **2006.07:** Set career highs in points (81), assists (71 - franchise record) and PIMs (66)...Ranked fourth in the League in assists (71) and tied for fifth for power play assists (34)...Netted one power play goal and one assist in Game 7 of Western Conference Quarter-Final, Apr. 23 vs DAL...Scored the quadruple OT game-winning goal and had an assist, Apr. 11 vs DAL...Earned his 71st assist of the season on the OT game-winner, Apr. 7 at SJ...Registered three assists, his 63rd of the season, to surpass Andre Boudrias' (62) franchise record for most assists in a single season, Mar. 25 vs COL...Recorded his 58th assist setting a new career high, Mar. 17 vs DET. **2005.06:** Set career highs in goals (18), assists (57), points (75), and time on ice with an average of 16:54 per game...Led the team in assists and plus/minus with a +11 and was second in team scoring...Accumulated four points, setting a career high for most points in a game, and was named second star, Jan. 31 at PHX...Had a seven game point streak (3-5-8), Oct. 16-29. **2003.04:** Played 76 games, finishing with a career high 42 points (11-31-42) and 32 penalty minutes...Recorded his 30th assist and 39th point (tying career high for points) of the season, Feb. 28 vs STL. **2002.03:** Finished the season with new career highs in assists and points (8-31-39), playing in 78 games. **2001.02:** Scored the OT winning goal in Game 1 of the Canucks vs DET first round playoff series...Set new career highs for goals (16) and points (36). **2000.01:** Finished tied for 12th among all rookies with 29 points (9-20-29)...Ranked fourth among NHL rookies with 450 face-offs won.

INTERNATIONAL

Olympics: 2010, 2006 (gold)

World Championships: 2013 (gold), 2005, 2001 (bronze), 2000, 1999 (bronze)

World U18 Championships: 1998 (gold), 1997 (silver)

World Cup: 2004

World Junior Championships: 2000, 1999, 1998

NHL MILESTONES

100th NHL Game: Nov. 9/01 at CHI

500th NHL Game: Nov. 16/07 vs MIN

1000th NHL Game: Mar. 12/14 at WPG

100th NHL Point: Mar. 25/03 vs DAL

500th NHL Point: Dec. 12/09 vs MIN

900th NHL Point: Mar. 3/15 vs SJ

100th NHL Goal: Mar. 13/09 vs LA

200th NHL Goal: Jan. 3/15 vs DET

100th NHL Assist: Feb. 24/04 vs DET

500th NHL Assist: Mar. 12/11 at CGY

700th NHL Assist: Apr. 6/15 vs LA

#33 HENRIK SEDIN

(HEHN-rihk suh-DEEN)



#21

BRANDON
SUTTER

(BRAN-duhn SUH-tuhr)

CAREER STATS

MOST GOALS IN A GAME 2

SEVEN TIMES—LATEST APR. 11/15 at BUF

MOST ASSISTS IN A GAME 2

FIVE TIMES—LATEST NOV. 6/14 at WPG

MOST POINTS IN A GAME 3

TWICE—LATEST NOV. 6/14 at WPG: 1-2-3

HAT TRICKS 0**GAME-WINNING GOALS** 16

16—LATEST APR. 11/15 at BUF

POWER PLAY GOALS 16


16—LATEST APR. 9/15 at PHI

SHORTHANDED GOALS 10

TEN TIMES—LATEST MAR. 12/15 vs EDM

OVERTIME POINTS 2-3-5**SHOOTOUT RECORD** 3/8

3 GDG

PENALTY SHOT RECORD 0/0

REGULAR SEASON

PLAYOFFS

SUTTER vs NHL

SEASON	CLUB	LEA	GP	G	A	PTS	PIM	GP	G	A	PTS	PIM
2004.05	Red Deer	WHL	7	0	2	2	8	7	1	4	5	2
2005.06	Red Deer	WHL	68	22	24	46	36	—	—	—	—	—
2006.07	Red Deer	WHL	71	20	37	57	54	7	0	3	3	14
2007.08	Red Deer	WHL	59	26	23	49	38	—	—	—	—	—
	Albany	AHL	7	1	1	2	2	7	0	2	2	4
2008.09	Carolina	NHL	50	1	5	6	16	—	—	—	—	—
	Albany	AHL	22	4	8	12	6	—	—	—	—	—
2009.10	Carolina	NHL	72	21	19	40	2	—	—	—	—	—
	Albany	AHL	7	1	3	4	2	—	—	—	—	—
2010.11	Carolina	NHL	82	14	15	29	25	—	—	—	—	—
2011.12	Carolina	NHL	82	17	15	32	21	—	—	—	—	—
2012.13	Pittsburgh	NHL	48	11	8	19	4	15	2	1	3	0
2013.14	Pittsburgh	NHL	81	13	13	26	12	13	5	2	7	2
2014.15	Pittsburgh	NHL	80	21	12	33	14	5	1	1	2	2
NHL Totals			495	98	87	185	94	33	8	4	12	4

NHL FIRSTS

First Game: Oct. 10/08 vs FLA**First Goal:** Oct. 23/08 at PIT**First Point:** Oct. 10/08 vs FLA

STREAKS

Goals: 3 games Three times (latest Dec. 16-19/13: 3 goals)**Assists:** 6 games (Apr. 23-Oct. 8/13: 6 assists)**Points:** 6 games Twice (latest Apr. 23-Oct. 8/13: 0-6-6)

HONOURS

CHL Top Prospects Game: 2007

NHL MILESTONES

100th NHL Game: Feb. 9/10 vs FLA

100th NHL Game: Mar. 15/14 at PHI

100th NHL Point: Mar. 6/12 at WSH

TEAM	GP	G	A	PTS	PIM
Anaheim	10	3	2	5	8
Arizona	8	1	1	2	5
Boston	24	5	6	11	2
Buffalo	23	7	6	13	4
Calgary	7	1	1	2	0
Carolina	11	2	2	4	2
Chicago	7	2	1	3	4
Colorado	7	3	0	3	2
Columbus	13	2	2	4	0
Dallas	9	1	0	1	0
Detroit	10	0	2	2	2
Edmonton	7	2	3	5	4
Florida	30	0	3	3	7
Los Angeles	8	0	0	0	2
Minnesota	10	7	2	9	7
Montreal	24	10	3	13	4
Nashville	10	1	2	3	6
New Jersey	25	5	7	12	2
NY Islanders	26	9	7	16	0
NY Rangers	27	2	6	8	2
Ottawa	21	3	4	7	2
Philadelphia	28	4	3	7	6
Pittsburgh	14	2	1	3	0
St. Louis	9	3	1	4	0
San Jose	8	1	1	2	0
Tampa Bay	28	2	4	6	9
Toronto	23	8	4	12	6
Vancouver	8	0	1	1	0
Washington	31	3	6	9	6
Winnipeg	29	9	6	15	2

Totals 495 98 87 185 94

ACQUIRED

From Pittsburgh with a third round selection in the 2016 NHL Entry Draft in exchange for Nick Bonino, Adam Clendening, and a second round pick in the 2016 NHL Entry Draft on July 28, 2015.

PERSONAL

Was born in Huntington, NY while his father played for the NY Islanders...Began skating at the age of 5 in Downers Grove, IL while his dad was a member of the Chicago Blackhawks...Is 1 of 11 members of the Sutter family drafted into the NHL...Spends his summers in Sylvan Lake, AB...His first job was working on the family farm...He enjoys playing golf and watching football.

CAREER HIGHLIGHTS

2014.15: Recording 33 points (21-12-3) and 14 penalty minutes in 80 games...His 23 goals on the year tied a single season career-high and was the sixth consecutive season he has recorded 10 or more goals...Finished with a team-leading 50.6 percent faceoff efficiency and tied for second in the League with four shorthanded goals...Tied a career-high with two goals, Apr. 11 at BUF and on Mar. 15 vs EDM...Skated in a season-high 24:35 TOI, Dec. 13 at CBJ...Tied a career-high with 3 points (1-2-3)...Nov. 6 at WPG...Tied a career-high with two assists, Oct. 28 vs NY...Appeared in five Stanley Cup playoff games, collecting one goal and one assist (1-1-2)...**2013.14:** Collected 26 points (13-13-2) and 12 penalty minutes in 81 games played...Tied a career-high with two goals, Apr. 6 at COL...Collected a goal and an assist, Feb. 27 vs MTL...Established a three game goal streak from Dec. 16-19 (3 goals)...Notched his first multipoint game of the year, Nov. 15 vs NSH (1-1-2)...Established new career highs in points (7), goals (5) and assists (2) during the 2014 Stanley Cup playoffs...Scored the game-winner in the third period of Game 1 in the first round against CBJ...**2012.13:** Played in his first season with Pittsburgh collecting five game-winning goals which was tied for second most on the team and new career high...Recorded a five-game scoring streak (3-2-5) from Feb. 2-9...Scored two goals (including OT winner) in 3:24-minute span of the third period for come-from-behind win Mar. 12 vs BOS...Scored two goals (including OT winner) Mar. 2 at MTL...Tied career-high with 7 shots Mar. 2 at MTL...Averaged 153 shorthanded minutes per game (4th among forwards)...Played 300th career NHL Feb. 13 vs OTL...Recorded first career playoff goal/point (Game 4) and first career playoff assist (Game 5) vs NYL...Helped Pens' PK surrender just four power-play goals in 52 tries (92.3% kill rate) during postseason...**2011.12:** Ranked tied for fifth on the team in goals (17), and totaled 32 points...Skated in all 82 contests, marking the second consecutive season in which he did not miss a game...Ranked tied for first on the team and tied for fourth in the NHL in shorthanded goals (3)...Was fifth among NHL forwards in blocked shots (85)...Led Hurricanes forwards in shorthanded time on ice (2:20 per game)...Scored his first career NHL shorthanded goal at BUF (Oct. 14)...Had a goal and an assist for first multi-point game of season at STL (Oct. 23)...Had a goal and an assist for his second multi-point game of the season vs. MTL (Nov. 23)...Netted his third shorthanded goal and was named first star vs. NJ (Dec. 26)...Had a goal and an assist vs. NYI (Jan. 3)...Netted his 10th goal of the season vs. BUF (1/6)...Had a goal and an assist and was named second star at BOS (Feb. 2)...Netted a goal and earned an assist at WSH (Mar. 6), which marked his 100th career NHL point...Had a Gordie Howe hat trick with a goal, an assist and his fourth career fighting major at MIN (Mar. 17)...**2010.11:** Set career highs in games played (82), penalty minutes (25) and plus/minus (-13)...Was first among Hurricanes forwards and tied for seventh among NHL forwards in blocked shots (73)...Ranked first among Hurricanes in plus/minus (+13)...Skated in his 200th career NHL game at NYI (4/7)...Had his second multi-goal game of the season and was (+3) in 15:58 of ice time vs. TOR (Jan. 24)...Netted the game-winning goal in overtime vs. COL (Dec. 3)...Had his first multi-assist game of the season with a pair of helpers vs. EDM (Nov. 9)...Earned his first career multi-goal game and was named first star against MIN (Oct. 7) in the first game of the 2010 NHL Premiere in Helsinki...**2009.10:** Established career highs in goals (21), assists (19) and points (40)...Was the first NHL player to record 20-or-more goals in just two penalty minutes since Toronto's Sergei Berezin in 1999-00...Was tied for third on the team with a career-high 21 goals...Was third on the team in shots (168) and tied for fourth in power-play goals (5)...Had 15 points in his final 22 games...Scored his 17th goal of the season at ATL (Mar. 7) to extend his point streak to a career-high six games...Had his first career three-point game with a goal and two assists vs. BUF (Feb. 11)...Played in his 100th career NHL game vs. FLA (Feb. 9)...Netted the first game-winning goal of his NHL career with his 10th goal of the season at WSH (Dec. 28)...Earned his first career NHL multi-point game with a pair of assists and was (+2) vs. NYI (Nov. 13)...Was recalled from Albany 10/24...Had four points (1g, 3a) in seven games for the River Rats prior to his recall...**2008.09:** Completed his first full professional season and his first NHL season with Carolina...Skated in 50 NHL games, totaling one goal and five assists (6 points) with 16 penalty minutes...Finished the season in Albany, notching four goals and eight assists (12 points) in 22 AHL games...Had his first NHL fight when he sparred with Noah Welch vs. FLA (Feb. 18)...Scored his first NHL goal, beating Marc-Andre Fleury at 13:07 of the first period at PIT (Oct. 23)...Made his NHL debut on Opening Night and earned his first NHL/Hurricanes point with an assist on the game-winner vs. FLA (Oct. 10)...**2007.08:** Served as an alternate captain for Red Deer for the second consecutive season...Led the Rebels in goals (26) and points (49), despite playing in just 59 of the Rebels' 72 regular-season games...Played for Team WHL in the CHL Canada/Russia Challenge...Completed his junior career with 154 career points (68-86-154) in 205 games with Red Deer...Signed with the Hurricanes at the conclusion of his junior season and was assigned to Albany...Had one goal and one assist in seven regular-season games with the River Rats...Made his professional debut with Albany at Portland (Mar. 30)...Earned his first point with an assist at Wilkes-Barre/Scranton (Apr. 2)...Netted his first pro goal with a power-play game-winner at Norfolk (Apr. 4)...Earned two assists while playing in all seven of Albany's Calder Cup Playoff games against Philadelphia...**2006.07:** Was tied for third among Red Deer skaters in points with 57 in 71 games played for the Rebels...Selected to play in the 2007 CHL Top Prospects Game in January 2007...**2005.06:** Led all WHL 16-year-olds with 22 goals during his first full season of major junior hockey...Also led Red Deer in goals (22) and ranked third on the team in points (46) in 68 games played...**2004.05:** Skated in seven games for Red Deer of the Western Hockey League (WHL)...Had two assists and eight penalty minutes in seven regular-season games, and notched five points (1-4-5) during Red Deer's seven-game series with Medicine Hat.

INTERNATIONAL

World Junior Championships: 2008 (gold)
World U18 Championships: 2006, 2007

2014.15 GAME BY GAME

Oct. 9	vs ANA	1-0	1/3	18:51
Oct. 11	@ TOR	1-0	3/1	18:50
Oct. 16	vs DAL	0-0	2/0	18:40
Oct. 18	vs NYI	0-0	3/0	19:54
Oct. 22	vs PHI	0-0	3/4	18:49
Oct. 23	@ DET	0-0	2/1	17:22
Oct. 25	@ NSH	0-0	2/0	16:36
Oct. 28	vs NID	0-2	2/1	14:42
Oct. 30	vs LAK	0-0	0/0	19:39
Nov. 1	vs BUF	0-0	1/0	18:07
Nov. 4	@ MIN	1-0 (W)	2/2	16:00
Nov. 6	@ WPG	1-2	5/3	17:56
Nov. 8	@ BUF	0-0	3/0	16:34
Nov. 11	@ NYR	0-0	0/1	15:50
Nov. 14	@ TOR	0-1	0/0	14:53
Nov. 15	vs NYR	0-0	0/0	20:19
Nov. 18	@ MTL	1-0	1/3	16:40
Nov. 21	vs NYI	1-0	3/0	19:58
Nov. 22	@ NYI	0-0	2/1	16:28
Nov. 24	@ BOS	0-0	1/1	16:40
Nov. 26	vs TOR	0-0	1/0	18:02
Nov. 28	vs CAR	0-0	2/0	16:46
Nov. 29	@ CAR	0-0	2/0	19:11
Dec. 2	vs NID	0-0	4/0	20:05
Dec. 4	@ VAN	0-0	3/2	17:36
Dec. 6	vs OTT	0-1	0/0	19:40
Dec. 8	@ NYR	0-1	3/1	24:21
Dec. 12	vs CGY	0-0	3/0	21:43
Dec. 13	@ CBJ	0-0	3/0	24:35
Dec. 15	vs TBL	1-0	4/1	22:05
Dec. 18	vs COL	0-0	2/0	20:57
Dec. 20	vs FLA	0-0	1/0	17:34
Dec. 22	@ FLA	INJ		
Dec. 23	@ TBL	INJ		
Dec. 27	vs BOS	0-0	0/0	17:56
Dec. 29	@ NYI	0-0	2/1	17:20
Dec. 31	vs CAR	1-0 (W)	3/0	18:46
Jan. 2	vs TBL	0-0	4/2	19:00
Jan. 3	vs MTL	0-0	1/1	17:55
Jan. 7	vs BOS	0-0	4/0	20:56
Jan. 10	@ MTL	0-0	3/0	20:24
Jan. 13	vs MIN	1-0	3/1	15:12
Jan. 16	@ NYI	0-0	0/1	15:56
Jan. 18	vs NYR	0-0	3/2	15:37
Jan. 20	@ PHI	0-0	1/0	21:28
Jan. 21	vs CHI	0-0	1/0	19:30
Jan. 27	vs WPG	1-0 (W)	1/0	17:29
Jan. 28	@ WSH	0-0	1/0	16:39
Jan. 30	@ NID	0-1	4/0	16:47
Feb. 1	vs NSH	0-0	0/1	15:04
Feb. 4	@ EDM	0-0	0/0	13:59
Feb. 6	@ CGY	1-0	2/1	13:09
Feb. 7	@ VAN	0-0	3/0	16:46
Feb. 11	vs DET	0-0	0/1	16:16
Feb. 12	@ OTT	0-1	0/1	16:57
Feb. 15	@ CHI	0-1	1/1	14:32
Feb. 17	vs WSH	0-0	3/0	16:38
Feb. 19	vs CBJ	0-0	1/0	13:43
Feb. 21	@ STL	1-0	2/1	14:08
Feb. 22	vs FLA	0-0	3/0	15:23
Feb. 25	@ WSH	1-0	5/1	17:12
Mar. 1	vs CBJ	0-1	1/1	15:02
Mar. 4	@ COL	0-0	3/0	16:59
Mar. 6	@ ANA	0-1	2/2	16:38
Mar. 7	@ LAK	0-0	0/1	16:38
Mar. 9	@ SJS	0-0	4/1	13:57
Mar. 12	vs EDM	2-0	6/2	14:53
Mar. 14	vs BOS	0-0	3/0	18:13
Mar. 15	vs DET	0-0	2/1	17:19
Mar. 17	@ NID	0-0	1/1	17:53
Mar. 19	@ DAL	0-0	1/0	17:56
Mar. 21	@ ARI	1-0	7/0	14:25
Mar. 24	vs STL	0-0	3/0	17:33
Mar. 26	@ CAR	1-0	3/0	14:45
Mar. 28	vs ARI	0-0	4/0	14:55
Mar. 29	vs SJS	0-0	2/0	15:35
Apr. 1	vs PHI	0-0	1/0	15:09
Apr. 4	@ CBJ	1-0	2/1	14:14
Apr. 5	@ PHI	1-0	5/0	16:15
Apr. 7	@ OTT	0-0	0/0	16:31
Apr. 10	vs NYI	0-0	4/0	16:04
Apr. 11	@ BUF	2-0 (W)	4/2	13:11

#8 CHRIS TANEV

(KRIHS TA-nehv)

CAREER STATS

MOST GOALS IN A GAME 1

10 TIMES—LATEST DEC. 20/14 vs CGY

MOST ASSISTS IN A GAME 2

SIX TIMES—LATEST MAR. 30/15 at STL

MOST POINTS IN A GAME 2

SIX TIMES—LATEST MAR. 30/15 at STL: 0-2-2

HAT TRICKS 0

GAME-WINNING GOALS 4

LATEST DEC. 20/14 vs CGY

POWER PLAY GOALS 0

SHORTHANDED GOALS 1


DEC. 14/13 VS BOS

OVERTIME POINTS 2-0-2

SHOOTOUT RECORD 0/0

0 GDG

PENALTY SHOT RECORD 0/0



REGULAR SEASON

PLAYOFFS

TANEV vs NHL

SEASON	CLUB	LEA	GP	G	A	PTS	PIM	GP	G	A	PTS	PIM	TEAM	GP	G	A	PTS	PIM
2006.07	Durham	OPJHL	40	0	9	9	8	—	—	—	—	—	Anaheim	13	0	1	1	6
2007.08	Durham	OPJHL	19	1	6	7	12	—	—	—	—	—	Arizona	16	1	4	5	2
	Stouffville	OPJHL	4	0	0	0	0	—	—	—	—	—	Boston	3	1	1	2	0
	Markham	OPJHL	26	1	9	10	12	—	—	—	—	—	Buffalo	2	0	2	2	0
2008.09	Markham	OJHL	50	4	37	41	33	—	—	—	—	—	Calgary	16	1	3	4	0
2009.10	R.I.T.	NCAA	41	10	18	28	4	—	—	—	—	—	Carolina	4	1	2	3	0
2010.11	Vancouver	NHL	29	0	1	1	0	5	0	0	0	0	Chicago	9	0	2	2	0
	Manitoba	AHL	39	1	8	9	16	14	1	2	3	4	Colorado	11	0	1	1	4
2011.12	Vancouver	NHL	25	0	2	2	2	5	0	0	0	0	Columbus	10	0	0	0	0
	Chicago	AHL	34	0	14	14	6	—	—	—	—	—	Dallas	14	0	4	4	2
2012.13	Vancouver	NHL	38	2	5	7	10	—	—	—	—	—	Detroit	7	0	0	0	2
	Chicago	AHL	29	2	10	12	6	—	—	—	—	—	Edmonton	15	1	0	1	2
2013.14	Vancouver	NHL	64	6	11	17	8	—	—	—	—	—	Florida	4	0	0	0	0
2014.15	Vancouver	NHL	70	2	18	20	12	6	0	3	3	0	Los Angeles	15	1	1	2	2
													Minnesota	11	0	0	0	0
													Montreal	5	0	0	0	2
													Nashville	12	0	3	3	0
													New Jersey	4	0	2	2	0
													NY Islanders	3	1	2	3	0
													NY Rangers	2	0	0	0	2
													Ottawa	4	0	1	1	2
													Philadelphia	4	0	1	1	0
													Pittsburgh	4	1	0	1	0
													St. Louis	8	0	2	2	2
													San Jose	12	0	1	1	2
													Tampa Bay	4	0	0	0	0
													Toronto	4	1	1	2	2
													Washington	4	0	3	3	0
													Winnipeg	6	1	0	1	0
													Totals	226	10	37	47	32

NHL FIRSTS

First Game: Jan. 18/11 at COL
First Goal: Feb. 4/13 at EDM
First Assist: Jan. 24/11 vs DAL

HONOURS

Atlantic Hockey Association (NCAA) Rookie of the Year: 2010
 Atlantic Hockey Association (NCAA) All-Rookie Team: 2010
 Atlantic Hockey Association (NCAA) All Tournament Team: 2010
 Craig Lauzon Award (RIT-Top Newcomer): 2010
 Markham Waxers Defenceman of the Year (RIT): 2009
 Walter (Babe) Pratt: 2015

ACQUIRED

Signed by Vancouver on May 31, 2010.

PERSONAL

Enjoys playing golf...Names the Buffalo Bills as his favourite NFL team...Lists his first game of the Stanley Cup Final as his most memorable hockey moment...Steve Yzerman was his favourite hockey player growing up.

CAREER HIGHLIGHTS

2014.15: Completed his fifth NHL season, collecting a career-high 20 points (2-18-20) and 18 assists as well as 12 penalty minutes in 70 games...Recorded 170 blocked shots, ranking first on the team and 11th in the League...Ranked eighth on the team and first among defencemen in takeaways (26)...Averaged 21:04 time on ice per game, the third most on the team...Ranked first on the Canucks in shorthanded time ice (2:44), and second in even strength time on ice (17:48)...Notched four multi-assist games on the season...Collected four assists over two consecutive games, Mar. 28 vs DAL (0-2-2) and Mar. 30 at STL (0-2-2)...Signed a four-year extension, Mar. 24...Tied a career high for most assists/points in a game (0-2-2), Jan. 30 vs BUF...Appeared in his 200th career game, Jan. 19 at FLA...Registered his second career OT winner, Dec. 20 vs CGY...Finished the game with a season-best +3 rating, Nov. 23 vs CHI...Notched his first goal of the season, Dec. 6 at TOR...Logged a season-high 27:44 TOI, Nov. 20 vs ANA...Collected two assists in the season opener, tying a career high for most points and assists in a game, Oct. 8 at CGY...In six WCQ playoff games, tied for the team lead in assists (3)...Collected a playoff career high two assists in Game 2 of the WCQ, Apr. 17 vs CGY. **2013.14:** Registered a career high 17 points (6-11-17) and had eight penalty minutes in 64 games with Vancouver...Missed 18 games due to injury...Tied for first on the Canucks in blocked shots (136)...Recorded two assists and finished +3, Mar. 14 at WSH...Notched the game-winning goal and finished +1, Dec. 22 vs WPG...Recorded his first career shorthanded goal, Dec. 14 vs BOS...Registered his first game-winning goal of the season, Dec. 9 vs CAR...Registered his first career multi-point game, collecting two assists and adding five blocked shots, Oct. 22 at NYI...Appeared in his 100th career game, Oct. 17 at BUF...Notched his first assist of the season, Oct. 8 vs NJ. **2012.13:** Appeared in 38 games, collecting seven points (2-5-7) and was +4 in his third NHL season with Vancouver...Averaged 17:17 TOI per game and ranked third on the Canucks for blocked shots (61)...Scored his second goal of the season, Mar. 21 at PHX...Played a season high 24:32, blocking two shots and recording two hits, Mar. 7 at CBJ...Had a season high five blocked shots, Mar. 2 vs LA...Scored his first career NHL goal in overtime, Feb. 14 at EDM...Recorded his first assist of the season, Jan. 28 at LA...Finished +2 and added two hits and two shots, Jan. 25 at ANA. **2011.12:** Appeared in 25 games, collecting two assists and a plus-10 rating in his second NHL season...Registered a career high three shots and a career high 20:06 minutes played, Mar. 28 vs COL...Collected an assist, Mar. 14 at PHX...Recorded his second career assist and first of the season, Feb. 24 at NJ...Appeared in five playoff games. **2010.11:** Made his NHL debut with Vancouver...Skated in five NHL playoff games with Vancouver, including three Stanley Cup Final games against Boston...Averaged 14:40 TOI during the playoffs...Registered 11 blocked shots in five playoff games...Appeared in 29 regular season games with Vancouver, recording an assist and registering 32 blocked shots...Recorded his first NHL point, an assist, Jan. 24 vs DAL...Made his NHL debut, Jan. 18 at COL. **2009.10:** Named Atlantic Hockey's Rookie of the Year and was named to the Atlantic Hockey All-Rookie Team and Atlantic Hockey All-Tournament Team...Received the Craig Lauzon Award for top newcomer with R.I.T. following his rookie season...Helped the R.I.T. Tigers of the Atlantic Hockey Association (AHA) to their first appearance in the NCAA Tournament and the Frozen Four Semi-Final...Registered the game's opening goal in a 2-1 victory over No. 2 ranked Denver, Mar. 26 at the NCAA Regional Semi-Final...Helped R.I.T. advance to the conference championship, defeating the Sacred Heart Pioneers in the final to advance to the NCAA tournament...Finished fourth on the team in scoring with 28 points (10-18-28) in 41 games played...Led R.I.T. in plus/minus at +33. **2008.09:** Was named the Markham Waxers defenceman of the year following the 2008.09 season...Led all Markham defencemen in scoring with 41 points (4-37-41) in 50 games played.

NHL MILESTONES

100th NHL Game: Oct. 17/13 at BUF
200th NHL Game: Jan. 19/15 vs FLA

2014.15 GAME BY GAME

Oct. 8	@ CGY	0-2	2/-1	19:45
Oct. 11	vs EDM	0-0	1/1	22:11
Oct. 17	@ EDM	0-0	0/0	21:56
Oct. 18	vs TB	0-0	1/0	18:10
Oct. 21	@ DAL	0-1	2/0	16:32
Oct. 23	@ STL	0-0	0/1	21:04
Oct. 24	@ COL	0-0	0/1	17:39
Oct. 26	vs WSH	0-0	0/0	19:20
Oct. 28	vs CAR	-1	-1	19:10
Oct. 30	vs MTL	0-0	0/0	21:47
Nov. 1	@ EDM	0-0	1/1	19:12
Nov. 2	vs NSH	0-0	1/-1	22:02
Nov. 4	@ COL	0-0	0/2	20:12
Nov. 6	@ SJ	0-0	0/0	17:42
Nov. 8	@ LA	0-0	1/-2	18:59
Nov. 9	@ ANA	0-0	1/0	22:51
Nov. 11	vs OTT	0-0	2/0	23:42
Nov. 14	vs ARI	0-0	2/-1	20:15
Nov. 19	@ EDM	0-0	1/-1	20:54
Nov. 20	vs ANA	-1	-1	27:44
Nov. 23	vs CHI	-1	3/3	20:28
Nov. 25	vs NJ	-0	0/0	19:13
Nov. 28	@ CBJ	0-0	0/0	19:32
Nov. 30	@ DET	0-0	1/1	21:50
Dec. 2	@ WSH	0-0	2/0	23:00
Dec. 4	@ PIT	0-0	1/0	20:29
Dec. 6	@ TOR	1-0	2/0	19:50
Dec. 7	@ OTT	0-0	2/-1	22:45
Dec. 9	@ MTL	0-0	0/0	22:10
Dec. 13	vs NYR	0-0	2/0	21:04
Dec. 17	vs DAL	0-0	1/-1	22:11
Dec. 20	vs CGY	1-0(W)	1/0	22:33
Dec. 22	vs ARI	-1	0/2	18:50
Dec. 28	@ ANA	0-0	0/-2	23:39
Dec. 30	@ SJ	0-0	0/2	24:59
Jan. 1	vs LA	0-0	1/1	21:12
Jan. 3	vs DET	0-0	0/-1	23:41
Jan. 6	vs NYI	0-0	1/0	22:09
Jan. 8	vs FLA	0-0	0/-1	19:18
Jan. 10	vs CGY	0-0	3/0	25:20
Jan. 13	@ NSH	-1	2/1	17:52
Jan. 15	@ PHI	0-0	0/2	20:49
Jan. 16	@ CAR	-1	0/1	23:43
Jan. 19	@ FLA	0-0	0/0	19:46
Jan. 20	@ TB	0-0	0/0	19:41
Jan. 22	vs ANA	0-0	0/1	20:13
Jan. 30	vs BUF	-2	0/2	21:38
Feb. 1	vs MIN	0-0	0/0	21:42
Feb. 3	vs WPG	0-0	1/1	20:29
Feb. 5	vs SJ			
Feb. 7	vs PIT			
Feb. 9	@ MIN	0-0	1/-2	21:56
Feb. 11	@ CHI	-1	0/2	22:57
Feb. 13	vs BOS	-1	0/1	18:56
Feb. 14	@ CGY	0-0	0/-3	22:35
Feb. 16	vs MIN			
Feb. 19	@ NYR			
Feb. 20	@ NJ			
Feb. 22	@ NYI			
Feb. 24	@ BOS			
Feb. 26	@ BUF			
Mar. 1	vs STL			
Mar. 3	vs SJ			
Mar. 5	@ ARI			
Mar. 7	@ SJ			
Mar. 9	vs ANA	0-0	0/0	22:16
Mar. 12	vs LA	0-0	0/0	20:21
Mar. 14	vs TOR	0-0	0/1	19:57
Mar. 17	vs PHI	0-0	0/-1	23:06
Mar. 19	vs CBJ	0-0	1/-1	17:18
Mar. 21	@ LA	0-0	1/2	19:40
Mar. 22	@ ARI	-1	2/1	21:47
Mar. 24	vs WPG	0-0	1/1	20:19
Mar. 26	vs COL	0-0	0/0	18:27
Mar. 28	vs DAL	-2	3/-2	21:46
Mar. 30	@ STL	0-2	1/2	20:22
Mar. 31	@ NSH	0-0	0/-1	23:32
Apr. 2	@ CHI	0-0	0/0	21:28
Apr. 4	@ WPG	0-0	1/-3	18:40
Apr. 6	vs LA	0-0	1/-1	25:25
Apr. 9	vs ARI	0-0	1/1	20:37
Apr. 11	vs EDM	0-0	1/1	23:02

#7 LINDEN VEY

(LIHN-duhn VAY)

CAREER STATS

MOST GOALS IN A GAME 2

NOV. 30/14 at DET

MOST ASSISTS IN A GAME 2

NOV. 14/13 at NYI

MOST POINTS IN A GAME 3

NOV. 30/14 at DET: 2-1-3

HAT TRICKS 0

GAME-WINNING GOALS 2

LATEST JAN. 6/15 vs NYI

POWER PLAY GOALS 4

FOUR TIMES—LATEST NOV. 30/14 at DET

SHORTHANDED GOALS 0

OVERTIME POINTS 0-0-0

SHOOTOUT RECORD 0/1

0 GDG

PENALTY SHOT RECORD 0/0



REGULAR SEASON

PLAYOFFS

VEY vs NHL

SEASON	CLUB	LEA	GP	G	A	PTS	PIM	GP	G	A	PTS	PIM
2006.07	Medicine Hat	WHL	2	0	0	0	2	—	—	—	—	—
2007.08	Medicine Hat	WHL	48	8	9	17	21	5	0	1	1	2
2008.09	Medicine Hat	WHL	71	24	48	72	20	11	2	5	7	2
2009.10	Medicine Hat	WHL	72	24	51	75	34	12	2	6	8	8
2010.11	Medicine Hat	WHL	69	46	70	116	36	15	12	13	25	8
2011.12	Manchester	AHL	74	19	24	43	16	4	2	4	6	0
2012.13	Manchester	AHL	74	22	45	67	32	4	2	0	2	4
2013.14	Los Angeles	NHL	18	0	5	5	0	—	—	—	—	—
	Manchester	AHL	43	14	34	48	20	4	0	2	2	4
2014.15	Vancouver	NHL	75	10	14	24	18	1	0	0	0	0
VANCOUVER TOTALS			75	10	14	24	18	1	0	0	0	0
NHL TOTALS			93	10	19	29	18	1	0	0	0	0

TEAM	GP	G	A	PTS	PIM
Anaheim	5	0	0	0	0
Arizona	4	0	1	1	2
Boston	2	0	1	1	0
Buffalo	4	0	1	1	2
Calgary	5	1	1	2	2
Carolina	3	1	0	1	0
Chicago	3	1	0	1	0
Colorado	5	0	1	1	2
Columbus	3	0	0	0	0
Dallas	3	0	1	1	0
Detroit	1	2	1	3	2
Edmonton	5	2	1	3	2
Florida	2	0	0	0	0
Los Angeles	5	0	1	1	0
Minnesota	3	0	0	0	0
Montreal	2	0	0	0	0
Nashville	3	1	1	2	0
New Jersey	3	0	0	0	2
NY Islanders	4	1	2	3	0
NY Rangers	3	0	0	0	0
Ottawa	2	0	1	1	2
Philadelphia	1	0	0	0	0
Pittsburgh	2	0	1	1	0
St. Louis	3	1	1	2	2
San Jose	6	0	0	0	0
Tampa Bay	3	0	1	1	0
Toronto	1	0	1	1	0
Vancouver	2	0	2	2	0
Washington	2	0	0	0	0
Winnipeg	3	0	0	0	0

Totals 93 10 19 29 18

NHL FIRSTS

First Game: Nov. 7/13 vs BUF
First Goal: Oct. 11/14 vs EDM
First Assist: Nov. 9/13 vs VAN

STREAKS

Points: 3 games Feb. 11-14/15: 2-1-3

HONOURS

AHL All Star Team: 2014
 Manchester Monarch's Ace Bailey Most Valuable Player Award: 2013
 WHL Most Points "Bobby Clarke Trophy" (116): 2011
 CHL (East) First All-Star Team: 2011
 CHL Top Scorer Award (116): 2011

ACQUIRED

Acquired from Los Angeles in exchange for a 2014 second-round selection (Roland McKeown), June 28, 2014.

PERSONAL

Started skating when he was three years old and first played hockey at age four...Hobbies include golf with his brother and dad in the summer...Spends time in the summer working on the farm he grew up on.

CAREER HIGHLIGHTS

2014.15: Completed his second NHL season and first with the Canucks, collecting 24 points (10-14-24) in 75 games...Ranked 15th amongst NHL rookies in points (10-14-24), 1-20th in goals (10), 1-6th in power play goals (4), and 1-18th in assists (14)...Collected three points (2-1-3) in three consecutive games, the longest point streak of his career, Feb. 11-14...Notched a career-high four shots, Dec. 17 vs DAL...Established a career high for most points and goals in a game (2-1-3), Nov. 30 at DET...Registered his first career NHL goal (on the power play), Oct. 11 vs EDM...Appeared in his first game for Vancouver and collected his first point (0-1-1) as a Canuck, Oct. 8 at CGY...Made his NHL playoff debut in Game 4 of the WCQ, Apr. 21 at CGY. **2013.14:** Split the season with the Los Angeles Kings and AHL Manchester Monarchs...Made his NHL debut with Los Angeles, collecting five points (0-5-5) and zero penalty minutes in 18 games played...Recorded an assist, Nov. 25 at VAN...Registered an assist, Nov. 19 vs TBL...Set career high in points and assists, Nov. 14 at NYI (0-2-2)...Established career high 17-29 TOI, Nov. 12 vs BUF...Collected his first NHL point (0-1-1) in his second career game, Nov. 9 vs VAN...Made NHL debut, Nov. 7 vs BUF...Named to the 2014 AHL All-Star Team...Finished second on the Monarchs in points and assists (14-34-48) in 43 games played, and recorded 20 penalty minutes with a plus-8 rating...Recorded two assists (0-2-2) and four penalty minutes in four playoff games with Manchester. **2012.13:** Finished first on the Monarchs in points (67--tied for fifth overall in the AHL), third in goals (22), first in assists (45--sixth overall in AHL) and second in plus-minus (+18) in 74 games...Had four assists in two games, Nov. 20, 2012 at Portland and Jan. 11 vs Albany...Recipient of Manchester's Ace Bailey Most Valuable Player Award...Recorded two goals and four penalty minutes in four Calder Cup Playoff games. **2011.12:** Played first full professional season with the Manchester Monarchs ranking third on the team in scoring with 43 points (19-24-43) in 74 games played...Led the Monarchs in scoring with 2 goals and 4 assists in their first round playoff series against Norfolk. **2010.11:** Led the WHL in scoring in his fourth season with the Medicine Hat Tigers registering 46 goals with 70 assists (46-70-116) in 69 games...Scored six goals (6 on the power play) with 13 assists and was +7 with eight penalty minutes in 15 playoff games...Selected to the WHL's First All-Star Team. **2009.10:** In 72 WHL games Vey posted 24 goals and 51 assists in 72 games played...Registered eight points (2-6-8) in 12 playoff games played. **2008.09:** Played in 71 games for the Tigers registering 72 points (24-48-72), 20 penalty minutes, and a -2 rating for the season...Played in 11 playoff games scoring two goals and adding five assists (2-5-7). **2007.08:** Played in 48 games for the Tigers, scoring eight goals and nine assists (8-9-17) with 21 penalty minutes and +6 rating for the season...Played in five playoff games for the Tigers, registering one assist and two penalty minutes. **2006.07:** Played in two games for the Medicine Hat Tigers, registering two penalty minutes.

INTERNATIONAL

U17 World Hockey Championships: 2008 (bronze)

2014.15 GAME BY GAME

Oct. 8	@ CGY	0-1	0/1	13:26
Oct. 11	vs EDM	1-0	3/-2	17:54
Oct. 17	@ EDM	0-0	0/0	15:32
Oct. 18	vs TB	0-0	2/0	14:57
Oct. 21	@ DAL	0-1	0/0	11:43
Oct. 23	@ STL	1-0	1/1	13:34
Oct. 24	@ COL	0-0	0/-1	15:12
Oct. 26	vs WSH	0-0	2/-2	11:37
Oct. 28	vs CAR	1-0(W)	1/1	14:02
Oct. 30	vs MTL	0-0	1/0	11:24
Nov. 1	@ EDM	1-0	1/1	12:06
Nov. 2	vs NSH	0-0	0/-1	12:07
Nov. 4	@ COL	0-1	0/2	12:20
Nov. 6	@ SJ	0-0	0/1	10:14
Nov. 8	@ LA	0-1	1/-1	14:28
Nov. 9	@ ANA	0-0	2/0	16:13
Nov. 11	vs OTT	0-1	2/-1	14:57
Nov. 14	vs ARI	0-0	0/-1	13:58
Nov. 19	@ EDM	DND		
Nov. 20	vs ANA	0-0	1/0	13:06
Nov. 23	vs CHI	0-0	1/0	14:47
Nov. 25	vs NJ	DND		
Nov. 28	@ CBJ	0-0	0/1	13:24
Nov. 30	@ DET	2-1	2/2	14:25
Dec. 2	@ WSH	0-0	0/-1	14:38
Dec. 4	@ PIT	0-0	0/1	14:49
Dec. 6	@ TOR	0-1	2/1	17:18
Dec. 7	@ OTT	0-0	1/-1	12:54
Dec. 9	@ MTL	0-0	0/-1	13:55
Dec. 13	vs NYR	0-0	2/0	14:18
Dec. 17	vs DAL	0-0	4/-1	14:16
Dec. 20	vs CGY	0-0	0/1	15:50
Dec. 22	vs ARI	0-1	1/1	14:42
Dec. 28	@ ANA	0-0	1/0	09:15
Dec. 30	@ SJ	0-0	0/0	09:29
Jan. 1	vs LA	0-0	0/0	11:42
Jan. 3	vs DET	DND		
Jan. 6	vs NYI	1-0(W)	2/-2	14:31
Jan. 8	vs FLA	0-0	2/-1	13:03
Jan. 10	vs CGY	DND		
Jan. 13	@ NSH	0-1	1/-1	14:11
Jan. 15	@ PHI	0-0	0/1	12:30
Jan. 16	@ CAR	0-0	0/0	13:54
Jan. 19	@ FLA	0-0	0/0	14:15
Jan. 20	@ TB	0-0	1/1	13:01
Jan. 27	vs ANA	0-0	1/-1	14:17
Jan. 30	vs BUF	0-1	0/1	12:48
Feb. 1	vs MIN	0-0	2/-1	14:25
Feb. 3	vs WPG	0-0	1/0	15:41
Feb. 5	vs SJ	0-0	1/0	17:07
Feb. 7	vs PIT	0-1	0/1	12:55
Feb. 9	@ MIN	0-0	0/0	15:14
Feb. 11	@ CHI	1-0	1/1	15:16
Feb. 13	vs BOS	0-1	0/1	11:29
Feb. 14	@ CGY	1-0	1/1	14:39
Feb. 16	vs MIN	0-0	0/-2	12:35
Feb. 19	@ NYR	0-0	0/-1	10:47
Feb. 20	@ NJ	0-0	1/0	13:05
Feb. 22	@ NYI	0-0	1/0	11:20
Feb. 24	@ BOS	0-0	0/0	10:15
Feb. 26	@ BUF	0-0	1/-2	14:23
Mar. 1	vs STL	0-1	2/0	09:14
Mar. 3	vs SJ	0-0	1/-1	16:56
Mar. 5	@ ARI	DND		
Mar. 7	@ SJ	0-0	0/0	11:39
Mar. 9	vs ANA	0-0	1/0	13:38
Mar. 12	vs LA	0-0	0/0	13:36
Mar. 14	vs TOR	DND		
Mar. 17	vs PHI	DND		
Mar. 19	vs CBJ	0-0	0/-1	13:54
Mar. 21	@ LA	0-0	3/0	10:48
Mar. 22	@ ARI	0-0	1/0	11:34
Mar. 24	vs WPG	0-0	0/-1	11:13
Mar. 26	vs COL	0-0	0/0	13:06
Mar. 28	vs DAL	0-0	1/0	08:53
Mar. 30	@ STL	0-0	0/1	11:44
Mar. 31	@ NSH	1-0	1/1	09:32
Apr. 2	@ CHI	0-0	1/1	10:45
Apr. 4	@ WPG	0-0	0/-2	9:08
Apr. 6	vs LA	0-0	1/0	8:52
Apr. 9	vs ARI	0-0	1/0	13:21
Apr. 11	vs EDM	0-1	1/0	13:45

#17 RADIM VRBATA

(rah-Duhm vur-BAH-tah)

CAREER STATS

MOST GOALS IN A GAME 3

FIVE TIMES—LATEST OCT. 3/13 vs NYR

MOST ASSISTS IN A GAME 3

FIVE TIMES—LATEST OCT. 20/06 at DAL

MOST POINTS IN A GAME 4

FOUR TIMES—LATEST APR. 27/12 at ANA: 3-1-4

HAT TRICKS 5

LATEST OCT. 3/13 vs NYR

GAME-WINNING GOALS 44

LATEST MAR. 24/15 vs WPG

POWER PLAY GOALS 85

LATEST MAR. 28/15 vs DAL

SHORTHANDED GOALS 5

LATEST APR. 27/13 at ANA

OVERTIME POINTS 4-5-9

SHOOTOUT RECORD 38/89

12 GDG

PENALTY SHOT RECORD 1/1

DEC. 29/07 vs DET (CHRIS OSGOOD)

REGULAR SEASON

PLAYOFFS

VRBATA vs NHL

SEASON	CLUB	LEA	GP	G	A	PTS	PIM	GP	G	A	PTS	PIM
1998.99	Hull	QMJHL	54	22	38	60	16	23	6	13	19	6
1999.00	Hull	QMJHL	58	29	45	74	26	15	3	9	12	8
2000.01	Shawinigan	QMJHL	55	56	64	120	67	10	4	7	11	4
	Hershey	AHL	—	—	—	—	—	1	0	1	0	2
2001.02	Colorado	NHL	52	18	12	30	14	9	0	0	0	0
	Hershey	AHL	20	8	14	22	8	—	—	—	—	—
2002.03	Colorado	NHL	66	11	19	30	16	—	—	—	—	—
	Colorado	NHL	10	5	0	5	2	—	—	—	—	—
2003.04	Carolina	NHL	80	12	13	25	24	—	—	—	—	—
2004.05	Liberec	CZECH	45	18	21	39	91	12	3	2	5	0
2005.06	Carolina	NHL	16	2	3	5	6	—	—	—	—	—
	Chicago	NHL	45	13	21	34	16	—	—	—	—	—
2006.07	Chicago	NHL	77	14	27	41	26	—	—	—	—	—
2007.08	Phoenix	NHL	76	27	29	56	14	—	—	—	—	—
2008.09	Tampa Bay	NHL	18	3	3	6	8	—	—	—	—	—
	Mlada	CZECH	11	5	3	8	18	—	—	—	—	—
	Liberec	CZECH	7	7	2	9	2	3	0	1	1	2
2009.10	Phoenix	NHL	82	24	19	43	24	7	2	2	4	4
2010.11	Phoenix	NHL	79	19	29	48	20	4	2	3	5	0
2011.12	Phoenix	NHL	77	35	27	62	24	16	2	3	5	8
2012.13	Phoenix	NHL	34	12	16	28	14	—	—	—	—	—
2013.14	Phoenix	NHL	80	20	31	51	22	—	—	—	—	—
2014.15	Vancouver	NHL	79	31	32	63	20	6	2	2	4	0
VANCOUVER TOTALS			79	31	32	63	20	6	2	2	4	0
NHL TOTALS			871	246	281	527	250	42	8	10	18	12

NHL FIRSTS

First Game: Nov. 20/01 at NYR

First Goal: Nov. 21/01 at NYR

First Assist: Nov. 20/01 at NYR

STREAKS

Goals: 4 games

Assists: 5 games

Points: 8 games

Three times (latest Dec. 10-Dec. 16/09: 4 goals)

Twice (latest Jan. 24/13-Feb. 1/13: 5 assists)

Jan. 30-Feb. 13/15: 3-6-9

TEAM	GP	G	A	PTS	PIM
Anaheim	48	13	22	35	16
Arizona	20	2	6	8	8
Boston	17	5	3	8	10
Buffalo	18	5	2	7	4
Calgary	41	7	12	19	10
Carolina	9	0	3	3	12
Chicago	29	10	8	18	14
Colorado	34	12	10	22	8
Columbus	40	10	12	22	10
Dallas	47	18	20	38	10
Detroit	43	12	13	25	16
Edmonton	42	14	22	36	14
Florida	20	7	4	11	10
Los Angeles	50	17	16	33	10
Minnesota	39	13	10	23	8
Montreal	16	4	2	6	0
Nashville	47	12	15	27	10
New Jersey	18	4	9	13	2
NY Islanders	16	3	11	14	4
NY Rangers	24	5	8	13	4
Ottawa	17	11	3	14	6
Philadelphia	20	6	5	11	2
Pittsburgh	18	7	9	16	2
St. Louis	39	13	16	29	12
San Jose	52	18	10	28	16
Tampa Bay	17	4	5	9	2
Toronto	15	3	5	8	8
Vancouver	36	4	9	13	8
Washington	16	5	4	9	2
Winnipeg	23	2	7	9	12

Totals 871 246 281 527 250

HONOURS

CHL Leading Scorer: 2011	Cyclone Taylor: 2015
WHL Bobby Clarke Trophy: 2011	Pavel Bure: 2015
WHL East First All-Star Team: 2011	NHL All-Star Game: 2015

ACQUIRED

Signed as a free agent on July 2, 2014.

PERSONAL

Most memorable hockey moment is scoring his first NHL goal...Favourite road city in the NHL is New York...Enjoys playing tennis and soccer in the offseason...Nickname is "Verby".

CAREER HIGHLIGHTS

2014.15: Completed his 13th NHL season and first with the Canucks, collecting a career-high in both points (63) and assists (32) in 79 games...Ranked 1-35th in the League in points (31-32-63), 1-12th in goals (31), 1-9th in power play goals (12) and 1-8th in game-winning goals (7)...Ranked third on the team in points, first in goals, first in power play goals and first in game-winning goals...Finished the season with three multi-point games, 17 multi-point games...Recorded points in three or more consecutive games on seven separate occasions this season...Collected seven points (3-4-7) in three consecutive games, Mar. 21-24...Notched a season-high three points (2-1-3), Mar. 24 vs WPG...Established a new career-high 8 game point streak (3-6-9), Jan. 30-Feb. 13...Recorded his 500th point with an assist, Feb. 7 vs PIT...Participated in the 2015 Honda NHL All-Star Game Weekend in January, his first NHL All-Star appearance (and the first Canuck since Roberto Luongo (2007) to be named an All-Star in his first year with the team)...Notched a season-high two powerplay goals, Nov. 19 at EDM...Recorded six points (2-4-6) in five consecutive games, Oct. 21-28...Appeared in his first game as a Canuck and collected his first goal for Vancouver, Oct. 8 at CGY...In six WCQF playoff games, tied for the team lead in both goals (2) and points (4)...Notched a goal on the power play in Game 6 of the WCQF, Apr. 25 at CGY...**2013.14:** Appeared in 80 games, recording 51 points (20-31-51) and 22 penalty minutes in his sixth season with the Coyotes...Ranked tied for second on the team in points (53), third in goals (20), tied for first in power play goals (10), and tied for third in assists (31)...Collected three points (1-2-3), Mar. 11 at FLA...Scored two goals, Mar. 6 vs MTL...Registered three assists, Jan. 11 vs ANA...Registered his 5th career hat trick (3-0-3), Oct. 3 vs NYR...**2012.13:** Recorded 12-16-28 in 34 games to rank second on the team in scoring...Ranked tied for second on the team in plus/minus (+6), third in shots (106) and tied for third in goals (12)...Had five multi-point games...Recorded his fourth career hat trick, including the GWG and a SHG, and matched a career high in points (3-1-4), Apr. 27 at ANA...Scored a goal, Apr. 18 at STL and Apr. 20 at CHI...Notched two assists, Apr. 6 vs COL...Played in his 700th NHL game, Apr. 2 vs LA...Registered three points (1-3) to reach 400 career points, Mar. 28 at NSH...Recorded a five-game assist streak (1-5-6), Jan. 24-Feb. 1...**2011.12:** Posted career highs in goals (35) and points (62)...Tied for first in the NHL in GWGs (12)...Eighth in the NHL in road goals (21)...Second on the team in plus/minus (+24) and ranked 12th in the NHL...Led the team in shots (232) and PPGs (9)...Had 15 multi-point games...Coyotes went 21-4-3 when he scored a goal...Scored his career high 12th GWG, Apr. 6 at STL...Collected his 200th career NHL assist, Mar. 5 at PIT...Scored his 30th goal of the season and had three points (2-1-3), Feb. 21 vs LA...Established a new career high with his 28th goal, Feb. 18 vs DAL...Posted a career-best seven game point streak (4-5-9), Jan. 24-Feb. 11...Recorded five points (2-3-5) in 16 postseason games...Played in all five games of the WCF against LA and had one assist...Scored a goal in Games 1 and 2 of the WCF vs NSH, Apr. 27 and 29...Appeared in all six games of the WCQF against CHI, collecting an assist...**2010.11:** Ranked fourth on the team in scoring with 19-29-48...Led the team in shots (240)...Second on the team in PPGs (10)...Tied for second in goals (19)...Was 7-for-11 in shootouts...Posted 14 multi-point games...Posted a four-game point streak (2-4-6), Mar. 13-BR...Had three assists, Jan. 6 at COL...Recorded three points (1-1-2-3), Nov. 19 at EDM and Nov. 13 at STL...Scored two goals in the season opener in his home country (Czech Republic), Oct. 9 against BOS...Tied for the team lead in scoring in the playoffs with five points (2-3-5) in four games vs DET in the WCQF...Recorded two points (1-1-2) in Game 2 of the WCQF, Apr. 16 at DET...**2009.10:** Recorded 43 points in 82 games in his second stint with PHX...Ranked second on the Coyotes in goals (24) and fifth in points (43)...One of four players to appear in all 82 games...Went 8 for 18 in shootouts with two shootout-deciding goals...The career-tying goal with 1:00 remaining in third period before also recording the SDG and a career high 10 shots in 4-3 win, Mar. 18 at FLA...Appeared in his 500th career NHL game, Feb. 8 vs EDM...Appeared in all seven playoff games vs DET, recording four points (2-2-4) to finish tied for fourth on the team in playoff scoring...Tallied a goal and an assist for his first career playoff points in Game 3 win, Apr. 18 at DET...Scored the GWG in Game 6, Apr. 25 at DET...**2008.09:** Appeared in 18 games for TB, recording six points (3-3-6)...Registered eight points (5-3-8) in 11 games for Mlada Boleslav before joining Liberec...Recorded 7-2-9 in seven games for Liberec...Compiled a four game point streak (1-2-3) from Nov. 18 to TB...Scored his first goal as a member of the Lightning, Nov. 18 vs FLA...**2007.08:** Established new career highs in goals (27), assists (29), points (56), power play goals (7), shorthanded goals (3), GWGs (5) and plus/minus (+6) in his first season as a member of the Coyotes...Led the team in shots (246) and ranked second in goals and points while tying for the team lead in GWGs...Finished with 16 multi-point games...Set new career high by recording his 28th assist of the season, Mar. 22 vs ANA...Had a goal and two assists while playing in his 400th career NHL game in a win, Feb. 18 at LA...Recorded three points (1-2-3), Feb. 14 vs DAL...Scored the game-tying and overtime game-winner, Feb. 4 at COL...Recorded his third career hat trick and added an assist for a four-point night in a win, Jan. 24 vs NSH...Had a goal and an assist to reach 200 career points, Jan. 2 at COL...Registered four consecutive two-point games (5-3-8) from Dec. 29-Jan. 3...Registered two goals and an assist—the 100th of his career, Nov. 23 at ANA...Made his Coyotes debut and collected an assist in win, Oct. 4 vs STL...**2006.07:** Appeared in 77 games for CHI, tallying 41 points (14-27-41)...Ranked second on the team in points (41), third in assists (27), sixth in goals (14)...Set career highs in points, assists and penalty minutes (26)...Tallied two goals in regulation and scored the shootout-deciding goal while logging a season-high 22:12 TOI in a 4-3 win, Mar. 4 over OTT...Had a three-game assist streak (0-3-3) from Dec. 29-Jan. 2...Played his 300th career NHL game, Dec. 20 vs NSH...Registered a pair of PPGs, including the GWG, in a 3-1 win over STL, Nov. 10...Recorded 11 points (3-8-11) in the first eight games of the season...Began the season with a five-game point streak (2-5-7), Oct. 5-16...Tied his career high with three assists, Oct. 20 at DAL...Scored the GWG in 8-6 season-opening win, Oct. 5 at NSH...**2005.06:** Appeared in 45 games with CHI, registering 34 points (13-21-34) and a plus-4 rating...Totalled 39 points (15-24-39) in 61 games with CAR and CHI...Tied for second on the team with six PPGs...Ended the season with a four-game point streak (3-3-6)...Had eight multi-point games...Had a career high four points (2-2-4), Mar. 26 vs SJ, Mar. 26...Registered a career high three assists in a 4-2 win, Jan. 19 vs COL...Scored a goal in four straight games, Jan. 10-15...Traded from CAR for future considerations on Dec. 30...Appeared in 16 games for CAR, recording 2-3-5...Scored CAR's first goal of the season, Oct. 5 at TB.

2014.15 GAME BY GAME

Oct. 8	@ CGY	1-0(W)	4/2	17:44
Oct. 11	vs EDM	1-1	5/0	20:37
Oct. 17	@ EDM	1-1(W)	4/2	17:42
Oct. 18	vs TB	0-0	5/-2	17:30
Oct. 21	@ DAL	1-0	7/1	18:01
Oct. 23	@ STL	0-1	3/0	13:17
Oct. 24	@ COL	0-1	4/-1	18:59
Oct. 26	vs WSH	1-1	3/0	19:06
Oct. 28	vs CAR	0-1	0/-1	18:07
Oct. 30	vs MTL	0-0	2/-1	17:51
Nov. 1	@ EDM	0-0	2/0	17:58
Nov. 2	vs NSH	0-1	0/0	19:59
Nov. 4	@ COL	0-0	5/0	20:43
Nov. 6	@ SJ	1-0	3/1	15:30
Nov. 8	@ LA	0-0	2/-1	10:40
Nov. 9	@ ANA	INJ		
Nov. 11	vs OTT	INJ		
Nov. 14	vs ARI	0-0	3/-1	16:27
Nov. 19	@ EDM	2-0	4/1	16:03
Nov. 20	vs ANA	1-0	3/1	16:06
Nov. 23	vs CHI	1-0	3/1	17:41
Nov. 25	vs NJ	0-0	2/0	20:40
Nov. 28	@ CBJ	1-1	4/1	17:10
Nov. 30	@ DET	0-0	4/-2	00:00
Dec. 2	@ WSH	1-1	6/0	17:36
Dec. 4	@ PIT	0-0	5/0	16:21
Dec. 6	@ TOR	0-1	6/1	18:10
Dec. 7	@ OTT	1-1	8/2	14:43
Dec. 9	@ MTL	0-0	2/-1	15:03
Dec. 13	vs NYR	0-0	2/-2	15:30
Dec. 17	vs DAL	0-0	3/-1	18:36
Dec. 20	vs CGY	1-0	2/-1	18:10
Dec. 22	@ ARI	0-1	8/1	18:26
Dec. 28	@ ANA	0-0	2/-1	16:43
Dec. 30	@ SJ	1-0	3/1	17:37
Jan. 1	vs LA	1-1	1/0	16:19
Jan. 3	vs DET	1-0(W)	3/0	16:39
Jan. 5	vs NYI	INJ		
Jan. 8	vs FLA	0-0	2/-1	15:46
Jan. 10	vs CGY	0-0	1/0	15:54
Jan. 13	@ NSH	0-0	4/0	16:35
Jan. 15	@ PHI	1-0	3/0	14:38
Jan. 16	@ CAR	0-0	3/0	14:41
Jan. 19	@ FLA	0-0	2/0	16:16
Jan. 20	@ TB	0-0	3/-2	16:40
Jan. 27	vs ANA	0-0	1/0	19:14
Jan. 30	vs BUF	1-0	5/1	17:51
Feb. 1	vs MIN	0-1	5/0	17:27
Feb. 3	vs WPG	0-1	3/1	17:33
Feb. 5	vs SJ	1-0	4/1	14:25
Feb. 7	vs PIT	0-2	2/1	17:32
Feb. 9	@ MIN	0-1	3/1	12:01
Feb. 11	@ CHI	0-1	4/1	15:20
Feb. 13	vs BOS	1-0(W)	4/1	13:08
Feb. 14	@ CGY	0-0	2/0	16:16
Feb. 16	vs MIN	0-0	2/-2	15:12
Feb. 19	@ NYR	0-0	2/-1	15:46
Feb. 20	@ NJ	0-1	0/-1	17:37
Feb. 22	@ NYI	1-1	3/1	13:41
Feb. 24	@ BOS	0-0	3/-1	15:05
Feb. 26	@ BUF	0-0	1/0	15:15
Mar. 1	vs STL	0-2	3/0	17:06
Mar. 3	vs SJ	0-1	2/-3	19:03
Mar. 5	@ ARI	0-1	6/1	19:10
Mar. 7	@ SJ	2-0(W)	6/1	16:49
Mar. 9	vs ANA	0-0	3/0	13:04
Mar. 12	vs LA	0-0	3/-1	16:28
Mar. 14	vs TOR	0-0	2/0	17:40
Mar. 17	vs PHI	1-0	5/1	14:41
Mar. 19	vs CBJ	0-0	6/-3	17:06
Mar. 21	@ LA	1-1(W)	3/1	19:39
Mar. 22	@ ARI	0-2	4/1	18:13
Mar. 24	vs WPG	2-1(W)	7/2	14:46
Mar. 26	vs COL	0-0	5/0	17:43
Mar. 28	vs DAL	0-0	0/0	19:34
Mar. 30	@ STL	1-1	3/2	15:01
Mar. 31	@ NSH	0-0	2/0	14:41
Apr. 2	@ CHI	0-0	5/0	14:24
Apr. 4	@ WPG	0-1	2/2	17:57
Apr. 6	vs LA	0-0	4/0	17:43
Apr. 9	vs ARI	0-0	3/0	13:52
Apr. 11	vs EDM	0-2	2/2	15:30

NHL MILESTONES

100th NHL Game: Nov. 20/05 vs TBL
500th NHL Game: Feb. 8/10 vs EDM
700th NHL Game: Apr. 2/12 vs LAK
100th NHL Point: Jan. 15/06 vs NJD
500th NHL Point: Feb. 7/15 vs PIT
100th NHL Goal: Feb. 14/08 vs DAL
200th NHL Goal: Oct. 22/13 vs CGY
100th NHL Assist: Nov. 23/07 at ANA
200th NHL Assist: Mar. 5/12 at PIT

INTERNATIONAL

World Championships: 2013, 2008, 2005 (gold), 2003
 World Junior Championship: 2001 (gold)

#6 YANNICK WEBER

(YAH-nihk WEH-buhr)

CAREER STATS

MOST GOALS IN A GAME 2

APR. 9/15 vs ARI

MOST ASSISTS IN A GAME 2

FEB. 9/11 at BOS

MOST POINTS IN A GAME 3

FEB. 9/11 at BOS: 1-2-3

HAT TRICKS 0

GAME-WINNING GOALS 3

LATEST NOV. 19/14 vs EDM

POWER PLAY GOALS 12

LATEST APR. 9/15 vs ARI

SHORTHANDED GOALS 0

OVERTIME POINTS 0-0-0

SHOOTOUT RECORD 1/2

0 GDG

PENALTY SHOT RECORD 0/0

REGULAR SEASON

PLAYOFFS

WEBER vs NHL

SEASON	CLUB	LEA	GP	G	A	PTS	PIM	GP	G	A	PTS	PIM
2005.06	Langenthal	SWISS-B	28	3	0	3	8	-	-	-	-	-
2006.07	Kitchener	OHL	51	13	28	41	42	9	3	6	9	8
2007.08	Kitchener	OHL	59	20	35	55	79	17	4	13	17	24
2008.09	Montreal	NHL	3	0	1	1	2	3	1	1	2	0
	Hamilton	AHL	68	16	28	44	42	2	0	1	1	10
2009.10	Montreal	NHL	5	0	0	0	4	-	-	-	-	-
	Hamilton	AHL	65	7	25	32	58	3	0	0	0	2
2010.11	Montreal	NHL	41	1	10	11	14	3	2	0	2	0
	Hamilton	AHL	15	8	4	12	10	-	-	-	-	-
2011.12	Montreal	NHL	60	4	14	18	30	-	-	-	-	-
2012.13	Montreal	NHL	6	0	2	2	2	-	-	-	-	-
	Geneve	Swiss-A	32	5	16	21	40	-	-	-	-	-
2013.14	Vancouver	NHL	49	6	4	10	16	-	-	-	-	-
	Utica	AHL	7	2	5	7	0	-	-	-	-	-
2014.15	Vancouver	NHL	65	11	10	21	30	6	0	0	0	12
VANCOUVER TOTALS			114	17	14	31	46	6	0	0	0	12
NHL TOTALS			229	22	41	63	98	12	3	1	4	12

TEAM	GP	G	A	PTS	PIM
Anaheim	10	1	1	2	6
Arizona	8	3	1	4	2
Boston	8	3	4	7	0
Buffalo	11	2	1	3	10
Calgary	11	4	2	6	6
Carolina	6	1	2	3	4
Chicago	4	0	0	0	2
Colorado	6	2	0	2	4
Columbus	3	0	1	1	2
Dallas	6	0	0	0	2
Detroit	4	0	1	1	0
Edmonton	12	1	2	3	0
Florida	7	0	2	2	2
Los Angeles	6	0	2	2	2
Minnesota	5	0	1	1	4
Montreal	3	0	1	1	2
Nashville	4	0	0	0	0
New Jersey	11	0	3	3	0
NY Islanders	8	1	2	3	4
NY Rangers	10	0	2	2	6
Ottawa	11	0	1	1	12
Philadelphia	9	1	0	1	0
Pittsburgh	11	0	4	4	4
St. Louis	5	1	1	2	2
San Jose	7	0	1	1	0
Tampa Bay	8	0	1	1	6
Toronto	12	0	1	1	6
Vancouver	4	0	1	1	6
Washington	10	0	0	0	0
Winnipeg	9	2	3	5	4
Totals	229	22	41	63	98

NHL FIRSTS

First Game: Jan. 8/09 vs TOR
First Goal: Feb. 9/11 at BOS
First Assist: Apr. 9/09 at BOS

STREAKS

Goals: 3 games Mar. 22-26/15: 3 goals
Points: 4 games Mar. 21-26/15: 3-2-5

HONOURS

AHL All-Rookie Team: 2009
 AHL All-Star: 2009
 OHL Second Team All-Star: 2008

ACQUIRED

Signed as a free agent by Vancouver on July 5, 2013.

PERSONAL

His favourite player growing up and first hockey card he ever owned was of Chris Chelios...Lists winning the OHL championship with the Kitchener Rangers during his last season as one of his favourite hockey moments.

CAREER HIGHLIGHTS

2014.15: Completed his seventh NHL season and second with Vancouver, collecting 21 points (11-10-21) in 64 games...Ranked third amongst Canucks defencemen in points (11-10-21), first in goals (11), second in power play points (5-3-8) and tied for first in power play goals (5)...Notched two goals, which marked his first career multi-goal game, Apr. 9 vs ARL...Had a season-high eight shots, Apr. 2 at CHI...Collected three goals in three consecutive games, the longest goal streak of his career, Mar. 22-26. Established a four game point streak, a new career high, collecting five points (3-2-5) during the span, Mar. 21-26...Logged a season-high 24.3 TOI, Mar. 3 vs SJ...Played his 200th career NHL game, Jan. 20 at TB...Recorded his first multi-point game of the year (1-1-2), which included a game-winning goal, Nov. 19 at EDM...Collected his first point of the season (0-1-1), Oct. 28 vs CAR...Appeared in six WCQ playoff games registering 12 penalty minutes and 13 shots. **2013.14:** Appeared in his first season with Vancouver, collecting 10 points (6-4-10) and 16 penalty minutes in 49 games. Recorded seven points (2-5-7) in seven games with Vancouver's AHL affiliate, the Utica Comets...Averaged 11.54 ice time per game...Collected five power play points (3-2-5)...Collected his second game-winning goal Dec. 13-Dec. 17...Scored his first goal of the season, Dec. 14 vs BOS...Collected his first point in a Canuck uniform, Dec. 13...Appeared in his first game as a member of the Vancouver Canucks, Oct. 5 vs EDM. **2012.13:** Dressed in six games for Montreal, collecting two assists and two penalty minutes...Skated for Geneva Servette of the Swiss League in 2012.13, recording 21 points (5-16-21) and 40 penalty minutes in 32 games played...Tallied assists in back-to-back games, Apr. 17 at PIT and Apr. 18 vs TB...Registered a hit and two blocked shots in his first game with Montreal in the 2012.13 season, Jan. 27 vs NJ. **2011.12:** Ranked third on the Canadiens among defencemen in scoring (behind P.K. Subban and Tomas Kaberle), recording 18 points (4-14-18) in 60 games played...Finished the game with 4:53 on the penalty kill, Mar. 16 at OTT...Played 100th NHL game, Mar. 3 vs TOR...Returned from injury and collected an assist, Feb. 17 at BUF...Was a team-high plus-6 and led the team in power play goals (2) in the month of October...Recorded two points (1-1-2) and was plus-2, Oct. 9 at WPG. **2010.11:** Split the season with the Montreal Canadiens and AHL Hamilton Bulldogs...Recorded first NHL goal and added two assists, Feb. 9 at BOS...Was a team best plus-5 in the month of January...Recorded an assist and was plus-2, Jan. 21 at OTT...Tallied an assist and was plus-2, Jan. 17 vs CGY...Recorded an assist and was plus-3, Dec. 4 vs SJ...Was first among AHL defencemen in goals and tied for fifth in points when recalled by the Canadiens Nov. 18...Collected four power play goals with the Bulldogs. **2009.10:** Split the season with the Canadiens and Hamilton Bulldogs...Appeared in five games for Montreal and 65 for Hamilton...Tied a Hamilton franchise lead for all-time goals scored by a defencemen with his 23rd...Represented Switzerland at the 2010 Winter Olympics, dressing in five games. **2008.09:** Made his professional hockey debut, dressing in three games with the Montreal Canadiens and 68 with the Hamilton Bulldogs...Ranked second in points among AHL rookie defencemen and eighth in points among all AHL defencemen...Named to the AHL All-Rookie Team...Set a Hamilton franchise record for most goals in one season by a defencemen (16)...Set the Bulldogs franchise record for most power play goals in one season by a defencemen (10)...Led all Hamilton defencemen in points with 44 (16-28-44), tying a franchise record for most points by a Bulldogs defencemen in one season...Started for Team PlanetUSA at the AHL All-Star Classic...Recorded first NHL point (assist), Apr. 9 at BOS...Appeared in first career NHL game, Jan. 8 vs TOR...Recorded first AHL assist, Oct. 18 vs Norfolk...Registered first AHL goal, Oct. 11 at Manitoba...Made AHL debut, Oct. 10 at Manitoba. **2007.08:** Was named the OHL defenceman of the month in Oct., after posting 19 points (7-12-19) in 11 games...Captained the Swiss National Team at the World Junior Championship, registering six points (2-4-6) in six games...Played in the OHL All-Star Game and won the hardest shot competition with a 99.2 mph shot...Led all Kitchener defencemen with 55 points (20-35-55)...Ranked tied for first among OHL defencemen in power play goals (17), ranked second in goals (20) and power play assists (29) and ranked sixth in points (55)...Accumulated 17 points (4-13-17) in 17 playoff games, helping the Rangers to an OHL championship...Lost in the finals to the Spokane Chiefs in the Memorial Cup Tournament...Voted to OHL's Second All-Star Team...Ranked second as the best offensive defencemen and player with the best and hardest shot in the Western Conference in the OHL coaches' poll. **2006.07:** Ranked second among OHL rookie defencemen in goals (13) and third in assists (28) and points (41).

INTERNATIONAL

Olympics: 2014, 2010
 World Championships: 2014, 2009
 World Junior Championships: 2008

NHL MILESTONES

100th NHL Game: Mar. 3/12 vs TOR
200th NHL Game: Jan. 20/15 vs TB

2014.15 GAME BY GAME

Oct. 8	@ CGY	DND		
Oct. 11	vs EDM	DND		
Oct. 17	@ EDM	DND		
Oct. 18	vs TB	0-0	2/1	14:06
Oct. 21	@ DAL	0-0	3/2	16:30
Oct. 23	@ STL	0-0	1/1	16:05
Oct. 24	@ COL	0-0	2/-2	16:14
Oct. 26	vs WSH	0-0	2/0	15:12
Oct. 28	vs CAR	0-1	0/2	15:44
Oct. 30	vs MTL	0-1	4/1	14:17
Nov. 1	@ EDM	0-0	1/0	14:48
Nov. 2	vs NSH	0-0	0/0	20:38
Nov. 4	@ COL	0-0	0/0	14:10
Nov. 6	@ SJ	DND		
Nov. 8	@ LA	DND		
Nov. 9	@ ANA	0-0	3/0	20:26
Nov. 11	vs OTT	0-0	2/-1	17:35
Nov. 14	vs ARI	0-0	2/-2	15:13
Nov. 19	@ EDM	1-W(1)	4/1	17:18
Nov. 20	vs ANA	0-0	1/-2	16:22
Nov. 23	vs CHI	0-0	1/0	14:05
Nov. 25	vs NJ	0-0	3/1	15:03
Nov. 28	@ CBJ	0-1	2/2	17:05
Nov. 30	@ DET	0-1	0/1	15:48
Dec. 2	vs WSH	0-0	1/-1	11:16
Dec. 4	@ PIT	0-1	1/1	16:12
Dec. 6	@ TOR	0-0	4/-2	16:59
Dec. 7	@ OTT	0-0	3/0	13:09
Dec. 9	@ MTL	0-0	0/0	16:03
Dec. 13	vs NYR	0-0	2/-1	19:11
Dec. 17	vs DAL	0-0	0/0	13:17
Dec. 20	vs CGY	1-0	2/0	14:18
Dec. 22	vs ARI	0-0	3/1	16:03
Dec. 28	@ ANA	1-0	1/1	12:32
Dec. 30	@ SJ	0-0	1/0	13:31
Jan. 1	vs LA	0-0	0/0	14:20
Jan. 3	vs DET	0-0	1/0	13:13
Jan. 6	vs NYI	0-0	1/0	16:13
Jan. 8	vs FLA	0-1	4/0	15:37
Jan. 10	vs CGY	DND		
Jan. 13	@ NSH	DND		
Jan. 15	@ PHI	0-0	0/0	16:23
Jan. 16	@ CAR	DND		
Jan. 19	@ FLA	DND		
Jan. 20	@ TB	DND		
Jan. 27	vs ANA	0-0	0/-1	16:24
Jan. 30	vs BUF	1-0	3/0	13:31
Feb. 1	vs MIN	DND		
Feb. 3	vs WPG	DND		
Feb. 5	vs SJ	0-0	1/-1	15:34
Feb. 7	vs PIT	0-0	2/1	15:44
Feb. 9	@ MIN	0-0	0/-1	15:18
Feb. 11	@ CHI	DND		
Feb. 13	vs BOS	DND		
Feb. 14	@ CGY	DND		
Feb. 16	vs MIN	0-0	2/1	22:17
Feb. 19	@ NYR	0-0	0/-3	19:21
Feb. 20	@ NJ	0-0	3/-1	19:51
Feb. 22	@ NYI	1-0	3/1	18:45
Feb. 24	@ BOS	0-0	2/0	20:24
Feb. 26	@ BUF	0-0	4/-1	19:17
Mar. 1	vs STL	1-1	2/3	22:58
Mar. 3	vs SJ	0-0	1/-2	24:13
Mar. 5	@ ARI	0-0	3/0	22:12
Mar. 7	@ SJ	0-0	2/-1	13:55
Mar. 9	vs ANA	INJ		
Mar. 12	vs LA	INJ		
Mar. 14	vs TOR	0-0	3/3	19:07
Mar. 17	vs PHI	0-0	1/2	17:32
Mar. 19	vs CBJ	0-0	1/0	18:28
Mar. 21	@ LA	0-1	1/0	18:29
Mar. 22	@ ARI	1-1	1/1	18:12
Mar. 24	vs WPG	1-0	1/0	19:35
Mar. 26	vs COL	1-0	3/-1	22:09
Mar. 28	vs DAL	0-0	2/0	21:05
Mar. 30	@ STL	0-0	1/1	18:32
Mar. 31	@ NSH	0-0	1/2	22:15
Apr. 2	@ CHI	0-0	8/-1	17:50
Apr. 4	@ WPG	0-0	1/0	20:33
Apr. 6	vs LA	0-0	3/0	19:12
Apr. 9	vs ARI	2-0	5/0	19:06
Apr. 11	vs EDM	0-0	0/0	20:27

COMPANY DIRECTORY

Home Ice.....	Utica Memorial Auditorium
Address.....	400 Oriskany Street W
	Utica, NY 13502
Telephone.....	315.790.9070
Fax.....	315.507.3136
Website.....	www.UticaComets.com
Media Relations Telephone.....	315.790.9070/315.794.8144
Media Relations Fax.....	315.507.3136
Ticket Info & Customer Care.....	315.790.9070

EXECUTIVE DIRECTORY

Mohawk Valley Garden Corporation

President.....	Robert Esche
Chairman.....	Frank R. DuRoss
Director of Administration.....	LuAnne Horton-Murad
Chief Financial Officer.....	Michael Potrzeba
Vice President of Corporate Partnerships.....	Lisa della-Santina
Vice President of Ticket Sales.....	Adam Banko

HOCKEY OPERATIONS

Governor.....	Francesco Aquilini
Alternate Governors.....	Roberto Aquilini, Paolo Aquilini,
	Trevor Linden, Victor de Bonis, Jim Benning
Director, Hockey Operations.....	Pat Conacher
Head Coach.....	Travis Green
Assistant Coach.....	Nolan Baumgartner
Assistant Coach.....	Paul Jerrard
Vice President of Operations/Broadcaster.....	Brendan Burke
Director, Communications.....	Mark Caswell, Jr.
Director, Game Presentation.....	Gina Nasivera
Head Athletic Trainer.....	Dustin Flynn
Head Equipment Manager.....	Damion Parmelee
Assistant Equipment Manager.....	Taylor Anderson

2015.16 SEASON SCHEDULE

Oct. 10	@ Rochester	6:35pm
Oct. 17	@ Hartford	6:00pm
Oct. 21	Rochester	6:00pm
Oct. 23	Hershey	6:00pm
Oct. 24	Syracuse	6:00pm
Oct. 30	@ Binghamton	6:05pm
Oct. 31	@ Albany	4:00pm
Nov. 1	@ Bridgeport	5:00pm
Nov. 4	Portland	7:00pm
Nov. 6	Toronto	7:00pm
Nov. 7	Providence	7:00pm
Nov. 13	@ Springfield	7:00pm
Nov. 14	@ Syracuse	7:00pm
Nov. 20	Hartford	7:00pm
Nov. 21	Bridgeport	7:00pm
Nov. 22	@ Hartford	3:00pm
Nov. 25	Lehigh Valley	7:00pm
Nov. 27	@ Portland	7:00pm
Nov. 28	@ Portland	7:00pm
Dec. 2	Lehigh Valley	7:00pm
Dec. 4	St. John's	7:00pm
Dec. 5	@ Syracuse	7:00pm
Dec. 9	@ Rochester	7:05pm
Dec. 11	Toronto	7:00pm
Dec. 13	@ Toronto	3:00pm
Dec. 16	Rochester	7:00pm
Dec. 18	@ Springfield	7:00pm
Dec. 19	Hartford	7:00pm
Dec. 26	@ Rochester	7:05pm
Dec. 27	Syracuse	3:00pm
Dec. 30	@ Albany	7:00pm
Dec. 31	Albany	5:00pm
Jan. 2	St. John's	7:00pm
Jan. 8	@ Binghamton	7:05pm
Jan. 9	@ W-B/Scranton	7:05pm
Jan. 10	@ Hershey	5:00pm
Jan. 13	Toronto	7:00pm
Jan. 15	@ Syracuse	7:00pm
Jan. 16	Albany	7:00pm

Jan. 23	@ Toronto	3:00pm
Jan. 24	@ Toronto	3:00pm
Jan. 29	@ Albany	7:00pm
Jan. 30	Rochester	7:00pm
Feb. 5	@ St. John's	6:00pm
Feb. 6	@ St. John's	6:00pm
Feb. 9	W-B/Scranton	7:00pm
Feb. 12	Binghamton	7:00pm
Feb. 13	@ Lehigh Valley	7:05pm
Feb. 17	Portland	7:00pm
Feb. 19	@ Syracuse	7:00pm
Feb. 20	Albany	7:00pm
Feb. 26	St. John's	7:00pm
Feb. 27	@ Lehigh Valley	7:05pm
Feb. 28	@ Hershey	5:00pm
Mar. 4	Toronto	7:00pm
Mar. 5	Springfield	7:00pm
Mar. 6	@ Toronto	3:00pm
Mar. 11	@ Rochester	7:05pm
Mar. 12	@ Albany	5:00pm
Mar. 13	@ Providence	2:05pm
Mar. 18	St. John's	6:00pm
Mar. 19	Albany	6:00pm
Mar. 20	Binghamton	2:00pm
Mar. 23	Syracuse	6:00pm
Mar. 25	Hershey	6:00pm
Mar. 26	@ Binghamton	6:05pm
Mar. 29	Rochester	6:00pm
Apr. 1	Springfield	6:00pm
Apr. 2	@ Binghamton	6:05pm
Apr. 3	Syracuse	2:00pm
Apr. 6	Binghamton	6:00pm
Apr. 9	@ St. John's	6:00pm
Apr. 10	@ St. John's	2:30pm
Apr. 15	Syracuse	6:00pm
Apr. 16	@ Syracuse	6:00pm
Apr. 17	Binghamton	2:00pm

Please note all times are Eastern Standard Time

TRAVIS GREEN

HEAD COACH

Born: December 20, 1970

Birthplace: Castlegar, BC

Residence: Utica, NY

Family: Wife, Sheree; Sons, Blake and Brody; Daughter, Jordyn

Travis Green was named the first Head Coach in Utica Comets history on July 11, 2013 and enters his third season in this capacity. In his second season behind an AHL bench in 2014/15, Green led the team to a 47-20-7-2 record en route to its first North Division championship in franchise history. The Comets finished the regular season with the second highest win (47) and point (103) totals in the AHL. Green went on to lead Utica all the way to the 2015 Calder Cup Final, where they fell four games to one to the Manchester Monarchs.

Prior to joining the Comets, Green spent his entire coaching career in the Western Hockey League (WHL). The 44-year old took over as Head Coach of the Portland Winterhawks, during the 2012-13 season, following the suspension of Head Coach and General Manager, Mike Johnston. Under Green's tutelage the Winterhawks compiled a 37-8-0-2 record, on the way to the WHL Championship Title. The Green-led Winterhawks went on to lose to the Halifax Mooseheads in the Memorial Cup Finals.

Prior to coaching, Green played 14 years in the National Hockey League, as a member of the New York Islanders, Mighty Ducks of Anaheim, Phoenix Coyotes, Toronto Maple Leafs, and Boston Bruins. During his time in the NHL he compiled 193 goals, and 455 total points. His team made the playoffs in seven of the 14 seasons. In the 1989 NHL Entry Draft, the Islanders selected Green in the second round (23rd overall).

Green's best season came during the 1995-96 season with the New York Islanders. That season he notched career-highs in goals scored (25), assists (45), total points (70), and power play goals (14).



TRAVIS GREEN

NOLAN BAUMGARTNER

ASSISTANT COACH

Born: March 23, 1976

Birthplace: Calgary, AB

Residence: Utica, NY


Family: Wife, Liz; Son, Jake

Baumgartner, 39, enters his third season as a Comets Assistant Coach and fourth season as the Canucks primary affiliate's Assistant Coach. Prior to being named Assistant Coach with the Chicago Wolves to start the 2012/13 season, Baumgartner completed a 17-year professional playing career where he served in a leadership role as captain of both the Chicago Wolves and Manitoba Moose.

In 143 career regular season NHL games, Baumgartner recorded 47 points (7-40-47) and 69 penalty minutes with Washington, Chicago, Vancouver, Pittsburgh, Philadelphia and Dallas. The Calgary, AB, native played 878 regular season AHL games, earning 390 points (83-307-390) and 815 penalty minutes. He also accumulated 29 points (4-25-29) and 85 penalty minutes in 86 career Calder Cup playoff outings, including an appearance in the 2009 Calder Cup Final as a member of the Manitoba Moose.

Baumgartner also represented Canada at the World Junior Championships in 1995 and 1996, winning gold at both tournaments and serving as captain in 1996.

Selected 10th overall by the Washington Capitals in the 1994 NHL Entry Draft, Baumgartner was a member of the Memorial Cup championship Kamloops Blazers in 1994 and 1995.



NOLAN BAUMGARTNER



PAUL JERRARD

PAUL JERRARD ASSISTANT COACH

Born: April 20, 1965

Birthplace: Winnipeg, MB

Residence: Utica, NY

Family: Wife, Cheryl; Daughters, Meaghan and Catherine

Paul Jerrard enters his third season as Comets Assistant Coach. He joined the Utica Comets first coaching staff on August 12, 2013.

Prior to joining the Comets, Jerrard spent the last two seasons in the National Hockey League as the Dallas Stars' Assistant Coach. Prior to that, the Winnipeg, Manitoba native spent the previous eight years in the American Hockey League as an Assistant Coach with the Hershey Bears, Iowa Stars, Iowa Chops, and Texas Stars. He helped the Texas Stars reach the AHL Playoffs both years he coached there, including the Stars' run to the Calder Cup Finals in the franchise's inaugural season of 2009-10. Jerrard assisted Texas in posting a cumulative 87-56-17 record during the regular season, and a 16-14 record during the playoffs with Texas. In 2002-03, Jerrard was responsible for video as the Colorado Avalanche's assistant coach. He also coached four years at his alma mater, Lake Superior State University from 1999-2002, as well as the 1997-98 season.

Before coaching, Jerrard spent 10 years as a defenseman in professional hockey. He was drafted in the 1983 NHL Entry Draft by the New York Rangers in the ninth round (173rd overall). He made his National Hockey League debut as a member of the Minnesota North Stars in 1988, and played in five games for Minnesota that season. Jerrard played parts of six seasons with the Kalamazoo Wings of the International Hockey League, and was a member of the 1997 Calder Cup winning Hershey Bears of the AHL.

Jerrard is also C.S.C.S. certified.



IN THE SYSTEM

RICHARD BACHMAN

GOALTENDER CATCHES LEFT 5'10" 178 LBS SALT LAKE CITY, UT JUL. 25, 1987



REGULAR SEASON


SEASON	TEAM	LEA	GPI	MIN	GA	EN	SO	GAA	W	L	T	SVS	PCT
2006.07	Cedar Rapids	USHL	26	1564	78	0	4	2.99	14	10	2	819	.913
	Chicago	USHL	7	359	29	0	0	4.85	2	5	0	230	.888
2007.08	Colorado	NCAA	35	2103	65	0	4	1.85	25	9	1	883	.931
2008.09	Colorado	NCAA	35	2073	91	0	3	2.63	14	11	10	962	.914
2009.10	Idaho	ECHL	35	2028	77	3	4	2.28	22	7	4	775	.910
	Texas	AHL	8	446	16	1	1	2.15	4	4	0	219	.932
2010.11	Dallas	NHL	1	10	0	0	0	0.00	0	0	0	4	1.000
	Texas	AHL	55	3191	117	2	6	2.20	28	19	5	1478	.927
2011.12	Dallas	NHL	18	933	43	0	1	2.77	8	5	1	434	.909
	Texas	AHL	15	844	44	2	2	3.13	7	6	1	347	.887
2012.13	Dallas	NHL	13	609	33	0	0	3.25	6	5	0	255	.885
	Texas	AHL	6	363	14	0	0	2.31	5	1	0	161	.920
2013.14	Edmonton	NHL	3	139	7	0	0	3.02	0	2	1	76	.916
	Oklahoma	AHL	52	3074	153	3	2	2.99	26	19	6	1514	.908
2014.15	Edmonton	NHL	6	317	15	0	1	2.84	3	2	0	153	.911
	Oklahoma	AHL	23	1338	53	1	3	2.38	14	5	3	593	.918
NHL Totals			42	2007	98	0	2	2.93	17	14	2	922	.904

ACQUIRED

Signed as a free agent, July 1, 2015.

MATTHEW BEATTIE

LEFT WING SHOOTS RIGHT 6'3" 175 LBS MORRISTOWN, NJ DEC. 14, 1992



REGULAR SEASON

PLAYOFFS

SEASON	TEAM	LEA	GP	G	A	PTS	PIM	GP	G	A	PTS	PIM
2012.13	Yale	NCAA	15	0	0	0	8	-	-	-	-	-
2013.14	Yale	NCAA	22	4	2	6	17	-	-	-	-	-
2014.15	Yale	NCAA	16	0	3	3	4	-	-	-	-	-

ACQUIRED

Vancouver's seventh round choice, 207th overall in the 2012 NHL Entry Draft.

ALEX BIEGA

DEFENCE SHOOTS RIGHT 5'10" 194 LBS MONTREAL, QC APR. 4, 1988



REGULAR SEASON

PLAYOFFS

SEASON	TEAM	LEA	GP	G	A	PTS	PIM	GP	G	A	PTS	PIM
2006.07	Harvard	NCAA	33	6	12	18	36	-	-	-	-	-
2007.08	Harvard	NCAA	34	3	19	22	28	-	-	-	-	-
2008.09	Harvard	NCAA	31	4	16	20	46	-	-	-	-	-
2009.10	Harvard	NCAA	33	2	8	10	30	-	-	-	-	-
2010.11	Portland	AHL	61	3	15	18	52	12	1	1	2	6
2011.12	Rochester	AHL	65	5	18	23	47	2	0	2	2	6
2012.13	Rochester	AHL	72	5	20	25	59	3	0	2	2	2
2013.14	Utica	AHL	73	3	19	22	53	-	-	-	-	-
2014.15	Vancouver	NHL	7	1	0	1	0	-	-	-	-	-
	Utica	AHL	62	3	16	19	24	23	0	4	4	16

VANCOUVER/NHL Totals

7 1 0 1 0 - - - - -

ACQUIRED

Signed as a free agent, July 5, 2013.

LUDWIG BLOMSTRAND

LEFT WING SHOOTS LEFT 6'1" 198 LBS UPPSALA, SWEDEN MAR. 8, 1993

REGULAR SEASON PLAYOFFS

SEASON	TEAM	LEA	GP	G	A	PTS	PIM	GP	G	A	PTS	PIM
2011.12	Djurgardens	SEL	18	0	1	1	4	-	-	-	-	-
2012.13	Djurgardens	Swe-1	14	0	0	0	8	-	-	-	-	-
	Almtuna	Swe-1	30	13	6	19	12	-	-	-	-	-
	Chicago	AHL	8	1	1	2	2	-	-	-	-	-
2013.14	Utica	AHL	7	0	0	0	2	-	-	-	-	-
2014.15	Kalamazoo	ECHL	46	14	13	27	14	5	1	1	2	0
	Kalamazoo	ECHL	53	33	12	45	32	5	2	1	3	4

ACQUIRED

Vancouver's fourth round choice, 120th overall in the 2011 NHL Entry Draft.



THE PLAYERS

BROCK BOESER


RIGHT WING SHOOTS RIGHT 6'1" 191 LBS BURNSVILLE, MN FEB. 25, 1997

REGULAR SEASON PLAYOFFS

SEASON	TEAM	LEA	GP	G	A	PTS	PIM	GP	G	A	PTS	PIM
2013.14	Sioux City	USHL	8	3	1	4	2	-	-	-	-	-
2014.15	Waterloo	USHL	57	35	33	68	30	-	-	-	-	-

ACQUIRED

Vancouver's first round choice, 23rd overall in the 2015 NHL Entry Draft.



GUILLAUME BRISEBOIS


DEFENCE SHOOTS LEFT 6'2" 178 LBS ST. HILAIRE, QC JUL. 21, 1997

REGULAR SEASON PLAYOFFS

SEASON	TEAM	LEA	GP	G	A	PTS	PIM	GP	G	A	PTS	PIM
2013.14	Acadie-Bathurst	QMJHL	60	3	16	19	26	4	1	2	3	2
2014.15	Acadie-Bathurst	QMJHL	63	4	24	28	34	-	-	-	-	-


ACQUIRED

Vancouver's third round choice, 66th overall in the 2015 NHL Entry Draft.



JOE CANNATA

GOALTENDER CATCHES LEFT 6'1" 200 LBS WAKEFIELD, MA JAN. 2, 1990



REGULAR SEASON

SEASON	TEAM	LEA	GPI	MIN	GA	SO	GAA	W	L	T	SVS	PCT
2007.08	USNTDP U-18	NAHL	5	307	12	0	2.35	3	1	1	128	.914
2008.09	Merrimack	NCAA	23	1,353	53	2	2.35	7	11	4	595	.918
2009.10	Merrimack	NCAA	24	1,362	69	2	3.04	10	13	1	633	.902
2010.11	Merrimack	NCAA	39	2,252	93	1	2.48	25	10	4	947	.911
2011.12	Merrimack	NCAA	36	2,179	79	2	2.18	17	12	7	977	.925
	Chicago	AHL	1	60	2	0	2.00	1	0	0	38	.950
2012.13	Chicago	AHL	14	747	33	0	2.65	6	6	0	344	.912
	Kalamazoo	ECHL	7	419	23	0	3.29	3	4	0	218	.905
2013.14	Utica	AHL	28	1,484	70	0	2.83	11	12	1	686	.907
2014.15	Ontario	ECHL	21	1,249	42	1	2.02	12	6	2	535	.927
	Utica	AHL	5	302	10	0	1.99	3	2	0	137	.932

ACQUIRED

Vancouver's sixth round choice, 173rd overall in the 2009 NHL Entry Draft.

COLE CASSELS

CENTRE SHOOTS RIGHT 6'0" 187 LBS COLUMBUS, OH MAY 4, 1995



REGULAR SEASON

PLAYOFFS

SEASON	TEAM	LEA	GP	G	A	PTS	PIM	GP	G	A	PTS	PIM
2011.12	Oshawa	OHL	64	3	8	11	31	6	1	0	1	6
2012.13	Oshawa	OHL	64	15	28	43	61	9	1	0	1	14
2013.14	Oshawa	OHL	61	24	49	73	90	12	6	11	17	16
2014.15	Oshawa	OHL	54	30	51	81	100	21	10	21	31	14

ACQUIRED

Vancouver's third round choice, 85th overall in the 2013 NHL Entry Draft.

ANTON CEDERHOLM

DEFENCE SHOOTS LEFT 6'2" 213 LBS HELSINGBORG, SWEDEN FEB. 21, 1995



REGULAR SEASON

PLAYOFFS

SEASON	TEAM	LEA	GP	G	A	PTS	PIM	GP	G	A	PTS	PIM
2009.10	Jonstorp U18	Swe-U18	12	1	3	4	14	-	-	-	-	-
	Jonstorp Jr.	Swe-Jr.	3	0	0	0	4	-	-	-	-	-
2010.11	Rogle U18	Swe-U18	31	4	8	12	18	4	0	1	1	2
	Rogle Jr.	Swe-Jr.	2	0	0	0	0	-	-	-	-	-
2011.12	Rogle U18	Swe-U18	8	1	3	4	45	-	-	-	-	-
	Rogle Jr.	Swe-Jr.	41	3	5	8	71	-	-	-	-	-
2012.13	Rogle U18	Swe-U18	8	0	1	1	10	3	0	1	1	6
	Rogle Jr.	Swe-Jr.	36	5	8	13	64	2	0	0	0	0
	Rogle	SWE	12	0	0	0	6	-	-	-	-	-
2013.14	Portland	WHL	71	4	12	16	95	21	2	3	5	16
2014.15	Portland	WHL	68	9	10	19	84	17	1	1	2	6

ACQUIRED

Vancouver's fifth round choice, 145th overall in the 2013 NHL Entry Draft.


RIGHT WING SHOOTS RIGHT 6'3" 212 LBS PRINCE ALBERT, SK JUL. 15, 1985

REGULAR SEASON

SEASON	TEAM	LEA	GP	G	A	PTS	PIM	GP	G	A	PTS	PIM
2002.03	Kootenay	WHL	67	7	4	11	37	11	0	0	0	2
2003.04	Kootenay	WHL	72	26	35	61	63	4	1	1	2	2
2004.05	Kootenay	WHL	72	19	29	48	65	16	8	8	16	6
2005.06	Kootenay	WHL	72	42	51	93	85	6	1	4	5	6
2005.06	Omaha	AHL	6	1	2	3	2	-	-	-	-	-
2006.07	Las Vegas	ECHL	31	8	14	22	35	8	3	3	6	6
2007.08	Las Vegas	ECHL	61	29	30	59	47	21	9	13	22	4
	Quad City	AHL	4	1	0	1	0	-	-	-	-	-
2008.09	Quad City	AHL	79	10	16	26	36	-	-	-	-	-
2009.10	Peoria	AHL	76	17	21	38	40	-	-	-	-	-
2010.11	St. Louis	NHL	24	3	4	7	8	-	-	-	-	-
	Peoria	AHL	61	6	19	25	54	4	2	0	2	0
2011.12	St. Louis	NHL	2	1	0	1	0	-	-	-	-	-
	Peoria	AHL	72	23	26	49	54	-	-	-	-	-
2012.13	St. Louis	NHL	20	2	4	6	4	5	0	0	0	0
	Peoria	AHL	49	17	16	33	26	-	-	-	-	-
2013.14	St. Louis	NHL	19	0	2	2	2	5	1	0	1	2
	Chicago	AHL	28	12	13	25	8	7	3	1	4	2
2014.15	Columbus Blue	NHL	17	0	1	1	2	-	-	-	-	-
	Springfield	AHL	18	3	4	7	2	-	-	-	-	-
	Chicago	AHL	22	7	6	13	8	5	1	0	1	4
NHL TOTALS			82	6	11	17	14	10	1	0	1	2

ACQUIRED

Signed as a free agent, August 26, 2015.



THATCHER DEMKO


GOALTENDER CATCHES LEFT 6'3" 191 LBS SAN DIEGO, CA DEC. 8, 1995

REGULAR SEASON PLAYOFFS

SEASON	TEAM	LEA	GPI	MIN	GA	EN	SO	GAA	W	L	T	SVS	PCT
2011.12	Omaha Lancers	USHL	15	754	36	0	1	2.87	9	3	0	322	.899
2012.13	U.S. National Dvlp.	USHL	19	1059	39	0	1	2.21	15	3	0	360	.902
2013.14	Boston College	NCAA	24	1446	54	0	2	2.24	16	5	3	611	.919
2014.15	Boston College	NCAA	35	2107	77	0	1	2.19	19	13	3	950	.925


ACQUIRED

Vancouver's second round choice, 36th overall in the 2014 NHL Entry Draft.



TAYLOR FEDUN

DEFENCE SHOOTS RIGHT 6'0" 199 LBS EDMONTON, AB JUN. 4, 1988



REGULAR SEASON								PLAYOFFS				
SEASON	TEAM	LEA	GP	G	A	PTS	PIM	GP	G	A	PTS	PIM
2004.05	Fort Saskatchewan	AJHL	1	0	1	1	0	-	-	-	-	-
2005.06	Fort Saskatchewan	AJHL	60	13	18	31	72	-	-	-	-	-
2006.07	Spruce Grove	AJHL	50	10	33	43	2	10	3	5	8	0
2007.08	Princeton	ECAC	32	4	10	14	32	-	-	-	-	-
2008.09	Princeton	ECAC	35	3	12	15	50	-	-	-	-	-
2009.10	Princeton	ECAC	31	3	14	17	34	-	-	-	-	-
2010.11	Princeton	ECAC	29	10	12	22	38	-	-	-	-	-
2012.13	Oklahoma City	AHL	70	8	19	27	30	17	3	3	6	6
2013.14	Edmonton	NHL	4	2	0	2	0	-	-	-	-	-
	Oklahoma City	AHL	65	10	28	38	51	3	0	1	1	4
2014.15	San Jose	NHL	7	0	4	4	4	-	-	-	-	-
	Worcester	AHL	65	6	28	34	37	4	1	0	1	6
NHL TOTALS			11	2	4	6	4	-	-	-	-	-

ACQUIRED

Signed as a free agent, July 1, 2015.

DANE FOX

RIGHT WING SHOOTS LEFT 6'0" 183 LBS CHATHAM, ON OCT. 13, 1993



REGULAR SEASON								PLAYOFFS				
SEASON	TEAM	LEA	GP	G	A	PTS	PIM	GP	G	A	PTS	PIM
2009.10	London	OHL	26	1	6	7	13	2	0	1	1	0
2010.11	London	OHL	51	11	12	23	55	6	1	0	1	6
2011.12	London	OHL	34	13	19	32	54	–	–	–	–	–
	Erie	OHL	28	10	12	22	33	–	–	–	–	–
2012.13	Erie	OHL	37	19	17	36	78	–	–	–	–	–
2013.14	Erie	OHL	67	64	43	107	122	14	8	11	19	26
2014.15	Kalamazoo	ECHL	70	30	15	45	110	3	0	1	1	4

ACQUIRED

Signed as a free agent, December 28, 2013.

ALEX FRIESEN

CENTRE SHOOTS LEFT 5'10" 185 LBS NIAGARA-ON-THE-LAKE, ON JAN. 30, 1991



		REGULAR SEASON						PLAYOFFS					
SEASON	TEAM	LEA	GP	G	A	PTS	PIM	GP	G	A	PTS	PIM	
2007.08	Niagara	OHL	46	5	9	14	26	10	0	2	2	6	
2008.09	Niagara	OHL	64	11	22	33	94	12	3	7	10	25	
2009.10	Niagara	OHL	60	23	37	60	94	5	1	6	7	8	
2010.11	Niagara	OHL	60	26	40	66	61	14	2	8	10	19	
2011.12	Niagara	OHL	62	26	45	71	106	20	8	14	22	18	
2012.13	Chicago	AHL	42	1	4	5	22	-	-	-	-	-	
	Kalamazoo	ECHL	10	0	4	4	2	-	-	-	-	-	
2013.14	Utica	AHL	54	6	14	20	32	-	-	-	-	-	
2014.15	Utica	AHL	60	10	20	30	57	23	4	6	10	12	

ACQUIRED

Vancouver's sixth round choice, 172nd overall in the 2010 NHL Entry Draft.

CENTRE **SHOOTS RIGHT** **6'1"** **170 LBS** **BRAINTREE, MA** **OCT. 3, 1996**

REGULAR SEASON PLAYOFFS

SEASON	TEAM	LEA	GP	G	A	PTS	PIM	GP	G	A	PTS	PIM
2014.15	Cedar Rapids	USHL	50	13	17	30	55	3	0	0	0	4

ACQUIRED

Vancouver's fifth round choice, 149th overall in the 2015 NHL Entry Draft.



BRENDAN GAUNCE

CENTRE **SHOOTS LEFT** **6'2"** **210 LBS** **MARKHAM, ON** **MAR. 25, 1994**

REGULAR SEASON PLAYOFFS

SEASON	TEAM	LEA	GP	G	A	PTS	PIM	GP	G	A	PTS	PIM
2009.10	Markham	OJHL	1	0	0	0	0	—	—	—	—	—
2010.11	Belleville	OHL	65	11	25	36	40	4	0	0	0	4
2011.12	Belleville	OHL	68	28	40	68	68	6	1	2	3	2
2012.13	Belleville	OHL	60	33	27	60	44	17	8	14	22	10
2013.14	Erie	OHL	43	21	25	46	32	14	5	11	16	16
2014.15	Utica	AHL	74	11	18	29	31	21	4	5	9	12

ACQUIRED

Vancouver's first round choice, 26th overall in the 2012 NHL Entry Draft.



ALEXANDRE GRENIER

RIGHT WING **SHOOTS RIGHT** **6'4"** **211 LBS** **LAVAL, QC** **SEPT. 5, 1991**

REGULAR SEASON PLAYOFFS

SEASON	TEAM	LEA	GP	G	A	PTS	PIM	GP	G	A	PTS	PIM
2009.10	St. Jerome Panthers	QJHL	51	26	28	54	63	—	—	—	—	—
2010.11	Quebec	QMJHL	31	9	15	24	6	15	8	8	16	4
2011.12	Halifax	QMJHL	64	25	39	64	42	17	4	12	16	19
2012.13	Chicago	AHL	4	0	0	0	2	—	—	—	—	—
	Salzburg	AUS	25	5	8	13	21	—	—	—	—	—
	Kalamazoo	ECHL	37	10	21	31	51	—	—	—	—	—
2013.14	Utica	AHL	68	17	22	39	56	—	—	—	—	—
2014.15	Utica	AHL	67	17	26	43	71	23	6	9	15	25


ACQUIRED

Vancouver's third round choice, 90th overall in the 2011 NHL Entry Draft.



BEN HUTTON

DEFENCE SHOOTS LEFT 6'3" 208 LBS PRESCOTT, ON APR. 20, 1993



		REGULAR SEASON							PLAYOFFS				
SEASON	TEAM	LEA	GP	G	A	PTS	PIM		GP	G	A	PTS	PIM
2008.09	Kemptville	CJHL	4	0	0	0	0		-	-	-	-	-
2009.10	Kemptville	CJHL	60	16	18	34	6		4	0	0	0	2
2010.11	Kemptville	CCHL	61	8	27	35	28		-	-	-	-	-
2011.12	Kemptville	CCHL	35	7	20	27	25		-	-	-	-	-
	Nepean	CCHL	22	4	12	16	6		18	5	8	13	6
2012.13	Maine	NCAA	34	4	11	15	18		-	-	-	-	-
2013.14	Maine	NCAA	35	15	14	29	8		-	-	-	-	-
2014.15	Maine	NCAA	39	9	12	21	14		-	-	-	-	-
	Utica	AHL	4	1	0	1	2		-	-	-	-	-

ACQUIRED

Vancouver's fifth round choice, 147th overall in the 2012 NHL Entry Draft.

LUKAS JASEK

RIGHT WING SHOOTS RIGHT 6'0" 165 LBS TRINEC, CZE AUG. 28, 1997



		REGULAR SEASON							PLAYOFFS				
SEASON	TEAM	LEA	GP	G	A	PTS	PIM		GP	G	A	PTS	PIM
2014.15	Trinec Ocelari	Czech	27	0	2	2	4		-	-	-	-	-

ACQUIRED

Vancouver's sixth round choice, 174th overall in the 2015 NHL Entry Draft.

NICKLAS JENSEN

LEFT WING SHOOTS LEFT 6'3" 217 LBS HERNING, DENMARK MAR. 6, 1993



		REGULAR SEASON							PLAYOFFS				
SEASON	TEAM	LEA	GP	G	A	PTS	PIM		GP	G	A	PTS	PIM
2009.10	Herning	DEN	34	12	14	26	28		10	6	4	10	8
2010.11	Oshawa	OHL	61	29	29	58	42		10	7	4	11	2
2011.12	Chicago	AHL	6	4	0	4	6		2	2	0	2	0
	Oshawa	OHL	57	25	33	58	29		6	1	4	5	0
2012.13	Vancouver	NHL	2	0	0	0	0		-	-	-	-	-
	Chicago	AHL	20	2	2	4	8		-	-	-	-	-
	AIK	SEL	50	17	6	23	16		-	-	-	-	-
2013.14	Vancouver	NHL	17	3	3	6	10		-	-	-	-	-
	Utica	AHL	54	15	6	21	26		-	-	-	-	-
2014.15	Vancouver	NHL	5	0	0	0	0		-	-	-	-	-
	Utica	AHL	59	14	14	28	39		18	4	1	5	10
VANCOUVER/NHL TOTALS			24	3	3	6	10		-	-	-	-	-

ACQUIRED

Vancouver's first round choice, 29th overall in the 2011 NHL Entry Draft.

BLAIR JONES

CENTRE SHOOTS RIGHT 6'3" 220 LBS CENTRAL BUTTE, SK SEPT. 27, 1986

REGULAR SEASON PLAYOFFS

SEASON	TEAM	LEA	GP	G	A	PTS	PIM	GP	G	A	PTS	PIM
2002.03	Red Deer	WHL	37	3	4	7	17	10	1	0	1	0
2003.04	Red Deer	WHL	72	9	22	31	55	19	1	5	6	24
2004.05	Red Deer	WHL	39	7	18	25	48	-	-	-	-	-
	Moose Jaw	WHL	29	7	18	25	30	5	2	5	7	8
2005.06	Moose Jaw	WHL	72	35	50	85	85	22	9	12	21	45
2006.07	Tampa Bay	NHL	20	1	2	3	2	-	-	-	-	-
	Springfield	AHL	45	5	16	21	36	-	-	-	-	-
2007.08	Tampa Bay	NHL	4	0	0	0	0	-	-	-	-	-
	Norfolk	AHL	75	14	28	4	50	-	-	-	-	-
2008.09	Norfolk	AHL	80	20	34	54	61	-	-	-	-	-
2009.10	Tampa Bay	NHL	14	0	0	0	10	-	-	-	-	-
	Norfolk	AHL	63	9	21	30	27	-	-	-	-	-
2010.11	Tampa Bay	NHL	18	1	2	3	2	7	0	0	0	2
	Norfolk	AHL	56	24	31	55	75	4	1	0	1	8
2011.12	Tampa Bay	NHL	22	2	2	4	10	-	-	-	-	-
	Calgary	NHL	21	1	3	4	8	-	-	-	-	-
	Norfolk	AHL	5	2	2	4	16	-	-	-	-	-
2012.13	Calgary	NHL	15	0	1	1	10	-	-	-	-	-
	Abbotsford	AHL	21	3	4	7	23	-	-	-	-	-
2013.14	Calgary	NHL	14	2	0	2	21	-	-	-	-	-
	Abbotsford	AHL	38	17	21	38	47	4	0	1	1	6
2014.15	Philadelphia	NHL	4	0	0	0	2	-	-	-	-	-
	Lehigh Valley	AHL	33	9	12	21	46	-	-	-	-	-
NHL TOTALS			132	7	10	17	65	7	0	0	0	2

ACQUIRED

Signed as a free agent, July 3, 2015.



THE PLAYERS

JOSEPH LABATE


CENTRE SHOOTS LEFT 6'5" 210 LBS EAGAN, MN APR. 16, 1993

REGULAR SEASON PLAYOFFS

SEASON	TEAM	LEA	GP	G	A	PTS	PIM	GP	G	A	PTS	PIM
2011.12	Wisconsin	NCAA	37	5	15	20	24	-	-	-	-	-
2012.13	Wisconsin	NCAA	41	9	14	23	51	-	-	-	-	-
2013.14	Wisconsin	NCAA	37	11	11	22	22	-	-	-	-	-
2014.15	Wisconsin	NCAA	35	6	12	18	46	-	-	-	-	-
	Utica	AHL	2	0	0	0	2	-	-	-	-	-


ACQUIRED

Vancouver's fourth round choice, 101st overall in the 2011 NHL Entry Draft.



JARED MCCANN

CENTRE SHOOTS LEFT 6'1" 187 LBS LONDON, ON MAY 31, 1996



REGULAR SEASON								PLAYOFFS				
SEASON	TEAM	LEA	GP	G	A	PTS	PIM	GP	G	A	PTS	PIM
2012.13	Sault Ste. Marie	OHL	64	21	23	44	35	1	0	0	0	0
2013.14	Sault Ste. Marie	OHL	64	27	35	62	51	9	2	5	7	4
2014.15	Sault Ste. Marie	OHL	56	34	47	81	27	14	6	10	16	12

ACQUIRED

Vancouver's first round choice, 24th overall in the 2014 NHL Entry Draft.

EVAN MCENENY

DEFENCE SHOOTS LEFT 6'2" 211 LBS HAMILTON, ON MAY 22, 1994




REGULAR SEASON								PLAYOFFS				
SEASON	TEAM	LEA	GP	G	A	PTS	PIM	GP	G	A	PTS	PIM
2009.10	Burlington	OJHL	4	0	1	1	0	-	-	-	-	-
2010.11	Kitchener	OHL	44	0	4	4	14	4	0	0	0	0
2011.12	Kitchener	OHL	2	0	2	2	4	-	-	-	-	-
2012.13	Kitchener	OHL	65	6	28	34	42	10	1	3	4	14
2013.14	Kitchener	OHL	15	2	5	7	23	-	-	-	-	-
	Kingston	OHL	46	5	30	35	55	7	1	1	2	6
	Utica	AHL	1	0	0	0	2	-	-	-	-	-
2014.15	Kingston	OHL	68	9	36	45	71	4	1	1	2	0

ACQUIRED

Signed as a free agent, September 13, 2012.

CARL NEILL

DEFENCE SHOOTS RIGHT 6'1" 205 LBS BLAINVILLE, QC JUL. 6, 1996



		REGULAR SEASON						PLAYOFFS				
SEASON	TEAM	LEA	GP	G	A	PTS	PIM	GP	G	A	PTS	PIM
2012.13	Sherbrooke	QMJHL	61	3	17	20	30	4	1	1	2	8
2013.14	Sherbrooke	QMJHL	65	4	18	22	58	-	-	-	-	-
2014.15	Sherbrooke	QMJHL	63	14	26	40	77	6	1	5	6	4

ACQUIRED

Vancouver's fifth round choice, 144th overall in the 2015 NHL Entry Draft.

TATE OLSON

DEFENCE SHOOTS LEFT 6'2" 184 LBS SASKATOON, SK MAR. 21, 1997

REGULAR SEASON PLAYOFFS

SEASON	TEAM	LEA	GP	G	A	PTS	PIM	GP	G	A	PTS	PIM
2013.14	Prince George	WHL	52	2	8	10	17	-	-	-	-	-
2014.15	Prince George	WHL	68	5	19	24	69	5	3	0	3	0

ACQUIRED

Vancouver's seventh round choice, 210th overall in the 2015 NHL Entry Draft.



THE PLAYERS

ANDREY PEDAN


DEFENCE SHOOTS LEFT 6'5" 217 LBS MOSCOW, RUSSIA JUL. 3, 1993

REGULAR SEASON PLAYOFFS

SEASON	TEAM	LEA	GP	G	A	PTS	PIM	GP	G	A	PTS	PIM
2009.10	Burlington	OJHL	4	0	1	1	0	-	-	-	-	-
2010.11	Guelph	OHL	51	2	10	12	89	6	0	8	8	8
2011.12	Guelph	OHL	63	10	30	40	152	6	1	3	4	14
2012.13	Guelph	OHL	60	14	30	44	145	5	3	1	4	16
	Bridgeport	AHL	8	0	2	2	7	-	-	-	-	-
2013.14	Bridgeport	AHL	28	5	5	10	43	-	-	-	-	-
	Stockton	ECHL	5	0	0	0	6	2	0	0	0	0
2014.15	Bridgeport	AHL	6	0	3	3	51	-	-	-	-	-
	Stockton	ECHL	2	0	1	1	2	-	-	-	-	-
	Utica	AHL	42	3	11	14	70	-	-	-	-	-

ACQUIRED

From the New York Islanders in exchange for Alexandre Mallet and a 2016 third-round selection, November 25, 2014.



KYLE PETTIT

CENTRE SHOOTS LEFT 6'5" 189 LBS KOMOKA, ON JAN. 19, 1996

REGULAR SEASON PLAYOFFS

SEASON	TEAM	LEA	GP	G	A	PTS	PIM	GP	G	A	PTS	PIM
2012.13	Erie	OHL	67	3	3	6	21	-	-	-	-	-
2013.14	Erie	OHL	53	5	5	10	24	9	0	0	0	2
2014.15	Erie	OHL	60	16	11	27	10	3	0	0	0	2


ACQUIRED

Vancouver's sixth round choice, 156th overall in the 2014 NHL Entry Draft.



ASHTON SAUTNER

DEFENCE SHOOTS LEFT 6'1" 181 LBS FLAXCOMBE, SK MAY 27, 1994



		REGULAR SEASON							PLAYOFFS				
SEASON	TEAM	LEA	GP	G	A	PTS	PIM		GP	G	A	PTS	PIM
2011.12	Edmonton	WHL	59	2	10	12	38		19	0	2	2	10
2012.13	Edmonton	WHL	62	2	10	12	28		14	3	2	5	10
2013.14	Edmonton	WHL	72	8	34	42	26		20	3	9	12	8
2014.15	Edmonton	WHL	72	12	39	51	38		5	0	1	1	6

ACQUIRED

Signed as a free agent, March 14, 2015.

HUNTER SHINKARUK

CENTRE SHOOTS LEFT 5'11" 184 LBS CALGARY, AB OCT. 13, 1994




		REGULAR SEASON							PLAYOFFS				
SEASON	TEAM	LEA	GP	G	A	PTS	PIM		GP	G	A	PTS	PIM
2010.11	Medicine Hat	WHL	63	14	28	42	24		14	4	5	9	0
2011.12	Medicine Hat	WHL	66	49	42	91	38		8	2	9	11	6
2012.13	Medicine Hat	WHL	64	37	49	86	44		8	3	3	6	8
2013.14	Medicine Hat	WHL	18	5	11	16	29		—	—	—	—	—
2014.15	Utica	AHL	74	16	15	31	28		23	4	2	6	4

ACQUIRED

Vancouver's first round choice, 24th overall in the 2013 NHL Entry Draft.

MACKENZE STEWART

DEFENCE SHOOTS LEFT 6'4" 223 LBS CALGARY, AB AUG. 10, 1995



		REGULAR SEASON							PLAYOFFS				
SEASON	TEAM	LEA	GP	G	A	PTS	PIM		GP	G	A	PTS	PIM
2012.13	Prince Albert	WHL	6	0	0	0	2		—	—	—	—	—
	Calgary	AJHL	33	1	4	5	65		3	0	0	0	17
2013.14	Prince Albert	WHL	55	5	4	9	69		4	0	1	1	2
2014.15	Prince Albert	WHL	66	5	6	11	114		—	—	—	—	—

ACQUIRED

Vancouver's seventh round choice, 186th overall in the 2014 NHL Entry Draft.


DEFENCE SHOOTS RIGHT 5'9" 179 LBS REXDALE, ON MAR. 3, 1995

REGULAR SEASON PLAYOFFS

SEASON	TEAM	LEA	GP	G	A	PTS	PIM	GP	G	A	PTS	PIM
2011.12	Belleville	OHL	56	5	15	20	31	5	0	0	0	4
2012.13	Belleville	OHL	68	15	36	51	47	17	2	3	5	20
2013.14	Belleville	OHL	66	12	30	42	63	-	-	-	-	-
2014.15	Belleville	OHL	63	25	27	52	62	4	3	0	3	2

ACQUIRED

Vancouver's fourth round choice, 115th overall in the 2013 NHL Entry Draft.



NIKITA TRYAMKIN


DEFENCE SHOOTS LEFT 6'7" 229 LBS YEKATERINBURG, RUSSIA AUG. 30, 1994

REGULAR SEASON PLAYOFFS

SEASON	TEAM	LEA	GP	G	A	PTS	PIM	GP	G	A	PTS	PIM
2012.13	Yekaterinburg	KHL	32	3	1	4	12	-	-	-	-	-
2013.14	Yekaterinburg	KHL	45	1	6	7	38	4	0	0	0	2
2014.15	Yekaterinburg	KHL	58	1	5	6	37	5	0	0	0	12

ACQUIRED

Vancouver's third round choice, 66th overall in the 2014 NHL Entry Draft.



JAKE VIRTANEN


RIGHT WING SHOOTS RIGHT 6'1" 213 LBS ABBOTSFORD, BC AUG. 17, 1996

REGULAR SEASON PLAYOFFS

SEASON	TEAM	LEA	GP	G	A	PTS	PIM	GP	G	A	PTS	PIM
2011.12	Calgary	WHL	9	3	1	4	4	5	0	0	0	4
2012.13	Calgary	WHL	62	16	18	34	67	15	2	4	6	27
2013.14	Calgary	WHL	71	45	26	71	100	6	1	3	4	4
2014.15	Calgary	WHL	50	21	31	52	82	14	5	8	13	28
	Utica	AHL	-	-	-	-	-	10	0	1	1	6

ACQUIRED

Vancouver's first round choice, 6th overall in the 2014 NHL Entry Draft.



MIKE WILLIAMSON

DEFENCE SHOOTS LEFT 6'3" 187 LBS LEDUC, AB SEPT. 5, 1993



REGULAR SEASON

PLAYOFFS

SEASON	TEAM	LEA	GP	G	A	PTS	PIM	GP	G	A	PTS	PIM
2009.10	Drayton Valley	AJHL	4	0	0	0	0	-	-	-	-	-
2010.11	Spruce Grove	AJHL	1	0	0	0	2	-	-	-	-	-
2011.12	Spruce Grove	AJHL	41	9	9	18	73	11	4	2	6	14
2012.13	Spruce Grove	AJHL	23	1	10	11	35	15	1	3	4	21
2013.14	Pennsylvania State	NCAA	27	2	4	6	38	-	-	-	-	-
2014.15	Pennsylvania State	NCAA	16	1	1	2	8	-	-	-	-	-

ACQUIRED

Vancouver's sixth round choice, 175th overall in the 2013 NHL Entry Draft.

DMITRY ZHUKENOV

CENTRE SHOOTS RIGHT 5'11" 175 LBS OMSK, RUSSIA MAR. 24, 1997



REGULAR SEASON

PLAYOFFS

SEASON	TEAM	LEA	GP	G	A	PTS	PIM	GP	G	A	PTS	PIM
2014.15	OMSK 2	AJHL	35	3	16	19	42	-	-	-	-	-

ACQUIRED

Vancouver's fourth round choice, 114th overall in the 2015 NHL Entry Draft.



REVIEW

2015.16 TRAINING CAMP ROSTER

DEFENCEMEN

PLAYER	POS	HT	WT	HOMETOWN	DATE	2014.15 CLUB	GP	G	A	PTS	PIM
44 Bartkowski, Matt	D	6'1"	196	Pittsburgh, PA	Jun. 4, 1988	Boston	47	0	4	4	37
55 Biega, Alex	D	5'10"	191	Montreal, QC	Apr. 4, 1988	Vancouver	7	1	0	1	0
						Utica	62	3	16	19	24
54 Brisebois, Guillaume	D	6'2"	175	St. Hilaire, QC	Jul. 21, 1997	Acadie-Bathurst	63	4	24	28	34
26 Corrado, Frank	D	6'2"	191	Toronto, ON	Mar. 26, 1993	Vancouver	10	1	0	1	0
						Utica	35	7	9	16	31
57 Cederholm, Anton	D	6'2"	209	Helsingborg, SWE	Feb. 21, 1995	Portland	68	9	10	19	84
23 Edler, Alex	D	6'3"	215	Ostersund, SWE	Apr. 21, 1986	Vancouver	74	8	23	31	54
73 Ehrhardt, Travis	D	5'11"	204	Calgary, AB	Apr. 12, 1989	Utica	41	3	4	7	22
58 Fedun, Taylor	D	6'0"	198	Edmonton, AB	Jun. 4, 1988	San Jose	7	0	4	4	4
						Worcester	65	6	28	34	37
2 Hamhuis, Dan	D	6'1"	209	Smithers, BC	Dec. 13, 1982	Vancouver	59	1	22	23	44
60 Hutton, Ben	D	6'3"	200	Prescott, ON	Apr. 20, 1993	U. of Maine	39	9	12	21	14
						Utica	4	1	0	1	2
61 McEneny, Evan	D	6'3"	214	Hamilton, ON	May 22, 1994	Kingston	68	9	36	45	71
65 Neill, Carl	D	6'3"	206	Blainville, QC	Jul. 6, 1996	Sherbrooke	63	14	26	40	77
39 Negrin, John	D	6'2"	202	West Vancouver, BC	Mar. 25, 1989	Utica	35	0	3	3	2
						Kalamazoo	5	0	3	3	2
64 Olson, Tate	D	6'3"	174	Saskatoon, SK	Mar. 21, 1997	Prince George	68	5	19	24	69
29 Pedan, Andrey	D	6'4"	211	Moscow, RUS	Jul. 3, 1993	Utica	42	3	11	14	70
						Bridgeport	6	0	3	3	51
						Stockton	2	0	1	1	2
59 Sautner, Ashton	D	6'0"	192	Flaxcombe, SK	May 27, 1994	Edmonton	72	12	39	51	38
5 Sbisà, Luca	D	6'2"	198	Ozieri, ITA	Jan. 30, 1990	Vancouver	76	3	8	11	46
67 Subban, Jordan	D	5'9"	178	Rexdale, ON	Mar. 3, 1995	Belleville	63	25	27	52	62
8 Tanev, Chris	D	6'2"	185	Toronto, ON	Dec. 20, 1989	Vancouver	70	2	18	20	12
6 Weber, Yannick	D	5'11"	200	Morges, SUI	Sep. 23, 1988	Vancouver	65	11	10	21	30

GOALTENDERS

PLAYER	HT	WT	HOMETOWN	DATE	2014.15 CLUB	GPI	W	L	T/OT	MIN	GA	SO	AVG
34 Cannata, Joe	6'1"	200	Wakefield, MA	Jan. 2, 1990	Utica	5	3	2	0	302	10	0	1.99
					Ontario	21	12	6	2	1,249	42	1	2.02
32 Bachman, Richard	5'10"	183	Salt Lake City, UT	Jul. 25, 1987	Edmonton	6	3	2	0	317	15	1	2.84
					Oklahoma City	23	14	5	3	1,338	53	3	2.38
25 Markstrom, Jacob	6'6"	196	Gavle, SWE	Jan. 31, 1990	Vancouver	3	1	1	0	78	4	0	3.08
					Utica	32	22	7	2	1,880	59	5	1.88
30 Miller, Ryan	6'2"	168	East Lansing, MI	Jul. 17, 1980	Vancouver	45	29	15	1	2,542	107	6	2.53
76 Witt, Clay	6'2"	200	Brandon, FL	Aug. 24, 1991	Northeastern	23	11	10	2	1,401	66	1	2.83

2015.16 TRAINING CAMP ROSTER

FORWARDS

PLAYER	POS	HT	WT	HOMETOWN	DATE	2014.15 CLUB	GP	G	A	PTS	PIM
47 Baertschi, Sven	LW	5'11"	190	Bern, SUI	Oct. 5, 1992	Vancouver	3	2	0	2	4
						Calgary	15	0	4	4	6
						Utica	15	7	8	15	4
						Adirondack	36	8	17	25	6
63 Bancks, Carter	LW	5'11"	180	Marysville, BC	Aug. 9, 1989	Utica	57	6	8	14	44
14 Burrows, Alex	LW	6'0"	188	Pincourt, QC	Apr. 11, 1981	Vancouver	70	18	15	33	68
52 Cassels, Cole	C	6'1"	184	Columbus, OH	May 4, 1995	Oshawa	54	30	51	81	100
73 Cracknell, Adam	RW	6'1"	216	Prince Albert, SK	Jul. 15, 1985	Springfield	18	3	4	7	2
						Chicago	22	7	6	13	8
15 Dorsett, Derek	RW	6'0"	192	Kindersley, SK	Dec. 20, 1986	Vancouver	79	7	18	25	175
45 Fox, Dane	C	6'0"	185	Chatham, ON	Oct. 13, 1993	Kalamazoo	70	30	15	45	110
56 Friesen, Alex	C	5'10"	186	St. Catharines, ON	Jan. 30, 1991	Utica	60	10	20	30	57
50 Gaunce, Brendan	C	6'2"	205	Markham, ON	Mar. 25, 1994	Utica	74	11	18	29	31
65 Grenier, Alex	RW	6'5"	200	Laval, QC	Sep. 5, 1991	Utica	67	17	26	43	71
74 Hamilton, Wacey	F	5'11"	174	Cochrane, AB	Sep. 10, 1990	Utica	41	5	10	15	27
36 Hansen, Jannik	RW	6'1"	195	Rodovre, DEN	Mar. 15, 1986	Vancouver	81	16	17	33	27
20 Higgins, Chris	LW	6'0"	205	Smithtown, NY	Jun. 2, 1983	Vancouver	77	12	24	36	16
53 Horvat, Bo	C	6'0"	203	Rodney, ON	Apr. 5, 1995	Vancouver	68	13	12	25	16
						Utica	5	0	0	0	4
46 Jensen, Nicklas	RW	6'3"	202	Herning, DEN	Mar. 6, 1993	Vancouver	5	0	0	0	0
						Utica	59	14	14	28	39
42 Jones, Blair	C	6'3"	215	Central Butte, SK	Sep. 27, 1986	Philadelphia	4	0	0	0	2
						Lehigh Valley	33	9	12	21	46
41 Kenins, Ronalds	LW	6'0"	201	Riga, LAT	Feb. 28, 1991	Vancouver	30	4	8	12	8
						Utica	36	5	7	12	23
78 Kurtz, John	LW	6'2"	210	Oakville, ON	May 16, 1989	Norfolk	72	4	5	9	188
62 Labate, Joe	C	6'4"	210	Eagan, MN	Apr. 16, 1993	U. of Wisconsin	35	6	12	18	46
						Utica	2	0	0	0	2
47 McCann, Jared	C	6'0"	174	London, ON	May 31, 1996	Sault Ste. Marie	56	34	47	81	27
79 Pettit, Kyle	C	6'3"	195	Komoka, ON	Jan. 19, 1996	Erie	60	16	11	27	10
9 Prust, Brandon	LW	6'0"	194	London, ON	Mar. 16, 1984	Montreal	82	4	14	18	134
22 Sedin, Daniel	LW	6'1"	187	Ornskoldsvik, SWE	Sep. 26, 1980	Vancouver	82	20	56	76	18
33 Sedin, Henrik	C	6'2"	188	Ornskoldsvik, SWE	Sep. 26, 1980	Vancouver	82	18	55	73	22
48 Shinkaruk, Hunter	LW	5'11"	179	Calgary, AB	Oct. 13, 1994	Utica	74	16	15	31	28
71 Stewart, Mackenze	F	6'3"	216	Calgary, AB	Aug. 10, 1995	Prince Albert	66	5	6	11	114
21 Sutter, Brandon	C	6'3"	190	Huntington, NY	Feb. 14, 1989	Pittsburgh	80	21	12	33	14
7 Vey, Linden	RW	6'0"	189	Wakaw, SK	Jul. 17, 1991	Vancouver	75	10	14	24	18
77 Virtanen, Jake	RW	6'1"	212	Abbotsford, BC	Aug. 17, 1996	Calgary	50	21	31	52	82
17 Vrbata, Radim	RW	6'1"	190	Mlada Boleslav, CZE	Jun. 13, 1981	Vancouver	79	31	32	63	20
40 Zalewski, Mike	LW	6'2"	205	New Hartford, NY	Aug. 18, 1992	Utica	55	3	9	12	18
80 Zhukenov, Dmitry	C	5'11"	169	Omsk, RUS	Mar. 24, 1997	Omskie	35	3	16	19	42

*Player unsigned or undrafted by Vancouver

2014.15 FINAL SCORING

POS	NO	PLAYER	GP	AVG TOI	G	A	PTS	+/-	PIM	PP	SH	GW	S	PCTG
L	22	Daniel Sedin	82	18:21	20	56	76	5	18	4	0	5	226	8.8
C	33	Henrik Sedin	82	18:36	18	55	73	11	22	5	0	0	101	17.8
R	17	Radim Vrbata	79	16:36	31	32	63	6	20	12	0	7	267	11.6
C	13	Nick Bonino	75	16:55	15	24	39	7	22	1	0	6	149	10.1
L	20	Chris Higgins	77	15:47	12	24	36	8	16	3	0	1	171	7.0
R	14	Alex Burrows	70	15:28	18	15	33	E	68	4	1	3	145	12.4
R	36	Jannik Hansen	81	13:58	16	17	33	-6	27	0	1	2	145	11
D	23	Alex Edler	74	23:58	8	23	31	13	54	5	0	2	175	4.6
C	27	Shawn Matthias	78	13:06	18	9	27	-3	16	1	0	0	132	13.6
C	53	Bo Horvat*	68	12:15	13	12	25	-8	16	0	1	1	93	14
R	51	Derek Dorsett	79	12:02	7	18	25	4	175	0	2	3	89	7.9
R	7	Linden Vey*	75	13:10	10	14	24	-3	18	4	0	2	61	16.4
D	2	Dan Hamhuis	59	21:31	1	22	23	E	44	1	0	0	82	1.2
D	6	Yannick Weber	65	17:11	11	10	21	4	30	5	0	1	117	9.4
R	15	Brad Richardson	45	14:28	8	13	21	E	34	0	1	1	66	12.1
D	8	Chris Tanev	70	21:04	2	18	20	8	12	0	0	1	53	3.8
R	9	Zack Kassian	42	12:37	10	6	16	-5	81	1	0	3	55	18.2
D	3	Kevin Bieksa	60	20:49	4	10	14	E	77	0	0	1	99	4
L	41	Ronalds Kenins*	30	12:16	4	8	12	-2	8	0	0	0	38	10.5
D	5	Luca Sbisa	76	18:46	3	8	11	-8	46	0	0	2	79	3.8
D	18	Ryan Stanton	54	16:00	3	8	11	9	35	0	0	0	59	5.1
L	47	Sven Baertschi	3	12:02	2	0	2	E	4	0	0	0	4	50
D	44	Adam Clendening*	17	17:27	0	2	2	1	8	0	0	0	15	0.0
D	26	Frank Corrado*	10	15:40	1	0	1	-7	0	0	0	0	8	12.5
D	55	Alex Biega	7	15:47	1	0	1	-2	0	0	0	1	7	14.3
L	21	Brandon McMillan	8	11:01	0	1	1	-1	0	0	0	0	7	0.0
L	29	Tom Sestito	3	6:14	0	1	1	1	7	0	0	0	1	0.0
R	46	Nicklas Jensen*	5	9:33	0	0	0	-1	0	0	0	0	7	0.0
L	39	Brandon Defazio	2	5:56	0	0	0	E	0	0	0	0	2	0.0

GOALTENDING

NO	GOALTENDER	GPI	MINS	AVG	W	L	OT	SO	GA	SA	SV%	G	A	PIM
30	Ryan Miller	45	2,541:31	2.53	29	15	1	6	107	1,198	.911	0	0	0
31	Eddie Lack	41	2,323:57	2.45	18	13	4	2	95	1,201	.921	0	0	2
35	Jacob Markstrom	3	77:38:00	3.08	1	1	0	0	4	33	.879	0	0	0

*Indicates rookie year

**Canucks totals only

2014.15 SCORING BREAKDOWN

	HOME						ROAD						OVERALL					
PLAYER*	GP	G	A	PTS	+/-	PIM	GP	G	A	PTS	+/-	PIM	GP	G	A	PTS	+/-	PIM
Sven Baertschi	2	2	0	2	1	0	1	0	0	0	-1	4	3	2	0	2	E	4
Alex Biega	2	1	0	1	-1	0	5	0	0	0	-1	0	7	1	0	1	-2	0
Kevin Bieksa	29	3	4	7	-3	14	31	1	6	7	3	63	60	4	10	14	E	77
Nick Bonino	39	8	10	18	1	4	36	7	14	21	6	18	75	15	24	39	7	22
Alex Burrows	35	9	7	16	-4	22	35	9	8	17	4	46	70	18	15	33	E	68
Adam Clendening	8	0	1	1	1	6	9	0	1	1	E	2	17	0	2	2	1	8
Frank Corrado	7	0	0	0	-4	0	3	1	0	1	-3	0	10	1	0	1	-7	0
Brandon Defazio	1	0	0	0	E	0	1	0	0	0	E	0	2	0	0	0	E	0
Derek Dorsett	39	1	13	14	3	107	40	6	5	11	1	68	79	7	18	25	4	175
Alex Edler	38	5	16	21	8	20	36	3	7	10	5	34	74	8	23	31	13	54
Dan Hamhuis	29	1	9	10	-6	32	30	0	13	13	6	12	59	1	22	23	E	44
Jannik Hansen	40	9	4	13	E	6	41	7	13	20	-6	21	81	16	17	33	-6	27
Chris Higgins	37	6	12	18	7	2	40	6	12	18	1	14	77	12	24	36	8	16
Bo Horvat	34	6	10	16	E	4	34	7	2	9	-8	12	68	13	12	25	-8	16
Nicklas Jensen	2	0	0	0	E	0	3	0	0	0	-1	0	5	0	0	0	-1	0
Zack Kassian	22	2	5	7	-1	59	20	8	1	9	-4	22	42	10	6	16	-5	81
Ronalds Kenins	18	3	3	6	4	4	12	1	5	6	-6	4	30	4	8	12	-2	8
Shawn Matthias	39	9	4	13	-3	4	39	9	5	14	E	12	78	18	9	27	-3	16
Brandon McMillan	3	0	1	1	-1	0	5	0	0	0	E	0	8	0	1	1	-1	0
Brad Richardson	22	4	5	9	-1	26	23	4	8	12	1	8	45	8	13	21	E	34
Luca Sbisa	39	2	3	5	-5	22	37	1	5	6	-3	24	76	3	8	11	-8	46
Daniel Sedin	41	10	26	36	-6	8	41	10	30	40	11	10	82	20	56	76	5	18
Henrik Sedin	41	9	29	38	-2	6	41	9	26	35	13	16	82	18	55	73	11	22
Tom Sestito	2	0	0	0	E	7	1	0	1	1	1	0	3	0	1	1	1	7
Ryan Stanton	24	1	3	4	E	22	30	2	5	7	9	13	54	3	8	11	9	35
Chris Tanev	36	1	9	10	5	6	34	1	9	10	3	6	70	2	18	20	8	12
Linden Vey	36	3	7	10	-8	10	39	7	7	14	5	8	75	10	14	24	-3	18
Radim Vrbata	39	14	17	31	-6	8	40	17	15	32	12	12	79	31	32	63	6	20
Yannick Weber	34	7	4	11	5	20	31	4	6	10	-1	10	65	11	10	21	4	30

2014.15 SPECIAL TEAMS SCORING

POWER PLAY*

	G	A	PTS
Daniel Sedin	4	21	25
Henrik Sedin	5	20	25
Radim Vrbata	12	11	23
Alex Edler	5	9	14
Alex Burrows	4	4	8
Yannick Weber	5	3	8
Linden Vey	4	2	6
Nick Bonino	1	4	5
Chris Higgins	3	2	5
Dan Hamhuis	1	2	3
Chris Tanev	0	2	2
Shawn Matthias	1	0	1
Brad Richardson	0	1	1
Zack Kassian	1	0	1
Kevin Bieksa	0	1	1
Adam Clendening	0	1	1

SHORTHANDED*

	G	A	PTS
Jannik Hansen	1	2	3
Derek Dorsett	2	0	2
Alex Burrows	1	0	1
Shawn Matthias	0	1	1
Bo Horvat	1	0	1
Brad Richardson	1	0	1
Kevin Bieksa	0	1	1

*Canucks totals only

2014.15 SEASON SUMMARY

2014.15 VANCOUVER CANUCKS FINAL TEAM NOTES

Overall record:	48-29-5
Home record:	24-15-2
Road record:	24-14-3
Last 5 Games:	3-2-0
Last 10 Games:	6-3-1
1-Goal Games:	22-4-5
2-Goal Games:	6-10
3-Goal Games:	20-15
Scoring first:	27-6-2
Opponent scoring first:	21-23-3
Leading after 1 period:	17-4-1
Trailing after 1 period:	9-16-2
Tied after 1 period:	22-9-2
Leading after 2 periods:	30-1-3
Trailing after 2 periods:	5-23-1
Tied after 2 periods:	13-5-1
OT Record-This Season:	12-5
OT Record-Franchise:	168-143-219
Shootout Record-This Season:	6-2
Shootout Record-Franchise:	50-55
Outshooting opponent:	26-13-1
Outshot by opponent:	22-16-4
Even shots:	0-0-0
vs Atlantic:	8-7-1
vs Metropolitan:	13-3-0
vs EASTERN CONFERENCE:	21-10-1
vs Central:	10-10-1
vs Pacific:	17-9-3
vs WESTERN CONFERENCE:	27-19-4

MONTH BY MONTH RECORD

	W-L-O	POINTS
October:	7-3-0	14
November:	9-4-1	19
December:	5-4-2	12
January:	6-6-0	12
February:	8-6-0	16
March:	10-4-2	22
April:	3-2-0	6
Totals:	48-29-5	101

Goals By Period	1	2	3	OT	T	Avg
CANUCKS	51	95	84	6	236	(2.9 avg.)
Opponents	64	78	75	3	220	(2.7 avg.)

Shots By Period	1	2	3	OT	T	Avg
CANUCKS	808	856	761	28	2,453	(29.9 avg.)
Opponents	761	841	804	40	2,446	(29.8 avg.)

Power Play	G	ATT	PCT
Overall	46	238	19.3 (T-8th NHL)
Home	27	128	21.1 (12th NHL)
Road	19	110	15.9 17.3 (16th NHL)

2 SHORT HANDED GOALS ALLOWED (T-1st NHL)

Penalty Killing	G	TSH	PCT
Overall	38	266	85.7 (2nd NHL)
Home	18	117	84.6 (T-6th NHL)
Road	20	149	82.8 86.6 (2nd NHL)

6 SHORT HANDED GOALS SCORED (T-13th NHL)

Penalties	GP	MIN	Avg
	82	892	13.6 10.9 (26th NHL)

SITUATIONAL GOALS FOR & AGAINST

	For	Against
5 on 5	155	161
5 on 4	41	1
5 on 3	2	0
4 on 4	10	5
4 on 3	2	0
3 on 3	0	0
3 on 4	0	0
3 on 5	0	3
4 on 5	5	36
Empty Net	21	14
Penalty Shots	0	2
Totals	236	220

INDIVIDUAL LEADERS*

Points	D. Sedin (76), H. Sedin (73), R. Vrbata (63)
Goals	R. Vrbata (31), D. Sedin (20), H. Sedin (18)
Assists	D. Sedin (56), H. Sedin (55), R. Vrbata (32)
PP Goals	R. Vrbata (12), H. Sedin (5), A. Edler (5)
SH Goals	D. Dorsett (2), A. Burrows (1), B. Richardson (1)
GW Goals	R. Vrbata (7), N. Bonino (6), D. Sedin (5)
3+ Goals	S. Matthias(1), J. Hansen(1)
PIM	D. Dorsett (175), Z. Kassian (81), K. Bielsa (77)
Shots	R. Vrbata (267), D. Sedin (226), A. Edler (175)
+/-	A. Edler (+13), H. Sedin (+11), R. Stanton (+9)

GOALTENDERS*

	GPI	MIN	GA	AVG	W	L	OT
Ryan Miller	45	2542	107	2.53	29	15	1
Eddie Lack	41	2324	95	2.45	18	13	4
Jacob Markstrom	3	78	4	3.08	1	1	0

*Canucks Totals Only

2014.15 SCHEDULE & RESULTS

#	DATE	OPP	RES	SCORE	W	L	O	SF	SA	SCORER	WIN	LOSS/OT	ATTENDANCE
1	Oct. 8	A at CGY	W	4-2	1	0	0	33	25	Vrbata	Miller	Hiller	19,289
2	Oct. 11	H EDM	W (SO)	5-4	2	0	0	43	29	Higgins	Miller	Fasth (OT)	18,870
3	Oct. 17	A at EDM	W	2-0	0	0	0	30	28	Miller	Miller	Scrivens	16,839
4	Oct. 18	H TB	L	2-4	3	1	0	32	24	Callahan	Bishop	Lack	18,647
5	Oct. 21	A at DAL	L	3-6	3	2	0	46	28	Benn	Lehtonen	Miller	15,678
6	Oct. 23	A at STL	W	4-1	4	2	0	23	32	Bonino	Miller	Allen	16,099
7	Oct. 24	A at COL	L	3-7	4	3	0	29	48	Briere	Varlamov	Lack	17,119
8	Oct. 26	H WSH	W	4-2	5	3	0	34	22	Sbisa	Miller	Peters	18,427
9	Oct. 28	H CAR	W	4-1	6	3	0	25	30	Vey	Miller	Ward	18,234
10	Oct. 30	H MTL	W (OT)	3-2	7	3	0	30	25	D. Sedin	Miller	Price (OT)	18,870
11	Nov. 1	A at EDM	W	3-2	8	3	0	30	27	Dorsett	Miller	Scrivens	16,839
12	Nov. 2	H NSH	L	1-3	8	4	0	27	33	Forsberg	Rinne	Lack	18,395
13	Nov. 4	A at COL	W	5-2	9	4	0	37	22	Bonino	Miller	Varlamov	13,221
14	Nov. 6	A at SJ	W	3-2	10	4	0	19	36	Bonino	Miller	Niemi	17,562
15	Nov. 8	A at LA	L	1-5	10	5	0	19	36	Muzzin	Quick	Miller	18,230
16	Nov. 9	A at ANA	W (SO)	2-1	11	5	0	35	29	Bonino	Lack	Andersen (OT)	16,749
17	Nov. 11	H OTT	W (OT)	4-3	12	5	0	37	24	D. Sedin	Miller	Anderson (OT)	18,775
18	Nov. 14	H ARI	L	0-5	12	6	0	35	23	Hanzal	Dubnyk	Miller	18,708
19	Nov. 19	A at EDM	W	5-4	13	6	0	31	32	Weber	Miller	Scrivens	16,839
20	Nov. 20	H ANA	O (SO)	3-4	13	6	1	28	26	Perry	Andersen	Lack (OT)	18,870
21	Nov. 23	H CHI	W	4-1	14	6	1	30	25	Hansen	Miller	Crawford	18,663
22	Nov. 25	H NJ	W	2-0	15	6	1	36	20	Burrows	Miller	Schneider	18,606
23	Nov. 28	A at CBJ	W	5-0	16	6	1	30	31	Higgins	Miller	Bobrovsky	14,121
24	Nov. 30	A at DET	L	3-5	16	7	1	33	30	DeKeyser	Howard	Miller	20,027
25	Dec. 2	A at WSH	W	4-3	17	7	1	32	25	D. Sedin	Miller	Holby	18,506
26	Dec. 4	A at PIT	W	3-0	18	7	1	31	22	Richardson	Lack	Greiss	18,463
27	Dec. 6	A at TOR	L	2-5	18	8	1	46	28	Holland	Bernier	Miller	19,346
28	Dec. 7	A at OTT	O (OT)	3-4	18	8	2	33	45	Karlsson	Andersen	Lack (OT)	16,870
29	Dec. 9	A at MTL	L	1-3	18	9	2	16	25	Plekaneec	Price	Miller	21,286
30	Dec. 13	H NYR	L	1-5	18	10	2	30	23	J. Miller	Lehtonen	Miller	18,870
31	Dec. 17	H DAL	L	0-2	18	11	2	27	29	Seviour	Lehtonen	Lack	18,755
32	Dec. 20	H CGY	W (OT)	3-2	19	11	2	32	28	Tanev	Miller	Hiller (OT)	18,747
33	Dec. 22	H ARI	W	7-1	20	11	2	40	39	Bieksa	Miller	Smith	18,794
34	Dec. 28	A at ANA	O (OT)	1-2	20	11	3	14	31	Fowler	Andersen	Miller (OT)	17,374
35	Dec. 30	A at SJ	W	3-1	21	11	3	21	32	Hansen	Miller	Stalock	17,562
36	Jan. 1	H LA	L	2-3	21	12	3	16	40	Stoll	Quick	Miller	18,870
37	Jan. 3	H DET	W	4-1	22	12	3	24	30	Vrbata	Miller	Howard	18,870
38	Jan. 6	H NYI	W	3-2	23	12	3	20	23	Vey	Lack	Halak	18,562
39	Jan. 8	H FLA	L	1-3	23	13	3	33	30	Barkov	Luongo	Miller	18,799
40	Jan. 10	H CGY	L	0-1	23	14	3	36	23	Backlund	Orto	Lack	18,870
41	Jan. 3	A NSH	L	1-5	23	15	3	31	30	Rinne	Miller	Lack	15,726
42	Jan. 15	A at PHI	W	4-0	24	15	3	22	30	Bonino	Miller	Emery	19,571
43	Jan. 16	A at CAR	W	3-0	25	15	3	17	28	Dorsett	Miller	Ward	13,093
44	Jan. 19	A at FLA	W	2-1	26	15	3	23	24	Horvat	Miller	Luongo	9,373
45	Jan. 20	A at TB	L	1-4	26	16	3	28	26	Killorn	Bishop	Miller	18,517
46	Jan. 27	H ANA	L	0-4	26	17	3	17	24	Beleskey	Andersen	Miller	18,813
47	Jan. 30	H BUF	W	5-2	27	17	3	38	22	Bonino	Miller	Hackett	18,570
48	Feb. 1	H MIN	L	2-4	27	18	3	37	20	Vanek	Dubnyk	Miller	18,438
49	Feb. 3	H WPG	W (OT)	3-2	28	18	3	33	28	Sbisa	Miller	Pavelec (OT)	18,509
50	Feb. 5	H SJ	L	1-5	28	19	3	34	38	Karlsson	Niemi	Miller	18,508
51	Feb. 7	H PIT	W	5-0	29	19	3	27	31	Burrows	Miller	Greiss	18,870
52	Feb. 9	A at MIN	L	3-5	29	20	3	25	32	Suter	Dubnyk	Miller	18,804
53	Feb. 11	A at CHI	W (OT)	5-4	30	20	3	36	41	D. Sedin	Lack	Crawford (OT)	21,346
54	Feb. 13	H BOS	W	5-2	31	20	3	25	23	Vrbata	Miller	Rask	18,870
55	Feb. 14	A at CGY	L	2-3	31	21	3	30	34	Bouma	Ramo	Miller	19,289
56	Feb. 16	H MIN	W	3-2	32	21	3	29	22	Biega	Lack	Dubnyk	18,465
57	Feb. 19	A at NYR	W (SO)	5-4	33	21	3	28	34	Burrows	Miller	Talbot (OT)	18,006
58	Feb. 20	A at NJ	L	2-4	33	22	3	23	27	Cammalleri	Schneider	Lack	14,822
59	Feb. 22	A at NYI	W	4-0	34	22	3	24	37	Kassian	Miller	Halak	16,170
60	Feb. 24	A at BOS	W	2-1	35	22	3	28	41	Kassian	Lack	Rask	17,565
61	Feb. 26	A at BUF	L	3-6	35	23	3	31	24	Mitchell	Neuvirth	Lack	19,070
62	Mar. 1	H STL	W (SO)	6-5	36	23	3	31	39	Vrbata	Lack	Allen (OT)	18,870
63	Mar. 3	H SJ	L	2-6	36	24	3	28	30	Couture	Niemi	Markstrom	18,535
64	Mar. 5	A at ARI	O (SO)	2-3	36	24	4	34	35	Gagner	Smith	Lack (OT)	12,589
65	Mar. 7	A at SJ	W	3-2	37	24	4	34	40	Vrbata	Lack	Niemi	17,562
66	Mar. 9	H ANA	W	2-1	38	24	4	16	30	Kassian	Lack	Andersen	18,557
67	Mar. 12	H LA	L	0-4	38	25	4	19	20	Toffoli	Quick	Lack	18,663
68	Mar. 14	H TOR	W	4-1	39	25	4	35	29	Dorsett	Lack	Bernier	18,870
69	Mar. 17	H PHI	W	4-1	40	25	4	35	28	Burrows	Lack	Mason	18,870
70	Mar. 19	H CBJ	L	2-6	40	26	4	40	33	Atkinson	Bobrovsky	Lack	18,668
71	Mar. 21	A at LA	W	4-1	41	26	4	42	26	Vrbata	Lack	Quick	18,230
72	Mar. 22	A at ARI	W	3-1	42	26	4	44	27	Edler	Markstrom	Smith	12,405
73	Mar. 24	H WPG	W	5-2	43	26	4	30	28	Vrbata	Lack	Hutchinson	18,870
74	Mar. 26	H COL	L	1-4	43	27	4	34	38	Tanguay	Berra	Lack	18,870
75	Mar. 28	H DAL	O (OT)	3-4	43	27	5	36	40	Klingberg	Lehtonen	Lack (OT)	18,595
76	Mar. 30	A at STL	W	4-1	44	27	5	22	24	Bonino	Lack	Elliott	19,204
77	Mar. 31	A at NSH	W (SO)	5-4	45	27	5	25	38	Bonino	Lack	Rinne (OT)	17,113
78	Apr. 2	A at CHI	L	1-3	45	28	5	36	38	Toews	Crawford	Lack	21,901
79	Apr. 4	A at WPG	L	4-5	45	29	5	30	36	Stempniak	Pavelec	Lack	15,016
80	Apr. 6	H LA	W (SO)	2-1	46	29	5	38	37	Higgins	Lack	Quick (OT)	18,870
81	Apr. 9	H ARI	W	5-0	47	29	5	32	28	D. Sedin	Lack	Smith	18,796
82	Apr. 11	H EDM	W (OT)	6-5	48	29	5	23	28	Edler	Miller	Scrivens (OT)	18,870





OPPONENTS

WESTERN CONFERENCE

CANUCKS ALL-TIME RECORD VS WESTERN CONFERENCE OPPONENTS

OPP	HOME									ROAD									OVERALL								
	GP	W	L	T/OT	PCT	GF	GA	PTS		GP	W	L	T/OT	PCT	GF	GA	PTS		GP	W	L	T/OT	PCT	GF	GA	PTS	
ANA	47	23	20	4	0.532	139	129	50		45	20	15	10	0.556	129	129	50		92	43	35	14	0.543	268	258	100	
ARI	93	57	25	11	0.672	335	248	125		89	35	38	16	0.483	294	295	86		182	92	63	27	0.58	629	543	211	
CGY	131	58	51	22	0.527	445	399	138		128	43	69	16	0.398	375	469	102		259	101	120	38	0.463	820	868	240	
CHI	91	47	29	15	0.599	266	254	109		89	28	49	12	0.382	215	309	68		180	75	78	27	0.492	481	563	177	
COL	76	35	29	12	0.539	243	250	82		76	31	32	13	0.493	215	242	75		152	66	61	25	0.516	458	492	157	
DAL	89	41	35	13	0.534	306	262	95		90	29	46	15	0.406	254	312	73		179	70	81	28	0.469	560	574	168	
EDM	113	53	44	16	0.54	402	394	122		113	42	59	12	0.425	344	439	96		226	95	103	28	0.482	746	833	218	
LA	117	61	35	21	0.611	417	342	143		120	41	61	18	0.417	353	448	100		237	102	96	39	0.513	770	790	243	
MIN	39	23	7	9	0.705	110	84	55		40	17	19	4	0.475	98	115	38		79	40	26	13	0.589	208	199	93	
NSH	30	18	10	2	0.633	100	71	38		32	19	12	1	0.609	85	86	39		62	37	22	3	0.621	185	157	77	
SJ	51	24	18	9	0.559	162	142	57		55	27	22	6	0.545	157	160	60		106	51	40	15	0.552	319	302	117	
STL	91	42	39	10	0.516	262	276	94		89	30	49	10	0.393	249	315	70		180	72	88	20	0.456	511	591	164	
WPG	9	7	1	1	0.833	30	16	15		9	5	3	1	0.611	29	27	11		18	12	4	2	0.722	59	43	26	



EASTERN CONFERENCE

CANUCKS ALL-TIME RECORD VS EASTERN CONFERENCE OPPONENTS

OPP	HOME								ROAD								OVERALL							
	GP	W	L	T/OT	PCT	GF	GA	PTS	GP	W	L	T/OT	PCT	GF	GA	PTS	GP	W	L	T/OT	PCT	GF	GA	PTS
BOS	56	19	28	9	0.42	183	219	47	57	10	39	8	0.246	133	228	28	113	29	67	17	0.332	316	447	75
BUF	57	29	17	11	0.605	212	174	69	57	19	28	10	0.421	166	204	48	114	48	45	21	0.513	378	378	117
CAR	35	19	10	6	0.629	124	89	44	34	14	15	5	0.485	113	108	33	69	33	25	11	0.558	237	197	77
CBJ	25	18	4	3	0.78	91	64	39	26	14	7	5	0.635	83	60	33	51	32	11	8	0.706	174	124	72
DET	83	37	33	13	0.524	288	259	87	83	24	48	11	0.355	235	329	59	166	61	81	24	0.44	523	588	146
FLA	14	6	2	6	0.643	38	31	18	13	7	4	2	0.615	39	30	16	27	13	6	8	0.63	77	61	34
MTL	62	18	36	8	0.355	170	220	44	60	12	43	5	0.242	147	263	29	122	30	79	13	0.299	317	483	73
NJ	52	31	10	11	0.702	191	137	73	54	26	22	6	0.537	170	163	58	106	57	32	17	0.618	361	300	131
NYI	52	26	23	3	0.529	170	170	55	52	15	25	12	0.404	150	183	42	104	41	48	15	0.466	320	353	97
NYR	56	17	36	3	0.33	172	217	37	59	14	40	5	0.28	154	252	33	115	31	76	8	0.304	326	469	70
OTT	18	11	6	1	0.639	55	39	23	17	9	6	2	0.588	50	39	20	35	20	12	3	0.614	105	78	43
PHI	56	12	30	14	0.339	161	220	38	59	20	37	2	0.356	178	245	42	115	32	67	16	0.348	339	465	80
PIT	55	25	23	7	0.518	199	197	57	55	13	34	8	0.309	185	236	34	110	38	57	15	0.414	384	433	91
TB	14	9	2	3	0.75	55	32	21	14	7	7	0	0.5	49	50	14	28	16	9	3	0.625	104	82	35
TOR	71	36	22	13	0.599	254	226	85	67	26	30	11	0.47	221	239	63	138	62	52	24	0.536	475	465	148
WSH	44	23	15	6	0.591	155	135	52	45	17	23	5	0.433	135	148	39	89	40	38	11	0.511	290	283	91



2014.15 SEASON SUMMARY

2 WINS

1 LOSS

2 OT

AT VANCOUVER

Mar. 9, 2015	Canucks 2	Ducks 1
Jan. 27, 2015	Canucks 0	Ducks 4
Nov. 20, 2014	Canucks 3	Ducks 4 (SO)

AT ANAHEIM

Dec. 28, 2014	Canucks 1	Ducks 2 (OT)
Nov. 9, 2014	Canucks 2	Ducks 1 (SO)

GOALS BY PERIOD

	1st	2nd	3rd	OT	TOTAL
CANUCKS	1	5	1	0	7
DUCKS	3	2	5	1	11

CANUCKS

Power Play: 0-9	0.0%	Penalty Killing: 12-14	85.7%
-----------------	------	------------------------	-------

CANUCKS

	GP	G	A	P	+/-	PIM	PP	SH
Jannik Hansen	5	1	2	3	2	2	0	0
Bo Horvat	5	2	0	2	1	2	0	0
Alex Burrows	4	1	1	2	E	0	0	0
Zack Kassian	3	1	1	2	-2	8	0	0
Derek Dorsett	4	0	2	2	1	5	0	0
Dan Hamhuis	4	0	2	2	-1	2	0	0
Radim Vrbata	4	1	0	1	E	0	0	0
Yannick Weber	4	1	0	1	-2	4	0	0
Nick Bonino	5	0	1	1	-2	2	0	0
Alex Edler	5	0	1	1	-1	4	0	0
Henrik Sedin	5	0	1	1	2	0	0	0
Daniel Sedin	5	0	1	1	2	2	0	0
Chris Tanev	5	0	1	1	-3	2	0	0
Shawn Matthias	5	0	0	0	-5	0	0	0
Linden Vey	5	0	0	0	-1	0	0	0
Chris Higgins	4	0	0	0	E	0	0	0
Luca Sbisa	4	0	0	0	E	0	0	0
Kevin Bieksa	3	0	0	0	3	9	0	0
Brad Richardson	3	0	0	0	-2	0	0	0
Ryan Stanton	3	0	0	0	1	7	0	0
Frank Corrado	2	0	0	0	-1	0	0	0
Brandon Defazio	1	0	0	0	E	0	0	0
Nicklas Jensen	1	0	0	0	E	0	0	0
Brandon McMillan	1	0	0	0	-1	0	0	0

CANUCKS

	GPI	MIN	W-L-O	GA	SA	SV	GAA	SV%
Eddie Lack	3	189	2-0-1	5	85	80	1.58	.941
Ryan Miller	2	120	0-1-1	5	54	49	2.50	.907

LAST

	VANCOUVER	ANAHEIM
Last Home Win:	Mar. 9/15 (2-1)	Dec. 28/14 (2-1 OT)
Last Road Win:	Nov. 9/14 (2-1 SO)	Jan. 27/15 (4-0)
Last Shutout:	Jan. 25/13 Cory Schneider (5-0)	Jan. 27/15 Frederik Andersen (4-0)
Last Tie Game:	Oct. 24/02 (2-2 @ VAN)	
Last Shootout:	Nov. 20/14 (3-4 L @ VAN)	
Last Hat Trick:	Michael Grabner Apr. 2/10	None
Most Goals:	8 - Mar. 24/00 VAN 8 vs ANA 1	9 - Jan. 15/14 VAN 1 at ANA 9
Canucks in OT:	2-4-16	
Canucks in SO:	5-2	

ATTENDANCE

18,557	Lack/Andersen	Zack Kassian
18,813	Miller/Andersen	Matt Beleskey
18,870	Lack/Andersen	Corey Perry

ATTENDANCE

17,374	Miller/Andersen	Cam Fowler
16,749	Lack/Andersen	Nick Bonino

SHOTS BY PERIOD

	1st	2nd	3rd	OT	TOTAL
CANUCKS	42	35	32	1	110
DUCKS	47	40	38	15	140

DUCKS

Power Play: 2-14	14.3%	Penalty Killing: 9-9	100.0%
------------------	-------	----------------------	--------

DUCKS

	GP	G	A	P	+/-	PIM	PP	SH
Ryan Getzlaf	5	1	3	4	2	2	0	0
Sami Vatanen	4	1	2	3	1	0	1	0
Matt Beleskey	4	2	0	2	2	0	0	0
Patrick Maroon	5	1	1	2	1	14	0	0
Cam Fowler	4	1	1	2	1	0	0	0
Rickard Rakell	4	1	1	2	E	0	0	0
Ryan Kesler	5	0	2	2	E	2	0	0
Nate Thompson	5	0	2	2	1	2	0	0
Andrew Coglian	5	1	0	1	-1	0	0	0
Francois Beauchemin	4	1	0	1	E	2	0	0
Emerson Etem	4	1	0	1	E	0	0	0
Kyle Palmieri	3	1	0	1	E	0	1	0
Hampus Lindholm	5	0	1	1	-2	0	0	0
Jakob Silfverberg	5	0	1	1	E	0	0	0
Clayton Stoner	5	0	1	1	3	0	0	0
Corey Perry	3	0	1	1	E	2	0	0
Devante Smith-Pelly	3	0	1	1	1	0	0	0
Rene Bourque	2	0	0	0	-1	2	0	0
Tim Jackman	2	0	0	0	1	0	0	0
Ben Lovejoy	2	0	0	0	E	2	0	0
Josh Manson	2	0	0	0	1	9	0	0
Bryan Allen	1	0	0	0	E	2	0	0
Mat Clark	1	0	0	0	E	0	0	0
Simon Despres	1	0	0	0	1	0	0	0
Tomas Fleischmann	1	0	0	0	E	0	0	0
Max Friberg	1	0	0	0	E	0	0	0
Dany Heatley	1	0	0	0	E	0	0	0
William Karlsson	1	0	0	0	-1	0	0	0
Jiri Sekac	1	0	0	0	E	0	0	0
James Wisniewski	1	0	0	0	-1	0	0	0

DUCKS

	GPI	MIN	W-L-O	GA	SA	SV	GAA	SV%
Frederik Andersen	5	311	3-1-1	7	110	103	1.35	.936



2014.15 SEASON SUMMARY

3 WINS

1 LOSS

1 OT

AT VANCOUVER

Apr. 9, 2015	Canucks 5	Coyotes 0
Dec. 22, 2014	Canucks 7	Coyotes 1
Nov. 14, 2014	Canucks 0	Coyotes 5

AT ARIZONA

Mar. 22, 2015	Canucks 3	Coyotes 1
Mar. 5, 2015	Canucks 2	Coyotes 3 (SO)

GOALS BY PERIOD	1st	2nd	3rd	OT	TOTAL
CANUCKS	5	5	7	0	17
COYOTES	3	4	2	0	9

CANUCKS

Power Play: 7-19	36.8%	Penalty Killing: 12-14	85.7%
------------------	-------	------------------------	-------

CANUCKS	GP	G	A	P	+/-	PIM	PP	SH
Daniel Sedin	5	2	4	6	5	0	0	0
Alex Edler	5	1	4	5	4	4	1	0
Henrik Sedin	5	1	4	5	6	0	0	0
Yannick Weber	5	3	1	4	E	2	2	0
Radim Vrbata	5	1	3	4	2	0	0	0
Chris Higgins	5	2	1	3	1	0	1	0
Nick Bonino	5	0	3	3	E	4	0	0
Alex Burrows	5	2	0	2	2	6	1	0
Dan Hamhuis	4	1	1	2	E	0	1	0
Brad Richardson	2	1	1	2	E	0	0	0
Jannik Hansen	4	0	2	2	-1	0	0	0
Bo Horvat	4	0	2	2	E	0	0	0
Chris Tanev	4	0	2	2	3	0	0	0
Kevin Bieksa	4	1	0	1	1	2	0	0
Shawn Matthias	4	1	0	1	-1	0	1	0
Ronalds Kenins	2	1	0	1	E	0	0	0
Derek Dorsett	5	0	1	1	-3	15	0	0
Luca Sbisa	4	0	1	1	2	5	0	0
Linden Vey	4	0	1	1	E	2	0	0
Ryan Stanton	3	0	0	0	-3	4	0	0
Sven Baertschi	1	0	0	0	E	0	0	0
Adam Clendening	1	0	0	0	-1	0	0	0
Nicklas Jensen	1	0	0	0	E	0	0	0
Zack Kassian	1	0	0	0	E	0	0	0
Brandon McMillan	1	0	0	0	-1	0	0	0
Tom Sestito	1	0	0	0	E	7	0	0

CANUCKS	GPI	MIN	W-L-O	GA	SA	SV	GAA	SV%
Eddie Lack	2	124	1-0-1	2	63	61	0.96	.968
Jacob Markstrom	1	60	1-0-0	1	27	26	1.00	.963
Ryan Miller	2	120	1-1-0	6	62	56	3.00	.903

LAST

Last Home Win:	Apr. 9/15 (5-0)	Mar. 5/15 (3-2 SO)
Last Road Win:	Mar. 22/15 (3-1)	Nov. 14/14 (5-0)
Last Shutout:	Apr. 9/15	Nov. 14/14
	Eddie Lack (5-0)	Devan Dubnyk (5-0)
Last Tie Game:	Oct. 26/03 (3-3 @ VAN)	
Last Shootout:	Mar. 5/15 (2-3 L @ ARI)	
Last Hat Trick:	Alex Burrows	Martin Hanzal
	Jan. 7/10	Nov. 14, 2014
Most Goals:	10 - Mar. 27/81	8 - Twice
	VAN 10 @ WPG 2	
Canucks in OT:	7-4-22	
Canucks in SO:	2-5	

ATTENDANCE

18,796	Lack/Smith
18,794	Miller/Smith, Dubnyk
18,708	Miller/Dubnyk

GOALTENDER

Daniel Sedin
Kevin Bieksa
Martin Hanzal

W GOAL

ATTENDANCE

12,405	Markstrom/Smith
12,589	Lack/Smith

GOALTENDER

Alex Edler
Sam Gagner

W GOAL

SHOTS BY PERIOD	1st	2nd	3rd	OT	TOTAL
CANUCKS	59	65	59	2	185
COYOTES	46	41	58	7	152

COYOTES

Power Play: 2-14	14.3%	Penalty Killing: 12-19	63.2%
------------------	-------	------------------------	-------

COYOTES	GP	G	A	P	+/-	PIM	PP	SH
Keith Yandle	2	1	3	4	1	6	1	0
Sam Gagner	5	0	4	4	-1	4	0	0
Martin Hanzal	2	3	0	3	3	2	0	0
Oliver Ekman-Larsson	5	2	1	3	2	4	1	0
Tobias Rieder	5	1	1	2	E	0	0	0
Martin Erat	5	0	2	2	E	2	0	0
Joe Vitale	5	0	2	2	2	4	0	0
B.J. Crombeen	5	1	0	1	2	9	0	0
Shane Doan	4	1	0	1	-5	2	0	0
Tye McGinn	3	0	1	1	2	2	0	0
Connor Murphy	3	0	1	1	2	5	0	0
Mikkel Boedker	2	0	1	1	-2	0	0	0
Zbynek Michalek	2	0	1	1	E	0	0	0
Michael Stone	5	0	0	0	-1	2	0	0
Kyle Chipchura	4	0	0	0	-5	19	0	0
David Moss	4	0	0	0	-1	0	0	0
Mark Arcobello	3	0	0	0	E	0	0	0
Andrew Campbell	3	0	0	0	-2	4	0	0
Craig Cunningham	3	0	0	0	-1	0	0	0
Klas Dahlbeck	3	0	0	0	-2	0	0	0
Lauri Korpikoski	3	0	0	0	-1	0	0	0
John Moore	3	0	0	0	-3	0	0	0
Brandon Gormley	2	0	0	0	-1	2	0	0
Brandon McMillan	2	0	0	0	E	0	0	0
Antoine Vermette	2	0	0	0	-3	2	0	0
Rob Klunkhammer	1	0	0	0	1	0	0	0
Henrik Samuelsson	1	0	0	0	E	0	0	0
David Schlemko	1	0	0	0	E	0	0	0
Chris Summers	1	0	0	0	-2	0	0	0
Jordan Schwarz	1	0	0	0	-1	0	0	0

COYOTES	GPI	MIN	W-L-O	GA	SA	SV	GAA	SV%
Devan Dubnyk	2	98	1-0-0	3	64	61	1.83	.953
Mike Smith	4	183	1-3-0	12	112	100	3.94	.893
Louis Domingue	1	23	0-0-0	1	8	7	2.63	.875

*The Phoenix Coyotes were renamed the Arizona Coyotes, beginning in the 2014.15 NHL season.



BOSTON BRUINS

2014.15 SEASON SUMMARY

2 WINS

0 LOSSES

0 OT

AT VANCOUVER

Feb. 13, 2015

Canucks 5

Bruins 2

AT BOSTON

Feb. 24, 2015

Canucks 2

Bruins 1

GOALS BY PERIOD

	1st	2nd	3rd	OT	TOTAL
CANUCKS	3	1	3	—	7
BRUINS	2	0	1	—	3

CANUCKS

Power Play: 0-4 0.0% Penalty Killing: 7-7 100.0%

CANUCKS

	GP	G	A	P	+/-	PIM	PP	SH
Shawn Matthias	2	3	0	3	3	2	0	0
Zack Kassian	2	1	2	3	4	0	0	0
Jannik Hansen	2	1	1	2	1	0	0	0
Ryan Stanton	2	1	0	1	2	0	0	0
Radim Vrbata	2	1	0	1	E	0	0	0
Derek Dorsett	2	0	1	1	3	2	0	0
Chris Higgins	2	0	1	1	1	0	0	0
Bo Horvat	2	0	1	1	E	0	0	0
Ronalds Kenins	2	0	1	1	E	0	0	0
Henrik Sedin	2	0	1	1	1	0	0	0
Daniel Sedin	2	0	1	1	E	2	0	0
Linden Vey	2	0	1	1	1	0	0	0
Chris Tanev	1	0	1	1	1	0	0	0
Adam Clendening	2	0	0	0	2	2	0	0
Dan Hamhuis	2	0	0	0	1	6	0	0
Luca Sbisa	2	0	0	0	1	0	0	0
Alex Biega	1	0	0	0	E	0	0	0
Nick Bonino	1	0	0	0	-1	0	0	0
Alex Burrows	1	0	0	0	-1	0	0	0
Alex Edler	1	0	0	0	1	0	0	0
Yannick Weber	1	0	0	0	E	0	0	0

CANUCKS

	GPI	MIN	W-L-O	GA	SA	SV	GAA	SV%
Eddie Lack	1	60	1-0-0	1	41	40	1.00	.976
Ryan Miller	1	60	1-0-0	2	23	21	2.00	.913

LAST

Last Home Win:
Last Road Win:
Last Shutout:

VANCOUVER

Feb. 13/15 (5-2)
Feb. 24/15 (2-1)
Jan. 15/96
Corey Hirsch (6-0)
Mar. 15/01 (2-2 @ BOS)
Feb. 6/10 (3-2 W @ BOS)
Shawn Matthias
Feb. 13/15

Most Goals:
7 – Oct. 15/89
VAN 7 vs BOS 6

Canucks in OT:
Canucks in SO:

3-5-9
1-0

BOSTON

Feb. 4/14 (3-1)
Feb. 26/11 (3-1)
Oct. 28/08
Tim Thomas (1-0)

Adam Oates
Mar. 4/93
9 – Feb. 10/72
VAN 1 @ BOS 9

ATTENDANCE

18,870

GOALTENDER

Miller/Rask

W GOAL

Radim Vrbata

ATTENDANCE

17,565

GOALTENDER

Lack/Rask

W GOAL

Zack Kassian

SHOTS BY PERIOD

	1st	2nd	3rd	OT	TOTAL
CANUCKS	17	22	14	—	53
BRUINS	18	24	22	—	64

BRUINS

Power Play: 0-7 0.0% Penalty Killing: 4-4 100.0%

BRUINS

	GP	G	A	P	+/-	PIM	PP	SH
Patrice Bergeron	2	1	0	1	E	2	0	0
Chris Kelly	2	1	0	1	1	0	0	0
Daniel Paille	2	1	0	1	-1	0	0	0
Loui Eriksson	2	0	1	1	E	0	0	0
Carl Soderberg	2	0	1	1	-1	0	0	0
Zdeno Chara	2	0	0	0	-2	0	0	0
Dougie Hamilton	2	0	0	0	-2	0	0	0
Torey Krug	2	0	0	0	E	0	0	0
Milan Lucic	2	0	0	0	-2	2	0	0
Brad Marchand	2	0	0	0	-2	4	0	0
Adam McQuaid	2	0	0	0	-3	0	0	0
David Pastrnak	2	0	0	0	-2	0	0	0
Dennis Seidenberg	2	0	0	0	-3	0	0	0
Reilly Smith	2	0	0	0	-1	0	0	0
Matt Bartkowski	1	0	0	0	E	0	0	0
Gregory Campbell	1	0	0	0	-1	4	0	0
Jordan Caron	1	0	0	0	E	0	0	0
Craig Cunningham	1	0	0	0	-1	0	0	0
Brian Ferlin	1	0	0	0	E	0	0	0
David Krejci	1	0	0	0	-2	0	0	0
Kevan Miller	1	0	0	0	1	0	0	0
Ryan Spooner	1	0	0	0	E	0	0	0

BRUINS

	GPI	MIN	W-L-O	GA	SA	SV	GAA	SV%
Tuukka Rask	2	118	0-2-0	6	52	46	3.06	.885



2014.15 SEASON SUMMARY

1 WIN

1 LOSS

0 OT

AT VANCOUVER

Jan. 30, 2015 Canucks 5 Sabres 2

AT BUFFALO

Feb. 26, 2015 Canucks 3 Sabres 6

GOALS BY PERIOD

	1st	2nd	3rd	OT	TOTAL
CANUCKS	2	3	3	-	8
SABRES	2	2	4	-	8

CANUCKS

Power Play: 2-4 50.0% Penalty Killing: 5-7 71.4%

CANUCKS

	GP	G	A	P	+/-	PIM	PP	SH
Dan Hamhuis	2	0	3	3	1	0	0	0
Henrik Sedin	2	0	3	3	E	2	0	0
Nick Bonino	2	1	1	2	-1	0	1	0
Chris Higgins	2	1	1	2	E	0	0	0
Shawn Matthias	2	1	1	2	1	0	0	0
Daniel Sedin	2	1	1	2	E	2	0	0
Chris Tanev	1	0	2	2	2	0	0	0
Jannik Hansen	2	1	0	1	-1	0	0	0
Bo Horvat	2	1	0	1	E	0	0	0
Radim Vrbata	2	1	0	1	1	0	0	0
Yannick Weber	2	1	0	1	-1	4	1	0
Zack Kassian	2	0	1	1	1	2	0	0
Linden Vey	2	0	1	1	-1	2	0	0
Ronalds Kenins	2	0	0	0	-1	0	0	0
Luca Sbisa	2	0	0	0	-1	0	0	0
Alex Biega	1	0	0	0	-1	0	0	0
Alex Burrows	1	0	0	0	E	0	0	0
Adam Clendenning	1	0	0	0	-2	0	0	0
Frank Corrado	1	0	0	0	1	0	0	0
Derek Dorsett	1	0	0	0	-1	0	0	0
Alex Edler	1	0	0	0	1	0	0	0
Ryan Stanton	1	0	0	0	E	0	0	0

CANUCKS

	GPI	MIN	W-L-O	GA	SA	SV	GAA	SV%
Ryan Miller	1	60	1-0-0	2	22	20	2.00	.909
Eddie Lack	1	59	0-1-0	5	23	18	5.11	.783

LAST

	VANCOUVER	BUFFALO
Last Home Win:	Jan. 30/15 (5-2)	Feb. 26/15 (6-3)
Last Road Win:	Oct. 17/13 (3-0)	Mar. 3/12 (5-3)
Last Shutout:	Oct. 17/13 Roberto Luongo (3-0)	Feb. 28/99 Dwayne Roloson (2-0)
Last Tie Game:	Oct. 29/02 (1-1 @ VAN)	
Last Shootout:	Jan. 19/07 (4-3 L @ BUF)	
Last Hat Trick:	Russ Courtnall Mar. 6/96	Steve Heinze Mar. 16/01
Most Goals:	9 - Nov. 19/72 VAN 9 vs BUF 5	8 - Jan. 8/76 VAN 5 @ BUF 8
Canucks in OT:	1-1-6	
Canucks in SO:	0-1	

ATTENDANCE

18,570

GOALTENDER

Miller/Hackett

W GOAL

Nick Bonino

ATTENDANCE

19,070

GOALTENDER

Lack/Neuwirth

W GOAL

Torrey Mitchell

SHOTS BY PERIOD

	1st	2nd	3rd	OT	TOTAL
CANUCKS	14	24	31	-	69
SABRES	14	13	19	-	46

SABRES

Power Play: 2-7 28.6% Penalty Killing: 2-4 50.0%

SABRES

	GP	G	A	P	+/-	PIM	PP	SH
Chris Stewart	2	3	1	4	-1	0	2	0
Brian Gionta	2	1	2	3	3	2	0	0
Torrey Mitchell	2	2	0	2	3	0	0	0
Brian Flynn	2	1	1	2	1	0	0	0
Matt Moulson	2	0	2	2	3	0	0	0
Andrej Meszaros	2	1	0	1	2	2	0	0
Tyler Ennis	1	0	1	1	-1	2	0	0
Zemgus Girgensons	1	0	1	1	-2	0	0	0
Mark Pysyk	1	0	1	1	1	0	0	0
Nikita Zadorov	1	0	1	1	-2	0	0	0
Andre Benoit	2	0	0	0	1	0	0	0
Nicolas Deslauriers	2	0	0	0	-2	0	0	0
Matt Ellis	2	0	0	0	-2	0	0	0
Rasmus Ristolainen	2	0	0	0	-5	0	0	0
Mike Weber	2	0	0	0	E	0	0	0
Zach Bogosian	1	0	0	0	3	0	0	0
Zac Dalpe	1	0	0	0	E	0	0	0
Marcus Foligno	1	0	0	0	1	0	0	0
Josh Gorges	1	0	0	0	E	0	0	0
Cody Hodgson	1	0	0	0	-2	0	0	0
Patrick Kaleta	1	0	0	0	E	0	0	0
Johan Larsson	1	0	0	0	E	0	0	0
Tyler Myers	1	0	0	0	E	0	0	0
Drew Stafford	1	0	0	0	-1	2	0	0
Philip Varone	1	0	0	0	E	0	0	0

SABRES

	GPI	MIN	W-L-O	GA	SA	SV	GAA	SV%
Michal Neuwirth	1	60	1-0-0	3	31	28	3.00	.903
Matt Hackett	1	59	0-1-0	4	37	33	4.10	.892



2014.15 SEASON SUMMARY

2 WINS

2 LOSSES

0 OT

AT VANCOUVER

Jan. 10, 2015	Canucks 0	Flames 1
Dec. 20, 2014	Canucks 3	Flames 2 (OT)

AT CALGARY

Feb. 14, 2015	Canucks 2	Flames 3
Oct. 8, 2014	Canucks 4	Flames 2

GOALS BY PERIOD

	1st	2nd	3rd	OT	TOTAL
CANUCKS	4	3	1	1	9
FLAMES	1	5	2	0	8

CANUCKS

Power Play: 2-8	25.0%	Penalty Killing: 11-11	100.0%
-----------------	-------	------------------------	--------

CANUCKS

	GP	G	A	P	+/-	PIM	PP	SH
Henrik Sedin	4	1	2	3	3	2	0	0
Chris Tanev	4	1	2	3	-4	0	0	0
Daniel Sedin	4	0	3	3	2	2	0	0
Radim Vrbata	4	2	0	2	1	0	1	0
Alex Burrows	4	1	1	2	-2	4	1	0
Linden Vey	3	1	1	2	3	2	0	0
Brad Richardson	3	0	2	2	3	4	0	0
Zack Kassian	3	1	0	1	E	2	0	0
Ronalds Kenins	1	1	0	1	-1	0	0	0
Yannick Weber	1	1	0	1	E	0	0	0
Jannik Hansen	4	0	1	1	-4	0	0	0
Chris Higgins	4	0	1	1	E	2	0	0
Bo Horvat	3	0	1	1	-3	0	0	0
Dan Hamhuis	2	0	1	1	1	0	0	0
Derek Dorsett	4	0	0	0	-4	12	0	0
Alexr Edler	4	0	0	0	E	0	0	0
Shawn Matthias	4	0	0	0	-2	0	0	0
Luca Sbisa	4	0	0	0	-1	9	0	0
Ryan Stanton	4	0	0	0	E	0	0	0
Kevin Bieksa	3	0	0	0	1	8	0	0
Nick Bonino	3	0	0	0	-1	0	0	0
Adam Clendenning	1	0	0	0	1	0	0	0
Frank Corrado	1	0	0	0	E	0	0	0

CANUCKS

	GPI	MIN	W-L-O	GA	SA	SV	GAA	SV%
Ryan Miller	3	179	2-1-0	7	87	80	2.35	.920
Eddie Lack	1	59	0-1-0	1	23	22	1.01	.957

LAST

Last Home Win:	Dec. 20/14 (3-2 OT)
Last Road Win:	Oct. 8/14 (4-2)
Last Shutout:	Dec. 29/13
	Eddie Lack (2-0)
Last Tie Game:	Nov. 29/03 (4-4 @ CGY)
Last Shootout:	Jan. 18/14 (3-2 W @ VAN)
Last Hat Trick:	Brendan Morrison
	Nov. 29/03
Most Goals:	11 - Mar. 1/92
	VAN 11 vs CGY 0
Canucks in OT:	11-8-34
Canucks in SO:	3-4

VANCOUVER

CALGARY

Feb. 14/15 (3-2)
Jan. 10/15 (1-0)
Jan. 10/15
Joni Ortio (1-0)
Mike Cammalleri
Nov. 27/09
12 - Mar. 12/75
VAN 4 @ ATL 12

ATTENDANCE

18,870
18,747

GOALTENDER

Lack/Ortio
Miller/Hiller

W GOAL

Mikael Backlund
Chris Tanev

ATTENDANCE

19,289
19,289

GOALTENDER

Miller/Ramo
Miller/Hiller

W GOAL

Lance Bouma
Radim Vrbata

SHOTS BY PERIOD

	1st	2nd	3rd	OT	TOTAL
CANUCKS	49	49	33	1	132
FLAMES	33	44	33	0	110

FLAMES

Power Play: 0-11	0.0%	Penalty Killing: 6-8	75.0%
------------------	------	----------------------	-------

FLAMES

	GP	G	A	P	+/-	PIM	PP	SH
Jiri Hudler	4	1	3	4	1	0	0	0
Sean Monahan	4	2	1	3	1	0	0	0
Johnny Gaudreau	4	1	2	3	4	0	0	0
David Jones	3	1	2	3	3	0	0	0
Deryk Engelland	4	0	2	2	4	7	0	0
Lance Bouma	4	1	0	1	-1	5	0	0
Paul Byron	4	1	0	1	-1	2	0	0
Mikael Backlund	3	1	0	1	-1	2	0	0
Joe Colborne	4	0	1	1	1	5	0	0
Mark Giordano	4	0	1	1	-3	2	0	0
Kris Russell	4	0	1	1	4	0	0	0
Dennis Wideman	4	0	1	1	E	2	0	0
Markus Granlund	2	0	1	1	1	2	0	0
TJ Brodie	4	0	0	0	-2	0	0	0
Curtis Glencross	4	0	0	0	1	2	0	0
Matt Stajan	4	0	0	0	-1	4	0	0
Raphael Diaz	3	0	0	0	E	0	0	0
Mason Raymond	3	0	0	0	-4	2	0	0
Brandon Bollig	2	0	0	0	E	0	0	0
Josh Jooris	2	0	0	0	-1	2	0	0
Brian McGrattan	1	0	0	0	E	0	0	0
Ladislav Smid	1	0	0	0	-1	0	0	0

FLAMES

	GPI	MIN	W-L-O	GA	SA	SV	GAA	SV%
Joni Ortio	1	60	1-0-0	0	36	36	0.00	1.000
Karri Ramo	1	60	1-0-0	2	30	28	2.00	.933
Jonas Hiller	2	119	0-1-1	5	64	59	2.52	.922



2014.15 SEASON SUMMARY

2 WINS

0 LOSSES

0 OT

AT VANCOUVER

Oct. 28, 2014 Canucks 4 Hurricanes 1

AT CAROLINA

Jan. 16, 2015 Canucks 3 Hurricanes 0

GOALS BY PERIOD

	1st	2nd	3rd	OT	TOTAL
CANUCKS	1	5	1	-	7
HURRICANES	0	0	1	-	1

CANUCKS

Power Play: 1-5 20.0% Penalty Killing: 6-6 100.0%

CANUCKS

	GP	G	A	P	+/-	PIM	PP	SH
Brad Richardson	2	2	0	2	4	7	0	0
Alex Burrows	2	1	1	2	2	0	0	0
Jannik Hansen	2	1	1	2	3	0	0	0
Shawn Matthias	2	1	1	2	2	0	0	0
Kevin Bieksa	2	0	2	2	1	0	0	0
Chris Tanev	2	0	2	2	2	0	0	0
Derek Dorsett	2	1	0	1	2	0	0	0
Linden Vey	2	1	0	1	1	0	1	0
Nick Bonino	2	0	1	1	E	2	0	0
Henrik Sedin	2	0	1	1	-1	0	0	0
Radim Vrbata	2	0	1	1	-1	2	0	0
Zack Kassian	1	0	1	1	1	0	0	0
Luca Sbisa	1	0	1	1	2	2	0	0
Ryan Stanton	1	0	1	1	2	0	0	0
Yannick Weber	1	0	1	1	2	0	0	0
Alex Edler	2	0	0	0	1	0	0	0
Dan Hamhuis	2	0	0	0	E	0	0	0
Chris Higgins	2	0	0	0	2	0	0	0
Daniel Sedin	2	0	0	0	-1	2	0	0
Frank Corrado	1	0	0	0	E	0	0	0
Bo Horvat	1	0	0	0	1	0	0	0

CANUCKS

GPI MIN W-L-O GA SA SV GAA SV%

Ryan Miller 2 120 2-0-0 1 58 57 0.50 .983

LAST

	VANCOUVER	CAROLINA
Last Home Win:	Oct. 28/14 (4-1)	Dec. 15/11 (4-3)
Last Road Win:	Jan. 16/15 (3-0)	Oct. 15/99 (4-1)
Last Shutout:	Jan. 16/15 Ryan Miller (3-0)	Jan. 16/96 Sean Burke (3-0)
Last Tie Game:	Nov. 24/99 (1-1 @ CAR)	
Last Shootout:	None	
Last Hat Trick:	Tony Tanti Jan. 15/84	Sylvain Turgeon Mar. 3/95
Most Goals:	8 - Twice	7 - Mar. 29/87 VAN 4 @ HAR 7
Canucks in OT:	6-0-6	
Canucks in SO:	0-0	

ATTENDANCE

18,234

GOALTENDER

Miller/Ward

W GOAL

Linden Vey

ATTENDANCE

13,093

GOALTENDER

Miller/Ward, Khudobin

W GOAL

Derek Dorsett

SHOTS BY PERIOD

	1st	2nd	3rd	OT	TOTAL
CANUCKS	12	17	13	-	42
HURRICANES	17	20	21	-	58

HURRICANES

Power Play: 0-6 0.0% Penalty Killing: 4-5 80.0%

HURRICANES

	GP	G	A	P	+/-	PIM	PP	SH
Jiri Tlustý	2	1	0	1	-2	0	0	0
Jeff Skinner	2	0	1	1	-1	2	0	0
Eric Staal	2	0	1	1	-2	0	0	0
Justin Faulk	2	0	0	0	E	2	0	0
Tim Gleason	2	0	0	0	-2	0	0	0
Ron Hainsey	2	0	0	0	-1	0	0	0
John-Michael Liles	2	0	0	0	-3	2	0	0
Elias Lindholm	2	0	0	0	-1	0	0	0
Jay McClement	2	0	0	0	-1	5	0	0
Ryan Murphy	2	0	0	0	-2	2	0	0
Riley Nash	2	0	0	0	-1	0	0	0
Victor Rask	2	0	0	0	-2	0	0	0
Andrej Sekera	2	0	0	0	-2	0	0	0
Alexander Semin	2	0	0	0	-1	2	0	0
Zach Boychuk	1	0	0	0	E	0	0	0
Patrick Dwyer	1	0	0	0	-1	0	0	0
Nathan Gerbe	1	0	0	0	-2	0	0	0
Brad Malone	1	0	0	0	E	0	0	0
Andrej Nestrasil	1	0	0	0	E	0	0	0
Jordan Staal	1	0	0	0	-1	0	0	0
Brody Sutter	1	0	0	0	E	0	0	0
Chris Terry	1	0	0	0	-1	0	0	0

HURRICANES

GPI MIN W-L-O GA SA SV GAA SV%

Anton Khudobin 1 20 0-0-0 0 4 4 0.00 1.000

Cam Ward 2 99 0-2-0 6 37 31 3.63 .838



CHICAGO BLACKHAWKS

2014.15 SEASON SUMMARY

2 WINS

1 LOSS

0 OT

AT VANCOUVER

Nov. 23, 2014

Canucks 4

Blackhawks 1

AT CHICAGO

Apr. 2, 2015

Canucks 1

Blackhawks 3

Feb. 11, 2015

Canucks 5 Blackhawks 4 (OT)

GOALS BY PERIOD

	1st	2nd	3rd	OT	TOTAL
CANUCKS	2	3	4	1	10
BLACKHAWKS	1	2	5	0	8

CANUCKS

Power Play: 0-6 0.0% Penalty Killing: 8-11 72.7%

CANUCKS

	GP	G	A	P	+/-	PIM	PP	SH
Bo Horvat	3	1	3	4	-2	2	0	0
Jannik Hansen	3	3	0	3	E	0	0	0
Derek Dorsett	3	1	2	3	3	2	0	0
Chris Higgins	3	0	3	3	3	0	0	0
Henrik Sedin	3	0	3	3	3	2	0	0
Daniel Sedin	3	2	0	2	2	2	0	0
Radim Vrbata	3	1	1	2	2	2	0	0
Luca Sbisa	3	0	2	2	1	0	0	0
Chris Tanev	3	0	2	2	5	0	0	0
Linden Vey	3	1	0	1	2	0	0	0
Zack Kassian	2	1	0	1	1	0	0	0
Alex Burrows	2	0	1	1	E	2	0	0
Ronalds Kenins	2	0	1	1	-2	0	0	0
Alex Edler	3	0	0	0	5	4	0	0
Shawn Matthias	3	0	0	0	2	0	0	0
Kevin Bieksa	2	0	0	0	E	0	0	0
Nick Bonino	2	0	0	0	E	0	0	0
Dan Hamhuis	2	0	0	0	-1	0	0	0
Ryan Stanton	2	0	0	0	1	0	0	0
Yannick Weber	2	0	0	0	-1	0	0	0
Adam Clendenning	1	0	0	0	E	0	0	0
Brad Richardson	1	0	0	0	E	4	0	0

CANUCKS

	GPI	MIN	W-L-O	GA	SA	SV	GAA	SV%
Ryan Miller	1	60	1-0-0	1	25	24	1.00	.960
Eddie Lack	2	119	1-1-0	7	79	72	3.52	.911

LAST

Last Home Win:

VANCOUVER

Nov. 23/14 (4-1)

Last Road Win:

Feb. 11/15 (5-4 OT)

Last Shutout:

Dec. 3/10

Last Tie Game:

Roberto Luongo (3-0)

Last Shootout:

Nov. 28/01 (3-3 @ CHI)

Last Hat Trick:

Dec. 20/13 (3-2 W @ CHI)

Last Hat Trick:

Jannik Hansen

Nov. 23/14

Most Goals:

7 - Twice

Canucks in OT:

8-5-13

Canucks in SO:

5-2

CHICAGO

Apr. 2/15 (3-1)

Jan. 29/14 (5-2)

Nov. 22/09

Antti Niemi (1-0)

Tyler Arnason

Mar. 19/04

9 - Three times

ATTENDANCE

18,663

GOALTENDER

Miller/Crawford

W GOAL

Jannik Hansen

ATTENDANCE

21,901

GOALTENDER

Lack/Crawford

W GOAL

Jonathan Toews

Daniel Sedin

SHOTS BY PERIOD

	1st	2nd	3rd	OT	TOTAL
CANUCKS	36	36	29	1	102
BLACKHAWKS	31	32	41	0	104

BLACKHAWKS

Power Play: 3-11 27.3% Penalty Killing: 6-6 100.0%

BLACKHAWKS

	GP	G	A	P	+/-	PIM	PP	SH
Marian Hossa	3	2	1	3	-2	0	1	0
Patrick Kane	2	1	2	3	-2	0	0	0
Marcus Kruger	3	1	1	2	2	0	0	0
Brandon Saad	3	1	1	2	-2	0	1	0
Jonathan Toews	3	1	1	2	-2	0	0	0
Duncan Keith	3	0	2	2	-4	0	0	0
Kris Versteeg	3	1	0	1	-3	2	1	0
Teuvo Teravainen	1	1	0	1	2	0	0	0
Johnny Oduya	3	0	1	1	E	0	0	0
Michal Rozsival	3	0	1	1	-3	0	0	0
Brent Seabrook	3	0	1	1	-3	0	0	0
Andrew Desjardins	1	0	1	1	2	0	0	0
Bryan Bickell	3	0	0	0	-2	0	0	0
Niklas Hjalmarsson	3	0	0	0	E	2	0	0
Brad Richards	3	0	0	0	-4	0	0	0
Daniel Carcillo	2	0	0	0	E	0	0	0
Patrick Sharp	2	0	0	0	-2	0	0	0
Andrew Shaw	2	0	0	0	E	0	0	0
Ben Smith	2	0	0	0	E	0	0	0
Adam Clendenning	1	0	0	0	-1	2	0	0
Phillip Danault	1	0	0	0	E	0	0	0
Joakim Nordstrom	1	0	0	0	E	0	0	0
David Rundblad	1	0	0	0	E	0	0	0
Kimmo Timonen	1	0	0	0	1	0	0	0
Antoine Vermette	1	0	0	0	-1	4	0	0

BLACKHAWKS

	GPI	MIN	W-L-O	GA	SA	SV	GAA	SV%
Corey Crawford	3	178	1-1-1	9	101	92	3.03	.911



2014.15 SEASON SUMMARY

1 WIN

2 LOSSES

0 OT

AT VANCOUVER

Mar. 26, 2015 Canucks 1 Avalanche 4

AT COLORADO

Nov. 4, 2014 Canucks 5 Avalanche 2

Oct. 24, 2014 Canucks 3 Avalanche 7

GOALS BY PERIOD

	1st	2nd	3rd	OT	TOTAL
CANUCKS	2	1	6	-	9
AVALANCHE	3	5	5	-	13

CANUCKS

Power Play: 1-11 91% Penalty Killing: 11-14 78.6%

CANUCKS

	GP	G	A	P	+/-	PIM	PP	SH
Nick Bonino	3	2	1	3	2	2	0	0
Henrik Sedin	3	2	1	3	2	0	0	0
Daniel Sedin	3	1	2	3	2	0	0	0
Alex Edler	3	0	3	3	3	2	0	0
Chris Higgins	3	0	3	3	1	0	0	0
Derek Dorsett	3	1	0	1	1	14	0	0
Shawn Matthias	3	1	0	1	-4	2	0	0
Yannick Weber	3	1	0	1	-3	0	1	0
Alex Burrows	2	1	0	1	E	0	0	0
Dan Hamhuis	3	0	1	1	-1	2	0	0
Jannik Hansen	3	0	1	1	-2	0	0	0
Linden Vey	3	0	1	1	2	0	0	0
Radim Vrbata	3	0	1	1	-1	2	0	0
Zack Kassian	2	0	1	1	-2	12	0	0
Kevin Bieksa	3	0	0	0	-1	8	0	0
Chris Tanev	3	0	0	0	3	2	0	0
Bo Horvat	2	0	0	0	-1	0	0	0
Brad Richardson	2	0	0	0	-3	0	0	0
Luca Sbisa	2	0	0	0	-6	2	0	0
Ronalds Kenins	1	0	0	0	-1	2	0	0
Ryan Stanton	1	0	0	0	E	0	0	0

CANUCKS

	GPI	MIN	W-L-O	GA	SA	SV	GAA	SV%
Ryan Miller	1	60	1-0-0	2	22	20	2.00	.909
Eddie Lack	2	119	0-2-0	10	85	75	5.05	.882

LAST

Last Home Win:	Nov. 4/14 (5-2)	COLORADO
Last Road Win:	Mar. 24/13 (3-2)	Oct. 24/14 (7-3)
Last Shutout:	Jan. 30/13 (3-0)	Mar. 26/15 (4-1)
	Roberto Luongo (3-0)	Oct. 3/09
Last Tie Game:	Mar. 3/04 (5-5 @ COL)	Craig Anderson (3-0)
Last Shootout:	Feb. 4/12 (3-2 W @ COL)	
Last Hat Trick:	Daniel Sedin	Milan Hejduk
	Dec. 6/11	Apr. 5/07
Most Goals:	8 - Twice	9 - Three times
Canucks in OT:	6-6-18	
Canucks in SO:	2-5	

ATTENDANCE

18,870

GOALTENDER

Lack/Berra

W GOAL

Alex Tanguay

ATTENDANCE

13,221

GOALTENDER

Miller/Varlamov

W GOAL

Nick Bonino

17,119

Lack/Varlamov

Daniel Briere

SHOTS BY PERIOD

	1st	2nd	3rd	OT	TOTAL
CANUCKS	24	36	40	-	100
AVALANCHE	40	37	31	-	108

AVALANCHE

Power Play: 3-14 21.4% Penalty Killing: 10-11 90.9%

AVALANCHE

	GP	G	A	P	+/-	PIM	PP	SH
Jarome Iginla	3	3	2	5	2	2	0	0
Matt Duchene	3	1	3	4	3	0	0	0
Alex Tanguay	3	1	3	4	1	0	0	0
Tyson Barrie	3	0	4	4	-3	0	0	0
Gabriel Landeskog	3	2	1	3	E	2	1	0
Erik Johnson	2	1	2	3	3	0	1	0
Ryan O'Reilly	3	0	3	3	-1	0	0	0
John Mitchell	3	2	0	2	E	0	1	0
Jamie McGinn	2	2	0	2	1	0	0	0
Zach Redmond	2	0	2	2	1	0	0	0
Daniel Briere	1	1	0	1	1	2	0	0
Marc-Andre Cliche	3	0	1	1	E	2	0	0
Jan Hejda	3	0	1	1	2	2	0	0
Nick Holden	3	0	1	1	-1	4	0	0
Dennis Everberg	2	0	1	1	E	0	0	0
Nathan MacKinnon	2	0	1	1	-2	2	0	0
Cody McLeod	3	0	0	0	1	14	0	0
Brad Stuart	3	0	0	0	2	0	0	0
Nate Guenin	2	0	0	0	E	0	0	0
Max Talbot	2	0	0	0	E	0	0	0
Jordan Caron	1	0	0	0	E	0	0	0
Freddie Hamilton	1	0	0	0	E	0	0	0
Joey Hishon	1	0	0	0	E	0	0	0

AVALANCHE

	GPI	MIN	W-L-O	GA	SA	SV	GAA	SV%
Reto Berra	1	60	1-0-0	1	34	33	1.00	.971
Semyon Varlamov	2	120	1-1-0	8	66	58	4.00	.879



COLUMBUS BLUE JACKETS

2014.15 SEASON SUMMARY

1 WIN

1 LOSS

0 OT

AT VANCOUVER

Mar. 19, 2015 Canucks 2 Blue Jackets 6

AT COLUMBUS

Nov. 28, 2014 Canucks 5 Blue Jackets 0

GOALS BY PERIOD	1st	2nd	3rd	OT	TOTAL
CANUCKS	0	3	4	—	7
BLUE JACKETS	0	3	3	—	6

CANUCKS

Power Play: 0-4 0.0% Penalty Killing: 3-4 75.0%

CANUCKS	GP	G	A	P	+/-	PIM	PP	SH
Nick Bonino	2	0	3	3	1	0	0	0
Alex Burrows	2	1	1	2	1	0	0	0
Chris Higgins	2	1	1	2	E	0	0	0
Henrik Sedin	2	1	1	2	E	0	0	0
Daniel Sedin	2	1	1	2	E	0	0	0
Brad Richardson	1	1	1	2	2	0	0	0
Bo Horvat	2	1	0	1	1	0	0	0
Shawn Matthias	2	1	0	1	1	0	0	0
Luca Sbisa	2	0	1	1	3	0	0	0
Radim Vrbata	2	0	1	1	-2	0	0	0
Yannick Weber	2	0	1	1	2	2	0	0
Kevin Bieksa	2	0	0	0	1	4	0	0
Derek Dorsett	2	0	0	0	-1	5	0	0
Alex Edler	2	0	0	0	-1	2	0	0
Jannik Hansen	2	0	0	0	1	0	0	0
Chris Tanev	2	0	0	0	-1	0	0	0
Linden Vey	2	0	0	0	E	0	0	0
Dan Hamhuis	1	0	0	0	-1	0	0	0
Ronalds Kenins	1	0	0	0	1	0	0	0
Ryan Stanton	1	0	0	0	1	0	0	0

CANUCKS	GPI	MIN	W-L-O	GA	SA	SV	GAA	SV%
Ryan Miller	1	60	1-0-0	0	31	31	0.00	1.000
Jacob Markstrom	1	10	0-0-0	0	2	2	0.00	1.000
Eddie Lack	1	49	0-1-0	5	30	25	6.06	8.33

LAST

Last Home Win:

Last Road Win:

Last Shutout:

Last Tie Game:

Last Shootout:

Last Hat Trick:

Most Goals:

Canucks in OT:

Canucks in SO:

VANCOUVER

Nov. 22/13 (6-2)

Nov. 28/14 (5-0)

Nov. 28/14

Ryan Miller (5-0)

Feb. 5/03 (4-4 @ (CBJ))

Mar. 26/13 (1-0 W @ VAN)

None

7 - Twice

4-3-6

3-3

COLUMBUS

Oct. 20/13 (3-1)

Mar. 19/15 (6-2)

Mar. 26/13

Sergei Bobrovsky (1-0 SO)

None

6 - Three times

ATTENDANCE

18,668

GOALTENDER

Lack, Markstrom/Bobrovsky

W GOAL

Cam Atkinson

ATTENDANCE

14,121

GOALTENDER

Miller/Bobrovsky

W GOAL

Chris Higgins

SHOTS BY PERIOD

	1st	2nd	3rd	OT	TOTAL
CANUCKS	29	20	21	—	70
BLUE JACKETS	18	22	24	—	64

BLUE JACKETS

Power Play: 1-4 25.0% Penalty Killing: 4-4 100.0%

BLUE JACKETS	GP	G	A	P	+/-	PIM	PP	SH
Marko Dano	1	2	1	3	3	0	0	0
Alexander Wennberg	2	1	1	2	3	0	0	0
Cam Atkinson	2	1	0	1	-4	0	1	0
Scott Hartnell	2	1	0	1	3	4	0	0
Rene Bourque	1	1	0	1	E	0	0	0
Artem Anisimov	2	0	1	1	-1	0	0	0
Nick Foligno	2	0	1	1	1	0	0	0
Ryan Johansen	2	0	1	1	E	0	0	0
Jack Johnson	2	0	1	1	-2	2	0	0
David Savard	2	0	1	1	-1	0	0	0
Mark Letestu	1	0	1	1	-1	0	0	0
Jared Boll	2	0	0	0	-1	0	0	0
Dalton Prout	2	0	0	0	-1	0	0	0
Corey Topp	2	0	0	0	E	7	0	0
Matt Calvert	1	0	0	0	-4	0	0	0
Kevin Connauton	1	0	0	0	2	0	0	0
Ryan Craig	1	0	0	0	-1	0	0	0
Tim Erixon	1	0	0	0	-2	0	0	0
Brian Gibbons	1	0	0	0	-1	0	0	0
Cody Goloubef	1	0	0	0	2	0	0	0
Boone Jenner	1	0	0	0	-3	0	0	0
Jordan Leopold	1	0	0	0	-1	0	0	0
Jack Skille	1	0	0	0	-1	0	0	0
Fedor Tyutin	1	0	0	0	1	0	0	0
James Wisniewski	1	0	0	0	-2	0	0	0

BLUE JACKETS	GPI	MIN	W-L-O	GA	SA	SV	GAA	SV%
Sergei Bobrovsky	2	120	1-1-0	6	69	63	3.00	.913



2014.15 SEASON SUMMARY

0 WINS

2 LOSSES

1 OT

AT VANCOUVER

Mar. 28, 2015	Canucks 3	Stars 4 (OT)
Dec. 17, 2014	Canucks 0	Stars 2

AT DALLAS

Oct. 21, 2014	Canucks 3	Stars 6
---------------	-----------	---------

GOALS BY PERIOD

	1st	2nd	3rd	OT	TOTAL
CANUCKS	1	3	2	0	6
STARS	4	4	3	1	12

CANUCKS

Power Play: 2-11	18.2%	Penalty Killing: 8-9	88.9%
------------------	-------	----------------------	-------

CANUCKS

	GP	G	A	P	+/-	PIM	PP	SH
Radim Vrbata	3	2	1	3	E	2	1	0
Chris Tanev	3	0	3	3	-3	2	0	0
Nick Bonino	3	1	1	2	-3	2	0	0
Daniel Sedin	3	0	2	2	-2	0	0	0
Jannik Hansen	3	1	0	1	-1	0	0	0
Chris Higgins	3	1	0	1	-4	0	1	0
Zack Kassian	1	1	0	1	E	0	0	0
Derek Dorsett	3	0	1	1	E	11	0	0
Henrik Sedin	3	0	1	1	-2	0	0	0
Linden Vey	3	0	1	1	-1	0	0	0
Dan Hamhuis	2	0	1	1	-2	2	0	0
Brad Richardson	2	0	1	1	-2	7	0	0
Kevin Bieksa	3	0	0	0	-6	0	0	0
Alex Burrows	3	0	0	0	-4	0	0	0
Alex Edler	3	0	0	0	-4	2	0	0
Shawn Matthias	3	0	0	0	-1	0	0	0
Luca Sbisa	3	0	0	0	-1	0	0	0
Yannick Weber	3	0	0	0	2	2	0	0
Bo Horvat	2	0	0	0	-1	0	0	0
Ronalds Kenins	1	0	0	0	E	0	0	0
Ryan Stanton	1	0	0	0	E	0	0	0

CANUCKS

	GPI	MIN	W-L-O	GA	SA	SV	GAA	SV%
Eddie Lack	3	161	0-1-1	6	83	77	2.23	.928
Ryan Miller	1	21	0-1-0	5	13	8	14.10	.615

LAST

Last Home Win:	Mar. 30/12 (5-2)	DALLAS	Oct. 21/14 (6-3)
Last Road Win:	Feb. 21/13 (4-3)		Mar. 28/15 (4-3 OT)
Last Shutout:	Jan. 10/99		Dec. 17/14
	Corey Hirsch (2-0)		Kari Lehtonen (2-0)
Last Tie Game:	Mar. 8/00 (3-3 @ DAL)		
Last Shootout:	Oct. 11/09 (4-3 W @ VAN)		
Last Hat Trick:	Todd Bertuzzi		Tyler Seguin
	Mar. 17/03		Mar. 6/14
Most Goals:	10 - Twice		9 - Twice
Canucks in OT:	1-6-13		
Canucks in SO:	2-2		

ATTENDANCE

18,595	GOALTENDER	W GOAL
18,755	Lack/Lehtonen	John Klingberg
	Lack/Lehtonen	Colton Sceviour

ATTENDANCE

15,678	GOALTENDER	W GOAL
	Miller, Lack/Lehtonen	Jamie Benn

SHOTS BY PERIOD

	1st	2nd	3rd	OT	TOTAL
CANUCKS	32	32	43	2	109
STARS	25	39	28	5	97

STARS

Power Play: 1-9	11.1%	Penalty Killing: 9-11	81.8%
-----------------	-------	-----------------------	-------

STARS

	GP	G	A	P	+/-	PIM	PP	SH
Tyler Seguin	3	2	2	4	3	2	0	0
Jamie Benn	3	2	1	3	3	2	0	0
Cody Eakin	3	1	2	3	3	0	0	0
Trevor Daley	3	0	3	3	3	4	0	0
Shawn Horcoff	3	0	3	3	3	0	0	0
Erik Cole	2	2	0	2	E	0	1	0
Antoine Roussel	3	1	1	2	1	5	0	0
Ryan Garbutt	2	1	1	2	E	0	0	0
Jason Spezza	3	0	2	2	2	2	0	0
John Klingberg	2	1	0	1	2	2	0	0
Colton Sceviour	2	1	0	1	1	2	0	0
Patrick Eaves	1	1	0	1	2	0	0	0
Vernon Fiddler	3	0	1	1	1	0	0	0
Alex Goligoski	3	0	1	1	4	4	0	0
Jordie Benn	2	0	1	1	1	0	0	0
Jason Demers	2	0	1	1	1	4	0	0
Kevin Connauton	1	0	1	1	E	2	0	0
Brenden Dillon	1	0	1	1	1	2	0	0
Ales Hensky	3	0	0	0	1	0	0	0
Curtis McKenzie	3	0	0	0	E	7	0	0
Jyrki Jokipakka	2	0	0	0	1	0	0	0
Travis Morin	1	0	0	0	E	0	0	0
Patrik Nemeth	1	0	0	0	1	0	0	0
Jamie Oleksiak	1	0	0	0	E	0	0	0
Brett Ritchie	1	0	0	0	E	0	0	0

STARS

	GPI	MIN	W-L-O	GA	SA	SV	GAA	SV%
Kari Lehtonen	3	184	3-0-0	6	109	103	1.96	.945



DETROIT RED WINGS

2014.15 SEASON SUMMARY

1 WIN

1 LOSS

0 OT

AT VANCOUVER

Jan. 3, 2015 Canucks 4 Red Wings 1

AT DETROIT

Nov. 30, 2014 Canucks 3 Red Wings 5

GOALS BY PERIOD

	1st	2nd	3rd	OT	TOTAL
CANUCKS	0	2	5	—	7
RED WINGS	2	1	3	—	6

CANUCKS

Power Play: 3-7 42.9% Penalty Killing: 5-7 71.4%

CANUCKS

	GP	G	A	P	+/-	PIM	PP	SH
Henrik Sedin	2	2	1	3	-1	0	0	0
Linden Vey	1	2	1	3	2	2	1	0
Daniel Sedin	2	0	3	3	E	2	0	0
Alex Edler	2	1	1	2	E	2	1	0
Shawn Matthias	2	1	1	2	2	2	0	0
Radim Vrbata	2	1	0	1	-2	0	1	0
Brad Richardson	2	0	1	1	1	0	0	0
Yannick Weber	2	0	1	1	1	0	0	0
Kevin Bieksa	2	0	0	0	-1	0	0	0
Nick Bonino	2	0	0	0	-1	0	0	0
Alex Burrows	2	0	0	0	-1	2	0	0
Derek Dorsett	2	0	0	0	E	4	0	0
Jannik Hansen	2	0	0	0	E	0	0	0
Chris Higgins	2	0	0	0	-1	0	0	0
Bo Horvat	2	0	0	0	E	0	0	0
Luca Sbisa	2	0	0	0	-2	0	0	0
Ryan Stanton	2	0	0	0	2	6	0	0
Chris Tanev	2	0	0	0	E	0	0	0
Zack Kassian	1	0	0	0	E	2	0	0

CANUCKS

	GPI	MIN	W-L-O	GA	SA	SV	GAA	SV%
Ryan Miller	2	118	1-1-0	5	59	54	2.55	.915

LAST

	VANCOUVER	DETROIT
Last Home Win:	Jan. 3/15 (4-1)	Nov. 30/14 (5-3)
Last Road Win:	Feb. 23/12 (4-3 SO)	Oct. 30/13 (2-1)
Last Shutout:	Dec. 15/01 Dan Cloutier (3-0)	Feb. 3/14 Jimmy Howard Jonas Gustavsson (2-0)

Last Tie Game: Mar. 13/01 (2-2 @ DET)
Last Shootout: Apr. 20/13 (2-1 W vs DET)

Last Hat Trick: Todd Bertuzzi
Nov. 13/05

Most Goals: 9 – Twice
Apr. 5/94
11 – Feb. 27/85
VAN 5 @ DET 11

Canucks in OT: 4-4-14

Canucks in SO: 2-3

ATTENDANCE

18,870

GOALTENDER

Miller/Howard

W GOAL

Radim Vrbata

ATTENDANCE

20,027

GOALTENDER

Miller/Howard

W GOAL

Danny DeKeyser

SHOTS BY PERIOD

	1st	2nd	3rd	OT	TOTAL
CANUCKS	19	19	19	—	57
RED WINGS	18	18	24	—	60

RED WINGS

Power Play: 2-7 28.6% Penalty Killing: 4-7 57.1%

RED WINGS

	GP	G	A	P	+/-	PIM	PP	SH
Pavel Datsyuk	2	2	0	2	2	0	1	0
Danny DeKeyser	2	1	1	2	1	2	0	0
Gustav Nyquist	2	1	1	2	-1	0	1	0
Tomas Tatar	2	1	1	2	1	0	0	0
Henrik Zetterberg	2	0	2	2	1	2	0	0
Niklas Kronwall	2	1	0	1	E	0	0	0
Jonathan Ericsson	2	0	1	1	1	1	4	0
Johan Franzen	2	0	1	1	-3	2	0	0
Tomas Jurco	2	0	1	1	1	0	0	0
Riley Sheahan	2	0	1	1	-1	0	0	0
Jakub Kindl	1	0	1	1	-2	0	0	0
Justin Abdelkader	2	0	0	0	2	2	0	0
Luke Glendening	2	0	0	0	E	0	0	0
Darren Helm	2	0	0	0	-1	0	0	0
Drew Miller	2	0	0	0	1	0	0	0
Kyle Quincey	2	0	0	0	1	4	0	0
Brendan Smith	2	0	0	0	E	6	0	0
Stephen Weiss	2	0	0	0	-3	0	0	0
Xavier Ouellet	1	0	0	0	E	0	0	0

RED WINGS

	GPI	MIN	W-L-O	GA	SA	SV	GAA	SV%
Jimmy Howard	2	118	1-1-0	5	55	50	2.54	.909



2014.15 SEASON SUMMARY

5 WINS

0 LOSSES

0 OT

AT VANCOUVER

Apr. 11, 2015	Canucks 6	Oilers 5 (OT)
Oct. 11, 2014	Canucks 5	Oilers 4 (SO)

AT EDMONTON

Nov. 19, 2014	Canucks 5	Oilers 4
Nov. 1, 2014	Canucks 3	Oilers 2
Oct. 17, 2014	Canucks 2	Oilers 0

GOALS BY PERIOD	1st	2nd	3rd	OT	TOTAL
CANUCKS	4	9	6	1	20
OILERS	5	9	1	0	15

CANUCKS

Power Play: 4-21	19.0%	Penalty Killing: 14-16	87.5%
------------------	-------	------------------------	-------

CANUCKS	GP	G	A	P	+/-	PIM	PP	SH
Daniel Sedin	5	2	8	10	3	0	0	0
Radim Vrbata	5	4	4	8	5	2	3	0
Henrik Sedin	5	1	7	8	2	2	0	0
Nick Bonino	5	1	3	4	2	2	0	0
Alex Edler	5	1	3	4	3	0	0	0
Linden Vey	4	2	1	3	-1	2	1	0
Jannik Hansen	5	2	0	2	E	0	0	1
Sven Baertschi	1	2	0	2	1	0	0	0
Derek Dorsett	5	1	1	2	1	9	0	1
Chris Higgins	4	1	1	2	E	0	0	0
Yannick Weber	3	1	1	2	1	0	0	0
Kevin Bieksa	5	1	0	1	-1	7	0	0
Luca Sbisa	4	1	0	1	E	0	0	0
Alex Burrows	4	0	1	1	-2	6	0	0
Dan Hamhuis	4	0	1	1	3	7	0	0
Shawn Matthias	4	0	1	1	1	2	0	0
Bo Horvat	2	0	1	1	-1	0	0	0
Brandon McMillan	1	0	1	1	1	0	0	0
Tom Sestito	1	0	1	1	1	0	0	0
Chris Tanev	5	0	0	0	2	0	0	0
Zack Kassian	4	0	0	0	-3	4	0	0
Brad Richardson	4	0	0	0	-3	0	0	0
Ryan Stanton	4	0	0	0	-2	4	0	0
Ronalds Kenins	1	0	0	0	-1	0	0	0

CANUCKS	GPI	MIN	W-L-O	GA	SA	SV	GAA	SV%
Ryan Miller	5	307	5-0-0	15	144	129	2.93	.896

LAST

Last Home Win:	Apr. 11/15 (6-5 OT)	EDMONTON	Apr. 12/14 (5-2)
Last Road Win:	Nov. 19/14 (5-4)		Jan. 27/14 (4-2)
Last Shutout:	Oct. 17/14		Mar. 30/13
	Ryan Miller (2-0)		Devan Dubnyk (4-0)
Last Tie Game:	Jan. 30/03 (3-3 @ VAN)		
Last Shootout:	Oct. 11/14 (5-4 W @ VAN)		
Last Hat Trick:	Daniel Sedin	David Perron	
	Feb. 6/07	Jan. 27/14	
Most Goals:	9 - Nov. 21/92	13 - Nov. 8/85	
	VAN 9 vs EDM 0	VAN 0 @ EDM 13	
Canucks in OT:	15-6-20		
Canucks in SO:	3-5		

ATTENDANCE

18,870	Miller/Scrivens
18,870	Miller/Fasth

GOALTENDER

Miller/Scrivens	W GOAL
Miller/Scrivens	Alex Edler
Miller/Scrivens	Chris Higgins

W GOAL

Alex Edler	
Chris Higgins	

ATTENDANCE

16,839	Miller/Scrivens
16,839	Miller/Scrivens
16,839	Miller/Scrivens

GOALTENDER

Miller/Scrivens	W GOAL
Miller/Scrivens	Yannick Weber
Miller/Scrivens	Derek Dorsett
Miller/Scrivens	Radim Vrbata

W GOAL

Yannick Weber	
Derek Dorsett	
Radim Vrbata	

SHOTS BY PERIOD	1st	2nd	3rd	OT	TOTAL
CANUCKS	45	69	37	6	157
OILERS	48	51	42	3	144

OILERS

Power Play: 2-16	12.5%	Penalty Killing: 17-21	81.0%
------------------	-------	------------------------	-------

OILERS	GP	G	A	P	+/-	PIM	PP	SH
Teddy Purcell	5	2	2	4	-5	0	1	0
Taylor Hall	5	1	3	4	2	6	0	0
Benoit Pouliot	5	1	3	4	2	2	0	0
Mark Arcobello	4	1	2	3	-2	2	0	0
David Perron	4	1	2	3	-4	0	0	0
Jordan Eberle	5	2	0	2	E	4	0	0
Nail Yakupov	5	2	0	2	E	0	0	0
Andrew Ference	4	1	1	2	1	9	0	0
Steven Pinizzotto	1	1	1	2	E	7	0	0
Martin Marincin	3	0	2	2	1	0	0	0
Boyd Gordon	4	1	0	1	-1	2	0	0
Jesse Joensuu	3	1	0	1	E	4	0	1
Brad Hunt	2	1	0	1	-2	0	1	0
Matt Hendricks	5	0	1	1	-2	2	0	0
Justin Schultz	5	0	1	1	-2	0	0	0
Leon Draisaitl	4	0	1	1	2	0	0	0
Mark Fayne	4	0	1	1	1	2	0	0
Oscar Klefbom	1	0	1	1	1	0	0	0
David Musil	1	0	1	1	-1	2	0	0
Derek Roy	1	0	1	1	-1	2	0	0
Ryan Nugent-Hopkins	4	0	0	0	-2	7	0	0
Jeff Petry	4	0	0	0	1	2	0	0
Nikita Nikitin	3	0	0	0	1	2	0	0
Keith Aulie	2	0	0	0	-3	0	0	0
Brandon Davidson	1	0	0	0	-1	0	0	0
Matt Fraser	1	0	0	0	E	0	0	0
Luke Gazdic	1	0	0	0	E	0	0	0
Rob Klinkhammer	1	0	0	0	E	0	0	0
Anton Lander	1	0	0	0	-1	2	0	0
Tyler Pitlick	1	0	0	0	-1	0	0	0

OILERS	GPI	MIN	W-L-O	GA	SA	SV	GAA	SV%
Viktor Fasth	1	65	0-0-1	4	43	39	3.69	.907
Ben Scrivens	4	238	0-3-1	15	113	98	3.79	.867



FLORIDA PANTHERS

2014.15 SEASON SUMMARY

1 WIN

1 LOSS

0 OT

AT VANCOUVER

Jan. 8, 2015

Canucks 1

Panthers 3

AT FLORIDA

Jan. 19, 2015

Canucks 2

Panthers 1

GOALS BY PERIOD

	1st	2nd	3rd	OT	TOTAL
CANUCKS	3	0	0	—	3
PANTHERS	1	2	1	—	4

CANUCKS

Power Play: 0-9 0.0% Penalty Killing: 6-6 100.0%

CANUCKS

	GP	G	A	P	+/-	PIM	PP	SH
Daniel Sedin	2	1	1	2	-1	0	0	0
Henrik Sedin	2	0	2	2	E	0	0	0
Bo Horvat	2	1	0	1	1	0	0	0
Radim Vrbata	2	1	0	1	-1	0	0	0
Jannik Hansen	2	0	1	1	1	6	0	0
Dan Hamhuis	1	0	1	1	1	0	0	0
Yannick Weber	1	0	1	1	E	0	0	0
Kevin Bieksa	2	0	0	0	-1	2	0	0
Nick Bonino	2	0	0	0	-2	0	0	0
Alex Burrows	2	0	0	0	-1	0	0	0
Derek Dorsett	2	0	0	1	6	0	0	0
Alex Edler	2	0	0	0	-1	0	0	0
Zack Kassian	2	0	0	0	E	2	0	0
Shawn Matthias	2	0	0	0	E	0	0	0
Luca Sbisa	2	0	0	0	1	2	0	0
Ryan Stanton	2	0	0	0	-1	0	0	0
Chris Tanev	2	0	0	0	-1	0	0	0
Linden Vey	2	0	0	0	-1	0	0	0
Chris Higgins	1	0	0	0	E	2	0	0
Brad Richardson	1	0	0	0	E	2	0	0

CANUCKS

GPI MIN W-L-O GA SA SV GAA SV%

Ryan Miller 2 118 1-1-0 4 54 50 2.03 .926

LAST

Last Home Win: Oct. 11/10 (2-1)
Last Road Win: Jan. 19/15 (2-1)
Last Shutout: Feb. 11/10

Roberto Luongo (3-0)
Jan. 11/04 (2-2 @ VAN)
Last Shootout: Mar. 16/14 (4-3 W @ FLA)
Last Hat Trick: None

Most Goals: 7 – Jan. 3/96

VAN 7 @ FLA 2

Canucks in OT: 1-0-10

Canucks in SO: 2-2

ATTENDANCE

18,799

GOALTENDER

Miller/Luongo

W GOAL

Aleksander Barkov

ATTENDANCE

9,373

GOALTENDER

Miller/Luongo

W GOAL

Bo Horvat

SHOTS BY PERIOD

	1st	2nd	3rd	OT	TOTAL
CANUCKS	24	22	10	—	56
PANTHERS	15	23	17	—	55

PANTHERS

Power Play: 0-6 0.0% Penalty Killing: 9-9 100.0%

PANTHERS

	GP	G	A	P	+/-	PIM	PP	SH
Jonathan Huberdeau	2	2	1	3	2	4	0	0
Aleksander Barkov	2	1	0	1	2	2	0	0
Brandon Pirri	1	1	0	1	1	0	0	0
Dave Bolland	2	0	1	1	-1	6	0	0
Aaron Ekblad	2	0	1	1	E	0	0	0
Dmitry Kulikov	2	0	1	1	E	0	0	0
Willie Mitchell	2	0	1	1	-1	0	0	0
Nick Bjugstad	2	0	0	0	E	4	0	0
Brad Boyes	2	0	0	0	2	0	0	0
Brian Campbell	2	0	0	0	1	2	0	0
Tomas Fleischmann	2	0	0	0	-1	0	0	0
Jimmy Hayes	2	0	0	0	E	0	0	0
Jussi Jokinen	2	0	0	0	E	4	0	0
Tomas Kopecky	2	0	0	0	E	0	0	0
Derek MacKenzie	2	0	0	0	E	4	0	0
Dylan Olsen	2	0	0	0	1	0	0	0
Sean Bergenheim	1	0	0	0	-1	0	0	0
Erik Gudbranson	1	0	0	0	E	0	0	0
Shane O'Brien	1	0	0	0	E	0	0	0
Vincent Trocheck	1	0	0	0	1	0	0	0
Scottie Upshall	1	0	0	0	E	2	0	0

PANTHERS

GPI MIN W-L-O GA SA SV GAA SV%

Roberto Luongo 2 118 1-1-0 3 56 53 1.52 .946



2014.15 SEASON SUMMARY

2 WINS

3 LOSSES

0 OT

AT VANCOUVER

Apr. 6, 2015	Canucks 2	Kings 1 (SO)
Mar. 12, 2015	Canucks 0	Kings 4
Jan. 1, 2015	Canucks 2	Kings 3

AT LOS ANGELES

Mar. 21, 2014	Canucks 4	Kings 1
Nov. 8, 2014	Canucks 1	Kings 5

GOALS BY PERIOD	1st	2nd	3rd	OT	TOTAL
CANUCKS	1	2	5	0	8
KINGS	5	4	5	0	14

CANUCKS

Power Play: 2-3	15.4%	Penalty Killing: 11-14	78.6%
-----------------	-------	------------------------	-------

CANUCKS	GP	G	A	P	+/-	PIM	PP	SH
Radim Vrbata	5	2	2	4	-1	0	1	0
Daniel Sedin	5	2	1	3	-3	0	0	0
Chris Higgins	4	1	1	2	3	0	0	0
Alex Edler	5	0	2	2	-1	0	0	0
Henrik Sedin	5	0	2	2	-3	2	0	0
Nick Bonino	5	1	0	1	3	0	0	0
Alex Burrows	5	1	0	1	-4	6	1	0
Bo Horvat	5	1	0	1	-2	2	0	1
Linden Vey	5	0	1	1	-1	0	0	0
Kevin Bieksa	4	0	1	1	-1	0	0	0
Ryan Stanton	3	0	1	1	-4	4	0	0
Yannick Weber	3	0	1	1	E	2	0	0
Derek Dorsett	5	0	0	0	-2	9	0	0
Jannik Hansen	5	0	0	0	-2	4	0	0
Shawn Matthias	5	0	0	0	-1	0	0	0
Luca Sbisa	5	0	0	0	1	2	0	0
Chris Tanev	5	0	0	0	E	0	0	0
Dan Hamhuis	4	0	0	0	-4	2	0	0
Ronalds Kenins	3	0	0	0	-1	0	0	0
Brad Richardson	2	0	0	0	-1	2	0	0
Frank Corrado	1	0	0	0	E	0	0	0
Zack Kassian	1	0	0	0	-3	0	0	0

CANUCKS	GPI	MIN	W-L-O	GA	SA	SV	GAA	SV%
Eddie Lack	4	205	2-1-0	6	96	90	1.76	.938
Ryan Miller	2	99	0-2-0	7	62	55	4.24	.887

LAST

	VANCOUVER	LOS ANGELES
Last Home Win:	Apr. 6/15 (2-1 SO)	Nov. 8/14 (5-1)
Last Road Win:	Mar. 21/15 (4-1)	Mar. 12/15 (4-0)
Last Shutout:	Mar. 23/15	Mar. 12/15
	Cory Schneider (1-0)	Jonathan Quick (4-0)
Last Tie Game:	Dec. 22/03 (4-4 @ VAN)	
Last Shootout:	Apr. 6/15 (2-1 W @ VAN)	
Last Hat Trick:	Alex Burrows	Dustin Brown
	Mar. 27/06	Apr. 1/10
Most Goals:	11 - Nov. 25/86	12 - Nov. 29/84
	VAN 11 vs LA 5	VAN 1 @ LA 12
Canucks in OT:	5-5-26	
Canucks in SO:	2-4	

ATTENDANCE GOALTENDER

18,870	Lack/Quick	W GOAL
18,663	Lack/Quick	Chris Higgins
18,870	Miller/Quick	Tyler Toffoli
		Jarret Stoll

ATTENDANCE GOALTENDER

18,230	Lack/Quick	W GOAL
18,230	Miller, Lack/Quick	Radim Vrbata
		Jake Muzzin

SHOTS BY PERIOD	1st	2nd	3rd	OT	TOTAL
CANUCKS	50	37	43	4	134
KINGS	57	52	48	2	159

KINGS

Power Play: 3-14	21.4%	Penalty Killing: 11-13	84.6%
------------------	-------	------------------------	-------

KINGS	GP	G	A	P	+/-	PIM	PP	SH
Anze Kopitar	5	2	3	5	E	0	0	0
Tyler Toffoli	5	2	3	5	4	17	1	0
Marian Gaborik	5	3	1	4	E	0	1	0
Justin Williams	5	2	1	3	1	2	1	0
Jeff Carter	5	1	2	3	2	2	0	0
Jake Muzzin	5	1	2	3	-1	4	0	0
Alec Martinez	3	0	3	3	3	0	0	0
Dwight King	5	2	0	2	2	0	0	0
Drew Doughty	5	0	2	2	-1	4	0	0
Tanner Pearson	2	0	2	2	3	0	0	0
Jarret Stoll	4	1	0	1	1	4	0	0
Dustin Brown	5	0	1	1	-3	2	0	0
Matt Greene	5	0	1	1	4	2	0	0
Trevor Lewis	5	0	1	1	2	0	0	0
Brayden McNabb	4	0	1	1	3	2	0	0
Nick Shore	3	0	1	1	E	0	0	0
Mike Richards	2	0	1	1	E	0	0	0
Kyle Clifford	5	0	0	0	1	7	0	0
Jordan Nolan	4	0	0	0	E	0	0	0
Robyn Regehr	3	0	0	0	2	0	0	0
Andrej Sekera	2	0	0	0	E	0	0	0
Andy Andreoff	1	0	0	0	E	0	0	0
Jamie McBain	1	0	0	0	E	0	0	0
Jeff Schultz	1	0	0	0	E	0	0	0

KINGS	GPI	MIN	W-L-O	GA	SA	SV	GAA	SV%
Jonathan Quick	5	304	3-1-1	6	132	126	1.18	.955



MINNESOTA WILD

2014.15 SEASON SUMMARY

1 WIN

2 LOSSES

0 OT

AT VANCOUVER

Feb. 16, 2015	Canucks 3	Wild 2
Feb. 1, 2015	Canucks 2	Wild 4

AT MINNESOTA

Feb. 9, 2015	Canucks 3	Wild 5
--------------	-----------	--------

GOALS BY PERIOD	1st	2nd	3rd	OT	TOTAL
CANUCKS	1	2	5	-	8
WILD	4	4	3	-	11

CANUCKS

Power Play: 0-6	0.0%	Penalty Killing: 5-8	62.5%
-----------------	------	----------------------	-------

CANUCKS	GP	G	A	P	+/-	PIM	PP	SH
Henrik Sedin	3	1	3	4	3	0	0	0
Daniel Sedin	3	1	2	3	2	0	0	0
Bo Horvat	3	1	1	2	1	0	0	0
Dan Hamhuis	3	0	2	2	3	0	0	0
Chris Higgins	3	0	2	2	-5	0	0	0
Radim Vrbata	3	0	2	2	-1	2	0	0
Shawn Matthias	3	1	0	1	1	0	0	0
Zack Kassian	2	1	0	1	-2	0	0	0
Ronalds Kenins	2	1	0	1	2	0	0	0
Ryan Stanton	2	1	0	1	-1	0	0	0
Alex Biega	1	1	0	1	E	0	0	0
Alex Burrows	3	0	1	1	1	6	0	0
Jannik Hansen	3	0	1	1	E	0	0	0
Luca Sbisa	3	0	1	1	2	2	0	0
Alex Edler	2	0	1	1	-2	8	0	0
Derek Dorsett	3	0	0	0	1	10	0	0
Linden Vey	3	0	0	0	-3	0	0	0
Nick Bonino	2	0	0	0	-2	2	0	0
Adam Clendening	2	0	0	0	1	0	0	0
Chris Tanev	2	0	0	0	-2	0	0	0
Yannick Weber	2	0	0	0	E	2	0	0
Frank Corrado	1	0	0	0	-1	0	0	0

CANUCKS	GPI	MIN	W-L-O	GA	SA	SV	GAA	SV%
Eddie Lack	2	91	1-0-0	2	36	34	1.32	.944
Ryan Miller	2	85	0-2-0	8	37	29	5.63	.784

LAST

	VANCOUVER	MINNESOTA
Last Home Win:	Feb. 16/15 (3-2)	Feb. 9/15 (5-3)
Last Road Win:	Mar. 26/14 (5-2)	Feb. 1/15 (4-2)
Last Shutout:	Jan. 4/12	Mar. 19/12
	Roberto Luongo (3-0)	Josh Harding (2-0)
Last Tie Game:	Mar. 10/04 (1-1 @ VAN)	
Last Shootout:	Feb. 14/08 (5-4 L @ VAN)	
Last Hat Trick:	Ryan Kesler	Marian Gaborik
	Apr. 7/11	Dec. 7/02
Most Goals:	6 - Twice	6 - Four Times
Canucks in OT:	8-3-10	
Canucks in SO:	1-5	

ATTENDANCE

18,465	Lack/Dubnyk
18,438	Miller/Dubnyk

GOALTENDER

Lack/Dubnyk
Miller/Dubnyk

W GOAL

Alex Biega
Thomas Vanek

ATTENDANCE

18,804

GOALTENDER

Miller, Lack/Dubnyk

W GOAL

Ryan Suter

SHOTS BY PERIOD

	1st	2nd	3rd	OT	TOTAL
CANUCKS	29	25	37	-	91
WILD	23	24	27	-	74

WILD

Power Play: 3-8	37.5%	Penalty Killing: 6-6	100.0%
-----------------	-------	----------------------	--------

WILD	GP	G	A	P	+/-	PIM	PP	SH
Nino Niederreiter	3	3	1	4	4	0	0	0
Ryan Suter	3	1	2	3	E	2	1	0
Jordan Schroeder	2	1	2	3	4	0	0	0
Mikko Koivu	3	0	3	3	-2	0	0	0
Zach Parise	3	1	1	2	-2	0	0	0
Jared Spurgeon	3	1	1	2	-2	0	1	0
Thomas Vanek	3	1	1	2	-1	4	0	0
Jonas Brodin	3	0	2	2	1	2	0	0
Mikael Granlund	3	0	2	2	-1	0	0	0
Kyle Brodziak	3	1	0	1	1	5	0	0
Jason Pominville	3	1	0	1	-2	0	1	0
Jason Zucker	2	1	0	1	-1	2	0	0
Charlie Coyle	3	0	1	1	3	0	0	0
Matt Dumba	3	0	1	1	2	0	0	0
Erik Haula	3	0	0	0	E	0	0	0
Nate Prosser	3	0	0	0	2	2	0	0
Marco Scandella	3	0	0	0	-3	4	0	0
Ryan Carter	2	0	0	0	E	5	0	0
Matt Cooke	1	0	0	0	E	0	0	0
Justin Fontaine	1	0	0	0	-1	0	0	0
Stephane Veilleux	1	0	0	0	-1	0	0	0

WILD

	GPI	MIN	W-L-O	GA	SA	SV	GAA	SV%
Devan Dubnyk	3	179	2-1-0	8	91	83	2.69	.912



2014.15 SEASON SUMMARY

1 WIN

1 LOSS

0 OT

AT VANCOUVER

Oct. 30, 2014 Canucks 3 Canadiens 2 (OT)

AT MONTREAL

Dec. 9, 2014 Canucks 1 Canadiens 3

GOALS BY PERIOD

	1st	2nd	3rd	OT	TOTAL
CANUCKS	0	2	1	1	4
CANADIENS	0	1	4	0	5

CANUCKS

Power Play: 1-4 25.0% Penalty Killing: 8-8 100.0%

CANUCKS

	GP	G	A	P	+/-	PIM	PP	SH
Derek Dorsett	2	1	1	2	2	2	0	1
Nick Bonino	2	1	0	1	E	0	0	0
Brad Richardson	2	1	0	1	-1	2	0	0
Daniel Sedin	2	1	0	1	-2	0	1	0
Kevin Bieksa	2	0	1	1	-3	2	0	0
Jannik Hansen	2	0	1	1	1	0	0	0
Henrik Sedin	2	0	1	1	-2	0	0	0
Yannick Weber	2	0	1	1	1	2	0	0
Shawn Matthias	1	0	1	1	E	0	0	0
Alex Burrows	2	0	0	0	E	0	0	0
Alex Edler	2	0	0	0	-1	4	0	0
Chris Higgins	2	0	0	0	-1	2	0	0
Luca Shisa	2	0	0	0	-1	0	0	0
Chris Tanev	2	0	0	0	E	0	0	0
Linden Vey	2	0	0	0	-1	0	0	0
Radim Vrbata	2	0	0	0	-2	0	0	0
Dan Hamhuis	1	0	0	0	E	0	0	0
Bo Horvat	1	0	0	0	-1	0	0	0
Nicklas Jensen	1	0	0	0	-1	0	0	0
Zack Kassian	1	0	0	0	E	0	0	0
Ryan Stanton	1	0	0	0	E	2	0	0

CANUCKS

Ryan Miller 2 122 1-1-0 4 49 45 1.97 .918

LAST

Last Home Win: Oct. 30/14 (3-2 OT)
 Last Road Win: Dec. 8/11 (4-3 SO)
 Last Shutout: Jan. 16/07
 Last Tie Game: Roberto Luongo (4-0)
 Last Shootout: Mar. 1/03 (1-1 @ MTL)
 Last Hat Trick: Dec. 8/11 (4-3 W @ MTL)
 Last Hat Trick: Greg Adams
 Dec. 4/91
 Most Goals: 7 - Feb. 9/84
 VAN 7 @ MTL 6
 Canucks in OT: 4-1-5
 Canucks in SO: 1-0

VANCOUVER

MONTREAL

Dec. 9/14 (3-1)
 Oct. 12/13 (4-1)
 Feb. 24/09
 Jaroslav Halak (3-0)

ATTENDANCE

18,870

GOALTENDER

Miller/Price

W GOAL

Daniel Sedin

ATTENDANCE

21,286

GOALTENDER

Miller/Price

W GOAL

Tomas Plekanec

SHOTS BY PERIOD

	1st	2nd	3rd	OT	TOTAL
CANUCKS	15	16	11	4	46
CANADIENS	14	24	11	1	50

CANADIENS

Power Play: 0-8 0.0% Penalty Killing: 3-4 75.0%

CANADIENS

	GP	G	A	P	+/-	PIM	PP	SH
Max Pacioretty	2	2	1	3	3	0	0	0
P.K. Subban	2	0	2	2	1	0	0	0
Alex Galchenyuk	2	1	0	1	2	2	0	0
Brendan Gallagher	2	1	0	1	3	0	0	0
Tomas Plekanec	2	1	0	1	2	2	0	0
David Desharnais	2	0	1	1	E	0	0	0
Alexei Emelin	2	0	1	1	2	0	0	0
Tom Gilbert	2	0	1	1	2	2	0	0
Dale Weise	2	0	1	1	1	0	0	0
Sven Andrighetto	1	0	1	1	E	0	0	0
Jiri Sekac	1	0	1	1	1	0	0	0
Manny Malhotra	2	0	0	0	E	0	0	0
Andrei Markov	2	0	0	0	E	0	0	0
Pierre-Alexandre	2	0	0	0	-1	0	0	0
Parenteau								
Brandon Prust	2	0	0	0	-2	0	0	0
Nathan Beaulieu	1	0	0	0	1	0	0	0
Michael Bournival	1	0	0	0	E	0	0	0
Rene Bourque	1	0	0	0	-1	0	0	0
Lars Eller	1	0	0	0	-2	2	0	0
Sergei Gonchar	1	0	0	0	1	0	0	0
Travis Moen	1	0	0	0	E	0	0	0
Jarred Tinordi	1	0	0	0	-2	0	0	0
Mike Weaver	1	0	0	0	-1	0	0	0

CANADIENS

Carey Price 2 123 1-0-1 4 46 42 1.96 .913



NASHVILLE PREDATORS

2014.15 SEASON SUMMARY

1 WIN

2 LOSSES

0 OT

AT VANCOUVER

Nov. 2, 2014

Canucks 1

Predators 3

AT NASHVILLE

Mar. 31, 2015

Canucks 5

Predators 4 (SO)

Jan. 13, 2015

Canucks 1

Predators 5

GOALS BY PERIOD

	1st	2nd	3rd	OT	TOTAL
CANUCKS	1	3	2	0	6
PREDATORS	4	2	6	0	12

CANUCKS

Power Play: 2-8 25.0% Penalty Killing: 12-17 70.6%

CANUCKS

	GP	G	A	P	+/-	PIM	PP	SH
Alex Edler	3	2	0	2	-3	0	1	0
Linden Vey	3	1	1	2	-1	0	0	0
Alex Burrows	2	1	1	2	E	15	0	1
Nick Bonino	3	0	2	2	1	0	0	0
Dan Hamhuis	2	0	2	2	2	0	0	0
Jannik Hansen	3	1	0	1	-1	2	0	0
Chris Higgins	3	1	0	1	-1	6	1	0
Derek Dorsett	3	0	1	1	E	4	0	0
Henrik Sedin	3	0	1	1	E	4	0	0
Chris Tanev	3	0	1	1	-1	0	0	0
Radim Vrbata	3	0	1	1	E	2	0	0
Kevin Bieksa	3	0	0	0	-1	14	0	0
Shawn Matthias	3	0	0	0	-2	4	0	0
Luca Sbisa	3	0	0	0	-3	2	0	0
Daniel Sedin	3	0	0	0	-1	0	0	0
Zack Kassian	2	0	0	0	-3	0	0	0
Brad Richardson	2	0	0	0	-2	2	0	0
Yannick Weber	2	0	0	0	2	0	0	0
Frank Corrado	1	0	0	0	-2	0	0	0
Bo Horvat	1	0	0	0	E	0	0	0
Ronalds Kenins	1	0	0	0	E	2	0	0
Tom Sestito	1	0	0	0	E	0	0	0
Ryan Stanton	1	0	0	0	E	0	0	0

CANUCKS

Eddie Lack 3 184 1-2-0 12 101 89 3.92 .881

LAST

Last Home Win: Mar. 19/14 (2-0)
 Last Road Win: Mar. 31/15 (5-4 SO)
 Last Shutout: Mar. 19/14
 Eddie Lack (2-0)
 Last Tie Game: Mar. 16/04 (2-2 @ VAN)
 Last Shootout: Feb. 7/12 (4-3 W @ NSH)
 Last Hat Trick: Markus Naslund
 Jan. 28/02
 Most Goals: 7- Twice
 Canucks in OT: 3-1-4
 Canucks in SO: 3-0

VANCOUVER

NASHVILLE

Jan. 13/15 (5-1)
 Nov. 2/14 (3-1)
 Mar. 3/11
 Pekka Rinne (3-0)

Martin Erat
 Dec. 8/09
 6- Four Times

ATTENDANCE

18,395

GOALTENDER

Lack/Rinne

W GOAL

Filip Forsberg

ATTENDANCE

17,113

GOALTENDER

Lack/Rinne

W GOAL

Nick Bonino

15,726

Lack/Rinne, Hutton

Colin Wilson

SHOTS BY PERIOD

	1st	2nd	3rd	OT	TOTAL
CANUCKS	30	26	27	0	83
PREDATORS	34	29	36	2	101

PREDATORS

Power Play: 5-17 29.4% Penalty Killing: 6-8 75.0%

PREDATORS

	GP	G	A	P	+/-	PIM	PP	SH
Colin Wilson	3	3	2	5	3	0	1	0
Filip Forsberg	3	3	1	4	2	0	1	0
Mike Fisher	2	2	2	4	E	2	1	0
James Neal	2	0	4	4	3	4	0	0
Mike Ribeiro	3	0	3	3	1	2	0	0
Craig Smith	3	1	1	2	1	6	1	0
Taylor Beck	3	1	0	1	1	0	0	0
Cody Franson	1	1	0	1	E	0	1	0
Viktor Stalberg	1	1	0	1	E	2	0	0
Mattias Ekholm	3	0	1	1	E	0	0	0
Paul Gaustad	3	0	1	1	1	0	0	0
Seth Jones	3	0	1	1	-1	0	0	0
Victor Bartley	2	0	1	1	1	0	0	0
Matt Cullen	2	0	1	1	E	0	0	0
Anton Volchenkov	2	0	1	1	1	0	0	0
Gabriel Bourque	3	0	0	0	E	0	0	0
Roman Josi	3	0	0	0	3	0	0	0
Ryan Ellis	2	0	0	0	-1	0	0	0
Calle Jarnkrok	2	0	0	0	-1	0	0	0
Olli Jokinen	2	0	0	0	E	0	0	0
Shea Weber	2	0	0	0	3	4	0	0
Viktor Arvidsson	1	0	0	0	E	0	0	0
Eric Nystrom	1	0	0	0	E	0	0	0
Derek Roy	1	0	0	0	E	0	0	0
Mike Santorelli	1	0	0	0	-1	0	0	0

PREDATORS

Pekka Rinne 3 168 2-0-1 6 73 67 2.15 .918
 Carter Hutton 1 17 0-0-0 0 10 10 0.00 1.000



2014.15 SEASON SUMMARY

1 WIN

1 LOSS

0 OT

AT VANCOUVER

Nov. 25, 2014 Canucks 2 Devils 0

AT NEW JERSEY

Feb. 20, 2015 Canucks 2 Devils 4

GOALS BY PERIOD

	1st	2nd	3rd	OT	TOTAL
CANUCKS	0	2	2	-	4
DEVILS	1	2	1	-	4

CANUCKS

Power Play: 0-5 0.0% Penalty Killing: 2-3 66.7%

CANUCKS

	GP	G	A	P	+/-	PIM	PP	SH
Zack Kassian	2	2	0	2	2	0	0	0
Henrik Sedin	2	0	2	2	1	0	0	0
Daniel Sedin	2	0	2	2	1	0	0	0
Shawn Matthias	2	1	0	1	E	0	0	0
Alex Burrows	1	1	0	1	1	0	0	0
Ryan Stanton	2	0	1	1	2	0	0	0
Kevin Bieksa	1	0	1	1	1	0	0	0
Nick Bonino	1	0	1	1	1	0	0	0
Derek Dorsett	2	0	0	0	1	7	0	0
Jannik Hansen	2	0	0	0	-2	0	0	0
Chris Higgins	2	0	0	0	E	0	0	0
Bo Horvat	2	0	0	0	-2	0	0	0
Luca Sbisa	2	0	0	0	1	2	0	0
Radim Vrbata	2	0	0	0	-1	0	0	0
Yannick Weber	2	0	0	0	E	0	0	0
Alex Biega	1	0	0	0	-1	0	0	0
Adam Clendening	1	0	0	0	1	0	0	0
Alex Edler	1	0	0	0	E	0	0	0
Dan Hamhuis	1	0	0	0	-2	0	0	0
Ronalds Kenins	1	0	0	0	-1	0	0	0
Brandon McMillan	1	0	0	0	E	0	0	0
Brad Richardson	1	0	0	0	1	0	0	0
Chris Tanev	1	0	0	0	E	0	0	0
Linden Vey	1	0	0	0	E	2	0	0

CANUCKS

	GPI	MIN	W-L-O	GA	SA	SV	GAA	SV%
Ryan Miller	1	60	1-0-0	0	20	20	0.00	1.000
Eddie Lack	1	58	0-1-0	3	26	23	3.12	.885

LAST

Last Home Win: Nov. 25/14 (2-0)
 Last Road Win: Oct. 24/13 (3-2 SO)
 Last Shutout: Nov. 25/14
 Ryan Miller (2-0)
 Last Tie Game: Mar. 25/88 (2-2 @ VAN)
 Last Shootout: Oct. 24/13 (3-2 W @ NJ)
 Last Hat Trick: Rich Sutter
 Oct. 20/89
 Most Goals: 7 – Twice

Canucks in OT: 3-1-3
 Canucks in SO: 1-0

NEW JERSEY

Feb. 20/15 (4-2)
 Jan. 13/09 (5-3)
 Jan. 13/06
 Martin Brodeur (3-0)
 Claude Lemieux
 Dec. 5/91
 8 – Oct. 30/97
 VAN 1 @ NJ 8

ATTENDANCE

18,606

GOALTENDER

Miller/Schneider

W GOAL

Alex Burrows

ATTENDANCE

14,822

GOALTENDER

Lack/Schneider

W GOAL

Mike Cammalleri

SHOTS BY PERIOD

	1st	2nd	3rd	OT	TOTAL
CANUCKS	19	20	20	-	59
DEVILS	13	17	17	-	47

DEVILS

Power Play: 1-3 33.3% Penalty Killing: 5-5 100.0%

DEVILS

	GP	G	A	P	+/-	PIM	PP	SH
Adam Larsson	2	0	3	3	1	0	0	0
Mike Cammalleri	2	2	0	2	2	0	1	1
Patrik Elias	2	1	0	1	-2	2	0	0
Jordin Tootoo	1	1	0	1	1	0	0	0
Adam Henrique	2	0	1	1	-1	0	0	0
Eric Gelinas	1	0	1	1	-1	0	0	0
Scott Gomez	1	0	1	1	E	0	0	0
Steve Bernier	2	0	0	0	E	0	0	0
Stephen Gionta	2	0	0	0	-1	0	0	0
Andy Greene	2	0	0	0	2	0	0	0
Peter Harrold	2	0	0	0	-2	0	0	0
Jaromir Jagr	2	0	0	0	E	0	0	0
Jacob Josefson	2	0	0	0	-1	2	0	0
Tuomo Ruutu	2	0	0	0	E	0	0	0
Travis Zajac	2	0	0	0	1	0	0	0
Marek Zidlicky	2	0	0	0	-2	2	0	0
Dainius Zubrus	2	0	0	0	-1	0	0	0
Martin Havlat	1	0	0	0	-2	0	0	0
Seth Helgeson	1	0	0	0	E	7	0	0
Jon Merrill	1	0	0	0	E	0	0	0
Michael Ryder	1	0	0	0	E	0	0	0
Damon Severson	1	0	0	0	E	0	0	0

DEVILS

	GPI	MIN	W-L-O	GA	SA	SV	GAA	SV%
Cory Schneider	2	117	1-1-0	4	59	55	2.04	.932



NEW YORK ISLANDERS

2014.15 SEASON SUMMARY

2 WINS

0 LOSSES

0 OT

AT VANCOUVER

Jan. 6, 2015

Canucks 3

Islanders 2

AT NY ISLANDERS

Feb. 22, 2015

Canucks 4

Islanders 0

GOALS BY PERIOD

	1st	2nd	3rd	OT	TOTAL
CANUCKS	1	5	1	—	7
ISLANDERS	1	0	1	—	2

CANUCKS

Power Play: 2-5 40.0% Penalty Killing: 8-8 100.0%

CANUCKS

	GP	G	A	P	+/-	PIM	PP	SH
Radim Vrbata	1	1	1	2	1	0	0	1
Derek Dorsett	2	0	2	2	1	0	0	0
Henrik Sedin	2	0	2	2	E	2	0	0
Bo Horvat	2	1	0	1	E	2	0	0
Zack Kassian	2	1	0	1	E	2	1	0
Ryan Stanton	2	1	0	1	1	2	0	0
Linden Vey	2	1	0	1	2	0	0	0
Yannick Weber	2	1	0	1	1	0	0	0
Nick Bonino	1	1	0	1	1	0	0	0
Jannik Hansen	2	0	1	1	E	0	0	0
Shawn Matthias	2	0	1	1	2	0	0	0
Daniel Sedin	2	0	1	1	E	0	0	0
Kevin Bieksa	1	0	1	1	1	0	0	0
Ronalds Kenins	1	0	1	1	1	0	0	0
Brad Richardson	1	0	1	1	1	2	0	0
Chris Higgins	2	0	0	0	E	0	0	0
Luca Sbisa	2	0	0	0	E	0	0	0
Alex Biega	1	0	0	0	1	0	0	0
Alex Burrows	1	0	0	0	E	2	0	0
Adam Clendening	1	0	0	0	E	2	0	0
Alex Edler	1	0	0	0	1	0	0	0
Dan Hamhuis	1	0	0	0	1	0	0	0
Brandon McMillan	1	0	0	0	E	0	0	0
Chris Tanev	1	0	0	0	E	0	0	0

CANUCKS

	GPI	MIN	W-L-O	GA	SA	SV	GAA	SV%
Ryan Miller	1	21	1-0-0	0	10	10	0.00	1.000
Eddie Lack	2	99	1-0-0	2	50	48	1.21	.960

LAST

Last Home Win:

Last Road Win:

Last Shutout:

Last Tie Game:

Last Shootout:

Last Hat Trick:

Most Goals:

Canucks in OT:

Canucks in SO:

VANCOUVER

Jan. 6/15 (3-2)

Feb. 22/15 (4-0)

Feb. 22/15

Oct. 23/99 (2-2 @ NYI)

Jan. 11/11 (4-3 W @ NYI)

Todd Bertuzzi

Jan. 14/06

8 - Jan. 14/06

VAN 8 @ NYI 1

NY ISLANDERS

Nov. 17/08 (2-1 SO)

Mar. 10/14 (7-4)

Jan. 16/90

Ryan Miller/Eddie Lack (4-0)

Glenn Healy (3-0)

Pierre Turgeon

Mar. 9/94

9 - Three Times

ATTENDANCE

18,562

GOALTENDER

Lack/Halak

W GOAL

Linden Vey

ATTENDANCE

16,170

GOALTENDER

Miller, Lack/Halak

W GOAL

Zack Kassian

SHOTS BY PERIOD

	1st	2nd	3rd	OT	TOTAL
CANUCKS	14	21	9	—	44
ISLANDERS	17	16	27	—	60

ISLANDERS

Power Play: 0-8 0.0% Penalty Killing: 3-5 60.0%

ISLANDERS

	GP	G	A	P	+/-	PIM	PP	SH
Matt Martin	2	1	0	1	-1	0	0	0
Mikhail Grabovski	1	1	0	1	-1	0	0	0
Travis Hamonic	2	0	1	1	1	0	0	0
Kyle Okposo	1	0	1	1	1	0	0	0
Johnny Boychuk	2	0	0	0	-1	0	0	0
Cal Clutterbuck	2	0	0	0	1	0	0	0
Calvin de Haan	2	0	0	0	1	0	0	0
Michael Grabner	2	0	0	0	E	0	0	0
Thomas Hickey	2	0	0	0	-4	0	0	0
Nikolay Kulemin	2	0	0	0	-2	0	0	0
Nick Leddy	2	0	0	0	E	0	0	0
Anders Lee	2	0	0	0	-1	0	0	0
Brock Nelson	2	0	0	0	-3	0	0	0
Frans Nielsen	2	0	0	0	E	0	0	0
Ryan Strome	2	0	0	0	-2	0	0	0
John Tavares	2	0	0	0	E	0	0	0
Josh Bailey	1	0	0	0	-1	0	0	0
Casey Cizikas	1	0	0	0	1	0	0	0
Matt Donovan	1	0	0	0	-2	0	0	0
Colin McDonald	1	0	0	0	-1	0	0	0
Kael Mouillierat	1	0	0	0	-1	4	0	0
Lubomir Visnovsky	1	0	0	0	-1	0	0	0

ISLANDERS

	GPI	MIN	W-L-O	GA	SA	SV	GAA	SV%
Jaroslav Halak	2	115	0-2-0	6	43	37	3.13	.860



2014.15 SEASON SUMMARY

1 WIN

1 LOSS

0 OT

AT VANCOUVER

Dec. 13, 2014

Canucks 1

Rangers 5

AT NY RANGERS

Feb. 19, 2015

Canucks 5

Rangers 4 (SO)

GOALS BY PERIOD

	1st	2nd	3rd	OT	TOTAL
CANUCKS	0	2	3	0	5
RANGERS	4	3	2	0	9

CANUCKS

Power Play: 1-2 50.0% Penalty Killing: 3-3 100.0%

CANUCKS

	GP	G	A	P	+/-	PIM	PP	SH
Jannik Hansen	2	0	3	3	1	2	0	0
Henrik Sedin	2	2	0	2	-2	0	1	0
Daniel Sedin	2	0	2	2	-2	0	0	0
Ronalds Kenins	1	0	2	2	-1	2	0	0
Bo Horvat	2	1	0	1	-2	0	0	0
Shawn Matthias	2	1	0	1	1	0	0	0
Nick Bonino	1	1	0	1	-1	0	0	0
Alex Burrows	2	0	1	1	-1	11	0	0
Adam Clendening	1	0	1	1	E	0	0	0
Dan Hamhuis	1	0	1	1	-2	0	0	0
Derek Dorsett	2	0	0	0	-1	0	0	0
Chris Higgins	2	0	0	0	-2	0	0	0
Luca Sbisa	2	0	0	0	-3	0	0	0
Ryan Stanton	2	0	0	0	1	0	0	0
Linden Vey	2	0	0	0	-1	0	0	0
Radim Vrbata	2	0	0	0	-3	0	0	0
Yannick Weber	2	0	0	0	-4	0	0	0
Alex Biega	1	0	0	0	E	0	0	0
Kevin Bieksa	1	0	0	0	-3	0	0	0
Alex Edler	1	0	0	0	E	0	0	0
Brandon McMillan	1	0	0	0	1	0	0	0
Brad Richardson	1	0	0	0	E	0	0	0
Chris Tanev	1	0	0	0	E	0	0	0

CANUCKS

Ryan Miller 2 123 1-1-0 9 57 48 4.35 .842

LAST

Last Home Win:

Nov. 3/09 (4-1)

Last Road Win:

Feb. 19/15 (5-4 SO)

Last Shutout:

Jan. 3/08

Last Tie Game:

Jan. 11/93 (3-3 @ NYR)

Last Shootout:

Feb. 19/15 (5-4 W @ NYR)

Last Hat Trick:

Todd Bertuzzi

Most Goals:

Mar. 19/02

7 - Mar. 20/74

VAN 7 @ NYR 5

Canucks in OT:

0-1-5

Canucks in SO:

1-0

NY RANGERS

Nov. 30/13 (5-2)

Dec. 13/14 (5-1)

Oct. 18/11

Henrik Lundqvist (4-0)

Chris Kreider

Nov. 30/13

9 - Twice

ATTENDANCE

18,870

GOALTENDER

Miller/Lundqvist

W GOAL

J. T. Miller

ATTENDANCE

18,006

GOALTENDER

Miller/Talbot

W GOAL

Alex Burrows

SHOTS BY PERIOD

	1st	2nd	3rd	OT	TOTAL
CANUCKS	12	18	27	1	58
RANGERS	20	22	13	2	57

RANGERS

Power Play: 0-3 0.0% Penalty Killing: 1-2 50.0%

RANGERS

	GP	G	A	P	+/-	PIM	PP	SH
Mats Zuccarello	2	2	1	3	2	4	0	0
Rick Nash	2	1	2	3	2	0	0	0
Martin St. Louis	2	1	2	3	E	0	0	0
Derek Stepan	2	1	2	3	E	0	0	0
Derick Brassard	2	0	3	3	2	0	0	0
Carl Hagelin	2	1	1	2	3	0	0	0
Dan Girardi	2	0	2	2	3	0	0	0
Ryan McDonagh	2	1	0	1	5	2	0	0
J.T. Miller	2	1	0	1	E	0	0	0
Marc Staal	2	1	0	1	E	0	0	0
Kevin Hayes	2	0	1	1	1	2	0	0
Dominic Moore	2	0	1	1	2	0	0	0
Lee Stempniak	2	0	1	1	1	0	0	0
Jesper Fast	1	0	1	1	1	0	0	0
Dan Boyle	2	0	0	0	2	0	0	0
Kevin Klein	2	0	0	0	E	0	0	0
Chris Kreider	2	0	0	0	E	5	0	0
John Moore	2	0	0	0	E	0	0	0
Tanner Glass	1	0	0	0	1	0	0	0

RANGERS

Henrik Lundqvist 1 60 1-0-0 1 35 34 1.00 .971

Cam Talbot 1 60 1-0-0 2 37 35 2.00 .946



OTTAWA SENATORS

2014.15 SEASON SUMMARY

1 WIN

AT VANCOUVER

Nov. 11, 2014 Canucks 4 Senators 3 (OT)

AT OTTAWA

Dec. 7, 2014 Canucks 3 Senators 4 (OT)

GOALS BY PERIOD

	1st	2nd	3rd	OT	TOTAL
CANUCKS	2	3	1	1	7
SENATORS	0	5	1	1	7

CANUCKS

Power Play: 0-5 0.0% Penalty Killing: 7-8 87.5%

CANUCKS

	GP	G	A	P	+/-	PIM	PP	SH
Daniel Sedin	2	1	2	3	3	0	0	0
Henrik Sedin	2	0	3	3	3	0	0	0
Kevin Bieksa	2	2	0	2	3	4	0	0
Brad Richardson	2	1	1	2	-2	0	0	0
Radim Vrbata	1	1	1	2	2	2	0	0
Alex Burrows	2	1	0	1	1	0	0	0
Shawn Matthias	1	1	0	1	-1	0	0	0
Nick Bonino	2	0	1	1	E	2	0	0
Chris Higgins	2	0	1	1	E	0	0	0
Ryan Stanton	2	0	1	1	1	0	0	0
Linden Vey	2	0	1	1	-2	2	0	0
Dan Hamhuis	1	0	1	1	E	0	0	0
Alex Edler	2	0	0	0	E	2	0	0
Jannik Hansen	2	0	0	0	-1	0	0	0
Bo Horvat	2	0	0	0	E	2	0	0
Nicklas Jensen	2	0	0	0	E	0	0	0
Chris Tanev	2	0	0	0	-1	2	0	0
Yannick Weber	2	0	0	0	-1	0	0	0
Brandon Defazio	1	0	0	0	E	0	0	0
Derek Dorsett	1	0	0	0	E	15	0	0
Luca Sbisa	1	0	0	0	E	0	0	0

CANUCKS

	GPI	MIN	W-L-O	GA	SA	SV	GAA	SV%
Ryan Miller	1	64	1-0-0	3	24	21	2.81	.875
Eddie Lack	1	61	0-0-1	4	45	41	3.91	.911

LAST

Last Home Win:

Last Road Win:

Last Shutout:

Last Tie Game:

Last Shootout:

Last Hat Trick:

Most Goals:

Canucks in OT:

Canucks in SO:

VANCOUVER

Nov. 11/14 (4-3 OT)

Nov. 28/13 (5-2)

Dec. 28/08

Curtis Sanford (3-0)

Mar. 20/98 (1-1 @ OTT)

Dec. 9/05 (3-2 W @ VAN)

None

7 - Jan. 5/94

VAN 7 @ OTT 2

3-1-3

1-0

OTTAWA

Dec. 7/14 (4-3 OT)

Mar. 2/14 (4-2)

Nov. 20/01

Patrick Lalime (3-0)

None

6 - Feb. 2/97

VAN 4 @ OTT 6

0 LOSSES

1 OT

ATTENDANCE

18,775

GOALTENDER

Miller/Anderson

W GOAL

Daniel Sedin

ATTENDANCE

16,870

GOALTENDER

Lack/Anderson

W GOAL

Erik Karlsson

SHOTS BY PERIOD

	1st	2nd	3rd	OT	TOTAL
CANUCKS	28	19	20	3	70
SENATORS	17	30	21	1	69

SENATORS

Power Play: 1-8 12.5% Penalty Killing: 5-5 100.0%

SENATORS

	GP	G	A	P	+/-	PIM	PP	SH
Mika Zibanejad	2	2	2	4	2	0	0	0
Bobby Ryan	2	0	3	3	3	0	0	0
Mike Hoffman	2	1	1	2	3	0	0	0
Kyle Turris	2	1	1	2	-2	0	0	0
Alex Chiasson	2	0	2	2	-2	2	0	0
Erik Karlsson	2	1	0	1	-1	0	0	0
David Legwand	2	1	0	1	E	0	1	0
Mark Stone	2	1	0	1	E	0	0	0
Jared Cowen	2	0	1	1	1	4	0	0
Eric Gryba	2	0	1	1	E	0	0	0
Curtis Lazar	2	0	1	1	-2	0	0	0
Clarke MacArthur	2	0	1	1	-4	0	0	0
Mark Borowicki	2	0	0	0	-1	2	0	0
Cody Ceci	2	0	0	0	E	0	0	0
Chris Neil	2	0	0	0	E	17	0	0
Chris Phillips	2	0	0	0	-1	0	0	0
Zack Smith	2	0	0	0	E	0	0	0
Erik Condra	1	0	0	0	-1	0	0	0
Milan Michalek	1	0	0	0	E	0	0	0

SENATORS

	GPI	MIN	W-L-O	GA	SA	SV	GAA	SV%
Craig Anderson	2	125	1-0-1	7	70	63	3.36	.900



2014.15 SEASON SUMMARY

2 WINS

0 LOSSES

0 OT

AT VANCOUVER

Mar. 17, 2015 Canucks 4 Flyers 1

AT PHILADELPHIA

Jan. 15, 2015 Canucks 4 Flyers 0

GOALS BY PERIOD

	1st	2nd	3rd	OT	TOTAL
CANUCKS	2	3	3	—	8
FLYERS	0	1	0	—	1

CANUCKS

Power Play: 2-4 50.0% Penalty Killing: 0-6 0.0%

CANUCKS

	GP	G	A	P	+/-	PIM	PP	SH
Daniel Sedin	2	0	4	4	2	0	0	0
Alex Burrows	2	2	1	3	2	0	0	0
Alex Edler	2	1	2	3	3	2	0	0
Radim Vrbata	2	2	0	2	1	0	1	0
Henrik Sedin	2	1	1	2	2	0	1	0
Shawn Matthias	2	0	2	2	1	2	0	0
Nick Bonino	2	1	0	1	1	2	0	0
Jannik Hansen	2	1	0	1	1	0	0	0
Derek Dorsett	2	0	1	1	1	2	0	0
Brad Richardson	2	0	1	1	1	0	0	0
Luca Sbisa	2	0	1	1	1	0	0	0
Ryan Stanton	1	0	1	1	E	0	0	0
Kevin Bieksa	2	0	0	0	2	5	0	0
Chris Higgins	2	0	0	0	1	0	0	0
Bo Horvat	2	0	0	0	1	2	0	0
Chris Tanev	2	0	0	0	1	0	0	0
Yannick Weber	2	0	0	0	2	0	0	0
Dan Hamhuis	1	0	0	0	1	7	0	0
Ronalds Kenins	1	0	0	0	E	0	0	0
Linden Vey	1	0	0	0	1	0	0	0

CANUCKS

	GPI	MIN	W-L-O	GA	SA	SV	GAA	SV%
Ryan Miller	1	60	1-0-0	0	30	30	0.00	1.000
Eddie Lack	1	60	1-0-0	1	28	27	1.00	.964

LAST

Last Home Win:

Last Road Win:

Last Shutout:

Last Tie Game:

Last Shootout:

Last Hat Trick:

Most Goals:

Canucks in OT:

Canucks in SO:

VANCOUVER

Mar. 17/15 (4-1)

Jan. 15/15 (4-0)

Jan. 15/15

Ryan Miller (4-0)

Dec. 31/95 (5-5 @ VAN)

Dec. 30/13 (3-4 L @ VAN)

Oct. 31/81

8 - Oct. 31/81

VAN 8 @ PHI 4

1-4-6

0-1

PHILADELPHIA

Oct. 12/11 (5-4)

Dec. 30/13 (4-3 SO)

Mar. 4/03

Roman Cechmanek (3-0)

John LeClair

Nov. 29/98

13 - Oct. 13/84

VAN 2 @ PHI 13

ATTENDANCE

18,870

GOALTENDER

Lack/Mason

W GOAL

Alex Burrows

ATTENDANCE

19,571

GOALTENDER

Miller/Emery

W GOAL

Nick Bonino

SHOTS BY PERIOD

	1st	2nd	3rd	OT	TOTAL
CANUCKS	18	20	19	—	57
FLYERS	17	19	22	—	58

FLYERS

Power Play: 0-6 0.0% Penalty Killing: 2-4 50.0%

FLYERS

	GP	G	A	P	+/-	PIM	PP	SH
Michael Raffl	2	1	0	1	-1	0	0	0
Claude Giroux	2	0	1	1	-1	0	0	0
Wayne Simmonds	2	0	1	1	-2	5	0	0
P-E. Bellemare	2	0	0	0	-1	0	0	0
Carlo Colaiacovo	2	0	0	0	-3	2	0	0
Sean Couturier	2	0	0	0	-1	2	0	0
Vincent Lecavalier	2	0	0	0	-1	0	0	0
Andrew MacDonald	2	0	0	0	E	2	0	0
Zac Rinaldo	2	0	0	0	-1	12	0	0
Brayden Schenn	2	0	0	0	-3	0	0	0
Luke Schenn	2	0	0	0	-2	2	0	0
Nick Schultz	2	0	0	0	-2	0	0	0
Mark Streit	2	0	0	0	-2	0	0	0
Chris VandeVelde	2	0	0	0	-1	0	0	0
Jakub Voracek	2	0	0	0	-2	5	0	0
Nick Cousins	1	0	0	0	E	0	0	0
Michael Del Zotto	1	0	0	0	-1	2	0	0
Nicklas Grossmann	1	0	0	0	E	0	0	0
Matt Read	1	0	0	0	E	0	0	0
R.J. Umberger	1	0	0	0	-2	0	0	0
Ryan White	1	0	0	0	E	0	0	0

FLYERS

	GPI	MIN	W-L-O	GA	SA	SV	GAA	SV%
Steve Mason	1	57	0-1-0	3	34	31	3.13	.912
Rob Zepp	1	39	0-0-0	1	10	9	1.55	.900
Ray Emery	1	21	0-1-0	3	12	9	8.43	.750



PITTSBURGH PENGUINS

2014.15 SEASON SUMMARY

2 WINS

0 LOSSES

0 OT

AT VANCOUVER

Feb. 7, 2015

Canucks 5

Penguins 0

AT PITTSBURGH

Dec. 4, 2014

Canucks 3

Penguins 0

GOALS BY PERIOD

	1st	2nd	3rd	OT	TOTAL
CANUCKS	3	4	1	—	8
PENGUINS	0	0	0	—	0

CANUCKS

Power Play: 2-7 28.6% Penalty Killing: 0-7 0.0%

CANUCKS

	GP	G	A	P	+/-	PIM	PP	SH
Shawn Matthias	2	2	1	3	3	0	0	0
Brad Richardson	1	2	1	3	3	0	0	1
Alex Burrows	2	1	1	2	E	2	1	0
Radim Vrbata	2	0	2	2	1	0	0	0
Bo Horvat	2	1	0	1	1	0	0	0
Daniel Sedin	2	1	0	1	E	0	1	0
Zack Kassian	1	1	0	1	1	5	0	0
Derek Dorsett	2	0	1	1	1	6	0	0
Alex Edler	2	0	1	1	1	6	0	0
Jannik Hansen	2	0	1	1	3	0	0	0
Henrik Sedin	2	0	1	1	E	0	0	0
Linden Vey	2	0	1	1	2	0	0	0
Yannick Weber	2	0	1	1	2	2	0	0
Nick Bonino	2	0	0	0	1	0	0	0
Chris Higgins	2	0	0	0	1	0	0	0
Luca Sbisa	2	0	0	0	4	10	0	0
Ryan Stanton	2	0	0	0	1	0	0	0
Kevin Bieksa	1	0	0	0	2	0	0	0
Adam Clendenning	1	0	0	0	E	2	0	0
Dan Hamhuis	1	0	0	0	2	2	0	0
Chris Tanev	1	0	0	0	E	0	0	0

CANUCKS

	GPI	MIN	W-L-O	GA	SA	SV	GAA	SV%
Eddie Lack	1	60	1-0-0	0	22	22	0.00	1.000
Ryan Miller	1	60	1-0-0	0	31	31	0.00	1.000

LAST

Last Home Win:

Last Road Win:

Last Shutout:

Last Tie Game:

Last Shootout:

Last Hat Trick:

Most Goals:

Canucks in OT:

Canucks in SO:

VANCOUVER

Feb. 7/15 (5-0)

Dec. 4/14 (3-0)

Feb. 7, 2015

Ryan Miller (5-0)

Oct. 30/98 (2-2 @ VAN)

Jan. 7/14 (4-5 L @ VAN)

Markus Naslund (4 goals)

Dec. 9/03

10 - Dec. 19/80

VAN 10 @ PIT 4

1-3-7

0-4

PITTSBURGH

Oct. 19/13 (4-3 SO)

Jan. 7/14 (5-4 SO)

Feb. 14/00

J-S. Aubin (3-0)

Mario Lemieux

Jan. 23/87

9 - Three Times

ATTENDANCE

18,870

GOALTENDER

Miller/Greiss

W GOAL

Alex Burrows

ATTENDANCE

18,463

GOALTENDER

Lack/Greiss

W GOAL

Brad Richardson

SHOTS BY PERIOD

	1st	2nd	3rd	OT	TOTAL
CANUCKS	20	26	12	—	58
PENGUINS	15	15	23	—	53

PENGUINS

Power Play: 0-7 0.0% Penalty Killing: 5-7 71.4%

PENGUINS

	GP	G	A	P	+/-	PIM	PP	SH
Craig Adams	2	0	0	0	E	10	0	0
Sidney Crosby	2	0	0	0	-1	2	0	0
Simon Despres	2	0	0	0	-2	0	0	0
Steve Downie	2	0	0	0	-2	4	0	0
Patric Hornqvist	2	0	0	0	-1	4	0	0
Evgeni Malkin	2	0	0	0	-3	2	0	0
Paul Martin	2	0	0	0	-1	0	0	0
Rob Scuderi	2	0	0	0	-3	0	0	0
Zach Sill	2	0	0	0	-2	0	0	0
Nick Spaling	2	0	0	0	-1	0	0	0
Brandon Sutter	2	0	0	0	-2	0	0	0
Mark Arcobello	1	0	0	0	-1	0	0	0
Robert Bortuzzo	1	0	0	0	E	5	0	0
Blake Comeau	1	0	0	0	-1	2	0	0
Brian Dumoulin	1	0	0	0	E	0	0	0
Andrew Ebbett	1	0	0	0	-1	0	0	0
Christian Ehrhoff	1	0	0	0	-2	0	0	0
Marcel Goc	1	0	0	0	-1	0	0	0
Chris Kunitz	1	0	0	0	-1	0	0	0
Maxim Lapierre	1	0	0	0	-1	0	0	0
Kris Letang	1	0	0	0	-2	6	0	0
Olli Maatta	1	0	0	0	-1	0	0	0
Jayson Megna	1	0	0	0	E	0	0	0
David Perron	1	0	0	0	-1	2	0	0
Derrick Pouliot	1	0	0	0	E	0	0	0

PENGUINS

	GPI	MIN	W-L-O	GA	SA	SV	GAA	SV%
Thomas Greiss	2	120	0-2-0	8	58	50	4.00	.862



2014.15 SEASON SUMMARY

3 WINS

0 LOSSES

0 OT

AT VANCOUVER

Mar. 1, 2015 Canucks 6 Blues 5 (SO)

AT ST. LOUIS

Mar. 30, 2015 Canucks 4 Blues 1
Oct. 23, 2014 Canucks 4 Blues 1

GOALS BY PERIOD

	1st	2nd	3rd	OT	TOTAL
CANUCKS	3	4	6	0	13
BLUES	2	2	3	0	7

CANUCKS

Power Play: 1-6 16.7% Penalty Killing: 9-11 81.8%

CANUCKS

	GP	G	A	P	+/-	PIM	PP	SH
Radim Vrbata	3	1	4	5	2	0	0	0
Nick Bonino	3	3	1	4	3	0	0	0
Chris Higgins	3	1	3	4	3	2	0	0
Alex Burrows	2	1	2	3	3	0	0	0
Jannik Hansen	3	2	0	2	2	0	0	0
Shawn Matthias	3	2	0	2	1	0	0	0
Henrik Sedin	3	1	1	2	1	0	0	0
Linden Vey	3	1	1	2	2	2	1	0
Yannick Weber	3	1	1	2	3	2	0	0
Ronalds Kenins	2	0	2	2	2	0	0	0
Chris Tanev	2	0	2	2	3	0	0	0
Derek Dorsett	3	0	1	1	1	0	0	0
Dan Hamhuis	3	0	1	1	4	4	0	0
Daniel Sedin	3	0	1	1	E	0	0	0
Kevin Bieksa	2	0	1	1	3	4	0	0
Ryan Stanton	1	0	1	1	1	0	0	0
Luca Sbisa	3	0	0	0	-1	2	0	0
Alex Edler	2	0	0	0	4	2	0	0
Bo Horvat	2	0	0	0	1	0	0	0
Zack Kassian	2	0	0	0	E	14	0	0
Alex Biega	1	0	0	0	-1	0	0	0
Adam Clendenning	1	0	0	0	-2	2	0	0
Brad Richardson	1	0	0	0	E	2	0	0

CANUCKS

	GPI	MIN	W-L-O	GA	SA	SV	GAA	SV%
Eddie Lack	2	125	2-0-0	6	63	57	2.88	.905
Ryan Miller	1	60	1-0-0	1	32	31	1.00	.969

LAST

	VANCOUVER	ST. LOUIS
Last Home Win:	Mar. 1/15 (6-5 SO)	Apr. 16/13 (2-1 SO)
Last Road Win:	Mar. 30/15 (4-1)	Feb. 13/13 (4-3 SO)
Last Shutout:	Feb. 26/14 Eddie Lack (1-0)	Oct. 26/11 Brian Elliott (3-0)
Last Tie Game:	Mar. 13/03 (4-4 @ VAN)	
Last Shootout:	Mar. 1/15 (6-5 W @ VAN)	
Last Hat Trick:	Alexander Mogilny Dec. 15/96	Brett Hull Mar. 2/92
Most Goals:	8 – Four times	9 – Feb. 7/81 VAN 2 @ STL 9
Canucks in OT:	8-11	
Canucks in SO:	3-2	

ATTENDANCE

18,870 Lack/Allen, Elliott

W GOAL

Radim Vrbata

ATTENDANCE

19,204 Lack/Elliott
16,099 Miller/Allen

W GOAL

Nick Bonino
Nick Bonino

SHOTS BY PERIOD

	1st	2nd	3rd	OT	TOTAL
CANUCKS	26	30	19	1	76
BLUES	30	24	40	1	95

BLUES

Power Play: 2-11 18.2% Penalty Killing: 5-6 83.3%

BLUES

	GP	G	A	P	+/-	PIM	PP	SH
T.J. Oshie	3	0	4	4	-3	0	0	0
David Backes	3	1	2	3	-1	4	0	0
Alex Pietrangolo	3	1	0	1	-4	2	0	0
Ryan Reaves	3	1	0	1	1	12	0	0
Dmitrij Jaskin	2	1	0	1	-2	0	1	0
Kevin Shattenkirk	2	1	0	1	-4	0	1	0
Petteri Lindbohm	1	1	0	1	E	0	0	0
Zbynek Michalek	1	1	0	1	E	0	0	0
Steve Ott	3	0	1	1	E	2	0	0
Jaden Schwartz	3	0	1	1	-6	2	0	0
Vladimir Tarasenko	3	0	1	1	-3	0	0	0
Marcel Goc	2	0	1	1	1	2	0	0
Paul Stastny	2	0	1	1	-2	2	0	0
Alexander Steen	2	0	1	1	E	0	0	0
Olli Jokinen	1	0	1	1	1	0	0	0
Patrik Berglund	3	0	0	0	-3	2	0	0
Jay Bouwmeester	3	0	0	0	-2	0	0	0
Barret Jackman	3	0	0	0	-2	0	0	0
Jori Lehtera	3	0	0	0	-6	2	0	0
Ian Cole	2	0	0	0	-1	0	0	0
Carl Gunnarsson	2	0	0	0	E	0	0	0
Maxim Lapierre	1	0	0	0	E	0	0	0
Jordan Leopold	1	0	0	0	-1	0	0	0
Joakim Lindstrom	1	0	0	0	E	0	0	0
Magnus Paajarvi	1	0	0	0	E	0	0	0

BLUES

	GPI	MIN	W-L-O	GA	SA	SV	GAA	SV%
Jake Allen	2	118	0-1-1	7	47	40	3.55	.851
Brian Elliott	2	66	0-1-0	4	27	23	3.64	.852



SAN JOSE SHARKS

2014.15 SEASON SUMMARY

3 WINS

2 LOSSES

0 OT

AT VANCOUVER

Mar. 3, 2015	Canucks 2	Sharks 6
Feb. 5, 2015	Canucks 1	Sharks 5

AT SAN JOSE

Mar. 7, 2015	Canucks 3	Sharks 2
Dec. 30, 2014	Canucks 3	Sharks 1
Nov. 6, 2014	Canucks 3	Sharks 2

GOALS BY PERIOD

	1st	2nd	3rd	OT	TOTAL
CANUCKS	3	7	2	-	12
SHARKS	7	5	4	-	16

CANUCKS

Power Play: 3-14	21.4%	Penalty Killing: 12-15	80.0%
------------------	-------	------------------------	-------

CANUCKS

	GP	G	A	P	+/-	PIM	PP	SH
Radim Vrbata	5	5	1	6	1	2	1	0
Daniel Sedin	5	0	6	6	-3	4	0	0
Henrik Sedin	5	2	3	5	-5	4	1	0
Bo Horvat	5	2	0	2	E	0	0	0
Nick Bonino	5	1	1	2	1	2	0	0
Alex Edler	4	1	1	2	1	0	1	0
Ryan Stanton	5	0	2	2	3	2	0	0
Jannik Hansen	5	1	0	1	E	9	0	0
Derek Dorsett	5	0	1	1	E	14	0	0
Alex Burrows	4	0	1	1	E	2	0	0
Chris Higgins	4	0	1	1	3	2	0	0
Brad Richardson	2	0	1	1	E	0	0	0
Shawn Matthias	5	0	0	0	-3	0	0	0
Luca Sbisa	5	0	0	0	-4	2	0	0
Linden Vey	5	0	0	0	-2	0	0	0
Dan Hamhuis	4	0	0	0	-4	2	0	0
Yannick Weber	4	0	0	0	-4	0	0	0
Adam Clendening	3	0	0	0	E	0	0	0
Kevin Bieksa	2	0	0	0	3	2	0	0
Ronalds Kenins	2	0	0	0	-1	0	0	0
Brandon McMillan	2	0	0	0	-1	0	0	0
Chris Tanev	2	0	0	0	2	2	0	0
Frank Corrado	1	0	0	0	-3	0	0	0
Zack Kassian	1	0	0	0	-1	0	0	0

CANUCKS

	GPI	MIN	W-L-O	GA	SA	SV	GAA	SV%
Ryan Miller	3	180	2-1-0	8	106	98	2.67	.925
Eddie Lack	2	111	1-0-0	3	64	61	1.62	.953
Jacob Markstrom	1	8	0-1-0	3	4	1	23.23	.250

LAST

Last Home Win:	Jan. 21/12 (4-3)	SAN JOSE	Oct. 3/13 (4-1)
Last Road Win:	Mar. 7/15 (3-2)		Mar. 3/15 (6-2)
Last Shutout:	Feb. 8/01		Dec. 23/08
	Bob Essensa (0-0)		Evgenii Nabokov (5-0)
Last Tie Game:	Feb. 8/01 (0-0 @ VAN)		
Last Shootout:	Mar. 5/13 (2-3 L @ VAN)		
Last Hat Trick:	Markus Naslund		Vincent Damphousse
	Oct. 21/02		Apr. 3/99
Most Goals:	8 - Twice		7 - Four times
Canucks in OT:	5-3-13		
Canucks in SO:	1-3		

ATTENDANCE

18,535	Markstrom, Lack/Niemi	Logan Couture
18,508	Miller/Niemi	Melker Karlsson

GOALTENDER

W GOAL

ATTENDANCE

17,562	Lack/Niemi	Radim Vrbata
17,562	Miller/Stalock	Jannik Hansen
17,562	Miller/Niemi	Nick Bonino

GOALTENDER

W GOAL

SHOTS BY PERIOD

	1st	2nd	3rd	OT	TOTAL
CANUCKS	49	44	43	-	136
SHARKS	64	64	48	-	176

SHARKS

Power Play: 3-15	20.0%	Penalty Killing: 11-14	78.6%
------------------	-------	------------------------	-------

SHARKS

	GP	G	A	P	+/-	PIM	PP	SH
Joe Thornton	5	2	3	5	4	6	1	0
Logan Couture	5	2	2	4	E	0	1	0
Joe Pavelski	5	1	3	4	1	0	1	0
Brent Burns	5	0	4	4	-1	2	0	0
Patrick Marleau	5	0	4	4	E	2	0	0
Melker Karlsson	4	3	0	3	2	4	0	0
Matt Nieto	5	2	1	3	E	0	0	0
Chris Tierney	3	2	1	3	3	0	0	0
Marc-Edouard Vlasic	5	1	2	3	5	0	0	0
Matt Irwin	3	1	1	2	2	2	0	0
Andrew Desjardins	3	1	0	1	1	7	0	0
James Sheppard	3	1	0	1	-1	0	0	0
Barclay Goodrow	5	0	1	1	2	4	0	0
Tomas Hertl	5	0	1	1	-2	2	0	0
Matt Tennyson	2	0	1	1	1	0	0	0
Tyler Kennedy	1	0	1	1	E	2	0	0
Daniil Tarasov	1	0	1	1	1	0	0	0
Justin Braun	4	0	0	0	5	0	0	0
Brenden Dillon	4	0	0	0	-1	7	0	0
Mirco Mueller	4	0	0	0	-2	2	0	0
Tommy Wingels	4	0	0	0	E	0	0	0
Scott Hannan	2	0	0	0	-3	0	0	0
John Scott	2	0	0	0	1	7	0	0
Ben Smith	2	0	0	0	-1	0	0	0
Adam Burish	1	0	0	0	E	0	0	0
Jason Demers	1	0	0	0	E	0	0	0
Michael Haley	1	0	0	0	-1	0	0	0

SHARKS

	GPI	MIN	W-L-O	GA	SA	SV	GAA	SV%
Antti Niemi	4	236	2-2-0	9	115	106	2.29	.922
Alex Stalock	1	58	0-1-0	3	21	18	3.12	.857



2014.15 SEASON SUMMARY

0 WINS

2 LOSSES

0 OT

AT VANCOUVER

Oct. 18, 2014 Canucks 2 Lightning 4

AT TAMPA BAY

Jan. 20, 2015 Canucks 1 Lightning 4

GOALS BY PERIOD

	1st	2nd	3rd	OT	TOTAL
CANUCKS	1	1	1	-	3
LIGHTNING	2	2	4	-	8

CANUCKS

Power Play: 1-13 7.7% Penalty Killing: 1-10 10.0%

CANUCKS

	GP	G	A	P	+/-	PIM	PP	SH
Alex Edler	2	1	1	2	E	6	1	0
Chris Higgins	2	1	1	2	2	0	0	0
Frank Corrado	1	1	0	1	-1	0	0	0
Kevin Bieksa	2	0	1	1	-5	2	0	0
Nick Bonino	2	0	1	1	E	0	0	0
Alex Burrows	2	0	1	1	2	2	0	0
Daniel Sedin	2	0	1	1	-6	0	0	0
Derek Dorsett	2	0	0	0	-1	2	0	0
Dan Hamhuis	2	0	0	0	-4	2	0	0
Jannik Hansen	2	0	0	0	-2	0	0	0
Zack Kassian	2	0	0	0	-1	4	0	0
Shawn Matthias	2	0	0	0	-1	0	0	0
Luca Sbisa	2	0	0	0	-1	0	0	0
Henrik Sedin	2	0	0	0	-5	0	0	0
Chris Tanev	2	0	0	0	E	0	0	0
Linden Vey	2	0	0	0	1	0	0	0
Radim Vrbata	2	0	0	0	-4	2	0	0
Bo Horvat	1	0	0	0	E	0	0	0
Brad Richardson	1	0	0	0	E	0	0	0
Yannick Weber	1	0	0	0	1	2	0	0

CANUCKS

	GPI	MIN	W-L-O	GA	SA	SV	GAA	SV%
Ryan Miller	1	58	0-1-0	3	25	22	3.11	.880
Eddie Lack	1	57	0-1-0	4	24	20	4.20	.883

LAST

	VANCOUVER	TAMPA BAY
Last Home Win:	Feb. 27/09 (2-1)	Jan. 20/15 (4-1)
Last Road Win:	Jan. 10/12 (5-4 SO)	Oct. 18/14 (4-2)
Last Shutout:	Jan. 4/93 Kirk McLean (7-0)	None
Last Tie Game:	Dec. 10/01 (1-1 @ VAN)	
Last Shootout:	Jan. 10/12 (5-4 W @ TB)	
Last Hat Trick:	Alexander Mogilny Jan. 6/96	None
Most Goals:	9 - Jan. 6/96 VAN 9 vs TB 2	5 - Three Times
Canucks in OT:	2-2-3	
Canucks in SO:	1-0	

ATTENDANCE

18,647

GOALTENDER

Lack/Bishop

W GOAL

Ryan Callahan

ATTENDANCE

18,517

GOALTENDER

Miller/Bishop

W GOAL

Alex Killorn

SHOTS BY PERIOD

	1st	2nd	3rd	OT	TOTAL
CANUCKS	10	26	24	-	60
LIGHTNING	12	22	16	-	50

LIGHTNING

Power Play: 9-10 90.0% Penalty Killing: 12-13 92.3%

LIGHTNING

	GP	G	A	P	+/-	PIM	PP	SH
Steven Stamkos	2	2	2	4	3	4	0	0
Alex Killorn	2	3	0	3	1	0	0	0
Ryan Callahan	2	1	2	3	3	2	1	0
Valtteri Filppula	2	1	1	2	2	0	0	0
Victor Hedman	2	0	2	2	4	0	0	0
Ondrej Palat	2	0	2	2	2	2	0	0
Brian Boyle	2	1	0	1	2	2	0	0
Brett Connolly	2	0	1	1	1	4	0	0
Jason Garrison	2	0	1	1	2	0	0	0
Tyler Johnson	2	0	1	1	E	0	0	0
Brenden Morrow	2	0	1	1	1	0	0	0
Anton Stralman	2	0	1	1	4	2	0	0
Cedric Paquette	1	0	1	1	E	2	0	0
Nikita Kucherov	2	0	0	0	E	0	0	0
Andrei Sustr	2	0	0	0	E	0	0	0
Eric Brewer	1	0	0	0	1	4	0	0
J.T. Brown	1	0	0	0	E	0	0	0
Matthew Carle	1	0	0	0	-1	4	0	0
Jonathan Drouin	1	0	0	0	-1	2	0	0
V. Namestnikov	1	0	0	0	E	0	0	0
Nikita Nesterov	1	0	0	0	E	0	0	0
Luke Witkowski	1	0	0	0	E	0	0	0

LIGHTNING

	GPI	MIN	W-L-O	GA	SA	SV	GAA	SV%
Ben Bishop	2	120	2-0-0	3	60	57	1.50	.950



2014.15 SEASON SUMMARY

1 WIN

1 LOSS

0 OT

AT VANCOUVER

Mar. 14, 2015 Canucks 4 Maple Leafs 1

AT TORONTO

Dec. 6, 2014 Canucks 2 Maple Leafs 5

GOALS BY PERIOD

	1st	2nd	3rd	OT	TOTAL
CANUCKS	1	3	2	-	6
MAPLE LEAFS	2	2	2	-	6

CANUCKS

Power Play: 0-9 0.0% Penalty Killing: 10-10 100.0%

CANUCKS	GP	G	A	P	+/-	PIM	PP	SH
Derek Dorsett	2	1	2	3	1	0	0	0
Brad Richardson	2	0	2	2	1	0	0	0
Jannik Hansen	2	1	0	1	-1	2	0	0
Chris Higgins	2	1	0	1	-2	0	0	0
Shawn Matthias	2	1	0	1	1	0	0	0
Daniel Sedin	2	1	0	1	E	0	0	0
Chris Tanev	2	1	0	1	1	2	0	0
Kevin Bieksa	2	0	1	1	E	2	0	0
Nick Bonino	2	0	1	1	E	0	0	0
Bo Horvat	2	0	1	1	E	2	0	0
Henrik Sedin	2	0	1	1	E	0	0	0
Radim Vrbata	2	0	1	1	1	0	0	0
Ronalds Kenins	1	0	1	1	1	0	0	0
Linden Vey	1	0	1	1	1	0	0	0
Alex Edler	2	0	0	0	-1	4	0	0
Luca Sbisa	2	0	0	0	-2	2	0	0
Yannick Weber	2	0	0	0	1	2	0	0
Alex Burrows	1	0	0	0	-2	0	0	0
Dan Hamhuis	1	0	0	0	2	2	0	0
Zack Kassian	1	0	0	0	1	24	0	0
Ryan Stanton	1	0	0	0	E	2	0	0

CANUCKS	GPI	MIN	W-L-O	GA	SA	SV	GAA	SV%
Eddie Lack	2	94	1-0-0	1	42	41	0.64	.976
Ryan Miller	1	26	0-1-0	4	14	10	9.36	.714

LAST

	VANCOUVER	TORONTO
Last Home Win:	Mar. 14/15 (4-1)	Dec. 6/14 (5-2)
Last Road Win:	Dec. 17/11 (5-3)	Nov. 22/03 (5-3)
Last Shutout:	Nov. 2/13	Mar. 15/03
	Roberto Luongo (4-0)	Ed Belfour (1-0)
Last Tie Game:	Mar. 8/03 (3-3 @ TOR)	
Last Shootout:	Feb. 21/09 (3-2 W @ TOR)	
Last Hat Trick:	Markus Naslund	Rick Vaive
	Oct. 18/01	Feb. 18/87
Most Goals:	8 - Twice	8 - Twice
Canucks in OT:	2-3-13	
Canucks in SO:	1-0	

ATTENDANCE

18,870 Lack/Bernier Derek Dorsett

ATTENDANCE

19,346 Miller, Lack/Bernier Peter Holland

SHOTS BY PERIOD

	1st	2nd	3rd	OT	TOTAL
CANUCKS	24	31	26	-	81
MAPLE LEAFS	16	24	17	-	57

MAPLE LEAFS

Power Play: 0-10 0.0% Penalty Killing: 9-9 100.0%

MAPLE LEAFS	GP	G	A	P	+/-	PIM	PP	SH
Joffrey Lupul	2	1	1	2	3	0	0	0
David Clarkson	1	1	1	2	4	4	0	0
Peter Holland	1	1	1	2	3	0	0	0
Jake Gardiner	2	1	0	1	1	6	0	0
Phil Kessel	2	1	0	1	-3	0	0	0
Richard Panik	2	1	0	1	-1	2	0	0
David Booth	2	0	1	1	1	0	0	0
Trevor Smith	2	0	1	1	E	0	0	0
Tyler Bozak	2	0	0	0	-4	0	0	0
Nazem Kadri	2	0	0	0	E	0	0	0
Dion Phaneuf	2	0	0	0	-2	2	0	0
Morgan Rielly	2	0	0	0	-1	0	0	0
James van Riemsdyk	2	0	0	0	-2	0	0	0
TJ Brennan	1	0	0	0	-2	0	0	0
Eric Brewer	1	0	0	0	-2	0	0	0
Cody Franson	1	0	0	0	-1	0	0	0
Korbinian Holzer	1	0	0	0	2	2	0	0
Leo Komarov	1	0	0	0	-1	0	0	0
Brandon Kozun	1	0	0	0	E	0	0	0
Joakim Lindstrom	1	0	0	0	E	0	0	0
Andrew MacWilliam	1	0	0	0	E	2	0	0
Stephane Robidas	1	0	0	0	2	2	0	0
Mike Santorelli	1	0	0	0	E	0	0	0
Zach Sill	1	0	0	0	E	0	0	0
Daniel Winnik	1	0	0	0	-1	0	0	0

MAPLE LEAFS	GPI	MIN	W-L-O	GA	SA	SV	GAA	SV%
Jonathan Bernier	2	119	1-1-0	5	80	75	2.51	.938



2014.15 SEASON SUMMARY

2 WINS

0 LOSSES

0 OT

AT VANCOUVER

Oct. 26, 2014 Canucks 4 Capitals 2

AT WASHINGTON

Dec. 2, 2014 Canucks 4 Capitals 3

GOALS BY PERIOD

	1st	2nd	3rd	OT	TOTAL
CANUCKS	1	5	2	—	8
CAPITALS	0	4	1	—	5

CANUCKS

Power Play: 5-9 55.6% Penalty Killing: 3-3 100.0%

CANUCKS	GP	G	A	P	+/-	PIM	PP	SH
Daniel Sedin	2	2	2	4	-1	0	2	0
Radim Vrbata	2	2	2	4	E	0	2	0
Henrik Sedin	2	1	2	3	-1	0	1	0
Nick Bonino	2	1	1	2	2	0	0	0
Chris Higgins	2	0	2	2	2	0	0	0
Derek Dorsett	2	1	0	1	-2	2	0	0
Luca Sbisa	2	1	0	1	-2	0	0	0
Alex Edler	2	0	1	1	E	0	0	0
Jannik Hansen	2	0	1	1	-2	0	0	0
Dan Hamhuis	1	0	1	1	E	0	0	0
Bo Horvat	1	0	1	1	E	0	0	0
Kevin Bieksa	2	0	0	0	-1	2	0	0
Alex Burrows	2	0	0	0	1	2	0	0
Shawn Matthias	2	0	0	0	-1	0	0	0
Brad Richardson	2	0	0	0	-1	0	0	0
Chris Tanev	2	0	0	0	E	0	0	0
Linden Vey	2	0	0	0	-3	0	0	0
Yannick Weber	2	0	0	0	-1	0	0	0
Zack Kassian	1	0	0	0	1	0	0	0
Ryan Stanton	1	0	0	0	E	0	0	0

CANUCKS	GPI	MIN	W-L-O	GA	SA	SV	GAA	SV%
Ryan Miller	2	120	2-0-0	5	47	42	2.50	.894

LAST

Last Home Win: Oct. 26/14 (4-2)
Last Road Win: Dec. 2/14 (4-3)
Last Shutout: Mar. 23/03

Last Tie Game: Feb. 10/96 (4-4 @ VAN)
Last Shootout: Oct. 27/06 (3-2 W @ VAN)
Last Hat Trick: Don Lever

Most Goals: 7 – Three times

Canucks in OT: 0-4-6

Canucks in SO: 1-0

WASHINGTON

Mar. 14/14 (4-3)
Feb. 14/01 (4-3 OT)
Mar. 12/96
Jim Carey (9-0)

Mike Gartner

Feb. 20/87

9 – Mar. 12/96

VAN 0 at WSH 9

ATTENDANCE

18,427

GOALTENDER

Miller/Peters

W GOAL

Luca Sbisa

ATTENDANCE

18,506

GOALTENDER

Miller/Holtby

W GOAL

Daniel Sedin

SHOTS BY PERIOD

	1st	2nd	3rd	OT	TOTAL
CANUCKS	26	23	17	—	66
CAPITALS	11	22	14	—	47

CAPITALS

Power Play: 0-3 0.0% Penalty Killing: 4-9 44.4%

CAPITALS	GP	G	A	P	+/-	PIM	PP	SH
John Carlson	2	2	1	3	3	2	0	0
Mike Green	1	0	2	2	2	0	0	0
Marcus Johansson	2	1	0	1	-1	0	0	0
Brooks Laich	1	1	0	1	1	0	0	0
Liam O'Brien	1	1	0	1	1	0	0	0
Nicklas Backstrom	2	0	1	1	1	0	0	0
Andre Burakovsky	2	0	1	1	-1	2	0	0
Jason Chimera	2	0	1	1	E	0	0	0
Eric Fehr	2	0	1	1	1	0	0	0
Joel Ward	2	0	1	1	1	0	0	0
Karl Alzner	2	0	0	0	-3	2	0	0
Jay Beagle	2	0	0	0	-1	2	0	0
Troy Brouwer	2	0	0	0	-1	2	0	0
Evgeny Kuznetsov	2	0	0	0	1	0	0	0
Matt Niskanen	2	0	0	0	-3	0	0	0
Brooks Orpik	2	0	0	0	3	2	0	0
Alex Ovechkin	2	0	0	0	1	2	0	0
Nate Schmidt	2	0	0	0	2	2	0	0
Jack Hillen	1	0	0	0	E	0	0	0
Michael Latta	1	0	0	0	1	2	0	0
Tom Wilson	1	0	0	0	1	2	0	0

CAPITALS	GPI	MIN	W-L-O	GA	SA	SV	GAA	SV%
Justin Peters	1	59	0-1-0	3	33	30	3.06	.909
Braden Holtby	1	58	0-1-0	4	32	28	4.13	.875



2014.15 SEASON SUMMARY

2 WINS

1 LOSS

0 OT

AT VANCOUVER

Mar. 24, 2015	Canucks 5	Jets 2
Feb. 3, 2015	Canucks 3	Jets 2 (OT)

AT WINNIPEG

Apr. 4, 2015	Canucks 4	Jets 5
--------------	-----------	--------

GOALS BY PERIOD

	1st	2nd	3rd	OT	TOTAL
CANUCKS	3	4	4	1	12
JETS	5	2	2	0	9

CANUCKS

Power Play: 2-10	20.0%	Penalty Killing: 8-9	88.9%
------------------	-------	----------------------	-------

CANUCKS

	GP	G	A	P	+/-	PIM	PP	SH
Henrik Sedin	3	2	4	6	4	2	1	0
Daniel Sedin	3	1	5	6	3	0	0	0
Radim Vrbata	3	2	3	5	5	0	0	0
Alex Burrows	3	3	0	3	2	0	0	0
Dan Hamhuis	3	0	3	3	E	4	0	0
Chris Higgins	3	1	1	2	1	0	0	0
Luca Sbisa	3	1	1	2	1	2	0	0
Alex Edler	3	0	2	2	E	0	0	0
Ronalds Kenins	2	1	0	1	1	2	0	0
Yannick Weber	2	1	0	1	E	2	1	0
Nick Bonino	3	0	1	1	2	0	0	0
Bo Horvat	3	0	1	1	-1	2	0	0
Kevin Bieksa	2	0	1	1	2	0	0	0
Adam Clendenning	1	0	1	1	1	0	0	0
Derek Dorsett	3	0	0	0	-2	17	0	0
Jannik Hansen	3	0	0	0	-2	0	0	0
Shawn Matthias	3	0	0	0	-3	2	0	0
Chris Tanev	3	0	0	0	-1	0	0	0
Linden Vey	3	0	0	0	-3	0	0	0
Sven Baertschi	1	0	0	0	-1	4	0	0
Ryan Stanton	1	0	0	0	1	2	0	0

CANUCKS

	GPI	MIN	W-L-O	GA	SA	SV	GAA	SV%
Eddie Lack	3	178	2-1-0	9	92	83	3.03	.902

LAST

Last Home Win:
Last Road Win:
Last Shutout:

VANCOUVER

Mar. 24/15 (5-2)
Mar. 12/14 (3-2 SO)
Feb. 25/03
Dan Cloutier (8-0)
Oct. 27/00 (1-1 @ VAN)
Mar. 12/14 (3-2 W @ WPG)
Daniel Sedin
Dec. 10/09
8 - Feb. 25/03
VAN 8 vs ATL 0

WINNIPEG

Apr. 4/15 (5-4)
Feb. 13/04 (4-1)
None
Dean Sylvester
Nov. 22/99
6 - Nov. 22/99
VAN 3 @ ATL 6

Canucks in OT:
Canucks in SO:

1-0-3
1-1

ATTENDANCE

18,870
18,509

GOALTENDER

Lack/Hutchinson
Lack/Pavelec

W GOAL

Radim Vrbata
Luca Sbisa

ATTENDANCE

15,016

GOALTENDER

Lack/Pavelec

W GOAL

Lee Stempniak

SHOTS BY PERIOD

	1st	2nd	3rd	OT	TOTAL
CANUCKS	37	28	26	2	93
JETS	32	33	26	1	92

JETS

Power Play: 1-9	11.1%	Penalty Killing: 8-10	80.0%
-----------------	-------	-----------------------	-------

JETS

	GP	G	A	P	+/-	PIM	PP	SH
Blake Wheeler	3	2	1	3	E	4	0	0
Bryan Little	2	1	2	3	-1	2	1	0
Mathieu Perreault	2	0	3	3	2	0	0	0
Lee Stempniak	2	2	0	2	-1	0	0	0
Jiri Tlustý	2	1	1	2	-2	2	0	0
Michael Frolik	3	1	0	1	-2	0	0	0
Mark Scheifele	3	1	0	1	-2	0	0	0
Jim Slater	3	1	0	1	-1	0	0	0
Toby Enstrom	3	0	1	1	-2	0	0	0
Andrew Ladd	3	0	1	1	-2	2	0	0
Mark Stuart	3	0	1	1	E	0	0	0
Jacob Trouba	3	0	1	1	-3	2	0	0
Tyler Myers	2	0	1	1	-1	2	0	0
Drew Stafford	2	0	1	1	1	0	0	0
Ben Chiarot	1	0	1	1	E	0	0	0
Eric O'Dell	1	0	1	1	1	0	0	0
Adam Lowry	3	0	0	0	1	2	0	0
Adam Pardy	3	0	0	0	1	0	0	0
Chris Thorburn	3	0	0	0	-1	0	0	0
Jay Harrison	2	0	0	0	3	0	0	0
Zach Bogosian	1	0	0	0	-1	4	0	0
Dustin Byfuglien	1	0	0	0	-2	2	0	0
TJ Galiardi	1	0	0	0	E	0	0	0
Matt Halischuk	1	0	0	0	1	0	0	0
Anthony Peluso	1	0	0	0	E	9	0	0

JETS

Ondrej Pavelec	2	121	1-0-1	7	63	56	3.48	.889
Michael Hutchinson	59	0-1-0	3	28	25	3.05	.893	





HISTORY

1970.71 SEASON RECORD

EAST DIVISION FINISH

6th (56 Points)

COACH

Hal Laycoe

GM

Norman Robert Poile

CAPTAIN

Orland Kurtenbach

SCORING

Player	GP	G	A	PTS	PIM
Boudrias	77	25	41	66	16
Maki	78	25	38	63	99
Paement	78	34	28	62	152
M. Hall	77	21	38	59	22
Tallon	78	14	42	56	58
Kurtenbach	52	21	32	53	84
Corrigan	76	21	28	49	103
Cullen	70	12	21	33	42
Popiel	78	10	22	32	61
Taylor	56	11	16	27	53
Johnson	66	15	11	26	16
Wilkins	70	5	18	23	131
Quinn	76	2	11	13	149
Doak	77	2	10	12	112
Schmautz	26	5	5	10	14
Rizzuto	37	3	4	7	16
Seguin	25	0	5	5	46

Player	GP	G	A	PTS	PIM
Schella	38	0	5	5	58
Lunde	20	1	3	4	2
Hatoum	26	1	3	4	21
Wiste	23	1	2	3	0
Young	11	0	2	2	25
Reaume	27	0	2	2	4
Sly	31	0	2	2	10
Stewart	3	0	1	1	0
Hargreaves	7	0	1	1	33
Block	1	0	0	0	0
Cook	2	0	0	0	0
Arbour	13	0	0	0	12
Wilson	35	0	0	0	18

Goaltender	GPI	MIN	GA	SO	AVG	W-L-T
Gardner	18	922	52	0	3.38	6-8-1
Hodge	35	1,967	112	0	3.41	15-13-5
Wilson	35	1,791	128	0	4.28	3-25-2

RESULTS

No	Date	Opponent	Score	Record
1	Oct. 9	Los Angeles	1-3 L	0-1-0
2	Oct. 11	Toronto	5-3 W	1-1-0
3	Oct. 12	@ St. Louis	1-4 L	1-2-0
4	Oct. 14	@ Chicago	2-8 L	1-3-0
5	Oct. 15	@ Philadelphia	4-5 L	1-4-0
6	Oct. 18	Boston	3-5 L	1-5-0
7	Oct. 20	California	2-1 W	2-5-0
8	Oct. 23	St. Louis	1-1 T	2-5-1
9	Oct. 25	Pittsburgh	1-1 T	2-5-2
10	Oct. 27	Buffalo	7-2 W	3-5-2
11	Oct. 31	@ Montreal	3-6 L	3-6-2
12	Nov. 4	@ Pittsburgh	3-8 L	3-7-2
13	Nov. 5	@ Buffalo	4-1 W	4-7-2
14	Nov. 7	Toronto	3-2 W	5-7-2
15	Nov. 10	@ Boston	3-6 L	5-8-2
16	Nov. 11	@ Toronto	4-2 W	6-8-2
17	Nov. 14	@ Minnesota	3-3 T	6-8-3
18	Nov. 15	@ Chicago	2-4 L	6-9-3
19	Nov. 17	Detroit	2-5 L	6-10-3
20	Nov. 20	Los Angeles	7-1 W	7-10-3
21	Nov. 21	@ Los Angeles	3-1 W	8-10-3
22	Nov. 24	Minnesota	3-2 W	9-10-3
23	Nov. 26	@ Detroit	2-4 L	9-11-3
24	Nov. 28	@ St. Louis	1-5 L	9-12-3
25	Nov. 29	@ Philadelphia	2-4 L	9-13-3
26	Dec. 1	Philadelphia	5-4 W	10-13-3
27	Dec. 5	@ Pittsburgh	1-3 L	10-14-3
28	Dec. 6	@ New York	1-4 L	10-15-3
29	Dec. 8	New York	4-1 W	11-15-3
30	Dec. 9	@ California	1-6 L	11-16-3
31	Dec. 12	California	5-2 W	12-16-3
32	Dec. 15	Philadelphia	3-2 W	13-16-3
33	Dec. 18	Montreal	3-4 L	13-17-3
34	Dec. 20	@ New York	1-5 L	13-18-3
35	Dec. 23	@ Toronto	2-7 L	13-19-3
36	Dec. 26	Chicago	2-4 L	13-20-3
37	Dec. 30	@ Los Angeles	4-1 W	14-20-3
38	Jan. 2	St. Louis	1-3 L	14-21-3
39	Jan. 6	@ Montreal	3-7 L	14-22-3

No	Date	Opponent	Score	Record
40	Jan. 7	@ Boston	4-6 L	14-23-3
41	Jan. 9	@ St. Louis	2-2 T	14-23-4
42	Jan. 12	New York	2-4 L	14-24-4
43	Jan. 16	Pittsburgh	3-4 L	14-25-4
44	Jan. 17	@ California	3-1 W	15-25-4
45	Jan. 20	Toronto	1-5 L	15-26-4
46	Jan. 23	@ Pittsburgh	1-4 L	15-27-4
47	Jan. 24	@ Detroit	3-7 L	15-28-4
48	Jan. 26	Chicago	3-3 T	15-28-5
49	Jan. 29	Minnesota	1-2 L	15-29-5
50	Jan. 31	Buffalo	1-6 L	15-30-5
51	Feb. 2	Montreal	2-5 L	15-31-5
52	Feb. 6	New York	4-5 L	15-32-5
53	Feb. 9	Buffalo	6-3 W	16-32-5
54	Feb. 12	Detroit	5-3 W	17-32-5
55	Feb. 14	@ Chicago	1-3 L	17-33-5
56	Feb. 16	Boston	5-4 W	18-33-5
57	Feb. 19	Philadelphia	2-3 L	18-34-5
58	Feb. 22	Montreal	3-3 T	18-34-6
59	Feb. 25	@ Boston	3-8 L	18-35-6
60	Feb. 27	@ Philadelphia	1-8 L	18-36-6
61	Feb. 28	@ New York	2-4 L	18-37-6
62	Mar. 3	@ Toronto	1-3 L	18-38-6
63	Mar. 6	@ Minnesota	1-3 L	18-39-6
64	Mar. 7	@ Buffalo	3-6 L	18-40-6
65	Mar. 9	@ Montreal	3-3 T	18-40-7
66	Mar. 11	Detroit	7-3 W	19-40-7
67	Mar. 13	Boston	3-6 L	19-41-7
68	Mar. 16	Chicago	4-7 L	19-42-7
69	Mar. 19	Pittsburgh	6-4 W	20-42-7
70	Mar. 21	Minnesota	3-6 L	20-43-7
71	Mar. 23	St. Louis	4-1 W	21-43-7
72	Mar. 25	@ Detroit	3-4 L	21-44-7
73	Mar. 26	@ Buffalo	1-3 L	21-45-7
74	Mar. 28	California	11-5 W	22-45-7
75	Mar. 30	@ Minnesota	2-1 W	23-45-7
76	Mar. 31	@ Los Angeles	2-2 T	23-45-8
77	Apr. 2	@ California	7-2 W	24-45-8
78	Apr. 4	Los Angeles	2-4 L	24-46-8

1971.72 SEASON RECORD

EAST DIVISION FINISH

7th (48 Points)

COACH

Hal Laycoe

GM

Norman Robert Poile

CAPTAIN

Orland Kurtenbach

SCORING

Player	GP	G	A	PTS	PIM	Player	GP	G	A	PTS	PIM
Boudrias	78	27	34	61	26	Boddy	40	2	5	7	45
Kurtenbach	78	24	37	61	48	Wilkins	45	2	5	7	65
Guevremont	75	13	38	51	44	Corrigan	19	3	4	7	25
Balon VAN	56	19	19	38	21	Ward	71	2	4	6	4
	NYR	4	5	9	2	Lalonde	27	1	5	6	2
Maki	76	22	25	47	43	Quinn	57	2	3	5	63
Connelly VAN	53	14	20	34	12	Stewart	42	3	1	4	10
	STL	5	5	10	2	Johnson	11	1	3	4	0
Tallon	69	17	27	44	78	Speck	18	1	2	3	0
Paientment	69	10	19	29	117	Popiel	38	1	1	2	36
Kearns	73	3	26	29	59	Doak	5	0	1	1	23
Schmautz	60	12	13	25	82	Wilson	53	0	0	0	15
Taylor	69	9	13	22	88						
Lemieux	42	7	9	16	4						
Schella	77	2	13	15	166						
Hall	32	6	6	12	6						

Goaltender	GPI	MIN	GA	SO	AVG	W-L-T
Wilson	53	2,870	173	1	3.61	16-30-3
Dyck	12	573	35	0	3.66	1-6-2
Gardner	24	1,237	86	0	4.17	3-14-3

RESULTS

No	Date	Opponent	Score	Record	No	Date	Opponent	Score	Record
1	Oct. 8	Toronto	2-3 L	0-1-0	40	Jan. 14	@ California	3-5 L	10-25-5
2	Oct. 10	Los Angeles	3-4 L	0-2-0	41	Jan. 15	California	4-3 W	11-25-5
3	Oct. 12	Philadelphia	3-2 W	1-2-0	42	Jan. 19	@ Pittsburgh	6-1 W	12-25-5
4	Oct. 15	@ California	9-6 W	2-2-0	43	Jan. 20	@ Buffalo	0-1 L	12-26-5
5	Oct. 16	Pittsburgh	1-2 L	2-3-0	44	Jan. 22	New York	5-2 W	13-26-5
6	Oct. 19	@ St. Louis	3-1 W	3-3-0	45	Jan. 27	@ Chicago	0-4 L	13-27-5
7	Oct. 20	@ Minnesota	0-7 L	3-4-0	46	Jan. 29	Toronto	5-2 W	14-27-5
8	Oct. 22	Montreal	0-6 L	3-5-0	47	Jan. 30	California	0-2 L	14-28-5
9	Oct. 24	Boston	3-4 L	3-6-0	48	Feb. 2	@ California	5-1 W	15-28-5
10	Oct. 27	@ Toronto	0-0 T	3-6-1	49	Feb. 4	Chicago	2-6 L	15-29-5
11	Oct. 28	@ Philadelphia	2-3 L	3-7-1	50	Feb. 6	Montreal	2-4 L	15-30-5
12	Oct. 30	Buffalo	4-4 T	3-7-2	51	Feb. 8	Philadelphia	1-3 L	15-31-5
13	Oct. 31	Chicago	6-2 W	4-7-2	52	Feb. 10	@ Boston	1-9 L	15-32-5
14	Nov. 5	Pittsburgh	4-2 W	5-7-2	53	Feb. 12	@ St. Louis	4-5 L	15-33-5
15	Nov. 6	New York	1-3 L	5-8-2	54	Feb. 13	@ Pittsburgh	4-6 L	15-34-5
16	Nov. 10	@ Pittsburgh	1-3 L	5-9-2	55	Feb. 15	New York	1-5 L	15-35-5
17	Nov. 11	@ Philadelphia	3-4 L	5-10-2	56	Feb. 18	St. Louis	5-2 W	16-35-5
18	Nov. 13	@ Toronto	2-2 T	5-10-3	57	Feb. 19	@ Los Angeles	3-5 L	16-36-5
19	Nov. 14	@ New York	1-6 L	5-11-3	58	Feb. 22	Boston	3-4 L	16-37-5
20	Nov. 17	@ Chicago	0-3 L	5-12-3	59	Feb. 24	@ Detroit	0-2 L	16-38-5
21	Nov. 18	@ Boston	0-5 L	5-13-3	60	Feb. 26	@ Toronto	1-7 L	16-39-5
22	Nov. 21	Detroit	2-2 T	5-13-4	61	Feb. 27	@ Chicago	3-3 T	16-39-6
23	Nov. 23	Minnesota	1-2 L	5-14-4	62	Feb. 29	@ Detroit	2-8 L	16-40-6
24	Nov. 27	Buffalo	5-2 W	6-14-4	63	Mar. 2	@ Boston	3-7 L	16-41-6
25	Nov. 30	Chicago	4-2 W	7-14-4	64	Mar. 4	@ Montreal	0-5 L	16-42-6
26	Dec. 4	@ Montreal	0-7 L	7-15-4	65	Mar. 5	@ New York	1-6 L	16-43-6
27	Dec. 5	@ New York	3-6 L	7-16-4	66	Mar. 8	Philadelphia	5-6 L	16-44-6
28	Dec. 7	St. Louis	2-1 W	8-16-4	67	Mar. 10	Buffalo	3-2 W	17-44-6
29	Dec. 11	Boston	2-6 L	8-17-4	68	Mar. 14	Pittsburgh	4-7 L	17-45-6
30	Dec. 14	Detroit	3-4 L	8-18-4	69	Mar. 16	@ Minnesota	2-6 L	17-46-6
31	Dec. 17	Montreal	2-6 L	8-19-4	70	Mar. 17	@ Buffalo	6-2 W	18-46-6
32	Dec. 19	@ Buffalo	1-5 L	8-20-4	71	Mar. 19	St. Louis	3-3 T	18-46-7
33	Dec. 22	@ Detroit	0-3 L	8-21-4	72	Mar. 21	Detroit	5-7 L	18-47-7
34	Dec. 26	California	6-2 W	9-21-4	73	Mar. 24	Toronto	5-3 W	19-47-7
35	Dec. 29	@ Los Angeles	1-3 L	9-22-4	74	Mar. 26	@ Philadelphia	1-4 L	19-48-7
36	Jan. 2	Los Angeles	3-6 L	9-23-4	75	Mar. 28	@ St. Louis	1-2 L	19-49-7
37	Jan. 5	@ Montreal	4-6 L	9-24-4	76	Mar. 29	@ Los Angeles	2-4 L	19-50-7
38	Jan. 8	@ Minnesota	5-1 W	10-24-4	77	Mar. 31	Los Angeles	4-4 T	19-50-8
39	Jan. 11	Minnesota	2-2 T	10-24-5	78	Apr. 2	Minnesota	4-1 W	20-50-8

1972-73 SEASON RECORD

EAST DIVISION FINISH

7th (53 Points)

COACH

Vic Stasiuk

GM

Norman Robert Poile

CAPTAIN

Orland Kurtenbach

SCORING

Player	GP	G	A	PTS	PIM
Schmautz	77	38	33	71	137
Boudrias	77	30	40	70	24
Lemieux	78	17	35	52	41
Lalonde	77	20	27	47	32
Tannahill	78	22	21	43	21
Guevremont	78	16	26	42	46
Lever	78	12	26	38	49
Tallon	75	13	24	37	83
Wright	71	10	27	37	32
Kearns	72	4	33	37	51
O'Flaherty	78	13	17	30	29
Wilkins	76	11	17	28	133
Kurtenbach	47	9	19	28	38
Mair	NYI 49	2	11	13	41
	VAN 15	1	0	1	8

Player	GP	G	A	PTS	PIM
Boddy	74	3	11	14	70
Maki	26	3	10	13	6
McSheffrey	33	4	4	8	10
Hargreaves	59	1	6	7	72
Wilcox	31	3	2	5	15
Balon	57	3	2	5	22
Wilson	43	0	1	1	6
Homenuke	1	0	0	0	0
Bullock	4	0	0	0	2
Bolonchuk	15	0	0	0	6

Goaltender	GPI	MIN	GA	SO	AVG	W-L-T
Wilson	43	2,432	159	1	3.94	13-21-5
Dyck	25	1,297	98	1	4.53	5-17-1
Bullock	14	840	67	0	4.79	3-8-3
McLelland	2	120	10	0	5.00	1-1-0

RESULTS

No	Date	Opponent	Score	Record
1	Oct. 7	California	3-2 W	1-0-0
2	Oct. 11	@ NY Rangers	3-5 L	1-1-0
3	Oct. 12	@ Philadelphia	3-7 L	1-2-0
4	Oct. 14	@ Minnesota	3-3 T	1-2-1
5	Oct. 17	Chicago	6-3 W	2-2-1
6	Oct. 19	@ Buffalo	0-6 L	2-3-1
7	Oct. 21	@ Montreal	3-5 L	2-4-1
8	Oct. 22	@ Boston	5-4 W	3-4-1
9	Oct. 24	Pittsburgh	0-4 L	3-5-1
10	Oct. 28	Atlanta	1-2 L	3-6-1
11	Oct. 31	@ Los Angeles	1-4 L	3-7-1
12	Nov. 3	NY Islanders	7-2 W	4-7-1
13	Nov. 5	Boston	2-4 L	4-8-1
14	Nov. 8	@ NY Rangers	2-5 L	4-9-1
15	Nov. 11	@ Pittsburgh	4-3 W	5-9-1
16	Nov. 12	@ Atlanta	1-3 L	5-10-1
17	Nov. 14	Detroit	3-3 T	5-10-2
18	Nov. 17	Los Angeles	8-4 W	6-10-2
19	Nov. 19	Buffalo	9-5 W	7-10-2
20	Nov. 21	@ St. Louis	2-4 L	7-11-2
21	Nov. 22	@ Chicago	2-5 L	7-12-2
22	Nov. 24	Montreal	1-9 L	7-13-2
23	Nov. 26	Minnesota	1-3 L	7-14-2
24	Nov. 28	NY Rangers	2-1 W	8-14-2
25	Dec. 1	St. Louis	2-6 L	8-15-2
26	Dec. 5	Toronto	2-5 L	8-16-2
27	Dec. 7	@ Atlanta	2-5 L	8-17-2
28	Dec. 9	@ Toronto	5-5 T	8-17-3
29	Dec. 10	@ Detroit	3-3 T	8-17-4
30	Dec. 12	Chicago	1-5 L	8-18-4
31	Dec. 15	Montreal	2-4 L	8-19-4
32	Dec. 16	California	4-3 W	9-19-4
33	Dec. 20	@ Buffalo	3-6 L	9-20-4
34	Dec. 21	@ NY Islanders	4-4 T	9-20-5
35	Dec. 23	@ Detroit	1-5 L	9-21-5
36	Dec. 26	California	4-3 W	10-21-5
37	Dec. 29	Philadelphia	4-4 T	10-21-6
38	Dec. 30	NY Islanders	5-2 W	11-21-6
39	Jan. 1	Boston	2-8 L	11-22-6

No	Date	Opponent	Score	Record
40	Jan. 3	@ California	3-11 L	11-23-6
41	Jan. 6	@ Pittsburgh	2-4 L	11-24-6
42	Jan. 7	@ Atlanta	2-5 L	11-25-6
43	Jan. 9	St. Louis	3-0 W	12-25-6
44	Jan. 12	Detroit	1-7 L	12-26-6
45	Jan. 14	Montreal	0-3 L	12-27-6
46	Jan. 16	Toronto	6-4 W	13-27-6
47	Jan. 19	Los Angeles	0-4 L	13-28-6
48	Jan. 20	NY Rangers	3-4 L	13-29-6
49	Jan. 24	@ Chicago	3-3 T	13-29-7
50	Jan. 26	NY Islanders	5-1 W	14-29-7
51	Jan. 27	St. Louis	1-3 L	14-30-7
52	Feb. 1	@ Philadelphia	4-5 L	14-31-7
53	Feb. 3	@ Toronto	2-1 W	15-31-7
54	Feb. 4	@ Detroit	2-8 L	15-32-7
55	Feb. 6	@ St. Louis	1-5 L	15-33-7
56	Feb. 9	Philadelphia	5-10 L	15-34-7
57	Feb. 11	@ Minnesota	3-6 L	15-35-7
58	Feb. 13	@ Boston	3-7 L	15-36-7
59	Feb. 14	@ Pittsburgh	2-6 L	15-37-7
60	Feb. 16	Atlanta	5-0 W	16-37-7
61	Feb. 17	Detroit	2-2 T	16-37-8
62	Feb. 20	Boston	6-7 L	16-38-8
63	Feb. 22	@ Buffalo	1-3 L	16-39-8
64	Feb. 24	@ Montreal	3-7 L	16-40-8
65	Feb. 28	@ Toronto	2-7 L	16-41-8
66	Mar. 3	@ NY Islanders	3-9 L	16-42-8
67	Mar. 4	@ NY Rangers	4-3 W	17-42-8
68	Mar. 9	Buffalo	5-2 W	18-42-8
69	Mar. 10	Chicago	2-4 L	18-43-8
70	Mar. 14	@ California	5-2 W	19-43-8
71	Mar. 16	Los Angeles	4-2 W	20-43-8
72	Mar. 17	Pittsburgh	6-1 W	21-43-8
73	Mar. 21	@ Montreal	2-3 L	21-44-8
74	Mar. 22	@ Philadelphia	0-9 L	21-45-8
75	Mar. 25	Toronto	7-4 W	22-45-8
76	Mar. 27	@ Minnesota	3-4 L	22-46-8
77	Mar. 30	Minnesota	3-3 T	22-46-9
78	Mar. 31	@ Los Angeles	3-6 L	22-47-9

1973.74 SEASON RECORD

EAST DIVISION FINISH

7th (59 Points)

COACH

Bill McCreary,
Phil Maloney

GM

Hal Laycoe,
Phil Maloney

CAPTAIN

Orland Kurtenbach

SCORING

Player	GP	G	A	PTS	PIM
Boudrias	78	16	59	75	18
Ververgaert	78	26	31	57	25
Lever	78	23	25	48	28
Schmautz	49	26	19	45	58
O'Flaherty	78	22	20	42	18
Guevremont	72	15	24	39	34
Dunn	68	11	22	33	76
Wilkins	78	3	28	31	123
Oddleifson	BOS 49	10	11	21	25
	VAN 21	3	5	8	19
Bordeleau	68	11	13	24	20
Dailey	76	7	17	24	143
Lemieux	72	5	17	22	23
Kurtenbach	52	8	13	21	30
Tannahill	33	8	12	20	4
Gould	BUF 30	4	2	6	2
	VAN 45	9	10	19	8
Kearns	52	4	13	17	30
McSheffrey	54	9	3	12	34
Boddy	53	2	10	12	59
Korab	31	4	7	11	64

Player	GP	G	A	PTS	PIM
Pratt	BUF 33	0	7	7	52
	VAN 45	3	8	11	44
Lalonde	36	3	4	7	18
Wright	20	3	3	6	11
Mair	6	1	3	4	0
Lampman	STL 15	1	0	1	0
	VAN 14	1	0	1	0
Seguin	1	1	0	1	0
McCord	3	0	0	0	6
Sobchuk	1	0	0	0	0
Folco	2	0	0	0	0
Gloor	2	0	0	0	0
L. Gould	2	0	0	0	0
Stone	2	0	0	0	0
O'Neil	5	0	0	0	0
Caron	10	0	0	0	2
Smith	65	0	0	0	47

Goaltender	GPI	MIN	GA	SO	AVG	W-L-T
Smith	65	3,632	208	3	3.44	20-33-8
Dyck	12	583	45	0	4.63	2-5-2
Caron	10	465	38	0	4.90	2-5-1

RESULTS

No	Date	Opponent	Score	Record
1	Oct. 10	@ Boston	4-6 L	0-1-0
2	Oct. 13	@ Montreal	4-3 L	0-2-0
3	Oct. 14	@ Buffalo	3-1 W	1-2-0
4	Oct. 17	@ Chicago	0-5 L	1-3-0
5	Oct. 19	Philadelphia	2-1 W	2-3-0
6	Oct. 23	Atlanta	3-0 W	3-3-0
7	Oct. 26	Detroit	8-3 W	4-3-0
8	Oct. 30	NY Rangers	3-3 T	4-3-1
9	Nov. 2	St. Louis	1-3 L	4-4-1
10	Nov. 6	Buffalo	3-2 W	5-4-1
11	Nov. 9	Chicago	0-4 L	5-5-1
12	Nov. 11	@ Boston	2-4 L	5-6-1
13	Nov. 13	@ St. Louis	1-6 L	5-7-1
14	Nov. 14	@ Minnesota	3-6 L	5-8-1
15	Nov. 16	Toronto	3-3 T	5-8-2
16	Nov. 17	Philadelphia	2-2 T	5-8-3
17	Nov. 21	@ Pittsburgh	4-5 L	5-9-3
18	Nov. 23	@ Atlanta	1-4 L	5-10-3
19	Nov. 25	@ NY Rangers	0-5 L	5-11-3
20	Nov. 27	@ St. Louis	2-2 T	5-11-4
21	Nov. 30	Minnesota	4-5 L	5-12-4
22	Dec. 4	Los Angeles	2-3 L	5-13-4
23	Dec. 7	Atlanta	0-2 L	5-14-4
24	Dec. 8	Pittsburgh	3-2 W	6-14-4
25	Dec. 11	Montreal	2-2 T	6-14-5
26	Dec. 15	@ Boston	2-7 L	6-15-5
27	Dec. 16	@ Detroit	5-7 L	6-16-5
28	Dec. 18	@ NY Islanders	2-2 T	6-16-6
29	Dec. 20	@ Philadelphia	3-9 L	6-17-6
30	Dec. 22	@ Toronto	6-4 W	7-17-6
31	Dec. 23	@ Chicago	2-6 L	7-18-6
32	Dec. 26	California	6-4 W	8-18-6
33	Dec. 28	Minnesota	3-5 L	8-19-6
34	Dec. 29	NY Islanders	3-4 L	8-20-6
35	Jan. 1	Boston	2-2 T	8-20-7
36	Jan. 3	@ NY Islanders	2-3 L	8-21-7
37	Jan. 5	@ Montreal	3-5 L	8-22-7
38	Jan. 6	@ Buffalo	3-6 L	8-23-7
39	Jan. 8	St. Louis	1-3 L	8-24-7

No	Date	Opponent	Score	Record
40	Jan. 11	@ California	3-2 W	9-24-7
41	Jan. 12	NY Rangers	1-6 L	9-25-7
42	Jan. 15	Toronto	4-2 W	10-25-7
43	Jan. 18	Pittsburgh	2-6 L	10-26-7
44	Jan. 20	@ Chicago	2-7 L	10-27-7
45	Jan. 22	Philadelphia	2-3 L	10-28-7
46	Jan. 25	Minnesota	4-5 L	10-29-7
47	Jan. 27	@ Buffalo	3-2 W	11-29-7
48	Jan. 30	@ Detroit	7-3 W	12-29-7
49	Feb. 2	NY Islanders	2-2 T	12-29-8
50	Feb. 6	@ California	2-4 L	12-30-8
51	Feb. 9	Detroit	5-4 W	13-30-8
52	Feb. 10	Buffalo	5-2 W	14-30-8
53	Feb. 12	@ St. Louis	3-2 W	15-30-8
54	Feb. 13	@ Minnesota	3-3 T	15-30-9
55	Feb. 15	Boston	2-4 L	15-31-9
56	Feb. 16	NY Rangers	4-9 L	15-32-9
57	Feb. 19	@ Los Angeles	4-3 W	16-32-9
58	Feb. 21	@ Montreal	2-5 L	16-33-9
59	Feb. 23	@ Toronto	4-3 W	17-33-9
60	Feb. 26	@ NY Islanders	1-1 T	17-33-10
61	Feb. 27	@ NY Rangers	2-4 L	17-34-10
62	Mar. 2	@ Pittsburgh	1-6 L	17-35-10
63	Mar. 3	@ Atlanta	3-5 L	17-36-10
64	Mar. 8	Buffalo	2-4 L	17-37-10
65	Mar. 9	Chicago	4-4 T	17-37-11
66	Mar. 12	Detroit	1-2 L	17-38-11
67	Mar. 15	Atlanta	3-0 W	18-38-11
68	Mar. 16	Pittsburgh	6-8 L	18-39-11
69	Mar. 20	@ NY Rangers	7-5 W	19-39-11
70	Mar. 21	@ Philadelphia	1-3 L	19-40-11
71	Mar. 23	@ Los Angeles	0-5 L	19-41-11
72	Mar. 24	Toronto	3-2 W	20-41-11
73	Mar. 26	Montreal	3-4 L	20-42-11
74	Mar. 30	NY Islanders	4-2 W	21-42-11
75	Mar. 31	California	7-0 W	22-42-11
76	Apr. 3	@ California	4-1 W	23-42-11
77	Apr. 5	Los Angeles	5-2 W	24-42-11
78	Apr. 6	@ Los Angeles	1-1 L	24-43-11

1974.75 SEASON RECORD

SMYTHE DIVISION FINISH

1st (86 Points)

COACH

Phil Maloney

GM

Phil Maloney

CAPTAIN

Alternates Only

SCORING

Player	GP	G	A	PTS	PIM
Boudrias	77	16	62	78	46
Lever	80	38	30	68	49
Gould	78	34	31	65	27
Ververgaert	57	19	32	51	25
Oddleifson	60	16	35	51	54
Bordeleau	67	17	31	48	21
Dailey	70	12	36	48	103
Lalonde	74	17	30	47	48
O'Flaherty	80	25	17	42	37
Monahan	79	14	20	34	51
Rocheftort	76	18	11	29	2
Robitaille	69	12	15	27	20
Boddy	66	2	23	25	31
Meehan	57	10	15	25	4
DeMarco	PIT 8 VAN 61	2	1	3	4
Pratt	79	5	17	22	145
Grisdale	60	1	12	13	95

Player	GP	G	A	PTS	PIM
Kearns	49	1	11	12	31
Sedlbauer	26	3	4	7	17
Murray	ATL 42 VAN 13	3	3	6	22
Snepsts	27	1	2	3	30
Mair	2	0	1	1	0
Smith	72	0	1	1	33
Wilkins	7	0	1	1	6
Guevremont	2	0	0	0	0
Dunn	1	0	0	0	11
Wiley	1	0	0	0	0
Hurlburt	1	0	0	0	2
Wilcox	2	0	0	0	0
Lockett	25	0	0	0	2

Goaltender	GPI	MIN	GA	SO	AVG	W-L-T
Smith	72	3,828	197	6	3.09	32-24-9
Lockett	25	912	48	2	3.16	6-7-1
Bullock	1	60	4	0	4.00	0-1-0

RESULTS

No	Date	Opponent	Score	Record
1	Oct. 9	Atlanta	3-3 T	0-0-1
2	Oct. 12	St. Louis	3-5 L	0-1-1
3	Oct. 15	@ St. Louis	6-4 W	1-1-1
4	Oct. 16	@ Minnesota	1-1 T	1-1-2
5	Oct. 19	@ Toronto	5-4 W	2-1-2
6	Oct. 20	@ NY Rangers	1-0 W	3-1-2
7	Oct. 22	Minnesota	2-3 L	3-2-2
8	Oct. 25	Kansas City	5-3 W	4-2-2
9	Oct. 26	Philadelphia	2-3 L	4-3-2
10	Oct. 29	Detroit	7-0 W	5-3-2
11	Nov. 1	Pittsburgh	4-4 W	6-3-2
12	Nov. 5	NY Rangers	2-1 W	7-3-2
13	Nov. 7	@ Kansas City	6-4 W	8-3-2
14	Nov. 9	@ Montreal	3-4 L	8-4-2
15	Nov. 10	@ Detroit	4-2 W	9-4-2
16	Nov. 12	Chicago	1-0 W	10-4-2
17	Nov. 15	Los Angeles	2-2 T	10-4-3
18	Nov. 16	Toronto	5-2 W	11-4-3
19	Nov. 19	St. Louis	6-3 W	12-4-3
20	Nov. 21	@ Philadelphia	4-3 W	13-4-3
21	Nov. 23	@ NY Islanders	3-3 T	13-4-4
22	Nov. 24	@ Boston	4-7 L	13-5-4
23	Nov. 26	@ Kansas City	3-4 L	13-6-4
24	Nov. 27	@ St. Louis	6-1 W	14-6-4
25	Nov. 30	NY Islanders	3-0 W	15-6-4
26	Dec. 3	Minnesota	6-5 W	16-6-4
27	Dec. 6	Atlanta	7-5 W	17-6-4
28	Dec. 8	@ Detroit	2-4 L	17-7-4
29	Dec. 10	California	3-0 W	18-7-4
30	Dec. 12	@ Buffalo	5-3 W	19-7-4
31	Dec. 14	@ Kansas City	2-2 T	19-7-5
32	Dec. 15	@ Chicago	2-4 L	19-8-5
33	Dec. 17	Washington	4-2 W	20-8-5
34	Dec. 20	Montreal	1-6 L	20-9-5
35	Dec. 22	@ California	6-4 W	21-9-5
36	Dec. 26	@ Los Angeles	1-5 L	21-10-5
37	Dec. 28	Boston	6-4 W	22-10-5
38	Jan. 1	Philadelphia	0-2 L	22-11-5
39	Jan. 4	@ Pittsburgh	3-4 L	22-12-5
40	Jan. 5	@ NY Rangers	2-6 L	22-13-5

No	Date	Opponent	Score	Record
41	Jan. 8	@ Toronto	4-6 L	22-14-5
42	Jan. 9	@ Boston	1-5 L	22-15-5
43	Jan. 12	@ Buffalo	1-5 L	22-16-5
44	Jan. 15	@ Chicago	1-2 L	22-17-5
45	Jan. 17	Buffalo	2-4 L	22-18-5
46	Jan. 18	NY Rangers	2-3 L	22-19-5
47	Jan. 23	@ Washington	3-2 W	23-19-5
48	Jan. 24	@ Atlanta	4-1 W	24-19-5
49	Jan. 26	Toronto	6-4 W	25-19-5
50	Jan. 28	Montreal	1-3 L	25-20-5
51	Feb. 1	Washington	5-2 W	26-20-5
52	Feb. 4	Pittsburgh	2-3 L	26-21-5
53	Feb. 7	Chicago	3-1 W	27-21-5
54	Feb. 11	Kansas City	4-0 W	28-21-5
55	Feb. 14	Detroit	5-4 W	29-21-5
56	Feb. 15	Atlanta	3-3 T	29-21-6
57	Feb. 18	Boston	1-3 L	29-22-6
58	Feb. 21	@ NY Islanders	4-1 W	30-22-6
59	Feb. 22	@ Minnesota	1-4 L	30-23-6
60	Feb. 26	@ Montreal	3-4 L	30-24-6
61	Feb. 27	@ Philadelphia	1-3 L	30-25-6
62	Mar. 1	@ Pittsburgh	3-7 L	30-26-6
63	Mar. 2	@ Washington	7-3 W	31-26-6
64	Mar. 4	@ Minnesota	4-6 L	31-27-6
65	Mar. 5	@ St. Louis	2-5 L	31-28-6
66	Mar. 7	Chicago	2-1 W	32-28-6
67	Mar. 8	NY Islanders	5-7 L	32-29-6
68	Mar. 11	Kansas City	3-3 T	32-29-7
69	Mar. 14	Buffalo	5-1 W	33-29-7
70	Mar. 16	@ Chicago	4-3 W	34-29-7
71	Mar. 18	@ NY Islanders	4-4 T	34-29-8
72	Mar. 19	@ NY Rangers	0-3 L	34-30-8
73	Mar. 21	@ Atlanta	4-12 L	34-31-8
74	Mar. 23	St. Louis	3-3 T	34-31-9
75	Mar. 25	Philadelphia	3-5 L	34-32-9
76	Mar. 28	Los Angeles	4-2 W	35-32-9
77	Mar. 29	@ Los Angeles	3-3 T	35-32-10
78	Apr. 1	California	7-0 W	36-32-10
79	Apr. 2	@ California	3-0 W	37-32-10
80	Apr. 4	Minnesota	4-1 W	38-32-10

1975.76 SEASON RECORD

SMYTHE DIVISION FINISH

2nd (81 Points)

COACH

Phil Maloney

GM

Phil Maloney

CAPTAIN

Andre Boudrias

SCORING

Player	GP	G	A	PTS	PIM	Player	GP	G	A	PTS	PIM
Ververgaert	80	37	34	71	53	Boddy	34	5	6	11	33
Lever	80	25	40	65	93	DeMarco	34	3	8	11	2
Oddleifson	80	16	46	62	88	Richardson	24	3	6	9	19
Gould	70	32	27	59	16	Grisdale	38	2	6	8	54
Blight	74	25	31	56	29	Murray	65	2	5	7	28
Kearns	80	5	46	51	48	Pratt	52	1	5	6	72
Lalonde	71	14	36	50	46	Rocheffort	11	0	3	3	0
Dailey	67	15	24	39	119	Smith	51	0	1	1	24
O'Flaherty	68	20	18	38	47	Gassoff	4	0	0	0	5
Boudrias	71	7	31	38	10	Lockett	30	0	0	0	6
Monahan	66	16	17	33	39	Ridley	9	0	0	0	0
Sedlbauer	56	19	13	32	66	Wiley	2	0	0	0	2
Robitaille	71	8	19	27	69						
Snepsts	78	3	15	18	125						
Bordeleau	48	5	12	17	6						
Walton	10	8	8	16	9						

Goaltender	GPI	MIN	GA	SO	AVG	W-L-T
Ridley	9	500	19	1	2.28	6-0-2
Lockett	30	1,436	83	0	3.47	7-8-7
Smith	51	2,864	167	2	3.50	20-24-6

RESULTS

No	Date	Opponent	Score	Record	No	Date	Opponent	Score	Record
1	Oct. 8	@ Minnesota	3-2 W	1-0-0	41	Jan. 14	NY Rangers	5-1 W	16-17-8
2	Oct. 11	@ Kansas City	2-4 L	1-1-0	42	Jan. 16	Chicago	1-2 L	16-18-8
3	Oct. 12	@ Chicago	0-3 L	1-2-0	43	Jan. 17	California	3-5 L	16-19-8
4	Oct. 14	Washington	7-2 W	2-2-0	44	Jan. 21	@ Minnesota	1-5 L	16-20-8
5	Oct. 17	Los Angeles	3-5 L	2-3-0	45	Jan. 23	Minnesota	8-3 W	17-20-8
6	Oct. 19	@ NY Rangers	1-8 L	2-4-0	46	Jan. 24	Toronto	5-5 T	17-20-9
7	Oct. 21	@ NY Islanders	5-5 T	2-4-1	47	Jan. 27	Montreal	2-2 T	17-20-10
8	Oct. 22	@ Toronto	2-3 L	2-5-1	48	Jan. 30	Washington	4-2 W	18-20-10
9	Oct. 24	Minnesota	4-2 W	3-5-1	49	Feb. 1	@ Chicago	3-2 W	19-20-10
10	Oct. 28	Atlanta	2-3 L	3-6-1	50	Feb. 3	Buffalo	2-1 W	20-20-10
11	Oct. 30	@ Buffalo	4-4 T	3-6-2	51	Feb. 5	@ Philadelphia	1-6 L	20-21-10
12	Nov. 1	@ St. Louis	3-3 T	3-6-3	52	Feb. 6	@ St. Louis	3-5 L	20-22-10
13	Nov. 2	@ Chicago	1-6 L	3-7-3	53	Feb. 8	Pittsburgh	3-7 L	20-23-10
14	Nov. 4	NY Rangers	2-4 L	3-8-3	54	Feb. 10	NY Islanders	3-2 W	21-23-10
15	Nov. 8	Boston	4-2 W	4-8-3	55	Feb. 12	@ Montreal	6-4 W	22-23-10
16	Nov. 11	Toronto	3-2 W	5-8-3	56	Feb. 14	@ Toronto	4-3 W	23-23-10
17	Nov. 15	NY Islanders	4-3 W	6-8-3	57	Feb. 17	Philadelphia	2-2 T	23-23-11
18	Nov. 18	@ Atlanta	2-2 T	6-8-4	58	Feb. 18*	Philadelphia	4-6 L	23-24-11
19	Nov. 19	@ Washington	5-2 W	7-8-4	59	Feb. 20	Minnesota	7-0 W	24-24-11
20	Nov. 22	Chicago	1-1 T	7-8-5	60	Feb. 21	St. Louis	5-4 W	25-24-11
21	Nov. 25	Buffalo	5-0 W	8-8-5	61	Feb. 24	Chicago	1-4 L	25-25-11
22	Nov. 26	@ California	1-2 L	8-9-5	62	Feb. 28	@ Pittsburgh	4-5 L	25-26-11
23	Nov. 29	@ Montreal	4-6 L	8-10-5	63	Feb. 29	@ Boston	3-5 L	25-27-11
24	Nov. 30	@ Philadelphia	3-5 L	8-11-5	64	Mar. 3	@ NY Rangers	3-3 T	25-27-12
25	Dec. 3	Detroit	9-1 W	9-11-5	65	Mar. 4	@ NY Islanders	3-3 T	25-27-13
26	Dec. 5	Atlanta	2-6 L	9-12-5	66	Mar. 6	@ Kansas City	5-3 W	26-27-13
27	Dec. 9	St. Louis	5-3 W	10-12-5	67	Mar. 7	@ Minnesota	4-3 W	27-27-13
28	Dec. 14	@ Boston	2-3 L	10-13-5	68	Mar. 9	@ Los Angeles	1-6 L	27-28-13
29	Dec. 17	@ Kansas City	5-6 L	10-14-5	69	Mar. 10	Kansas City	3-1 W	28-28-13
30	Dec. 19	Pittsburgh	5-1 W	11-14-5	70	Mar. 13	NY Rangers	3-7 L	28-29-13
31	Dec. 20	Montreal	2-2 T	11-14-6	71	Mar. 16	Detroit	4-2 W	29-29-13
32	Dec. 27	@ St. Louis	2-4 L	11-15-6	72	Mar. 18	@ Philadelphia	2-3 L	29-30-13
33	Dec. 28	@ Detroit	3-2 W	12-15-6	73	Mar. 19	@ Atlanta	2-2 T	29-30-14
34	Dec. 30	Kansas City	5-2 W	13-15-6	74	Mar. 21	St. Louis	2-5 L	29-31-14
35	Jan. 2	Boston	4-4 T	13-15-7	75	Mar. 23	NY Islanders	5-2 W	30-31-14
36	Jan. 4	@ Detroit	4-3 W	14-15-7	76	Mar. 26	Los Angeles	4-3 W	31-31-14
37	Jan. 6	@ Washington	5-3 W	15-15-7	77	Mar. 27	@ Los Angeles	3-7 L	31-32-14
38	Jan. 8	@ Buffalo	5-8 L	15-16-7	78	Mar. 30	California	4-4 T	31-32-15
39	Jan. 10	@ Pittsburgh	3-3 T	15-16-8	79	Apr. 2	@ California	5-0 W	32-32-15
40	Jan. 11	@ Atlanta	2-5 L	15-17-8	80	Apr. 4	Kansas City	5-2 W	33-32-15

*Ppd. from Dec. 12

1976.77 SEASON RECORD

SMYTHE DIVISION FINISH

4th (63 Points)

COACH

Phil Maloney,
Orland Kurtenbach

GM

Phil Maloney

CAPTAIN

Chris Oddleifson

SCORING

Player	GP	G	A	PTS	PIM
Blight	78	28	40	68	32
Kearns	80	5	55	60	60
Lever	80	27	30	57	28
Ververgaert	79	27	18	45	38
Monahan	VAN 76	18	26	44	48
	TOR 1	0	0	0	0
Graves	ATL 25	8	5	13	17
	VAN 54	10	20	30	17
Oddleifson	80	14	26	40	81
Sedlbauer	70	18	20	38	29
Sanderson	STL 32	8	13	21	26
	VAN 16	7	9	16	30
Lalonde	68	17	15	32	39
Walton	40	7	24	31	32
O'Flaherty	72	12	12	24	20
Goodenough	PHI 32	4	13	17	21
	VAN 30	2	4	6	27
Snepests	79	4	18	22	149
Dailey	44	4	16	20	52
Spruce	51	9	6	15	37
Carriere	ATL 25	2	3	5	16
	VAN 49	1	9	10	55

Player	GP	G	A	PTS	PIM
J. Gould	25	7	8	15	2
Ralph Stewart	34	6	8	14	4
McIlhargey	PHI 40	2	1	3	164
	VAN 21	1	7	8	61
Gasoff	37	6	4	10	35
Wiley	34	4	6	10	4
Robitaille	40	0	9	9	21
Fortier	58	1	3	4	125
Grisdale	20	0	2	2	20
Maniago	47	0	1	1	0
Bullock	1	0	0	0	0
Manno	2	0	0	0	0
Flockhart	5	0	0	0	0
Murray	12	0	0	0	6
Ridley	37	0	0	0	4

Goaltender	GPI	MIN	GA	SO	AVG	W-L-T
Maniago	47	2,699	151	1	3.36	17-21-9
Ridley	37	2,074	134	0	3.88	8-21-4
Bullock	1	27	3	0	6.67	0-0-0

RESULTS

No	Date	Opponent	Score	Record
1	Oct. 6	@ Pittsburgh	5-9 L	0-1-0
2	Oct. 9	@ Montreal	0-3 L	0-2-0
3	Oct. 10	@ Chicago	1-5 L	0-3-0
4	Oct. 13	Washington	4-1 W	1-3-0
5	Oct. 16	St. Louis	3-6 L	1-4-0
6	Oct. 19	@ NY Islanders	1-6 L	1-5-0
7	Oct. 20	@ Buffalo	0-4 L	1-6-0
8	Oct. 22	@ Atlanta	5-3 W	2-6-0
9	Oct. 24	@ NY Rangers	5-4 W	3-6-0
10	Oct. 26	@ St. Louis	2-5 L	3-7-0
11	Oct. 28	Cleveland	3-1 W	4-7-0
12	Oct. 30	Atlanta	3-3 T	4-7-1
13	Nov. 1	NY Islanders	2-3 L	4-8-1
14	Nov. 3	NY Rangers	1-6 L	4-9-1
15	Nov. 5	Los Angeles	4-1 W	5-9-1
16	Nov. 7	@ Boston	1-3 L	5-10-1
17	Nov. 9	@ Washington	2-4 L	5-11-1
18	Nov. 11	@ Philadelphia	4-6 L	5-12-1
19	Nov. 13	Toronto	0-3 L	5-13-1
20	Nov. 17	Buffalo	2-3 L	5-14-1
21	Nov. 19	NY Islanders	4-6 L	5-15-1
22	Nov. 22	NY Rangers	2-3 L	5-16-1
23	Nov. 24	@ Buffalo	4-4 T	5-16-2
24	Nov. 25	@ Boston	2-4 L	5-17-2
25	Nov. 27	Chicago	4-3 W	6-17-2
26	Dec. 1	Detroit	2-5 L	6-18-2
27	Dec. 3	@ Colorado	2-3 L	6-19-2
28	Dec. 5	@ Chicago	4-2 W	7-19-2
29	Dec. 7	@ Washington	3-4 L	7-20-2
30	Dec. 8	@ Toronto	4-3 W	8-20-2
31	Dec. 11	Colorado	4-4 T	8-20-3
32	Dec. 14	Buffalo	3-6 L	8-21-3
33	Dec. 16	@ Detroit	3-7 L	8-22-3
34	Dec. 18	@ Minnesota	3-1 W	9-22-3
35	Dec. 20	Montreal	4-5 L	9-23-3
36	Dec. 22	@ Los Angeles	3-2 W	10-23-3
37	Dec. 23	St. Louis	2-4 L	10-24-3
38	Dec. 27	Philadelphia	1-5 L	10-25-3
39	Dec. 29	Boston	1-8 L	10-26-3
40	Jan. 1	@ NY Islanders	5-1 W	11-26-3

No	Date	Opponent	Score	Record
41	Jan. 2	@ NY Rangers	3-5 L	11-27-3
42	Jan. 4	@ Pittsburgh	2-2 T	11-27-4
43	Jan. 5	@ Atlanta	1-4 L	11-28-4
44	Jan. 7	@ Cleveland	4-8 L	11-29-4
45	Jan. 8	@ St. Louis	5-2 W	12-29-4
46	Jan. 12	Minnesota	5-3 W	13-29-4
47	Jan. 15	Cleveland	2-4 L	13-30-4
48	Jan. 19	Pittsburgh	0-3 L	13-31-4
49	Jan. 21	Toronto	1-3 L	13-32-4
50	Jan. 23	NY Rangers	6-2 W	14-32-4
51	Jan. 27	Chicago	1-1 T	14-32-5
52	Jan. 29	Minnesota	4-3 W	15-32-5
53	Feb. 3	Montreal	4-6 L	15-33-5
54	Feb. 5	@ Minnesota	5-5 T	15-33-6
55	Feb. 6	@ Detroit	2-3 L	15-34-6
56	Feb. 9	@ Montreal	0-6 L	15-35-6
57	Feb. 11	Pittsburgh	3-2 W	16-35-6
58	Feb. 14	NY Islanders	1-2 L	16-36-6
59	Feb. 16	Boston	3-7 L	16-37-6
60	Feb. 19	Atlanta	5-1 W	17-37-6
61	Feb. 21	St. Louis	0-4 L	17-38-6
62	Feb. 24	@ Los Angeles	2-2 T	17-38-7
63	Feb. 26	@ Minnesota	0-3 L	17-39-7
64	Feb. 27	@ Chicago	4-3 W	18-39-7
65	Mar. 2	@ Atlanta	2-1 W	19-39-7
66	Mar. 3	@ Philadelphia	2-5 L	19-40-7
67	Mar. 5	@ Toronto	4-4 T	19-40-8
68	Mar. 9	Washington	5-2 W	20-40-8
69	Mar. 10	Chicago	5-0 W	21-40-8
70	Mar. 12	Colorado	2-2 T	21-40-9
71	Mar. 13	@ Colorado	6-2 W	22-40-9
72	Mar. 15	Detroit	7-1 W	23-40-9
73	Mar. 19	@ St. Louis	4-4 T	23-40-10
74	Mar. 20	@ Colorado	4-1 W	24-40-10
75	Mar. 22	Philadelphia	4-4 T	24-40-11
76	Mar. 25	@ Cleveland	4-4 T	24-40-12
77	Mar. 26	@ Philadelphia	3-9 L	24-41-12
78	Mar. 29	Los Angeles	3-3 T	24-41-13
79	Apr. 1	Colorado	3-6 L	24-42-13
80	Apr. 3	Minnesota	6-3 W	25-42-13

1977.78 SEASON RECORD

SMYTHE DIVISION FINISH

3rd (57 Points)

COACH

Orland Kurtenbach

GM

Jake Milford

CAPTAIN

Don Lever

SCORING

Player	GP	G	A	PTS	PIM
Walton	65	29	37	66	30
Blight	80	25	38	63	33
Vervegaert	80	21	33	54	23
Lever	75	17	32	49	58
Martin	CHI 7	1	1	2	0
	VAN 67	15	31	46	36
Graves	80	21	26	47	18
Kearns	80	4	43	47	27
Gillis	79	23	18	41	35
Oddleifson	78	17	22	39	64
Sedlbauer	62	18	12	30	25
Monahan	67	10	19	29	28
Alexander	32	8	18	26	6
Snepsts	75	4	16	20	118
Manno	49	5	14	19	29
O'Flaherty	59	6	11	17	15
Gassoff	47	9	6	15	70
Grisdale	42	0	9	9	47
McIlhargey	69	3	5	8	172

Player	GP	G	A	PTS	PIM	
Kannegiesser	42	1	7	8	36	
Goodenough	42	1	6	7	28	
Ralph Stewart	16	2	3	5	0	
McCarthy	PHI 22	1	2	3	21	
	VAN 1	0	0	0	0	
Carriere	7	0	3	3	11	
Callander	PHI 15	2	1	3	5	
	VAN 17	2	0	2	2	
Flockhart	24	0	1	1	12	
Ridley	40	0	1	1	9	
Veysey	1	0	0	0	0	
Bannerman	1	0	0	0	0	
Hanlon	4	0	0	0	2	
Maniago	46	0	0	0	18	
Goaltender	GPI	MIN	GA	SO	AVG	W-L-T
Bannerman	1	20	0	0	0.00	0-0-0
Hanlon	4	200	9	0	2.70	1-2-1
Maniago	46	2,570	172	1	4.02	10-24-8
Ridley	40	2,010	136	0	4.06	9-17-8

RESULTS

No	Date	Opponent	Score	Record
1	Oct. 12	@ NY Rangers	3-6 L	0-1-0
2	Oct. 14	@ Colorado	4-4 T	0-1-1
3	Oct. 15	@ Minnesota	5-3 W	1-1-1
4	Oct. 18	Detroit	3-2 W	2-1-1
5	Oct. 23	Boston	3-3 T	2-1-2
6	Oct. 25	Los Angeles	3-1 W	3-1-2
7	Oct. 27	NY Islanders	2-3 L	3-2-2
8	Oct. 29	Colorado	2-6 L	3-3-2
9	Nov. 2	Toronto	1-5 L	3-4-2
10	Nov. 4	NY Rangers	1-5 L	3-5-2
11	Nov. 6	@ Philadelphia	2-3 L	3-6-2
12	Nov. 8	@ Colorado	2-6 L	3-7-2
13	Nov. 9	@ St. Louis	6-8 L	3-8-2
14	Nov. 11	Minnesota	4-2 W	4-8-2
15	Nov. 15	Cleveland	5-4 W	5-8-2
16	Nov. 17	@ Boston	4-4 T	5-8-3
17	Nov. 19	@ NY Islanders	2-9 L	5-9-3
18	Nov. 20	@ NY Rangers	3-0 W	6-9-3
19	Nov. 22	Pittsburgh	3-3 T	6-9-4
20	Nov. 26	Chicago	2-2 T	6-9-5
21	Nov. 29	Philadelphia	0-3 L	6-10-5
22	Dec. 2	Atlanta	3-2 W	7-10-5
23	Dec. 4	@ Chicago	6-2 W	8-10-5
24	Dec. 6	@ Washington	5-2 W	9-10-5
25	Dec. 7	@ Atlanta	2-2 T	9-10-6
26	Dec. 10	@ Montreal	2-7 L	9-11-6
27	Dec. 11	@ Buffalo	0-3 L	9-12-6
28	Dec. 13	Washington	3-1 W	10-12-6
29	Dec. 17	Buffalo	5-5 T	10-12-7
30	Dec. 19	@ Los Angeles	2-3 L	10-13-7
31	Dec. 20	Atlanta	2-2 T	10-13-8
32	Dec. 23	Minnesota	5-7 L	10-14-8
33	Dec. 27	NY Islanders	2-4 L	10-15-8
34	Dec. 30	Colorado	2-2 T	10-15-9
35	Jan. 1	@ Chicago	3-2 W	11-15-9
36	Jan. 3	@ NY Islanders	1-4 L	11-16-9
37	Jan. 4	@ Pittsburgh	3-8 L	11-17-9
38	Jan. 6	@ Cleveland	1-6 L	11-18-9
39	Jan. 7	@ Toronto	4-6 L	11-19-9
40	Jan. 11	St. Louis	6-4 W	12-19-9

No	Date	Opponent	Score	Record
41	Jan. 14	Colorado	3-3 T	12-19-10
42	Jan. 17	NY Rangers	4-5 L	12-20-10
43	Jan. 19	Toronto	3-3 T	12-20-11
44	Jan. 21	@ Montreal	1-8 L	12-21-11
45	Jan. 22	@ Buffalo	2-2 T	12-21-12
46	Jan. 26	Philadelphia	2-6 L	12-22-12
47	Jan. 28	St. Louis	8-3 W	13-22-12
48	Jan. 31	Washington	4-2 W	14-22-12
49	Feb. 2	Montreal	4-4 T	14-22-13
50	Feb. 4	Chicago	1-5 L	14-23-13
51	Feb. 7	Atlanta	2-4 L	14-24-13
52	Feb. 9	@ Philadelphia	2-5 L	14-25-13
53	Feb. 11	@ Minnesota	2-3 L	14-26-13
54	Feb. 12	@ Detroit	3-8 L	14-27-13
55	Feb. 14	@ Washington	4-2 W	15-27-13
56	Feb. 15	@ NY Rangers	3-6 L	15-28-13
57	Feb. 17	@ Cleveland	2-3 L	15-29-13
58	Feb. 18	@ St. Louis	3-4 L	15-30-13
59	Feb. 22	Boston	4-6 L	15-31-13
60	Feb. 25	Minnesota	5-1 W	16-31-13
61	Feb. 27	Cleveland	3-3 T	16-31-14
62	Mar. 1	Chicago	3-2 W	17-31-14
63	Mar. 4	@ Toronto	3-4 L	17-32-14
64	Mar. 5	@ Boston	3-6 L	17-33-14
65	Mar. 7	@ NY Islanders	2-5 L	17-34-14
66	Mar. 8	@ Atlanta	3-8 L	17-35-14
67	Mar. 11	@ Pittsburgh	3-1 W	18-35-14
68	Mar. 12	@ Detroit	4-4 T	18-35-15
69	Mar. 15	Pittsburgh	7-4 W	19-35-15
70	Mar. 17	@ Colorado	1-3 L	19-36-15
71	Mar. 18	Detroit	4-5 L	19-37-15
72	Mar. 20	Montreal	1-5 L	19-38-15
73	Mar. 24	Buffalo	2-2 T	19-38-16
74	Mar. 26	@ Chicago	3-4 L	19-39-16
75	Mar. 28	@ Minnesota	4-9 L	19-40-16
76	Mar. 29	@ St. Louis	1-3 L	19-41-16
77	Mar. 31	Philadelphia	2-3 L	19-42-16
78	Apr. 4	St. Louis	3-2 W	20-42-16
79	Apr. 7	Los Angeles	5-5 T	20-42-17
80	Apr. 8	@ Los Angeles	3-5 L	20-43-17

1978.79 SEASON RECORD

SMYTHE DIVISION FINISH

2nd (63 Points)

COACH

Harry Neale

GM

Jake Milford

CAPTAIN

Don Lever, Kevin McCarthy

SCORING

Player	GP	G	A	PTS	PIM
Sedlbauer	79	40	16	56	26
Gradin	76	20	31	51	22
Lever	71	23	21	44	17
Smyl	62	14	24	38	89
Oddleifson	67	11	26	37	51
Fraser	78	16	19	35	116
Kearns	78	3	31	34	28
Snepsts	76	7	24	31	130
Martin	64	12	14	26	24
Graves	62	11	15	26	14
Ververgaert	35	9	17	26	13
Gillis	78	13	12	25	33
Manno	52	5	16	21	42
Lindgren	64	2	19	21	68
Blight	56	5	10	15	16
Eriksson	35	2	12	14	4
Goodenough	36	4	9	13	18

Player	GP	G	A	PTS	PIM
Gasoff	34	4	7	11	53
Derlago	9	4	4	8	2
Tudor	24	4	4	8	19
Kozak	28	2	5	7	30
McIlhargey	53	2	4	6	129
Callander	32	4	1	5	7
Grisdale	41	0	3	3	54
Flockhart	14	1	1	2	0
Zetterstrom	14	0	1	1	2
Wilson	17	0	1	1	0
Hanlon	31	0	1	1	30
Bromley	38	0	1	1	6
Smith	2	0	0	0	2

Goaltender	GPI	MIN	GA	SO	AVG	W-L-T
Hanlon	31	1821	94	3	3.10	12-13-5
Bromley	38	2,144	136	2	3.81	11-19-6
Wilson	17	835	58	0	4.17	2-10-2

RESULTS

No	Date	Opponent	Score	Record
1	Oct. 11	Colorado	8-2 W	1-0-0
2	Oct. 13	St. Louis	8-4 W	2-0-0
3	Oct. 15	@ Chicago	3-3 T	2-0-1
4	Oct. 17	@ St. Louis	6-8 L	2-1-1
5	Oct. 18	@ Minnesota	2-7 L	2-2-1
6	Oct. 20	Boston	1-5 L	2-3-1
7	Oct. 22	Buffalo	3-2 W	3-3-1
8	Oct. 25	@ NY Rangers	2-6 L	3-4-1
9	Oct. 28	@ NY Islanders	2-5 L	3-5-1
10	Oct. 29	@ Philadelphia	5-2 W	4-5-1
11	Nov. 1	@ Chicago	1-0 W	5-5-1
12	Nov. 3	Toronto	1-3 L	5-6-1
13	Nov. 5	NY Rangers	2-5 L	5-7-1
14	Nov. 7	@ Atlanta	2-4 L	5-8-1
15	Nov. 8	@ Detroit	6-4 W	6-8-1
16	Nov. 10	Minnesota	2-3 L	6-9-1
17	Nov. 12	Philadelphia	0-4 L	6-10-1
18	Nov. 16	Pittsburgh	3-6 L	6-11-1
19	Nov. 18	Montreal	2-4 L	6-12-1
20	Nov. 21	Chicago	5-2 W	7-12-1
21	Nov. 23	@ Colorado	7-2 W	8-12-1
22	Nov. 25	NY Islanders	2-5 L	8-13-1
23	Nov. 28	@ St. Louis	6-3 W	9-13-1
24	Nov. 29	@ Chicago	1-1 T	9-13-2
25	Dec. 1	Detroit	2-1 W	10-13-2
26	Dec. 5	Atlanta	3-0 W	11-13-2
27	Dec. 7	Chicago	4-2 W	12-13-2
28	Dec. 9	Washington	5-7 L	12-14-2
29	Dec. 12	@ Boston	3-7 L	12-15-2
30	Dec. 13	@ Toronto	1-5 L	12-16-2
31	Dec. 16	@ Pittsburgh	5-6 L	12-17-2
32	Dec. 17	@ Buffalo	3-6 L	12-18-2
33	Dec. 19	@ Minnesota	3-5 L	12-19-2
34	Dec. 20	@ Detroit	2-7 L	12-20-2
35	Dec. 23	Los Angeles	2-0 W	13-20-2
36	Dec. 28	Buffalo	3-3 T	13-20-3
37	Dec. 30	@ Los Angeles	0-4 L	13-21-3
38	Jan. 2	@ NY Islanders	0-9 L	13-22-3
39	Jan. 3	@ Pittsburgh	5-3 W	14-22-3
40	Jan. 5	@ NY Rangers	4-6 L	14-23-3

No	Date	Opponent	Score	Record
41	Jan. 6	@ Montreal	0-2 L	14-24-3
42	Jan. 8	@ Toronto	5-1 W	15-24-3
43	Jan. 11	St. Louis	4-3 W	16-24-3
44	Jan. 13	@ St. Louis	3-3 T	16-24-4
45	Jan. 14	@ Washington	3-5 L	16-25-4
46	Jan. 16	Montreal	2-2 T	16-25-5
47	Jan. 19	Toronto	3-3 T	16-25-6
48	Jan. 24	Chicago	0-5 L	16-26-6
49	Jan. 26	St. Louis	4-1 W	17-26-6
50	Jan. 27	@ Colorado	2-2 T	17-26-7
51	Jan. 30	NY Rangers	3-5 L	17-27-7
52	Feb. 1	@ Atlanta	1-4 L	17-28-7
53	Feb. 3	@ Washington	5-1 W	18-28-7
54	Feb. 4	@ Boston	1-6 L	18-29-7
55	Feb. 13	@ St. Louis	3-3 T	18-29-8
56	Feb. 14	@ Minnesota	1-8 L	18-30-8
57	Feb. 17	NY Islanders	3-5 L	18-31-8
58	Feb. 20	Philadelphia	3-3 T	18-31-9
59	Feb. 22	Colorado	0-3 W	19-31-9
60	Feb. 24	Boston	3-4 L	19-32-9
61	Feb. 26	@ Los Angeles	0-2 L	19-33-9
62	Feb. 28	Chicago	4-4 T	19-33-10
63	Mar. 2	Washington	2-6 L	19-34-10
64	Mar. 4	Los Angeles	2-3 L	19-35-10
65	Mar. 7	@ Toronto	0-2 L	19-36-10
66	Mar. 8	@ Montreal	1-11 L	19-37-10
67	Mar. 10	Colorado	1-3 L	19-38-10
68	Mar. 13	Pittsburgh	3-9 L	19-39-10
69	Mar. 15	@ Buffalo	2-4 L	19-40-10
70	Mar. 16	@ Colorado	4-1 W	20-40-10
71	Mar. 18	Atlanta	2-1 W	21-40-10
72	Mar. 21	St. Louis	1-1 T	21-40-11
73	Mar. 23	Buffalo	3-4 L	21-41-11
74	Mar. 25	Minnesota	2-1 W	22-41-11
75	Mar. 27	Detroit	5-2 W	23-41-11
76	Mar. 29	@ Philadelphia	0-5 L	23-42-11
77	Mar. 31	@ Colorado	2-0 W	24-42-11
78	Apr. 1	@ Chicago	2-2 T	24-42-12
79	Apr. 3	Colorado	2-1 W	25-42-12
80	Apr. 6	Minnesota	2-2 T	25-42-13

1979.80 SEASON RECORD

SMYTHE DIVISION FINISH

3rd (70 Points)

COACH

Harry Neale

GM

Jake Milford

CAPTAIN

Kevin McCarthy

SCORING

Player	GP	G	A	PTS	PIM	Player	GP	G	A	PTS	PIM	
Smyl	77	31	47	78	204	Manery	21	2	1	3	15	
Gradin	80	30	45	75	22	McIlhargey	24	0	2	2	41	
Boldirev	ATL 52	16	24	40	20	Lupul	51	9	11	20	24	
Williams	VAN 27	16	11	27	14	Ashton	47	5	14	19	11	
	TOR 55	22	18	40	197	Kearns	67	1	18	19	24	
	VAN 23	8	5	13	81	Blight	33	12	6	18	54	
McCarthy	79	15	30	45	70	Manno	40	3	14	17	14	
Fraser	78	17	25	42	143	Hughes	52	2	11	13	181	
Lever	51	21	17	38	32	Logan	CHI 12	2	3	5	34	
Lindgren	73	5	30	35	66	VAN 33	1	5	6	109		
Derlago	54	11	15	26	27	Callander	4	1	1	2	0	
Brasar	MIN 22	1	14	15	0	Goodenough	5	0	2	2	2	
Gillis	VAN 48	9	10	19	7	Hubick	5	0	1	1	0	
	67	13	17	30	108	Minor	5	0	1	1	2	
Rota	ATL 44	10	8	18	49	Affleck	5	0	1	1	0	
Oddleifson	VAN 26	5	6	11	29	Hanlon	57	0	1	1	43	
	75	8	20	28	76	Hazlett	1	0	0	0	0	
Snepsts	79	3	20	23	202	Tudor	2	0	0	0	0	
Vaive	47	13	8	21	111	Bromley	15	0	0	0	2	
Butler	TOR 55	7	8	15	29							
Sedlbauer	VAN 23	4	4	8	21	Goaltender GPI MIN GA SO AVG W-L-T						
	32	10	4	14	7	Bromley	15	860	43	1	3.00	8-2-4
	Holt	22	1	3	4	80	Hanlon	57	3,341	193	0	3.47
Smith	19	1	3	4	50	Ridley	10	559	39	0	3.91	2-6-2

RESULTS

No	Date	Opponent	Score	Record	No	Date	Opponent	Score	Record
1	Oct. 9	St. Louis	2-5 L	0-1-0	41	Jan. 8	@ NY Islanders	0-3 L	15-19-7
2	Oct. 12	Detroit	3-1 W	1-1-0	42	Jan. 9	@ Pittsburgh	2-4 L	15-20-7
3	Oct. 14	@ Edmonton	4-4 T	1-1-1	43	Jan. 11	@ Washington	4-7 L	15-21-7
4	Oct. 17	@ St. Louis	5-1 W	2-1-1	44	Jan. 12	@ Toronto	4-6 L	15-22-7
5	Oct. 18	@ NY Rangers	3-6 L	2-2-1	45	Jan. 16	Atlanta	3-5 L	15-23-7
6	Oct. 20	@ Toronto	0-2 L	2-3-1	46	Jan. 18	Buffalo	2-2 T	15-23-8
7	Oct. 21	@ Buffalo	3-3 T	2-3-2	47	Jan. 22	Colorado	3-5 L	15-24-8
8	Oct. 24	Toronto	5-1 W	3-3-2	48	Jan. 23	NY Rangers	4-6 L	15-25-8
9	Oct. 27	Washington	5-3 W	4-3-2	49	Jan. 27	Toronto	2-5 L	15-26-8
10	Oct. 31	NY Islanders	2-2 T	4-3-3	50	Jan. 29	Montreal	3-4 L	15-27-8
11	Nov. 2	Boston	3-3 T	4-3-4	51	Feb. 2	@ Minnesota	5-4 W	16-27-8
12	Nov. 4	NY Rangers	2-4 L	4-4-4	52	Feb. 3	@ Buffalo	0-3 L	16-28-8
13	Nov. 6	Minnesota	7-7 T	4-4-5	53	Feb. 7	@ Philadelphia	4-1 W	17-28-8
14	Nov. 10	@ Detroit	2-1 W	5-4-5	54	Feb. 9	@ Montreal	4-3 W	18-28-8
15	Nov. 11	@ Philadelphia	4-5 L	5-5-5	55	Feb. 12	@ Hartford	5-5 T	18-28-9
16	Nov. 13	@ Atlanta	5-3 W	6-5-5	56	Feb. 16	Washington	3-5 L	18-29-9
17	Nov. 14	@ Chicago	5-2 W	7-5-5	57	Feb. 17	NY Islanders	4-2 W	19-29-9
18	Nov. 16	Pittsburgh	5-2 W	8-5-5	58	Feb. 19	St. Louis	1-3 L	19-30-9
19	Nov. 18	Montreal	5-2 W	9-5-5	59	Feb. 22	Philadelphia	3-7 L	19-31-9
20	Nov. 20	Los Angeles	1-5 L	9-6-5	60	Feb. 23	Boston	4-4 T	19-31-10
21	Nov. 23	Philadelphia	2-5 L	9-7-5	61	Feb. 26	@ Minnesota	4-5 L	19-32-10
22	Nov. 24	@ Winnipeg	3-5 L	9-8-5	62	Feb. 29	@ Winnipeg	3-3 T	19-32-11
23	Nov. 28	Winnipeg	4-2 W	10-8-5	63	Mar. 1	@ Edmonton	5-2 W	20-32-11
24	Nov. 30	Chicago	1-1 T	10-8-6	64	Mar. 4	Winnipeg	2-1 W	21-32-11
25	Dec. 2	@ Quebec	1-3 L	10-9-6	65	Mar. 5	Chicago	3-3 T	21-32-12
26	Dec. 4	@ NY Islanders	5-1 W	11-9-6	66	Mar. 7	Atlanta	3-9 L	21-33-12
27	Dec. 5	@ Pittsburgh	3-3 T	11-9-7	67	Mar. 9	@ Colorado	4-4 T	21-33-13
28	Dec. 8	@ Detroit	1-5 L	11-10-7	68	Mar. 10	@ Atlanta	5-2 W	22-33-13
29	Dec. 9	@ Boston	3-5 L	11-11-7	69	Mar. 13	@ Hartford	1-3 L	22-34-13
30	Dec. 11	Hartford	5-3 W	12-11-7	70	Mar. 15	@ Boston	2-2 T	22-34-14
31	Dec. 14	Colorado	5-3 W	13-11-7	71	Mar. 16	@ Quebec	3-2 W	23-34-14
32	Dec. 15	@ Los Angeles	3-4 L	13-12-7	72	Mar. 19	Buffalo	3-3 T	23-34-15
33	Dec. 19	@ NY Rangers	3-5 L	13-13-7	73	Mar. 21	Detroit	2-5 L	23-35-15
34	Dec. 21	@ Washington	1-2 L	13-14-7	74	Mar. 23	Quebec	2-6 L	23-36-15
35	Dec. 22	@ Montreal	2-4 L	13-15-7	75	Mar. 25	Pittsburgh	2-4 L	23-37-15
36	Dec. 28	Edmonton	3-5 L	13-16-7	76	Mar. 28	Hartford	4-4 T	23-37-16
37	Dec. 29	Quebec	6-2 W	14-16-7	77	Mar. 30	Minnesota	5-3 W	24-37-16
38	Jan. 3	@ St. Louis	2-6 L	14-17-7	78	Apr. 1	Edmonton	5-0 W	25-37-16
39	Jan. 4	@ Colorado	4-2 W	15-17-7	79	Apr. 3	Los Angeles	4-2 W	26-37-16
40	Jan. 6	@ Chicago	1-3 L	15-18-7	80	Apr. 5	@ Los Angeles	5-3 W	27-37-16

1980.81 SEASON RECORD

SMYTHE DIVISION FINISH

3rd (76 Points)

COACH

Harry Neale

GM

Jake Milford

CAPTAIN

Kevin McCarthy

SCORING

Player	GP	G	A	PTS	PIM
Gradin	79	21	48	69	34
Smyl	80	25	38	63	171
Brasar	80	22	41	63	8
Williams	77	35	27	62	343
Schmautz	73	27	34	61	137
Boldirev	72	26	33	59	34
MacDonald	EDM 51	19	24	43	27
	VAN 12	5	9	14	10
Rota	80	25	31	56	124
McCarthy	80	16	37	53	85
Fraser	77	25	24	49	118
Ashton	77	18	11	29	57
Lanz	76	7	22	29	40
Butler	80	12	14	26	60
Minor	74	10	14	24	108
Lindgren	52	4	18	22	32
Halward	LA 51	4	15	19	96
	VAN 7	0	1	1	4

Player	GP	G	A	PTS	PIM	
Snepsts	76	3	16	19	212	
Marois	NYR 8	1	2	3	46	
	VAN 50	4	12	16	115	
Kearns	46	1	14	15	28	
Manno	20	0	11	11	30	
Campbell	42	1	8	9	75	
Gillis	11	0	4	4	4	
Christie	9	1	1	2	0	
Lupul	7	0	2	2	2	
Blight	3	1	0	1	4	
Hanlon	17	0	1	1	10	
Bromley	20	0	1	1	0	
Primeau	2	0	0	0	4	
Logan	7	0	0	0	13	
Oddleifson	8	0	0	0	6	
Goaltender	GPI	MIN	GA	SO	AVG	W-L-T
Brodeur	52	3,024	177	0	3.51	17-18-16
Bromley	20	978	62	0	3.80	6-6-4
Hanlon	17	798	59	1	4.44	5-8-0

RESULTS

No	Date	Opponent	Score	Record
1	Oct. 10	Detroit	5-3 W	1-0-0
2	Oct. 12	Quebec	8-2 W	2-0-0
3	Oct. 15	@ Chicago	2-4 L	2-1-0
4	Oct. 16	@ Philadelphia	5-2 W	3-1-0
5	Oct. 18	@ Montreal	1-4 L	3-2-0
6	Oct. 21	@ NY Islanders	6-3 W	4-2-0
7	Oct. 22	@ NY Rangers	2-3 L	4-3-0
8	Oct. 24	Boston	3-2 W	5-3-0
9	Oct. 26	Toronto	8-5 W	6-3-0
10	Oct. 29	@ Quebec	3-3 T	6-3-1
11	Nov. 1	@ Hartford	4-4 T	6-3-2
12	Nov. 2	@ Buffalo	3-4 L	6-4-2
13	Nov. 5	Edmonton	4-3 W	7-4-2
14	Nov. 7	Minnesota	3-2 W	8-4-2
15	Nov. 8	NY Rangers	6-4 W	9-4-2
16	Nov. 11	St. Louis	2-8 L	9-5-2
17	Nov. 14	Montreal	3-3 T	9-5-3
18	Nov. 16	Los Angeles	2-3 L	9-6-3
19	Nov. 18	Winnipeg	6-1 W	10-6-3
20	Nov. 19	@ Edmonton	6-4 W	11-6-3
21	Nov. 22	@ Hartford	3-4 L	11-7-3
22	Nov. 23	@ NY Rangers	2-2 T	11-7-4
23	Nov. 26	@ Pittsburgh	7-4 W	12-7-4
24	Nov. 28	Chicago	6-4 W	13-7-4
25	Nov. 29	Philadelphia	3-3 T	13-7-5
26	Dec. 3	Hartford	4-4 T	13-7-6
27	Dec. 4	@ Los Angeles	1-3 L	13-8-6
28	Dec. 7	NY Islanders	3-5 L	13-9-6
29	Dec. 9	@ Washington	4-2 W	14-9-6
30	Dec. 10	@ Toronto	8-5 W	15-9-6
31	Dec. 13	@ Boston	2-1 W	16-9-6
32	Dec. 14	@ Buffalo	2-2 T	16-9-7
33	Dec. 17	Montreal	4-4 T	16-9-8
34	Dec. 19	Pittsburgh	10-4 W	17-9-8
35	Dec. 21	Buffalo	3-3 T	17-9-9
36	Dec. 26	Los Angeles	3-6 L	17-10-9
37	Dec. 28	St. Louis	2-3 L	17-11-9
38	Dec. 30	Washington	3-3 T	17-11-10
39	Jan. 2	@ Detroit	2-2 T	17-11-11
40	Jan. 3	@ St. Louis	3-6 L	17-12-11

No	Date	Opponent	Score	Record
41	Jan. 6	@ Colorado	7-3 W	18-12-11
42	Jan. 7	@ Minnesota	1-1 T	18-12-12
43	Jan. 9	@ Winnipeg	4-4 T	18-12-13
44	Jan. 13	Colorado	3-3 T	18-12-14
45	Jan. 16	Detroit	3-1 W	19-12-14
46	Jan. 17	@ Colorado	5-2 W	20-12-14
47	Jan. 20	Toronto	2-2 T	20-12-15
48	Jan. 21	@ Edmonton	1-5 L	20-13-15
49	Jan. 24	NY Rangers	5-7 L	20-14-15
50	Jan. 28	@ Chicago	3-7 L	20-15-15
51	Jan. 29	@ Washington	1-3 L	20-16-15
52	Feb. 1	Calgary	6-2 W	21-16-15
53	Feb. 3	Washington	3-3 T	21-16-16
54	Feb. 7	@ St. Louis	2-9 L	21-17-16
55	Feb. 8	@ Detroit	2-3 L	21-18-16
56	Feb. 12	@ Philadelphia	3-4 L	21-19-16
57	Feb. 14	@ Pittsburgh	2-2 T	21-19-17
58	Feb. 15	@ Minnesota	2-7 L	21-20-17
59	Feb. 18	Boston	5-7 L	21-21-17
60	Feb. 20	Quebec	3-9 L	21-22-17
61	Feb. 22	Calgary	3-5 L	21-23-17
62	Feb. 24	Philadelphia	6-4 W	22-23-17
63	Feb. 26	@ Los Angeles	3-4 L	22-24-17
64	Feb. 27	NY Islanders	1-5 L	22-25-17
65	Mar. 1	Hartford	3-0 W	23-25-17
66	Mar. 4	@ Toronto	5-2 W	24-25-17
67	Mar. 7	@ NY Islanders	1-3 L	24-26-17
68	Mar. 8	@ Boston	1-4 L	24-27-17
69	Mar. 10	@ Calgary	2-11 L	24-28-17
70	Mar. 13	Chicago	5-3 W	25-28-17
71	Mar. 14	Buffalo	2-1 W	26-28-17
72	Mar. 17	Pittsburgh	4-3 W	27-28-17
73	Mar. 21	@ Montreal	3-5 L	27-29-17
74	Mar. 23	@ Quebec	3-3 T	27-29-18
75	Mar. 25	Colorado	4-4 T	27-29-19
76	Mar. 27	@ Winnipeg	10-2 W	28-29-19
77	Mar. 29	Minnesota	2-4 L	28-30-19
78	Apr. 1	Winnipeg	4-4 T	28-30-10
79	Apr. 3	Edmonton	2-7 L	28-31-20
80	Apr. 4	@ Calgary	5-6 L	28-32-20

SMYTHE DIVISION FINISH

2nd (77 Points)

COACH

Harry Neale,
Roger Neilson

GM

Jake Milford

CAPTAIN

Kevin McCarthy

SCORING

Player	GP	G	A	PTS	PIM
Gradin	76	37	49	86	32
Smyl	80	34	44	78	144
Boldirev	78	33	40	73	45
Fraser	79	28	39	67	175
Hlinka	72	23	37	60	16
Currie	STL 48	18	22	40	17
	VAN 12	5	3	8	2
Molin	72	15	31	46	10
McCarthy	71	6	39	45	84
Rota	51	20	20	40	139
Williams	77	17	21	38	341
MacDonald	59	18	15	33	20
Nil	STL 61	9	12	21	127
	VAN 8	1	2	3	5
Lindgren	75	5	16	21	74
Brasar	53	6	12	18	6
Lupul	41	10	7	17	26
Delorme	59	9	8	17	177

Player	GP	G	A	PTS	PIM
Halward	37	4	13	17	40
Snepsts	68	3	14	17	153
Lanz	39	3	11	14	48
Crawford	40	4	8	12	29
Belland	28	3	6	9	16
Eldebrink	38	1	8	9	21
Campbell	47	0	8	8	131
Butler	25	3	1	4	15
Lemay	5	1	2	3	0
Bubla	23	1	1	2	16
Brodeur	52	0	2	2	0
McDonnell	7	0	1	1	12
Minor	13	0	1	1	6
Schliebener	22	0	1	1	10
Butcher	5	0	0	0	9

Goaltender	GPI	MIN	GA	SO	AVG	W-L-T
Heinz	3	180	9	1	3.00	2-1-0
Brodeur	52	3,010	168	2	3.35	20-18-12
Hanlon	28	1,610	106	1	3.95	8-14-5

RESULTS

No	Date	Opponent	Score	Record
1	Oct. 6	Colorado	4-2 W	1-0-0
2	Oct. 8	@ Calgary	1-1 T	1-0-1
3	Oct. 9	Edmonton	6-2 W	2-0-1
4	Oct. 11	@ Buffalo	2-2 T	2-0-2
5	Oct. 14	@ NY Rangers	1-2 L	2-1-2
6	Oct. 15	@ NY Islanders	1-4 L	2-2-2
7	Oct. 17	@ Montreal	4-10 L	2-3-2
8	Oct. 19	@ Quebec	3-6 L	2-4-2
9	Oct. 23	Hartford	2-2 T	2-4-3
10	Oct. 25	Pittsburgh	4-6 L	2-5-3
11	Oct. 28	Washington	3-0 W	3-5-3
12	Oct. 31	@ Philadelphia	8-4 W	4-5-3
13	Nov. 1	@ Detroit	1-3 L	4-6-3
14	Nov. 4	@ Hartford	4-1 W	5-6-3
15	Nov. 5	@ Boston	1-2 L	5-7-3
16	Nov. 8	Winnipeg	5-1 W	6-7-3
17	Nov. 11	Quebec	6-5 W	7-7-3
18	Nov. 14	Montreal	1-4 L	7-8-3
19	Nov. 15	@ Calgary	7-4 W	8-8-3
20	Nov. 19	Detroit	8-3 W	9-8-3
21	Nov. 21	@ Edmonton	3-8 L	9-9-3
22	Nov. 22	Colorado	5-5 T	9-9-4
23	Nov. 25	Chicago	6-2 W	10-9-4
24	Nov. 27	@ Colorado	6-3 W	11-9-4
25	Nov. 28	@ Los Angeles	2-3 L	11-10-4
26	Dec. 2	Minnesota	5-0 W	12-10-4
27	Dec. 4	@ Edmonton	3-7 L	12-11-4
28	Dec. 5	Edmonton	3-3 T	12-11-5
29	Dec. 9	NY Islanders	4-3 W	13-11-5
30	Dec. 12	@ Los Angeles	5-7 L	13-12-5
31	Dec. 13	Calgary	6-7 L	13-13-5
32	Dec. 16	Toronto	6-6 T	13-13-6
33	Dec. 18	@ Colorado	1-3 L	13-14-6
34	Dec. 19	@ St. Louis	0-5 L	13-15-6
35	Dec. 22	Minnesota	4-4 T	13-15-7
36	Dec. 23	@ Edmonton	1-6 L	13-16-7
37	Dec. 26	Los Angeles	2-2 T	13-16-8
38	Dec. 29	Boston	3-5 L	13-17-8
39	Dec. 31	Edmonton	3-1 W	14-17-8
40	Jan. 2	@ Washington	2-5 L	14-18-8

No	Date	Opponent	Score	Record
41	Jan. 4	@ NY Islanders	1-4 L	14-19-8
42	Jan. 7	@ NY Rangers	1-4 L	14-20-8
43	Jan. 9	@ Pittsburgh	3-4 L	14-21-8
44	Jan. 10	@ Chicago	2-3 L	14-22-8
45	Jan. 13	Calgary	5-1 W	15-22-8
46	Jan. 15	Los Angeles	3-3 T	15-22-9
47	Jan. 17	Pittsburgh	3-3 T	15-22-10
48	Jan. 19	St. Louis	4-5 L	15-23-10
49	Jan. 22	Edmonton	3-4 L	15-24-10
50	Jan. 24	Los Angeles	5-5 T	15-24-11
51	Jan. 27	Buffalo	4-3 W	16-24-11
52	Jan. 30	Philadelphia	4-2 W	17-24-11
53	Feb. 2	NY Rangers	3-4 L	17-25-11
54	Feb. 3	Toronto	3-1 W	18-25-11
55	Feb. 6	@ Los Angeles	4-5 L	18-26-11
56	Feb. 10	@ Toronto	4-1 W	19-26-11
57	Feb. 11	@ Detroit	4-4 T	19-26-12
58	Feb. 13	@ St. Louis	3-2 W	20-26-12
59	Feb. 15	@ Chicago	4-1 W	21-26-12
60	Feb. 17	Boston	6-3 W	22-26-12
61	Feb. 20	Hartford	4-2 W	23-26-12
62	Feb. 23	Calgary	2-2 T	23-26-13
63	Feb. 25	@ Calgary	4-11 L	23-27-13
64	Feb. 26	@ Colorado	4-3 W	24-27-13
65	Feb. 28	Philadelphia	3-3 T	24-27-14
66	Mar. 3	@ Colorado	2-3 L	24-28-14
67	Mar. 6	@ Minnesota	1-3 L	24-29-14
68	Mar. 7	@ Winnipeg	2-5 L	24-30-14
69	Mar. 10	Buffalo	4-7 L	24-31-14
70	Mar. 11	@ Calgary	3-6 L	24-32-14
71	Mar. 13	@ Edmonton	3-5 L	24-33-14
72	Mar. 17	@ Washington	6-6 T	24-33-15
73	Mar. 18	@ Montreal	4-2 W	25-33-15
74	Mar. 20	@ Quebec	3-3 T	25-33-16
75	Mar. 24	Colorado	5-4 W	26-33-16
76	Mar. 27	Calgary	7-2 W	27-33-16
77	Mar. 28	Winnipeg	5-0 W	28-33-16
78	Mar. 31	Colorado	4-4 T	28-33-17
79	Apr. 3	@ Los Angeles	6-0 W	29-33-17
80	Apr. 4	Los Angeles	7-4 W	30-33-17

1982.83 SEASON RECORD

SMYTHE DIVISION FINISH

3rd (75 Points)

COACH

Roger Neilson

GM

Harry Neale

CAPTAIN

Stan Smyl

SCORING

Player	GP	G	A	PTS	PIM
Smyl	74	38	50	88	114
Gradin	80	32	54	86	61
Rota	73	42	38	81	88
Hlinka	65	19	44	63	12
Halward	75	19	33	52	83
Lanz	74	10	38	48	46
Sundstrom	74	23	23	46	30
McCarthy	74	12	28	40	88
Molin	58	12	27	39	23
Bubla	72	2	28	30	59
Lupul	40	18	10	28	46
Boldirev	39	5	20	25	12
Nil	65	7	15	22	136
Williams	68	8	13	21	265
Lemay	44	11	9	20	41
Lindgren	64	6	14	20	48
Tanti	CHI 1	1	0	1	0
	VAN 39	8	8	16	16
Butcher	55	1	13	14	105
Kirton	DET 10	1	1	2	6
	VAN 31	4	6	10	4
Fraser	36	6	7	13	99

Player	GP	G	A	PTS	PIM
Delorme	56	5	8	13	87
Snepsts	46	2	8	10	80
Crawford	41	4	5	9	28
MacDonald	17	3	4	7	2
Belland	14	2	4	6	4
Minor	39	1	5	6	57
Kulak	4	1	1	2	0
Currie	8	1	1	2	0
Eldebrink	5	1	1	2	0
Garrett	QUE 17	0	1	1	2
	VAN 17	0	1	1	0
Brodeur	58	0	1	1	2
Caprice	1	0	0	0	0
Petit	2	0	0	0	0
Ellacott	12	0	0	0	0

Goaltender	GPI	MIN	GA	SO	AVG	W-L-T
Garrett	VAN 17	934	48	1	3.08	7-6-3
	QUE 17	953	64	0	4.03	6-8-2
Brodeur	58	3,291	208	0	3.79	21-26-8
Ellacott	12	555	41	0	4.43	2-3-4
Caprice	1	20	3	0	9.00	0-0-0

RESULTS

No	Date	Opponent	Score	Record
1	Oct. 5	NY Islanders	2-1 W	1-0-0
2	Oct. 6	@ Los Angeles	3-3 T	1-0-1
3	Oct. 9	Edmonton	3-6 L	1-1-1
4	Oct. 12	@ Pittsburgh	4-5 L	1-2-1
5	Oct. 14	@ Boston	1-2 L	1-3-1
6	Oct. 16	@ Hartford	5-6 L	1-4-1
7	Oct. 19	@ NY Islanders	4-5 L	1-5-1
8	Oct. 20	@ NY Rangers	5-6 L	1-6-1
9	Oct. 23	Boston	3-2 W	2-6-1
10	Oct. 26	Hartford	8-1 W	3-6-1
11	Oct. 29	Chicago	2-2 T	3-6-2
12	Oct. 31	@ Edmonton	3-2 W	4-6-2
13	Nov. 2	@ Quebec	5-2 W	5-6-2
14	Nov. 4	@ Philadelphia	4-3 W	6-6-2
15	Nov. 6	@ Montreal	2-4 L	6-7-2
16	Nov. 7	@ Buffalo	1-3 L	6-8-2
17	Nov. 10	Los Angeles	4-2 W	7-8-2
18	Nov. 13	@ Winnipeg	2-3 L	7-9-2
19	Nov. 14	@ Winnipeg	5-6 L	7-10-2
20	Nov. 16	Detroit	4-4 T	7-10-3
21	Nov. 20	@ Edmonton	3-3 T	7-10-4
22	Nov. 21	Washington	5-3 W	8-10-4
23	Nov. 23	Quebec	5-2 W	9-10-4
24	Nov. 26	New Jersey	4-4 T	9-10-5
25	Nov. 28	Philadelphia	5-5 T	9-10-6
26	Nov. 30	Los Angeles	2-5 L	9-11-6
27	Dec. 3	Calgary	4-5 L	9-12-6
28	Dec. 5	St. Louis	6-3 W	10-12-6
29	Dec. 8	@ Toronto	7-3 W	11-12-6
30	Dec. 9	@ Minnesota	6-9 L	11-13-6
31	Dec. 11	@ St. Louis	3-1 W	12-13-6
32	Dec. 15	Montreal	2-3 L	12-14-6
33	Dec. 16	@ Calgary	3-2 W	13-14-6
34	Dec. 18	Minnesota	3-3 T	13-14-7
35	Dec. 23	Calgary	3-6 L	13-15-7
36	Dec. 26	@ Los Angeles	2-4 L	13-16-7
37	Dec. 28	Winnipeg	4-4 T	13-16-8
38	Dec. 31	Edmonton	1-8 L	13-17-8
39	Jan. 2	@ New Jersey	1-3 L	13-18-8
40	Jan. 4	@ Philadelphia	1-4 L	13-19-8

No	Date	Opponent	Score	Record
41	Jan. 6	@ Hartford	6-4 W	14-19-8
42	Jan. 7	@ Buffalo	5-5 T	14-19-8
43	Jan. 12	Calgary	4-6 L	14-20-9
44	Jan. 13	@ Calgary	2-5 L	14-21-9
45	Jan. 16	Winnipeg	6-4 W	15-21-9
46	Jan. 18	NY Rangers	3-3 T	15-21-10
47	Jan. 19	@ Edmonton	4-9 L	15-22-10
48	Jan. 22	Edmonton	4-3 W	16-22-10
49	Jan. 25	@ Detroit	2-6 L	16-23-10
50	Jan. 26	@ Chicago	5-1 W	17-23-10
51	Jan. 29	NY Islanders	3-5 L	17-24-10
52	Feb. 1	Montreal	3-7 L	17-25-10
53	Feb. 5	@ Toronto	4-6 L	17-26-10
54	Feb. 6	@ New Jersey	4-4 T	17-26-11
55	Feb. 9	@ Pittsburgh	6-2 W	18-26-11
56	Feb. 13	@ Boston	1-3 L	18-27-11
57	Feb. 15	@ Winnipeg	4-7 L	18-28-11
58	Feb. 18	Washington	1-2 L	18-29-11
59	Feb. 20	Los Angeles	5-2 W	19-29-11
60	Feb. 22	St. Louis	6-3 W	20-29-11
61	Feb. 24	@ Los Angeles	0-8 L	20-30-11
62	Feb. 25	Toronto	1-4 L	20-31-11
63	Feb. 27	Calgary	6-2 W	21-31-11
64	Mar. 1	@ Calgary	1-8 L	21-32-11
65	Mar. 2	@ Winnipeg	3-0 W	22-32-11
66	Mar. 5	Winnipeg	5-4 W	23-32-11
67	Mar. 6	Winnipeg	6-2 W	24-32-11
68	Mar. 8	NY Rangers	7-3 W	25-32-11
69	Mar. 12	Buffalo	8-3 W	26-32-11
70	Mar. 14	@ Minnesota	3-6 L	26-33-11
71	Mar. 16	@ Edmonton	3-4 L	26-34-11
72	Mar. 18	Quebec	7-3 W	27-34-11
73	Mar. 20	Detroit	6-3 W	28-34-11
74	Mar. 21	Pittsburgh	7-3 W	29-34-11
75	Mar. 23	@ Washington	1-1 T	29-34-12
76	Mar. 25	Chicago	3-3 T	29-34-13
77	Mar. 27	Los Angeles	8-4 W	30-34-13
78	Mar. 29	Edmonton	4-7 L	30-35-13
79	Mar. 31	@ Calgary	4-4 T	30-35-14
80	Apr. 3	@ Los Angeles	2-2 T	30-35-15

1983.84 SEASON RECORD

SMYTHE DIVISION FINISH

3rd (73 Points)

COACH

Roger Neilson,
Harry Neale

GM

Harry Neale

CAPTAIN

Stan Smyl

SCORING

Player	GP	G	A	PTS	PIM
Sundstrom	78	38	53	91	37
Tanti	79	45	41	86	50
Gradin	75	21	57	78	32
Smyl	80	24	43	67	136
Lanz	79	18	39	57	45
Rota	59	28	20	48	73
Lupul	69	17	27	44	51
Bubla	62	6	33	39	43
McNab	BOS 52	14	16	30	10
	VAN 13	1	6	7	10
Neely	56	16	15	31	57
Williams	67	15	16	31	294
Lemay	56	12	18	30	38
Halward	54	7	16	31	35
Gillis	37	9	13	22	7
Belland	44	7	13	20	24
Snepsts	79	4	16	20	152
McCarthy	47	2	14	16	61
Nill	51	9	6	15	78
Petit	44	6	9	15	53

Player	GP	G	A	PTS	PIM
Molin	42	6	7	13	4
Schliebener	51	2	10	12	48
Currie	18	3	3	6	2
Kirtton	26	2	3	5	2
Delorme	64	2	2	4	68
Lanthier	11	2	1	3	2
Lindgren	7	1	2	3	4
Butcher	28	2	0	2	34
Martin	12	0	2	2	6
Brodeur	36	0	2	2	0
Hall	4	1	0	1	6
Crawford	19	0	1	1	9
Lidster	8	0	0	0	4
Minor	9	0	0	0	0
Caprice	19	0	0	0	2
Garrett	29	0	0	0	9

Goaltender	GPI	MIN	GA	SO	AVG	W-L-T
Caprice	19	1,098	62	1	3.39	8-8-2
Brodeur	36	2,110	141	1	4.01	10-21-5
Garrett	29	1,653	113	0	4.10	14-10-2

RESULTS

No	Date	Opponent	Score	Record
1	Oct. 5	Calgary	3-5 L	0-1-0
2	Oct. 7	Minnesota	10-9 W	1-1-0
3	Oct. 9	Toronto	7-4 W	2-1-0
4	Oct. 11	@ St. Louis	2-3 L	2-2-0
5	Oct. 12	@ Chicago	1-2 L	2-3-0
6	Oct. 15	@ Montreal	4-5 L	2-4-0
7	Oct. 19	Edmonton	7-10 L	2-5-0
8	Oct. 21	New Jersey	5-4 W	3-5-0
9	Oct. 22	@ Edmonton	5-5 T	3-5-1
10	Oct. 25	St. Louis	7-1 W	4-5-1
11	Oct. 28	Hartford	5-4 W	5-5-1
12	Oct. 30	@ Calgary	3-4 L	5-6-1
13	Nov. 1	@ NY Islanders	3-6 L	5-7-1
14	Nov. 4	@ Washington	4-5 L	5-8-1
15	Nov. 5	@ Detroit	3-2 W	6-8-1
16	Nov. 9	Winnipeg	2-7 L	6-9-1
17	Nov. 11	Winnipeg	4-2 W	7-9-1
18	Nov. 13	Montreal	4-3 W	8-9-1
19	Nov. 16	@ Los Angeles	2-5 L	8-10-1
20	Nov. 18	Los Angeles	2-5 L	8-11-1
21	Nov. 20	Los Angeles	8-3 W	9-11-1
22	Nov. 23	@ Winnipeg	4-1 W	10-11-1
23	Nov. 26	Philadelphia	4-5 L	10-12-1
24	Nov. 28	@ NY Rangers	3-3 T	10-12-2
25	Nov. 30	@ Hartford	6-2 W	11-12-2
26	Dec. 1	@ Boston	1-7 L	11-13-2
27	Dec. 3	@ Toronto	5-5 T	11-13-3
28	Dec. 6	NY Islanders	2-5 L	11-14-3
29	Dec. 7	@ Edmonton	4-5 L	11-15-3
30	Dec. 10	Edmonton	3-2 W	12-15-3
31	Dec. 13	Quebec	6-2 W	13-15-3
32	Dec. 16	Calgary	5-3 W	14-15-3
33	Dec. 18	@ Buffalo	2-3 L	14-16-3
34	Dec. 20	@ Quebec	4-6 L	14-17-3
35	Dec. 21	@ Detroit	9-5 W	15-17-3
36	Dec. 26	Los Angeles	4-5 L	15-18-3
37	Dec. 28	Edmonton	2-4 L	15-19-3
38	Dec. 30	@ Calgary	1-5 L	15-20-3
39	Dec. 31	Boston	5-5 T	15-20-4
40	Jan. 3	@ Los Angeles	4-3 W	16-20-4

No	Date	Opponent	Score	Record
41	Jan. 4	@ Los Angeles	3-3 T	16-20-5
42	Jan. 7	@ Minnesota	0-2 L	16-21-5
43	Jan. 8	@ Chicago	0-2 L	16-22-5
44	Jan. 10	@ St. Louis	0-2 L	16-23-5
45	Jan. 13	Washington	4-6 L	16-24-5
46	Jan. 15	Hartford	5-0 W	17-24-5
47	Jan. 17	Buffalo	1-5 L	17-25-5
48	Jan. 18	@ Edmonton	5-7 L	17-26-5
49	Jan. 20	@ Winnipeg	6-6 T	17-26-6
50	Jan. 22	@ Winnipeg	4-6 L	17-27-6
51	Jan. 25	Edmonton	4-6 L	17-28-6
52	Jan. 27	Philadelphia	4-0 W	18-28-6
53	Jan. 29	New Jersey	3-2 W	19-28-6
54	Feb. 2	@ Los Angeles	2-4 L	19-29-6
55	Feb. 4	NY Rangers	4-5 L	19-30-6
56	Feb. 5	@ Calgary	2-4 L	19-31-6
57	Feb. 7	@ Quebec	4-2 W	20-31-6
58	Feb. 9	@ Montreal	7-6 W	21-31-6
59	Feb. 11	@ NY Islanders	4-6 L	21-32-6
60	Feb. 12	@ Philadelphia	6-5 W	22-32-6
61	Feb. 17	Pittsburgh	1-4 L	22-33-6
62	Feb. 19	Calgary	5-2 W	23-33-6
63	Feb. 21	Boston	2-5 L	23-34-6
64	Feb. 23	@ Calgary	2-3 L	23-35-6
65	Feb. 24	Los Angeles	5-3 W	24-35-6
66	Feb. 26	Toronto	4-4 T	24-35-7
67	Feb. 28	@ Washington	3-2 W	25-35-7
68	Feb. 29	@ Pittsburgh	9-5 W	26-35-7
69	Mar. 2	@ New Jersey	2-4 L	26-36-7
70	Mar. 4	@ NY Rangers	5-4 W	27-36-7
71	Mar. 7	Winnipeg	4-3 W	28-36-7
72	Mar. 9	Chicago	4-3 W	29-36-7
73	Mar. 11	@ Edmonton	2-12 L	29-37-7
74	Mar. 13	Pittsburgh	4-3 W	30-37-7
75	Mar. 17	Buffalo	2-5 L	30-38-7
76	Mar. 20	Detroit	3-6 L	30-39-7
77	Mar. 23	@ Winnipeg	4-3 W	31-39-7
78	Mar. 25	Calgary	4-4 T	31-39-8
79	Mar. 28	Winnipeg	5-1 W	32-39-8
80	Mar. 30	Minnesota	3-3 T	32-39-9

1984.85 SEASON RECORD

SMYTHE DIVISION FINISH

5th (59 Points)

COACH

Bill Laforge,
Harry Neale

GM

Harry Neale

CAPTAIN

Stan Smyl

SCORING

Player	GP	G	A	PTS	PIM
Sundstrom	71	25	43	68	46
Smyl	80	27	37	64	100
Gradin	76	22	42	64	43
Tanti	68	39	20	59	45
Lemay	74	21	31	52	68
McNab	75	23	25	48	10
Neely	72	21	18	39	137
Skriko	72	21	14	35	10
MacAdam	80	14	20	34	27
Halward	71	7	27	34	82
Petit	69	5	26	31	127
Lidster	78	6	24	30	55
Lupul	66	12	17	29	82
Daigneault	67	4	23	27	69
Kirton	62	17	5	22	21
Lanz	57	2	17	19	69
Bubla	56	2	15	17	54
Gillis	37	5	11	16	23
Butcher	75	3	9	12	152

Player	GP	G	A	PTS	PIM
Lanthier	27	6	4	10	13
Belland	13	0	6	6	6
Hall	7	1	4	5	51
Delorme	31	1	2	3	51
Stevens	6	0	3	3	6
Caprice	28	0	2	2	0
Martin	12	0	1	1	39
Brodeur	51	0	1	1	4
Crawford	1	0	0	0	4
Holloway	2	0	0	0	0
Morrison	8	0	0	0	0
Coxe	9	0	0	0	49
Garrett	10	0	0	0	14
Schliebener	11	0	0	0	16

Goaltender	GPI	MIN	GA	SO	AVG	W-L-T
Brodeur	51	2,930	228	0	4.67	16-27-6
Caprice	28	1,523	122	0	4.81	8-14-3
Garrett	10	407	44	0	6.49	1-5-0

RESULTS

No	Date	Opponent	Score	Record
1	Oct. 11	Quebec	2-5 L	0-1-0
2	Oct. 13	@ Los Angeles	6-5 W	1-1-0
3	Oct. 14	Calgary	5-7 L	1-2-0
4	Oct. 17	@ Pittsburgh	3-4 L	1-3-0
5	Oct. 18	@ Philadelphia	2-13 L	1-4-0
6	Oct. 20	@ Hartford	2-3 L	1-5-0
7	Oct. 23	@ NY Islanders	5-6 L	1-6-0
8	Oct. 24	@ Chicago	3-9 L	1-7-0
9	Oct. 28	Washington	2-5 L	1-8-0
10	Oct. 30	@ Edmonton	0-7 L	1-9-0
11	Oct. 31	Los Angeles	3-10 L	1-10-0
12	Nov. 3	Chicago	6-4 W	2-10-0
13	Nov. 7	@ Toronto	4-4 T	2-10-1
14	Nov. 9	@ Winnipeg	5-7 L	2-11-1
15	Nov. 10	@ Minnesota	5-5 T	2-11-2
16	Nov. 12	Montreal	3-5 L	2-12-2
17	Nov. 14	Detroit	3-2 W	3-12-2
18	Nov. 16	Pittsburgh	7-6 W	4-12-2
19	Nov. 17	@ Edmonton	0-7 L	4-13-2
20	Nov. 20	St. Louis	1-5 L	4-14-2
21	Nov. 21	@ Calgary	4-6 L	4-15-2
22	Nov. 23	Winnipeg	1-5 L	4-16-2
23	Nov. 25	Calgary	2-4 L	4-17-2
24	Nov. 27	St. Louis	1-6 L	4-18-2
25	Nov. 29	@ Los Angeles	1-12 L	4-19-2
26	Dec. 1	@ Los Angeles	3-6 L	4-20-2
27	Dec. 3	NY Islanders	4-5 L	4-21-2
28	Dec. 8	Edmonton	3-2 W	5-21-2
29	Dec. 11	@ Quebec	4-3 W	6-21-2
30	Dec. 13	@ Montreal	5-4 W	7-21-2
31	Dec. 15	@ Boston	1-2 L	7-22-2
32	Dec. 16	@ Buffalo	2-2 T	7-22-3
33	Dec. 20	@ Calgary	1-9 L	7-23-3
34	Dec. 21	@ Edmonton	3-1 W	8-23-3
35	Dec. 23	Calgary	4-5 L	8-24-3
36	Dec. 26	Los Angeles	3-7 T	8-24-4
37	Dec. 28	Philadelphia	4-3 L	8-25-4
38	Dec. 30	Edmonton	7-7 T	8-25-5
39	Jan. 2	@ NY Rangers	0-6 L	8-26-5
40	Jan. 3	@ New Jersey	6-4 W	9-26-5

No	Date	Opponent	Score	Record
41	Jan. 5	@ Toronto	4-1 W	10-26-5
42	Jan. 8	@ Philadelphia	3-5 L	10-27-5
43	Jan. 9	@ Pittsburgh	4-7 L	10-28-5
44	Jan. 13	Toronto	3-5 L	10-29-5
45	Jan. 15	NY Islanders	6-5 W	11-29-5
46	Jan. 18	Edmonton	4-4 T	11-29-6
47	Jan. 19	@ Edmonton	5-7 L	11-30-6
48	Jan. 21	Calgary	3-3 T	11-30-7
49	Jan. 23	Winnipeg	4-6 L	11-31-7
50	Jan. 25	Winnipeg	7-4 W	12-31-7
51	Jan. 26	@ Calgary	2-6 L	12-32-7
52	Jan. 30	Montreal	5-4 W	13-32-7
53	Feb. 1	Hartford	4-3 W	14-32-7
54	Feb. 3	NY Rangers	4-1 W	15-32-7
55	Feb. 6	@ St. Louis	0-4 L	15-33-7
56	Feb. 8	@ Winnipeg	5-5 T	15-33-8
57	Feb. 10	@ Winnipeg	5-3 W	16-33-8
58	Feb. 16	Boston	3-2 W	17-33-8
59	Feb. 19	New Jersey	7-5 W	18-33-8
60	Feb. 21	Washington	2-6 L	18-34-8
61	Feb. 23	Quebec	5-7 L	18-35-8
62	Feb. 26	@ Washington	2-3 L	18-36-8
63	Feb. 27	@ Detroit	5-11 L	18-37-8
64	Mar. 2	@ Boston	0-5 L	18-38-8
65	Mar. 3	@ Hartford	7-6 W	19-38-8
66	Mar. 6	NY Rangers	3-6 L	19-39-8
67	Mar. 8	Los Angeles	4-3 W	20-39-8
68	Mar. 10	Edmonton	6-3 W	21-39-8
69	Mar. 13	Buffalo	6-4 W	22-39-8
70	Mar. 15	Detroit	5-6 L	22-40-8
71	Mar. 17	Chicago	4-6 L	22-41-8
72	Mar. 20	@ Buffalo	5-4 W	23-41-8
73	Mar. 21	@ New Jersey	3-2 W	24-41-8
74	Mar. 23	@ Winnipeg	4-6 L	24-42-8
75	Mar. 25	@ Minnesota	3-5 L	24-43-8
76	Mar. 27	Winnipeg	3-5 L	24-44-8
77	Mar. 31	Minnesota	3-2 W	25-44-8
78	Apr. 3	@ Calgary	3-5 L	25-45-8
79	Apr. 5	Los Angeles	3-4 L	25-46-8
80	Apr. 6	@ Los Angeles	4-4 T	25-46-9

1985.86 SEASON RECORD

SMYTHE DIVISION FINISH

4th (59 Points)

COACH

Tom Watt

GM

Jack Gordon

CAPTAIN

Stan Smyl

SCORING

Player	GP	G	A	PTS	PIM
Skriko	80	38	40	78	34
Tanti	77	39	33	72	85
Sundstrom	79	18	48	66	28
Smyl	73	27	35	62	144
Lanz	75	15	38	53	73
Gradin	71	14	27	41	34
Neely	73	14	20	34	126
Halward	70	8	25	33	111
Lemay	48	16	15	31	92
Peterson	77	8	23	31	94
Tambellini	48	15	15	30	12
Bubla	43	6	24	30	30
Lidster	78	12	16	28	56
Daigneault	64	5	23	28	45
Crawford	54	11	14	25	92
Lowry	73	10	8	18	143

Player	GP	G	A	PTS	PIM
Lanthier	62	7	10	17	12
Hall	19	5	5	10	6
Coxe	57	3	5	8	176
Petit	32	1	6	7	27
Lupul	19	4	1	5	12
Sandlak	23	1	3	4	10
Belland	7	1	2	3	4
Cochrane	49	0	3	3	125
Brodeur	64	0	2	2	16
Caprice	7	0	1	1	0
Bruce	12	0	1	1	14
Dunbar	1	0	0	0	2
Young	22	0	0	0	0

Goaltender	GPI	MIN	GA	SO	AVG	W-L-T
Young	22	1,023	61	0	3.58	4-9-3
Brodeur	64	3,541	240	2	4.07	19-31-8
Caprice	7	308	28	0	5.45	0-4-2

RESULTS

No	Date	Opponent	Score	Record
1	Oct. 10	@ Los Angeles	6-5 W	1-0-0
2	Oct. 12	St. Louis	3-4 L	1-1-0
3	Oct. 14	NY Islanders	4-2 W	2-1-0
4	Oct. 16	Boston	3-3 T	2-1-1
5	Oct. 18	Los Angeles	5-4 W	3-1-1
6	Oct. 20	@ NY Rangers	3-4 L	3-2-1
7	Oct. 22	@ NY Islanders	2-2 T	3-2-2
8	Oct. 23	@ Detroit	5-0 W	4-2-2
9	Oct. 25	@ Buffalo	4-5 L	4-3-2
10	Oct. 27	@ Philadelphia	4-7 L	4-4-2
11	Oct. 30	Toronto	5-3 W	5-4-2
12	Nov. 2	Buffalo	6-2 W	6-4-2
13	Nov. 5	Edmonton	4-6 L	6-5-2
14	Nov. 8	@ Edmonton	0-13 L	6-6-2
15	Nov. 9	@ Winnipeg	7-2 W	7-6-2
16	Nov. 11	Detroit	5-0 W	8-6-2
17	Nov. 13	Pittsburgh	3-6 L	8-7-2
18	Nov. 15	@ Washington	3-5 L	8-8-2
19	Nov. 16	@ St. Louis	5-6 L	8-9-2
20	Nov. 19	@ Detroit	7-5 W	9-9-2
21	Nov. 20	@ Chicago	0-2 L	9-10-2
22	Nov. 22	New Jersey	5-6 L	9-11-2
23	Nov. 26	Chicago	3-5 L	9-12-2
24	Nov. 27	@ Edmonton	5-5 T	9-12-3
25	Nov. 29	Hartford	4-5 L	9-13-3
26	Dec. 2	@ Montreal	0-7 L	9-14-3
27	Dec. 4	@ Quebec	4-5 L	9-15-3
28	Dec. 6	@ New Jersey	1-4 L	9-16-3
29	Dec. 7	@ Washington	1-2 L	9-17-3
30	Dec. 11	Winnipeg	3-6 L	9-18-3
31	Dec. 14	Calgary	4-3 W	10-18-3
32	Dec. 15	@ Edmonton	3-5 L	10-19-3
33	Dec. 17	Washington	4-4 T	10-19-4
34	Dec. 20	Toronto	5-3 W	11-19-4
35	Dec. 21	@ Los Angeles	6-2 W	12-19-4
36	Dec. 23	Winnipeg	5-3 W	13-19-4
37	Dec. 27	Philadelphia	1-6 L	13-20-4
38	Dec. 29	Edmonton	3-5 L	13-21-4
39	Jan. 2	@ Minnesota	2-3 L	13-22-4
40	Jan. 5	@ Winnipeg	0-4 L	13-23-4

No	Date	Opponent	Score	Record
41	Jan. 7	@ Winnipeg	2-2 T	13-23-5
42	Jan. 9	@ Calgary	4-5 L	13-24-5
43	Jan. 10	Hartford	3-4 L	13-25-5
44	Jan. 14	NY Rangers	1-2 L	13-26-5
45	Jan. 17	Los Angeles	7-9 L	13-27-5
46	Jan. 18	@ Los Angeles	4-4 T	13-27-6
47	Jan. 21	New Jersey	5-3 W	14-27-6
48	Jan. 24	Pittsburgh	4-3 W	15-27-6
49	Jan. 29	Calgary	4-4 T	15-27-7
50	Jan. 31	Minnesota	10-5 W	16-27-7
51	Feb. 7	Winnipeg	5-2 W	17-27-7
52	Feb. 9	Winnipeg	3-3 T	17-27-8
53	Feb. 11	@ NY Islanders	0-1 L	17-28-8
54	Feb. 12	@ NY Rangers	2-5 L	17-29-8
55	Feb. 15	@ Pittsburgh	4-9 L	17-30-8
56	Feb. 16	@ Toronto	4-4 T	17-30-9
57	Feb. 18	@ Hartford	4-5 L	17-31-9
58	Feb. 21	Calgary	0-4 L	17-32-9
59	Feb. 23	Boston	1-6 L	17-33-9
60	Feb. 26	Montreal	2-4 L	17-34-9
61	Feb. 28	Philadelphia	3-1 W	18-34-9
62	Mar. 1	@ Calgary	2-3 L	18-35-9
63	Mar. 4	Edmonton	2-6 L	18-36-9
64	Mar. 6	Los Angeles	5-5 T	18-36-10
65	Mar. 8	@ St. Louis	3-7 L	18-37-10
66	Mar. 11	@ Quebec	1-1 T	18-37-11
67	Mar. 12	@ Montreal	2-3 L	18-38-11
68	Mar. 15	@ Boston	1-1 T	18-38-12
69	Mar. 16	@ Chicago	4-5 L	18-39-12
70	Mar. 19	Buffalo	3-4 L	18-40-12
71	Mar. 21	@ Calgary	5-5 T	18-40-13
72	Mar. 22	Minnesota	6-2 W	19-40-13
73	Mar. 24	@ Winnipeg	4-8 L	19-41-13
74	Mar. 26	Quebec	7-6 W	20-41-13
75	Mar. 28	Los Angeles	2-1 W	21-41-13
76	Mar. 30	Calgary	4-2 W	22-41-13
77	Apr. 1	@ Calgary	5-6 L	22-42-13
78	Apr. 2	@ Edmonton	4-8 L	22-43-13
79	Apr. 5	@ Los Angeles	5-3 W	23-43-13
80	Apr. 6	Edmonton	2-3 L	23-44-13

1986.87 SEASON RECORD

SMYTHE DIVISION FINISH

5th (66 Points)

COACH

Tom Watt

GM

Jack Gordon

CAPTAIN

Stan Smyl

SCORING

Player	GP	G	A	PTS	PIM	Player	GP	G	A	PTS	PIM	
Tanti	77	41	38	79	84	Maxwell	30	1	7	8	28	
Pederson	79	24	52	76	50	Lanz	17	1	6	7	10	
Skriko	76	33	41	74	44	Crawford	21	0	3	3	67	
Sundstrom	72	29	42	71	40	Halward	10	0	3	3	34	
Lidster	80	12	51	63	40	Kulak	28	1	1	2	38	
Smyl	66	20	23	43	84	LeBlanc	2	1	0	1	0	
Sutter	74	20	22	42	113	Coxe	15	1	0	1	31	
Tambellini	72	16	20	36	14	Young	8	0	1	1	0	
Sandlak	78	15	21	36	66	Levie	9	0	1	1	13	
Lemay	52	9	17	26	128	Bartel	40	0	1	1	14	
Summanen	EDM 48	10	7	17	15	Gamble	1	0	0	0	0	
	VAN 10	4	4	8	0	Agnew	4	0	0	0	0	
Petit	69	12	13	25	131	Hall	4	0	0	0	0	
Hodgson	43	9	13	22	25	Cochrane	14	0	0	0	52	
Peterson	69	7	15	22	77	Caprice	25	0	0	0	9	
Butcher	70	5	15	20	207	Brodeur	53	0	0	0	2	
Lowry	70	8	10	18	176							
Richter	78	2	15	17	172	Goaltender	GPI	MIN	GA	SO	AVG	W-L-T
Bruce	50	9	7	16	109	Brodeur	53	2,972	178	1	3.59	20-25-5
Benning	TOR 5	0	0	0	4	Caprice	25	1,390	89	0	3.84	8-11-2
	VAN 54	2	11	13	40	Gamble	1	60	4	0	4.00	0-1-0
						Young	8	420	35	0	5.00	1-6-1

RESULTS

No	Date	Opponent	Score	Record	No	Date	Opponent	Score	Record
1	Oct. 11	St. Louis	4-3 W	1-0-0	41	Jan. 7	@ Montreal	3-2 W	12-24-4
2	Oct. 13	Quebec	1-7 L	1-1-0	42	Jan. 10	@ New Jersey	2-2 T	12-25-5
3	Oct. 15	@ New Jersey	2-3 L	1-2-0	43	Jan. 11	@ NY Rangers	3-8 L	12-26-5
4	Oct. 16	@ Philadelphia	2-6 L	1-3-0	44	Jan. 14	@ Los Angeles	0-4 L	12-27-5
5	Oct. 18	@ Minnesota	1-4 L	1-4-0	45	Jan. 16	Calgary	9-5 W	13-27-5
6	Oct. 22	Boston	5-1 W	2-4-0	46	Jan. 17	@ Calgary	4-3 W	14-27-5
7	Oct. 24	Chicago	2-2 T	2-4-1	47	Jan. 19	@ Winnipeg	4-5 L	14-28-5
8	Oct. 26	@ Edmonton	2-3 L	2-5-1	48	Jan. 21	NY Rangers	5-3 W	15-28-5
9	Oct. 28	Washington	2-5 L	2-6-1	49	Jan. 23	Pittsburgh	0-6 L	15-29-5
10	Oct. 31	Edmonton	2-6 L	2-7-1	50	Jan. 27	Edmonton	4-4 T	15-29-6
11	Nov. 2	Montreal	3-5 L	2-8-1	51	Jan. 28	@ Edmonton	3-7 L	15-30-6
12	Nov. 4	@ Pittsburgh	2-2 T	2-8-2	52	Jan. 30	New Jersey	3-4 L	15-31-6
13	Nov. 5	@ Washington	2-3 L	2-9-2	53	Feb. 1	Minnesota	3-4 L	15-32-6
14	Nov. 7	@ Buffalo	7-6 W	3-9-2	54	Feb. 3	@ Calgary	4-2 W	16-32-6
15	Nov. 8	@ Toronto	5-3 W	4-9-2	55	Feb. 4	NY Islanders	4-1 W	17-32-6
16	Nov. 11	@ Calgary	3-5 L	4-10-2	56	Feb. 6	St. Louis	2-2 T	17-32-7
17	Nov. 12	Hartford	3-4 L	4-11-2	57	Feb. 8	Calgary	2-3 L	17-33-7
18	Nov. 14	Winnipeg	2-3 L	4-12-2	58	Feb. 14	@ Pittsburgh	3-3 T	17-33-8
19	Nov. 18	Calgary	5-0 W	5-12-2	59	Feb. 17	@ St. Louis	4-3 W	18-33-8
20	Nov. 21	NY Rangers	5-8 L	5-13-2	60	Feb. 18	@ Minnesota	3-7 L	18-34-8
21	Nov. 22	@ Edmonton	2-5 L	5-14-2	61	Feb. 20	Washington	3-6 L	18-35-8
22	Nov. 25	Los Angeles	11-5 W	6-14-2	62	Feb. 22	Toronto	3-2 W	19-35-8
23	Nov. 26	@ Los Angeles	5-3 W	7-14-2	63	Feb. 24	@ Calgary	0-2 L	19-36-8
24	Nov. 29	Winnipeg	3-6 L	7-15-2	64	Feb. 26	@ Detroit	4-5 L	19-37-8
25	Dec. 2	Chicago	2-4 L	7-16-2	65	Feb. 28	@ Toronto	6-8 L	19-38-8
26	Dec. 5	NY Islanders	3-4 L	7-17-2	66	Mar. 1	@ Buffalo	4-2 W	20-38-8
27	Dec. 7	@ Winnipeg	3-1 W	8-17-2	67	Mar. 4	Edmonton	5-8 L	20-39-8
28	Dec. 9	@ Philadelphia	3-6 L	8-18-2	68	Mar. 6	Montreal	4-1 W	21-39-8
29	Dec. 11	@ Boston	2-4 L	8-19-2	69	Mar. 8	@ Los Angeles	2-5 L	21-40-8
30	Dec. 13	@ Hartford	2-2 T	8-19-3	70	Mar. 10	Detroit	7-4 W	22-40-8
31	Dec. 14	@ Chicago	7-3 W	9-19-3	71	Mar. 13	Buffalo	6-4 W	23-40-8
32	Dec. 17	Detroit	4-5 L	9-20-3	72	Mar. 17	Quebec	4-2 W	24-40-8
33	Dec. 19	@ Edmonton	2-4 L	9-21-3	73	Mar. 20	Winnipeg	6-5 OTW	25-40-8
34	Dec. 20	Calgary	3-5 L	9-22-3	74	Mar. 22	@ Winnipeg	2-3 L	25-41-8
35	Dec. 23	Los Angeles	6-4 W	10-22-3	75	Mar. 26	@ NY Islanders	5-2 W	26-41-8
36	Dec. 27	Philadelphia	4-2 W	11-22-3	76	Mar. 28	@ Boston	1-2 L	26-42-8
37	Dec. 30	Edmonton	3-7 L	11-23-3	77	Mar. 29	@ Hartford	4-7 L	26-43-8
38	Jan. 2	Los Angeles	3-3 T	11-23-4	78	Apr. 1	@ Los Angeles	8-3 W	27-43-8
39	Jan. 4	@ Winnipeg	2-4 L	11-24-4	79	Apr. 3	Winnipeg	6-4 W	28-43-8
40	Jan. 6	@ Quebec	2-3 L	11-25-4	80	Apr. 5	Los Angeles	5-2 W	29-43-8

1987.88 SEASON RECORD

SMYTHE DIVISION FINISH

5th (59 Points)

COACH

Bob McCammon

GM

Pat Quinn

CAPTAIN

Stan Smyl

SCORING

Player	GP	G	A	PTS	PIM
Tanti	73	40	37	77	90
Adams	80	36	40	76	30
Pederson	76	19	52	71	92
Skriko	73	30	34	64	32
Smyl	57	12	25	37	110
Lidster	64	4	32	36	105
Benning	77	7	26	33	58
Sandlak	49	16	15	31	81
Sutter	80	15	15	30	165
Wickenheiser	80	7	19	26	36
Boyd	60	7	16	23	64
Butcher	80	6	17	23	285
LeBlanc	41	12	10	22	18
Tambellini	41	11	10	21	8
Saunders	56	7	13	20	10
Coxe	64	5	12	17	186
Lawless	HFD 27	4	5	9	16
	PHI 8	0	5	5	0
	VAN 13	0	1	1	0
Huber	35	4	10	14	40
Kidd	19	4	7	11	25
Bruce	28	7	3	10	57
Hodgson	8	3	7	10	57
Stanley	57	2	7	9	151

Player	GP	G	A	PTS	PIM	
Bradley	11	3	5	8	6	
Richter	49	2	4	6	224	
Melnyk	NYR 14	0	1	1	34	
	VAN 49	2	3	5	73	
Summanen	9	2	3	5	2	
Berry	14	2	3	5	6	
Lowry	22	1	3	4	38	
Petit	10	0	3	3	35	
Woodley	5	2	0	2	17	
Bakovic	10	2	0	2	48	
Lanthier	5	1	1	2	2	
Vilgrain	6	1	1	2	0	
McLean	41	0	2	2	8	
Agnew	10	0	1	1	16	
Caprice	22	0	0	0	6	
MacDonald	1	0	0	0	0	
Murphy	5	0	0	0	2	
Rohlicek	7	0	0	0	4	
Stern	15	0	0	0	52	
Weeks	9	0	0	0	0	
Goaltender	GPI	MIN	GA	SO	AVG	W-L-T
Weeks	9	550	31	0	3.38	4-3-2
McLean	41	2,380	147	1	3.71	11-27-3
Caprice	22	1,250	87	0	4.18	7-10-2
Brodeur	11	670	49	0	4.39	3-6-2

RESULTS

No	Date	Opponent	Score	Record
1	Oct. 8	St. Louis	8-2 W	1-0-0
2	Oct. 10	NY Islanders	1-7 L	1-1-0
3	Oct. 12	Detroit	2-3 L	1-2-0
4	Oct. 18	@ Los Angeles	4-2 W	2-2-0
5	Oct. 21	Boston	4-5 L	2-3-0
6	Oct. 23	Edmonton	4-5 OT L	2-4-0
7	Oct. 24	@ Edmonton	5-9 L	2-5-0
8	Oct. 27	Washington	2-3 L	2-6-0
9	Oct. 30	Calgary	3-3 T	2-6-1
10	Nov. 1	@ Winnipeg	3-7 L	2-7-1
11	Nov. 3	@ Washington	2-3 L	2-8-1
12	Nov. 5	@ Philadelphia	4-3 W	3-8-1
13	Nov. 7	@ Minnesota	4-1 W	4-8-1
14	Nov. 8	@ Winnipeg	1-3 L	4-9-1
15	Nov. 11	Buffalo	4-4 T	4-9-2
16	Nov. 13	Quebec	6-4 W	5-9-2
17	Nov. 15	@ Calgary	4-8 L	5-10-2
18	Nov. 17	Pittsburgh	6-4 W	6-10-2
19	Nov. 19	@ Detroit	4-1 W	7-10-2
20	Nov. 21	@ St. Louis	1-4 L	7-11-2
21	Nov. 22	@ Chicago	2-3 L	7-12-2
22	Nov. 25	Calgary	2-4 L	7-13-2
23	Nov. 27	New Jersey	4-2 W	8-13-2
24	Dec. 1	@ Quebec	3-1 W	9-13-2
25	Dec. 2	@ Montreal	3-3 T	9-13-3
26	Dec. 5	@ Pittsburgh	3-6 L	9-14-3
27	Dec. 6	@ Buffalo	5-1 W	10-14-3
28	Dec. 8	Minnesota	2-3 L	10-15-3
29	Dec. 11	@ Edmonton	1-2 L	10-16-3
30	Dec. 12	Edmonton	3-6 L	10-17-3
31	Dec. 15	@ Hartford	2-2 T	10-17-4
32	Dec. 17	@ Boston	2-3 OT L	10-18-4
33	Dec. 20	Hartford	3-3 T	10-18-5
34	Dec. 23	Los Angeles	5-1 W	11-18-5
35	Dec. 26	@ Los Angeles	2-3 L	11-19-5
36	Dec. 28	@ Edmonton	3-7 L	11-20-5
37	Dec. 29	Montreal	1-4 L	11-21-5
38	Dec. 31	Winnipeg	2-1 W	12-21-5
39	Jan. 2	Philadelphia	1-4 L	12-22-5
40	Jan. 4	@ Toronto	7-7 T	12-22-6

No	Date	Opponent	Score	Record
41	Jan. 6	@ NY Rangers	2-4 L	12-23-6
42	Jan. 7	@ New Jersey	6-3 W	13-23-6
43	Jan. 9	@ Quebec	3-2 W	14-23-6
44	Jan. 12	Winnipeg	3-5 L	14-24-6
45	Jan. 13	Winnipeg	8-2 W	15-24-6
46	Jan. 15	Calgary	4-4 T	15-24-7
47	Jan. 17	@ Winnipeg	6-5 W	16-24-7
48	Jan. 19	@ Calgary	5-7 L	16-25-7
49	Jan. 22	NY Rangers	3-6 L	16-26-7
50	Jan. 24	@ Chicago	1-3 L	16-27-7
51	Jan. 26	@ St. Louis	6-7 L	16-28-7
52	Jan. 29	Hartford	2-4 L	16-29-7
53	Jan. 30	@ Calgary	3-4 L	16-30-7
54	Feb. 2	Los Angeles	5-2 W	17-30-7
55	Feb. 3	@ Los Angeles	2-7 L	17-31-7
56	Feb. 5	New Jersey	5-1 W	18-31-7
57	Feb. 11	Edmonton	2-7 L	18-32-7
58	Feb. 13	Boston	6-5 W	19-32-7
59	Feb. 14	@ Edmonton	6-7 L	19-33-7
60	Feb. 17	Pittsburgh	5-0 W	20-33-7
61	Feb. 19	Toronto	0-5 L	20-34-7
62	Feb. 21	@ NY Rangers	6-4 W	21-34-7
63	Feb. 23	@ NY Islanders	1-6 L	21-35-7
64	Feb. 24	@ Montreal	4-5 L	21-36-7
65	Feb. 26	Calgary	3-5 L	21-37-7
66	Feb. 28	Los Angeles	0-2 L	21-38-7
67	Mar. 1	Philadelphia	3-7 L	21-39-7
68	Mar. 3	@ Winnipeg	3-4 L	21-40-7
69	Mar. 6	@ Washington	2-7 L	21-41-7
70	Mar. 8	@ NY Islanders	4-7 L	21-42-7
71	Mar. 10	@ Detroit	2-5 L	21-43-7
72	Mar. 12	Edmonton	3-3 T	21-43-8
73	Mar. 13	Buffalo	5-7 L	21-44-8
74	Mar. 16	@ Los Angeles	3-3 T	21-44-9
75	Mar. 18	Los Angeles	5-3 W	22-44-9
76	Mar. 22	Toronto	5-3 W	23-44-9
77	Mar. 25	Chicago	3-2 W	24-44-9
78	Mar. 26	@ Calgary	1-6 L	24-45-9
79	Mar. 29	Winnipeg	2-3 L	24-46-9
80	Apr. 1	Minnesota	6-1 W	25-46-9

1988.89 SEASON RECORD

SMYTHE DIVISION FINISH

4th (74 Points)

COACH

Bob McCammon

GM

Pat Quinn

CAPTAIN

Stan Smyl

SCORING

Player	GP	G	A	PTS	PIM
Skriko	74	30	36	66	57
Linden	80	30	29	59	41
Reinhart	64	7	50	57	44
Tanti	77	24	25	49	69
Bradley	71	18	27	45	42
Pederson	62	15	26	41	22
Nordmark	80	6	35	41	97
Sandlak	72	20	20	40	99
Bozek	71	17	18	35	64
Adams	61	19	14	33	24
Sutter	75	17	15	32	122
Smyl	75	7	18	25	102
Lidster	63	5	17	22	78
Butcher	78	0	20	20	227
Hodgson	23	4	13	17	25
Adams	EDM 49	4	5	9	82
	VAN 12	4	2	6	35
Bruce	53	7	7	14	65
Melnyk	74	3	11	14	82
Benning	65	3	9	12	48
Smith	EDM 19	1	1	2	9
	VAN 10	3	4	7	4

Player	GP	G	A	PTS	PIM
Snepsts	59	0	8	8	69
Bridgman	15	4	3	7	10
Charbonneau	9	1	3	4	6
	VAN 13	0	1	1	6
Stanley	20	3	1	4	14
Guy	45	2	2	4	34
Berry	13	2	1	3	5
Stern	17	1	0	1	49
Boyd	2	0	1	1	0
Murphy	8	0	1	1	2
McLean	42	0	1	1	6
Kidd	1	0	0	0	0
Mazur	1	0	0	0	0
Rohlicek	2	0	0	0	4
Hawkins	4	0	0	0	9
Gamble	5	0	0	0	0
Weeks	35	0	0	0	4

Goaltender	GPI	MIN	GA	SO	AVG	W-L-T
Gamble	5	302	12	0	2.38	2-3-0
McLean	42	2,477	127	4	3.08	20-17-3
Weeks	35	2,058	102	0	3.08	11-19-5

RESULTS

No	Date	Opponent	Score	Record
1	Oct. 6	Winnipeg	2-2 T	0-0-1
2	Oct. 8	Detroit	3-3 T	0-0-2
3	Oct. 10	NY Islanders	2-3 L	0-1-2
4	Oct. 12	@ Edmonton	6-2 W	1-1-2
5	Oct. 14	@ Winnipeg	3-4 OT L	1-2-2
6	Oct. 16	@ NY Rangers	2-3 L	1-3-2
7	Oct. 18	@ NY Islanders	2-3 L	1-4-2
8	Oct. 19	@ New Jersey	4-0 W	2-4-2
9	Oct. 23	Edmonton	6-5 W	3-4-2
10	Oct. 25	Washington	3-4 OT L	3-5-2
11	Oct. 28	Chicago	5-2 W	4-5-2
12	Oct. 30	Calgary	2-1 W	5-5-2
13	Nov. 1	@ Pittsburgh	3-5 L	5-6-2
14	Nov. 3	@ Philadelphia	5-2 W	6-6-2
15	Nov. 5	@ Hartford	3-2 OT W	7-6-2
16	Nov. 6	@ Boston	2-4 L	7-7-2
17	Nov. 9	Hartford	1-1 T	7-7-3
18	Nov. 11	Montreal	1-3 L	7-8-3
19	Nov. 13	Pittsburgh	2-4 L	7-9-3
20	Nov. 15	@ Los Angeles	4-6 L	7-10-3
21	Nov. 17	@ Minnesota	6-7 L	7-11-3
22	Nov. 19	@ St. Louis	3-2 W	8-11-3
23	Nov. 20	@ Chicago	7-4 W	9-11-3
24	Nov. 22	Buffalo	4-2 W	10-11-3
25	Nov. 25	New Jersey	2-2 T	10-11-4
26	Nov. 27	Los Angeles	5-2 W	11-11-4
27	Nov. 29	@ Calgary	3-3 T	11-11-5
28	Nov. 30	@ Edmonton	2-4 L	11-12-5
29	Dec. 2	@ Winnipeg	3-6 L	11-13-5
30	Dec. 6	NY Rangers	3-5 L	11-14-5
31	Dec. 9	Quebec	2-4 L	11-15-5
32	Dec. 11	Winnipeg	8-6 W	12-15-5
33	Dec. 15	@ Calgary	0-2 L	12-16-5
34	Dec. 16	Calgary	3-5 L	12-17-5
35	Dec. 19	Minnesota	5-1 W	13-17-5
36	Dec. 21	@ Edmonton	2-1 W	14-17-5
37	Dec. 23	Los Angeles	2-5 L	14-18-5
38	Dec. 26	Calgary	2-3 OT L	14-19-5
39	Dec. 29	@ Los Angeles	6-3 W	15-19-5
40	Jan. 1	Montreal	0-4 L	15-20-5

No	Date	Opponent	Score	Record
41	Jan. 4	@ Winnipeg	2-4 L	15-21-5
42	Jan. 6	@ Detroit	2-2 T	15-21-6
43	Jan. 7	@ Pittsburgh	7-5 W	16-21-6
44	Jan. 9	@ Toronto	0-3 L	16-22-6
45	Jan. 13	Winnipeg	1-3 L	16-23-6
46	Jan. 15	St. Louis	2-1 W	17-23-6
47	Jan. 17	Philadelphia	5-3 W	18-23-6
48	Jan. 21	NY Rangers	4-5 OT L	18-24-6
49	Jan. 24	Chicago	2-4 L	18-25-6
50	Jan. 26	@ Los Angeles	6-2 W	19-25-6
51	Jan. 29	Calgary	4-4 T	19-25-7
52	Jan. 31	Edmonton	6-2 W	20-25-7
53	Feb. 1	@ Edmonton	3-4 L	20-26-7
54	Feb. 4	@ Calgary	2-5 L	20-27-7
55	Feb. 5	@ Calgary	4-5 L	20-28-7
56	Feb. 9	@ Minnesota	2-3 L	20-29-7
57	Feb. 10	@ Buffalo	5-4 W	21-29-7
58	Feb. 12	@ Philadelphia	3-2 W	22-29-7
59	Feb. 14	Boston	5-2 W	23-29-7
60	Feb. 16	Quebec	3-2 W	24-29-7
61	Feb. 19	Washington	3-2 W	25-29-7
62	Feb. 21	St. Louis	2-0 W	26-29-7
63	Feb. 23	Toronto	2-1 OT W	27-29-7
64	Feb. 26	@ Montreal	2-5 L	27-30-7
65	Feb. 28	@ Quebec	3-2 W	28-30-7
66	Mar. 2	@ Hartford	1-2 L	28-31-7
67	Mar. 4	@ Boston	4-6 L	28-32-7
68	Mar. 5	@ Washington	0-3 L	28-33-7
69	Mar. 8	Winnipeg	3-0 W	29-33-7
70	Mar. 10	Los Angeles	4-2 W	30-33-7
71	Mar. 14	Detroit	2-2 T	30-33-8
72	Mar. 16	Edmonton	3-0 W	31-33-8
73	Mar. 18	NY Islanders	2-1 W	32-33-8
74	Mar. 20	@ New Jersey	1-3 L	32-34-8
75	Mar. 22	@ Toronto	3-5 L	32-35-8
76	Mar. 24	@ Buffalo	2-5 L	32-36-8
77	Mar. 26	@ Winnipeg	7-3 W	33-36-8
78	Mar. 29	Edmonton	2-5 L	33-37-8
79	Apr. 1	@ Los Angeles	4-6 L	33-38-8
80	Apr. 2	Los Angeles	4-5 L	33-39-8

1989.90 SEASON RECORD

SMYTHE DIVISION FINISH

5th (64 Points)

COACH

Bob McCammon

GM

Pat Quinn

CAPTAIN

Stan Smyl

SCORING

Player	GP	G	A	PTS	PIM	Player	GP	G	A	PTS	PIM
Quinn	PIT 41	9	20	29	22	Penderson	16	2	7	9	10
	VAN 37	16	18	34	27	Capuano	PIT 6	0	0	0	2
Reinhart	67	17	40	57	30		VAN 27	3	5	8	10
Linden	73	21	30	51	43	Smith	30	3	4	7	72
Adams	65	30	20	50	18	Guy	30	2	5	7	32
Bradley	67	19	29	48	65	Plavsic	STL 4	0	1	1	2
Skriko	77	15	33	48	36		VAN 11	3	2	5	8
Larionov	74	17	27	44	20	Stern	34	2	3	5	208
Lidster	80	8	28	36	36	Snepsts	39	1	3	4	26
Krutow	61	11	23	34	20	Coxe	25	1	4	5	66
Tanti	41	14	18	32	50	McLean	63	0	3	3	6
Lumme	MTL 54	1	19	20	41	Buskas	17	0	3	3	36
	VAN 11	3	7	10	8	Murphy	12	1	1	2	0
Sandlak	70	15	8	23	104	Stanley	23	1	1	2	27
Bozek	58	14	9	23	32	Melnyk	67	0	2	2	91
McBain	PIT 41	5	9	14	51	Lenardson	8	1	0	1	4
	VAN 26	4	5	9	22	Hawkins	4	0	0	0	6
	67	9	14	23	73	Mazur	5	0	0	0	4
Butcher	80	6	14	20	205	Agnew	7	0	0	0	36
Sutter	62	9	9	18	133	Weeks	21	0	0	0	0
Smyl	47	1	15	16	71						
Nordmark	44	2	11	13	34						
Benning	45	3	9	12	26						

Goaltender	GPI	MIN	GA	SO	AVG	W-L-T
McLean	63	3,739	216	0	3.47	21-30-10
Weeks	21	1,142	79	0	4.15	4-11-4

RESULTS

No	Date	Opponent	Score	Record	No	Date	Opponent	Score	Record
1	Oct. 5	Edmonton	1-4 L	0-1-0	41	Jan. 4	@ Pittsburgh	3-4 L	12-21-8
2	Oct. 7	Detroit	5-3 W	1-1-0	42	Jan. 5	@ Washington	5-2 W	13-21-8
3	Oct. 9	NY Islanders	2-5 L	1-2-0	43	Jan. 7	@ Montreal	3-5 L	13-22-8
4	Oct. 11	@ Edmonton	5-2 W	2-2-0	44	Jan. 10	Hartford	1-3 L	13-23-8
5	Oct. 13	Los Angeles	5-6 L	2-3-0	45	Jan. 12	St. Louis	2-5 L	13-24-8
6	Oct. 15	Boston	7-6 W	3-3-0	46	Jan. 13	Buffalo	3-5 L	13-25-8
7	Oct. 18	@ Toronto	3-4 L	3-4-0	47	Jan. 16	@ NY Islanders	0-3 L	13-26-8
8	Oct. 20	@ New Jersey	3-2 W	4-4-0	48	Jan. 18	@ Philadelphia	3-2 OT W	14-26-8
9	Oct. 21	@ NY Islanders	2-1 W	5-4-0	49	Jan. 19	@ Chicago	2-5 L	14-27-8
10	Oct. 23	@ NY Rangers	3-5 L	5-5-0	50	Jan. 23	Los Angeles	3-3 T	14-27-9
11	Oct. 27	@ Calgary	5-5 T	5-5-1	51	Jan. 26	Minnesota	3-6 L	14-28-9
12	Oct. 28	Calgary	4-3 W	6-5-1	52	Jan. 27	@ Edmonton	2-6 L	14-29-9
13	Oct. 31	New Jersey	4-3 W	7-5-1	53	Jan. 30	Calgary	2-7 L	14-30-9
14	Nov. 3	Winnipeg	2-3 L	7-6-1	54	Feb. 1	@ Calgary	3-4 OT L	14-31-9
15	Nov. 5	Pittsburgh	5-3 W	8-6-1	55	Feb. 2	@ Winnipeg	1-8 L	14-32-9
16	Nov. 8	@ Winnipeg	2-3 OT L	8-7-1	56	Feb. 4	New Jersey	4-2 W	15-32-9
17	Nov. 10	@ Buffalo	2-4 L	8-8-1	57	Feb. 6	Winnipeg	5-3 W	16-32-9
18	Nov. 11	@ Quebec	2-3 L	8-9-1	58	Feb. 9	@ Hartford	4-1 W	17-32-9
19	Nov. 14	Washington	4-4 T	8-9-2	59	Feb. 11	@ Boston	4-2 W	18-32-9
20	Nov. 16	Chicago	4-3 W	9-9-2	60	Feb. 13	@ Quebec	3-5 L	18-33-9
21	Nov. 19	Buffalo	2-2 T	9-9-3	61	Feb. 14	@ Montreal	1-10 L	18-34-9
22	Nov. 21	@ Edmonton	3-4 L	9-10-3	62	Feb. 16	Edmonton	2-2 T	18-34-10
23	Nov. 25	@ Los Angeles	4-7 L	9-11-3	63	Feb. 18	Boston	2-7 L	18-35-10
24	Nov. 26	Los Angeles	3-3 T	9-11-4	64	Feb. 20	Edmonton	2-4 L	18-36-10
25	Nov. 29	Toronto	2-3 OT L	9-12-4	65	Feb. 24	@ Los Angeles	6-4 W	19-36-10
26	Dec. 1	NY Rangers	3-4 L	9-13-4	66	Feb. 26	Toronto	5-2 W	20-36-10
27	Dec. 3	Minnesota	6-5 W	10-13-4	67	Feb. 28	Philadelphia	7-7 T	20-36-11
28	Dec. 6	@ Los Angeles	4-5 OT L	10-14-4	68	Mar. 3	@ Calgary	1-5 L	20-37-11
29	Dec. 9	@ St. Louis	4-6 L	10-15-4	69	Mar. 4	@ Edmonton	3-6 L	20-38-11
30	Dec. 10	@ Chicago	1-7 L	10-16-4	70	Mar. 9	Calgary	4-4 T	20-38-12
31	Dec. 12	@ Minnesota	4-2 W	11-16-4	71	Mar. 11	Pittsburgh	5-3 W	21-38-12
32	Dec. 13	@ Winnipeg	3-3 T	11-16-5	72	Mar. 13	Hartford	0-1 L	21-39-12
33	Dec. 15	Winnipeg	3-3 T	11-16-6	73	Mar. 15	@ St. Louis	6-5 OT W	22-39-12
34	Dec. 17	Quebec	2-2 T	11-16-7	74	Mar. 17	@ Washington	3-1 W	23-39-12
35	Dec. 19	Calgary	1-2 L	11-17-7	75	Mar. 18	@ NY Rangers	2-5 L	23-40-12
36	Dec. 20	@ Calgary	1-2 OT L	11-18-7	76	Mar. 20	@ Detroit	4-4 T	23-40-13
37	Dec. 23	@ Los Angeles	1-4 L	11-19-7	77	Mar. 23	@ Winnipeg	4-2 W	24-40-13
38	Dec. 27	Montreal	2-1 W	12-19-7	78	Mar. 25	Winnipeg	3-3 T	24-40-14
39	Dec. 31	Philadelphia	2-2 T	12-19-8	79	Mar. 27	Edmonton	1-4 L	24-41-14
40	Jan. 2	@ Detroit	1-4 L	12-20-8	80	Mar. 31	Los Angeles	6-3 W	25-41-14

1990.91 SEASON RECORD

SMYTHE DIVISION FINISH

4th (65 Points)

COACH

Bob McCammon, Pat Quinn

GM

Pat Quinn

CAPTAIN

Dan Quinn, Doug Lidster,
Trevor Linden

SCORING

Player	GP	G	A	PTS	PIM
Linden	80	33	37	70	65
Courtall	STL 66	27	30	57	56
	VAN 11	6	2	8	8
Quinn	64	18	31	49	46
Adams	55	21	24	45	10
Ronning	STL 48	14	18	32	10
	VAN 11	6	6	12	0
D. Capuano	61	13	31	44	42
Lidster	78	6	32	38	77
Momesso	STL 59	10	18	28	131
	VAN 11	6	2	8	43
Larionov	64	13	21	34	14
Bozek	62	15	17	32	22
Kron	76	12	20	32	21
Lumme	80	5	27	32	59
Bradley	44	11	20	31	42
Kurvers	TOR 19	0	3	3	8
	VAN 32	4	23	27	20
Valk	59	10	11	21	67
Butcher	69	6	12	18	257
Mazur	36	11	7	18	14
Nedved	61	10	6	16	20
Smyl	45	2	12	14	87
Sandlak	59	7	6	13	125
Diduck	MTL 32	1	2	3	39
	VAN 31	3	7	10	66
Plavsic	48	2	10	12	62
Skriko	20	4	4	8	8

Player	GP	G	A	PTS	PIM
Odjick	45	7	1	8	296
Nordmark	45	2	6	8	63
Guy	39	1	6	7	39
Murphy	42	5	1	6	90
Dirk	STL 41	1	3	4	100
	VAN 11	1	0	1	20
McBain	13	0	5	5	32
Stern	31	2	3	5	171
Murzyn	CGY 19	0	2	2	30
	VAN 10	1	0	1	8
Gibson	14	0	3	3	20
Gamble	47	0	1	1	14
Agnew	20	0	0	0	81
Brown	1	0	0	0	7
Coxe	7	0	0	0	27
McKichan	1	0	0	0	0
Weeks	1	0	0	0	0
Antoski	2	0	0	0	20
J. Capuano	3	0	0	0	0
Mason	6	0	0	0	0
McLean	41	0	0	0	4

Goaltender	GPI	MIN	GA	SO	AVG	W-L-T
Gamble	47	2,433	140	1	3.45	16-16-6
McLean	41	1,969	131	0	3.99	10-22-3
Mason	6	353	29	0	4.93	2-4-0
McKichan	1	20	2	0	6.00	0-0-0
Weeks	1	59	6	0	6.10	0-1-0

RESULTS

No	Date	Opponent	Score	Record
1	Oct. 4	@ Calgary	2-3 OT L	0-1-0
2	Oct. 6	@ Los Angeles	6-3 W	1-1-0
3	Oct. 9	Los Angeles	2-6 L	1-2-0
4	Oct. 12	St. Louis	4-0 W	2-2-0
5	Oct. 14	Edmonton	5-4 OT W	3-2-0
6	Oct. 17	Boston	3-1 W	4-2-0
7	Oct. 19	@ Winnipeg	5-7 L	4-3-0
8	Oct. 21	@ Quebec	3-2 W	5-3-0
9	Oct. 23	@ Detroit	0-6 L	5-4-0
10	Oct. 25	@ Boston	2-4 L	5-5-0
11	Oct. 27	@ Hartford	4-2 W	6-5-0
12	Oct. 30	Washington	1-2 L	6-6-0
13	Nov. 1	New Jersey	2-1 W	7-6-0
14	Nov. 3	Winnipeg	3-5 L	7-7-0
15	Nov. 6	Detroit	6-3 W	8-7-0
16	Nov. 8	@ Toronto	5-3 W	9-7-0
17	Nov. 9	@ Buffalo	1-7 L	9-8-0
18	Nov. 11	@ Philadelphia	0-2 L	9-9-0
19	Nov. 14	@ Edmonton	3-5 L	9-10-0
20	Nov. 16	NY Islanders	3-2 W	10-10-0
21	Nov. 19	Calgary	4-6 L	10-11-0
22	Nov. 21	Chicago	4-1 W	11-11-0
23	Nov. 23	@ Minnesota	4-6 L	11-12-0
24	Nov. 24	@ St. Louis	3-3 T	11-12-1
25	Nov. 27	Minnesota	1-1 T	11-12-2
26	Nov. 29	Toronto	2-1 W	12-12-2
27	Dec. 2	@ Winnipeg	5-1 W	13-12-2
28	Dec. 4	@ NY Islanders	4-2 W	14-12-2
29	Dec. 5	@ New Jersey	4-9 L	14-13-2
30	Dec. 7	@ Pittsburgh	2-2 T	14-13-3
31	Dec. 10	Quebec	2-3 OT L	14-14-3
32	Dec. 12	@ Edmonton	4-5 L	14-15-3
33	Dec. 14	NY Rangers	3-5 L	14-16-3
34	Dec. 16	Calgary	2-5 L	14-17-3
35	Dec. 18	@ Calgary	3-2 W	15-17-3
36	Dec. 20	Edmonton	7-4 W	16-17-3
37	Dec. 22	Los Angeles	4-3 W	17-17-3
38	Dec. 23	@ Edmonton	3-4 L	17-18-3
39	Dec. 27	Montreal	5-7 L	17-19-3
40	Dec. 28	Edmonton	2-5 L	17-20-3

No	Date	Opponent	Score	Record
41	Dec. 31	@ Winnipeg	1-2 L	17-21-3
42	Jan. 2	@ Hartford	2-5 L	17-22-3
43	Jan. 3	@ Boston	3-8 L	17-23-3
44	Jan. 5	@ Minnesota	6-5 W	18-23-3
45	Jan. 8	Buffalo	3-3 T	18-23-4
46	Jan. 10	Hartford	4-5 L	18-24-4
47	Jan. 12	@ Los Angeles	2-6 L	18-25-4
48	Jan. 16	Winnipeg	1-2 L	18-26-4
49	Jan. 23	Edmonton	6-5 W	19-26-4
50	Jan. 25	Los Angeles	1-5 L	19-27-4
51	Jan. 26	@ Los Angeles	4-5 L	19-28-4
52	Jan. 28	Chicago	0-1 L	19-29-4
53	Jan. 30	@ Edmonton	4-9 L	19-30-4
54	Jan. 31	NY Rangers	3-3 T	19-30-5
55	Feb. 2	@ Los Angeles	1-9 L	19-31-5
56	Feb. 5	@ Washington	3-5 L	19-32-5
57	Feb. 7	@ Philadelphia	2-1 W	20-32-5
58	Feb. 8	@ NY Rangers	1-8 L	20-33-5
59	Feb. 10	@ New Jersey	0-2 L	20-34-5
60	Feb. 14	St. Louis	2-3 L	20-35-5
61	Feb. 16	Washington	4-2 W	21-35-5
62	Feb. 18	Quebec	3-3 T	21-35-6
63	Feb. 20	@ Winnipeg	5-5 T	21-35-7
64	Feb. 21	@ Calgary	4-6 L	21-36-7
65	Feb. 23	Detroit	5-2 W	22-36-7
66	Feb. 25	Calgary	4-2 W	23-36-7
67	Feb. 27	Pittsburgh	4-3 W	24-36-7
68	Mar. 1	Montreal	1-7 L	24-37-7
69	Mar. 3	@ Chicago	0-8 L	24-38-7
70	Mar. 5	@ Pittsburgh	1-4 L	24-39-7
71	Mar. 7	@ Toronto	3-3 T	24-39-8
72	Mar. 9	@ Montreal	2-4 L	24-40-8
73	Mar. 10	@ Buffalo	7-5 W	25-40-8
74	Mar. 13	Philadelphia	4-5 OT L	25-41-8
75	Mar. 16	NY Islanders	4-4 T	25-41-9
76	Mar. 17	Los Angeles	5-4 OT W	26-41-9
77	Mar. 20	Calgary	2-3 L	26-42-9
78	Mar. 22	Winnipeg	3-1 W	27-42-9
79	Mar. 26	@ Calgary	2-7 L	27-43-9
80	Mar. 28	Winnipeg	3-2 OT W	28-43-9

1991.92 SEASON RECORD

SMYTHE DIVISION FINISH

1st (96 Points)

COACH

Pat Quinn

GM

Pat Quinn

CAPTAIN

Trevor Linden

SCORING

Player	GP	G	A	PTS	PIM
Linden	80	31	44	75	101
Ronning	80	24	47	71	42
Larionov	72	21	44	65	54
Bure	65	34	26	60	30
Adams	76	30	27	57	8
Courtball	70	23	34	57	116
Lumme	75	12	32	44	65
Momesso	58	20	23	43	198
Sandlak	66	16	24	40	176
Fergus	TOR 11	1	3	4	4
	VAN 44	14	20	34	17
Nedved	77	15	22	37	36
Lidster	66	6	23	29	39
Babych	75	5	24	29	63
Diduck	77	6	21	27	229
Valk	65	8	17	25	56
Walter	67	6	11	17	49

Player	GP	G	A	PTS	PIM	
Murzyn	70	3	11	14	147	
Odjick	65	4	6	10	348	
Plavsic	16	1	9	10	14	
Dirk	72	2	7	9	126	
Gregg	21	1	4	5	24	
Kron	36	2	2	4	2	
McLean	65	0	4	4	0	
McBain	6	1	0	1	0	
Murphy	6	0	1	1	6	
Bawa	2	0	0	0	0	
Antoski	4	0	0	0	29	
Mazur	5	0	0	0	2	
Gamble	19	0	0	0	8	
Agnew	24	0	0	0	56	
Goaltender	GPI	MIN	GA	SO	AVG	W-L-T
McLean	65	3,852	176	5	2.74	38-17-9
Gamble	19	1,009	73	0	4.34	4-9-3

RESULTS

No	Date	Opponent	Score	Record
1	Oct. 4	San Jose	4-3 W	1-0-0
2	Oct. 5	@ San Jose	5-2 W	2-0-0
3	Oct. 8	@ Winnipeg	3-2 OT W	3-0-0
4	Oct. 10	@ Chicago	6-7 L	3-1-0
5	Oct. 12	@ Toronto	2-1 W	4-1-0
6	Oct. 13	@ Buffalo	3-1 W	5-1-0
7	Oct. 17	Boston	3-3 T	5-1-1
8	Oct. 19	Calgary	5-2 W	6-1-1
9	Oct. 21	Toronto	4-1 W	7-1-1
10	Oct. 24	Washington	3-1 W	8-1-1
11	Oct. 26	@ Edmonton	4-5 L	8-2-1
12	Oct. 27	Edmonton	3-6 L	8-3-1
13	Oct. 29	New Jersey	4-3 W	9-3-1
14	Nov. 1	St. Louis	2-3 L	9-4-1
15	Nov. 3	Edmonton	7-2 W	10-4-1
16	Nov. 5	Winnipeg	2-2 T	10-4-2
17	Nov. 7	@ Los Angeles	4-3 W	11-4-2
18	Nov. 10	NY Islanders	6-0 W	12-4-2
19	Nov. 12	Los Angeles	8-2 W	13-4-2
20	Nov. 14	@ Calgary	2-2 T	13-4-3
21	Nov. 16	San Jose	1-0 W	14-4-3
22	Nov. 19	NY Rangers	3-4 L	14-5-3
23	Nov. 21	@ Calgary	2-3 L	14-6-3
24	Nov. 22	Calgary	6-5 OT W	15-6-3
25	Nov. 26	@ San Jose	1-4 L	15-7-3
26	Nov. 29	Chicago	5-2 W	16-7-3
27	Dec. 1	@ Edmonton	0-7 L	16-8-3
28	Dec. 3	@ Quebec	0-3 L	16-9-3
29	Dec. 4	@ Montreal	3-0 W	17-9-3
30	Dec. 7	@ Toronto	3-6 L	17-10-3
31	Dec. 10	Edmonton	4-7 L	17-11-3
32	Dec. 12	Minnesota	7-5 W	18-11-3
33	Dec. 14	@ Los Angeles	4-4 T	18-11-4
34	Dec. 17	Detroit	2-1 W	19-11-4
35	Dec. 19	Winnipeg	3-1 W	20-11-4
36	Dec. 22	Quebec	6-6 T	20-11-5
37	Dec. 27	Philadelphia	1-1 T	20-11-6
38	Dec. 28	@ San Jose	3-2 W	21-11-6
39	Dec. 31	@ Los Angeles	5-3 W	22-11-6
40	Jan. 3	@ Washington	3-3 T	22-11-7

No	Date	Opponent	Score	Record
41	Jan. 4	@ Minnesota	3-4 L	22-12-7
42	Jan. 7	San Jose	4-1 W	23-12-7
43	Jan. 12	Pittsburgh	3-4 L	23-13-7
44	Jan. 14	@ Winnipeg	4-2 W	24-13-7
45	Jan. 15	@ Edmonton	5-3 W	25-13-7
46	Jan. 21	@ Quebec	5-3 W	26-13-7
47	Jan. 23	@ Detroit	3-1 W	27-13-7
48	Jan. 25	@ St. Louis	1-0 OT W	28-13-7
49	Jan. 28	Edmonton	3-5 L	28-14-7
50	Jan. 30	Chicago	4-1 W	29-14-7
51	Feb. 1	Hartford	4-4 T	29-14-8
52	Feb. 4	Montreal	5-3 W	30-14-8
53	Feb. 6	NY Islanders	4-5 OT L	30-15-8
54	Feb. 10	@ Montreal	3-8 L	30-16-8
55	Feb. 12	@ NY Rangers	2-5 L	30-17-8
56	Feb. 13	@ New Jersey	3-5 L	30-18-8
57	Feb. 15	@ NY Islanders	1-3 L	30-19-8
58	Feb. 17	@ NY Rangers	3-3 T	30-19-9
59	Feb. 19	Buffalo	6-5 W	31-19-9
60	Feb. 21	@ San Jose	5-3 W	32-19-9
61	Feb. 23	Boston	2-1 OT W	33-19-9
62	Feb. 25	Los Angeles	3-4 L	33-20-9
63	Feb. 28	Winnipeg	5-3 W	34-20-9
64	Mar. 1	Calgary	11-0 W	35-20-9
65	Mar. 2	St. Louis	3-5 L	35-21-9
66	Mar. 5	@ Boston	2-2 T	35-21-10
67	Mar. 7	@ Hartford	5-1 W	36-21-10
68	Mar. 8	@ Philadelphia	7-3 W	37-21-10
69	Mar. 12	New Jersey	2-1 W	38-21-10
70	Mar. 14	@ Calgary	6-4 W	39-21-10
71	Mar. 18	Hartford	3-2 W	40-21-10
72	Mar. 20	Winnipeg	2-2 T	40-21-11
73	Mar. 22	@ Winnipeg	1-5 L	40-22-11
74	Mar. 24	@ Minnesota	4-2 W	41-22-11
75	Mar. 26	@ Pittsburgh	3-7 L	41-23-11
76	Mar. 28	@ Detroit	1-3 L	41-24-11
77	Mar. 29	@ Washington	4-7 L	41-25-11
78	Apr. 12	Los Angeles	1-6 L	41-26-11
79	Apr. 14	@ Los Angeles	3-2 W	42-26-11
80	Apr. 16	Calgary	4-4 T	42-26-12

1992.93 SEASON RECORD

SMYTHE DIVISION FINISH

1st (101 Points)

COACH

Pat Quinn

GM

Pat Quinn

CAPTAIN

Trevor Linden

SCORING

Player	GP	G	A	PTS	PIM
Bure	83	60	50	110	69
Ronning	79	29	56	85	30
Courttnall	84	31	46	77	167
Craven	HFD 67	25	42	67	20
	VAN 10	0	10	10	12
Linden	84	33	39	72	64
Nedved	84	38	33	71	96
Adams	53	25	31	56	14
Ward	70	22	30	52	82
Semenov	TB 13	2	3	5	4
	VAN 62	10	34	44	28
Lumme	74	8	36	44	55
Momesso	84	18	20	38	200
Sandlak	59	10	18	28	122
Plasick	57	6	21	27	53
Sleg	41	4	22	26	109
Lidster	71	6	19	25	36
Diduck	80	6	14	20	171

Player	GP	G	A	PTS	PIM
Babych	43	3	16	19	44
Odjick	75	4	13	17	370
Murzyn	79	5	11	16	196
Fergus	36	5	9	14	20
Valk	48	6	7	13	77
Hunter	QUE 48	5	3	8	94
	VAN 26	0	4	4	99
Dirk	69	4	8	12	150
Walter	25	3	0	3	10
Whitmore	31	0	3	3	2
Morin	1	0	1	1	0
Ratushny	1	0	1	1	2
McLean	54	0	1	1	16
Antoski	2	0	0	0	0

Goaltender	GPI	MIN	GA	SO	AVG	W-L-T
Whitmore	31	1,817	94	1	3.10	18-8-4
McLean	54	3,261	184	3	3.39	28-21-5

RESULTS

No	Date	Opponent	Score	Record
1	Oct. 6	@ Edmonton	5-4 W	1-0-0
2	Oct. 10	Edmonton	5-2 W	2-0-0
3	Oct. 12	Winnipeg	8-1 W	3-0-0
4	Oct. 16	@ Winnipeg	6-2 W	4-0-0
5	Oct. 18	@ Chicago	1-3 L	4-1-0
6	Oct. 20	@ Pittsburgh	1-5 L	4-2-0
7	Oct. 22	@ Philadelphia	4-4 T	4-2-1
8	Oct. 25	Boston	3-5 L	4-3-1
9	Oct. 28	Washington	4-3 W	5-3-1
10	Oct. 30	Minnesota	2-3 L	5-4-1
11	Nov. 1	@ Calgary	3-5 L	5-5-1
12	Nov. 4	Calgary	5-5 T	5-5-2
13	Nov. 6	Ottawa	4-1 W	6-5-2
14	Nov. 8	Winnipeg	6-1 W	7-5-2
15	Nov. 10	San Jose	6-2 W	8-5-2
16	Nov. 12	@ Los Angeles	4-7 L	8-6-2
17	Nov. 14	@ San Jose	5-2 W	9-6-2
18	Nov. 16	Los Angeles	6-3 W	10-6-2
19	Nov. 18	@ Edmonton	2-4 L	10-7-2
20	Nov. 19	@ Calgary	3-4 L	10-8-2
21	Nov. 21	Edmonton	9-0 W	11-8-2
22	Nov. 23	Chicago	5-2 W	12-8-2
23	Nov. 25	@ Minnesota	4-2 W	13-8-2
24	Nov. 26	@ St. Louis	5-7 L	13-9-2
25	Nov. 28	@ Montreal	6-5 W	14-9-2
26	Dec. 3	Edmonton	4-1 W	15-9-2
27	Dec. 7	St. Louis	4-3 W	16-9-2
28	Dec. 9	San Jose	8-3 W	17-9-2
29	Dec. 13	Quebec	3-3 T	17-9-3
30	Dec. 16	@ Edmonton	2-4 L	17-10-3
31	Dec. 18	San Jose	8-1 W	18-10-3
32	Dec. 19	@ San Jose	6-3 W	19-10-3
33	Dec. 22	@ Los Angeles	6-2 W	20-10-3
34	Dec. 27	Montreal	5-2 W	21-10-3
35	Dec. 29	San Jose	7-5 W	22-10-3
36	Dec. 31	Los Angeles	4-0 W	23-10-3
37	Jan. 2	@ San Jose	2-2 T	23-10-4
38	Jan. 4	Tampa Bay	7-0 W	24-10-4
39	Jan. 6	@ Toronto	5-2 W	25-10-4
40	Jan. 8	@ Detroit	3-6 L	25-11-4
41	Jan. 9	@ NY Islanders	5-4 W	26-11-4
42	Jan. 11	@ NY Rangers	3-3 T	26-11-5

No	Date	Opponent	Score	Record
43	Jan. 12	@ New Jersey	2-3 L	26-12-5
44	Jan. 15	Buffalo	4-1 W	27-12-5
45	Jan. 16	Hartford	8-3 W	28-12-5
46	Jan. 19	Pittsburgh	2-5 L	28-13-5
47	Jan. 21	@ Los Angeles	5-4 W	29-13-5
48	Jan. 23	@ Minnesota	3-3 T	29-13-6
49	Jan. 24	@ Chicago	2-6 L	29-14-6
50	Jan. 27	Chicago	4-4 T	29-14-7
51	Jan. 30	Detroit	4-4 T	29-14-8
52	Feb. 1	Minnesota	4-5 L	29-15-8
53	Feb. 3	Tampa Bay	4-2 W	30-15-8
54	Feb. 9	@ Quebec	5-1 W	31-15-8
55	Feb. 11	@ Toronto	2-5 L	31-16-8
56	Feb. 12	@ Buffalo	3-1 W	32-16-8
57	Feb. 15	@ Los Angeles	0-3 L	32-17-8
58	Feb. 18	Philadelphia	2-3 L	32-18-8
59	Feb. 20	Winnipeg	4-2 W	33-18-8
60	Feb. 22	Toronto	1-8 L	33-19-8
61	Feb. 24	NY Rangers	5-4 W	34-19-8
62	Feb. 26	@ Winnipeg	7-4 W	35-19-8
63	Mar. 1	@ Buffalo	5-2 W	36-19-8
64	Mar. 2	@ Washington	3-3 T	36-19-9
65	Mar. 4	@ Boston	3-4 L	36-20-9
66	Mar. 6	@ Hartford	1-5 L	36-21-9
67	Mar. 9	New Jersey	7-2 W	37-21-9
68	Mar. 11	Minnesota	3-4 L	37-22-9
69	Mar. 12	@ Winnipeg	3-2 W	38-22-9
70	Mar. 14	@ Calgary	2-3 L	38-23-9
71	Mar. 18	Winnipeg	2-5 L	38-24-9
72	Mar. 20	NY Islanders	2-7 L	38-25-9
73	Mar. 22	St. Louis	1-3 L	38-26-9
74	Mar. 24	Los Angeles	6-2 W	39-26-9
75	Mar. 26	Calgary	1-3 L	39-27-9
76	Mar. 30	@ St. Louis	6-3 W	40-27-9
77	Apr. 1	@ Tampa Bay	5-3 W	41-27-9
78	Apr. 3	@ Detroit	1-5 L	41-28-9
79	Apr. 4	@ Ottawa	3-0 W	42-28-9
80	Apr. 7	Edmonton	5-4 OT W	43-28-9
81	Apr. 9	@ Calgary	1-8 L	43-29-9
82	Apr. 11	Calgary	6-3 W	44-29-9
83	Apr. 13	Los Angeles	7-4 W	45-29-9
84	Apr. 15	@ Los Angeles	8-6 W	46-29-9

1993.94 SEASON RECORD

PACIFIC DIVISION FINISH

2nd (85 Points)

COACH

Pat Quinn

GM

Pat Quinn

CAPTAIN

Trevor Linden

SCORING

Player	GP	G	A	PTS	PIM	Player	GP	G	A	PTS	PIM
Bure	76	60	47	107	86	Hedican	STL 38	2	3	5	14
G. Courtnall	82	26	44	70	123		VAN 8	0	1	1	0
Ronning	76	25	43	68	42	Diduck	55	1	10	11	72
Brown	STL 63	13	47	60	46	Plavick	47	1	9	10	6
	VAN 11	1	5	6	10	McIntyre	62	3	6	9	38
Linden	84	32	29	61	73	Lafayette	STL 38	2	3	5	14
Craven	78	15	40	55	30		VAN 11	1	1	2	4
Lumme	83	13	42	55	50	Hunter	56	3	4	7	171
Slegr	78	5	33	38	86	Ward	33	6	1	7	37
Adams	68	13	24	37	20	Jackson	12	5	1	6	9
Babych	73	4	28	32	52	Kesa	19	2	4	6	18
Odjick	76	16	13	29	271	Namesnikov	17	0	5	5	10
Gelinas	QUE 31	6	6	12	8	Dirk	65	2	3	5	105
	VAN 33	8	8	16	26	Eisenhut	13	1	3	4	21
Carson	LA 25	4	7	11	2	McLean	52	0	4	4	2
	VAN 34	7	10	17	22	Antoski	55	1	2	3	190
Momesso	68	14	13	27	149	Morin	5	1	1	2	6
Murzyn	80	6	14	20	109	Whitmore	32	0	0	0	6
Glynn	OTT 48	2	13	15	53	Peca	4	0	0	0	2
	VAN 16	0	0	0	12						
Charbonneau	30	7	7	14	49						

Goaltender	GPI	MIN	GA	SO	AVG	W-L-T
McLean	52	3,128	156	3	2.99	23-26-3
Whitmore	32	1,921	113	0	3.53	18-14-0

RESULTS

No	Date	Opponent	Score	Record	No	Date	Opponent	Score	Record
1	Oct. 6	@ Los Angeles	5-2 W	1-0-0	43	Jan. 14	Ottawa	2-2 T	21-21-1
2	Oct. 9	Calgary	1-5 L	1-1-0	44	Jan. 16	@ Anaheim	4-3 W	22-21-1
3	Oct. 11	Edmonton	4-1 W	2-1-0	45	Jan. 19	Calgary	3-4 L	22-22-1
4	Oct. 16	@ Edmonton	3-2 W	3-1-0	46	Jan. 24	@ Edmonton	5-4 OT W	23-22-1
5	Oct. 19	Boston	5-4 W	4-1-0	47	Jan. 25	St. Louis	3-3 T	23-22-2
6	Oct. 21	@ Calgary	6-3 W	5-1-0	48	Jan. 27	Dallas	2-3 L	23-23-2
7	Oct. 23	@ San Jose	6-4 W	6-1-0	49	Jan. 29	New Jersey	6-3 W	24-23-2
8	Oct. 24	San Jose	3-2 OT W	7-1-0	50	Jan. 31	Los Angeles	3-1 W	25-23-2
9	Oct. 27	Washington	2-4 L	7-2-0	51	Feb. 2	Chicago	6-4 W	26-23-2
10	Oct. 30	Buffalo	3-6 L	7-3-0	52	Feb. 4	@ Anaheim	0-3 L	26-24-2
11	Nov. 2	@ NY Islanders	2-1 W	8-3-0	53	Feb. 6	Hartford	2-4 L	26-25-2
12	Nov. 3	@ NY Rangers	3-6 L	8-4-0	54	Feb. 8	@ Detroit	6-3 W	27-25-2
13	Nov. 5	@ Washington	2-3 L	8-5-0	55	Feb. 10	@ New Jersey	3-7 L	27-26-2
14	Nov. 7	@ Philadelphia	5-2 W	9-5-0	56	Feb. 12	@ Tampa Bay	3-2 W	28-26-2
15	Nov. 10	Los Angeles	4-0 W	10-5-0	57	Feb. 13	@ Florida	1-2 L	28-27-2
16	Nov. 13	@ Calgary	3-4 L	10-6-0	58	Feb. 15	@ St. Louis	2-3 L	28-28-2
17	Nov. 14	Anaheim	3-2 W	11-6-0	59	Feb. 17	@ Chicago	4-2 W	29-28-2
18	Nov. 16	St. Louis	3-0 W	12-6-0	60	Feb. 22	Calgary	4-4 T	29-28-3
19	Nov. 19	Anaheim	3-6 L	12-7-0	61	Feb. 26	Tampa Bay	3-1 W	30-28-3
20	Nov. 22	Toronto	2-5 L	12-8-0	62	Mar. 1	Edmonton	4-7 L	30-29-3
21	Nov. 24	Detroit	4-5 OT L	12-9-0	63	Mar. 3	@ St. Louis	4-0 W	31-29-3
22	Nov. 26	@ Winnipeg	5-3 W	13-9-0	64	Mar. 4	@ Dallas	4-1 W	32-29-3
23	Nov. 27	@ Edmonton	1-2 L	13-10-0	65	Mar. 7	Florida	1-2 L	32-30-3
24	Nov. 29	Chicago	2-1 W	14-10-0	66	Mar. 9	NY Islanders	5-4 W	33-30-3
25	Dec. 2	Philadelphia	3-6 L	14-11-0	67	Mar. 11	@ Winnipeg	8-4 W	34-30-3
26	Dec. 4	@ Quebec	1-3 L	14-12-0	68	Mar. 13	@ Chicago	2-5 L	34-31-3
27	Dec. 6	@ Montreal	3-4 OT L	14-13-0	69	Mar. 15	@ Detroit	2-5 L	34-32-3
28	Dec. 8	@ Hartford	4-1 W	15-13-0	70	Mar. 16	@ Toronto	4-1 W	35-32-3
29	Dec. 9	@ Boston	3-2 OT W	16-13-0	71	Mar. 19	@ Pittsburgh	4-5 L	35-33-3
30	Dec. 14	@ Calgary	4-8 L	16-14-0	72	Mar. 20	@ Dallas	1-2 OT L	35-34-3
31	Dec. 15	@ Edmonton	2-7 L	16-15-0	73	Mar. 23	@ Los Angeles	6-3 W	36-34-3
32	Dec. 17	Winnipeg	6-1 W	17-15-0	74	Mar. 25	NY Rangers	2-5 L	36-35-3
33	Dec. 19	Dallas	1-3 L	17-16-0	75	Mar. 27	Los Angeles	4-3 W	37-35-3
34	Dec. 21	Edmonton	6-3 W	18-16-0	76	Mar. 28	Toronto	3-2 OT W	38-35-3
35	Dec. 23	Calgary (@ Sask.)	4-3 W	19-16-0	77	Mar. 30	Pittsburgh	1-3 L	38-36-3
36	Dec. 28	@ Los Angeles	5-6 L	19-17-0	78	Apr. 1	Winnipeg	5-1 W	39-36-3
37	Dec. 31	San Jose	2-3 L	19-18-0	79	Apr. 2	San Jose	4-7 L	39-37-3
38	Jan. 2	Montreal	2-3 L	19-19-0	80	Apr. 5	Detroit	3-8 L	39-38-3
39	Jan. 5	@ Ottawa	7-2 W	20-19-0	81	Apr. 7	San Jose	3-2 W	40-38-3
40	Jan. 8	@ Toronto	3-6 L	20-20-0	82	Apr. 9	Anaheim	1-3 L	40-39-3
41	Jan. 9	@ Buffalo	3-5 L	20-21-0	83	Apr. 10	@ San Jose	1-3 L	40-40-3
42	Jan. 12	Quebec	4-3 W	21-21-0	84	Apr. 13	@ Anaheim	2-1 W	41-40-3

1994.95 SEASON RECORD

PACIFIC DIVISION FINISH

2nd (48 Points)

COACH

Rick Ley

GM

Pat Quinn

CAPTAIN

Trevor Linden

SCORING

Player	GP	G	A	PTS	PIM
Bure	44	20	23	43	47
Linden	48	18	22	40	40
R. Courtnall	DAL 32	7	10	17	13
	VAN 13	4	14	18	4
G. Courtnall	45	16	18	34	81
Beranek	PHI 14	5	5	10	2
	VAN 37	8	13	21	28
Brown	33	8	23	31	16
Momesso	48	10	15	25	65
Ronning	41	6	19	25	27
Gelinas	46	13	10	23	36
Oksiuta	EDM 26	11	2	13	6
	VAN 12	5	2	7	2
Ruutu	CHI 20	2	5	7	6
	VAN 25	5	6	11	23
Lumme	36	5	12	17	26
Adams	31	5	10	15	12
Babych	40	3	11	14	18
Hedican	45	2	11	13	34
Peca	33	6	6	12	30
Odjick	23	4	5	9	109
Lafayette	27	4	4	8	2

Player	GP	G	A	PTS	PIM
Murzyn	40	0	8	8	129
Sleg	19	1	5	6	32
Hunter	34	3	2	5	120
Diduck	22	1	3	4	15
McIntyre	28	0	4	4	37
Cullimore	34	1	2	3	39
Namestnikov	16	0	3	3	4
Leeman	10	2	0	2	0
Aucoin	1	1	0	1	0
Charbonneau	3	1	0	1	0
Jackson	3	1	0	1	4
Plavsic	3	0	1	1	4
Whitmore	11	0	1	1	7
Walker	11	0	1	1	33
McLean	40	0	1	1	4
Antonski	7	0	0	0	46
Wotton	1	0	0	0	0
Stojanov	4	0	0	0	13

Goaltender	GPI	MIN	GA	SO	AVG	W-L-T
McLean	40	2,374	109	1	2.75	18-12-10
Whitmore	11	558	37	0	3.98	0-6-2

RESULTS

No	Date	Opponent	Score	Record
1	Jan. 20	Dallas	1-1 T	0-0-1
2	Jan. 21	St. Louis	1-7 L	0-1-1
3	Jan. 24	@ Detroit	3-6 L	0-2-1
4	Jan. 25	@ Toronto	2-6 L	0-3-1
5	Jan. 28	@ St. Louis	3-1 W	1-3-1
6	Feb. 1	Toronto	4-4 T	1-3-2
7	Feb. 5	Chicago	4-9 L	1-4-2
8	Feb. 7	Edmonton	4-4 T	1-4-3
9	Feb. 9	Winnipeg	5-1 W	2-4-3
10	Feb. 11	San Jose	1-1 T	2-4-4
11	Feb. 15	@ San Jose	1-3 L	2-5-4
12	Feb. 17	@ Anaheim	2-2 T	2-5-5
13	Feb. 18	@ Los Angeles	6-2 W	3-5-5
14	Feb. 20	Los Angeles	8-2 W	4-5-5
15	Feb. 22	Winnipeg	1-4 L	4-6-5
16	Feb. 24	@ Dallas	3-3 T	4-6-6
17	Feb. 26	@ San Jose	5-1 W	5-6-6
18	Feb. 28	San Jose	3-4 L	5-7-6
19	Mar. 2	@ Calgary	2-2 T	5-7-7
20	Mar. 4	@ Los Angeles	5-4 W	6-7-7
21	Mar. 6	Detroit	2-5 L	6-8-7
22	Mar. 11	Anaheim	5-3 W	7-8-7
23	Mar. 12	@ Edmonton	5-2 W	8-8-7
24	Mar. 14	@ Winnipeg	3-3 T	8-8-8

No	Date	Opponent	Score	Record
25	Mar. 16	@ Chicago	2-9 L	8-9-8
26	Mar. 17	@ Detroit	1-3 L	8-10-8
27	Mar. 21	Toronto	3-1 W	9-10-8
28	Mar. 23	Chicago	1-3 L	9-11-8
29	Mar. 25	Detroit	1-2 L	9-12-8
30	Mar. 26	@ Calgary	0-2 L	9-13-8
31	Mar. 29	Los Angeles	5-2 W	10-13-8
32	Mar. 31	Anaheim	6-1 W	11-13-8
33	Apr. 1	@ Edmonton	5-1 W	12-13-8
34	Apr. 4	Dallas	2-2 T	12-13-9
35	Apr. 7	@ Winnipeg	4-7 L	12-14-9
36	Apr. 8	@ Calgary	4-2 W	13-14-9
37	Apr. 11	Anaheim	5-0 W	14-14-9
38	Apr. 13	Edmonton	4-6 L	14-15-9
39	Apr. 15	@ Anaheim	3-1 W	15-15-9
40	Apr. 17	@ Dallas	2-2 T	15-15-10
41	Apr. 18	@ St. Louis	1-4 L	15-16-10
42	Apr. 20	Calgary	2-2 T	15-16-11
43	Apr. 22	Edmonton	6-1 W	16-16-11
44	Apr. 25	@ Chicago	3-4 OT L	16-17-11
45	Apr. 26	@ Toronto	2-5 L	16-18-11
46	Apr. 28	St. Louis	3-1 W	17-18-11
47	Apr. 30	Calgary	6-4 W	18-18-11
48	May 3	@ San Jose	3-3 T	18-18-12

1995.96 SEASON RECORD

PACIFIC DIVISION FINISH

Tied 2nd (79 Points)

COACH

Rick Ley, Pat Quinn

GM

Pat Quinn

CAPTAIN

Trevor Linden

SCORING

Player	GP	G	A	PTS	PIM
Mogilny	79	55	52	107	16
Linden	82	33	47	80	42
Ronning	79	22	45	67	42
Courtshall	81	26	39	65	40
Gelinas	81	30	26	56	59
Naslund	PIT 66	19	33	52	36
	VAN 10	3	0	3	6
Lumme	80	17	37	54	50
Oksuta	56	16	23	39	42
Tikkanen	STL 11	1	4	5	18
	NJ 9	0	2	2	4
	VAN 38	13	24	37	14
Belanger	FLA 63	17	21	38	10
	VAN 9	3	0	3	4
Sillinger	ANA 62	13	21	34	32
	VAN 12	1	3	4	6
Hedican	77	6	23	29	83
Babych	53	3	21	24	38
Rohlin	56	6	16	22	32
Ridley	37	6	15	21	29
Beranek	61	6	14	20	60
Dowd	NJ 28	4	9	13	17
	VAN 38	1	6	7	6

Player	GP	G	A	PTS	PIM	
Brown	28	1	16	17	18	
Aucoin	49	4	14	18	34	
Bure	15	6	7	13	8	
Walker	63	4	8	12	137	
Murzyn	69	2	10	12	130	
Kucera	HAR 30	2	6	8	10	
	VAN 24	1	0	1	10	
Odjick	55	3	4	7	181	
Sandlak	33	4	2	6	6	
Loney	12	2	3	5	6	
Kocur	NYR 38	1	2	3	49	
	VAN 7	0	1	1	19	
Hunter	60	2	0	2	122	
Cullimore	27	1	1	2	21	
Malkoc	41	0	2	2	136	
Hirsch	41	0	2	2	2	
McLean	45	0	2	2	6	
Bohonos	3	0	1	1	0	
Courville	3	1	0	1	0	
Stojanov	58	0	1	1	123	
Goaltender	GPI	MIN	GA	SO	AVG	W-L-T
Hirsch	41	2,338	114	1	2.93	17-14-6
McLean	45	2,645	156	2	3.54	15-21-9

RESULTS

No	Date	Opponent	Score	Record
1	Oct. 9	Detroit	3-5 L	0-1-0
2	Oct. 12	@ Los Angeles	7-7 T	0-1-1
3	Oct. 14	@ San Jose	7-6 W	1-1-1
4	Oct. 15	Los Angeles	3-3 T	1-1-2
5	Oct. 18	@ Anaheim	5-1 W	2-1-2
6	Oct. 21	@ Edmonton	4-6 L	2-2-2
7	Oct. 24	@ NY Rangers	2-5 L	2-3-2
8	Oct. 25	@ New Jersey	4-2 W	3-3-2
9	Oct. 28	Winnipeg	1-4 L	3-4-2
10	Oct. 30	San Jose	4-3 W	4-4-2
11	Nov. 1	Edmonton	3-3 T	4-4-3
12	Nov. 3	Toronto	4-4 T	4-4-4
13	Nov. 4	@ Calgary	4-4 T	4-4-5
14	Nov. 7	@ NY Islanders	5-2 W	5-4-5
15	Nov. 9	@ Chicago	2-5 L	5-5-5
16	Nov. 11	Colorado	4-8 L	5-6-5
17	Nov. 12	Montreal	2-4 L	5-7-5
18	Nov. 16	@ Florida	2-2 T	5-7-6
19	Nov. 18	@ Tampa Bay	4-5 OT L	5-8-6
20	Nov. 19	@ Philadelphia	2-3 OT L	5-9-6
21	Nov. 22	@ Dallas	3-4 L	5-10-6
22	Nov. 23	@ St. Louis	3-2 W	6-10-6
23	Nov. 25	@ San Jose	2-7 L	6-11-6
24	Nov. 29	Chicago	2-2 T	6-11-7
25	Dec. 1	San Jose	7-2 W	7-11-7
26	Dec. 5	Edmonton	6-2 W	8-11-7
27	Dec. 8	St. Louis	3-6 L	8-12-7
28	Dec. 9	@ Calgary	4-3 W	9-12-7
29	Dec. 13	@ Edmonton	2-2 T	9-12-8
30	Dec. 17	Ottawa	4-1 W	10-12-8
31	Dec. 18	@ Colorado	4-2 W	11-12-8
32	Dec. 20	@ Los Angeles	2-2 T	11-12-9
33	Dec. 22	@ Anaheim	6-2 W	12-12-9
34	Dec. 23	Detroit	0-1 L	12-13-9
35	Dec. 26	Calgary	2-4 L	12-14-9
36	Dec. 28	NY Rangers	2-3 L	12-15-9
37	Dec. 31	Philadelphia	5-5 T	12-15-10
38	Jan. 3	Florida	7-2 W	13-15-10
39	Jan. 6	Tampa Bay	9-2 W	14-15-10
40	Jan. 8	@ Pittsburgh	5-8 L	14-16-10
41	Jan. 10	@ Montreal	2-2 T	14-16-11

No	Date	Opponent	Score	Record
42	Jan. 13	@ Toronto	5-2 W	15-16-11
43	Jan. 15	@ Boston	6-0 W	16-16-11
44	Jan. 16	@ Hartford	0-3 L	16-17-11
45	Jan. 22	Dallas	4-6 L	16-18-11
46	Jan. 24	Anaheim	1-2 L	16-19-11
47	Jan. 25	@ Colorado	2-2 T	16-19-12
48	Jan. 27	NY Islanders	6-3 W	17-19-12
49	Jan. 30	New Jersey	2-3 OT L	17-20-12
50	Feb. 1	@ St. Louis	2-2 T	17-20-13
51	Feb. 2	@ Dallas	5-4 W	18-20-13
52	Feb. 4	@ Winnipeg	4-2 W	19-20-13
53	Feb. 7	Hartford	3-5 L	19-21-13
54	Feb. 9	@ Edmonton	3-2 OT W	20-21-13
55	Feb. 10	Washington	4-4 T	20-21-14
56	Feb. 13	Winnipeg	5-4 W	21-21-14
57	Feb. 15	Anaheim	5-3 W	22-21-14
58	Feb. 17	Boston	1-4 L	22-22-14
59	Feb. 19	@ Detroit	3-4 L	22-23-14
60	Feb. 20	@ Winnipeg	5-3 W	23-23-14
61	Feb. 23	San Jose	3-1 W	24-23-14
62	Feb. 27	Pittsburgh	4-7 L	24-24-14
63	Feb. 29	St. Louis	2-2 T	24-24-15
64	Mar. 2	@ Detroit	3-2 W	25-24-15
65	Mar. 3	@ Buffalo	3-0 W	26-24-15
66	Mar. 6	Buffalo	5-2 W	27-24-15
67	Mar. 9	Colorado	5-7 L	27-25-15
68	Mar. 12	@ Washington	0-9 L	27-26-15
69	Mar. 14	@ Chicago	1-5 L	27-27-15
70	Mar. 15	@ Ottawa	0-2 L	27-28-15
71	Mar. 17	@ Toronto	2-4 L	27-29-15
72	Mar. 19	Colorado	3-4 L	27-30-15
73	Mar. 22	Dallas	5-2 W	28-30-15
74	Mar. 23	Calgary	0-4 L	28-31-15
75	Mar. 25	Los Angeles	4-1 W	29-30-15
76	Mar. 27	Toronto	2-6 L	29-32-15
77	Mar. 29	Chicago	4-2 W	30-32-15
78	Apr. 1	Edmonton	2-6 L	30-33-15
79	Apr. 3	@ Calgary	3-4 L	30-34-15
80	Apr. 6	@ Los Angeles	4-2 W	31-34-15
81	Apr. 8	@ Anaheim	0-2 L	31-35-15
82	Apr. 13	Calgary	5-0 W	32-35-15

1996.97 SEASON RECORD

PACIFIC DIVISION FINISH

4th (77 Points)

COACH

Tom Renney

GM

Pat Quinn

CAPTAIN

Trevor Linden

SCORING

Player	GP	G	A	PTS	PIM	Player	GP	G	A	PTS	PIM
Mogilny	76	31	42	73	18	Staios	BOS 54	3	8	11	71
Gelinas	74	35	33	68	42		VAN 9	0	6	6	20
Bure	63	23	32	55	40	Joseph	63	3	13	16	62
Ridley	75	20	32	52	42	Brashear	MTL 10	0	0	0	38
Naslund	78	21	20	41	30		VAN 59	8	5	13	207
Linden	49	9	31	40	27	Odjick	70	5	8	13	371
Sillinger	78	17	20	37	25	Rohlin	40	2	8	10	8
Lumme	66	11	24	35	32	Wotton	36	3	6	9	19
Noonan	STL 13	2	5	7	0	Murzyn	61	1	7	8	118
	NYR 44	6	9	15	28	Semak	18	2	1	3	2
	VAN 16	4	8	12	6	Crowder	30	1	2	3	52
Courtall	47	9	19	28	24	Courville	19	0	2	2	11
Roberts	58	10	17	27	51	McLean	44	0	2	2	2
Babych	78	5	22	27	38	Hirsch	39	0	1	1	6
Tikkanen	62	12	15	27	66	Cullimore	3	0	0	0	2
Nemchinov	NYR 63	6	13	19	12	Namestnikov	2	0	0	0	4
	VAN 6	2	3	5	4	Fountain	6	0	0	0	0
Bohonos	36	11	11	22	10	Kucera	2	0	0	0	0
Aucoin	70	5	16	21	63						
Hedican	67	4	15	19	51						
Walker	64	3	15	18	132						

Goaltender	GPI	MIN	GA	SO	AVG	W-L-T
McLean	44	2,581	138	0	3.21	21-18-3
Hirsch	39	2,127	116	2	3.27	12-20-4
Fountain	6	245	14	1	3.43	2-2-0

RESULTS

No	Date	Opponent	Score	Record	No	Date	Opponent	Score	Record
1	Oct. 5	Calgary	3-1 W	1-0-0	42	Jan. 12	Anaheim	2-3 L	20-21-1
2	Oct. 6	@ Edmonton	0-2 L	1-1-0	43	Jan. 14	Florida	4-4 T	20-21-2
3	Oct. 9	Buffalo	1-2 L	1-2-0	44	Jan. 20*	San Jose	6-1 W	21-21-2
4	Oct. 12	St. Louis	5-3 W	2-2-0	45	Jan. 22	@ Chicago	4-3 OT W	22-21-2
5	Oct. 14	Boston	4-5 OT L	2-3-0	46	Jan. 23	@ St. Louis	3-4 L	22-22-2
6	Oct. 17	@ Dallas	6-1 W	3-3-0	47	Jan. 25	@ Phoenix	0-4 L	22-23-2
7	Oct. 19	@ Colorado	2-9 L	3-4-0	48	Jan. 27	San Jose	5-2 W	23-23-2
8	Oct. 23	Colorado	1-4 L	3-5-0	49	Jan. 30	NY Islanders	2-1 OT W	24-23-2
9	Oct. 26	Pittsburgh	2-1 W	4-5-0	50	Feb. 1	@ Calgary	0-3 L	24-24-2
10	Oct. 30	@ Anaheim	6-3 W	5-5-0	51	Feb. 3	@ Ottawa	4-6 L	24-25-2
11	Nov. 1	@ Edmonton	5-4 OT W	6-5-0	52	Feb. 4	@ Pittsburgh	4-6 L	24-26-2
12	Nov. 2	Calgary	4-3 W	7-5-0	53	Feb. 6	@ Detroit	7-4 W	25-26-2
13	Nov. 8	St. Louis	2-4 L	7-6-0	54	Feb. 8	@ Toronto	2-3 L	25-27-2
14	Nov. 11	@ NY Rangers	3-2 W	8-6-0	55	Feb. 11	Washington	2-5 L	25-28-2
15	Nov. 13	@ NY Islanders	4-5 OT L	8-7-0	56	Feb. 15	Anaheim	4-2 W	26-28-2
16	Nov. 14	@ New Jersey	3-0 W	9-7-0	57	Feb. 18	Toronto	5-6 L	26-29-2
17	Nov. 16	@ Montreal	1-6 L	9-8-0	58	Feb. 20	@ San Jose	6-1 W	27-29-2
18	Nov. 19	Dallas	2-0 W	10-8-0	59	Feb. 22	@ Los Angeles	0-4 L	27-30-2
19	Nov. 21	Chicago	2-1 OT W	11-8-0	60	Feb. 23	@ Anaheim	2-5 L	27-31-2
20	Nov. 23	NY Rangers	5-3 W	12-8-0	61	Feb. 25	Montreal	2-4 L	27-32-2
21	Nov. 26	@ Toronto	2-3 L	12-9-0	62	Feb. 27	Phoenix	6-2 W	28-32-2
22	Nov. 27	@ Hartford	6-2 W	13-9-0	63	Mar. 1	Los Angeles	0-3 L	28-33-2
23	Nov. 29	@ Boston	3-7 L	13-10-0	64	Mar. 3	@ Colorado	1-5 L	28-34-2
24	Dec. 1	@ Philadelphia	3-4 L	13-11-0	65	Mar. 5	Chicago	1-1 T	28-34-3
25	Dec. 3	@ Detroit	2-2 T	13-11-1	66	Mar. 8	Detroit	3-5 L	28-35-3
26	Dec. 4	@ Buffalo	7-6 OT W	14-11-1	67	Mar. 10	@ Chicago	2-2 T	28-35-4
27	Dec. 7	Ottawa	2-3 L	14-12-1	68	Mar. 11	@ Washington	1-4 L	28-36-4
28	Dec. 11	Colorado	1-6 L	14-13-1	69	Mar. 13	@ Florida	4-5 L	28-37-4
29	Dec. 13	@ Dallas	1-2 L	14-14-1	70	Mar. 15	@ Tampa Bay	5-2 W	29-37-4
30	Dec. 15	@ St. Louis	8-0 W	15-14-1	71	Mar. 18	@ Colorado	2-4 L	29-38-4
31	Dec. 18	New Jersey	1-2 L	15-15-1	72	Mar. 20	San Jose	1-2 L	29-39-4
32	Dec. 20	Detroit	3-2 W	16-51-1	73	Mar. 22	Tampa Bay	3-2 W	30-39-4
33	Dec. 23	Edmonton	0-7 L	16-16-1	74	Mar. 24	Los Angeles	2-2 T	30-39-5
34	Dec. 26	@ San Jose	1-6 L	16-17-1	75	Mar. 26	Anaheim	5-3 W	31-39-5
35	Dec. 27	@ Phoenix	4-7 L	16-18-1	76	Mar. 29	@ Calgary	5-2 W	32-39-5
36	Dec. 31	Philadelphia	3-5 L	16-19-1	77	Mar. 30	Dallas	2-3 L	32-40-5
37	Jan. 2	Los Angeles	4-3 W	17-19-1	78	Apr. 4	Calgary	3-3 T	32-40-6
38	Jan. 4	Toronto	7-3 W	18-19-1	79	Apr. 5	@ Edmonton	2-2 T	32-40-7
39	Jan. 6	@ Anaheim	5-1 W	19-19-1	80	Apr. 7	@ San Jose	3-2 W	33-40-7
40	Jan. 7	@ Los Angeles	2-6 L	19-20-1	81	Apr. 9	Phoenix	6-4 W	34-40-7
41	Jan. 10	Hartford	5-3 W	20-20-1	82	Apr. 12	Edmonton	5-4 W	35-40-7

* Rescheduled game (Dec. 29) due to weather

1997.98 SEASON RECORD

PACIFIC DIVISION FINISH

7th (64 Points)

COACH

Mike Keenan

GM

Pat Quinn

CAPTAIN

Mark Messier

SCORING

Player	GP	G	A	PTS	PIM
Bure	82	51	39	90	48
Messier	82	22	38	60	58
Mogilny	51	18	27	45	36
Naslund	76	14	20	34	56
Bertuzzi	NYI 52	7	11	18	58
	VAN 22	6	9	15	63
Lumme	74	9	21	30	34
Ohlund	77	7	23	30	76
Hedican	71	3	24	27	79
Noonan	82	10	15	25	62
Scatchard	76	13	11	24	165
McCabe	82	4	20	24	209
May	BUF 36	4	7	11	113
	VAN 27	9	3	12	41
Linden	42	7	14	21	49
Zezel	NJ 5	0	3	3	0
	VAN 25	5	12	17	2
Brashear	77	9	9	18	372
Ledyard	49	2	13	15	14
Walker	59	3	10	13	164
Babych	47	0	9	9	37
Gelinas	24	4	4	8	10
Murzyn	31	5	2	7	42
Staios	77	3	4	7	134
Aucoin	35	3	3	6	21

Player	GP	G	A	PTS	PIM	
Robertsson	30	2	4	6	24	
Huscroft	TB 44	0	3	3	122	
	VAN 7	0	1	1	55	
McAllister	36	1	2	3	106	
Bohonos	31	2	1	3	4	
Vaic	5	1	1	2	2	
Roberts	13	1	1	2	4	
Convery	7	0	2	2	0	
Strudwick	NYI 17	0	1	1	36	
	VAN 11	0	1	1	29	
Ciccone	13	0	1	1	47	
Hirsch	1	0	0	0	0	
Wotton	5	0	0	0	6	
Courville	11	0	0	0	5	
Irbe	41	0	0	0	2	
Snow	PHI 29	0	0	0	18	
	VAN 12	0	0	0	4	
McLean	29	0	0	0	0	
Goaltender	GPI	MIN	GA	SO	AVG	W-L-T
Irbe	41	1,999	91	2	2.73	14-11-6
Snow	PHI 29	1,651	67	1	2.43	14-9-4
	VAN 12	504	26	0	3.10	3-6-0
Burke	16	838	49	0	3.51	2-9-4
McLean	29	1,583	97	1	3.68	6-17-4
Hirsch	1	50	5	0	6.00	0-0-0

RESULTS

No	Date	Opponent	Score	Record
1	Oct. 4	Anaheim	3-2 W	1-0-0
2	Oct. 5	@ Anaheim	2-3 L	1-1-0
3	Oct. 9	Toronto	2-2 T	1-1-1
4	Oct. 11	NY Rangers	3-6 L	1-2-1
5	Oct. 13	Edmonton	3-0 W	2-2-1
6	Oct. 17	Boston	0-2 L	2-3-1
7	Oct. 19	Colorado	4-4 T	2-3-2
8	Oct. 21	@ Dallas	5-1 W	3-3-2
9	Oct. 23	@ St. Louis	1-4 L	3-4-2
10	Oct. 25	Pittsburgh	2-3 OT L	3-5-2
11	Oct. 26	Detroit	1-5 L	3-6-2
12	Oct. 29	@ Chicago	0-3 L	3-7-2
13	Oct. 30	@ New Jersey	1-8 L	3-8-2
14	Nov. 1	@ Pittsburgh	6-7 OT L	3-9-2
15	Nov. 3	@ Carolina	3-5 L	3-10-2
16	Nov. 4	@ Washington	1-2 L	3-11-2
17	Nov. 8	Anaheim	2-3 L	3-12-2
18	Nov. 11	@ Los Angeles	2-8 L	3-13-2
19	Nov. 12	@ San Jose	5-2 W	4-13-2
20	Nov. 14	@ Anaheim	3-3 T	4-13-3
21	Nov. 16	Carolina	4-1 W	5-13-3
22	Nov. 20	Phoenix	4-2 W	6-13-3
23	Nov. 22	Chicago	4-5 OT L	6-14-3
24	Nov. 25	@ NY Rangers	4-2 W	7-14-3
25	Nov. 28	@ Boston	5-2 W	8-14-3
26	Nov. 29	@ Toronto	4-2 W	9-14-3
27	Dec. 1	Detroit	3-3 T	9-14-4
28	Dec. 4	San Jose	2-3 L	9-15-4
29	Dec. 6	@ Colorado	4-6 L	9-16-4
30	Dec. 8	@ St. Louis	1-5 L	9-17-4
31	Dec. 9	@ Detroit	5-7 L	9-18-4
32	Dec. 13	Colorado	2-5 L	9-19-4
33	Dec. 15	Los Angeles	7-0 W	10-19-4
34	Dec. 17	@ Phoenix	5-1 W	11-19-4
35	Dec. 18	@ San Jose	0-0 T	11-19-5
36	Dec. 21	Chicago	0-5 L	11-20-5
37	Dec. 23	Dallas	1-3 L	11-21-5
38	Dec. 27	@ Dallas	3-3 T	11-21-6
39	Dec. 29	@ Los Angeles	2-5 L	11-22-6
40	Dec. 31	Philadelphia	0-8 L	11-23-6
41	Jan. 3	Montreal	2-4 L	11-24-6

No	Date	Opponent	Score	Record
42	Jan. 5	Los Angeles	3-2 W	12-24-6
43	Jan. 7	St. Louis	2-3 L	12-25-6
44	Jan. 8	@ Colorado	4-4 T	12-25-7
45	Jan. 10	Florida	2-2 T	12-25-8
46	Jan. 12	@ Chicago	2-3 L	12-26-8
47	Jan. 14	@ Detroit	0-4 L	12-27-8
48	Jan. 15	@ Buffalo	2-6 L	12-28-8
49	Jan. 21	Phoenix	1-6 L	12-29-8
50	Jan. 24	@ Calgary	2-5 L	12-30-8
51	Jan. 26	@ Phoenix	2-4 L	12-31-8
52	Jan. 28	@ Colorado	1-6 L	12-32-8
53	Jan. 30	New Jersey	3-1 W	12-32-8
54	Jan. 31	@ Edmonton	6-3 W	14-32-8
55	Feb. 2	Colorado	1-2 L	14-33-8
56	Feb. 6	Edmonton	5-4 W	15-33-8
57	Feb. 7	San Jose	6-3 W	16-33-8
58	Feb. 25	Anaheim	5-2 W	17-33-8
59	Feb. 27	@ Calgary	4-4 T	17-33-9
60	Feb. 28	Ottawa	6-4 W	18-33-9
61	Mar. 2	@ Los Angeles	2-2 T	18-33-10
62	Mar. 5	Calgary	2-6 L	18-34-10
63	Mar. 7	Tampa Bay	5-2 W	19-34-10
64	Mar. 9	St. Louis	0-4 L	19-35-10
65	Mar. 11	@ Montreal	2-2 T	19-35-11
66	Mar. 12	@ Philadelphia	2-3 L	19-36-11
67	Mar. 14	@ NY Islanders	6-2 W	20-36-11
68	Mar. 17	@ Florida	4-2 W	21-36-11
69	Mar. 18	@ Tampa Bay	2-4 L	21-37-11
70	Mar. 20	@ Ottawa	1-1 T	21-37-12
71	Mar. 21	@ Toronto	1-1 T	21-37-13
72	Mar. 24	NY Islanders	4-3 W	22-37-13
73	Mar. 26	Buffalo	2-5 L	22-38-13
74	Mar. 28	Washington	2-3 L	22-39-13
75	Apr. 1	Edmonton	4-2 W	23-39-13
76	Apr. 4	Dallas	5-3 W	24-39-13
77	Apr. 6	@ Edmonton	2-3 L	24-40-13
78	Apr. 9	@ Calgary	6-3 W	25-40-13
79	Apr. 11	@ San Jose	1-1 T	25-40-14
80	Apr. 15	Los Angeles	0-2 L	25-41-14
81	Apr. 17	Calgary	2-4 L	25-42-14
82	Apr. 19	Toronto	1-2 L	25-43-14

1998.99 SEASON RECORD

NORTHWEST DIVISION FINISH

4th (58 Points)

COACH

Mike Keenan,
Marc Crawford

GM

Brian Burke

CAPTAIN

Mark Messier

SCORING

Player	GP	G	A	PTS	PIM
Naslund	80	36	30	66	74
Messier	59	13	35	48	33
Mogilny	59	14	31	45	58
Muckalt	73	16	20	36	98
Ohlund	74	9	26	35	83
Aucoin	82	23	11	34	77
Gagner	FLA 36	4	10	14	39
	VAN 33	2	12	14	24
Jovanovski	FLA 41	3	13	16	82
	VAN 31	2	9	11	44
Scatchard	82	13	13	26	140
McCabe	69	7	14	21	120
Brashear	82	8	10	18	209
May	66	6	11	17	102
Bertuzzi	32	8	8	16	44
York	NYR 5	0	0	0	4
	PIT 2	0	0	0	0
	VAN 49	7	9	16	20
Zezel	41	6	8	14	16
Klutt	PHI 2	0	0	0	0
	VAN 73	4	10	14	12
Hedican	42	2	11	13	34
Hendrickson	35	2	3	5	30
	VAN 27	2	2	4	22

Player	GP	G	A	PTS	PIM
Convery	12	2	7	9	8
Schaefer	25	4	4	8	8
Baron	81	2	6	8	115
Holden	30	2	4	6	10
Robertsson	39	2	2	4	13
Strudwick	65	0	3	3	114
McAllister	28	1	1	2	63
Murzyn	12	0	2	2	21
Cooke	30	0	2	2	27
Staio	57	0	2	2	54
Sopel	5	1	0	1	4
Huscroft	26	0	1	1	63
Snow	65	0	1	1	34
Gordon	4	0	0	0	2
Weekes	11	0	0	0	0
Washburn	FLA 4	0	0	0	4
	VAN 8	0	0	0	2
Hirsch	20	0	0	0	0

Goaltender	GPI	MIN	GA	SO	AVG	W-L-T
Snow	65	3,501	171	6	2.93	20-31-8
Hirsch	20	919	48	1	3.13	3-8-3
Weekes	11	532	34	0	3.83	0-8-1

RESULTS

No	Date	Opponent	Score	Record
1	Oct. 12	Los Angeles	4-2 W	1-0-0
2	Oct. 14	Edmonton	1-4 L	1-1-0
3	Oct. 17	Toronto	4-1 W	2-1-0
4	Oct. 20	@ Carolina	1-3 L	2-2-0
5	Oct. 21	@ Washington	2-1 W	3-2-0
6	Oct. 23	@ Florida	5-0 W	4-2-0
7	Oct. 25	@ Tampa Bay	2-3 L	4-3-0
8	Oct. 27	@ Nashville	4-5 L	4-4-0
9	Oct. 30	Pittsburgh	2-2 T	4-4-1
10	Nov. 1	Washington	4-1 W	5-4-1
11	Nov. 2	@ Edmonton	3-5 L	5-5-1
12	Nov. 7	Nashville	5-3 W	6-5-1
13	Nov. 9	Los Angeles	3-4 L	6-6-1
14	Nov. 12	@ Calgary	4-3 W	7-6-1
15	Nov. 13	Anaheim	5-2 W	8-6-1
16	Nov. 15	Colorado	1-2 L	8-7-1
17	Nov. 18	@ Phoenix	2-4 L	8-8-1
18	Nov. 19	@ Colorado	5-0 W	9-8-1
19	Nov. 21	Detroit	2-4 L	9-9-1
20	Nov. 23	@ Ottawa	3-4 L	9-10-1
21	Nov. 25	@ Toronto	1-5 L	9-11-1
22	Nov. 27	@ Detroit	1-7 L	9-12-1
23	Nov. 29	@ Philadelphia	2-6 L	9-13-1
24	Dec. 1	@ Boston	1-1 T	9-13-2
25	Dec. 4	Dallas	4-1 W	10-13-2
26	Dec. 6	Phoenix	3-3 T	10-13-3
27	Dec. 9	@ Anaheim	4-4 T	10-13-4
28	Dec. 12	@ Los Angeles	0-3 L	10-14-4
29	Dec. 17	Colorado	2-1 W	11-14-4
30	Dec. 19	Nashville	4-6 L	11-15-4
31	Dec. 22	@ Calgary	5-3 W	12-15-4
32	Dec. 23	Calgary	5-2 W	13-15-4
33	Dec. 26	@ San Jose	0-2 L	13-16-4
34	Dec. 27	@ Edmonton	0-3 L	13-17-4
35	Dec. 29	Colorado	2-4 L	13-18-4
36	Dec. 31	Philadelphia	2-6 L	13-19-4
37	Jan. 2	Montreal	1-2 L	13-20-4
38	Jan. 4	@ St. Louis	0-4 L	13-21-4
39	Jan. 6	@ Dallas	4-6 L	13-22-4
40	Jan. 8	Florida	1-1 T	13-22-5
41	Jan. 10	Dallas	2-0 W	14-22-5

No	Date	Opponent	Score	Record
42	Jan. 14	Edmonton	1-3 L	14-23-5
43	Jan. 16	Detroit	2-2 T	14-23-6
44	Jan. 18	@ Dallas	5-3 W	15-23-6
45	Jan. 19	@ Nashville	1-4 L	15-24-6
46	Jan. 28	St. Louis	2-4 L	15-25-6
47	Jan. 30	Chicago	3-2 W	16-25-6
48	Feb. 1	Ottawa	0-1 L	16-26-6
49	Feb. 3	@ Montreal	1-2 L	16-27-6
50	Feb. 4	@ NY Rangers	4-8 L	16-28-6
51	Feb. 7	@ NY Islanders	3-3 T	16-28-7
52	Feb. 9	@ New Jersey	4-3 W	17-28-7
53	Feb. 11	@ Pittsburgh	5-6 OT L	17-29-7
54	Feb. 13	Boston	3-1 W	18-29-7
55	Feb. 15	@ St. Louis	1-8 L	18-30-7
56	Feb. 17	@ Chicago	0-4 L	18-31-7
57	Feb. 20	Anaheim	1-5 L	18-32-7
58	Feb. 23	@ Colorado	4-4 T	18-32-8
59	Feb. 24	@ San Jose	1-1 T	18-32-9
60	Feb. 26	Carolina	1-0 W	19-32-9
61	Feb. 28	Buffalo	0-2 L	19-33-9
62	Mar. 3	San Jose	3-4 L	19-34-9
63	Mar. 5	Calgary	1-5 L	19-35-9
64	Mar. 7	Chicago	2-2 T	19-35-10
65	Mar. 10	@ Anaheim	4-4 T	19-35-11
66	Mar. 11	@ Phoenix	3-0 W	20-35-11
67	Mar. 13	@ Los Angeles	1-3 L	20-36-11
68	Mar. 15	New Jersey	1-2 L	20-37-11
69	Mar. 19	NY Islanders	1-3 L	20-38-11
70	Mar. 20	@ Edmonton	3-4 L	20-39-11
71	Mar. 24	@ Colorado	2-5 L	20-40-11
72	Mar. 25	St. Louis	1-4 L	20-41-11
73	Mar. 27	Montreal	5-1 W	21-41-11
74	Mar. 29	Phoenix	1-0 W	22-41-11
75	Mar. 31	Toronto	5-6 L	22-42-11
76	Apr. 2	San Jose	0-7 L	22-43-11
77	Apr. 3	@ San Jose	2-5 L	22-44-11
78	Apr. 5	@ Chicago	1-2 L	22-45-11
79	Apr. 7	@ Detroit	1-6 L	22-46-11
80	Apr. 10	Edmonton	1-1 T	22-46-12
81	Apr. 12	@ Calgary	2-0 W	23-46-12
82	Apr. 14	Calgary	4-5 L	23-47-12

1999.00 SEASON RECORD

NORTHWEST DIVISION FINISH

3rd (83 Points)

COACH

Marc Crawford

GM

Brian Burke

CAPTAIN

Mark Messier

SCORING

Player	GP	G	A	PTS	PIM
Naslund	82	27	38	65	64
Cassels	79	17	45	62	16
Messier	66	17	37	54	30
Bertuzzi	80	25	25	50	126
Morrison	56	7	28	35	18
Schaefer	71	16	15	31	20
Jovanovski	75	5	21	26	54
Aucoin	57	10	14	24	30
Hawgood	79	5	17	22	26
Klatt	47	10	10	20	26
Ohlund	42	4	16	20	24
Kariya	45	8	11	19	22
York	54	4	13	17	20
May	59	9	7	16	90
Druken	33	7	9	16	10
Brashear	60	11	2	13	136
Cooke	51	5	7	12	39
Baron	81	2	10	12	67
Pederson	47	6	5	11	18
Sharifjanov	37	5	5	10	22
Hendrickson	40	5	4	9	14

Player	GP	G	A	PTS	PIM
Chubarov	49	1	8	9	10
Sopel	18	2	4	6	12
Holden	6	1	5	6	2
O'Sullivan	11	0	5	5	2
Strudwick	63	1	3	4	64
Komarniski	18	1	1	2	8
Snow	32	0	2	2	8
Potvin	56	0	2	2	4
Ruutu	8	0	1	1	6
Bodger	13	0	1	1	4
Leeb	2	0	0	0	2
Michaud	2	0	0	0	0
Bonni	3	0	0	0	0
Vaic	4	0	0	0	0
Schwab	6	0	0	0	2

Goaltender	GPI	MIN	GA	SO	AVG	W-L-T
Potvin	34	1,966	85	0	2.59	12-13-7
Snow	32	1,712	76	0	2.66	10-15-3
Weekes	20	987	47	1	2.86	6-7-4
Schwab	6	269	16	0	3.57	2-1-1
Michaud	2	69	5	0	4.35	0-1-0

RESULTS

No	Date	Opponent	Score	Re cord
1	Oct. 2	NY Rangers	2-1 W	1-0-0-0
2	Oct. 6	Chicago	5-4 W	2-0-0-0
3	Oct. 9	Montreal	4-1 W	3-0-0-0
4	Oct. 13	Calgary	3-4 OT L	3-0-0-1
5	Oct. 15	Carolina	1-4 L	3-1-0-1
6	Oct. 16	@ Calgary	4-4 T	3-1-1-1
7	Oct. 19	@ Tampa Bay	6-5 OT W	4-1-1-1
8	Oct. 20	@ Florida	2-5 L	4-2-1-1
9	Oct. 23	@ NY Islanders	2-2 T	4-2-2-1
10	Oct. 24	@ NY Rangers	3-0 W	5-2-2-1
11	Oct. 26	@ Philadelphia	5-2 W	6-2-2-1
12	Oct. 28	Phoenix	1-4 L	6-3-2-1
13	Oct. 30	Nashville	4-1 W	7-3-2-1
14	Nov. 5	Florida	3-2 W	8-3-2-1
15	Nov. 7	St. Louis	1-6 L	8-4-2-1
16	Nov. 9	San Jose	4-4 T	8-4-3-1
17	Nov. 12	@ Phoenix	3-2 W	9-4-3-1
18	Nov. 15	Colorado	2-2 T	9-4-4-1
19	Nov. 17	Detroit	2-7 L	9-5-4-1
20	Nov. 20	@ Nashville	3-1 W	10-5-4-1
21	Nov. 22	@ Atlanta	3-6 L	10-6-4-1
22	Nov. 24	@ Carolina	1-1 T	10-6-5-1
23	Nov. 26	@ Boston	2-2 T	10-6-6-1
24	Nov. 27	@ Montreal	1-2 L	10-7-6-1
25	Nov. 30	Colorado	2-4 L	10-8-6-1
26	Dec. 2	Edmonton	3-2 OT W	11-8-6-1
27	Dec. 4	@ Edmonton	2-3 L	11-9-6-1
28	Dec. 6	@ Colorado	2-5 L	11-10-6-1
29	Dec. 8	@ Anaheim	2-2 T	11-10-7-1
30	Dec. 10	@ Calgary	2-3 L	11-11-7-1
31	Dec. 12	Colorado	2-3 OT L	11-11-7-2
32	Dec. 16	Ottawa	1-2 L	11-12-7-2
33	Dec. 18	Dallas	2-4 L	11-13-7-2
34	Dec. 22	Washington	6-3 W	12-13-7-2
35	Dec. 26	Calgary	0-2 L	12-14-7-2
36	Dec. 29	Philadelphia	2-3 OT L	12-14-7-3
37	Jan. 2	@ Calgary	2-4 L	12-15-7-3
38	Jan. 5	Tampa Bay	3-3 T	12-15-8-3
39	Jan. 7	@ Dallas	3-1 W	13-15-8-3
40	Jan. 8	@ St. Louis	2-4 L	13-16-8-3
41	Jan. 12	@ Chicago	2-3 OT L	13-16-8-4

No	Date	Opponent	Score	Record
42	Jan. 13	@ Nashville	4-3 OT W	14-16-8-4
43	Jan. 15	Dallas	1-2 L	14-17-8-4
44	Jan. 17	Toronto	4-5 OT L	14-17-8-5
45	Jan. 19	Detroit	3-3 T	14-17-9-5
46	Jan. 22	@ Edmonton	3-3 T	14-17-10-5
47	Jan. 23	Nashville	1-2 L	14-18-10-5
48	Jan. 25	Edmonton	4-5 OT L	14-18-10-6
49	Jan. 28	San Jose	4-1 W	15-18-10-6
50	Jan. 30	Chicago	1-3 L	15-19-10-6
51	Feb. 1	@ Colorado	1-2 L	15-20-10-6
52	Feb. 3	St. Louis	2-5 L	15-21-10-6
53	Feb. 9	Calgary	4-3 OT W	16-21-10-6
54	Feb. 12	@ Toronto	4-1 W	17-21-10-6
55	Feb. 14	@ Pittsburgh	0-3 L	17-22-10-6
56	Feb. 16	@ Detroit	2-5 L	17-23-10-6
57	Feb. 17	@ Buffalo	2-1 W	18-23-10-6
58	Feb. 19	@ Ottawa	3-1 W	19-23-10-6
59	Feb. 21	Boston	5-2 W	20-23-10-6
60	Feb. 23	@ Anaheim	4-4 T	20-23-11-6
61	Feb. 25	Los Angeles	2-5 L	20-24-11-6
62	Feb. 27	Phoenix	2-1 W	21-24-11-6
63	Feb. 29	@ Los Angeles	1-1 T	21-24-12-6
64	Mar. 2	Anaheim	3-1 W	22-24-12-6
65	Mar. 4	New Jersey	4-2 W	23-24-12-6
66	Mar. 6	Toronto	5-6 OT L	23-24-12-7
67	Mar. 8	@ Dallas	3-3 T	23-24-13-7
68	Mar. 9	@ St. Louis	2-2 T	23-24-14-7
69	Mar. 11	@ Phoenix	0-5 L	23-25-14-7
70	Mar. 13	@ Los Angeles	2-3 OT L	23-25-14-8
71	Mar. 16	Buffalo	6-3 W	24-25-14-8
72	Mar. 18	Ottawa	6-1 W	25-25-14-8
73	Mar. 20	@ Colorado	3-2 W	26-25-14-8
74	Mar. 22	@ San Jose	3-4 L	26-26-14-8
75	Mar. 24	Anaheim	8-1 W	27-26-14-8
76	Mar. 25	@ Edmonton	3-2 W	28-26-14-8
77	Mar. 29	@ Detroit	3-6 L	28-27-14-8
78	Mar. 31	@ Nashville	1-2 L	28-28-14-8
79	Apr. 2	@ Chicago	3-2 W	29-28-14-8
80	Apr. 5	Los Angeles	1-1 T	29-28-15-8
81	Apr. 7	Edmonton	4-5 OT L	29-29-15-8
82	Apr. 9	@ San Jose	5-2 W	30-29-15-8

2000.01 SEASON RECORD

NORTHWEST DIVISION FINISH

3rd (90 Points)

COACH

Marc Crawford

GM

Brian Burke

CAPTAIN

Markus Naslund

SCORING

Player	GP	G	A	PTS	PIM
Naslund	72	41	34	75	58
Cassels	66	12	44	56	10
Bertuzzi	79	25	30	55	93
Morrison	82	16	38	54	42
Jovanovski	79	12	35	47	102
Schaefer	82	16	20	36	22
D. Sedin	75	20	14	34	24
Klatt	77	13	20	33	31
Druken	55	15	15	30	14
H. Sedin	82	9	20	29	38
Brashear	79	9	19	28	145
Ohlund	65	8	20	28	46
Cooke	81	14	13	27	94
Berehowsky	VAN 14	1	1	2	21
	NSH 66	6	18	24	100
Sopel	52	4	10	14	10
Lachance	76	3	11	14	46
Pederson	61	4	8	12	65
Baron	82	3	8	11	63

Player	GP	G	A	PTS	PIM	
Stapleton	VAN 18	1	2	3	8	
	NYI 35	1	4	5	2	
Hawgood	16	2	5	7	6	
Kariya	17	1	6	7	8	
Ruutu	21	3	3	6	32	
Helmer	20	2	4	6	18	
Strudwick	60	1	4	5	64	
Holden	10	1	0	1	0	
Allen	6	0	0	0	0	
Chubarov	1	0	0	0	0	
Cloutier	VAN 16	0	0	0	0	
	TB 24	0	0	0	4	
Essensa	39	0	0	0	4	
Brown	1	0	0	0	5	
Goaltender	GPI	MIN	GA	SO	AVG	W-L-T
Cloutier	16	914	37	0	2.43	4-6-5
Essensa	39	2,059	92	1	2.68	18-12-3
Potvin	35	2,006	103	1	3.08	14-17-3

RESULTS

No	Date	Opponent	Score	Record
1	Oct. 5	@ Philadelphia	3-6 L	0-1-0-0
2	Oct. 6	@ Florida	4-3 W	1-1-0-0
3	Oct. 8	@ Tampa Bay	5-4 W	2-1-0-0
4	Oct. 12	Colorado	2-5 L	2-2-0-0
5	Oct. 14	Buffalo	4-0 W	3-2-0-0
6	Oct. 16	Toronto	5-2 W	4-2-0-0
7	Oct. 18	Calgary	4-1 W	5-2-0-0
8	Oct. 21	Phoenix	2-3 OT L	5-2-0-1
9	Oct. 24	@ Nashville	4-4 T	5-2-1-1
10	Oct. 25	@ Dallas	6-2 W	6-2-1-1
11	Oct. 27	Atlanta	1-1 T	6-2-2-1
12	Nov. 1	Colorado	4-3 W	7-2-2-1
13	Nov. 3	Pittsburgh	2-4 L	7-3-2-1
14	Nov. 5	San Jose	2-2 T	7-3-3-1
15	Nov. 8	@ Anaheim	7-2 W	8-3-3-1
16	Nov. 9	@ Los Angeles	0-2 L	8-4-3-1
17	Nov. 11	St. Louis	2-5 L	8-5-3-1
18	Nov. 14	Chicago	4-2 W	9-5-3-1
19	Nov. 17	NY Rangers	4-3 W	10-5-3-1
20	Nov. 19	@ Columbus	6-1 W	11-5-3-1
21	Nov. 21	@ St. Louis	4-3 W	12-5-3-1
22	Nov. 22	@ Washington	2-3 OT L	12-5-3-2
23	Nov. 24	@ Detroit	2-3 L	12-6-3-2
24	Nov. 26	@ Minnesota	2-4 L	12-7-3-2
25	Nov. 28	Anaheim	4-1 W	13-7-3-2
26	Nov. 30	Montreal	3-4 L	13-8-3-2
27	Dec. 2	Edmonton	5-2 W	14-8-3-2
28	Dec. 4	Nashville	6-3 W	15-8-3-2
29	Dec. 6	@ Phoenix	1-1 T	15-8-4-2
30	Dec. 8	@ San Jose	6-1 W	16-8-4-2
31	Dec. 10	Los Angeles	1-2 L	16-9-4-2
32	Dec. 16	Columbus	4-3 W	17-9-4-2
33	Dec. 20	@ Edmonton	2-3 OT L	17-9-4-3
34	Dec. 21	@ Chicago	4-6 L	17-10-4-3
35	Dec. 23	@ Colorado	2-3 OT L	17-10-4-4
36	Dec. 27	Montreal	3-2 W	18-10-4-4
37	Dec. 29	@ Calgary	0-5 L	18-11-4-4
38	Dec. 30	@ San Jose	6-3 W	19-11-4-4
39	Jan. 1	@ Nashville	5-2 W	20-11-4-4
40	Jan. 3	@ Chicago	0-6 L	20-12-4-4
41	Jan. 6	Columbus	4-3 W	21-12-4-4

No	Date	Opponent	Score	Record
42	Jan. 8	Nashville	2-1 W	22-12-4-4
43	Jan. 10	Ottawa	1-5 L	22-13-4-4
44	Jan. 12	@ Edmonton	3-2 W	23-13-4-4
45	Jan. 14	Calgary	5-1 W	24-13-4-4
46	Jan. 16	Detroit	2-4 L	24-14-4-4
47	Jan. 18	@ Colorado	3-7 L	24-15-4-4
48	Jan. 20	@ St. Louis	0-3 L	24-16-4-4
49	Jan. 22	@ Dallas	1-2 L	24-17-4-4
50	Jan. 24	Phoenix	6-2 W	25-17-4-4
51	Jan. 27	@ Calgary	5-3 W	26-17-4-4
52	Jan. 28	Chicago	2-6 L	26-18-4-4
53	Jan. 30	Minnesota	3-2 W	27-18-4-4
54	Feb. 1	Colorado	5-3 W	28-18-4-4
55	Feb. 8	San Jose	0-0 T	28-18-5-4
56	Feb. 10	Calgary	1-4 L	28-19-5-4
57	Feb. 14	Washington	3-4 OT L	28-19-5-5
58	Feb. 17	@ Edmonton	6-5 W	29-19-5-5
59	Feb. 18	NY Islanders	3-2 W	30-19-5-5
60	Feb. 21	@ Montreal	2-1 W	31-19-5-5
61	Feb. 22	@ Toronto	1-4 L	31-20-5-5
62	Feb. 24	@ Ottawa	0-3 L	31-21-5-5
63	Feb. 26	@ Minnesota	5-2 W	32-21-5-5
64	Feb. 28	Dallas	5-4 W	33-21-5-5
65	Mar. 2	St. Louis	3-2 W	34-21-5-5
66	Mar. 4	Minnesota	3-4 OT L	34-21-5-6
67	Mar. 6	@ Detroit	3-4 L	34-22-5-6
68	Mar. 8	Phoenix	2-3 OT L	34-22-5-7
69	Mar. 10	Toronto	3-3 T	34-22-6-7
70	Mar. 13	@ Detroit	2-2 T	34-22-7-7
71	Mar. 15	@ Boston	2-2 T	34-22-8-7
72	Mar. 16	@ Buffalo	4-2 L	34-23-8-7
73	Mar. 18	@ Atlanta	5-3 W	35-23-8-7
74	Mar. 21	@ Columbus	1-1 T	35-23-9-7
75	Mar. 23	@ New Jersey	0-4 L	35-24-9-7
76	Mar. 25	@ Minnesota	2-2 T	35-24-10-7
77	Mar. 28	Dallas	1-3 L	35-25-10-7
78	Mar. 30	Anaheim	2-2 T	35-25-11-7
79	Apr. 1	@ Anaheim	1-2 L	35-26-11-7
80	Apr. 2	@ Los Angeles	1-3 L	35-27-11-7
81	Apr. 5	Los Angeles	3-2 W	36-27-11-7
82	Apr. 7	Edmonton	2-4 L	36-28-11-7

2001.02 SEASON RECORD

NORTHWEST DIVISION FINISH

2nd (94 Points)

COACH

Marc Crawford

GM

Brian Burke

CAPTAIN

Markus Naslund

SCORING

Player	GP	G	A	PTS	PIM
Naslund	81	40	50	90	50
Bertuzzi	72	36	49	85	110
Morrison	82	23	44	67	26
Cassels	53	11	39	50	22
Jovanovski	82	17	31	48	101
Linden	VAN 64	12	22	34	65
	WSH 16	1	2	3	6
Ohlund	81	10	26	36	56
H. Sedin	82	16	20	36	36
Cooke	82	13	20	33	111
D. Sedin	79	9	23	32	32
Hlavac	VAN 46	9	12	21	10
	PHI 31	7	3	10	8
Letowski	VAN 42	7	10	17	15
	PHX 33	2	6	8	4
Sopel	66	8	17	25	44
Klatt	34	8	7	15	10
Lachance	81	1	10	11	50
Helmer	40	5	5	10	53
Chubarov	51	5	5	10	10
Warriner	VAN 14	2	4	6	12
	PHX 18	0	3	3	8

Player	GP	G	A	PTS	PIM	
Ruutu	49	2	7	9	74	
Druken	27	4	4	8	6	
Kurtz	27	3	5	8	14	
Baron	61	1	6	7	68	
Strudwick	44	2	4	6	96	
Vasiljevs	18	3	2	5	2	
Kariya	3	0	1	1	2	
Auld	1	0	1	1	0	
Holden	8	0	0	0	2	
Allen	11	0	0	0	6	
Tezikov	2	0	0	0	0	
Leeb	2	0	0	0	0	
Bouck	PHX 7	0	0	0	4	
Brown	15	0	0	0	72	
Cloutier	62	0	0	0	20	
Skudra	23	0	0	0	2	
Brochu	6	0	0	0	0	
Goaltender	GPI	MIN	GA	SO	AVG	W-L-T
Auld	1	59	2	0	2.03	1-0-0
Skudra	23	1,165	47	2	2.42	10-8-2
Cloutier	62	3,501	142	7	2.43	31-22-5
Brochu	6	216	15	1	4.17	0-3-0

RESULTS

No	Date	Opponent	Score	Record
1	Oct. 4	Chicago	4-5 L	0-1-0-0
2	Oct. 6	Detroit	1-4 L	0-2-0-0
3	Oct. 9	@ Colorado	4-5 L	0-3-0-0
4	Oct. 11	@ Dallas	4-1 W	1-3-0-0
5	Oct. 13	Colorado	4-0 W	2-3-0-0
6	Oct. 16	Florida	2-2 T	2-3-1-0
7	Oct. 18	Toronto	5-6 L	2-4-1-0
8	Oct. 20	@ Phoenix	2-5 L	2-5-1-0
9	Oct. 21	@ Anaheim	1-3 L	2-6-1-0
10	Oct. 23	Nashville	4-2 W	3-6-1-0
11	Oct. 25	@ Colorado	1-4 L	3-7-1-0
12	Oct. 27	@ Edmonton	2-3 L	3-8-1-0
13	Oct. 30	Columbus	3-1 W	4-8-1-0
14	Nov. 1	Montreal	4-0 W	5-8-1-0
15	Nov. 3	@ San Jose	1-5 L	5-9-1-0
16	Nov. 6	@ Columbus	3-2 W	6-9-1-0
17	Nov. 8	@ St. Louis	1-3 L	6-10-1-0
18	Nov. 9	@ Chicago	1-3 L	6-11-1-0
19	Nov. 11	@ Minnesota	5-0 W	7-11-1-0
20	Nov. 13	Chicago	3-2 W	8-11-1-0
21	Nov. 15	St. Louis	2-1 W	9-11-1-0
22	Nov. 17	Edmonton	2-2 T	9-11-2-0
23	Nov. 20	@ Ottawa	0-3 L	9-12-2-0
24	Nov. 21	@ Pittsburgh	4-1 W	10-12-2-0
25	Nov. 23	@ Boston	2-3 L	10-13-2-0
26	Nov. 25	@ Philadelphia	4-1 W	11-13-2-0
27	Nov. 27	@ Minnesota	1-2 L	11-14-2-0
28	Nov. 28	@ Chicago	3-3 T	11-14-3-0
29	Nov. 30	Colorado	2-5 L	11-15-3-0
30	Dec. 2	Dallas	2-4 L	11-16-3-0
31	Dec. 6	Anaheim	3-2 W	12-16-3-0
32	Dec. 8	San Jose	1-5 L	12-17-3-0
33	Dec. 10	Tampa Bay	1-1 T	12-17-4-0
34	Dec. 12	@ Anaheim	1-0 W	13-17-4-0
35	Dec. 13	@ Los Angeles	3-6 L	13-18-4-0
36	Dec. 15	Detroit	3-0 W	14-18-4-0
37	Dec. 19	@ Detroit	1-4 L	14-19-4-0
38	Dec. 20	@ Nashville	2-6 L	14-20-4-0
39	Dec. 22	Minnesota	1-2 L	14-21-4-0
40	Dec. 27	Calgary	4-2 W	15-21-4-0
41	Dec. 29	New Jersey	4-2 W	16-21-4-0

No	Date	Opponent	Score	Record
42	Dec. 31	Philadelphia	1-2 L	16-22-4-0
43	Jan. 3	Montreal	5-2 W	17-22-4-0
44	Jan. 5	@ Edmonton	4-3 W	18-22-4-0
45	Jan. 8	@ Buffalo	2-3 L	18-23-4-0
46	Jan. 9	@ Detroit	4-5 OT L	18-23-4-1
47	Jan. 12	Carolina	7-1 W	19-23-4-1
48	Jan. 15	Pittsburgh	5-2 W	20-23-4-1
49	Jan. 17	@ St. Louis	4-5 L	20-24-4-1
50	Jan. 19	@ Washington	5-1 W	21-24-4-1
51	Jan. 21	@ Carolina	7-5 W	22-24-4-1
52	Jan. 23	@ Dallas	4-2 W	23-24-4-1
53	Jan. 25	Toronto	6-1 W	24-24-4-1
54	Jan. 26	@ Calgary	2-0 W	25-24-4-1
55	Jan. 28	Nashville	5-1 W	26-24-4-1
56	Jan. 30	Edmonton	2-2 T	26-24-5-1
57	Feb. 4	Phoenix	4-2 W	27-24-5-1
58	Feb. 8	@ Calgary	4-1 W	28-24-5-1
59	Feb. 9	Calgary	3-4 L	28-25-5-1
60	Feb. 12	Boston	1-2 OT L	28-25-6-1
61	Feb. 26	St. Louis	4-4 T	28-25-6-2
62	Feb. 28	Dallas	3-4 OT L	28-25-6-3
63	Mar. 2	Minnesota	6-3 W	29-25-6-3
64	Mar. 7	@ Phoenix	1-6 L	29-26-6-3
65	Mar. 9	@ San Jose	0-2 L	29-27-6-3
66	Mar. 10	San Jose	4-7 L	29-28-6-3
67	Mar. 12	@ Nashville	5-0 W	30-28-6-3
68	Mar. 14	@ Columbus	5-1 W	31-28-6-3
69	Mar. 16	@ Atlanta	4-2 W	32-28-6-3
70	Mar. 17	@ New Jersey	3-2 W	33-28-6-3
71	Mar. 19	@ NY Rangers	3-1 W	34-28-6-3
72	Mar. 21	@ NY Islanders	2-3 L	34-29-6-3
73	Mar. 24	Edmonton	0-2 L	34-30-6-3
74	Mar. 26	Los Angeles	4-0 W	35-30-6-3
75	Mar. 28	Columbus	4-3 W	36-30-6-3
76	Mar. 30	Anaheim	4-1 W	37-30-6-3
77	April 2	@ Los Angeles	4-4 T	37-30-7-3
78	April 5	Minnesota	5-4 W	38-30-7-3
79	April 7	Phoenix	4-3 W	39-30-7-3
80	April 9	@ Colorado	2-1 W	40-30-7-3
81	April 11	Los Angeles	5-2 W	41-30-7-3
82	April 13	@ Calgary	4-1 W	42-30-7-3

2002.03 SEASON RECORD

NORTHWEST DIVISION FINISH

2nd (104 Points)

COACH

Marc Crawford

GM

Brian Burke

CAPTAIN

Markus Naslund

SCORING

Player	GP	G	A	PTS	PIM	Player	GP	G	A	PTS	PIM
Naslund	82	48	56	104	52	Reid	7	2	3	5	0
Bertuzzi	82	46	51	97	144	Ruutu	36	2	2	4	66
Morrison	82	25	46	71	36	Baumgartner	8	1	2	3	4
Jovanovski	67	6	40	46	113	Cloutier	57	0	3	3	24
Cooke	82	15	27	42	82	King	8	0	2	2	0
Linden	71	19	22	41	30	Langdon	VAN 45	0	1	1	143
H. Sedin	78	8	31	39	38	CAR 9	0	0	0	0	16
Sopel	81	7	30	37	23	Fedorov	7	0	1	1	4
D. Sedin	79	14	17	31	34	Skudra	23	0	1	1	0
Salo	79	9	21	30	10	Kavanagh	3	1	0	1	2
Klutt	82	16	13	29	8	Auld	7	0	0	0	0
Ohlund	59	2	27	29	42	Helmer	2	0	0	0	0
Letowski	78	11	14	25	36	Komarniski	1	0	0	0	2
Malik	VAN 69	7	11	18	52	Jokela	1	0	0	0	0
Chubarov	CAR 10	0	2	2	16	Moss	1	0	0	0	0
Lindgren	62	7	13	20	6						
Allen	54	5	9	14	18						
May	48	5	3	8	73						
Baron	VAN 3	0	0	0	10						
	PHX 20	3	4	7	32						
	78	2	4	6	62						

RESULTS

No	Date	Opponent	Score	Record	No	Date	Opponent	Score	Record
1	Oct. 10	@ Calgary	3-0 W	1-0-0-0	42	Jan. 10	Columbus	2-3 L	25-12-5-0
2	Oct. 12	San Jose	5-3 W	2-0-0-0	43	Jan. 11	@ San Jose	0-3 L	25-13-5-0
3	Oct. 14	Calgary	2-3 L	2-1-0-0	44	Jan. 14	Nashville	4-3 W	26-13-5-0
4	Oct. 16	Boston	3-6 L	2-2-0-0	45	Jan. 16	@ Minnesota	2-5 L	26-14-5-0
5	Oct. 18	@ Anaheim	2-2 T	2-2-1-0	46	Jan. 17	@ Chicago	4-2 W	27-14-5-0
6	Oct. 19	@ Los Angeles	2-2 T	2-2-2-0	47	Jan. 19	@ Detroit	4-1 W	28-14-5-0
7	Oct. 21	@ San Jose	5-2 W	3-2-2-0	48	Jan. 21	@ Nashville	2-3 L	28-15-5-0
8	Oct. 24	Anaheim	2-2 T	3-2-3-0	49	Jan. 24	Detroit	2-5 L	28-16-5-0
9	Oct. 26	Dallas	1-4 L	3-3-3-0	50	Jan. 26	Phoenix	1-0 W	29-16-5-0
10	Oct. 29	Buffalo	1-1 T	3-3-4-0	51	Jan. 28	Minnesota	2-2 T	29-16-6-0
11	Oct. 31	Colorado	1-5 L	3-4-4-0	52	Jan. 30	Edmonton	3-3 T	29-16-7-0
12	Nov. 2	@ Minnesota	4-2 W	4-4-4-0	53	Feb. 4	@ Pittsburgh	3-2 W	30-16-7-0
13	Nov. 4	@ Colorado	4-2 W	5-4-4-0	54	Feb. 5	@ Columbus	4-4 T	30-16-8-0
14	Nov. 6	@ Dallas	4-4 L	5-5-4-0	55	Feb. 7	@ Buffalo	4-2 W	31-16-8-0
15	Nov. 9	@ Phoenix	5-2 W	6-5-4-0	56	Feb. 10	Chicago	2-1 W	32-16-8-0
16	Nov. 12	St. Louis	6-3 W	7-5-4-0	57	Feb. 13	Colorado	2-1 W	33-16-8-0
17	Nov. 14	Los Angeles	3-2 W	8-5-4-0	58	Feb. 15	@ Calgary	2-2 T	33-16-9-0
18	Nov. 16	NY Rangers	3-1 W	9-5-4-0	59	Feb. 18	@ Detroit	4-3 W	34-16-9-0
19	Nov. 20	Chicago	5-3 W	10-5-4-0	60	Feb. 20	@ St. Louis	4-2 W	35-16-9-0
20	Nov. 22	Detroit	4-1 W	11-5-4-0	61	Feb. 22	@ Edmonton	3-2 W	36-16-9-0
21	Nov. 25	@ Minnesota	2-1 W	12-5-4-0	62	Feb. 23	Columbus	7-2 W	37-16-9-0
22	Nov. 27	@ Carolina	3-2 W	13-5-4-0	63	Feb. 25	Atlanta	8-0 W	38-16-9-0
23	Nov. 29	@ Tampa Bay	5-3 W	14-5-4-0	64	Feb. 27	San Jose	2-3 L	38-17-9-0
24	Nov. 30	@ Florida	5-2 W	15-5-4-0	65	Mar. 1	@ Montreal	1-1 T	38-17-10-0
25	Dec. 3	@ NY Islanders	1-2 L	15-6-4-0	66	Mar. 3	@ Boston	6-4 W	39-17-10-0
26	Dec. 4	@ New Jersey	3-2 W	16-6-4-0	67	Mar. 4	@ Philadelphia	0-3 L	39-18-10-0
27	Dec. 7	Minnesota	2-4 L	16-7-4-0	68	Mar. 6	@ Columbus	4-5 OT L	39-18-10-1
28	Dec. 9	Calgary	1-2 L	16-8-4-0	69	Mar. 8	@ Toronto	3-3 T	39-18-11-1
29	Dec. 11	Colorado	3-1 W	17-8-4-0	70	Mar. 11	NY Islanders	4-3 W	40-18-11-1
30	Dec. 14	@ Edmonton	6-3 W	18-8-4-0	71	Mar. 13	St. Louis	4-4 T	40-18-12-1
31	Dec. 15	Calgary	3-3 T	18-8-5-0	72	Mar. 15	Toronto	0-1 L	40-19-12-1
32	Dec. 17	@ Chicago	2-3 L	18-9-5-0	73	Mar. 17	@ Dallas	4-2 W	41-19-12-1
33	Dec. 19	@ Nashville	3-1 W	19-9-5-0	74	Mar. 18	@ St. Louis	4-6 L	41-20-12-1
34	Dec. 21	Edmonton	4-3 W	20-9-5-0	75	Mar. 20	Nashville	7-3 W	42-20-12-1
35	Dec. 23	@ Colorado	3-5 L	20-10-5-0	76	Mar. 23	Washington	6-0 W	43-20-12-1
36	Dec. 26	@ Edmonton	4-2 W	21-10-5-0	77	Mar. 25	Dallas	3-4 L	43-21-12-1
37	Dec. 28	Anaheim	7-3 W	22-10-5-0	78	Mar. 27	Phoenix	5-1 W	44-21-12-1
38	Dec. 31	Toronto	3-5 L	22-11-5-0	79	Mar. 29	@ Los Angeles	5-1 W	45-21-12-1
39	Jan. 2	Montreal	3-2 W	23-11-5-0	80	Mar. 30	@ Anaheim	1-3 L	45-22-13-1
40	Jan. 4	Florida	3-2 W	24-11-5-0	81	Apr. 2	@ Phoenix	3-3 T	45-22-13-1
41	Jan. 8	Ottawa	6-4 W	25-11-5-0	82	Apr. 6	Los Angeles	0-2 L	45-23-13-1

2003.04 SEASON RECORD

NORTHWEST DIVISION FINISH

1st (101 Points)

COACH

Marc Crawford

GM

Brian Burke

CAPTAIN

Markus Naslund

SCORING

Player	GP	G	A	PTS	PIM
Naslund	78	35	49	84	58
Morrison	82	22	38	60	50
Bertuzzi	69	17	43	60	122
D. Sedin	82	18	36	54	18
Rucinsky	VAN 13	1	2	3	10
	NYR 69	13	29	42	62
H. Sedin	76	11	31	42	32
Sopel	80	10	32	42	36
Sanderson	VAN 13	3	4	7	4
	CBJ 67	13	16	29	34
Linden	82	14	22	36	26
Ohlund	82	14	20	34	73
Salo	74	7	19	26	22
Cooke	53	11	12	23	73
Jovanovski	56	7	16	23	64
King	47	12	9	21	8
Chubarov	65	12	7	19	14
Malik	78	3	16	19	45
Keane	64	8	9	17	20

Player	GP	G	A	PTS	PIM	
Arvedson	41	8	7	15	12	
Ruutu	71	6	8	14	133	
May	70	5	6	11	137	
Bergevin	VAN 9	0	2	2	2	
	PIT 52	1	8	9	27	
Player	GP	G	A	PTS	PIM	
Allen	74	2	5	7	94	
Kesler	28	2	3	5	16	
Bouck	18	1	2	3	23	
Baumgartner	VAN 9	0	3	3	2	
	PIT 5	0	0	0	2	
Brookbank	VAN 20	2	0	2	95	
	NSH 9	0	0	0	38	
Cloutier	60	0	1	1	22	
Hedberg	21	0	0	0	10	
Goaltender	GPI	MIN	GA	SO	AVG	W-L-T
Auld	6	349	12	0	2.06	2-2-2
Cloutier	60	3,539	134	5	2.27	33-21-6
Hedberg	21	1,098	46	3	2.51	8-6-2

RESULTS

No	Date	Opponent	Score	Record
1	Oct. 9	Calgary	4-1 W	1-0-0-0
2	Oct. 11	Edmonton	3-0 W	2-0-0-0
3	Oct. 13	@ Columbus	2-3 L	2-1-0-0
4	Oct. 16	@ Detroit	2-3 L	2-2-0-0
5	Oct. 18	@ Minnesota	2-2 T	2-2-1-0
6	Oct. 20	Buffalo	6-1 W	3-2-1-0
7	Oct. 22	St. Louis	3-2 W	4-2-1-0
8	Oct. 26	Phoenix	3-3 T	4-2-2-0
9	Oct. 28	Columbus	6-3 W	5-2-2-0
10	Oct. 30	@ Los Angeles	3-1 W	6-2-2-0
11	Oct. 31	@ Phoenix	4-1 W	7-2-2-0
12	Nov. 3	Detroit	5-1 W	8-2-2-0
13	Nov. 5	@ Nashville	4-3 W	9-2-2-0
14	Nov. 6	@ St. Louis	2-3 L	9-3-2-0
15	Nov. 8	Minnesota	4-3 W	10-3-2-0
16	Nov. 11	@ Minnesota	0-1 L	10-4-2-0
17	Nov. 13	@ Philadelphia	3-4 OT L	10-4-2-1
18	Nov. 15	@ Boston	1-2 OT L	10-4-2-2
19	Nov. 18	Montreal	5-4 W	11-4-2-2
20	Nov. 20	Chicago	3-2 W	12-4-2-2
21	Nov. 22	Toronto	3-5 L	12-5-2-2
22	Nov. 24	@ Toronto	1-2 L	12-6-2-2
23	Nov. 25	@ Montreal	5-2 W	13-6-2-2
24	Nov. 27	@ Ottawa	3-2 W	14-6-2-2
25	Nov. 29	@ Calgary	4-4 T	14-6-3-2
26	Dec. 4	Calgary	1-4 L	14-7-3-2
27	Dec. 6	Minnesota	1-1 T	14-7-4-2
28	Dec. 9	Pittsburgh	4-3 W	15-7-4-2
29	Dec. 11	Colorado	1-1 T	15-7-5-2
30	Dec. 14	Carolina	2-1 W	16-7-5-2
31	Dec. 16	@ Nashville	2-1 W	17-7-5-2
32	Dec. 17	@ Dallas	1-3 L	17-8-5-2
33	Dec. 20	@ Edmonton	3-4 W	18-8-5-2
34	Dec. 22	Los Angeles	4-4 T	18-8-6-2
35	Dec. 26	@ Calgary	2-0 W	19-8-6-2
36	Dec. 27	Edmonton	2-6 L	19-9-6-2
37	Dec. 29	@ Colorado	3-2 W	20-9-6-2
38	Dec. 31	@ Chicago	4-3 W	21-9-6-2
39	Jan. 2	Colorado	2-4 L	21-10-6-2
40	Jan. 3	@ Calgary	3-1 W	22-10-6-2
41	Jan. 5	San Jose	1-2 L	22-11-6-2

No	Date	Opponent	Score	Record
42	Jan. 8	@ Los Angeles	3-1 W	23-11-6-2
43	Jan. 9	@ Anaheim	5-2 W	24-11-6-2
44	Jan. 11	Florida	2-2 T	24-11-7-2
45	Jan. 13	@ Phoenix	4-1 W	25-11-7-2
46	Jan. 15	@ San Jose	1-3 L	25-12-7-2
47	Jan. 17	Anaheim	1-2 L	25-13-7-2
48	Jan. 19	Dallas	2-3 L	25-14-7-2
49	Jan. 21	Tampa Bay	5-4 W	26-14-7-2
50	Jan. 25	Nashville	4-1 W	27-14-7-2
51	Jan. 27	Chicago	3-2 W	28-14-7-2
52	Jan. 29	@ St. Louis	4-2 W	29-14-7-2
53	Jan. 31	@ Washington	6-1 W	30-14-7-2
54	Feb. 2	@ NY Rangers	3-4 L	30-15-7-2
55	Feb. 3	@ NY Islanders	4-5 OT L	30-15-7-3
56	Feb. 5	@ New Jersey	4-0 W	31-15-7-3
57	Feb. 11	Calgary	2-3 L	31-16-7-3
58	Feb. 13	Atlanta	1-4 L	31-17-7-3
59	Feb. 14	Anaheim	1-2 L	31-18-7-3
60	Feb. 16	@ Colorado	1-0 W	32-18-7-3
61	Feb. 19	@ Minnesota	2-6 L	32-19-7-3
62	Feb. 21	@ Edmonton	3-4 OT L	32-19-7-4
63	Feb. 24	Detroit	4-2 W	33-19-7-4
64	Feb. 26	San Jose	3-2 W	34-19-7-4
65	Feb. 28	St. Louis	2-0 W	35-19-7-4
66	Mar. 3	@ Colorado	5-5 T	35-19-8-4
67	Mar. 5	@ Detroit	1-3 L	35-20-8-4
68	Mar. 6	@ Columbus	4-0 W	36-20-8-4
69	Mar. 8	Colorado	2-9 L	36-21-8-4
70	Mar. 10	Minnesota	1-1 T	36-21-9-4
71	Mar. 12	@ Edmonton	4-3 W	37-21-9-4
72	Mar. 13	Ottawa	1-2 L	37-22-9-4
73	Mar. 16	Nashville	2-2 T	37-22-10-4
74	Mar. 18	@ Dallas	0-3 L	37-23-10-4
75	Mar. 19	@ Chicago	3-4 OT L	37-23-10-5
76	Mar. 21	Columbus	4-5 L	37-24-10-5
77	Mar. 24	Los Angeles	1-0 W	38-24-10-5
78	Mar. 27	Dallas	3-2 W	39-24-10-5
79	Mar. 29	Phoenix	6-1 W	40-24-10-5
80	Mar. 31	@ Anaheim	2-1 W	41-24-10-5
81	Apr. 2	@ San Jose	4-1 W	42-24-10-5
82	Apr. 3	Edmonton	5-2 W	43-24-10-5

2005.06 SEASON RECORD

NORTHWEST DIVISION FINISH

4th (92 Points)

COACH

Marc Crawford

GM

Dave Nonis

CAPTAIN

Markus Naslund

SCORING

Player	GP	G	A	PTS	PIM	Player	GP	G	A	PTS	PIM
Naslund	81	32	47	79	66	Mojzis	7	0	1	1	12
H. Sedin	82	18	57	75	56	Burrows	43	7	5	12	61
Bertuzzi	82	25	46	71	120	Brown	VAN 12	0	0	0	8
D. Sedin	82	22	49	71	34		NJ 35	1	11	12	27
Morrison	82	19	37	56	84	Green	33	4	2	6	14
Carter	81	33	22	55	41	Bieksa	39	0	6	6	77
Baumgartner	70	5	29	34	30	Brookbank	32	1	2	3	81
Ohlund	78	13	20	33	92	Goren	28	1	2	3	30
Salo	59	10	23	33	38	Bouck	12	1	1	2	21
Jovanovski	44	8	25	33	58	Rypien	5	1	0	1	4
Kesler	82	10	13	23	79	Auld	67	0	2	2	4
Carney	VAN 18	0	2	2	14	Balej	1	0	1	1	0
	ANA 61	2	16	18	48	Cloutier	13	0	0	0	4
Park	60	8	10	18	29	Butenschon	8	0	0	0	10
Cooke	45	8	10	18	71	Ouellet	4	0	0	0	2
Ruutu	82	10	7	17	142	Ryan	1	0	0	0	2
Allen	77	7	10	17	115	Smith	1	0	0	0	0
Weinrich	VAN 16	0	0	0	8						
	STL 59	1	16	17	44						
Linden	82	7	9	16	15						
McCarthy	VAN 51	2	4	6	43						
	ATL 16	7	3	10	8						

RESULTS

No	Date	Opponent	Score	Record	No	Date	Opponent	Score	Record
1	Oct. 5	Phoenix	3-2 W	1-0-0	42	Jan. 7	Calgary	4-3 W (OT)	23-14-5
2	Oct. 8	@ Edmonton	3-4 O (SO)	1-0-1	43	Jan. 10	Toronto	4-3 W	24-14-5
3	Oct. 10	@ Detroit	4-2 W	2-0-1	44	Jan. 13	@ New Jersey	0-3 L	24-15-5
4	Oct. 12	@ Minnesota	0-6 L	2-1-1	45	Jan. 14	@ NY Islanders	8-1 W	25-15-5
5	Oct. 14	@ Minnesota	5-3 W	3-1-1	46	Jan. 16	@ Pittsburgh	4-2 W	26-15-5
6	Oct. 16	Dallas	5-2 W	4-1-1	47	Jan. 19	Buffalo	4-1 W	27-15-5
7	Oct. 18	Chicago	6-2 W	5-1-1	48	Jan. 21	Montreal	6-2 W	28-15-5
8	Oct. 20	Phoenix	3-2 W	6-1-1	49	Jan. 23	@ St. Louis	0-4 L	28-16-5
9	Oct. 22	Colorado	6-4 W	7-1-1	50	Jan. 24	@ Columbus	5-6 L	28-17-5
10	Oct. 25	@ Minnesota	3-1 W	8-1-1	51	Jan. 26	@ Detroit	1-2 L	28-18-5
11	Oct. 27	@ Colorado	2-6 L	8-2-1	52	Jan. 28	@ Colorado	4-3 W (SO)	29-18-5
12	Oct. 29	@ Colorado	3-4 O (OT)	8-2-2	53	Jan. 31	@ Phoenix	7-4 W	30-18-5
13	Nov. 2	Minnesota	2-1 W	9-2-2	54	Feb. 3	@ Calgary	3-1 W	31-18-5
14	Nov. 4	Columbus	5-3 W	10-2-2	55	Feb. 4	@ Edmonton	1-3 L	31-19-5
15	Nov. 5	@ Calgary	0-1 L	10-3-2	56	Feb. 6	Columbus	7-4 W	32-19-5
16	Nov. 7	@ Calgary	3-4 L	10-4-2	57	Feb. 8	St. Louis	2-4 L	32-20-5
17	Nov. 10	Colorado	3-5 L	10-5-2	58	Feb. 10	Anaheim	1-3 L	32-21-5
18	Nov. 13	Detroit	4-1 W	11-5-2	59	Feb. 12	Minnesota	3-2 W (OT)	33-21-5
19	Nov. 16	@ San Jose	3-1 W	12-5-2	60	Feb. 28	@ Calgary	2-1 W	34-21-5
20	Nov. 17	@ Los Angeles	4-5 L	12-6-2	61	Mar. 2	@ Nashville	1-3 L	34-22-5
21	Nov. 20	@ Anaheim	3-2 W	13-6-2	62	Mar. 3	@ Chicago	5-4 W (SO)	35-22-5
22	Nov. 22	Chicago	3-1 W	14-6-2	63	Mar. 5	St. Louis	1-4 L	35-23-5
23	Nov. 24	San Jose	3-2 W	15-6-2	64	Mar. 9	Nashville	2-3 O (OT)	35-23-6
24	Nov. 26	@ Phoenix	1-2 L	15-7-2	65	Mar. 11	Dallas	1-2 L	35-24-6
25	Nov. 27	@ Colorado	2-6 L	15-8-2	66	Mar. 13	@ Dallas	2-4 L	35-25-6
26	Nov. 30	Colorado	5-2 W	16-8-2	67	Mar. 14	@ Nashville	0-5 L	35-26-6
27	Dec. 1	@ Edmonton	3-5 L	16-9-2	68	Mar. 17	@ Columbus	3-2 W	36-26-6
28	Dec. 4	Boston	5-2 W	17-9-2	69	Mar. 19	Detroit	3-7 L	36-27-6
29	Dec. 9	Ottawa	3-2 W (SO)	18-9-2	70	Mar. 21	@ Edmonton	4-1 W	37-27-6
30	Dec. 13	@ NY Rangers	3-2 W	19-9-2	71	Mar. 23	Edmonton	4-3 W (SO)	38-27-6
31	Dec. 15	@ Philadelphia	5-4 W	20-9-2	72	Mar. 25	Edmonton	2-3 L	38-28-6
32	Dec. 17	Edmonton	4-5 O (OT)	20-9-3	73	Mar. 27	Los Angeles	7-4 W	39-28-6
33	Dec. 19	Los Angeles	3-4 O (SO)	20-9-4	74	Mar. 29	Minnesota	2-1 W	40-28-6
34	Dec. 21	Edmonton	6-7 L	20-10-4	75	Mar. 31	Minnesota	1-2 O (SO)	40-28-7
35	Dec. 23	Calgary	5-6 O (SO)	20-10-5	76	Apr. 2	@ Anaheim	2-6 L	40-29-7
36	Dec. 26	Calgary	1-2 L	20-11-5	77	Apr. 3	@ Los Angeles	0-1 L	40-30-7
37	Dec. 28	Nashville	4-3 W	21-11-5	78	Apr. 8	Calgary	3-2 W (OT)	41-30-7
38	Dec. 31	@ Minnesota	3-4 L	21-12-5	79	Apr. 10	Anaheim	2-4 L	41-31-7
39	Jan. 2	@ St. Louis	1-4 L	21-13-5	80	Apr. 12	San Jose	4-5 O (OT)	41-31-8
40	Jan. 4	@ Dallas	1-3 L	21-14-5	81	Apr. 13	@ San Jose	3-5 L	41-32-8
41	Jan. 5	@ Chicago	3-2 W	22-14-5	82	Apr. 15	Colorado	4-3 W (OT)	42-32-8

2006.07 SEASON RECORD

NORTHWEST DIVISION FINISH

1st (105 Points)

COACH

Alain Vigneault

GM

Dave Nonis

CAPTAIN

Markus Naslund

SCORING

Player	GP	G	A	PTS	PIM	Player	GP	G	A	PTS	PIM
D. Sedin	81	36	48	84	36	Burrows	81	3	6	9	93
H. Sedin	82	10	71	81	66	Green	57	2	5	7	25
Naslund	82	24	36	60	54	Fitzpatrick	58	1	6	7	46
Morrison	82	20	31	51	60	Santala	30	1	5	6	24
Smolinski	VAN 20	4	3	7	8	Chouinard	42	2	2	4	10
	CHI 62	14	23	37	29	Edler	22	1	2	3	6
Bieksa	81	12	30	42	134	Tremblay	12	1	2	3	12
Pyatt	76	23	14	37	42	Coulombe	7	0	1	1	4
Salo	67	14	23	37	26	Moran	3	0	1	1	2
Ohlund	77	11	20	31	80	Bourdon	9	0	3	0	4
Cooke	81	10	20	30	64	Bouck	6	0	0	0	16
Sopel	VAN 20	1	4	5	10	Reid	3	0	0	0	0
	LA 44	4	19	23	14	Schultz	2	0	0	0	0
Linden	80	12	13	25	34	Goren	2	0	0	0	0
Bulis	79	12	11	23	70	Rypien	2	0	0	0	5
Kesler	48	6	10	16	40	Smith	1	0	0	0	0
Krajicek	78	3	13	16	64	Mclver	2	0	0	0	7
Cowan	VAN 42	7	3	10	93						
	LA 21	0	2	2	32						
Mitchell	62	1	10	11	45						

Goaltender	GPI	MIN	GA	SO	AVG	W-L-T
Luongo	76	4,490	171	5	2.29	47-22-6
Sabourin	9	480	21	0	2.63	2-4-1

RESULTS

No	Date	Opponent	Score	Record	No	Date	Opponent	Score	Record
1	Oct. 5	@ Detroit	3-1 W	1-0-0	42	Jan. 5	Edmonton	3-2 W (OT)	23-18-1
2	Oct. 6	@ Columbus	3-2 W (OT)	2-0-0	43	Jan. 7	Florida	4-3 W (SO)	24-18-1
3	Oct. 8	@ Colorado	2-3 L	2-1-0	44	Jan. 11	Minnesota	2-5 L	24-19-1
4	Oct. 10	@ Minnesota	1-2 O (SO)	2-1-1	45	Jan. 13	@ Toronto	6-1 W	25-19-1
5	Oct. 13	San Jose	4-6 L	2-2-1	46	Jan. 16	@ Montreal	4-0 W	26-19-1
6	Oct. 16	Edmonton	2-1 W	3-2-1	47	Jan. 18	@ Ottawa	2-1 W	27-19-1
7	Oct. 17	@ Edmonton	1-2 L	3-3-1	48	Jan. 19	@ Buffalo	3-4 O (SO)	27-19-2
8	Oct. 20	@ St. Louis	3-2 W (OT)	4-3-1	49	Jan. 26	Los Angeles	2-3 O (OT)	27-19-3
9	Oct. 21	@ Nashville	4-3 W (OT)	5-3-1	50	Jan. 28	San Jose	3-1 W	28-19-3
10	Oct. 23	@ Dallas	1-2 L	5-4-1	51	Jan. 30	Columbus	2-3 O (SO)	28-19-4
11	Oct. 25	@ Chicago	5-0 W	6-4-1	52	Feb. 1	Edmonton	5-3 W	29-19-4
12	Oct. 27	Washington	3-2 W (SO)	7-4-1	53	Feb. 3	@ Calgary	3-4 L	29-20-4
13	Oct. 31	Nashville	2-3 L	7-5-1	54	Feb. 6	@ Edmonton	5-2 W	30-20-4
14	Nov. 2	@ Minnesota	2-5 L	7-6-1	55	Feb. 7	Chicago	0-3 L	30-21-4
15	Nov. 4	@ Colorado	2-3 L	7-7-1	56	Feb. 10	Atlanta	3-2 W	31-21-4
16	Nov. 6	Dallas	2-1 W	8-7-1	57	Feb. 14	@ Minnesota	3-2 W (OT)	32-21-4
17	Nov. 9	Anaheim	0-6 L	8-8-1	58	Feb. 16	@ Chicago	2-1 W (SO)	33-21-4
18	Nov. 11	Calgary	2-3 L	8-9-1	59	Feb. 18	Colorado	5-4 W	34-21-4
19	Nov. 14	Detroit	2-3 L	8-10-1	60	Feb. 20	@ Anaheim	3-2 W (OT)	35-21-4
20	Nov. 17	St. Louis	4-2 W	9-10-1	61	Feb. 22	@ Los Angeles	3-2 W	36-21-4
21	Nov. 19	Chicago	2-1 W	10-10-1	62	Feb. 25	@ Dallas	1-2 O (OT)	36-21-5
22	Nov. 22	@ Detroit	4-3 W (OT)	11-10-1	63	Feb. 27	@ St. Louis	1-3 L	36-22-5
23	Nov. 23	@ Nashville	0-6 L	11-11-1	64	Mar. 1	Phoenix	4-3 W	37-22-5
24	Nov. 25	@ Colorado	1-4 L	11-12-1	65	Mar. 4	Minnesota	4-3 W (SO)	38-22-5
25	Nov. 28	Columbus	1-0 W	12-12-1	66	Mar. 6	Tampa Bay	5-1 W	39-22-5
26	Nov. 30	Anaheim	1-2 L	12-13-1	67	Mar. 8	@ Phoenix	4-2 W	40-22-5
27	Dec. 2	Colorado	2-1 W	13-13-1	68	Mar. 9	@ San Jose	2-1 W (OT)	41-22-5
28	Dec. 4	Edmonton	0-4 L	13-14-1	69	Mar. 11	@ Anaheim	2-4 L	41-23-5
29	Dec. 8	Carolina	4-3 W (OT)	14-14-1	70	Mar. 13	Minnesota	2-3 O (OT)	41-23-6
30	Dec. 9	@ Calgary	3-5 L	14-15-1	71	Mar. 15	St. Louis	3-2 W (OT)	42-23-6
31	Dec. 12	Phoenix	2-5 W	15-15-1	72	Mar. 17	Detroit	4-1 W	43-23-6
32	Dec. 14	Calgary	3-1 W	16-15-1	73	Mar. 19	@ Edmonton	2-1 W	44-23-6
33	Dec. 16	Minnesota	2-1 W	17-15-1	74	Mar. 21	Nashville	2-0 W	45-23-6
34	Dec. 19	@ Minnesota	2-5 L	17-16-1	75	Mar. 25	Colorado	4-5 O (SO)	45-23-7
35	Dec. 21	@ Boston	0-2 L	17-17-1	76	Mar. 27	@ Colorado	3-0 W	46-23-7
36	Dec. 22	@ Columbus	2-3 L	17-18-1	77	Mar. 29	@ Los Angeles	4-2 W	47-23-7
37	Dec. 26	@ Calgary	3-1 W	18-18-1	78	Mar. 31	Calgary	2-3 L	47-24-7
38	Dec. 27	Calgary	6-5 W (OT)	19-18-1	79	Apr. 3	Los Angeles	4-2 W	48-24-7
39	Dec. 30	Edmonton	6-2 W	20-18-1	80	Apr. 5	Colorado	1-3 L	48-25-7
40	Jan. 2	@ Calgary	3-2 W	21-18-1	81	Apr. 7	@ San Jose	4-3 W (OT)	49-25-7
41	Jan. 3	Dallas	2-1 W (SO)	22-18-1	82	Apr. 8	@ Phoenix	1-3 L	49-26-7

2007.08 SEASON RECORD

NORTHWEST DIVISION FINISH

5th (88 Points)

COACH

Alain Vigneault

GM

Dave Nonis

CAPTAIN

Markus Naslund

SCORING

Player	GP	G	A	PTS	PIM
H. Sedin	82	15	61	76	56
D. Sedin	82	29	45	74	50
Naslund	82	25	30	55	46
Pyatt	79	16	21	37	60
Kesler	80	21	16	37	79
Burrows	82	12	19	31	179
Morrison	39	9	16	25	18
Salo	63	8	17	25	38
Ohlund	53	9	15	24	79
Raymond	49	9	12	21	2
Edler	75	8	12	20	42
Pettinger	VAN 20	4	2	6	11
	WSH 56	2	5	7	25
Shannon	27	5	8	13	24
Linden	59	7	5	12	15
Mitchell	72	2	10	12	81
Biekse	34	2	10	12	90

Player	GP	G	A	PTS	PIM
Krajicek	39	2	9	11	36
Isbister	55	6	5	11	38
Ritchie	71	3	8	11	80
Miller	57	1	8	9	32
Jaffray	19	2	4	6	19
Rypien	22	1	2	3	41
Bourdon	27	2	0	2	20
Brown	19	1	0	1	55
Cowan	46	0	1	1	110
Weaver	55	0	1	1	33
Fitzgerald	1	0	0	0	0
Mclver	17	0	0	0	52
Hansen	5	0	0	0	2

Goaltender	GPI	MIN	GA	SO	AVG	W-L-T
Luongo	73	4,233	168	6	2.38	35-29-9
Sanford	16	679	32	0	2.83	4-3-1
MacIntyre	2	61	3	0	2.95	0-1-0

RESULTS

No	Date	Opponent	Score	Record
1	Oct. 5	San Jose	1-3 L	0-1-0
2	Oct. 6	@ Calgary	4-3 W (OT)	1-1-0
3	Oct. 10	Philadelphia	2-8 L	1-2-0
4	Oct. 12	@ Edmonton	5-2 W	2-2-0
5	Oct. 13	Edmonton	4-1 W	3-2-0
6	Oct. 15	San Jose	2-4 L	3-3-0
7	Oct. 19	Los Angeles	2-4 L	3-4-0
8	Oct. 21	@ Columbus	4-1 W	4-4-0
9	Oct. 22	@ Carolina	1-3 L	4-5-0
10	Oct. 24	@ Detroit	2-3 L	4-6-0
11	Oct. 26	@ Washington	3-2 W	5-6-0
12	Oct. 28	Detroit	2-3 L	5-7-0
13	Nov. 1	Nashville	0-3 L	5-8-0
14	Nov. 3	@ Colorado	4-3 W	6-8-0
15	Nov. 8	@ Calgary	3-2 W	7-8-0
16	Nov. 9	Colorado	2-1 W (OT)	8-8-0
17	Nov. 14	Edmonton	0-1 O (SO)	8-8-1
18	Nov. 16	Minnesota	6-2 W	9-8-1
19	Nov. 18	Calgary	4-1 W	10-8-1
20	Nov. 20	@ Edmonton	4-5 O (SO)	10-8-2
21	Nov. 21	@ Minnesota	4-2 W	11-8-2
22	Nov. 23	@ St. Louis	1-3 L	11-9-2
23	Nov. 25	Chicago	2-0 W	12-9-2
24	Nov. 27	Anaheim	4-0 W	13-9-2
25	Nov. 29	Columbus	2-0 W	14-9-2
26	Dec. 2	@ Minnesota	1-2 L	14-10-2
27	Dec. 5	@ Chicago	3-2 W	15-10-2
28	Dec. 6	@ Nashville	5-2 W	16-10-2
29	Dec. 8	Pittsburgh	1-2 O (SO)	16-10-3
30	Dec. 10	@ Los Angeles	2-4 L	16-11-3
31	Dec. 12	@ Anaheim	3-2 W	17-11-3
32	Dec. 13	@ San Jose	2-5 L	17-12-3
33	Dec. 15	@ Edmonton	1-2 O (SO)	17-12-4
34	Dec. 18	New Jersey	5-0 W	18-12-4
35	Dec. 20	Dallas	3-2 W	19-12-4
36	Dec. 22	@ Phoenix	2-1 O (SO)	20-12-4
37	Dec. 23	@ Colorado	1-3 L	20-13-4
38	Dec. 27	Calgary	5-3 W	21-13-4
39	Dec. 30	Anaheim	2-1 W	22-13-4
40	Dec. 31	@ Calgary	1-2 L	22-14-4
41	Jan. 3	NY Rangers	3-0 W	23-14-4

No	Date	Opponent	Score	Record
42	Jan. 8	NY Islanders	3-2 O (SO)	24-14-4
43	Jan. 10	@ San Jose	1-3 L	24-15-4
44	Jan. 11	Phoenix	3-4 L	24-16-4
45	Jan. 13	@ St. Louis	4-3 O (SO)	25-16-4
46	Jan. 15	@ Columbus	2-3 L	25-17-4
47	Jan. 17	@ Detroit	2-3 O (SO)	25-17-5
48	Jan. 19	Los Angeles	3-4 L	25-18-5
49	Jan. 21	Minnesota	2-4 L	25-19-5
50	Jan. 23	St. Louis	3-2 O (SO)	26-19-5
51	Jan. 29	Dallas	3-4 L	26-20-5
52	Jan. 31	@ Tampa Bay	3-4 L	26-21-5
53	Feb. 1	@ Florida	3-4 O (SO)	26-21-6
54	Feb. 5	@ Dallas	2-3 O (SO)	26-21-7
55	Feb. 7	@ Atlanta	2-1 W	27-21-7
56	Feb. 9	Colorado	2-6 L	27-22-7
57	Feb. 10	Chicago	3-2 W (SO)	28-22-7
58	Feb. 14	Minnesota	4-5 O (SO)	28-22-8
59	Feb. 16	Edmonton	4-2 W	29-22-8
60	Feb. 19	@ Minnesota	3-2 O (OT)	30-22-8
61	Feb. 21	@ Nashville	3-2 O (SO)	31-22-8
62	Feb. 23	Detroit	4-1 W	32-22-8
63	Feb. 27	Colorado	2-3 O (SO)	32-22-9
64	Feb. 29	Columbus	2-3 O (OT)	32-22-10
65	Mar. 2	@ Chicago	1-4 L	32-23-10
66	Mar. 4	@ Colorado	1-2 L	32-24-10
67	Mar. 6	Nashville	6-2 W	33-24-10
68	Mar. 8	St. Louis	4-2 W	34-24-10
69	Mar. 10	@ Los Angeles	2-1 W (OT)	35-24-10
70	Mar. 12	@ Anaheim	1-4 L	35-25-10
71	Mar. 13	@ Phoenix	0-2 L	35-26-10
72	Mar. 15	@ Dallas	4-3 W	36-26-10
73	Mar. 17	Phoenix	3-1 W	37-26-10
74	Mar. 20	@ Edmonton	4-1 W	38-26-10
75	Mar. 21	Minnesota	1-2 L	38-27-10
76	Mar. 25	@ Calgary	2-3 L	38-28-10
77	Mar. 26	@ Colorado	3-6 L	38-29-10
78	Mar. 28	@ Minnesota	0-4 L	38-30-10
79	Mar. 30	Calgary	6-2 W	39-30-10
80	Apr. 1	Colorado	2-4 L	39-31-10
81	Apr. 3	Edmonton	1-2 L	39-32-10
82	Apr. 5	Calgary	1-7 L	39-33-10

2008.09 SEASON RECORD

NORTHWEST DIVISION FINISH

1st (100 Points)

COACH

Alain Vigneault

GM

Michael D. Gillis

CAPTAIN

Roberto Luongo

SCORING

Player	GP	G	A	PTS	PIM
D. Sedin	82	31	51	82	36
H. Sedin	82	22	60	82	48
Kesler	82	26	33	59	61
Demitra	69	20	33	53	20
Burrows	82	28	23	51	150
Biekse	72	11	32	43	97
Edler	80	10	27	37	54
Bernier	81	15	17	32	27
Sundin	41	9	19	28	28
Wellwood	74	18	9	27	4
Ohlund	82	6	19	25	105
Salo	60	5	20	25	26
Mitchell	82	3	20	23	59
Raymond	72	11	12	23	24
Hansen	55	6	15	21	37
Pyatt	69	10	9	19	43

Player	GP	G	A	PTS	PIM	
Vaananen	VAN 3	0	1	1	0	
	PHI 46	1	9	10	22	
O'Brien	77	0	10	10	196	
Johnson	62	2	7	9	12	
Hordichuk	73	4	1	5	109	
Jaffray	14	2	2	4	14	
Rypien	12	3	0	3	19	
Davison	23	0	2	2	51	
Krog	4	1	0	1	2	
Bolduc	7	0	1	1	4	
Ouellet	3	0	0	0	0	
Goaltender	GPI	MIN	GA	SO	AVG	W-L-T
Luongo	54	3,181	124	9	2.34	33-13-7
LaBarbera	28	1,447	67	2	2.78	8-10-6
Sanford	19	973	42	1	2.59	7-8-0
Schneider	8	355	20	0	3.38	2-4-1

RESULTS

No	Date	Opponent	Score	Record
1	Oct. 9	Calgary	6-0 W	1-0-0
2	Oct. 11	@ Calgary	5-4 W (OT)	2-0-0
3	Oct. 13	@ Washington	1-5 L	2-1-0
4	Oct. 16	@ Detroit	4-3 W (OT)	3-1-0
5	Oct. 17	@ Buffalo	2-5 L	3-2-0
6	Oct. 19	@ Chicago	2-4 L	3-3-0
7	Oct. 21	@ Columbus	2-4 L	3-4-0
8	Oct. 25	Edmonton	6-3 W	4-4-0
9	Oct. 28	Boston	0-1 L	4-5-0
10	Oct. 30	@ Los Angeles	4-0 W	5-5-0
11	Oct. 31	@ Anaheim	7-6 W (SO)	6-5-0
12	Nov. 2	Detroit	2-3 L	6-6-0
13	Nov. 4	Nashville	4-0 W	7-6-0
14	Nov. 6	Phoenix	1-0 W	8-6-0
15	Nov. 8	Minnesota	2-0 W	9-6-0
16	Nov. 12	Colorado	2-1 O (SO)	9-6-1
17	Nov. 15	Toronto	4-2 W	10-6-1
18	Nov. 17	@ NY Islanders	2-1 O (SO)	10-6-2
19	Nov. 19	@ NY Rangers	6-3 W	11-6-2
20	Nov. 20	@ Minnesota	3-2 W	12-6-2
21	Nov. 22	@ Pittsburgh	3-1 W	13-6-2
22	Nov. 24	Detroit	3-2 W (OT)	14-6-2
23	Nov. 27	Calgary	3-4 L	14-7-2
24	Nov. 29	@ Calgary	1-3 L	14-8-2
25	Dec. 1	@ Columbus	2-3 L	14-9-2
26	Dec. 4	@ Detroit	5-6 L	14-10-2
27	Dec. 5	@ Minnesota	2-1 W	15-10-2
28	Dec. 7	@ Colorado	4-5 O (SO)	15-10-3
29	Dec. 9	@ Nashville	3-1 W	16-10-3
30	Dec. 13	@ Edmonton	0-3 L	16-11-3
31	Dec. 14	Florida	5-3 W	17-11-3
32	Dec. 17	Edmonton	4-2 W	18-11-3
33	Dec. 20	Chicago	1-3 L	18-12-3
34	Dec. 22	Anaheim	4-3 W	19-12-3
35	Dec. 23	@ San Jose	0-5 L	19-13-3
36	Dec. 26	Edmonton	2-3 L	19-14-3
37	Dec. 28	Ottawa	3-0 W	20-14-3
38	Dec. 30	Philadelphia	2-3 L	20-15-3
39	Jan. 1	@ Nashville	2-1 W	21-15-3
40	Jan. 2	@ Atlanta	3-4 O (SO)	21-15-4
41	Jan. 4	Dallas	2-3 O (SO)	21-15-5

No	Date	Opponent	Score	Record
42	Jan. 7	@ Edmonton	4-2 W	22-15-5
43	Jan. 9	St. Louis	4-6 L	22-16-5
44	Jan. 10	San Jose	2-4 L	22-17-5
45	Jan. 13	New Jersey	3-5 L	22-18-5
46	Jan. 15	Phoenix	1-4 L	22-19-5
47	Jan. 18	Columbus	5-6 O (SO)	22-19-6
48	Jan. 20	@ San Jose	2-1 O (OT)	22-19-7
49	Jan. 28	Nashville	3-5 L	22-20-7
50	Jan. 31	Minnesota	3-4 O (OT)	22-20-8
51	Feb. 3	Carolina	4-3 W	23-20-8
52	Feb. 7	Chicago	7-3 W	24-20-8
53	Feb. 10	@ St. Louis	6-4 W	25-20-8
54	Feb. 12	@ Phoenix	4-3 W	26-20-8
55	Feb. 13	@ Dallas	1-2 L	26-21-8
56	Feb. 15	Montreal	4-2 W	27-21-8
57	Feb. 17	@ Calgary	4-3 W (SO)	28-21-8
58	Feb. 19	@ Ottawa	5-2 W	29-21-8
59	Feb. 21	@ Toronto	3-2 W (SO)	30-21-8
60	Feb. 24	@ Montreal	0-3 L	30-22-8
61	Feb. 27	Tampa Bay	2-1 W	31-22-8
62	Mar. 1	Columbus	3-1 W	32-22-8
63	Mar. 3	Minnesota	4-2 W	33-22-8
64	Mar. 7	San Jose	3-1 W	34-22-8
65	Mar. 9	@ Los Angeles	2-3 L	34-23-8
66	Mar. 11	@ Anaheim	4-3 O (OT)	34-23-9
67	Mar. 13	Los Angeles	4-2 W	35-23-9
68	Mar. 15	Colorado	4-2 W	36-23-9
69	Mar. 17	Dallas	4-2 W	37-23-9
70	Mar. 19	St. Louis	3-0 W	38-23-9
71	Mar. 21	@ Phoenix	1-5 L	38-24-9
72	Mar. 24	@ Dallas	5-2 W	39-24-9
73	Mar. 26	@ St. Louis	2-4 L	39-25-9
74	Mar. 27	@ Colorado	4-1 W	40-25-9
75	Mar. 29	@ Chicago	4-0 W	41-25-9
76	Mar. 31	@ Minnesota	2-1 W (OT)	42-25-9
77	Apr. 2	Anaheim	5-6 O (SO)	42-25-10
78	Apr. 4	@ Edmonton	3-5 L	42-26-10
79	Apr. 5	Colorado	1-4 L	42-27-10
80	Apr. 7	Calgary	4-1 W	43-27-10
81	Apr. 9	Los Angeles	1-0 W	44-27-10
82	Apr. 11	@ Colorado	1-0 W (OT)	45-27-10

2009.10 SEASON RECORD

NORTHWEST DIVISION FINISH

1st (103 Points)

COACH

Alain Vigneault

GM

Michael D. Gillis

CAPTAIN

Roberto Luongo

SCORING

Player	GP	G	A	PTS	PIM
H. Sedin	82	29	83	112	48
D. Sedin	63	29	56	85	28
Kesler	82	25	50	75	104
Burrows	82	35	32	67	121
Samuelsson	74	30	23	53	64
Raymond	82	25	28	53	48
Ehrhoff	80	14	30	44	42
Edler	76	5	37	42	40
Salo	68	9	19	28	18
Wellwood	75	14	11	25	12
Bernier	59	11	11	22	21
Bieksta	55	3	19	22	85
Demitra	28	3	13	16	0
Hansen	47	9	6	15	18
Mitchell	48	4	8	12	48
Grabner	20	5	6	11	8
Glass	67	4	7	11	115
Rypien	69	4	4	8	126

Player	GP	G	A	PTS	PIM
O'Brien	65	2	6	8	79
Johnson	58	1	4	5	12
M. Schneider	17	2	3	5	12
Rome	49	0	4	4	24
Pettinger	9	1	2	3	6
Baumgartner	12	1	1	2	2
Alberts	14	1	1	2	13
Hordichuk	56	1	1	2	142
Lukowich	13	1	1	2	4
Shirokov	6	0	0	0	2
Bliznak	2	0	0	0	0
Bolduc	15	0	0	0	13
Desbiens	1	0	0	0	2
Oberg	2	0	0	0	0

Goaltender	GPI	MIN	GA	SO	AVG	W-L-T
Luongo	68	3,899	167	4	2.57	40-22-4
Raycroft	21	967	39	1	2.42	9-5-1
C. Schneider	2	78	5	0	3.80	0-1-0

RESULTS

No	Date	Opponent	Score	Record
1	Oct. 1	@ Calgary	3-5 L	0-1-0
2	Oct. 3	@ Colorado	0-3 L	0-2-0
3	Oct. 5	Columbus	3-5 L	0-3-0
4	Oct. 7	Montreal	7-1 W	1-3-0
5	Oct. 11	Dallas	4-3 W (SO)	2-3-0
6	Oct. 16	@ Calgary	3-5 L	2-4-0
7	Oct. 17	Minnesota	2-1 W	3-4-0
8	Oct. 19	@ Edmonton	1-2 L	3-5-0
9	Oct. 21	@ Chicago	3-2 W	4-5-0
10	Oct. 24	Toronto	3-1 W	5-5-0
11	Oct. 25	Edmonton	2-0 W	6-5-0
12	Oct. 27	Detroit	4-5 L	6-6-0
13	Oct. 29	@ Los Angeles	2-1 W (SO)	7-6-0
14	Oct. 30	@ Anaheim	2-7 L	7-7-0
15	Nov. 1	Colorado	3-0 W	8-7-0
16	Nov. 3	NY Rangers	4-1 W	9-7-0
17	Nov. 5	@ Minnesota	5-2 W	10-7-0
18	Nov. 6	@ Dallas	1-2 L	10-8-0
19	Nov. 10	@ St. Louis	1-6 L	10-9-0
20	Nov. 12	@ Detroit	1-3 L	10-10-0
21	Nov. 14	@ Colorado	8-2 W	11-10-0
22	Nov. 20	Colorado	5-2 W	12-10-0
23	Nov. 22	Chicago	0-1 L	12-11-0
24	Nov. 26	Los Angeles	4-1 W	13-11-0
25	Nov. 28	Edmonton	7-3 W	14-11-0
26	Nov. 29	San Jose	2-4 L	14-12-0
27	Dec. 2	@ New Jersey	5-2 W	15-12-0
28	Dec. 3	@ Philadelphia	3-0 W	16-12-0
29	Dec. 5	@ Carolina	3-5 L	16-13-0
30	Dec. 8	@ Nashville	2-4 L	16-14-0
31	Dec. 10	Atlanta	4-2 W	17-14-0
32	Dec. 12	Minnesota	4-3 W	18-14-0
33	Dec. 14	Los Angeles	3-1 W	19-14-0
34	Dec. 16	Anaheim	2-3 L	19-15-0
35	Dec. 18	Washington	3-2 W	20-15-0
36	Dec. 20	St. Louis	1-3 L	20-16-0
37	Dec. 22	Nashville	4-1 W	21-16-0
38	Dec. 26	Edmonton	4-1 W	22-16-0
39	Dec. 27	@ Calgary	5-1 W	23-16-0
40	Dec. 29	@ Phoenix	2-3 O (SO)	23-16-1
41	Dec. 31	@ St. Louis	4-3 W (OT)	24-16-1

No	Date	Opponent	Score	Record
42	Jan. 2	@ Dallas	3-1 W	25-16-1
43	Jan. 5	Columbus	7-3 W	26-16-1
44	Jan. 7	Phoenix	4-0 W	27-16-1
45	Jan. 9	Calgary	2-3 O (SO)	27-16-2
46	Jan. 11	Nashville	2-3 L	27-17-2
47	Jan. 13	@ Minnesota	2-5 L	27-18-2
48	Jan. 16	Pittsburgh	6-2 W	28-18-2
49	Jan. 20	@ Edmonton	3-2 W (OT)	29-18-2
50	Jan. 21	Dallas	4-3 W	30-18-2
51	Jan. 23	Chicago	5-1 W	31-18-2
52	Jan. 25	Buffalo	3-2 W	32-18-2
53	Jan. 27	St. Louis	3-2 W	33-18-2
54	Jan. 30	@ Toronto	5-3 W	34-18-2
55	Feb. 2	@ Montreal	2-3 L	34-19-2
56	Feb. 4	@ Ottawa	1-3 L	34-20-2
57	Feb. 6	@ Boston	3-2 W (SO)	35-20-2
58	Feb. 9	@ Tampa Bay	1-3 L	35-21-2
59	Feb. 11	@ Florida	3-0 W	36-21-2
60	Feb. 12	@ Columbus	4-3 W	37-21-2
61	Feb. 14	@ Minnesota	2-6 L	37-22-2
62	Mar. 2	@ Columbus	4-3 W (OT)	38-22-2
63	Mar. 3	@ Detroit	6-3 W	39-22-2
64	Mar. 5	@ Chicago	3-6 L	39-23-2
65	Mar. 7	@ Nashville	4-2 W	40-23-2
66	Mar. 9	@ Colorado	6-4 W	41-23-2
67	Mar. 10	@ Phoenix	3-4 O (SO)	41-23-3
68	Mar. 13	Ottawa	5-1 W	42-23-3
69	Mar. 14	Calgary	3-1 W	43-23-3
70	Mar. 16	NY Islanders	2-5 L	43-24-3
71	Mar. 18	San Jose	3-2 W	44-24-3
72	Mar. 20	Detroit	3-4 O (OT)	44-24-4
73	Mar. 23	@ Edmonton	2-3 L	44-25-4
74	Mar. 24	Anaheim	4-1 W	45-25-4
75	Mar. 27	@ San Jose	2-4 L	45-26-4
76	Mar. 30	Phoenix	4-1 W	46-26-4
77	Apr. 1	@ Los Angeles	3-8 L	46-27-4
78	Apr. 2	@ Anaheim	5-4 W (SO)	47-27-4
79	Apr. 4	Minnesota	4-3 W (OT)	48-27-4
80	Apr. 6	Colorado	3-4 O (SO)	48-27-5
81	Apr. 8	@ San Jose	2-4 L	48-28-5
82	Apr. 10	Calgary	7-3 W	49-28-5

2010.11 SEASON RECORD

NORTHWEST DIVISION FINISH

1st (117 Points)

COACH

Alain Vigneault

GM

Michael D. Gillis

CAPTAIN

Henrik Sedin

SCORING

Player	GP	G	A	PTS	PIM
D. Sedin	82	41	63	104	32
H. Sedin	82	19	75	94	40
Kesler	82	41	32	73	66
Samuelsson	75	18	32	50	36
Ehrhoff	79	14	36	50	52
Burrows	72	26	22	48	77
Raymond	70	15	24	39	10
Edler	51	8	25	33	24
Malhotra	72	11	19	30	22
Torres	80	14	15	29	78
Hansen	82	9	20	29	32
Higgins VAN	14	2	3	5	6
FLA	48	11	12	23	10
Hamhuis	64	6	17	23	34
Bieksa	66	6	16	22	73
Tambellini	62	9	8	17	18
Lapierre VAN	19	1	0	1	8
ANA	21	0	3	3	9
MTL	38	5	3	8	63
Glass	73	3	7	10	72
Salo	27	3	4	7	14
Ballard	65	2	5	7	53

Player	GP	G	A	PTS	PIM
Alberts	42	1	6	7	41
Rome	56	1	4	5	53
Bolduc	24	2	2	4	21
Oreskovich	16	0	3	3	8
Sweatt	3	1	1	2	2
Hodgson	8	1	1	2	0
Volpatti	15	1	1	2	16
Schaefer	16	1	1	2	2
Shirokov	2	1	0	1	0
Bliznak	4	1	0	1	0
Rypien	9	0	1	1	31
Tanev	29	0	1	1	0
Oberg	2	0	0	0	0
Andersson	4	0	0	0	0
Parent	4	0	0	0	0
Sauve	5	0	0	0	0
Perrault	7	0	0	0	0
Desbiens	12	0	0	0	10

Goaltender	GPI	MIN	GA	SO	AVG	W-L-T
Luongo	60	3,590	126	4	2.11	38-15-7
Schneider	25	1,372	51	1	2.23	16-4-2

RESULTS

No	Date	Opponent	Score	Record
1	Oct. 9	Los Angeles	1-2 O (SO)	0-0-1
2	Oct. 11	Florida	2-1 W	1-0-1
3	Oct. 13	@ Anaheim	3-4 L	1-1-1
4	Oct. 15	@ Los Angeles	1-4 L	1-2-1
5	Oct. 17	Carolina	5-1 W	2-2-1
6	Oct. 19	@ Minnesota	2-6 L	2-3-1
7	Oct. 20	@ Chicago	1-2 O (SO)	2-3-2
8	Oct. 22	Minnesota	5-1 W	3-3-2
9	Oct. 26	Colorado	4-3 W (OT)	4-3-2
10	Nov. 1	New Jersey	3-0 W	5-3-2
11	Nov. 2	@ Edmonton	4-3 W	6-3-2
12	Nov. 4	@ Colorado	3-1 W	7-3-2
13	Nov. 6	Detroit	6-4 W	8-3-2
14	Nov. 9	@ Montreal	0-2 L	8-4-2
15	Nov. 11	@ Ottawa	6-2 W	9-4-2
16	Nov. 13	@ Toronto	5-3 W	10-4-2
17	Nov. 15	@ Buffalo	3-4 O (OT)	10-4-3
18	Nov. 17	@ Pittsburgh	1-3 L	10-5-3
19	Nov. 20	Chicago	1-7 L	10-6-3
20	Nov. 21	Phoenix	2-3 L	10-7-3
21	Nov. 24	Colorado	4-2 W	11-7-3
22	Nov. 26	San Jose	6-1 W	12-7-3
23	Dec. 1	@ Calgary	7-2 W	13-7-3
24	Dec. 3	@ Chicago	3-0 W	14-7-3
25	Dec. 5	St. Louis	2-3 L	14-8-3
26	Dec. 8	Anaheim	5-4 W (SO)	15-8-3
27	Dec. 11	Tampa Bay	4-5 O (OT)	15-8-4
28	Dec. 12	@ Edmonton	2-1 W	16-8-4
29	Dec. 15	Columbus	3-2 W (OT)	17-8-4
30	Dec. 18	Toronto	4-1 W	18-8-4
31	Dec. 20	@ St. Louis	3-1 W	19-8-4
32	Dec. 22	@ Detroit	4-5 O (OT)	19-8-5
33	Dec. 23	@ Columbus	7-3 W	20-8-5
34	Dec. 26	Edmonton	3-2 W	21-8-5
35	Dec. 28	Philadelphia	6-2 W	22-8-5
36	Dec. 31	@ Dallas	4-1 W	23-8-5
37	Jan. 2	@ Colorado	2-1 W	24-8-5
38	Jan. 3	@ San Jose	4-3 W	25-8-5
39	Jan. 5	Calgary	3-1 W	26-8-5
40	Jan. 7	Edmonton	6-1 W	27-8-5
41	Jan. 8	Detroit	1-2 O (SO)	27-8-6

No	Date	Opponent	Score	Record
42	Jan. 11	@ NY Islanders	4-3 W (SO)	28-8-6
43	Jan. 13	@ NY Rangers	0-1 L	28-9-6
44	Jan. 14	@ Washington	4-2 W	29-9-6
45	Jan. 16	@ Minnesota	0-4 L	29-10-6
46	Jan. 18	@ Colorado	3-4 O (OT)	29-10-7
47	Jan. 20	San Jose	1-2 O (SO)	29-10-8
48	Jan. 22	Calgary	3-4 O (SO)	29-10-9
49	Jan. 24	Dallas	7-1 W	30-10-9
50	Jan. 26	Nashville	2-1 W	31-10-9
51	Feb. 1	@ Dallas	4-1 W	32-10-9
52	Feb. 2	@ Phoenix	6-0 W	33-10-9
53	Feb. 4	Chicago	4-3 W	34-10-9
54	Feb. 7	Ottawa	4-2 W	35-10-9
55	Feb. 9	Anaheim	3-4 L	35-11-9
56	Feb. 12	Calgary	4-2 W	36-11-9
57	Feb. 14	@ St. Louis	2-3 L	36-12-9
58	Feb. 15	@ Minnesota	4-1 W	37-12-9
59	Feb. 17	@ Nashville	1-3 L	37-13-9
60	Feb. 19	Dallas	5-2 W	38-13-9
61	Feb. 22	Montreal	2-3 L	38-14-9
62	Feb. 24	St. Louis	3-2 W	39-14-9
63	Feb. 26	Boston	1-3 L	39-15-9
64	Mar. 1	Columbus	2-1 W (SO)	40-15-9
65	Mar. 3	Nashville	0-3 L	40-16-9
66	Mar. 5	@ Los Angeles	3-1 W	41-16-9
67	Mar. 6	@ Anaheim	3-0 W	42-16-9
68	Mar. 8	@ Phoenix	4-3 W (OT)	43-16-9
69	Mar. 10	@ San Jose	5-4 W (SO)	44-16-9
70	Mar. 12	@ Calgary	4-3 W	45-16-9
71	Mar. 14	Minnesota	4-2 W	46-16-9
72	Mar. 16	Colorado	4-2 W	47-16-9
73	Mar. 18	Phoenix	1-3 L	47-17-9
74	Mar. 23	@ Detroit	2-1 W	48-17-9
75	Mar. 25	@ Atlanta	3-1 W	49-17-9
76	Mar. 27	@ Columbus	4-1 W	50-17-9
77	Mar. 29	@ Nashville	3-1 W	51-17-9
78	Mar. 31	Los Angeles	3-1 W	52-17-9
79	Apr. 2	Edmonton	1-4 L	52-18-9
80	Apr. 5	@ Edmonton	0-2 L	52-19-9
81	Apr. 7	Minnesota	5-0 W	53-19-9
82	Apr. 9	@ Calgary	3-2 W (OT)	54-19-9

2011.12 SEASON RECORD

NORTHWEST DIVISION FINISH

1st (111 Points)

COACH

Alain Vigneault

GM

Michael D. Gillis

CAPTAIN

Henrik Sedin

SCORING

Player	GP	G	A	PTS	PIM	Player	GP	G	A	PTS	PIM
H. Sedin	82	14	67	81	52	Rome	43	4	6	10	46
D. Sedin	72	30	37	67	40	Kassian	17	1	2	3	31
Burrows	80	28	24	52	90	VAN	27	3	4	7	20
Kesler	77	22	27	49	56	BUF	68	4	4	8	81
Edler	82	11	38	49	34	Weise	47	1	6	7	64
Biekša	78	8	36	44	94	Ballard	18	5	1	6	6
Higgins	71	18	25	43	16	Ebbett	10	1	3	4	14
Hansen	82	16	23	39	34	Bitz	44	2	1	3	40
Hamhuis	82	4	33	37	46	Alberts	6	1	2	3	6
Hodgson	63	16	17	33	8	Samuelsson	25	0	2	2	2
Booth	VAN	56	16	13	29	Duco	6	0	2	2	5
FLA	6	0	1	1	2	Volpatti	23	1	0	1	37
Salo	69	9	16	25	10	Sulzer	12	0	1	1	2
Raymond	55	10	10	20	18	Mancari	6	0	0	0	0
Lapierre	82	9	10	19	130	Sturm	6	0	0	0	2
Malhotra	78	7	11	18	14	Sweatt	2	0	0	0	0
Pahlsson	VAN	19	2	4	6	Oreskovich	1	0	0	0	7
CBJ	61	2	9	11	22						
Gragnani	VAN	14	1	2	3						
BUF	44	1	11	12	20						

Goaltender	GPI	MIN	GA	SO	AVG	W-L-T
Luongo	55	3,162	127	5	2.41	31-14-8
Schneider	33	1,833	60	3	1.96	20-8-1

RESULTS

No	Date	Opponent	Score	Record	No	Date	Opponent	Score	Record
1	Oct. 6	Pittsburgh	3-4 O (SO)	0-0-1	42	Jan. 7	@ Boston	4-3 W	26-13-3
2	Oct. 10	@ Columbus	3-2 W	1-0-1	43	Jan. 9	@ Florida	1-2 L	26-14-3
3	Oct. 12	@ Philadelphia	4-5 L	1-1-1	44	Jan. 10	@ Tampa Bay	5-4 W (SO)	27-14-3
4	Oct. 13	@ Detroit	0-2 L	1-2-1	45	Jan. 12	@ St. Louis	3-2 W (OT)	28-14-3
5	Oct. 15	@ Edmonton	4-3 W	2-2-1	46	Jan. 15	Anaheim	2-4 L	28-15-3
6	Oct. 18	NY Rangers	0-4 L	2-3-1	47	Jan. 17	Los Angeles	2-3 O (SO)	28-15-4
7	Oct. 20	Nashville	5-1 W	3-3-1	48	Jan. 21	San Jose	4-3 W	29-15-4
8	Oct. 22	Minnesota	3-2 W (OT)	4-3-1	49	Jan. 24	Edmonton	3-2 W (SO)	30-15-4
9	Oct. 25	@ Edmonton	2-3 L	4-4-1	50	Jan. 31	Chicago	3-2 W (OT)	31-15-4
10	Oct. 26	St. Louis	0-3 L	4-5-1	51	Feb. 2	Detroit	3-4 O (SO)	31-15-5
11	Oct. 29	Washington	7-4 W	5-5-1	52	Feb. 4	@ Colorado	3-2 W (SO)	32-15-5
12	Nov. 1	@ Calgary	5-1 W	6-5-1	53	Feb. 7	@ Nashville	4-3 W (SO)	33-15-5
13	Nov. 3	@ Minnesota	1-5 L	6-6-1	54	Feb. 9	@ Minnesota	5-2 W	34-15-5
14	Nov. 4	@ St. Louis	2-3 L	6-7-1	55	Feb. 11	@ Calgary	2-3 O (SO)	34-15-6
15	Nov. 6	@ Chicago	6-2 W	7-7-1	56	Feb. 13	Phoenix	2-1 W (SO)	35-15-6
16	Nov. 10	@ Los Angeles	3-2 W	8-7-1	57	Feb. 15	Colorado	3-1 W	36-15-6
17	Nov. 11	@ Anaheim	4-4 L	8-8-1	58	Feb. 18	Toronto	6-2 W	37-15-6
18	Nov. 13	NY Islanders	4-1 W	9-8-1	59	Feb. 19	@ Edmonton	5-2 W	38-15-6
19	Nov. 16	Chicago	1-5 L	9-9-1	60	Feb. 21	@ Nashville	1-3 L	38-16-6
20	Nov. 20	Ottawa	2-1 W (OT)	10-9-1	61	Feb. 23	@ Detroit	4-3 W (SO)	39-16-6
21	Nov. 23	@ Colorado	3-0 W	11-9-1	62	Feb. 24	@ New Jersey	2-1 W	40-16-6
22	Nov. 25	@ Phoenix	5-0 W	12-9-1	63	Feb. 26	@ Dallas	2-3 O (OT)	40-16-7
23	Nov. 26	@ San Jose	3-2 W	13-9-1	64	Feb. 28	@ Phoenix	1-2 O (SO)	40-16-8
24	Nov. 29	Columbus	4-1 W	14-9-1	65	Mar. 1	St. Louis	2-0 W	41-16-8
25	Dec. 1	Nashville	5-6 L	14-10-1	66	Mar. 3	Buffalo	3-5 L	41-17-8
26	Dec. 4	Calgary	5-1 W	15-10-1	67	Mar. 6	Dallas	2-5 L	41-18-8
27	Dec. 6	Colorado	6-0 W	16-10-1	68	Mar. 8	Winnipeg	3-2 W	42-18-8
28	Dec. 8	@ Montreal	4-3 W (SO)	17-10-1	69	Mar. 10	Montreal	1-4 L	42-19-8
29	Dec. 10	@ Ottawa	4-1 W	18-10-1	70	Mar. 14	Phoenix	4-5 L	42-20-8
30	Dec. 13	@ Columbus	1-2 O (SO)	18-10-2	71	Mar. 17	Columbus	4-3 W	43-20-8
31	Dec. 15	@ Carolina	3-4 L	18-11-2	72	Mar. 19	@ Minnesota	0-2 L	43-21-8
32	Dec. 17	@ Toronto	5-3 W	19-11-2	73	Mar. 21	@ Chicago	1-2 O (OT)	43-21-9
33	Dec. 19	Minnesota	4-0 W	20-11-2	74	Mar. 22	@ Dallas	2-1 W	44-21-9
34	Dec. 21	Detroit	4-2 W	21-11-2	75	Mar. 24	@ Colorado	3-2 W (OT)	45-21-9
35	Dec. 23	Calgary	1-3 L	21-12-2	76	Mar. 26	Los Angeles	1-0 W	46-21-9
36	Dec. 26	Edmonton	5-3 W	22-12-2	77	Mar. 28	Colorado	1-0 W	47-21-9
37	Dec. 28	@ San Jose	3-2 W (OT)	23-12-2	78	Mar. 30	Dallas	5-2 W	48-21-9
38	Dec. 29	@ Anaheim	5-2 W	24-12-2	79	Mar. 31	Calgary	3-2 W (OT)	49-21-9
39	Dec. 31	@ Los Angeles	1-4 L	24-13-2	80	Apr. 3	Anaheim	5-4 W (SO)	50-21-9
40	Jan. 2	San Jose	2-3 O (SO)	24-13-3	81	Apr. 5	@ Calgary	2-3 L	50-22-9
41	Jan. 4	Minnesota	3-0 W	25-13-3	82	Apr. 7	Edmonton	3-0 W	51-22-9

2012.13 SEASON RECORD

NORTHWEST DIVISION FINISH

1st (59 Points)

COACH

Alain Vigneault

GM

Michael D. Gillis

CAPTAIN

Henrik Sedin

SCORING

Player	GP	G	A	PTS	PIM
H. Sedin	48	11	34	45	24
D. Sedin	47	12	28	40	18
Roy	12	3	3	6	2
DAL	30	4	18	22	4
Hansen	47	10	17	27	8
Burrows	47	13	11	24	54
Hamhuis	47	4	20	24	12
Raymond	46	10	12	22	16
Edler	45	8	14	22	37
Garrison	47	8	8	16	28
Higgins	41	10	5	15	10
Kesler	17	4	9	13	12
Biekša	36	6	6	12	48
Kassian	39	7	4	11	51
Lapierre	48	4	6	10	45
Schroeder	31	3	6	9	4
Tanev	38	2	5	7	10
Weise	40	3	3	6	43

Player	GP	G	A	PTS	PIM
Ebbett	28	1	5	6	4
Booth	12	1	2	3	4
Sestito	23	1	0	1	53
PHI	7	2	0	2	12
Ballard	36	0	2	2	29
Barker	14	0	2	2	4
Volpatti	16	1	0	1	28
Alberts	24	0	1	1	32
Pinizzotto	12	0	0	0	29
Malhotra	9	0	0	0	0
Corrado	3	0	0	0	0
Gordon	6	0	0	0	0
Joslin	2	0	0	0	0
Jensen	2	0	0	0	0
Sweatt	1	0	0	0	0

Goaltender	GPI	MIN	GA	SO	AVG	W-L-T
Schneider	30	1,733	61	5	2.11	17-9-4
Luongo	20	1,197	51	2	2.56	9-6-3

RESULTS

No	Date	Opponent	Score	Record
1	Jan. 19	Anaheim	3-7 L	0-1-0
2	Jan. 20	Edmonton	2-3 O (SO)	0-1-1
3	Jan. 23	Calgary	3-2 W (SO)	1-1-1
4	Jan. 25	@ Anaheim	5-0 W	2-1-1
5	Jan. 27	@ San Jose	1-4 L	2-2-1
6	Jan. 28	@ Los Angeles	2-3 O (SO)	2-2-2
7	Jan. 30	Colorado	3-0 W	3-2-2
8	Feb. 1	Chicago	2-1 W (SO)	4-2-2
9	Feb. 4	@ Edmonton	3-2 W (OT)	5-2-2
10	Feb. 7	@ Minnesota	4-1 W	6-2-2
11	Feb. 9	Calgary	5-1 W	7-2-2
12	Feb. 12	Minnesota	2-1 W	8-2-2
13	Feb. 15	Dallas	3-4 L	8-3-2
14	Feb. 17	St. Louis	3-4 O (SO)	8-3-3
15	Feb. 19	@ Chicago	3-4 O (SO)	8-3-4
16	Feb. 21	@ Dallas	4-3 W	9-3-4
17	Feb. 22	@ Nashville	1-0 W	10-3-4
18	Feb. 24	@ Detroit	3-8 L	10-4-4
19	Feb. 26	Phoenix	2-4 L	10-5-4
20	Mar. 2	Los Angeles	5-2 W	11-5-4
21	Mar. 3	@ Calgary	2-4 L	11-6-4
22	Mar. 5	San Jose	2-3 O (SO)	11-6-5
23	Mar. 7	@ Columbus	1-2 O (OT)	11-6-6
24	Mar. 10	@ Minnesota	2-4 L	11-7-6

No	Date	Opponent	Score	Record
25	Mar. 12	@ Columbus	2-1 W (SO)	12-7-6
26	Mar. 14	Nashville	7-4 W	13-7-6
27	Mar. 16	Detroit	2-5 L	13-8-6
28	Mar. 18	Minnesota	1-3 L	13-9-6
29	Mar. 19	St. Louis	3-2 W	14-9-6
30	Mar. 21	@ Phoenix	2-1 W	15-9-6
31	Mar. 23	@ Los Angeles	1-0 W	16-9-6
32	Mar. 24	@ Colorado	3-2 W	17-9-6
33	Mar. 26	Columbus	1-0 W (SO)	18-9-6
34	Mar. 28	Colorado	4-1 W	19-9-6
35	Mar. 30	@ Edmonton	0-4 L	19-10-6
36	Apr. 1	@ San Jose	2-3 L	19-11-6
37	Apr. 4	Edmonton	4-0 W	20-11-6
38	Apr. 6	Calgary	5-2 W	21-11-6
39	Apr. 8	Phoenix	2-0 W	22-11-6
40	Apr. 10	@ Calgary	4-1 W	23-11-6
41	Apr. 13	@ Colorado	3-4 L	23-12-6
42	Apr. 15	@ Nashville	5-2 W	24-12-6
43	Apr. 16	@ St. Louis	1-2 O (SO)	24-12-7
44	Apr. 18	@ Dallas	1-5 L	24-13-7
45	Apr. 20	Detroit	2-1 W (SO)	25-13-7
46	Apr. 22	Chicago	3-1 W	26-13-7
47	Apr. 25	Anaheim	1-3 L	26-14-7
48	Apr. 27	@ Edmonton	2-7 L	26-15-7

2013.14 SEASON RECORD

PACIFIC DIVISION FINISH

5th (83 Points)

COACH

John Tortorella

GM

Michael D. Gillis

CAPTAIN

Henrik Sedin

SCORING

Player	GP	G	A	PTS	PIM
H. Sedin	70	11	39	50	42
D. Sedin	73	16	31	47	38
Kesler	77	25	18	43	81
Higgins	78	17	22	39	30
Garrison	81	7	26	33	57
Kassian	73	14	15	29	124
Santorelli	49	10	18	28	6
Bieksa	76	4	20	24	104
Richardson	73	11	12	23	39
Matthias	VAN 18	3	4	7	12
	FLA 59	9	7	16	14
Edler	63	7	15	22	50
Hamhuis	79	5	17	22	26
Hansen	71	11	9	20	43
Booth	66	9	10	19	18
Tanev	64	6	11	17	8
Stanton	64	1	15	16	32
Burrows	49	5	10	15	71
Weber	49	6	4	10	16

Player	GP	G	A	PTS	PIM
Sestito	77	5	4	9	213
Dalpe	55	4	3	7	6
Schroeder	25	3	3	6	2
Jensen	17	3	3	6	10
Archibald	16	1	2	3	0
Diaz	VAN 6	1	1	2	0
Welsh	19	1	0	1	6
Corrado	15	1	0	1	4
Lain	9	1	0	1	21
Zalewski	2	0	1	1	0
Alberts	10	0	0	0	0
Pelletier	3	0	0	0	0
Sauve	3	0	0	0	0
Ferriero	2	0	0	0	0

Goaltender	GPI	MIN	GA	SO	AVG	W-L-T
Luongo	VAN 42	2,418	96	3	2.38	19-16-6
Lack	41	2,319	93	4	2.41	16-17-5
Markstrom	VAN 4	200	10	0	3.00	1-2-0
	FLA 12	614	36	0	3.52	1-6-3
Eriksson	1	36	6	0	9.99	0-0-0

RESULTS

No	Date	Opponent	Score	Record
1	Oct. 3	@ San Jose	1-4 L	0-1-0
2	Oct. 5	Edmonton	6-2 W	1-1-0
3	Oct. 6	@ Calgary	5-4 W (OT)	2-1-0
4	Oct. 8	New Jersey	3-2 W (OT)	3-1-0
5	Oct. 10	San Jose	1-4 L	3-2-0
6	Oct. 12	Montreal	1-4 L	3-3-0
7	Oct. 15	@ Philadelphia	3-2 W	4-3-0
8	Oct. 17	@ Buffalo	3-0 W	5-3-0
9	Oct. 19	@ Pittsburgh	3-4 O (SO)	5-3-1
10	Oct. 20	@ Columbus	1-3 L	5-4-1
11	Oct. 22	@ NY Islanders	5-4 W (OT)	6-4-1
12	Oct. 24	@ New Jersey	3-2 W (SO)	7-4-1
13	Oct. 25	@ St. Louis	3-2 W (OT)	8-4-1
14	Oct. 28	Washington	3-2 W	9-4-1
15	Oct. 30	Detroit	1-2 L	9-5-1
16	Nov. 2	Toronto	4-0 W	10-5-1
17	Nov. 5	@ Phoenix	2-3 O (SO)	10-5-2
18	Nov. 7	@ San Jose	4-2 W	11-5-2
19	Nov. 9	@ Los Angeles	1-5 L	11-6-2
20	Nov. 10	@ Anaheim	1-3 L	11-7-2
21	Nov. 14	San Jose	1-2 O (OT)	11-7-3
22	Nov. 17	Dallas	1-2 L	11-8-3
23	Nov. 19	Florida	2-3 O (SO)	11-8-4
24	Nov. 22	Columbus	6-2 W	12-8-4
25	Nov. 23	Chicago	1-2 L	12-9-4
26	Nov. 25	Los Angeles	2-3 O (OT)	12-9-5
27	Nov. 28	@ Ottawa	5-2 W	13-9-5
28	Nov. 30	@ NY Rangers	2-5 L	13-10-5
29	Dec. 1	@ Carolina	3-2 W	14-10-5
30	Dec. 3	@ Nashville	3-1 W	15-10-5
31	Dec. 6	Phoenix	3-2 W (OT)	16-10-5
32	Dec. 8	Colorado	3-1 W	17-10-5
33	Dec. 9	Carolina	2-0 W	18-10-5
34	Dec. 13	Edmonton	4-0 W	19-10-5
35	Dec. 14	Boston	6-2 W	20-10-5
36	Dec. 17	@ Minnesota	2-3 O (SO)	20-10-6
37	Dec. 19	@ Dallas	1-4 L	20-11-6
38	Dec. 20	@ Chicago	3-2 W (SO)	21-11-6
39	Dec. 22	Winnipeg	2-1 W	22-11-6
40	Dec. 29	@ Calgary	2-0 W	23-11-6
41	Dec. 30	Philadelphia	3-4 O (SO)	23-11-7

No	Date	Opponent	Score	Record
42	Jan. 1	Tampa Bay	2-4 L	23-12-7
43	Jan. 4	@ Los Angeles	1-3 L	23-13-7
44	Jan. 5	@ Anaheim	3-4 O (OT)	23-13-8
45	Jan. 7	Pittsburgh	4-5 O (SO)	23-13-9
46	Jan. 10	St. Louis	2-1 W	24-13-9
47	Jan. 13	@ Los Angeles	0-1 L	24-14-9
48	Jan. 15	@ Anaheim	1-9 L	24-15-9
49	Jan. 16	@ Phoenix	0-1 L	24-16-9
50	Jan. 18	Calgary	3-2 W (SO)	25-16-9
51	Jan. 21	@ Edmonton	2-1 W	26-16-9
52	Jan. 23	Nashville	1-2 L	26-17-9
53	Jan. 26	Phoenix	5-4 W (OT)	27-17-9
54	Jan. 27	Edmonton	2-4 L	27-18-9
55	Jan. 29	Chicago	2-5 L	27-19-9
56	Jan. 31	@ Winnipeg	3-4 L	27-20-9
57	Feb. 3	@ Detroit	0-2 L	27-21-9
58	Feb. 4	@ Boston	1-3 L	27-22-9
59	Feb. 6	@ Montreal	2-5 L	27-23-9
60	Feb. 8	@ Toronto	1-3 L	27-24-9
61	Feb. 26	St. Louis	1-0 W	28-24-9
62	Feb. 28	Minnesota	1-2 O (SO)	28-24-10
63	Mar. 2	Ottawa	2-4 L	28-25-10
64	Mar. 4	@ Phoenix	0-1 L	28-26-10
65	Mar. 6	@ Dallas	1-6 L	28-27-10
66	Mar. 8	Calgary	2-1 W	29-27-10
67	Mar. 10	NY Islanders	4-7 L	29-28-10
68	Mar. 12	@ Winnipeg	3-2 W (SO)	30-28-10
69	Mar. 14	@ Washington	3-4 L	30-29-10
70	Mar. 16	@ Florida	4-3 W (SO)	31-29-10
71	Mar. 17	@ Tampa Bay	3-4 L	31-30-10
72	Mar. 19	Nashville	2-0 W	32-30-10
73	Mar. 23	Buffalo	4-2 W	33-30-10
74	Mar. 26	@ Minnesota	5-2 W	34-30-10
75	Mar. 27	@ Colorado	1-3 O (OT)	34-30-11
76	Mar. 29	Anaheim	1-5 L	34-31-11
77	Apr. 1	NY Rangers	1-3 L	34-32-11
78	Apr. 5	Los Angeles	2-1 W	35-32-11
79	Apr. 7	Anaheim	0-3 L	35-33-11
80	Apr. 10	Colorado	2-4 L	35-34-11
81	Apr. 12	@ Edmonton	2-5 L	35-35-11
82	Apr. 13	Calgary	5-1 W	36-35-11

2014.15 SEASON RECORD

PACIFIC DIVISION FINISH

2nd (101 Points)

COACH

Willie Desjardins

GM

Jim Benning

CAPTAIN

Henrik Sedin

SCORING

Player	GP	G	A	PTS	PIM
D. Sedin	82	20	56	76	18
H. Sedin	82	18	55	73	22
Vrbata	79	31	32	63	20
Bonino	75	15	24	39	22
Higgins	77	12	24	36	16
Burrows	70	18	15	33	68
Hansen	81	16	17	33	27
Edler	74	8	23	31	54
Matthias	78	18	9	27	16
Dorsett	79	7	18	25	175
Horvat	68	13	12	25	16
Vey	75	10	14	24	18
Hamhuis	59	1	22	23	44
Richardson	45	8	13	21	34
Weber	65	11	10	21	30
Tanev	70	2	18	20	12
Kassian	42	10	6	16	81
Bieksa	60	4	10	14	77
Kenins	30	4	8	12	8

Player	GP	G	A	PTS	PIM
Sbisa	76	3	8	11	46
Stanton	54	3	8	11	35
Clendenen	VAN 17	0	2	2	8
	CHI 4	1	1	2	2
Baertschi	VAN 3	2	0	2	4
	CGY 15	0	4	4	6
Biega	7	1	0	1	0
Sestito	3	0	1	1	7
McMillan	VAN 8	0	1	1	0
	ARI 50	1	2	3	16
Corrado	10	1	0	1	0
Defazio	2	0	0	0	0
Jensen	5	0	0	0	0

Goaltender	GPI	MIN	GA	SO	AVG	W-L-T
Miller	45	2,542	107	6	2.53	29-15-7
Lack	41	2,324	95	2	2.45	18-13-6
Markstrom	3	78	4	0	3.09	1-1-0

RESULTS

No	Date	Opponent	Score	Record
1	Oct. 8	@ Calgary	4-2 W	1-0-0
2	Oct. 11	Edmonton	5-4 W (SO)	2-0-0
3	Oct. 17	@ Edmonton	2-0 W	3-0-0
4	Oct. 18	Tampa Bay	2-4 L	3-1-0
5	Oct. 21	@ Dallas	3-6 L	3-2-0
6	Oct. 23	@ St. Louis	4-1 W	4-2-0
7	Oct. 24	@ Colorado	3-7 L	4-3-0
8	Oct. 26	Washington	4-2 W	5-3-0
9	Oct. 28	Carolina	4-1 W	6-3-0
10	Oct. 30	Montreal	3-2 W (OT)	7-3-0
11	Nov. 1	@ Edmonton	3-2 W	8-3-0
12	Nov. 2	Nashville	1-3 L	8-4-0
13	Nov. 4	@ Colorado	5-2 W	9-4-0
14	Nov. 6	@ San Jose	3-2 W	10-4-0
15	Nov. 8	@ Los Angeles	1-5 L	10-5-0
16	Nov. 9	@ Anaheim	5-2 W (SO)	11-5-0
17	Nov. 11	Ottawa	4-3 W (OT)	12-5-0
18	Nov. 14	Arizona	0-5 L	12-6-0
19	Nov. 19	@ Edmonton	5-4 W	13-6-0
20	Nov. 20	Anaheim	3-4 O (SO)	13-6-1
21	Nov. 23	Chicago	4-1 W	14-6-1
22	Nov. 25	New Jersey	2-0 W	15-6-1
23	Nov. 28	@ Columbus	5-0 W	16-6-1
24	Nov. 30	@ Detroit	3-5 L	16-7-1
25	Dec. 2	@ Washington	4-3 W	17-7-1
26	Dec. 4	@ Pittsburgh	3-0 W	18-7-1
27	Dec. 6	@ Toronto	2-5 L	18-8-1
28	Dec. 7	@ Ottawa	3-4 O (OT)	18-8-2
29	Dec. 9	@ Montreal	1-3 L	18-9-2
30	Dec. 13	NY Rangers	1-5 L	18-10-2
31	Dec. 17	Dallas	0-2 L	18-11-2
32	Dec. 20	Calgary	3-2 W (OT)	19-11-2
33	Dec. 22	Arizona	7-1 W	20-11-2
34	Dec. 28	@ Anaheim	1-2 O (OT)	20-11-3
35	Dec. 30	@ San Jose	3-1 W	21-11-3
36	Jan. 1	Los Angeles	2-3 L	21-12-3
37	Jan. 3	Detroit	4-1 W	22-12-3
38	Jan. 6	NY Islanders	3-2 W	23-12-3
39	Jan. 8	Florida	1-3 L	23-13-3
40	Jan. 10	Calgary	0-1 L	23-14-3
41	Jan. 13	@ Nashville	1-5 L	23-15-3

No	Date	Opponent	Score	Record
42	Jan. 15	@ Philadelphia	4-0 W	24-15-3
43	Jan. 16	@ Carolina	3-0 W	25-15-3
44	Jan. 19	@ Florida	2-1 W	26-15-3
45	Jan. 20	@ Tampa Bay	1-4 L	26-16-3
46	Jan. 27	Anaheim	0-4 L	26-17-3
47	Jan. 30	Buffalo	5-2 W	27-17-3
48	Feb. 1	Minnesota	2-4 L	27-18-3
49	Feb. 3	Winnipeg	3-2 W (OT)	28-18-3
50	Feb. 5	San Jose	1-5 L	28-19-3
51	Feb. 7	Pittsburgh	5-0 W	29-19-3
52	Feb. 9	@ Minnesota	3-5 L	29-20-3
53	Feb. 11	@ Chicago	5-4 W (OT)	30-20-3
54	Feb. 13	Boston	5-2 W	31-20-3
55	Feb. 14	@ Calgary	2-3 L	31-21-3
56	Feb. 16	Minnesota	3-2 W	32-21-3
57	Feb. 19	@ NY Rangers	5-4 W (SO)	33-21-3
58	Feb. 20	@ New Jersey	2-4 L	33-22-3
59	Feb. 22	@ NY Islanders	4-0 W	34-22-3
60	Feb. 24	@ Boston	2-1 W	35-22-3
61	Feb. 26	@ Buffalo	3-6 L	35-23-3
62	Mar. 1	St. Louis	6-5 W (SO)	36-23-3
63	Mar. 3	San Jose	2-6 L	36-24-3
64	Mar. 5	@ Arizona	2-3 O (SO)	36-24-4
65	Mar. 7	@ San Jose	3-2 W	37-24-4
66	Mar. 9	Anaheim	2-1 W	38-24-4
67	Mar. 12	Los Angeles	0-4 L	38-25-4
68	Mar. 14	Toronto	4-1 W	39-25-4
69	Mar. 17	Philadelphia	4-1 W	40-25-4
70	Mar. 19	Columbus	2-6 L	40-26-4
71	Mar. 21	@ Los Angeles	4-1 W	41-26-4
72	Mar. 22	@ Arizona	3-1 W	42-26-4
73	Mar. 24	Winnipeg	5-2 W	43-26-4
74	Mar. 26	Colorado	1-4 L	43-27-4
75	Mar. 28	Dallas	3-4 O (OT)	43-27-5
76	Mar. 30	@ St. Louis	4-1 W	44-27-5
77	Mar. 31	@ Nashville	5-4 W (SO)	45-27-5
78	Apr. 2	@ Chicago	1-3 L	45-28-5
79	Apr. 4	@ Winnipeg	4-5 L	45-29-5
80	Apr. 6	Los Angeles	2-1 W (SO)	46-29-5
81	Apr. 9	Arizona	5-0 W	47-29-5
82	Apr. 11	Edmonton	6-5 W (OT)	48-29-5





ALL-TIME

ALL-TIME ROSTER

A

Adams, Greg C.	1988.89
Adams, Greg G.	1987.88 to 1994.95
Affleck, Bruce	1979.80
Agnew, Jim	1986.87 to 1991.92
Alberts, Andrew	2009.10 to 2013.14
Alexander, Claire	1977.78
Allen, Bryan	2000.01 to 2005.06
Andersson, Jonas	2010.11 to 2011.12
Antoski, Shawn	1990.91 to 1994.95
Arbour, John	1970.71
Archibald, Darren	2013.14
Arvedson, Magnus	2003.04
Ashton, Brent	1979.80 to 1980.81
Aucoin, Adrian	1994.95 to 2000.01
Auld, Alex	2001.02 to 2005.06

B

Babych, Dave	1991.92 to 1997.98
Baertschi, Sven	2014.15 to
Bakovic, Peter	1987.88
Balej, Jozef	2005.06
Ballard, Keith	2010.11 to 2012.13
Balon, Dave	1971.72 to 1972.73
Bannerman, Murray	1977.78
Barker, Cam	2012.13
Baron, Murray	1998.99 to 2002.03
Bartel, Robin	1986.87
Baumgartner, Nolan	2002.03 to 2005.06, 2008.09 to 2011.12
Bawa, Robin	1991.92
Beech, Kris	2007.08
Belanger, Jesse	1995.96
Belland, Neil	1981.82 to 1985.86
Benning, Jim	1986.87 to 1989.90
Beranek, Josef	1994.95 to 1995.96
Bernier, Steve	2008.09 to 2009.10
Berehowsky, Drake	2000.01 to 2001.02
Bergevin, Marc	2003.04
Berry, Ken	1987.88 to 1988.89
Bertuzzi, Todd	1997.98 to 2005.06
Biega, Alex	2014.15 to
Bieksa, Kevin	2005.06 to 2014.15
Bitz, Byron	2011.12
Blight, Rick	1975.76 to 1980.81
Bliznak, Mario	2009.10
Block, Ken	1970.71
Boddy, Gregg	1971.72 to 1975.76
Bodger, Doug	1999.00
Bohonos, Lonny	1996.97 to 1997.98
Boldirev, Ivan	1979.80 to 1982.83
Bolduc, Alex	2008.09 to 2010.11
Bolunchuk, Larry	1972.73
Bonino, Nick	2014.15
Bonni, Ryan	1999.00
Booth, David	2011.12 to 2013.14
Bordeleau, Paulin	1973.74 to 1975.76
Bouck, Tyler	2003.04 to 2006.07
Boudrias, Andre	1970.71 to 1975.76
Bourdon, Luc	2006.07 to 2007.08
Boyd, Randy	1987.88 to 1988.89
Bozek, Steve	1988.89 to 1990.91
Bradley, Brian	1987.88 to 1990.91
Brasar, Per-Olov	1979.80 to 1981.82
Brashear, Donald	1996.97 to 2001.02
Bridgman, Mel	1988.89
Brochu, Martin	2001.02
Brodeur, Richard	1980.81 to 1987.88
Bromley, Gary	1978.79 to 1980.81

Brookbank, Wade	2003.04 to 2005.06
Brown, Cam	1990.91
Brown, Jeff	1993.94 to 1995.96
Brown, Mike	2000.01 to 2001.02
Brown, Mike	2007.08 to 2008.09
Brown, Sean	2005.06
Bruce, David	1985.86 to 1988.89
Bubla, Jiri	1981.82 to 1985.86
Bulis, Jan	2006.07
Bullock, Bruce	1972.73 to 1976.77
Bure, Pavel	1991.92 to 1997.98
Burke, Sean	1997.98
Burrows, Alex	2005.06 to
Buskas, Rod	1989.90
Butcher, Garth	1981.82 to 1990.91
Butenschon, Sven	2005.06
Butler, Jerry	1979.80 to 1981.82

C

Callander, Drew	1978.79 to 1979.80
Campbell, Colin	1980.81 to 1981.82
Cannata, Joe	2012.13 to
Caprice, Frank	1982.83 to 1987.88
Capuano, Dave	1989.90 to 1990.91
Capuano, Jack	1990.91
Carney, Keith	2005.06
Caron, Jacques	1973.74
Carriere, Larry	1976.77 to 1977.78
Carson, Jimmy	1993.94
Carter, Anson	2005.06
Cassels, Andrew	1999.00 to 2001.02
Charbonneau, Jose	1988.89, 1993.94 to 1994.95
Chouinard, Marc	2006.07
Christie, Mike	1980.81
Chubarov, Artem	1999.00 to 2003.04
Ciccone, Enrico	1997.98
Clendening, Adam	2014.15
Cloutier, Dan	2000.01 to 2005.06
Cochrane, Glen	1985.86 to 1986.87
Connelly, Wayne	1971.72
Convery, Brandon	1997.98 to 1998.99
Cook, Bob	1970.71
Cooke, Matt	1998.99 to 2007.08
Corrado, Frank	2012.13 to
Corrigan, Mike	1970.71 to 1971.72
Coulombe, Patrick	2006.07 to 2008.09
Courtall, Geoff	1990.91 to 1994.95
Courtall, Russ	1994.95 to 1996.97
Courville, Larry	1995.96 to 1997.98
Cowan, Jeff	2006.07 to 2008.09
Coxe, Craig	1984.85 to 1987.88, 1989.90 to 1990.91
Craven, Murray	1992.93 to 1993.94
Crawford, Marc	1981.82 to 1986.87
Crowder, Troy	1996.97
Cullen, Ray	1970.71
Cullimore, Jassen	1994.95 to 1996.97
Currie, Tony	1981.82 to 1983.84

D

Daigneault, J.J.	1984.85 to 1985.86
Dailey, Bob	1973.74 to 1976.77
Dalpe, Zac	2013.14
Davison, Rob	2008.09
DeFazio, Brandon	2014.15
Delorme, Ron	1981.82 to 1984.85
DeMarco, Ab	1974.75 to 1975.76
Demitra, Pavol	2008.09 to 2009.10
Derlago, Bill	1978.79 to 1979.80

Desbiens, Guillaume	2009.10 to 2010.11
Diaz, Raphael	2013.14
Diduck, Gerald	1990.91 to 1994.95
Dirk, Robert	1990.91 to 1993.94
Doak, Gary	1970.71 to 1971.72
Dorsett, Derek	2014.15 to
Dowd, Jim	1995.96
Druken, Harold	1999.00 to 2002.03
Duco, Mike	2011.12
Dunbar, Dale	1985.86
Dunn, Dave	1973.74 to 1974.75
Dyck, Ed	1971.72 to 1973.74

E

Ebbett, Andrew	2011.12 to 2012.13
Edler, Alex	2006.07 to
Ehrhoff, Christian	2009.10 to 2010.11
Eisenhut, Neil	1993.94
Eldebrink, Anders	1981.82 to 1982.83
Ellacott, Ken	1982.83
Eriksson, Joacim	2013.14 to 2014.15
Eriksson, Roland	1978.79
Essensa, Bob	2000.01

F

Fedorov, Fedor	2002.03 to 2003.04
Fergus, Tom	1991.92 to 1992.93
Ferriero, Benn	2013.14
FitzGerald, Zack	2007.08 to 2008.09
Fitzpatrick, Rory	2006.07
Flockhart, Rob	1976.77 to 1978.79
Folco, Peter	1973.74
Fortier, Dave	1976.77
Fountain, Mike	1996.97
Fraser, Curt	1978.79 to 1982.83

G

Gagner, Dave	1998.99
Gamble, Troy	1986.87, 1988.89, 1990.91 to 1991.92
Gardner, George	1970.71 to 1971.72
Garrett, John	1982.83 to 1984.85
Garrison, Jason	2012.13 to 2013.14
Gassoff, Brad	1975.76 to 1978.79
Gelinas, Martin	1993.94 to 1997.98
Gibson, Don	1990.91
Gillis, Jere	1977.78 to 1980.81, 1983.84 to 1984.85
Glass, Tanner	2009.10 to 2010.11
Gloor, Dan	1973.74
Glynn, Brian	1993.94
Goodenough, Larry	1976.77 to 1979.80
Gordon, Andrew	2012.13
Gordon, Robb	1998.99
Goren, Lee	2005.06 to 2006.07
Gould, John	1973.74 to 1976.77
Gould, Larry	1973.74
Grabner, Michael	2009.10
Gradin, Thomas	1978.79 to 1985.86
Gragnani, Marc-Andre	2011.12
Graves, Hilliard	1976.77 to 1978.79
Green, Josh	2005.06 to 2006.07
Gregg, Randy	1991.92
Grenier, Martin	2003.04
Grisdale, John	1974.75 to 1978.79
Guevremont, Jocelyn	1971.72 to 1974.75
Guy, Kevan	1988.89 to 1990.91

H

Hall, Murray	1970.71 to 1971.72
Hall, Taylor	1983.84 to 1986.87
Halward, Doug	1980.81 to 1986.87
Hamhuis, Dan	2010.11 to
Hammond, Ken	1991.92
Hanlon, Glen	1977.78 to 1981.82
Hansen, Jannik	2006.07 to
Hargreaves, Jim	1970.71, 1972.73
Hatoum, Ed	1970.71
Hawgood, Greg	1999.00 to 2000.01
Hawkins, Todd	1988.89 to 1989.90
Hazlett, Steve	1979.80
Hedberg, Johan	2003.04
Hedican, Bret	1993.94 to 1998.99
Heinz, Rick	1981.82
Helmer, Bryan	2000.01 to 2002.03
Hendrickson, Darby	1998.99 to 1999.00
Higgins, Chris	2010.11 to
Hirsch, Corey	1995.96 to 1998.99
Hlavac, Jan	2001.02 to 2002.03
Hlinka, Ivan	1981.82 to 1982.83
Hodge, Charlie	1970.71
Hodgson, Cody	2010.11 to 2011.12
Hodgson, Dan	1986.87 to 1988.89
Holden, Josh	1998.99 to 2001.02
Holloway, Bruce	1984.85
Holt, Randy	1978.79
Homenuke, Ron	1972.73
Hordichuk, Darcy	2008.09 to 2009.10
Horvat, Bo	2014.15 to
Huber, Willie	1987.88
Hubick, Greg	1979.80
Hughes, John	1979.80
Hunter, Tim	1992.93 to 1995.96
Hurlburt, Bob	1974.75
Huscroft, Jamie	1997.98 to 1998.99

I

Irbe, Arturs	1997.98
Isbister, Brad	2007.08

J

Jackson, Dane	1993.94 to 1994.95
Jaffray, Jason	2007.08 to 2008.09
Jensen, Nicklas	2012.13 to
Johnson, Danny	1970.71 to 1971.72
Johnson, Ryan	2008.09 to 2009.10
Jokela, Mikko	2002.03
Joseph, Chris	1996.97, 1999.00
Joslin, Derek	2012.13
Jovanovski, Ed	1998.99 to 2005.06

K

Kannegiesser, Sheldon	1977.78
Kariya, Steve	1999.00 to 2001.02
Kassian, Zack	2011.12 to 2014.15
Kavanagh, Pat	2000.01 to 2003.04
Keane, Mike	2003.04
Kearns, Dennis	1971.72 to 1980.81
Kenins, Ronalds	2014.15 to
Kesa, Dan	1993.94
Kesler, Ryan	2003.04 to 2013.14
Kidd, Ian	1987.88 to 1988.89
King, Jason	2002.03 to 2003.04
Kirton, Mark	1982.83 to 1984.85
Klatt, Trent	1998.99 to 2002.03
Kocur, Joey	1995.96
Komarniski, Zenith	1999.00 to 2002.03
Korab, Jerry	1973.74

Kozak, Don	1978.79
Krajicek, Lukas	2006.07 to
Krog, Jason	2008.09
Kron, Robert	1990.91 to 1992.93
Krutov, Vladimir	1989.90
Kucera, Frantisek	1995.96 to 1996.97
Kulak, Stu	1982.83, 1986.87
Kurtenbach, Orland	1970.71 to 1973.74
Kurtz, Justin	2001.02
Kurvers, Tom	1990.91

L

LaBarbera, Jason	2008.09
Lachance, Scott	2000.01 to 2001.02
Lack, Eddie	2013.14 to 2014.15
LaFayette, Nathan	1993.94 to 1994.95
Lain, Kellan	2013.14
Lalonde, Bobby	1971.72 to 1976.77
Lampman, Mike	1973.74
Langdon, Darren	2002.03
Lanthier, Jean-Marc	1983.84 to 1985.86
Lanz, Rick	1987.88
Lapierre, Maxim	1980.81 to 1986.87
Larionov, Igor	2010.11 to 2012.13
Lawless, Paul	1989.90 to 1991.92
LeBlanc, John	1987.88
Ledyard, Grant	1986.87 to 1987.88
Leeb, Brad	1997.98
Leeman, Gary	1999.00, 2001.02
Legace, Manny	1994.95
Lemay, Moe	1999.00
Lemieux, Richard	1981.82 to 1986.87
Lenardon, Tim	1971.72 to 1973.74
Letowski, Trevor	1989.90
Lever, Don	2001.02 to 2002.03
Levie, Craig	1972.73 to 1979.80
Lidster, Doug	1986.87
Linden, Trevor	1983.84 to 1992.93
	1988.89 to 1997.98
	2001.02 to 2007.08
	1978.79 to 1983.84
	2002.03
	1974.75 to 1975.76
	1979.80 to 1980.81
	1995.96
	1985.86 to 1987.88
	2009.10
	1989.90 to 1997.98
	1970.71
	2006.07 to 2013.14
	1979.80 to 1985.86

M

MacAdam, Al	1984.85
MacDonald, Blair	1980.81 to 1982.83
MacDonald, Brett	1987.88
MacIntyre, Drew	2007.08
Mair, Jim	1972.73 to 1974.75
Maki, Wayne	1970.71 to 1972.73
Malhotra, Manny	2010.11 to 2012.13
Malik, Marek	2002.03 to 2003.04
Malkoc, Dean	1995.96
Mancari, Mark	2011.12
Manery, Kris	1979.80
Maniago, Cesare	1976.77 to 1977.78
Markstrom, Jacob	2013.14 to
Manno, Bob	1976.77 to 1980.81
Marois, Mario	1980.81
Martin, Grant	1983.84 to 1984.85
Martin, Pit	1977.78 to 1978.79
Mason, Bob	1990.91

Matthias, Shawn	2013.14 to 2014.15
Maxwell, Brad	1986.87
May, Brad	1997.98 to 1999.00
	2002.03 to 2003.04
Mazur, Jay	1988.89 to 1991.92
McAllister, Chris	1997.98 to 1998.99
McBain, Andrew	1989.90 to 1991.92
McCabe, Bryan	1997.98 to 1998.99
McCarthy, Kevin	1978.79 to 1983.84
McCarthy, Steve	2005.06
McCord, Dennis	1973.74
McDonnell, Joe	1981.82
McIlhargey, Jack	1976.77 to 1979.80
McIntyre, John	1993.94 to 1994.95
McIver, Nathan	2006.07 to 2007.08
McKichan, Steve	1990.91
McLean, Kirk	1987.88 to 1997.98
McLelland, Dave	1972.73
McMillan, Brandon	2014.15
McNab, Peter	1983.84 to 1984.85
McSheffrey, Bryan	1972.73 to 1973.74
McVicar, Rob	2005.06
Meehan, Gerry	1974.75
Melnik, Larry	1987.88 to 1989.90
Messier, Mark	1997.98 to 1999.00
Michaud, Alfie	1999.00
Miller, Aaron	2007.08
Miller, Ryan	2014.15 to
Minor, Gerry	1979.80 to 1983.84
Mitchell, Willie	2006.07 to 2009.10
Mogilny, Alexander	1995.96 to 1999.00
Mojzis, Tomas	2005.06
Molin, Lars	1981.82 to 1983.84
Momesso, Sergio	1990.91 to 1994.95
Monahan, Garry	1974.75 to 1977.78
Moran, Brad	2006.07
Morin, Stephane	1992.93 to 1993.94
Morrison, Brendan	1999.00 to 2007.08
Morrison, Dave	1984.85
Moss, Tyler	2002.03
Muckalt, Bill	1998.99 to 1999.00
Murphy, Rob	1987.88 to 1991.92
Murray, Bob	1974.75 to 1976.77
Murzyn, Dana	1990.91 to 1998.99

N

Namestnikov, John	1993.94 to 1996.97
Naslund, Markus	1995.96 to 2007.08
Nedved, Petr	1990.91 to 1992.93
Neely, Cam	1983.84 to 1985.86
Nemchinov, Sergei	1996.97
Neill, Jim	1981.82 to 1983.84
Noonan, Brian	1996.97 to 1997.98
Nordmark, Robert	1988.89 to 1990.91
Noronen, Mika	2005.06
Nycholat, Lawrence	2008.09, 2009.10

O

Oberg, Evan	2009.10 to 2010.11
Oddiefson, Chris	1973.74 to 1980.81
Odjick, Gino	1990.91 to 1997.98
O'Brien, Shane	2008.09 to 2009.10
O'Flaherty, Gerry	1972.73 to 1977.78
Ohlund, Mattias	1997.98 to 2008.09
Oksiuta, Roman	1994.95 to 1995.96
O'Neil, Paul	1973.74
Oreskovich, Victor	2010.11 to 2011.12
O'Sullivan, Chris	1999.00
Ouellet, Maxime	2005.06
Ouellet, Michel	2008.09

ALL-TIME ROSTER

P

Pahlsson, Samuel	2011.12
Paiement, Rosaire	1970.71 to 1971.72
Parent, Ryan	2010.11 to 2011.12
Park, Richard	2005.06
Peca, Mike	1993.94 to 1994.95
Pederson, Barry	1986.87 to 1989.90
Pederson, Denis	1999.00 to 2001.02
Pelletier, Pascal	2013.14
Perrault, Joel	2010.11
Peterson, Brent	1985.86 to 1986.87
Petit, Michel	1982.83 to 1987.88
Pettinger, Matt	2007.08, 2009.10
Pinizzotto, Steve	2012.13
Plavsic, Adrien	1989.90 to 1994.95
Popiel, Poul	1970.71 to 1971.72
Potvin, Felix	1999.00 to 2000.01
Pratt, Tracy	1973.74 to 1975.76
Primeau, Kevin	1980.81
Pronger, Sean	2003.04
Pyatt, Taylor	2006.07 to 2008.09

Q

Quinn, Dan	1989.90 to 1990.91
Quinn, Pat	1970.71 to 1971.72

R

Ratushny, Dan	1992.93
Raycroft, Andrew	2009.10
Raymond, Mason	2007.08 to 2012.13
Reaume, Marc	1970.71
Reid, Brandon	2002.03 to 2006.07
Reinhart, Paul	1988.89 to 1989.90
Richardson, Brad	2013.14 to 2014.15
Richardson, Glen	1975.76
Richter, Dave	1986.87 to 1987.88
Ridley, Curt	1975.76 to 1977.78
	1979.80
Ridley, Mike	1995.96 to 1996.97
Ritchie, Byron	2007.08
Rizzuto, Garth	1970.71
Roberts, David	1996.97 to 1997.98
Robertsson, Bert	1997.98 to 1998.99
Robitaille, Mike	1974.75 to 1976.77
Rochefort, Leon	1974.75 to 1975.76
Rohlicek, Jeff	1987.88 to 1988.89
Rohlin, Leif	1995.96 to 1996.97
Rome, Aaron	2009.10 to 2011.12
Ronning, Cliff	1990.91 to 1995.96
Rota, Darcy	1979.80 to 1983.84
Roy, Derek	2012.13
Rucinsky, Martin	2003.04
Ruutu, Christian	1994.95
Ruutu, Jarkko	1999.00 to 2005.06
Ryan, Prestin	2005.06 to 2006.07
Rypien, Rick	2005.06 to 2010.11

S

Sabourin, Dany	2006.07
Salo, Sami	2002.03 to 2011.12
Samuelsson, Mikael	2009.10 to 2011.12
Sanderson, Derek	1976.77
Sanderson, Geoff	1997.98, 2003.04
Sandlak, Jim	1985.86 to 1992.93
	1995.96
Sanford, Curtis	2007.08 to 2008.09
Santala, Tommi	2006.07
Santorelli, Mike	2013.14

Saunders, David	1987.88
Sauve, Yann	2010.11 to 2013.14
Sbisa, Luca	2014.15 to
Scatchard, Dave	1997.98 to 1999.00
Schaefer, Peter	1998.99 to 2001.02, 2010.11
Schella, John	1970.71 to 1971.72
Schliebener, Andy	1981.82,
	1983.84 to 1984.85
Schmautz, Bobby	1970.71 to 1973.74
	1980.81
Schneider, Cory	2008.09 to 2012.13
Schneider, Mathieu	2009.10
Schroeder, Jordan	2012.13 to 2013.14
Schultz, Jesse	2006.07
Schwab, Corey	1999.00
Sedin, Daniel	2000.01 to
Sedin, Henrik	2000.01 to
Sedlbauer, Ron	1974.75 to 1979.80
Seguin, Danny	1970.71, 1973.74
Semak, Alexander	1996.97
Semenov, Anatoli	1992.93
Sestito, Tom	2012.13 to 2014.15
Shannon, Ryan	2007.08
Sharifjanov, Vadim	1999.00
Shirokov, Sergei	2009.10 to 2010.11
Sillinger, Mike	1995.96 to 1997.98
Skriko, Petri	1984.85 to 1990.91
Skudra, Peter	2001.02 to 2002.03
Slego, Jiri	1992.93 to 1994.95, 2003.04
Sly, Darryl	1970.71
Smith, Brad	1978.79 to 1979.80
Smith, Doug	1988.89 to 1989.90
Smith, Gary	1973.74 to 1975.76
Smith, Nathan	2003.04 to 2006.07
Smolinski, Bryan	2006.07
Smyl, Stan	1978.79 to 1990.91
Snepsts, Harold	1974.75 to 1983.84
	1988.89 to 1989.90
	1997.98 to 1999.00
Snow, Garth	1973.74
Sobchuk, Gene	1998.99 to 2003.04,
Sopel, Brent	2006.07
	1971.72
Speck, Fred	1976.77
Spruce, Andy	1996.97 to 1998.99
Staios, Steve	1987.88 to 1989.90
Stanley, Daryl	2013.14 to 2014.15
Stanton, Ryan	2000.01
Stapleton, Mike	1987.88 to 1990.91
Stern, Ronnie	1984.85
Stevens, Mike	1970.71,
Stewart, Ralph	1976.77 to 1977.78
	1971.72
Stewart, Ron	1994.95 to 1995.96
Stojanov, Alek	1973.74
Stone, Steve	1997.98 to 2001.02
Strudwick, Jason	2011.12
Sturm, Marco	2011.12
Sulzer, Alexander	2011.12
Summanen, Raimo	1986.87 to 1987.88
Sundin, Mats	2008.09
Sundstrom, Patrik	1982.83 to 1986.87
Sutter, Rich	1986.87 to 1989.90
Sweatt, Bill	2011.12
Sweatt, Lee	2010.11

T

Tallon, Dale	1970.71 to 1972.73
Tambellini, Jeff	2010.11
Tambellini, Steve	1985.86 to 1987.88
Tanev, Chris	2010.11 to
Tannahill, Don	1972.73 to 1973.74
Tanti, Tony	1982.83 to 1989.90
Taylor, Ted	1970.71 to 1971.72
Tezikov, Alexei	2001.02
Tikkanen, Esa	1995.96 to 1996.97
Torres, Raffi	2010.11
Tremblay, Yannick	2006.07
Tudor, Rob	1978.79 to 1979.80

V

Vaananen, Ossi	2008.09
Vaie, Lubomir	1997.98, 1999.00
Vaive, Rick	1979.80
Valk, Garry	1990.91 to 1992.93
Vasiljevs, Herbert	2001.02
Ververgaert, Dennis	1973.74 to 1978.79
Vey, Linden	2014.15 to
Veysey, Sid	1977.78
Vilgrain, Claude	1987.88
Volpatti, Aaron	2010.11 to 2012.13
Vrbata, Radim	2014.15 to

W

Walker, Scott	1994.95 to 1997.98
Walter, Ryan	1991.92 to 1992.93
Walton, Mike	1975.76 to 1977.78
Ward, Dixon	1992.93 to 1993.94
Ward, Ron	1971.72
Warriner, Todd	2001.02 to 2002.03
Washburn, Steve	1998.99
Weaver, Mike	2007.08
Weber, Yannik	2013.14 to
Weekes, Kevin	1998.99 to 1999.00
Weeks, Steve	1987.88 to 1990.91
Weinrich, Eric	2005.06
Weise, Dale	2011.12
Wellwood, Kyle	2008.09 to 2009.10
Welsh, Jeremy	2013.14
Whitmore, Kay	1992.93 to 1994.95
Wickenheiser, Doug	1987.88
Wilcox, Barry	1972.73, 1974.75
Wiley, Jim	1975.76 to 1976.77
Wilkins, Barry	1970.71 to 1974.75
Williams, Tiger	1979.80 to 1983.84
Wilson, Dunc	1970.71 to 1972.73
	1978.79
Wiste, Jim	1970.71
Woodley, Dan	1987.88
Wotton, Mark	1994.95 to 1997.98
Wright, John	1972.73 to 1973.74

Y

York, Harry	1998.99 to 1999.00
Young, Howie	1970.71
Young, Wendell	1985.86 to 1986.87

Z

Zalewski, Michael	2013.14 to
Zetterstrom, Lars	1978.79
Zevel, Peter	1997.98 to 1998.99

1

Murray Bannerman, Bruce Bullock, Sean Burke, Ed Dyck, Ken Elacott, George Gardner, Glen Hanlon, Johan Hedberg, Charlie Hodge, Roberto Luongo, Kirk McLean, Maxime Ouellet, Peter Skudra, Gary Smith, Dunc Wilson, Wendell Young.

2

Jim Agnew, Gary Doak, Jocelyn Guevre-mont, Kevan Guy, Doug Halward, **Dan Hamhuis**, Ken Hammond, Willie Huber, Ian Kidd, Frantisek Kucera, Craig Levie, Dave Logan, Bob Manno, John Namestnikov, Mattias Ohlund, Mike Robitaille, Lars Zetterstrom.

3

Kevin Bieksa, Doug Bodger, Larry Bolonchuk, Garth Butcher, Keith Carney, Bob Dailey, Anders Eldebrink, Bret Hedican, Doug Lidster, Lars Lindgren, Joe McDonnell, Michel Petit, Pat Quinn, Brent Sopol.

4

Keith Ballard, Nolan Baumgartner, Jim Benning, Luc Bourdon, Rob Davison, Ad Demarco, Gerald Diduck, Greg Hawgood, Randy Holt, John Hughes, Frantisek Kucera, Justin Kurtz, Rick Lanz, Grant Ledyard, Bryan McCabe, Aaron Miller, Brent Sopol, Mike Walton, Barry Wilkins, Mark Wotton.

5

Bryan Allen, John Arbour, Garth Butcher, Colin Campbell, Larry Carriere, Christian Ehrhoff, Jason Garrison, Larry Goodenough, Marc-Andre Gagnani, Jim Hargreaves, Sheldon Kannegiesser, Zenith Komarniski, Lukas Krajicek, Bob Manno, Dana Murzyn, Tracy Pratt, **Luca Sbisa**, John Schella, Darryl Sly, Brad Smith, Ossi Vaananen.

6

Adrian Aucoin, Dennis Kearns, Robert Nordmark, Adrien Plavsic, Marc Reaume, Dave Richter, Sami Salo, Andy Schliebener, Alexei Tezikov, **Yannick Weber**, Howie Young.

7

David Booth, Andre Boudrias, Tony Currie, Dave Fortier, Robb Gordon, Jamie Huscroft, Gary Lupul, Pit Martin, Gerry Minor, Brendan Morrison, Barry Pederson, Dan Quinn, David Roberts, Cliff Ronning, **Linden Vey**, Sid Veysey.

8

Greg G. Adams, Jozef Balej, Rick Blight, Donald Brashear, Wayne Connelly, Taylor Hall, Danny Johnson, Moe Lemay, Marek Malik, Peter McNab, Gerry Meehan, Willie Mitchell, Jim Nil, Bobby Schmutz, Alex Stojanov, **Chris Tanev**, Eric Weinrich.

9

Ivan Boldirev, Russ Courtnall, Harold Druken, Ed Hatoum, Cody Hodgson,

Zack Kassian, Mike Keane, Gary Leeman, Don Lever, Brad May, Andrew McBain, Taylor Pyatt, Bobby Schmutz, Mike Stapleton, Dale Tallon, Tony Tanti, Lubomir Vaic, Ryan Walter, Jim Wiste.

10

Rick Blight, Brian Bradley, Pavel Bure, Drew Callander, Geoff Courtnall, Ray Cullen, Tony Currie, Bill Delargo, Anders Eldebrink, Jere Gillis, Ryan Johnson, Jean-Marc Lanthier, Moe Lemay, Trevor Letowski, Don Lever, Brad May, Dave Morrison, Brent Peterson, Bobby Schmutz, Fred Speck, Ronnie Stern, Jeff Tambellini, Esa Tikkanen, Dennis Ververgaert.

RETIRED NOV.02.13 (BURE).

11

Wayne Maki, Mark Messier, Chris Oddleifson.

12

Mike Corrigan, Rob Flockhart, Dan Gloor, Leon Rochefort, Stan Smyl, Ron Stewart, Barry Wilcox, Jim Wiley.

RETIRED NOV.03.91 (SMYL).

13

Nick Bonino, Mike Brown, Artem Chubarov, Lars Lindgren, Sergei Nemchinov, Matt Pettinger, Steve Pinizzotto, Mats Sundin, Raffi Torres, Jeremy Welsh.

14

Jesse Belanger, Lonny Bohonos, Steve Bozek, **Alex Burrows**, Bob Cook, Geoff Courtnall, Larry Courville, Peter Folco, Jere Gillis, Darby Hendrickson, Josh Holden, Scott Lachance, Moe Lemay, Blair MacDonald, Dennis McCord, Chris Oddleifson, Brandon Reid, Geoff Sanderson, Bobby Schmutz, Danny Seguin, Steve Stone, Raimo Summanen, Tony Tanti, Doug Wickenhiser, Jim Wiste, John Wright.

15

Brent Ashton, Neil Belland, Drake Berehowsky, Paulin Bordeleau, Mike Brown, J.J. Daigneault, Jim Dowd, Harold Druken, Tom Fergus, Dave Gagner, Tanner Glass, Hilliard Graves, Pat Kavanagh, John McIntyre, Rosaire Paiement, Adrien Plavsic, Sean Pronger, Brad Richardson, Byron Ritchie, Derek Roy, Rick Rypien, Peter Schaefer, Marco Sturm, Rich Sutter, Aaron Volpatti, Todd Warriner.

16

Per-Olov Brasar, Brad Gassoff, Dan Hodgson, Mark Kirtson, Stu Kulak, Trevor Linden, Don Tannahill, Ted Taylor, Barry Wilcox, Jim Wiley.

RETIRED DEC.17.08 (LINDEN).

17

Drake Berehowsky, Lonny Bohonos, Jerry Butler, Drew Callander, Jimmy Carson, Jose Charbonneau, Tony Currie, Larry

Gould, Todd Hawkins, Jan Hlavac, Ryan Kesler, Jason King, Vladimir Krutov, Paul Lawless, Bill Muckalt, Rob Murphy, Paul O'Neil, Mike Ridley, Jeff Rohlicek, Ron Sedlbauer, Danny Seguin, Vadim Sharifjanov, Patrik Sundstrom, **Radim Vrbata**, Dixon Ward, Ron Ward, Doug Wickenhiser, John Wright, Howie Young.

18

Shawn Antoski, Cam Barker, Steve Bernier, Ken Berry, Marc Crawford, Troy Crowder, Fedor Fedorov, Rory Fitzpatrick, Rob Flockhart, Larry Gould, John Grisdale, Ron Homenuke, Steve Kariya, Jason King, Robert Kron, Mike Lampman, Igor Larionov, Jim Mair, Richard Park, Poul Popiel, Bert Robertson, Darcy Rota, Geoff Sanderson, Peter Schaefer, Brad Smith, Ryan Stanton, **Chris Tanev**, Rick Vaive, Mike Weaver.

19

Claire Alexander, Ron Delorme, Dale Dunbar, Roland Eriksson, Steve Hazlett, Greg Hubick, Tim Hunter, Richard Lemieux, Kris Manery, Mario Marois, Markus Naslund, Petr Nedved, Glen Richardson, Derek Sanderson, Jim Sand-lak, Ron Stewart, Dale Tallon, Rob Tudor, Jim Wiley. **RETIRED DEC.11.10 (NASLUND).**

20

Drew Callander, Jose Charbonneau, Jeff Cowan, Bill Delargo, Guillaume Desbiens, George Gardner, Jim Hargreaves, **Chris Higgins**, John Hughes, Ryan Kesler, Bobby Lalonde, Darren Langdon, Grant Martin, Andrew McBain, Gerry Minor, John Namestnikov, Ryan Par-ent, Denis Pederson, Christian Ruuttu, Dave Scatchard, Bobby Schmutz, Jesse Schultz, Alexander Semak, Anatoli Semenov, Ronnie Stern, Steve Tambellini.

21

John Arbour, Magnus Arvedson, Peter Bakovic, Dave Balon, Tyler Bouck, Craig Cox, Zac Dalpe, Jere Gillis, John Gould, Doug Halward, Ivan Hlinka, Josh Holden, Dennis Kearns, Zenith Komarniski, Jyrki Lumme, Brandon McMillan, Rob Murphy, Cam Neely, Mason Raymond, Doug Smith, Bryan Smolinski, Gene Sobchuk.

22

Greg C. Adams, Gregg Boddy, Jeff Brown, Larry Courville, Craig Cox, Robert Dirk, Jocelyn Guevre-mont, Dan Hodgson, Dave Lowry, Bob Manno, Markus Naslund, Garth Rizzuto, **Daniel Sedin**, Andy Spruce, Tiger Williams, Peter Zezel.

23

Murray Baron, Marc Bergevin, Sean Brown, **Alex Edler**, Neil Eisenhut, Martin Gelinas, Thomas Gradin, Martin Grenier, Murray Hall, Dan Hodgson, Bryan McCabe, Gerry O'Flaherty, Paul Reinhart, Garry Valk, Dan Woodley.

ALL-TIME UNIFORM NUMBERS

24

Jonas Andersson, Bruce Bullock, Jack Capuano, Matt Cooke, Tony Currie, Raphael Diaz, Dave Dunn, Ed Dyck, Curt Fraser, Don Gibson, Randy Gregg, Darcy Hordichuk, Tom Kurvers, Doug Lidster, Len Lunde, Mark Mancari, Bryan McSheffrey, Larry Melynk, Garry Monahan, Michel Petit, Jiri Sleg, Ralph Stewart, Scott Walker.

25

Kris Beech, Kevin Bieksa, David Bruce, Andrew Cassels, Andrew Ebbett, Josh Green, Dan Kesa, Orland Kurtenbach, Nathan LaFayette, Doug Lidster, Mats Lindgren, Al MacAdam, Jim Mair, Kevin McCarthy, Stephane Morin, Michel Ouellet, Matt Pettinger, Jim Sandlak, Mike Santorelli, Sergei Shirokov, Steve Staios, Ralph Stewart, Alek Stojanov, Rob Tudor.

26

Bruce Affleck, Jim Agnew, Ken Block, **Frank Corrado**, Brandon Convery, George Gardner, Tim Hunter, Bob Hurlbert, Trent Klatt, Don Kozak, Steve McCarthy, Bryan McSheffrey, Gerry Meehan, Lars Molin, Stephane Morin, Bob Murray, Samuel Pahlsson, Martin Rucinsky, Mikael Samuelsson, Tommi Santala, Ryan Shannon, Mike Sillinger, Petri Skriko, Ralph Stewart, Steve Stone, Tiger Williams.

27

Shawn Antoski, Todd Bertuzzi, Randy Boyd, Mike Brown, Glen Cochrane, Brandon Convery, Craig Cox, Lee Goren, Brad Isbister, Mikko Jokela, Jerry Korab, Jason Krog, John LeBlanc, Manny Malhotra, Shawn Matthias, Brad Maxwell, Sergio Momesso, Leif Rohlin, Mathieu Schneider, Harold Snepsts, Mark Wotton, Harry York.

28

Luc Bourdon, Donald Brashear, Mel Bridgman, Wade Brookbank, Rod Buskas, Jerry Butler, Dave Capuano, Mike Christie, Craig Cox, Marc Crawford, Rob Flockhart, Brian Glynn, Larry Goodenough, Taylor Hall, Bryan Helmer, Chris Joseph, Joey Kocur, Jean-Marc Lanthier, John LeBlanc, Brian Noonan, Roman Oksiuta, Dan Ratushny, Yannick Tremblay, Rick Vaive, Steve Washburn.

29

Randy Boyd, Jiri Bubla, Glen Cochrane, Patrick Coulombe, Jason Jaffray, Kris Manery, Jack McIlhargey, Gino Odjick, Felix Potvin, Kevin Primeau, Aaron Rome, Peter Schaefer, Tom Sestito, Nathan Smith, Daryl Stanley, Herbert Vasiljevs.

30

Martin Brochu, Gary Bromley, Bruce Bullock, Frank Caprice, Jacques Caron, Ed Dyck, Joacim Eriksson, Mike Fountain, George Gardner, Jason LaBarbera, Ken Lockett, Cesare Maniago, Steve McKichan, Dave McLelland, **Ryan Miller**, Tyler Moss, Andrew Raycroft, Garth Snow, Dunc Wilson.

31

Shawn Antoski, Bruce Bullock, **Joe Canata**, Troy Gamble, John Garrett, Rick Heinz, Corey Hirsch, Eddie Lack, Manny Legace, Drew MacIntyre, Bob Mason, Mika Noronen, Lubomir Vaic, Steve Weeks, Dunc Wilson.

32

Jim Agnew, Peter Bakovic, Robin Bartel, Neil Belland, Tyler Bouck, Marc Chouinard, Craig Cox, Murray Craven, Bruce Holloway, Arturs Irbe, Chris Joseph, Ian Kidd, Dean Malkoc, Brad May, Lawrence Nycholat, Joel Perrault, Corey Schwab, Dale Weise.

33

Marc Crawford, Tim Lenardon, Jay Mazur, Alfie Michaud, Mike Peca, Jim Sandlak, David Saunders, **Henrik Sedin**, Mike Stevens, Steve Weeks.

34

Neil Belland, Byron Bitz, Jassen Cullimore, Guillaume Desbiens, Neil Eisenhut, Ian Kidd, Brad Lukowich, Brett MacDonald, Rob McVicar, Jeff Rohlicek, Jason Strudwick, Claude Vilgrain.

35

Alex Auld, Richard Brodeur, Bruce Bullock, Ed Dyck, Bob Essensa, Troy Gamble, **Jacob Markstrom**, Curt Ridley, Dany Sabourin, Cory Schneider, Kevin Weekes, Kay Whitmore.

36

Jim Agnew, Ryan Bonni, Josh Green, **Jannik Hansen**, Dane Jackson, Brian Loney, Chris McAllister.

37

Brandon Reid, Jarkko Ruutu, Rick Rypien.

38

Jan Bulis, Pavol Demitra, Todd Hawkins, Derek Joslin, Brad Leeb, Victor Oreskovich.

39

Enrico Ciccone, Dan Cloutier, Brandon DeFazio, Cody Hodgson, Brad Moran, Evan Oberg, Chris O'Sullivan.

40

Michael Grabner, Maxim Lapierre, **Michael Zalewski**.

41

Andrew Alberts, Robin Bawa, **Ronalds Kenins**, Prestin Ryan, Curtis Sanford.

42

Josef Beranek, Ben Ferriero, Bill Sweatt, Kyle Wellwood.

43

Don Gibson, Pat Kavanagh.

44

Dave Babych, Nolan Baumgartner, Todd Bertuzzi, Adam Clendening, Andrew Gor-

don, Rob Murphy, Pascal Pelletier.

45

Mike Brown, Jordan Schroeder.

46

Nicklas Jensen, Nathan McIver, Tomas Mojzis.

47

Sven Baertschi, Yann Sauve.

48

Cam Brown, Bert Robertsson.

49

Darren Archibald, Alex Bolduc, Zack FitzGerald.

51

Derek Dorsett

52

Sven Butenschon, Alexander Sulzer.

53

Bo Horvat

54

Kellan Lain, Aaron Volpatti.

55

Alex Biega, Ed Jovanovski, Shane O'Brien.

57

Lee Sweatt.

58

Robert Kron.

62

Mario Bliznak.

64

Evan Oberg.

66

Gino Odjick.

71

Jiri Sleg.

72

Peter Schaefer.

77

Anson Carter.

79

Mike Duco.

81

Fedor Fedorov.

89

Alexander Mogilny.

96

Pavel Bure.

ALL-TIME DRAFT SELECTIONS

2015

1	23	Brock Boeser	RW	Waterloo
2	66	Guillaume Brisebois	D	Acadie-Bathurst
3	114	Dmitry Zhukov	C	Omsk 2
4	144	Carl Neill	D	Sherbrooke
5	149	Adam Gaudette	C	Cedar Rapids
6	174	Lukas Jasek	RW	Trinec
7	210	Tate Olson	D	Prince George

2014

1	6	Jake Virtanen	LW	Calgary
1	24	Jared McCann	C	Sault Ste. Marie
2	36	Thatcher Demko	G	Boston College
3	66	Nikita Tryamkin	D	Yekaterinburg
5	126	Gustav Forsling	D	Linköping
6	156	Kyle Pettit	C	Erie
7	186	Mackenzie Stewart	D	Prince Albert

2013

1	9	Bo Horvat	C	London
1	24	Hunter Shinkaruk	F	Medicine Hat
3	85	Cole Cassels	C	Oshawa
4	115	Jordan Subban	D	Belleville
5	145	Anton Cederholm	D	Rogle Jr.
6	175	Mike Williamson	D	Spruce Grove
7	205	Miles Liberati	D	London

2012

1	26	Brendan Gaunce	C	Belleville
2	57	Alexandre Mallet	C	Rimouski
5	147	Ben Hutton	D	Kemptville/Nepean
6	177	Wesley Myron	F	Victoria
7	207	Matthew Beattie	LW	Phillips Exeter Academy

2011

1	29	Nicklas Jensen	F	Oshawa
3	71	David Honzik	G	Victoriaville
3	90	Alexandre Grenier	RW	Quebec
4	101	Joseph LaBate	C	Holy Angels
4	120	Ludwig Blomstrand	D	Djurgarden Jr.
5	150	Frank Corrado	D	Sudbury
6	180	Pathrik Westerholm	C	Malmö
7	210	Henrik Tömmernes	D	Frolunda

2010

4	115	Patrick McNally	D	Milton Academy
5	145	Adam Polasek	D	P.E.I.
6	172	Alex Friesen	C	Niagara
6	175	Jonathan Ilahti	G	SM-liiga
7	205	Sawyer Hannay	D	Halifax

2009

1	22	Jordan Schroeder	C	Minnesota
2	53	Anton Rodin	RW	U-20 Sweden
3	83	Kevin Connauton	D	Western Michigan
4	113	Jeremy Price	D	Nepean
5	143	Peter Andersson	D	Frolunda Jr.
6	173	Joe Cannata	G	Merrimack College
7	187	Steven Anthony	LW	Saint John

2008

1	10	Cody Hodgson	C	Brampton
2	41	Yann Sauve	D	Saint John
5	131	Prab Rai	RW	Seattle
6	161	Mats Fröshaug	LW	Linköping/Nyköping
7	191	Morgan Clark	G	Red Deer

2007

1	25	Patrick White	C	Tri-City
2	33	Taylor Ellington	D	Everett
5	145	Charles-Antoine Messier	C	Baie-Comeau
5	146	Ilya Kablukov	C	CSKA Moscow
6	176	Taylor Matson	F	Des Moines
7	206	Dan Gendur	RW	Everett

2006

1	14	Michael Grabner	RW	Spokane
3	82	Daniel Rahimi	D	Bjorkloven
6	163	Sergei Shirokov	RW	CSKA Moscow
6	167	Juraj Simsek	W	Kloten Jr.
7	197	Evan Fuller	C	Prince George

2005

1	10	Luc Bourdon	D	Val d'Or
2	51	Mason Raymond	LW	Camrose
4	114	Alexandre Vincent	G	Chicoutimi
5	138	Matt Butcher	C	Chilliwack
6	185	Kris Fredheim	D	Notre Dame
7	205	Mario Bliznak	C	Dubnica Jr.

2004

1	26	Cory Schneider	G	Phillips Andover Academy
3	91	Alex Edler	D	Jamtland
4	125	Andrew Sarauer	LW	Langley
5	159	Mike Brown	RW	Michigan
6	189	Julien Ellis	G	Shawinigan
8	254	Daniel Schulz	D	Swift Current
9	287	Jannik Hansen	RW	Rodovre

2003

1	23	Ryan Kesler	C	Ohio St.
2	60	Marc-Andre Bernier	RW	Halifax
4	111	Brandon Nolan	C	Oshawa
4	128	Ty Morris	LW	St. Albert
5	160	Nicklas Danielsson	RW	Brynäs
6	190	Chad Brownlee	D	Vernon
7	222	F.P. Guenette	C	Halifax
8	252	Sergei Topol	LW	Omsk
8	254	Nathan McIver	D	St. Michael's
9	285	Matthew Hansen	D	Seattle

2002

2	49	Kiril Koltsov	D	Omsk
2	55	Denis Grot	D	Elektrostal
3	68	Brett Skinner	D	Des Moines
3	83	Lukas Mensator	G	Karlovy Vary
4	114	John Laliberte	RW	New Hampshire
5	151	Rob McVicar	G	Brandon
7	214	Marc-Andre Roy	RW	Baie-Comeau
7	223	Ilya Krikunov	LW	Elektrostal
8	247	Matt Violin	G	Lake Superior St.
9	277	Thomas Nussli	RW	Zug
9	278	Matt Gens	D	St. Cloud St.

2001

1	16	R.J. Umberger	C	Ohio St.
3	66	Fedor Fedorov	C	Sudbury
4	114	Evgeny Gladskikh	RW	SK Magnitogorsk
5	151	Kevin Bieksa	D	Bowling Green
7	212	Jason King	RW	Halifax
8	245	Konstantin Mikhailov	C	HK Nizhnekamsk

ALL-TIME DRAFT SELECTIONS

2000

1	23	Nathan Smith	C	Swift Current
3	71	Thatcher Bell	C	Rimouski
3	93	Tim Branham	D	Barrie
5	144	Pavel Duma	C	Neftekhimik
7	208	Brandon Reid	C	Halifax
8	241	Nathan Barrett	C	Lethbridge
9	272	Tim Smith	C	Spokane

1999

1	2	Daniel Sedin	LW	Modo
1	3	Henrik Sedin	C	Modo
3	69	Rene Vydereny	D	Bratislava
5	129	Ryan Thorpe	LW	Spokane
6	172	Josh Reed	D	Vernon
7	189	Kevin Swanson	G	Kelowna
8	218	Markus Kankaanperä	D	Jyp HT Jyväskylä
9	271	Darrell Hay	D	Tri-City

1998

1	4	Bryan Allen	D	Oshawa
2	31	Artem Chubarov	C	Dynamo
3	68	Jarkko Ruutu	LW	HIFK Helsinki
3	81	Justin Morrison	RW	Colorado College
4	90	Regan Darby	D	Tri-City
5	136	David Jonsson	D	Leksand
5	140	Rick Bertran	D	Kitchener
6	149	Paul Cabana	RW	Fort McMurray
7	177	Vince Malts	RW	Hull
8	204	Graig Mischler	C	Northeastern
8	219	Curtis Valentine	LW	Bowling Green
9	232	Jason Metcalfe	D	London

1997

1	10	Brad Ference	D	Spokane
2	34	Ryan Bonni	D	Saskatoon
2	36	Harold Druken	D	Detroit
3	64	Kyle Freadrich	LW	Prince George
4	90	Chris Stanley	C	Belleville
5	114	David Darguzas	C	Edmonton
5	117	Matt Cockell	G	Saskatoon
6	144	Matt Cooke	LW	Windsor
6	148	Larry Shapley	D	Welland
7	171	Rod Leroux	D	Seattle
8	201	Denis Martynuk	LW	Moscow
9	227	Peter Brady	G	Powell River

1996

1	12	Josh Holden	C	Regina
3	75	Zenith Komarniski	D	Tri-City
4	93	Jonas Soling	LW	Huddinge
5	121	Tyler Prosforsky	C	Kelowna
6	147	Nolan McDonald	G	U. of Vermont
7	175	Clint Cabana	D	Medicine Hat
8	201	Jeff Scissons	C	Vernon
9	227	Lubomir Vaic	C	HC Kosice

1995

2	40	Chris McAllister	D	Saskatoon
3	61	Larry Courville	LW	Oshawa
3	66	Peter Schaefer	LW	Brandon
4	92	Lloyd Shaw	D	Seattle
5	120	Todd Norman	LW	Guelph
6	144	Brent Soper	D	Swift Current
7	170	Stewart Bodtker	C	Colorado College
8	196	Tyler Willis	RW	Swift Current
9	222	Jason Cugnet	G	Kelowna

1994

1	13	Mattias Ohlund	D	Pitea
2	39	Robb Gordon	C	Powell River
2	42	Dave Scatchard	C	Portland
3	65	Chad Allan	D	Saskatoon
4	92	Mike Dubinsky	RW	Brandon
5	117	Yanick Dube	RW	Laval
7	169	Yuri Kuznetsov	C	Omsk
8	195	Rob Trumbley	RW	Moose Jaw
9	221	Bill Muckalt	RW	Kelowna Jr. A
10	247	Tyson Nash	LW	Kamloops
11	273	Robert Longpre	C	Medicine Hat

1993

1	20	Mike Wilson	D	Sudbury
2	46	Rick Girard	C	Swift Current
4	98	Dieter Kochan	G	Kelowna
5	124	Scott Walker	D	Owen Sound
6	150	Troy Creurer	D	Notre Dame
7	176	Evgeny Babariko	C	Nizhni Novg.
8	202	Sean Tallaire	RW	Lake Superior St.
10	254	Bert Robertsson	D	Soderstalje
11	280	Sergei Tkachenko	G	Hamilton

1992

1	21	Libor Polasek	C	TJ Vitkovice
2	40	Mike Peca	C	Ottawa
2	45	Michael Fountain	G	Oshawa
3	69	Jeff Connolly	C	St. Sebastian's HS
4	93	Brent Tully	D	Peterborough
5	110	Brian Loney	RW	Ohio St. U.
5	117	Adrian Aucoin	D	Boston U.
6	141	Jason Clark	C/LW	St. Thomas Jr. B
7	165	Scott Hollis	RW	Oshawa
9	213	Sonny Mignacca	G	Medicine Hat
10	237	Mark Wotton	D	Saskatoon
11	261	Aaron Boh	D	Spokane

1991

1	7	Alek Stojanov	RW	Hamilton Dukes
2	29	Jassen Cullimore	D	Peterborough
3	51	Sean Pronger	C	Bowling Green
5	95	Dan Kesa	RW	Prince Albert
6	117	Evgeny Namestnikov	D	Novgorod
7	139	Brent Thurston	LW	Spokane
8	161	Eric Johnson	RW	Armstrong HS
9	183	David Neilson	LW	Prince Albert
10	205	Brad Barton	D	Kitchener
11	227	Jason Fitzsimmons	G	Moose Jaw
12	249	Xavier Majic	C	R.P.I.

1990

1	2	Petr Nedved	C	Seattle
1	18	Shawn Antoski	LW	North Bay
2	23	Jiri Slegr	D	Litvinov
4	65	Darin Bader	LW	Saskatoon
5	86	Gino Odjick	LW	Laval
7	128	Daryl Filipek	D	Ferris State
8	149	Paul O'Hagan	D	Oshawa
9	170	Mark Cipriano	RW	Victoria
10	191	Troy Neumeier	D	Prince Albert
11	212	Tyler Ertel	C	North Bay
12	233	Karri Kivi	D	Ilves

ALL-TIME DRAFT SELECTIONS

1989

1	8	Jason Herter	D	North Dakota
2	29	Rob Woodward	LW	Deerfield HS
4	71	Brett Hauer	D	Richfield HS
6	113	Pavel Bure	LW	CSKA
7	134	Jim Revenberg	RW	Windsor
8	155	Rob Sangster	LW	Kitchener
9	176	Sandy Moger	RW	Lake Superior St.
10	197	Gus Morschauser	G	Kitchener
11	218	Hayden O'Rear	D	Alaska
12	239	Darcy Cahill	C	Cornwall
12	248	Jan Bergman	D	Sodertalje

1988

1	2	Trevor Linden	RW	Medicine Hat
2	33	Leif Rohlin	D	VIK
3	44	Dane Jackson	RW	Vernon
6	107	Corrie D'Alessio	G	Cornell
6	122	Phil von Stefenelli	D	Boston
7	128	Dixon Ward	RW	Red Deer
8	149	Greg Geldart	C	St. Albert
9	170	Roger Akerstrom	D	Lulea
10	191	Paul Constantin	C	Burlington
11	212	Chris Wolanin	D	Illinois-Chicago
12	233	Stefan Nilsson	RW	Troja

1987

2	24	Rob Murphy	C	Laval
3	45	Steve Veilleux	D	Trois-Rivieres
4	66	Doug Torrel	C	Hibbing HS
5	87	Sean Fabian	D	Hill Murray HS
6	108	Garry Valk	RW	Sherwood Pk. HS
7	129	Todd Fanning	G	Ohio St.
8	150	Viktor Tjumeneyev	C	Spartak
9	171	Craig Daly	D	New Hampton
10	192	John Fletcher	G	Clarkson College
11	213	Roger Hansson	F	Rogle
12	233	Neil Eisenhut	C	Langley Jr. A
12	234	Matt Evo	LW	Country Day HSW

1986

1	7	Dan Woodley	C	Portland
3	49	Don Gibson	D	Winkler
4	70	Ronnie Stern	RW	Longueuil
5	91	Eric Murano	C	Calgary
6	112	Steve Herniman	D	Cornwall
7	133	Jon Helgeson	C	Rosseau HS
8	154	Jeff Noble	C	Kitchener
9	175	Matt Merton	G	Stratford Jr. B
10	196	Marc Lyons	D	Kingston
11	217	Todd Hawkins	RW	Belleville
12	238	Vladimir Krutov	LW	CSKA

1985

1	4	Jim Sandlak	RW	London
2	25	Troy Gamble	G	Medicine Hat
3	46	Shane Doyle	D	Belleville
4	67	Randy Siska	C/LW	Medicine Hat
5	88	Robert Kron	C	Zetor Brno
6	109	Martin Hrstka	LW	Ingstad Brno
7	130	Brian McFarlane	RW	Seattle
8	151	Hakan Ahlund	RW	Orebro
9	172	Curtis Hunt	D	Prince Albert
10	193	Carl Valimont	D	U. of Lowell
11	214	Igor Larionov	C	CSKA
12	235	Darren Taylor	C	Calgary

1984

1	10	J.J. Daigneault	D	Longueuil
2	31	Jeff Rohlicek	C	Portland
3	52	David Saunders	LW	St. Lawrence U.
3	55	Landis Chaulk	LW	Calgary
3	58	Mike Stevens	LW	Kitchener
4	73	Brian Bertuzzi	C	Kamloops
5	94	Brett MacDonald	D	North Bay
6	115	Jeff Korchinski	D	Clarkson
7	136	Blaine Chrest	C	Portland
8	157	Jim Agnew	D	Brandon
9	178	Rex Grant	G	Kamloops
10	198	Ed Lowmyer	RW	Boston U.
11	219	Doug Clarke	D	Colorado College
12	239	Ed Kister	D	London

1983

1	9	Cam Neely	RW	Portland
2	30	David Bruce	RW	Kitchener
3	50	Scott Tottle	RW	Peterborough
4	70	Tim Lorenz	LW	Portland
5	90	Doug Quinn	D	Nanaimo
6	110	Dave Lowry	LW	London
7	130	Terry Maki	LW	Brantford
8	150	John Labatt	C	Minnetonka HS
9	170	Allan Measures	D	Calgary
10	190	Roger Grillo	D	U. of Maine
11	210	Steve Kayser	D	U. of Vermont
12	230	Jay Mazur	RW	Breck HS

1982

1	11	Michel Petit	D	Sherbrooke
3	53	Yves Lapointe	LW	Shawinigan
4	71	Shawn Kilroy	G	Peterborough
6	116	Taylor Hall	LW	Regina
7	137	Parie Proft	D	Calgary
8	158	Newell Brown	C	Michigan State
9	179	Don McLaren	RW	Ottawa
10	200	Al Raymond	LW	Niagara Falls
11	221	Steve Driscoll	LW	Cornwall
12	242	Shawn Green	RW	Victoria

1981

1	10	Garth Butcher	D	Regina
3	52	Jean-Marc Lanthier	RW	Sorel
4	73	Wendell Young	G	Kitchener
5	105	Moe Lemay	LW	Ottawa
6	115	Stu Kulak	RW	Victoria
7	136	Bruce Holloway	D	Regina
8	157	Petri Skriko	LW	Saipa
9	178	Frank Caprice	G	London
10	199	Rejean Vignola	C	Shawinigan

1980

1	7	Rick Lanz	D	Oshawa
3	49	Andy Schliebener	D	Peterborough
4	70	Marc Crawford	LW	Cornwall
5	91	Darrell May	G	Portland
6	112	Ken Berry	LW	Canadian Oly.
7	133	Doug Lidster	D	Colorado College
8	154	John O'Connor	D	U. of Vermont
9	175	Patrik Sundstrom	C	Bjorkloven
10	196	Grant Martin	C	Kitchener

1979

1	5	Rick Vaive	RW	Sherbrooke
2	26	Brent Ashton	LW	Saskatoon
3	47	Ken Elacott	LW	Peterborough
4	68	Arthur Rutland	C	Sault St. Marie
5	89	Dirk Graham	RW	Regina
6	110	Shane Swan	D	Sudbury

ALL-TIME DRAFT SELECTIONS

1978

1	4	Bill Derlago	C	Brandon
2	22	Curt Fraser	LW	Victoria
3	40	Stan Smyl	RW	New Westminster
4	56	Harald Luckner	C	Farjestads
4	57	Brad Smith	RW	Sudbury
6	90	Gerry Minor	C	Regina
7	107	Dave Ross	C	Portland
8	124	Steve O'Neill	LW	Providence
9	141	Charlie Antetomaso	D	Boston College
10	158	Richards Martens	G	New Westminster

1977

1	4	Jere Gillis	LW	Sherbrooke
2	22	Jeff Bandura	D	Portland
3	40	Glen Hanlon	G	Brandon
4	56	Dave Morrow	D	Calgary
4	58	Murray Bannerman	G	Victoria
5	76	Steve Hazlett	LW	St. Catharines
6	94	Brian Drumm	LW	Peterborough
7	112	Ray Creasey	C	New Westminster

1976

2	26	Bob Manno	D	St. Catharines
3	44	Rob Flockhart	LW	Kamloops
4	62	Elmer Ray	LW	Calgary
5	80	Dick Durston	LW	Victoria
6	98	Rob Tudor	RW	Regina
7	114	Brad Rhiness	C	Kingston
8	122	Stu Ostlund	C	Michigan Tech

1975

1	10	Rick Blight	RW	Brandon
2	28	Brad Gassoff	LW	Kamloops
3	46	Norm LaPointe	G	Trois-Rivieres
4	64	Glen Richardson	LW	Hamilton
5	82	Doug Murray	LW	Brandon
6	100	Bob Watson	RW	Flin Flon
7	118	Brian Shmyr	C	New Westminster
8	136	Allan Fleck	LW	New Westminster
9	152	Bob McNiece	D	New Westminster
11	182	Sid Veysey	C	Sherbrooke

1974

2	23	Ron Sedlbauer	LW	Kitchener
3	41	John Hughes	D	Toronto
4	59	Harold Snepsts	D	Edmonton
5	77	Mike Rogers	C	Calgary
6	95	Andy Spruce	LW	London
7	113	Jim Clarke	D	Toronto
8	130	Robbie Watt	LW	Flin Flon
9	147	Marc Gaudreault	D	Lake Superior St.

1973

1	3	D. Ververgeart	RW	London
1	9	Bob Dailey	D	Toronto
2	19	Paulin Bordeleau	RW	Toronto
3	35	Paul Sheard	RW	Ottawa
4	51	Keith Mackie	D	Edmonton
5	67	Paul O'Neil	C	Boston
6	83	Jim Cowell	C	Ottawa
7	99	Clay Heberton	G	Portland
8	115	John Senkpiel	LW	Vancouver
9	131	Peter Folco	D	Quebec
10	147	Terry McDougall	C	Swift Current

1972

1	3	Don Lever	LW	Niagara Falls
2	19	Bryan McSheffrey	RW	Ottawa
3	35	Paul Raymer	LW	Peterborough
4	51	Ron Homenuke	RW	Calgary
5	67	Larry Bolonchuk	D	Winnipeg
6	83	Dave McLelland	G	Brandon
7	99	Dan Gloor	C	Peterborough
8	115	Dennis McCord	D	London
9	131	Steve Stone	RW	Niagara Falls

1971

1	3	J. Guevremont	D	Montreal Jr.
2	17	Bobby Lalonde	C	Montreal Jr.
3	39	Richard Lemieux	C	Montreal Jr.
5	59	Mike McNiven	D	Halifax Jr.
6	73	Tim Steeves	RW	Prince Edward Isl.
7	87	Bill Green	D	Notre Dame
8	101	Norm Cherrey	F	U. of Wisconsin
8	102	Bob Murphy	F	Cornwall

1970

1	2	Dale Tallon	D	Toronto
2	16	Jim Hargreaves	D	Winnipeg
3	30	Ed Dyck	G	Calgary
4	44	Brent Taylor	F	Estevan
5	58	Bill McFadden	F	Swift Current
6	72	Dave Gilmour	LW	London

SUPPLEMENTAL DRAFT

1986	22	David Gourelle	D	U. of Denver
1987	18	Steve Johnson	RW	North Dakota
1988	2	Andy Gribble	RW	Bowling Green
	7	Steve McKichan	G	Miami of Ohio
1989	13	Jeff Napierala	RW	Lake Superior St.
1990	2	Paul Dukovac	D	Cornell
	6	N. Krumpshmid	C	Ferris St.
1991	13	Scott Meehan	D	U. of Lowell

JUNE 10, 1970

John Arbour from Pittsburgh for cash.

JUNE 10, 1970

Andre Boudrias from St. Louis for 1970 7th and ninth round draft picks.

DECEMBER 3, 1970

John Arbour to St. Louis for cash.

MAY 25, 1971

Greg Boddy from Montreal for cash and a third round draft pick (Jim Cahoon) in 1971.

JUNE 8, 1971

Gary Bredin and John Cunniff from Detroit for Irv Spencer and Bob Dillabough.

SEPTEMBER 14, 1971

Rey Comeau to Montreal for cash.

NOVEMBER 16, 1971

Ron Stewart, Wayne Connelly and Dave Balon from NY Rangers for Gary Doak and Jim Wiste.

NOVEMBER 21, 1971

Bob Cook to Detroit for cash.

MARCH 5, 1972

Ron Stewart to NY Rangers for cash.

MARCH 6, 1972

Jim Niekamp from Detroit for Ralph Stewart.

MAY 14, 1973

Gary Smith and Jerry Korab from Chicago for Dale Tallon.

MAY 29, 1973

Larry McIntyre and Murray Heatley from Toronto to Dunc Wilson.

DECEMBER 10, 1973

Mike Lampman from St. Louis for John Wright.

DECEMBER 27, 1973

John Gould and Tracy Pratt from Buffalo for Jerry Korab.

FEBRUARY 7, 1974

Chris Oddleifson, Fred O'Donnell and Mike Walton from Boston for Bobby Schmautz.

SEPTEMBER 15, 1974

Jacques Caron traded to Buffalo for future considerations.

OCTOBER 4, 1974

Leon Rochefort from Atlanta for cash.

OCTOBER 14, 1974

Gerry Meehan and Mike Robitaille from Buffalo for Jocelyn Guevremont and Bryan McSheffrey.

OCTOBER 16, 1974

Garry Monahan and John Grisdale from Toronto for Dave Dunn.

NOVEMBER 4, 1974

Ab Demarco from Pittsburgh for Barry Wilkins.

MARCH 9, 1975

Bob Murray from Atlanta for Gerry Meehan.

JANUARY 14, 1976

Ab Demarco to Los Angeles for a second round draft pick (Brian Hill) in 1977.

JANUARY 20, 1976

Curt Ridley from Atlanta for first round pick (Dave Shand) in 1976.

AUGUST 23, 1976

Cesare Maniago from Minnesota for Gary Smith.

SEPTEMBER 4, 1976

Tracy Pratt to Colorado for cash.

OCTOBER 6, 1976

Ralph Stewart and Dave Fortier from NY Islanders for cash.

DECEMBER 2, 1976

Hilliard Graves and Larry Carriere from Atlanta for John Gould and a second round draft pick (Brian Hill) in 1977.

JANUARY 20, 1977

Larry Goodenough and Jack McIlhargey from Philadelphia for Bob Dailey.

FEBRUARY 18, 1977

Derek Sanderson from St. Louis for cash.

NOVEMBER 4, 1977

Pit Martin from Chicago for future considerations (Murray Bannerman).

NOVEMBER 21, 1977

Sheldon Kannegiesser from Los Angeles for Larry Carriere.

JANUARY 29, 1978

Claire Alexander from Toronto for cash.

JUNE 12, 1978

Mike Walton to St. Louis for a fourth round draft pick (Harald Luckner) in 1978.

JUNE 14, 1978

Rights to Thomas Gradin from Chicago for second round draft pick (Steve Ludzik) in 1980.

SEPTEMBER 13, 1978

Garry Monahan to Toronto for cash.

OCTOBER 1, 1978

Ralph Stewart to NY Islanders for cash.

NOVEMBER 17, 1978

Dunc Wilson from Pittsburgh for cash.

DECEMBER 31, 1978

Kevin McCarthy and Drew Callander from Philadelphia for Dennis Vervegaert. Don Kozak from Los Angeles for Randy Holt.

JULY 19, 1979

Chuck Aranson from Minnesota for future considerations/cash.

NOVEMBER 6, 1979

Bruce Affleck and Gord Buynak from St. Louis for cash.

DECEMBER 10, 1979

Per-Olov Brasar from Minnesota for a second round draft pick (Mike Sands) in 1981.

DECEMBER 21, 1979

Harold Phillipoff and Dave Logan from Chicago for Ron Sedlbauer.

JANUARY 2, 1980

Jack McIlhargey to Philadelphia for cash and future considerations.

JANUARY 4, 1980

Kris Manery from Minnesota for a second round draft pick (then traded to Montreal-Kent Carlson) in 1982.

FEBRUARY 8, 1980

Darcy Rota and Ivan Boldirev from Atlanta for Don Lever and Brad Smith.

FEBRUARY 10, 1980

Curt Ridley to Toronto for cash.

FEBRUARY 18, 1980

Dave Williams and Jerry Butler from Toronto for Rick Vaive and Bill Derlago.

FEBRUARY 28, 1980

Bruce Affleck and Gord Buynak to St. Louis for cash.

OCTOBER 6, 1980

Richard Brodeur from NY Islanders for switch of 1981 fifth round draft picks (Vancouver chose Moe Lemay; NY selected Jacques Sylvestre).

NOVEMBER 11, 1980

Mario Marois and Jim Mayer from NY Rangers for Jere Gillis and Jeff Bandura.

DECEMBER 8, 1980

Mike Christie from Colorado for cash.

MARCH 8, 1981

Doug Halward from Los Angeles for Gary Bromley and a 1982 fifth round draft pick (Ulf Isaksson).

ALL-TIME TRADES

MARCH 10, 1981

Garry Lariviere from Quebec for Mario Marois. Garry Lariviere and Ken Berry to Edmonton for Blair MacDonald and rights to Lars-Gunnar Petersson.

JULY 15, 1981

Brent Ashton and 1982 fourth round draft pick (Tom Martin) to Winnipeg as compensation for signing Ivan Hlinka and Jiri Bubla.

MARCH 9, 1982

Tony Currie, Jim Nill, Rick Heinz and a fourth round draft pick in 1982 (Shawn Kilroy) from St. Louis for Glen Hanlon.

JUNE 3, 1982

Rick Heinz to St. Louis for cash.

JANUARY 6, 1983

Tony Tanti from Chicago for Curt Fraser.

JANUARY 17, 1983

Mark Kirton from Detroit for Ivan Boldirev.

FEBRUARY 4, 1983

John Garrett from Quebec for Anders Eldebrink.

OCTOBER 20, 1983

Lars Lindgren to Minnesota for a third round draft pick (Landis Chaulk) in 1984.

JANUARY 26, 1984

Third round pick from Pittsburgh for Kevin McCarthy.

FEBRUARY 3, 1984

Peter McNab from Boston for Jim Nill.

JUNE 21, 1984

Al MacAdam from Minnesota for Harold Snepsts.

AUGUST 8, 1984

Rob McClanahan from Detroit for Dave Williams.

MARCH 12, 1985

Glen Cochrane from Philadelphia for third round draft pick (Don Gibson) in 1986.

JUNE 6, 1986

Barry Pederson from Boston for Cam Neely and a 1987 first round draft pick (Glen Wesley).

JUNE 6, 1986

Dave Richter and Rich Sutter from Philadelphia for J.J. Daigneault.

OCTOBER 2, 1986

Brad Maxwell from Toronto for fifth round draft pick (Leonard Esau) in 1988.

NOVEMBER 21, 1986

Doug Halward to Detroit for a sixth round draft pick (Phil von Stefenelli) in 1988.

DECEMBER 11, 1986

Stu Kulak to Edmonton for cash.

DECEMBER 12, 1986

Dan Hodgson and Jim Benning from Toronto for Rick Lanz.

MARCH 10, 1987

Raimo Summanen from Edmonton for Moe Lemay.

JUNE 1, 1987

Shane Doyle to New Jersey for a 12th round draft pick (Neil Eisenhut) in 1987.

JUNE 13, 1987

5th round draft pick (Sean Fabian) in 1987. Draft from Philadelphia for fifth round draft pick (Peter White) in 1989.

AUGUST 27, 1987

Darren Jensen and Daryl Stanley from Philadelphia for Wendell Young and a third round draft choice (Kimbli Daniels) in the 1990 Draft.

SEPTEMBER 15, 1987

Kirk McLean and Greg Adams from New Jersey for Patrik Sundstrom, a fourth round draft pick in 1988 (Matt Ruchty) and a switch of second round drafts in 1988. (Vancouver selected Leif Rohlin; New Jersey picked Jeff Christian).

OCTOBER 6, 1987

Mike Stevens to Boston for cash.

NOVEMBER 4, 1987

Larry Melnyk and Willie Huber from NY Rangers for Michel Petit.

MARCH 1, 1988

Paul Lawless and a fifth round draft pick (Peter White) from Philadelphia for Willie Huber.

MARCH 6, 1988

Brian Bradley, Kevan Guy and Peter Bakovic from Calgary for Craig Cox and cash.

MARCH 8, 1988

Steve Weeks from Hartford for Richard Brodeur.

SEPTEMBER 6, 1988

Paul Reinhart and Steve Bozek from Calgary for a third round draft pick (Veli-Pekka Kautonen) in the 1989 NHL Entry Draft.

SEPTEMBER 7, 1988

Robert Nordmark and a second round draft pick (Craig Darby) from St. Louis for Dave Richter.

SEPTEMBER 29, 1988

Ernie Vargas from St. Louis for Dave Lowry.

JANUARY 9, 1989

Jamie Hugen from Winnipeg for Robin Bartel.

JANUARY 25, 1989

Jose Charbonneau from Montreal for Dan Woodley.

FEBRUARY 26, 1989

Rights to Peter DeBoer from Toronto for Paul Lawless.

MARCH 7, 1989

Doug Smith and Greg C. Adams from Edmonton for John LeBlanc and a fifth round draft pick (Peter White) in 1989. Tim Lenardon from New Jersey for Claude Vilgrain.

JUNE 17, 1989

Frank Caprice to Boston for 12th round draft pick (Jan Bergman) in 1989.

OCTOBER 24, 1989

Rod Buskas from Pittsburgh for sixth round draft pick (Ian Moran) in 1990.

JANUARY 8, 1990

Dan Quinn, Andrew McBain, and Dave Capuano from Pittsburgh for Tony Tanti, Barry Pederson and Rod Buskas.

FEBRUARY 26, 1990

Doug Smith to Pittsburgh for cash.

MARCH 6, 1990

Adrien Plavsic, a 1st round draft pick in 1990 (Shawn Antoski), and a second round draft pick in 1991 (Craig Darby) from St. Louis for Rich Sutter, Harold Snepsts and a second round draft pick (Craig Johnson) in 1990. Jyrki Lumme from Montreal for a second round draft pick (Craig Darby) in 1991. Jack Capuano from NY Islanders for Jeff Rohlicek.

SEPTEMBER 7, 1990

Dave Mackey from Minnesota for future considerations.

JANUARY 12, 1991

Gerald Diduck from Montreal for a fourth round draft pick (Vladimir Vujtek) in 1991.

JANUARY 13, 1991

Tom Kurvers from Toronto for Brian Bradley.

JANUARY 16, 1991

Petri Skriko to Boston for a second round draft pick (Mike Peca) in 1992.

JANUARY 22, 1991

Brian Blad from Toronto for Todd Hawkins.

MARCH 5, 1991

Cliff Ronning, Sergio Momesso, Geoff Courtall, Robert Dirk and a fifth round draft pick (Brian Loney) in 1992 from St. Louis for Garth Butcher and Dan Quinn. Dana Murzyn from Calgary for Ron Stern and Kevan Guy. Steve Weeks to Buffalo for cash.

JUNE 22, 1991

Dave Babych from Minnesota for Tom Kurvers.

JULY 31, 1991

Robin Bawa from Washington for cash.

DECEMBER 18, 1991

Tom Fergus from Toronto for cash.

MARCH 9, 1992

Ken Hammond from San Jose for an eighth round draft pick (C.J. Denomme) in 1992.

OCTOBER 1, 1992

Kay Whitmore from Hartford for Corrie D'Alessio and a fifth round draft pick in 1993.

NOVEMBER 3, 1992

Anatoli Semenov from Tampa Bay for Dave Capuano and a fourth round draft pick (later traded to N.J. then to Calgary – Ryan Duthie) in 1994.

DECEMBER 15, 1992

Rick Lessard from San Jose for Robin Bawa.

JANUARY 29, 1993

Tim Taylor from Washington for Eric Murano.

MARCH 22, 1993

Murray Craven and a return of 1993 fifth round draft pick (Scott Walker) from Hartford for Robert Kron, Jim Sandlak and a third round draft pick (Marek Malik) in 1993. Dan Ratushny from Winnipeg for a ninth round draft pick (Harjis Vitolinsh) in 1993.

JUNE 23, 1993

John Vanbiesbrouck from NY Rangers for Doug Lidster.

JANUARY 8, 1994

Jimmy Carson from Los Angeles for Dixon Ward and a conditional pick in the 1995 NHL Entry Draft.

MARCH 14, 1994

Craig Janney and a second round pick (Dave Scatchard) in the 1994 NHL Entry Draft from St. Louis as compensation for the signing of free agent Petr Nedved.

MARCH 21, 1994

Jeff Brown, Bret Hedican and Nathan LaFayette from St. Louis for Craig Janney. A fourth round draft pick (Mike Dubinsky) in 1994 from Chicago for Robert Dirk.

JUNE 29, 1994

Artur Oktyabrev from Winnipeg for a sixth round draft pick (Steve Vezina) in 1994.

FEBRUARY 15, 1995

Josef Beranek acquired from Philadelphia in exchange for Shawn Antoski.

MARCH 10, 1995

Christian Ruuttu acquired from Chicago in exchange for Murray Craven.

MARCH 22, 1995

Adrien Plavsic to Tampa Bay in exchange for a fifth round draft pick (David Darguzas) in the 1997 NHL Entry Draft.

APRIL 7, 1995

Russ Courtnall acquired from Dallas in exchange for Greg Adams, Dan Kesa and a fifth round draft pick (later traded to LA – Jason Morgan) in 1995.

APRIL 7, 1995

Corey Hirsch acquired from New York Rangers in exchange for Nathan LaFayette.

APRIL 7, 1995

Roman Oksuta acquired from Edmonton in exchange for Jiri Slegr.

APRIL 7, 1995

Bogdan Savenko and 1995 third round draft pick acquired from Chicago in exchange for Gerald Diduck.

JULY 8, 1995

Alexander Mogilny acquired from Buffalo in exchange for Mike Peca, Mike Wilson and first round pick in the 1995 NHL Entry Draft (Jay McKee).

JULY 8, 1995

Mike Ridley acquired from Toronto in exchange for Sergio Momesso.

AUGUST 24, 1995

Sixth round pick (Larry Shapley) in the 1997 NHL Entry Draft acquired from Edmonton for Brett Hauer.

NOVEMBER 23, 1995

Esa Tikkanen acquired from New Jersey Devils in exchange for a second round draft choice (Wesley Mason) in 1996 NHL Entry Draft.

DECEMBER 19, 1995

Frantisek Kucera, Jim Dowd and a second round pick (Ryan Bonni) in the 1997 NHL Entry Draft acquired from Hartford in exchange for Jeff Brown and a third round draft pick (later traded to Calgary – Paul Manning) in the 1998 NHL Entry Draft.

MARCH 15, 1996

Mike Sillinger acquired from Anaheim in exchange for Roman Oksuta.

MARCH 20, 1996

Jesse Belanger acquired from Florida in exchange for future considerations (third round draft pick in 1996–Oleg Kvasha). Markus Naslund from Pittsburgh in

exchange for Alek Stojanov. Joe Kocur acquired from NY Rangers in exchange for Kay Whitmore.

NOVEMBER 13, 1996

Donald Brashear acquired from Montreal in exchange for Jassen Cullimore.

MARCH 8, 1997

Sergei Nemchinov and Brian Noonan from New York Rangers for Esa Tikkanen and Russ Courtnall.

MARCH 20, 1997

Josef Beranek to Pittsburgh for future considerations. Frantisek Kucera to Philadelphia for future considerations.

JANUARY 2, 1998

Sean Burke, Geoff Sanderson and Enrico Ciccone from Carolina for Martin Gelinas and Kirk McLean.

FEBRUARY 4, 1998

Conditional sixth round draft pick (traded back to Philadelphia on March 24) in 1998 from Philadelphia for Mike Sillinger.

FEBRUARY 4, 1998

Brad May and a third round draft pick in 1999 from Buffalo for Geoff Sanderson.

FEBRUARY 5, 1998

Peter Zeezel from New Jersey for a fifth round draft pick (Anton But) in 1998.

FEBRUARY 6, 1998

Bryan McCabe, Todd Bertuzzi and a third round draft choice in 1998 (Jarkko Ruutu) from NY Islanders for Trevor Linden.

MARCH 3, 1998

8th round draft pick in 1998 (Graig Mischler) from Boston for Grant Ledyard.

MARCH 4, 1998

Garth Snow from Philadelphia for Sean Burke.

MARCH 7, 1998

Brandon Convery from Toronto for Lonny Bohonos.

MARCH 14, 1998

Jamie Huscroft from Tampa Bay for Enrico Ciccone.

MARCH 23, 1998

Jason Strudwick from NY Islanders for Gino Odjick.

MARCH 24, 1998

A third round draft pick in 1998 (Justin Morrison) from Philadelphia for Dave Babych and a fifth round choice in 1998.

ALL-TIME TRADES

OCTOBER 19, 1998

Trent Klatt from Philadelphia for a sixth round draft pick in 2000.

JANUARY 17, 1999

Ed Jovanovski, Dave Gagner, and the rights to Kevin Weekes and Mike Brown along with a first round draft pick in either 1999 or 2000 from Florida in exchange for Pavel Bure, Bret Hedican and the rights to Brad Ference along with a third round draft pick (in the year that Florida exercises its option to convey the 1st round pick).

FEBRUARY 16, 1999

Darby Hendrickson from Toronto in exchange for Chris McAllister.

MARCH 8, 1999

Future considerations from Phoenix for Jamie Huscroft.

MARCH 23, 1999

Future considerations from Anaheim for Peter Zehl (Nullified March 24, 1999).

JUNE 1, 1999

Rights to Pat Kavanagh from Philadelphia for a sixth round pick in the 1999 NHL Entry Draft.

JUNE 26, 1999

Canucks acquire the fourth overall selection in the 1999 NHL Entry Draft from Chicago in exchange for Bryan McCabe and Vancouver's first round choice in the 2000 or 2001 NHL Entry Draft.

JUNE 26, 1999

Canucks acquire the first overall selection in the 1999 NHL Entry Draft from Tampa Bay in exchange for the fourth overall selection in the 1999 Entry Draft (previously acquired from Chicago) and two third round picks in the 1999 NHL Entry Draft (No. 75, which was compensatory, and No. 88, previously acquired from Buffalo).

JUNE 26, 1999

Canucks acquire the second overall pick in the 1999 NHL Entry Draft (Daniel Sedin) and a third round conditional draft pick in 2000 from Atlanta in exchange for the number one overall selection in the 1999 NHL Entry Draft (previously acquired from Tampa).

JUNE 26, 1999

Canucks acquire San Jose's sixth round pick in the 1999 NHL Entry Draft (Josh Reed) from San Jose in exchange for Vancouver's sixth round selection in 2001.

OCTOBER 28, 1999

Canucks acquire Corey Schwab from Atlanta in exchange for a conditional draft pick in the 2000 NHL Entry Draft.

DECEMBER 19, 1999

Canucks acquire Felix Potvin and a second and third round pick in the 2000 NHL Entry Draft from the NY Islanders in exchange for Bill Muckalt, Dave Scatchard and Kevin Weekes.

JANUARY 14, 2000

Canucks acquire Vadim Sharifjanov from New Jersey in exchange for a second round pick in the 2000 NHL Entry Draft. The deal also includes the two teams exchanging third round selections in the 2000 NHL Entry Draft.

MARCH 14, 2000

Canucks acquire Brendan Morrison and Denis Pederson from New Jersey in exchange for Alexander Mogilny.

JUNE 24, 2000

Canucks acquire a Conditional Draft Pick in 2001 from Phoenix in exchange for Brad May.

JUNE 24, 2000

Canucks trade their second round pick in the 2000 NHL Entry Draft to Atlanta for their 2nd round pick in 2001. Also part of the deal sees the two teams swap third round picks in the 2001 NHL Entry Draft.

DECEMBER 28, 2000

Canucks acquire Mike Stapleton from the NY Islanders in exchange for their ninth round pick in the 2001 NHL Entry Draft.

FEBRUARY 7, 2001

Canucks acquire Dan Cloutier from Tampa Bay in exchange for Adrian Aucoin and a second round pick in the 2001 NHL Entry Draft.

FEBRUARY 15, 2001

Canucks acquire future considerations (2002 3rd round draft pick – Lukas Mensator) from Los Angeles in exchange for Felix Potvin.

MARCH 9, 2001

Canucks acquire Drake Berehowsky from Nashville in exchange for a 2001 (Atlanta's) second round pick.

MAY 31, 2001

Canucks acquire Alex Auld from Florida in exchange for a 2001 second round pick and 2002 third round pick.

NOVEMBER 10, 2001

Canucks acquire Trevor Linden and a second round pick in the 2002 or 2003 NHL Entry Draft from Washington in exchange for Vancouver's first round pick in 2002 and third round pick in 2003.

DECEMBER 17, 2001

Canucks acquire Jan Hlavac and a third round draft pick in the 2002 NHL Entry

Draft from Philadelphia in exchange for Donald Brashear and a sixth round draft pick in 2002.

DECEMBER 28, 2001

Canucks acquire Tyler Bouck, Trevor Letowski, Todd Warriner and a third round draft choice in 2003 from Phoenix, in exchange for Drake Berehowsky and Denis Pederson.

JUNE 23, 2002

Canucks acquire Jeff Farkas from Toronto in exchange for Josh Holden.

JUNE 26, 2002

Canucks acquire future considerations from Toronto in exchange for Ryan Bonni.

SEPTEMBER 4, 2002

Canucks acquire rights to Tomas Mojzis from Toronto in exchange for Brad Leeb.

SEPTEMBER 21, 2002

Canucks acquire Sami Salo from Ottawa in exchange for Peter Schaefer.

NOVEMBER 1, 2002

Canucks acquire Darren Langdon and Marik Malik from Carolina in exchange for Harold Druken and Jan Hlavac.

JANUARY 20, 2003

Canucks acquire Chris Herperger and Chris Nielsen from Atlanta in exchange for Jeff Farkas.

JANUARY 24, 2003

Canucks acquire Mikko Jokela from New Jersey in exchange for Steve Kariya.

FEBRUARY 5, 2003

Canucks acquire future considerations from Philadelphia in exchange for Todd Warriner.

MARCH 11, 2003

Canucks acquire Brad May from Phoenix in exchange for future considerations.

JULY 25, 2003

Canucks acquire Martin Grenier from Phoenix in exchange for Bryan Helmer.

AUGUST 25, 2003

Canucks acquire Johan Hedberg from Pittsburgh in exchange for a second round draft pick in 2004.

OCTOBER 30, 2003

Canucks acquire Sean Pronger from Columbus in exchange for Zenith Komarniski.

DECEMBER 17, 2003

Canucks acquire Wade Brookbank from Nashville in exchange for future considerations.

JANUARY 17, 2004

Canucks trade Jiri Slegr to Boston for future considerations.

FEBRUARY 16, 2004

Canucks acquire Peter Sarno from Edmonton in exchange for Tyler Moss.

MARCH 9, 2004

Canucks acquire Martin Rucinsky from the NY Rangers in exchange for Martin Grenier and R.J. Umberger.

MARCH 9, 2004

Canucks acquire Marc Bergevin from Pittsburgh in exchange for a seventh round pick in the 2004 NHL Entry Draft.

MARCH 9, 2004

Canucks acquire Geoff Sanderson from Columbus in exchange for a third round pick in the 2004 Entry Draft.

MARCH 9, 2004

Canucks acquire Sergei Varlamov from St. Louis in exchange for Ryan Ready.

MARCH 9, 2004

Canucks acquire Sylvain Blouin from Montreal in exchange for Rene Vydereny.

JUNE 26, 2004

Canucks acquire third round selection in the 2004 NHL Entry Draft from Dallas in exchange for a third round draft pick in 2005.

AUGUST 3, 2005

Canucks trade Brent Sopel to NY Islanders in exchange for a conditional pick in the 2006 NHL Entry Draft (Vladimir Zharkov).

AUGUST 22, 2005

Canucks acquire Steve McCarthy from Chicago in exchange for a third round pick in the 2007 NHL Entry Draft.

SEPTEMBER 9, 2005

Canucks acquire Craig Darby from Tampa Bay in exchange for future considerations.

OCTOBER 7, 2005

Canucks acquire Jozef Balej and a conditional pick in the 2006 NHL Entry Draft from the NY Rangers in exchange for Fedor Fedorov.

DECEMBER 2, 2005

Canucks acquire Maxime Ouellet from Washington in exchange for a fifth round pick in the 2006 NHL Entry Draft.

MARCH 9, 2006

Canucks acquire Mika Noronen from Buffalo in exchange for a second round pick in the 2006 NHL Entry Draft.

MARCH 9, 2006

Canucks acquire Sean Brown from New Jersey in exchange for a fourth round pick in the 2006 NHL Entry Draft.

MARCH 9, 2006

Canucks acquire Eric Weinrich from St. Louis in exchange for Tomas Mojzis and a third round pick in the 2006 NHL Entry Draft.

MARCH 9, 2006

Canucks acquire Keith Carney and Juha Alen from Anaheim in exchange for Brett Skinner and a second round pick in the 2006 NHL Entry Draft.

MARCH 9, 2006

Canucks acquire a fourth round pick in the 2007 NHL Entry Draft from Atlanta in exchange for Steve McCarthy.

JUNE 14, 2006

Canucks acquire Tommi Santala and a 2007 fifth round draft pick from Atlanta in exchange for a conditional 2007 4th round draft pick.

JUNE 23, 2006

Canucks acquire Roberto Luongo, Lukas Krajcek and a sixth round pick in the 2006 NHL Entry Draft from Florida in exchange for Bryan Allen, Alex Auld and Todd Bertuzzi.

JULY 5, 2006

Canucks acquire a second round pick in the 2007 NHL Entry Draft and a pick (TBD) in 2009 from Los Angeles in exchange for Dan Cloutier.

JULY 14, 2006

Canucks acquire rights to Taylor Pyatt from Buffalo in exchange for a fourth round pick in the 2007 NHL Entry Draft.

SEPTEMBER 12, 2006

Canucks acquire Drew MacIntyre from Detroit in exchange for a conditional 2007 draft pick.

JANUARY 24, 2007

Canucks acquire Colby Genoway from Anaheim in exchange for Joe Rullier.

FEBRUARY 26, 2007

Canucks acquire Brent Sopel from Los Angeles in exchange for a second round pick in 2007 or 2008 and a fourth round pick in the 2008 NHL Entry Draft.

FEBRUARY 26, 2007

Canucks acquire Bryan Smolinski from Chicago in exchange for a second round pick in the 2007 NHL Entry Draft.

JUNE 23, 2007

Canucks acquire Ryan Shannon and a conditional pick from Anaheim in exchange for Jason King and a conditional pick.

JUNE 23, 2007

Canucks acquire Jimmy Sharrow from Atlanta in exchange for Jesse Schultz.

AUGUST 1, 2007

Canucks acquire Zack FitzGerald from St. Louis in exchange for F.P. Guenette.

FEBRUARY 26, 2008

Canucks acquire Matt Pettinger from Washington in exchange for Matt Cooke.

JULY 4, 2008

Canucks acquire Steve Bernier from Buffalo in exchange for a second round pick in 2010 and a third round pick in the 2009 NHL Entry Draft.

SEPTEMBER 2, 2008

Canucks acquire Lawrence Nycholat from Ottawa in exchange for Ryan Shannon.

OCTOBER 6, 2008

Canucks acquire Shane O'Brien and Michel Ouellet from Tampa Bay in exchange for Lukas Krajcek and Juraj Simek.

DECEMBER 9, 2008

Canucks trade James Sharrow to Chicago in exchange for a conditional draft pick in 2009.

DECEMBER 30, 2008

Canucks acquire Jason LaBarbera from Los Angeles in exchange for a seventh round draft pick in 2009.

FEBRUARY 4, 2009

Canucks acquire Nathan McIver from Anaheim in exchange for Mike Brown.

JUNE 27, 2009

Canucks acquire 2009 seventh round draft pick from Phoenix in exchange for the rights to Shaun Heshka.

AUGUST 28, 2009

Canucks acquire Christian Ehrhoff and Brad Lukowich from San Jose in exchange for Daniel Rahimi and Patrick White.

MARCH 3, 2010

Canucks acquire Yan Stastny from St. Louis in exchange for Pierre-Cedric Labrie.

MARCH 3, 2010

Canucks acquire Sean Zimmerman and a 2010 sixth round conditional draft pick from Phoenix in exchange for Mathieu Schneider.

MARCH 3, 2010

Canucks acquire Andrew Alberts from Carolina in exchange for a 2010 third round draft pick.

JUNE 25, 2010

Canucks acquire Keith Ballard and Victor Oreskovich from Florida in exchange for the 25th overall pick in the 2010 NHL Entry Draft, Michael Grabner and Steve Bernier.

ALL-TIME TRADES

OCTOBER 5, 2010

Canucks acquire Ryan Parent and Jonas Andersson from Nashville in exchange for Shane O'Brien and Dan Gendur.

OCTOBER 6, 2010

Canucks acquire Andrew Peters from Florida in exchange for Darcy Hordichuk.

OCTOBER 7, 2010

Canucks acquire Nathan Paetsch from Florida in exchange for Sean Zimmerman.

FEBRUARY 28, 2011

Canucks acquire Maxim Lapierre and MacGregor Sharp from Anaheim in exchange for Joel Perrault and a third round pick in the 2012 NHL Entry Draft.

FEBRUARY 28, 2011

Canucks acquire Chris Higgins from Florida in exchange for Evan Oberg and a third round pick in the 2013 NHL Entry Draft.

JUNE 25, 2011

Canucks acquire the 71st and 101st overall picks in the 2011 NHL Entry Draft from Minnesota in exchange for the 60th overall pick in the 2011 NHL Entry Draft.

JUNE 28, 2011

Canucks acquire 2012 fourth round draft pick from the New York Islanders in exchange for the rights of Christian Ehrhoff.

JULY 9, 2011

Canucks acquire the rights of Mike Duco from Florida in exchange for the rights of Sergei Shirokov.

OCTOBER 22, 2011

Canucks acquire David Booth, Steve Reinprecht and a third round draft pick in 2013 from Florida in exchange for Mikael Samuelsson and Marco Sturm.

FEBRUARY 27, 2012

Canucks acquire Zack Kassian and Marc-Andre Gragnani from Buffalo in exchange for Cody Hodgson and Alexander Sulzer.

FEBRUARY 27, 2012

Canucks acquire Samuel Pahlsson from Columbus in exchange for Taylor Ellington and two 2012 fourth round draft selections.

FEBRUARY 27, 2012

Canucks acquire Andrew Gordon from Anaheim in exchange for Sebastien Erixon.

APRIL 2, 2013

Canucks acquire Derek Roy from Dallas in exchange for Kevin Connauton and a 2013 second round draft selection.

JUNE 30, 2013

Canucks acquire 2013 first round draft pick (Bo Horvat) from New Jersey in exchange for Cory Schneider.

SEPTEMBER 28, 2013

Canucks acquire Zac Dalpe and Jeremy Welsh from Carolina in exchange for Kellan Tochkin and a 2014 fourth round pick.

FEBRUARY 3, 2014

Canucks acquire Raphael Diaz from Montreal in exchange for Dale Weise.

MARCH 4, 2014

Canucks acquire Shawn Matthias and Jacob Markstrom from Florida in exchange for Roberto Luongo and Steven Anthony.

MARCH 5, 2014

Canucks acquire 2015 fifth round pick from the New York Rangers in exchange for Raphael Diaz.

JUNE 27, 2014

Canucks acquire Nick Bonino, Luca Sbisa and the 24th (Jared McCann) and 85th picks in the 2014 NHL Entry Draft from Anaheim in exchange for Ryan Kesler and a third round pick in 2014.

JUNE 27, 2014

Canucks acquire the 50th overall pick in the 2014 NHL Entry Draft from Tampa Bay in exchange for Jason Garrison.

JUNE 27, 2014

Canucks acquire Derek Dorsett from the New York Rangers in exchange for the 85th overall pick in the 2014 NHL Entry Draft.

JUNE 28, 2014

Canucks acquire Linden Vey from Los Angeles in exchange for the 50th overall selection in the 2014 NHL Entry Draft.

NOVEMBER 20, 2014

Canucks acquire Will Acton from Edmonton in exchange for Kellan Lain.

NOVEMBER 25, 2014

Canucks acquire Andrey Pedan from NY Islanders in exchange for Alexandre Mallet and a third round pick in 2016.

JANUARY 29, 2015

Canucks acquire Adam Clendening from Chicago in exchange for Gustav Forsling.

MARCH 2, 2015

Canucks acquire Cory Conacher from NY Islanders in exchange for Dustin Jeffrey.

MARCH 2, 2015

Canucks acquire Sven Baertschi from Calgary in exchange for Vancouver's second round pick in 2015.

JUNE 27, 2015

Canucks acquire the 66th overall pick (Guillaume Brisebois) in the 2015 NHL Entry Draft and the seventh round pick in the 2016 NHL Entry Draft from Carolina in exchange for Eddie Lack.

JUNE 30, 2015

Canucks acquire a second round pick in the 2016 NHL Entry Draft from Anaheim in exchange for Kevin Bieksa.

JULY 1, 2015

Canucks acquire Brandon Prust from Montreal in exchange for Zack Kassian.

JULY 28, 2015

Canucks acquire Brandon Sutter and a third round pick in the 2016 NHL Entry Draft from Pittsburgh in exchange for Nick Bonino, Adam Clendening and a second round pick in the 2016 NHL Entry Draft.

JANUARY

JANUARY 1

2010: Ryan Kesler is named to Team USA for the 2010 Winter Olympics. He would go on to win a silver medal.

2014: Ryan Kesler named to Team USA for the 2014 Winter Olympics

JANUARY 4

1984: Thomas Gradin earns his 408th career point, moving past Don Lever as the Canucks all-time scoring leader. Vancouver and Los Angeles play to a 3-3 tie.

JANUARY 5

1993: Pavel Bure receives 246,447 fan votes, becoming the first Canuck player to be voted to play in the NHL All-Star game.

2006: The Vancouver Canucks are awarded two penalty shots in a single period for the second time in franchise history. Alex Burrows is unsuccessful at 0:34 and Jarkko Ruutu scores at 17:58 of the third period at Chicago.

JANUARY 6

2014: Yannick Weber named to Team Switzerland for the 2014 Winter Olympics.

JANUARY 7

2009: Roberto Luongo is named to the 2009 NHL All-Star Game in Montreal. Luongo's third All-Star nomination in three seasons as a Vancouver Canuck.

2010: Alex Burrows registers a hat trick and Roberto Luongo posts a shutout. It is just the second time in franchise history a hat trick and shutout are registered in the same game.

2011: Securing 10 consecutive wins with a victory over Edmonton, Canucks goaltender Cory Schneider ties a franchise record for the longest undefeated streak. Kirk McLean (twice), Dan Cloutier (twice), Cesare Maniago and Richard Brodeur share this franchise record.

2014: Daniel Sedin, Henrik Sedin (was unable to attend due to injury) and Alex Edler named to Team Sweden for the 2014 Winter Olympics. They would go on to win a silver medal.

2014: Roberto Luongo and Dan Hamhuis named to Team Canada for the 2014 Winter Olympics. They would go on to win a gold medal.

JANUARY 8

2003: Canucks Head Coach Marc Crawford earns the right to coach the Western Conference All-Star Team at the 53rd NHL All-Star Game, becoming the first Canucks Head Coach to do so.

2011: Canucks Head Coach Alain Vigneault earns co-coaching position at the All-Star Game.

2011: The Canucks establish the best 20-game stretch in franchise history with a 17-1-2 (36 points) record in 20 games played from Nov. 24-Jan. 8.

JANUARY 9

1987: Pat Quinn, Head Coach of Los Angeles Kings, who has accepted the position of President and General Manager of the Vancouver Canucks, is suspended from the League by NHL President John Ziegler. Ziegler also levies fines on Vancouver and Los Angeles.

JANUARY 10

1998: Messier reaches the 1,000 assist plateau on a Mogilny goal vs Florida becoming only the sixth player in NHL history to reach the milestone. Messier joins the list with Gretzky, Coffey, Howe, Dionne and Bourque.

2011: Trevor Linden is announced to be inducted into the BC Sports Hall of Fame as well as members of Team Canada of the 2010 Olympics, including Canucks goaltender Roberto Luongo.

JANUARY 11

2011: Henrik Sedin, Daniel Sedin and Ryan Kesler are named to the 2011 All-Star team. Ryan Kesler would go on to be announced as one of four assistant captains.

JANUARY 12

1996: Bret Hedican appears at the NHL All-Star Game after completing one revolution of the ice surface in a time of 13:47.7 seconds at the Vancouver Canucks Super Skills competition on December 16th. Hedican places second behind Mike Gartner who finishes the lap in 13:38.6 seconds.

2012: Daniel Sedin records his 700th career point, becoming just the 10th Swedish born NHL player to reach this mark.

JANUARY 13

2000: Mark Messier is named to the North American All-Star Team. It is the 14th time Messier has been named an All-Star.

2004: The Canucks win their eighth consecutive road game establishing a new club record. The previous record of five straight wins on the road had been accomplished five times.

JANUARY 14

1978: Canucks iron man Don Lever plays in his 437th consecutive game, a club record, but suffers a broken cheekbone and misses the next five games.

JANUARY 15

2002: Canucks officially change the name of their charitable arm from Canuck Foundation to the Canucks For Kids Fund.

JANUARY 16

2003: Trevor Linden becomes only the second player in Canucks history to play 800 games in a Canucks uniform. Stan Smyl was the first.

JANUARY 17

2003: Canucks Head Coach Marc Crawford becomes the team's all-time leader with his 143rd win behind the Canucks bench. He surpasses the record held by Harry Neale. Crawford finishes the 2002-03 season with 161 wins.

2008: Markus Naslund plays in his 1000th NHL game at Detroit, becoming the fifth Canuck and 226th player in League history to accomplish this feat.

JANUARY 18

1998: The NHL All-Star Game is held in Vancouver for the first time since Jan. 25, 1977. The North American All-Stars defeat the World Team All-Stars 8-7. Mark Messier plays for North America and records a goal and an assist. Pavel Bure plays for the World Team and records an assist.

2014: Henrik Sedin's ironman streak comes to a conclusion against Calgary, having played 679 consecutive games. The streak began on March 21, 2004 and ranks as the sixth longest in NHL history.

JANUARY 19

1971: Rookie defenceman Dale Tallon is the first player to represent Vancouver in the NHL All-Star Game, played at Boston Garden.

1972: Andre Boudrias becomes the first Canuck in history to reach 100 career points in a 6-1 win at Pittsburgh.

1993: Vancouver loses 5-2 to the defending Stanley Cup champion Pittsburgh Penguins, ending the club's 18-game home unbeaten streak.

2015: The Vancouver Canucks established a franchise record for the longest road shutout streak at 2:59:49, spanning from Jan. 13-19/15. The previous club high was 2:38:41, from Nov. 11-26/11.

JANUARY 20

1976: Dennis Ververgaert represents Vancouver in the NHL All-Star Game, played in Philadelphia. He scores two goals ten seconds apart in the third period, to set an All-Star Game record.

1995: Canucks open their 25th season in the NHL with a 1-1 tie vs Dallas Stars at the Pacific Coliseum. The season was postponed until a new Collective Bargaining Agreement was reached. The CBA agreement was reached on January 13, 1995.

2015: Ryan Miller became the first goaltender to post shutouts in consecutive days (Jan. 19 and Jan. 20) since Ken Lockett accomplished the feat in 1975 (Apr. 1 and 2) and became the first Canucks goaltender to post road shutouts in two consecutive days.

ON THIS DAY IN CANUCKS HISTORY

JANUARY 21

1975: Gary Smith becomes the first Canuck to be voted to the NHL All-Star Game, held in the Montreal Forum. Smith plays 30:43 for the Clarence Campbell Conference, backing up starter Bernie Parent. Defenceman Tracy Pratt also represents Vancouver in the Wales Conference 7-1 victory.

2012: Roberto Luongo registers his 212th win in his 364th game in a Canucks uniform, passing Kirk McLean (211 wins in 516 games) as the winningest goalie in franchise history.

JANUARY 24

1976: Chris Oddleifson becomes the first Canuck to tally two short-handed goals in one game, scoring twice in the second period vs Toronto in a 5-5 tie.

1999: Head Coach Mike Keenan is relieved of his duties. Marc Crawford is hired as the 15th Canucks Head Coach in history.

1999: Mattias Ohlund and Markus Naslund play for the World All-Stars in the 1999 NHL All-Star Game in Tampa Bay, Florida. Ohlund records a goal and an assist while Naslund adds an assist. The North American All-Stars win the game 8-6 with Wayne Gretzky named MVP.

2011: Thomas Gradin is inducted into the Vancouver Canucks Ring of Honour. One of the first European players to dress for the Canucks, when Gradin left Vancouver after eight seasons he was the highest scoring centre in franchise history.

2012: Canucks for Kids Fund partners with Fraser Health, Provincial Health Services Authority and BC Children's Hospital Foundation to re-launch Mindcheck.ca

JANUARY 25

1977: The NHL All-Star Game is played in Vancouver's Pacific Coliseum. Defenceman Harold Snepets represents the Canucks. The Campbell Conference loses 4-3 to the Wales Conference.

2015: Radim Vrbata appears in his first NHL All-Star game recording the game's opening tally.

JANUARY 26

2011: Defenceman Lee Sweatt scores the game-winning goal on his first shot in his NHL debut with the Canucks. Sweatt was the fifth Canucks player to record the game-winner in his NHL debut with Vancouver.

JANUARY 27

1996: The Canucks debut the 'Third Jersey' vs the New York Islanders in a 6-3 win at General Motors Place. The Canucks 'Third Jersey' colours are red, accented with yellow and black.

JANUARY 28

2002: Markus Naslund records his second hat trick of the season, and takes over the NHL lead for points scored with 57. This marks the first time in club history that a Canucks player has led the League in scoring after January 1st.

JANUARY 29

1974: For the first time, the Canucks have two representatives in the NHL All-Star Game, right winger Bobby Schumatz and defenceman Jocelyn Guevremont.

JANUARY 30

1992: The Canucks defeat Chicago 4-1 at home to post the first winning record (7-3-1) in the month of January in club history.

2010: Alex Burrows sets a franchise record for most goals in the month of January with his 15th goal after scoring two goals against the Toronto Maple Leafs. During the month, he also recorded hat tricks in back-to-back games to become the third Canuck to accomplish the feat.

JANUARY 31

1978: Rick Blight scores two goals as Canucks defeat Washington 4-2 for the franchise's 200th victory.

2012: Daniel Sedin registers his 10th career overtime goal, versus the Chicago Blackhawks, to set a franchise record for most overtime goals.

FEBRUARY

FEBRUARY 1

1975: Ken Lockett becomes the first Canucks goalie to surrender a penalty shot goal when Steve Atkinson of Washington beats him.

2002: Longtime Canucks P.A. Announcer and Canucks Alumni member John Ashbridge is presented with the NHL Alumni "7th Man Award." The presentation is made during the 52nd NHL All-Star Weekend, recognizing a member of the NHL Family who has contributed behind the scenes for a significant period of time.

FEBRUARY 2

2002: For the second straight season, Ed Jovanovski and Markus Naslund represent the Canucks at the NHL All-Star game. Naslund scores the game-winning goal on his way to a three point night (2-1-3), while Jovanovski notches a goal for the North American Team.

2003: The Canucks are represented at the 53rd NHL All-Star Game in Florida by Markus Naslund, Todd Bertuzzi and Ed Jovanovski. The Canucks coaching staff of Marc Crawford, Jack McIlhargey and Mike Johnston also represent Vancouver. It is the largest Canucks representation at an NHL All-Star Game.

FEBRUARY 3

2006: Head Coach Marc Crawford becomes the third youngest coach in NHL history to accumulate 400 wins after Vancouver celebrated a 3-1 victory against Calgary. Only Scotty Bowman (43 years, 148 days) and Glen Sather (44 years, 198 days) were younger than Marc Crawford (44 years, 335 days old) to reach the 400 win mark.

FEBRUARY 4

1978: Murray Bannerman plays the third period of a 5-1 loss to Chicago and does not allow a goal. He remains the only Canuck goaltender who has never been scored on.

2001: Ed Jovanovski and Markus Naslund play in the 2001 NHL All-Star game in Colorado. Naslund is a member of the World Team and records a goal and an assist. Jovanovski notches an assist for the North American Team.

2002: Todd Bertuzzi ties the club record for consecutive games with a point. The 15-game streak ties Petr Nedved's mark set back in 1992-93 and equaled the longest streak in the NHL during the 2001-02 season. Bertuzzi records 19 points (7-12-19) during the 15 games.

2011: Daniel Sedin records the game-winning goal against the Chicago Blackhawks, his 50th career game-winning goal to pass Markus Naslund (49) as the all-time franchise leader in game-winning goals.

FEBRUARY 6

2004: Longtime Canucks employee Norm Jewison is named the 2004 NHL Alumni "7th Man." The "7th Man Award" is awarded annually to a member of the NHL family who has contributed behind the scenes for a significant period of time. In Norm's case, he began working for the Vancouver Canucks prior to the 1977-78 season. He was formally presented his award at the NHL Alumni All-Star Awards Dinner in Minneapolis, Minnesota.

2014: Roberto Luongo and Montreal Canadiens forward Max Pacioretty made NHL history for the two fastest penalty shot attempts in a game (11:47 and 13:38 of the second period), both of which were stopped. It was the first time in NHL history a player had three penalty shots awarded in the same season against the same goaltender.

FEBRUARY 7

1996: Dave Babych appears in his 1,000th NHL game. Babych joins Ryan Walter and Pit Martin as the only three players to appear in their 1,000th game in a Canucks uniform. Babych becomes the 109th player in NHL history to play in 1,000 regular season NHL games.

2015: Daniel Sedin became the franchise leader in power play goals (115), surpassing the previous leader Markus Naslund who had accumulated 114 in his career with the Canucks.

FEBRUARY 8

2001: The Canucks and the San Jose Sharks play to the first scoreless draw in Vancouver. The game marks the third time in Canucks history they have played to a zero-zero tie.

FEBRUARY 9

1971: Rosaire Paiement sets a club record with four goals against Buffalo in a 6-3 victory.

FEBRUARY 10

1981: Winger Tiger Williams and defenceman Kevin McCarthy are both voted to the Campbell Conference Team for the NHL All-Star Game held at the Los Angeles Forum.

FEBRUARY 11

1982: NHL history is made when referee Kerry Fraser awards Vancouver two penalty shots in the same period. Thomas Gradin and Ivan Hlinka both convert their opportunities on Detroit goaltender Gilles Gilbert. Hlinka's shot comes with 30 seconds remaining in the third period and gives the Canucks a 4-4 tie.

FEBRUARY 12

2011: The Vancouver Canucks set a new franchise record going eight consecutive games without allowing a power play goal, stopping 35 consecutive power play opportunities, Jan. 24-Feb. 12/11. The previous club record of seven games was set in 1980/81, Jan. 6-20/81.

FEBRUARY 13

1998: Mattias Ohlund (Sweden), Jyrki Lumme (Finland) and Pavel Bure (Russia) become the first Canucks players to play in the Olympic Games during the season. The NHL closes for a two week "Winter Break" to allow NHL players to play in Nagano, Japan. Bure won a silver medal and Lumme won a bronze.

FEBRUARY 15

2013: Henrik Sedin surpasses former captain Markus Naslund to become the new franchise scoring leader. With two points (0-2-2) against the Dallas Stars, Henrik collected his 757th career point (171-586-757) passing Naslund at 756 points (346-410-756).

FEBRUARY 16

1971: Rosaire Paiement becomes the first Canuck to earn five points in a game with three goals and two assists in a 5-4 victory over the defending Stanley Cup champion Boston Bruins. Andre Boudrias becomes the first Vancouver player to score 20 goals, followed by Paiement, who tallies his 20th later that same period.

2004: Trevor Linden becomes the Canucks all-time leader in games played after recording his 897th game in a Canucks uniform. The record of 896 had been held by Stan Smyl since 1990/91. Linden finished the 2003/04 season having played in 919 games with Vancouver.

FEBRUARY 18

2007: Trevor Linden plays his 1,300th career NHL game versus Colorado. In 1,300 games played the Canucks veteran recorded 364 goals, 482 assists and 846 points.

FEBRUARY 22

1981: Dennis Kearns retires as the Canucks all-time leader in games played (677) and the all-time leading scorer among Canuck defencemen with 321 points.

FEBRUARY 23

2001: The Canucks travel to Belleville, Ontario, from Toronto by train and participate in an outdoor game of shinny. The game is versus the Belleville Bobcats, a minor hockey team that Marc Crawford played for growing up.

2003: Markus Naslund scores his 40th goal of the season, becoming the first player in Canucks history with 40 or more goals in three straight seasons. Also, in the same game, Dan Cloutier wins his 30th game of the season, becoming the first goaltender in Canucks history to post back-to-back 30 (plus) win seasons.

FEBRUARY 24

2002: Ed Jovanovski and Canucks Vice President of Player Personnel Steve Tambellini help Team Canada win its first Olympic Gold Medal in Ice Hockey in 50 years. The Canucks hold an open practice and show the Gold Medal broadcast before more than 9,000 fans, the largest single gathering in Canada for the game.

FEBRUARY 25

1971: Canucks are victimized by the Boston Bruins, who score three goals in an NHL record 20 seconds.

2003: Canucks defeat Atlanta 8-0 to extend their club record unbeaten streak to 14 games. The streak consists of 10 wins and four ties, including a 5-0-2 record at both home and on the road.

FEBRUARY 27

1985: Stan Smyl scores his 187th career goal to pass Don Lever as the Canucks all-time leading goal scorer. Vancouver loses 11-5 in Detroit.

1996: Trevor Linden passes Don Lever's team record of 437 consecutive games played vs Pittsburgh in a 4-7 loss. Linden had not missed one NHL regular season game since October 4, 1990.

1997: Martin Gelinis becomes the ninth player in Canucks history to record four goals in a single game. Gelinis recorded the goals in Vancouver vs the Phoenix Coyotes. The previous Canucks player to score four goals in a single game was Pavel Bure on October 12, 1992 vs Winnipeg.

FEBRUARY 28

1986: Richard Brodeur becomes the first Canuck netminder to register 100 career wins in a 3-1 victory vs Philadelphia.

FEBRUARY 29

1984: Patrik Sundstrom collects a goal and six assists for a seven point night, setting new team records for assists and points in one game, as the Canucks win 9-5 in Pittsburgh. Sundstrom becomes only the third player in NHL history to earn six assists in a road game, after Detroit's Billy Taylor (7 in 1947 vs Chicago) and Boston's Bobby Orr (6 in 1973 vs Vancouver).

1996: Alexander Mogilny records his 50th goal of the season vs the St. Louis Blues at General Motors Place. Mogilny joins Pavel Bure (60 goals in 1992/93, 1993/94) as the only two Canucks to score 50 goals in a single NHL season. Mogilny finishes the season with 55 goals, 52 assists in 79 games played.

1996: Alexander Mogilny becomes the fourth player in NHL history to score 50 goals with two NHL teams (Buffalo/Vancouver). Pierre Larouche (Pittsburgh/Montreal), Wayne Gretzky (Edmonton/Los Angeles) and Pat LaFontaine (New York Islanders/Buffalo) are the other three.

MARCH

MARCH 1

1993: Pavel Bure scores his 50th goal against Grant Fuhr of the Buffalo Sabres in a neutral site game at Hamilton's Copps Coliseum. It is Bure's 63rd game. Dixon Ward and Robert Dirk assist on the historic goal. Canucks win 5-2.

MARCH 2

2000: Mark Messier records a point, giving him 1,700 for his career. Messier becomes only the fourth player in NHL history to record 1,700 points.

2014: The Canucks host the 2014 Heritage Classic against the Ottawa Senators at B.C. Place Stadium. 55,000 people were in attendance, making it the most attended game in franchise history.

MARCH 5

2011: Roberto Luongo becomes the 25th goaltender in League history to reach the 300-win milestone with a victory over Los Angeles. He is the sixth youngest goaltender and the 16th fastest to reach the 300-win mark. He finished the season with 38 wins reaching 30+ wins in six consecutive seasons.

ON THIS DAY IN CANUCKS HISTORY

MARCH 8

1985: Thomas Gradin scores the 500th point of his NHL career, becoming first Canuck to reach the milestone. Vancouver defeats Los Angeles 4-3.

2004: Trevor Linden records two assists to become the Canucks all-time leader in points scored by notching his 673rd point. Linden finishes the season with 680 points, surpassing the long standing club record previously held by Stan Smyl (672).

MARCH 9

1973: Andre Boudrias scores on Roger Crozier in the first penalty shot awarded to a Vancouver player. The Canucks defeat Buffalo 5-2.

2007: Roberto Luongo posts his 39th win of the season in San Jose setting a new franchise record for wins by a Vancouver goaltender in a single season.

2010: Roberto Luongo appears in his 600th game, becoming the fourth youngest goaltender in League history to do so and only the 37th goalie in League history.

MARCH 10

2001: Markus Naslund scores his 39th goal to become the highest scoring Canucks captain in a single season. Stan Smyl recorded 38 goals in 1982-83.

2005: The National Hockey League's Board of Governors approves the 50 per cent acquisition of the Vancouver Canucks to the Aquilini Investment Group.

2007: Mattias Ohlund collected his 300th career point with an assist vs the Kings on March 10th at the Staples Center in Los Angeles.

2010: Daniel and Henrik Sedin, along with their wives, donate \$1.5 million to BC Children's Hospital.

MARCH 12

2002: Artem Chubarov becomes the first player in NHL history to have his first four career goals all be game-winners. Nine players previously held the record with three game-winners to begin a career.

2011: The Canucks defeat Calgary to sweep a five-game road trip from March 5-12, 2011 for the first time since January of the 1991-92 season.

2014: Henrik Sedin becomes the first player in franchise history to play 1000 games, all in a Canucks uniform.

MARCH 13

1976: Vancouver plays its only penalty-free contest as neither the Canucks nor New York Rangers are assessed any penalties by referee Lloyd Gilmour. Canucks lose 7-3 to the Rangers.

2007: Canucks centre, Brendan Morrison plays his 500th consecutive NHL game. By the end of the season, Morrison played 512 consecutive games and held the League iron man record.

MARCH 14

1973: Dunc Wilson collects the first assist awarded to a Canuck goalie on a goal by Andre Boudrias. The goal marks the sixth straight game Boudrias has scored, setting a club record. Vancouver defeats California Seals 5-2.

1995: Kirk McLean appears in his 378th game as a Vancouver Canuck passing Richard Brodeur's record of 377 games played as a Canucks goaltender.

2006: The Vancouver Canucks and CHUM Radio announce TEAM 1040 as the exclusive radio carrier of Canucks games for six seasons, beginning in 2006-07.

2011: With a win over Minnesota on the team's 71st game of the season, the Canucks set a franchise record for the fastest the club has reached 100 (or more) points. The previous record was set in the 77th game of the 2006-07 season.

2012: Henrik Sedin recorded his 734th career point, moving past Trevor Linden to rank second overall in franchise history for scoring.

2013: The NHL approves the realignment of NHL clubs condensing six divisions into four. The Vancouver Canucks are placed in a division with the Anaheim Ducks, Calgary Flames, Edmonton Oilers, Los Angeles Kings, Phoenix Coyotes and San Jose Sharks. **2013:** Alain Vigneault records his 300th win as a Canucks coach with a 7-4 victory over the Nashville Predators. He becomes the only coach in franchise history to reach this milestone.

MARCH 16

2010: Henrik Sedin becomes the all-time leader in assists, registering his 416th assist as a Canuck and passing Trevor Linden. Henrik would finish the season with 83 assists for a career total of 434.

2011: Vancouver defeats Colorado to secure their third consecutive Northwest Division Title.

2011: Alain Vigneault coaches his 400th regular season game with Vancouver, a record only Marc Crawford (529) has surpassed in his time with Vancouver. Since joining Vancouver in 2006-07, Vigneault had led the Canucks to four Northwest Division championships and established the franchise's highest winning percentage (.623), reaching a then franchise record 105 points in his first season.

2013: Alex Burrows scores the fastest game-opening goal in Canucks History at 0:06 of the first period against the Detroit Red Wings. Burrows' six second marker was the fourth fastest in League history and broke the previous franchise record of nine seconds set in 1994 (Trevor Linden).

2013: The Canucks wear redesigned maroon Vancouver Millionaires jerseys versus the Detroit Red Wings to celebrate a century of hockey in Vancouver.

MARCH 17

2015: The Canucks celebrate the life of Pat Quinn during their St. Patrick's Day game against one of Pat's former teams, the Philadelphia Flyers.

MARCH 19

1971: Rosaire Paiement scores his 30th goal of the season, becoming the first Canuck ever to reach that mark. Vancouver defeats Pittsburgh 6-4.

MARCH 20

1993: Ryan Walter plays in his 1,000th NHL game against the New York Islanders at the Pacific Coliseum.

2000: Markus Naslund is named NHL Player of the Week. In three games, Naslund has three goals and five assists.

MARCH 21

2001: Markus Naslund and Mattias Ohlund are named to the 2002 Swedish Men's Olympic Hockey Team.

2005: Canucks Vice-President and Assistant General Manager Steve Tambellini is appointed as Team Canada's General Manager for the 2005 IIHF Men's World Hockey Championship in Austria, April 30 to May 15, 2005. Tambellini's appointment as GM marks the eighth time that he has represented Canada in either an executive position or as a player.

2011: Canucks Sports & Entertainment becomes one of six founding members of the Green Sports Alliance. Donating leftover food from game nights to the Vancouver Food Bank and installing hardware to conserve water usage are just some of the steps taken as part of their ongoing environmental initiatives.

MARCH 22

1988: Stan Smyl becomes the first Canuck to play in 800 regular season games. Vancouver loses a 5-3 decision in Toronto.

MARCH 23

1984: Tony Tanti scores his 43rd and 44th goals of the year, including one in overtime in a 4-3 win over Winnipeg, to set a record for goals in a season.

1994: Pavel Bure scores his 50th goal on an empty net vs the LA Kings.

1996: The Canucks pass a season high attendance record on March 23rd vs Calgary. Vancouver recorded 28 sellout games at General Motors Place with a total of 729,629 people attending home games. An average of 17,795 people per game.

MARCH 24

1992: Kirk McLean backstops the Canucks to a 4-2 win at Minnesota, earning his club record 38th win.

MARCH 25

1973: Don Tannahill scores his second NHL hat trick in a 7-4 Canuck victory over Toronto. He is the first Canucks rookie to register 20 goals, finishing the season with 22.

1996: Alexander Mogilny records his 100th point of the season vs Los Angeles by assisting on Cliff Ronning's goal in the first period. Mogilny becomes the second Canuck to record 100 points in a season. Pavel Bure records 107 points (60-47-107) during the 1993-94 season and 110 points (60-50-110) during the 1992-93 season.

2011: Vancouver defeats Atlanta to earn 107 points on the season, setting a new franchise record. Vancouver would finish the season with a franchise best 117 points.

MARCH 26

1997: Gino Odjick passes his previous record and Canucks record of 370 penalty minutes in a single season (1992-93) by recording his 371st penalty minute (fighting) in a game vs. the Anaheim Mighty Ducks. Odjick's 371 penalty minutes makes him the NHL's most penalized player during the 1996-97 season.

2002: Trevor Linden plays the 1,000th game of his NHL career. Through his first 1,000 games, Linden played 758 games for Vancouver, 107 with the New York Islanders, 107 with Montreal and 28 with Washington. Linden becomes the fourth player to reach the milestone while with Vancouver (Dave Babych, Ryan Walter, Pit Martin).

2002: Goaltender Dan Cloutier sets a new club record with his seventh shutout of the season, posting a 4-0 win over the Los Angeles Kings.

2015: Canucks celebrate the 100th anniversary of the Millionaires' Stanley Cup Championship wearing replica Millionaires jerseys during their game vs. Colorado.

MARCH 27

1982: Coach Harry Neale is handed a 10-game suspension by the NHL for his involvement in an altercation with the crowd in Canucks March 20th game in Quebec City. Defenceman Doug Halward is given a seven game suspension. Roger Neilson takes over as coach and Canucks win 7-2 over Calgary.

1999: Adrian Aucoin scores two goals (20th & 21st of the season) vs Montreal to break the Canucks record of most goals by a defenceman in a single season. The previous record was set by Doug Halward who scored 19 goals in the 1982-83 season.

2000: Canucks defenceman Mattias Ohlund is nominated for the Bill Masterton Memorial Trophy. The award, voted on by the Professional Hockey Writers Association, is for sportsmanship, perseverance and dedication to hockey.

2003: Markus Naslund records his 100th point of the season, becoming only the third player in team history to reach the 100 point mark (Bure, Mogilny). Naslund finished the year with 104 points.

2004: Marc Crawford becomes the first coach in Canucks history to win at least 200 games. The club's all-time leader in wins, Crawford, reaches the milestone when Vancouver defeated the Dallas Stars 3-2 in overtime.

2011: Vancouver defeats Columbus to earn their 50th win of the regular season for the first time in franchise history.

MARCH 28

1971: Vancouver sets a club record with 11 goals in an 11-5 win over the California Seals.

1996: Pat Quinn takes over as Head Coach of the Vancouver Canucks, replacing Rick Ley who was hired as Head Coach on August 10, 1994.

MARCH 29

1983: Stan Smyl scores two goals and establishes a new club record with 88 points in one season, as Canucks lose 7-4 to Edmonton. Darcy Rota collects two assists and establishes a club record 14-game point streak.

2003: Canucks establish a new club record with 103 points, eclipsing the previous record of 101 set in 1992-93. The club finishes the season with 104 points. With the 5-1 road win at Los Angeles, the Canucks also establish a new team record for road wins with 23.

2006: The Canucks record their 40th win of the 2005-06 season at home versus the Wild. The win represents the fourth consecutive 40 (plus) win season and the seventh overall in club history.

2011: Vancouver defeats Nashville to establish a franchise best nine game road winning streak. The streak started March 5 with a victory over the LA Kings.

MARCH 30

1984: Patrik Sundstrom earns two points to set a club record for points in a season (91) in a 3-3 tie with Minnesota. Tony Tanti scores his 45th goal of the year, also a club record.

MARCH 31

2011: Vancouver defeats the Los Angeles Kings to secure the franchise's first Presidents' Trophy as the NHL team with the most points in the regular season. The win also established a franchise record for

the best winning record in the month of March. Vancouver finished 13-2-0 in March.

APRIL

APRIL 1

1989: Trevor Linden becomes the first Canucks rookie to score 30 goals in a season. Vancouver loses 6-4 in L.A.

1993: Pavel Bure scores a third period goal against goaltender Pat Jablonski of Tampa Bay, becoming the first Canucks player to reach the 100 point mark. Canucks win 5-3. He finishes the season with a club record 110 points.

APRIL 2

1975: Ken Lockett becomes first Canucks netminder to register consecutive shutouts as Vancouver earns its team-record eighth shutout of the season, 4-0 over California.

1993: Frank Griffiths is named to the Hockey Hall of Fame in the Builders' Category.

APRIL 3

1999: Adrian Aucoin scores his 18th power play goal of the season. With the goal, Aucoin ties a NHL record for most power play goals by a defenceman in a season with 18. Denis Potvin also had 18 power play goals for the New York Islanders in 1975-76.

2004: The Canucks won the Northwest Division title for the first time in 11 years with a 5-2 win versus the Edmonton Oilers. They finished the season with 101 points, tying the second highest total in club history. It marked the fourth time in club history that they have won a division title.

2004: Vancouver plays its final regular season game of the 2003-04 season before a sold-out General Motors Place. The Canucks sell-out every regular season home game for the first time in club history.

APRIL 4

1994: Pavel Bure is named NHL Player of the Month for March after scoring 19-11-30 in 16 games. It is the second highest point total in any one month in Canucks history. Bure joins goaltender Kirk McLean as the only Vancouver player to receive the award.

APRIL 5

1980: Thomas Gradin ties club mark for most goals by a centre with his 30th goal in the season finale. Stan Smyl becomes only NHL player to lead his team in goals (31), assists (47), points (78) and penalty minutes (204) in one year.

APRIL 6

1979: Ron Sedlbauer finishes the season as the first 40-goal scorer in club history.

2013: Henrik Sedin records his 600th assist against the Calgary Flames on April 6, 2013, becoming the 76th player in League history to do so.

2013: Alain Vigneault coaches his 530th game for the Canucks, passing Marc Crawford for most games coached in franchise history.

2015: Henrik Sedin collected his 1000th career assist. He became only the fourth Swedish born player in NHL history to achieve the feat.

APRIL 7

1993: Kirk McLean backstops Vancouver to a 5-4 overtime win over Edmonton, earning his club record 127th career victory, passing Richard Brodeur.

1994: Chairman and team owner Frank A. Griffiths passes away after a lengthy illness. In his memory, the players wear a patch on their uniform with the inscription "2 points F.G." Mr. Griffiths' signature phrase.

2007: Vancouver establishes a new franchise record with their 49th win of the season at San Jose. The win also secures the highest point total in club history (105) and clinches first place honours in the Northwest Division.

2007: Roberto Luongo sets a new career-high 47 wins in 76 games played. The career best season ranks tied for second all-time in the NHL alongside Bernie Parent's record set in 1973-74.

2011: Canucks unveil permanent outdoor bronze statue of former assistant coach Roger Neilson, who coached the Canucks from 1982-84.

ON THIS DAY IN CANUCKS HISTORY

Neilson is pictured holding a hockey stick with a towel on the end, immortalizing the origin of "towel power", a tradition adopted by sports fans around the world.

2012: Canucks secure a second consecutive Presidents' Trophy with a victory over the Edmonton Oilers to finish the 2011-12 season with a League best 111 points.

APRIL 8

1982: Tiger Williams scores at 14:20 of overtime to give Vancouver its first playoff overtime win, 2-1 over Calgary.

APRIL 9

1989: Vancouver evens its playoff series with Calgary at two games each, following a 5-3 win at home. Trevor Linden sets a new club record with four points in a game, scoring 1-3-4. The Canucks also set a new team playoff mark with four power play goals.

2014: Trevor Linden is named as the club's new President, Hockey Operations.

APRIL 10

1982: The Canucks win a playoff series for the first time, sweeping the Flames in three straight as Vancouver wins 3-1 in Calgary. Richard Brodeur was brilliant, forging a 1.55 average in the three games, stopping 103 of 108 shots in the series.

APRIL 11

1993: Pavel Bure scores his 60th goal in a 6-3 win over Calgary at the Pacific Coliseum.

2010: Henrik Sedin becomes the first player in franchise history to capture the Art Ross Trophy as the NHL leading scorer. He sets franchise records in points (112) and assists (83) in the process.

APRIL 12

1999: Garth Snow and the Canucks shutout the Calgary Flames 2-0 at the Saddledome in Calgary. The shutout is Snow's sixth of the season, which ties a club record for most shutouts in a single season. Snow ties Gary Smith's team record as Smith recorded six shutouts in the 1974-75 campaign.

APRIL 13

1975: Following a first-round bye for finishing first in the Smythe Division, the Canucks appear in their first playoff game, a 6-2 loss to the Canadiens in the Montreal Forum.

1989: Vancouver, playing in the sixth game of a playoff series for the first time in franchise history, forces a seventh and deciding game with a 6-3 home ice win over the Flames. The Canucks explode for four second period goals, setting club playoff records for fastest two goals (0:15) and fastest three goals (2:18).

1994: Pavel Bure scores his 60th goal of the season becoming just the eighth player in NHL history to twice score 60 or more goals in a season.

2002: Canucks finish the regular season with 254 goals, to lead the NHL in goal scoring for the first time in franchise history.

2006: Trevor Linden plays in his 1,000th career game in a Canucks uniform, making him the first player in franchise to reach this milestone.

2014: Pat Quinn becomes the fifth member of the Canucks Ring of Honour.

APRIL 14

1999: Mark Messier records one assist in a game at home versus the Calgary Flames. With the assist, he passes Gordie Howe for fourth on the all-time career NHL assist list with 1,050.

2000: Adrian Aucoin, Ed Jovanovski, Andrew Cassels, Brendan Morrison and Todd Bertuzzi are all named to represent Team Canada at the World Hockey Championships in Russia. Peter Schaefer also represents Canada in the tournament.

APRIL 15

1975: Garry Monahan scores the game-winner as the Canucks record their first playoff win, 2-1 over Montreal in the Forum.

1993: Vancouver comes from behind to defeat Los Angeles 8-6, breaking the 100 point barrier for the first time. Vancouver finishes with 101 points and a record 46 wins.

2006: In the last regular season home game of the season, the

Canucks defeat the Colorado Avalanche 4-3 in overtime in front of a capacity crowd. This marks the 127th consecutive sell-out and the second straight season in which all 41 regular season home games were sold-out.

APRIL 16

1992: The Canucks close out the 1991-92 regular season with a 4-4 tie against Calgary, setting franchise records for points (96) and wins (42).

APRIL 17

1975: Vancouver's first ever home playoff game was a 4-1 loss to Montreal. John Gould scored the first playoff goal by a Canuck in the Pacific Coliseum.

APRIL 18

1992: Pavel Bure is named NHL Rookie-of-the-Month for March/April.

2013: The American Hockey League (AHL) Board of Governors approves the purchase of the Peoria Rivermen franchise by Canucks Sports and Entertainment from the St. Louis Blues.

APRIL 19

1975: Canucks are shutout in the playoffs for the first time, 4-0 at home to Montreal. Ken Dryden earned the shutout.

APRIL 21

1982: Vancouver eliminates Los Angeles from the playoffs with a 5-2 home ice win, taking the series 4-1. Darcy Rota ties club playoff mark for goals in a series (4). Stan Smyl sets new records for assists (5) and points in a series (7). Smyl also earns points in a team record sixth straight playoff game (2-6-8).

APRIL 22

1975: Canucks participate in their first playoff overtime game, losing 5-4 to Montreal. Guy Lafleur, with his third game-winning goal of the series, scores the winner at 17:06 of overtime.

2013: Daniel Sedin moves into second in franchise scoring behind his brother Henrik, surpassing former captain Markus Naslund. With two points (2-0-2) against the Chicago Blackhawks, Daniel collected his 758th point (291-467-758) in 905 games, passing Naslund at 756 points (346-410-756).

APRIL 23

2008: Canucks name Michael D. Gillis the tenth General Manager in club history. Gillis previously served as a NHL player representative for 15 years.

2010: Mikael Samuelsson ties a franchise record for most goals recorded in a playoff series with his seventh goal in Game 5 versus the Los Angeles Kings. His seven goals would lead the League in postseason scoring through the first round.

APRIL 25

2006: Canucks relieve Head Coach Marc Crawford of his coaching duties.

APRIL 26

2011: With an overtime goal vs Chicago, Alex Burrows becomes the 14th player in League history and second in franchise history to net two or more series-winning goals in overtime.

APRIL 27

1982: Vancouver takes the opening game of the Campbell Conference championship, defeating Chicago 2-1 in Chicago Stadium. Jim Nil scores the winning goal at 28:58 of overtime in the longest game in Canuck history. Richard Brodeur stopped 46 of 47 shots by Chicago, while Canucks had 41 shots against Tony Esposito.

APRIL 30

1994: Pavel Bure scores at 2:20 of the second overtime period to give Vancouver a 4-3 win over Calgary and the club's third straight overtime win in a come-from-behind seven game playoff series. It is Vancouver's first seven game playoff series win.

MAY

MAY 1

1982: History is made when Vancouver plays its first game in the month of May. Canucks defeat Chicago 4-3.

2014: Canucks relieve Head Coach John Tortorella and Assistant Coach Mike Sullivan of their coaching duties.

MAY 4

2001: Goaltender Dan Cloutier is added to Team Canada's World Championship Roster.

MAY 5

2014: Nicklas Jensen and Jannik Hansen are named to Team Denmark at the World Championships.

MAY 6

1982: Vancouver scores a team playoff record six goals to beat Chicago 6-2, eliminating the Blackhawks 4-1. Canucks are presented with the Clarence Campbell Trophy.

2004: David Nonis is promoted to the position of Senior Vice-President and General Manager assuming responsibility for the leadership of the team. In his first act as General Manager, Nonis appoints Steve Tambellini to the position of Vice President and Assistant General Manager.

MAY 7

1995: The Canucks make their fifth straight playoff appearance with a 2-1 loss vs. St. Louis. The Canucks went on to defeat the Blues four games to three.

MAY 8

1982: Canucks make their first ever appearance in the Stanley Cup Final in Long Island. Vancouver loses 6-5 in overtime to the Islanders, as Mike Bossy scores at 19:58 of OT. Thomas Gradin ties club mark with two goals and an assist.

2014: Kevin Bieksa, Alex Burrows and Jason Garrison are named to Team Canada at the World Championships. Bieksa is named captain of Team Canada.

MAY 14

1973: Canucks trade their original first round draft pick (1970) Dale Tallon to Chicago for goaltender Gary Smith and defenceman Jerry Korab.

MAY 15

1995: In Game Five of their Conference Quarterfinal series versus the St. Louis Blues, the Canucks tally two shorthanded goals 17 seconds into the second period. They would go on to win 6-5 and set an NHL playoff record for the fastest two shorthanded goals by one team. The Canucks pass the old mark of 0:24 set by the 1978 Montreal Canadiens versus Detroit on April 23, 1978. Christian Ruutu scores at 4:31 of the second period, followed by Geoff Courtnall at 4:48.

MAY 16

2000: The Canucks are nominated for the World Sports Humanitarian Hall of Fame's Pro Team Community Award.

MAY 17

2012: Canucks Sports & Entertainment announces promotional partnership with Nationwide Tour golfer Adam Hadwin. As part of the partnership, Hadwin will participate in signature Canucks For Kids Fund events and will display the Vancouver Canucks primary logo on his apparel while on tour and in other sanctioned PGA events.

2015: Dan Hamhuis captures his second World Championship gold medal with Team Canada.

MAY 22

1970: Vancouver is awarded a National Hockey League franchise.

1994: Kirk McLean records his second consecutive playoff shutout over the Toronto Maple Leafs. McLean blanks the Leafs 4-0 in Game 3 and 2-0 in Game 4, both at the Pacific Coliseum. The shutouts give McLean four in the playoffs, equalling an NHL record.

2001: President and General Manager Brian Burke is named the "Executive of the Year" by The Sporting News.

2011: Henrik Sedin notches four assists in a playoff game, surpassing the previous club record of three and also establishes the franchise record for most assists (19) in a playoff year, surpassing the previous record of 15 held by Pavel Bure in 1994 and most assists in a playoff series (11) surpassing the previous mark of eight recorded by Alex Mogilny in 1996 vs Colorado. Henrik had 19 assists at the conclusion of the playoffs.

2011: The Vancouver Canucks establish a franchise record for the fastest three goals to be scored in a playoff game separated by 1:55 (Ryan Kesler 9:16 and Sami Salo 10:55 and 11:11, 2nd period). The previous mark was 2:18 established on Apr. 13/89 vs CGY (Jim Sandlak 17:26, Rich Sutter 19:29 and Garth Butcher 19:44, 2nd period).

2013: Canucks relieve Head Coach Alain Vigneault of his coaching duties.

MAY 23

2014: Jim Benning is introduced as the Canucks 11th General Manager in club history.

2014: Henrik Sedin appears in his 1000th career NHL game.

MAY 27

1992: Ryan Walter is named the Bud Light/NHL Man-of-the-Year for his work within the community.

JUNE

JUNE 1

2011: The Canucks enter Game 1 of the Stanley Cup Final for the third time in franchise history.

JUNE 2

1994: Vancouver plays hockey in the month of June for the first time in Game 2 of the Stanley Cup Final. NY Rangers win 3-1 at Madison Square Gardens. Pavel Bure has his 16 game point streak, two games shy of the NHL record, snapped.

JUNE 3

1997: The Vancouver Canucks unveil a new logo, uniform and team colours to the city of Vancouver in a day-long event which started with players appearing all over the city and was highlighted by a kick off rally at the Vancouver Art Gallery.

JUNE 4

1996: Tom Renney is hired as Head Coach of the Vancouver Canucks becoming the 13th head coach in Canucks history.

2001: Canucks unveil their new mascot at Canuck Place. The new mascot, an orca whale, was later named Fin through a contest.

2011: Vancouver Canucks Mascot Fin celebrates his 10th birthday. Fin has made almost 1,350 appearances in the community and has reached out to approximately 60,000 students with his Fin's Friends program over the last five years.

JUNE 5

2001: The Canucks reach a new five-year deal with the Manitoba Moose of the AHL, to be the club's new farm team.

JUNE 7

1989: The Canucks have three finalists for the NHL's major trophies for the first time in club history. At the awards presentation ceremonies, Trevor Linden finishes second in Calder Trophy voting, Bob McCammon is runner-up for the Jack Adams Trophy and Kirk McLean is third in voting for the Vezina Trophy.

JUNE 8

1989: Trevor Linden is named The Hockey News Rookie-of-the-Year, as selected via fan balloting.

JUNE 10

1970: Vancouver makes defenceman Gary Doak (from Boston) its first selection in the NHL expansion draft. Other top selections were, in order: Orland Kurtenbach, Ray Cullen, Pat Quinn and Rosaire Pailment.

ON THIS DAY IN CANUCKS HISTORY

JUNE 11

1970: Canucks make defenceman Dale Tallon of Toronto Marlboros their first selection in the Amateur Draft, behind Buffalo's choice of Gilbert Perreault.

2008: Trevor Linden announces his retirement after 19 NHL seasons, recording 867 points (375-492-867) in 1382 regular season games with the Canucks, Montreal Canadiens, New York Islanders and Washington Capitals. In 1991/92, Linden is named Canucks captain, becoming the youngest captain in the NHL at 21 and served in this position for seven seasons. Linden also played in 124 Stanley Cup Playoff games, recording 99 points (34-65-99) and 104 penalty minutes. Of his 124 playoff games, 118 came in a Canucks uniform, highlighted by his 25 points (12-13-25) in 24 games during the Canucks 1994 Stanley Cup run that concluded in a Game 7 versus the New York Rangers. Linden played in his final game on April 5, 2008 versus the Calgary Flames.

JUNE 12

2003: The National Hockey League Players' Association announce that Markus Naslund is the recipient of the 2003 Lester B. Pearson Award for most outstanding player during the NHL regular season, as voted by members of the NHLPA. Senator Frank Mahovlich, member of the Hockey Hall of Fame and Honorable member of the Canadian Senate, presented the award to Naslund in a ceremony hosted by John Davidson at the Hockey Hall of Fame.

JUNE 14

1994: Kirk McLean sets an NHL record for minutes played in the playoffs (1,544) but the Canucks lose Game 7 of the Stanley Cup Final 3-2 to the NY Rangers.

2007: Canucks Head Coach, Alain Vigneault is named winner of the Jack Adams Award at the 2007 NHL Awards Show in Toronto. Vigneault earns Coach of the Year honours after leading Vancouver to a franchise record 49 wins and season-high 105 points. Vigneault was a finalist for the Jack Adams Award while serving as Head Coach of the Montreal Canadiens in the 1999-00 season.

2013: Vancouver Canucks and Utica Comets announce that they have agreed to a new affiliate agreement in the American Hockey League. The Canucks previously purchased the Peoria Rivermen and moved the team to Utica, NY, as part of the agreement.

JUNE 16

1992: Pavel Bure receives the Calder Trophy as the League's top rookie, becoming the first Vancouver player to win a post-season award. Head Coach Pat Quinn captures the Jack Adams trophy as NHL Coach of the Year, the first coach to win the award with two different teams. Quinn also receives Coach of the Year honours by the Sporting News and the Hockey News. Goaltender Kirk McLean is voted a Second Team All-Star, the first Canuck to earn All-Star status.

1994: Pavel Bure is selected the NHL's First Team All-Star Right Winger. He is the first Canuck to achieve the honor. It is the same day he signs a multi-year contract with the Canucks that makes him the highest paid player in franchise history.

JUNE 18

1996: Goaltender Corey Hirsch is named to the NHL All-Rookie Team. Hirsch finishes the season with a 2.93 GAA after appearing in 41 games for a record of 17-14-6.

1999: The Canucks announce Jack McIlhargey and Mike Johnston as Assistant Coaches of the club, joining Head Coach Marc Crawford. The team also announces Stan Smyl as the new Head Coach of the Syracuse Crunch, Vancouver's top minor-league affiliate.

JUNE 19

2000: The Canucks reach a deal with the Kansas City Blades of the IHL, to be the team's new farm team.

JUNE 20

2006: Alain Vigneault is named the 16th Head Coach in Vancouver Canucks history.

JUNE 21

2010: Canucks name Claude Noel as new head coach of AHL affiliate, the Manitoba Moose.

JUNE 22

1998: Brian Burke is hired as President and General Manager of the Vancouver Canucks.

2007: Aquilini Investment Group complete the purchase of the Vancouver Canucks after acquiring the 50 percent interest of former partner, John McCaw, becoming the first local ownership group of the franchise in more than a decade.

2011: Canucks centre Ryan Kesler is awarded the Frank Selke Trophy as "the forward who best excels in the defensive aspects of the game" for the first time in franchise history.

2011: Daniel Sedin is named recipient of Ted Lindsay Award as the "most outstanding player" in the NHL as voted by fellow members of the NHLPA.

2011: Daniel Sedin becomes the second player in franchise history to claim the Art Ross Trophy. With twin brother Henrik claiming the award in 2009/10, this marks the first time in League history that brothers have won scoring titles in consecutive seasons.

2011: Roberto Luongo and Cory Schneider win the Jennings Trophy presented "to the goalkeeper(s) having played a minimum of 25 games for the team with the fewest goals scored against".

2011: Canucks President & General Manager Michael D. Gillis is named General Manager of the Year.

2011: Daniel and Henrik Sedin named to the NHL First All-Star Team. This is the first time brothers have been voted to the team since Hockey Hall of Famers Phil and Tony Esposito took First Team honours in 1969/70.

JUNE 23

2014: Willie Desjardins is named the 18th Head Coach in club history.

JUNE 25

2009: Canucks Equipment Manager Pat O'Neill and Head Athletic Trainer Mike Burnstein are added to the Team Canada support staff for the 2010 Winter Olympics in Vancouver.

2013: John Tortorella is named the 17th Head Coach in Canucks history.

JUNE 26

1999: The Canucks make three trades on the morning of the NHL Entry Draft in Boston to secure the second and third overall selections. With the picks, Canucks President and General Manager, Brian Burke selects Daniel and Henrik Sedin of Modo in the Swedish Elite League.

JUNE 27

2011: Vancouver Canucks and Chicago Wolves announced that the Canucks will enter into a new affiliation agreement with the Chicago Wolves of the American Hockey League through 2012/13.

JUNE 28

2001: Canucks extend the contract of captain Markus Naslund through the 2004/05 season. Naslund set new career highs with 41 goals and 75 points in 2000/01.

JULY

JULY 1

1989: Canucks President Pat Quinn flies to Moscow and signs Soviet star centre Igor Larionov to a multi-year contract.

JULY 3

1991: Stan Smyl retires as the Canucks all-time leader in games played (896), goals (262), assists (411) and points (673). He is named Assistant Coach.

JULY 4

1996: Canucks Equipment Manager Pat O'Neill becomes the first recipient of the Larry Ashley Award. The Larry Ashley Award is presented to the trainer or equipment manager that best exemplifies the character and commitment to excellence displayed by Ashley throughout his career.

JULY 5

2006: Vancouver Canucks and Manitoba Moose name Scott Arniel as Head Coach of the AHL affiliate.

JULY 6

2010: Canucks and Rogers Communications Inc. announce an alliance giving Rogers the arena naming and telecommunication sponsorship rights.

JULY 8

1995: Canucks reunite former Junior Hockey teammates Alexander Mogilny and Pavel Bure by acquiring Mogilny and a 5th round pick in exchange for Mike Peca, Mike Wilson and their 1st round pick (14th overall) at the 1995 NHL Entry Draft.

JULY 17

1997: Trail Smoke Eaters' trainer Ken Caputo becomes the second recipient of the Larry Ashley Award.

JULY 22

2005: National Hockey League owners unanimously ratify the new collective bargaining agreement, bringing an official end to the 310-day lockout. One day prior, NHL players formally accepted the new deal with 87 percent of the membership voting in favour of the deal.

JULY 28

1997: The Vancouver Canucks sign unrestricted free agent Mark Messier.

1999: 1999 First Round Draft Picks, Daniel and Henrik Sedin, both sign their first NHL contract with the Canucks.

AUGUST

AUGUST 10

1994: Rick Ley is hired as Head Coach of the Vancouver Canucks, becoming the 12th coach in Canucks history.

AUGUST 15

2005: The Vancouver Canucks and Manitoba Moose name Alain Vigneault as the Moose's Head Coach.

AUGUST 18

1998: David Nonis is named Senior Vice-President, Hockey Operations. Steve Tambellini is named Vice-President, Player Personnel, Mike Penny is named Vice-President, Amateur Scouting and Shawn Dineen is named Professional Scout.

AUGUST 20

1996: Team Canada and Team U.S.A. play a pre-tournament game for the inaugural World Cup of Hockey at General Motors Place.

AUGUST 29

1996: Team Canada defeats Team Russia 5-3 at General Motors Place in the first game of the World Cup of Hockey tournament. Trevor Linden plays for Canada while Alexander Mogilny plays for Team Russia. Trevor Linden records one assist in the game on a goal by Vincent Damphousse.

1996: The National Hockey League announces the 1998 NHL All-Star game will be played at General Motors Place. This is the second NHL All-Star Game to be played in Vancouver; the other was in 1977.

SEPTEMBER

SEPTEMBER 8

1995: Pavel Bure changes jersey numbers from #10 to #96.

SEPTEMBER 15

2000: Canucks complete the American Airlines/NHL Challenge in Stockholm, Sweden. The Canucks held training camp in Sweden and defeated MoDo 5-2 and Djurgarden 2-1 to win the exhibition tournament.

2000: Canucks name Markus Naslund team captain in Stockholm, Sweden, following their overtime victory over Djurgarden. Naslund becomes the 11th captain in Canucks history.

2004: Unable to reach an amicable deal for both the NHL and NHLPA, NHL commissioner Gary Bettman announces a lockout.

SEPTEMBER 16

1995: Head Medical Trainer, Larry Ashley, passes away after battling a lengthy illness. Larry cared for Canucks players for 14 seasons and, in his memory, players wear the initials "LA" on their helmets. In recognition of Larry's service and contribution to the Vancouver Canucks Hockey Club, the training centre at General Motors Place is named the "Larry Ashley Training Facility."

2001: The Canucks hold their annual Blue-Silver intra-squad game at General Motors Place. Club raises \$134,250.25 for the American Red Cross Disaster Relief Fund in support of September 11th.

SEPTEMBER 17

2011: Vancouver Canucks engineers design and unveil new curved glass system to enhance player safety. The NHL implements this design League-wide.

SEPTEMBER 21

1992: Play-by-play broadcaster Jim Robson is named to the Hockey Hall of Fame.

SEPTEMBER 23

1995: The Vancouver Canucks play their first pre-season game at General Motors Place. Jeff Brown scored the first goal in the new facility in the Canucks 4-3 win over the Mighty Ducks of Anaheim.

SEPTEMBER 25

2001: Canucks new mascot is officially named "Fin." The name was chosen from more than 2,000 fan entries.

SEPTEMBER 30

2008: Roberto Luongo is named the 12th captain in team history. He is the first goaltender in Canucks history to be named captain and the first goaltender in League history to be named captain since Montreal's Bill Durnan in 1947-48. Mattias Ohlund, Willie Mitchell and Ryan Kesler are named alternate captains.

OCTOBER

OCTOBER 1

2010: Canucks Sports & Entertainment acquires ownership of the Vancouver Millionaires trademarks, including the name "Vancouver Millionaires", the inaugural classic "V" logo, the Vancouver Maroons "V" and design and the web domain vancouvermillionaires.com.

OCTOBER 2

2001: Canucks unveil their new "Third Jersey" at a downtown press conference. The new "Third Jersey" is predominantly a two-colour jersey with a strong deep red and deep blue, accented with silver. It is the second alternate jersey in team history.

OCTOBER 3

1997: Trevor Linden passes Canucks captaincy on to Mark Messier while team is in Tokyo, Japan for "GAME ONE '97." Messier becomes 10th captain in team history.

ON THIS DAY IN CANUCKS HISTORY

OCTOBER 4 & 5

1997: "GAME ONE '97" The Vancouver Canucks play the Mighty Ducks of Anaheim in a two-game series at Yoyogi Arena in Tokyo, Japan. The two split the games by a score of 3-2 in each game. It marked the first NHL game in history to be played outside North America. Scott Walker becomes the first player to score a NHL regular season goal outside North America. Attendance is 10,500 (sellout) for both games.

OCTOBER 5

1989: Canucks open their 20th NHL campaign with a 4-1 setback to the Edmonton Oilers. Igor Larionov and Vladimir Krutov become the first Soviet players ever to appear in a Canuck uniform.

OCTOBER 6

2002: Introduced by royal trumpets while entering on a red carpet, Queen Elizabeth II drops the ceremonial first puck before an exhibition game between Vancouver and San Jose. The British monarch, who last attended a hockey game 51 years ago, drops the puck between Canucks captain Markus Naslund and Mike Ricci of the Sharks. The 76-year-old monarch, flanked by local minor hockey league players, is led to the centre of the rink – where she is joined by Wayne Gretzky, the NHL's all-time leading scorer, and executive director of the gold medal-winning 2002 Canadian Olympic Hockey Team. Also at centre ice are Cassie Campbell, captain of the Canadian women's Olympic team, Canucks and Team Canada defenceman Ed Jovanovski and Hall of Fame television broadcaster Howie Meeker. The Queen is visiting Vancouver with her husband, Prince Philip, Duke of Edinburgh, as part of a 12-day tour of Canada, celebrating the 50th anniversary of her rule.

OCTOBER 7

1989: Vladimir Krutov becomes the first Soviet player to score a goal in a Vancouver uniform. The goal is assisted by Igor Larionov. Vancouver beats Detroit 5-3.

OCTOBER 8

2000: With their comeback 5-4 victory at Tampa Bay, the Canucks become just the third club since 1983.84 (the season when the 5:00 overtime rule was introduced) to win a game in regulation in which it trailed by two or more goals with three or fewer minutes remaining.

OCTOBER 9

1970: Canucks play their first NHL game, losing 3-1 to the LA Kings at the Pacific Coliseum. Barry Wilkins scores the Canucks first goal at 2:14 of the third period against netminder Denis DeJordy. Attendance was 15,062.

1995: The Vancouver Canucks play the first regular season game at General Motors Place. The Canucks are defeated 5-3 by the Detroit Red Wings. Mike Ridley records the first regular season goal at General Motors Place. Kirk McLean plays in goal.

1999: In a pre-game ceremony, the Canucks unveil the 30 Greatest Canucks to celebrate the team's 30th year in the NHL.

2005: General Motors Place celebrates its 10th anniversary since the Canucks played their first regular season game at the venue.

2008: The Vancouver Canucks honour the memory of former Canucks defenceman Luc Bourdon in a moving ceremony prior to the season opening game. Luc's family was present to witness a video tribute and moment of silence. Earlier the same day, the Canucks and members of Bourdon's family unveiled the Luc Bourdon Wall of Dreams, a living legacy to everyone in the Canucks family and salute to minor hockey. The Luc Bourdon Wall of Dreams contains 191 pucks representing BC Hockey membership – a visual salute to Luc and what he represented.

2010: Henrik Sedin is named the 13th captain in team history. Kevin Bieksa, Ryan Kesler, Manny Malhotra and Daniel Sedin are named alternate captains. Original Canucks captain Orland Kurtenbach presents Henrik with the 'C' in front of a sold-out crowd for Vancouver's home opener of the franchise's 40th NHL season.

OCTOBER 10

2002: For the first time in Canucks history the club begins the regular season with a shutout victory. Dan Cloutier stopped all 19 shots in the 3-0 win at Calgary.

OCTOBER 11

1970: Canucks earn their first NHL victory in their second game, a 5-3 win at home over Toronto. Wayne Maki scores two goals in the game.

OCTOBER 14

1979: Edmonton's Wayne Gretzky scores his first NHL goal, against Canuck netminder Glen Hanlon, in a 4-4 tie at the Pacific Coliseum.

OCTOBER 20

1971: Canucks are blanked for the first time in club history, losing 7-0 in Minnesota.

OCTOBER 23

1998: Mark Messier scores the 600th goal of his NHL career at Florida at 12:58 of the third period against Florida's Kirk McLean.

OCTOBER 25

2009: Roberto Luongo records his first shutout of the season, his 21st with the Canucks, passing Kirk McLean for the franchise record for most career shutouts with Vancouver.

OCTOBER 26

2010: Canucks first franchise Captain, Orland Kurtenbach, becomes the first inductee into the Canucks Ring of Honour.

OCTOBER 27

1971: Canucks play to their first ever NHL shutout, skating to a 0-0 tie at Maple Leaf Gardens in Toronto. Dunc Wilson stopped 34 Leafs shots while the Canucks fired 20 at Toronto netminder Bernie Parent.

OCTOBER 28

2011: Canucks launch 'Heart of a Canuck' local heroes program honouring local heroes who have made a difference in communities across British Columbia.

2014: Ryan Miller posted his 300th career win. He became the 31st NHL goaltender to reach that mark.

OCTOBER 31

1991: Pavel Bure signs a multi-year contract and five days later plays in his first NHL game against Winnipeg.

NOVEMBER

NOVEMBER 1

1991: Kirk McLean is named NHL Player-of-the-Month for October after posting a 9-2-1 record and a 2.37 GAA. He is the first Canuck to receive the honour.

NOVEMBER 2

1999: Peter Schaefer is named NHL Rookie-of-the-Month for October. Schaefer recorded six goals and six assists in 13 games.

2014: Pavel Bure's #10 is retired in a pre-game ceremony before the Canucks took on the Toronto Maple Leafs. He becomes just the fourth player in club history to have his number retired.

NOVEMBER 3

1991: The Canucks honour Stan Smyl by retiring his No. 12 jersey.

NOVEMBER 4

1974: Canucks trade Barry Wilkins, the scorer of Vancouver's first ever goal in the NHL, to Pittsburgh for defenceman Ab Demarco.

1997: Vancouver Canucks President and General Manager Pat Quinn is relieved of his duties after serving in his position for 10 years. Interim General Manager duties are divided by Senior Vice-President, Hockey Operations Steve Tambellini, Head Coach Mike Keenan and Assistant GM Mike Penney.

NOVEMBER 5

1970: Canucks record their first road victory, 4-1 at Buffalo. Canucks goalie Dunc Wilson stops the team's first penalty shot against Sabre Paul Andrea.

1987: Stan Smyl appears in his 684th game, passing Harold Snepsts as the Canucks all-time leader in regular season appearances. The Canucks win 4-3 in Philadelphia.

NOVEMBER 8

1978: Dennis Kearns becomes first player in Canuck history to play in 500 games as Vancouver wins 6-4 in Detroit.

NOVEMBER 9

1995: Pavel Bure is checked by Steve Smith of the Chicago Blackhawks at the United Center in Chicago. Bure tore his anterior cruciate ligament and misses the remainder of the season. Bure appeared in 15 games and recorded six goals and seven assists. Pavel underwent arthroscopic anterior cruciate ligament reconstructive surgery at UBC Hospital seven days later.

NOVEMBER 12

1996: John McCaw agrees to purchase all shares in Orca Bay held by Arthur Griffiths.

NOVEMBER 13

1997: Head Coach Tom Renney and Assistant Coach Terry Bangen are relieved of their duties. Mike Keenan is hired as the 14th Canucks Head Coach in history.

NOVEMBER 14

1989: Brian Bradley scores at 17:12 of the first period against the Washington Capitals, registering the 5,000th goal in franchise history. The Capitals goaltender is Bob Mason.

1996: Mike Fountain becomes the 19th goaltender in NHL history to record a shutout in his first NHL game by defeating the New Jersey Devils 3-0 in New Jersey.

1996: Dave Babych plays in his 300th game as a Vancouver Canuck becoming only the third player in NHL history to appear in 300 games with three different teams. Babych's 300th game as a Canuck is played vs the Devils in New Jersey.

NOVEMBER 16

1996: Gino Odjick becomes the Canucks all-time penalty minute leader after passing Garth Butcher's record of 1,668 in a Canucks uniform. The record was set in Montreal vs the Canadiens.

2004: Francesco Aquilini becomes a local ownership partner for John McCaw and the Vancouver Canucks, purchasing 50 percent of the hockey club and General Motors Place.

NOVEMBER 17

1988: Trevor Linden scores his first NHL hat trick, with three goals and one assist, in a 7-6 loss at Minnesota. Defenceman Harold Snepsts, who along with Stan Smyl is playing in his club record 11th season as a Canuck, becomes only the second Vancouver player to appear in 700 games.

NOVEMBER 19

1972: Bobby Schumatz strikes for a club record-tying four goals and becomes the first Canuck to record hat tricks in consecutive games. The Canucks defeat Buffalo 9-5.

1981: Harold Snepsts becomes third player in Canuck history to appear in 500 games. Vancouver defeats Detroit 8-3.

NOVEMBER 20

1983: Tony Tanti scores his 20th goal of the season in an 8-3 win over Los Angeles. He becomes the fastest Canuck to reach 20 goals, attaining the mark in 21 games.

NOVEMBER 22

1985: Stan Smyl scores his 200th career goal, becoming the first player in Canucks history to achieve that milestone. Vancouver loses 6-5 to New Jersey.

NOVEMBER 23

2007: Roberto Luongo establishes a shutout streak stretching over five games from November 23 to December 2. The streak included three consecutive shutouts vs Chicago, Anaheim and Columbus. The Canucks netminder sets a new franchise record and surpasses his personal best record playing 210:34 without allowing a goal.

2010: Kirk McLean is inducted into the Canucks Ring of Honour. McLean was a Vancouver Canucks goaltender for 11 seasons and backstopped the team to their second ever Stanley Cup Final in 1994.

2014: Daniel Sedin appeared in his 1000th career game, becoming just the third Canuck and 52nd in League history to do so with one team.

NOVEMBER 25

2002: Trevor Linden scores his 263rd goal in a Canucks uniform surpassing the club record held by Stan Smyl. Linden's goal on Manny Fernandez was scored short-handed in the third period of Vancouver's 2-1 win at Minnesota.

2011: Sami Salo records his 20th overtime goal in a Canucks uniform, passing Mattias Ohlund as the Canucks defencemen with the most overtime goals in franchise history.

NOVEMBER 26

1986: Petri Skriko scores his third hat trick in eight days, leading the Canucks to a 5-3 win over Los Angeles. Skriko, named the NHL's Player-of-the-Week for Nov. 17-23, enjoys the hottest scoring period of any player in Canuck history, scoring 12 goals and 2 assists for 14 points in a span of five games.

NOVEMBER 30

2002: Canucks defeat Florida 5-2, extending their winning streak to 10 games. The club record includes five wins at home and on the road with the Canucks outscoring their opponents 41-20 during the 10 games.

DECEMBER

DECEMBER 1

1996: Trevor Linden's "Iron man" streak of 482 consecutive regular season NHL games played comes to an end vs Philadelphia when Trevor suffers a grade-two medial collateral ligament sprain in his knee.

DECEMBER 4

1996: Jyrki Lumme passes Doug Lidster as the Canucks all-time leading scorer among defencemen when he scores a goal in the first period vs the Buffalo Sabres. The goal is Lumme's 66th goal as a Vancouver Canuck.

DECEMBER 5

1976: Canucks celebrate their 500th franchise game in the NHL with a 4-2 win over Chicago.

2007: Markus Naslund becomes the franchise's outright leader for points scored in a Canucks uniform with an assist at Chicago for a total of 725 points, surpassing the former record held by Trevor Linden (724). Naslund finished the season with a total of 756 points scored as a Canuck (346-410-756).

DECEMBER 7

1995: Orca Bay officially launch Orca Bay Online, a worldwide Internet web site (www.orcabay.com), providing the latest information on the Vancouver Canucks, the Vancouver Grizzlies, Winning Spirit retail stores and the Greater Vancouver Open.

DECEMBER 8

1987: Stan Smyl becomes first Canuck to appear in 700 regular season games. Vancouver drops a 3-2 decision to Minnesota.

ON THIS DAY IN CANUCKS HISTORY

DECEMBER 9

2005: The Canucks play host to the Ottawa Senators at General Motors Place in front of the 100th consecutive sell-out crowd. The sell-out streak dates back to November 14, 2002 and consists of 88 regular season games and 12 playoff games.

DECEMBER 11

2010: Markus Naslund's sweater is retired and the number 19 is raised to the rafters of Rogers Arena, joining Stan Smyl's number 12 and Trevor Linden's number 16.

2010: Goaltender Cory Schneider collects two assists against the Tampa Bay Lightning to establish a franchise record for most assists in a game by a goalie.

2013: Pavel Bure is inducted into the Hockey Hall of Fame. In seven seasons with Vancouver, Bure recorded 478 points (254-224-478) in 428 games.

DECEMBER 12

1970: Orland Kurtenbach becomes the first Canuck to tally three goals in a game in a 5-2 win over California.

DECEMBER 13

1992: Vancouver and Quebec play to a 3-3 overtime tie, ending Vancouver's club record nine-game home winning streak.

2001: Canucks winger Jarkko Ruutu is named to the 2002 Finnish Men's Olympic Hockey Team. Ruutu went on to play four games for Team Finland at the Winter Games.

DECEMBER 15

1970: Canucks defeat Philadelphia 3-2 for their sixth straight home victory, establishing a club record. Vancouver goes 10-3-2 in the first 15 home games of its existence.

2001: Canucks defenceman Ed Jovanovski is named to the 2002 Canadian Men's Olympic Hockey Team.

2011: Henrik Sedin collects his 700th career point, becoming just the ninth Swedish born NHL player to accomplish the feat.

DECEMBER 16

1988: Goodwill ambassador Walter "Babe" Pratt, an original member of the Canuck organization and also a member of the Hockey Hall of Fame, passes away at the age of 72 while in attendance at a Canuck-Flames contest in the Pacific Coliseum.

DECEMBER 17

1997: Canucks draft choices Josh Holden, Brad Ference, Zenith Komarniski and Matt Cooke selected to Canadian National Junior Team.

2008: Trevor Linden's sweater is retired and the number 16 is raised to the rafters of GM Place joining Stan Smyl's number 12; only the second number retired in Canucks franchise history.

DECEMBER 18

1997: Arturs Irbe stops 38 shots in a 0-0 tie with the Sharks. Only the second scoreless tie in franchise history – last one: Oct. 27, 1971 at Toronto (Dunc Wilson).

DECEMBER 21

2005: Todd Bertuzzi and Ed Jovanovski are named to the 2006 Canadian Men's Olympic Team. Vancouver Canucks Vice-President and Assistant General Manager Steve Tambellini also joins the team as Director, Player Personnel. In addition, Canucks Assistant Medical Trainer Jon Sanderson is named to Team Canada's medical staff.

DECEMBER 22

1995: Alexander Mogilny records three goals in 2:55 to beat Tony Tanti's record of three goals in 6:46 set on January 7th, 1989 vs Pittsburgh. Mogilny records his goals at 16:45, 19:26 and 19:40 of the third period at Anaheim; Josef Beranek scores a goal at 17:49 of the third period to interrupt the three goals.

2005: Jarkko Ruutu and Sami Salo are named to Team Finland for the 2006 Winter Olympics. They would go on to win silver medals.

2005: Markus Naslund, Mattias Ohlund, Daniel Sedin and Henrik Sedin are named to Team Sweden for the 2006 Winter Olympics. The Sedin twins and Ohlund would go on to help Sweden win the gold medal at the 2006 Winter Olympics in Torino, Italy.

DECEMBER 26

1970: Andre Boudrias becomes the first Canuck to score a goal with Vancouver two men short, scoring against Tony Esposito of Chicago. The goal was also the 100th in team history. Chicago won 4-2.

1972: Don Tannahill becomes the first Vancouver rookie to score three goals in a single game in a 4-3 win over California.

2011: Henrik Sedin appears in his 535th consecutive game, surpassing Brendan Morrison's previous franchise best ironman streak of 534 games. Henrik started the streak Mar. 21/04 vs CBJ.

DECEMBER 27

1992: Petr Nedved is held pointless against Montreal, snapping his franchise record 15-game point streak. Nedved scored 15-9-24 over the 39 days.

2009: Henrik and Daniel Sedin are named to Team Sweden for the 2010 Winter Olympics.

DECEMBER 28

1977: In their first exhibition game versus a touring Soviet club, the Canucks shut out Moscow Spartak 2-0. Rick Blight scores both goals.

1991: Goaltender Kirk McLean records his 20th victory in a 3-2 win at San Jose, becoming the fastest Canuck goaltender to reach the 20-win mark.

2001: Canucks equipment manager Pat O'Neill surpasses the 1,500 game milestone after 20 years in professional hockey. O'Neill was recognized by the Professional Hockey Athletic Trainers Society and the Society of Professional Hockey Equipment Managers for his achievements. The Canucks held a pre-game ceremony on March 10th to acknowledge the accomplishment.

DECEMBER 29

1996: Canucks game vs San Jose Sharks is rescheduled due to extreme winter weather conditions. The previous cancellation of a Canucks game in Vancouver occurred on January 3rd, 1993 when the Canucks vs Tampa Bay game was cancelled due to extreme weather conditions.

2009: Pavol Demitra is named to Team Slovakia for the 2010 Winter Olympics. He would finish the tournament as the leading scorer (3-7-10 in 7 GP).

DECEMBER 30

2009: Christian Ehrhoff is named to Team Germany for the 2010 Winter Olympics.

DECEMBER 31

1996: The first Vancouver Canucks pay-per-view game is broadcast by Orca Bay. The game vs the Philadelphia Flyers is the first hockey game to be broadcast on pay-per-view in Canada and is the first of four games shown on pay-per-view.

2009: Sami Salo is named to Team Finland for the 2010 Winter Olympics. He would go on to win a bronze medal.

2009: Roberto Luongo is named to Team Canada for the 2010 Winter Olympics. He would go on to backstop Team Canada to a gold medal.

THREE STARS AWARD

Awarded annually to the player who receives the most game star selections during the season.

2014.15	Ryan Miller	2000.01	Markus Naslund	1986.87	Petri Skriko
2013.14	Ryan Kesler	1999.00	Mark Messier	1985.86	Richard Brodeur
2012.13	Cory Schneider	1998.99	Garth Snow	1984.85	Richard Brodeur
2011.12	Roberto Luongo	1997.98	Pavel Bure	1983.84	Patrik Sundstrom
2010.11	Roberto Luongo	1996.97	Martin Gelinas	1982.83	Thomas Gradin
2009.10	Henrik Sedin	1995.96	Trevor Linden	1981.82	Richard Brodeur
2008.09	Roberto Luongo	1994.95	Kirk McLean	1980.81	Richard Brodeur
2007.08	Roberto Luongo	1993.94	Pavel Bure	1979.80	Glen Hanlon
2006.07	Roberto Luongo	1992.93	Pavel Bure	1978.79	Glen Hanlon
2005.06	Alex Auld	1991.92	Pavel Bure	1977.78	Cesare Maniago
2004.05	-	1990.91	Trevor Linden	1976.77	Cesare Maniago
2003.04	Dan Cloutier	1989.90	Kirk McLean	1975.76	Bobby Lalonde
2002.03	Markus Naslund	1988.89	Trevor Linden		
2001.02	Markus Naslund	1987.88	Kirk McLean		

CYCLONE TAYLOR TROPHY

The Canucks M.V.P. as selected by the fans.

2014.15	Radim Vrbata	1998.99	Markus Naslund	1982.83	Stan Smyl
2013.14	Ryan Kesler	1997.98	Pavel Bure	1981.82	Richard Brodeur
2012.13	Cory Schneider	1996.97	Martin Gelinas	1980.81	Richard Brodeur
2011.12	Henrik Sedin	1995.96	Trevor Linden	1979.80	Stan Smyl
2010.11	Daniel Sedin	1994.95	Trevor Linden	1978.79	Thomas Gradin
2009.10	Henrik Sedin	1993.94	Pavel Bure		Glen Hanlon
2008.09	Ryan Kesler	1992.93	Pavel Bure	1977.78	Cesare Maniago
2007.08	Roberto Luongo	1991.92	Kirk McLean	1976.77	Cesare Maniago
2006.07	Roberto Luongo	1990.91	Trevor Linden	1975.76	Don Lever
2005.06	Alex Auld	1989.90	Kirk McLean	1974.75	Gary Smith
2004.05	-	1988.89	Trevor Linden	1973.74	Gary Smith
2003.04	Markus Naslund	1987.88	Tony Tanti	1972.73	Orland Kurtenbach
2002.03	Markus Naslund	1986.87	Barry Pederson	1971.72	Orland Kurtenbach
2001.02	Markus Naslund	1985.86	Stan Smyl	1970.71	Orland Kurtenbach
2000.01	Markus Naslund	1984.85	Richard Brodeur		
1999.00	Mark Messier	1983.84	Patrik Sundstrom		

CYRUS H. MCLEAN TROPHY

Awarded annually to the Canucks leading point scorer at the end of the season.

2014.15	Daniel Sedin	1999.00	Markus Naslund	1983.84	Patrik Sundstrom
2013.14	Henrik Sedin	1998.99	Markus Naslund	1982.83	Stan Smyl
2012.13	Henrik Sedin	1997.98	Pavel Bure	1981.82	Thomas Gradin
2011.12	Henrik Sedin	1996.97	Alexander Mogilny	1980.81	Thomas Gradin
2010.11	Daniel Sedin	1995.96	Alexander Mogilny	1979.80	Stan Smyl
2009.10	Henrik Sedin	1994.95	Pavel Bure	1978.79	Ron Sedlbauer
2008.09	Daniel Sedin & Henrik Sedin	1993.94	Pavel Bure	1977.78	Mike Walton
		1992.93	Pavel Bure	1976.77	Rick Blight
2007.08	Henrik Sedin	1991.92	Trevor Linden	1975.76	Dennis Vervegaert
2006.07	Daniel Sedin	1990.91	Trevor Linden	1974.75	Andre Boudrias
2005.06	Markus Naslund	1989.90	Dan Quinn	1973.74	Andre Boudrias
2004.05	-	1988.89	Petri Skriko	1972.73	Bobby Schmautz
2003.04	Markus Naslund	1987.88	Tony Tanti	1971.72	Andre Boudrias & Orland Kurtenbach
2002.03	Markus Naslund	1986.87	Tony Tanti		
2001.02	Markus Naslund	1985.86	Petri Skriko	1970.71	Andre Boudrias
2000.01	Markus Naslund	1984.85	Patrik Sundstrom		

WALTER (BABE) PRATT TROPHY

The Canucks most outstanding defenceman as chosen by the fans.

2014.15	Chris Tanev	1999.00	Mattias Ohlund	1984.85	Doug Lidster
2013.14	Dan Hamhuis	1998.99	Adrian Aucoin	1983.84	Rick Lanz
2012.13	Dan Hamhuis	1997.98	Mattias Ohlund	1982.83	Doug Halward
2011.12	Alex Edler	1996.97	Jyrki Lumme	1981.82	Harold Snepsts
2010.11	Christian Ehrhoff	1995.96	Jyrki Lumme	1980.81	Kevin McCarthy
2009.10	Christian Ehrhoff	1994.95	Jeff Brown	1979.80	Harold Snepsts
2008.09	Willie Mitchell	1993.94	Jyrki Lumme	1978.79	Harold Snepsts
2007.08	Willie Mitchell	1992.93	Dana Murzyn	1977.78	Harold Snepsts
2006.07	Kevin Bieksa	1991.92	Jyrki Lumme	1976.77	Dennis Kearns
2005.06	Mattias Ohlund	1990.91	Doug Lidster	1975.76	Dennis Kearns
2004.05	-	1989.90	Paul Reinhart	1974.75	Bob Dailey
2003.04	Mattias Ohlund	1988.89	Paul Reinhart	1973.74	Jocelyn Guevremont
2002.03	Ed Jovanovski	1987.88	Jim Benning	1972.73	Barry Wilkins
2001.02	Ed Jovanovski	1986.87	Doug Lidster		
2000.01	Ed Jovanovski	1985.86	Doug Lidster		

NHL AWARDS & ALL-STARS

FRED J. HUME AWARD

Awarded annually to the unsung hero as selected by the Canucks Booster Club.

2014.15	Derek Dorsett	1999.00	Andrew Cassels	1984.85	Doug Lidster
2013.14	Eddie Lack	1998.99	Adrian Aucoin	1983.84	Jiri Bubla
2012.13	Jannik Hansen	1997.98	Brian Noonan	1982.83	Doug Halward
2011.12	Chris Higgins	1996.97	Mike Sillinger	1981.82	Lars Lindgren
2010.11	Jannik Hansen	1995.96	Martin Gelinas	1980.81	Per-Olov Brasar
2009.10	Mason Raymond	1994.95	Martin Gelinas	1979.80	Kevin McCarthy
2008.09	Steve Bernier	1993.94	John McIntyre	1978.79	Harold Snepsts
2007.08	Alex Burrows	1992.93	Cliff Ronning	1977.78	Hilliard Graves
2006.07	Kevin Bieksa	1991.92	Garry Valk	1976.77	Hilliard Graves
2005.06	Jarkko Ruutu	1990.91	Steve Bozek	1975.76	Mike Robitaille
2004.05	-	1989.90	Steve Bozek	1974.75	Garry Monahan
2003.04	Brent Sopel	1988.89	Rich Sutter	1973.74	Don Lever
2002.03	Matt Cooke	1987.88	Rich Sutter	1972.73	Dennis Kearns
2001.02	Scott Lachance	1986.87	Garth Butcher	1971.72	Ron Ward
2000.01	Murray Baron	1985.86	Brent Peterson	1970.71	Barry Wilkins

PAVEL BURE AWARD

Awarded annually to the "Most Exciting Player" as selected by the fans.

2014.15	Radim Vrbata	1999.00	Todd Bertuzzi	1984.85	Tony Tanti
2013.14	Zack Kassian	1998.99	Markus Naslund	1983.84	Tony Tanti
2012.13	Jannik Hansen	1997.98	Pavel Bure	1982.83	Darcy Rota
2011.12	David Booth	1996.97	Martin Gelinas	1981.82	Thomas Gradin
2010.11	Ryan Kesler	1995.96	Alexander Mogilny	1980.81	Tiger Williams
2009.10	Alex Burrows	1994.95	Pavel Bure	1979.80	Stan Smyl
2008.09	Alex Burrows	1993.94	Pavel Bure	1978.79	Thomas Gradin
2007.08	Alex Burrows	1992.93	Pavel Bure	1977.78	Hilliard Graves
2006.07	Roberto Luongo	1991.92	Pavel Bure	1976.77	Bobby Lalonde
2005.06	Anson Carter	1990.91	Trevor Linden	1975.76	Bobby Lalonde
2004.05	-	1989.90	Brian Bradley	1974.75	Bobby Lalonde
2003.04	Todd Bertuzzi	1988.89	Trevor Linden	1973.74	Don Lever
2002.03	Todd Bertuzzi	1987.88	Tony Tanti	1972.73	Bobby Schmautz
2001.02	Todd Bertuzzi	1986.87	Tony Tanti	1971.72	Andre Boudrias
2000.01	Markus Naslund	1985.86	Tony Tanti	1970.71	Andre Boudrias

NHL AWARDS

AWARDS

Hart Memorial Trophy

2010 **Henrik Sedin**

Art Ross Trophy

2011 **Daniel Sedin**

2010 **Henrik Sedin**

Frank J. Selke Trophy

2011 Ryan Kesler

Scotiabank Fan Fav Award

2009 Roberto Luongo

Jack Adams Award

2007 Alain Vigneault

1992 Pat Quinn

General Manager of the Year

2011 Michael D. Gillis

William M. Jennings Trophy

2011 Roberto Luongo & Cory Schneider

Ted Lindsay Award (Lester B. Pearson)

2011 Daniel Sedin

2003 Markus Naslund

NHL Foundation Player Award

2008 Trevor Linden

King Clancy Award

1997 Trevor Linden

Calder Trophy

1992 Pavel Bure

Bud Light/NHL Man-of-the-Year

1992 Ryan Walter

NHL ALL-STARS

ALL-STARS

LW	Daniel Sedin	First Team	2011	LW	Markus Naslund	First Team	2003	RW	Pavel Bure	First Team	1994
C	Henrik Sedin	First Team	2011	RW	Todd Bertuzzi	First Team	2003	G	Kirk McLean	Second Team	1992
C	Henrik Sedin	First Team	2010	LW	Markus Naslund	First Team	2002	C	Trevor Linden	All-Rookie Team	1989
LW	Daniel Sedin	Second Team	2010	D	Mattias Ohlund	All-Rookie Team	1998	RW	Jim Sandlak	All-Rookie Team	1987
G	Roberto Luongo	First Team	2007	RW	Alex Mogilny	Second Team	1996				
LW	Markus Naslund	First Team	2004	G	Corey Hirsch	All-Rookie Team	1996				

REGULAR SEASON MONTHLY RECORDS

ALL-STAR GAME REPRESENTATIVES

2015	Radim Vrbata	Todd Bertuzzi (Voted a starter)	1992	Trevor Linden, Kirk McLean
2014	No All-Star Game	Marc Crawford (Assistant Coach)	1991	Trevor Linden
2013	No All-Star Game	2003 Markus Naslund	1990	Kirk McLean
2012	Daniel Sedin	Todd Bertuzzi	1989	Paul Reinhart
	Henrik Sedin	Ed Jovanovski	1988	Greg Adams
	Alex Edler	Marc Crawford (first Canucks Head Coach named to coach All-Star Team)	1987	Rendez-Vous (no game)
	Cody Hodgson (YoungStars)	2002 Markus Naslund	1986	Tony Tanti
2011	Ryan Kesler	Ed Jovanovski	1985	Thomas Gradin
	Daniel Sedin	2001 Markus Naslund	1984	Darcy Rota, (replaced Tony Tanti)
	Henrik Sedin	Ed Jovanovski	1983	John Garrett (replaced Richard Brodeur)
	Alain Vigneault (coach)	2000 Mark Messier	1982	Harold Snepsts
2010	No All-Star Game	1999 Markus Naslund	1981	Tiger Williams, Kevin McCarthy (vote)
2009	Roberto Luongo	1998 Mattias Ohlund	1980	Lars Lindgren
	Mason Raymond (YoungStars Sophomore)	1997 Pavel Bure	1979	Challenge Cup (no game)
2008	Henrik Sedin	1996 Mark Messier	1978	Dennis Ververgaert
	Roberto Luongo (Voted a starter – unable to attend)	1995 Pavel Bure	1977	Harold Snepsts
	Roberto Luongo (Voted a starter)	1994 Alexander Mogilny	1976	Dennis Ververgaert
2007	No All-Star Game	1993 Pavel Bure (fan vote, could not play due to injury)	1975	Gary Smith (vote), Tracy Pratt
2006	No All-Star Game	1995 No All-Star Game	1974	Bobby Schmautz, Jocelyn Gueuremont
2005	No All-Star Game	1994 Pavel Bure (fan vote)	1973	Bobby Schmautz
2004	Markus Naslund	1993 Pavel Bure (fan vote)	1972	Dale Tallon
	(Western Conference Team Captain)		1971	Dale Tallon

REGULAR SEASON MONTH BY MONTH RECORD

SEASON	OCT	NOV	DEC	JAN	FEB	MAR	APR	MAY
1970.71	3-6-2	6-7-1	5-7-0	1-10-2	3-7-1	5-8-2	1-1-0	
1971.72	4-7-2	3-7-2	2-8-0	5-6-1	2-12-1	3-10-2	1-0-0	
1972.73	3-7-1	5-7-1	3-7-4	3-9-1	2-11-1	6-6-1	DNP	
1973.74	4-3-1	1-9-3	3-8-2	4-9-1	5-5-3	5-8-1	2-1-0	
1974.75	5-3-2	10-3-2	5-4-1	3-10-0	5-5-1	5-7-4	3-0-0	
1975.76	3-6-2	5-5-3	5-4-1	5-5-4	7-7-1	6-5-4	2-0-0	
1976.77	4-7-1	2-10-1	4-9-1	5-6-2	3-7-2	6-2-6	1-1-0	
1977.78	3-3-2	3-7-3	4-5-4	4-7-3	2-9-2	3-11-2	1-1-1	
1978.79	4-5-1	5-8-1	4-8-1	4-6-4	2-6-3	5-9-1	1-0-2	
1979.80	4-3-3	6-5-3	4-8-1	1-11-1	4-5-3	5-5-5	3-0-0	
1980.81	6-3-1	7-4-4	4-4-5	3-5-5	2-9-2	6-5-2	0-2-1	
1981.82	4-5-3	7-5-1	3-7-4	3-7-3	7-3-3	4-6-3	2-0-0	
1982.83	4-6-2	5-5-4	4-6-2	4-7-2	4-7-1	9-4-3	0-0-1	
1983.84	5-6-1	6-6-1	4-8-2	4-8-2	7-7-1	6-4-2	DNP	
1984.85	1-10-0	3-9-2	4-6-3	5-7-2	5-5-1	7-7-0	0-2-1	
1985.86	5-4-2	4-9-1	4-8-1	3-6-3	2-7-2	4-7-4	1-3-0	
1986.87	2-7-1	5-8-1	4-8-1	4-8-3	4-7-2	7-5-0	3-0-0	
1987.88	2-6-1	6-7-1	4-8-3	4-9-2	5-8-0	3-8-2	1-0-0	
1988.89	5-5-2	6-7-3	4-7-0	5-6-2	8-5-0	5-7-1	0-2-0	
1989.90	7-5-1	2-7-3	3-7-4	2-11-1	6-6-2	5-5-3	DNP	
1990.91	6-6-0	6-6-2	5-9-1	2-9-2	5-6-2	4-7-2	DNP	
1991.92	9-3-1	7-4-2	6-4-3	7-3-1	5-6-2	7-5-2	1-1-1	
1992.93	5-4-1	9-5-1	9-1-1	6-4-5	6-5-0	5-8-1	6-2-0	
1993.94	7-3-0	7-7-0	5-8-0	6-5-2	5-5-1	8-8-0	3-4-0	
1994.95	–	–	–	1-3-1	4-4-5	6-6-2	7-5-3	0-0-1
1995.96	4-4-2	2-7-5	6-4-3	5-5-2	7-4-3	6-8-0	2-3-0	
1996.97	5-5-0	8-5-0	3-9-1	8-4-1	4-9-0	4-8-3	3-0-2	
1997.98	3-8-2	6-6-1	2-9-3	3-9-2	4-1-1	4-6-4	3-4-1	
1998.99	4-4-1	5-9-0	4-6-3	3-6-2	3-8-3	3-9-2	1-5-1	
1999.00	7-3-2 (1)	3-5-4	2-6-1 (2)	3-5-3 (3)	6-5-2	7-4-2 (2)	2-1-1	
2000.01	6-2-2 (1)	7-6-1 (1)	6-3-1 (2)	8-7-0	6-3-1 (1)	2-4-6 (2)	1-3-0	
2001.02	4-8-1	7-7-2	5-7-1	10-2-1 (1)	2-1-1 (2)	9-5-0	5-0-1	
2002.03	3-4-4	12-1-0	7-6-1	7-5-2	9-1-2	7-5-3 (1)	0-1-1	
2003.04	7-2-2	7-4-1 (2)	7-3-3	9-5-1	5-5-0 (2)	6-5-3 (1)	2-0-0	
2004.05	–	–	–	–	–	–	–	
2005.06	8-2-2	8-6-0	5-4-3	9-6-0	4-3-0	6-7-2	2-4-1	
2006.07	7-5-1	5-8-0	8-5-0	8-1-3	8-3-1	11-2-2	2-2-0	
2007.08	5-7-0	9-2-2	8-5-2	4-7-1	6-1-5	7-8-0	0-3-0	
2008.09	6-5-0	8-3-2	6-7-1	2-5-5	9-2-0	11-3-1	3-2-1	
2009.10	7-7-0	7-5-0	10-1-1	10-2-1	3-4-0	9-4-2	3-2-1	
2010.11	4-3-2	8-4-1	11-1-2	8-2-4	8-5-0	13-2-0	2-2-0	
2011.12	5-5-1	9-4-0	10-4-1	7-2-2	9-1-4	9-5-1	2-1-0	
2012.13	–	–	–	3-2-2	7-3-2	9-5-2	7-5-1	
2013.14	9-5-1	4-5-4	10-1-2	4-9-2	1-4-1	6-7-1	2-4-0	
2014.15	7-3-0	9-4-1	5-4-2	6-6-0	8-6-0	10-4-2	3-2-0	

SEASON OPENERS/HOME OPENERS

SEASON	DATE	RESULT	HOME	VISITOR
2014.15	Oct. 8	Win	Calgary	2
2013.14	Oct. 3	Loss	San Jose	4
2012.13	Jan. 19	Loss	Vancouver	3
2011.12	Oct. 6	Overtime	Vancouver	3
2010.11	Oct. 9	Overtime	Vancouver	1
2009.10	Oct. 1	Loss	Calgary	5
2008.09	Oct. 9	Win	Vancouver	6
2007.08	Oct. 5	Loss	Vancouver	1
2006.07	Oct. 5	Win	Detroit	1
2005.06	Oct. 5	Win	Vancouver	3
2004.05	–	–	–	–
2003.04	Oct. 9	Win	Vancouver	4
2002.03	Oct. 10	Win	Calgary	0
2001.02	Oct. 4	Loss	Vancouver	4
2000.01	Oct. 5	Loss	Philadelphia	6
1999.00	Oct. 2	Win	Vancouver	2
1998.99	Oct. 12	Win	Vancouver	4
1997.98	Oct. 4	Win	Vancouver	3
1996.97	Oct. 5	Win	Vancouver	3
1995.96	Oct. 9	Loss	Vancouver	3
1994.95	Jan. 20	Tie	Vancouver	1
1993.94	Oct. 6	Win	Los Angeles	5
1992.93	Oct. 6	Win	Edmonton	4
1991.92	Oct. 4	Win	Vancouver	4
1990.91	Oct. 4	Loss	Calgary	3
1989.90	Oct. 5	Loss	Vancouver	1
1988.89	Oct. 6	Tie	Vancouver	2
1987.88	Oct. 8	Win	Vancouver	8
1986.87	Oct. 11	Win	Vancouver	4
1985.86	Oct. 10	Win	Los Angeles	5
1984.85	Oct. 11	Loss	Vancouver	2
1983.84	Oct. 5	Loss	Vancouver	3
1982.83	Oct. 5	Win	Vancouver	2
1981.82	Oct. 6	Win	Vancouver	4
1980.81	Oct. 10	Win	Vancouver	5
1979.80	Oct. 9	Loss	Vancouver	2
1978.79	Oct. 11	Win	Vancouver	8
1977.78	Oct. 12	Loss	NY Rangers	6
1976.77	Oct. 6	Loss	Pittsburgh	9
1975.76	Oct. 8	Win	Minnesota	2
1974.75	Oct. 9	Tie	Vancouver	3
1973.74	Oct. 10	Loss	Boston	6
1972.73	Oct. 7	Win	Vancouver	3
1971.72	Oct. 8	Loss	Vancouver	2
1970.71	Oct. 9	Loss	Vancouver	1

HOME OPENERS

Season	R	Home	Visitor	Season	R	Home	Visitor
2014.15	W (SO)	Vancouver	5	Edmonton	4	1991.92	W
2013.14	W	Vancouver	6	Edmonton	2	1990.91	L
2012.13	L	Vancouver	3	Anaheim	7	1989.90	L
2011.12	O (SO)	Vancouver	3	Pittsburgh	4	1988.89	T
2010.11	O (SO)	Vancouver	1	Los Angeles	2	1987.88	W
2009.10	L	Vancouver	3	Columbus	5	1986.87	W
2008.09	W	Vancouver	6	Calgary	0	1985.86	L
2007.08	L	Vancouver	1	San Jose	3	1984.85	L
2006.07	L	Vancouver	4	San Jose	6	1983.84	L
2005.06	W	Vancouver	3	Phoenix	2	1982.83	W
2004.05	–	–	–	–	–	1981.82	W
2003.04	W	Vancouver	4	Calgary	1	1980.81	W
2002.03	W	Vancouver	5	San Jose	3	1979.80	L
2001.02	L	Vancouver	4	Chicago	5	1978.79	W
2000.01	L	Vancouver	2	Colorado	5	1977.78	W
1999.00	W	Vancouver	2	NY Rangers	1	1976.77	W
1998.99	W	Vancouver	4	Los Angeles	2	1975.76	W
1997.98	W	Vancouver	3	Anaheim	2	1974.75	T
1996.97	W	Vancouver	3	Calgary	1	1973.74	W
1995.96	L	Vancouver	3	Detroit	5	1972.73	W
1994.95	T	Vancouver	1	Dallas	1	1971.72	L
1993.94	L	Vancouver	1	Calgary	5	1970.71	L
1992.93	W	Vancouver	5	Edmonton	2		

ROAD OPENERS / SEASON BY SEASON

ROAD OPENERS

Season	R	Home	Visitor	Season	R	Home	Visitor
2014.15	W	Calgary	2 Vancouver 4	1990.91	L	Calgary	3 Vancouver 2 OT
2013.14	L	San Jose	4 Vancouver 1	1989.90	W	Edmonton	2 Vancouver 5
2012.13	W	Anaheim	0 Vancouver 5	1988.89	W	Edmonton	2 Vancouver 6
2011.12	W	Columbus	2 Vancouver 3	1987.88	W	Los Angeles	2 Vancouver 4
2010.11	L	Anaheim	4 Vancouver 3	1986.87	L	New Jersey	3 Vancouver 2
2009.10	L	Calgary	5 Vancouver 3	1985.86	W	Los Angeles	5 Vancouver 6
2008.09	W	Calgary	4 Vancouver 5 OT	1984.85	W	Los Angeles	5 Vancouver 6 OT
2007.08	W	Calgary	3 Vancouver 4 OT	1983.84	L	St. Louis	3 Vancouver 2
2006.07	W	Detroit	1 Vancouver 3	1982.83	T	Los Angeles	3 Vancouver 3
2005.06	O	Edmonton	4 Vancouver 3 SO	1981.82	T	Calgary	1 Vancouver 1
2004.05	-	-	-	1980.81	L	Chicago	4 Vancouver 2
2003.04	L	Columbus	3 Vancouver 2	1979.80	T	Edmonton	4 Vancouver 4
2002.03	W	Calgary	0 Vancouver 3	1978.79	T	Chicago	3 Vancouver 3
2001.02	L	Colorado	5 Vancouver 4	1977.78	L	NY Rangers	6 Vancouver 3
2000.01	L	Philadelphia	6 Vancouver 3	1976.77	L	Pittsburgh	9 Vancouver 5
1999.00	T	Calgary	4 Vancouver 4	1975.76	W	Minnesota	2 Vancouver 3
1998.99	L	Carolina	3 Vancouver 1	1974.75	W	St. Louis	4 Vancouver 6
1997.98	L	Anaheim	3 Vancouver 2	1973.74	L	Boston	6 Vancouver 4
1996.97	L	Edmonton	2 Vancouver 0	1972.73	L	NY Rangers	5 Vancouver 3
1995.96	T	Los Angeles	7 Vancouver 7	1971.72	W	California	6 Vancouver 9
1994.95	L	Detroit	6 Vancouver 3	1970.71	L	St. Louis	4 Vancouver 1
1993.94	W	Los Angeles	2 Vancouver 5				
1992.93	W	Edmonton	4 Vancouver 5				
1991.92	W	San Jose	2 Vancouver 5				

SEASON BY SEASON RECORDS

Season	GP	W	L	T	GF*	GA*	PTS	Div Finish
1970.71	78	24	46	8	229	296	56	6th
1971.72	78	20	50	8	203	297	48	7th
1972.73	78	22	47	9	233	339	51	7th
1973.74	78	24	43	11	224	296	59	7th
1974.75	80	38	32	10	271	254	86	1st
1975.76	80	37	32	15	271	272	81	2nd
1976.77	80	25	42	13	235	294	63	4th
1977.78	80	20	43	17	239	320	57	3rd
1978.79	80	25	42	13	217	291	63	2nd
1979.80	80	27	37	16	256	281	70	3rd
1980.81	80	28	32	20	289	301	76	3rd
1981.82	80	30	33	17	290	286	77	2nd
1982.83	80	30	35	15	303	309	75	3rd
1983.84	80	32	39	9	306	328	73	3rd
1984.85	80	25	46	9	284	401	59	5th
1985.86	80	23	44	13	282	333	59	4th
1986.87	80	29	43	8	282	314	66	5th
1987.88	80	25	46	9	272	320	59	5th
1988.89	80	33	39	8	251	253	74	4th
1989.90	80	25	41	14	245	306	64	5th
1990.91	80	28	43	9	243	315	65	4th
1991.92	80	42	26	12	285	250	96	1st
1992.93	84	46	29	9	346	278	101	1st
1993.94	84	41	40	3	279	276	85	2nd
1994.95	48	18	18	12	153	148	48	2nd
1995.96	82	32	35	15	278	278	79	2nd
1996.97	82	35	40	7	257	273	77	4th
1997.98	82	25	43	14	224	273	64	7th
1998.99	82	23	47	12	192	258	58	4th
1999.00	82	30	29	15(8)	227	237	83	3rd
2000.01	82	36	28	11(7)	239	238	90	3rd
2001.02	82	42	30	7(3)	254	211	94	2nd
2002.03	82	45	23	13(1)	264	208	104	2nd
2003.04	82	43	24	10(5)	235	194	101	1st
2004.05	-	-	-	-	-	-	-	-
2005.06	82	42	32	8	256	255	92	4th
2006.07	82	49	26	7	222	201	105	1st
2007.08	82	39	33	10	213	215	88	5th
2008.09	82	45	27	10	246	220	100	1st
2009.10	82	49	28	5	272	222	103	1st
2010.11	82	54	19	9	262	185	117	1st
2011.12	82	51	22	9	249	198	111	1st
2012.13	48	26	15	7	127	121	59	1st
2013.14	82	36	35	11	196	223	83	5th
2014.15	82	48	29	5	242	222	101	2nd

*Totals include shootout goals

PLAYOFFS

GP	W	L	GF	GA
-	-	-	-	-
-	-	-	-	-
-	-	-	-	-
-	-	-	-	-
5	1	4	9	20
2	0	2	4	8
-	-	-	-	-
-	-	-	-	-
3	1	2	9	15
4	1	3	7	15
3	0	3	7	13
17	11	6	57	50
4	1	3	14	17
4	1	3	13	14
-	-	-	-	-
3	0	3	5	17
-	-	-	-	-
-	-	-	-	-
7	3	4	20	26
-	-	-	-	-
6	2	4	17	25
13	6	7	44	35
12	6	6	46	43
24	15	9	76	61
11	4	7	33	38
6	2	4	17	24
-	-	-	-	-
-	-	-	-	-
-	-	-	-	-
-	-	-	-	-
4	0	4	9	16
4	2	4	16	22
14	7	7	34	47
7	3	4	16	19
-	-	-	-	-
-	-	-	-	-
12	5	7	21	26
-	-	-	-	-
10	6	4	30	28
12	6	6	43	41
25	15	10	58	69
5	1	4	8	12
4	0	4	8	15
-	-	-	-	-
6	2	4	14	18

SEASON BY SEASON / ATTENDANCE

HOME

Season	GP	W	L	T	GF*	GA*	PTS	PCT
1970.71	39	17	18	4	136	132	38	.487
1971.72	39	14	20	5	120	133	33	.423
1972.73	39	17	18	4	133	143	38	.487
1973.74	39	14	18	7	120	124	35	.449
1974.75	40	23	12	5	145	106	51	.638
1975.76	40	22	11	7	151	115	51	.638
1976.77	40	13	21	6	119	138	32	.400
1977.78	40	13	15	12	127	139	38	.475
1978.79	40	15	18	7	113	126	37	.463
1979.80	40	14	17	9	133	144	37	.463
1980.81	40	17	12	11	157	149	45	.563
1981.82	40	20	8	12	170	125	52	.650
1982.83	40	20	12	8	173	145	48	.600
1983.84	40	20	16	4	166	158	44	.550
1984.85	40	15	21	4	155	187	34	.425
1985.86	40	17	18	5	154	155	39	.488
1986.87	40	17	19	4	157	159	38	.475
1987.88	40	15	20	5	141	145	35	.438
1988.89	40	19	15	6	122	111	44	.550
1989.90	40	13	16	11	129	144	37	.463
1990.91	40	18	17	5	127	130	41	.513
1991.92	40	23	10	7	158	116	53	.663
1992.93	42	27	11	4	195	124	58	.690
1993.94	42	20	19	3	133	135	43	.512
1994.95	24	10	8	6	83	70	26	.542
1995.96	41	15	19	7	146	142	37	.451
1996.97	41	20	17	4	126	123	44	.537
1997.98	41	15	22	4	110	131	34	.415
1998.99	41	14	21	6	95	111	34	.415
1999.00	41	16	14	5(6)	123	123	43	.451
2000.01	41	21	12	5(3)	124	113	50	.573
2001.02	41	24	11	5(2)	139	100	55	.646
2002.03	41	22	13	6(0)	135	104	50	.610
2003.04	41	21	13	7(0)	118	102	49	.598
2004.05	-	-	-	-	-	-	-	-
2005.06	41	25	10	6	146	123	56	.683
2006.07	41	26	11	4	113	103	56	.683
2007.08	41	21	15	5	114	103	47	.573
2008.09	41	24	12	5	129	101	53	.646
2009.10	41	30	8	3	149	88	63	.768
2010.11	41	27	9	5	135	93	59	.720
2011.12	41	27	10	4	129	98	58	.707
2012.13	24	15	6	3	70	54	33	.688
2013.14	41	20	15	6	103	100	46	.488
2014.15	41	24	15	2	119	110	50	.610

*Totals include shootout goals

ROAD

Season	GP	W	L	T	GF*	GA*	PTS	PCT
1970.71	39	7	28	4	93	164	18	.231
1971.72	39	6	30	3	83	164	15	.192
1972.73	39	5	29	5	100	196	15	.192
1973.74	39	10	25	4	104	172	24	.308
1974.75	40	15	20	5	126	148	35	.438
1975.76	40	11	21	8	120	157	30	.375
1976.77	40	12	21	7	116	156	31	.388
1977.78	40	7	28	6	112	181	19	.238
1978.79	40	10	24	6	104	164	26	.325
1979.80	40	13	20	7	123	137	33	.413
1980.81	40	11	20	9	132	152	31	.388
1981.82	40	10	25	5	120	161	25	.313
1982.83	40	10	23	7	130	164	27	.338
1983.84	40	12	23	5	140	170	29	.363
1984.85	40	10	25	5	129	214	25	.313
1985.86	40	6	26	8	128	178	20	.250
1986.87	40	12	24	4	125	155	28	.350
1987.88	40	10	26	4	131	175	24	.300
1988.89	40	14	24	2	129	142	30	.374
1989.90	40	12	25	3	116	162	27	.338
1990.91	40	10	26	4	116	185	24	.300
1991.92	40	19	16	5	127	134	43	.538
1992.93	42	19	18	5	151	154	43	.512
1993.94	42	21	21	0	146	141	42	.500
1994.95	24	8	10	6	70	78	22	.458
1995.96	41	17	16	8	132	136	42	.512
1996.97	41	15	23	3	131	150	33	.402
1997.98	41	10	21	10	114	142	30	.366
1998.99	41	9	26	6	97	147	24	.293
1999.00	41	14	15	10(2)	104	114	40	.463
2000.01	41	15	16	6(4)	115	125	40	.439
2001.02	41	19	19	2(1)	115	111	42	.512
2002.03	41	23	10	7(1)	115	104	54	.646
2003.04	41	22	11	3(5)	117	92	52	.573
2004.05	-	-	-	-	-	-	-	-
2005.06	41	17	22	2	110	132	36	.439
2006.07	41	23	15	3	109	98	49	.598
2007.08	41	18	18	5	99	112	41	.500
2008.09	41	21	15	5	117	119	47	.573
2009.10	41	19	20	2	123	134	40	.488
2010.11	41	27	10	4	127	92	58	.707
2011.12	41	24	12	5	120	100	53	.646
2012.13	24	11	9	4	57	67	26	.542
2013.14	41	16	20	5	93	123	37	.390
2014.15	41	24	14	3	123	112	51	.623

ATTENDANCE RECORDS

SEASON	TOTAL	GAMES	AVERAGE
1970.71	598,591	39	15,577
1971.72	596,078	39	15,284
1972.73	619,726	39	15,890
1973.74	613,420	39	15,729
1974.75	625,203	40	15,630
1975.76	631,907	40	15,798
1976.77	621,890	40	15,547
1977.78	604,924	40	15,123
1978.79	544,893	40	13,622
1979.80	571,723	40	14,293
1980.81	581,350	40	14,534
1981.82	514,305	40	12,858
1982.83	568,240	40	14,206
1983.84	545,059	40	13,626
1984.85	445,872	40	11,147
1985.86	417,823	40	10,446
1986.87	416,252	40	10,406
1987.88	440,095	40	11,002
1988.89	550,280	40	13,772
1989.90	616,715	40	15,417
1990.91	606,036	40	15,150
1991.92	630,755	40	15,768

SEASON	TOTAL	GAMES	AVERAGE
1992.93	632,138	41	15,418
1993.94	624,272	41	15,226
1994.95	334,379	24	13,932
1995.96	729,629	41	17,795
1996.97	710,136	41	17,320
1997.98	684,748	40	17,119
1998.99	647,913	41	15,803
1999.00	600,612	41	14,649
2000.01	697,717	41	17,017
2001.02	726,226	41	17,713
2002.03	754,247	41	18,396
2003.04	763,830	41	18,630
2004.05	-	-	-
2005.06	763,830	41	18,630
2006.07	763,830	41	18,630
2007.08	763,830	41	18,630
2008.09	763,830	41	18,630
2009.10	771,210	41	18,810
2010.11	773,260	41	18,860
2011.12	774,490	41	18,890
2012.13	453,840	24	18,910
2013.14	775,310	41	18,910
2014.15	767,149	41	18,711

REGULAR SEASON

PLAYOFFS

*Bracket shows regulation ties

REGULAR SEASON

PLAYOFFS

GENERAL MANAGERS / CANUCKS CAPTAINS

GENERAL MANAGERS HISTORY

YEAR	GM	YEAR	GM
1970.71 to 1972.73	Norman Robert Poile	1985.86 to 1986.87	Jack Gordon
1973.74	Hal Laycoe	1987.88 to 1997.98	Pat Quinn
1974.75 to 1976.77	Phil Maloney	1998.99 to 2003.04	Brian Burke
1977.78 to 1981.82	Jake Milford	2004.05 to 2007.08	Dave Nonis
1982.83 to 1984.85	Harry Neale	2008.09 to 2013.14	Michael D. Gillis
		2014.15 to	Jim Benning

CANUCKS CAPTAINS

YEAR	CAPTAIN	YEAR	CAPTAIN
1970.71	Orland Kurtenbach	1993.94	Trevor Linden
1971.72	Orland Kurtenbach	1994.95	Trevor Linden
1972.73	Orland Kurtenbach	1995.96	Trevor Linden
1973.74	Orland Kurtenbach	1996.97	Trevor Linden
1974.75	Alternates only	1997.98	Mark Messier
1975.76	Andre Boudrias	1998.99	Mark Messier
1976.77	Chris Oddleifson	1999.00	Mark Messier
1977.78	Don Lever	2000.01	Markus Naslund
1978.79	Don Lever	2001.02	Markus Naslund
1979.80	Kevin McCarthy	2002.03	Markus Naslund
1980.81	Kevin McCarthy	2003.04	Markus Naslund
1981.82	Kevin McCarthy	2004.05	Markus Naslund
1982.83	Stan Smyl	2005.06	Markus Naslund
1983.84	Stan Smyl	2006.07	Markus Naslund
1984.85	Stan Smyl	2007.08	Markus Naslund
1985.86	Stan Smyl	2008.09	Roberto Luongo
1986.87	Stan Smyl	2009.10	Roberto Luongo
1987.88	Stan Smyl	2010.11	Henrik Sedin
1988.89	Stan Smyl	2011.12	Henrik Sedin
1989.90	Stan Smyl	2012.13	Henrik Sedin
1990.91	Trevor Linden, Doug Lidster, Dan Quinn	2013.14	Henrik Sedin
1991.92	Trevor Linden	2014.15	Henrik Sedin
1992.93	Trevor Linden		

REGULAR SEASON RECORD IN OVERTIME GAMES

OVERTIME RECORD: 118-62-245*

HOME RECORD: 62-28-124

ROAD RECORD: 56-34-121

Year	Goal Scorer	Date	Time	Score	Opponent	Goalie
1983.84 (3-4-9)	Patrik Sundstrom	Oct. 28	1:03	5-4	vs Hartford	Greg Millen
	Eddie Beers	Oct. 30	4:02	3-4	@ Calgary	Richard Brodeur
	Bengt Gustafsson	Nov. 4	1:01	4-5	@ Washington	Richard Brodeur
	Marcel Dionne	Dec. 26	1:00	4-5	vs Los Angeles	Frank Caprice
	Doug Risebrough	Feb. 23	3:33	2-3	@ Calgary	Frank Caprice
	Rick Lanz	Mar. 9	2:18	4-3	vs Chicago	Murray Bannerman
	Tony Tanti	Mar. 23	3:16	4-3	@ Winnipeg	Doug Soetaert
	Gary Lupul	Oct. 13	1:10	6-5	@ Los Angeles	Darren Eliot
	Peter McNab	Dec. 8	1:24	3-2	vs Edmonton	Grant Fuhr
	Ken Linseman	Dec. 15	0:33	1-2	@ Boston	Richard Brodeur
1984.85 (7-1-9)	Jere Gillis	Jan. 15	1:54	6-5	vs NY Islanders	Billy Smith
	Tony Tanti	Jan. 30	4:43	5-4	vs Montreal	Steve Penney
	Petri Skriko	Feb. 1	1:11	4-3	vs Hartford	Steve Weeks
	Thomas Gradin	Feb. 16	0:26	3-2	vs Boston	Pete Peeters
	Jean-Marc Lanthier	Mar. 3	2:47	7-6	@ Hartford	Mike Liut
	Joe Mullen	Nov. 16	2:09	5-6	@ St. Louis	Frank Caprice
	Jim Peplinski	Jan. 9	0:13	4-5	@ Calgary	Wendell Young
	Dave Lowry	Mar. 28	4:28	2-1	vs Los Angeles	Roland Melanson
	David Bruce	Jan. 7	1:26	3-2	@ Montreal	Brian Hayward
	Tony Tanti	Mar. 20	1:03	6-5	vs Winnipeg	Eldon Reddick
1985.86 (1-2-13)	Charlie Huddy	Oct. 23	2:51	4-5	vs Edmonton	Kirk McLean
	Ray Bourque	Dec. 17	2:16	2-3	@ Boston	Kirk McLean
	Laurie Boschman	Oct. 14	2:14	3-4	@ Winnipeg	Kirk McLean
	Mike Ridley	Oct. 25	2:55	3-4	vs Washington	Steve Weeks
	Petri Skriko	Nov. 5	0:34	3-2	@ Hartford	Mike Liut
	Joe Nieuwendyk	Dec. 26	3:04	2-3	vs Calgary	Troy Gamble
	Kelly Kisio	Jan. 21	1:59	4-5	vs NY Rangers	Kirk McLean
	Jim Sandlak	Feb. 23	4:42	2-1	vs Toronto	Allan Bester
	Greg Paslawski	Nov. 8	0:46	2-3	@ Winnipeg	Steve Weeks
	V. Damphousse	Nov. 29	3:48	2-3	vs Toronto	Kirk McLean
1989.90 (2-5-14)	Bernie Nicholls	Dec. 6	2:51	4-5	@ Los Angeles	Kirk McLean
	Jamie Macoun	Dec. 20	4:46	1-2	@ Calgary	Kirk McLean
	Dan Quinn	Jan. 18	3:39	3-2	@ Philadelphia	Ken Wregget
	Theoren Fleury	Feb. 1	4:51	3-4	@ Calgary	Steve Weeks
	Jyrki Lumme	Mar. 15	2:19	6-5	@ St. Louis	Curtis Joseph
	Tim Sweeney	Oct. 4	1:07	2-3	@ Calgary	Kirk McLean
	Petri Skriko	Oct. 14	1:32	5-4	vs Edmonton	Bill Ranford
	Joe Sakic	Dec. 10	4:05	2-3	vs Quebec	Kirk McLean
	Murray Baron	Mar. 13	3:09	4-5	vs Philadelphia	Troy Gamble
	Geoff Courttnall	Mar. 17	1:15	5-4	vs Los Angeles	Daniel Berthiaume
1990.91 (3-3-9)	Geoff Courttnall	Mar. 28	1:49	3-2	vs Winnipeg	Bob Essensa
	Geoff Courttnall	Oct. 8	3:32	3-2	@ Winnipeg	Bob Essensa
	Dave Babych	Nov. 22	2:14	6-5	vs Calgary	Mike Vernon
	Tom Fergus	Jan. 25	2:12	1-0	@ St. Louis	Curtis Joseph
	Ray Ferraro	Feb. 6	2:48	4-5	vs NY Islanders	Troy Gamble
	Pavel Bure	Feb. 23	2:52	2-1	vs Boston	Andy Moog
	Geoff Courttnall	Apr. 7	1:33	5-4	vs Edmonton	Ron Tugnutt
	Geoff Courttnall	Oct. 24	0:28	3-2	vs San Jose	Arturs Irbe
	Sergei Fedorov	Nov. 24	1:18	4-5	vs Detroit	Kirk McLean
	Dixon Ward	Nov. 29	0:15	2-1	vs Chicago	Ed Belfour
1991.92 (4-1-12)	Gilbert Dionne	Dec. 6	3:21	3-4	@ Montreal	Kirk McLean
	Cliff Ronning	Dec. 9	0:37	3-2	@ Boston	Jon Casey
	Pavel Bure	Jan. 24	0:54	5-4	@ Edm (@SK)	Bill Ranford
	Dave Gagner	Jan. 27	3:36	2-3	vs Dallas	Kirk McLean
	Paul Broten	Mar. 20	0:13	1-2	@ Dallas	Kay Whitmore
	Murray Craven	Mar. 28	3:57	3-2	vs Toronto	Felix Potvin
	Murray Craven	Apr. 25	2:00	3-4	@ Chicago	Kirk McLean
	Petr Klima	Nov. 18	2:06	4-5	@ Tampa Bay	Kirk McLean
	Chris Therien	Nov. 19	0:32	2-3	@ Philadelphia	Kirk McLean
	Alex Hicks	Jan. 24	1:34	1-2	vs Anaheim	Corey Hirsch
1994.95 (0-1-12)	Steve Thomas	Jan. 30	3:46	2-3	vs New Jersey	Corey Hirsch
	Russ Courttnall	Feb. 9	0:21	3-2	@ Edmonton	Fred Brathwaite
1995.96 (1-4-15)						

ALL-TIME

REGULAR SEASON RECORD IN OVERTIME GAMES

Year	Goal Scorer	Date	Time	Score	Opponent	Goalie
1996.97 (5-2-7)	Rick Tocchet	Oct. 14	4:45	4-5	vs Boston	Kirk McLean
	Esa Tikkanen	Nov. 1	0:42	5-4	@ Edmonton	Curtis Joseph
	Bryan McCabe	Nov. 13	0:45	4-5	@ NY Islanders	Corey Hirsch
	Chris Joseph	Nov. 21	3:51	2-1	vs Chicago	Jeff Hackett
	Mike Sillinger	Dec. 4	3:38	7-6	@ Buffalo	Dominik Hasek
	Alex Mogilny	Jan. 22	1:24	4-3	@ Chicago	Jeff Hackett
	Jyrki Lumme	Jan. 30	1:30	2-1	vs NY Islanders	Tommy Salo
	Kevin Hatcher	Oct. 25	0:41	2-3	vs Pittsburgh	Kirk McLean
	Rob Brown	Nov. 1	3:52	6-7	@ Pittsburgh	Kirk McLean
	Greg Johnson	Nov. 22	1:22	4-5	vs Chicago	Kirk McLean
1998.99 (0-1-12)	Jaromir Jagr	Feb. 11	1:21	5-6	@ Pittsburgh	Corey Hirsch
1999.00 (4-9-15)	Valeri Bure	Oct. 13	3:05	3-4	vs Calgary	Garth Snow
	Mark Messier	Oct. 19	0:43	6-5	@ Tampa Bay	Dan Cloutier
	Todd Bertuzzi	Dec. 2	1:51	3-2	vs Edmonton	Tommy Salo
	Milan Hejduk	Dec. 12	1:36	2-3	vs Colorado	Kevin Weekes
	Adam Burt	Dec. 29	2:34	2-3	vs Philadelphia	Garth Snow
	Sylvain Cote	Jan. 12	3:16	2-3	@ Chicago	Felix Potvin
	Mark Messier	Jan. 13	3:29	4-3	@ Nashville	Mike Dunham
	Steve Thomas	Jan. 17	4:55	4-5	vs Toronto	Felix Potvin
	Ethan Moreau	Jan. 25	4:00	4-5	vs Edmonton	Garth Snow
	Mattias Ohlund	Feb. 9	1:22	4-3	vs Calgary	Fred Brathwaite
2000.01 (5-7-11)	Mats Sundin	Mar. 6	3:13	5-6	vs Toronto	Felix Potvin
	Jozsef Stumpel	Mar. 13	3:53	2-3	@ Los Angeles	Felix Potvin
	Rem Murray	Apr. 7	4:01	4-5	vs Edmonton	Felix Potvin
	Ed Jovanovski	Oct. 6	2:20	4-3	@ Florida	Trevor Kidd
	Jeremy Roenick	Oct. 21	0:16	2-3	vs Phoenix	Felix Potvin
	Andrei Nikolishin	Nov. 22	4:17	2-3	@ Washington	Felix Potvin
	Anson Carter	Dec. 20	2:41	2-3	@ Edmonton	Bob Essensa
	Milan Hejduk	Dec. 23	3:59	2-3	@ Colorado	Felix Potvin
	Mattias Ohlund	Jan. 30	1:43	3-2	vs Minnesota	Jamie McLennan
	Adam Oates	Feb. 14	4:19	3-4	vs Washington	Dan Cloutier
2001.02 (4-3-7)	Brendan Morrison	Feb. 17	0:58	6-5	@ Edmonton	Tommy Salo
	Mattias Ohlund	Mar. 2	3:40	3-2	vs St. Louis	Brent Johnson
	Aaron Gavey	Mar. 4	2:26	3-4	vs Minnesota	Dan Cloutier
	Shane Doan	Mar. 8	0:38	2-3	@ Phoenix	Bob Essensa
	Harold Druken	Apr. 5	3:19	3-2	vs Los Angeles	Felix Potvin
	Ed Jovanovski	Dec. 12	4:06	1-0	@ Anaheim	J-S. Giguere
	Kris Draper	Jan. 9	2:26	4-5	@ Detroit	Peter Skudra
	Glen Murray	Feb. 12	2:03	1-2	vs Boston	Peter Skudra
	Mike Modano	Feb. 28	4:59	3-4	vs Dallas	Dan Cloutier
	Mattias Ohlund	Mar. 17	3:04	3-2	@ New Jersey	Martin Brodeur
2002.03 (5-1-13)	Andrew Cassels	Mar. 28	4:20	4-3	vs Columbus	Marc Denis
	Brendan Morrison	Apr. 5	2:23	5-4	vs Minnesota	Dwayne Roloson
	Todd Bertuzzi	Dec. 4	0:56	3-2	@ New Jersey	Martin Brodeur
	Markus Naslund	Dec. 21	2:20	4-3	vs Edmonton	Tommy Salo
	Brendan Morrison	Feb. 13	1:58	2-1	vs Colorado	Patrick Roy
	Marek Malik	Feb. 18	3:02	4-3	@ Detroit	Curtis Joseph
	Brendan Morrison	Feb. 22	1:22	3-2	@ Edmonton	Tommy Salo
	Rick Nash	Mar. 6	2:02	4-5	@ Columbus	Alex Auld
	Simon Gagne	Nov. 13	1:47	3-4	@ Philadelphia	Johan Hedberg
	Brian Rolston	Nov. 15	4:15	1-2	@ Boston	Dan Cloutier
2003.04 (11-5-10)	Mattias Ohlund	Nov. 18	3:02	5-4	vs Montreal	Jose Theodore
	Sami Salo	Nov. 20	2:59	3-2	vs Chicago	Craig Anderson
	Markus Naslund	Nov. 27	4:13	3-2	@ Ottawa	Patrick Lalime
	Markus Naslund	Dec. 9	0:24	4-3	vs Pittsburgh	Marc-Andre Fleury
	Markus Naslund	Dec. 14	4:13	2-1	vs Carolina	Jaime Storr
	Brendan Morrison	Dec. 16	1:19	2-1	@ Nashville	Tomas Vokoun
	Todd Bertuzzi	Dec. 31	4:33	4-3	@ Chicago	Michael Leighton
	Markus Naslund	Jan. 21	4:39	5-4	vs Tampa Bay	Nikolai Khabibulin
	Adrian Aucoin	Feb. 3	0:36	4-5	@ NY Islanders	Johan Hedberg
	Eric Brewer	Feb. 21	3:56	3-4	@ Edmonton	Dan Cloutier
2004.05	Brent Sopel	Feb. 26	2:14	3-2	vs San Jose	Vesa Toskala
	Geoff Sanderson	Mar. 12	4:27	4-3	@ Edmonton	Jussi Markkanen
	Tyler Arnason	Mar. 19	1:44	3-4	@ Chicago	Alex Auld
	Brendan Morrison	Mar. 27	0:40	3-2	vs Dallas	Ron Tugnutt
	-	-	-	-	-	-
	-	-	-	-	-	-
	-	-	-	-	-	-
	-	-	-	-	-	-
	-	-	-	-	-	-
	-	-	-	-	-	-

REGULAR SEASON RECORD IN OVERTIME GAMES

Year	Goal Scorer	Date	Time	Score	Opponent	Goalie
2005.06 (4-0-4)	Ian Laperriere	Oct. 29	1:55	3-4	@ Colorado	Alex Auld
	Michael Peca	Dec. 17	4:08	4-5	vs Edmonton	Maxime Ouellet
	Brendan Morrison	Jan. 7	2:53	4-3	vs Calgary	Miikka Kiprusoff
	Daniel Sedin	Feb. 12	1:26	3-2	vs Minnesota	Manny Fernandez
	David Legwand	Mar. 9	0:06	2-3	vs Nashville	Alex Auld
	Ed Jovanovski	Apr. 8	2:27	3-2	vs Calgary	Miikka Kiprusoff
	Christian Ehrhoff	Apr. 12	0:34	4-5	vs San Jose	Alex Auld
	Brendan Morrison	Apr. 15	4:23	4-3	vs Colorado	Jose Theodore
	Daniel Sedin	Oct. 6	0:31	3-2	@ Columbus	Pascal LeClaire
	Sami Salo	Oct. 20	4:59	3-2	@ St. Louis	Curtis Sanford
2006.07 (12-0-3)	Lukas Krajcek	Oct. 21	2:32	4-3	@ Nashville	Tomas Vokoun
	Brendan Morrison	Nov. 22	3:01	4-3	@ Detroit	Dominik Hasek
	Daniel Sedin	Dec. 8	3:02	4-3	vs Carolina	Cam Ward
	Sami Salo	Dec. 27	2:46	6-5	vs Calgary	Miikka Kiprusoff
	Matt Cooke	Jan. 5	1:24	3-2	vs Edmonton	Dwayne Roloson
	Alexander Frolov	Jan. 26	1:48	2-3	vs Los Angeles	Roberto Luongo
	Sami Salo	Feb. 14	4:20	3-2	@ Minnesota	Niklas Backstrom
	Daniel Sedin	Feb. 20	2:19	3-2	@ Anaheim	J.S. Giguere
	Jere Lehtinen	Feb. 25	4:17	1-2	@ Dallas	Roberto Luongo
	Henrik Sedin	Mar. 9	3:30	2-1	@ San Jose	Evgeni Nabokov
2007.08 (4-0-1)	Brent Burns	Mar. 13	4:24	2-3	vs Minnesota	Roberto Luongo
	Daniel Sedin	Mar. 15	1:09	3-2	vs St. Louis	Curtis Sanford
	Mattias Ohlund	Apr. 7	0:34	4-3	@ San Jose	Evgeni Nabokov
	Daniel Sedin	Oct. 6	4:55	4-3	@ Calgary	Miikka Kiprusoff
	Henrik Sedin	Nov. 9	1:22	2-1	vs Colorado	Jose Theodore
	Daniel Sedin	Feb. 19	3:18	3-2	@ Minnesota	Niklas Backstrom
	Jason Chimera	Feb. 29	1:07	2-3	vs Columbus	Roberto Luongo
	Ryan Kesler	Mar. 10	0:46	2-1	@ Los Angeles	Dan Cloutier
	Pavol Demitra	Oct. 11	3:54	5-4	@ Calgary	Roberto Luongo
	Alex Burrows	Oct. 16	0:27	4-3	@ Detroit	Roberto Luongo
2008.09 (5-0-3)	Sami Salo	Nov. 24	2:33	3-2	vs Detroit	Curtis Sanford
	Patrick Marleau	Jan. 20	3:08	1-2	@ San Jose	Evgeni Nabokov
	Marc Bergeron	Jan. 31	1:52	3-4	vs Minnesota	Niklas Backstrom
	Scott Niedermayer	Mar. 11	3:37	3-4	@ Anaheim	Jonas Hiller
	Henrik Sedin	Mar. 31	4:00	2-1	@ Minnesota	Roberto Luongo
	Henrik Sedin	Apr. 11	0:40	1-0	@ Colorado	Roberto Luongo
	Christian Ehrhoff	Dec. 31	2:24	4-3	@ St. Louis	Chris Mason
	Daniel Sedin	Jan. 20	1:39	3-2	@ Edmonton	Devan Dubnyk
	Christian Ehrhoff	Mar. 2	1:33	4-3	@ Columbus	Steve Mason
	Henrik Zetterberg	Mar. 20	4:59	3-4	vs Detroit	Roberto Luongo
2009.10 (4-0-1)	Sami Salo	Apr. 4	2:15	4-3	vs Minnesota	Niklas Backstrom
	Mason Raymond	Oct. 26	0:28	4-3	vs Colorado	Peter Budaj
	Tyler Myers	Nov. 15	4:37	3-4	@ Buffalo	Cory Schneider
	Steven Stamkos	Dec. 11	0:34	4-5	vs Tampa Bay	Cory Schneider
	Ryan Kesler	Dec. 15	3:30	3-2	vs Columbus	Mathieu Garon
	Henrik Zetterberg	Dec. 22	2:59	4-5	@ Detroit	Roberto Luongo
	David Jones	Jan. 18	2:52	3-4	@ Colorado	Roberto Luongo
	Dan Hamhuis	Mar. 8	2:13	4-3	@ Phoenix	Ilya Bryzgalov
	Christian Ehrhoff	Apr. 9	2:41	3-2	@ Calgary	Henrik Karlsson
	Sami Salo	Oct. 22	4:39	3-2	vs Minnesota	Niklas Backstrom
2011.12 (7-0-2)	Chris Higgins	Nov. 20	2:18	2-1	vs Ottawa	Alex Auld
	Andrew Ebbett	Dec. 28	3:23	3-2	@ San Jose	Antti Niemi
	Daniel Sedin	Jan. 12	0:46	3-2	@ St. Louis	Brian Elliott
	Daniel Sedin	Jan. 31	3:37	3-2	vs Chicago	Corey Crawford
	Loui Eriksson	Feb. 26	3:52	2-3	@ Dallas	Roberto Luongo
	Andrew Shaw	Mar. 21	2:42	1-2	@ Chicago	Roberto Luongo
	Chris Higgins	Mar. 24	1:40	3-2	@ Colorado	Semyon Varlamov
	Andrew Ebbett	Mar. 31	3:58	3-2	vs Calgary	Henrik Karlsson
	Chris Tanev	Feb. 4	4:40	3-2	@ Edmonton	Devan Dubnyk
	Matt Calvert	Mar. 7	4:03	1-2	@ Columbus	Cory Schneider
2013.14 (6-0-4)	Mike Santorelli	Oct. 6	3:17	5-4	@ Calgary	Joey MacDonald
	Mike Santorelli	Oct. 8	2:18	3-2	New Jersey	Cory Schneider
	Brad Richardson	Oct. 22	2:16	5-4	@ NY Islanders	Evgeni Nabokov
	Ryan Kesler	Oct. 25	4:45	3-2	@ St. Louis	Jaroslav Halak
	Dan Boyle	Nov. 14	2:38	1-2	San Jose	Roberto Luongo
	Anze Kopitar	Nov. 25	0:48	2-3	Los Angeles	Roberto Luongo
	Chris Higgins	Dec. 6	3:41	3-2	Phoenix	Roberto Luongo
	Corey Perry	Jan. 5	4:58	3-4	@ Anaheim	Eddie Lack
	Kevin Bieksa	Jan. 26	2:15	5-4	Phoenix	Mike Smith
	Tyson Barrie	Mar. 27	0:55	2-3	@ Colorado	Eddie Lack
2014.15 (6-0-3)	Daniel Sedin	Oct. 30	2:45	3-2	vs Montreal	Carey Price
	Daniel Sedin	Nov. 11	4:05	4-3	vs Ottawa	Craig Anderson
	Erik Karlsson	Dec. 7	1:21	3-4	@ Ottawa	Eddie Lack

SHOOTOUT RECORD

Chris Tanev	Dec. 20	0:18	3-2	vs Calgary	Jonas Hiller
Cam Fowler	Dec. 28	2:42	1-2	@ Anaheim	Ryan Miller
Luca Sbisa	Feb. 3	0:36	3-2	vs Winnipeg	Ondrej Pavelec
Daniel Sedin	Feb. 11	1:20	5-4	@ Chicago	Corey Crawford
John Klingberg	Mar. 28	4:13	3-4	vs Dallas	Kari Lehtonen
Alex Edler	Apr. 11	2:29	6-5	vs Edmonton	Ben Scrivens

*Please note that the all-time overtime record does not include shootouts. The first column represents a win (two points earned), the second column represents a loss (zero points earned) and the third column represents games in which one point was earned in overtime (tie, OTL or SO).

OVERALL SHOOTOUT RECORD: 50-55

HOME RECORD: 22-31

ROAD RECORD: 28-24

Year	Goal Scorer	Date	Score	Opponent	Goalie
2005.06 (4-4)	Raffi Torres	Oct. 8	3-4	@ Edmonton	Dan Cloutier
	Daniel Sedin	Dec. 9	3-2	vs Ottawa	Dominik Hasek
	Alexander Frolov	Dec. 19	3-4	vs Los Angeles	Alex Auld
	Steven Reinprecht	Dec. 23	5-6	vs Calgary	Alex Auld
2006.07 (5-4)	Jarkko Ruutu	Jan. 28	4-3	@ Colorado	David Aebischer
	Markus Naslund	Mar. 3	5-4	@ Chicago	Craig Anderson
	Todd Bertuzzi	Mar. 23	4-3	vs Edmonton	Dwayne Roloson
	Mikko Koivu	Mar. 31	1-2	vs Minnesota	Alex Auld
	Petteri Nummelin	Oct. 10	1-2	@ Minnesota	Roberto Luongo
	Markus Naslund	Oct. 27	3-2	vs Washington	Olaf Kolzig
	Ryan Kesler	Jan. 3	2-1	vs Dallas	Marty Turco
	Josh Green	Jan. 7	4-3	vs Florida	Ed Belfour
	Ales Kotalik	Jan. 19	3-4	@ Buffalo	Dany Sabourin
	Nikolai Zherdev	Jan. 30	2-3	vs Columbus	Roberto Luongo
2007.08 (6-9)	Trevor Linden	Feb. 16	2-1	@ Chicago	Patrick Lalime
	Daniel Sedin	Mar. 4	4-3	vs Minnesota	Niklas Backstrom
	Brett McLean	Mar. 25	4-5	vs Colorado	Roberto Luongo
	Ales Hemsky	Nov. 14	0-1	vs Edmonton	Roberto Luongo
	Shawn Horcoff	Nov. 20	4-5	@ Edmonton	Roberto Luongo
	Kristopher Letang	Dec. 8	1-2	vs Pittsburgh	Roberto Luongo
	Fernando Pisani	Dec. 15	1-2	@ Edmonton	Curtis Sanford
	Taylor Pyatt	Dec. 22	2-1	@ Phoenix	Ilya Bryzgalov
	Alexander Edler	Jan. 8	3-2	vs NY Islanders	Rick DiPietro
	Alexander Edler	Jan. 13	4-3	@ St. Louis	Manny Legace
2008.09 (3-7)	Henrik Zetterberg	Jan. 17	2-3	@ Detroit	Roberto Luongo
	Daniel Sedin	Jan. 23	3-2	vs St. Louis	Manny Legace
	Nathan Horton	Feb. 1	3-4	@ Florida	Roberto Luongo
	Brenden Morrow	Feb. 5	2-3	@ Dallas	Roberto Luongo
	Ryan Shannon	Feb. 10	3-2	vs Chicago	Nikolai Khabibulin
	Mikko Koivu	Feb. 14	4-5	vs Minnesota	Roberto Luongo
	Mason Raymond	Feb. 21	3-2	@ Nashville	Chris Mason
	Joe Sakic	Feb. 27	2-3	vs Colorado	Roberto Luongo
	Mattias Ohlund	Oct. 31	7-6	@ Anaheim	Jonas Hiller
	Marek Svatos	Nov. 12	1-2	vs Colorado	Roberto Luongo
2009.10 (4-4)	Frans Neilsen	Nov. 17	1-2	@ NY Islanders	Roberto Luongo
	Marek Svatos	Dec. 7	4-5	@ Colorado	Cory Schneider
	Erik Christensen	Jan. 2	3-4	@ Atlanta	Jason LaBarbera
	James Neal	Jan. 4	2-3	vs Dallas	Jason LaBarbera
	Jason Williams	Jan. 18	5-6	vs Columbus	Roberto Luongo
	Pavol Demitra	Feb. 17	4-3	@ Calgary	Miikka Kiprusoff
	Mats Sundin	Feb. 21	3-2	@ Toronto	Vesa Toskala
	Corey Perry	Apr. 2	5-6	vs Anaheim	Roberto Luongo
	Kyle Wellwood	Oct. 11	4-3	vs Dallas	Marty Turco
	Mikael Samuelsson	Oct. 29	2-1	@ Los Angeles	Jonathan Quick
2010.11 (4-5)	Lauri Korpikoski	Dec. 29	2-3	@ Phoenix	Roberto Luongo
	Jamie Lundmark	Jan. 9	2-3	vs Calgary	Roberto Luongo
	Pavol Demitra	Feb. 6	3-2	@ Boston	Tuukka Rask
	Adrian Aucoin	Mar. 10	3-4	@ Phoenix	Andrew Raycroft
	Pavol Demitra	Apr. 2	5-4	@ Anaheim	Curtis McElhinney
	Matt Duchene	Apr. 6	3-4	vs Colorado	Roberto Luongo
	Anze Kopitar	Oct. 9	1-2	vs Los Angeles	Roberto Luongo
	Patrick Kane	Oct. 20	1-2	@ Chicago	Roberto Luongo
	Jeff Tambellini	Dec. 8	5-4	vs Anaheim	Jonas Hiller
	Jiri Hudler	Jan. 8	1-2	vs Detroit	Roberto Luongo
2011.12 (8-7)	Ryan Kesler	Jan. 11	4-3	@ N Y Islanders	Kevin Poulin
	Joe Pavelski	Jan. 20	1-2	vs San Jose	Roberto Luongo
	Alex Tanguay	Jan. 22	3-4	vs Calgary	Roberto Luongo
	Raffi Torres	Mar. 1	2-1	vs Columbus	Steve Mason
	Alex Burrows	Mar. 10	5-4	@ San Jose	Antti Niemi
	Kris Letang	Oct. 6	3-4	vs Pittsburgh	Roberto Luongo
	Cody Hodgson	Dec. 8	4-3	@ Montreal	Carey Price
	Rick Nash	Dec. 13	1-2	@ Columbus	Roberto Luongo
	Michal Handzus	Jan. 2	2-3	vs San Jose	Roberto Luongo
	Mason Raymond	Jan. 10	5-4	@ Tampa Bay	Dwayne Roloson
	Mike Richards	Jan. 17	2-3	vs Los Angeles	Roberto Luongo

SHOOTOUT RECORD/ALL-TIME SCORING

Year	Goal Scorer	Date	Score	Opponent	Goalie
2012.13 (5-6)	Cody Hodgson	Jan. 24	3-2	vs Edmonton	Devan Dubnyk
	Pavel Datsyuk	Feb. 2	3-4	vs Detroit	Roberto Luongo
	Mason Raymond	Feb. 4	3-2	@ Colorado	J-S Giguere
	Alex Edler	Feb. 7	4-3	@ Nashville	Pekka Rinne
	Jarome Iginla	Feb. 11	2-3	@ Calgary	Roberto Luongo
	Ryan Kesler	Feb. 13	2-1	vs Phoenix	Jason LaBarbera
	Alex Burrows	Feb. 23	4-3	@ Detroit	Jimmy Howard
	Ray Whitney	Feb. 28	1-2	@ Phoenix	Cory Schneider
	Alex Edler	Apr. 3	5-4	vs Anaheim	Jonas Hiller
	Sam Gagner	Jan. 20	2-3	vs Edmonton	Roberto Luongo
	Zack Kassian	Jan. 23	3-2	vs Calgary	Mikha Kiprusoff
	Jeff Carter	Jan. 28	2-3	@ Los Angeles	Roberto Luongo
	Jordan Schroeder	Feb. 1	2-1	vs Chicago	Corey Crawford
	TJ Oshie	Feb. 17	3-4	vs St. Louis	Roberto Luongo
	Andrew Shaw	Feb. 19	3-4	@ Chicago	Cory Schneider
	Joe Pavelski	Mar. 5	2-3	vs San Jose	Cory Schneider
	Mason Raymond	Mar. 12	2-1	@ Columbus	Sergei Bobrovsky
	Maxim Lapierre	Mar. 26	1-0	vs Columbus	Sergei Bobrovsky
	Andy McDonald	Apr. 16	1-2	@ St. Louis	Cory Schneider
	Maxim Lapierre	Apr. 20	2-1	vs Detroit	Jimmy Howard
2013.14 (5-7)	Evgeni Malkin	Oct. 19	3-4	@ Pittsburgh	Roberto Luongo
	Mike Santorelli	Oct. 24	3-2	@ New Jersey	Cory Schneider
	Antoine Vermette	Nov. 5	2-3	@ Phoenix	Roberto Luongo
	Jonathan Huberdeau	Nov. 19	2-3	Florida	Roberto Luongo
	Jason Pominville	Dec. 17	2-3	@ Minnesota	Roberto Luongo
	Ryan Kesler	Dec. 20	3-2	@ Chicago	Antti Raanta
	Vincent Lecavalier	Dec. 30	3-4	Philadelphia	Eddie Lack
	Sidney Crosby	Jan. 7	4-5	Pittsburgh	Eddie Lack
	Chris Higgins	Jan. 18	3-2	Calgary	Karri Ramo
	Justin Fontaine	Feb. 28	1-2	Minnesota	Eddie Lack
2014.15 (6-2)	Chris Higgins	Mar. 12	2-3	@ Winnipeg	Ondrej Pavelec
	Nicklas Jensen	Mar. 16	4-3	@ Florida	Roberto Luongo
	Chris Higgins	Oct. 11	5-4	vs Edmonton	Viktor Fasth
	Nick Bonino	Nov. 9	2-1	@ Anaheim	Frederik Andersen
	Corey Perry	Nov. 20	3-4	vs Anaheim	Eddie Lack
	Alex Burrows	Feb. 19	5-4	@ NY Rangers	Cam Talbot
	Radim Vrbata	Mar. 1	6-5	vs St. Louis	Jake Allen
	Sam Gagner	Mar. 5	2-3	@ Arizona	Eddie Lack
	Nick Bonino	Mar. 31	5-4	@ Nashville	Pekka Rinne
	Chris Higgins	Apr. 6	2-1	vs Los Angeles	Jonathan Quick

ALL-TIME SCORING

Rk	Player	GP	G	A	PTS	PIM
1	H. Sedin	1,092	211	704	915	598
2	D. Sedin	1,061	327	554	881	438
3	M. Naslund	884	346	410	756	614
4	T. Linden	1,140	318	415	733	730
5	S. Smyl	896	262	411	673	1,556
6	T. Gradin	613	197	353	550	280
7	P. Bure	428	254	224	478	328
8	T. Tanti	531	250	220	470	489
9	T. Bertuzzi	518	188	261	449	822
10	D. Lever	593	186	221	407	354
T-11	R. Kesler	655	182	211	393	594
	Brendan Morrison	543	136	257	393	326
13	A. Boudrias	458	121	267	388	140
14	P. Skirko	472	171	202	373	221
15	G. Adams	489	179	190	369	154
T-16	A. Burrows	688	175	167	342	964
	P. Sundstrom	374	133	209	342	181
18	C. Ronning	366	112	216	328	183
19	M. Ohlund	770	93	232	325	756
T-20	J. Lumme	579	83	238	321	379
	D. Kearns	677	31	290	321	386
22	A. Mogilny	312	139	169	308	144
23	D. Lidster	666	65	242	307	526
24	D. Vervegaert	409	139	165	304	177
25	C. Oddieifson	469	85	180	265	439
26	A. Edler	568	66	193	259	341
27	G. Courtall	292	102	144	246	495
28	K. Bieksa	597	56	185	241	879
T-29	D. Rota	289	120	116	236	453
	S. Salo	566	74	162	236	202
31	E. Jovanovski	434	57	177	234	536
32	R. Lanz	417	56	171	227	331
T-33	J. Sandlak	509	104	117	221	789

Rk	Player	GP	G	A	PTS	PIM
35	R. Blight	324	96	125	221	168
	R. Schmautz	285	108	104	212	428
36	C. Fraser	348	92	114	206	651
37	M. Cooke	566	83	120	203	625
38	K. McCarthy	352	51	148	199	388
39	B. Pederson	233	60	137	197	174
40	H. Snepsts	781	35	160	195	1,446
41	G. O'Flaherty	435	98	95	193	166
42	R. Lalonde	353	72	117	189	185
T-43	I. Boldirev	216	80	104	184	105
	J. Hansen	470	77	107	184	201
45	M. Raymond	374	80	98	178	118
46	R. Sedlbauer	325	108	69	177	170
47	M. Gelinas	258	90	81	171	173
48	A. Cassels	198	40	128	168	48
49	D. Williams	312	83	82	165	1,324
T-50	O. Kurtenbach	229	62	101	163	200
	D. Halward	324	45	118	163	389
T-52	M. Lemay	279	70	92	162	367
	M. Messier	207	52	110	162	121
54	J. Gould	218	82	76	158	53
55	D. Babych	409	23	131	154	290
56	G. Lupul	293	70	75	145	243
57	I. Larionov	210	51	92	143	88
58	S. Momesso	269	68	73	141	655
T-59	G. Monahan	287	58	82	140	166
	G. Butcher	610	33	107	140	1,668
T-61	J. Gillis	309	63	75	138	210
	C. Higgins	281	59	79	138	78
63	D. Tallon	222	44	93	137	219
T-64	B. Bradley	193	51	81	132	155
	J. Guevremont	227	44	88	132	124
66	R. Dailey	257	38	93	131	417

ALL-TIME SCORING

Rk	Player	GP	G	A	PTS	PIM	Rk	Player	GP	G	A	PTS	PIM
67	B. Sopol	322	33	97	130	139	T-148	B. Richardson	118	19	25	44	73
68	D. Hamhuis	331	20	109	129	162		N. Belland	106	13	31	44	54
69	P. Nedved	222	63	61	124	152		M. Baron	383	10	34	44	375
T-70	W. Maki	180	50	73	123	148		S. Walker	197	10	34	44	466
	I. Hlinka	137	42	81	123	28		A. Semenov	62	10	34	44	28
T-72	R. Sutter	291	61	61	122	533	T-153	D. Balon	116	22	21	43	43
	L. Lindgren	335	23	99	122	292		J. Wright	91	13	30	43	43
74	A. Aucoin	341	49	71	120	245	T-155	T. Letowski	120	18	24	42	51
75	J. Bubla	256	17	101	118	202		N. Baumgartner	99	7	35	42	38
76	P. Reinhart	131	24	90	114	74	T-157	D. Bruce	143	23	18	41	245
77	M. Walton	115	44	69	113	71		J. Beranek	98	14	27	41	88
T-78	T. Klatt	313	51	60	111	87	T-159	D. Lowry	165	19	21	40	357
	R. Courttnall	141	39	72	111	68		J. Nill	124	17	23	40	219
80	M. Samuelsson	155	49	57	106	106	T-161	J. Butler	128	19	20	39	96
81	C. Neely	201	51	53	104	320		N. Bonino	75	15	24	39	22
T-82	D. Brashear	388	50	53	103	1,159		T. Pratt	176	9	30	39	261
	H. Graves	196	42	61	103	49	T-164	M. Kirtton	119	23	14	37	27
84	B. Hedican	310	17	85	102	281		E. Delorme	210	17	20	37	383
85	P-O. Brasar	181	37	63	100	21		B. Noonan	98	14	23	37	68
T-86	G. Odjick	444	46	52	98	2,127		M. Malik	147	10	27	37	97
	L. Molin	172	33	65	98	37	168	H. Gassoff	122	19	17	36	163
88	C. Ehrhoff	159	28	66	94	94	T-169	C. Hodgson	71	17	18	35	8
89	T. Pyatt	224	49	44	93	145		A. Demarco Jr.	95	13	22	35	23
90	R. Paientment	147	44	47	91	269		J. Grisdale	199	3	32	35	266
T-91	S. Bozek	191	46	44	90	118	T-172	S. Matthias	96	21	13	34	28
	R. Lemieux	192	29	61	90	68		W. Derlago	63	15	19	34	29
	B. Wilkins	276	21	69	90	458		R. MacAdam	80	14	20	34	27
94	P. Bordeleau	183	33	56	89	47		W. Connelly	53	14	20	34	12
95	D. Murzyn	452	23	65	88	900		P. Popiel	116	11	23	34	97
96	S. Tambellini	161	42	45	87	34		V. Krutov	61	11	23	34	20
97	D. Quinn	101	34	49	83	73	T-178	R. Cullen	70	12	21	33	42
98	M. Petit	226	24	57	81	373		H. York	103	11	22	33	40
T-99	P. Schaefer	194	37	40	77	52		D. Dunn	69	11	22	33	87
	J. Sleg	154	12	65	77	235		B. McCabe	95	8	25	33	184
101	M. Ridley	112	26	47	73	71	T-182	L. Rochefort	87	18	14	32	2
T-102	P. Martin	131	27	45	72	60		J-M. Lanthier	105	16	16	32	29
	G. Diduck	265	17	55	72	553		B. Allen	216	14	18	32	288
104	M. Hall	109	27	44	71	28		G. Minor	140	11	21	32	173
105	J. Benning	241	15	55	70	172		L. Rohin	96	8	24	32	40
106	P. Demitra	97	23	46	69	20	T-187	Y. Weber	114	17	14	31	46
107	R. Manno	163	13	55	68	115		P. Zezel	66	11	20	31	18
108	G. Boddy	273	23	44	67	263		C. Cox	177	10	21	31	535
T-109	M. Craven	88	15	50	65	42	T-190	D. Johnson	77	16	14	30	16
	A. Plavsic	182	13	52	65	147		M. Lapierre	149	14	16	30	183
111	E. Tikkanen	100	25	39	64	80	T-192	R. Torres	80	14	15	29	78
T-112	R. Vrbata	79	31	32	63	20		D. Roberts	71	11	18	29	55
	D. Tannahill	111	30	33	63	25		G. Hawgood	95	7	22	29	32
114	R. Nordmark	169	10	52	62	194	T-195	M. Santorelli	49	10	18	28	6
T-115	M. Sillinger	138	28	32	60	65		M. Sundin	41	9	19	28	28
	M. Robitaille	174	10	50	60	121		L. Goodenough	113	7	21	28	75
T-117	Z. Kassian	171	32	27	59	287	T-198	R. Dirk	217	9	18	27	401
	D. Ward	103	28	31	59	119		S. Kariya	65	9	18	27	32
	G. Valk	172	24	35	59	200		L. Krajicek	117	5	22	27	100
T-120	A. Chubarov	228	25	33	58	40		C. Joseph	101	5	22	27	68
	W. Mitchell	264	10	48	58	233		R. Stanton	118	4	23	27	67
122	R. Kron	144	24	33	57	37		T. Kurvers	32	4	23	27	20
T-123	B. May	225	29	27	56	380	T-204	L. Bohonos	70	13	13	26	14
	H. Druken	118	27	29	56	30		D. Weise	152	10	16	26	166
	M. Corrigan	95	24	32	56	128		C. Alexander	32	8	18	26	6
T-126	A. Carter	81	33	22	55	41		D. Wickenheiser	80	7	19	26	36
	P. McNab	88	24	31	55	20	T-208	B. Horvat	68	13	12	25	16
	J-J. Daigneault	131	9	46	55	114		G. Meehan	57	10	15	25	4
T-129	D. Scatchard	179	26	28	54	329		D. Dorsett	79	7	18	25	175
	S. Bernier	140	26	28	54	48		S. Lachance	157	4	21	25	96
	B. MacDonald	88	26	28	54	32	T-212	L. Vey	75	10	14	24	18
	J. Brown	72	10	44	54	44		R. Boyd	62	7	17	24	64
133	B. Peterson	146	15	38	53	171		J. McIlhargey	167	6	18	24	403
T-134	K. Wellwood	149	32	20	52	16	T-215	J. Leblanc	43	13	10	23	18
	D. Capuano	88	16	36	52	52		J. Bulis	79	12	11	23	70
T-136	D. Booth	134	26	25	51	54		J. King	55	12	11	23	8
	J. Ruutu	267	23	28	51	453		J. Hlavac	55	10	13	23	16
138	M. Crawford	176	19	31	50	229		D. Pederson	102	8	15	23	98
T-139	T. Taylor	125	20	29	49	141		D. Richter	127	4	19	23	396
	D. Hodgson	74	16	33	49	52	T-221	R. Vaive	47	13	8	21	111
	J. Garrison	128	15	34	49	85		T. Glass	140	7	14	21	187
T-142	B. Ashton	124	23	25	48	68		L. Melnyk	190	5	16	21	246
	B. Muckalt	106	20	28	48	115	T-224	B. McSheffrey	87	13	7	20	44
	T. Fergus	80	19	29	48	37		R. Walter	92	9	11	20	59
	M. Malhotra	159	18	30	48	36		R. Stewart	53	8	12	20	4
146	C. Tanev	226	10	37	47	32		D. Saunders	56	7	13	20	10
147	R. Oksita	68	21	25	46	44		J. Schella	115	2	18	20	224

ALL-TIME SCORING

Rk	Player	GP	G	A	PTS	PIM
T-229	A. Rome	148	5	14	19	123
	J. Strudwick	243	4	15	19	367
T-231	J. Mazur	47	11	7	18	20
	T. Hunter	176	8	10	18	512
	R. Park	60	8	10	18	29
	K. Guy	114	5	13	18	105
	P. Quinn	133	4	14	18	212
	S. O'Brien	141	2	16	18	275
T-237	J. Tambellini	62	9	8	17	18
	M. Keane	64	8	9	17	20
	J. Carson	34	7	10	17	22
	C. Campbell	89	1	16	17	206
T-241	R. Rypien	119	9	7	16	226
	T. Currie	38	9	7	16	4
	J. Charbonneau	46	8	8	16	55
	B. Helmer	62	7	9	16	71
	T. Hall	34	7	9	16	25
	D. Sanderson	16	7	9	16	30
	T. Warriner	44	6	10	16	34
	M. Marois	50	4	12	16	115
	K. Ballard	148	3	13	16	146
T-250	A. Spruce	51	9	6	15	37
	M. Arvedson	41	8	7	15	12
	D. Stanley	100	6	9	15	192
	J. Schroeder	56	6	9	15	6
	A. McBain	45	5	10	15	54
	S. Staios	143	3	12	15	208
	G. Ledyard	49	2	13	15	14
T-257	D. Smith	40	6	8	14	76
	M. Lindgren	54	5	9	14	18
	W. Huber	35	4	10	14	40
	R. Johnson	120	3	11	14	24
	R. Eriksson	35	2	12	14	4
	D. Gagner	33	2	12	14	24
T-263	D. Hendrickson	67	7	6	13	36
	J. Green	90	6	7	13	39
	R. Summanen	19	6	7	13	2
	R. Shannon	27	5	8	13	24
	A. Alberts	134	4	9	13	126
	J. Holden	46	4	9	13	12
	B. Murray	90	3	10	13	42
	J. McIntyre	90	3	10	13	75
	A. Schliebener	84	2	11	13	74
	G. Doak	83	2	11	13	135
	J. Hughes	52	2	11	13	181
	L. Carriere	56	1	12	13	66
T-275	A. Ebbett	46	6	6	12	10
	M. Peca	37	6	6	12	32
	R. Kenins	30	4	8	12	8
T-278	J. Cowan	88	7	4	11	203
	T. Sestito	103	6	5	11	273
	B. Isbister	55	6	5	11	38
	R. Stern	97	5	6	11	480
	C. Ruutu	25	5	6	11	23
	M. Grabner	20	5	6	11	8
	G. Korab	31	4	7	11	64
	I. Kidd	20	4	7	11	25
	L. Sbis	76	3	8	11	46
	B. Ritchie	71	3	8	11	80
	A. Eldebrink	43	2	9	11	21
	B. Convery	19	2	9	11	8
T-290	R. Murphy	73	6	4	10	100
	N. Lafayette	38	5	5	10	6
	B. Robertsson	69	4	6	10	37
	T. Wiley	37	4	6	10	6
	J. Jaffray	33	4	6	10	33
	G. Sanderson	22	3	7	10	8
	R. Luongo (G)	448	0	10	10	24
T-297	M. Pettinger	29	5	4	9	17
	M. Wotton	42	3	6	9	25
	G. Richardson	24	3	6	9	19
	A. Miller	57	1	8	9	32
T-301	K. Berry	27	4	4	8	11
	R. Tudor	26	4	4	8	19
	J. Kurtz	27	3	5	8	14
	J. Hargreaves	66	1	7	8	105
	S. Kannegiesser	42	1	7	8	36
	B. Maxwell	30	1	7	8	28
	J. Namestnikov	35	0	8	8	18
	R. Brodeur (G)	377	0	8	8	24
T-309	D. Jackson	15	6	1	7	13

Rk	Player	GP	G	A	PTS	PIM
	D. Hordichuk	129	5	2	7	251
	Z. Dalpe	55	4	3	7	6
	B. Smolinski	20	4	3	7	8
	M. Bridgman	15	4	3	7	10
	G. Rizzuto	37	3	4	7	16
	D. Kozak	28	2	5	7	30
	R. Fitzpatrick	58	1	6	7	46
	J. Dowd	38	1	6	7	6
T-318	G. Adams	12	4	2	6	35
	N. Jensen	24	3	3	6	10
	D. Roy	12	3	3	6	2
	R. Ward	71	2	4	6	4
	S. McCarthy	51	2	4	6	43
	J. Mair	23	2	4	6	8
	D. Kesa	19	2	4	6	18
	S. Pahlsson	19	2	4	6	12
	B. Reid	13	2	4	6	0
	D. Logan	40	1	5	6	122
	T. Santala	30	1	5	6	24
	D. Seguin	26	1	5	6	46
T-330	W. Brookbank	52	3	2	5	176
	B. Wilcox	33	3	2	5	15
	H. Vasiljevs	18	3	2	5	2
	J. Cullimore	64	2	3	5	62
	C. McAllister	64	2	3	5	169
	A. Bolduc	46	2	3	5	38
	D. Berehowsky	39	2	3	5	39
	T. Bouck	36	2	3	5	60
	M. Schneider	17	2	3	5	12
	B. Loney	12	2	3	5	6
	S. Nemchinov	6	2	3	5	4
	R. Gregg	21	1	4	5	24
	C. O'Sullivan	11	0	5	5	2
T-341	A. Volpatti	54	3	1	4	81
	R. Stewart	42	3	1	4	10
	D. Callander	21	3	1	4	2
	M. Chouinard	42	2	2	4	10
	S. Kulak	32	2	2	4	37
	D. Fortier	58	1	3	4	125
	E. Hatoum	26	1	3	4	21
	S. Holt	22	1	3	4	80
	B. Smith	21	1	3	4	52
	L. Lunde	20	1	3	4	2
	N. Eisenhut	13	1	3	4	21
	B. Bitz	10	1	3	4	14
	D. Cloutier (G)	208	0	4	4	70
	K. Whitmore (G)	74	0	4	4	15
	F. Potvin (G)	69	0	4	4	4
T-356	J. Belanger	9	3	0	3	4
	K. Manery	21	2	1	3	15
	A. Semak	18	2	1	3	2
	V. Sharifjanov	17	2	1	3	14
	S. Antoski	70	1	2	3	265
	R. Hockhart	43	1	2	3	12
	L. Courville	33	1	2	3	16
	T. Crowder	30	1	2	3	52
	L. Goren	30	1	2	3	30
	J. Wiste	23	1	2	3	0
	F. Speck	18	1	2	3	0
	M. Stapleton	18	1	2	3	8
	D. Archibald	16	1	2	3	0
	M-A. Gragnani	14	1	2	3	6
	M. Rucinsky	13	1	2	3	10
	Y. Tremblay	12	1	2	3	12
	S. Morin	6	1	2	3	6
	G. Hanlon (G)	137	0	3	3	107
	G. Snow (G)	109	0	3	3	46
	F. Caprice (G)	102	0	3	3	17
	C. Hirsch (G)	101	0	3	3	8
	A. Auld (G)	81	0	3	3	4
	G. Cochrane	63	0	3	3	177
	G. Martin	24	0	3	3	45
	R. Buskas	17	0	3	3	36
	V. Oreskovich	17	0	3	3	15
	D. Gibson	14	0	3	3	20
	M. Stevens	6	0	3	3	6
T-383	L. Bourdon	36	2	0	2	24
	F. Corrado	28	2	0	2	4
	P. Bakovic	10	2	0	2	48
	G. Leeman	10	2	0	2	0
	P. Kavanagh	6	2	0	2	2

ALL-TIME SCORING

Rk	Player	GP	G	A	PTS	PIM	Rk	Player	GP	G	A	PTS	PIM
	D. Woodley	5	2	0	2	17		J. Hedberg (G)	21	0	0	0	10
	S. Baertschi	3	2	0	2	4		A. Raycroft (G)	21	0	0	0	4
	M. Brown	39	1	1	2	140		N. McIver	18	0	0	0	59
	Z. Komarniski	19	1	1	2	10		B. Bullock (G)	16	0	0	0	2
	B. Lukowich	13	1	1	2	4		B. Glynn	16	0	0	0	12
	M. Christie	9	1	1	2	0		E. Weinrich	16	0	0	0	8
	L. Vaic	9	1	1	2	2		M. Brown	16	0	0	0	77
	C. Vilgrain	6	1	1	2	0		L. Bolonchuk	15	0	0	0	6
	R. Diaz	6	1	1	2	0		J. Arbour	13	0	0	0	12
	K. Beech	4	1	1	2	0		G. Desbiens	13	0	0	0	12
	L. Sweatt	3	1	1	2	2		S. Brown	12	0	0	0	8
	G. Smith (G)	189	0	2	2	104		S. Pinizzotto	12	0	0	0	29
	D. Wilson (G)	148	0	2	2	39		K. Ellacott (G)	12	0	0	0	0
	G. Bromley (G)	73	0	2	2	8		J. Caron (G)	10	0	0	0	2
	D. Malkoc	41	0	2	2	136		J. Rohlicek	9	0	0	0	8
	J. Huscroft	33	0	2	2	118		J. LaBarbera (G)	9	0	0	0	0
	D. Sly	31	0	2	2	10		D. Sabourin (G)	9	0	0	0	0
	M. Reaume	27	0	2	2	4		T. Hawkins	8	0	0	0	15
	R. Davison	23	0	2	2	51		D. Morrison	8	0	0	0	0
	K. Carney	18	0	2	2	14		S. Washburn	8	0	0	0	2
	A. Clendening	17	0	2	2	8		S. Butenschon	8	0	0	0	10
	F. Fedorov	15	0	2	2	8		Y. Sauve	8	0	0	0	0
	C. Barker	14	0	2	2	4		J. Perrault	7	0	0	0	0
	H. Young	11	0	2	2	25		J. Markstrom (G)	7	0	0	0	0
	M. Bergevin	9	0	2	2	2		M. Sturm	6	0	0	0	2
	M. Duco	6	0	2	2	5		A. Gordon	6	0	0	0	0
T-414	F. Kucera	26	1	0	1	10		M. Mancari	6	0	0	0	0
	J. Welsh	19	1	0	1	6		C. Schwab (G)	6	0	0	0	2
	M. Lampman	14	1	0	1	0		M. Brochu (G)	6	0	0	0	0
	K. Lain	9	1	0	1	21		M. Fountain (G)	6	0	0	0	0
	T. Lenardon	8	1	0	1	4		B. Mason (G)	6	0	0	0	0
	S. Shirokov	8	1	0	1	2		P. O'Neil	5	0	0	0	0
	M. Grenier	7	1	0	1	9		R. Gordon	4	0	0	0	2
	A. Biega	7	1	0	1	0		B. Leeb	4	0	0	0	2
	M. Bliznak	6	1	0	1	0		J. Andersson	4	0	0	0	0
	J. Krog	4	1	0	1	2		N. Smith	4	0	0	0	0
	J. Agnew	65	0	1	1	189		R. Parent	4	0	0	0	0
	A. Stojanov	62	0	1	1	136		E. Oberg	4	0	0	0	0
	M. Weaver	55	0	1	1	33		M. Ouellet (G)	4	0	0	0	2
	D. Langdon	45	0	1	1	143		J. Capuano	3	0	0	0	0
	C. Ridley (G)	96	0	1	1	13		D. McCord	3	0	0	0	6
	C. Maniago (G)	93	0	1	1	18		R. Bonni	3	0	0	0	0
	T. Gamble (G)	72	0	1	1	22		M. Ouellet	3	0	0	0	0
	J. Garrett (G)	56	0	1	1	23		P. Pelletier	3	0	0	0	0
	P. Skudra (G)	46	0	1	1	2		B. Sweatt	3	0	0	0	0
	R. Bartel	40	0	1	1	14		R. Heinz (G)	3	0	0	0	0
	C. Sanford (G)	35	0	1	1	4		R. Bawa	2	0	0	0	0
	W. Young (G)	30	0	1	1	0		B. Cook	2	0	0	0	0
	S. Burke (G)	16	0	1	1	14		P. Folco	2	0	0	0	0
	L. Zetterstrom	14	0	1	1	2		D. Gloor	2	0	0	0	0
	L. Nycholat	14	0	1	1	6		L. Gould	2	0	0	0	0
	D. Bodger	13	0	1	1	4		B. Holloway	2	0	0	0	0
	P. Lawless	13	0	1	1	0		S. Stone	2	0	0	0	0
	E. Ciccone	13	0	1	1	47		K. Primeau	2	0	0	0	4
	A. Sulzer	12	0	1	1	2		A. Tezikov	2	0	0	0	0
	C. Levie	9	0	1	1	13		J. Schultz	2	0	0	0	0
	B. McMillan	8	0	1	1	0		D. Joslin	2	0	0	0	0
	J. Kocur	7	0	1	1	19		B. Ferriero	2	0	0	0	0
	J. McDonnell	7	0	1	1	12		B. DeFazio	2	0	0	0	0
	T. Mojzis	7	0	1	1	12		D. MacIntyre (G)	2	0	0	0	0
	P. Coulombe	7	0	1	1	4		D. McClelland (G)	2	0	0	0	0
	R. Affleck	5	0	1	1	0		A. Michaud (G)	2	0	0	0	0
	G. Hubick	5	0	1	1	0		K. Block	1	0	0	0	0
	S. Pronger	3	0	1	1	4		R. Brown	1	0	0	0	7
	B. Moran	3	0	1	1	2		D. Dunbar	1	0	0	0	2
	O. Vaananen	3	0	1	1	0		R. Homenuke	1	0	0	0	0
	M. Zalewski	2	0	1	1	0		H. Hurlburt	1	0	0	0	2
	D. Ratushny	1	0	1	1	2		S. Hazlett	1	0	0	0	0
	J. Balej	1	0	1	1	0		B. MacDonald	1	0	0	0	0
T-457	E. Lack (G)	82	0	0	0	2		G. Sobchuk	1	0	0	0	0
	S. Weeks (G)	66	0	0	0	4		S. Veysey	1	0	0	0	0
	K. Lockett (G)	55	0	0	0	8		M. Jokela	1	0	0	0	0
	E. Dyck (G)	49	0	0	0	0		Z. FitzGerald	1	0	0	0	0
	R. Miller (G)	45	0	0	0	0		P. Ryan	1	0	0	0	2
	G. Gardner (G)	42	0	0	0	0		M. Bannerman (G)	1	0	0	0	0
	A. Irbe (G)	41	0	0	0	2		S. McKichan (G)	1	0	0	0	0
	B. Essensa (G)	39	0	0	0	4		R. McVicar (G)	1	0	0	0	0
	C. Hodge (G)	35	0	0	0	0		T. Moss (G)	1	0	0	0	0
	K. Weekes (G)	31	0	0	0	0		J. Eriksson (G)	1	0	0	0	0

ALL-TIME PLAYER RECORDS

GAMES

1	Trevor Linden	1,140
2	Henrik Sedin	1,092
3	Daniel Sedin	1,061
4	Stan Smyl	896
5	Markus Naslund	884
6	Harold Snepsts	781
7	Mattias Ohlund	770
8	Alex Burrows	688
9	Dennis Kearns	677
10	Doug Lidster	666

GOALS

1	Markus Naslund	346
2	Daniel Sedin	327
3	Trevor Linden	318
4	Stan Smyl	262
5	Pavel Bure	254
6	Tony Tanti	250
7	Henrik Sedin	211
8	Thomas Gradin	197
9	Todd Bertuzzi	188
10	Don Lever	186

ASSISTS

1	Henrik Sedin	704
2	Daniel Sedin	554
3	Trevor Linden	415
4	Stan Smyl	411
5	Markus Naslund	410
6	Thomas Gradin	353
7	Dennis Kearns	290
8	Andre Boudrias	267
9	Todd Bertuzzi	261
10	Brendan Morrison	257

PENALTY MINUTES

1	Gino Odjick	2,127
2	Garth Butcher	1,668
3	Stan Smyl	1,556
4	Harold Snepsts	1,446
5	Tiger Williams	1,324
6	Donald Brashear	1,159
7	Alex Burrows	964
8	Dana Murzyn	900
9	Kevin Bieksa	879
10	Todd Bertuzzi	822

GAME-WINNING GOALS

1	Daniel Sedin	72
2	Markus Naslund	49
3	Henrik Sedin	34
4	Trevor Linden	33
5	Pavel Bure	32
6	Brendan Morrison	30
7	Tony Tanti	29
8	Alex Burrows	27
9	Thomas Gradin	26
10	Ryan Kesler	25

POWER PLAY GOALS

1	Daniel Sedin	115
2	Markus Naslund	114
3	Tony Tanti	102
4	Trevor Linden	97
5	Todd Bertuzzi	79
6	Stan Smyl	74
7	Pavel Bure	69
8	Greg Adams	65
9	Ryan Kesler	61
10	Henrik Sedin	55

SHORTHANDED GOALS

1	Pavel Bure	24
2	Alex Burrows	17
3	Trevor Linden	15
T-4	Stan Smyl	13
4	Alex Mogilny	13
6	Petri Skriko	11
7	Ryan Kesler	10
8	Matt Cooke	8
T-9	Thomas Gradin	7
	Brendan Morrison	7

HAT TRICKS

T-1	Markus Naslund	10
	Tony Tanti	10
3	Pavel Bure	9
4	Stan Smyl	7
T-5	Daniel Sedin	5
	Todd Bertuzzi	5
	Petri Skriko	5
T-8	Trevor Linden	4
	Thomas Gradin	4
	Alex Mogilny	4
	Darcy Rota	4
	Bobby Schmautz	4

GOALTENDER

Games Played

1	Kirk McLean	516
2	Roberto Luongo	448
3	Richard Brodeur	377
4	Dan Cloutier	208
5	Gary Smith	189

Wins

1	Roberto Luongo	252
2	Kirk McLean	211
3	Richard Brodeur	126
4	Dan Cloutier	109
5	Gary Smith	72

Shutouts

1	Roberto Luongo	38
2	Kirk McLean	20
3	Dan Cloutier	14
4	Gary Smith	11
5	Cory Schneider	9

AVG (Min. 50 GP)

1	Cory Schneider	2.20
2	Roberto Luongo	2.36
3	Dan Cloutier	2.42
4	Eddie Lack	2.43
5	Ryan Miller	2.53

CENTRES

Rk.	Player	G	A	PTS
1	Henrik Sedin	211	704	915
2	Thomas Gradin	197	353	550
T-3	Ryan Kesler	182	211	393
T-3	Brendan Morrison	136	257	393
5	Andre Boudrias	121	267	388
6	Patrik Sundstrom	133	209	342
7	Cliff Ronning	112	216	328
8	Chris Oddleifson	85	180	265
9	Barry Pederson	60	137	197
10	Bobby Lalonde	72	117	189

RIGHT WING

Rk.	Player	G	A	PTS
1	Trevor Linden	318	415	733
2	Stan Smyl	262	411	673
3	Pavel Bure	254	224	478
4	Tony Tanti	250	220	470
5	Todd Bertuzzi	188	261	449
6	Alex Burrows	175	167	342
7	Alex Mogilny	139	169	308
8	Dennis Ververgaert	139	165	304
T-9	Jim Sandlak	104	117	221
	Rick Blight	96	125	221

LEFT WING

Rk.	Player	G	A	PTS
1	Daniel Sedin	327	554	881
2	Markus Naslund	346	410	756
3	Don Lever	186	221	407
4	Petri Skriko	171	202	373
5	Greg G. Adams	179	190	369
6	Geoff Courttnall	102	144	246
7	Darcy Rota	120	116	236
8	Curt Fraser	92	114	206
9	Matt Cooke	83	120	203
10	Gerry O'Flaherty	98	95	193

DEFENCEMEN

Rk.	Player	G	A	PTS
1	Mattias Ohlund	93	232	325
T-2	Jyrki Lumme	83	238	321
	Dennis Kearns	31	290	321
4	Doug Lidster	65	242	307
5	Alex Edler	66	193	259
6	Kevin Bieksa	56	185	241
7	Sami Salo	74	162	236
8	Ed Jovanovski	57	177	234
9	Rick Lanz	56	171	227
10	Kevin McCarthy	51	148	199

ROOKIE

Rk.	Player	G	A	PTS
T-1	Pavel Bure	34	26	60
	Ivan Hlinka	23	37	60
3	Trevor Linden	30	29	59
4	Dennis Ververgaert	26	31	57
T-5	Rick Blight	25	31	56
	Dale Tallon	14	42	56
7	Dixon Ward	22	30	52

ALL-TIME PLAYER RECORDS

SEASON PLAYER RECORDS

Season	Goals	Assists	Points	Season	Goals	Assists	Points
1970.71	Palement 34	Tallon 42	Boudrias 66	1991.92	Bure 34	Ronning 47	Linden 75
1971.72	Boudrias 27	Guevremont 38	Boudrias 61	1992.93	Bure 60*	Ronning 56	Bure 110
			Kurtenbach 61	1993.94	Bure 60*	Bure 47	Bure 107
1972.73	Schmautz 38	Boudrias 40	Schmautz 71	1994.95	Bure 20	R. Courtnall 24	Bure 43
1973.74	Schmautz 26	Boudrias 59	Boudrias 75	1995.96	Mogilny 55	Mogilny 52	Mogilny 107
	Ververgaert 26			1996.97	Gelinas 35	Mogilny 42	Mogilny 73
1974.75	Lever 38	Boudrias 62	Boudrias 78	1997.98	Bure 51	Bure 39	Bure 90
1975.76	Ververgaert 37	Kearns 46	Ververgaert 71	1998.99	Naslund 36	Messier 35	Naslund 66
		Oddleifson 46		1999.00	Naslund 27	Cassels 45	Naslund 65
1976.77	Blight 28	Kearns 55	Blight 68	2000.01	Naslund 41	Cassels 44	Naslund 75
1977.78	Walton 29	Kearns 43	Walton 66	2001.02	Naslund 40	Naslund 50	Naslund 90
1978.79	Sedlbauer 40	Gradin 31	Sedlbauer 56	2002.03	Naslund 48	Naslund 56	Naslund 104
		Kearns 31		2003.04	Naslund 35	Naslund 49	Naslund 84
1979.80	Smyl 31	Smyl 47	Smyl 78	2004.05	-	-	-
1980.81	Williams 35	Gradin 48	Gradin 69	2005.06	Carter 33	H. Sedin 57	Naslund 79
1981.82	Gradin 37	Gradin 49	Gradin 86	2006.07	D. Sedin 36	H. Sedin 71	D. Sedin 84
1982.83	Rota 42	Gradin 54	Smyl 88	2007.08	D. Sedin 29	H. Sedin 61	H. Sedin 76
1983.84	Tanti 45	Gradin 57	Sundstrom 91	2008.09	D. Sedin 31	H. Sedin 60	D. Sedin 82
1984.85	Tanti 39	Sundstrom 43	Sundstrom 68	Burrows 35	H. Sedin 83*	H. Sedin 112*	
1985.86	Tanti 39	Sundstrom 48	Skriko 78	2010.11	D. Sedin 41	H. Sedin 75	D. Sedin 104
1986.87	Tanti 41	Pederson 52	Tanti 79		Kesler 41		
1987.88	Tanti 40	Pederson 52	Tanti 77	2011.12	D. Sedin 30	H. Sedin 67	H. Sedin 81
1988.89	Linden 30	Reinhart 50	Skriko 66	2012.13	Burrows 13	H. Sedin 34	H. Sedin 45
	Skriko 30			2013.14	Kesler 25	H. Sedin 39	H. Sedin 50
1989.90	Adams 30	Reinhart 40	Quinn 63	2014.15	Vrbata 31	D. Sedin 56	D. Sedin 76
1990.91	Linden 33	Linden 37	Linden 70				
	Courtnall 33						

*Club Record

SEASON PENALTY MINUTES & GOALTENDING RECORDS

Season	Penalty Minutes	Goaltender Avg (Min. 20 GP)	Wins	Season	Penalty Minutes	Goaltender Avg (Min. 20 GP)	Wins
1970.71	Palement 152	Hodge 3.41	Hodge 15	1992.93	Odjick 370	Whitmore 3.10	McLean 28
1971.72	Schella 166	Wilson 3.61	Wilson 16	1993.94	Odjick 271	McLean 2.99	McLean 23
1972.73	Schmautz 137	Wilson 3.94	Wilson 13	1994.95	Murzyn 129	McLean 2.75	McLean 18
1973.74	Dailey 143	Smith 3.44	Smith 20	1995.96	Odjick 181	Hirsch 2.93	Hirsch 17
1974.75	Pratt 145	Smith 3.09	Smith 32	1996.97	Odjick 371	McLean 3.21	McLean 21
1975.76	Snepsts 125	Lockett 3.47	Smith 20	1997.98	Brashear 372	Irbe 2.73	Irbe 14
1976.77	Snepsts 149	Maniago 3.36	Maniago 17	1998.99	Brashear 209	Snow 2.93	Snow 20
1977.78	McIlhargey 172	Maniago 4.02	Maniago 10	1999.00	Brashear 136	Potvin 2.59	Potvin 12
1978.79	Snepsts 130	Hanlon 3.10	Hanlon 12	2000.01	Brashear 145	Essensa 2.68	Essensa 18
1979.80	Smyl 204	Hanlon 3.47	Hanlon 12	2001.02	Cooke 111	Skudra 2.42	Cloutier 31
1980.81	Williams 343	Brodeur 3.51	Brodeur 17	2002.03	Bertuzzi 144	Cloutier 2.42	Cloutier 33
1981.82	Williams 341	Brodeur 3.35	Brodeur 20	2003.04	May 137	Cloutier 2.27	Cloutier 33
1982.83	Williams 265	Brodeur 3.79	Brodeur 21	2004.05	-	-	-
1983.84	Williams 294	Brodeur 4.01	Garrett 14	2005.06	Ruutu 142	Auld 2.94	Auld 33
1984.85	Butcher 152	Brodeur 4.67	Brodeur 16	2006.07	Bieksa 134	Luongo 2.29	Luongo 47*
1985.86	Butcher 188	Young 3.58	Brodeur 19	2007.08	Burrows 179	Luongo 2.38	Luongo 35
1986.87	Butcher 207	Brodeur 3.59	Brodeur 20	2008.09	O'Brien 196	Luongo 2.34	Luongo 33
1987.88	Butcher 285	McLean 3.71	McLean 11	2009.10	Hordichuk 142	Raycroft 2.42	Luongo 40
1988.89	Butcher 227	Weeks 2.98	McLean 20	2010.11	Torres 78	Luongo 2.11	Luongo 38
1989.90	Stern 208	McLean 3.47	McLean 21	2011.12	Lapierre 130	Schneider 1.96	Luongo 31
1990.91	Odjick 296	Gamble 3.45	Gamble 16	2012.13	Burrows 54	Schneider 2.11	Schneider 17
1991.92	Odjick 348	McLean 2.74	McLean 38	2013.14	Sestito 213	Luongo 2.38	Luongo 19
				2014.15	Dorsett 175	Lack 2.45	Miller 29

*Club Record

GOALTENDING RECORDS

Goaltender	GPI	MINs	GA	SO	Avg	W-L-T
Kirk McLean	516	29,989	1637	20	3.28	211-228-59
Roberto Luongo	406	23,752	934	35	2.36	233-121-44
Richard Brodeur	377	21,548	1389	6	3.87	126-172-62
Dan Cloutier	208	12,010	485	14	2.42	109-68-23
Gary Smith	189	10,304	572	11	3.33	72-81-23
Dunc Wilson	148	7,919	518	2	3.93	34-86-12
Glen Hanlon	137	7,770	461	5	3.56	43-66-21
Garth Snow	109	5,717	273	6	2.87	33-52-11
Frank Caprice	102	5,589	391	1	4.20	31-47-11
Corey Hirsch	101	5,434	283	4	3.12	32-42-13
Cory Schneider	98	5,372	197	9	2.20	55-26-8
Curt Ridley	96	5,183	328	1	3.80	25-44-16
Cesare Maniago	93	5,269	323	2	3.68	27-45-17
Eddie Lack	82	4,643	188	6	2.43	34-30-9
Alex Auld	81	4,650	213	1	2.75	39-31-8
Kay Whitmore	74	4,296	244	1	3.40	36-28-6
Gary Bromley	73	3,982	241	3	3.63	25-27-14
Troy Gamble	72	3,804	229	1	3.61	22-29-9
Felix Potvin	69	3,972	188	1	2.84	26-30-10
Steve Weeks	66	3,808	218	0	3.43	19-34-11
John Garrett	56	2,994	205	1	4.11	22-21-5
Ken Lockett	55	2,348	131	2	3.35	13-15-8
Ed Dyck	49	2,453	178	1	4.54	8-28-5
Peter Skudra	46	2,358	101	2	2.57	19-13-8
Ryan Miller	45	2,542	107	6	2.53	29-15-1
George Gardner	42	2,159	138	0	3.83	9-22-4
Arturs Irbe	41	1,999	91	2	2.73	14-11-6
Bob Essensa	39	2,059	92	1	2.68	18-12-3

Goaltender	GPI	MINs	GA	SO	Avg	W-L-T
Charlie Hodge	35	1,967	112	0	3.42	15-13-5
Curtis Sanford	35	1,652	74	1	2.71	11-11-1
Kevin Weekes	31	1,519	81	1	3.20	6-15-5
Wendell Young	30	1,443	96	0	3.99	5-15-4
Andrew Raycroft	21	967	39	1	2.42	9-5-1
Johan Hedberg	21	1,098	46	3	2.51	8-6-2
Bruce Bullock	16	927	74	0	4.79	3-9-3
Sean Burke	16	838	49	0	3.51	2-9-4
Ken Ellacott	12	555	41	0	4.43	2-3-4
Jacques Caron	10	465	38	0	4.90	2-5-1
Jason LaBarbera	9	451	20	0	2.66	3-2-2
Dany Sabourin	9	479	21	0	2.63	2-4-1
Jacob Markstrom	7	377	14	0	3.03	2-3-0
Bob Mason	6	353	29	0	4.93	2-4-0
Corey Schwab	6	269	16	0	3.57	2-1-1
Mike Fountain	6	245	14	1	3.43	2-2-0
Martin Brochu	6	216	15	0	4.17	0-3-0
Mike Noronen	4	170	10	0	3.52	1-1-0
Maxime Ouellet	4	222	12	0	3.25	0-2-0
Rick Heinz	3	180	9	1	3.00	2-1-0
D. McClelland	2	120	10	0	5.00	1-1-0
Drew MacIntyre	2	61	3	0	2.95	0-1-0
Alfie Michaud	2	69	5	0	4.35	0-1-0
Jacim Eriksson	1	36	6	0	9.99	0-0-0
Tyler Moss	1	22	1	0	2.50	0-0-0
M. Bannerman	1	20	0	0	0.00	0-0-0
Steve McKichan	1	20	2	0	6.00	0-0-0
Rob McVicar	1	3	0	0	0.00	0-0-0

CANUCKS MOST PRODUCTIVE MONTHS

Player	Month	GP	Points
Stan Smyl	Mar. 1983	16	10-21-31
Pavel Bure	Mar. 1994	16	19-11-30
Darcy Rota	Mar. 1983	16	15-15-30
Thomas Gradin	Mar. 1983	16	11-16-27
Henrik Sedin	Jan. 2010	13	6-19-25
Henrik Sedin	Dec. 2009	15	5-20-25
Alex Mogilny	Feb. 1996	13	12-13-25
Henrik Sedin	Mar. 2010	15	4-20-24
Pavel Bure	Nov. 1992	15	16-8-24
Patrik Sundstrom	Feb. 1984	15	13-11-24
Tony Tanti	Oct. 1983	12	13-10-23
Geoff Courtnall	Nov. 1992	15	5-18-23
Henrik Sedin	Dec. 2011	15	2-20-22
Henrik Sedin	Dec. 2010	14	7-15-22
Daniel Sedin	Mar. 2010	15	8-14-22
Alex Burrows	Jan. 2010	13	15-7-22
Daniel Sedin	Jan. 2010	13	6-16-22
Daniel Sedin	Dec. 2009	15	9-13-22
Petri Skriko	Nov. 1986	14	14-8-22
Tony Tanti	Jan. 1988	15	13-9-22
Pavel Bure	Jan. 1992	14	12-10-22
Petri Skriko	Mar. 1987	12	10-12-22
Todd Bertuzzi	Mar. 2002	14	11-11-22
Daniel Sedin	Mar. 2011	15	9-12-21
Markus Naslund	Jan. 2002	14	8-13-21

Player	Month	GP	Points
Petr Nedved	Nov. 1992	15	12-9-21
Barry Pederson	Jan. 1988	15	5-16-21
Pavel Bure	Nov. 1997	13	8-13-21
Daniel Sedin	Dec. 2010	14	7-13-20
Daniel Sedin	Mar. 2007	15	9-11-20
Alex Mogilny	Jan. 1996	12	11-9-20
Patrik Sundstrom	Oct. 1983	12	7-13-20
Ryan Kesler	Dec. 2010	14	9-10-19
Henrik Sedin	Mar. 2009	15	7-12-19
Henrik Sedin	Mar. 2007	15	2-17-19
Dan Quinn	Feb. 1990	14	13-6-19
Pavel Bure	Jan. 1994	13	13-6-19
Petri Skriko	Nov. 1983	14	10-9-19
Greg Adams	Nov. 1987	14	9-10-19
Todd Bertuzzi	Jan. 2002	14	7-12-19
Barry Pederson	Nov. 1986	14	7-12-19
Stan Smyl	Feb. 1980	12	5-14-19
Radim Vrbata	Mar. 2015	16	9-9-18
Daniel Sedin	Mar. 2009	15	5-13-18
Henrik Sedin	Oct. 2013	15	3-15-18
Daniel Sedin	Dec. 2006	13	9-9-18
Ivan Hlinka	Nov. 1982	14	8-10-18
Petri Skriko	Jan. 1988	13	8-10-18
Trevor Linden	Dec. 1995	13	7-11-18
Per-Olov Brasar	Mar. 1981	13	6-12-18
Thomas Gradin	Mar. 1982	13	6-12-18
Paul Reinhart	Oct. 1989	13	5-13-18

ALL-TIME PENALTY SHOTS

CANUCKS POINT STREAKS

Rank	Player	Date	GP	Points
T-1	Nedved	Nov. 19/92	Dec. 27/92	15 15-9-24
	Bertuzzi	Jan. 3/02	Feb. 4/02	15 7-12-19
3	Rota	Mar. 2/83	Mar. 29/83	14 15-15-30
T-4	Kesler	Feb. 6/10	Mar. 14/10	13 6-9-15
	Smyl	Feb. 27/83	Mar. 23/83	13 8-19-27
	Bure	Jan. 4/93	Jan. 30/93	13 12-10-22
T-7	Burrows	Dec. 31/09	Jan. 25/10	12 13-6-19
	H. Sedin	Oct. 12/13	Nov. 5/13	12 3-11-14
	Gradin	Feb. 27/83	Mar. 21/83	12 10-16-26
	Bure	Mar. 9/94	Apr. 1/94	12 16-8-24
	Smyl	Feb. 7/80	Mar. 4/80	12 5-17-22
	Bure	Feb. 8/94	Mar. 4/94	12 11-10-21
	Semenov	Nov. 6/92	Nov. 26/92	12 1-16-17
	Bertuzzi	Jan. 17/03	Feb. 13/03	12 6-8-14
T-15	D. Sedin	Feb. 12/10	Mar. 16/10	11 3-14-17
	Tanti	Oct. 5/83	Oct. 28/83	11 13-10-23
	Kearns	Feb. 27/77	Mar. 20/77	11 1-19-20
	Mogilny	Nov. 3/95	Nov. 23/95	11 9-8-17
	Bubla	Oct. 12/83	Nov. 5/83	11 1-11-12

T-20	D. Sedin	Nov. 24/10	Dec. 18/10	10 4-10-14
	Burrows	Jan. 22/11	Feb. 14/11	10 8-4-12
	H. Sedin	Dec. 22/09	Jan. 11/10	10 5-15-20
	Bure	Nov. 11/97	Dec. 1/97	10 8-8-16
	Mogilny	Jan. 22/96	Feb. 9/96	10 9-6-15

STREAKS TO START SEASON

Rank	Player	Month	GP	Points
1	Tanti	Oct. 5/83	Oct. 28/83	11 13-10-23
2	D. Sedin	Oct. 9/10	Oct. 26/10	9 7-5-12
T-3	Linden	Oct. 9/95	Oct. 25/95	8 5-7-12
	Walton	Oct. 12/77	Oct. 29/77	8 6-6-12
5	Pederson	Oct. 6/88	Oct. 18/88	7 3-4-7
6	H. Sedin	Oct. 9/10	Oct. 19/10	6 0-9-9
7	Boudrias	Oct. 9/74	Oct. 19/74	5 0-9-9
T-8	Ververgaert	Oct. 9/74	Oct. 19/74	5 5-2-7
	Lever	Oct. 9/74	Oct. 19/74	5 3-4-7
	D. Sedin	Oct. 8/14	Oct. 21/14	5 1-7-8
T-10	D. Sedin	Oct. 5/07	Oct. 13/07	5 4-3-7
	Tanti	Oct. 11/84	Oct. 18/84	5 4-1-5
	Tannahill	Oct. 7/78	Oct. 17/78	5 2-3-5

CANUCKS PENALTY SHOTS (Scored on 19 of 52 opportunities)

Player	Date	Goaltender	Result	Score
Andre Boudrias	Mar. 9/73	Roger Crozier	GOAL	BUF 2 @ VAN 5
Ron Sedlbauer	Nov. 19/77	Billy Smith	no goal	VAN 2 @ NYI 9
Ron Sedlbauer	Mar. 7/78	Glen Resch	no goal	VAN 2 @ NYI 5
Ron Sedlbauer	Mar. 2/79	Greg Inness	no goal	WSH 6 @ VAN 2
Harold Snepsts	Feb. 2/80	Gilles Meloche	GOAL	VAN 5 @ MIN 4
Thomas Gradin	Feb. 11/82	Gilles Gilbert	GOAL	VAN 4 @ DET 4
Ivan Hlinka	Feb. 11/82	Gilles Gilbert	GOAL	VAN 4 @ DET 4
Stan Smyl	Jan. 16/87	Mike Vernon	GOAL	CGY 5 @ VAN 9
Greg Adams	Jan. 7/88	Alain Chevrier	no goal	VAN 6 @ NJ 3
Greg Adams	Jan. 9/89	Alan Bester	no goal	VAN 0 @ TOR 3
Greg Adams	Dec. 10/89	Jacques Cloutier	no goal	VAN 1 @ CHI 7
Gino Odjick	Oct. 19/91	Mike Vernon	GOAL	CGY 2 @ VAN 5
Greg Adams	Dec. 1/91	Bill Ranford	no goal	VAN 0 @ EDM 7
Greg Adams	Jan. 25/92	Curtis Joseph	no goal	VAN 1 @ STL 0
Pavel Bure	Feb. 17/92	John Vanbiesbrouck	no goal	VAN 3 @ NYR 3
Pavel Bure	Feb. 28/92	Rick Tabaracci	GOAL	WPG 3 @ VAN 5
Pavel Bure	Oct. 6/93	Kelly Hrudey	no goal	VAN 5 @ LA 2
Geoff Courttnall	Mar. 21/95	Damian Rhodes	no goal	TOR 1 @ VAN 3
Mike Sillinger	Jan. 14/97	Mark Fitzpatrick	GOAL	FLA 4 @ VAN 4
Pavel Bure	Nov. 12/97	Mike Vernon	GOAL	VAN 5 @ SJ 2
Alex Mogilny	Dec. 1/97	Chris Osgood	GOAL	DET 3 @ VAN 3
Pavel Bure	Jan. 26/98	Nikolai Khabibulin	GOAL	VAN 2 @ PHX 4
Pavel Bure	Feb. 28/98	Damian Rhodes	GOAL	OTT 4 @ VAN 6
Markus Naslund	Dec. 19/98	Mike Dunham	GOAL	NSH 6 @ VAN 4
Andrew Cassels	Nov. 30/99	Patrick Roy	no goal	COL 4 @ VAN 2
Andrew Cassels	Mar. 18/01	Norm Maracle	no goal	VAN 5 @ ATL 3
Markus Naslund	Oct. 18/01	Curtis Joseph	GOAL	TOR 6 @ VAN 5
Markus Naslund	Mar. 21/02	Chris Osgood	no goal	VAN 2 @ NYI 3
Daniel Sedin	Jan. 17/04	Jean-Sebastien Giguere	no goal	ANA 2 @ VAN 1
Jarkko Ruutu	Feb. 13/04	Pasi Nurminen	no goal	ATL 4 @ VAN 1
Trevor Linden	Nov. 20/05	Ilya Bryzgalov	GOAL	VAN 3 @ ANA 2
Alex Burrows	Jan. 5/06	Craig Anderson	no goal	VAN 3 @ CHI 2
Jarkko Ruutu	Jan. 5/06	Craig Anderson	GOAL	VAN 3 @ CHI 2
Alex Burrows	Feb. 3/06	Mikika Kiprusoff	no goal	VAN 3 @ CGY 1
Daniel Sedin	Mar. 8/07	Curtis Joseph	no goal	VAN 4 @ PHX 2
Henrik Sedin	Nov. 27/07	Jonas Hiller	no goal	ANA 0 @ VAN 4
Markus Naslund	Feb. 1/08	Tomas Vokoun	no goal	VAN 3 @ FLA 4
Daniel Sedin	Feb. 10/08	Nikolai Khabibulin	no goal	CHI 2 @ VAN 3
Markus Naslund	Mar. 15/08	Marty Turco	no goal	VAN 4 @ DAL 3
Taylor Pyatt	Nov. 12/08	Peter Budaj	GOAL	COL 2 @ VAN 1
Pavol Demitra	Mar. 27/09	Andrew Raycroft	no goal	VAN 4 @ COL 1
Mason Raymond	Jan. 7/10	Ilya Bryzgalov	no goal	PHX 0 @ VAN 4
Henrik Sedin	Nov. 1/10	Martin Brodeur	GOAL	NJ 0 @ VAN 3
Alex Burrows	Mar. 8/11	Ilya Bryzgalov	no goal	VAN 4 @ PHX 3(OT)
Daniel Sedin	Mar. 25/11	Chris Mason	no goal	VAN 3 @ ATL 1
Zack Kassian	Mar. 6/12	Richard Bachman	no goal	DAL 5 @ VAN 2
David Booth	Apr. 3/12	Jonas Hiller	no goal	ANA 4 @ VAN 5 (SO)
Alex Burrows	Jan. 25/13	Jonas Hiller	no goal	VAN 5 @ ANA 0
Henrik Sedin	Mar. 14/13	Chris Mason	GOAL	NSH 4 @ VAN 7
Jannik Hansen	Mar. 16/13	Jimmy Howard	no goal	DET 5 @ VAN 2
Jannik Hansen	Nov. 22/13	Sergei Bobrovsky	no goal	CBJ 2 @ VAN 6
David Booth	Feb. 3/14	Jimmy Howard	no goal	VAN 0 @ DET 2

OPPOSITION (Scored on 19 of 61 opportunities)

Player	Date	Goaltender	Result	Score				
P. Andrea	Nov. 5/70	Dunc Wilson	NO GOAL	VAN	4	@	BUF	1
G. Charron	Feb. 29/72	Ed Dyck	NO GOAL	VAN	2	@	DET	8
S. Atkinson	Feb. 1/75	Ken Lockett	goal	WSH	2	@	VAN	5
D. Murdoch	Nov. 3/76	Curt Ridley	goal	NYR	6	@	VAN	1
D. Savard	Jan. 10/82	Richard Brodeur	NO GOAL	VAN	2	@	CHI	3
B. Propp	Jan. 4/83	Ken Ellacott	goal	VAN	1	@	PHI	4
W. Gretzky	Jan. 19/83	Richard Brodeur	goal	VAN	4	@	EDM	9
B. Ashton	Dec. 11/88	Kirk McLean	goal	WPG	6	@	VAN	8
J. Nieuwendyk	Dec. 16/88	Steve Weeks	goal	CGY	5	@	VAN	3
M. Donnelly	Nov. 12/92	Kirk McLean	goal	VAN	4	@	LA	7
A. Kovalenko	Dec. 4/93	Kirk McLean	goal	VAN	1	@	QUE	3
B. Gilchrist	Jan. 27/94	Kirk McLean	NO GOAL	DAL	3	@	VAN	2
R. Niedermayer	Mar. 13/97	Corey Hirsch	NO GOAL	VAN	4	@	FLA	5
H. Dominichelli	Feb. 27/98	Arturs Irbe	goal	VAN	4	@	CGY	4
O. Nolan	Dec. 26/98	Garth Snow	NO GOAL	VAN	0	@	SJ	2
M. Rucinsky	Jan. 2/99	Corey Hirsch	NO GOAL	MTL	2	@	VAN	1
P. Kariya	Feb. 20/99	Corey Hirsch	goal	ANA	5	@	VAN	1
M. Sushinsky	Nov. 26/00	Felix Potvin	NO GOAL	VAN	2	@	MIN	4
B. Hull	Jan. 22/01	Felix Potvin	NO GOAL	VAN	1	@	DAL	2
D. Bylsma	Dec. 12/01	Dan Cloutier	NO GOAL	VAN	1	@	ANA	0
S. Roest	Mar. 2/02	Dan Cloutier	goal	MIN	3	@	VAN	6
M. Sillinger	Mar. 14/02	Dan Cloutier	NO GOAL	VAN	5	@	CBJ	1
B. Morrow	Nov. 6/02	Dan Cloutier	goal	VAN	0	@	DAL	4
T. Holmstrom	Jan. 19/03	Dan Cloutier	NO GOAL	VAN	4	@	DET	1
A. Laaksonen	Oct. 18/03	Johan Hedberg	NO GOAL	VAN	2	@	MIN	2
E. Nickulas	Nov. 6/03	Dan Cloutier	NO GOAL	VAN	2	@	STL	3
O. Saprykin	Dec. 26/03	Dan Cloutier	NO GOAL	VAN	2	@	CGY	0
J. Iginla	Jan. 3/04	Alex Auld	NO GOAL	VAN	3	@	CGY	1
A. Laaksonen	Feb. 19/04	Dan Cloutier	goal	VAN	2	@	MIN	6
P. Demitra	Feb. 28/04	Johan Hedberg	NO GOAL	STL	0	@	VAN	2
P.M. Bouchard	Oct. 12/05	Dan Cloutier	goal	VAN	0	@	MIN	6
C. Kobasew	Nov. 7/05	Alex Auld	NO GOAL	VAN	3	@	CGY	4
S. Doan	Nov. 26/05	Alex Auld	NO GOAL	VAN	1	@	PHX	2
R. Nash	Feb. 6/06	Alex Auld	NO GOAL	CBJ	4	@	VAN	7
B. Rolston	Nov. 2/06	Roberto Luongo	goal	VAN	2	@	MIN	5
E. Staal	Dec. 8/06	Roberto Luongo	NO GOAL	CAR	3	@	VAN	4
S. Crosby	Dec. 8/07	Roberto Luongo	NO GOAL	PIT	2	@	VAN	1
M. Nylander	Oct. 13/08	Roberto Luongo	goal	VAN	1	@	WSH	5
S. Gagner	Oct. 25/08	Roberto Luongo	NO GOAL	EDM	3	@	VAN	6
A. Frolov	Oct. 30/08	Roberto Luongo	NO GOAL	VAN	4	@	LA	0
P. Sharp	Mar. 29/09	Roberto Luongo	NO GOAL	VAN	4	@	CHI	0
A. Semin	Dec. 18/09	Roberto Luongo	NO GOAL	WSH	2	@	VAN	3
M. Paajarvi	Dec. 12/10	Roberto Luongo	NO GOAL	VAN	2	@	EDM	1
J. Neal	Dec. 31/10	Cory Schneider	NO GOAL	VAN	4	@	DAL	1
K. Porter	Jan. 18/11	Roberto Luongo	NO GOAL	VAN	3	@	COL	4
T. Hartikainen	Apr. 2/11	Cory Schneider	NO GOAL	EDM	4	@	VAN	1
M. Mayorov	Oct. 10/11	Cory Schneider	NO GOAL	VAN	3	@	CBJ	2
M. Knuble	Oct. 29/11	Roberto Luongo	goal	WSH	4	@	VAN	7
D. Paille	Jan. 7/12	Cory Schneider	NO GOAL	VAN	4	@	BOS	3
M. Ribeiro	Mar. 22/12	Cory Schneider	NO GOAL	VAN	2	@	DAL	1
T. Hall	Feb. 4/13	Roberto Luongo	NO GOAL	VAN	3	@	EDM	2 (OT)
M. Pacioretty	Oct. 12/13	Roberto Luongo	NO GOAL	MTL	4	@	VAN	1
B. Sutter	Oct. 19/13	Roberto Luongo	NO GOAL	VAN	3	@	PIT	4
A. Ovechkin	Oct. 28/13	Roberto Luongo	NO GOAL	WSH	2	@	VAN	3
M. Pacioretty	Feb. 6/14	Roberto Luongo	NO GOAL	VAN	2	@	MTL	5
M. Pacioretty	Feb. 6/14	Roberto Luongo	NO GOAL	VAN	2	@	MTL	5
E. Kane	Mar. 12/14	Eddie Lack	NO GOAL	VAN	3	@	WPG	2
M. St. Louis	Dec. 13/14	Ryan Miller	NO GOAL	NYR	5	@	VAN	1
J. Pavelski	Dec. 30/14	Ryan Miller	NO GOAL	VAN	3	@	SJ	1
J. Thornton	Dec. 30/14	Ryan Miller	goal	VAN	3	@	SJ	1
P. Kessel	Mar. 14/15	Eddie Lack	goal	TOR	1	@	VAN	4

CANUCKS SHUTOUTS

CANUCKS SHUTOUTS

No.	Date	Opponent	Score	Goaltender
1971.72				
1	Oct. 27	@ Toronto	0-0	Dunc Wilson
1972.73				
2	Jan. 9	St. Louis	3-0	Dunc Wilson
3	Feb. 16	Atlanta	5-0	Ed Dyck
1973.74				
4	Oct. 23	Atlanta	3-0	Gary Smith
5	Mar. 15	Atlanta	3-0	Gary Smith
6	Mar. 31	California	7-0	Gary Smith
1974.75				
7	Oct. 20	@ NY Rangers	1-0	Gary Smith
8	Oct. 29	Detroit	7-0	Gary Smith
9	Nov. 12	Chicago	1-0	Gary Smith
10	Nov. 30	NY Islanders	3-0	Gary Smith
11	Dec. 10	California	3-0	Gary Smith
12	Feb. 11	Kansas City	4-0	Gary Smith
13	Apr. 1	California	7-0	Ken Lockett
14	Apr. 2	@ California	3-0	Ken Lockett
1975.76				
15	Nov. 25	Buffalo	4-0	Gary Smith
16	Feb. 20	Minnesota	7-0	Gary Smith
17	Apr. 2	@ California	5-0	Curt Ridley
1976.77				
18	Mar. 10	Chicago	5-0	Cesare Maniago
1977.78				
19	Nov. 20	@ NY Rangers	3-0	Cesare Maniago
1978.79				
20	Nov. 1	@ Chicago	1-0	Glen Hanlon
21	Dec. 5	Atlanta	3-0	Glen Hanlon
22	Dec. 23	Los Angeles	2-0	Glen Hanlon
23	Feb. 22	Colorado	3-0	Gary Bromley
24	Mar. 31	@ Colorado	2-0	Gary Bromley
1979.80				
25	Apr. 1	Edmonton	5-0	Gary Bromley
1980.81				
26	Mar. 1	Hartford	3-0	Glen Hanlon
1981.82				
27	Oct. 28	Washington	3-0	Richard Brodeur
28	Dec. 2	Minnesota	5-0	Glen Hanlon
29	Mar. 28	Winnipeg	5-0	Rick Heinz
30	Apr. 3	@ Los Angeles	6-0	Richard Brodeur
1982.83				
31	Mar. 2	@ Winnipeg	3-0	John Garrett
1983.84				
32	Jan. 15	Hartford	5-0	Frank Caprice
33	Jan. 27	Philadelphia	4-0	Richard Brodeur
1985.86				
34	Oct. 23	@ Detroit	5-0	Richard Brodeur
35	Nov. 11	Detroit	5-0	Richard Brodeur
1986.87				
36	Nov. 18	Calgary	5-0	Richard Brodeur
1987.88				
37	Feb. 17	Pittsburgh	5-0	Kirk McLean
1988.89				
38	Oct. 19	@ New Jersey	4-0	Kirk McLean
39	Feb. 21	St. Louis	2-0	Kirk McLean
40	Mar. 8	Winnipeg	3-0	Kirk McLean
41	Mar. 16	Edmonton	3-0	Kirk McLean
1990.91				
42	Oct. 12	St. Louis	4-0	Troy Gamble

No.	Date	Opponent	Score	Goaltender
1991.92				
43	Nov. 10	NY Islanders	6-0	Kirk McLean
44	Nov. 16	San Jose	1-0	Kirk McLean
45	Dec. 4	@ Montreal	3-0	Kirk McLean
46	Jan. 25	@ St. Louis	1-0 OT	Kirk McLean
47	Mar. 1	Calgary	11-0	Kirk McLean
1992.93				
48	Nov. 21	Edmonton	9-0	Kirk McLean
49	Dec. 31	Los Angeles	4-0	Kirk McLean
50	Jan. 4	Tampa Bay	7-0	Kirk McLean
51	Apr. 4	@ Ottawa	3-0	Kay Whitmore
1993.94				
52	Nov. 10	Los Angeles	4-0	Kirk McLean
53	Nov. 16	St. Louis	3-0	Kirk McLean
54	Mar. 3	St. Louis	4-0	Kirk McLean
1994.95				
55	Apr. 11	Anaheim	5-0	Kirk McLean
1995.96				
56	Jan. 15	@ Boston	6-0	Corey Hirsch
57	Mar. 3	@ Buffalo	3-0	Kirk McLean
58	Apr. 13	Calgary	5-0	Kirk McLean
1996.97				
59	Nov. 14	@ New Jersey	3-0	Mike Fountain
60	Nov. 19	Dallas	2-0	Corey Hirsch
61	Dec. 15	@ St. Louis	8-0	Corey Hirsch
1997.98				
62	Oct. 13	Edmonton	3-0	Kirk McLean
63	Dec. 15	Los Angeles	7-0	Arturs Irbe
64	Dec. 18	@ San Jose	0-0 OT	Arturs Irbe
1998.99				
65	Oct. 23	@ Florida	5-0	Garth Snow
66	Nov. 19	@ Colorado	5-0	Garth Snow
67	Jan. 10	Dallas	2-0	Corey Hirsch
68	Feb. 26	Carolina	1-0	Garth Snow
69	Mar. 11	@ Phoenix	3-0	Garth Snow
70	Mar. 29	Phoenix	1-0	Garth Snow
71	Apr. 12	@ Calgary	2-0	Garth Snow
1999.00				
72	Oct. 24	@ NY Rangers	3-0	Kevin Weekes
2000.01				
73	Oct. 14	Buffalo	4-0	Felix Potvin
74	Feb. 8	San Jose	0-0	Bob Essensa
2001.02				
75	Oct. 13	Colorado	4-0	Dan Cloutier
76	Nov. 1	Montreal	4-0	Dan Cloutier
77	Nov. 11	@ Minnesota	5-0	Dan Cloutier
78	Dec. 12	@ Anaheim	1-0	Dan Cloutier
79	Dec. 15	Detroit	3-0	Dan Cloutier
80	Jan. 26	@ Calgary	2-0	Peter Skudra
81	Mar. 12	@ Nashville	5-0	Dan Cloutier
82	Mar. 26	Los Angeles	4-0	Dan Cloutier
2002.03				
83	Oct. 10	@ Calgary	3-0	Dan Cloutier
84	Jan. 26	Phoenix	1-0	Peter Skudra
85	Feb. 25	Atlanta	8-0	Dan Cloutier
86	Mar. 23	Washington	6-0	Alex Auld
2003.04				
87	Oct. 11	Edmonton	3-0	Johan Hedberg
88	Dec. 20	@ Edmonton	3-0	Dan Cloutier
89	Dec. 26	@ Calgary	2-0	Dan Cloutier
90	Feb. 5	@ New Jersey	4-0	Dan Cloutier
91	Feb. 16	@ Colorado	1-0	Dan Cloutier
92	Feb. 28	St. Louis	2-0	Johan Hedberg
93	Mar. 6	@ Columbus	4-0	Johan Hedberg
94	Mar. 24	Los Angeles	1-0	Dan Cloutier

CANUCKS/OPPONENT SHUTOUTS

No. Date Opponent Score Goaltender

2004.05

Work stoppage

2006.07

95	Oct. 25	@ Chicago	5-0	Roberto Luongo
96	Nov. 28	Columbus	1-0	Roberto Luongo
97	Jan. 16	@ Montreal	4-0	Roberto Luongo
98	Mar. 21	Nashville	2-0	Roberto Luongo
99	Mar. 27	@ Colorado	3-0	Roberto Luongo

2007.08

100	Nov. 14	@ Edmonton	0-1	Roberto Luongo
101	Nov. 25	Chicago	2-0	Roberto Luongo
102	Nov. 27	Anaheim	4-0	Roberto Luongo
103	Nov. 29	Columbus	2-0	Roberto Luongo
104	Dec. 18	New Jersey	2-0	Roberto Luongo
105	Jan. 3	NY Rangers	3-0	Roberto Luongo

2008.09

106	Oct. 9	Calgary	6-0	Roberto Luongo
107	Oct. 30	@ Los Angeles	4-0	Roberto Luongo
108	Nov. 4	Nashville	4-0	Roberto Luongo
109	Nov. 6	Phoenix	1-0	Roberto Luongo
110	Nov. 8	Minnesota	2-0	Roberto Luongo
111	Dec. 28	Ottawa	3-0	Curtis Sanford
112	Mar. 19	St. Louis	3-0	Roberto Luongo
113	Mar. 29	@ Chicago	4-0	Roberto Luongo
114	Apr. 9	Los Angeles	1-0	Roberto Luongo
115	Apr. 11	@ Colorado	1-0	Roberto Luongo

2009.10

116	Oct. 25	Edmonton	2-0	Roberto Luongo
117	Nov. 1	Colorado	3-0	Andrew Raycroft
118	Dec. 3	@ Philadelphia	3-0	Roberto Luongo
119	Jan. 7	Phoenix	4-0	Roberto Luongo
120	Feb. 11	@ Florida	3-0	Roberto Luongo

2010.11

121	Nov. 1	New Jersey	3-0	Roberto Luongo
122	Dec. 3	@ Chicago	3-0	Roberto Luongo
123	Feb. 2	@ Phoenix	6-0	Roberto Luongo
124	Mar. 6	@ Anaheim	3-0	Cory Schneider
125	Apr. 7	Minnesota	5-0	Roberto Luongo

No. Date Opponent Score Goaltender

2011.12

126	Nov. 23	@ Colorado	3-0	Cory Schneider
127	Nov. 25	@ Phoenix	5-0	Cory Schneider
128	Dec. 6	Colorado	6-0	Roberto Luongo/ Cory Schneider*

129	Dec. 19	Minnesota	4-0	Roberto Luongo
130	Jan. 4	Minnesota	3-0	Roberto Luongo
131	Mar. 1	St. Louis	2-0	Roberto Luongo
132	Mar. 26	Los Angeles	1-0	Roberto Luongo
133	Mar. 28	Colorado	1-0	Cory Schneider
134	Apr. 7	Edmonton	3-0	Roberto Luongo

2012.13

135	Jan. 25	@ Anaheim	5-0	Cory Schneider
136	Jan. 30	Colorado	3-0	Roberto Luongo
137	Feb. 22	@ Nashville	1-0	Roberto Luongo
138	Mar. 23	@ Los Angeles	1-0	Cory Schneider
139	Mar. 26	Columbus	1-0	Cory Schneider
140	Apr. 4	Edmonton	4-0	Cory Schneider
141	Apr. 8	Phoenix	2-0	Cory Schneider

2013.14

142	Oct. 17	@ Buffalo	3-0	Roberto Luongo
143	Nov. 2	Toronto	4-0	Roberto Luongo
144	Dec. 9	Carolina	2-0	Eddie Lack
145	Dec. 13	Edmonton	4-0	Roberto Luongo
146	Dec. 29	@ Calgary	2-0	Eddie Lack
147	Feb. 26	St. Louis	1-0	Eddie Lack
148	Mar. 19	Nashville	2-0	Eddie Lack

2014.15

149	Oct. 17	@ Edmonton	2-0	Ryan Miller
150	Nov. 25	New Jersey	2-0	Ryan Miller
151	Nov. 28	@ Columbus	5-0	Ryan Miller
152	Dec. 4	@ Pittsburgh	3-0	Eddie Lack
153	Jan. 15	@ Philadelphia	4-0	Ryan Miller
154	Jan. 16	@ Carolina	3-0	Ryan Miller
155	Feb. 7	Pittsburgh	5-0	Ryan Miller
156	Feb. 22	@ NY Islanders	4-0	Ryan Miller

157	Apr. 9	Arizona	5-0	/Eddie Lack* Eddie Lack
-----	--------	---------	-----	----------------------------

No shutouts were recorded by the Canucks in the following seasons: 1970.71, 1984.85, 1989.90 and 2005.06.

*A shared shutout does not count towards an individual's total career shutouts

OPPONENT SHUTOUTS

No. Date Opponent Score Goaltender

1971.72

1	Oct. 20	@ Minnesota	0-7	Cesare Maniago
2	Oct. 22	Montreal	0-6	Ken Dryden
3	Oct. 27	@ Toronto	0-0	Bernie Parent
4	Nov. 17	@ Chicago	0-3	Tony Esposito
5	Nov. 18	@ Boston	0-5	Ed Johnston
6	Dec. 4	@ Montreal	0-7	Ken Dryden
7	Dec. 22	@ Detroit	0-3	Al Smith
8	Jan. 20	@ Buffalo	0-1	Roger Crozier
9	Jan. 27	@ Chicago	0-4	Tony Esposito
10	Jan. 30	California	0-2	Gilles Meloche
11	Feb. 24	@ Detroit	0-2	Al Smith
12	Mar. 4	@ Montreal	0-5	Ken Dryden

1972.73

13	Oct. 19	@ Buffalo	0-6	Roger Crozier
14	Oct. 24	Pittsburgh	0-4	Denis Herron
15	Jan. 14	Montreal	0-3	Wayne Thomas
16	Jan. 19	Los Angeles	0-4	Gary Edwards
17	Mar. 22	@ Philadelphia	0-9	Doug Favell

No. Date Opponent Score Goaltender

1973.74

18	Oct. 17	@ Chicago	0-5	Tony Esposito
19	Nov. 9	Chicago	0-4	Tony Esposito
20	Nov. 25	@ NY Rangers	0-5	Ed Giacomin
21	Dec. 7	Atlanta	0-2	Dan Bouchard
22	Mar. 23	@ Los Angeles	0-5	Gary Edwards

1974.75

23	Jan. 1	Philadelphia	0-2	Bernie Parent
24	Mar. 19	@ NY Rangers	0-3	Ed Giacomin

1975.76

25	Oct. 12	@ Chicago	0-3	Tony Esposito
----	---------	-----------	-----	---------------

1976.77

26	Oct. 9	@ Montreal	0-3	Ken Dryden
27	Oct. 20	@ Buffalo	0-4	Gerry Desjardins
28	Nov. 13	Toronto	0-3	Mike Palmateer
29	Jan. 19	Pittsburgh	0-3	Dunc Wilson
30	Feb. 9	@ Montreal	0-6	Ken Dryden
31	Feb. 21	St. Louis	0-4	Eddie Johnston
32	Feb. 26	@ Minnesota	0-3	Pete Lopresti

OPPONENT SHUTOUTS

No. Date Opponent Score Goaltender

1977.78

33 Nov. 29 Philadelphia 0-3 Bernie Parent
34 Dec. 11 @ Buffalo 0-3 Don Edwards

1978.79

35 Nov. 12 Philadelphia 0-4 Bernie Parent
36 Dec. 30 @ Los Angeles 0-4 Mario Lessard
37 Jan. 2 @ NY Islanders 0-9 Chico Resch
38 Jan. 6 @ Montreal 0-2 Ken Dryden
39 Jan. 24 Chicago 0-5 Tony Esposito
40 Feb. 26 @ Los Angeles 0-2 Mario Lessard
41 Mar. 7 @ Toronto 0-2 Mike Palmateer
42 Mar. 29 @ Philadelphia 0-5 Robbie Moore

1979.80

43 Oct. 20 @ Toronto 0-2 Mike Palmateer
44 Jan. 8 @ NY Islanders 0-3 Chico Resch
45 Feb. 3 @ Buffalo 0-3 Bob Sauve

1981.82

46 Dec. 19 @ St. Louis 0-5 Mike Liut

1982.83

47 Feb. 24 @ Los Angeles 0-8 Markus Mattsson

1983.84

48 Jan. 7 @ Minnesota 0-2 Gilles Meloche
49 Jan. 8 @ Chicago 0-2 Murray Bannerman
50 Jan. 10 @ St. Louis 0-2 Mike Liut

1984.85

51 Oct. 30 @ Edmonton 0-7 Andy Moog
52 Nov. 17 @ Edmonton 0-7 Grant Fuhr
53 Jan. 2 @ NY Rangers 0-6 John Vanbiesbrouck
54 Feb. 6 @ St. Louis 0-4 Mike Liut
55 Mar. 2 @ Boston 0-5 Pete Peeters

1985.86

62 Jan. 14 @ Los Angeles 0-4 Roland Melanson
63 Jan. 23 Pittsburgh 0-6 Meloche/Romano
64 Feb. 24 @ Calgary 0-2 Reggie Lemelin

1986.87

62 Jan. 14 @ Los Angeles 0-4 Roland Melanson
63 Jan. 23 Pittsburgh 0-6 Meloche/Romano
64 Feb. 24 @ Calgary 0-2 Reggie Lemelin

1987.88

65 Feb. 19 Toronto 0-5 Ken Wregget
66 Feb. 28 Los Angeles 0-2 Glenn Healy

1988.89

67 Dec. 15 @ Calgary 0-2 Rick Wamsley
68 Jan. 1 Montreal 0-4 Patrick Roy
69 Jan. 9 @ Toronto 0-3 Allan Bester
70 Mar. 5 @ Washington 0-3 Don Beaupre

1989.90

71 Jan. 16 @ NY Islanders 0-3 Glenn Healy
72 Mar. 13 Hartford 0-1 Peter Sidorkiewicz

1990.91

73 Oct. 23 @ Detroit 0-6 Tim Cheveldae
74 Nov. 11 @ Philadelphia 0-2 Pete Peeters
75 Jan. 28 Chicago 0-1 Ed Belfour
76 Feb. 10 @ New Jersey 0-2 Chris Terreri
77 Mar. 3 @ Chicago 0-8 Ed Belfour

1991.92

78 Dec. 1 @ Edmonton 0-7 Bill Ranford
79 Dec. 3 @ Quebec 0-3 Ron Tugnutt

1992.93

80 Feb. 15 @ Los Angeles 0-3 Kelly Hrudey

1993.94

81 Feb. 4 @ Anaheim 0-3 Guy Herbert

1994.95

82 Mar. 26 @ Calgary 0-2 Trevor Kidd

1995.96

83 Dec. 23 Detroit 0-1 Mike Vernon
84 Jan. 16 @ Hartford 0-3 Sean Burke

No. Date Opponent Score Goaltender

85 Mar. 12 @ Washington 0-9 Jim Carey
86 Mar. 15 @ Ottawa 0-2 Damien Rhodes
87 Mar. 23 Calgary 0-4 Trevor Kidd
88 Apr. 8 @ Anaheim 0-2 Guy Hebert

1996.97

89 Oct. 6 @ Edmonton 0-2 Curtis Joseph
90 Dec. 23 Edmonton 0-7 Bob Essensa
91 Jan. 25 @ Phoenix 0-4 Nikolai Khabibulin
92 Feb. 1 @ Calgary 0-3 Trevor Kidd
93 Feb. 22 @ Los Angeles 0-4 Stephane Fiset
94 Mar. 1 Los Angeles 0-3 Stephane Fiset

1997.98

95 Oct. 17 Boston 0-2 Jim Carey
96 Oct. 29 @ Chicago 0-3 Chris Terreri
97 Dec. 19 @ San Jose 0-0 Mike Vernon
100 Dec. 21 Chicago 0-5 Jeff Hackett
101 Dec. 31 Philadelphia 0-8 Ron Hexall
102 Jan. 14 @ Detroit 0-4 Chris Osgood
103 Mar. 9 St. Louis 0-4 Jamie McLennan
104 Apr. 15 Los Angeles 0-2 Jamie Storr

1998.99

105 Dec. 12 @ Los Angeles 0-3 Stephane Fiset
106 Dec. 26 @ San Jose 0-2 Steve Shields
107 Dec. 27 @ Edmonton 0-3 M. Shatalenkov
108 Jan. 4 @ St. Louis 0-4 Jamie McLennan
109 Feb. 1 Ottawa 0-1 Ron Tugnutt
110 Feb. 17 @ Chicago 0-4 Jocelyn Thibault
111 Feb. 28 Buffalo 0-2 Dwayne Roloson
112 Apr. 2 San Jose 0-7 Steve Shields

1999.00

113 Dec. 26 Calgary 0-2 Fred Brathwaite
114 Feb. 14 @ Pittsburgh 0-3 J.S. Aubin
115 Mar. 11 @ Phoenix 0-5 Sean Burke

2000.01

116 Nov. 9 @ Los Angeles 0-2 Jamie Storr
117 Dec. 29 @ Calgary 0-5 Fred Brathwaite
118 Jan. 3 @ Chicago 0-6 Jocelyn Thibault
119 Jan. 20 @ St. Louis 0-3 Roman Turek
120 Feb. 8 San Jose 0-0 Steve Shields
121 Feb. 24 @ Ottawa 0-3 Patrick Lalime
122 Mar. 23 @ New Jersey 0-4 J. Vanbiesbrouck

2001.02

123 Nov. 20 @ Ottawa 0-3 Patrick Lalime
124 Mar. 9 @ San Jose 0-2 Miikka Kiprusoff
125 Mar. 24 Edmonton 0-2 Tommy Salo

2002.03

126 Nov. 6 @ Dallas 0-4 Marty Turco
127 Jan. 11 @ San Jose 0-3 Miikka Kiprusoff
128 Mar. 4 @ Philadelphia 0-3 R. Cechmanek
129 Mar. 15 Toronto 0-1 Ed Belfour
130 Apr. 6 Los Angeles 0-2 Jamie Storr

2003.04

131 Nov. 11 @ Minnesota 0-1 Dwayne Roloson
132 Mar. 18 @ Dallas 0-3 Marty Turco

2004.05

Work stoppage

2005.06

133 Oct. 12 @ Minnesota 0-6 Dwayne Roloson
134 Nov. 5 @ Calgary 0-1 Miikka Kiprusoff
135 Jan. 13 @ New Jersey 0-3 Martin Brodeur
136 Jan. 23 @ St. Louis 0-4 Curtis Sanford
137 Mar. 14 @ Nashville 0-5 Tomas Vokoun
138 Apr. 3 @ Los Angeles 0-1 Mathieu Garon

2006.07

139 Nov. 9 Anaheim 0-6 J.S. Giguere
140 Nov. 23 @ Nashville 0-6 Tomas Vokoun
141 Dec. 4 Edmonton 0-4 Dwayne Roloson
142 Dec. 21 @ Boston 0-2 Tim Thomas
143 Feb. 7 Chicago 0-3 Patrick Lalime

2007.08

144	Nov. 1	Nashville	0-3	Dan Ellis
145	Nov. 14	Edmonton	0-1	Mathieu Garon
146	Mar. 13	@ Phoenix	0-2	Ilya Bryzgalov
147	Mar. 28	@ Minnesota	0-4	Niklas Backstrom

2008.09

148	Oct. 28	Boston	0-1	Tim Thomas
149	Dec. 13	Edmonton	0-3	Dwayne Roloson
150	Dec. 23	@ San Jose	0-5	Evgeni Nabokov
151	Feb. 24	@ Montreal	0-3	Jaroslav Halak

2009.10

152	Oct. 3	@ Colorado	0-3	Craig Anderson
153	Nov. 22	Chicago	0-1	Antti Niemi

2010.11

154	Nov. 9	@ Montreal	0-2	Carey Price
155	Jan. 13	@ NY Rangers	0-1	Henrik Lundqvist
156	Jan. 16	@ Minnesota	0-4	Anton Khudobin
157	Mar. 3	Nashville	0-3	Pekka Rinne
158	Apr. 5	@ Edmonton	0-2	Devan Dubnyk

2011.12

159	Oct. 13	@ Detroit	0-2	Jimmy Howard
160	Oct. 18	NY Rangers	0-4	Henrik Lundqvist
161	Oct. 26	St. Louis	0-3	Brian Elliott
162	Mar. 19	@ Minnesota	0-2	Josh Harding

2012.13

163	Mar. 30	@ Edmonton	0-4	Devan Dubnyk
-----	---------	------------	-----	--------------

2013.14

164	Jan. 13	@ Los Angeles	0-1	Jonathan Quick
165	Jan. 16	@ Phoenix	0-1	Mike Smith
166	Feb. 3	@ Detroit	0-2	Jimmy Howard
167	Mar. 4	@ Phoenix	0-1	Mike Smith
168	Apr. 7	Anaheim	0-3	John Gibson

2014.15

169	Nov. 14	Arizona	0-5	Devan Dubnyk
170	Dec. 17	Dallas	0-2	Kari Lehtonen
171	Jan. 10	Calgary	0-1	Joni Ortio
172	Jan. 27	Anaheim	0-4	Frederik Andersen
173	Mar. 12	Los Angeles	0-4	Jonathan Quick

No shutouts were recorded by Opponents in the following seasons: 1970.71 and 1980.81.

HAT TRICKS

Player	Date	Opponent	Goaltender
--------	------	----------	------------

1970.71

Orland Kurtenbach	Dec. 12	California	Gary Smith
Rosaire Paiement (4)	Feb. 9	Buffalo	Roger Crozier
Rosaire Paiement	Feb. 16	Boston	Gerry Cheevers
Wayne Maki	Mar. 28	California	Gary Smith (1) Chris Worthy (2)

1971.72

Andre Boudrias	Jan. 22	NY Rangers	Gilles Villemure
----------------	---------	------------	------------------

1972.73

Bobby Schmautz	Nov. 17	L.A.	Gary Edwards (1) Rogie Vachon (2)
Bobby Schmautz (4)	Nov. 19	Buffalo	Dave Dryden
Don Tannahill	Dec. 26	California	Gilles Meloche
Bobby Schmautz (4)	Dec. 30	NY Islanders	Billy Smith
Andre Boudrias	Jan. 16	Toronto	Jacques Plante
Bobby Lalonde	Mar. 17	Pittsburgh	Andy Brown (2) Cam Newton (1)
Don Tannahill	Mar. 25	Toronto	Gord McRae

1973.74

Bobby Schmautz	Oct. 26	Detroit	Terry Richardson
Don Lever	Mar. 31	California	Gilles Meloche

1974.75

Chris Oddleifson	Dec. 6	Atlanta	Dan Bouchard
Don Lever	Feb. 1	Washington	Ron Low
John Gould	Feb. 21	NY Islanders	Billy Smith
Gerry O'Flaherty	Mar. 21	Atlanta	Dan Bouchard

1975.76

Ron Sedlbauer	Nov. 8	Boston	Dave Reece
John Gould	Nov. 11	Toronto	Gord McRae
Garry Monahan	Jan. 23	Minnesota	Cesare Maniago

1976.77

Rick Blight (4)	Oct. 6	Pittsburgh	Gord Laxton
-----------------	--------	------------	-------------

1977.78

Jere Gillis	Nov. 9	St. Louis	Ed Johnston
Mike Walton	Nov. 15	Cleveland	Gilles Meloche

1978.79

Ron Sedlbauer	Nov. 28	St. Louis	Phil Myre
---------------	---------	-----------	-----------

1979.80

Stan Smyl	Mar. 7	Atlanta	Pat Riggins
Ivan Boldirev	Mar. 30	Minnesota	Gilles Meloche

Player	Date	Opponent	Goaltender
--------	------	----------	------------

1980.81

Stan Smyl	Oct. 12	Quebec	Michel Dion
Stan Smyl	Dec. 19	Pittsburgh	Rob Holland (2) Greg Millen (1)
Thomas Gradin	Mar. 4	Toronto	Jim Rutherford

1981.82

Thomas Gradin	Oct. 9	Edmonton	Andy Moog
Stan Smyl	Oct. 31	Philadelphia	Pete Peeters
Thomas Gradin	Nov. 8	Winnipeg	Doug Soetaert
Ivan Boldirev	Nov. 15	Calgary	Reggie Lemelin (2) Pat Riggins (1)

Stan Smyl	Jan. 27	Buffalo	Don Edwards
Darcy Rota	Mar. 18	Montreal	Denis Herron

1982.83

Patrik Sundstrom	Dec. 9	Minnesota	Gilles Meloche (1) Don Beaupre (2)
------------------	--------	-----------	---------------------------------------

Darcy Rota	Jan. 6	Hartford	Greg Millen
Darcy Rota	Mar. 12	Buffalo	Phil Myre
Thomas Gradin	Mar. 16	Edmonton	Andy Moog

1983.84

Darcy Rota	Nov. 30	Hartford	Greg Millen
Tony Tanti	Jan. 15	Winnipeg	Greg Millen
Tiger Williams	Jan. 20	Hartford	Mike Veisor
Patrik Sundstrom	Feb. 9	Montreal	Rick Wamsley (2) Richard Sevigny (1)

1984.85

Tony Tanti	Jan. 30	Montreal	Steve Penney
------------	---------	----------	--------------

1985.86

Tony Tanti	Nov. 13	Pittsburgh	Roberto Romano
Petri Skriko	Nov. 19	Detroit	Greg Stefan
Tony Tanti	Jan. 21	New Jersey	Craig Billington

1986.87

Petri Skriko	Nov. 18	Calgary	Mike Vernon
Petri Skriko (4)	Nov. 21	NY Rangers	John Vanbiesbrouck
Petri Skriko	Nov. 26	Los Angeles	Roland Melanson
Stan Smyl	Dec. 14	Chicago	M. Bannerman (2) Bob Sauve (1)

Tony Tanti	Jan. 19	Winnipeg	D. Berthiaume (2) Steve Penney (1)
------------	---------	----------	---------------------------------------

Petri Skriko	Mar. 6	Montreal	Patrick Roy
Tony Tanti	Mar. 20	Winnipeg	Pokey Reddick
Stan Smyl	Apr. 3	Winnipeg	Pokey Reddick

HAT TRICKS

Player Date Opponent Goaltender

1987.88

Greg Adams (4) Oct. 8 St. Louis Greg Millen
Tony Tanti (4) Jan. 13 Winnipeg Steve Penney
Tony Tanti Jan. 30 Calgary Mike Vernon
Tony Tanti Mar. 13 Buffalo Tom Barrasso

1988.89

Greg Adams Oct. 12 Edmonton Grant Fuhr
Trevor Linden Nov. 17 Minnesota Jon Casey (2)
Kari Takko (1)
Trevor Linden Nov. 22 Buffalo Daren Puppa (2)
Empty Net (1)
Tom Barrasso
Tony Tanti Jan. 7 Pittsburgh Tom Barrasso
Jim Sandlak Mar. 26 Winnipeg Bob Essensa

1989.90

Rich Sutter Oct. 20 New Jersey Chris Terreri
Dan Quinn Feb. 24 Los Angeles Kelly Hrudey

1990.91

Trevor Linden Dec. 20 Edmonton Kari Takko

1991.92

Igor Larionov Nov. 3 Edmonton Bill Ranford (2)
Peter Ing (1)
Dave Babych Nov. 22 Calgary Mike Vernon
Greg Adams Dec. 4 Montreal Patrick Roy
Igor Larionov Dec. 28 San Jose Jeff Hackett

1992.93

Pavel Bure (4) Oct. 12 Winnipeg Bob Essensa
Pavel Bure Nov. 2 Calgary Jeff Reese
Cliff Ronning Apr. 15 Los Angeles Robb Stauber (2)
Kelly Hrudey (1)

1993.94

Pavel Bure Jan. 24 Edmonton Bill Ranford
Pavel Bure Mar. 11 Winnipeg Tim Cheveldae
Pavel Bure Mar. 27 Los Angeles Robb Stauber

1994.95

Pavel Bure Apr. 11 Anaheim Guy Hebert
Russ Courtall Apr. 22 Edmonton Bill Ranford

1995.96

Alex Mogilny Oct. 14 San Jose Wade Flaherty
Cliff Ronning Dec. 1 San Jose Chris Terreri
Alex Mogilny Dec. 22 Anaheim Mikhail Shtalenkov
Alex Mogilny Jan. 6 Tampa Bay Darren Puppa
Russ Courtall Mar. 6 Buffalo Dominik Hasek
Trevor Linden Mar. 9 Colorado Stephane Fiset
Markus Naslund Apr. 13 Calgary Rick Tabaracci

1996.97

Alex Mogilny Dec. 15 St. Louis Grant Fuhr
Martin Gelin Dec. 6 Detroit Chris Osgood
Martin Gelin (4) Feb. 27 Phoenix Nikolai Khabibulin

1997.98

Pavel Bure Oct. 21 Dallas Eddie Belfour
Pavel Bure Dec. 6 Colorado Patrick Roy
Pavel Bure Dec. 15 Los Angeles Frederic Chabot (1)
Stephane Fiset (2)

1998.99

Markus Naslund Dec. 4 Dallas Eddie Belfour

Player Date Opponent Goaltender

2000.01

Andrew Cassels Nov. 8 Anaheim Guy Hebert (1)
Dominic Roussel (2)
Harold Druken Dec. 8 San Jose Evgeni Nabokov (1)
Steve Shields (2)
Todd Bertuzzi Dec. 30 San Jose Evgeni Nabokov
Markus Naslund Jan. 14 Calgary Mike Vernon (1)
Fred Brathwaite (1)

2001.02

Markus Naslund Oct. 18 Toronto Curtis Joseph
Markus Naslund Jan. 28 Nashville Mike Dunham (2)
Tomas Vokoun (1)
Todd Bertuzzi Mar. 19 NY Rangers Dan Blackburn (2)
Empty Net (1)
Markus Naslund Apr. 11 Los Angeles Felix Potvin

2002.03

Markus Naslund Oct. 21 San Jose Miikka Kiprusoff (2)
Vesa Toskala (1)
Markus Naslund (4) Dec. 14 Edmonton Tommy Salo
Todd Bertuzzi Mar. 17 Dallas Ron Tugnutt

2003.04

Brendan Morrison Nov. 29 Calgary Jamie McLennan
Markus Naslund (4) Dec. 9 Pittsburgh Marc-Andre Fleury
Daniel Sedin (4) Feb. 24 Detroit Manny Legace (3)
Empty Net (1)

2004.05

Work stoppage

2005.06

Todd Bertuzzi Nov. 13 Detroit Manny Legace
Todd Bertuzzi Jan. 14 NY Islanders Rick DiPietro (2)
Wade Dubielewicz (1)

Alex Burrows

2006.07

Daniel Sedin Mar. 27 Los Angeles Mathieu Garon
Daniel Sedin Feb. 6 Edmonton Dwayne Roloson (2)
Empty Net (1)

2007.08

Markus Naslund Nov. 21 Minnesota Josh Harding

2009.10

Henrik Sedin Nov. 14 Colorado Craig Anderson (2)
Peter Budaj (1)
Daniel Sedin Dec. 10 Atlanta Ondrej Pavelec
Mason Raymond Dec. 27 Calgary Miikka Kiprusoff (2)
Curtis McElhinney (1)

Alex Burrows

Alex Burrows Jan. 5 Columbus Steve Mason (2)
Mathieu Garon (1)
Alex Burrows Jan. 7 Phoenix Ilya Bryzgalov
Mikael Samuelsson Mar. 9 Colorado Craig Anderson
Michael Grabner Apr. 2 Anaheim Curtis McElhinney
Daniel Sedin Apr. 10 Calgary Miikka Kiprusoff

2010.11

Raffi Torres Nov. 2 Edmonton Nikolai Khabibulin
Mason Raymond Dec. 1 Calgary Miikka Kiprusoff
Ryan Kesler Dec. 15 Columbus Mathieu Garon
Ryan Kesler Jan. 7 Edmonton Nikolai Khabibulin
Ryan Kesler Apr. 7 Minnesota Niklas Backstrom

2011.12

Daniel Sedin Dec. 6 Colorado Semyon Varlamov

2014.15

Jannik Hansen Nov. 23 Chicago Corey Crawford
Shawn Matthias Feb. 13 Boston Tuukka Rask

No hat tricks were recorded in the following seasons: 1999.00, 2008.09, 2012.13, 2013.14

ALL-TIME TEAM RECORDS

SEASON

POINTS

Most Overall	117	2010.11
Most Home	63	2009.10
Most Road	58	2010.11
Fewest Overall	48	1971.72, 1994.95
Fewest Home	32	1976.77
	26	1994.95*
Fewest Road	15	1971.72, 1972.73

WINS

Most Overall	54	2010.11
Most Home	30	2009.10
Most Road	27	2010.11
Fewest Overall	20	1971.72, 1977.78
	18	1994.95*
Fewest Home	13	1976.77, 1977.78, 1989.90
	10	1994.95*
Fewest Road	5	1972.73

LOSSES

Most Overall	50	1971.72
Most Home	22	1997.98
Most Road	30	1971.72
Fewest	24	2002.03
	18	1994.95*
Fewest Home	6	1981.82
Fewest Road	10	1994.95*, 2002.03, 2010.11
	9	2012.13*

TIES

Most Overall	20	1980.81
Most Home	12	1977.78, 1981.82
Fewest Overall	3	1993.94
Fewest Home	3	1993.94

OVERTIME

Most Games	28	1999.00
Most Wins	12	2006.07
Most Losses	9	1999.00

SHOOTOUT

Most Games	15	2011.12
Most Wins	8	2011.12
Most Losses	9	2007.08

GOALS

Most For	346	1992.93
Fewest For	191	2013.14
	127	2012.13*
Most Against	401	1984.85
Fewest Against	185	2010.11
	121	2012.13*

POWER PLAY GOALS

Most For	90	1982.83, 1983.84
Fewest For	39	2013.14*
Most Against	89	1984.85
Fewest Against	38	2014.15
	27	2012.13*

SHORTHANDED GOALS

Most For	19	1997.98
Fewest For	1	1978.79
Most Against	18	1987.88
Fewest Against	2	2014.15
	2	2012.13*

SHUTOUTS

Most	10	2008.09
Fewest	0	1970.71, 1984.85, 1989.90, 2005.06
Most Against	12	1971.72
Fewest Against	0	1970.71

PENALTIES (IN MINUTES)

Most For	2,326	1992.93
Fewest For	892	2014.15
	609	2012.13*

HAT TRICKS

Most	8	2009.10
	Alex Burrows (2), Michael Grabner, Mason Raymond, Mikael Samuelsson, Daniel Sedin (2), Henrik Sedin	
	8	1986.87
	Petri Skriko (4), Stan Smyl (2), Tony Tanti (2)	

20-GOAL SCORERS

Most	8	1980.81
	Dave Williams (35), Bobby Schmautz (27), Ivan Boldirev (26), Curt Fraser (25), Darcy Rota (25), Stan Smyl (25), Per-Olov Brasar (22), Thomas Gradin (21)	
	8	1984.85
	Tony Tanti (39), Stan Smyl (27), Patrik Sundstrom (25), Peter McNab (23), Thomas Gradin (22), Moe Lemay (21), Cam Neely (21), Petri Skriko (21)	

30-GOAL SCORERS

Most	4	1992.93
	Pavel Bure (60), Petr Nedved (38), Trevor Linden (33), Geoff Courtall (31)	

80-POINT SCORERS

Most	3	1982.83
	Stan Smyl (88), Thomas Gradin (86), Darcy Rota (81)	

LONGEST WIN STREAK

Overall	10	Nov. 9-30/02
Home	11	Feb. 3-Mar. 19/09
Road	9	Mar. 5-29/11

LONGEST UNDEFEATED STREAK

Overall	14	Jan. 26-Feb. 25/03 (10-0-4-0)
Home	18	Nov. 4/92-Jan. 16/93 (16-0-2-0)
Road	9	Feb. 4-Mar. 3/03 (6-0-3-0)

LONGEST LOSING STREAK

Overall	10	Oct. 23-Nov. 11/97
Home	6	Dec. 18/70-Jan. 20/71
Road	12	Nov. 28/81-Feb. 6/82

LONGEST WINLESS STREAK

Overall	13	Nov. 9-Dec. 7/73 (0-10-3)
Home	11	Dec. 18/70-Feb. 6/71 (0-10-1)
Road	20	Jan. 2-Apr. 2/86 (0-14-6)

SHUTOUTS

Longest Sequence		242:36
	Nov. 4/08 vs NSH – Nov. 12/08 vs COL	
Longest Sequence, Against		223:10
	Jan. 4/84 vs LA – Jan. 13/84 vs WSH	

*Reduced Season.

GAME

MOST GOALS

For	11	Mar. 28/71 – CAL 5 @ VAN 11
	11	Nov. 25/86 – LA 5 @ VAN 11
	11	Mar. 1/92 – CGY 0 @ VAN 11
Against	13	Oct. 18/84 – VAN 2 @ PHI 13
	13	Nov. 8/85 – VAN 0 @ EDM 13
Both Teams	19	Oct. 7/83 – MIN 9 @ VAN 10

LARGEST MARGIN OF

Victory	11	Mar. 1/92 – CGY 0 @ VAN 11
Defeat	13	Nov. 8/85 – VAN 0 @ EDM 13

TIE GAMES

Highest Score	7-7	Four times – most recent: Oct. 12/95 @ LA
Scoreless	0-0	Oct. 27/71 @ TOR
		Dec. 18/97 @ SJ
		Feb. 8/01 vs SJ

ALL-TIME TEAM RECORDS

POWER PLAY GOALS

Most For	6	Oct. 7/83 vs MIN Mar. 1/92 vs CGY
Most Against	6	Twice Jan. 15/14 @ ANA Nov. 29/84 @ LA
Most, Both Teams	10	Oct. 7/83 – VAN 6, MIN 4

PENALTY MINUTES

Most For	155	Feb. 22/80 vs PHI
Most, Opponent	189	Feb. 22/80 vs PHI
Most, Two Teams	344	Feb. 22/80 vs PHI
Fewest, Two Teams	0	Mar. 13/76 vs NYR

SHOTS ON GOAL

Most For	62	Jan. 31/91 vs NYR
Most Against	60	Feb. 25/71 @ BOS
Most, Two Teams	96	Jan. 31/91 vs NYR
Fewest For	8	Dec. 18/96 vs NJ
Fewest Against	10	Apr. 4/75 vs MIN
Fewest, Two Teams	33	Three times Jan. 10/99 vs DAL Feb. 28/99 vs BUF Mar. 23/13 @ LA

Widest Margin	34	Feb. 20/76 – VAN 50, MIN 16 Nov. 18/80 – VAN 57, WPG 23
---------------	----	--

WIDEST MARGIN (SHOTS)

By Opponent	39	Oct. 18/84 – PHI 58, VAN 19
-------------	----	-----------------------------

PERIOD

GOALS

Most For	6	Twice Jan. 21/06, 1st, vs MTL Jan. 16/87, 1st vs CGY
Most For, Both Teams	10	Twice Jan. 8/76 (3rd, BUF 6, VAN 4) Jan. 16/87 (1st, VAN 6, CGY 4)
Most Against	7	Oct. 19/83 (3rd vs EDM) Nov. 8/85 (3rd @ EDM)

POWER PLAY GOALS

Most For	4	2nd period, Dec. 14/02 @ EDM
Most Against	3	16 times (most recent Mar. 10/14, 3rd, vs NYI)

PENALTY MINUTES

Most For	138	Feb. 22/80 (3rd vs PHI)
Most By Opponent	164	Feb. 22/80 (3rd vs PHI)
Most, Both Teams	302	Feb. 22/80 (3rd vs PHI)

SHOTS ON GOAL

Most For	28	Jan. 31/91 (3rd vs NYR)
Most By Opponent	28	Feb. 25/71 (3rd @ BOS)
Most, Both Teams	43	Feb. 25/71 (3rd, BOS 28 VAN 15)
Fewest	0	Four times (most recent Oct. 21/07, 2nd, @ CBJ)
Fewest By Opponent	0	Three times (most recent Mar. 31/11, 3rd, vs LA)
Fewest, Both Teams	4	3rd, Feb. 1/99 (3rd vs OTT)
Widest Margin	24	Mar. 2/92 (3rd, VAN 27 vs STL 3)
Widest Margin, Opp.	23	Dec. 13/84 (3rd vs MTL)

SHOTS ON GOAL IN OVERTIME

Most For	8	Jan. 24/12 vs EDM Nov. 24/08 vs DET
Most, Opponent	8	Dec. 20/89 @ CGY
Most, Both Teams	13	Mar. 5/13 (VAN 5 vs SJ 8)
Widest Margin	8	Nov. 24/08 (VAN 8 DET 0)
Widest Margin, Opp.	8	Dec. 20/89 (CGY 8 VAN 0)

FASTEST TWO GOALS

Canucks	:06	Feb. 6/92 – 2nd vs NYI (Greg Adams 8:51, Cliff Ronning 8:57)
Opponent	:07	Oct. 19/76 – 1st @ NYI (Bob Nystrom 8:34 and 8:41) Mar. 3/90 – 1st @ CGY (Joe Mullen 3:17, Doug Gilmour 3:24)
Both Teams	:04	Oct. 24/95 – 1st @ NYR (Pat Verbeek 9:29, Niklas Sundstrom 9:36) Mar. 17/85 (3rd vs CHI) (Stan Smyl 19:06, Ed Olczyk 19:10)

FASTEST THREE GOALS

Canucks	:48	Apr. 13/93 (1st vs LA) (Ryan Walter 8:55, Sergio Momesso, 9:29, Trevor Linden, 9:43)
Opponent	:20	Feb. 25/71 (3rd @ BOS) (John Bucyk 4:50, Ed Westfall 5:02, Ted Green 5:10)
Both Teams	:30	Feb. 14/88 (1st @ EDM) (Craig MacTavish 3:07, Tony Tanti 3:19, Mark Messier 3:37)

FASTEST FOUR GOALS

Canucks	1:23	Nov. 26/80 – 3rd @ PIT (Gerry Minor 2:07, Curt Fraser 2:34, Stan Smyl 3:05, Bobby Schumatz 3:30)
Opponent	1:39	Mar. 8/04 – 1st vs COL (Steve Konowalchuk 14:40, Joe Sakic 15:09, Darby Hendrickson 15:31, Steve Moore 16:19)
Both Teams	1:17	Nov. 26/80 – 3rd @ PIT (Curt Fraser 2:34, Stan Smyl 3:05, Bobby Schumatz 3:30, Rick Kehoe 3:51)

FASTEST OPENING GOAL

Canucks	:06	Mar. 16/13 @ DET (Alex Burrows)
Opponent	:07	Dec. 17/78 @ BUF (Danny Gare)

FASTEST GOAL TO START A PERIOD

Canucks	:06	Jan. 18/86 – 2nd @ LA (Steve Tambellini)
Opposition	:06	Mar. 9/06 – Overtime vs NSH (David Legwand)

CAREER LEADERS

Seasons	16	Trevor Linden
Games	1,140	Trevor Linden
Goals	346	Markus Naslund
Assists	704	Henrik Sedin
Points	915	Henrik Sedin
Penalty Minutes	2,127	Gino Odjick
Power Play Goals	115	Daniel Sedin
Shorthanded Goals	24	Pavel Bure
Game-Winning Goals	72	Daniel Sedin
Hat Tricks	10	Markus Naslund, Tony Tanti
Games, Goaltender	516	Kirk McLean
Wins, Goaltender	252	Roberto Luongo
Shutouts	38	Roberto Luongo

CONSECUTIVE GAMES PLAYED

679	Henrik Sedin	Mar. 21/04 – Jan. 18/14
534	Brendan Morrison	Mar. 16/00 to Dec. 10/07
482	Trevor Linden	Oct. 4/90 to Dec. 7/96

CONSECUTIVE 20-GOAL SEASONS

9	Markus Naslund
---	----------------

CONSECUTIVE 30-GOAL SEASONS

5	Trevor Linden, Markus Naslund, Tony Tanti
---	---

ALL-TIME INDIVIDUAL SEASON RECORDS

SEASON

MOST GOALS

Most	60	Pavel Bure	1992.93
		Pavel Bure	1993.94
Left Wing	48	Markus Naslund	2002.03
Right Wing	60	Pavel Bure	1992.93
		Pavel Bure	1993.94
Centre	41	Ryan Kesler	2010.11
Defenceman	23	Adrian Aucoin	1998.99
Rookie	34	Pavel Bure	1991.92
Power Play	25	Pavel Bure	1993.94
		Todd Bertuzzi	2002.03
PP, Defenceman	18	Adrian Aucoin	1998.99
Shorthanded	7	Pavel Bure	1992.93
Game-winning	12	Markus Naslund	2002.03

MOST ASSISTS

Most	83	Henrik Sedin	2009.10
Left Wing	63	Daniel Sedin	2010.11
Right Wing	52	Alex Mogilny	1995.96
Centre	83	Henrik Sedin	2009.10
Defenceman	55	Dennis Kearns	1976.77
Rookie	42	Dale Tallon	1970.71

MOST POINTS

Most	112	Henrik Sedin	2009.10
Left Wing	110	Daniel Sedin	2010.11
		Markus Naslund	2002.03
Right Wing	104	Pavel Bure	1992.93
Centre	112	Henrik Sedin	2009.10
Defenceman	63	Doug Lidster	1986.87
Rookie	60	Ivan Hlinka	1981.82
		Pavel Bure	1991.92

GOALTENDING

Most Games	76	Roberto Luongo	2006.07
Most Wins	47	Roberto Luongo	2006.07
Most Shutouts	10	Roberto Luongo	2008.09

MISCELLANEOUS

PIM	372	Donald Brashear	1997.98
Hat Tricks	4	Petri Skriko	1986.87
Shots	407	Pavel Bure	1992.93

LONGEST GOAL-SCORING STREAK

8 games	Pavel Bure	11 goals	Mar. 8-25/94
---------	------------	----------	--------------

LONGEST ASSIST-SCORING STREAK

11 games	Daniel Sedin	17 assists	Feb. 12-Mar. 16/10
	Dennis Kearns	19 assists	Feb. 27-Mar. 20/77

LONGEST POINT-SCORING STREAK

15 games	Petr Nedved	24 points	Nov. 19-Dec. 27/92
	Todd Bertuzzi	19 points	Jan. 3-Feb. 4/02

LONGEST WINNING STREAK

9 games	Dan Cloutier	Nov. 9-30/02	
8 games	Roberto Luongo	Feb. 3-21/09*	

LONGEST UNDEFEATED STREAK

21 games	Roberto Luongo	Dec. 8/10-Feb. 12/11	16-0-5
----------	----------------	----------------------	--------

GAME

MOST GOALS

4	Rosaire Paiement	Feb. 9/71	vs	BUF
	Bobby Schmutz	Nov. 19/72	vs	BUF
	Bobby Schmutz	Dec. 30/72	vs	NYI
	Rick Blight	Oct. 6/76	@	PIT
	Petri Skriko	Nov. 21/86	vs	NYR
	Greg Adams	Oct. 8/87	vs	STL
	Tony Tanti	Jan. 13/88	vs	WPG
	Pavel Bure	Oct. 12/92	vs	WPG
	Martin Gelinas	Feb. 27/97	vs	PHX
	Markus Naslund	Dec. 14/02	@	EDM
	Markus Naslund	Dec. 9/03	vs	PIT
	Daniel Sedin	Feb. 24/04	vs	DET

MOST ASSISTS

6	Patrik Sundstrom	Feb. 29/84	@	PIT
---	------------------	------------	---	-----

MOST POINTS

7	Patrik Sundstrom	Feb. 29/84	@	PIT
---	------------------	------------	---	-----

MOST PENALTY MINUTES

47	Gino Odjick	Nov. 12/92	@	LA
----	-------------	------------	---	----

MOST POWER PLAY GOALS

3	Rick Blight	Oct. 6/76	@	PIT
---	-------------	-----------	---	-----

MOST SHORTHANDED GOALS

2	Chris Oddleifson	Jan. 24/76	vs	TOR
	Stan Smyl	Jan. 25/85	vs	WPG
	Petri Skriko	Nov. 18/86	vs	CGY
	Pavel Bure	Oct. 12/92	vs	WPG

MOST SHOTS

13	Pavel Bure	Apr. 7/93	vs	EDM
	Russ Courttnall	Mar. 6/96	vs	BUF
	Trevor Linden	Mar. 9/96	vs	COL

PERIOD

MOST GOALS

3	Bobby Schmutz	Nov. 19/72	vs	BUF, 2nd
	Rick Blight	Oct. 6/76	@	PIT, 2nd
	Tony Tanti	Jan. 7/89	@	PIT, 2nd
	Igor Larionov	Dec. 28/91	@	SJ, 2nd
	Pavel Bure	Oct. 12/92	vs	WPG, 2nd
	Cliff Ronning	Apr. 15/93	@	LA, 3rd
	Alex Mogilny	Dec. 22/95	@	ANA, 3rd
	Russ Courttnall	Mar. 6/96	vs	BUF, 2nd
	Trevor Linden	Mar. 9/96	vs	COL, 2nd
	Andrew Cassels	Nov. 8/00	@	ANA, 2nd
	Markus Naslund	Apr. 11/02	vs	LA, 3rd
	Markus Naslund	Oct. 21/02	@	SJ, 2nd

MOST ASSISTS

3	35 Times, several players, most recent			
	Henrik Sedin	Feb. 18/12	vs	TOR, 2nd

MOST POINTS

5	Cliff Ronning	Apr. 15/93	@	LA, 3rd
---	---------------	------------	---	---------

MOST PIM

47	Gino Odjick	Nov. 12/92	@	LA, 3rd
----	-------------	------------	---	---------

FASTEST TWO GOALS

:09	Gerry O'Flaherty	Mar. 15/74	vs	ATL, 3rd
	(scored at 17:48,17:57)			

FASTEST THREE GOALS

2:55	Alex Mogilny	Dec. 22/95	@	ANA, 3rd
	(scored at 16:45, 19:26, 19:40)			

FASTEST TWO SHORTHANDED GOALS

1:11	Petri Skriko	Nov. 18/86	vs	CGY, 2nd
	(scored at 13:21, 14:32)			

*Streak includes OT/SO games





PLAYOFFS

ALL-TIME PLAYOFF OPPONENTS

ALL-TIME PLAYOFF OPPONENTS

Team	Series	W	L	GP	W	L	GF	GA	PCT.	LAST MTG.	RD.	RESULT
Anaheim	1	0	1	5	1	4	8	14	.200	2007	CSF	1-4 L
Arizona (WPG)	2	2	0	13	8	5	50	34	.615	1993	DSF	4-2 W
Boston	1	0	1	7	3	4	8	23	.429	2011	F	3-4 L
Buffalo	2	0	2	7	1	6	14	28	.143	1981	PRE	0-3 L
Calgary	7	2	5	38	17	21	110	119	.447	2015	CQF	2-4 L
Chicago	5	2	3	28	12	16	77	92	.429	2011	CQF	4-3 W
Colorado	2	0	2	10	2	8	26	40	.200	2001	CQF	0-4 L
Dallas	2	2	0	12	8	4	31	23	.667	2007	CQF	4-3 W
Detroit	1	0	1	6	2	4	16	22	.333	2002	CQF	2-4 L
Edmonton	2	0	2	9	2	7	20	35	.222	1992	DF	2-4 L
Los Angeles	5	2	3	28	13	15	93	96	.464	2012	CQF	1-4 L
Minnesota	1	0	1	7	3	4	17	26	.429	2003	CSF	3-4 L
Montreal	1	0	1	5	1	4	9	20	.200	1975	QF	1-4 L
Nashville	1	1	0	6	4	2	14	11	.667	2011	CSF	4-2 W
NY Islanders	2	0	2	6	0	6	14	26	.000	1982	F	0-4 L
NY Rangers	1	0	1	7	3	4	19	21	.429	1994	F	3-4 L
Philadelphia	1	0	1	3	1	2	9	15	.333	1979	PRE	1-2 L
San Jose	2	1	1	9	4	5	28	28	.444	2013	CQF	0-4 L
St. Louis	3	3	0	18	12	6	55	53	.667	2009	CQF	4-0 W
Toronto	1	1	0	5	4	1	16	9	.800	1994	CF	4-1 W
TOTALS	43	16	27	229	101	128	634	735	.441			

HOME

Team	GP	W	L	GF	GA
Anaheim	2	0	2	4	6
Arizona (WPG)	7	5	2	28	15
Boston	4	3	1	5	6
Buffalo	3	1	2	9	12
Calgary	19	10	9	57	50
Chicago	14	6	8	39	52
Colorado	5	1	4	10	19
Dallas	7	4	3	18	15
Detroit	3	0	3	7	13
Edmonton	4	2	2	12	12
Los Angeles	15	6	9	43	47
Minnesota	4	1	3	10	17
Montreal	2	0	2	1	8
Nashville	3	1	2	5	6
NY Islanders	3	0	3	2	9
NY Rangers	3	1	2	7	10
Philadelphia	1	0	1	4	6
San Jose	5	3	2	16	13
St. Louis	9	6	3	26	26
Toronto	3	3	0	10	3
TOTALS	116	53	63	313	345

ROAD

Team	GP	W	L	GF	GA
Anaheim	3	1	2	4	8
Arizona (WPG)	6	3	3	22	19
Boston	3	0	3	3	17
Buffalo	4	0	4	5	16
Calgary	19	7	12	53	69
Chicago	14	6	8	38	40
Colorado	5	1	4	16	21
Dallas	5	4	1	13	8
Detroit	3	2	1	9	9
Edmonton	5	0	5	8	23
Los Angeles	13	7	6	51	49
Minnesota	3	2	1	7	9
Montreal	3	1	2	8	12
Nashville	3	3	0	9	5
NY Islanders	3	0	3	13	17
NY Rangers	4	2	2	12	11
Philadelphia	2	1	1	5	9
San Jose	4	1	3	12	15
St. Louis	9	6	3	29	27
Toronto	2	1	1	6	6
TOTALS	113	48	65	323	390

ALL-TIME PLAYOFF OVERTIME

OVERALL Wins 26 Losses 28 **HOME** Wins 11 Losses 14 **ROAD** Wins 15 Losses 14

Date	Opponent	Scorer	Time	W-L	Score	Date	Opponent	Scorer	Time	W-L	Score
Apr. 27/75	@ Montreal	Guy Lafleur	17:06	L	5-4	May 11/93	Los Angeles	Gary Shuchuk	26:31	L	4-3
Apr. 8/81	@ Buffalo	Al Haworth	5:00	L	3-2	Apr. 26/94	@ Calgary	Geoff Courtnall	7:15	W	2-1
Apr. 8/82	Calgary	Dave Williams	14:20	W	2-1	Apr. 28/94	Calgary	Trevor Linden	16:43	W	3-2
Apr. 16/82	Los Angeles	Steve Bozek	4:33	L	3-2	Apr. 30/94	@ Calgary	Pavel Bure	22:20	W	4-3
Apr. 18/82	@ Los Angeles	Colin Campbell	1:23	W	4-3	May 8/94	Dallas	Sergio Momesso	11:01	W	2-1
Apr. 27/82	@ Chicago	Jim Nill	28:58	W	2-1	May 16/94	@ Toronto	Peter Zezel	16:55	L	3-2
May 8/82	@ NY Islanders	Mike Bossy	19:58	L	6-5	May 24/94	Toronto	Greg Adams	20:14	W	4-3
Apr. 6/83	@ Calgary	Eddy Beers	12:27	L	4-3	May 31/94	@ NY Rangers	Greg Adams	19:26	W	3-2
Apr. 10/83	Calgary	Greg Meredith	1:06	L	4-3	May 15/95	@ St. Louis	Cliff Ronning	1:48	W	6-5
Apr. 5/89	@ Calgary	Paul Reinhart	2:47	W	4-3	May 21/95	@ Chicago	Joe Murphy	9:04	L	2-1
Apr. 15/89	@ Calgary	Joel Otto	19:21	L	4-3	May 25/95	Chicago	Chris Chelios	6:22	L	3-2
Apr. 6/91	@ Los Angeles	Wayne Gretzky	11:08	L	3-2	May 27/95	Chicago	Chris Chelios	5:35	L	4-3
Apr. 8/91	Los Angeles	Cliff Ronning	3:12	W	2-1	Apr. 25/96	@ Colorado	Joe Sakic	0:51	L	5-4
May 3/92	Edmonton	Joe Murphy	8:36	L	4-3	Apr. 16/01	@ Vancouver	Peter Forsberg	2:50	L	4-3
Apr. 27/93	Winnipeg	Teemu Selanne	6:18	L	4-3	Apr. 17/02	@ Detroit	Henrik Sedin	13:59	W	4-3
Apr. 29/93	@ Winnipeg	Greg Adams	4:30	W	4-3	Apr. 25/03	@ Minnesota	Trent Klatt	3:42	W	4-3

ALL-TIME PLAYOFF RESULTS

Date	Opponent	Scorer	Time	W-L	Score
May 2/03	@ Minnesota	Brent Sopel	15:52	W	3-2
Apr. 17/04	@ Calgary	Brendan Morrison	42:28	W	5-4
Apr. 19/04	Calgary	Martin Gelinas	1:25	L	3-2
Apr. 11/07	Dallas	Henrik Sedin	78:06	W	5-4
Apr. 15/07	@ Dallas	Taylor Pyatt	7:47	W	2-1
Apr. 19/07	Dallas	Brenden Morrow	6:22	L	0-1
Apr. 27/07	@ Anaheim	Jeff Cowan	27:49	W	2-1
May 1/07	Anaheim	Travis Moen	2:07	L	2-3
May 3/07	@ Anaheim	Scott Niedermayer	24:30	L	1-2
Apr. 21/09	@ St. Louis	Alex Burrows	19:41	W	3-2
May 7/09	@ Chicago	Andrew Ladd	2:52	L	1-2

Date	Opponent	Scorer	Time	W-L	Score
Apr. 15/10	Los Angeles	Mikael Samuelsson	8:52	W	3-2
Apr. 17/10	Los Angeles	Anze Kopitar	7:28	L	2-3
Apr. 24/11	@ Chicago	Ben Smith	15:30	L	3-4
Apr. 26/11	Chicago	Alex Burrows	5:22	W	2-1
Apr. 30/11	Nashville	Matt Halischuk	34:51	L	1-2
May 3/11	@ Nashville	Ryan Kesler	10:45	W	3-2
May 24/11	San Jose	Kevin Bielska	30:18	W	3-2
Jun. 4/11	Boston	Alex Burrows	0:11	W	3-2
Apr. 22/12	Los Angeles	Jarret Stoll	4:27	L	1-2
May 3/13	San Jose	Raffi Torres	5:31	L	2-3
May 7/13	@ San Jose	Patrick Marleau	13:18	L	3-4

ALL-TIME PLAYOFF SERIES

1975 QUARTER-FINAL

Montreal win 4-1

Apr. 13	Vancouver	2	@ Montreal	6	L
Apr. 15	Vancouver	2	@ Montreal	1	W
Apr. 17	Montreal	4	@ Vancouver	1	L
Apr. 19	Montreal	4	@ Vancouver	0	L
Apr. 22	Vancouver	4	@ Montreal	5 OT	L

1976 PRELIMINARY ROUND

NY Islanders win 2-0

Apr. 6	Vancouver	3	@ NY Islanders	5	L
Apr. 8	NY Islanders	3	@ Vancouver	1	L

1979 PRELIMINARY ROUND

Philadelphia win 2-1

Apr. 10	Vancouver	3	@ Philadelphia	2	W
Apr. 12	Philadelphia	6	@ Vancouver	4	L
Apr. 14	Vancouver	2	@ Philadelphia	7	L

1980 PRELIMINARY ROUND

Buffalo win 3-1

Apr. 8	Vancouver	1	@ Buffalo	2	L
Apr. 9	Vancouver	0	@ Buffalo	6	L
Apr. 11	Buffalo	4	@ Vancouver	5	W
Apr. 12	Buffalo	3	@ Vancouver	1	L

1981 PRELIMINARY ROUND

Buffalo win 3-0

Apr. 8	Vancouver	2	@ Buffalo	3 OT	L
Apr. 9	Vancouver	2	@ Buffalo	5	L
Apr. 11	Buffalo	5	@ Vancouver	3	L

1982 SMYTHE DIVISION SEMI-FINAL

Vancouver win 3-0

Apr. 7	Calgary	3	@ Vancouver	5	W
Apr. 8	Calgary	1	@ Vancouver	2 OT	W
Apr. 10	Vancouver	3	@ Calgary	1	W

1982 SMYTHE DIVISION FINAL

Vancouver win 4-1

Apr. 15	Los Angeles	2	@ Vancouver	3	W
Apr. 16	Los Angeles	3	@ Vancouver	2 OT	L
Apr. 18	Vancouver	4	@ Los Angeles	3 OT	W
Apr. 19	Vancouver	5	@ Los Angeles	4	W
Apr. 21	Los Angeles	2	@ Vancouver	5	W

1982 CAMPBELL CONFERENCE CHAMPIONSHIP

Vancouver win 4-1

Apr. 27	Vancouver	2	@ Chicago	1 OT	W
Apr. 29	Vancouver	1	@ Chicago	4	L
May 1	Chicago	3	@ Vancouver	4	W
May 4	Chicago	3	@ Vancouver	5	W
May 6	Vancouver	6	@ Chicago	2	W

1982 STANLEY CUP CHAMPIONSHIP

NY Islanders win 4-0

May 8	Vancouver	5	@ NY Islanders	6 OT	L
May 11	Vancouver	5	@ NY Islanders	6	L
May 13	NY Islanders	3	@ Vancouver	0	L
May 16	NY Islanders	3	@ Vancouver	1	L

1983 SMYTHE DIVISION SEMI-FINAL

Calgary win 3-1

Apr. 6	Vancouver	3	@ Calgary	4 OT	L
Apr. 7	Vancouver	3	@ Calgary	5	L
Apr. 9	Calgary	4	@ Vancouver	5	W
Apr. 10	Calgary	4	@ Vancouver	3 OT	L

1984 SMYTHE DIVISION SEMI-FINAL

Calgary win 3-1

Apr. 4	Vancouver	3	@ Calgary	5	L
Apr. 5	Vancouver	2	@ Calgary	4	L
Apr. 7	Calgary	0	@ Vancouver	7	W
Apr. 8	Calgary	5	@ Vancouver	1	L

1986 SMYTHE DIVISION SEMI-FINAL

Edmonton win 3-0

Apr. 9	Vancouver	3	@ Edmonton	7	L
Apr. 10	Vancouver	1	@ Edmonton	5	L
Apr. 12	Edmonton	5	@ Vancouver	1	L

1989 SMYTHE DIVISION SEMI-FINAL

Calgary win 4-3

Apr. 5	Vancouver	4	@ Calgary	3 OT	W
Apr. 6	Vancouver	2	@ Calgary	5	L
Apr. 8	Calgary	4	@ Vancouver	0	L
Apr. 9	Calgary	3	@ Vancouver	5	W
Apr. 11	Vancouver	0	@ Calgary	4	L
Apr. 13	Calgary	3	@ Vancouver	6	W
Apr. 15	Vancouver	3	@ Calgary	4 OT	L

1991 SMYTHE DIVISION SEMI-FINAL

Los Angeles win 4-2

Apr. 4	Vancouver	6	@ Los Angeles	5	W
Apr. 6	Vancouver	2	@ Los Angeles	3 OT	L
Apr. 8	Los Angeles	1	@ Vancouver	2 OT	W
Apr. 10	Los Angeles	6	@ Vancouver	1	L
Apr. 12	Vancouver	4	@ Los Angeles	7	L
Apr. 14	Los Angeles	4	@ Vancouver	1	L

1992 SMYTHE DIVISION SEMI-FINAL

Vancouver win 4-3

Apr. 18	Winnipeg	3	@ Vancouver	2	L
Apr. 20	Winnipeg	2	@ Vancouver	3	W
Apr. 22	Vancouver	2	@ Winnipeg	4	L
Apr. 24	Vancouver	1	@ Winnipeg	3	L
Apr. 26	Winnipeg	2	@ Vancouver	8	W
Apr. 28	Vancouver	8	@ Winnipeg	3	W
Apr. 30	Winnipeg	0	@ Vancouver	5	W

1992 SMYTHE DIVISION FINAL

Edmonton win 4-2

May 3	Edmonton	4	@ Vancouver	3 OT	L
May 4	Edmonton	0	@ Vancouver	4	W
May 6	Vancouver	2	@ Edmonton	5	L
May 8	Vancouver	2	@ Edmonton	3	L
May 10	Edmonton	3	@ Vancouver	4	W
May 12	Vancouver	0	@ Edmonton	3	L

ALL-TIME PLAYOFF RESULTS

1993 SMYTHE DIVISION SEMI-FINAL

Vancouver win 4-2

Apr. 19	Winnipeg	2	@ Vancouver	4	W
Apr. 21	Winnipeg	2	@ Vancouver	3	W
Apr. 23	Vancouver	4	@ Winnipeg	5	L
Apr. 25	Vancouver	3	@ Winnipeg	1	W
Apr. 27	Winnipeg	4	@ Vancouver	3 OT	L
Apr. 29	Vancouver	4	@ Winnipeg	3 OT	W

1993 SMYTHE DIVISION FINAL

Los Angeles win 4-2

May 2	Los Angeles	2	@ Vancouver	5	W
May 5	Los Angeles	6	@ Vancouver	3	L
May 7	Vancouver	4	@ Los Angeles	7	L
May 9	Vancouver	7	@ Los Angeles	2	W
May 11	Los Angeles	4	@ Vancouver	3 OT	L
May 13	Vancouver	3	@ Los Angeles	5	L

1994 WESTERN CONFERENCE QUARTER-FINAL

Vancouver win 4-3

Apr. 18	Vancouver	5	@ Calgary	0	W
Apr. 20	Vancouver	5	@ Calgary	7	L
Apr. 22	Calgary	4	@ Vancouver	2	L
Apr. 24	Calgary	3	@ Vancouver	2	L
Apr. 26	Vancouver	2	@ Calgary	1 OT	W
Apr. 28	Calgary	2	@ Vancouver	3 OT	W
Apr. 30	Vancouver	4	@ Calgary	3 OT	W

1994 WESTERN CONFERENCE SEMI-FINAL

Vancouver win 4-1

May 2	Vancouver	6	@ Dallas	4	W
May 4	Vancouver	3	@ Dallas	0	W
May 6	Dallas	4	@ Vancouver	3	L
May 8	Dallas	1	@ Vancouver	2 OT	W
May 10	Dallas	2	@ Vancouver	4	W

1994 WESTERN CONFERENCE FINAL

Vancouver win 4-1

May 16	Vancouver	2	@ Toronto	3 OT	L
May 18	Vancouver	4	@ Toronto	3	W
May 20	Toronto	0	@ Vancouver	4	W
May 22	Toronto	0	@ Vancouver	2	W
May 24	Toronto	3	@ Vancouver	4 OT	W

1994 STANLEY CUP FINAL

NY Rangers win 4-3

May 31	Vancouver	3	@ NY Rangers	2 OT	W
June 2	Vancouver	1	@ NY Rangers	3	L
June 4	NY Rangers	5	@ Vancouver	1	L
June 7	NY Rangers	4	@ Vancouver	2	L
June 9	Vancouver	6	@ NY Rangers	3	W
June 11	NY Rangers	1	@ Vancouver	4	W
June 14	Vancouver	2	@ NY Rangers	3	L

1995 WESTERN CONFERENCE QUARTER-FINAL

Vancouver win 4-3

May 7	Vancouver	1	@ St. Louis	2	L
May 9	Vancouver	5	@ St. Louis	3	W
May 11	St. Louis	1	@ Vancouver	6	W
May 13	St. Louis	5	@ Vancouver	2	L
May 15	Vancouver	6	@ St. Louis	5 OT	W
May 17	St. Louis	8	@ Vancouver	2	L
May 19	Vancouver	5	@ St. Louis	3	W

1995 WESTERN CONFERENCE SEMI-FINAL

Chicago win 4-0

May 21	Vancouver	1	@ Chicago	2 OT	L
May 23	Vancouver	0	@ Chicago	2	L
May 25	Chicago	3	@ Vancouver	2 OT	L
May 27	Chicago	4	@ Vancouver	3 OT	L

1996 WESTERN CONFERENCE QUARTER-FINAL

Colorado win 4-2

Apr. 16	Vancouver	2	@ Colorado	5	L
Apr. 18	Vancouver	5	@ Colorado	4	W
Apr. 20	Colorado	4	@ Vancouver	0	L
Apr. 22	Colorado	3	@ Vancouver	4	W
Apr. 25	Vancouver	4	@ Colorado	5 OT	L
Apr. 27	Colorado	3	@ Vancouver	2	L

2001 WESTERN CONFERENCE QUARTER-FINAL

Colorado win 4-0

Apr. 12	Vancouver	4	@ Colorado	5	L
Apr. 14	Vancouver	1	@ Colorado	2	L
Apr. 16	Colorado	4	@ Vancouver	3 OT	L
Apr. 18	Colorado	5	@ Vancouver	1	L

2002 WESTERN CONFERENCE QUARTER-FINAL

Detroit win 4-2

Apr. 17	Vancouver	4	@ Detroit	3 OT	W
Apr. 19	Vancouver	5	@ Detroit	2	W
Apr. 21	Detroit	3	@ Vancouver	1	L
Apr. 23	Detroit	4	@ Vancouver	2	L
Apr. 25	Vancouver	0	@ Detroit	4	L
Apr. 27	Detroit	6	@ Vancouver	4	L

2003 WESTERN CONFERENCE QUARTER-FINAL

Vancouver win 4-3

Apr. 10	St. Louis	6	@ Vancouver	0	L
Apr. 12	St. Louis	1	@ Vancouver	2	W
Apr. 14	Vancouver	1	@ St. Louis	3	L
Apr. 16	Vancouver	1	@ St. Louis	4	L
Apr. 18	St. Louis	3	@ Vancouver	5	W
Apr. 20	Vancouver	4	@ St. Louis	3	W
Apr. 22	St. Louis	1	@ Vancouver	4	W

2003 WESTERN CONFERENCE SEMI-FINAL

Minnesota win 4-3

Apr. 25	Minnesota	3	@ Vancouver	4 OT	W
Apr. 27	Minnesota	3	@ Vancouver	2	L
Apr. 29	Vancouver	3	@ Minnesota	2	W
May 2	Vancouver	3	@ Minnesota	2 OT	W
May 5	Minnesota	7	@ Vancouver	2	L
May 7	Vancouver	1	@ Minnesota	5	L
May 8	Minnesota	4	@ Vancouver	2	L

2004 WESTERN CONFERENCE QUARTER-FINAL

Calgary win 4-3

Apr. 7	Calgary	3	@ Vancouver	5	W
Apr. 9	Calgary	2	@ Vancouver	1	L
Apr. 11	Vancouver	2	@ Calgary	1	W
Apr. 13	Vancouver	0	@ Calgary	4	L
Apr. 15	Calgary	2	@ Vancouver	1	L
Apr. 17	Vancouver	5	@ Calgary	4 OT	W
Apr. 19	Calgary	3	@ Vancouver	2 OT	L

2007 WESTERN CONFERENCE QUARTER-FINAL

Vancouver win 4-3

Apr. 11	Dallas	4	@ Vancouver	5 OT	W
Apr. 13	Dallas	2	@ Vancouver	0	L
Apr. 15	Vancouver	2	@ Dallas	1 OT	W
Apr. 17	Vancouver	2	@ Dallas	1	W
Apr. 19	Dallas	1	@ Vancouver	0 OT	L
Apr. 21	Vancouver	0	@ Dallas	2	L
Apr. 23	Dallas	1	@ Vancouver	4	W

2007 WESTERN CONFERENCE SEMI-FINAL

Anaheim win 4-1

Apr. 25	Vancouver	1	@ Anaheim	5	L
Apr. 27	Vancouver	2	@ Anaheim	1 OT	W
Apr. 29	Anaheim	3	@ Vancouver	2	L
May 1	Anaheim	3	@ Vancouver	2 OT	L
May 3	Vancouver	1	@ Anaheim	2 OT	L

2009 WESTERN CONFERENCE QUARTER-FINAL

Vancouver win 4-0

Apr. 15	St. Louis	1	@ Vancouver	2	W
Apr. 17	St. Louis	0	@ Vancouver	3	W
Apr. 19	Vancouver	3	@ St. Louis	2	W
Apr. 21	Vancouver	3	@ St. Louis	2 OT	W

2009 WESTERN CONFERENCE SEMI-FINAL

Chicago win 4-2

Apr. 30	Chicago	3	@ Vancouver	5	W
May 2	Chicago	6	@ Vancouver	3	L
May 5	Vancouver	3	@ Chicago	1	W
May 7	Vancouver	1	@ Chicago	2 OT	L
May 9	Chicago	4	@ Vancouver	2	L
May 11	Vancouver	5	@ Chicago	7	L

ALL-TIME PLAYOFF RESULTS/RECORDS

2010 WESTERN CONFERENCE QUARTER-FINAL

Vancouver win 4-2

Apr. 15	Los Angeles	2	@ Vancouver	3 OT	W
Apr. 17	Los Angeles	3	@ Vancouver	2 OT	L
Apr. 19	Vancouver	3	@ Los Angeles	5	L
Apr. 21	Vancouver	6	@ Los Angeles	4	W
Apr. 23	Los Angeles	2	@ Vancouver	7	W
Apr. 25	Vancouver	4	@ Los Angeles	2	W

2010 WESTERN CONFERENCE SEMI-FINAL

Chicago win 4-2

May 1	Vancouver	5	@ Chicago	1	W
May 3	Vancouver	2	@ Chicago	4	L
May 5	Chicago	5	@ Vancouver	2	L
May 7	Chicago	7	@ Vancouver	4	L
May 9	Vancouver	4	@ Chicago	1	W
May 11	Chicago	5	@ Vancouver	1	L

2011 WESTERN CONFERENCE QUARTER-FINAL

Vancouver win 4-3

Apr. 13	Chicago	0	@ Vancouver	2	W
Apr. 15	Chicago	3	@ Vancouver	4	W
Apr. 17	Vancouver	3	@ Chicago	2	W
Apr. 19	Vancouver	2	@ Chicago	7	L
Apr. 21	Chicago	5	@ Vancouver	0	L
Apr. 24	Vancouver	3	@ Chicago	4 OT	L
Apr. 26	Chicago	1	@ Vancouver	2 OT	W

2011 WESTERN CONFERENCE SEMI-FINAL

Vancouver win 4-2

Apr. 28	Nashville	0	@ Vancouver	1	W
Apr. 30	Nashville	2	@ Vancouver	1 OT	L
May 3	Vancouver	3	@ Nashville	2 OT	W
May 5	Vancouver	4	@ Nashville	2	W
May 7	Nashville	4	@ Vancouver	3	L
May 9	Vancouver	2	@ Nashville	1	W

2011 WESTERN CONFERENCE FINAL

Vancouver win 4-1

May 15	San Jose	2	@ Vancouver	3	W
May 18	San Jose	3	@ Vancouver	7	W
May 20	Vancouver	3	@ San Jose	4	L
May 22	Vancouver	4	@ San Jose	2	W
May 24	San Jose	2	@ Vancouver	3 OT	W

2011 STANLEY CUP FINAL

Boston win 4-3

June 1	Boston	0	@ Vancouver	1	W
June 4	Boston	2	@ Vancouver	3 OT	W
June 6	Vancouver	1	@ Boston	8	L
June 8	Vancouver	0	@ Boston	4	L
June 10	Boston	0	@ Vancouver	1	W
June 13	Vancouver	2	@ Boston	5	L
June 15	Boston	4	@ Vancouver	0	L

2012 WESTERN CONFERENCE QUARTER-FINAL

Los Angeles win 4-1

Apr. 11	Los Angeles	4	@ Vancouver	2	L
Apr. 13	Los Angeles	4	@ Vancouver	2	L
Apr. 15	Vancouver	0	@ Los Angeles	1	L
Apr. 18	Vancouver	3	@ Los Angeles	1	W
Apr. 22	Los Angeles	2	@ Vancouver	1 OT	L

2013 WESTERN CONFERENCE QUARTER-FINAL

San Jose win 4-0

May 1	San Jose	3	@ Vancouver	1	L
May 3	San Jose	3	@ Vancouver	2 OT	L
May 5	Vancouver	2	@ San Jose	5	L
May 7	Vancouver	3	@ San Jose	4 OT	L

2015 WESTERN CONFERENCE QUARTER-FINAL

Calgary win 4-2

Apr. 15	Calgary	2	@ Vancouver	1	L
Apr. 17	Calgary	1	@ Vancouver	4	W
Apr. 19	Vancouver	2	@ Calgary	4	L
Apr. 21	Vancouver	1	@ Calgary	3	L
Apr. 23	Calgary	1	@ Vancouver	2	W
Apr. 25	Vancouver	4	@ Calgary	7	L

ALL-TIME PLAYOFF SHUTOUTS

Year	Date	Goaltender	Opp.	Score
1975	Apr. 19	Ken Dryden	Montreal	0-4
1980	Apr. 9	Bob Sauve	Buffalo	0-6
1982	May 13	Bill Smith	NY Islanders	0-3
1984	Apr. 7	Richard Brodeur	Calgary	7-0
1989	Apr. 8	Mike Vernon	Calgary	0-4
1989	Apr. 11	Mike Vernon	Calgary	0-4
1992	Apr. 30	Kirk McLean	Winnipeg	5-0
1992	May 4	Kirk McLean	Edmonton	4-0
1992	May 12	Bill Ranford	Edmonton	0-3
1994	Apr. 18	Kirk McLean	Calgary	5-0
1994	May 4	Kirk McLean	Dallas	3-0
1994	May 20	Kirk McLean	Toronto	4-0
1994	May 22	Kirk McLean	Toronto	2-0
1995	May 23	Ed Belfour	Chicago	0-2
1996	Apr. 20	Patrick Roy	Colorado	0-4
2002	Apr. 25	Dominik Hasek	Detroit	0-4
2003	Apr. 10	Chris Osgood	St. Louis	0-6
2004	Apr. 13	Miikka Kiprusoff	Calgary	0-4
2007	Apr. 13	Marty Turco	Dallas	0-2
2007	Apr. 19	Marty Turco	Dallas	0-1
2007	Apr. 21	Marty Turco	Dallas	0-2
2009	Apr. 17	Roberto Luongo	St. Louis	3-0
2011	Apr. 13	Roberto Luongo	Chicago	2-0
2011	Apr. 21	Corey Crawford	Chicago	0-5
2011	Apr. 28	Roberto Luongo	Nashville	1-0
2011	June 1	Roberto Luongo	Boston	1-0
2011	June 8	Tim Thomas	Boston	0-4
2011	June 10	Roberto Luongo	Boston	1-0
2011	June 15	Tim Thomas	Boston	0-4
2012	Apr. 15	Jonathan Quick	Los Angeles	0-1

ALL-TIME TOP FIVE

Games Played			3	Daniel Sedin	46
1	Trevor Linden	118	4	Geoff Courttnall	35
2	Henrik Sedin	105	5	Cliff Ronning	34
3	Daniel Sedin	102			
4	Sami Salo	74			
T-5	Jyrki Lumme	72			
	Cliff Ronning	72			
Goals			Penalty Minutes		
T-1	Trevor Linden	34	1	Dave Williams	181
	Pavel Bure	34	2	Sergio Momesso	157
3	Geoff Courttnall	26	3	Alex Burrows	124
4	Daniel Sedin	25	4	Kevin Bieksa	122
5	Cliff Ronning	24	5	Geoff Courttnall	121
Assists			Defencemen Points		
1	Trevor Linden	61	1	Jyrki Lumme	40
2	Henrik Sedin	55	2	Alex Edler	31
			3	Mattias Ohlund	28
			4	Dave Babych	27
			5	Sami Salo	26

ALL-TIME PLAYOFF COACHING

Rk	Coach	GP	W	L	PCT
1	Roger Neilson	21	12	9	.571
2	Pat Quinn	61	31	30	.508
3	Alain Vigneault	68	33	35	.485
4	Bob McCammon	7	3	4	.428
5	Marc Crawford	31	12	19	.387
6	Rick Ley	11	4	7	.364
7	Willie Desjardins	6	2	4	.333
8	Harry Neale	14	3	11	.214
9	Phil Maloney	7	1	6	.143
10	Tom Watt	3	0	3	.000

ALL-TIME PLAYOFF PENALTY SHOTS

- Steve Duchesne, Los Angeles, successful against Kirk McLean, Game 4, Smythe Division Semi-Finals, Apr. 10, 1991
- Pavel Bure unsuccessful against Mike Richter, NY Rangers Game 4, Stanley Cup Finals, Jun. 7, 1994
- Todd Bertuzzi unsuccessful against Dominik Hasek, Detroit Red Wings Game 3, Western Conference Quarter-Final, Apr. 21, 2002
- Michael Frolik, Chicago Blackhawks, successful against Cory Schneider Game 6, Western Conference Quarter-Final, Apr. 24, 2011
- Alex Burrows unsuccessful against Corey Crawford, Chicago Blackhawks Game 7, Western Conference Quarter-Final, Apr. 26, 2011
- Dustin Brown, Los Angeles, unsuccessful against Cory Schneider, Game 4, Western Conference Quarter-Final, Apr. 18, 2012.

ALL-TIME PLAYOFF GOALTENDING/SCORING

ALL-TIME PLAYOFF GOALTENDING

Rk	Player	GPI	MINS	GA	SO	AVG	W	L	Rk	Player	GPI	MINS	GA	SO	AVG	W	L
1	K. McLean	68	4,189	34	6	2.84	34	34	13	R. Miller	3	157	1	0	2.31	1	1
2	R. Luongo	64	3,857	31	5	2.54	32	31	14	J. Garrett	3	78	0	0	3.08	1	0
3	R. Brodeur	29	1,809	17	1	3.28	12	17	15	J. Hedberg	2	99	1	0	2.45	1	1
4	D. Cloutier	25	1,361	13	0	3.31	10	13	16	G. Hanlon	2	60	0	0	3.00	0	0
5	C. Schneider	10	463	4	0	2.59	1	4	17	P. Skudra	2	96	1	0	3.13	0	1
6	G. Bromley	7	360	5	0	4.17	2	5	18	B. Essensa	2	123	2	0	2.95	0	2
7	C. Hirsch	6	338	3	0	3.73	2	3	19	D. Sabourin	2	15	0	0	4.14	0	0
8	A. Auld	4	242	2	0	2.48	1	2	20	C. Ridley	2	120	2	0	4.00	0	2
9	E. Lack	4	199	3	0	3.03	1	3	21	K. Whitmore	1	20	0	0	6.00	0	0
10	G. Smith	4	257	3	0	3.27	1	3	22	A. Raycroft	1	25	0	0	2.44	0	0
11	T. Gamble	4	250	3	0	3.85	1	3	23	K. Lockett	1	60	1	0	6.00	0	1
12	S. Weeks	3	140	1	0	3.43	1	1	24	W. Young	1	60	1	0	5.00	0	1

ALL-TIME PLAYOFF SCORING

Rk	Player	GP	G	A	PTS	PIM	Rk	Player	GP	G	A	PTS	PIM
1	T. Linden	118	34	61	95	90	T-59	T. Fergus	13	5	3	8	6
2	H. Sedin	105	23	55	78	58		M. Sundin	8	3	5	8	2
3	D. Sedin	102	25	46	71	78		A. Plavsic	13	1	7	8	4
4	P. Bure	60	34	32	66	72	T-62	J. Nil	20	4	3	7	73
5	G. Courtmell	65	26	35	61	121		D. Murzyn	40	3	4	7	92
6	C. Ronning	72	24	34	58	48		R. Torres	23	3	4	7	28
7	J. Lumme	72	9	31	40	36		B. Bradley	7	3	4	7	10
T-8	T. Gradin	38	17	21	38	20		R. Lanz	14	2	5	7	6
	R. Kesler	57	12	26	38	71		C. Oddleifson	14	1	6	7	8
T-10	A. Burrows	70	19	15	34	124	T-68	M. Lapierre	34	3	3	6	88
	G. Adams	53	15	19	34	16		K. McLean (G)	68	0	6	6	0
T-12	S. Smyl	41	16	17	33	64		T. Pyatt	16	2	4	6	8
	M. Naslund	45	13	20	33	46		R. Dailey	7	2	4	6	14
14	A. Edler	65	8	23	31	40		P. Skriko	10	1	5	6	0
15	M. Ohlund	52	9	19	28	55	T-73	J. Beranek	14	3	2	5	12
16	D. Babych	60	9	18	27	42		J. Gould	7	3	2	5	0
17	S. Salo	74	9	17	26	14		R. Nordmark	7	3	2	5	8
T-18	K. Bieksa	71	10	15	25	122		E. Tikkanen	6	3	2	5	2
	B. Morrison	43	8	17	25	38		S. O'Brien	22	2	3	5	49
20	M. Craven	34	8	15	23	22		C. Campbell	19	2	3	5	98
21	S. Momesso	66	9	13	22	157		R. Oksiluta	10	2	3	5	0
T-22	E. Jovanovski	31	9	10	19	36		D. Ward	9	2	3	5	0
	J. Brown	29	7	12	19	39		P. Reinhart	7	2	3	5	4
	C. Ehrhoff	35	5	14	19	24		M. Baron	24	0	5	5	20
T-25	M. Samuelsson	23	9	9	18	24		R. Blight	5	0	5	5	2
	M. Raymond	55	8	10	18	14	T-84	G. Odjick	32	3	1	4	95
	J. Hansen	64	7	11	18	42		B. Smolinski	12	2	2	4	8
28	J. Sandlak	33	7	10	17	30		K. McCarthy	11	2	2	4	12
29	R. Courtmell	17	5	11	16	23		D. Lever	10	2	2	4	6
T-30	D. Rota	30	10	5	15	82		G. O'Flaherty	7	2	2	4	6
	I. Boldirev	22	9	6	15	4		T. Kurvers	6	2	2	4	12
	G. Diduck	47	6	9	15	53		R. Vrbata	6	2	2	4	0
T-33	T. Bertuzzi	24	6	8	14	82		J. Gillis	5	2	2	4	0
	D. Williams	31	4	10	14	181		J. Ruutu	24	1	3	4	32
T-35	C. Fraser	27	4	9	13	108		G. Minor	12	1	3	4	25
	K. Wellwood	22	3	10	13	0		A. Semenov	12	1	3	4	0
	I. Hlinka	16	3	10	13	8		B. Horvat	6	1	3	4	2
T-38	M. Cooke	32	8	4	12	30		A. Chubarov	27	0	4	4	4
	M. Gelinas	33	6	6	12	26	T-97	G. Butcher	14	2	1	3	24
	D. Halward	28	6	6	12	77		R. Sutter	7	2	1	3	12
	D. Lidster	41	2	10	12	36		A. Cassels	6	2	1	3	0
T-43	D. Hamhuis	34	2	10	12	36		P. Borgeleau	5	2	1	3	0
	G. Lupul	25	4	7	11	11		E. Delorme	23	1	2	3	49
	I. Lariouov	19	4	7	11	10		M. Crawford	20	1	2	3	44
	P. Nedved	28	3	8	11	18		P. Brasar	13	1	2	3	0
	B. Sopel	42	2	9	11	10		D. Kearns	11	1	2	3	8
	N. Belland	21	2	9	11	23		R. Kron	11	1	2	3	2
	L. Molin	19	2	9	11	7		S. Lachance	8	1	2	3	6
T-49	C. Higgins	40	5	5	10	6		M. Bridgman	7	1	2	3	10
	H. Snepsts	44	1	9	10	99		N. Bonino	6	1	2	3	4
	B. Hedican	41	1	9	10	32		M. Kirton	4	1	2	3	7
	T. Tanti	18	1	9	10	15		W. Mitchell	22	0	3	3	34
T-53	S. Bernier	22	6	3	9	7		B. Glynn	17	0	3	3	10
	T. Klatt	18	5	4	9	2		R. Rypien	17	0	3	3	47
	L. Lindgren	25	3	6	9	14		C. Tanev	16	0	3	3	0
	P. Demitri	17	3	6	9	6		R. Walter	13	0	3	3	8
	N. Lafayette	20	2	7	9	4		B. Macdonald	8	0	3	3	2
	A. Mogilny	6	1	8	9	8		J. Sleg	5	0	3	3	4

PLAYOFFS

RK	Player	GP	G	A	PTS	PIM
D. Dorsett	6	0	0	0	20	12
Y. Weber	6	0	0	0	12	4
D. Weise	6	0	0	0	4	0
R. Luongo (G)	64	0	0	0	0	4
T. Pratt	5	0	0	0	5	0
M. Ridley	5	0	0	0	2	0
L. Rohlin	5	0	0	0	0	0
A. Stojanov	5	0	0	0	2	0
M. Wotton	5	0	0	0	4	4
B. Richardson	5	0	0	0	15	0
J. Agnew	4	0	0	0	0	15
D. Berehowsky	4	0	0	0	12	0
J. Hughes	4	0	0	0	10	0
M. Lemay	4	0	0	0	12	0
D. Logan	4	0	0	0	0	0
L. Melynk	4	0	0	0	2	0
R. Murphy	4	0	0	0	2	0
D. Smith	4	0	0	0	6	0
D. Brashear	4	0	0	0	0	0
N. Smith	4	0	0	0	0	0
J. Garrison	4	0	0	0	2	0
F. Corrado	4	0	0	0	0	0
G. Boddy	3	0	0	0	0	0
J. Benning	3	0	0	0	0	0
M. Bergevin	3	0	0	0	2	0
C. Cox	3	0	0	0	2	0
T. Currie	3	0	0	0	10	0
H. Gassoff	3	0	0	0	0	0
D. Lowry	3	0	0	0	0	0
J. McIlhargey	3	0	0	0	2	0
P. McNab	3	0	0	0	0	0
R. Schmautz	3	0	0	0	0	0
R. Tudor	3	0	0	0	0	0
R. Fitzpatrick	3	0	0	0	6	0
N. Baumgartner	3	0	0	0	0	0
P. Schaefer	3	0	0	0	0	0
P. Kavanagh	3	0	0	0	2	0
O. Vaananen	3	0	0	0	2	0
A. Bolduc	3	0	0	0	0	0
A. Ebbett	3	0	0	0	0	0
A. Jr.	2	0	0	0	0	0
G. Cochrane	2	0	0	0	5	0
K. Hammond	2	0	0	0	6	0
M. Walton	2	0	0	0	5	0
J. Namesnikov	2	0	0	0	2	0
J. Strudwick	2	0	0	0	0	0
S. Baertschi	2	0	0	0	0	0
R. Bawa	1	0	0	0	0	0
D. Bruce	1	0	0	0	0	0
L. Goodenough	1	0	0	0	2	0
K. Guy	1	0	0	0	0	0
J. Kocur	1	0	0	0	0	0
M. Petit	1	0	0	0	0	0
J. Dowd	1	0	0	0	0	0
T. Boucek	1	0	0	0	0	0
T. Santala	1	0	0	0	0	0
M. Pettinger	1	0	0	0	0	0
J. King	1	0	0	0	0	0
B. Bitz	1	0	0	0	15	0
T. Sestito	1	0	0	0	2	0
S. Pinizzotto	1	0	0	0	0	0
L. Vey	1	0	0	0	0	0
K. Lockett (G)	1	0	0	0	0	0
A. Raycroft (G)	1	0	0	0	0	0
K. Whitmore (G)	1	0	0	0	0	0
B. Essensa (G)	2	0	0	0	0	0
G. Hanlon (G)	2	0	0	0	0	0
J. Hedberg (G)	2	0	0	0	0	0
C. Ridley (G)	2	0	0	0	0	0
D. Sabourin (G)	2	0	0	0	0	0
P. Skudra (G)	2	0	0	0	0	0
J. Garrett (G)	3	0	0	0	0	0
S. Weeks (G)	3	0	0	0	2	0
G. Smith (G)	4	0	0	0	0	0
C. Hirsch (G)	6	0	0	0	2	0
G. Bromley (G)	7	0	0	0	2	0
C. Schneider (G)	10	0	0	0	0	0
D. Cloutier (G)	25	0	0	0	10	10
R. Brodeur (G)	29	0	0	0	0	10

ALL-TIME PLAYOFF RECORDS

SEASON

Wins

Most	15	2011, 1994
Most Home	10	2011
Most Road	8	1994
Most Consecutive	5	Apr. 26-May 04/94, May 18-31/94

Goals

Most For	76	1994
Most Against	69	2011

Overtime

Most Games	7	1994
Most Wins	6	1994
Most Losses	3	2007, 1995

Power Play Goals

Most For	19	2011, 1994
Most Against	20	1994

SERIES

Goals

Most For	29	1992 Division Semi-Final vs WPG
Most Against	26	1989 Division Semi-Final vs CGY
Most, Both Team	46	1989 Division Semi-Final vs CGY 1992 Division Semi-Final vs WPG

Power Play Goals

Most For	9	2011 Conference Final vs SJ
Most Against	10	1989 Division Semi-Final vs CGY
Most, Both Teams	17	1989 Division Semi-Final vs CGY

Shorthanded Goals

Most For	7	1995 vs STL (tied with CGY for most shorthanded goals in one series)
----------	---	--

Penalty Minutes

Most for	285	1982 Campbell Conference Final vs CHI
----------	-----	--

Overtime

Most Games	3	1994 Western Conference Quarter-Final vs CGY (3-0)
	3	1995 Western Conference Semi-Final vs CHI (0-3)
	3	2007 Western Conference Quarter-Final vs DAL (2-1)
	3	2007 Western Conference Semi-Final vs ANA (1-2)

GAME

Overtime

Longest	78:06	Apr. 11/07 (VAN 5 vs DAL 4. Henrik Sedin scored at 18:06 in the fourth overtime. The total time played for the game was 138:06)
Shortest	0:11	June 4/11 (VAN 3 vs BOS 2 – Alex Burrows)

Goals

Most	8	Apr. 26/92 (VAN 8 vs WPG 2) Apr. 28/92 (VAN 8 @ WPG 3) June 6/11 (VAN 1 @ BOS 8) May 17/95 (VAN 2 @ STL 8)
Most Against	8	
Most, Both Teams	12	Apr. 20/94 (CGY 7 vs VAN 5)

Power Play Goals

Most	4	Apr. 9/89 vs CGY
Most Against	4	May 7/10 vs CHI
Most, Both Teams	7	May 11/09 @ CHI Apr. 9/89 vs CGY

Fastest Two

Shorthanded Goals 0:17	Christian Ruutu at 4:31, Geoff Courtnall at 4:48 of second period on May 15/95 vs STL. Previous record was 24 seconds set by MTL in 1978 – an NHL record.
------------------------	---

Penalty Minutes

Most	106	Apr. 29/82 vs CHI
Most, Opponent	95	Apr. 17/15 by CGY
Most, Both Teams	188	Apr. 29/82 vs CHI

Shots on Goal

Most	56	Apr. 11/07 vs DAL
Most, Opponent	76	Apr. 11/07 by DAL
Most, Both Teams	132	Apr. 11/07 vs DAL
Fewest	13	May 22/11 @ SJ
Fewest, Opponent	14	May 4/92 vs EDM
Fewest, Both Teams	36	Apr. 8/89 vs CGY

PERIOD

Goals

Most	5	Jun. 9/94 vs NYR
Most Against	4	Apr. 25/15 @ CGY June 13/11 @ BOS June 6/11 @ BOS Apr. 19/11 @ CHI May 11/09 @ CHI Apr. 9/80 vs BUF May 11/82 vs NYI Apr. 9/86 vs EDM Apr. 20/94 vs CGY May 17/95 vs STL Apr. 16/96 vs COL Jun. 9/94 vs NYR
Most, Both Teams	8	

Power Play

Most	3	May 4/92 vs EDM Apr. 12/91 vs LA
Most Against	3	Apr. 9/80 vs BUF Apr. 9/89 vs CGY May 7/10 vs CHI
Most, Both Teams	5	Apr. 9/89 vs CGY

Shots on Goal

Most	23	Apr. 13/12 vs LA
Most, Opponent	22	May 3/07 @ ANA
Most, Both Teams	32	Jun. 9/94 vs NYR
Fewest	2	May 9/11 @ NSH Apr. 22/96 vs COL
Fewest, Opponent	1	May 4/92 vs EDM
Fewest, Both Teams	9	Apr. 8/89 vs CGY

Fastest Goal to Start Game

Canucks	:08	Apr. 7/82 vs CGY (Stan Smyl)
Opponent	:18	May 7/10 vs CHI (Brent Seabrook)

Fastest Goal to Start Period

Canucks	:08	Apr. 7/82 vs CGY (Stan Smyl)
---------	-----	------------------------------

ALL-TIME PLAYOFF RECORDS

PERIOD CONTINUED

Fastest Two Goals

Canucks	:15	Apr. 13/89 vs CGY (Rich Sutter 19:29, Garth Butcher 19:44, 2nd)
Opponent	:09	May 5/13 at SJ (Logan Couture 1:40, Patrick Marleau 1:49, 3rd)
Both Teams	:16	Apr. 17/04 @ CGY (Geoff Sanderson 10:15, Oleg Saprykin 10:31, 2nd)

Fastest Three Goals

Canucks	1:55	May 22/11 at SJ (Ryan Kesler 9:16, Salo 10:55 & 11:11, 2nd)
Opponent	:38	Apr. 18/01 vs COL (Peter Forsberg 9:11, Joe Sakic 9:28, Eric Messier 9:49, 3rd)
Both Teams	1:34	May 11/09 @ CHI (Daniel Sedin 12:15, Patrick Kane 13:00, Jonathan Toews 13:49, 3rd)

INDIVIDUAL

CAREER

Most Playoff Years	11	Trevor Linden Henrik Sedin Daniel Sedin
Most Games Played	118	Trevor Linden
Most Points	95	Trevor Linden
Most Goals	34	Trevor Linden Pavel Bure Cliff Ronning
Most GWG	7	Cliff Ronning
Goals, OT	3	Alex Burrows Greg Adams
Series-Winning Goals	2	Alex Burrows Daniel Sedin Greg Adams
Most Assists	61	Trevor Linden
Most PIM	181	Dave Williams
Most Games, Goalie	68	Kirk McLean
Most Wins, Goalie	34	Kirk McLean
Most Shutouts, Goalie	6	Kirk McLean

YEAR

Most Points	31	Pavel Bure (1994)
Most Points, Def.	15	Jeff Brown (1994)
Most Goals	16	Pavel Bure (1994)
Most Goals, Def.	7	Ed Jovanovski (2003)
Most GWG	3	Chris Higgins (2011) Geoff Courtnall (1994)
Most PPG	5	Daniel Sedin (2011) Trevor Linden (1994) Greg Adams (1993)
Most Assists	19	Henrik Sedin (2011)
Most Assists, Def.	11	Jyrki Lumme (1994)
Most PIM	116	Dave Williams (1982)

Most Shots	101	Pavel Bure (1994)
Longest Point Streak	16	Pavel Bure (1994)

Longest Goal Streak	5	Mikael Samuelsson (2010) Cliff Ronning (1991)
---------------------	---	--

Longest Assist Streak	6	Henrik Sedin (2011)
Most Games, Goalie	25	Roberto Luongo (2011)
Most Wins, Goalie	15	Roberto Luongo (2011) Kirk McLean (1994)

Most Shutouts	4	Roberto Luongo (2011) Kirk McLean (1994)
Most Minutes	1544	Kirk McLean (1994)

SERIES

Most Goals	7	Mikael Samuelsson (2010 vs LA) Pavel Bure (1995 vs STL)
------------	---	--

Most Points	12	Henrik Sedin (2011 vs SJ) Pavel Bure (1995 vs STL)
--------------------	-----------	--

Most Assists	11	Henrik Sedin (2011 vs SJ)
Most PIM	51	Dave Williams (1982 vs CHI)
Most PP	2	Multiple times
Most Shots	30	Pavel Bure (1995 vs STL)

GAME

Most Saves	72	Roberto Luongo (Apr. 11/07 vs DAL)
------------	----	---------------------------------------

Most Goals	3	Five times: Trevor Linden, (Most recent Apr. 25/96 @ COL), Doug Halward, Two times: Geoff Courtnall (Most recent Apr. 30/92 vs WPG), Pavel Bure
------------	---	--

Most Assists	4	Henrik Sedin (May 22/11 vs SJ)
Most Points	4	Henrik Sedin (May 22/11 vs SJ)

		Russ Courtnall (May 9/95 at STL) Geoff Courtnall (Apr. 30/92 vs WPG) Pavel Bure (Apr. 26/92 vs WPG) Geoff Courtnall (Apr. 4/91 vs LA) Trevor Linden (Apr. 9/89 vs CGY)
--	--	--

Most Shots	11	Geoff Courtnall (Apr. 30/92 vs WPG)
Most PP Goals	2	Sami Salo (May 22/11 at SJ)

		Daniel Sedin (May 18/11 vs SJ) Ryan Kesler (May 3/11 at NSH) Trevor Linden (Most recent Apr. 25/96) Doug Halward (Apr. 7/84 vs CGY) Ivan Hlinka (Apr. 15/82 vs LA)
--	--	---

PERIOD

Most Goals	2	11 players
Most Assists	3	Henrik Sedin (May 22/11 at SJ, 2nd)
Most Points	3	Sami Salo (May 22/11 at SJ, 2nd)

		Henrik Sedin (May 22/11 at SJ, 2nd) Daniel Sedin (Apr. 21/10 at LA, 3rd) Pavel Bure (June 9/94 vs NYR, 3rd) Geoff Courtnall (Apr. 4/91 vs LA, 3rd)
--	--	---

Most PIM	37	Gino Odjick (May 17/95 vs STL)
----------	----	-----------------------------------

Fastest Two Goals	0:16	Sami Salo (May 22/11 at SJ, 2nd)
-------------------	------	----------------------------------



PRE GAME.
POST GAME.
EVERY GAME.

**HOME OF THE
CANUCKS**

TSN
>1040

VANCOUVER



NHL

NATIONAL HOCKEY LEAGUE

NEW YORK

1185 Avenue of the Americas, New York, NY, 10036
Phone: 212.789.2000 Fax: 212.789.2020

TORONTO

50 Bay St., 11th Floor
Toronto, ON, M5J 2X8
Phone: 416.359.7900 Fax: 416.981.2779

2015.16 RULE CHANGES

3-ON-3 OVERTIME, COACH'S CHALLENGE INTRODUCED

3-on-3 Overtime

- Teams play an additional overtime period of not more than five (5) minutes with the team scoring first declared the winner and being awarded an additional point.
- The overtime period will be played with each team at 3-on-3 manpower (plus goaltender) for the full five-minute period.
- Manpowers during overtime will be adjusted to reflect the situation in the game, but at no time will a team have fewer than three (3) skaters on the ice during the overtime period. For example, if a team enters the overtime period on a power play, manpower would be adjusted from 5 on 4 at the end of regulation to 4 on 3 at the start of overtime. If a minor penalty is assessed during overtime, the teams will play 4 on 3. If a second minor penalty is assessed to the same team during overtime, the teams will play 5 on 3.
- If the game remains tied at the end of the five (5) minute overtime period, the teams will proceed to a three-round shootout. After each team has taken three shots, if the score remains tied, the shootout will proceed to a "sudden death" format.
- Clubs who pull their goaltender for an extra attacker during the overtime period (other than on a delayed penalty) will be subject to the potential forfeiture of their one (1) point earned for the tie at the end of regulation in the event the opposing team scores into the empty net.
- At the end of regulation, the entire ice surface will be shoveled and the goalies will change ends. There will be no further ice surface maintenance during the balance of overtime period. Following the overtime period and before the shootout, the ice surface will be shoveled again, and the goalies will change ends.

Expanded Video Review

This expanded video review is intended to be extremely narrow in scope and the original call on the ice is to be overturned if, and only if, a determination is made by the on-ice Official(s) (in consultation with the Toronto Video Room) that the original call on the ice was not correct. If a review is not conclusive and/or there is any doubt whatsoever as to whether the call on the ice was correct, the on-ice Official(s) will be instructed to confirm their original call.

MONTREAL

1800 McGill College Ave., Suite 2600
Montréal, Québec, H3A 3J6
Phone: 514.841.9220 Fax: 514.841.1070

EXECUTIVE

Commissioner Gary B. Bettman
Deputy Commissioner William Daly
Chief Operating Officer John Collins
Senior Executive Vice President
of Hockey Operations Colin Campbell

Coach's Challenge

- A team may only request a Coach's Challenge to review the following scenarios:
 - "Off-Side" Play Leading to a Goal. A play that results in a "GOAL" call on the ice where the defending team asserts that the play should have been stopped by reason of an "Off-Side" infraction by the attacking team.
 - Scoring Plays Involving Potential "Interference on the Goalkeeper"
 - A play that results in a "GOAL" call on the ice where the defending team asserts that the goal should have been disallowed due to "Interference on the Goalkeeper," as described in Rules 69.1, 69.3 and 69.4; or
 - A play that results in a "NO GOAL" call on the ice despite the puck having entered the net, where the on-ice Officials have determined that the attacking team was guilty of "Interference on the Goalkeeper" but where the attacking team asserts: (i) there was no actual contact of any kind initiated by an attacking Player with the goalkeeper; or (ii) the attacking Player was pushed, shoved, or fouled by a defending Player causing the attacking Player to come into contact with the goalkeeper; or (iii) the attacking Player's positioning within the goal crease did not impair the goalkeeper's ability to defend his goal and, in fact, had no discernible impact on the play.
- A team may only request a Coach's Challenge if they have their time-out available and the Coach's Challenge must be effectively initiated prior to the resumption of play.
- If the Coach's Challenge **does not** result in the original call on the ice being overturned, the team exercising such challenge will forfeit its time-out.
- If the Coach's Challenge **does** result in the call on the ice being overturned, the team successfully exercising such challenge will retain its time-out.

League Initiated Review

1. In the final minute of play in the 3rd Period and at any point in Overtime (Regular Season and Playoffs), Hockey Operations will initiate the review of any scenario that would otherwise be subject to a Coach's Challenge.
2. Hockey Operations will continue to initiate and be responsible for the review of all goals subject to Video Review under Rule 38.4. Where a Coach's Challenge is available on a scoring play potentially involving "Interference on the Goalkeeper" or "Off-Side," Hockey Operations will, as an initial and threshold matter, determine that the puck entered the net and is a good hockey goal before the play will be subject to further review by means of a Coach's Challenge (or, in the final minute of play or in Overtime, a review initiated by Hockey Operations). If a team requests a Coach's Challenge but Video Review under Rule 38.4 renders such Challenge unnecessary, then the Challenge will be deemed not to have been made and the timeout will be preserved.

Additional Notes Regarding Scenarios Subject to Expanded Video Review

1. The League will make available in all arenas, technology (either a handheld tablet or a television or computer monitor) that will allow on-ice Officials, in conjunction with the Toronto Video Room, to view replays if, and only to the extent, a formal Coach's Challenge has been initiated (or, in the final minute of play or in Overtime, a review by Hockey Operations is initiated). To the extent practical, the replays made available to the Officials on the ice will be the same replays that are being utilized by the Toronto Video Room.
2. Once a Challenge has been initiated (or, in the final minute of play or in Overtime, a review is initiated by Hockey Operations), the Toronto Video Room will immediately establish contact with the Referee (or Linesman) responsible for the call on the ice via the headset and will inquire and discuss with the Referee (or Linesman), prior to the Referee (or Linesman) examining any video, the following: (a) the Referee's (or Linesman's) "final" call on the ice; and (b) what the Referee (or Linesman) observed on the play.
3. The on-ice call will then be reviewed simultaneously by the appropriate on-ice Officials at ice level and by Hockey Operations in the Toronto Video Room using any and all replays at their disposal. After reviewing the play and consulting with the Toronto Video Room, the appropriate on-ice Officials will then make the "final" decision on whether to uphold or overturn the original call on the ice. Once the decision is made, the Referee will inform the Penalty Timekeeper/PA Announcer and will make the announcement on the ice.

Plays Potentially Involving An "Off-Side" Infraction

1. The standard for overturning the call in the event of a "GOAL" call on the ice is that the Linesman, after reviewing any and all available replays and consulting with the Toronto Video Room, determines that one or more Players on the attacking team preceded the puck into the attacking zone prior to the goal being scored and that, as a result, the play should have been stopped for an "Off-Side" infraction; where this standard is met, the goal will be disallowed.
2. Goals will only be reviewed for a potential "Off-Side" infraction if: (a) the puck does not come out of the attacking zone again; or (b) all members of the attacking team do not clear the attacking zone again, between the time of the "Off-Side" play and the time the goal is scored.

3. In the event a goal is reversed due to the Linesman determining that the play was "Off-Side" prior to the goal being scored, the clock (including penalty time clocks, if applicable) will be re-set to the time at which the play should have been stopped for the "Off-Side" infraction.

Plays Potentially Involving "Interference on the Goalkeeper"

1. The standard for overturning the call in the event of a "GOAL" call on the ice is that the Referee, after reviewing any and all available replays and consulting with the Toronto Video Room, determines that the goal should have been disallowed due to "Interference on the Goalkeeper," as described in Rules 69.1, 69.3 and 69.4.
2. The standard for overturning the call in the event of a "NO GOAL" call on the ice is that the Referee, after reviewing any and all replays and consulting with the Toronto Video Room, determines that the goal on the ice should have been allowed because either: (i) there was no actual contact of any kind initiated by the attacking Player with the goalkeeper; or (ii) the attacking Player was pushed, shoved or fouled by a defending Player causing the attacking Player to come into contact with the goalkeeper; or (iii) the attacking Player's positioning within the crease did not impair the goalkeeper's ability to defend his goal and, in fact, had no discernible impact on the play.
3. The Video Review process on these plays (whether initiated by way of a Coach's Challenge or by Hockey Operations in the final minute of play or in Overtime) will be utilized exclusively for purposes of confirming or overturning a "GOAL" or "NO GOAL" call on the ice on scoring plays potentially involving "Interference on the Goalkeeper." The Video Review process on these plays – regardless of its outcome – will not be utilized for any other purpose, including, specifically, for assessing minor or major penalties for Goalkeeper Interference.

Rule 76.4, Face-Offs – Paragraph 2

When the face-off takes place at any of the nine face-off spots, the players taking part shall take their position so that they will stand squarely facing their opponent's end of the rink, and clear of the ice markings (where applicable). The sticks of both players facing-off shall have the blade on the ice, within the designated white area. At the eight face-off spots (excluding center ice face-off spot), the defending player shall place his stick within the designated white area first followed immediately by the attacking player. When the face-off is conducted at the center ice face-off spot, the visiting player shall place his stick on the ice first.

ANAHEIM DUCKS

Honda Center
2695 E Katella Ave
Anaheim, CA 92806
714.940.2900
GM: Bob Murray Coach: Bruce Boudreau

ARIZONA COYOTES

Jobing.com Arena
9400 W Maryland Avenue
Glendale, AZ 85305
623.772.3200
GM: Don Maloney Coach: Dave Tippett

BOSTON BRUINS

TD Garden
100 Legends Way
Boston, MA, 02114-1303
617.624.1900
GM: Don Sweeney Coach: Claude Julien

BUFFALO SABRES

First Niagara Center
One Seymour H. Knox III Plaza
Buffalo, NY, 14203
716.855.4100
GM: Tim Murray Coach: Dan Bylsma

CALGARY FLAMES

Scotiabank Saddledome
555 Saddledome Rise, SE
Calgary, AB, T2P 3B9
403.777.4636
GM: Brad Treliving Coach: Bob Hartley

CAROLINA HURRICANES

PNC Arena
1400 Edwards Mill Road
Raleigh, NC, 27607
919.467.7825
GM: Ron Francis Coach: Bill Peters

CHICAGO BLACKHAWKS

United Center
1901 W Madison Street
Chicago, IL, 60612
312.455.7000
GM: Stan Bowman Coach: Joel Quenneville

COLORADO AVALANCHE

Pepsi Center
1000 Chopper Circle
Denver, CO, 80204
303.405.1100
GM: Joe Sakic Coach: Patrick Roy

COLUMBUS BLUE JACKETS

Nationwide Arena
200 W Nationwide Boulevard
Columbus, OH, 43215
614.246.4625
GM: Jarmo Kekalainen Coach: Todd Richards

DALLAS STARS

American Airlines Center
2500 Victory Avenue
Dallas, TX, 75034
214.387.5600
GM: Jim Nill Coach: Lindy Ruff

DETROIT RED WINGS

Joe Louis Arena
19 Steve Yzerman Drive
Detroit, MI, 48226
313.394.7000
GM: Ken Holland Coach: Jeff Blashill

EDMONTON OILERS

ReXall Place
7424 118 Avenue
Edmonton, AB, T5G 3H7
780.414.4000
GM: Peter Chiarelli Coach: Todd McLellan

FLORIDA PANTHERS

BB&T Center
One Panther Parkway
Sunrise, FL, 33323
954.835.7000
GM: Dale Tallon Coach: Gerard Gallant

LOS ANGELES KINGS

Toyota Sports Center
555 N Nash Street
El Segundo, CA, 90245
310.535.4500
GM: Dean Lombardi Coach: Darryl Sutter

MINNESOTA WILD

Xcel Energy Center
175 Kellogg Boulevard W #501
St. Paul, MN, 55102
651.602.6000
GM: Chuck Fletcher Coach: Mike Yeo

MONTREAL CANADIENS

Bell Centre
1909 av des Canadiens-de-montreal
Montreal, QC, H3B 5E8
514.932.2582
GM: Marc Bergevin Coach: Michel Therrien

NASHVILLE PREDATORS

Bridgestone Arena
501 Broadway
Nashville, TN, 37203
615.770.2300
GM: David Poile Coach: Peter Laviolette

NEW JERSEY DEVILS

Prudential Center
165 Mulberry Street
Newark, NJ, 07102
973.757.6100
GM: Ray Shero Coach: John Hynes

NEW YORK ISLANDERS

Barclays Center
620 Atlantic Ave.
Brooklyn, NY, 11217
917.618.6700
GM: Garth Snow Coach: Jack Capuano

NEW YORK RANGERS

Madison Square Garden
4 Pennsylvania Plaza, 14th Floor
New York, NY, 10121
212.465.6486
GM: Jeff Gorton Coach: Alain Vigneault

OTTAWA SENATORS

Canadian Tire Centre
1000 Palladium Drive
Kanata, ON, K2V 1A5
613.599.0250
GM: Bryan Murray Coach: Dave Cameron

PHILADELPHIA FLYERS

Wells Fargo Center
3601 South Broad Street
Philadelphia, PA, 19148
215.465.4500
GM: Ron Hextall Coach: Dave Hakstol

PITTSBURGH PENGUINS

CONSOL Energy Center
1001 5th Avenue
Pittsburgh, PA, 15219
412.642.1300
GM: Jim Rutherford Coach: Mike Johnston

ST. LOUIS BLUES

Scottrade Center
1401 Clark Avenue
St. Louis, MO, 63103
314.622.2500
GM: Doug Armstrong Coach: Ken Hitchcock

SAN JOSE SHARKS

SAP Center at San Jose
525 W Santa Clara Street
San Jose, CA, 95113
408.287.7070
GM: Doug Wilson Coach: Peter DeBoer

TAMPA BAY LIGHTNING

Tampa Bay Times Forum
401 Channelside Drive
Tampa, FL, 33602
813.301.6500
GM: Steve Yzerman Coach: Jon Cooper

TORONTO MAPLE LEAFS

Air Canada Centre
40 Bay Street Suite 400
Toronto, ON, M5J 2X2
416.815.5700
GM: Lou Lamoriello Coach: Mike Babcock

VANCOUVER CANUCKS

Rogers Arena
800 Griffiths Way
Vancouver, BC, V6B 6G1
604.899.4600
GM: Jim Benning Coach: Willie Desjardins

WASHINGTON CAPITALS

Verizon Center
601 F Street NW
Washington, DC, 22203
202.266.2200
GM: Brian MacLellan Coach: Barry Trotz

WINNIPEG JETS

MTS Centre
300 Portage Avenue
Winnipeg, MB, R3C 5S6
204.987.7825
GM: Kevin Cheveldayoff Coach: Paul Maurice

REFEREES

Name	Number
*Brenk, Jake	42
Charron, Francis	6
*Chmielewski, Tom	43
Dwyer, Gord	19
Furlatt, Eric	27
*Hanson, Trevor	47
Hasenfrazt, Mike	8
Hebert, Ghislain	22
Hebert, Jean	15
Jackson, Dave	8
Joannette, Marc	25
Kimmerly, Greg	18
Kowal, Tom	32
Kozari, Steve	40
L'Ecuuyer, Frederick	17
LaRue, Dennis	14
Lee, Chris	28
Leggo, Mike	3
*Lemelin, Mark	41
*Lewis, Dave	46
Luxmore, Thomas John	21
Martell, Rob	26
McCauley, Wes	4
*McIsaac, Jon	45
Meier, Brad	34
Morton, Dean	36
*Nicholson, Kendrick	44
O'Halloran, Dan	13
O'Rourke, Dan	9
Peel, Tim	20
Pochmara, Brian	16
Pollock, Kevin	33
*Rank, Garrett	48
Rehman, Kyle	37
*Romasko, Evgeny	39
Rooney, Chris	5
Skilliter, Graham	24
St. Pierre, Justin	12
St-Laurent, Francois	38
Sutherland, Kelly	11
Walsh, Ian	29
Watson, Brad	23

LINESMEN

Name	Number
*Alphonso, Shandor	52
Amell, Derek	75
Barton, Steve	59
*Berg, Devin	87
Brisebois, David	96
Cameron, Lonnie	74
Cherrey, Scott	50
Cormier, Michel	76
Cvik, Mike	88
Devorski, Greg	54
Driscoll, Scott	68
Galloway, Ryan	82
*Gawryletz, Brandon	64
Gibbons, Ryan	58
Gibbs, Darren	66
*Grandt, John	98
Henderson, Don	91
Heyer, Shane	55
Kovachik, Brad	71
*Knorr, Trent	63
Lazarowich, Brad	86
Mach, Brian	78
MacPherson, Matt	83
McElman, Andy	90
Miller, Steve	89
Murchison, Kiel	79
Murphy, Brian	93
Murray, Jonny	95
Nansen, Derek	70
Nelson, Thor	80
Nowak, Tim	77
Pancich, Bryan	94
Racicot, Pierre	65
Rody, Vaughan	73
Sericolo, Anthony	84
Sharrers, Jay	57
Shewchyk, Mark	92
Wheler, Mark	56

*Minor league official

2014.15 NHL STANDINGS / NHL LEADERS

WESTERN CONFERENCE

CENTRAL DIVISION

Team	GP	W	L	O	GF	GA	PTS
y - ST. LOUIS (2)	82	51	24	7	109	248	201
x - NASHVILLE (3)	82	47	25	10	104	232	208
x - CHICAGO (4)	82	48	28	6	102	229	189
x - MINNESOTA (6)	82	46	28	8	100	231	201
x - WINNIPEG (7)	82	43	26	13	99	230	210
DALLAS (10)	82	41	31	10	92	261	260
COLORADO (11)	82	39	31	12	90	219	227

PACIFIC DIVISION

Team	GP	W	L	O	GF	GA	PTS
z - ANAHEIM (1)	82	51	24	7	109	236	226
x - VANCOUVER (5)	82	48	29	5	101	242	222
x - CALGARY (8)	82	45	30	7	97	241	216
LOS ANGELES (9)	82	40	27	15	95	220	205
SAN JOSE (12)	82	40	33	9	89	228	232
EDMONTON (13)	82	24	44	14	62	198	283
ARIZONA (14)	82	24	50	8	56	170	272

p - winner of Presidents' Trophy x - clinched playoff spot y - clinched division z - clinched conference

EASTERN CONFERENCE

ATLANTIC DIVISION

Team	GP	W	L	O	GF	GA	PTS
y - MONTRÉAL (2)	82	50	22	10	110	221	189
x - TAMPA BAY (3)	82	50	24	8	108	262	211
x - DETROIT (6)	82	43	25	14	100	235	221
x - OTTAWA (7)	82	43	26	13	99	238	215
BOSTON (9)	82	41	27	14	96	213	211
FLORIDA (10)	82	38	29	15	91	206	223
TORONTO (15)	82	30	44	8	68	211	262
BUFFALO (16)	82	23	51	8	54	161	274

METROPOLITAN DIVISION

Team	GP	W	L	O	GF	GA	PTS
p - NY RANGERS (1)	82	53	22	7	113	252	192
x - WASHINGTON (4)	82	45	26	11	101	242	203
x - NY ISLANDERS (5)	82	47	28	7	101	252	230
x - PITTSBURGH (8)	82	43	27	12	98	221	210
COLUMBUS (11)	82	42	35	5	89	236	250
PHILADELPHIA (12)	82	33	31	18	84	215	234
NEW JERSEY (13)	82	32	36	14	78	181	216
CAROLINA (14)	82	30	41	11	71	188	226

NHL LEADERS

INDIVIDUAL SCORING LEADERS

Player	Team	GP	G	A	PTS	+/-	PIM
Jamie Benn	DAL	82	35	52	87	1	64
John Tavares	NYI	82	38	48	86	5	46
Sidney Crosby	PIT	77	28	56	84	5	47

DEFENCEMEN SCORING LEADERS

Player	Team	GP	G	A	PTS	+/-	PIM
Erik Karlsson	OTT	82	21	45	66	7	42
Brent Burns	SJS	82	17	43	60	-9	65
P.K. Subban	MTL	82	15	45	60	21	74

ROOKIE SCORING LEADERS

Player	Team	GP	G	A	PTS	+/-	PIM
Mark Stone	OTT	80	26	38	64	21	14
Johnny Gaudreau	CGY	80	24	40	64	11	14
Filip Forsberg	NSH	82	26	37	63	15	24

GOALTENDING

Goals Against Average (Min-14 GP)

Carey Price	MTL	1.96
Devan Dubnyk	MIN/ARI	2.07
Pekka Rinne	NSH	2.18

Wins

Carey Price	MTL	44
Pekka Rinne	NSH	41
Braden Holtby	WSH	41

Shutouts

Marc-Andre Fleury	PIT	10
Carey Price	MTL	9
Braden Holtby	WSH	9

CATEGORY LEADERS

Goals

Alex Ovechkin	WSH	53
Steven Stamkos	TB	43
Rick Nash	NYR	42

Assists

Nicklas Backstrom	WSH	60
Jakub Voracek	PHI	59
Sidney Crosby	PIT	56
Daniel Sedin	VAN	56

Power Play Goals

Alex Ovechkin	WSH	25
Joe Pavelski	SJ	19
Claude Giroux	PHI	14
Gustav Nyquist	DET	14
Wayne Simmonds	PHI	14

Shorthanded Goals

Tyler Toffoli	LA	5
Rick Nash	NYR	4
Blake Wheeler	WPG	4
Brandon Sutter	PIT	4

Game-Winning Goals

Alex Ovechkin	WSH	11
Max Pacioretty	MTL	10

5 players at 8

Shots

Alex Ovechkin	WSH	395
Rick Nash	NYR	304
Max Pacioretty	MTL	302

Shooting PCT (Min-48 SH)

Alex Tanguay	COL	21.2%
Jiri Hudler	CGY	19.6%
Benoit Pouliot	EDM	18.1%

Plus/Minus

Max Pacioretty	MTL	38
Nikita Kucherov	TB	38
Tyler Johnson	TB	33

NHL AWARD WINNERS

HART MEMORIAL TROPHY

Carey Price—Montreal Canadiens

VEZINA TROPHY

Carey Price—Montreal Canadiens

JAMES NORRIS MEMORIAL TROPHY

Erik Karlsson—Ottawa Senators

ART ROSS TROPHY

Jamie Benn—Dallas Stars

MAURICE "ROCKET" RICHARD TROPHY

Alex Ovechkin—Washington Capitals

JACK ADAMS AWARD

Bob Hartley—Calgary Flames

CALDER MEMORIAL TROPHY

Aaron Ekblad—Florida Panthers

CONN SMYTHE TROPHY

Duncan Keith—Chicago Blackhawks

KING CLANCY MEMORIAL TROPHY

Henrik Zetterberg—Detroit Red Wings

LADY BYNG MEMORIAL TROPHY

Jiri Hudler—Calgary Flames

BILL MASTERTON MEMORIAL TROPHY

Devan Dubnyk—Minnesota Wild

TED LINDSAY AWARD

Carey Price—Montreal Canadiens

FRANK J. SELKE TROPHY

Patrice Bergeron—Boston Bruins

WILLIAM M. JENNINGS TROPHY

Carey Crawford—Chicago Blackhawks

Carey Price—Montreal Canadiens

BRIDGESTONE MARK MESSIER NHL LEADERSHIP AWARD

Jonathan Toews—Chicago Blackhawks

NHL FOUNDATION AWARD

Brent Burns—San Jose Sharks

GENERAL MANAGER OF THE YEAR AWARD

Steve Yzerman—Tampa Bay Lightning

2015.16 CRITICAL DATES

SEPTEMBER

- 2-4 NHL/NHLPA Rookie Orientation Program (Leesburg, Va.)
- 7-9 NHL/NHLPA Player Media Tour (Toronto, Ont.)
- 9 NHL PR Directors Meeting (Toronto, Ont.)
- 9-10 NHL Broadcast Meetings (Toronto, Ont.)
- 12-14 NHL Officials Training Camp (Buffalo, N.Y.)
- 10 Rookie camps open
- 17 Training camps open
- 20 Preseason schedule begins
- 21 NHL Alumni Awards Gala Dinner – Honorees: Mark Messier, Gerry Sillers and Pete Tucker (Toronto, Ont.)
- 21 2015 Kraft Hockeyville™ Canada: San Jose Sharks vs. Vancouver Canucks (North Saanich, B.C.)
- 24 CCM/USA Hockey All-American Prospects Game (First Niagara Center, Buffalo, N.Y.)
- 29 2015 Kraft Hockeyville™ USA: Tampa Bay Lightning vs. Pittsburgh Penguins (Johnstown, Pa.)
- 29 NHL Board of Governors Meeting (New York, N.Y.)

OCTOBER

- 6 Opening day playing rosters set (5:00 p.m. ET)
- 7 Opening night: 2015-16 NHL Regular Season begins
- 7 2015 Molson Canadian NHL Face-Off™
- 7 Blackhawks raise Stanley Cup banner: New York Rangers at Chicago Blackhawks
- 9 New York Islanders play first NHL game at Barclays Center vs. Chicago Blackhawks (Brooklyn, N.Y.)
- 19 – Nov. 13 Hockey Fights Cancer Awareness campaign

NOVEMBER

- 6 Hockey Hall of Fame Game: Detroit Red Wings at Toronto Maple Leafs (Air Canada Centre, Toronto, Ont.)
- 9 Hockey Hall of Fame induction ceremony (Toronto, Ont.) Inductees: Sergei Fedorov, Phil Housley, Nicklas Lidstrom, Chris Pronger, Angela Ruggiero (Player category); Bill Hay, Peter Karmanos Jr. (Builder category); Media honorees: Bob McKenzie, Nick Nickson.
- 10 NHL General Managers' Meeting (Toronto, Ont.)
- 26 NHL Founders Day (1917)
- 27 2015 Discover NHL Thanksgiving Showdown™: New York Rangers at Boston Bruins (1:00 p.m. ET)

2015.16 CRITICAL DATES

DECEMBER

- 1 Signing deadline for Group 2 free agents (5:00 p.m. ET)
- 7-8 NHL Board of Governors Meeting (Pebble Beach, Calif.)
- 17 U.S. Hockey Hall of Fame induction (Inductees: Ron DeGregorio, Chris Drury, Angela Ruggiero, Mathieu Schneider) & Celebration of Lester Patrick (Recipients: Bob Crocker, Jeremy Jacobs) (Boston, Mass.)
- 19-27 Holiday roster freeze in effect: For all players on an NHL active roster, injured reserve, or with non-roster and injured non-roster status as of midnight (local time) Dec. 19, a roster freeze shall apply through midnight (local time) Dec. 27, with respect to waivers, trades and loans, subject to the exceptions provided for in CBA Article 16.5 (d).
- 23-25 Holiday break
(no scheduled practices – dressing rooms closed)
- 26 – Jan. 5 IIHF World Junior Championship (Helsinki, Finland)

JANUARY

- 1 2016 Bridgestone NHL Winter Classic®:
Montreal Canadiens vs. Boston Bruins (Gillette Stadium, Foxborough, Mass.)
- 12 USHL/NHL Top Prospects Game (Omaha, Nebr.)
Week of 18th NHL Central Scouting Mid-Season Rankings release
- 28 CHL/NHL Top Prospects Game
(Pacific Coliseum, Vancouver, B.C.)
- 28 – Feb. 1 NHL All-Star Break (no games played)
- 28-31 No scheduled practices – dressing rooms closed
- 30 NHL All-Star Skills Competition®
(Bridgestone Arena, Nashville, Tenn.)
- 31 2016 NHL All-Star Game
(Bridgestone Arena, Nashville, Tenn.)
- 31 – Feb. 1 AHL All-Star Classic (Syracuse, N.Y.)

FEBRUARY

- 1 Hockey is for Everyone Month begins
- 2 NHL Regular Season resumes
- 5-6 ECHL Hockey Heritage Weekend
(host: Kalamazoo, Mich.)
616th Annual Scotiabank Hockey Day in Canada
(host: Kamloops, B.C.)
- 21 2016 Coors Light NHL Stadium Series®:
Chicago Blackhawks vs. Minnesota Wild
(TCF Bank Stadium, Minneapolis, Min.)
- 19-21 9th Annual Hockey Weekend Across America
presented by CCM (USA Hockey)
- 27 2016 Coors Light NHL Stadium Series®:
Detroit Red Wings vs. Colorado Avalanche
(Coors Field, Denver, Colo.)
- 29 Trade deadline (3:00 p.m. ET)

MARCH

- 1 Deadline for each national association to announce at least 16 members of its 2016 World Cup of Hockey roster
- 14-16 NHL General Managers' Meeting (Boca Raton, Fla.)

APRIL

- 7-9 NCAA Frozen Four (Amalie Arena, Tampa Bay, Fla.)
- 9 Last day of regular season (all teams in action)
Week of 11th NHL
Central Scouting Final Rankings release
- 13 Stanley Cup Playoffs begin
- 14-24 IIHF Under-18 World Championship (Grand Forks, N.D.)
- 29-May 15 IIHF World Championship
(Moscow and St. Petersburg, Russia)
- TBA NHL Draft Lottery

MAY

- 19-29 CHL Memorial Cup (Red Deer, Alta.)
- 29-June 4 NHL Scouting Combine (Buffalo, N.Y.)

JUNE

- 1 Deadline for each national association to announce balance of its team's roster (20 skaters and three goalies total) for 2016 World Cup of Hockey
- 18 Last possible day for 2016 Stanley Cup Final
- TBA Deadline for first club-elected salary arbitration
(later of June 15 or 48 hours after the conclusion of the Stanley Cup Final, 5:00 p.m. ET)
- TBA NHL Awards
- 24-25 NHL Draft (First Niagara Center, Buffalo, N.Y.)

JULY

- 1 Free agency begins (12:00 p.m. ET)
- 5 Deadline for player-elected salary arbitration notification (5:00 p.m. ET)
- 6 Deadline for club-elected salary arbitration notification (5:00 p.m. ET)
- 20-Aug. 4 Salary arbitration hearings held

AUGUST

- 6 Deadline for salary arbitration decisions to be rendered

ASSIST

An assist is awarded to the player or players (maximum of two) who touch the puck prior to the goal, provided no defender plays or possesses the puck in between.

GAME PLAYED

A player receives credit for playing in a game if: i) he steps on the ice during time played or ii) serves any penalty.

GAME-WINNING GOAL

After the final score has been determined, the goal which leaves the winning club one goal ahead of its opponent is the game-winning goal (example: if Team A beats Team B 8-3, the player scoring the fourth goal for Team A receives credit for the game-winning goal).

GOAL

A goal is awarded to the last player on the scoring club to touch the puck prior to the puck entering the net.

GOALS AGAINST AVERAGE

Multiply goals allowed (GA) by 60 and divide by minutes played (MINS).

GOALTENDER

A goaltender receives a "W" for a win in regulation, overtime or shootout; an "L" for a loss in regulation; or an "OT" for a loss in overtime or shootout.

PENALTY KILLING PERCENTAGE

Subtract the total number of power play goals allowed from total number of short-handed situations to get total number of power plays killed. Divide the total number of power plays killed by the total number of short-handed situations.

PLUS/MINUS

A player receives a "plus" if he is on the ice when his club scores an even-strength or short-handed goal. He receives a "minus" if he is on the ice for an even-strength or short-handed goal scored by the opposing Club. The difference in these numbers is considered the player's plus/minus statistic.

POWER PLAY GOAL

A goal scored by a club while it has a manpower advantage due to an opponent's penalty. Following are some examples of what is and is not considered a power play goal:

- if a club has an advantage on a minor penalty starting at 2:02 of the period and it scores at 4:02, the goal is not a power play goal.
- if a club scores on a delayed penalty, the goal is not a power play goal.
- if a club has an advantage due to a five-minute major or match penalty, that club is always credited with having one more advantage than the number of power play goals it scores during that advantage, because the penalty does not expire. A new advantage begins after each power play goal. For example, if Team A scores three goals during a major penalty, it is credited with four advantages.
- if a club is on a power play for any length of time, it is considered to have had an advantage.
- if a minor penalty is incurred by a club on a power play due to a major penalty, a new advantage is given to that Club when its minor penalty expires, provided the opponent's major penalty is still in effect.

POWER PLAY PERCENTAGE

Total number of power play goals divided by total number of power play opportunities.

SAVE PERCENTAGE

Subtract goals allowed (GA) from shots against (SA) to determine saves. Then divide saves by shots against.

SHOOTING PERCENTAGE

Divide the number of goals scored by the number of shots taken.

SHORT-HANDED GOAL

A goal scored by a club while it is at a manpower disadvantage. The same cases apply for short-handed as for power play goals, but in the opposite manner.

SHOT ON GOAL

If a player shoots the puck with the intention of scoring and if that shot would have gone in the net had the goaltender not stopped it, the shot is recorded as a "shot on goal".

SHUTOUT

If two goaltenders combine for a shutout, neither receives credit for the shutout. Instead it is recorded as a club shutout.

TENTHS OF A SECOND

If a penalty or goal occurs in the last minute, the time is rounded off to the previous second (ex: if a penalty is called with 12.4 seconds left in a period, the time is indicated as 19:47 and not 19:48.)

WINNING PERCENTAGE


Multiply the total number of games played by two to find the total amount of possible points available then divide by total amount of points obtained.

COACH'S RECORD

A coach receives a "W" for a win in regulation, overtime or shootout; an "L" for a loss in regulation; or an "OT" for a loss in overtime or shootout.

** NOTE: No individual skater/goaltender statistics apply for the shootout





MEDIA

2015.16 MEDIA GUIDELINES

CANUCKS SPORTS & ENTERTAINMENT MEDIA POLICY STATEMENT

Canucks Sports & Entertainment (CSE) endeavours to provide members of the media with appropriate access and proper resources for the effective performance of their services and to cultivate an environment of mutual cooperation and respect. CSE expects all members of the media to act with honesty and integrity, to engage in factual and accurate reporting and to comply at all times with the policies and procedures set out in these guidelines or otherwise communicated by Canucks media relations staff. Members of the media should be aware that they will be held to the same standards of conduct whether providing services for an accredited organization or acting individually or on behalf of unaccredited organizations and whether performing services for traditional media outlets or emerging media outlets and social networks. CSE RESERVES THE RIGHT TO ENFORCE THESE MEDIA GUIDELINES BY REVOKING CREDENTIALS OR OTHERWISE RESTRICTING AND/OR DENYING ACCESS BY ANY PERSON TO ROGERS ARENA (OR BY LIMITING ACCESS TO CERTAIN AREAS OF THE ARENA) EITHER TEMPORARILY OR PERMANENTLY.

GENERAL RULES & POLICIES

- Cell phones cannot be used for any purpose in the Canucks dressing and workout rooms at any time (NHL media regulation). PDA's or other mobile devices equipped with cell phone capabilities may be used for email / messaging only.
- Stock and general still and video images are not permitted to be taken in the dressing and workout rooms, i.e., you cannot stand at the entrance and pan the room, or take stock and general images of players or the room.
- Reporters or photographers using an audio recorder, still camera or mini-cam for audio or video recording purposes must inform the person being interviewed (as well as Canucks media relations staff), prior to making any recording, if that recording will or may be posted on the internet.
- All video must adhere to the NHL's broadcast policies available on NHL.com. Material may only be used for editorial purposes.

ACCREDITATION

Season passes: Issued to print, radio and television media members who cover the Vancouver Canucks on a regular basis as part of their work requirements.

Single Game Passes: Media members from accredited radio, print or television outlets requesting a single-game media pass must make a request at least 48 hours prior to the game. Requests should be submitted online at canucks.com/mediarelations. Contact Alfred De Vera (alfred.devera@canucks.com) for access information.

Members of the media are reminded that press box seating is reserved for working members of media covering a particular game or series of games. Media passes must be displayed at all times. In all cases, passes are non-transferable and any unauthorized use will subject the bearer to ejection from Rogers Arena and forfeiture of the credential. Please see back of game pass for team and League policies.

The Vancouver Canucks are unable to provide access to new and emerging media except in special circumstances or on a case-by-case basis due to space constraints and demand in our press box and locker room areas.

INTERVIEWS

In accordance with NHL policy, game-day interviews are permitted within five minutes following the morning skate

and within five minutes following the conclusion of a game. Canucks Head Coach Willie Desjardins will conduct game-day interviews in the media workroom located across the hall from the dressing rooms.

PHOTOGRAPHERS

Photographers on assignment from accredited newspapers, magazines and wire services may apply for single game photo passes by submitting the request online at canucks.com/mediarelations at least 48 hours prior to the game they desire to shoot. Beat photographers will receive season passes and will shoot from their assigned seats. Assignment photographers will be designated a seat through Alfred De Vera.

CSE does not allow photographers in the team dressing or workout rooms on the road, or at home, without prior authorization. Photographers must request access to the Canucks dressing and workout rooms for a specific assignment. The granting of access will be at CSE's sole discretion and typically will only be granted for direct and specifically requested player interviews or 'events' such as a photo of a new goaltender mask, milestone goal, etc.

Strobe Rentals: Those photographers wishing to set up strobe lighting must first contact Leah Browne for the necessary authorization, at 604.899.4839. Strobes are often booked quickly and photographers are encouraged to make requests as early as possible.

USE OF VIDEO AND AUDIO RELATED CONTENT ON INTERNET PLATFORMS

There are limitations on third party use of Canucks video and audio related content ("Canucks Content") on internet platforms. Canucks Content includes but is not limited to interviews, news conferences, practices and community-related events. Games fall under the NHL's broadcast policies. Canucks Content does not extend to the use of editorial text on the internet or text alerts sent to PDA's or cell phones. Canucks Content also does not include "talking head" video or audio of reporters at Canucks facilities, where no team team/interview/press conference footage is used. The limitations and guidelines around use of Canucks Content on internet platforms is as follows:

- Up to 60 seconds maximum per day of video and audio may be used on the Internet by CSE-credentialed news organizations.
- An additional 60 seconds of game highlights may also be used for up to 24 hours following the conclusion of a game.
- No video or audio may be streamed live.
- Material may be archived for 24 hours maximum—no permanent archive of Canucks Content is permitted.
- All material must link back to the team web site (example: "For more information, go to www.canucks.com"). Canucks.com is permitted to link to such posted material.
- All Canucks Content is restricted to use on media websites and may not be "pushed" to other platforms (including but not limited to cell phones).
- Canucks Content cannot be marketed or sold on a subscription basis.
- Canucks Content may be used only in editorial context (such as in links that illustrate stories or in multimedia news sections) and may not be featured in stand-alone multimedia entertainment sections of any website.
- Canucks Content must adhere to the NHL's broadcast policies.

- There is to be no sponsorship or advertising (including pre-roll video player advertising) associated with or connected with Canucks Content. CSE acknowledges that websites may include commercial advertising in banners and contextual ads, but the ads may not be specifically related to Canucks Content.

MEDIA PARKING

Rogers Arena is unable to provide complimentary parking to members of the media. Media personnel are encouraged to use parking lots around Rogers Arena during games.

MEDIA ENTRANCE – GATE 9

All media must access Rogers Arena through Gate 9 on the South side of the building (Griffiths Way). Please check in at the media credential station located inside Gate 9 by the elevators. Media can access the Press Box and Gondola on Level 500 from the Gate 9 elevators.

TELEVISION/RADIO BOOTHS

Television and radio broadcast booths are located in the media gondola on level 500 accessible by the Gate 9 elevators. The media relations department is pleased to arrange pre-tapes and quick hit interviews according to NHL guidelines. Pre-tape and quick hit requests should be made with the Canucks Media Relations Department no later than the morning skate.

DRESSING ROOMS

The dressing rooms for both the home and visiting team are located on Level 000 of Rogers Arena. Unless otherwise indicated, dressing rooms are open to the media within five minutes following the conclusion of the game. All media members must have their passes displayed in order to gain access to the dressing room. The dressing rooms are accessible post-game from the Press Box via the South Elevators at Gate 9.

PRESS BOX

The following services are provided to all accredited media members:

- 1 Game notes and lineup sheets are available by 10:00 a.m. on game days.
- 2 Between-period game summaries and post-game final statistics will be distributed to the media.
- 3 Out-of-town scores and officiating decisions will be provided upon availability.
- 4 Closed circuit television monitors with instant replay are situated throughout the press box.
- 5 A media workroom is situated at dressing room level.

FOOD & DRINK SERVICE

A media meal is available for purchase on game nights. Complimentary soft drinks, coffee, water and popcorn are available to everyone in the press box. Media are also invited to purchase food from the various concessions located on the public concourses at Rogers Arena. Alcoholic beverages are prohibited in the press box.

FAX/PHOTOCOPY SERVICE

Complimentary fax and photocopy service is available upon request. For assistance, please contact a media relations representative.

VANCOUVER CANUCKS GAME NIGHT MEDIA SERVICES STAFF

Godfrey Rockwood
Bill Hinksman
Ryan Macey
Narinder Badesha
Mike McAleer
Sunny Sung
Trevor Vellenoweth

CANUCKS MEDIA HOTLINE: 604.899.4995

The Vancouver Canucks Media Hotline is a recorded message featuring practice times, travel information, player transactions and other important media information. The hotline is updated by 11:30pm (post-game) on game days and by 5:00pm on non-game days.

MEDIA WEBSITE

Accredited members of the media are encouraged to visit canucks.com/mediarelations. The site contains media opportunities, statistical information and team schedules.

PLEASE BE ADVISED THAT MEDIA PASSES MUST BE DISPLAYED AT ALL TIMES



CHRIS BRUMWELL
Vice President, Communications &
Community Partnerships

CHRIS BRUMWELL

Chris Brumwell is Vice President, Communications & Community Partnerships. He provides strategic leadership and direction to the Community, Media and Team Operations departments and is responsible for communications strategies across all Canucks Sports & Entertainment and Canucks for Kids Fund initiatives with the goal to help grow the Canucks brand in the community. He also provides strategic communications support for Ownership and the Senior Leadership team.

Chris has over 18 years of experience working with high-profile sport organizations and brands. He started his career with the Canucks media relations department in 1996 and spent nine seasons with the team before accepting a once-in-a-lifetime Olympic opportunity in 2005 with the Vancouver 2010 Organizing Committee where he served as Director, Media and Communications. Following the Games, Chris spent time at BC Hydro as Community and Media Relations Director then joined Lululemon Athletica in 2012 to lead the Communications team. He rejoined the Canucks in his current role in September 2013.

A native of Victoria, BC, Chris lives in Vancouver with his wife Jill and their three children: Rowan, Ruby and Charlie.



BEN BROWN
Director, Media Relations
& Team Operations

BEN BROWN

Ben Brown enters his 14th season with the Vancouver Canucks and sixth as Director, Media Relations & Team Operations. Ben is responsible for facilitating internal and corporate communication and serves as the primary liaison for all local, national and international media. Ben provides direction to the Media Relations department and is a member of the Canucks Sports & Entertainment Leadership Team.

Ben began working for Canucks Sports & Entertainment in 2001 and most recently served as Manager, Media Relations over five seasons with the club. Ben has also worked with the Vancouver Whitecaps Football Club and Quest Media in London, England.

A native of Saskatoon, SK, Ben graduated from Simon Fraser University with B.A. in Communication and a History minor.



STEPHANIE MANIAGO
Manager, Media Relations &
Publications

STEPHANIE MANIAGO

Stephanie Maniago enters her 11th season with the Vancouver Canucks and sixth as Manager, Media Relations & Publications. Stephanie serves as the Senior Editor for all company publications including the Yearbook, Game Day Magazine and Media Guide. She is responsible for corporate communication, manages daily media requests, produces club press releases and advisories and assists with press conferences while liaising with local and national media.

Stephanie joined the Canucks from the BC Lions of the CFL, where she served as a student associate in the Communications department.

A native of Burnaby, BC, Stephanie obtained a B.A. with a major in Communication and minor in History from Simon Fraser University.



ALFRED DE VERA
Coordinator, Media Relations

ALFRED DE VERA

Alfred De Vera enters his third season with the Vancouver Canucks and second season as Coordinator, Media Relations. Alfred serves as Associate Editor for all team publications including the Game Day Magazine and Media Guide. He is also responsible for player radio requests and compiling and distributing hockey information. Alfred first joined the Canucks as Media Relations Student Associate in the 2009/10 season.

Alfred rejoined the Canucks from FGL Sports in Calgary, where he served as an analyst in the hard goods (equipment) purchasing department.

Alfred is a native of Prince Rupert, BC and completed a Bachelor of Business Administration and a Communications minor from Simon Fraser University.

JOHN SHORTHOUSE

John Shorthouse returns for his 18th year behind the Canucks microphone, splitting play-by-play duties between Sportsnet and TSN 1040.

John's passion for play-by-play was forged listening to the legendary broadcast tandem of Jim Robson and Tom Larscheid.

In 1998, the Kerrisdale native realized a lifelong dream when he was named only the third full-time play-caller in Canucks history.

"Shorty and Tom" would team together for 12 years, before current partnerships were formed with John Garrett, Dave Tomlinson and Dan Murphy. John is thrilled to be back working with those three, as well as talented friends Mike Whittingham, Greg Shannon, Irfaan Gaffar, Blake Price and Jeff Paterson.

A graduate of the British Columbia Institute of Technology, John spent eight years at Global Sports Page before taking on his current job.

John, his wife Christina, their son Will, daughter Maggie and dog Simon reside in Dunbar.



JON ABBOTT

Jon Abbott enters his second season providing radio play by play and broadcast coverage for the Vancouver Canucks, sharing the booth with John Shorthouse on TSN 1040 and across the Canucks Radio Network.

Abbott joined the Vancouver Canucks broadcast team after serving as the voice of the Toronto Maple Leafs and Toronto Marlies, as well as covering the Ottawa Senators.

Before hitting the professional ranks, Abbott plied his trade in the Ontario Hockey League for seven seasons with stops in London, Toronto and Ottawa.

A graduate of Seneca College, Abbott's career as a broadcaster began at the age of 16. His play by play path has also led him to call games at the Calder Cup Championships, IIHF World Junior Hockey Championships, OHL Championships and the World Under-17 Hockey Championship.



DAVE TOMLINSON

Dave Tomlinson enters his sixth season in the Canucks broadcast booth as colour analyst after 15 years of professional hockey in the NHL, IHL, AHL, European leagues and Canada's National Team. Prior to joining the broadcast as colour analyst, Dave worked as an on-air host and analyst with TSN 1040. Drafted by the Toronto Maple Leafs in 1989, Dave's playing career included four years in the NCAA with Boston University, where he graduated with a Bachelor of Science in Business Administration. His professional career was highlighted by 42 NHL games with Toronto, Winnipeg and Florida, with stops in St. John's, Moncton and Cincinnati followed by 10 years in the German Elite League where he won four Championships. Dave comes from a sporting background, as his father, Dave Sr., played almost a decade in the CFL where he won a Grey Cup with the Calgary Stampeders in 1948.

Dave also spends his summer as an instructor at Sport Twist Conditioning where he works with athletes to validate their training style with continuous performance improvements. Dave and his wife Manja are proud parents to Leni Greta and Rocco David, and have a Doberman Pincher named Louis Vuitton.





JOHN GARRETT

Colour Commentary, Sportsnet Pacific

JOHN GARRETT

John Garrett brings over 20 years of broadcasting experience and 15 years as a professional goaltender to Canucks telecasts again this season. During the NHL season, John keeps busy by juggling his time between Canucks broadcasts and regular spots as an in-studio analyst. John was originally drafted 38th overall by St. Louis in the 1971 NHL Entry Draft, but his professional career gained momentum when he was selected by Minnesota in the 1973 WHA professional player draft. He went on to play seven seasons with Minnesota, Toronto, Birmingham and New England with his play being rewarded with three All-Star Game selections. John's NHL career began in Hartford in 1979 and he proceeded to play for seven seasons and 207 games for the Hartford Whalers, Quebec Nordiques, and Vancouver Canucks. He also represented the Canucks in the 1983 All-Star Game. John broke into the broadcasting world with Hockey Night in Canada in 1986, following his last NHL season as a player; he served as a member of the Hockey Night in Canada team until 1998.

John, a graduate of Queen's University, is married with two daughters and resides in Vancouver.



DAN MURPHY

Host, Sportsnet Pacific

DAN MURPHY

Dan Murphy enters his 13th season as host for Sportsnet's Vancouver Canucks broadcasts. After graduating from the University of Ottawa with a degree in Communications in 1992, Dan attended BCIT's Broadcast Journalism program where he graduated in 1995. He quickly got his start in television joining Global's Sports Page in Vancouver where he worked as a writer/reporter/producer from 1995 to 1999. Dan was then hired as a reporter by Sportsnet in November 1999 and hosted Vancouver Grizzlies NBA broadcasts on Sportsnet and VTV during the 2000.01 season.

Dan, his wife Christy, daughter Marlowe and their dog Boomer reside in North Vancouver.



STAFF

HOCKEY OPERATIONS



MIKE BROWN
Manager, Team Services



CHERYL LOVEBETH
Executive Office Manager



JOAN STOBBS
Executive Assistant to the President,
Hockey Operations & General Manager



ANDREA LOBO
Executive Assistant, Hockey Operations

COMMUNICATION & COMMUNITY RELATIONS



ALEX OXENHAM
Director, Community Partnerships &
Executive Director, CHKF



DIANA CAMPBELL
Senior Manager,
CKF Events & 50/50



ROD BRATHWAITE
Manager, Hockey Development
& Alumni



TARA CLARKE
Program Manager,
Community Partnerships



JESSICA HOFFMAN
Program Manager,
Community Partnerships



FERGAL DEMPSEY
Program Manager,
Charitable Events




PAUL BUCKLEY
Coordinator, Community Partnerships
& Mascot Liaison



KIRK MCLEAN
Canucks Ambassador



JANELLE NEUFELD
Coordinator,
Community Partnerships



NIKKI MATWIV
Program Coordinator 50/50



FIN
Mascot

GAME ENTERTAINMENT & CONTENT



RYAN NICHOLAS
Director, Game Entertainment
& Content



BRIANA GRIFFITH
Content Manager



JASON STEENSMA
Senior Producer



GAYLA ANDERSON
Senior Editor



DEREK JORY
Writer




SHAWN EDSTROM
Segment Producer



JESSICA MCNEILL
Segment Producer



JOEY KENWARD
Canucks TV Reporter



LAWREN CODY
Editor



PAUL ALBI
Content Producer



CHARLES CANAAN
Content Producer



MIKE HALL
Director, Game Presentation



CAM GOUDREAU
Manager, Game Entertainment & Events



ART GREEN
Sr. Producer, Game & Events



REBECCA GRANT
Assistant Manager, Game Entertainment
& Events

EVENT SERVICES



RUSSELL CHAMBERLAIN
Director, Event Services & Fan Experience



JIM DAY
Manager, Security, Safety &
Alcohol Compliance



NICOLE VANDENBERG
Manager, Fan Experience



KARA KEARBY
Event Manager




PATRICK UREKAR
Event Manager



CLAIRE MOCOCK
Assistant Manager, Health & Safety



OSCAR DURAN
Coordinator Fan Services and Rogers
Arena Tour Program



LAUREN KIPP
Event Coordinator




LEIGH MILES
Executive Assistant, Event Services

LIVE ENTERTAINMENT



SHEENA WAY
Director, Live Entertainment



DOROTHY CHAUSSE
Ticketing Administrator,
Event Ticketing & Booking


CORPORATE PARTNERSHIPS



JAMES DOUGLAS
Senior Director, Corporate Partnerships



JASON TAKEFMAN
Senior Director, Corporate Partnerships



MARIANNE BROOKS
Senior Account Manager, Corporate Partnerships



KELLY COOKE
Senior Account Manager, Corporate Partnerships

SALES & MARKETING BUSINESS OPERATIONS



BRAD PENNEFATHER
Senior Director, Sales & Marketing Business Operations



MELANIE MCLEOD
Manager, Marketing Projects



COLIN WHITESIDE
Manager, Partner Activation



NICOLE MACRAE
Manager, Sales & Marketing Operations



SAMANTHA BORLAND
Manager, Email Marketing



MARIE BAILEY
Marketing Project Manager, Fan Development



DENE MCKAY
Marketing Project Manager, Community, Operations & Events



ADAM SMITH
Marketing Project Manager, Revenue Generation



ALBERT YAN
Sales & Marketing Business Analyst



BRITTANY NICHOLSON
Executive Assistant, Sales & Marketing



ALEXIS DEMMERY
Account Executive, Partner Activation



SAM JACOBS
Account Executive, Partner Activation

SALES & MARKETING BUSINESS OPERATIONS CONTINUED



MORGAN WOOD
Account Executive, Partner Activation



AIDEN FOX
Project Coordinator



ALEX RISTEA
Sales Coordinator

CLIENT SERVICES & TICKET OPERATIONS



MARY NAGY
Director, Client Service & Ticket Operations



MARTHA VASSOS
Manager, Client Service



AYSHA MARTIN
Manager, Client Service & Ticket Operations



CHRIS WALLACE
Manager, Ticket Operations



GREG SARGENT
Account Executive, Club Seat Service



KATHRYN KANG
Coordinator, CSTO



STEVEN KANDBORG
Account Executive, Client Service



JACOB RONDOLO
Client Service Representative



ALEXANDRA WADDINGTON
Account Executive, Client Service

PHOTO NOT AVAILABLE

MANVIR PARMAR
Account Executive, Client Service

TICKET CENTRE



CLAYTON LETAIN

Manager, Ticket Centre & Client Service



ADRIENNE GREELEY

Coordinator, Ticket Centre

TICKET AND SUITE SALES



TARALYNN REBURN

Senior Manager, Premium Sales



ROBERT CHORNEY

Sales Manager, Premium Client Service



RYAN WHITMAN

Manager, Premium Client Service & Suite Operations



JAMES PALFRAMAN

Account Executive, Premium Client Service



LISA TSAI

Account Executive, Premium Client Service



GARY CHUNG

Senior Account Executive, Ticket Sales



KYLE BEATTIE

Account Executive, Group Ticket Sales



CAT BERGMANN

Account Executive, Ticket Sales




ARTHUR FIEDLER

Account Executive, Ticket Sales



THOMAS HENRY

Account Executive, Ticket Sales



AIDAN PELTON

Inside Sales Representative



MARC THOMSEN

Inside Sales Representative

TICKET AND SUITE SALES CONTINUED



JEFFREY UPPAL
Inside Sales Representative



ALEX VARKEVISSE
Inside Sales Representative

ENGINEERING



AL HUTCHINGS
Director, Facility Operations & Engineering



MARK WOHL
Manager, Plant Operations



SHAWN CAMPBELL
Supervisor, Conversions



CASEY DALGLEISH
Supervisor, Engineering Services



SANDRA YALLOP
Manager, Housekeeping



MICAH CIPRIAN
Assistant Manager, Housekeeping



JOSH STEVENS
Assistant Coordinator, Engineering Services



RENEE RICHARDSON
Coordinator, Facility Operations



STU CUMMINGS
Material Handling Coordinator



FERDIE DE GUZMAN
Central Services Coordinator



ABDUL FOYEZ
Lead Housekeeper



KEVIN GALLIVAN
Electrician


ENGINEERING CONTINUED



MATTHEW HRYHOR
Electrician



JOE LUND
Electrician



BRIAN TORGALSON
Carpenter




MEGHAN FORAN
Carpenter



STEVE CARON
Building Operator



KEITH FONG
Building Operator



STEVEN GOOD
Building Operator



GAVIN HAMBLIN
Building Operator



RICHARD BONNETT
Conversions Crew Leader



ALBERT DESIENA
Conversions Crew Leader



RICHARD DRIVER
Conversions Crew Leader



ED YEE
Conversions Crew Leader

PHOTO NOT AVAILABLE

WADE MCLENNAN
Building Operator

CANUCKS STAFF

FINANCE, ADMINISTRATION & TRAVEL



AARON WILSON
Director, Finance



PATRICIA BIGONZI
Controller, Hockey Operations



ELLA CHAN
Controller, Hospitality



LAURI SHORTYK
Assistant Controller, Arena



HEIDI HARMS
Corporate Accounting Manager



SARA KLASSEN
Accountant, Hockey & Canucks for Kids Fund



DIVESH BHULABHAI
Accounting & Retail System Manager



SHIRLEY LEIBOVITCH
Accountant Hospitality



DIANE SUTHERLAND
Accounts Receivable Administrator



KERRY KAVANAGH
Accounts Payable Administrator



SATOE KUBODERA
Accounts Payable Administrator



SOPHIA CHAN
Accounts Payable Administrator



JACKIE HAGERTY
Payroll Manager



AMANDA DION
Payroll Administrator



CATHIE MORONEY
Travel Manager

TECHNOLOGY



DEREK BOYD
Director, Technology



MARC PELLOW
Manager, Technology



GREG STORY
Senior Broadcast Technician



JOHN RILEY
Chief Audio Technician



KARL PEDERSEN
Digital Media Technician



LIEANE ARABSKY
Systems Analyst



TIM HEMMING
Senior Business Analyst



MEGHAN HEWITT HARTLEY
Technical Analyst




OLIVER PRINCE
Technical Analyst



AARON MACKEE
Hospitality System Analyst



CHRISTOS MCINTYRE
Help Desk Administrator



ALI OSTAD
Help Desk Analyst (AIG)

PHOTO NOT AVAILABLE

PARDAVE LEHRY
Technical Analyst

CANUCKS STAFF

BRAND & CREATIVE




MARK RAHAM
Creative Director



LEAH BROWNE
Senior Graphic Designer



DANA DESCHENE
Graphic Designer



YUMI SIMONSON
Graphic Designer




MAX YOUNG
Graphic Designer



POUYA PEIRAVI
Digital Designer



ANNIE CHAN
Production Coordinator




DAN COLLINS
Image Resource Coordinator

LEGAL



CHRIS BEARDSMORE
Director, Legal & Associate General
Counsel



MONA ZARBAFIAN
Legal Counsel

HUMAN RESOURCES



DANA CLARK
Director, Human Resources



KAROLINA MAY
Senior Manager, Human Resources



SONIA PATARA
Manager, Human Resources



RANBIR SINGH
Manager, Scheduling & Staff Services

HUMAN RESOURCES CONTINUED



TENISHA SOON PSAJD
Human Resources &
Staff Services Generalist



HARLEEN GILL
Staff Services Coordinator, Scheduling



CLARA KUOCH
Staff Services Coordinator, Scheduling



KAITLIN IMAI
Human Resources Assistant



MELANIE TAPLIN
Receptionist

HOSPITALITY



ROBERT BARTLEY
Executive Chef



TODD JEANNOTTE
Director, Premium Operations



DAN JOHNSTON
Division Manager, Hospitality



AXEL FLORES
Manager, Suites



SUE-YEN LEE
Manager, Catering



JONALEE JONES
Manager, Quick Service



MARTA LOZYSKA
Manager, Private Clubs



BRAD VIGUE
Executive Sous Chef

CANUCKS STAFF

HOSPITALITY CONTINUED



KRISTY ISAAK
Sous Chef, Catering



KYLE DAMPSY
Sous Chef, Premium Clubs




JACQUELINE JOHNS
Sous Chef, Pastry



DELBERT CIRFERA
Sous Chef, Centre Ice Grill



STEVEN YZERMAN
Sous Chef, Club 500



VALERIO PESCEBELLI
Sous Chef, Italian Cuisine



MILO BIGLER
Sous Chef, Suites & Stewards



COURTNEY BURYTA
Sommelier



NICOLE SWINDEN
Executive Assistant



SHANNON MCERLEAN
Suites/Catering Sales Administrator



CARA BALL
Assistant Manager, Quick Service



JAMIE BRANDON
Assistant Manager, Quick Service



EMMA DAGG
Assistant Manager, Quick Service



DREW JARDINE
Assistant Manager, Quick Service



DERMOTT HUTTON
Assistant Manager, Suites



RANJIT SEKHON
Operations Supervisor

CANUCKS TEAM STORE



WYNN MOODY
Senior Manager, Retail Operations



JILL WHITE
Merchandise/Buyer, Premium Product



ALISA KNOX
Merchandise/Buyer, Premium Product



MARKUS KARLSSON
Retail Manager, Events



PHIL KINNINMONT
Store Manager, Rogers Arena



KRISTINE DEL ROSARIO SMITH
Retail Administrative Coordinator

PHOTO NOT AVAILABLE

ERIKSON CHIA
Warehouse Supervisor

WEBSITE & NEW MEDIA



KEVIN KINGHORN
Director, Digital



CALVIN ROEX
Manager, Digital



MARK NIEHE
Web Developer



DAVID KYLE
Social Media Specialist



JAMES LIU
Coordinator Digital Revenue

PHOTO NOT AVAILABLE

ANDREW MCNIECE
Fan Data Specialist

HERE'S TO GAME WINNING GOALS.



BUD'S
YOU.

HIS BU
OR YOU



Budweiser

PROUD PARTNER OF THE VANCOUVER CANUCKS.

ENJOY RESPONSIBLY

®/MD ANHEUSER-BUSCH, LLC.

VANCOUVER CANUCKS PRIMARY LOGO AND NAME ARE REGISTERED TRADEMARKS OF THE NHL TEAM. © NHL 2015.



WE ARE ALL CANUCKS