



# ***VANCOUVER CANUCKS***

**2011.12 MEDIA GUIDE**



## SEPTEMBER

PS DENOTES PRE-SEASON GAMES

HOME AWAY

SUN	MON	TUE	WED	THU	FRI	SAT
11	12	13	14	15	16	17
18	19	20 <b>CBJ</b> PS 16/17	21	22 <b>EDM</b> TV PS 6:00	23	24 <b>ANA</b> TV PS 7:00
25 <b>SJ</b> PS 6:00	26	27	28 <b>ANA</b> TV PS 7:00	29 <b>SJ</b> TV PS 7:30	30	

## OCTOBER

SUN	MON	TUE	WED	THU	FRI	SAT
						1 <b>EDM</b> TV PS 7:00
2	3	4	5	6 <b>PIT</b> ★ TV 7:00	7	8
9	10 <b>CBJ</b> TV 4:00	11	12 <b>PHI</b> TV 4:30	13 <b>DET</b> TV 4:30	14	15 <b>EDM</b> TV 7:00
16	17	18 <b>NYR</b> TV 7:00	19	20 <b>NSH</b> TV 7:00	21	22 <b>MIN</b> TV 1:00
23	24	25 <b>EDM</b> TV 6:30	26 <b>STL</b> TV 7:00	27	28 <b>WSH</b> ★ TV 7:00	29
30	31					

## NOVEMBER

SUN	MON	TUE	WED	THU	FRI	SAT
		1 <b>CBJ</b> TV 6:30	2	3 <b>MIN</b> TV 5:00	4 <b>STL</b> TV 5:00	5
6 <b>CHI</b> TV 4:00	7	8	9	10 <b>LA</b> TV 7:30	11 <b>ANA</b> TV 7:30	12
13 <b>NYI</b> TV 6:00	14	15	16 <b>CHI</b> ★ TV 7:00	17	18	19
20 <b>OTT</b> TV 6:00	21	22	23 <b>COL</b> TV 6:30	24	25 <b>PHX</b> TV 6:00	26 <b>SJ</b> TV 7:00
27	28	29 <b>CBJ</b> TV 7:00	30			

## DECEMBER

SUN	MON	TUE	WED	THU	FRI	SAT
				1 <b>NSH</b> TV 7:00	2	3
4 <b>CBJ</b> TV 6:00	5	6 <b>COL</b> TV 7:00	7	8 <b>MTL</b> TV 4:30	9	10 <b>OTT</b> TV 4:00
11	12	13 <b>CBJ</b> TV 4:00	14	15 <b>CAR</b> TV 4:00	16	17 <b>TOR</b> TV 4:00
18	19 <b>MIN</b> TV 7:00	20	21 <b>DET</b> TV 7:00	22	23 <b>CBJ</b> ★ TV 7:00	24
25	26 <b>EDM</b> ★ TV 7:00	27	28 <b>SJ</b> TV 7:30	29 <b>ANA</b> TV 7:00	30	31 <b>LA</b> TV 7:00

## JANUARY

SUN	MON	TUE	WED	THU	FRI	SAT
1	2 <b>SJ</b> TV 5:00	3	4 <b>MIN</b> TV 7:00	5	6	7 <b>BOS</b> TV 10:00AM
8	9 <b>FLA</b> TV 4:30	10 <b>TB</b> TV 4:30	11	12 <b>STL</b> TV 5:00	13	14
15 <b>ANA</b> TV 6:00	16	17 <b>LA</b> TV 7:00	18	19	20	21 <b>SJ</b> ★ TV 1:00
22	23	24 <b>EDM</b> TV 7:00	25	26	27	28
29	30	31 <b>CHI</b> ★ TV 7:00				

## FEBRUARY

SUN	MON	TUE	WED	THU	FRI	SAT
			1	2 <b>DET</b> ★ TV 7:00	3	4 <b>COL</b> TV 12:00
5	6	7 <b>NSH</b> TV 5:00	8	9 <b>MIN</b> TV 5:00	10	11 <b>CBJ</b> TV 4:00
12	13 <b>PHX</b> TV 7:00	14	15 <b>COL</b> TV 7:00	16	17	18 <b>TOR</b> ★ TV 4:00
19 <b>EDM</b> TV 6:00	20	21 <b>NSH</b> TV 5:00	22	23 <b>DET</b> TV 4:30	24 <b>NJ</b> TV 4:00	25
26 <b>DAL</b> TV 12:00	27	28 <b>PHX</b> TV 6:00	29			

## MARCH

SUN	MON	TUE	WED	THU	FRI	SAT
				1 <b>STL</b> TV 7:00	2	3 <b>BUF</b> ★ TV 7:00
4	5	6 <b>DAL</b> TV 7:00	7	8 <b>WPG</b> ★ TV 7:00	9	10 <b>MTL</b> ★ TV 7:00
11	12	13	14 <b>PHX</b> TV 7:00	15	16	17 <b>CBJ</b> ★ TV 7:00
18	19 <b>MIN</b> TV 5:00	20	21 <b>CHI</b> TV 5:00	22 <b>DAL</b> TV 5:30	23	24 <b>COL</b> TV 7:00
25	26 <b>LA</b> TV 7:00	27	28 <b>COL</b> TV 7:00	29	30 <b>DAL</b> TV 7:00	31 <b>CBJ</b> ★ TV 7:00

## APRIL

SUN	MON	TUE	WED	THU	FRI	SAT
1	2	3 <b>ANA</b> TV 7:00	4	5 <b>CBJ</b> TV 6:00	6	7 <b>EDM</b> ★ TV 7:00

SCHEDULE SUBJECT TO CHANGE. ALL GAME TIMES ARE PT.

EACH HOME GAME IS FAMILY NIGHT.

\* INDICATES SUBSEQUENT PRE-SEASON GAMES IN CALGARY (6PM) AND VANCOUVER (7PM)

- ★ PREMIUM GAMES
- PREMIUM+ GAMES
- RAISE-A-READER
- OPEN PRACTICE
- SPORTS CELEBRITIES FESTIVAL
- ARMED FORCES NIGHT
- COACHING DAY IN BC
- CNFV TELETHON
- FAMILY REUNION NIGHT
- SKATE AND SNIFF
- SUPERSKILLS

**TEAM 1040**  
SPORTS RADIO

ALL REGULAR SEASON GAMES WILL BE BROADCASTED ON THE VANCOUVER CANADIAN RADIO AFFILIATE, TEAM 1040.



1	Table of Contents
2	Company Directory
5	Canucks Ticket Information
6	Rogers Arena
7	Francesco, Roberto and Paolo Aquilini
8	Mike Gillis, Victor de Bonis
9	Canucks Sports & Entertainment Executive
10	2010.11 NHL Awards
<b>11</b>	<b>THE CANUCKS</b>
12	Lorne Henning, Laurence Gilman
13	Stan Smyl, Eric Crawford
14	Dave Gagner, Jonathan Wall, Dave Babych
15	Alain Vigneault
16	Rick Bowness
17	Newell Brown, Darryl Williams, Roland Melanson
18	Roger Takahashi, Glenn Carnegie, Bryan Marshall
19	Ron Delorme, Thomas Gradin, Scouting Staff
21	Training and Medical Staff
23	Community Partnerships
27	Canucks Alumni
29	Remembering Rick Rypien
<b>30</b>	<b>THE PLAYERS</b>
80	Chicago Wolves
82	In the System
<b>95</b>	<b>2010.11 STATISTICAL REVIEW</b>
97	2011.12 Training Camp Roster
99	2010.11 Canucks Scoring
101	2010.11 Season Summary
102	2010.11 Schedule and Results
<b>104</b>	<b>OPPONENTS</b>
<b>136</b>	<b>SEASON-BY-SEASON HISTORY</b>
<b>177</b>	<b>ALL-TIME RECORDS</b>
179	All-Time Roster
182	All-Time Uniform Numbers
184	All-Time Draft Selections
188	All-Time Trades
193	On This Day in Canucks History
205	Canucks Awards
206	NHL Awards & NHL All-Stars
207	Regular Season Monthly Records
208	Season Openers/Home and Road
209	Season-By-Season Records/Home and Road
210	Season-By-Season/Attendance Records
211	Coaching Records
212	General Managers, Canucks Captains, Regular Season Record in Overtime Games
215	Regular Season Record in Shootout Games
216	All-Time Scoring
220	All-Time Player Records
223	All-Time Penalty Shots

224	Canucks Penalty Shots/Shutouts
226	Opponent Shutouts
227	Hat Tricks
229	All-Time Team Records
231	All-Time Individual Season Records
<b>233</b>	<b>PLAYOFFS</b>
234	All-Time Opponents
235	All-Time Results
237	All-Time Shutouts, Coaching, Penalty Shots, Scoring
238	All-Time Goaltending/Scoring
239	All-Time Scoring
240	All-Time Playoff Records
<b>242</b>	<b>NATIONAL HOCKEY LEAGUE</b>
243	League Directory
244	Team Directory
245	2010.11 NHL Standings & NHL Leaders
246	2010.11 NHL Awards
247	2011.12 NHL Critical Dates
248	How To Figure
<b>250</b>	<b>MEDIA SERVICES</b>
251	Media Guidelines
252	Media Services
253	Media Relations Department
254	Canucks Broadcasters
<b>256</b>	<b>CANUCKS STAFF</b>

## MEDIA GUIDE CREDITS

Editors.....	Stephanie Maniago
.....	Jen Rollins
.....	Ben Brown
.....	TC Carling
Media Guide Design & Production.....	Leah Browne
Editorial Assistant.....	Yves Prosperine-Laflamme
.....	Lauren Watkins
Special thanks to Randy Robles, Bob Waterman ..... & Elias Sports Bureau, David Marchak Photography.....	Jeff Vinnick
.....	Getty Images
Printing.....	Hemlock Printers Ltd.

## COPYRIGHT 2011.12 VANCOUVER CANUCKS

The information contained in this publication was compiled by the Vancouver Canucks and is provided as a courtesy to our fans and the media and may be used only for personal or editorial purposes. Any commercial use of this information is prohibited without the prior written consent of the Vancouver Canucks.

# COMPANY DIRECTORY

## VANCOUVER CANUCKS

Home Ice .....	Rogers Arena
Address .....	800 Griffiths Way
.....	Vancouver, British Columbia V6B 6G1
Telephone .....	604.899.4600
Fax .....	604.899.4640
Website .....	www.canucks.com
Rink Dimensions .....	200 Feet by 85 Feet
Club Colours .....	Blue, white and green
Seating Capacity .....	18,890
Minor League Affiliations .....	Chicago Wolves (AHL)
Radio Affiliation .....	Team 1040
Television Affiliation .....	Rogers Sportsnet
Media Relations Hotline .....	604.899.4995
Media Relations Fax .....	604.899.4640
Ticket Information & Customer Service .....	604.899.4625
Information Line .....	604.899.4600

## EXECUTIVE DIRECTORY

Chairman & Governor, NHL .....	Francesco Aquilini
Alternate Governor, NHL .....	Roberto Aquilini
Alternate Governor, NHL .....	Paolo Aquilini
President & General Manager,	
Alternate Governor, NHL .....	Mike Gillis
Chief Operating Officer &	
Alternate Governor, NHL .....	Victor de Bonis
Vice President, Player Personnel &	
Assistant General Manager .....	Lorne Henning
Vice President, Hockey Operations &	
Assistant General Manager .....	Laurence Gilman
Executive Vice President &	
Executive Vice President, Sales & Service .....	Trent Carroll
Arena General Manager, .....	Michael Doyle
Vice President, Finance & CFO .....	Todd Kobus
Community Partnerships .....	TC Carling
Vice President, Marketing & Game Presentation .....	Ali Gardiner
Vice President & General Counsel .....	Chris Gear
Vice President, Construction .....	Harvey Jones
Vice President, Communications &	
Executive Office Manager .....	Cheryl Loveseth

## HOCKEY OPERATIONS

President & General Manager,	
Alternate Governor, NHL .....	Mike Gillis
Vice President, Player Personnel &	
Assistant General Manager .....	Lorne Henning
Vice President, Hockey Operations &	
Assistant General Manager .....	Laurence Gilman
Executive Assistant & Team Services Administrator .....	Joan Stobbs
Executive Assistant, Hockey Operations .....	Andrea Lobo
Senior Advisor to the General Manager .....	Stan Smyl
Head Coach .....	Alain Vigneault
Associate Coach .....	Rick Bowness
Assistant Coach .....	Newell Brown
Assistant Coach, Video .....	Darryl Williams
Goaltending Coach .....	Roland Melanson
Strength & Conditioning Coach .....	Roger Takahashi
Skill Coach .....	Glenn Carnegie
Director, Player Development .....	Dave Gagner
Defence Consultant, Player Development .....	Dave Babych
Director, Sport Sciences .....	Dr. Len Zaichkowsky
Strength & Conditioning Coach - Prospects .....	Bryan Marshall
Head Coach, Chicago Wolves .....	Craig MacTavish
Assistant Coach, Chicago Wolves .....	Karl Taylor
Vice President, Communications &	

Community Partnerships .....	TC Carling
Director, Media Relations & Team Operations .....	Ben Brown
Manager, Media Relations & Publications .....	Stephanie Maniogo
Coordinator, Media Relations & Publications .....	Jen Rollins
Director, Community Partnerships .....	Alex Mitchell
Director, Charitable, Corporate &	
On-Ice Events .....	Karen Christiansen
Manager, Hockey Development & Alumni Liaison .....	Rod Brathwaite
Program Manager, Community Partnerships .....	Tara Clarke
Program Manager, Community Partnerships .....	Jessica Hoffman
Coordinator, Community Partnerships &	
Mascot Liaison .....	Paul Buckley

## SCOUTING STAFF

Chief Scout .....	Ron Delorme
Associate Chief Scout .....	Thomas Gradin
Director of Player Personnel .....	Eric Crawford
Professional Scouts .....	Lucien DeBlois
.....	Lars Lindgren
.....	Don Granato
.....	Brett Henning
.....	Neil Komadoski
.....	Jonathan Bates
Amateur Scouts .....	Judd Brackett
.....	Brian Chapman
.....	Sergei Chibisov
.....	Ken Cook
.....	Mike Gerrits
.....	Inge Hammarstrom
.....	Ted Hampson
.....	Frank Kollar
.....	Tim Lenardon
.....	Dan Palango
.....	Richard Rose
.....	Harold Snepsts
.....	Darrell Young
Director of Hockey Administration .....	Jonathan Wall
Scouting Coordinator .....	Mike Brown

## MEDICAL & TRAINING STAFF

Head Medical Trainer .....	Mike Burnstein
Assistant Medical Trainer .....	Jon Sanderson
.....	Dave Zarn
Equipment Manager .....	Pat O'Neill
Assistant Equipment Manager .....	Jamie Hendricks
Trainer's Assistant .....	Brian Hamilton
Game Dressing Room Attendant .....	John Jukich (Visitors)
.....	Ferdie De Guzman (Visitors)
.....	Ron Shute (Home)
.....	Brian Brumwell (Home)
Team Physician .....	Dr. Bill Regan
.....	Dr. Mike Wilkinson
Team Dentist .....	Dr. Jeffrey Norden
Team Chiropractor .....	Dr. Sid Sheard
.....	Dr. Glenn Cashman
Team Optometrist .....	Dr. Alan R. Boyco

## BROADCAST

Executive Producer, Broadcast Media .....	Mike Hall
Director, Facilities & In-House Productions .....	Paul Brettell
Senior Multimedia Producer .....	Jason Steensma
Broadcast Business Manager .....	Shannon Baker
Multimedia Producer .....	Gayla Anderson
Canucks TV Reporter .....	Joey Kenward
Production Assistant & Editor .....	Rory McGarry
Editor .....	Lawren Cody



## GAME ENTERTAINMENT & EVENTS

Director, Charitable, Corporate & On-Ice Events. Karen Christiansen  
 Manager, Game Entertainment & Events ..... Cam Goudreau  
 Coordinator, Game Entertainment & Events ..... Rebecca Grant

## EVENT SERVICES

Director, Event Services ..... Indira Fisher  
 Senior Manager, Events ..... Rita Rogers  
 Manager, Staff Services & Security ..... Jim Day  
 Coordinator, Safety & Security ..... Brent Rossington  
 Manager, Housekeeping ..... Eloy Fernandes  
 Supervisor, Housekeeping ..... Agim Hasani  
 Material Handling Coordinator ..... Stu Cummings  
 Event Manager ..... Diana Campbell  
 ..... Leah Foreman  
 ..... Janice McLellan  
 Guest Services & Tour Coordinator ..... Almira Chow  
 Staff Services Coordinator (Scheduling) ..... Chantel Jones  
 ..... Sabrina Sandbeck  
 Administrative Assistant, Event Services ..... Leigh Miles

## EVENT SALES & MARKETING

Director, Event Sales & Booking ..... Sheena Way  
 Administrator, Event Sales & Booking ..... Dorothy Chausse

## BUSINESS DEVELOPMENT

Senior Director, Business Development ..... David Comuzzi  
 Director, Business Development ..... James Douglas  
 ..... Sean Monahan  
 ..... Rob Rees  
 Interactive Account Manager ..... Simon Louca  
 Sales & Service Business Analyst ..... Albert Yan

## SALES & SERVICE ACTIVATION

Director, Sales & Service Activation ..... Darren Moscovitch  
 Marketing Project Manager, Revenue Generation ..... Kelly Duran  
 Marketing Project Manager, Fan Development ..... Tina Rogers  
 Manager, Sponsorship Assets ..... Bianca Bujan  
 Account Executive, Sponsorship Activation ..... Sarah Simpson  
 ..... Colin Whiteside  
 ..... Ben Yip  
 Administrative Assistant,  
 Business Development ..... Antonia Nassopoulos

## CLIENT SERVICE & TICKET OPERATIONS

Director, Client Service & Ticket Operations ..... Mary Nagy  
 Manager, Client Service & Ticket Operations ..... Aysha Martin  
 Manager, Client Service ..... Martha Vassos  
 ..... Clayton Letain  
 Program Manager, Client Communications  
 & Ticket Operations ..... Sonja Kristiansen  
 Ticket Operations Administrator ..... Chris Wallace  
 Account Executive, Club Seat Service ..... Samantha Docking  
 Account Executive, Client Service ..... Aqil Kassamali  
 ..... Kyle Beattie  
 ..... Katrina Elliott  
 ..... Matthew Hopkins

## PREMIUM CLIENT SERVICE

Director, Premium Client Service ..... Deborah Boren  
 Manager, Premium Client Sales & Service ..... Lisa McNabb  
 ..... John MacIntyre  
 Account Executive, Premium Client Service ..... Rylan Jay

..... James Moore  
 ..... Adam Smith  
 Administrative Assistant,  
 Client Service & Ticket Operations ..... Erin Scime

## ENGINEERING

Director, Engineering ..... Al Hutchings  
 Manager, Plant Operations ..... Mark Wohl  
 Supervisor, Conversions ..... Shawn Campbell  
 Coordinator, Engineering Services ..... Casey Dalgleish  
 Assistant Coordinator, Engineering Services ..... Josh Stevens  
 Coordinator, Facility Operations ..... Renee Richardson  
 Electrician ..... Kevin Gallivan  
 ..... Matthew Hythor  
 ..... Joe Lund  
 General Maintenance Worker ..... Barry Dennison  
 ..... Bruce Foulds  
 Building Operator ..... Steve Caron  
 ..... David Corlett  
 ..... Keith Fong  
 ..... Steven Good  
 Conversions Crew Leader ..... Richard Bonnett  
 ..... Albert Desiena  
 ..... Richard Driver  
 ..... Ed Yee

## FINANCE & ADMINISTRATION

Director, Finance ..... Aaron Wilson  
 Controller, Hockey Operations ..... Patricia Bigonzi  
 Assistant Controller – Arena ..... Lauri Shortyk  
 Corporate Accounting Manager ..... Heidi Harms  
 Administrative Services Manager ..... Denise Quang  
 Accountant, Hockey & Canucks for Kids Fund ..... Sara Klassen  
 Accountant, Central Services ..... Kristine Del Rosario  
 Accountant ..... Wendy Jovanov  
 Accounts Receivable Administrator ..... Diane Sutherland  
 Accounts Payable Administrator ..... Kerry Kavanaugh  
 ..... Satoe Kubodera  
 Payroll Coordinator ..... Jackie Hagerty  
 Central Services Coordinator ..... Ferdie De Guzman

## TECHNOLOGY

Director, Technology ..... Chip Suttles  
 Senior Broadcast Technician ..... Greg Story  
 Chief Audio Technician ..... John Riley  
 Digital Media Technician ..... Karl Pedersen  
 Manager, Information Technology ..... William Cheng  
 Business & Systems Analyst ..... Lieane Arabsky  
 ..... Steve Gowan  
 Technical Analyst ..... Meghan Hewitt Hartley  
 ..... Tim Hemming  
 Systems/Network Analyst ..... Oliver Prince

## BRAND & CREATIVE

Creative Director ..... Mark Raham  
 Manager, Creative Services ..... Ryan Castle  
 Senior Graphic Designer ..... Leah Browne  
 Graphic Designer ..... Evan Biswanger  
 ..... Julie Tran  
 Game & Event Multimedia Producer ..... Art Green  
 Game & Event Multimedia Coordinator ..... Pouya Peiravi  
 Planning & Project Manager ..... Lise Carriere  
 Production Coordinator ..... Annie Chan  
 Image Resource Coordinator ..... Marilyn Ramen

## HUMAN RESOURCES

---

Director, Human Resources .....	Dana Clark
Manager, Human Resources .....	Karolina May
Human Resources Coordinator .....	Tenisha Soon Psajd
Administrative Assistant .....	Nicole Swinden
Receptionist .....	Lynn Bradley

## CANUCKS TEAM STORE

---

Director, Retail & Consumer Product Marketing .....	Janeil Mackay
Retail Operations Manager .....	Wynn Moody
Retail Buyer & Merchandiser .....	Jill White
Warehouse & Distribution Centre Manager .....	Balbir Hundle
Assistant Buyer/ Purchasing Coordinator .....	Amber LaFave
Retail Store Manager (Robson) .....	Rachel Schwab
Retail Store Manager (Outlet) .....	Derek Lee
Retail Supervisor .....	Chris Klimek
.....	Matt Oxenham
Shipper/Receiver .....	Jason Callaghan

## TRAVEL

---

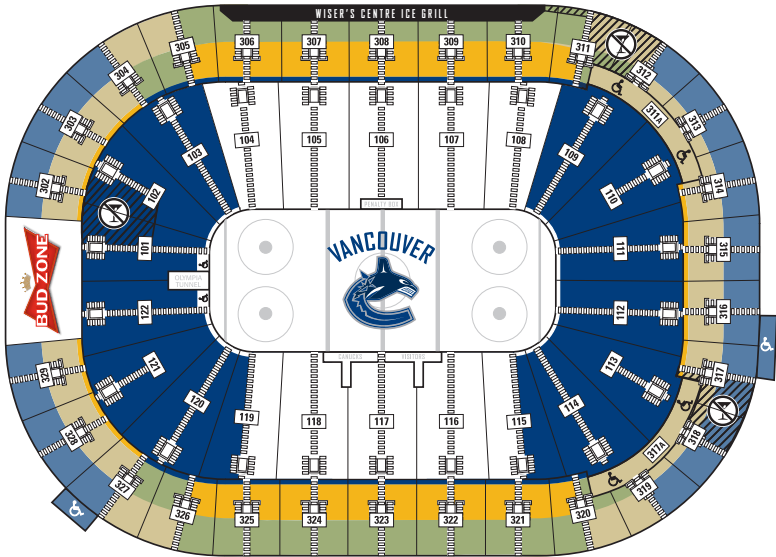
Travel Manager .....	Cathie Moroney
----------------------	----------------

## WEB DEVELOPMENT

---

Director, Website & New Media .....	Kevin Kinghorn
Website Writer .....	Derek Jory
Website Coordinator .....	Karen Sum
Website Developer .....	Mike Timofiiiv
Social Media Coordinator .....	Nicole van Zanten
Web Video Coordinator .....	Jessica McNeill





## SINGLE GAME TICKETS

### PLAZA LEVEL



Limited quantities.  
Please inquire.



\$143.75

### ROGERS® LEVEL 300



\$118.70



\$93.75



\$78.75



\$63.75

1.855.523.6800

All prices include HST, but are subject to applicable service charges.



### BOOSTER ZONE

Section 101–102, Rows 14–25. No alcohol permitted.

♿ Wheelchair seating is available in three different levels, at three different price categories. Please inquire for availability.

- Prices do not apply to premium or premium+ games. Refer to game schedule for premium dates.
- Tickets available at Ticketmaster Ticket Centres, the Rogers Arena Box Office, ticketmaster.ca/canucks or Charge-By-Phone.

## SIGN UP TO RECEIVE NOTIFICATIONS ABOUT LAST MINUTE TICKET RELEASES

[canucks.com/lastminute](https://canucks.com/lastminute) | [@canucksTickets](https://twitter.com/canucksTickets)



## ROGERS ARENA

Owned by Canucks Sports & Entertainment, Rogers Arena is home to the Vancouver Canucks of the National Hockey League. Having welcomed more than 21.6 million visitors through its doors since opening in September 1995, it is one of the most active and versatile entertainment venues in North America.

Canucks Sports & Entertainment has recently added a number of new elements to the building to further enhance fan experience and develop a world class facility at Rogers Arena. A total of 450 digital LCD displays were added throughout the concourse to ensure live game footage and 50-50 draw displays with progressive pot updates are visible at any vantage point. Digital menu boards have been installed at all concessions in addition to banner message boards. Canucks Sports & Entertainment has worked closely with Epic Production Technologies to revolutionize the game presentation experience at Rogers Arena, adding new projector and lighting installations. Recent additions to Rogers Arena also include the launch of the Bud King Club, the Ring of Honour and three concourse exhibits including interactive exhibits Canucks Hall of Heroes powered by Rogers and Forever Canucks powered by Rogers as well as commemorative exhibit, With Glowing Hearts.

In March 2011, Canucks Sports & Entertainment became a founding member of the Green Sports Alliance along with MLB's Seattle Mariners, NFL's Seattle Seahawks, NBA's Portland Trail Blazers, WNBA's Seattle Storm and MLS' Seattle Sounders FC. Members of the Green Sports Alliance representing sporting facilities include Safeco Field (Seattle), Qwest Field and Qwest Field Event Center (Seattle), KeyArena at Seattle Center (Seattle), and the Rose Garden (Portland). This new alliance offers the opportunity for leagues, teams and venues to build on individual greening initiatives by working together to implement effective, science-based and measurable environmental programs.

Rogers Arena became Canada Hockey Place during the 2010 Winter Olympic Games February 12-28, 2010, becoming the first arena in Canada to host Canada winning gold medals in men's and women's hockey.

Rogers Arena's acoustic infrastructure in-arena and throughout the building was integrated and installed by Rocky Mountain Production Services and features state-of-the-art L'Acoustics line-source speakers, amplifiers and digital signal processors operating on a fiber optics network designed to provide the ultimate fan experience. Complementing the acoustic system is one of the NHL's best video and scoring displays featuring industry-leading Daktronics high resolution ProStar® LED video screens with accompanying ribbon board extending the circumference of the arena's 300-level seating. The main video display is comprised of four LED screens, wrapped by an additional four corner screens, centred between two large circular displays suspended above and below the system.

Acclaimed for its comfortable seating and superior sightlines, Rogers Arena offers a premium club seating section that offer wider seating for guests and in-seat service. Eighty-eight Executive Suites are available on an annual lease, each with capacity for 12 - 24 guests per game or event. Additionally, nine Hospitality Suites accommodate large or small groups (from 24 - 140 persons) on a per-event basis. The Best Buy Club located on our Penthouse Level 500 is a premiere all inclusive ticket package featuring 176 viewing seats and a luxurious range of amenities offering the total fan experience in a modern and lively atmosphere. The Avaya Champions Club is an all inclusive club that is located on the HSBC Executive level. Offering a great seat for hockey, it also affords ticket holders a great networking environment in an upscale setting. In addition to these all inclusive areas, premium dining facilities operated by Aramark include the Captains Room and Wiser's Centre Ice Grill.

The Canucks Team Store is the official retailer of the Vancouver Canucks and one of the biggest retail spaces in the NHL with a 3800 square foot main store and nine additional locations throughout Rogers Arena. Each location carries a variety of Canucks merchandise for the whole family. The Canucks Team Store opened a new location in the summer of 2011, located at 1151 Robson Street and continue to operate the Canucks Team Store Outlet, located at the corner of Hastings and Renfrew Streets (#150-2893 East Hastings Street).





## AQUILINI INVESTMENT GROUP INC.

Owned and operated by the Aquilini Investment Group since 2004, Canucks Sports & Entertainment is committed to providing a premium fan experience through the hockey club, state of the art Arena and charitable and community initiatives.

The Aquilini Investment Group is a diversified family business founded more than 50 years ago by Mr. Luigi Aquilini. The group is now run by his three sons Mr. Francesco Aquilini, Mr. Roberto Aquilini and Mr. Paolo Aquilini. The Vancouver-based company owns and manages a national real estate portfolio that includes commercial properties, office buildings, hotels, golf courses, and cranberry and blueberry farms, as well as develops and constructs commercial and residential properties.

The Aquilini Investment Group is dedicated to supporting the community including through the team's charitable organization the Canucks for Kids Fund and its programs and partner foundations; Canucks Autism Network (CAN), Canuck Place Children's Hospice, Juvenile Diabetes Research Foundation, BC Children's Hospital Foundation, and the Center for Childhood Research in Diabetes at BC Children's Hospital.



MIKE GILLIS

## MIKE GILLIS

**PRESIDENT & GENERAL MANAGER,  
ALTERNATE GOVERNOR, NHL**

**Born:** December 1, 1958

**Birthplace:** Sudbury, ON

**Residence:** Vancouver, BC

**Family:** Wife, Diane; Sons, Max and Spencer; Daughter, Kate

Mike Gillis is the 10th General Manager in the history of the Vancouver Canucks and begins his fourth season in the club's front office. As President & General Manager, Gillis has led the Canucks to Northwest Division titles every season since joining the organization and assembled the 2010.11 Presidents' Trophy winning team, setting a franchise record with 117 points in the regular season, and winning the Clarence Campbell Bowl as the Western Conference playoff champions. He received the General Manager of the Year Award at the 2011 NHL Awards.

Gillis is responsible for the overall strategic direction of Canucks Sports & Entertainment working in partnership with Chief Operating Officer, Victor de Bonis. He provides strategic leadership to the Hockey Operations Department, overseeing the Canucks top minor league affiliates, negotiating player contracts and executing viable, long-term strategies for player growth and development. Over the past three seasons Gillis has secured core players on the Canucks roster to long-term deals through the 2012.13 season including Kevin Bieksa, Chris Higgins, Dan Hamhuis, Manny Malhotra, Ryan Kesler, Daniel Sedin, Henrik Sedin, Roberto Luongo, Alex Burrows and Alex Edler.

Gillis was selected 5th overall by the Colorado Rockies in the 1978 NHL Entry Draft and played 246 games, recording 76 points (33-43-76) with Colorado and Boston before retiring due to injury. A native of Kingston, Ontario, Gillis earned a law degree from Queen's University, where he later served as a professor of sports law. Prior to joining the Canucks, Gillis enjoyed a successful 15-year career as a NHL player representative.



VICTOR DE BONIS

## VICTOR DE BONIS

**CHIEF OPERATING OFFICER,  
ALTERNATE GOVERNOR, NHL**

**Born:** May 17, 1966

**Birthplace:** Vancouver, BC

**Residence:** Vancouver, BC

**Family:** Wife, Mary; Daughters, Valendina & Angelica; Son, Victor

Victor de Bonis has been a member of Canucks Sports & Entertainment for nearly 20 years. His experience spans more than two decades in the sports and entertainment and financial industries.

De Bonis was named Chief Operating Officer in March of 2007. Working in partnership with President and General Manager, Mike Gillis, de Bonis is responsible for all facets of business operations both strategically and tactically, while directing the Senior Leadership Team.

De Bonis has been instrumental in negotiating some of the most significant corporate partnerships in club history, forging relationships with organizations to provide premium

products and services at all events at Rogers Arena and programs associated with Canucks Sports & Entertainment. He has also taken a leadership role in enhancing fan experience, through a number of innovative programs and new installations at Rogers Arena.

De Bonis first joined the Canucks in 1994 as Corporate Controller and was responsible for managing the public company's private placement and the resulting private reorganization of the Vancouver Canucks NHL franchise and a new 18,000 seat multi-purpose arena facility in downtown Vancouver (General Motors Place), which opened in September 1995. In 1994 and 1995, de Bonis also managed material term debt financings with Canadian and American financial institutions for General Motors Place and the Vancouver Grizzlies NBA franchise, who played their inaugural season in 1995.96. In 1998, de Bonis was appointed Chief Financial Officer. In addition, de Bonis oversaw enterprise sale transactions in 2005 and 2007.

De Bonis graduated from the University of British Columbia and earned a Bachelor of Commerce Degree in 1989. Directly following graduation, he began his career at KPMG Chartered Accountants in the corporate audit division of the Vancouver branch. De Bonis served in this capacity for four years, auditing private and public companies in the Hospitality, Broadcasting, Mining, Healthcare and Manufacturing industries, before entering his final role with the organization: forensic accounting specialization. In 1992, he became a chartered accountant.

In addition to his professional activities, de Bonis is actively involved with family and community affairs. He and his wife, Mary, have three children. De Bonis currently serves as Vice President on the Canucks for Kids Fund Board.





**TRENT CARROLL**  
Executive Vice President,  
Sales & Service



**MICHAEL DOYLE**  
Executive Vice President,  
Arena General Manager



**TODD KOBUS**  
Vice President, Finance & CFO



**TC CARLING**  
Vice President, Communications &  
Community Partnerships



**ALI GARDINER**  
Vice President, Marketing & Game  
Presentation



**CHRIS GEAR**  
Vice President &  
General Counsel



**HARVEY JONES**  
Vice President, Construction

# 2010.11 NHL AWARDS

**DANIEL SEDIN**

ART ROSS TROPHY  
TED LINDSAY AWARD

**RYAN KESLER**

FRANK J. SELKE TROPHY

**ROBERTO LUONGO &  
CORY SCHNEIDER**

WILLIAM M. JENNINGS TROPHY

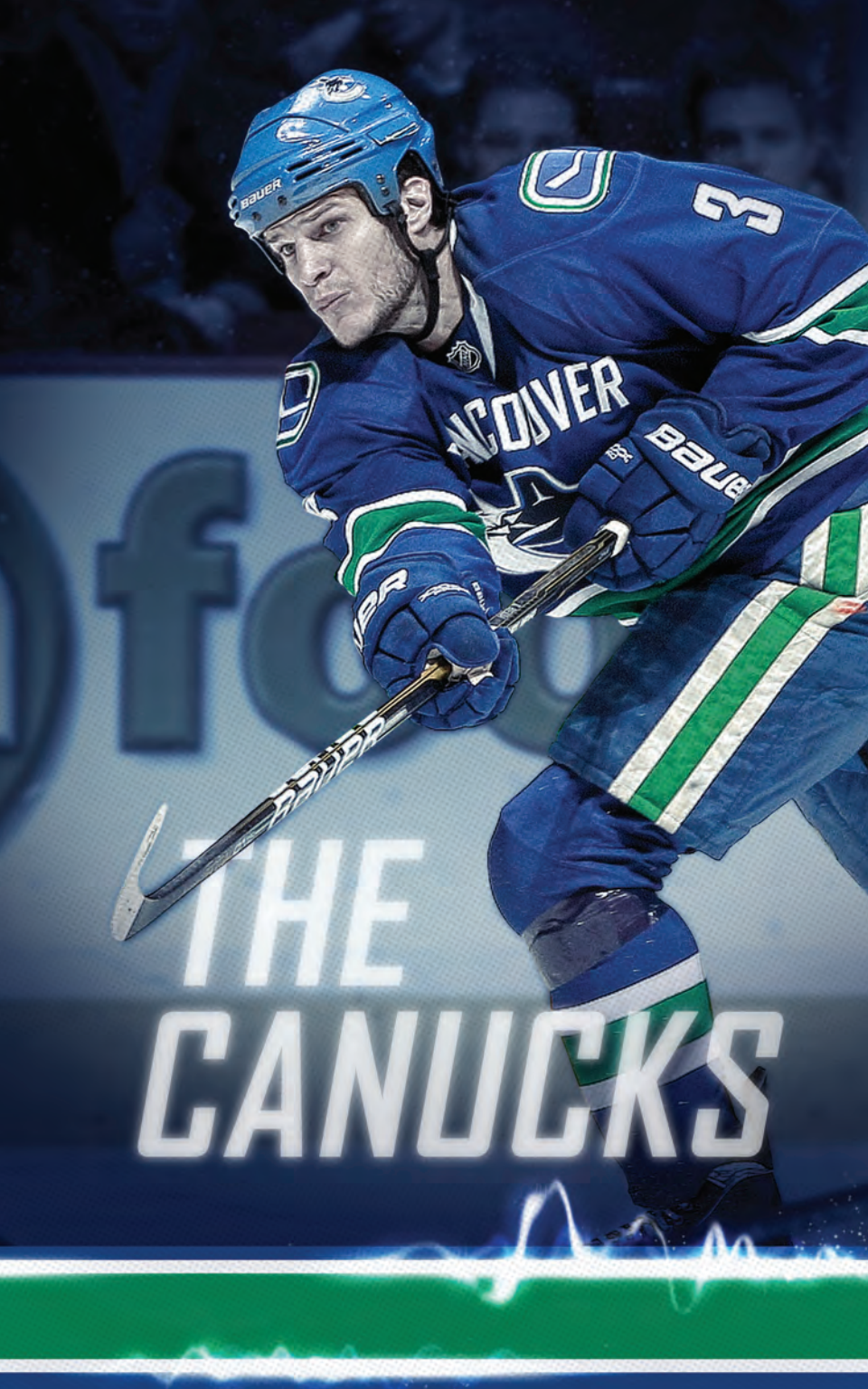
**MIKE GILLIS**

GENERAL MANAGER OF THE YEAR



**WE ARE ALL CANUCKS**





# THE CANUCKS



LORNE HENNING

## LORNE HENNING

### VICE PRESIDENT, PLAYER PERSONNEL & ASSISTANT GENERAL MANAGER

**Born:** February 23, 1952

**Birthplace:** Melfort, SK

**Residence:** Irvine, CA

**Family:** Wife, Cathye; Sons, Brett & Garrett; Daughter, Marissa

Lorne Henning was named Vice President, Player Personnel & Assistant General Manager on September 3, 2008. Henning first joined the Canucks organization as a Professional Scout, bringing 28 years of professional playing and coaching experience at the NHL level and four Stanley Cup Championship rings. Prior to being named Assistant General Manager, Henning held the position of Director, Player Personnel for three years. As Vice President, Player Personnel and Assistant General Manager, Henning works closely with Mike Gillis on all player evaluations, trades and free agent signings. Additionally, he is responsible for the club's professional scouting in North America and Europe and acts as

the primary liaison between the Canucks minor league affiliates.

Henning joined the Canucks in September 2005 after having worked as an Assistant Coach with the Mighty Ducks of Anaheim from 2002 to 2004. Henning's extensive NHL career both as a player and coach saw him play nine years with the New York Islanders (1972-1981) and work as an Assistant Coach and Head Coach for 19 seasons. Henning was a member of the New York Islanders Stanley Cup Championship teams as a player in 1979.80 and 1980.81 then as an Assistant Coach in 1981.82 and 1982.83. The four-time Stanley Cup winner worked alongside former Islanders Head Coach and Hockey Hall of Famer, Al Arbour as an Assistant Coach.

Drafted 17th overall in the 1972 NHL Amateur Draft, Henning spent his entire professional hockey career with the New York Islanders. The Saskatchewan native played 543 career games with the Islanders before retiring a back-to-back Stanley Cup Champion after the 1980.81 season. He joined the coaching fraternity the following year as Islanders Assistant Coach and achieved similar success helping lead the club to another two Stanley Cup Championships. Henning continued on to an 18-year NHL career behind the bench, including coaching assignments with the North Stars, Blackhawks and Mighty Ducks. During the 1985.86 and 1986.87 seasons, Henning served as the Head Coach for the Minnesota North Stars and was Head Coach of the New York Islanders in the 1994.95 season.



LAURENCE GILMAN

## LAURENCE GILMAN

### VICE PRESIDENT, HOCKEY OPERATIONS & ASSISTANT GENERAL MANAGER

**Born:** January 6, 1965

**Birthplace:** Winnipeg, MB

**Residence:** Vancouver, BC

**Family:** Wife, Michelle; Son, Tyler; Daughter, Samantha

Laurence Gilman was named Vice President, Hockey Operations & Assistant General Manager in 2008. Gilman first joined the Canucks as Director, Hockey Administration on May 5, 2008 after 13 years with the Phoenix Coyotes/Winnipeg Jets organization. In his role as Vice President, Hockey Operations & Assistant General Manager, Gilman is the chief negotiator of all player contracts and the head of amateur scouting. Gilman oversees the development and implementation of the Hockey Operations budget including: player contract negotiation, player transactions and salary arbitration. Gilman is also responsible for the administration and application of the NHL Collective Bargaining Agreement and

the development of the club's strategic salary cap plan.

Prior to joining the Canucks, Gilman worked with the Coyotes/Jets organization most recently serving as the club's Senior Vice President & Assistant General Manager for five seasons from 2002 to 2007. Gilman also served as General Manager of the San Antonio Rampage, the Coyotes primary developmental affiliate in the American Hockey League (AHL). In this capacity he oversaw the hockey operations of the Rampage franchise, developed and implemented the Coyotes' hockey operations department budget, negotiated player contracts, salary arbitration, player transactions, and scouting as well as the administration and application of the NHL's Collective Bargaining Agreement.

Gilman spent three seasons as the Coyotes Director of Hockey Operations prior to being named Assistant General Manager. Before that, he served four seasons with the club in various capacities including Director of Hockey Administration and Legal Counsel.

Gilman graduated from the University of Winnipeg in 1991 then attended the University of North Dakota School of Law. He received his Juris Doctorate in 1994 and was admitted to the State Bar of Minnesota in 1995.

## STAN SMYL

### SENIOR ADVISOR TO THE GENERAL MANAGER

**Born:** January 28, 1958

**Birthplace:** Glendon, AB

**Residence:** West Vancouver, BC

**Family:** Wife, Jennifer; Son, Spencer; Daughters, Jilian and Natalie

Stan Smyl has spent his entire professional hockey career with the Canucks organization and now serves as Senior Advisor to the General Manager. In his role, Smyl works closely with General Manager, Mike Gillis, on a number of initiatives in the Hockey Operations Department, while continuing his responsibilities for scouting and evaluating the collegiate game in North America. Smyl began his career with the Canucks as a player, then coach and most recently worked in a Player Development capacity.

Smyl retired as a player on July 3, 1991 and was hired as a Canucks Assistant Coach on the same day. He served in the assistant capacity until June 18, 1999, when he was named Head Coach of Vancouver's top affiliate, the Syracuse Crunch (AHL). The 2000.01 season saw Smyl and the Canucks minor league team move to Kansas City (IHL), then to Manitoba (AHL) where Smyl was Head Coach for four seasons.

Often described as the "heart and soul" of the Canucks during his playing career, Smyl turned skeptics into believers by establishing team records for games played (896), goals (262), assists (411) and points (673). This combined with a feisty, hard-nosed style of play saw him lead Vancouver in goals (31), assists (47), points (78) and penalty minutes (204) in the 1979.80 season.

Three times named Canucks MVP, Smyl served the longest term as team captain (1982-1990) in franchise history. He received the highest honour awarded by a club on Nov. 3, 1991 when the Canucks retired his No. 12 jersey, raising it to the rafters in the Canucks former home, the Pacific Coliseum.



STAN SMYL

## ERIC CRAWFORD

### DIRECTOR, PLAYER PERSONNEL

**Born:** April 16, 1973

**Birthplace:** Belleville, ON


**Residence:** Belleville, ON

**Family:** Wife, Kim; Daughters, Grace and Ruby; Son, Charlie

Eric Crawford enters his 13th season with the Vancouver Canucks and second as Director, Player Personnel. Crawford is responsible for the management of the Canucks professional scouting staff and provides comprehensive intel used in player personnel decisions of Canucks management.

Prior to his current role, Crawford served three years as a Canucks Pro Scout, three years as the Canucks Assistant Coach, Video and three years as an Assistant Coach with Vancouver's AHL affiliate.

Crawford graduated from St. Thomas University with a Bachelor of Arts in 1996 and Bachelor of Education in 1997. During his time at university, Crawford was an accomplished athlete and was named a four-time CIS Academic All-Canadian Athlete.



ERIC CRAWFORD





DAVE GAGNER

## DAVE GAGNER DIRECTOR, PLAYER DEVELOPMENT

**Born:** December 11, 1964  
**Birthplace:** Chatham, ON  
**Residence:** London, ON  
**Family:** Wife, Jo-Anne; Son, Sam; Daughters, Jessica and Renee

Dave Gagner joined the club as Director, Player Development on June 19, 2008 and is responsible for working with Vancouver's drafted and young players to assist in their continued growth as professionals. In this role, Gagner devises, implements and monitors player development plans to enhance the performance and growth for Canucks players and prospects throughout all levels of the organization.

Gagner spent the previous two years as an Assistant Coach with the London Knights of the Ontario Hockey League. During his tenure with the Knights, Gagner completed a degree in finance and economics in 2008 from the University of Western Ontario.

Gagner built his own player development centre in London to assist players from minor and college hockey in taking the next step in their careers. He also co-founded Custom Ice Inc., an organization that designs and installs public and private ice skating rinks. Located in Burlington, Ontario, Custom Ice has completed over 500 installations worldwide.

The Chatham, Ontario, native played 946 NHL regular season games with six teams including the Canucks in 1998-99. In 946 games over 15 seasons, Gagner recorded 719 points (318-401-719) and 1,016 penalty minutes. Gagner's best season came in 1990-91 when he recorded 82 points (40-42-82) and another 27 points (12-15-27) in the postseason as the Minnesota North Stars reached the 1991 Stanley Cup Final.

Gagner was the 12th overall selection in the first round of the 1983 NHL Entry Draft by the New York Rangers and led Team Canada in scoring at the 1984 Winter Olympics in Sarajevo before turning pro.



JONATHAN WALL

## JONATHAN WALL DIRECTOR OF HOCKEY ADMINISTRATION

**Born:** October 13, 1974  
**Birthplace:** Vancouver, BC  
**Residence:** Vancouver, BC  
**Family:** Wife, Sarah; Son, Jack; Daughter, Aliya

As the Director of Hockey Administration, Jonathan Wall works with assistant general managers, player development and amateur and professional scouts on a variety of hockey operations tasks including salary cap analysis and planning, contract analysis, immigration, entry draft, free agency, college scouting, training and development camps as well as any special projects as directed by the general manager.

Wall began his tenure with Canucks Sports & Entertainment in 1998 as the Scouting Information Coordinator. Previously, Wall worked as the Equipment Manager for the Vancouver Voodoo roller hockey team in 1996.

Prior to his professional career, Wall worked with the University of British Columbia's Varsity Hockey Team as the Team Manager while he completed his degree in Sports Management.

## PLAYER DEVELOPMENT



DAVE BABYCH

Defence Consultant, Player Development

## ALAIN VIGNEAULT

### HEAD COACH

**Born:** May 14, 1961

**Birthplace:** Quebec City, QC

**Residence:** Vancouver, BC

**Family:** Daughters, Andreane & Janie

Alain Vigneault is the 16th Head Coach in Vancouver Canucks history. Since his appointment on June 20, 2006, Vigneault has led the Canucks to a Presidents' Trophy, a Stanley Cup Final appearance, and four Northwest Division titles and postseason berths in five seasons with the club. Vigneault's combined regular season record (236-133-41) represents the most successful winning percentage (.626) by a Vancouver Head Coach, while his 236 career wins rank second all-time in franchise history.

In 2010-11 Vigneault guided the club to a 54-19-9 record, setting a franchise wins and points record. He led the club to a Presidents' Trophy for most points in the regular season for the first time in franchise history. He also served as an assistant coach at the 2011 NHL All-Star Game.

Vigneault's inaugural season with Vancouver was the also the club's most successful regular season to date. The Canucks set franchise records for wins (49), points (105) and captured the Northwest Division title, earning a playoff berth for the first time since 2003-04. In recognition of these significant achievements, Vigneault was presented with the Jack Adams Award as NHL Coach of the Year at the 2007 NHL Awards in Toronto.

Vigneault previously served as Head Coach of the Montreal Canadiens from 1997-2001, becoming the organization's second youngest coach in club history at the age of 36. He compiled an NHL record of 109-118-35-4, reaching the Eastern Conference Semi-Finals during his first season behind the Canadiens bench and was nominated for the Jack Adams Award, following the 1999-2000 season.

Vigneault joined Vancouver from the club's AHL affiliate, the Manitoba Moose, where he led the team to within one game of the conference finals. In the 2005-06 season, his first season as Head Coach with the Moose, Vigneault guided the club to a 44-24-7 record.

Prior to joining the Moose, Vigneault spent 10 seasons as Head Coach in the QMJHL with Trois-Rivieres, Hull, Beauport and PEI. In 1988, Vigneault led the Olympiques to the Memorial Cup and was subsequently named CHL Coach of the Year. He has been honoured as coach of the QMJHL's Second All-Star team on three separate occasions.

Vigneault has also achieved success on the international stage. He served as an Assistant Coach with Canada's National Junior Team in 1989 and 1991, winning a gold medal at the 1991 World Junior Championships in Saskatoon.

The Quebec-native began his career in the NHL playing for the St. Louis Blues from 1981 to 1983. Drafted by the Blues in the eighth round, 167th overall in the 1981 Entry Draft, the defenceman recorded two goals, five assists and 82 penalty minutes in his NHL career. Vigneault went on to serve as a scout for the Blues for two seasons and as an Assistant Coach for the Ottawa Senators from 1992 to 1996.

### ALAIN VIGNEAULT'S HEAD COACHING RECORD

SEASON	TEAM	LEAGUE	GC	W	L	T	OT	PCT
1986-87	Trois Rivières Draveurs	QMJHL	70	28	40	2	0	.414
1987-88	Hull Olympiques	QMJHL	70	43	23	4	0	.643
1988-89	Hull Olympiques	QMJHL	70	40	25	5	0	.607
1989-90	Hull Olympiques	QMJHL	70	36	29	5	0	.550
1990-91	Hull Olympiques	QMJHL	70	36	27	7	0	.564
1991-92	Hull Olympiques	QMJHL	70	41	24	5	0	.621
1995-96	Beauport Harfangs	QMJHL	31	19	7	5	0	.694
1996-97	Beauport Harfangs	QMJHL	70	24	44	2	0	.357
<b>1997-98</b>	<b>Montreal Canadiens</b>	<b>NHL</b>	<b>82</b>	<b>37</b>	<b>32</b>	<b>13</b>	<b>0</b>	<b>.530</b>
<b>1998-99</b>	<b>Montreal Canadiens</b>	<b>NHL</b>	<b>82</b>	<b>32</b>	<b>39</b>	<b>11</b>	<b>0</b>	<b>.457</b>
<b>1999-00</b>	<b>Montreal Canadiens</b>	<b>NHL</b>	<b>82</b>	<b>35</b>	<b>34</b>	<b>9</b>	<b>4</b>	<b>.506</b>
<b>2000-01</b>	<b>Montreal Canadiens</b>	<b>NHL</b>	<b>20</b>	<b>5</b>	<b>13</b>	<b>2</b>	<b>0</b>	<b>.300</b>
2003-04	P.E.I. Rocket	QMJHL	70	40	19	5	6	.650
2004-05	P.E.I. Rocket	QMJHL	70	24	39	7	0	.393
2005-06	Manitoba Moose	AHL	80	44	24	—	7	.633
<b>2006-07</b>	<b>Vancouver Canucks</b>	<b>NHL</b>	<b>82</b>	<b>49</b>	<b>26</b>	<b>7</b>	<b>—</b>	<b>.640</b>
<b>2007-08</b>	<b>Vancouver Canucks</b>	<b>NHL</b>	<b>82</b>	<b>39</b>	<b>33</b>	<b>10</b>	<b>—</b>	<b>.536</b>
<b>2008-09</b>	<b>Vancouver Canucks</b>	<b>NHL</b>	<b>82</b>	<b>45</b>	<b>27</b>	<b>10</b>	<b>—</b>	<b>.610</b>
<b>2009-10</b>	<b>Vancouver Canucks</b>	<b>NHL</b>	<b>82</b>	<b>49</b>	<b>28</b>	<b>5</b>	<b>—</b>	<b>.628</b>
<b>2010-11</b>	<b>Vancouver Canucks</b>	<b>NHL</b>	<b>82</b>	<b>54</b>	<b>19</b>	<b>9</b>	<b>—</b>	<b>.713</b>
<b>VANCOUVER TOTALS</b>			<b>410</b>	<b>236</b>	<b>133</b>	<b>41</b>	<b>—</b>	<b>.626</b>
<b>NHL TOTALS</b>			<b>676</b>	<b>345</b>	<b>251</b>	<b>76</b>	<b>4</b>	<b>.570</b>



ALAIN VIGNEAULT



**RICK BOWNESS**

## RICK BOWNESS ASSOCIATE COACH

**Born:** January 25, 1955

**Birthplace:** Moncton, NB

**Residence:** Vancouver, BC

**Family:** Wife, Judy; Sons, Ricky & Ryan; Daughter, Kristen

Rick Bowness enters his sixth season as a member of the Vancouver Canucks coaching staff and 21st NHL season in a coaching capacity. Bowness joined the Canucks from the Phoenix Coyotes where he served as Assistant Coach for six years; Bowness assumed head coaching duties on an interim basis in 2003.04. Prior to joining the Coyotes, Bowness was a member of the New York Islanders coaching staff for three seasons.

The Moncton, New Brunswick-native has held the position of Head Coach for five NHL teams: the Winnipeg Jets (1988.89), Boston Bruins (1991.92), Ottawa Senators (1992-1996), New York Islanders (1996-1998) and Phoenix Coyotes (2003.04). In addition to his NHL coaching experience, Bowness was also a player/coach for the Sherbrooke Jets (1982.83), Head Coach and General Manager of his hometown Moncton Hawks (1987) and Head Coach of the Maine Mariners (1989-1991) of the AHL.

Prior to his coaching career, Bowness played seven seasons (1975-1982) in the NHL as a right wing with Atlanta, Detroit, St. Louis and Winnipeg. He saw action in 173 games, recording 55 points (18-37-55) and 191 penalty minutes. Bowness was originally drafted by the Atlanta Flames in the second round, 26th overall, of the 1975 NHL Entry Draft.

Bowness began his career in coaching with the American Hockey League's Sherbrooke Jets as a player/coach during the 1982.83 season. He served the next four seasons (1983.84 to 1986.87) as an Assistant Coach for the Winnipeg Jets before returning to his hometown in 1987 as the Coach and General Manager of the Moncton Hawks, the Jets' AHL developmental team. In February 1989, Bowness had his first NHL head coaching stint when he took over as interim Head Coach of the Jets for the final 28 games (8-17-3) of the 1988.89 season.

The following season, Bowness joined the Boston Bruins organization, coaching the AHL's Maine Mariners for two seasons before assuming the head coaching duties for the Bruins in 1991.92. Bowness coached the Bruins to a 36-32-12 record in 1991.92, his best season as a Head Coach. In his only year with Boston, he led the Bruins to the Prince of Wales (Eastern Conference) Finals, losing 4-0 to the eventual Stanley Cup Champion Pittsburgh Penguins.

Bowness was then named the first Head Coach of the Ottawa Senators on June 15, 1992. In three and a half seasons (1992.93 to 1995.96) with the expansion franchise, Bowness finished with a record of 39-178-18. Despite the tough times, Bowness was highly regarded for his positive style and was credited for the development of many of the Senators young stars. Bowness remained behind the Senators' bench until November 20, 1995, becoming only the second coach in NHL history to head an expansion team through its first three seasons.

He was then hired by the Islanders on December 30, 1995 and worked two seasons as an Associate Coach. Bowness took over the head coaching duties of the Islanders on January 23, 1997 and led the club to a 16-18-3 record. The following year, in his first full season as the Islanders' Head Coach, he guided the team to a 22-32-9 record in 63 games before being replaced on March 11, 1998. Bowness was instrumental in the development of many of the Islanders young players.

Rick and his wife Judy have three children: Ricky, Ryan and Kristen. Rick's son Ryan was drafted by the Columbus Blue Jackets in the 8th round (236th overall) of the 2001 Entry Draft and currently works in the hockey operations department of the Winnipeg Jets. Rick's son Ricky currently works with the Detroit Red Wings in their communications department.

## NEWELL BROWN

## ASSISTANT COACH

**Born:** February 14, 1962**Birthplace:** Cornwall, ON**Residence:** Vancouver, BC**Family:** Wife, Lori; Son, Adam; Daughter, Erika

Newell Brown was named an Assistant Coach on August 3, 2010. Brown joined the club after spending the previous five seasons as Assistant Coach with the Anaheim Ducks. He has also worked as Assistant Coach for the Columbus Blue Jackets and Chicago Blackhawks over a 13-year NHL coaching career. Prior to joining the NHL ranks, Brown spent four seasons as Head Coach of the Adirondack Red Wings, Detroit's AHL affiliate. He also served as Head Coach of Michigan University from 1990-92 and was an Assistant at Michigan State from 1986-1990.

Brown's playing career included two seasons with the Cornwall Royals, where he helped the Royals win the Memorial Cup in 1979. Drafted by Vancouver 158th overall in the 1982 NHL Entry Draft, Brown spent one year in the Canucks organization playing for Fredericton (AHL) and Muskegon (IHL) before captaining the Canadian National Team in 1985-86.



NEWELL BROWN

## DARRYL WILLIAMS

## ASSISTANT COACH, VIDEO

**Born:** February 29, 1968**Birthplace:** Labrador City, NF**Residence:** Vancouver, BC**Family:** Wife, Nancy; Son, Ben; Daughter, Sophia

Darryl Williams enters his fourth season with the Canucks after being named Assistant Coach, Video on August 12, 2008. Williams joined the Canucks from the St. John's Fog Devils of the QMJHL, where he worked the past four seasons as Associate Coach, Video Coordinator and Strength & Conditioning Coach. Prior to joining St. John's, Williams served in a number of coaching capacities, including Head Coaching duties with the Kansas City Outlaws of the United Hockey League and Assistant Coach of the Cincinnati Mighty Ducks of the American Hockey League.

The Labrador City, Newfoundland native played 11 seasons in the American Hockey League and International Hockey League, highlighted by a two-game call up to the NHL with the Los Angeles Kings in the 1992-93 season. With his appointment, Williams becomes the first Newfoundland-native to serve in an NHL coaching position in League history.



DARRYL WILLIAMS

## ROLAND MELANSON

## GOALTENDING COACH

**Born:** June 28, 1960**Birthplace:** Moncton, NB**Residence:** Vancouver, BC**Family:** Sons, Mathieu & Benoit

Roland Melanson was named Goaltending Coach on June 22, 2010. Melanson joined the Canucks after working as an Assistant Coach with the Montreal Canadiens from 1997-2009. As part of his role with Montreal Melanson he oversaw the development of all goaltenders in the organization. Prior to this tenure with the Canadiens, Melanson was an Assistant Coach and Goaltending Coach for the QMJHL Moncton Wildcats from 1995 to 1997, following a two-year association with the St. John Flames of the American Hockey League as goaltending consultant (1993 to 1995).

The first goaltender born in New Brunswick to play in the NHL, Melanson played 12 seasons in the League with the New York Islanders, Minnesota North Stars, Los Angeles Kings, New Jersey Devils and Montreal Canadiens. Melanson's impressive career is highlighted by three Stanley Cup championships (1981, 1982 and 1983), the William M. Jennings Trophy and a NHL Second All-Star Team selection both in the 1982-83 season. Melanson posted a career record of 129-106-33 and six shutouts in the NHL.



ROLAND MELANSON



ROGER TAKAHASHI

## ROGER TAKAHASHI STRENGTH & CONDITIONING COACH

**Born:** September 14, 1967

**Birthplace:** Kamloops, BC

**Residence:** Surrey, BC

**Family:** Wife, Cara; Sons, Sami, Max, Calvin & Henry

Roger Takahashi enters his eighth season as the Canucks Strength and Conditioning Coach after joining the team in May 2003. His responsibilities include specialized hockey conditioning and nutrition programs in-season and off-season, as well as recovery programs for injured players to ensure they return to the Canucks line-up in top physical condition. In addition to training Canucks players, Takahashi is also responsible for training players with the Canucks top minor league affiliate, the Chicago Wolves. Takahashi works closely with Vancouver's young prospects to educate them on nutrition and the training commitment required at the elite NHL level.

Takahashi graduated from the University of Waterloo with a Bachelor of Science in Science and a Bachelor of Science in Honours Kinesiology in 1991. He has written articles and given talks regarding injury prevention as well as sports training and has lectured at the university level at both Simon Fraser University and the University of British Columbia. He is actively involved in the Canucks Centre for BC Hockey programs as well as with the Strength and Conditioning Coaches of the NHL.

Takahashi was born and raised in Kamloops and now resides in Langley with his wife, four sons and their dogs. He is a member of the British Columbia Association of Kinesiologists, the Sports Medicine Council of British Columbia, and the National Strength and Conditioning Association as a Certified Strength and Conditioning Specialist.



GLENN CARNEGIE

## GLENN CARNEGIE SKILL COACH

**Born:** August 30, 1973

**Birthplace:** Winnipeg, MB

**Residence:** Vancouver, BC

Glenn Carnegie enters his third season as Vancouver Canucks Skill Coach. His responsibilities include working on-ice with players and prospects at the NHL and minor league level to continue to develop fundamental hockey skills. Carnegie assists in the conditioning, recovery and nutrition of all players within the organization.

Prior to joining the Canucks, Carnegie worked as Strength and Conditioning Coach with the Manitoba Moose (formerly of the American Hockey League), where he was responsible for hockey specific training, off-season conditioning and on-ice sessions with injured players.

Carnegie grew up playing hockey in the AA, AAA and junior system in Manitoba and played professionally in Germany. He received his degree in Exercise and Sport Science from the University of Manitoba and is Certified Strength and Conditioning Coach through the National Strength and Conditioning Association. He also volunteers and sits on the board of the Believe in the Goal foundation, which raises money for cancer research.



BRYAN MARSHALL

## BRYAN MARSHALL STRENGTH & CONDITIONING COACH - PROSPECTS

**Born:** August 30, 1984

**Birthplace:** Scarborough, ON

**Residence:** Scarborough, ON

Bryan Marshall works as the Canucks prospects Strength and Conditioning Coach and assists Roger Takahashi in developing training programs at the prospect level. Marshall consults with, advises and supports Canucks prospects in their physical preparation for professional hockey.

A member of the Canadian National Weightlifting Team, Marshall is a two-time provincial champion and a 2012 Olympic hopeful.



## RON DELORME

### CHIEF AMATEUR SCOUT

**Born:** September 3, 1955

**Birthplace:** North Battleford, SK

**Residence:** Vancouver, BC

**Family:** Wife, Joan; Son, Blair; Daughter, Leah

Ron Delorme is one of the longest-serving members of the Vancouver Canucks. With over 20 years of scouting experience and 210 games played at right wing, Delorme has been a member of the Canucks in some capacity since 1981. Delorme coordinates Vancouver's amateur scouting staff and assembles the Canucks draft selection list. He was named Chief Amateur Scout in August 2000.

Delorme was originally drafted by Denver in the 1975 WHA Entry Draft. His rights were then transferred to the Colorado Rockies in July 1976, after the franchise relocated to the NHL. He played in 314 games for the Rockies from 1976.77 to 1980.81 before he was claimed by Vancouver in the NHL waiver draft in October 1981. Delorme played a large role in the Canucks run to the Stanley Cup Final in 1982 and is probably best remembered by Vancouver fans for his inspirational fight versus Chicago's Grant Mulvey in the Campbell Conference Final.

Delorme played four seasons for the Canucks from 1981.82 to 1984.85, recording 17 goals, 20 assists (37 points) and 383 penalty minutes in 210 games before a knee injury forced his retirement in 1985. In 524 career NHL games, Delorme recorded 83 goals, 83 assists (166 points) and 667 penalty minutes.



RON DELORME

## THOMAS GRADIN

### ASSOCIATE CHIEF AMATEUR SCOUT

**Born:** February 18, 1956

**Birthplace:** Solleftea, Sweden

**Residence:** Vancouver, BC

**Family:** Wife, Cathie; Son, Adam; Daughters, Linda & Therese

Thomas Gradin was named Associate Chief Amateur Scout after serving 15 years in a scouting capacity with the Canucks. Gradin began scouting for Vancouver as a part-time amateur scout during the 1994.95 season.

Gradin played eight seasons with Vancouver from 1978.79 to 1985.86 and recorded 593 points (209-384-593) in 677 career NHL games.

His final NHL season was spent with the Boston Bruins before Gradin returned to the Swedish Elite League, where he began his professional career, with AIK Solna.

Gradin's playing career with the Canucks was highlighted by a number of achievements. One of the club's first European-born players, Gradin led the Canucks in scoring during the 1980.81 and 1981.82 seasons, was named an NHL All-Star in 1985 and most notably recorded 19 points (9-10-19) in 17 playoff games during Vancouver's Stanley Cup Final run in 1982. In 613 games as a member of the Canucks, Gradin scored 550 points (197-353-550) and ranks sixth on Vancouver's all-time scoring list entering the 2011.12 season. Gradin was originally drafted by the Chicago Blackhawks 45th overall in the 1976 NHL Amateur Draft.




THOMAS GRADIN



LUCIEN DEBLOIS  
Professional Scout



LARS LINDGREN  
Professional Scout



DON GRANATO  
Professional Scout



BRETT HENNING  
Professional Scout

# PLAYER SCOUTING



**JONATHAN BATES**  
Professional Scout



**BRIAN CHAPMAN**  
Amateur Scout



**SERGEI CHIBISOV**  
Amateur Scout



**INGE HAMMARSTROM**  
Amateur Scout



**TED HAMPSON**  
Amateur Scout



**FRANK KOLLAR**  
Amateur Scout



**TIM LENARDON**  
Amateur Scout



**DAN PALANGO**  
Amateur Scout



**HAROLD SNEPSTS**  
Amateur Scout



**DARRELL YOUNG**  
Amateur Scout



**MIKE BROWN**  
Scouting Coordinator

## PHOTO NOT AVAILABLE

**JUDD BRACKETT** Amateur Scout  
**KEN COOK** Amateur Scout  
**MIKE GERRITS** Amateur Scout  
**NEIL KOMADOSKI** Professional Scout  
**RICHARD ROSE** Amateur Scout



## PAT O'NEILL

### EQUIPMENT MANAGER

Pat O'Neill joined the Vancouver Canucks in 1988 and enters his 24th season with the hockey club. Prior to joining the Canucks, O'Neill spent eight seasons as Equipment Manager with the Winnipeg Jets. At the international level, O'Neill has worked with Team Canada several times, most recently at the 2010 Winter Olympic Games in Vancouver, where he helped Canada win gold. O'Neill also worked for Team Canada at the 2004 and 1990 World Championships in addition to the 1996 World Cup. O'Neill has worked in two NHL All-Star Games; 1988 and 1992. On February 14, 2008, O'Neill celebrated a significant career milestone, working his 2,000th NHL game at home versus the Minnesota Wild. O'Neill became the first recipient of the Larry Ashley Award on July 4, 1996, which honours the trainer or equipment manager who best exemplifies the character and commitment to excellence exemplified by Ashley throughout his career. O'Neill is an Executive Board Member of the Society of Professional Hockey Equipment Managers (SPHEM). He has two daughters: Brooklyn (14) and Faith (12).



PAT O'NEILL

## JAMIE HENDRICKS

### ASSISTANT EQUIPMENT MANAGER

Jamie Hendricks enters his 13th season with the Vancouver Canucks. Initially working as a Dressing Room Attendant, Hendricks was promoted to Equipment Assistant in 2001 and in 2005 moved to his current role as Assistant Equipment Manager. Hendricks experienced the game from the unique perspective of a player when at a Canucks SuperSkills competition, held before a sold out crowd, he played in goal opposite Alex Auld. Hendricks is currently a member of SPHEM.



JAMIE HENDRICKS

## BRIAN HAMILTON

### EQUIPMENT ASSISTANT

Brian "Red" Hamilton has been a member of the Vancouver Canucks training staff for nine years and enters his seventh season as Equipment Assistant.

Prior to joining the Canucks, Red worked 13 seasons with the BC Lions of the Canadian Football League from 1989 to 2001. His tenure with the Lions included two Grey Cup Championships in 1994 and 2000. A member of SPHEM, Red lives in Cloverdale, BC, with his wife Corine and daughter Ashley.



BRIAN HAMILTON

# TRAINING & MEDICAL STAFF



## MIKE BURNSTEIN HEAD ATHLETIC TRAINER

Mike Burnstein enters his 17th year as Head Athletic Trainer with the Vancouver Canucks. Prior to joining the Canucks, Burnstein was Head Athletic Trainer for two seasons with Vancouver's AHL affiliates (Hamilton Canucks & Syracuse Crunch). Burnstein entered the field of Athletic Therapy as a youth gaining experience working with the OHL's Hamilton Steelhawks and assisting at the 1987 and 1991 Canada Cups. Burnstein has worked with Team Canada on several occasions, most recently at the 2010 Winter Olympic Games in Vancouver where he helped Canada win gold. Burnstein has also worked for Team Canada at the 2005, 1999 and 1998 World Hockey Championships. A graduate of Sheridan College, Burnstein is an Executive Board Member of the Professional Hockey Athletic Trainers Society, a certified member of the National Athletic Therapist Association and member of the Canadian Athletic Therapy Association. Mike lives in White Rock, BC, with his wife Nicole and children, Abbey and Lukas.



## JON SANDERSON ASSISTANT ATHLETIC TRAINER

Jon Sanderson enters his 13th year with the Vancouver Canucks Medical Staff. His previous experience includes working for the BC Lions of the Canadian Football League. In 2006, Sanderson was a member of the Team Canada medical staff at the Winter Olympic Games in Torino, Italy. Sanderson graduated from Sheridan College in Oakville, Ontario, and the West Coast College of Massage Therapy in Vancouver. He is a certified member of the National Athletic Trainers Association, the Canadian Athletic Therapy Association, Professional Hockey Athletic Trainers Society and a Registered Massage Therapist. Jon lives in Port Coquitlam, BC, with his wife Catherine, daughter Kate, son Cooper and dog Jessie.



## DAVE ZARN ASSISTANT ATHLETIC TRAINER

Dave Zarn begins his third year with the Vancouver Canucks Medical Staff after three seasons as Head Athletic Therapist & Strength and Conditioning Coach with the Victoria Salmon Kings formerly of the East Coast Hockey League. Zarn worked in the same capacity with the Okanagan Hockey School/Hockey Academy for three years prior to joining the Salmon Kings. A University of Manitoba graduate, Zarn is a certified member of the Canadian Athletic Therapy Association with Corrective Exercise Specialist training from the National Academy of Sports Medicine. Dave lives in Vancouver, BC, with his wife Jaime and daughter Tayana.

## MEDICAL STAFF



**DR. BILL REGAN**  
Team Doctor



**DR. MIKE WILKINSON**  
Team Doctor



**DR. JEFFREY NORDEN**  
Team Dentist

**PHOTO NOT AVAILABLE**

**DR. GLENN CASHMAN** Team Chiropractor



**DR. SID SHEARD**  
Team Chiropractor




**DR. ALAN R. BOYCO**  
Team Optometrist



**LEN ZAICHKOWSKY**  
Director, Sports Science





## CANUCKS FOR KIDS FUND

The Canucks for Kids Fund dedicates resources to assist charities who support children's health and wellness, foster the development of grassroots hockey, and facilitate and encourage education in British Columbia.

Thanks to the generosity of our fans, donors, players, employees and sponsor partners, the Canucks for Kids Fund (CFKF) has granted more than \$36 million to charities in British Columbia over the last 25 years.

Our core beneficiaries, Canucks Autism Network (CAN), Canuck Place Children's Hospice and BC Children's Hospital Foundation are providing vital resources and life-saving care to families all across this province.

In a few short years, CAN has become a leading organization that enhances the quality of life for families living with autism. Their mission is to provide year round, innovative, high quality sports, recreational, social and vocational programs for individuals and families living with autism, and to build awareness and capacity through community networks across British Columbia.

Canuck Place Children's Hospice and the Canucks for Kids Fund have shared a significant bond over the history of our organizations. Since opening its doors in 1995, the Canucks for Kids Fund has granted Canuck Place more than \$24 million. Canuck Place offers focused pediatric care for children with life-limiting conditions, as well as facilitated support for their families.

The relationship with BC Children's Hospital goes back to the beginning of the Canucks for Kids Fund. BC Children's Hospital treats the province's sickest and most seriously injured children, more than 72,000 patients a year. This year the Canucks for Kids Fund made a gift of \$5 million to BC Children's Hospital in support of the Campaign for BC Children as well as the Diabetes Research Laboratory at the Child & Family Research Institute.

**Board of Directors:** Paolo Aquilini, President; Victor de Bonis, Vice President; Jamie Pitblado; Pamela Keith; Senator Larry Campbell; Dr. Paula Gordon; Johanna Sedin; TC Carling, Executive Director.

**For more information on the Canucks for Kids Fund, please visit our website at [canucks.com/cfkf](http://canucks.com/cfkf)**







## 2010.11 GRANT RECIPIENTS

The Canucks for Kids Fund proudly supplied grants to the following recipients in the areas of health and wellness, grassroots hockey and education: Canucks Autism Network, Canuck Place Children's Hospice and BC Children's Hospital. Additional grant recipients include Adoptive Families Association, Athletics for Kids, BC Blind Sports, BC Woman's Hospital, Boys & Girls Clubs of Greater Vancouver, Britannia Hockey Academy, CAN Van Program, Canucks Family Education Centre, Family Services of Greater Vancouver, Hockey Canada, Leukemia & Lymphoma Society, Phoenix Academy of Learning, Rare Disease Foundation, Take a Hike Youth at Risk Foundation, Theatre Templeton, Valley Therapeutic Equestrian Association, YWCA, Arts Umbrella, CFKF Power Play, CFKF Fin's Friends and Canucks Centre for BC Hockey



## FIN'S FRIENDS

Supported by the Canucks for Kids Fund, the Vancouver Canucks education initiative, Fin's Friends Character Education program, currently reaches approximately 3,320 classrooms in all the BC school districts serving over 70,000 students around the province. It is a program for primary students specifically designed to teach the basic elements of character education and social responsibility. In the 2010.11 school year, Fin's Friends will be available to all primary grades in both English and French.



## CANUCKS FAMILY EDUCATION CENTRE

The Vancouver Canucks and the Canucks for Kids Fund have committed more than \$770,000 to family literacy in BC, forming an alliance with Britannia Community Centre and the Vancouver Sun Raise-a-Reader program. The Canucks Family Education Centre's (CFEC) mandate is to positively impact low literacy levels on Vancouver's east side by providing a coordinated, comprehensive, integrated services approach to family literacy and lifelong learning. The Centre delivers four targeted programs to seven elementary school literacy centres serving over 500 children and families with a combination of both full-time and part-time staff and a number of volunteers.



## CANUCKS POWER PLAY PROGRAM

Created by the Vancouver Canucks' fitness and nutrition experts in conjunction with local educators, the Vancouver Canucks and Canucks for Kids Fund are proud to launch a brand new in-school program: Power PLAY – Fitness. Nutrition. Fun. Geared towards intermediate students throughout BC, Students will learn healthy eating and active living strategies through a series of class discussions and related activities. The first 40 schools that register for the Power PLAY program each year receive a free set of floor hockey equipment for their school gym! This program is currently in 25 elementary schools across the province.



## CANUCKS CENTRE FOR BC HOCKEY

Supported by the Canucks for Kids Fund and in partnership with BC Hockey, the Canucks Centre for BC Hockey is a direct link to over 60,000 minor hockey players throughout BC. The Centre is committed to creating opportunities for grassroots hockey players of all ages, levels and backgrounds by assisting in the development and recognition of female hockey, minor hockey initiation, and the skill improvement of players and coaches. Each year, the Centre programs engage minor hockey players, coaches, and parents the opportunity to visit Rogers Arena and benefit from interaction with the Canucks players, coaching staff and administrators. Programs include Mini Minor Hockey, Every Kid's Dream, Canucks Female Jamboree and many more.

## CANUCKS FOR KIDS FUND EVENTS



### DICE & ICE PRESENTED BY HSBC

Dice & Ice, presented by HSBC, is the team's signature charitable event in support of the Canucks for Kids Fund. Dice & Ice features a funny money casino, silent and live auctions, and a gourmet three-course meal. Last year, the event raised a record of \$895,000 net for the Canucks for Kids Fund.



### CANUCKS FOR KIDS FUND TELETHON, PRESENTED BY CHEVROLET

The Canucks for Kids Fund Telethon, presented by Chevrolet, is a radio and television telethon. During the 2010/11 NHL season, the CFKF Telethon raised more than \$1.7 million in phone/online donations and in recognition of fundraising events throughout the year. Wives and significant others of the players play a key role by answering phones on the celebrity panel located on the concourse of Rogers Arena during the game.

The Canucks for Kids Fund leads the NHL in charity dollars raised through this program having generated more than \$3.8 million in the 2010/11 season.



### CANUCKS SUPERSKILLS

SuperSkills, powered by Rogers, is hosted each year at Rogers Arena. The competition reveals the winners of the Hardest Shot, Fastest Skater, Pass & Score, Shooting Accuracy, Puck Control Relay, and Breakaway Relay. Canucks players are joined on-ice by minor hockey players who compete alongside the pros in the same skill categories. Last season, with the support of Canucks fans, SuperSkills raised more than of \$233,000 net for the Canucks for Kids Fund and NHLPA Goals & Dreams Fund.



### JAKE MILFORD CANUCKS CHARITY INVITATIONAL, PRESENTED BY ENDEAVOUR SILVER

The entire Canucks roster and members of the Canucks Alumni play in this charity golf tournament benefiting both the BC Hockey Benevolent Association (BCHBA) and the Canucks for Kids Fund. Celebrating its 28th anniversary this year, the "Jake" is proudly presented in Jake Milford's memory. Last season, in September 2010, the tournament raised more than \$146,000 net for the Canucks for Kids Fund and the BC Hockey Benevolent Association.

## OTHER CANUCKS COMMUNITY PROGRAMS



### LUI'S GREASE CLUB

Each season, Roberto Luongo purchases an executive suite and donates the tickets to local children's charities for children who would not otherwise have the opportunity to attend a hockey game. Each child is provided with a complimentary ticket to the game, a Lui's Grease Club t-shirt, food and beverage, and Canucks souvenirs.



# COMMUNITY PARTNERSHIPS

## TREVOR LINDEN COMMUNITY SCHOLARSHIP

The Trevor Linden Community Spirit Scholarship recognizes four student leaders in the province of British Columbia entering their first year of post secondary education who have excelled in the areas of school and community service, leadership, initiating community development, affecting positive change, mentoring and academic performance. A total of four scholarships of \$2,500 each are awarded to high school students who have the academic skills to successfully enter and complete post secondary education.

## DONATIONS IN KIND

The Vancouver Canucks strive to support fundraising events throughout British Columbia by donating team merchandise and memorabilia. The program donates to over 400 fundraising events each season in support of children's health and wellness, education, and grassroots hockey.

## TICKETS<sup>2</sup> KIDS

### CANUCKS TICKETS FOR KIDS

With the support and generosity of Canucks Season Ticket Holders and sponsor partners, this program provides complimentary tickets to select children's charities. Canucks Season Ticket Holders are encouraged to donate any tickets that will go unused to the Canucks Tickets for Kids Program.



SEVENTH GENERATION

## SEVENTH GENERATION CLUB

Created to empower British Columbia's First Nations students to strive for excellence, this program encourages students to celebrate their native culture, stay in school, make healthy lifestyle choices, and participate in the community. The Canucks have provided thousands of dollars in merchandise to aid in the Club's fundraising efforts and student incentives. In addition, the Canucks also provide content for a Club daytimer and a bi-monthly newsletter. The program has successfully reached over 7500 First Nations students annually for nearly ten years.

## SCHOLARSHIPS

The Vancouver Canucks Alumni through the BC Benevolent Association offer a number of scholarships each season to deserving students and minor hockey players in recognition of academic achievement and commitment to school and community service. Scholarships include: the Stan Smyl Scholarship – \$3,000, Vancouver Canucks Scholarships – \$750 (three each) and the Vancouver Canucks Community Service Bursary – \$500. The Canucks Alumni also provide the Larry Ashley Scholarship which is valued at \$2,500 per annum for students in the fields of sports medicine or athletic training.





## VANCOUVER CANUCKS ALUMNI



### ABOUT THE VANCOUVER CANUCKS ALUMNI

Despite the fact that the Vancouver Canucks didn't enter the NHL until 1970, the Alumni group was conceived in 1952 by the Canucks of the Western Hockey League. The alumni began with Hall of Famers Babe Pratt and Cyclone Taylor, who organized a benefit game for a local amateur player whose wife had become seriously ill. This eventually grew into the BC Hockey Benevolent Association (BCHBA) – a registered non-profit society – designed to assist former players and their families who had fallen on hard times. Since that time, the scope of the BCHBA has broadened and over the next five decades, the group has expanded and has raised over \$2 million for charity.

### THE ALUMNI AND THE COMMUNITY

#### Canucks Alumni BCHL Scholarships

For nearly a decade, Orland Kurtenbach, the Canucks original captain, headed up an Alumni committee which provides scholarship opportunities (four per year at \$3,000) for hockey playing youngsters from the BC Junior League to attend the

University of British Columbia. Kurtenbach was a natural to spearhead this initiative, having coached several years in the BCHL with Richmond and Chilliwack. Recently, Kurtenbach handed over the reins to fellow ex-Canuck Gerry O'Flaherty. Over the years, more than 33 young graduates from the BCHL have been awarded Canucks Alumni Scholarships.

#### Larry Ashley Scholarship

The Canucks Alumni initiated the Larry Ashley Scholarship over 10 years ago. Ashley was a longtime athletic trainer of the NHL Canucks and passed away from cancer in 1995. Widely recognized as a leader in his field, Ashley's name now lives on via the Larry Ashley Scholarship Program. It provides scholarship funds of \$2,500 per year to academically qualified BC students pursuing post-secondary studies in the fields of sports medicine and/or athletic training.

#### PCHA Scholarships

The Vancouver Canucks Alumni offer a number of scholarships each season to deserving students and minor hockey players in recognition of academic achievement and commitment to school and community service. Canucks scholarships include: the new Stan Smyl Scholarship, Orland Kurtenbach Scholarship, Pat Quinn Scholarship and the Dennis Kearns Scholarship. Vancouver Canucks Alumni Association Scholarship, and the Vancouver Canucks Community Service Bursary.

### PLAYING AGAINST VANCOUVER CANUCKS ALUMNI HEROES

Each year the Canucks Alumni team travels throughout British Columbia to participate in charity games with fans from all over the province. The Alumni have travelled to a number of BC cities, including Kitimat, Smithers, Port Hardy, Rossland, Williams Lake, Comox, Victoria and Merritt, to name a few. Slapshots and hitting are no-no's but pretty well everything else goes.



Pies-in-the-face, buckets of water thrown on the opposition bench, bribing the officials, a Superman sighting...all are part of the Alumni's road games. In return for their performances, the BC Hockey Benevolent Society receives expense money for travel or accommodation (if applicable) plus a modest stipend which goes directly into the scholarship maintenance program. Any funds remaining are left in the community in which the game is played and go to minor hockey or other local causes. For more information on bringing the Alumni to your town click or call the Canucks Centre for BC Hockey at 604.899.7770.

## What is the Canucks Alumni today?

The Canucks Alumni are a group of over 100 hockey people living mostly in the Lower Mainland. Membership is also extended to alumni living out of the area and the province. The group is unique in that former pros are welcome, not just ex-Canucks. Canucks Alumni have Bill Ranford, Mark Lofthouse and Gary Nylund as card-carrying members, even though they did not play for Vancouver. The bottom line is that the Canucks Alumni have the luxury of being able to ice not just one, but two teams at any given time. This, in part, is a tribute to the city of Vancouver being such a desirable Canadian retirement destination.

## ALUMNI PRESIDENT

Gerry "Driller" Sillers was born and raised in Saskatoon where he played junior for the Blades with his longtime buddy Bobby Schmautz. He moved west to attend Simon Fraser University and turned pro with the Western League Canucks in 1968.69. He played four seasons with their AHL affiliate, the Rochester Americans, a team for which Don Cherry both played and coached. He also played briefly with Portland of the WHL. Following his playing career, he became an enthusiastic member of the Canucks alumni organization and in 1989, became its president, a post he still holds.

## Canucks Alumni Board:

Gerry Sillers, Bob Murray, Orland Kurtenbach, Mickey McDowell, Bill Ranford, Kirk McLean, Rick Amann, Chris Oddleifson, Dennis Kearns, Dave Cannon.





# REMEMBERING RICK



In 2005, Rick Rypien made his NHL debut with the Canucks against the Edmonton Oilers. Playing in front of a sold-out crowd in Vancouver, Rick unleashed his first NHL shot minutes before the end of the first period.

The shot rippled the back of the net and Rick was encircled by his linemates, Trevor Linden and Jarkko Ruutu.

That was only the beginning of Rick's journey with the Canucks. Despite missing stretches of time on the ice, Rick became a fan favourite. Lauded for his speed on the forecheck, heart of a lion and displays of pure finesse at times, Rick's number 37 started cropping up on jerseys across the province.

Rick evolved into a regular in the NHL and in the offseason, he returned home to Coleman, AB, to lead the local Rocky Mountain Ice Hockey School. He spent much of his time giving back. That summer was no different.

A hero to so many, Rick encouraged and instructed young athletes to work hard and pursue their dreams as he had.

In September 2010, Rick again returned to Vancouver to familiar territory but personal challenges soon arose. After 11 games, Rick stepped away from the game to focus on his own wellbeing. With the support of the entire Canucks organization, Rick took a break.

When he returned to hockey it was to another familiar fold, his family in the Manitoba Moose organization.

By the time the AHL playoffs started, Rick was a key component of the Moose's checking line. Though primarily responsible for shutting down the other team's scorers, Rick still showed his scoring touch. He ended Manitoba's nine-game overtime losing streak in Calder Cup games by collecting a clutch overtime goal.

When a knee injury later took him out of action during the playoffs, Rick stepped behind the bench to help coach.

It would take more than injury to pull him away from a team and game he loved. Fittingly, just months later as a free agent, Rick would sign with the Winnipeg Jets to stay in Manitoba. He would not get the opportunity to dress as a member of the Winnipeg Jets.

Rick succumbed to a long battle with depression before he could report to Winnipeg for another NHL training camp. Though departed, Rick's legacy of work ethic and giving back will go on.

**FOREVER A CANUCK**







# THE PLAYERS

#41

# ANDREW ALBERTS

(AN-droo AL-buhrts)

## CAREER STATS

**MOST GOALS IN A GAME** 1

SIX TIMES – LATEST OCT. 17/10 vs CAR

**MOST ASSISTS IN A GAME** 2

THREE TIMES – LATEST JAN. 30/10 vs CHI

**MOST POINTS IN A GAME** 2

THREE TIMES – LATEST JAN. 30/10 vs CHI: 0-2-2

**HAT TRICKS** 0

**GAME-WINNING GOALS** 0

**POWER PLAY GOALS** 0

**SHORTHANDED GOALS** 1

MAR. 12/06 at BUF

**OVERTIME POINTS** 0-0-0

**SHOOTOUT RECORD** 0/0

0 GDG

**PENALTY SHOT RECORD** 0/0


## REGULAR SEASON

## PLAYOFFS

## ALBERTS vs NHL

SEASON	CLUB	LEA	GP	G	A	PTS	PIM	GP	G	A	PTS	PIM
1999.00	Waterloo	USHL	49	2	2	4	55	4	0	0	0	12
2000.01	Waterloo	USHL	54	4	10	14	128	–	–	–	–	–
2001.02	Boston	NCAA	38	2	10	12	52	–	–	–	–	–
2002.03	Boston	NCAA	39	6	16	22	60	–	–	–	–	–
2003.04	Boston	NCAA	42	4	12	16	64	–	–	–	–	–
2004.05	Boston	NCAA	30	4	12	16	67	–	–	–	–	–
	Providence	AHL	8	0	0	0	16	16	1	4	5	40
2005.06	Boston	NHL	73	1	6	7	68	–	–	–	–	–
	Providence	AHL	6	0	1	1	7	–	–	–	–	–
2006.07	Boston	NHL	76	0	10	10	124	–	–	–	–	–
2007.08	Boston	NHL	35	0	2	2	39	2	0	0	0	0
2008.09	Philadelphia	NHL	79	1	12	13	61	6	0	1	1	10
2009.10	Carolina	NHL	62	2	8	10	74	–	–	–	–	–
	Vancouver	NHL	14	1	1	2	13	10	0	1	1	27
2010.11	Vancouver	NHL	42	1	6	7	41	9	0	0	0	6
VANCOUVER TOTALS			56	2	7	9	54	19	0	1	1	33
NHL TOTALS			381	6	45	51	420	27	0	2	2	43

TEAM	GP	G	A	PTS	PIM
Anaheim	7	0	0	0	2
Atlanta	16	0	3	3	12
Boston	6	0	1	1	7
Buffalo	26	1	2	3	25
Calgary	9	0	2	2	2
Carolina	13	1	3	4	21
Chicago	7	0	3	3	18
Colorado	11	0	0	0	8
Columbus	6	0	2	2	4
Dallas	6	0	0	0	2
Detroit	5	0	0	0	2
Edmonton	7	1	2	3	16
Florida	17	0	2	2	20
Los Angeles	8	0	1	1	7
Minnesota	9	0	2	2	6
Montreal	25	0	3	3	30
Nashville	4	0	0	0	15
New Jersey	21	0	2	2	46
NY Islanders	23	0	2	2	12
NY Rangers	18	0	2	2	10
Ottawa	26	0	2	2	35
Philadelphia	15	0	1	1	15
Phoenix	5	0	1	1	0
Pittsburgh	16	1	2	3	14
San Jose	7	1	0	1	8
St. Louis	4	0	0	0	4
Tampa Bay	18	0	1	1	12
Toronto	28	1	5	6	50
Vancouver	3	0	0	0	0
Washington	15	0	1	1	17

**Totals** 381 6 45 51 420



## NHL FIRSTS

**First Game:** Oct. 5/05 vs MTL  
**First Point:** Nov. 19/05 vs BUF  
**First Goal:** Mar. 12/06 at BUF

## STREAKS

**Assists:** 4 games Nov. 13-21/08

## ACQUIRED

Acquired by Vancouver from Carolina in exchange for a 2010 third-round Draft selection (Austin Levi), March 3, 2010.

## PERSONAL

Attended Boston College where he graduated with a degree in Communications and played alongside current Canuck Cory Schneider...Has played on Team USA with Canucks Ryan Kesler and Keith Ballard on the international stage...Spends the off-season in his native Minnesota.

## CAREER HIGHLIGHTS

**2010.11:** Appeared in 42 games, recording seven points (1-6-7) and 41 penalty minutes in his second season with the Canucks and sixth NHL season...Averaged 15:09 ice time per game...Led Canucks defencemen in hits (113)...Missed a total of 33 games to injury...Collected his 400th NHL penalty minute, Nov. 20 vs CHI...Recorded a season high of 21:43 ice time, Oct. 26 vs COL...Collected his first assist of the season, Oct. 22 vs MIN...Notched his first goal of the season, Oct. 17 vs CAR...Appeared in his fourth NHL playoffs, recording an average 12:48 ice time per game and six penalty minutes. **2009.10:** Split the season between Vancouver (1-1-2 in 14 games played) and Carolina (2-8-10 in 62 games played)...Ranked 13th among NHL defencemen with 222 hits...Appeared in his first game and recorded his first point (0-1-1) as a Canuck, Mar. 5/10 at CHI...Acquired on the NHL trade deadline by Vancouver in exchange for a third round pick in the 2010 NHL Entry Draft...Earned two assists, registered three hits, was +2 and was named third star of the game, Jan. 30/10 vs CHI...Played his 300th NHL career game and registered six hits, Dec. 23/10 vs MTL...Matched his career high for most assists and points in a single game with a pair of assists, Dec. 18/10 at FLA...Recorded assists in consecutive games, Nov. 11-13/10...Registered his first point of the season (0-1-1), Nov. 6/10. **2008.09:** Played his fourth NHL season and first with Philadelphia after being acquired from Boston on Oct. 13...Established career highs in games played (79), assists (12), points (13) and plus/minus (+6)...Led all Flyers skaters in hits (157) and ranked third on the team in blocked shots (133)...Had a career-high four-game assist and point streak from Nov. 13-21...Was +3 in that four-game span...Made his Flyers debut at PIT (Oct. 14), one day after being acquired from Boston. **2007.08:** Made his NHL postseason debut, skating in two Stanley Cup Playoff contests for the Bruins. **2006.07:** Established career highs in games (76), assists (10) and points (10)...Led the Bruins in penalty minutes with 124...Had points in consecutive games on two occasions: Nov. 28-30 (0-2-2) and Dec. 23-26 (0-2-2)...Missed six games due to shoulder and hamstring injuries. **2005.06:** Played first full professional season with Boston, earning seven points (1-6-7) and 68 penalty minutes in 73 games with the Bruins...Was fourth on the team in penalty minutes (68)...Had points in consecutive games twice: from Mar. 12-14 (1-1-2) and Mar. 21-24 (0-2-2)...Scored his first NHL goal with a shorthanded effort, beating Martin Biron at 14:56 of the second period, Mar. 12 at BUF...Was a healthy scratch for three NHL games, and missed two games with the flu...Had a six-game stint with Providence (Dec. 1-12), totaling one assist and seven penalty minutes. **2004.05:** Had consecutive games played streak snapped at 120 games after suffering a knee injury...Earned Hockey East First Team All-Conference and First Team East All-American honours...Completed his collegiate career with 16 goals, 50 assists (66 points) and 243 penalty minutes in 149 games...Signed a try-out agreement with Providence (AHL) on Apr. 2 at the conclusion of his college season...Played in eight regular-season games in Providence and added five points (1-4-5) in 16 Calder Cup Playoff games for the Bruins. **2003.04:** Was named First Team East All-American and shared Hockey East's Best Defensive Defencemen award...Was named to the Hockey East All-Conference Second Team. **2002.03:** Earned collegiate career highs in goals (6), assists (16) and points (22), skating in 39 games for the Eagles. **2001.02:** Was second among Boston College defencemen in scoring with 12 points (2-10-12) in 38 games during his freshman season.

## INTERNATIONAL

World Championships: 2007, 2006.

## NHL MILESTONES

**100th NHL Game:** Dec. 16/06 at FLA  
**300th NHL Game:** Dec. 23/09 vs MTL

## 2010.11 GAME BY GAME

Oct. 9	vs LA	0-0	0/0	16:03
Oct. 11	vs FLA	0-0	0/0	14:47
Oct. 13	@ ANA	0-0	0/0	14:32
Oct. 15	@ LA	0-0	1/2	15:38
Oct. 17	vs CAR	1-0	1/1	14:29
Oct. 19	@ MIN	0-0	0/0	14:27
Oct. 20	@ CHI	0-0	1/0	18:08
Oct. 22	vs MIN	0-1	2/2	16:41
Oct. 26	vs COL	0-0	0/0	21:43
Nov. 1	vs NJ	0-0	1/1	18:55
Nov. 2	@ EDM	0-0	0/0	19:00
Nov. 4	@ COL	0-0	3/0	17:43
Nov. 6	vs DET	0-0	0/2	17:07
Nov. 9	@ MTL	0-0	1/1	10:30
Nov. 11	@ OTT	0-1	0/2	14:28
Nov. 13	@ TOR	0-0	0/1	16:08
Nov. 15	@ BUF	0-0	1/3	11:09
Nov. 17	@ PIT	0-0	0/0	15:36
Nov. 20	vs CHI	0-0	1/2	15:08
Nov. 21	vs PHX	0-1	0/-2	12:00
Nov. 24	vs COL	0-0	1/0	13:27
Nov. 26	vs SJ	0-0	0/0	16:46
Dec. 1	@ CGY	0-1	0/0	14:45
Dec. 3	@ CHI	0-0	0/0	12:52
Dec. 5	vs STL	DND		
Dec. 8	vs ANA	DND		
Dec. 11	vs TB	0-0	2/1	14:29
Dec. 12	@ EDM	0-0	0/0	13:45
Dec. 15	vs CBJ	0-0	0/-1	14:20
Dec. 18	vs TOR	0-0	0/1	12:51
Dec. 20	@ STL	DND		
Dec. 22	@ DET	DND		
Dec. 23	@ CBJ	0-1	0/1	20:16
Dec. 26	vs EDM	0-0	3/1	13:31
Dec. 28	vs PHI	0-0	0/-1	14:16
Dec. 31	@ DAL	0-0	0/0	15:36
Jan. 2	@ COL	0-0	0/1	16:03
Jan. 3	@ SJ	DND		
Jan. 5	vs CGY	0-0	0/0	15:54
Jan. 7	vs EDM	0-1	2/1	17:49
Jan. 8	vs DET	0-0	0/0	14:01
Jan. 11	@ NYI	0-0	0-0	14:34
Jan. 13	@ NYR	DND		
Jan. 14	@ WSH	DND		
Jan. 16	@ MIN	0-0	0/0	1:46
Jan. 18	@ COL	INJ		
Jan. 20	vs SJ	INJ		
Jan. 22	vs CGY	INJ		
Jan. 24	vs DAL	INJ		
Jan. 26	vs NSH	INJ		
Feb. 1	@ DAL	INJ		
Feb. 2	@ PHX	INJ		
Feb. 4	vs CHI	INJ		
Feb. 7	vs OTT	0-0	0/2	17:10
Feb. 9	vs ANA	0-0	1/1	19:38
Feb. 12	vs CGY	0-0	0/-2	17:29
Feb. 14	@ STL	0-0	0/0	11:10
Feb. 15	@ MIN	INJ		
Feb. 17	@ NSH	INJ		
Feb. 19	vs DAL	INJ		
Feb. 22	vs MTL	INJ		
Feb. 24	vs STL	INJ		
Feb. 26	vs BOS	INJ		
Mar. 1	vs CBJ	INJ		
Mar. 3	vs NSH	INJ		
Mar. 5	@ LA	INJ		
Mar. 6	@ ANA	INJ		
Mar. 8	@ PHX	INJ		
Mar. 10	@ SJ	INJ		
Mar. 12	@ CGY	INJ		
Mar. 14	vs MIN	INJ		
Mar. 16	vs COL	INJ		
Mar. 18	vs PHX	INJ		
Mar. 23	@ DET	INJ		
Mar. 25	@ ATL	INJ		
Mar. 27	@ CBJ	INJ		
Mar. 29	@ NSH	INJ		
Mar. 31	vs LA	INJ		
Apr. 2	vs EDM	INJ		
Apr. 5	@ EDM	INJ		
Apr. 7	vs MIN	INJ		
Apr. 9	@ CGY	INJ		

#4

## KEITH BALLARD

(KEETH BAL-uhrd)

## CAREER STATS

MOST GOALS IN A GAME 2

DEC. 29/05 vs LA

MOST ASSISTS IN A GAME 4

JAN. 19/06 vs FLA

MOST POINTS IN A GAME 4

JAN. 19/06 vs FLA: 0-4-4

HAT TRICKS 0

GAME-WINNING GOALS 4

LATEST APR. 1/10 at BOS

POWER PLAY GOALS 7

LATEST DEC. 31/09 vs MTL

SHORTHANDED GOALS 4

LATEST APR. 3/08 vs DAL

OVERTIME POINTS 1-5-6

SHOOTOUT RECORD 0/2

0 GDG

PENALTY SHOT RECORD 0/0



## REGULAR SEASON

## PLAYOFFS

## BALLARD vs NHL

SEASON	CLUB	LEA	GP	G	A	PTS	PIM	GP	G	A	PTS	PIM	TEAM	GP	G	A	PTS	PIM
1999.00	U.S. Jr. National	USHL	58	12	21	33	119	-	-	-	-	-	Anaheim	28	2	8	10	39
2000.01	Omaha	USHL	56	22	29	51	168	10	1	6	7	8	Atlanta	15	0	4	4	15
2001.02	Minnesota	NCAA	41	10	13	23	42	-	-	-	-	-	Boston	11	1	1	2	13
2002.03	Minnesota	NCAA	41	12	29	41	78	-	-	-	-	-	Buffalo	10	1	5	6	9
2003.04	Minnesota	NCAA	37	11	25	36	83	-	-	-	-	-	Calgary	18	0	2	2	19
2004.05	Utah	AHL	60	2	18	20	88	-	-	-	-	-	Carolina	14	1	3	4	12
2005.06	Phoenix	NHL	82	8	31	39	99	-	-	-	-	-	Chicago	17	0	2	2	13
2006.07	Phoenix	NHL	69	5	22	27	59	-	-	-	-	-	Colorado	20	0	5	5	20
2007.08	Phoenix	NHL	82	6	15	21	85	-	-	-	-	-	Columbus	18	1	3	4	19
2008.09	Florida	NHL	82	6	28	34	72	-	-	-	-	-	Dallas	29	2	6	8	17
2009.10	Florida	NHL	82	8	20	28	88	-	-	-	-	-	Detroit	17	0	1	1	21
2010.11	Vancouver	NHL	65	2	5	7	53	10	0	0	0	6	Edmonton	18	1	4	5	16
VANCOUVER TOTALS			65	2	5	7	53	10	0	0	0	6	Florida	3	1	4	5	2
NHL TOTALS			462	35	121	156	456	10	0	0	0	6	Los Angeles	28	5	4	9	30
													Minnesota	17	1	9	10	15
													Montreal	11	2	1	3	7
													Nashville	18	2	2	4	11
													New Jersey	11	0	3	3	2
													NY Islanders	11	1	3	4	8
													NY Rangers	10	1	2	3	2
													Ottawa	11	1	2	3	0
													Philadelphia	10	0	7	7	6
													Phoenix	5	0	0	0	2
													Pittsburgh	11	2	3	5	21
													St. Louis	17	1	4	5	45
													San Jose	30	3	15	18	29
													Tampa Bay	15	2	8	10	26
													Toronto	11	0	4	4	8
													Vancouver	13	2	2	4	19
													Washington	15	2	4	6	10
													Totals	462	35	121	156	456

## NHL FIRSTS

**Game:** Oct. 5/05 at VAN  
**Goal:** Oct. 5/05 at VAN  
**Assist:** Oct. 30/05 at ANA

## STREAKS

**Assists:** 4 games Jan. 14-21/06: 7 assists  
**Points:** 5 games Mar. 25 – Apr. 3/06: 1-5-6

## HONOURS

NCAA West First All-American Team: 2004  
 Hobey Baker Memorial Award Finalist: 2004  
 John Mariucci MVP Award: 2004  
 WCHA First All-Star Team: 2004, 2003

NCAA West Regional All-Tournament Team: 2003  
 WCHA Final Five All-Tournament Team: 2003  
 WCHA All-Rookie Team: 2002  
 USHL First All-Star Team: 2001

## ACQUIRED

Acquired by Vancouver from Florida with Victor Oreskovich on June 25, 2010 in exchange for Steve Bernier, Michael Grabner and a first round Draft pick in 2010 (Quinton Howden).

## PERSONAL

Played a number of sports growing up and during high school was an All-Conference selection as a fullback and linebacker playing football and finished as a Conference championship runner-up in golf...If he didn't play hockey, Keith would be interested in being a fishing guide...He spends summers in Minnesota.

## CAREER HIGHLIGHTS

**2010.11:** Played in 65 games this season, collecting seven points (2-5-7) and 53 penalty minutes in his first season with the Canucks...Led the team in blocked shots (111)...Ranked third among Canucks defencemen with 99 hits...Averaged 15:54 in ice time per game...Missed 17 games due to injury...Logged a season high ice time of 23:53, Jan. 26 vs NSH...Collected his first assist with the Canucks, Dec. 5 vs STL...Registered his first goal with Vancouver, Nov. 26/10 vs SJ...Played his 400th NHL career game, Oct. 13/10 at ANA...Appeared in his first game with Vancouver, recording five blocked shots Oct. 9 vs LA...Made his first appearance in the NHL playoffs, recording 15 blocked shots, 14 hits and averaging 14:14 in ice time per game. **2009.10:** Played his third consecutive 82-game season, the fourth of his career...Led Panthers and ranked third in the League in blocked shots (201)...Second on Florida in hits (156)...Fourth on the Panthers in TOI per game (22:24)...Recorded a goal in back-to-back games on Apr. 1 at BOS and Apr. 3 vs NYR...Netted a game-winning goal, Apr. 1 at BOS...Registered three assists, Jan. 16 vs TB...Scored first goal of season, Nov. 23 vs PIT...Notched three assists, Nov. 18 at BUF. **2008.09:** Was one of two Panthers to play in all 82 games...Second on Florida in hits (172)...Recorded a goal and the 100th point of his NHL career with an assist, Dec. 26 vs TB...Recorded the game-winning goal, Dec. 4 vs BUF...Recorded a career high 18 penalty minutes, Oct. 25 at STL...Recorded three assists Oct. 24 vs SJ...Had a four-game point streak (1-3-4) from Oct. 11-20...Recorded his first goal as a Panther, Oct. 20 at MTL. **2007.08:** Led the Coyotes in hits (169) and blocked shots (162)...Scored the GWG, Dec. 8 at LA...Collected a goal and an assist, Nov. 8 vs DAL. **2006.07:** Ranked second on Phoenix in hits (130) and blocked shots (135) and third in average time on ice (21:59)...Ranked 10th in the NHL in average shifts per game (30.6)...Won Coyotes team award for Hardest Working Player for second consecutive year...Recorded a season-high four-game point streak (1-3-4) from Dec. 14-23. **2005.06:** Among NHL rookies, ranked seventh in assists (31), second in blocked shots (137) and eighth in hits (120)...Led Coyotes in SHG (3)...Won Coyotes team award for Hardest Working Player...Was co-winner of Coyotes Man of the Year...Scored SHG in 3-0 win to tie Brian Leetch for NHL record for most SHG by rookie defenceman (3), Apr. 13 vs LA...Set new Coyotes/Jets record for assists in a game by a rookie with four assists in 6-3 win, Jan. 19 vs FLA...Recorded first career multi-point game with two assists in 4-2 win, Nov. 8 at MIN. **2004.05:** Played for PlanetUSA at 2005 AHL All-Star Game in his first pro season. **2003.04:** Finished T-sixth in NCAA in GWG (5)...Finished career at Minnesota seventh on the school's all-time list for goals by a defenceman (33) and 11th in points by a defenceman (100). **2002.03:** Traded by Buffalo to Colorado for Steven Reinprecht Jul. 3/03...Helped Minnesota capture second consecutive NCAA championship...Ranked fourth in the nation in goals and assists among defencemen...Ranked third in WCHA in defencemen scoring. **2001.02:** Helped Minnesota capture NCAA championship. **2000.01:** Helped Omaha Lancers capture USHL national junior championship...Ranked second among USHL's top scoring defencemen. **1999.00:** A graduate of USA Hockey's National Team Development Program, finished as the top scoring defenceman on the under-18 squad.

## INTERNATIONAL

World Championships: 2009, 2008, 2007, 2004 (bronze)  
 World Junior Championships: 2002  
 U18 World Championships: 2000

## NHL MILESTONES

**100th NHL Game:** Dec. 11/06 at SJ  
**400th NHL Game:** Oct. 13/11 at ANA

**100th NHL Point:** Dec. 26/08 at TB

**100th NHL Assist:** Nov. 16/09 vs LA

## 2010.11 GAME BY GAME

Oct. 9	vs LA	0-0	0/0	17:34
Oct. 11	vs FLA	0-0	0/0	14:20
Oct. 13	@ ANA	0-0	2/0	14:36
Oct. 15	@ LA	0-0	0/-1	4:05
Oct. 17	vs CAR	INJ		
Oct. 19	@ MIN	INJ		
Oct. 20	@ CHI	INJ		
Oct. 22	vs MIN	INJ		
Oct. 26	vs COL	INJ		
Nov. 1	vs NJ	0-0	0/1	16:23
Nov. 2	@ EDM	0-0	0/-1	15:32
Nov. 4	@ COL	0-0	0/-1	15:32
Nov. 6	vs DET	0-0	1/-1	12:06
Nov. 9	@ MTL	INJ		
Nov. 11	@ OTT	INJ		
Nov. 13	@ TOR	INJ		
Nov. 15	@ BUF	INJ		
Nov. 17	@ PIT	0-0	2/1	14:13
Nov. 20	vs CHI	INJ		
Nov. 21	vs PHX	INJ		
Nov. 24	vs COL	0-0	1/-1	15:01
Nov. 26	vs SJ	1-0	1/2	17:52
Dec. 1	@ CGY	0-0	1/0	14:48
Dec. 3	@ CHI	0-0	0/1	12:45
Dec. 5	vs STL	0-1	0/2	13:17
Dec. 8	vs ANA	0-0	2/0	17:19
Dec. 11	vs TB	1-0	3/0	20:50
Dec. 12	@ EDM	0-0	1/1	20:29
Dec. 15	vs CBJ	0-0	0/2	20:45
Dec. 18	vs TOR	0-0	0/0	16:08
Dec. 20	@ STL	0-0	1/0	14:47
Dec. 22	@ DET	0-0	1/0	14:31
Dec. 23	@ CBJ	0-0	0/0	18:58
Dec. 26	vs EDM	0-0	1/1	13:38
Dec. 28	vs PHI	0-0	1/-1	16:27
Dec. 31	@ DAL	0-0	1/0	16:29
Jan. 2	@ COL	0-0	2/-1	15:18
Jan. 3	@ SJ	0-1	0/1	13:01
Jan. 5	vs CGY	0-0	3/0	17:03
Jan. 7	vs EDM	0-0	0/2	18:45
Jan. 8	vs DET	0-0	0/0	17:11
Jan. 11	@ NYI	0-0	0/-1	14:55
Jan. 13	@ NYR	0-0	1/0	14:20
Jan. 14	@ WSH	0-0	1/-1	14:41
Jan. 16	@ MIN	0-0	2/0	17:11
Jan. 18	@ COL	0-0	1/-1	14:29
Jan. 20	vs SJ	0-0	1/0	14:06
Jan. 22	vs CGY	0-0	2/1	19:11
Jan. 24	vs DAL	0-1	0/1	17:40
Jan. 26	vs NSH	0-0	2/-1	23:53
Feb. 1	@ DAL	0-0	0/0	19:31
Feb. 2	@ PHX	0-0	1/1	17:48
Feb. 4	vs CHI	0-0	0/-1	14:28
Feb. 7	vs OTT	0-0	0/0	0:59
Feb. 9	vs ANA	INJ		
Feb. 12	vs CGY	INJ		
Feb. 14	@ STL	INJ		
Feb. 15	@ MIN	INJ		
Feb. 17	@ NSH	INJ		
Feb. 19	vs DAL	INJ		
Feb. 22	vs MTL	0-0	1/0	16:48
Feb. 24	vs STL	0-0	0/1	17:38
Feb. 26	vs BOS	0-0	1/-2	18:29
Mar. 1	vs CBJ	0-0	1/0	16:38
Mar. 3	vs NSH	0-0	0/0	16:21
Mar. 5	@ LA	0-0	1/0	12:10
Mar. 6	@ ANA	0-0	0/1	14:20
Mar. 8	@ PHX	0-0	1/0	14:05
Mar. 10	@ SJ	0-0	0/0	14:15
Mar. 12	@ CGY	0-0	0/0	16:51
Mar. 14	vs MIN	0-0	1/0	19:56
Mar. 16	vs COL	0-1	2/1	14:53
Mar. 18	vs PHX	0-0	0/0	12:07
Mar. 23	@ DET	0-0	2/0	15:29
Mar. 25	@ ATL	0-1	0/2	16:41
Mar. 27	@ CBJ	0-0	1/0	20:39
Mar. 29	@ NSH	0-0	0/0	13:40
Mar. 31	vs LA	0-0	2/0	16:30
Apr. 2	vs EDM	0-0	2/0	19:41
Apr. 5	@ EDM	0-0	0/0	20:06
Apr. 7	vs MIN	0-0	0/2	18:53
Apr. 9	@ CGY	0-0	3/0	15:30

#3

## KEVIN BIEKSA

(KEH-vihn BEE-ecks-ah)

## CAREER STATS

MOST GOALS IN A GAME 2

APR. 10/10 vs CGY

MOST ASSISTS IN A GAME 3

THREE TIMES – LATEST NOV. 2/10 at EDM

MOST POINTS IN A GAME 3

SIX TIMES – LATEST NOV. 2/10 at EDM 0-3-3

HAT TRICKS 0

GAME-WINNING GOALS 7

LATEST JAN. 5/11 vs CGY

POWER PLAY GOALS 14

LATEST DEC. 31/10 at DAL

SHORTHANDED GOALS 0

OVERTIME POINTS 0-3-3

SHOOTOUT RECORD 0/2

0 GDG

PENALTY SHOT RECORD 0/0



## REGULAR SEASON

## PLAYOFFS

## BIEKSA vs NHL

SEASON	CLUB	LEA	GP	G	A	PTS	PIM	GP	G	A	PTS	PIM
2000.01	Bowling Green	NCAA	35	4	9	13	90	–	–	–	–	–
2001.02	Bowling Green	NCAA	40	5	10	15	68	–	–	–	–	–
2002.03	Bowling Green	NCAA	34	8	17	25	92	–	–	–	–	–
2003.04	Bowling Green	NCAA	38	7	15	22	66	–	–	–	–	–
	Manitoba	AHL	4	0	2	2	2	–	–	–	–	–
2004.05	Manitoba	AHL	80	12	27	39	192	14	1	1	2	52
2005.06	Vancouver	NHL	39	0	6	6	77	–	–	–	–	–
	Manitoba	AHL	23	3	17	20	73	13	0	10	10	38
2006.07	Vancouver	NHL	81	12	30	42	134	9	0	0	0	20
2007.08	Vancouver	NHL	34	2	10	12	90	–	–	–	–	–
	Manitoba	AHL	1	0	1	1	2	–	–	–	–	–
2008.09	Vancouver	NHL	72	11	32	43	97	10	0	5	5	14
2009.10	Vancouver	NHL	55	3	19	22	85	12	3	5	8	14
2010.11	Vancouver	NHL	66	6	16	22	73	25	5	5	10	51
VANCOUVER/NHL TOTALS			347	34	113	147	556	56	8	15	23	99

TEAM	GP	G	A	PTS	PIM
Anaheim	17	2	5	7	54
Atlanta	4	0	2	2	0
Boston	2	0	0	0	2
Buffalo	3	0	1	1	6
Calgary	33	6	11	17	42
Carolina	5	1	0	1	7
Chicago	17	0	1	1	57
Colorado	28	2	6	8	32
Columbus	17	5	7	12	28
Dallas	17	2	5	7	28
Detroit	17	1	8	9	20
Edmonton	34	1	18	19	23
Florida	3	0	2	2	0
Los Angeles	19	1	5	6	16
Minnesota	26	2	11	13	26
Montreal	6	0	3	3	6
Nashville	16	1	5	6	58
New Jersey	4	0	1	1	2
NY Islanders	3	1	0	1	11
NY Rangers	2	0	0	0	12
Ottawa	6	1	0	1	7
Philadelphia	4	0	1	1	24
Phoenix	14	3	8	11	14
Pittsburgh	2	0	0	0	9
St. Louis	17	1	3	4	47
San Jose	16	3	6	9	10
Tampa Bay	3	1	1	2	0
Toronto	6	0	2	2	4
Washington	4	0	1	1	11

Totals 347 34 113 147 556



## NHL FIRSTS

**Game:** Oct. 19/05 vs LA  
**Goal:** Oct. 13/06 vs SJ  
**Assist:** Jan. 5/06 vs CHI

## STREAKS

**Assists:** 4 games Dec. 26/06 – Jan. 2/07: 5 assists  
**Points:** 5 games Twice (latest Dec. 1-9/08: 2-3-5)

## HONOURS

Babe Pratt Trophy: 2007  
 Fred J. Hume (Canucks Unsung Hero): 2007  
 AHL All-Rookie Team: 2005  
 AHL-CCCHA Honorable Mention: 2004

## ACQUIRED

Vancouver's fifth choice, 151st overall in the 2001 NHL Entry Draft.

## PERSONAL

Graduated from Bowling Green University with a bachelor's degree in finance...First donned skates at 18 months on a frozen area of Lake Ontario...Favourite Hockey Memory is his first NHL Game...Kevin grew up a fan of Steve Yzerman and Cam Neely...Hobbies include poker and golf.

## CAREER HIGHLIGHTS

**2010.11:** Registered 22 points (6-16-22) in 66 games played in 2010.11...Led the Canucks and ranked second in the League with a plus/minus rating of +32...Second among all Canucks defencemen in average ice time per game (22:28)...Tallied two game-winning goals this season (Dec.26 and Jan.5)...Missed 16 games due to a foot injury, Feb. 17 to Mar. 18...Blocked 93 shots, ranking third on the team...Ranked fourth among Canucks defencemen in points (22)...Collected five points (2-3-5) in four consecutive games, Dec. 26-Jan. 2...Recorded four multi-point games from Feb. 17-Mar. 18/11...Collected his 100th career assist and tied a career high for most assists in a game with 3, Nov. 2/10 at EDM...Named an Alternate Captain prior to the 2010.11 season...Led all NHL players this postseason with 88 hits...Recorded 10 points (5-5-10) in 25 playoff games...Led the team in ice time per game during the postseason (25:40)...**2009.10:** Finished first among all Canucks defencemen in playoff scoring...Registered eight points (3-5-8) in 12 postseason games...Averaged 21:49 ice time per game in the regular season...Recorded four multi-point games...Missed 27 games due to a leg injury, Dec. 31-Mar. 10...Registered three assists (0-3-3), tying a career high for most assists and points in a game, Oct. 27 vs DET...Tallied three points (0-3-3) in two consecutive games, Dec. 10-12...Recorded three assists in two games, Nov. 12-14...Registered assists (0-2-2) in two straight games, Oct. 5-7...Recorded his first point of the season with a goal, Oct. 1 at CGY...**2008.09:** Recorded five points (0-5-5) in 10 playoff games...Collected 43 points (11-32-43) in 72 games played, logging an average of 23:29 TOI/G...Set career highs for most assists (32) and points (43) in a single season...Led Canucks defencemen in goals (11), assists (32), points (43) and avg TOI (23:29)...Recorded two points in two games, Mar. 31-Apr. 2...Recorded three points (1-2-3) in three consecutive games, Jan. 28-Feb. 3/09...Tallied five points (2-3-5) in five consecutive games, Dec. 1-9/08...Went on a three-game point streak, registering four points (1-3-4) that included a game-winning goal, Nov. 4-8/08...**2007.08:** Scored his first goal since returning from injury, Mar. 6 vs NSH...Missed 47 games due to a leg injury...Scored the game-winner, Oct. 21 vs CBJ...**2006.07:** Made NHL playoff debut, appearing in nine postseason games...Logged 54:27 of ice time to lead all Canucks players and finished a +1, Apr. 11 vs Dallas...Set career highs in goals (12), assists (30), points (42), games played (81) and most points in a game (3 – Oct. 13 vs SJ)...Finished tied for 24th in scoring among NHL defencemen with 42 points...Led Canucks defencemen in points (42) and assists (30) and was second among Canucks skaters in average ice time per game (24:16)...Scored his second goal in as many games, had one assist and was named third star, Feb. 22 at LA...Recorded his first NHL goal, two assists and named second star, Oct. 13 vs SJ...**2005.06:** Tallied eight assists in the North Division Finals...Netted his first AHL goal of the season along with one assist, Apr. 9 at Hamilton...Earned his first multi-point NHL game with two assists, Feb. 6 vs CBJ...**2004.05:** Collected an assist Apr. 29 vs St. John's in series-clinching win...Scored a goal in first career pro playoff game, Apr. 20 at St. John's...Played in all 14 Moose playoff games...Registered the first two-goal game of his career, Jan. 1 vs Chicago...Scored first career professional goal and added an assist, Nov. 11 at Cleveland...**2003.04:** Played his first four games as a pro with Manitoba at the end of the season, registering two assists and two PIM.

## NHL MILESTONES

**100th NHL Game:** Feb. 22/07 at LA

**300th NHL Game:** Nov. 20/10 vs CHI

**100th NHL Point:** Mar. 24/09 at DAL

**100th NHL Assist:** Nov.2/10 at EDM

## 2010.11 GAME BY GAME

Oct. 9	vs LA	0-0	1/0	22:23
Oct. 11	vs FLA	0-0	3/1	20:29
Oct. 13	@ ANA	0-0	2/0	20:21
Oct. 15	@ LA	0-0	0/-2	24:31
Oct. 17	vs CAR	0-0	0/2	21:26
Oct. 19	@ MIN	0-0	1/-1	23:38
Oct. 20	@ CHI	0-0	3/0	27:50
Oct. 22	vs MIN	0-0	3/-1	21:52
Oct. 26	vs COL	0-0	1/1	19:42
Nov. 1	vs NJ	0-0	1/1	21:18
Nov. 2	@ EDM	0-3	2/1	22:30
Nov. 4	@ COL	0-0	2/0	18:50
Nov. 6	vs DET	0-0	0/2	21:53
Nov. 9	@ MTL	0-0	2/-1	19:28
Nov. 11	@ OTT	0-0	2/2	22:36
Nov. 13	@ TOR	0-0	1/0	21:02
Nov. 15	@ BUF	0-0	1/-1	20:56
Nov. 17	@ PIT	0-0	3/-1	21:09
Nov. 20	vs CHI	0-0	0/-3	23:25
Nov. 21	vs PHX	0-0	2/0	24:51
Nov. 24	vs COL	1-0	2/2	20:01
Nov. 26	vs SJ	INJ		
Dec. 1	@ CGY	0-0	0/0	18:51
Dec. 3	@ CHI	0-0	1/0	22:22
Dec. 5	vs STL	1-0	1/0	23:31
Dec. 8	vs ANA	0-0	3/0	22:21
Dec. 11	vs TB	0-0	2/-2	21:52
Dec. 12	@ EDM	0-0	2/0	22:21
Dec. 15	vs CBJ	0-0	3/0	23:14
Dec. 18	vs TOR	0-2	3/3	22:57
Dec. 20	@ STL	0-0	1/1	23:04
Dec. 22	@ DET	0-0	2/0	24:57
Dec. 23	@ CBJ	0-0	3/2	22:05
Dec. 26	vs EDM	1-0 (W)	2/2	23:51
Dec. 28	vs PHI	0-1	1/3	19:34
Dec. 31	@ DAL	1-1	1/1	24:22
Jan. 2	@ COL	0-1	3/1	20:55
Jan. 3	@ SJ	0-0	3/0	23:50
Jan. 5	vs CGY	1-1 (W)	1/1	21:55
Jan. 7	vs EDM	0-1	1/2	20:19
Jan. 8	vs DET	0-0	5/0	24:12
Jan. 11	@ NYI	1-0	5/2	24:12
Jan. 13	@ NYR	0-0	1/0	21:03
Jan. 14	@ WSH	0-1	2/1	28:35
Jan. 16	@ MIN	0-0	1/-1	28:04
Jan. 18	@ COL	0-1	1/1	23:46
Jan. 20	vs SJ	0-0	0/1	24:12
Jan. 22	vs CGY	0-0	1/0	5:06
Jan. 24	vs DAL	0-0	2/1	20:02
Jan. 26	vs NSH	0-0	3/0	23:17
Feb. 1	@ DAL	0-0	1/1	21:12
Feb. 2	@ PHX	0-0	0/2	20:09
Feb. 4	vs CHI	0-0	1/-2	21:02
Feb. 7	vs OTT	0-0	1/1	27:44
Feb. 9	vs ANA	0-1	3/1	24:37
Feb. 12	vs CGY	0-1	3/1	25:24
Feb. 14	@ STL	0-0	2/0	28:07
Feb. 15	@ MIN	0-0	0/1	22:59
Feb. 17	@ NSH	INJ		
Feb. 19	vs DAL	INJ		
Feb. 22	vs MTL	INJ		
Feb. 24	vs STL	INJ		
Feb. 26	vs BOS	INJ		
Mar. 1	vs CBJ	INJ		
Mar. 3	vs NSH	INJ		
Mar. 5	@ LA	INJ		
Mar. 6	@ ANA	INJ		
Mar. 8	@ PHX	INJ		
Mar. 10	@ SJ	INJ		
Mar. 12	@ CGY	INJ		
Mar. 14	vs MIN	INJ		
Mar. 16	vs COL	INJ		
Mar. 18	vs PHX	INJ		
Mar. 23	@ DET	0-0	1/1	23:19
Mar. 25	@ ATL	0-0	0/1	22:29
Mar. 27	@ CBJ	0-1	1/1	25:38
Mar. 29	@ NSH	0-0	0/1	24:52
Mar. 31	vs LA	0-0	1/0	22:56
Apr. 2	vs EDM	0-1	3/1	22:50
Apr. 5	@ EDM	0-0	1/0	23:39
Apr. 7	vs MIN	0-1	1/1	19:42
Apr. 9	@ CGY	0-0	0/0	21:36

#14

ALEX  
BURROWS

(al-ehx BUHR-ohz)

## CAREER STATS

**MOST GOALS IN A GAME** 3

THREE TIMES – LATEST JAN. 7/10 vs PHX

**MOST ASSISTS IN A GAME** 3

JAN. 23/10 vs CHI

**MOST POINTS IN A GAME** 4

JAN. 30/10 at TOR: 2-2-4

**HAT TRICKS** 3

LATEST JAN. 7/10 vs PHX

**GAME-WINNING GOALS** 15

LATEST MAR. 29/11 at NSH

**POWER PLAY GOALS** 6

LATEST FEB. 12/11 vs CGY

**SHORTHANDED GOALS** 14

LATEST MAR. 25/11 at ATL

**OVERTIME POINTS** 1-3-4**SHOOTOUT RECORD** 4/10

1 GDG

**PENALTY SHOT RECORD** 0/3

LATEST MAR. 8/11 at PHX, no goal (Bryzgalov)



## REGULAR SEASON

## PLAYOFFS

## BURROWS vs NHL

SEASON	CLUB	LEA	GP	G	A	PTS	PIM	GP	G	A	PTS	PIM
2000.01	Shawinigan	QMJHL	63	16	14	30	105	10	2	1	3	8
2001.02	Shawinigan	QMJHL	64	35	35	70	184	10	9	10	19	20
2002.03	Greenville	ECHL	53	9	17	26	201	–	–	–	–	–
	Baton Rouge	ECHL	13	4	2	6	64	–	–	–	–	–
2003.04	Columbia	ECHL	64	29	44	73	194	4	2	0	2	28
	Manitoba	AHL	2	0	0	0	0	–	–	–	–	–
2004.05	Columbia	ECHL	4	5	1	6	4	–	–	–	–	–
	Manitoba	AHL	72	9	17	26	107	14	0	3	3	37
2005.06	Vancouver	NHL	43	7	5	12	61	–	–	–	–	–
	Manitoba	AHL	33	12	18	30	57	13	6	7	13	27
2006.07	Vancouver	NHL	81	3	6	9	93	11	1	0	1	14
2007.08	Vancouver	NHL	82	12	19	31	179	–	–	–	–	–
2008.09	Vancouver	NHL	82	28	23	51	150	10	3	1	4	20
2009.10	Vancouver	NHL	82	35	32	67	121	12	3	3	6	22
2010.11	Vancouver	NHL	72	26	22	48	77	25	9	8	17	34
VANCOUVER/NHL TOTALS			442	111	107	218	681	58	16	12	28	90

TEAM	GP	G	A	PTS	PIM
Anaheim	22	6	2	8	57
Atlanta	5	2	2	4	0
Boston	4	0	0	0	0
Buffalo	5	1	2	3	14
Calgary	37	10	11	21	70
Carolina	4	2	0	2	0
Chicago	21	3	9	12	24
Colorado	35	5	11	16	31
Columbus	23	7	8	15	12
Dallas	23	5	3	8	60
Detroit	22	3	3	6	24
Edmonton	38	10	9	19	69
Florida	4	1	0	1	2
Los Angeles	20	7	5	12	26
Minnesota	35	6	6	12	80
Montreal	8	2	2	4	25
Nashville	23	9	2	11	47
New Jersey	4	2	1	3	4
NY Islanders	5	2	1	3	2
N.Y. Rangers	4	2	2	4	10
Ottawa	7	4	3	7	6
Philadelphia	4	1	2	3	4
Phoenix	21	7	4	11	36
Pittsburgh	5	1	1	2	16
St. Louis	23	4	4	8	23
San Jose	22	4	4	8	26
Tampa Bay	5	0	3	3	9
Toronto	8	5	6	11	2
Washington	5	0	1	1	2

Totals 442 111 107 218 681

## NHL FIRSTS

**First Game:** Jan. 2/06 at STL  
**First Goal:** Jan. 10/06 vs TOR  
**First Assist:** Jan. 10/06 vs TOR

## STREAKS

**Goals:** 5 games Jan. 11-21/10: 6 goals  
**Assists:** 3 games Five times (latest Jan. 3-7/11: 4 assists)  
**Points:** 12 games Dec. 31/09 – Jan. 25/10: 13-6-19

## HONOURS

Vancouver Canucks Most Exciting Player: 2010, 2009, 2008  
 Fred J. Hume Award (Canucks Unsung Hero): 2008  
 Manitoba Moose's Hardest Working Player: 2005  
 Selected to the ECHL All-Star Game: 2004

## ACQUIRED

Signed as a free agent by Vancouver on November 8, 2005.

## PERSONAL

Prior to playing in the NHL, Alex Burrows spent his summers competing in national and international ball hockey tournaments; he was named as the International Ball Hockey Player of the Year in 2005 and was inducted into the Canadian Ball Hockey Hall of Fame in 2010...While growing up, Burrows attended a hockey camp that included the Montreal Canadiens head coach Pat Burns as one of the instructors...Alex and wife, Nancy, had their first child, Victoria, during the 2011 Playoffs.

## CAREER HIGHLIGHTS

**2010.11:** Collected 48 points (26-22-48) and 77 penalty minutes in 72 games in his sixth NHL season...Missed the first 10 games of the regular season due to injury...Recorded a 10-game scoring streak from Jan. 22-Feb. 14, tied for the eighth longest in the League this season, collecting 12 points (8-4-12)...Among Canucks to register at least 50 shots, led in shooting percentage during the regular season (17.1%) and playoffs (14.5%)...Notched the first goal of a game on nine occasions, ranking tied for third in the League...Ranked 14th in the League and tied for fourth on the team for best plus/minus (+26)...Notched his 100th career goal, Feb. 9 vs ANA...Set the Canucks longest goal-scoring streak of the season at four games, Jan. 24-Feb. 2...Ranked second among all Canucks in playoff goals (9)...Notched two overtime game-winning goals this postseason (Apr. 26 and June 4)...Became the second player in club history and 14th in NHL history to net two or more series-winning overtime goals, Apr. 26 vs CHI and Apr. 21/09 at STL...Recorded a career high 17 playoff points (9-8-17) in 25 postseason games. **2009.10:** Registered a career high six points (3-3-12) in 12 playoff games...Played in his third consecutive 82-game season, recording 67 points (35-32-67) and 121 penalty minutes...Led the League in shorthanded points (5-2-7)...Set career highs in goals (35), assists (32) and points (67)...Ranked T-10th in NHL goals (35) and ninth in plus/minus (+34)...Set a career high in goals with his 29th of the season, Mar. 5 at CHI...Set a career high in goals with his 52nd and 53rd points of the season (1-1-2), Mar. 2 at CBJ...Recorded 19 points (13-6-19) in 12 consecutive games; the sixth longest scoring streak of the NHL season, Dec. 31-Jan. 25...Set a club record for most goals in January (15)...Named NHL First Star of the Week (Jan. 4-10), recording six goals, one assist (6-1-7) and two consecutive hat tricks in a three-game span...Recorded back-to-back hat tricks becoming the third player to do so in franchise history, Jan. 5 & 7...Had a three-game assist streak (0-3-3), Dec. 22-27. **2008.09:** Recorded the game-winning goal in Game 4 versus St. Louis advancing the team into the second round of the playoffs, Apr. 21 at STL...Played in all 82 games, recording 51 points (28-23-51) and 150 penalty minutes...Set career highs in goals (28), assists (23) and points (51) in a season...Led the Canucks and ranked tied for fourth in the League for most shorthanded goals (4)...Notched five points (3-2-5) in three straight games, Mar. 31-Apr. 4...Scored one goal/game in four consecutive games, Mar. 9-15...Tallied five points (4-1-5) in four consecutive games, Mar. 9-15...Went on a four-game scoring streak (2-5-7), Feb. 15-21...Recorded five assists in three consecutive games, Feb. 15-19. **2007.08:** Set career highs in games played (82), goals (12), assists (19), points (31) and penalty minutes (179) in one season...Named first star after scoring a shorthanded goal and an assist, finishing plus-two, Mar. 8 vs STL...Scored the game-winning goal, Feb. 7 at ATL...Named the game's second star after notching his fifth goal of the season, Jan. 21 vs MIN...Matched a career high with his sixth assist, Dec. 8 vs PIT...Scored his second goal of the season, the game-winner, Nov. 8...Named third star after registering his first goal, the game-winner and his first assist of the season, Oct. 12 at EDM. **2006.07:** Scored his first career playoff goal and point, May 3 at ANA...Set a career high for games played (80)...Scored his first goal of the season, the game-winning goal, Jan. 2 at CGY...Recorded his first point of the season, an assist, Oct. 6 at CBJ. **2005.06:** Scored three goals and six assists in the North Division finals vs Grand Rapids...Scored three goals and one assist in the North Division Semi-Finals against Syracuse...Recorded his first career hat trick (including the GWG) and was named first star, becoming the fifth Canucks player in club history to score a hat trick as a rookie, Mar. 27 vs LA...Netted one goal shorthanded and was named third star, Jan. 19 at BUF...Notched his first NHL career goal and assist and was named second star, Jan. 10 vs TOR. **2004.05:** Played in all 14 playoff games with Moose...Scored his first AHL goal, Nov. 4 vs Utah...Registered his first career AHL point (an assist), Oct. 29 at Rochester...Had five goals and one assist in three games with Columbia (ECHL) before being recalled to Manitoba Oct. 29.

## NHL MILESTONES

**100th NHL Game:** Feb. 16/07 at CHI  
**400th NHL Game:** Jan. 7/11 vs EDM

**100th NHL Goal:** Feb. 9/11 vs ANA

**100th NHL Assist:** Jan. 14/11 at WSH

**200th NHL Point:** Apr. 02/09 vs ANA

## 2010.11 GAME BY GAME

Oct. 9	vs LA	INJ		
Oct. 11	vs FLA	INJ		
Oct. 13	@ ANA	INJ		
Oct. 15	@ LA	INJ		
Oct. 17	vs CAR	INJ		
Oct. 19	@ MIN	INJ		
Oct. 20	@ CHI	INJ		
Oct. 22	vs MIN	INJ		
Oct. 26	vs COL	INJ		
Nov. 1	vs NJ	INJ		
Nov. 2	@ EDM	0-0	3/0	15:29
Nov. 4	@ COL	0-0	2/0	15:22
Nov. 6	vs DET	0-0	1/1	16:36
Nov. 9	@ MTL	0-0	0/0	15:22
Nov. 11	@ OTT	1-1 (W)	2/2	13:33
Nov. 13	@ TOR	0-0	4/0	17:10
Nov. 15	@ BUF	0-0	4/-2	15:32
Nov. 17	@ PIT	0-0	2/1	16:19
Nov. 20	vs CHI	0-0	4/0	14:33
Nov. 21	vs PHX	0-1	2/0	20:43
Nov. 24	vs COL	1-1	2/2	15:20
Nov. 26	vs SJ	1-0	4/0	16:08
Dec. 1	@ CGY	1-0	2/1	14:31
Dec. 3	@ CHI	0-1	1/1	14:58
Dec. 5	vs STL	0-0	1/-2	16:49
Dec. 8	vs ANA	0-0	1/0	19:36
Dec. 11	vs TB	0-1	0/-1	18:09
Dec. 12	@ EDM	1-0	5/1	16:13
Dec. 15	vs CBJ	0-0	1/-1	19:40
Dec. 18	vs TOR	1-1	2/1	19:28
Dec. 20	@ STL	0-0	1/0	14:07
Dec. 22	@ DET	0-0	4/0	17:46
Dec. 23	@ CBJ	1-2	3/3	14:51
Dec. 26	vs EDM	0-1	2/1	18:17
Dec. 28	vs PHI	0-1	1/1	15:08
Dec. 31	@ DAL	0-0	0/0	13:19
Jan. 2	@ COL	0-0	2/0	16:36
Jan. 3	@ SJ	1-1 (W)	5/1	14:26
Jan. 5	vs CGY	0-2	0/1	16:00
Jan. 7	vs EDM	0-1	2/2	17:44
Jan. 8	vs DET	0-0	2/0	16:44
Jan. 11	@ NYI	1-0	6/1	17:53
Jan. 13	@ NYR	0-0	2/0	17:30
Jan. 14	@ WSH	0-1	4/0	15:29
Jan. 16	@ MIN	0-0	1/-1	15:35
Jan. 18	@ COL	0-0	1/-1	16:06
Jan. 20	vs SJ	0-1	2/1	20:20
Jan. 22	vs CGY	0-2	2/2	18:42
Jan. 24	vs DAL	1-0	3/0	12:16
Jan. 26	vs NSH	1-0	3/2	19:41
Feb. 1	@ DAL	1-0	3/0	17:41
Feb. 2	@ PHX	1-0 (W)	2/1	14:34
Feb. 4	vs CHI	0-1	4/1	18:21
Feb. 7	vs OTT	1-0	3/1	17:04
Feb. 9	vs ANA	1-0	2/0	20:02
Feb. 12	vs CGY	2-0	2/0	18:44
Feb. 14	@ STL	0-1	1/1	19:37
Feb. 15	@ MIN	0-0	0/1	19:42
Feb. 17	@ NSH	0-0	2/-1	18:02
Feb. 19	vs DAL	0-2	3/1	17:32
Feb. 22	vs MTL	0-0	2/0	17:47
Feb. 24	vs STL	0-0	1/0	22:29
Feb. 26	vs BOS	0-0	2/-2	19:44
Mar. 1	vs CBJ	0-0	2/0	17:55
Mar. 3	vs NSH	0-0	2/-1	17:11
Mar. 5	@ LA	1-0	2/2	17:16
Mar. 6	@ ANA	0-0	0/0	16:20
Mar. 8	@ PHX	0-0	2/-1	18:31
Mar. 10	@ SJ	1-0	2/-1	20:43
Mar. 12	@ CGY	1-0	6/2	16:18
Mar. 14	vs MIN	0-0	0/-1	15:43
Mar. 16	vs COL	1-1	4/3	19:22
Mar. 18	vs PHX	0-0	2/0	13:45
Mar. 23	@ DET	0-0	0/1	08:00
Mar. 25	@ ATL	1-0	1/1	18:08
Mar. 27	@ CBJ	0-0	1/0	18:03
Mar. 29	@ NSH	2-0 (W)	3/2	16:40
Mar. 31	vs LA	0-0	1/-1	17:31
Apr. 2	vs EDM	1-0	3/-1	18:48
Apr. 5	@ EDM	0-0	2/0	14:48
Apr. 7	vs MIN	0-0	1/0	16:51
Apr. 9	@ CGY	1-0	2/1	13:41

#23

ALEX  
EDLER

(al-ehh EHD-luhr)

## CAREER STATS

MOST GOALS IN A GAME 2

TWICE – LATEST JAN. 22/11 vs CGY

MOST ASSISTS IN A GAME 3

FEB. 7/09 vs CHI

MOST POINTS IN A GAME 4

FEB. 7/09 vs CHI: 1-3-4

HAT TRICKS 0

GAME-WINNING GOALS 2

LATEST NOV. 6/10 vs DET

POWER PLAY GOALS 16

LATEST JAN. 18/11 at COL

SHORTHANDED GOALS 0

OVERTIME POINTS 0-3-3

SHOOTOUT RECORD 2/9

2 GDG

PENALTY SHOT RECORD 0/0



## REGULAR SEASON

## PLAYOFFS

## EDLER vs NHL

SEASON	CLUB	LEA	GP	G	A	PTS	PIM	GP	G	A	PTS	PIM
2003.04	Jamtland	SWE	24	3	6	9	20	–	–	–	–	–
2004.05	MoDo Jr.	SWE	33	8	15	23	40	5	1	0	1	6
2005.06	Kelowna	WHL	62	13	40	53	44	12	3	5	8	12
2006.07	Vancouver	NHL	22	1	2	3	6	3	0	0	0	2
	Manitoba	AHL	49	5	21	26	28	8	0	0	0	2
2007.08	Vancouver	NHL	75	8	12	20	42	–	–	–	–	–
	Manitoba	AHL	2	0	1	1	0	–	–	–	–	–
2008.09	Vancouver	NHL	80	10	27	37	54	10	1	7	8	6
2009.10	Vancouver	NHL	76	5	37	42	40	12	2	4	6	10
2010.11	Vancouver	NHL	51	8	25	33	24	25	2	9	11	8
VANCOUVER/NHL TOTALS			304	32	103	135	166	50	5	20	25	26

TEAM	GP	G	A	PTS	PIM
Anaheim	15	1	5	6	4
Atlanta	3	0	0	0	0
Boston	2	0	0	0	2
Buffalo	4	1	0	1	2
Calgary	25	2	14	16	12
Carolina	4	0	0	0	2
Chicago	16	1	7	8	6
Colorado	29	3	10	13	20
Columbus	15	0	7	7	10
Dallas	15	0	6	6	6
Detroit	15	2	5	7	8
Edmonton	24	3	12	15	16
Florida	4	0	3	3	2
Los Angeles	12	1	6	7	10
Minnesota	24	4	10	14	14
Montreal	6	1	1	2	2
Nashville	13	4	3	7	4
New Jersey	4	1	2	3	2
NY Islanders	3	0	0	0	2
NY Rangers	4	0	0	0	0
Ottawa	5	1	1	2	8
Philadelphia	3	0	0	0	0
Phoenix	15	0	4	4	4
Pittsburgh	4	0	0	0	4
St. Louis	13	0	1	1	6
San Jose	14	3	3	6	8
Tampa Bay	4	2	0	2	2
Toronto	6	0	3	3	6
Washington	3	2	0	2	4

Totals 304 32 103 135 166



## NHL FIRSTS

**First Game:** Nov. 4/06 at COL  
**First Goal:** Nov. 30/06 vs ANA  
**First Assist:** Nov. 6/06 vs DAL

## STREAKS

**Assists:** 4 games Nov. 26 – Dec. 2/09: 6 assists  
**Points:** 4 games Nov. 26 – Dec. 2/09: 2-6-8

## HONOURS

NHL Young Stars Game: 2008

## ACQUIRED

Vancouver's second choice, 91st overall in 2004 NHL Entry Draft.

## PERSONAL

Alex was a fan of Peter Forsberg and Nicklas Lidstrom growing up...His fondest hockey memories are his first NHL game and the 2005 World Juniors...Hobbies outside of hockey include playing soccer, tennis and fishing.

## CAREER HIGHLIGHTS

**2010.11:** Appeared in his fifth season with the Canucks, recording 33 points (8-25-33) and 24 penalty minutes in 51 games...Ranked second among Canucks defencemen in scoring (8-25-33), goals (8) and shots (121)...Led the team in time on ice per game (24:17)...Set a personal season high for plus/minus (+13)...Missed 31 games due to injury...Tied a career high for most goals in a game (2), Jan. 22/11 vs CGY...Appeared in his 300th career game, Jan. 20/11 vs SJ...Registered his 100th career assist, Jan. 18/11 at COL...Ranked third in the League this postseason with 78 hits and was second among League defencemen in blocked shots (60)...Collected a career high 11 points (2-9-11) in 25 games during his fourth postseason run. **2009.10:** Recorded six points (2-4-6) in 12 playoff games that included a three-game scoring streak (1-2-3), Apr. 21-25...Set career highs in assists (37) and points (42)...Ranked second in team scoring among defencemen and T-20th among NHL defencemen for most points...Averaged 22:38 ice time per game...Recorded seven multi-point games...Set new career highs for assists with his 28th of the year, Mar. 13 at OTT...Recorded three assists in three consecutive games, Dec. 26-29...Recorded his first point of the season (0-1-1), Oct. 1 at CGY. **2008.09:** Recorded eight points (1-7-8) in 10 playoff games, leading Canucks defencemen in postseason scoring and finishing tied for 13th among NHL defencemen for most points in the 2009 playoffs...Played in 80 games, recording 37 points (10-27-37) and 54 penalty minutes...Set new career highs for most goals (10), assists (27) and points (37) in a season...Averaged 21:07 time on ice per game, ranking fourth on the team...Recorded five multi-point games...Notched three points (0-3-3) in two straight games, Apr. 7-9...Scored six points (1-5-6) in three consecutive games, Feb. 7-12...Established a single game career high with four points (1-3-4), Feb. 7 vs CHI...Notched first career game-winning goal, Dec. 9 at NSH. **2007.08:** Recorded 20 points (8-12-20)...Led all Vancouver defencemen with 75 games played...Finished the season tied for 24th in the League in scoring among rookies, tied for fourth in rookie power play goals (4), tied for fifth in rookie shootout deciding goals (2), eighth in rookie shots (75) and 21st in rookie shooting percentage (6.5%)...Had a career-high, three-point game (2-1-3), Feb. 14 vs MIN...Logged a season-high 28:53 minutes of time on ice, Feb. 5 at DAL...Scored his second game-winning shootout goal in four games, Jan. 13 at STL...Scored the game-winning shootout goal, named third star, Jan. 8 vs NYL...Scored first goal of the season and added an assist, Nov. 20 at EDM...Collected first assist of the season, Oct. 24 at DET...Recalled by Vancouver, Oct. 15. **2006.07:** Made three postseason starts in the 2007 playoffs.

## INTERNATIONAL

World Championships: 2008  
 World Junior Championships: 2006

## NHL MILESTONES

**100th NHL Game:** Oct. 13/08 at WSH

**300th NHL Game:** Jan. 20/11 vs SJ

**100th NHL Point:** Apr. 1/10 at LA

**100th NHL Assist:** Jan. 18/11 at COL

## 2010.11 GAME BY GAME

Oct. 9	vs LA	0-0	0/0	24:55
Oct. 11	vs FLA	0-0	4/0	26:32
Oct. 13	@ ANA	0-2	6/-1	24:34
Oct. 15	@ LA	0-1	2/0	24:11
Oct. 17	vs CAR	0-0	2/-1	24:38
Oct. 19	@ MIN	0-1	2/0	25:36
Oct. 20	@ CHI	0-0	3/-1	26:14
Oct. 22	vs MIN	0-1	1/3	25:27
Oct. 26	vs COL	0-1	4/-1	23:46
Nov. 1	vs NJ	0-0	3/0	25:53
Nov. 2	@ EDM	0-1	1/0	23:26
Nov. 4	@ COL	0-1	1/0	26:04
Nov. 6	vs DET	1-1(W)	3/0	25:26
Nov. 9	@ MTL	0-0	4/0	26:57
Nov. 11	@ OTT	0-0	3/2	23:37
Nov. 13	@ TOR	0-2	3/0	22:37
Nov. 15	@ BUF	1-0	3/1	27:14
Nov. 17	@ PIT	0-0	2/-1	22:41
Nov. 20	vs CHI	0-1	0/-2	24:02
Nov. 21	vs PHX	0-0	2/1	23:28
Nov. 24	vs COL	0-0	3/1	27:49
Nov. 26	vs SJ	0-1	1/3	22:15
Dec. 1	@ CGY	0-1	2/2	22:59
Dec. 3	@ CHI	0-1	1/1	23:46
Dec. 5	vs STL	0-0	1/-2	23:11
Dec. 8	vs ANA	0-1	3/0	25:22
Dec. 11	vs TB	0-0	2/0	23:40
Dec. 12	@ EDM	0-0	2/2	23:52
Dec. 15	vs CBJ	0-1	5/2	27:25
Dec. 18	vs TOR	0-1	3/0	23:19
Dec. 20	@ STL	0-0	3/1	23:31
Dec. 22	@ DET	0-0	2/-1	22:12
Dec. 23	@ CBJ	0-1	0/0	17:50
Dec. 26	vs EDM	0-1	2/-2	23:16
Dec. 28	vs PHI	0-0	3/2	25:33
Dec. 31	@ DAL	0-1	1/0	20:11
Jan. 2	@ COL	0-0	1/0	24:02
Jan. 3	@ SJ	1-0	3/0	23:02
Jan. 5	vs CGY	0-0	2/1	22:42
Jan. 7	vs EDM	1-0	3/0	22:07
Jan. 8	vs DET	0-0	0/0	26:33
Jan. 11	@ NYI	0-0	2/0	25:32
Jan. 13	@ NYR	0-0	1/0	24:49
Jan. 14	@ WSH	1-0	2/0	25:05
Jan. 16	@ MIN	0-0	3/-3	23:36
Jan. 18	@ COL	1-1	6/0	26:23
Jan. 20	vs SJ	0-0	3/-1	29:44
Jan. 22	vs CGY	2-0	7/2	28:55
Jan. 24	@ DAL	0-2	3/2	21:36
Jan. 26	vs NSH	INJ		
Feb. 1	@ DAL	INJ		
Feb. 2	@ PHX	INJ		
Feb. 4	vs CHI	INJ		
Feb. 7	vs OTT	INJ		
Feb. 9	vs ANA	INJ		
Feb. 12	vs CGY	INJ		
Feb. 14	@ STL	INJ		
Feb. 15	@ MIN	INJ		
Feb. 17	@ NSH	INJ		
Feb. 19	vs DAL	INJ		
Feb. 22	vs MTL	INJ		
Feb. 24	vs STL	INJ		
Feb. 26	vs BOS	INJ		
Mar. 1	vs CBJ	INJ		
Mar. 3	vs NSH	INJ		
Mar. 5	@ LA	INJ		
Mar. 6	@ ANA	INJ		
Mar. 8	@ PHX	INJ		
Mar. 10	@ SJ	INJ		
Mar. 12	@ CGY	INJ		
Mar. 14	vs MIN	INJ		
Mar. 16	vs COL	INJ		
Mar. 18	vs PHX	INJ		
Mar. 23	@ DET	INJ		
Mar. 25	@ ATL	INJ		
Mar. 27	@ CBJ	INJ		
Mar. 29	@ NSH	INJ		
Apr. 2	vs EDM	INJ		
Apr. 5	@ EDM	INJ		
Apr. 7	vs MIN	0-0	1/1	18:59
Apr. 9	@ CGY	0-1	1/2	24:17

#2

# DAN HAMHUIS

(DAN HAM-HOOS)

## CAREER STATS

**MOST GOALS IN A GAME** 2

MAR. 8/11 at PHX

**MOST ASSISTS IN A GAME** 4

MAR. 4/04 at PIT

**MOST POINTS IN A GAME** 5

MAR. 4/04 at PIT: 1-4-5

**HAT TRICKS** 0

**GAME-WINNING GOALS** 9

LATEST MAR. 8/11 at PHX

**POWER PLAY GOALS** 10

LATEST JAN. 24/11 vs DAL

**SHORTHANDED GOALS** 2

LATEST NOV. 28/08 at ATL

**OVERTIME POINTS** 2-2-4

**SHOOTOUT RECORD** 0/0

0 GDG

**PENALTY SHOT RECORD** 0/0


## REGULAR SEASON

## PLAYOFFS

## HAMHUIS vs NHL

SEASON	CLUB	LEA	GP	G	A	PTS	PIM	GP	G	A	PTS	PIM
1998.99	Prince George	WHL	56	1	3	4	45	7	1	2	3	8
1999.00	Prince George	WHL	70	10	23	33	140	13	2	3	5	35
2000.01	Prince George	WHL	62	13	46	59	125	6	2	3	5	15
2001.02	Prince George	WHL	59	10	50	60	135	7	0	5	5	16
2002.03	Milwaukee	AHL	68	6	21	27	81	6	0	3	3	2
2003.04	Nashville	NHL	80	7	19	26	57	6	0	2	2	6
2004.05	Milwaukee	AHL	76	13	38	51	85	7	0	2	2	10
2005.06	Nashville	NHL	82	7	31	38	70	5	0	2	2	2
2006.07	Nashville	NHL	81	6	14	20	66	5	0	1	1	2
2007.08	Nashville	NHL	80	4	23	27	66	6	1	1	2	6
2008.09	Nashville	NHL	82	3	23	26	67	—	—	—	—	—
2009.10	Nashville	NHL	78	5	19	24	49	6	0	2	2	2
2010.11	Vancouver	NHL	64	6	17	23	34	19	1	5	6	6
VANCOUVER TOTALS			64	6	17	23	34	19	1	5	6	6
NHL TOTALS			547	38	146	184	409	47	2	13	15	24

TEAM	GP	G	A	PTS	PIM
Anaheim	28	2	9	11	14
Atlanta	8	2	2	4	8
Boston	6	0	1	1	2
Buffalo	6	0	2	2	8
Calgary	29	1	8	9	16
Carolina	6	0	0	0	2
Chicago	44	4	17	21	72
Colorado	28	1	7	8	16
Columbus	45	3	13	16	32
Dallas	27	2	8	10	36
Detroit	45	3	11	14	28
Edmonton	27	0	6	6	18
Florida	8	1	3	4	2
Los Angeles	26	1	4	5	20
Minnesota	26	4	7	11	18
Montreal	7	0	3	3	4
Nashville	2	0	1	1	0
New Jersey	6	0	1	1	8
NY Islanders	6	0	1	1	4
NY Rangers	6	0	0	0	4
Ottawa	6	1	0	1	0
Philadelphia	6	0	2	2	6
Phoenix	27	4	7	11	12
Pittsburgh	7	2	5	7	4
St. Louis	45	4	9	13	18
San Jose	28	0	9	9	14
Tampa Bay	6	1	0	1	2
Toronto	6	1	0	1	6
Vancouver	24	1	9	10	31
Washington	6	0	1	1	4

**Totals** 547 38 146 184 409

## NHL FIRSTS

**First Game:** Oct. 9/03 vs ANA  
**First Goal:** Oct. 16/03 vs STL  
**First Assist:** Oct. 16/03 vs STL

## STREAKS

**Assists:** 4 games   Twice (latest Mar. 2-7/10: 4 assists)  
**Points:** 5 games   Oct. 4-13/07: 1-5-6

## HONOURS

NHL YoungStars Game: 2004  
 Four Broncos Memorial Trophy: 2002  
 Bill Hunter Memorial Trophy: 2002  
 CHL Defenceman of the Year: 2002  
 WHL Player of the Year: 2002

## ACQUIRED

Signed as a free agent by Vancouver on July 1, 2010.

## PERSONAL

Along with Georges Laraque and officials from the NHLPA and World Vision Canada, Hamhuis visited the Grace Children's Hospital in Port-au-Prince in 2010 to announce over \$1 million had been raised to help rebuild the hospital destroyed in Haiti by a natural disaster...Spends his summers in Smithers, BC, partaking in a number of outdoor activities and sports...Names his father as his idol.

## CAREER HIGHLIGHTS

**2010.11:** Appeared in his first season with the Canucks, recording 23 points (6-17-23) and 34 penalty minutes in 64 games played...Set a personal best plus/minus (+29), ranking tied for ninth in the League and third on the team...Ranked fourth on the team in blocked shots (89)...Ranked third among Canucks defencemen in scoring (6-17-23)...Missed 18 games due to injury...Established a career high for most goals in a game (2), Mar. 8 at PHX...Established a three game scoring streak (1-2-3), Nov.26-Dec.3...Collected his first point as a Vancouver Canuck (0-1-1), Oct. 13 at ANA...Made his debut in a Canucks uniform, Oct. 9 vs LA...In the postseason, ranked second among Canucks defencemen in average ice time per game (24:50), plus/minus (+5) and blocked shots (38)...Collected six points (1-5-6) in 19 playoff games. **2009.10:** Finished third on Nashville in time on ice per game (21:15)...Registered an assist for the second consecutive game and finished +2, Mar. 16 vs PHI...Collected an assist for the fourth consecutive game and added four shots, Mar. 7 vs VAN...Finished +2, collecting an assist and four shots, Feb. 9 at NYL...Collected his third multi-point game of the season with two points (1-1-2), Dec. 4 at CHI...Registered two points (1-1-2) and finished +3, Nov. 28 vs FLA...Tallied his first multi-point game of the season, registering two points (0-2-2), Oct. 31 vs DAL...Skated for a season high 27:30 TOI, Oct. 3 at DAL. **2008.09:** Ranked third on the Predators in average ice time with a career high (22:50)...Ranked third among club blueliners in points (3-23-26)...Tied a career high for shots on goal (135)...First on the team and second among NHL defencemen in takeaways (63)...One of just five NHL defencemen to score a power play goal, a shorthanded goal and a game-winning goal...Played in his 400th career NHL game, becoming the fourth Nashville draft pick to reach the mark in a Predators uniform, Mar. 31 at CBJ...Scored his first career OT goal, Nov. 14 at ANA. **2007.08:** Led the Predators in average time on ice (22:43), and hits with a personal-best (162)...Finished third in points among Nashville defencemen (4-23-27)...Notched a point in each of the first five games of the season, a career-high point streak (1-5-6)...Notched his 100th career point (goal), Jan. 5 vs MIN. **2006.07:** Ranked second on the club in hits (121) and third in blocked shots (85)...Scored the game-winner, Feb. 3 vs ANA. **2005.06:** Posted career-highs in assists (31), points (7-31-38) and penalty minutes (70) and matched his career-high in goals...Ranked second on Nashville in hits (114) and blocked shots (100)...Scored his first career shorthanded goal, Mar. 14 vs VAN...Played for Canada at the 2006 World Championships and led team blueliners in scoring (1-4-5). **2004.05:** Named a Second Team AHL All-Star...Ranked second among AHL defencemen in scoring with 51 points (13-38-51) and tied for third among AHL blueliners in power play goals (8)...Led Milwaukee defencemen and ranked second overall on the Admirals in points and assists. **2003.04:** Tied a franchise rookie record by appearing in 80 regular season games...Finished second on the Predators and second among NHL rookies in average ice time (22:08)...Tied for second on Nashville and tied for second among League rookies in game-winning goals (4)...Tied for second among NHL rookie defencemen in assists (19) and tied for third in points (7-19-26)...Became one of two Predators to ever record a five-point game and set a franchise single-game record for points by a rookie recording five points (1-4-5), Mar. 4 at PIT.

## INTERNATIONAL

World Championships: 2009 (silver), 2008 (silver), 2007 (gold), 2006  
 World Junior Championships: 2002 (silver), 2001 (bronze)  
 NHL YoungStars Game: 2004

## NHL MILESTONES

**100th NHL Game:** Nov. 24/05 vs LA  
**500th NHL Game:** Dec. 5/10 vs STL  
**100th NHL Point:** Jan. 5/08 vs MIN  
**100th NHL Assist:** Feb. 3/09 vs PHX

## 2010.11 GAME BY GAME

Oct. 9	vs LA	0-0	1/0	25:41
Oct. 11	vs FLA	0-0	1/1	18:56
Oct. 13	@ ANA	0-1	0/-1	20:57
Oct. 15	@ LA	0-0	0/-2	25:43
Oct. 17	vs CAR	0-0	3/2	19:08
Oct. 19	@ MIN	INJ		
Oct. 20	@ CHI	INJ		
Oct. 22	vs MIN	INJ		
Oct. 26	vs COL	INJ		
Nov. 1	vs NJ	INJ		
Nov. 2	@ EDM	INJ		
Nov. 4	@ COL	INJ		
Nov. 6	vs DET	INJ		
Nov. 9	@ MTL	0-0	2/0	19:50
Nov. 11	@ OTT	0-0	0/0	23:17
Nov. 13	@ TOR	1-0	3/2	21:34
Nov. 15	@ BUF	0-0	3/-1	24:10
Nov. 17	@ PIT	1-0	2/-1	25:13
Nov. 20	vs CHI	0-0	2/-2	20:20
Nov. 21	vs PHX	0-0	0/0	24:38
Nov. 24	vs COL	0-0	0/2	20:33
Nov. 26	vs SJ	1-1	0/2	21:09
Dec. 1	@ CGY	1-0	3/0	20:35
Dec. 3	@ CHI	0-1	1/1	23:51
Dec. 5	vs STL	0-0	1/-1	23:37
Dec. 8	vs ANA	0-1	2/0	27:35
Dec. 11	vs TB	0-0	1/-2	23:07
Dec. 12	@ EDM	0-0	1/0	22:16
Dec. 15	vs CBJ	0-0	2/0	22:01
Dec. 18	vs TOR	0-0	2/2	20:41
Dec. 20	@ STL	0-1	0/0	21:49
Dec. 22	@ DET	0-0	0/-1	25:23
Dec. 23	@ CBJ	0-1	4/2	21:54
Dec. 26	vs EDM	0-0	2/1	24:48
Dec. 28	vs PHI	0-0	1/3	18:56
Dec. 31	@ DAL	1-1	3/1	23:19
Jan. 2	@ COL	0-0	1/1	21:35
Jan. 3	@ SJ	0-0	3/0	24:01
Jan. 5	vs CGY	0-1	0/1	21:02
Jan. 7	vs EDM	0-1	0/2	20:02
Jan. 8	vs DET	0-0	3/0	22:44
Jan. 11	@ NYI	0-0	2/1	24:54
Jan. 13	@ NYR	0-0	0/0	20:04
Jan. 14	@ WSH	0-0	2/1	25:54
Jan. 16	@ MIN	0-0	1/0	25:05
Jan. 18	@ COL	0-1	1/1	22:22
Jan. 20	vs SJ	0-1	3/1	23:26
Jan. 22	vs CGY	0-0	4/-1	26:03
Jan. 24	vs DAL	1-0	3/1	19:30
Jan. 26	vs NSH	0-1	5/1	23:25
Feb. 1	@ DAL	0-0	1/1	24:38
Feb. 2	@ PHX	0-1	2/4	24:34
Feb. 4	vs CHI	0-1	0/-1	25:07
Feb. 7	vs OTT	0-0	1/0	30:32
Feb. 9	vs ANA	0-0	3/0	18:15
Feb. 12	vs CGY	INJ		
Feb. 14	@ STL	INJ		
Feb. 15	@ MIN	INJ		
Feb. 17	@ NSH	INJ		
Feb. 19	vs DAL	INJ		
Feb. 22	vs MTL	0-0	0/-1	19:12
Feb. 22	vs STL	0-0	4/0	23:53
Feb. 26	vs BOS	0-0	0/1	23:29
Mar. 1	vs CBJ	0-0	5/0	25:24
Mar. 3	vs NSH	0-0	1/-1	23:24
Mar. 5	@ LA	0-0	2/3	24:24
Mar. 6	@ ANA	0-0	2/1	23:55
Mar. 8	@ PHX	2-0 (W)	5/2	24:55
Mar. 10	@ SJ	0-1	3/-2	26:41
Mar. 12	@ CGY	0-0	2/0	21:04
Mar. 14	vs MIN	0-0	1/0	26:31
Mar. 16	vs COL	0-1	4/3	23:55
Mar. 18	vs PHX	0-0	4/0	23:25
Mar. 23	@ DET	0-1	1/1	22:24
Mar. 25	@ ATL	0-0	0/1	22:09
Mar. 27	@ CBJ	0-0	0/0	15:6
Mar. 29	@ NSH	INJ		
Mar. 31	vs LA	INJ		
Apr. 2	vs EDM	INJ		
Apr. 5	@ EDM	INJ		
Apr. 7	vs MIN	INJ		
Apr. 9	@ CGY	0-0	0/0	20:34

#36

JANNIK  
HANSEN

(YAH-nihk HAHN-suhn)

## CAREER STATS

MOST GOALS IN A GAME **2**

OCT. 25/08 vs EDM

MOST ASSISTS IN A GAME **2**

FIVE TIMES – LATEST MAR. 6/11 at ANA

MOST POINTS IN A GAME **2**

10 TIMES – LATEST MAR. 6/11 at ANA: (0-2-2)

HAT TRICKS **0**GAME-WINNING GOALS **6**

LATEST FEB. 15/11 at MIN

POWER PLAY GOALS **0**SHORTHANDED GOALS **1**

FEB. 11/10 at FLA

OVERTIME POINTS **0-1-1**SHOOTOUT RECORD **0/0**

0 GDG

PENALTY SHOT RECORD **0/0**

## REGULAR SEASON

## PLAYOFFS

## HANSEN vs NHL

SEASON	CLUB	LEA	GP	G	A	PTS	PIM	GP	G	A	PTS	PIM	TEAM	GP	G	A	PTS	PIM
2003.04	Rodovre	DEN	35	12	7	19	48	–	–	–	–	–	Anaheim	9	1	5	6	8
2004.05	Rodovre	DEN	32	17	17	34	40	5	3	1	4	24	Atlanta	3	0	0	0	2
2005.06	Portland	WHL	64	24	40	64	67	12	7	6	13	16	Boston	2	0	0	0	2
2006.07	Vancouver	NHL	–	–	–	–	–	10	0	1	1	4	Buffalo	2	0	0	0	0
	Manitoba	AHL	72	12	22	34	38	6	0	0	0	2	Calgary	15	0	5	5	10
2007.08	Vancouver	NHL	5	0	0	0	2	–	–	–	–	–	Carolina	3	1	0	1	4
	Manitoba	AHL	50	21	22	43	22	6	2	2	4	0	Chicago	9	0	2	2	2
2008.09	Vancouver	NHL	55	6	15	21	37	2	0	0	0	0	Colorado	16	2	3	5	4
	Manitoba	AHL	2	1	0	1	2	–	–	–	–	–	Columbus	8	0	2	2	4
2009.10	Vancouver	NHL	47	9	6	15	18	12	1	2	3	4	Dallas	6	0	3	3	0
2010.11	Vancouver	NHL	82	9	20	29	32	25	3	6	9	18	Detroit	10	3	1	4	4
													Edmonton	15	3	1	4	4
													Florida	3	1	0	1	0
													Los Angeles	8	1	2	3	4
													Minnesota	12	1	5	6	6
													Montreal	3	0	1	1	0
													Nashville	12	1	1	2	8
													New Jersey	2	1	0	1	0
													NY Islanders	3	0	0	0	0
													NY Rangers	2	0	2	2	0
													Ottawa	5	0	1	1	0
													Philadelphia	3	1	0	1	2
													Phoenix	8	1	0	1	6
													Pittsburgh	3	1	1	2	15
													St. Louis	8	4	1	5	4
													San Jose	11	2	1	3	0
													Tampa Bay	2	0	0	0	0
													Toronto	3	1	2	3	4
													Washington	3	0	3	3	0
VANCOUVER/NHL TOTALS			189	24	41	65	89	49	4	9	13	26	Totals	189	24	41	65	89



## NHL FIRSTS

**First Game:** Apr. 13/07 vs DAL

**First Goal:** Oct. 16/08 at DET

**First Assist:** Apr. 15/07 at DAL

## HONOURS

Fred J. Hume Award (Canucks Unsung Hero): 2011

## ACQUIRED

Vancouver's seventh choice, 287th overall in the 2004 NHL Entry Draft.

## PERSONAL

Hansen is the first Danish citizen to play and register a point in an NHL playoff game...His father, Bent, is a former member of the Danish national hockey team...Jannik is a soccer fan and roots for the Danish national team.

## CAREER HIGHLIGHTS

**2010.11:** Led all Canucks with 149 hits during his fourth NHL season...Recorded 29 points (19-20-29) and 32 penalty minutes in 82 games played...Set a career high in games played (82) assists (20), points (29) and plus/minus (+13)...Registered four multi-point games and tied a career high for most assists in a game (2) three times...Notched two game-winning goals (Dec. 18 and Feb. 15)...Collected two assists, tying a career high for most assists in a game, Jan. 14 at WSH...Collected nine points (3-6-9) and registered 39 hits in 25 playoff games. **2009.10:** Recorded 15 points (9-6-15) in 47 games played...Played his 100th career NHL game, Mar. 27 at SJ...Logged a season-high 18:29 of ice time, Mar. 16 vs NYL...Scored game-winning goals in consecutive games, Mar. 7 at NSH and Mar. 9 at COL...Scored first career shorthanded goal, Feb. 11 at FLA...Tied a career high for most points in a game (1-1-2), Nov. 14 at COL...Missed 19 games due to a hand injury, Oct. 1-Nov. 10. **2008.09:** Finished the season with 21 points (6-15-21) and 37 penalty minutes in 55 games with the Canucks...Tied for 25th in points (21) among all rookies in the NHL...Recorded four multi-point games...Registered his first career game-winning goal, Feb. 10/09 at STL...Recorded his first two-goal game Oct. 25/08 vs EDM...Scored his first career goal, Oct. 16/08 at DET...Recorded his first career point (an assist), Oct. 11/08 at CGY. **2007.08:** Appeared in six playoff games for the Manitoba Moose recording four points (2-2-4). **2006.07:** Made his NHL debut during playoffs against Dallas appearing in 10 games recording one point (0-1-1) and four penalty minutes. **2005.06:** Recorded 13 points (7-6-13) in 12 playoff games for Portland of the WHL...Represented Denmark in the 2004, 2006 and 2008 World Championships appearing in a total of 16 games recording six points (4-2-6) and eight penalty minutes.

## INTERNATIONAL

World Championships: 2008, 2006, 2005

World Junior Championships: 2006 (Div I), 2005 (Div I), 2004 (Div I)

## NHL MILESTONES

**100th NHL Game:** Mar. 27/10 at SJ

## 2010.11 GAME BY GAME

Oct. 9	vs LA	0-0	2/0	13:59
Oct. 11	vs FLA	0-0	1-0	18:03
Oct. 13	@ ANA	0-0	0/0	15:39
Oct. 15	@ LA	0-0	2/0	13:35
Oct. 17	vs CAR	0-0	1/0	14:49
Oct. 19	@ MIN	0-0	1/0	13:36
Oct. 20	@ CHI	0-0	1/0	14:24
Oct. 22	vs MIN	0-2	0/3	14:01
Oct. 26	vs COL	0-0	1/1	15:45
Nov. 1	vs NJ	0-0	2/1	13:00
Nov. 2	@ EDM	0-0	1/1	16:57
Nov. 4	@ COL	0-0	3/-1	18:07
Nov. 6	vs DET	1-0	2/0	16:49
Nov. 9	@ MTL	0-0	1/0	15:52
Nov. 11	@ OTT	0-1	2/1	15:43
Nov. 13	@ TOR	0-0	1/-1	15:59
Nov. 15	@ BUF	0-0	1/-1	14:42
Nov. 17	@ PIT	0-0	3/0	14:32
Nov. 20	vs CHI	0-0	2/-2	15:59
Nov. 21	vs PHX	0-0	1/-1	13:42
Nov. 24	vs COL	0-0	0/0	11:41
Nov. 26	vs SJ	0-1	3/1	11:44
Dec. 1	@ CGY	0-0	1/1	13:03
Dec. 3	@ CHI	0-1	1/1	12:53
Dec. 5	vs STL	1-0	3/0	15:53
Dec. 8	vs ANA	0-0	0/-1	17:06
Dec. 11	vs TB	0-0	2/0	16:17
Dec. 12	@ EDM	0-0	0/0	15:13
Dec. 15	vs CBJ	0-0	2/0	16:11
Dec. 18	vs TOR	1-1 (W)	3/2	16:58
Dec. 20	@ STL	0-0	1/0	16:53
Dec. 22	@ DET	0-0	1/-1	17:56
Dec. 23	@ CBJ	0-1	0/1	14:00
Dec. 26	vs EDM	0-0	4/0	14:35
Dec. 28	vs PHI	1-0	1/3	15:16
Dec. 31	@ DAL	0-1	1/1	15:29
Jan. 2	@ COL	0-0	2/0	15:35
Jan. 3	@ SJ	1-0	2/1	11:44
Jan. 5	vs CGY	0-0	0/-1	11:45
Jan. 7	vs EDM	0-0	2/0	12:56
Jan. 8	vs DET	0-0	2/0	14:47
Jan. 11	@ NYI	0-0	3/-1	11:54
Jan. 13	@ NVR	0-0	1/0	14:09
Jan. 14	@ WSH	0-2	2/2	13:01
Jan. 16	@ MIN	0-0	1/-1	15:42
Jan. 18	@ COL	0-0	1/0	15:49
Jan. 20	vs SJ	0-0	1/-1	14:33
Jan. 22	vs CGY	0-0	3/0	14:57
Jan. 24	vs DAL	0-0	1/0	14:47
Jan. 26	vs NSH	0-0	1/0	12:03
Feb. 1	@ DAL	0-1	2/1	15:17
Feb. 2	@ PHX	1-0	2/1	14:43
Feb. 4	vs CHI	0-0	2/-3	14:58
Feb. 7	vs OTT	0-0	1/0	16:08
Feb. 9	vs ANA	0-0	2/0	16:37
Feb. 12	vs CGY	0-0	2/-1	15:19
Feb. 14	@ STL	1-0	3/1	16:37
Feb. 15	@ MIN	1-0 (W)	1/1	15:06
Feb. 17	@ NSH	0-0	2/-2	13:07
Feb. 19	vs DAL	0-1	0/2	14:37
Feb. 22	vs MTL	0-0	1/0	13:52
Feb. 24	vs STL	0-1	1/1	14:05
Feb. 26	vs BOS	0-0	2/1	12:46
Mar. 1	vs CBJ	0-0	0/0	13:15
Mar. 3	vs NSH	0-0	1/0	14:51
Mar. 5	@ LA	1-0	2/0	15:17
Mar. 6	@ ANA	0-2	0/2	13:32
Mar. 8	@ PHX	0-0	0/0	14:36
Mar. 10	@ SJ	0-0	2/0	14:53
Mar. 12	@ CGY	0-0	3/-1	16:27
Mar. 14	vs MIN	0-1	1/2	16:13
Mar. 16	vs COL	0-0	1/-1	12:32
Mar. 18	vs PHX	0-0	1/-1	11:26
Mar. 23	@ DET	0-0	0/0	17:33
Mar. 25	@ ATL	0-0	1/0	16:28
Mar. 27	@ CBJ	0-0	1/0	14:30
Mar. 29	@ NSH	0-1	0/1	14:30
Mar. 31	vs LA	0-1	2/1	13:20
Apr. 2	vs EDM	0-0	1/0	11:56
Apr. 5	@ EDM	0-0	1/0	13:44
Apr. 7	vs MIN	0-1	1/1	15:38
Apr. 9	@ CGY	0-1	1/1	12:46

#20

## CHRIS HIGGINS

(KRIHS HIH-gihns)

## CAREER STATS

MOST GOALS IN A GAME 3

NOV. 11/08 vs OTT

MOST ASSISTS IN A GAME 3

MAR. 22/07 at BOS

MOST POINTS IN A GAME 4

MAR. 22/07 at BOS: 1-3-4

HAT TRICKS 1

Nov. 11/08 vs OTT

GAME-WINNING GOALS 13

LATEST JAN. 4/10 vs BOS

POWER PLAY GOALS 30

LATEST MAR. 27/11 at CBJ

SHORTHANDED GOALS 8

LATEST FEB. 3/09 vs PIT

OVERTIME POINTS 1-1-2

SHOOTOUT RECORD 1/10

0 GDG

PENALTY SHOT RECORD 0/2



## REGULAR SEASON

## PLAYOFFS

## HIGGINS vs NHL

SEASON	CLUB	LEA	GP	G	A	PTS	PIM	GP	G	A	PTS	PIM	TEAM	GP	G	A	PTS	PIM
2001.02	Yale University	NCAA	27	14	17	31	32	-	-	-	-	-	Anaheim	6	0	1	1	0
2002.03	Yale University	NCAA	28	20	21	41	41	-	-	-	-	-	Atlanta	22	4	7	11	10
2003.04	Montreal	NHL	2	0	0	0	0	-	-	-	-	-	Boston	33	6	9	15	12
	Hamilton	AHL	67	21	27	48	18	10	3	2	5	0	Buffalo	30	12	6	18	10
2004.05	Hamilton	AHL	76	28	23	51	33	4	3	3	6	4	Calgary	8	0	2	2	4
2005.06	Montreal	NHL	80	23	15	38	26	6	1	3	4	0	Carolina	22	3	2	5	14
2006.07	Montreal	NHL	61	22	16	38	26	-	-	-	-	-	Chicago	4	3	0	3	4
2007.08	Montreal	NHL	82	27	25	52	22	12	3	2	5	2	Colorado	5	1	1	2	0
2008.09	Montreal	NHL	57	12	11	23	22	4	2	0	2	2	Columbus	5	2	5	7	2
2009.10	NY Rangers	NHL	55	6	8	14	32	-	-	-	-	-	Dallas	6	1	1	2	2
	Calgary	NHL	12	2	1	3	0	-	-	-	-	-	Detroit	7	3	1	4	0
2010.11	Vancouver	NHL	14	2	3	5	6	25	4	4	8	2	Edmonton	7	2	1	3	2
	Florida	NHL	48	11	12	23	10	-	-	-	-	-	Florida	15	2	4	6	2
VANCOUVER TOTALS			14	2	3	5	6	25	4	4	8	2	Los Angeles	5	1	0	1	2
NHL TOTALS			411	105	91	196	144	47	10	9	19	6	Minnesota	7	1	1	2	4

Totals 411 105 91 196 144

## NHL FIRSTS

**First Game:** Oct. 11/03 at TOR  
**First Goal:** Oct. 6/05 at NYR  
**First Assist:** Oct. 8/05 at TOR

## STREAKS

**Goals:** 4 games Apr. 4-10/06: 4-2-6 (with MTL)  
**Points:** 5 games Three times (latest Oct. 11-21/06: 4-1-5)

## HONOURS

Hamilton Bulldogs Player of the Year: 2005  
 Eastern Collegiate Athletic Conference (ECAC) Co-Player of the Year: 2003  
 NCAA First Team All-American: 2003  
 Hobey Baker Award Finalist: 2003  
 ECAC Rookie of the Year: 2002

## ACQUIRED

Acquired by Vancouver from Florida in exchange for Evan Oberg and a 2013 third round draft selection February 28, 2011.

## PERSONAL

Attended Yale University with an academic focus in Political Science...In addition to hockey, played soccer growing up...Names Patrick Roy as his favourite player...Enjoys watching movies...Is one of five siblings...His father, Robert, is a New York City firefighter and his younger brother is a New York City Police Officer.

## CAREER HIGHLIGHTS

**2010.11:** Split the season between the Vancouver Canucks and Florida Panthers, collecting a total of 28 points (13-15-28) in 62 games...Recorded five points (2-3-5) and six penalty minutes in 14 games played with the Canucks and collected 23 points (11-12-23) and 10 penalty minutes with the Panthers...Set a personal season high for best plus/minus (+5)...Recorded five multi-point games...Set a season high for most points in a game (2-1-3), Mar. 27/11 at CBJ...Appeared in 400th career game, Mar. 14/11 vs MIN...Debuted with the Canucks, Mar. 10/11 at SJ...Acquired by Vancouver from Florida in exchange for Evan Oberg and a 2013 third round pick, Feb. 28/11...Recorded his 100th career goal, Jan. 5/11 vs ATL...Established a four-game scoring streak (3-2-5), Dec. 31-Jan. 5/11...Played in 25 playoff games and collected a career high eight points (4-4-8)...Notched two series-opening goals which were also game-winners during the playoffs...Ranked third among Canucks forwards in hits with 70 during the postseason. **2009.10:** Completed his sixth NHL season, playing in 55 games for the New York Rangers before being traded to Calgary...Totalled 17 points (8-9-17) in 67 games...Was traded to Calgary on Feb. 2, 2010...Had season high three-game point streak from Dec. 5-9 (1-2-3)...Scored game-winning goal for Rangers Jan. 4 vs BOS. **2008.09:** Tied for second on the team with two shorthanded goals and sixth with 151 shots...Led the Canadiens in goals (five) and shots (40) during the month of November...Tallied his first career hat trick on Nov. 11 vs OTT...Recorded a season-high four-game scoring streak from Nov. 1-11, registering six points (4-2-6) over the span...Tied for the team lead in playoff goals (two) and tied for third in playoff points (two) in four postseason contests. **2007.08:** Established career highs in games played (82), goals (27), assists (25), points (52), power play goals (12), game-winning goals (five) and shots (241)...Led Montreal in shots, tied for second in power play goals and game-winning goals and ranked third in goals...Led Montreal with 241 shots...Was one of three Montreal players to skate in all 82 regular season games...Surpassed the 20 goal mark for the third consecutive season. **2006.07:** Led Montreal in shorthanded goals (three) and goals scored on the road (13)...Ranked third on Montreal in goals (22)...Recorded three multi-goal games...Registered four points (1-3-4) on Mar. 22 at Boston. **2005.06:** Led Montreal in shorthanded goals (three) and shooting percentage (15.5%). **2004.05:** Led Hamilton (AHL) in shorthanded goals (four) and goals scored on the road (13)...Was named the Hamilton Bulldogs Player of the Year...Also led the Bulldogs with three playoff goals. **2003.04:** Made NHL debut Oct. 11 at Toronto...Tied for Hamilton team lead in playoff goals (three)...Scored 21 goals and 48 points in 67 games in first pro season with Hamilton. **2002.03:** Named Eastern Collegiate Athletic Conference (ECAC) Co-Player of the Year...Earned NCAA First Team All-American honors...Was a finalist for the Hobey Baker Award, given to the top player in college hockey...Led Yale in goals (20) and points (41) and finished second on the team in assists (21). **2001.02:** Selected as ECAC Rookie of the Year.

## INTERNATIONAL

World Championships: 2009  
 World Juniors Championships: 2003, 2002

## NHL MILESTONES

**100th NHL Game:** Dec. 27/06 at WSH  
**400th NHL Game:** Mar. 14/11 vs MIN  
**100th NHL Goal:** Jan. 5/11 vs ATL  
**100th NHL Point:** Dec. 20/07 vs WSH

## 2010.11 GAME BY GAME

Oct. 10	@ EDM	0-0	3/0	17:59
Oct. 11	@ VAN	0-0	3/0	18:04
Oct. 14	@ CGY	0-0	1/0	16:52
Oct. 16	vs TB	0-0	4/0	17:25
Oct. 21	vs DAL	0-0	0/0	14:58
Oct. 23	vs NYI	0-0	3/0	12:20
Oct. 26	@ TOR	0-0	2/0	13:34
Oct. 28	@ OTT	1-0	4/0	15:54
Oct. 30	@ MTL	0-1	0/1	14:45
Nov. 3	vs ATL	0-0	2/1	11:19
Nov. 5	vs CAR	1-0	8/0	18:04
Nov. 6	@ CAR	0-0	1/0	16:06
Nov. 10	vs TOR	0-0	2/0	14:34
Nov. 12	vs MIN	1-0	4/1	14:50
Nov. 13	@ PHI	0-0	1/1	11:50
Nov. 17	@ ATL	0-1	3/1	15:09
Nov. 18	@ BOS	0-0	3/0	15:27
Nov. 20	@ NYI	0-1	2/0	15:40
Nov. 22	vs PIT	0-0	2/0	18:24
Nov. 24	vs BOS	0-0	2/-2	15:57
Nov. 26	vs NYR	0-0	4/0	20:36
Nov. 27	@ TB	0-0	1/0	16:13
Dec. 1	@ ANA	0-0	4/-1	15:14
Dec. 2	@ LA	INJ		
Dec. 4	@ PHX	INJ		
Dec. 7	vs COL	INJ		
Dec. 9	@ WSH	INJ		
Dec. 11	@ NSH	INJ		
Dec. 15	vs CAR	0-1	3/1	20:27
Dec. 17	vs BUF	0-2	3/2	15:32
Dec. 20	@ PHI	0-0	2/1	17:14
Dec. 22	@ PIT	0-0	5/-1	17:20
Dec. 23	@ BUF	2-0	3/2	17:59
Dec. 27	vs BOS	0-0	3/-1	20:01
Dec. 31	vs MTL	0-1	2/1	13:58
Jan. 2	vs NYR	1-0	2/2	18:15
Jan. 3	@ CAR	1-0	2/1	13:42
Jan. 5	vs ATL	1-1	3/2	19:52
Jan. 7	vs CAR	0-0	2/-1	20:11
Jan. 8	@ WSH	DND		
Jan. 11	vs WSH	DND		
Jan. 13	vs NSH	DND		
Jan. 15	vs NJ	DND		
Jan. 17	vs ATL	DND		
Jan. 19	vs CBJ	DND		
Jan. 21	vs TB	INJ		
Jan. 23	@ NJ	INJ		
Jan. 25	vs NYR	0-1	2/-1	18:12
Jan. 26	@ BOS	0-0	4/-1	18:09
Feb. 1	@ TOR	0-1	4/1	17:58
Feb. 2	@ MTL	0-0	2/0	17:21
Feb. 4	@ NJ	1-0	2/-1	15:40
Feb. 8	vs STL	0-0	5/0	18:47
Feb. 10	vs BUF	0-0	4/-2	20:28
Feb. 13	vs SJ	1-1	5/1	20:24
Feb. 16	vs PHI	0-0	2/0	23:34
Feb. 18	vs DET	0-0	1/1	16:13
Feb. 19	@ TB	0-0	1/-1	16:31
Feb. 21	@ NYI	0-0	0/-2	18:45
Feb. 23	@ OTT	1-0	4/1	16:15
Feb. 25	@ ATL	0-1	1/0	5:12
Feb. 27	vs NJ	INJ		
ACQUIRED FROM FLORIDA				
Mar. 1	vs CBJ	INJ		
Mar. 3	vs NSH	INJ		
Mar. 5	@ LA	INJ		
Mar. 6	@ ANA	INJ		
Mar. 8	@ PHX	INJ		
Mar. 10	@ SJ	0-0	0/0	12:49
Mar. 12	@ CGY	0-0	3/-1	13:10
Mar. 14	vs MIN	0-0	3/0	11:28
Mar. 16	vs COL	0-1	2/0	17:18
Mar. 18	vs PHX	0-0	2/-1	17:51
Mar. 23	@ DET	0-0	2/0	16:09
Mar. 25	@ ATL	0-0	2/-1	15:51
Mar. 27	@ CBJ	2-1	4/1	14:00
Mar. 29	@ NSH	0-0	5/0	16:33
Mar. 31	vs LA	0-0	3/0	16:59
Apr. 2	vs EDM	0-0	4/0	15:15
Apr. 5	@ EDM	0-0	1/0	14:40
Apr. 7	vs MIN	0-1	1/2	14:06
Apr. 9	@ CGY	0-0	2/0	15:29

#39

# CODY HODGSON

(KOH-dee HOD-sun)

## CAREER STATS

**MOST GOALS IN A GAME** 1

FEB. 2/11 at PHX

**MOST ASSISTS IN A GAME** 1

FEB. 4/11 VS CHI

**MOST POINTS IN A GAME** 1

TWICE -- LATEST FEB. 4/11 VS CHI: 0-1-1

**HAT TRICKS** 0

**GAME-WINNING GOALS** 0

**POWER PLAY GOALS** 0

**SHORTHANDED GOALS** 0

**OVERTIME POINTS** 0-0-0

**SHOOTOUT RECORD** 0/0

0 GDG

**PENALTY SHOT RECORD** 0/0


## REGULAR SEASON

## PLAYOFFS

## HODGSON vs NHL

SEASON	CLUB	LEA	GP	G	A	PTS	PIM	GP	G	A	PTS	PIM	TEAM	GP	G	A	PTS	PIM
2004.05	Markham	OPJHL	2	0	1	1	0	—	—	—	—	—	Anaheim	1	0	0	0	0
2006.07	Brampton	OHL	63	23	23	46	24	4	1	3	4	0	Boston	1	0	0	0	0
2007.08	Brampton	OHL	68	40	45	85	36	5	5	0	5	2	Chicago	1	0	1	1	0
2008.09	Manitoba	AHL	—	—	—	—	—	11	2	4	6	4	Dallas	1	0	0	0	0
	Brampton	OHL	53	43	49	92	33	21	11	20	31	18	Montreal	1	0	0	0	0
2009.10	Brampton	OHL	13	8	12	20	9	11	3	7	10	4	Ottawa	1	0	0	0	0
2010.11	Vancouver	NHL	8	1	1	2	0	12	0	1	1	2	Phoenix	1	1	0	1	0
	Manitoba	AHL	52	17	13	30	14	—	—	—	—	—	St. Louis	1	0	0	0	0
VANCOUVER/NHL TOTALS			8	1	1	2	0	12	0	1	1	2	Totals	8	1	1	2	0



## NHL FIRSTS

**First Game:** Feb. 1/11 at DAL

**First Goal:** Feb. 2/11 at PHX

**First Assist:** Feb. 4/11 vs CHI

## ACQUIRED

Vancouver's first choice, 10th overall, in the 2008 NHL Entry Draft.

## PERSONAL

Winning gold at the World Junior Championships stands out as one of his favourite hockey moments...Enjoys country music...Lists favourite NHL city as Nashville...Enjoys spending summers at his cottage in Ontario...Enjoys reading, watching television and is an avid fan of chess.

## CAREER HIGHLIGHTS

**2010.11:** Collected two points (1-1-2) in eight games during his first NHL regular season action...Skated in 12 playoff games, recording an assist, with Vancouver...Registered his second point in as many games, collecting an assist Feb. 4/11 vs CHI...Recorded his first NHL point, a goal, Feb. 2/11 at PHX...Made his NHL debut Feb. 1/11 at DAL...Finished fifth in scoring and third in goals scored on the AHL Manitoba Moose despite playing only 52 games. **2009.10:** Returned from a back injury to skate in 13 games with the Brampton Battalion (OHL)...Led the Battalion in points per game (1.54)...Finished second on the Battalion in playoff scoring. **2008.09:** Made his professional hockey debut with the AHL Manitoba Moose in the 2009 Calder Cup Playoffs...Recorded six points (2-4-6) in 11 Calder Cup games...Led the Brampton Battalion in scoring during the regular season and playoffs...Set an OHL All-Star Classic record for most goals (3) and points (5) in a single game...Set a Brampton franchise record for point-scoring streak (40 points in 23 games), most game-winning goals (23), most playoff goals (20), assists (30) and points (50)...Was named the OHL Player of the Year and was selected to the OHL First All-Star Team...Awarded the William Hanley Trophy as the OHL's Most Sportsmanlike player as well as the Red Tilson Trophy as the OHL's most outstanding player...Selected as the OHL All-Star Classic Player of the Game...Named to the 2009 World Junior Championships All-Star Team following the IIHF World U20 Championship...Inducted into the Brampton Sports Hall of Fame, May 27, 2009...Represented Canada at the 2009 World Junior Championships where he was alternate captain of the gold medal winning Team Canada as well as the tournament's leading scorer (5-11-16 in six games). **2007.08:** Finished second on the Battalion in scoring in the regular season and led the team in playoff scoring...Was selected to the OHL All-Star Classic...Captained Team Canada to gold at the World U18 Championships, leading the tournament in scoring with 12 points (2-10-12) in seven games. **2006.07:** Made his debut with the OHL Brampton Battalion...Led all Brampton rookies in scoring and finished third overall in the regular season...Finished second overall on Brampton in playoff scoring...Represented Canada at the Ivan Hlinka Memorial Tournament...Shared team lead in scoring with Steven Stamkos, registering five points (3-2-5) in four games played.

## INTERNATIONAL

World Junior Championships: 2009 (gold)

World U18 Championships: 2008 (gold)

Ivan Hlinka Memorial Tournament: 2007

## 2010.11 GAME BY GAME

Oct. 9	vs LA	MIN		
Oct. 11	vs FLA	MIN		
Oct. 13	@ ANA	MIN		
Oct. 15	@ LA	MIN		
Oct. 17	vs CAR	MIN		
Oct. 19	@ MIN	MIN		
Oct. 20	@ CHI	MIN		
Oct. 22	vs MIN	MIN		
Oct. 26	vs COL	MIN		
Nov. 1	vs NJ	MIN		
Nov. 2	@ EDM	MIN		
Nov. 4	@ COL	MIN		
Nov. 6	vs DET	MIN		
Nov. 9	@ MTL	MIN		
Nov. 11	@ OTT	MIN		
Nov. 13	@ TOR	MIN		
Nov. 15	@ BUF	MIN		
Nov. 17	@ PIT	MIN		
Nov. 20	vs CHI	MIN		
Nov. 21	vs PHX	MIN		
Nov. 24	vs COL	MIN		
Nov. 26	vs SJ	MIN		
Dec. 1	@ CGY	MIN		
Dec. 3	@ CHI	MIN		
Dec. 5	vs STL	MIN		
Dec. 8	vs ANA	MIN		
Dec. 11	vs TB	MIN		
Dec. 12	@ EDM	MIN		
Dec. 15	vs CBJ	MIN		
Dec. 18	vs TOR	MIN		
Dec. 20	@ STL	MIN		
Dec. 22	@ DET	MIN		
Dec. 23	@ CBJ	MIN		
Dec. 26	vs EDM	MIN		
Dec. 28	vs PHI	MIN		
Dec. 31	@ DAL	MIN		
Jan. 2	@ COL	MIN		
Jan. 3	@ SJ	MIN		
Jan. 5	vs CGY	MIN		
Jan. 7	vs EDM	MIN		
Jan. 8	vs DET	MIN		
Jan. 11	@ NYI	MIN		
Jan. 13	@ NYR	MIN		
Jan. 14	@ WSH	MIN		
Jan. 16	@ MIN	MIN		
Jan. 18	@ COL	MIN		
Jan. 20	@ SJ	MIN		
Jan. 22	vs CGY	MIN		
Jan. 24	vs DAL	MIN		
Jan. 26	vs NSH	MIN		
Feb. 1	@ DAL	0-0	2/0	9:52
Feb. 2	@ PHX	1-0	1/1	11:27
Feb. 4	vs CHI	0-1	3/0	7:11
Feb. 7	vs OTT	0-0	0/0	7:31
Feb. 9	vs ANA	0-0	2/0	9:09
Feb. 12	vs CGY	MIN		
Feb. 14	@ STL	MIN		
Feb. 15	@ MIN	MIN		
Feb. 17	@ NSH	MIN		
Feb. 19	vs DAL	MIN		
Feb. 22	vs MTL	0-0	0/0	4:39
Feb. 24	vs STL	0-0	0/0	5:03
Feb. 26	vs BOS	0-0	1/0	7:04
Mar. 1	vs CBJ	MIN		
Mar. 3	vs NSH	MIN		
Mar. 5	@ LA	MIN		
Mar. 6	@ ANA	MIN		
Mar. 8	@ PHX	MIN		
Mar. 10	@ SJ	MIN		
Mar. 12	@ CGY	MIN		
Mar. 14	vs MIN	MIN		
Mar. 16	vs COL	MIN		
Mar. 18	vs PHX	MIN		
Mar. 23	@ DET	MIN		
Mar. 25	@ ATL	MIN		
Mar. 27	@ CBJ	MIN		
Mar. 29	@ NSH	MIN		
Mar. 31	vs LA	MIN		
Apr. 2	vs EDM	MIN		
Apr. 7	@ EDM	MIN		
Apr. 9	@ CGY	MIN		

#17

# RYAN KESLER

(RIGH-uhn KEHZ-luhr)

## CAREER STATS

**MOST GOALS IN A GAME** 3

THREE TIMES – LATEST APR. 7/11 vs MIN

**MOST ASSISTS IN A GAME** 3

SIX TIMES – LATEST DEC. 22/10 at DET

**MOST POINTS IN A GAME** 3

SEVERAL TIMES – LATEST APR. 7/11 vs MIN: 3-0-3

**HAT TRICKS** 3

LATEST APR. 7/11 vs MIN

**GAME-WINNING GOALS** 18

LATEST MAR. 14/11 vs MIN

**POWER PLAY GOALS** 42

LATEST APR. 9/11 at CGY

**SHORTHANDED GOALS** 8

LATEST FEB. 15/11 at MIN

**OVERTIME POINTS** 2-4-6

**SHOOTOUT RECORD** 9/30

2 GDG

**PENALTY SHOT RECORD** 0/0


## REGULAR SEASON

## PLAYOFFS

## KESLER vs NHL

SEASON	CLUB	LEA	GP	G	A	PTS	PIM	GP	G	A	PTS	PIM
2000.01	USA U-18	USDP	26	8	20	28	24	–	–	–	–	–
2001.02	USA U-18	USDP	46	11	33	44	23	–	–	–	–	–
2002.03	Ohio State	NCAA	40	11	20	31	44	–	–	–	–	–
2003.04	Vancouver	NHL	28	2	3	5	16	–	–	–	–	–
	Manitoba	AHL	33	3	8	11	29	–	–	–	–	–
2004.05	Manitoba	AHL	78	30	27	57	105	14	4	5	9	8
2005.06	Vancouver	NHL	82	10	13	23	79	–	–	–	–	–
2006.07	Vancouver	NHL	48	6	10	16	40	1	0	0	0	0
2007.08	Vancouver	NHL	80	21	16	37	79	–	–	–	–	–
2008.09	Vancouver	NHL	82	26	33	59	61	10	2	2	4	14
2009.10	Vancouver	NHL	82	25	50	75	104	12	1	9	10	4
2010.11	Vancouver	NHL	82	41	32	73	66	25	7	12	19	47
VANCOUVER/NHL TOTALS			484	131	157	288	445	48	10	23	33	65

TEAM	GP	G	A	PTS	PIM
Anaheim	23	11	5	16	15
Atlanta	5	0	2	2	2
Boston	5	1	1	2	2
Buffalo	5	1	1	2	4
Calgary	42	12	14	26	35
Carolina	5	2	2	4	2
Chicago	24	6	6	12	33
Colorado	38	9	12	21	46
Columbus	23	7	11	18	26
Dallas	26	9	4	13	12
Detroit	23	6	12	18	8
Edmonton	40	7	19	26	35
Florida	5	2	1	3	11
Los Angeles	21	6	6	12	20
Minnesota	41	18	5	23	38
Montreal	9	4	6	10	4
Nashville	25	2	5	7	20
New Jersey	6	2	3	5	8
NY Islanders	6	1	1	2	4
NY Rangers	6	1	4	5	10
Ottawa	10	3	2	5	2
Philadelphia	5	3	1	4	2
Phoenix	22	4	9	13	35
Pittsburgh	6	2	0	2	6
St. Louis	22	4	9	13	22
San Jose	21	2	7	9	31
Tampa Bay	5	1	2	3	4
Toronto	9	4	4	8	8
Washington	6	1	3	4	0

**Totals** 484 131 157 288 445

## NHL FIRSTS

**First Game:** Nov. 24/03 at TOR  
**First Goal:** Nov. 29/03 at CGY  
**First Assist:** Nov. 25/03 at MTL

## STREAKS

**Goals:** 4 games Jan. 31 – Feb. 10/09: 6 goals  
**Assists:** 5 games Dec. 31/09 – Jan. 9/10: 6 assists  
**Points:** 13 games Feb. 6 – Mar. 14/10: 6-9-15

## HONOURS

Frank J. Selke Trophy: 2011  
 Canucks Most Exciting Player Award: 2011  
 NHL All-Star Game: 2011  
 Cyclone Taylor Trophy (Team MVP): 2009  
 CCHA All-Rookie Team: 2003 (Honourable Mention)

## ACQUIRED

Vancouver's first choice, 23rd overall, in the 2003 NHL Entry Draft.

## PERSONAL

Ryan and wife Andrea live in Vancouver during the season with their daughter Makayla and son Ryker...Lists favourite television show as *Seinfeld*...Enjoys playing golf...Oldest piece of hockey equipment is his shoulder pads, which he has had for eight years...Lists his dad and Mike Modano as his mentors.

## CAREER HIGHLIGHTS

**2010.11:** Awarded the Frank Selke Trophy...Registered 73 points (41-32-73) in 82 games...Set personal season highs in goals (41) and plus/minus (+24)...Tied for fourth in the League in goals (41), fourth in power play goals (15) and tied for 10th in shorthanded goals (3)...Collected three hat tricks this season, tied for third in the League for most hat tricks...Ranked second on the team and tied for sixth in the League in winning face-off percentage (57.4%)...Notched 20+ goals in a season for the fourth consecutive year...Named as an Alternate Captain for the 2011 NHL All-Star Game in his first NHL All-Star Game appearance...Collected his 100th career goal, Nov. 24 vs COL...Named as an Alternate Captain prior to the season...Ranked third in the League in hits (78) during playoffs...Led all Canucks forwards in average time on ice during the playoffs (22:34)...Finished first overall on the Canucks in face-off winning percentage in the postseason (54.1%) and 13th in the League.

**2009.10:** Posted career highs in assists (50), points (75) and penalty minutes (104)...Finished first overall on the Canucks in face-off winning percentage (55.1%) and tied for 12th in the League...Finished first overall on the Canucks and tied for 13th in the NHL in power play goals with 12...Notched 20+ goals in a season for the third consecutive year...Established a 13-game scoring streak, the fifth longest during the season, recording 15 points (6-9-15), Feb. 6-Mar. 14...Won a silver medal and collected two goals in six games with Team USA at the 2010 Winter Olympic Games...Won the Molson Cup for the month of November. **2008.09:** Set career highs for goals (26), power play goals (10), assists (33) and points (59) in a season...Nominated for the Frank J. Selke trophy...Ranked 16th in the League for the best face-off percentage (54.0%)...Recorded multiple three-point games for the first time in his career (Feb. 3 vs CAR, Feb. 7 vs CHI, Mar. 15 vs COL)...Registered eight points (2-6-8) in five consecutive games, Mar. 11-19...Recorded five points (1-4-5) in four consecutive games, Feb. 27-Mar. 7...Tallied 10 points (6-4-10) in four consecutive games, Jan. 31-Feb. 10...Won the Molson Cup for the month of December after being named one of the three stars on four occasions...Tallied six points (2-4-6) in five consecutive games, Oct. 16-25. **2007.08:** Recorded 37 points (21-16-37)...Finished fourth in team scoring (37 PTS) and third in goals (21)...Tied a career high for most penalty minutes (79) in a season...Won a season high 89% of face-offs (16-18), Jan. 19 vs LA...Recorded career high 11th goal, Jan. 10 at SJ...Recorded a point for the fourth consecutive game with a goal, Nov. 23 at STL...Collected his first and second goals of the season, Oct. 21 at CBJ...Had his first multi-point game of the season with two assists, Oct. 19 vs LA. **2006.07:** Made his NHL playoff debut, recording two shots and logging 27:51 of ice-time, Apr. 11 vs DAL...Set a career high for most points in a game (1-2-3), Jan. 16 at MTL. **2005.06:** Set career highs in goals (10), assists (13), points (23) and games played (82) and led the team in hits and blocked shots with 136 and 51, respectively...Named first star after extending his point streak to three games with the game-winning goal, Feb. 3 at CGY. **2004.05:** Set career highs in goals (30), assists (27) and points (57) with Manitoba...Played the highest number of games in his professional career (78). **2003.04:** In his first professional season, played 33 games and scored 11 points (3-8-11) for Manitoba (AHL) and 28 games for Vancouver, registering five points (2-3-5). **2002.03:** Ranked second in team scoring at 2003 IIHF World Junior with seven points...As a freshman with Ohio State, scored 11 goals and 20 assists to rank fourth in scoring...Received honourable mention for CCHA All-Rookie Team...Was league rookie of the week three times. **2001.02:** Led the Under-18 US National Development Team in scoring with 19 goals and 43 assists for 62 points...Received the Best Player Award at the conclusion of the World Under-18 Championship.

## INTERNATIONAL

Olympics: 2010 (silver)  
 World Championships: 2006  
 World Junior Championship: 2004 (gold), 2003  
 World Under-18 Championship: 2002 (gold)

## NHL MILESTONES

**100th NHL Game:** Mar. 25/06 vs EDM

**400th NHL Game:** Apr. 6/10 vs COL

**100th NHL Goal:** Nov. 24/10 vs COL

**100th NHL Point:** Dec. 22/08 vs ANA

**200th NHL Point:** Mar. 9/10 at COL

**100th NHL Assist:** Jan. 2/10 at DAL

## 2010.11 GAME BY GAME

Oct. 9	vs LA	0-0	1/0	21:25
Oct. 11	vs FLA	0-0	3/0	19:16
Oct. 13	@ ANA	0-0	3/0	19:14
Oct. 15	@ LA	0-0	5/0	20:19
Oct. 17	vs CAR	1-0	4/-1	20:37
Oct. 19	@ MIN	0-0	2/0	17:34
Oct. 20	@ CHI	0-1	3/-1	21:50
Oct. 22	vs MIN	1-0 (W)	4/0	18:59
Oct. 26	vs COL	1-0	4/1	21:47
Nov. 1	vs NJ	1-0	3/1	20:16
Nov. 2	@ EDM	0-0	2/-1	18:54
Nov. 4	@ COL	1-0	4/-1	22:09
Nov. 6	vs DET	0-2	5/0	20:35
Nov. 9	@ MTL	0-0	3/-1	20:45
Nov. 11	@ OTT	2-0	4/2	19:16
Nov. 13	@ TOR	2-0	6/1	20:40
Nov. 15	@ BUF	0-0	2/0	24:27
Nov. 17	@ PIT	0-0	3/-2	20:07
Nov. 20	vs CHI	0-1	1/0	18:52
Nov. 21	vs PHX	0-0	3/1	20:34
Nov. 24	vs COL	1-0 (W)	1/1	20:57
Nov. 26	vs SJ	0-1	1/1	16:57
Dec. 1	@ CGY	0-2	4/1	20:12
Dec. 3	@ CHI	0-0	2/0	21:30
Dec. 5	vs STL	0-0	4/1	21:16
Dec. 8	vs ANA	2-1	6/0	25:02
Dec. 11	vs TB	0-0	1/1	20:19
Dec. 12	@ EDM	0-1	1/1	21:19
Dec. 15	vs CBJ	3-0 (W)	4/2	21:20
Dec. 18	vs TOR	0-1	1/2	22:22
Dec. 20	@ STL	1-0 (W)	1/1	21:54
Dec. 22	@ DET	0-3	4/0	23:04
Dec. 23	@ CBJ	1-0	3/0	17:44
Dec. 26	vs EDM	0-1	0/1	21:00
Dec. 28	vs PHI	2-1	7/2	19:46
Dec. 31	@ DAL	0-0	2/0	18:50
Jan. 2	@ COL	1-0	0/0	18:45
Jan. 3	@ SJ	0-1	4/1	22:52
Jan. 5	vs CGY	1-0	4/1	19:29
Jan. 7	vs EDM	3-0 (W)	4/2	15:29
Jan. 8	vs DET	0-1	3/0	20:01
Jan. 11	@ NYI	1-0	8/0	18:45
Jan. 13	@ NYR	0-0	5/0	22:15
Jan. 14	@ WSH	0-1	2/-1	21:47
Jan. 16	@ MIN	0-0	4/-2	20:08
Jan. 18	@ COL	1-1	3/1	21:41
Jan. 20	vs SJ	0-0	4/0	24:31
Jan. 22	vs CGY	1-0	3/1	23:53
Jan. 24	vs DAL	1-1 (W)	2/3	18:40
Jan. 26	vs NSH	0-0	1/-1	20:48
Feb. 1	@ DAL	1-0	3/1	18:38
Feb. 2	@ PHX	2-0	5/4	17:02
Feb. 4	vs CHI	0-0	2/1	21:46
Feb. 7	vs OTT	1-1	1/1	18:20
Feb. 9	vs ANA	1-1	2/-2	18:29
Feb. 12	vs CGY	0-0	7/1	21:04
Feb. 14	@ STL	0-0	2/0	19:26
Feb. 15	@ MIN	1-1	2/2	22:57
Feb. 17	@ NSH	0-0	1/-1	22:26
Feb. 19	vs DAL	0-0	2/0	22:11
Feb. 22	vs MTL	0-1	5/-2	26:32
Feb. 24	vs STL	0-0	2/0	22:10
Feb. 26	vs BOS	0-0	1/-2	23:53
Mar. 1	vs CBJ	0-1	0/1	22:24
Mar. 3	vs NSH	0-0	3/-2	20:24
Mar. 5	@ LA	0-0	1/1	20:28
Mar. 6	@ ANA	0-0	0/0	18:13
Mar. 8	@ PHX	0-1	4/0	20:30
Mar. 10	@ SJ	0-1	3/0	22:39
Mar. 12	@ CGY	1-1	2/0	17:51
Mar. 14	vs MIN	2-0 (W)	7/0	19:05
Mar. 16	vs COL	0-0	2/1	20:10
Mar. 18	vs PHX	0-0	3/0	20:55
Mar. 23	@ DET	0-1	4/0	19:48
Mar. 25	@ ATL	0-1	5/0	19:24
Mar. 27	@ CBJ	0-2	2/1	17:47
Mar. 29	@ NSH	0-0	5/-1	21:23
Mar. 31	vs LA	1-0	4/0	19:57
Apr. 2	vs EDM	0-0	6/0	18:03
Apr. 5	@ EDM	0-0	1/0	20:32
Apr. 7	vs MIN	3-0	6/2	17:26
Apr. 9	@ CGY	1-0	6/0	18:15

#40

MAXIM  
LAPIERRE

(max-EEM la-PEE-air)

## CAREER STATS

MOST GOALS IN A GAME **3**

DEC. 29/08 at FLA

MOST ASSISTS IN A GAME **2**

TWICE - LATEST MAR. 19/09 at OTT

MOST POINTS IN A GAME **3**

DEC. 29/08 at FLA: 3-0-3

HAT TRICKS **1**

DEC. 29/08 at FLA

GAME-WINNING GOALS **5**

MAR. 2/10 at BOS

POWER PLAY GOALS **1**

APR. 4/09 at TOR

SHORTHANDED GOALS **3**

DEC. 29/08 at FLA

OVERTIME POINTS **0-1-1**SHOOTOUT RECORD **3/6**

2 GDG

PENALTY SHOT RECORD **0/0**

## REGULAR SEASON

## PLAYOFFS

## LAPIERRE vs NHL

SEASON	CLUB	LEA	GP	G	A	PTS	PIM	GP	G	A	PTS	PIM
2001.02	Montreal	QMJHL	9	2	0	2	2	-	-	-	-	-
2002.03	Montreal	QMJHL	72	22	21	43	55	7	1	3	4	6
2003.04	P.E.I.	QMJHL	67	25	36	61	138	11	7	2	9	14
2004.05	P.E.I.	QMJHL	69	25	27	52	139	-	-	-	-	-
2005.06	Montreal	NHL	1	0	0	0	0	-	-	-	-	-
	Hamilton	AHL	73	13	23	36	214	-	-	-	-	-
2006.07	Montreal	NHL	46	6	6	12	24	-	-	-	-	-
	Hamilton	AHL	37	11	13	24	59	22	6	6	12	41
2007.08	Montreal	NHL	53	7	11	18	60	12	0	3	3	6
	Hamilton	AHL	19	7	7	14	63	-	-	-	-	-
2008.09	Montreal	NHL	79	15	13	28	76	4	0	0	0	26
2009.10	Montreal	NHL	76	7	7	14	61	19	3	1	4	20
2010.11	Vancouver	NHL	19	1	0	1	8	25	3	2	5	66
	Anaheim	NHL	21	0	3	3	9	-	-	-	-	-
	Montreal	NHL	38	5	3	8	63	-	-	-	-	-
VANCOUVER TOTALS			19	1	0	1	8	25	3	2	5	66
NHL TOTALS			333	41	43	84	301	60	6	6	12	118

TEAM	GP	G	A	PTS	PIM
Anaheim	3	0	0	0	2
Atlanta	16	1	1	2	25
Boston	24	6	1	7	30
Buffalo	21	2	5	7	23
Calgary	7	0	1	1	14
Carolina	12	1	0	1	18
Chicago	3	0	2	2	4
Colorado	6	1	0	1	4
Columbus	9	1	1	2	4
Dallas	4	0	0	0	0
Detroit	5	1	0	1	4
Edmonton	8	0	1	1	0
Florida	14	3	1	4	9
Los Angeles	6	0	1	1	0
Minnesota	6	0	0	0	6
Montreal	1	0	0	0	0
Nashville	7	0	1	1	2
New Jersey	14	1	2	3	2
NY Islanders	16	3	1	4	8
NY Rangers	16	3	3	6	9
Ottawa	26	0	7	7	23
Philadelphia	15	3	3	6	34
Phoenix	7	0	0	0	10
Pittsburgh	15	2	1	3	24
St. Louis	4	1	0	1	5
San Jose	7	1	1	2	0
Tampa Bay	14	4	1	5	13
Toronto	24	4	6	10	16
Vancouver	7	2	0	2	2
Washington	16	1	3	4	10

Totals 333 41 43 84 301



## NHL FIRSTS

**First Game:** Nov. 15/05 vs FLA  
**First Goal:** Dec. 14/06 vs TB  
**First Assist:** Dec. 12/06 vs BOS

## STREAKS

**Goals:** 3 games Dec. 14-19/06: 3 goals  
**Points:** 4 games Dec. 12-19/06: 3-1-4

## HONOURS

Jacques Beuchamp Molson Trophy: 2009

## ACQUIRED

Acquired from Anaheim alongside MacGregor Sharp in exchange for Joel Perrault and a third round pick in the 2012 NHL Entry Draft.

## PERSONAL

Outside of hockey, enjoys playing golf and tennis...Lists Mario Lemieux as his favourite player growing up...Most memorable moment in hockey was playing in the Stanley Cup Final.

## CAREER HIGHLIGHTS

**2010.11:** Recorded 12 points (6-6-12) and 80 penalty minutes in 78 games played in his sixth NHL season...Split the season with Vancouver (1-0-1 in 19 games played), Anaheim (0-3-3 in 21 games played), and Montreal (5-3-8 in 38 games played)...Recorded his first goal as a Canuck, Mar. 16 vs COL...Appeared in a Canucks uniform for the first time, Mar. 1 vs CBJ...Appeared in his 300th NHL game, Jan. 18 at OTT...Notched two goals in a game, Nov. 22 at PHI...Made his season debut and recorded one assist, Oct. 7 at TOR...Appeared in his fourth playoff season recording a career high five points (3-2-5) and 66 penalty minutes in 25 games played...Ranked second in the League with 83 hits during the playoffs...Notched the game-winning goal in Game 5 of the Stanley Cup Final versus Boston on June 10...Won 54.1% of face-offs during the postseason. **2009.10:** Won 55 of 91 face-offs in Oct. (55.0%)...Scored his second career game-deciding goal in the shootout at his 200th NHL game on Nov. 17 vs CAR...Suspended for four games due to an incident Mar. 4 at SJ...Scored his first playoff game-winning goal on May 10 against PIT...Ranked tied for 11th in the NHL with 49 hits during the playoffs. **2008.09:** Recorded a Gordie Howe hat trick, registering a goal, assist and fighting major on Dec. 4 (6-2 win vs NYR)...Scored his first career hat trick, including the winning goal, Dec. 29 at FLA...Earned Player of The Month honours with Montreal in Dec...Scored the game-winning goal on Feb. 3 vs PIT...Paced the team with 39 hits in March...Posted the team's second-best rating (+7) in March...Winner of the 2008.09 Jacques Beuchamp Molson Trophy...One of only three Canadiens players (with T. Kostopoulos and T. Plekanec) not to miss a game due to injury...Recorded his best NHL season statistically with 15 goals, 13 assists for 28 points and a +9 rating...Won 53.2% of his faceoffs. **2007.08:** Called up from Hamilton on Dec. 5...Had seven goals, seven assists with a +2 rating in 19 games when called up...Had 20 minutes of ice time, a season-high, on Dec. 30 at NYR...Scored seven points (2- 5-7) in 13 games in March...Played his 100th game with the Canadiens in the NHL on April 5 vs TOR...Achieved personal bests for games played, goals and points in the NHL. **2006.07:** Scored four goals in six games against Rochester in the first round of the AHL playoffs, including two in the decisive game, on April 28...Collected five points, including four assists, in five games in the Calder Cup final against Hershey...Scored a goal in three straight games with the Canadiens between Dec. 14-19, and had a four-game point streak from Dec. 12-19...Scored the first shorthanded goal of his career on Mar. 10 at STL. **2005.06:** Made his debut with the Bulldogs on Oct. 14 vs the Grand Rapids Griffins...Collected his first point with the Bulldogs (assist) on Oct. 26 vs the Syracuse Crunch...Scored his first goal with the Bulldogs and added an assist on Nov. 5 vs Toronto...Collected three points and had the first two-goal game of his career on Apr. 8 at Cleveland. **2004.05:** Had four assists with PEI (QMJHL) on Sept. 21 against Cape Breton...Had a five-game point streak (2-7-9) between Dec. 3-15...Had his second five-game point streak (4-3-7) between Feb. 19-27. **2003.04:** Scored six game-winning goals to rank seventh in the QMJHL...Had a six-game point streak (4-3-7) from Nov. 21-29...Registered 12 points (2-10-12) in five games between Jan. 4-16...Had a five-point game (1-4-5) on Feb. 6 vs Acadie-Bathurst...Had four assists on Jan. 19 vs Cape Breton.

## NHL MILESTONES

**100th NHL Game:** Apr. 5/08 vs TOR  
**300th NHL Game:** Jan. 18/11 at OTT

## 2010.11 GAME BY GAME

Oct. 7	@ TOR	0-1	2/1	12:15
Oct. 9	@ PIT	0-0	1/0	8:30
Oct. 13	vs TB	1-0	3/1	12:59
Oct. 15	@ BUF	0-0	3/1	15:09
Oct. 16	vs OTT	0-0	0/-1	12:18
Oct. 21	vs NJ	0-0	1/-1	13:01
Oct. 23	@ OTT	0-0	4/0	14:37
Oct. 25	vs PHX	0-0	2/-1	11:11
Oct. 27	vs NYI	0-0	1/0	11:51
Oct. 29	@ NYI	0-0	2/0	11:55
Oct. 30	vs FLA	0-0	1/0	12:58
Nov. 2	@ CBJ	0-0	1/-2	10:21
Nov. 5	@ BUF	0-0	1/0	12:09
Nov. 6	vs OTT	0-0	2/-2	7:56
Nov. 9	vs VAN	0-0	1/0	15:08
Nov. 11	@ BOS	0-0	1/0	11:39
Nov. 13	vs CAR	1-0	1/1	11:21
Nov. 16	vs PHI	0-0	1/0	8:13
Nov. 18	vs NSH	0-0	5/0	11:13
Nov. 20	vs TOR	0-0	3/0	14:16
Nov. 22	@ PHI	2-0	6/0	11:55
Nov. 24	vs LA	0-0	2/0	11:25
Nov. 26	@ ATL	0-0	0/0	12:49
Nov. 27	vs BUF	0-0	2/0	12:55
Dec. 1	vs EDM	0-0	2/-1	10:49
Dec. 2	@ NJ	0-1	3/1	13:34
Dec. 4	vs SJ	0-0	2/1	12:06
Dec. 7	vs OTT	0-1	2/1	11:53
Dec. 10	@ DET	0-0	5/-2	12:24
Dec. 11	@ TOR	0-0	2/-1	15:17
Dec. 15	vs PHI	0-0	1/0	13:32
Dec. 16	vs BOS	1-0	3/1	9:34
Dec. 19	@ COL	0-0	6/0	11:10
Dec. 21	@ DAL	0-0	1/-1	10:33
Dec. 23	@ CAR	0-0	0/0	10:40
Dec. 26	@ NYI	0-0	4/-1	10:23
Dec. 28	@ WSH	0-0	0/-1	4:08
Dec. 30	@ TB	0-0	1/-1	10:26
TRADED FROM MONTREAL TO ANAHEIM				
Jan. 2	vs PHI	DND		
Jan. 2	vs CHI	DND		
Jan. 5	vs NSH	0-0	4/-3	15:46
Jan. 7	vs CBJ	0-1	2/1	15:30
Jan. 9	vs SJ	0-0	3/0	17:50
Jan. 12	vs STL	0-0	1/0	11:54
Jan. 15	@ PHX	0-0	2/-2	13:36
Jan. 16	vs EDM	0-0	0/-1	12:32
Jan. 18	@ OTT	0-0	0/-1	10:06
Jan. 20	@ TOR	0-0	0/1	11:20
Jan. 22	@ MTL	0-0	1/-1	14:22
Jan. 25	@ CBJ	0-0	0/0	10:16
Feb. 2	vs SJ	0-1	2/0	11:26
Feb. 5	@ COL	0-0	3/0	11:33
Feb. 9	@ VAN	0-0	1/1	12:31
Feb. 11	@ CGY	0-0	0/-1	10:39
Feb. 13	@ EDM	0-1	0/1	12:29
Feb. 16	vs WSH	0-0	1/0	11:00
Feb. 18	@ MIN	0-0	4/-1	12:02
Feb. 19	@ STL	0-0	0/0	8:38
Feb. 23	vs LA	0-0	4/0	13:32
Feb. 25	vs MIN	0-0	0/0	2:58
Feb. 27	vs COL	0-0	0/0	3:09
ACQUIRED FROM ANAHEIM				
Mar. 1	vs CBJ	0-0	0/-1	5:41
Mar. 3	vs NSH	0-0	0/0	8:51
Mar. 5	@ LA	0-0	1/-1	9:13
Mar. 6	@ ANA	0-0	0/0	9:15
Mar. 8	@ PHX	0-0	1/0	9:22
Mar. 10	@ SJ	0-0	3/0	8:26
Mar. 12	@ CGY	0-0	1/-1	11:13
Mar. 14	vs MIN	0-0	2/0	12:04
Mar. 16	vs COL	1-0	1/0	13:56
Mar. 18	vs PHX	0-0	2/0	12:43
Mar. 23	@ DET	0-0	3/0	13:50
Mar. 25	@ ATL	0-0	1/1	13:27
Mar. 27	@ CBJ	0-0	0/0	14:57
Mar. 29	@ NSH	0-0	2/0	13:22
Mar. 31	vs LA	0-0	2/0	11:03
Apr. 2	vs EDM	0-0	1/0	12:29
Apr. 5	@ EDM	0-0	1/0	10:14
Apr. 7	vs MIN	0-0	0/1	14:54
Apr. 9	@ CGY	0-0	2/0	14:11

#1

ROBERTO  
LUONGO

(roh-BUHR-toh loo-WAHN-goh)

## CAREER STATS

MOST SHOTS FACED **60**

FEB. 27/02 vs DET (3-2 OTL)

MOST SAVES IN A GAME **57**

FEB. 27/02 vs DET (3-2 OTL)

SHOOTOUT RECORD **23-27**PENALTY SHOT RECORD **17/19**

LATEST JAN. 18/11 at COL, no goal (Porter)



## REGULAR SEASON

## PLAYOFFS

SEASON	CLUB	LEA	GPI	W	L	T/OT	MIN	GA	SO	GAA	PCT	GPI	W	L	MIN	GA	SO	GAA
1995.96	Val d'Or	QMJHL	23	6	11	4	1,201	74	0	3.70	—	3	0	1	68	5	0	4.41
1996.97	Val d'Or	QMJHL	60	32	22	2	3,305	171	2	3.10	—	13	8	5	777	44	0	3.40
1997.98	Val d'Or	QMJHL	54	27	20	5	3,046	157	7	3.09	.908	17	14	3	1019	37	2	2.18
1998.99	Val d'Or	QMJHL	21	6	10	2	1,176	77	1	3.93	.902	—	—	—	—	—	—	—
	Acadie-Bathurst	QMJHL	22	14	7	1	1,340	74	0	3.31	.914	23	16	6	1400	64	0	2.74
1999.00	NY Islanders	NHL	24	7	14	1	1,292	70	1	3.25	.904	—	—	—	—	—	—	—
	Lowell	AHL	26	10	12	4	1,517	74	1	2.93	.908	6	3	3	359	18	0	3.01
2000.01	Florida	NHL	47	12	24	7	2,628	107	5	2.44	.920	—	—	—	—	—	—	—
	Louisville	AHL	3	1	2	0	178	10	0	3.38	.917	—	—	—	—	—	—	—
2001.02	Florida	NHL	58	16	33	4	3,030	140	4	2.77	.915	—	—	—	—	—	—	—
2002.03	Florida	NHL	65	20	34	7	3,627	164	6	2.71	.918	—	—	—	—	—	—	—
2003.04	Florida	NHL	72	25	33	14	4,252	172	7	2.43	.931	—	—	—	—	—	—	—
2004.05	Did Not Play																	
2005.06	Florida	NHL	75	35	30	9	4,305	213	4	2.97	.914	—	—	—	—	—	—	—
2006.07	Vancouver	NHL	76	47	22	6	4,490	171	5	2.29	.921	12	5	7	847	25	0	1.77
2007.08	Vancouver	NHL	73	35	29	9	4,233	168	6	2.38	.917	—	—	—	—	—	—	—
2008.09	Vancouver	NHL	54	33	13	7	3,181	124	9	2.34	.920	10	6	4	618	26	1	2.52
2009.10	Vancouver	NHL	68	40	22	4	3,899	167	4	2.57	.913	12	6	6	707	38	0	3.22
2010.11	Vancouver	NHL	60	38	15	7	3,590	126	4	2.11	.928	25	15	10	1,427	61	4	2.56
VANCOUVER TOTALS			331	193	101	33	19,393	756	28	2.34	.920	59	32	27	3,599	150	5	2.50
NHL TOTALS			672	308	269	75	38,527	1,622	55	2.53	.919	59	32	27	3,599	150	5	2.50

## NHL FIRSTS

**First Game:** Nov. 28/99 vs BOS**First Win:** Nov. 28/99 vs BOS**First Shutout:** Dec. 27/99 vs BOS

## STREAKS

**Longest Undeclared Streak:** 21 games Dec. 8/10 – Feb. 12/11: 16-0-5**Longest Winning Streak:** 8 games Feb. 3-21/09**Longest Shutout Sequence:** 242:36 Nov. 4-12/08**Consecutive Starts:** 35 Jan. 31/08 – Oct. 16/09

## HONOURS

Jennings Trophy: 2011

Scotiabank NHL Fan Fav Award: 2009

Molson Cup Winner: 2011, 2009, 2008, 2007

Cyclone Taylor Trophy: 2008, 2007

NHL All-Star: 2009, 2007, 2004

NHL Second All-Star Team: 2007, 2004

Most Exciting Player Award: 2007

NHL YoungStar: 2002

Michael Bossy Trophy (Top Draft Prospect): 1997

## ACQUIRED

From Florida with Lukas Krajicek and a sixth round pick in the 2006 NHL Entry Draft (Sergei Shirokov) in exchange for Bryan Allen, Alex Auld and Todd Bertuzzi on June 23, 2006.

## PERSONAL

Luongo is involved in a number of charitable initiatives in Vancouver, including hosting Lui's Crease Club (a suite for children that would not otherwise get to watch a game live) and doing PSAs for Canuck Place. He is trilingual, fluent in English, French and Italian...Grew up in the Montreal borough of St. Leonard, only four blocks from where Martin Brodeur was raised...In 2009, a rink in St. Leonard was named after Luongo.

## CAREER HIGHLIGHTS

**2010.11:** Posted a record of 38-15-7 and GAA of 2.11 in 60 games played...Won the Jennings Trophy, alongside Cory Schneider, for the first time in franchise history...Ranks 21st all-time and third among active goaltenders for wins (308)...Has collected 55 shutouts, ranking 18th all-time and second among active goaltenders for most career shutouts...Ranked tied for first in the League with 38 victories this season...Has won 30 or more games in six consecutive seasons...Became the 25th goaltender in League history to reach the 300-win milestone, the sixth youngest to reach the mark (at the age of 31 years and 335 days) and the 16th fastest to reach the mark, Mar. 5 at LA...Did not lose in regulation in 21 consecutive starts (16-0-5), Dec. 8-Feb. 12...Named the NHL's second star for the month of December...Posted a record of 15-10-4 in 25 playoff games...Backstopped the Canucks to the Stanley Cup Final...Recorded four shutouts this postseason, ranking second in the League. **2009.10:** Produced the second highest win total of his career with 40 victories...Ranks fifth among active goaltenders in career wins (270)...Posted 30+ wins for the fifth consecutive season...Finished the season with 51 career shutouts, ranking second among active goaltenders and tied for 20th for the most in League history...Won the Molson Cup in January and February...Appeared in his 600th career game, becoming the fourth youngest goaltender and only the 37th goaltender in League history to reach the mark, Mar. 9 at COL...Won the gold medal, the first on Canadian soil, of the 2010 Winter Olympic Games with a record of 5-0-0 as a member of Team Canada...Established his longest undefeated streak in regulation, producing a record of 7-0-2, Dec. 22-Jan. 9...Posted his 50th career shutout in a milestone outing that also saw Alex Burrows record a hat trick; this game marked only the second game in franchise history that the Canucks have recorded a shutout and hat trick in a single game, Jan. 7 vs PHX. **2008.09:** Advanced to the WCSF for the second time in his career, posting a record of 11-11 in the 2009 Stanley Cup Playoffs...Recorded his first career shutout in the postseason...Posted 30+ wins for the fourth consecutive season...Tied for fourth among active goaltenders with 47 career shutouts and second in the League with nine shutouts this season...Established a new franchise record for shutouts in a season (9)...Owned the second longest winning streak this season (eight wins) 8-0-0 and second longest winning streak for a goaltender in franchise history, Feb. 3-21...Named the Molson Cup winner for the month of November after being awarded a star for six games in the month...Named the NHL's first star of the week (ending Nov. 9)...Did not lose in regulation for seven consecutive games (5-0-2), Nov. 4-19...Set a new career shutout sequence, playing 242:36 without allowing an opposition goal (franchise record and second longest streak in the modern NHL), Nov. 4-12...Won the Molson Cup Award for the month of October after being named a game star on three occasions. **2007.08:** Has played three consecutive seasons with 35 or more wins...Set a Canucks record for longest consecutive shutout streak (over three complete games, 210:34 minutes Nov. 23-Dec. 2nd)...Named NHL's second star for November, posting an 8-2-2 record, 1.56 GAA, 940 save percentage and four shutouts...Named second star posting a season-high 49 saves on 51 shots for the shutout victory, Feb. 21 at NSH...Posted third consecutive shutout stopping 26 shots (turned away a combined 79 shots over three games). **2006.07:** Set new League record for most shots faced by a goaltender and most shots faced in his NHL Playoff debut (76), tying for the second highest number of saves all-time (72)...Played in the franchise's longest game in playoff history at 138:06 minutes...Set career highs for wins (47) and longest undefeated streak (eight games: 6-0-2 from Mar. 13-29)...Finished second in the NHL in wins (47)...Ranked tied for sixth in the League for GAA (2.29) and shutouts (5) and was fourth in the League in save percentage (.921)...Finalist for the Vezina Trophy, Hart Trophy and Lester B. Pearson Award...Posted 39th win, named second star and set a new franchise

## 2010.11 GAME BY GAME

Oct. 9	vs LA	1/32	O	65
Oct. 11	vs FLA	1/42	W	60
Oct. 13	@ ANA	4/32	L	59
Oct. 15	@ LA	4/19	L	60
Oct. 17	vs CAR	DNP		
Oct. 19	@ MIN	6/18	L	40
Oct. 20	@ CHI	1/32	O	65
Oct. 22	vs MIN	DNP		
Oct. 26	vs COL	3/39	W	60
Nov. 1	vs NJ	0/30	W	60
Nov. 2	@ EDM	3/26	W	60
Nov. 4	@ COL	DNP		
Nov. 6	vs DET	4/28	W	60
Nov. 9	@ MTL	2/29	L	58
Nov. 11	@ OTT	2/35	W	60
Nov. 13	@ TOR	3/32	W	60
Nov. 15	@ BUF	DNP		
Nov. 17	@ PIT	3/29	L	58
Nov. 20	vs CHI	4/20	L	36
Nov. 21	vs PHX	3/28	L	59
Nov. 24	vs COL	2/23	W	60
Nov. 26	vs SJ	1/33	W	60
Dec. 1	@ CGY	2/20	W	60
Dec. 3	@ CHI	0/52	W	60
Dec. 5	vs STL	3/28	L	59
Dec. 8	vs ANA	4/20	W	64
Dec. 11	vs TB	DNP		
Dec. 12	@ EDM	1/12	W	59
Dec. 15	vs CBJ	2/30	W	64
Dec. 18	vs TOR	1/28	W	60
Dec. 20	@ STL	1/16	W	60
Dec. 22	@ DET	5/45	O	63
Dec. 23	@ CBJ	DNP		
Dec. 26	vs EDM	DNP		
Dec. 28	vs PHI	2/37	W	60
Dec. 31	@ DAL	DNP		
Jan. 2	@ COL	1/32	W	60
Jan. 3	@ SJ	DNP		
Jan. 5	vs CGY	1/44	W	60
Jan. 7	vs EDM	DNP		
Jan. 8	vs DET	1/33	O	65
Jan. 11	@ NYI	3/41	W	65
Jan. 13	@ NYR	DNP		
Jan. 14	@ WSH	2/27	W	60
Jan. 16	@ MIN	DNP		
Jan. 18	@ COL	4/30	O	63
Jan. 20	vs SJ	1/46	O	65
Jan. 22	vs CGY	3/33	O	65
Jan. 24	vs DAL	1/26	W	60
Jan. 26	vs NSH	1/27	W	60
Feb. 1	@ DAL	DNP		
Feb. 2	@ PHX	0/23	W	60
Feb. 4	vs CHI	3/45	W	60
Feb. 7	vs OTT	2/33	W	60
Feb. 9	vs ANA	DNP		
Feb. 12	vs CGY	2/26	W	60
Feb. 14	@ STL	3/34	L	59
Feb. 15	@ MIN	DNP		
Feb. 17	@ NSH	3/26	L	59
Feb. 19	vs DAL	2/24	W	60
Feb. 22	vs MTL	3/25	L	59
Feb. 24	vs STL	DNP		
Feb. 26	vs BOS	2/24	L	60
Mar. 1	vs CBJ	1/31	W	65
Mar. 3	vs NSH	2/28	L	59
Mar. 5	@ LA	1/22	W	60
Mar. 6	@ ANA	DNP		
Mar. 8	@ PHX	3/34	W	62
Mar. 10	@ SJ	DNP		
Mar. 12	@ CGY	3/23	W	60
Mar. 14	vs MIN	2/35	W	60
Mar. 16	vs COL	DNP		
Mar. 18	vs PHX	2/28	L	60
Mar. 23	@ DET	1/40	W	60
Mar. 25	@ ATL	1/31	W	60
Mar. 27	@ CBJ	DNP		
Mar. 29	@ NSH	1/17	W	60
Mar. 31	vs LA	1/19	W	60
Apr. 2	vs EDM	DNP		
Apr. 5	@ EDM	2/22	L	59
Apr. 7	vs MIN	0/29	W	60
Apr. 9	@ CGY	DNP		

#1

# ROBERTO LUONGO

(roh-BUHR-toh loo-WAHN-goh)





record for wins by a Vancouver goaltender in a single season, Mar. 9 at SJ...Set new single-season career high after posting his 36th win, Mar. 1 vs PHX...Won 30th game of the season and set new franchise record becoming first Canucks goalie to win 30 games in his first season with the club, Feb. 6 at EDM...Named NHL's 'Third Star' for January after posting an 8-1-2 record, 1.86 GAA, .945 save percentage and one shutout in 11 games played...Recorded 30th career shutout making 30 saves and was named first star, Jan. 16 at MTL. **2005.06:** Set a Panthers franchise record with his 107th career win, Apr. 13 at OTT...Turned away 27 shots for his 25th career shutout, Oct. 7 vs TB. **2004.05:** Represented Team Canada at the World Championships and World Cup. **2003.04:** Set NHL records for saves (2,303) and shots against (2,475)...Recorded new career highs and franchise records for games played (72), minutes played (4,252), shutouts (7), consecutive shutout minutes (182:37, Feb. 21-27), consecutive starts and games played by a goaltender (18 from Nov. 29-Jan. 10)...Ranked third among NHL goaltenders in save percentage (.931), third in minutes (4,252), fourth in games played (72) and fifth in shutouts (7)...Set career highs in wins (25), becoming only the second Panthers goaltender to record as many as 25 wins in a season (John Vanbiesbrouck)...Finished the season as the NHL's active shutout leader prior to turning 25 years old, with 23, topping Martin Brodeur's 22...Finalist for the Vezina Trophy and Lester B. Pearson Award...Posted franchise record seventh shutout of the season with 29 saves Mar. 2 at WSH in a 1-0 win. **2002.03:** Broke his own franchise record with a 14-51 scoreless streak, Jan. 20 vs MTL. **2000.01:** Tied for sixth in the NHL in save percentage and tied the second-best save percentage for a rookie in NHL history (Manny Fernandez, 1999.00)...Made 21 saves to earn his first win as a Panther Nov. 25, 2-1 vs TB in OT – the first victory by a rookie goalie in Panthers history...Became the first rookie in Panthers history to record a shutout with 0-0 tie (20 saves), Oct. 22 at MIN. **1999.00:** Stopped first career NHL penalty shot (Dan Kesa), Jan. 13 at TB...Made career-high 46 saves Dec. 19 in 5-3 win vs NJ. **1998.99:** Won Quebec League title with Acadie-Bathurst and led all QMJHL goaltenders in playoff games played (23), wins (16) and minutes (1,400), finishing 16-6 overall in the postseason through the Memorial Cup Finals. **1997.98:** Drafted first round, fourth overall in the 1997 NHL Entry Draft by the NYI, making him the highest drafted goaltender in League history...Won the QMJHL title with Val d'Or, appearing in 17 playoff games, posting a 14-3 record and a 2.18 GAA.

## INTERNATIONAL

Olympics: 2010 (gold), 2006

World Championships: 2005 (silver), 2004 (gold), 2003 (gold), 2001

World Cup: 2004 (gold)

World Junior Championships: 1999 (silver), 1998

## NHL MILESTONES

**100th NHL Win:** Jan. 27/06 vs NJ (4-0 W)

**300th NHL Win:** Mar. 5/11 at LA (3-1 W)

**100th NHL Game:** Dec. 31/01 vs ATL (4-3 W)

**600th NHL Game:** Mar. 9/10 at COL (6-4 W)

## LUONGO vs NHL

TEAM	GPI	MINS	GA	SOG	SO	W	L	T/OT	WIN%	GAA	SV%
Anaheim	19	1,031	50	518	2	8	8	2	.500	2.91	.903
Atlanta	26	1,409	65	751	1	11	11	2	.500	2.77	.913
Boston	25	1,427	57	799	4	11	10	3	.521	2.40	.929
Buffalo	16	963	32	509	1	8	6	2	.563	1.99	.937
Calgary	33	1,909	84	1,006	1	20	10	3	.652	2.64	.917
Carolina	27	1,532	66	858	1	10	13	4	.444	2.58	.923
Chicago	25	1,384	52	707	4	13	9	2	.583	2.25	.926
Colorado	33	1,942	93	945	2	13	15	5	.470	2.87	.902
Columbus	18	1,065	40	468	4	9	5	4	.611	2.25	.915
Dallas	20	1,168	39	600	2	13	4	2	.737	2.00	.935
Detroit	24	1,465	65	878	0	9	10	5	.479	2.66	.926
Edmonton	30	1,800	68	817	2	18	9	3	.650	2.27	.917
Florida	5	310	9	183	1	4	0	1	.900	1.74	.951
Los Angeles	22	1,319	50	596	2	12	8	2	.591	2.27	.916
Minnesota	33	1,867	90	867	3	14	14	5	.500	2.89	.896
Montreal	26	1,525	62	804	2	9	11	5	.460	2.44	.923
Nashville	24	1,373	50	656	2	10	10	3	.500	2.18	.924
NY Islanders	22	1,164	53	654	0	6	10	3	.395	2.73	.919
NY Rangers	20	1,149	51	653	2	7	10	2	.421	2.66	.922
New Jersey	20	1,142	54	652	3	7	13	0	.350	2.84	.917
Ottawa	20	1,083	55	658	0	8	11	1	.425	3.05	.916
Philadelphia	14	686	36	439	1	4	6	3	.423	3.15	.918
Phoenix	20	1,153	42	575	3	10	9	1	.525	2.19	.927
Pittsburgh	24	1,381	64	720	4	13	8	2	.609	2.78	.911
St. Louis	24	1,412	56	656	2	13	10	0	.565	2.38	.915
San Jose	20	1,168	54	627	0	7	10	3	.425	2.77	.914
Tampa Bay	28	1,645	67	875	3	13	12	2	.519	2.44	.923
Toronto	20	1,115	44	601	1	11	6	2	.632	2.37	.927
Vancouver	2	99	5	49	0	0	1	0	.000	3.03	.898
Washington	32	1,842	69	977	2	17	10	3	.617	2.25	.929
<b>Totals</b>	<b>672</b>	<b>38,527</b>	<b>1,622</b>	<b>20,098</b>	<b>55</b>	<b>308</b>	<b>269</b>	<b>75</b>	<b>.530</b>	<b>2.53</b>	<b>.919</b>

#27

# MANNY MALHOTRA

(MAN-ee mal-HOH-truh)

## CAREER STATS

**MOST GOALS IN A GAME** **2**

10 TIMES – LATEST MAR. 6/11 at ANA

**MOST ASSISTS IN A GAME** **3**

JAN. 29/04 vs NSH

**MOST POINTS IN A GAME** **3**

SEVEN TIMES – LATEST NOV. 6/10 vs DET: 2-1-3

**HAT TRICKS** **0**
**GAME-WINNING GOALS** **22**

LATEST MAR. 6/11 at ANA

**POWER PLAY GOALS** **12**

LATEST FEB. 15/11 at MIN

**SHORTHANDED GOALS** **3**

LATEST NOV. 6/10 vs DET

**OVERTIME POINTS** **1-2-3**
**SHOOTOUT RECORD** **1/3**

1 GDG

**PENALTY SHOT RECORD** **0/1**

JAN. 14/02 vs CBJ; no goal (Denis)



## REGULAR SEASON

## PLAYOFFS

## MALHOTRA vs NHL

SEASON	CLUB	LEA	GP	G	A	PTS	PIM	GP	G	A	PTS	PIM
1996-97	Guelph	OHL	61	16	28	44	26	18	7	7	14	11
1997-98	Guelph	OHL	57	16	35	51	29	12	7	6	13	8
1998-99	NY Rangers	NHL	73	8	8	16	13	–	–	–	–	–
1999-00	NY Rangers	NHL	27	0	0	0	4	–	–	–	–	–
	Hartford	AHL	12	1	5	6	2	23	1	2	3	10
	Guelph	OHL	5	2	2	4	4	6	0	2	2	4
2000-01	NY Rangers	NHL	50	4	8	12	31	–	–	–	–	–
	Hartford	AHL	28	5	6	11	69	5	0	0	0	0
2001-02	NY Rangers	NHL	56	7	6	13	42	–	–	–	–	–
	Dallas	NHL	16	1	0	1	5	–	–	–	–	–
2002-03	Dallas	NHL	59	3	7	10	42	5	1	0	1	0
2003-04	Dallas	NHL	9	0	0	0	4	–	–	–	–	–
	Columbus	NHL	56	12	13	25	24	–	–	–	–	–
2004-05	HV71 Jonkoping	SEL	20	5	2	7	16	–	–	–	–	–
2005-06	Columbus	NHL	58	10	21	31	41	–	–	–	–	–
2006-07	Columbus	NHL	82	9	16	25	76	–	–	–	–	–
2007-08	Columbus	NHL	71	11	18	29	34	–	–	–	–	–
2008-09	Columbus	NHL	77	11	24	35	28	4	0	0	0	0
2009-10	San Jose	NHL	71	14	19	33	41	15	1	0	1	0
2010-11	Vancouver	NHL	72	11	19	30	22	6	0	0	0	0
Vancouver Totals			72	11	19	30	22	6	0	0	0	0
NHL Totals			777	101	159	260	407	30	2	0	2	0

TEAM	GP	G	A	PTS	PIM
Anaheim	36	3	9	12	23
Atlanta	9	0	2	2	4
Boston	15	1	1	2	4
Buffalo	16	1	6	7	9
Calgary	35	9	7	16	23
Carolina	18	2	2	4	14
Chicago	49	6	8	14	46
Colorado	39	2	7	9	4
Columbus	12	0	2	2	4
Dallas	31	2	7	9	10
Detroit	42	8	6	14	22
Edmonton	34	3	7	10	6
Florida	17	1	0	1	19
Los Angeles	35	6	8	14	14
Minnesota	34	5	12	17	22
Montreal	19	3	1	4	2
Nashville	40	7	12	19	12
New Jersey	18	4	3	7	21
NY Islanders	24	5	4	9	27
NY Rangers	5	0	0	0	4
Ottawa	18	2	1	3	2
Philadelphia	18	6	5	11	6
Phoenix	36	2	8	10	48
Pittsburgh	20	1	3	4	2
St. Louis	48	9	11	20	10
San Jose	33	2	7	9	18
Tampa Bay	13	4	2	6	4
Toronto	15	2	2	4	4
Vancouver	27	4	8	12	14
Washington	21	1	8	9	9

**Totals** **777 101 159 260 407**

## NHL FIRSTS

**First Game:** Oct. 10/98 at MTL  
**First Goal:** Oct. 20/98 vs EDM  
**First Assist:** Nov. 10/98 at TB

## STREAKS

**Goals:** 3 games Twice (latest Mar. 16-19/08: 5 goals)  
**Assists:** 5 games Oct. 9-21/05: 5 assists  
**Points:** 7 games Jan. 9-21/09: 2-7-9

## ACQUIRED

Signed as a free agent by Vancouver on July 1, 2010.

## PERSONAL

Malhotra is married to Joann Nash, sister of NBA basketball star Steve Nash and former Vancouver Whitecaps player and current Sportsnet broadcaster of MLS Whitecaps games Martin Nash. He is the second player of South Asian descent to play in the NHL, following Robin Bawa. First sport he played was soccer at age four, before trying hockey three years later at the age of seven.

## CAREER HIGHLIGHTS

**2010.11:** Appeared in 72 games, recording 30 points (11-19-30) and 22 penalty minutes in his first season with the Canucks. Ranked second in the League and first on the Canucks in winning face-off percentage (61.7%). Missed 10 games due to an injury. Tied a career high for most goals in a game, which included the game-winner, Mar. 6 at ANA. Collected his 100th career goal, Mar. 6 at ANA. Collected 3 points (2-1-3), tying a career high for most points in a game, Nov. 6 vs DET. Tied a career high for most points in a game (2-1-3), Oct. 22 vs MIN. Recorded his first point as a Vancouver Canuck (0-1-1), Oct. 13 at ANA. Made his debut in a Canucks uniform, Oct. 9 vs LA. Named as an Alternate Captain prior to the season. Returned from injury to dress in six games in the Stanley Cup Final for the Canucks. Finished third among Canucks forwards in shorthanded time on ice per game, averaging 2:24. Was second on the Canucks in faceoff percentage, winning 52.1% of draws taken. **2009.10:** Finished second in NHL playoff face-off percentage with a 60.7% success rate. Finished first on the Sharks in face-off percentage (62.5%). Established a new career high in goals (14). Registered his career high 13th goal, Apr. 2 at MIN. Had 19 points (7-12-19) in final 28 games of the season. Named second star, registering two assists and finishing 12-for-12 in the face-off circle, becoming the first Shark to win 100% of his draws with 12-or-more in a game, Jan. 16 vs EDM. Scored two goals (first as a Shark), Oct. 25 at PHI. Recorded first point as a Shark, Oct. 24 at ATL (0-1-1). **2008.09:** Finished fifth on Columbus with 35 points (11-24-35) and sixth on the team in plus/minus (+9). Set career highs in assists (24) and shots on net (116). Helped Columbus to the franchise's first ever playoff appearance. **2007.08:** Led the team and ranked second in the NHL in face-off percentage (59.0%). Was fourth on the club in goals and sixth in points. Set career highs in time on ice average (16:27) and shots (112). Had seven points (5-2-7) during a four-game point streak from Mar. 16-22. Had a three-game goal scoring streak Mar. 16-19 **2006.07:** Led the team in face-off percentage (55.1%) and was fourth in game-winning goals (3). **2005.06:** Finished sixth in the NHL in face-off percentage (56.3%). Had five assists during a career-high five-game assist/point streak from Oct. 9-21. Had a three-game goal streak from March 24-28. Recorded the 100th point of his NHL career with a goal Mar. 17 vs VAN. **2004.05:** Had seven points and 16 penalty minutes in 20 games with HV71 Jönköping (Sweden). Added 27 points and 36 penalty minutes in 26 games with Olimpija Hertz Ljubljana (Slovenia). **2003.04:** Claimed off waivers by Columbus from Dallas on Nov. 21. Led Columbus in plus/minus rating among players with more than 30 games played. Made Blue Jackets debut Nov. 22 vs NYI. **2002.03:** Scored his first goal with Dallas on Nov. 12 at MTL. Made Stanley Cup Playoffs debut and had one point in five games. Registered his first playoff point (0-1-1) in Game 5 vs EDM. **2001.02:** Recorded his first career shorthanded goal on Dec. 29 at LA. Scored first multi-goal game of his career with a pair of tallies on Jan. 30 vs NYI. **2000.01:** Scored two game-winners with the Rangers. **1999.00:** Was captain of Team Canada at the World Junior Championships. Tallied two points and eight penalty minutes in seven games to help Canada win the bronze medal. **1998.99:** Tallied game-winning goal and garnered first NHL assist Nov. 10 at TB. Represented Team Canada at the World Junior Championships. **1997.98:** Helped Guelph to OHL's best record. Played in OHL All-Star Game. Led club to the OHL Playoff championship and a spot in the Memorial Cup Tournament. Named First Team All-Star during Memorial Cup.

## INTERNATIONAL

World Championship: 2002

World Junior Championship: 2000 (bronze), 1998

## NHL MILESTONES

**500th NHL Game:** Nov. 7/07 at CHI

**700th NHL Game:** Mar. 31/10 at DAL

**100th NHL Point:** Mar. 17/06 vs VAN

**200th NHL Point:** Oct. 25/09 at PHI

**100th NHL Goal:** Mar. 6/11 at ANA

**100th NHL Assist:** Dec. 1/08 vs VAN

## 2010.11 GAME BY GAME

Oct. 9	vs LA	0-0	2/0	16:34
Oct. 11	vs FLA	0-0	2/0	15:49
Oct. 13	@ ANA	0-1	4/1	16:53
Oct. 15	@ LA	0-0	0/-2	15:42
Oct. 17	vs CAR	0-1	2/1	13:05
Oct. 19	@ MIN	0-0	1/-1	15:58
Oct. 20	@ CHI	0-0	5/0	18:38
Oct. 22	vs MIN	2-1	3/3	15:45
Oct. 26	vs COL	0-0	1/0	16:44
Nov. 1	vs NJ	0-1	0/1	16:02
Nov. 2	@ EDM	0-1	0/1	17:24
Nov. 4	@ COL	0-0	2/0	17:16
Nov. 6	vs DET	2-1	6/1	17:07
Nov. 9	@ MTL	0-0	2/0	16:41
Nov. 11	@ OTT	0-0	1/0	15:56
Nov. 13	@ TOR	0-0	0/0	16:09
Nov. 15	@ BUF	0-0	2/-1	13:47
Nov. 17	@ PIT	0-0	2/0	16:11
Nov. 20	vs CHI	0-0	0/-2	17:08
Nov. 21	vs PHX	0-0	2/-2	15:37
Nov. 24	vs COL	0-1	1/1	17:29
Nov. 26	vs SJ	0-0	2/2	16:53
Dec. 1	@ CGY	0-1	0/1	15:14
Dec. 3	@ CHI	0-0	1/0	16:30
Dec. 5	vs STL	0-0	1/-1	18:02
Dec. 8	vs ANA	0-1	1/1	16:44
Dec. 11	vs TB	1-0	3/-1	18:01
Dec. 12	@ EDM	0-0	1/0	16:04
Dec. 15	vs CBJ	0-0	2/0	17:17
Dec. 18	vs TOR	0-0	1/1	17:10
Dec. 20	@ STL	0-0	2/0	16:41
Dec. 22	@ DET	0-0	1/-3	17:25
Dec. 23	@ CBJ	0-0	1/0	17:16
Dec. 26	vs EDM	0-1	3/1	15:58
Dec. 28	vs PHI	1-0	3/0	15:13
Dec. 31	@ DAL	0-1	1/1	18:06
Jan. 2	@ COL	0-0	1/-1	17:18
Jan. 3	@ SJ	0-0	0/-1	19:03
Jan. 5	vs CGY	0-0	1/1	17:33
Jan. 7	vs EDM	0-0	3/-1	15:16
Jan. 8	vs DET	0-0	1/0	18:03
Jan. 11	@ NYI	0-0	2/0	19:32
Jan. 13	@ NYR	0-0	1/0	14:58
Jan. 14	@ WSH	0-0	2/0	16:27
Jan. 16	@ MIN	0-0	1/0	16:27
Jan. 18	@ COL	0-0	0/0	16:31
Jan. 20	vs SJ	0-0	1/-1	14:32
Jan. 22	vs CGY	0-0	1/1	15:00
Jan. 24	vs DAL	0-0	2/0	15:14
Jan. 26	vs NSH	0-0	2/0	14:35
Feb. 1	@ DAL	0-0	1/0	16:39
Feb. 2	@ PHX	0-0	1/0	16:35
Feb. 4	CHI	0-0	0/-2	16:42
Feb. 7	vs OTT	0-0	2/0	17:13
Feb. 9	vs ANA	0-0	3/0	15:39
Feb. 12	vs CGY	0-2	1/0	14:42
Feb. 14	@ STL	0-0	1/1	16:18
Feb. 15	@ MIN	1-1	2/1	16:54
Feb. 17	@ NSH	0-0	5/-1	14:02
Feb. 19	vs DAL	0-1	2/2	15:09
Feb. 22	vs MTL	0-0	1/0	16:34
Feb. 24	vs STL	1-0 (W)	2/1	15:17
Feb. 26	vs BOS	1-0	2/1	13:51
Mar. 1	vs CBJ	0-0	0/0	15:30
Mar. 3	vs NSH	0-0	0/0	13:58
Mar. 5	@ LA	0-1	2/2	17:16
Mar. 6	@ ANA	2-0 (W)	2/2	17:39
Mar. 8	@ PHX	0-0	1/0	17:04
Mar. 10	@ SJ	0-1	2/0	17:33
Mar. 12	@ CGY	0-0	1/-1	14:55
Mar. 14	vs MIN	0-2	0/2	14:23
Mar. 16	vs COL	0-0	1/0	5:08
Mar. 18	vs PHX	INJ		
Mar. 23	@ DET	INJ		
Mar. 25	@ ATL	INJ		
Mar. 27	@ CBJ	INJ		
Mar. 29	@ NSH	INJ		
Mar. 31	vs LA	INJ		
Apr. 2	vs EDM	INJ		
Apr. 5	@ EDM	INJ		
Apr. 7	vs MIN	INJ		
Apr. 9	@ CGY	INJ		

#38

# VICTOR ORESKOVICH

(VIHK-tohr oh-rehs-KOH-vihch)

## CAREER STATS

**MOST GOALS IN A GAME** 1

TWICE – LATEST DEC. 23/09 at NYR

**MOST ASSISTS IN A GAME** 1

SEVEN TIMES – LATEST MAR. 31/11 vs LA

**MOST POINTS IN A GAME** 1

NINE TIMES – LATEST MAR. 31/11 vs LA

**HAT TRICKS** 0

**GAME-WINNING GOALS** 0

**POWER PLAY GOALS** 0

**SHORTHANDED GOALS** 0

**OVERTIME POINTS** 0-0-0

**SHOOTOUT RECORD** 0/0

0 GDG

**PENALTY SHOT RECORD** 0/0


## REGULAR SEASON

## PLAYOFFS

## ORESKOVICH vs NHL

SEASON	CLUB	LEA	GP	G	A	PTS	PIM	GP	G	A	PTS	PIM	TEAM	GP	G	A	PTS	PIM
2002.03	Milton	OPJHL	49	28	46	74	51	–	–	–	–	–	Boston	5	0	1	1	5
2003.04	Green Bay	USHL	58	11	26	37	33	–	–	–	–	–	Buffalo	2	0	0	0	4
2004.05	Notre Dame	NCAA	37	1	2	3	69	–	–	–	–	–	Calgary	1	0	0	0	0
2005.06	Notre Dame	NCAA	9	2	1	3	8	–	–	–	–	–	Carolina	4	0	0	0	4
	Kitchener	OHL	19	6	10	16	16	5	0	2	2	4	Colorado	1	0	0	0	0
2006.07	Kitchener	OHL	62	28	32	60	48	5	2	0	2	4	Columbus	2	0	0	0	2
2009.10	Florida	NHL	50	2	4	6	26	–	–	–	–	–	Dallas	1	0	0	0	0
	Rochester	AHL	34	6	9	15	18	6	0	0	0	10	Detroit	2	0	0	0	2
2010.11	Vancouver	NHL	16	0	3	3	8	19	0	0	0	12	Edmonton	2	0	0	0	2
	Manitoba	AHL	40	4	8	12	38	–	–	–	–	–	Los Angeles	2	1	1	2	0
VANCOUVER TOTALS			16	0	3	3	8	19	0	0	0	12	Minnesota	1	0	0	0	2
NHL TOTALS			66	2	7	9	34	19	0	0	0	12	Montreal	3	0	0	0	0
													Nashville	4	0	0	0	6
													New Jersey	3	0	0	0	0
													NY Islanders	3	0	0	0	0
													NY Rangers	3	1	0	1	5
													Ottawa	2	0	0	0	0
													Philadelphia	1	0	0	0	0
													Phoenix	2	0	0	0	2
													Pittsburgh	3	0	0	0	0
													St. Louis	3	0	1	1	0
													Tampa Bay	4	0	0	0	0
													Toronto	2	0	0	0	0
													Vancouver	1	0	0	0	0
													Washington	4	0	2	2	0
													Winnipeg	5	0	2	2	0
													Totals	66	2	7	9	34



## NHL FIRSTS

**First Game:** Oct. 31/09 at STL

**First Goal:** Nov. 16/09 vs LA

**First Assist:** Nov. 7/09 at WSH

## ACQUIRED

From Florida alongside Keith Ballard in exchange for Steve Bernier, Michael Grabner and a first round draft pick in 2010 (Quinton Howden), June 25, 2010.

## PERSONAL

Completed a degree in finance from the University of Notre Dame...Began playing the guitar at age 16...Lists Mario Lemieux as his favourite player growing up.

## CAREER HIGHLIGHTS

**2010.11:** Made his debut with the Canucks this season...Dressed in his first NHL playoff game, finishing the postseason with 32 hits in 19 games...Recorded three assists and 28 hits in 16 regular season games...Registered first point with Vancouver, an assist, Feb. 24/11 vs STL...Appeared in his first game with Vancouver, Feb. 12 vs CGY. **2009.10:** Completed his first NHL season...Recalled from Rochester (AHL) for final time on Mar. 29...Registered 15 points (6-9-15) with 18 PIM in 34 games with Rochester...Scored his first NHL career goal Nov. 16 vs LA...Netted his first NHL point and first point as a Panther (assist) Nov. 7 at WSH...Played 13:42 in his NHL debut Oct. 31 at STL, registering five hits and a +1 rating.

## 2010.11 GAME BY GAME

Oct. 9	vs LA	MIN		
Oct. 11	vs FLA	MIN		
Oct. 13	@ ANA	MIN		
Oct. 15	@ LA	MIN		
Oct. 17	vs CAR	MIN		
Oct. 19	@ MIN	MIN		
Oct. 20	@ CHI	MIN		
Oct. 22	vs MIN	MIN		
Oct. 26	vs COL	MIN		
Nov. 1	vs NJ	MIN		
Nov. 2	@ EDM	MIN		
Nov. 4	@ COL	MIN		
Nov. 6	vs DET	MIN		
Nov. 9	@ MTL	MIN		
Nov. 11	@ OTT	MIN		
Nov. 13	@ TOR	MIN		
Nov. 15	@ BUF	MIN		
Nov. 17	@ PIT	MIN		
Nov. 20	vs CHI	MIN		
Nov. 21	vs PHX	MIN		
Nov. 24	vs COL	MIN		
Nov. 26	vs SJ	MIN		
Dec. 1	@ CGY	MIN		
Dec. 3	@ CHI	MIN		
Dec. 5	vs STL	MIN		
Dec. 8	vs ANA	MIN		
Dec. 11	vs TB	MIN		
Dec. 12	@ EDM	MIN		
Dec. 15	vs CBJ	MIN		
Dec. 18	vs TOR	MIN		
Dec. 20	@ STL	MIN		
Dec. 22	@ DET	MIN		
Dec. 23	@ CBJ	MIN		
Dec. 26	vs EDM	MIN		
Dec. 28	vs PHI	MIN		
Dec. 31	@ DAL	MIN		
Jan. 2	@ COL	MIN		
Jan. 3	@ SJ	MIN		
Jan. 5	vs CGY	MIN		
Jan. 7	vs EDM	MIN		
Jan. 8	vs DET	MIN		
Jan. 11	@ NYI	MIN		
Jan. 13	@ NYR	MIN		
Jan. 14	@ WSH	MIN		
Jan. 16	@ MIN	MIN		
Jan. 18	@ COL	MIN		
Jan. 20	vs SJ	MIN		
Jan. 22	vs CGY	MIN		
Jan. 24	vs DAL	MIN		
Jan. 26	vs NSH	MIN		
Feb. 1	@ DAL	MIN		
Feb. 2	@ PHX	MIN		
Feb. 4	vs CHI	MIN		
Feb. 7	vs OTT	MIN		
Feb. 9	vs ANA	MIN		
Feb. 12	vs CGY	0-0	1/0	4:33
Feb. 14	@ STL	0-0	0/-1	5:34
Feb. 15	@ MIN	0-0	1/0	8:23
Feb. 17	@ NSH	0-0	2/0	6:40
Feb. 19	vs DAL	0-0	2/0	8:28
Feb. 22	vs MTL	0-0	2/0	5:39
Feb. 24	vs STL	0-1	1/0	4:21
Feb. 26	vs BOS	0-0	1/0	5:58
Mar. 1	vs CBJ	MIN		
Mar. 3	vs NSH	MIN		
Mar. 5	@ LA	MIN		
Mar. 6	@ ANA	MIN		
Mar. 8	@ PHX	0-0	0/0	8:42
Mar. 10	@ SJ	MIN		
Mar. 12	@ CGY	MIN		
Mar. 14	vs MIN	MIN		
Mar. 16	vs COL	MIN		
Mar. 18	vs PHX	0-0	1/0	6:48
Mar. 23	@ DET	0-0	3/0	8:13
Mar. 25	@ ATL	0-1	2/1	8:45
Mar. 27	@ CBJ	0-0	1/0	11:28
Mar. 29	@ NSH	0-0	1/0	9:55
Mar. 31	vs LA	0-1	0/1	9:11
Apr. 2	vs EDM	0-0	1/0	13:48
Apr. 5	@ EDM	MIN		
Apr. 7	vs MIN	MIN		
Apr. 9	@ CGY	MIN		

#21

# MASON RAYMOND

(MAY-son RAY-muhnd)

## CAREER STATS

**MOST GOALS IN A GAME** **3**

TWICE – LATEST DEC. 1/10 at CGY

**MOST ASSISTS IN A GAME** **3**

THREE TIMES – LATEST MAR. 27/11 at CBJ

**MOST POINTS IN A GAME** **4**

DEC. 1/10 at CGY: 3-1-4

**HAT TRICKS** **2**

LATEST DEC. 1/10 at CGY

**GAME-WINNING GOALS** **9**

LATEST APR. 7/11 vs MIN

**POWER PLAY GOALS** **15**

LATEST DEC. 1/10 at CGY

**SHORTHANDED GOALS** **1**

DEC. 1/10 at CGY

**OVERTIME POINTS** **1-0-1**
**SHOOTOUT RECORD** **4/14**

1 GDG

**PENALTY SHOT RECORD** **0/1**

JAN. 7/10 vs PHX, no goal (Bryzgalov)



## REGULAR SEASON

## PLAYOFFS

## RAYMOND vs NHL

SEASON	CLUB	LEA	GP	G	A	PTS	PIM	GP	G	A	PTS	PIM	TEAM	GP	G	A	PTS	PIM
2003.04	Camrose	AJHL	57	27	35	62	32	–	–	–	–	–	Anaheim	14	4	4	8	4
2004.05	Camrose	AJHL	55	41	41	82	80	15	8	12	20	–	Atlanta	4	2	0	2	0
2005.06	U. of Minn-Duluth	NCAA	40	11	17	28	30	–	–	–	–	–	Boston	3	1	0	1	2
2006.07	U. of Minn-Duluth	NCAA	39	14	32	46	45	–	–	–	–	–	Buffalo	3	0	2	2	0
	Manitoba	AHL	11	2	2	4	6	13	0	1	1	0	Calgary	19	8	7	15	16
2007.08	Vancouver	NHL	49	9	12	21	2	–	–	–	–	–	Carolina	3	2	1	3	0
	Manitoba	AHL	20	7	10	17	6	–	–	–	–	–	Chicago	14	0	2	2	4
2008.09	Vancouver	NHL	72	11	12	23	24	10	2	1	3	2	Colorado	21	5	10	15	8
2009.10	Vancouver	NHL	82	25	28	53	48	12	3	1	4	6	Columbus	11	1	5	6	6
2010.11	Vancouver	NHL	70	15	24	39	10	24	2	6	8	6	Dallas	14	4	4	8	2
													Detroit	15	3	5	8	8
													Edmonton	19	6	3	9	4
													Florida	4	1	1	2	0
													Los Angeles	15	3	1	4	0
													Minnesota	19	35	5	10	4
													Montreal	5	1	0	1	6
													Nashville	14	3	2	5	2
													New Jersey	4	0	1	1	0
													NY Islanders	4	0	2	2	4
													NY Rangers	4	0	2	2	2
													Ottawa	6	0	5	5	2
													Philadelphia	3	0	1	1	2
													Phoenix	14	2	2	4	2
													Pittsburgh	3	0	2	2	0
													St. Louis	11	3	2	5	4
													San Jose	15	1	4	5	2
													Tampa Bay	3	0	1	1	0
													Toronto	5	3	2	5	0
													Washington	4	2	0	2	0
													Totals	273	60	76	136	84

## NHL FIRSTS

**First Game:** Oct. 5/07 vs SJ  
**First Goal:** Dec. 12/07 at ANA  
**First Assist:** Oct. 5/07 vs SJ

## STREAKS

**Assists:** 3 Games Twice (latest Jan. 25-30/10: 3 assists)  
**Goals:** 3 Games Dec. 10-14/09: 3 goals  
**Points:** 5 Games Twice (latest Oct. 30 – Nov. 6/09: 4-2-6)

## HONOURS

Fred J. Hume Award (Canucks Unsung Hero): 2010  
 NHL YoungStars Sophomore Team: 2009  
 Mike Seiler Award (MVP), University of Minnesota-Duluth: 2007

## ACQUIRED

Vancouver's second round pick, 51st overall in the 2005 NHL Entry Draft.

## PERSONAL

Married to wife Megan in the summer of 2008...The number 9 he wore while playing for the Kodiaks was retired prior to the 2010-11 season in Camrose...First job was working on his family's ranch...During the winters growing up, his dad would build an ice rink on their farm so Mason could skate and develop his skills.

## CAREER HIGHLIGHTS

**2010-11:** Collected 39 points (15-24-39) and 10 penalty minutes in 70 games in his fourth season with the Canucks...Set a personal season high for best plus/minus (+8)...Ranked third on the team for most game-winning goals (5)...Missed 11 games due to injury...Collected three assists, tying a career high for most in a game, Mar. 27 at CBJ...Tied a career high for most assists in a game (3), Feb. 7/11 vs OTT...Established a career high for most points in a game (3-1-4) after recording his second career hat trick and an assist, Dec. 1 at CGY...Registered his 100th NHL point after a three-point effort (2-1-3), Oct. 17 vs CAR...Appeared in a career high 24 playoff games recording eight points (2-6-8)...Ranked fifth among Canucks forwards in average ice time during the playoffs (17:29)...Missed Game 7 of Stanley Cup Final due to back injury. **2009-10:** Set career highs for most games played (82), goals (25), assists (28), points (53), game-winning goals (4) and power play goals (8) in a season...Was one of six Canucks to reach the 20+ goal mark this season...Ranked third on the team in power play goals (8) and tied for fourth in game-winning goals (4)...Established a three-game, three points (1-2-3) scoring streak, Apr. 6-10...Posted five points (2-3-5) in three consecutive games, Jan. 25-30...Recorded his 13th assist of the season, setting a new career high, Jan. 2 at DAL...Registered first career hat trick, Dec. 27 at CGY...Surpassed his single season goal high after netting his 12th goal of the season, Dec. 14 vs LA...Went on a three-game scoring streak, recording five points 3-2-5, Dec. 10-14...Set a new career high for most points in a game with 3 (1-2-3), Nov. 28 vs EDM...Recorded five points (1-4-5) in three consecutive games, Nov. 12-20...Established a five-game scoring streak (4-2-6), Oct. 30-Nov. 6...Notched his first career game-winning goal, Oct. 7 vs MTL. **2008-09:** Made his playoff debut, recording three points (2-1-3) in 10 playoff games...Set career highs for most games played (72), goals (11), points (23) and power play goals (4) in a season...Registered two points (1-1-2) in two consecutive games, Mar. 17-19...Recorded two points (1-1-2) in the YoungStars game, Jan. 24...Tallied two points (1-1-2) in two straight games, Nov. 24-27...Had a four-game scoring streak, recording four points (2-2-4), Oct. 30-Nov. 4...Recorded six points (3-3-6) in five consecutive games, Oct. 16-25. **2007-08:** Ranked among the NHL's top 20 rookies in scoring before suffering a season-ending MCL sprain, Mar. 17 vs PHX...Named third star, scoring a goal in 14:22 of ice time, Mar. 6 vs NSH...Recorded two points (1-1-2), finished +1 and was named first star, Feb. 21 at NSH...Registered a goal and an assist, finishing +2 and was named second star, Dec. 30 vs ANA...Made his NHL debut with the Canucks, collecting his first NHL point (an assist) and finishing a +1, Oct. 5 vs SJ. **2006-07:** Made his professional debut on Mar. 23 vs Grand Rapids and scored his career first goal as a Manitoba Moose...Finished his sophomore year at the University of Minnesota-Duluth second overall in WCHA scoring with 46 points (14-32-46).

## INTERNATIONAL

World Championship: 2010

## NHL MILESTONES

**100th NHL Game:** Feb. 19/09 at OTT

**200th NHL Game:** Apr. 4/10 vs MIN

**100th NHL Point:** Oct. 17/10 vs CAR

## 2010-11 GAME BY GAME

Oct. 9	vs LA	0-0	5/0	18:26
Oct. 11	vs FLA	0-0	5/0	16:47
Oct. 13	@ ANA	0-0	3/0	16:18
Oct. 15	@ LA	0-0	2/0	16:39
Oct. 17	vs CAR	2-1 (W)	3/2	15:49
Oct. 19	@ MIN	0-0	3/0	17:46
Oct. 20	@ CHI	0-0	3/-1	16:50
Oct. 22	vs MIN	0-1	3/1	16:29
Oct. 26	vs COL	1-0 (W)	5/1	19:59
Nov. 1	vs NJ	0-1	0/1	15:38
Nov. 2	@ EDM	0-0	2/-1	17:42
Nov. 4	@ COL	0-1	5/-1	16:59
Nov. 6	vs DET	0-1	2/-1	18:23
Nov. 9	@ MTL	0-0	2/1	16:11
Nov. 11	@ OTT	0-1	3/0	17:11
Nov. 13	@ TOR	1-1 (W)	2/1	16:18
Nov. 15	@ BUF	0-0	1/0	19:36
Nov. 17	@ PIT	0-0	1/-2	17:29
Nov. 20	vs CHI	0-0	1/-1	11:38
Nov. 21	vs PHX	0-1	4/1	20:14
Nov. 24	vs COL	0-1	1/1	15:49
Nov. 26	vs SJ	0-0	3/1	14:34
Dec. 1	@ CGY	3-1	4/2	14:19
Dec. 3	@ CHI	0-0	1/0	17:00
Dec. 5	vs STL	INJ		
Dec. 8	vs ANA	0-1	2/0	14:44
Dec. 11	vs TB	INJ		
Dec. 12	@ EDM	INJ		
Dec. 15	vs CBJ	INJ		
Dec. 18	vs TOR	INJ		
Dec. 20	@ STL	INJ		
Dec. 22	@ DET	INJ		
Dec. 23	@ CBJ	INJ		
Dec. 26	vs EDM	INJ		
Dec. 28	vs PHI	INJ		
Dec. 31	@ DAL	DND		
Jan. 2	@ COL	1-0 (W)	3/1	9:17
Jan. 3	@ SJ	0-1	1/1	16:29
Jan. 5	vs CGY	0-1	1/1	16:03
Jan. 7	vs EDM	0-0	2/1	14:37
Jan. 8	vs DET	0-0	3/0	15:20
Jan. 11	@ NYI	0-0	5/-1	15:18
Jan. 13	@ NYR	0-0	5/0	17:12
Jan. 14	@ WSH	0-0	1/-1	17:41
Jan. 16	@ MIN	0-0	3/0	16:36
Jan. 18	@ COL	0-0	3/0	12:14
Jan. 20	vs SJ	0-0	2/0	16:10
Jan. 22	vs CGY	0-0	6/0	17:34
Jan. 24	vs DAL	1-1	3/2	14:47
Jan. 26	vs NSH	0-0	4/-1	17:44
Feb. 1	@ DAL	0-0	2/0	16:19
Feb. 2	@ PHX	1-1	3/4	16:36
Feb. 4	vs CHI	0-0	2/0	14:07
Feb. 7	vs OTT	0-3	3/2	16:08
Feb. 9	vs ANA	0-0	3/-3	16:45
Feb. 12	vs CGY	0-2	3/1	16:16
Feb. 14	@ STL	0-0	3/0	15:09
Feb. 15	@ MIN	0-1	1/1	13:34
Feb. 17	@ NSH	0-0	5/-1	17:07
Feb. 19	vs DAL	0-0	2/0	16:42
Feb. 22	vs MTL	0-0	2/-2	17:58
Feb. 24	vs STL	0-0	6/0	18:14
Feb. 26	vs BOS	0-0	3/-1	10:53
Mar. 1	vs CBJ	1-0	4/1	17:27
Mar. 3	vs NSH	0-0	2/-1	16:47
Mar. 5	@ LA	0-0	5/0	14:13
Mar. 6	@ ANA	0-0	0/0	8:23
Mar. 8	@ PHX	INJ		
Mar. 10	@ SJ	1-0	4/-1	11:34
Mar. 12	@ CGY	0-0	1/-1	14:12
Mar. 14	vs MIN	0-0	0/-1	14:22
Mar. 16	vs COL	0-0	5/0	12:27
Mar. 18	vs PHX	0-0	4/0	14:05
Mar. 23	@ DET	0-0	3/0	16:05
Mar. 25	@ ATL	1-0	2/0	16:55
Mar. 27	@ CBJ	0-3	2/1	15:15
Mar. 29	@ NSH	0-0	3/-1	17:01
Mar. 31	vs LA	0-0	0/1	15:07
Apr. 2	vs EDM	0-0	6/0	14:47
Apr. 5	@ EDM	0-0	2/0	14:58
Apr. 7	vs MIN	2-0 (W)	4/2	14:17
Apr. 9	@ CGY	0-0	2/1	16:23

#29

AARON  
ROME

(AIR-ruhn ROHM)

## CAREER STATS

**MOST GOALS IN A GAME** 1

TWICE – LATEST MAR. 29/11 at NSH

**MOST ASSISTS IN A GAME** 2

MAR. 3/10 at DET

**MOST POINTS IN A GAME** 2

MAR. 3/10 at DET: 0-2-2

**HAT TRICKS** 0**GAME-WINNING GOALS** 0**POWER PLAY GOALS** 0**SHORTHANDED GOALS** 0**OVERTIME POINTS** 0-0-0**SHOOTOUT RECORD** 0/0

0 GDG

**PENALTY SHOT RECORD** 0/0

## REGULAR SEASON

## PLAYOFFS

## ROME vs NHL

SEASON	CLUB	LEA	GP	G	A	PTS	PIM	GP	G	A	PTS	PIM	TEAM	GP	G	A	PTS	PIM
1998-99	Saskatoon	WHL	1	0	0	0	0	–	–	–	–	–	Anaheim	6	0	1	1	4
1999-00	Saskatoon	WHL	47	0	6	6	22	1	0	0	0	0	Atlanta	1	0	0	0	2
2000-01	Saskatoon	WHL	3	0	0	0	2	–	–	–	–	–	Boston	2	0	0	0	0
	Kootenay	WHL	53	2	8	10	43	11	1	3	4	6	Buffalo	2	0	0	0	2
2001-02	Kootenay	WHL	33	4	13	17	55	–	–	–	–	–	Calgary	8	0	1	1	6
	Swift Current	WHL	37	3	11	14	113	10	1	4	5	23	Carolina	1	0	0	0	0
2002-03	Swift Current	WHL	61	12	44	56	201	4	1	0	1	20	Chicago	11	0	0	0	11
2003-04	Swift Current	WHL	41	7	26	33	122	–	–	–	–	–	Colorado	6	0	2	2	0
	Moose Jaw	WHL	28	3	16	19	88	8	0	6	6	17	Columbus	6	0	0	0	2
2004-05	Cincinnati	AHL	75	2	14	16	130	–	–	–	–	–	Dallas	4	0	1	1	2
2005-06	Portland	AHL	64	5	19	24	87	18	1	4	5	33	Detroit	10	1	4	5	0
2006-07	Anaheim	NHL	1	0	0	0	0	1	0	0	0	0	Edmonton	10	0	0	0	6
	Portland	AHL	76	8	17	25	139	–	–	–	–	–	Florida	1	0	0	0	0
2007-08	Columbus	NHL	17	1	1	2	33	–	–	–	–	–	Los Angeles	5	0	1	1	4
	Portland	AHL	14	2	3	5	31	–	–	–	–	–	Minnesota	9	0	0	0	9
	Syracuse	AHL	41	3	21	24	126	–	–	–	–	–	Montreal	3	0	0	0	0
2008-09	Columbus	NHL	8	0	1	1	0	1	0	1	1	0	Nashville	7	1	0	1	7
	Syracuse	AHL	48	7	21	28	153	–	–	–	–	–	New Jersey	1	0	0	0	0
2009-10	Vancouver	NHL	49	0	4	4	24	1	0	0	0	0	NY Islanders	1	0	0	0	2
2010-11	Vancouver	NHL	56	1	4	5	53	14	1	0	1	37	NY Rangers	1	0	0	0	0
													Ottawa	4	0	0	0	21
VANCOUVER TOTALS			105	1	8	9	77	15	1	0	1	37	Phoenix	6	0	0	0	2
NHL TOTALS			131	2	10	12	110	17	1	1	2	37	St. Louis	10	0	0	0	21
													San Jose	6	0	0	0	7
													Tampa Bay	3	0	0	0	2
													Toronto	3	0	0	0	0
													Vancouver	2	0	0	0	0
													Washington	2	0	0	0	0
													Totals	131	2	10	12	110



## NHL FIRSTS

**First Game:** Jan. 2/07 at DET**First Goal:** Apr. 3/08 at DET**First Assist:** Mar. 16/08 vs DET

## ACQUIRED

Signed as a free agent by Vancouver on July 2, 2009.

## PERSONAL

Aaron and his wife Adrienne spend the off-season in Brandon, Manitoba, with son Grayson...He enjoys playing golf and boating...Aaron's greatest hockey memory is being part of the Anaheim Ducks Stanley Cup run and having his day with the Cup.

## CAREER HIGHLIGHTS

**2010.11:** Collected five points (1-4-5) and 53 penalty minutes in 56 games in his second season with the Canucks and fifth in the NHL...Set season career highs in games played (56), points (5) and penalty minutes (53)...Averaged 17:24 ice time per game...Missed eight games due to injury...Notched his first goal in a Canucks uniform, Mar. 29 at NSH...Played a season high of 23:33 and recorded an assist, Feb. 19 vs DAL...Appeared in his 100th career game, Jan. 13 at NYR...Recorded assists in two consecutive games, Nov. 4-6...Appeared in his first game of the season, Oct. 17 vs CAR...Appeared in a career high 14 playoff games this postseason...Notched his first NHL postseason goal, May 18 vs SJ...Ranked third among Canucks defencemen this playoffs in plus/minus with +3. **2009.10:** Played in one playoff game, finishing with an even plus/minus rating...Appeared in his first season with the Canucks, recording four points (0-4-4) and 24 penalty minutes in 49 games played...Set career highs for most games played (49), assists (4) and points (0-4-4) in a season...Logged an average of 15:30 ice time per game...Missed one game due to injury, Apr. 10...Recorded two assists, setting a career high for most assists and points in a game, Mar. 3 at DET...Missed four games due to injury, Jan. 9-16...Collected his first point as a Canuck (0-1-1), Oct. 30 at ANA. **2008.09:** Played eight regular season games with Columbus and one playoff game, recording an assist...Collected 28 points (7-21-28) and 153 penalty minutes in 48 games with Syracuse. **2007.08:** Played a career season-high 17 NHL games scoring his first NHL goal and assist...Combined for 55 games between Portland and Syracuse earning 29 points (5-24-29) and 157 penalty minutes. **2006.07:** Made his NHL regular season and playoff debut with Anaheim...Had 25 points (8-17-25) and 139 penalty minutes in 76 games with Portland.

## NHL MILESTONES

**100th NHL Game:** Jan. 13/11 at NYR

## 2010.11 GAME BY GAME

Oct. 9	vs LA	DND	
Oct. 11	vs FLA	DND	
Oct. 13	@ ANA	DND	
Oct. 15	@ LA	DND	
Oct. 17	vs CAR	0-0	15:15
Oct. 19	@ MIN	0-0	16:55
Oct. 20	@ CHI	0-0	17:04
Oct. 22	vs MIN	0-0	17:48
Oct. 26	vs COL	0-0	18:37
Nov. 1	vs NJ	0-0	18:52
Nov. 2	@ EDM	0-0	17:50
Nov. 4	@ COL	0-1	17:50
Nov. 6	vs DET	0-1	19:15
Nov. 9	@ MTL	0-0	16:45
Nov. 11	@ OTT	0-0	14:34
Nov. 13	@ TOR	0-0	19:20
Nov. 15	@ BUF	0-0	21:09
Nov. 17	@ PIT	DND	
Nov. 20	vs CHI	0-0	14:21
Nov. 21	vs PHX	0-0	10:30
Nov. 24	vs COL	DND	
Nov. 26	vs SJ	0-0	18:12
Dec. 1	@ CGY	DND	
Dec. 3	@ CHI	DND	
Dec. 5	vs STL	0-0	16:41
Dec. 8	vs ANA	0-0	14:11
Dec. 11	vs TB	0-0	13:36
Dec. 12	@ EDM	0-0	12:53
Dec. 15	vs CBJ	0-0	13:56
Dec. 18	vs TOR	DND	
Dec. 20	@ STL	0-0	15:42
Dec. 22	@ DET	0-0	15:46
Dec. 23	@ CBJ	DND	
Dec. 26	vs EDM	DND	
Dec. 28	vs PHI	DND	
Dec. 31	@ DAL	DND	
Jan. 2	@ COL	DND	
Jan. 3	@ SJ	0-0	14:26
Jan. 5	vs CGY	DND	
Jan. 7	vs EDM	DND	
Jan. 8	vs DET	DND	
Jan. 11	@ NYI	DND	
Jan. 13	@ NYR	0-0	14:02
Jan. 14	@ WSH	0-0	2:37
Jan. 16	@ MIN	INJ	
Jan. 18	@ COL	INJ	
Jan. 20	vs SJ	INJ	
Jan. 22	vs CGY	INJ	
Jan. 24	vs DAL	INJ	
Jan. 26	vs NSH	INJ	
Feb. 1	@ DAL	INJ	
Feb. 2	@ PHX	INJ	
Feb. 4	vs CHI	0-0	18:13
Feb. 7	vs OTT	0-0	15:20
Feb. 9	vs ANA	0-0	18:22
Feb. 12	vs CGY	0-1	19:33
Feb. 14	@ STL	0-0	17:55
Feb. 15	@ MIN	0-0	20:52
Feb. 17	@ NSH	0-0	21:45
Feb. 19	vs DAL	0-1	23:13
Feb. 22	vs MTL	0-0	14:50
Feb. 24	vs STL	0-0	16:41
Feb. 26	vs BOS	0-0	15:25
Mar. 1	vs CBJ	0-0	19:43
Mar. 3	vs NSH	0-0	17:37
Mar. 5	@ LA	0-0	18:27
Mar. 6	@ ANA	0-0	22:11
Mar. 8	@ PHX	0-0	21:15
Mar. 10	@ SJ	0-0	21:02
Mar. 12	@ CGY	0-0	20:45
Mar. 14	vs MIN	0-0	20:23
Mar. 16	vs COL	0-0	20:29
Mar. 18	vs PHX	0-0	18:35
Mar. 23	@ DET	0-0	16:25
Mar. 25	@ ATL	0-0	16:04
Mar. 27	@ CBJ	0-0	22:20
Mar. 29	@ NSH	1-0	22:24
Mar. 31	vs LA	0-0	18:39
Apr. 2	vs EDM	0-0	19:03
Apr. 5	@ EDM	0-0	21:20
Apr. 7	vs MIN	0-0	17:25
Apr. 9	@ CGY	0-0	10:39

#6

SAMI  
SALO

(SA-mee SA-loh)

## CAREER STATS

MOST GOALS IN A GAME 3

MAR. 30/99 at PIT

MOST ASSISTS IN A GAME 3

THREE TIMES – LATEST MAR. 6/08 vs NSH

MOST POINTS IN A GAME 3

SIX TIMES – LATEST MAR. 6/08 vs NSH: 0-3-3

HAT TRICKS 1

MAR. 30/99 at PIT

GAME-WINNING GOALS 21

LATEST APR. 4/10 vs MIN

POWER PLAY GOALS 48

LATEST MAR. 10/11 at SJ

SHORTHANDED GOALS 1

DEC. 18/01 at CAR

OVERTIME POINTS 6-8-14

SHOOTOUT RECORD 0/1

0 GDG

PENALTY SHOT RECORD 0/0



## REGULAR SEASON

## PLAYOFFS

## SALO vs NHL

SEASON	CLUB	LEA	GP	G	A	PTS	PIM	GP	G	A	PTS	PIM
1994.95	TPS Turku	Finland	7	1	2	3	6	1	0	0	0	0
1995.96	TPS Turku	Finland	47	7	14	21	32	11	1	3	4	8
1996.97	TPS Turku	Finland	48	9	6	15	10	10	2	3	5	4
	TPS Turku	EuroHL	6	0	2	2	6	2	0	0	0	2
1997.98	Jokerit Helsinki	Finland	35	3	5	8	24	8	0	1	1	2
	Jokerit Helsinki	EuroHL	6	1	1	2	2	–	–	–	–	–
1998.99	Ottawa	NHL	61	7	12	19	24	4	0	0	0	0
	Detroit	IHL	5	0	2	2	0	–	–	–	–	–
1999.00	Ottawa	NHL	37	6	8	14	2	6	1	1	2	0
2000.01	Ottawa	NHL	31	2	16	18	10	4	0	0	0	0
2001.02	Ottawa	NHL	66	4	14	18	14	12	2	1	3	4
2002.03	Vancouver	NHL	79	9	21	30	10	12	1	3	4	0
2003.04	Vancouver	NHL	74	7	19	26	22	7	1	2	3	2
2004.05	Frolunda	Sweden	41	6	8	14	18	14	1	6	7	2
2005.06	Vancouver	NHL	59	10	23	33	38	–	–	–	–	–
2006.07	Vancouver	NHL	67	14	23	37	26	10	0	1	1	4
2007.08	Vancouver	NHL	63	8	17	25	38	–	–	–	–	–
2008.09	Vancouver	NHL	60	5	20	25	26	7	3	4	7	2
2009.10	Vancouver	NHL	68	9	19	28	18	12	1	5	6	2
2010.11	Vancouver	NHL	27	3	4	7	14	21	3	2	5	2
	Manitoba	AHL	3	2	0	2	2					

## VANCOUVER TOTALS

NHL TOTALS

497 65 146 211 192  
692 84 196 280 242

TEAM	GP	G	A	PTS	PIM
Anaheim	27	3	5	8	14
Atlanta	14	0	9	9	8
Boston	23	2	2	4	8
Buffalo	14	1	5	6	2
Calgary	43	9	10	19	16
Carolina	15	2	5	7	2
Chicago	24	2	9	11	4
Colorado	46	4	13	17	18
Columbus	28	8	13	21	10
Dallas	29	1	6	7	18
Detroit	30	5	7	12	10
Edmonton	36	5	9	14	22
Florida	15	1	4	5	0
Los Angeles	28	2	9	11	4
Minnesota	43	6	10	16	16
Montreal	23	1	5	6	2
Nashville	29	5	8	13	6
New Jersey	14	1	1	2	6
NY Islanders	15	2	3	5	8
NY Rangers	15	0	7	7	4
Ottawa	8	1	7	8	2
Philadelphia	16	1	4	5	2
Phoenix	33	4	12	16	14
Pittsburgh	15	4	5	9	4
St. Louis	30	2	7	9	14
San Jose	23	1	5	6	2
Tampa Bay	16	4	4	8	6
Toronto	20	5	4	9	12
Vancouver	5	1	2	3	0
Washington	15	1	6	7	8

Totals 692 84 196 280 242

## NHL FIRSTS

**First Game:** Oct. 10/98 at COL  
**First Goal:** Jan. 21/99 at BOS  
**First Assist:** Nov. 23/98 vs VAN

## STREAKS

**Goals:** 3 games Mar. 6-11/00: 3 goals  
**Assists:** 4 games Four times (latest Feb. 5-10/08: 4 assists)  
**Points:** 5 games Mar. 2-10/99: 1-4-5

## HONOURS

NHL All-Rookie Team: 1999

## ACQUIRED

Acquired by Vancouver from Ottawa in exchange for Peter Schaefer on Sept. 21, 2002.

## PERSONAL

Sami and his wife Johanna have two daughters named Julia and Peppi, and a son named Oliver...Salo has spent time coaching Oliver on his hockey team...Says his greatest hockey memories are playing in the Olympics and his first NHL game...Growing up his boyhood idol was Jari Kurri.

## CAREER HIGHLIGHTS

**2010.11:** Collected seven points (3-4-7) and 14 penalty minutes in 27 games played...Has appeared in 497 games as a member of the Canucks, ranking 19th in franchise history for most games played...Ranks seventh in club history as the top scoring defenceman with 211 points (65-146-211) in a Vancouver uniform...Has collected six overtime goals, ranking tied for third in franchise history...Missed 52 games due to injury...Set a franchise record for the fastest two goals to be scored by a single player in the postseason (16 seconds apart), May 22 at SJ...Registered an average of 19:13 in time on ice per game during his 10th NHL postseason.  
**2009.10:** Averaged 20:40 ice time per game...Finished the season as the seventh highest scoring (1-4) defenceman in franchise history and with the seventh most games played (470) by a Canucks defenceman in club history...With 17 career game-winning goals, Salo ranks second among defencemen and tied for 15th among all skaters in franchise history...Notched his sixth career OT-winning goal, now tied for fifth in League history for most overtime goals scored by a defenceman, Apr. 4 vs MIN...Notched the game-winning goal, Mar. 3 at DET...Member of bronze medal-winning Team Finland, 2010 Olympic Winter Games, recording 1-1-2 in six GP...Missed four games due to a groin injury, Jan. 23-30...Established a three-game, four point (1-3-4) scoring streak, Jan. 13-20...Missed one game due to an eye injury, Jan. 9...Recorded the game-winning goal, Dec. 14 vs LA...Missed seven games due to a knee injury, Oct. 16-27...Collected his first point of the season (0-1-1), Oct. 7 vs MTL...Appeared in his 600th career game, Oct. 5 vs CBJ.  
**2008.09:** Recorded seven points (3-4-7) in seven playoff games, finishing second in playoff scoring among Canucks defencemen and tied for 16th among NHL defencemen...Notched two game-winning goals in the 2009 playoffs...Recorded two points (1-1-2) in two games, Jan. 28-31...Played in his 400th career game, Apr. 7 vs CGY...Registered three points (1-2-3), including one game-winning goal in consecutive games, Nov. 19-24...Went on a three-game scoring streak, tallying three assists in three games, Oct. 30-Nov. 2...Recorded a total of three assists in three consecutive games, Oct. 11-16.  
**2007.08:** Tallied three assists, a single-game season high and was named second star, Mar. 6 vs NSH...Scored a goal, finished +2 and had a team-high 26:40 TOI, Feb. 16 vs EDM...Scored his first goal of the season on the power play and led the team in TOI (24:37) and shots (5), Dec. 27 vs CGY.  
**2006.07:** Set career highs for goals (14) and points (37)...Named second star after scoring the game-winner and one assist, Mar. 27 at COL...Assisted on the OT game-winner, Feb. 20 at ANA...Scored a goal and an assist, including the OT game-winner, and was named first star, Feb. 14 at MIN...Scored the game-winning OT goal, had one assist and was named first star, Oct. 20 at STL.  
**2005.06:** Set career highs in goals (10), assists (23) and points (33) in only 59 games...Had three points (2-1-3), including the game-tying goal at 19:30 of the third period and was named first star, Jan. 7 vs CGY...Scored his seventh goal and had five shots on net, Dec. 31 at MIN...Scored two goals, including the game-winner and was named second star, Nov. 20 at ANA.  
**2003.04:** Extended his assist streak to four games (0-5-5), notching his 11th of the season, Jan. 27 vs CHI...Scored the game-winning goal in OT, recorded a +2 and was named third star, Nov. 20 vs CHI.  
**2002.03:** Set new career highs in goals, assists and points (9-21-30), recording 10 PIMs and a +10...Scored his eighth goal of the season, the game-winner, establishing a new career-high in goals, Mar. 11 vs NYL...Scored his sixth goal, establishing a point streak of four games (2-2-4), and was named third star of the game, Jan. 19 at DET...Recorded three assists and was named second star, Jan. 8 vs OTT.  
**2001.02:** Scored his first career shorthanded goal, Dec. 18 at CAR...Recorded two points (2-1-3) in 12 playoff games.  
**2000.01:** Set career high in assists (16)...Set career high with three assists and tied career best for points in a game (3), Mar. 14 at ATL.  
**1999.00:** Scored Ottawa's first goal of series against TOR on Apr. 15 and added first playoff assist, Feb. 24.  
**1998.99:** Recorded first career hat trick against PIT, Mar. 30.

## INTERNATIONAL

Olympics: 2006 (silver), 2002  
 World Championships: 2004, 2001 (silver)  
 World Cup: 2004 (silver)

## NHL MILESTONES

**100th NHL Game:** Oct. 14/00 at TOR  
**600th NHL Game:** Oct. 5/09 vs CBJ

**100th NHL Point:** Nov. 11/06 vs CGY

**200th NHL Point:** Jan. 15/08 at CBJ

**100th NHL Assist:** Nov. 7/05 at CGY

## 2010.11 GAME BY GAME

Oct. 9	vs LA	INJ		
Oct. 11	vs FLA	INJ		
Oct. 13	@ ANA	INJ		
Oct. 15	@ LA	INJ		
Oct. 17	vs CAR	INJ		
Oct. 19	@ MIN	INJ		
Oct. 20	@ CHI	INJ		
Oct. 22	vs MIN	INJ		
Oct. 26	vs COL	INJ		
Nov. 1	vs NJ	INJ		
Nov. 2	@ EDM	INJ		
Nov. 4	@ COL	INJ		
Nov. 6	vs DET	INJ		
Nov. 9	@ MTL	INJ		
Nov. 11	@ OTT	INJ		
Nov. 13	@ TOR	INJ		
Nov. 15	@ BUF	INJ		
Nov. 17	@ PIT	INJ		
Nov. 20	vs CHI	INJ		
Nov. 21	vs PHX	INJ		
Nov. 24	vs COL	INJ		
Nov. 26	vs SJ	INJ		
Dec. 1	@ CGY	INJ		
Dec. 3	@ CHI	INJ		
Dec. 5	vs STL	INJ		
Dec. 8	vs ANA	INJ		
Dec. 11	vs TB	INJ		
Dec. 12	@ EDM	INJ		
Dec. 15	vs CBJ	INJ		
Dec. 18	vs TOR	INJ		
Dec. 20	@ STL	INJ		
Dec. 22	@ DET	INJ		
Dec. 23	@ CBJ	INJ		
Dec. 26	vs EDM	INJ		
Dec. 28	vs PHI	INJ		
Dec. 31	@ DAL	INJ		
Jan. 2	@ COL	INJ		
Jan. 3	@ SJ	INJ		
Jan. 5	vs CGY	INJ		
Jan. 7	vs EDM	INJ		
Jan. 8	vs DET	INJ		
Jan. 11	@ NYI	INJ		
Jan. 13	@ NYR	INJ		
Jan. 14	@ WSH	INJ		
Jan. 16	@ MIN	INJ		
Jan. 18	@ COL	INJ		
Jan. 20	vs SJ	INJ		
Jan. 22	vs CGY	INJ		
Jan. 24	vs DAL	INJ		
Jan. 26	vs NSH	INJ		
Feb. 1	@ DAL	INJ		
Feb. 2	@ PHX	INJ		
Feb. 4	vs CHI	MIN		
Feb. 7	vs OTT	MIN		
Feb. 9	vs ANA	MIN		
Feb. 12	vs CGY	0-0	1/0	16:34
Feb. 14	@ STL	0-1	0/1	18:02
Feb. 15	@ MIN	0-1	0/1	21:28
Feb. 17	@ NSH	0-0	1/1	19:03
Feb. 19	vs DAL	0-0	0/0	20:01
Feb. 22	vs MTL	0-0	3/1	20:34
Feb. 24	vs STL	1-0	2/1	22:24
Feb. 26	vs BOS	0-0	5/-3	23:16
Mar. 1	vs CBJ	0-1	3/-1	25:53
Mar. 3	vs NSH	0-0	2/-1	22:23
Mar. 5	@ LA	0-0	2/1	21:54
Mar. 6	@ ANA	0-0	0/0	21:24
Mar. 8	@ PHX	1-0	3/-1	21:21
Mar. 10	@ SJ	1-0	1/1	22:57
Mar. 12	@ CGY	0-0	0/-1	20:12
Mar. 14	vs MIN	0-0	0/0	6:20
Mar. 16	vs COL	0-0	0/0	20:11
Mar. 18	vs PHX	0-0	3/0	23:08
Mar. 23	@ DET	0-0	2/0	20:42
Mar. 25	@ ATL	0-0	0/-1	21:53
Mar. 27	@ CBJ	0-0	1/-1	22:40
Mar. 29	@ NSH	0-0	1/1	23:43
Mar. 31	vs LA	0-1	2/-1	22:45
Apr. 2	vs EDM	0-0	0/-1	18:42
Apr. 5	@ EDM	0-0	1/0	17:37
Apr. 7	vs MIN	0-0	3/2	19:00
Apr. 9	@ CGY	0-0	2/0	15:28

#26

# MIKAEL SAMUELSSON

(MIH-kigh-ehl SAM-yuhl-suhn)

## CAREER STATS

**MOST GOALS IN A GAME** **3**

MAR. 9/10 at COL

**MOST ASSISTS IN A GAME** **3**

APR. 7/07 vs CHI

**MOST POINTS IN A GAME** **5**

APR. 7/07 vs CHI: 2-3-5

**HAT TRICKS** **1**

MAR. 9/10 at COL

**GAME-WINNING GOALS** **17**

LATEST FEB. 12/11 vs CGY

**POWER PLAY GOALS** **38**

LATEST FEB. 22/11 vs MTL

**SHORTHANDED GOALS** **3**

LATEST JAN. 19/03 vs PHI

**OVERTIME POINTS** **1-1-2**
**SHOOTOUT RECORD** **1/8**

1 GDG

**PENALTY SHOT RECORD** **0/0**


## REGULAR SEASON

## PLAYOFFS

## SAMUELSSON vs NHL

SEASON	CLUB	LEA	GP	G	A	PTS	PIM	GP	G	A	PTS	PIM
1996-97	Sodertalje SK	SWE	29	3	2	5	10	10	0	0	0	4
1997-98	Sodertalje SK	SWE	41	11	9	20	66	-	-	-	-	-
1998-99	Vastra Frolunda	SWE	27	0	5	5	10	-	-	-	-	-
1999-00	Brynas IF Gavle	SWE	40	4	3	7	76	-	-	-	-	-
2000-01	San Jose	NHL	4	0	0	0	0	-	-	-	-	-
	Kentucky	AHL	66	32	46	78	58	3	1	0	1	0
2001-02	NY Rangers	NHL	67	6	10	16	23	-	-	-	-	-
	Hartford	AHL	8	3	6	9	12	-	-	-	-	-
2002-03	NY Rangers	NHL	58	8	14	22	32	-	-	-	-	-
	Pittsburgh	NHL	22	2	0	2	8	-	-	-	-	-
2003-04	Florida	NHL	37	3	6	9	35	-	-	-	-	-
2004-05	Servette Geneva	Swiss	12	2	4	6	14	-	-	-	-	-
	Sodertalje SK	SWE	29	7	13	20	45	10	3	3	6	24
2005-06	Detroit	NHL	71	23	22	45	42	6	0	1	1	6
	Rapperswil-Jona	Swiss	1	0	0	0	0	-	-	-	-	-
2006-07	Detroit	NHL	53	14	20	34	28	18	3	8	11	14
2007-08	Detroit	NHL	73	11	29	40	26	22	5	8	13	8
2008-09	Detroit	NHL	81	19	21	40	50	23	5	5	10	6
2009-10	Vancouver	NHL	74	30	23	53	64	12	8	7	15	16
2010-11	Vancouver	NHL	75	18	32	50	36	11	1	2	3	8
VANCOUVER TOTALS			149	48	55	103	100	23	9	9	18	24
NHL TOTALS			615	134	177	311	344	92	22	31	53	58

TEAM	GP	G	A	PTS	PIM
Anaheim	21	2	6	8	20
Atlanta	16	1	4	5	14
Boston	11	0	2	2	4
Buffalo	12	3	5	8	6
Calgary	32	8	11	19	14
Carolina	17	2	3	5	12
Chicago	32	12	13	25	18
Colorado	32	10	13	23	12
Columbus	37	8	14	22	28
Dallas	25	4	7	11	10
Detroit	10	3	1	4	6
Edmonton	28	8	6	14	8
Florida	10	0	5	5	6
Los Angeles	25	8	9	17	16
Minnesota	28	7	8	15	12
Montreal	14	4	3	7	8
Nashville	37	5	7	12	12
New Jersey	17	2	3	5	10
NY Islanders	14	2	4	6	8
NY Rangers	8	3	2	5	2
Ottawa	14	4	4	8	8
Philadelphia	16	1	2	3	6
Phoenix	23	8	5	13	8
Pittsburgh	16	1	5	6	4
St. Louis	37	9	12	21	29
San Jose	21	8	3	11	18
Tampa Bay	15	2	6	8	15
Toronto	16	5	3	8	6
Vancouver	18	4	7	11	16
Washington	13	0	2	2	8

**Totals**    **615 134 177 311 344**



## NHL FIRSTS

**First Game:** Jan. 3/01 vs CGY  
**First Goal:** Nov. 20/01 vs COL (2 goals)  
**First Assist:** Nov. 11/01 vs MTL

## STREAKS

**Goals:** 6 games Mar. 3-13/10: 9 goals  
**Assists:** 5 games Twice (latest Mar. 6-14/11: 6 assists)  
**Points:** 7 games Three times (latest Mar. 3-14/10: 9-4-13)

## HONOURS

Stanley Cup Championship: 2008 (Detroit)

## ACQUIRED

Signed as a free agent by Vancouver on July 3, 2009.

## PERSONAL

Is one of 24 members of the exclusive "Triple Gold Club", winning a gold medal at both the 2006 Winter Olympics and World Championships, in addition to winning the Stanley Cup in 2008. Mikael spent his day with the Stanley Cup in his hometown of Mariefred, Sweden with family and friends, where the town held a civic reception in his honour and more than 3,000 people crowded the town square to greet him.

## CAREER HIGHLIGHTS

**2010.11:** Appeared in 75 games recording 50 points (18-32-50) in his second season with the Canucks and 10th NHL season...Set a season career high for assists (32)...Tied for fourth on the team in scoring (18-32-50)...Averaged 16:37 ice time per game...Missed seven games due to injury...Dressed in his 600th career game, Feb. 22 vs MTL...Collected his 300th career point, Feb. 12 vs CGY...Collected 12 points (6-6-12) in six consecutive games, including two game-winning goals, Feb. 1-12...Made his fifth Stanley Cup Playoffs appearance, registering three points (1-2-3) in 11 games...Missed 14 playoff games due to injury. **2009.10:** Led all Canucks in playoff scoring...Tied a franchise record for most goals scored in a playoff series (7) versus the LA Kings...Established career highs in goals (30) and points (30-23-53)...Finished the season with 30 goals for the first time in his career...Ranked tied for 19th in the League and second on the team for most goals (30)...Established a seven-game, 13 point (9-4-13) scoring streak, Mar. 3-16...Tied for the League's second longest goal-scoring streak this season with nine in six games played, Mar. 3-13...Named NHL's second star of week, Mar. 8-14 after collecting 10 points (6-4-10)...Scored first career hat trick, Mar. 10 at COL...Set a new career high for most goals, scoring his 24th, Mar. 7 at NSH...Scored three points (2-1-3) in three consecutive games, Feb. 11-14...Had a three-game scoring streak (2-1-3), Jan. 23-27...Established a seven-game, seven point (5-2-7) scoring streak, Dec. 27-Jan. 9...Collected three points (1-2-3) in three consecutive games, Oct. 25-29...Posted a five-game, six point (3-3-6) scoring streak, Oct. 5-17...Recorded first point (1-0-1) as a Canuck, Oct. 1 at CGY. **2008.09:** Reached the Stanley Cup Finals with Detroit recording 10 points (5-5-10) in 23 playoff games...Recorded 40 points (19-21-40), including seven power play goals and 50 penalty minutes in the regular season...Played a career high 81 games...Finished third in team shots with 257. **2007.08:** Won the Stanley Cup, recording 13 points (5-8-13) in 22 postseason games...His 13 playoff points and five goals, including three in the finals set new career highs...Appeared in a career high 73 games...Finished season with 40 points (11-29-40) and had a career high 29 assists. **2006.07:** Made 18 playoff appearances...Established a career high for goals (3), assists (8) and points (11) in a single postseason...Set a new career high for points in a playoff series with six (0-6-6) vs ANA in the Conference Final...Tallied a playoff career-high three assists in Game 6 at Anaheim...Set a single game career points and assists high (2-3-5) Apr. 7/07 vs CHI. **2005.06:** Made his Stanley Cup Playoff debut playing all six games, recording one assist...In his first season with Detroit, set career highs in games (71), points (45), goals (23) and assists (22)...Tallied a career high four points (2-2-4) Nov. 23 vs COL...Scored first goal with Detroit in his first game on Oct. 5 vs STL. **2004.05:** Split time between Geneva in the Swiss League and Sodertalje SK in the Swedish Elite League...In 12 games with Geneva, scored (2-4-6) points and (7-13-20) points in 29 games with Sodertalje SK. **2003.04:** Acquired by Florida from Pittsburgh along with Pittsburgh's first and second round selections in the 2003 NHL Entry Draft, in exchange for Florida's first and third round selections in 2003. **2002.03:** Split the season between Pittsburgh and the New York Rangers, recording 24 points (10-14-24) with 40 penalty minutes...Scored his first goal/point as a Penguin Feb. 15/03 at NJ...Traded to Pittsburgh from New York Rangers along with Joel Bouchard, Rico Fata and Richard Litner on Feb. 10/03, in exchange for Alexei Kovalev, Dan LaCouture, Janne Laukkanen and Mike Wilson. **2001.02:** Tied for 21st among all NHL rookies with 16 points and tied for first with two shorthanded goals...Tallied his first two NHL goals Nov. 20/01 vs COL (Patrick Roy)...Made his Rangers debut Feb. 6/00 vs MIN...Traded to the Rangers from San Jose, along with Christian Gosselin, in exchange for Adam Graves on Jun. 24/01. **2000.01:** Made his NHL debut with San Jose, playing four games.

## INTERNATIONAL

Olympics: 2006 (gold)  
 World Championships: 2006 (gold), 2005

## NHL MILESTONES

**100th NHL Game:** Dec. 5/02 at PHI   **100th NHL Point:** Nov. 4/06 vs CBJ  
**600th NHL Game:** Feb. 22/11 vs MTL   **300th NHL Point:** Feb. 12/11 vs CGY

**100th NHL Goal:** Jan. 7/10 vs PHX   **100th NHL Assist:** Mar. 15/08 vs NSH

## 2010.11 GAME BY GAME

Oct. 9	vs LA	0-0	4/0	19:14
Oct. 11	vs FLA	0-2	5/1	18:21
Oct. 13	@ ANA	0-0	3/-1	18:13
Oct. 15	@ LA	0-0	4/-1	16:51
Oct. 17	vs CAR	1-2	3/1	12:11
Oct. 19	@ MIN	0-1	2/-1	17:57
Oct. 20	@ CHI	0-0	5/-1	16:50
Oct. 22	vs MIN	0-0	2/1	16:00
Oct. 26	vs COL	0-0	1/-1	18:34
Nov. 1	vs NJ	0-1	1/1	13:20
Nov. 2	@ EDM	0-0	2/-1	17:34
Nov. 4	@ COL	0-0	2/0	18:12
Nov. 6	vs DET	1-0	3/1	17:36
Nov. 9	@ MTL	0-0	3/-1	17:47
Nov. 11	@ OTT	0-1	5/1	17:55
Nov. 13	@ TOR	0-2	1/2	14:58
Nov. 15	@ BUF	1-0	5/0	18:43
Nov. 17	@ PIT	0-0	3/-2	19:36
Nov. 20	vs CHI	1-0	6/-3	15:22
Nov. 21	vs PHX	0-0	3/0	18:07
Nov. 24	vs COL	0-1	2/1	13:30
Nov. 26	vs SJ	2-0	4/3	18:09
Dec. 1	@ CGY	0-1	1/0	16:34
Dec. 3	@ CHI	0-0	0/0	13:50
Dec. 5	vs STL	0-0	2/-1	16:06
Dec. 8	vs ANA	INJ		
Dec. 11	vs TB	0-1	1/0	18:57
Dec. 12	@ EDM	0-0	5/1	18:39
Dec. 15	vs CBJ	0-1	3/2	19:16
Dec. 18	vs TOR	0-0	3/0	15:37
Dec. 20	@ STL	0-2	3/1	15:06
Dec. 22	@ DET	1-0	4/0	15:14
Dec. 23	@ CBJ	0-1	1/0	15:20
Dec. 26	vs EDM	1-0	3/1	14:42
Dec. 28	vs PHI	0-0	4/0	14:26
Dec. 31	@ DAL	0-0	0/0	17:02
Jan. 2	@ COL	0-0	5/0	14:51
Jan. 3	@ SJ	0-0	1/-1	16:05
Jan. 5	vs CGY	0-0	1/1	15:09
Jan. 7	vs EDM	0-0	4/-1	15:35
Jan. 8	vs DET	0-0	2/0	15:28
Jan. 11	@ NYI	0-1	2/2	18:57
Jan. 13	@ NYR	0-0	5/0	15:42
Jan. 14	@ WSH	0-0	0/0	10:56
Jan. 16	@ MIN	0-0	1/0	14:52
Jan. 18	@ COL	0-0	2/1	14:08
Jan. 20	vs SJ	0-0	3/0	17:24
Jan. 22	vs CGY	0-0	3/0	18:09
Jan. 24	vs DAL	1-1	5/2	14:27
Jan. 26	vs NSH	0-0	5/-1	16:58
Feb. 1	@ DAL	1-1	2/0	18:55
Feb. 2	@ PHX	0-2	6/3	16:35
Feb. 4	vs CHI	1-1	5/0	17:55
Feb. 7	vs OTT	2-1 (W)	5/1	15:52
Feb. 9	vs ANA	0-1	3/-2	17:45
Feb. 12	vs CGY	2-0 (W)	3/1	18:41
Feb. 14	@ STL	0-0	3/0	16:15
Feb. 15	@ MIN	1-0	2/1	15:45
Feb. 17	@ NSH	0-0	3/0	20:12
Feb. 19	vs DAL	0-0	3/0	17:41
Feb. 22	vs MTL	1-1	6/-3	19:20
Feb. 24	vs STL	1-0	2/1	17:39
Feb. 26	vs BOS	0-0	2/-2	18:14
Mar. 1	vs CBJ	0-0	3/1	16:15
Mar. 3	vs NSH	0-0	2/-1	17:31
Mar. 5	@ LA	0-0	3/0	15:14
Mar. 6	@ ANA	0-1	1/0	14:27
Mar. 8	@ PHX	0-1	2/1	17:20
Mar. 10	@ SJ	0-1	1/0	15:00
Mar. 12	@ CGY	0-1	3/-2	13:52
Mar. 14	vs MIN	0-2	1/-1	16:27
Mar. 16	vs COL	0-0	4/0	18:31
Mar. 18	vs PHX	0-1	5/1	17:07
Mar. 23	@ DET	INJ		
Mar. 25	@ ATL	INJ		
Mar. 27	@ CBJ	INJ		
Mar. 29	@ NSH	INJ		
Mar. 31	vs LA	INJ		
Apr. 2	vs EDM	INJ		
Apr. 5	@ EDM	0-0	3/0	15:45
Apr. 7	vs MIN	0-0	2/2	16:32
Apr. 9	@ CGY	0-0	2/0	18:04

#35

CORY  
SCHNEIDER

(KOH-ee SHNIGH-duhr)

## CAREER STATS

MOST SHOTS FACED **48**

MAR. 10/11 at SJ (5-4 W)

MOST SAVES IN A GAME **45**

NOV. 6/09 at DAL (1-2 L)

SHOOTOUT RECORD **1-1**PENALTY SHOT RECORD **2/2**

LATEST APR. 2/11 vs EDM, no goal (Hartikainen)



## REGULAR SEASON

## PLAYOFFS

SEASON	CLUB	LEA	GPI	W	L	T/OT	MIN	GA	SO	GAA	PCT	GPI	W	L	MIN	GA	SO	GAA
2004.05	Boston College	NCAA	18	13	1	4	1,102	35	1	1.90	.916	—	—	—	—	—	—	—
2005.06	Boston College	NCAA	39	24	13	2	2,362	83	8	2.11	.930	—	—	—	—	—	—	—
2006.07	Boston College	NCAA	42	29	12	1	2,517	90	6	2.15	.925	—	—	—	—	—	—	—
2007.08	Manitoba	AHL	36	21	12	2	2,054	78	3	2.28	.916	6	1	4	375	12	0	1.92
2008.09	Vancouver	NHL	8	2	4	1	355	20	0	3.38	.877	—	—	—	—	—	—	—
	Manitoba	AHL	40	28	10	1	2,324	79	5	2.04	.930	22	14	7	1,315	47	0	2.15
2009.10	Vancouver	NHL	2	0	1	0	79	5	0	3.80	.915	—	—	—	—	—	—	—
	Manitoba	AHL	60	35	23	12	3,557	149	4	2.51	.919	6	2	4	366	19	0	3.12
2010.11	Vancouver	NHL	25	16	4	2	1,372	51	1	2.23	.929	5	0	0	163	7	0	2.58
VANCOUVER/NHL TOTALS			35	18	9	3	1,806	76	1	2.52	.919	5	0	0	163	7	0	2.58

## NHL FIRSTS

## STREAKS

First Game: Nov. 29/08 at CGY

First Win: Dec. 5/08 at MIN

First Shutout: Mar. 6/11 at ANA

Longest Undeclared Streak: 10 games Oct. 17/10 – Jan. 7/11

Longest Winning Streak: 6 games Feb. 15/10 – Mar. 27/11

## HONOURS

William Jennings Trophy: 2011

Harry "Hap" Holmes Memorial Award: 2009

Aldege "Baz" Bastien Memorial Award: 2009

Norman F. Dailey Memorial Award: 2006

AHL All-American First Team: 2006

Eberly Trophy: 2006

Bernie Burke Outstanding Freshman Award: 2005

Hockey East All-Rookie Team: 2005

## ACQUIRED

Vancouver's first choice, 26th overall in the 2004 NHL Entry Draft.

## PERSONAL

Wears #35 as a homage to his favourite goaltender, Mike Richter...Grew up a fan of the Boston Red Sox, attending games often while going to University...Completed a degree in Finance from Boston College.

## CAREER HIGHLIGHTS

**2010.11:** Won the Jennings Trophy, alongside Roberto Luongo, for the first time in franchise history...Appeared in his first full season with the Canucks, posting a record of 16-4-2 and one shutout in 25 appearances...Tied for the League's fourth best GAA (2.23)...Posted the League's third best save percentage (.929)...Established a six-game winning streak, Feb. 15 - Mar. 27...Recorded his first career shutout, Mar. 6 at ANA...Set a franchise record for most assists in a single game by a goaltender with two, Dec. 11 vs TB...Tied a franchise record for the longest undefeated streak to start the season at 10 games (8-0-2) alongside Kirk McLean (2X), Dan Cloutier (2X), Cesare Maniago and Richard Brodeur...Made his first appearance in an NHL playoff game on Apr. 19/11 at CHI **2009.10:** Dressed in two NHL games with Vancouver, finishing 0-1 with a .915 save percentage...Recorded a career high 45 saves Nov. 6/09 at DAL...Played in six Calder Cup Playoffs games, finishing 2-4 with a .905 save percentage...Registered a career high 35 wins with a 35-23-2 record and .919 save percentage in 60 games with the Manitoba Moose. **2008.09:** Received his first NHL call-up, Nov. 22/08 following an injury to Canucks starting goaltender Roberto Luongo...Made his NHL debut, Nov. 29/08 at CGY, registering 28 saves in a 3-1 loss...Played in eight NHL games, collecting a 2-4-1 record and 3.38 GAA...Led the Manitoba Moose to the Calder Cup Finals with a 14-7 record in 22 playoff games...Finished the playoffs with a .922 save percentage...Was awarded the Aldege "Baz" Bastien Memorial Award as the AHL goaltender of the year...Played in 40 games with the Manitoba Moose, finishing 28-10-1 and registering a team record 13-game winning streak...Named AHL Goalie of the Month for November...Was named starting goalie for Planet USA at the 2009 AHL All-Star Classic and Top Goaltender in the skills competition. **2007.08:** Made his professional hockey debut with the AHL Manitoba Moose...Played in six Calder Cup playoff games, registering a 1.92 GAA and .938 save percentage...Finished the regular season with a 21-12-2 record and .916 save percentage...Named AHL Rookie of the Month, Mar/08. **2006.07:** Helped Boston College capture its second Lamoriello Trophy (Hockey East Championship) in three years...Made a second consecutive start in the NCAA Final...Started in all of Boston College's 42 games...Registered six shutouts and a 29-12-1 winning record...Finished his career with Boston College as the all-time leader in shutouts (15) and single-season saves (111). **2005.06:** Started in 39 games for Boston College...Finished the season with a 24-13-2 record and .929 save percentage...Registered eight shutouts, a single-season team record...Was named to AHCA All-American first team...Was named a co-winner (with Chris Collins) of the team's Norman F. Dailey Memorial Award as the team MVP...Became the first goalie in NCAA history to post consecutive shutouts in regional play with a 33 save and 5-0 win over Miami (Ohio) University, Mar. 24/06 and a 28 save, 5-0 win over Boston University Mar. 25/06...Did not allow a goal for 242:19 consecutive minutes, Jan/06. **2004.05:** Helped Boston College capture a record-setting sixth team Lamoriello Trophy...Made 26 saves in the final to help secure the Lamoriello Trophy for Boston College...Made 39 saves in a double-overtime semifinal win against the Maine Black Bears...Made 18 appearances in his rookie season at Boston College...Finished with a 13-1-4 record and led the nation with a .833 winning percentage...Missed four games while playing with Team USA at the 2005 World Junior Championship...Suffered a knee injury against Harvard Feb. 14/05 and missed five games...Stopped 23 of 25 shots in his college debut against UMass-Lowell and was named Hockey East Defensive Player of the Week, Oct. 19/04.

## INTERNATIONAL

U18 Junior World Cup: 2003 (gold)

IIHF World U18 Championships: 2004 (silver)

World Junior Championships: 2005, 2006

## SCHNEIDER vs NHL

TEAM	GPI	MINS	GA	SOG	SO	W	L	T/OT	WIN%	GAA	SV%
Anaheim	3	138	7	62	1	1	1	0	.500	3.04	.887
Buffalo	1	65	4	39	0	0	0	1	.500	3.69	.897
Calgary	2	122	5	67	0	1	1	0	.500	2.46	.925
Carolina	1	60	1	33	0	1	0	0	1.000	1.00	.970
Chicago	1	24	3	21	0	0	0	0	1.000	7.50	.857
Colorado	3	185	7	98	0	2	0	1	.833	2.27	.929
Columbus	3	159	7	85	0	2	1	0	.667	2.64	.918
Dallas	3	178	4	118	0	2	1	0	.667	1.35	.966
Detroit	1	13	0	5	0	0	0	0	1.000	0.00	1.000
Edmonton	4	180	7	79	0	2	1	0	.667	2.33	.911
Florida	1	60	3	21	0	1	0	0	1.000	3.00	.857
Minnesota	5	260	7	101	0	3	1	0	.750	1.62	.931
NY Rangers	1	59	1	35	0	0	1	0	.000	1.02	.971
Philadelphia	1	39	1	20	0	0	1	0	.000	1.54	.950
St. Louis	1	60	2	30	0	1	0	0	1.000	2.00	.933
San Jose	3	145	12	98	0	2	1	0	.667	4.97	.878
Tampa Bay	1	61	5	23	0	0	0	1	.500	4.92	.783
<b>Totals</b>	<b>35</b>	<b>1,806</b>	<b>76</b>	<b>935</b>	<b>1</b>	<b>18</b>	<b>9</b>	<b>3</b>	<b>.650</b>	<b>2.52</b>	<b>.919</b>

## 2010.11 GAME BY GAME

Oct. 9	vs LA	DNP		
Oct. 11	vs FLA	DNP		
Oct. 13	@ ANA	DNP		
Oct. 15	@ LA	DNP		
Oct. 17	vs CAR	1/33	W	60
Oct. 19	@ MIN	0/6		20
Oct. 20	@ CHI	DNP		
Oct. 22	vs MIN	1/24	W	60
Oct. 26	vs COL	DNP		
Nov. 1	vs NJ	DNP		
Nov. 2	@ EDM	DNP		
Nov. 4	@ COL	1/34	W	60
Nov. 6	vs DET	DNP		
Nov. 9	@ MTL	DNP		
Nov. 11	@ OTT	DNP		
Nov. 13	@ TOR	DNP		
Nov. 15	@ BUF	4/39	O	65
Nov. 17	@ PIT	DNP		
Nov. 20	vs CHI	3/21		24
Nov. 21	vs PHX	DNP		
Nov. 24	vs COL	DNP		
Nov. 26	vs SJ	DNP		
Dec. 1	@ CGY	DNP		
Dec. 3	@ CHI	DNP		
Dec. 5	vs STL	DNP		
Dec. 8	vs ANA	DNP		
Dec. 11	vs TB	5/23	O	61
Dec. 12	@ EDM	DNP		
Dec. 15	vs CBJ	DNP		
Dec. 18	vs TOR	DNP		
Dec. 20	@ STL	DNP		
Dec. 22	@ DET	DNP		
Dec. 23	@ CBJ	3/27	W	60
Dec. 26	vs EDM	2/21	W	60
Dec. 28	vs PHI	DNP		
Dec. 31	@ DAL	1/45	W	59
Jan. 2	@ COL	DNP		
Jan. 3	@ SJ	3/35	W	59
Jan. 5	vs CGY	DNP		
Jan. 7	vs EDM	1/24	W	60
Jan. 8	vs DET	DNP		
Jan. 11	@ NYI	DNP		
Jan. 13	@ NYR	1/35	L	59
Jan. 14	@ WSH	DNP		
Jan. 16	@ MIN	4/25	L	60
Jan. 18	@ COL	DNP		
Jan. 20	vs SJ	DNP		
Jan. 22	vs CGY	DNP		
Jan. 24	vs DAL	DNP		
Jan. 26	vs NSH	DNP		
Feb. 1	@ DAL	1/26	W	60
Feb. 2	@ PHX	DNP		
Feb. 4	vs CHI	DNP		
Feb. 7	vs OTT	DNP		
Feb. 9	vs ANA	4/24	L	58
Feb. 12	vs CGY	DNP		
Feb. 14	@ STL	DNP		
Feb. 15	@ MIN	1/29	W	60
Feb. 17	@ NSH	DNP		
Feb. 19	vs DAL	DNP		
Feb. 22	vs MTL	DNP		
Feb. 24	vs STL	2/30	W	60
Feb. 26	vs BOS	DNP		
Mar. 1	vs CBJ	DNP		
Mar. 3	vs NSH	DNP		
Mar. 5	@ LA	DNP		
Mar. 6	@ ANA	0/26	W	60
Mar. 8	@ PHX	DNP		
Mar. 10	@ SJ	4/48	W	65
Mar. 12	@ CGY	DNP		
Mar. 14	vs MIN	DNP		
Mar. 16	vs COL	2/29	W	60
Mar. 18	vs PHX	DNP		
Mar. 23	@ DET	DNP		
Mar. 25	@ ATL	DNP		
Mar. 27	@ CBJ	1/40	W	60
Mar. 29	@ NSH	DNP		
Mar. 31	vs LA	DNP		
Apr. 2	vs EDM	4/34	L	60
Apr. 5	@ EDM	0/0		1
Apr. 7	vs MIN	DNP		
Apr. 9	@ CGY	2/36	W	63

#22

## DANIEL SEDIN

(DAN-yeh! suh-DEEN)

## CAREER STATS

MOST GOALS IN A GAME 4

FEB. 24/04 vs DET

MOST ASSISTS IN A GAME 3

MULTIPLE TIMES – MAR. 8/11 at PHX

MOST POINTS IN A GAME 5

FEB. 6/07 at EDM: 3-2-5

HAT TRICKS 4

LATEST APR. 10/10 vs CGY

GAME-WINNING GOALS 54

LATEST MAR. 23/11 at DET

POWER PLAY GOALS 93

LATEST MAR. 23/11 at DET

SHORTHANDED GOALS 0

OVERTIME POINTS 8-8-16

SHOOTOUT RECORD 4/21

3 GDG

PENALTY SHOT RECORD 0/4

LATEST MAR. 25/11 at ATL, no goal (MASON)



## REGULAR SEASON

## PLAYOFFS

## D. SEDIN vs NHL

SEASON	CLUB	LEA	GP	G	A	PTS	PIM	GP	G	A	PTS	PIM
1997-98	MoDo	SWE	45	4	8	12	26	9	0	0	0	2
1998-99	MoDo	SWE	50	21	21	42	20	13	4	8	12	14
1999-00	MoDo	SWE	50	19	26	45	28	13	8	6	14	18
2000-01	Vancouver	NHL	75	20	14	34	24	4	1	2	3	0
2001-02	Vancouver	NHL	79	9	23	32	32	6	0	1	1	0
2002-03	Vancouver	NHL	79	14	17	31	34	14	1	5	6	8
2003-04	Vancouver	NHL	82	18	36	54	18	7	1	2	3	0
2004-05	MoDo	SWE	49	13	20	33	40	6	0	3	3	6
2005-06	Vancouver	NHL	82	22	49	71	34	–	–	–	–	–
2006-07	Vancouver	NHL	81	36	48	84	36	12	2	3	5	4
2007-08	Vancouver	NHL	82	29	45	74	50	–	–	–	–	–
2008-09	Vancouver	NHL	82	31	51	82	36	10	4	6	10	8
2009-10	Vancouver	NHL	63	29	56	85	28	12	5	9	14	12
2010-11*	Vancouver	NHL	82	41	63	104	32	25	9	11	20	32
VANCOUVER/NHL TOTALS			787	249	402	651	324	90	23	39	62	64

\*NHL leading scorer

## NHL FIRSTS

First Game: Oct. 5/00 at PHI

First Goal: Oct. 8/00 at TB

First Assist: Oct. 12/00 vs COL

## STREAKS

Goals: 5 games

Assists: 11 games

Points: 11 games

Three times (latest Mar. 20-30/10: 5 goals)

Feb. 12 – Mar. 16/10: 14 assists

Feb. 12 – Mar. 16/10: 3-14-17

## HONOURS

Art Ross Trophy: 2011

Ted Lindsay Award: 2011

Cyclone Taylor Trophy: 2011

NHL First Team All-Star: 2011

NHL All-Star Game: 2011

Second Team NHL All-Star: 2010

Cyrus H. McLean Trophy: 2009, 2007

Swedish Elite League Co-MVP: 1999

## ACQUIRED

Vancouver's first choice, second overall, in the 1999 NHL Entry Draft.

TEAM	GP	G	A	PTS	PIM
Anaheim	39	13	18	31	10
Atlanta	10	7	3	10	2
Boston	11	4	1	5	2
Buffalo	11	3	7	10	10
Calgary	62	22	42	64	24
Carolina	9	3	4	7	2
Chicago	39	12	23	35	20
Colorado	58	24	25	49	24
Columbus	40	9	24	33	18
Dallas	37	13	16	29	14
Detroit	38	14	23	37	12
Edmonton	60	29	27	56	22
Florida	10	3	4	7	8
Los Angeles	37	12	17	29	12
Minnesota	58	15	27	42	28
Montreal	16	2	10	12	2
Nashville	38	9	21	30	12
New Jersey	10	2	4	6	6
NY Islanders	9	2	8	10	2
NY Rangers	8	4	2	6	2
Ottawa	14	4	7	11	10
Philadelphia	10	2	7	9	2
Phoenix	39	9	21	30	22
Pittsburgh	10	2	6	8	8
St. Louis	39	8	21	29	20
San Jose	39	8	19	27	22
Tampa Bay	9	4	5	9	2
Toronto	17	6	9	15	4
Washington	10	4	1	5	2

Totals 787 249 402 651 324



## PERSONAL

Daniel and his wife Marinette have two daughters, Ronja and Anna and a son, Erik. Spends his summers in his hometown in Sweden...Enjoys playing golf and tennis...Says he would like to play professional soccer if he were not a hockey player.

## CAREER HIGHLIGHTS

**2010.11:** Led the NHL in scoring, recording 104 points (41-63-104) in 82 games played...Was awarded the Ted Lindsay Award as the League's MVP as voted by members of the NHLPA...Won the Art Ross one season following brother Henrik, becoming the first brothers to win the trophy in consecutive seasons...Set career highs for goals (41), assists (63) and points (104)...Ranked tied for fourth in goals (41), third in assists (63), first in power play goals (18) and third for game-winning goals (10) in the NHL...Moved into fifth place in all-time franchise scoring and fifth for games played...Holds the franchise record for game-winning goals (54)...Won the Cyclone Taylor Award as the team's "Most Valuable Player"...Collected 16 points (8-8-16) in nine consecutive games, Mar. 5-23...Established the franchise record for most career GWGs, surpassing Markus Naslund's 49, Feb. 4 vs CHI...Named to the 2011 NHL All-Star game...Scored in 10 straight games (4-10-14), Nov. 24-Dec. 18...With two points registered, moved into 5th spot as the franchise's highest scorer, Oct. 13 at ANA...Began the season with a nine-game scoring streak (7-5-12), Oct. 9-26...Named as an Alternate Captain prior to the start of the season...Led the League in power play goals during the postseason (5)...Ranked fourth in the League for goals (9) and points (20) in 25 playoff games played...Finished the playoffs ranked fourth all-time on the Canucks in playoff scoring (23-29-62) and second all-time in power play goals (10). **2009.10:** Recorded 85 points (29-56-85) in 63 regular season games played...Finished the season second in team scoring and 11th in the League...Scored eight game-winners, tied for second most in the League this season...Moved to sixth in all-time franchise scoring (208-339-547)...Notched 20+ goals for the fifth consecutive season and sixth time in his career...Recorded 16 points (10-6-16) in 10 consecutive games, Mar. 20-Apr. 10...Established the seventh longest scoring streak this season (3-14-17 in IIGP)...Notched seventh career OT goal and sits second place for most career OT goals in franchise history, Jan. 20 at EDM...Recorded 11 points (2-9-11) in five consecutive games, Jan. 16-25...Had a six-game scoring streak, recording 10 points (3-7-10), Dec. 31-Jan. 11...Tallied seven points (2-5-7) in three consecutive games, Dec. 22-27...Established an eight-game scoring streak (6-7-13), Dec. 2-16...Named NHL second star of the week after recording seven points (5-2-7), including a hat trick, in three games, Dec. 7-13...Missed 18 games due to a foot injury, Oct. 11-Nov. 20...Tied a career high for most assists in a game (3), Oct. 7 vs MTL **2008.09:** Shared the team scoring lead with 82 points (31-51-82)...Finished the season with 36 career GWGs, ranking second highest all-time in franchise history...Named the NHL's second star of the week (ending on Mar. 29) after recording eight points (4-4-8) and two GWGs in four games played...Moved into 10th place in franchise history for most goals scored (172), Feb. 15...Scored his 20th goal of the season, recording 20+ goals for the fourth consecutive season, Jan. 9 vs STL...Named the NHL's first star of the week (ending on Oct. 12) after recording five points (2-3-5) in two games played. **2007.08:** Finished second in team scoring with 74 points (29-45-74)...Had 380 career points as a Canuck at the season's end placing him 11th in all-time franchise scoring...Scored his fourth consecutive goal in as many games, Jan. 3 vs NYR **2006.07:** Led the team in regular season scoring with 84 points (36-48-84)...Scored over 30 goals for the first time in his career...Moved past Geoff Courtnall (246) to fifth in all-time scoring among left wingers in club history with 306 career points...Scored the OT game-winner, tying an NHL record with his fourth of the season, had one assist, seven shots and was named third star, Mar. 15 vs STL...Set a new NHL record for most OT power play goals with his third of the season, Mar. 15 vs STL...Set new career high, recording a hat trick, finishing the game with five points (3-2-5), Feb. 6 at EDM. **2005.06:** Set career highs in goals (22), assists (49), points (71) and time on ice with 16:39 per game in 82 GP...Set a new career high in goals scored after notching his 21st of the season, Mar. 29 vs MIN...Named the Molson Cup Three Stars winner for the month of February. **2003.04:** Collected a career high 54 points (18-36-54)...Scored his first career hat trick on a four-goal night, named first star and finished with a +4, Feb. 24 vs DET. **2002.03:** Scored his 12th goal, extending a point streak to four games (2-2-4), and was named third star, Mar. 23 vs WSH...Recorded his second consecutive game-winner and was named the game's first star, Nov. 29 at TB...Scored his first goal of the season, giving him four points in three games, Oct. 16 vs BOS. **2001.02:** Scored the game-winning goal, Mar. 16 at ATL...Notched his third and fourth goals of the season, and was named the game's second star, Nov. 30 vs COL. **2000.01:** His 20 goals ranked tied for second among NHL rookies...Finished among the leaders in NHL rookie scoring with 34 points (20-14-34)...Was the first NHL rookie in 2000.01 to reach 20 goals...Became the 12th Canucks rookie to reach the 20 goal plateau, Mar. 21 at CBJ...Notched three points (1-2-3) and was named the game's third star, Oct. 24 at NSH...Had a five game point scoring streak (2-3-5), Oct. 8-18.

## INTERNATIONAL

Olympics: 2010, 2006 (gold)  
World Championships: 2005, 2001 (bronze), 2000, 1999 (bronze)  
World Cup: 2004  
World Junior Championships: 2000, 1999, 1998

## NHL MILESTONES

**100th NHL Game:** Nov. 23/01 at BOS  
**700th NHL Game:** Mar. 30/10 vs PHX  
**100th NHL Point:** Oct. 18/03 at MIN  
**600th NHL Point:** Jan. 7/11 vs EDM

**100th NHL Goal:** Jan. 13/07 at TOR  
**200th NHL Goal:** Mar. 23/10 at EDM

## 2010.11 GAME BY GAME

Oct. 9	vs LA	0-1	2/0	20:19
Oct. 11	vs FLA	2-0 (W)	4/1	18:34
Oct. 13	@ ANA	1-1	4/-2	21:32
Oct. 15	@ LA	1-0	2/0	18:32
Oct. 17	vs CAR	0-1	0/1	16:52
Oct. 19	@ MIN	2-0	6/1	18:14
Oct. 20	@ CHI	1-0	2/0	20:08
Oct. 22	vs MIN	0-1	4/1	17:20
Oct. 26	vs COL	0-1	4/-2	18:48
Nov. 1	vs NJ	0-0	1/0	22:05
Nov. 2	@ EDM	1-0	4/0	17:34
Nov. 4	@ COL	0-2	0/0	15:45
Nov. 6	vs DET	1-0	4/1	18:26
Nov. 9	@ MTL	0-0	2/0	20:22
Nov. 11	@ OTT	1-1	3/2	14:28
Nov. 13	@ TOR	1-1	4/0	19:34
Nov. 15	@ BUF	1-2	6/-1	21:23
Nov. 17	@ PIT	0-1	2/0	19:40
Nov. 20	vs CHI	0-0	2/-2	16:09
Nov. 21	vs PHX	0-0	1/0	18:21
Nov. 24	vs COL	1-1	1/2	17:50
Nov. 26	vs SJ	0-1	1/1	17:20
Dec. 1	@ CGY	1-0 (W)	5/1	19:36
Dec. 3	@ CHI	0-2	2/1	17:07
Dec. 5	vs STL	0-1	2/0	20:03
Dec. 8	vs ANA	1-0	6/1	24:52
Dec. 11	vs TB	1-1	4/-1	19:06
Dec. 12	@ EDM	0-2	4/2	18:55
Dec. 15	vs CBJ	0-1	1/0	22:48
Dec. 18	vs TOR	0-1	2/1	20:24
Dec. 20	@ STL	0-0	0/0	18:25
Dec. 22	@ DET	1-1	3/0	17:43
Dec. 23	@ CBJ	1-2 (W)	3/2	15:14
Dec. 26	vs EDM	0-0	5/0	21:03
Dec. 28	vs PHI	1-1 (W)	6/2	17:24
Dec. 31	@ DAL	1-1	3/0	16:47
Jan. 2	@ COL	0-0	2/0	16:29
Jan. 3	@ SJ	1-1	3/1	17:09
Jan. 5	vs CGY	1-0	4/1	14:58
Jan. 7	vs EDM	2-1	5/2	14:42
Jan. 8	vs DET	1-0	5/0	22:12
Jan. 11	@ NYI	0-1	4/1	20:17
Jan. 13	@ NYR	0-0	3/0	18:59
Jan. 14	@ WSH	2-1 (W)	3/1	16:55
Jan. 16	@ MIN	0-0	3/-1	16:42
Jan. 18	@ COL	0-1	6/0	18:24
Jan. 20	vs SJ	0-1	6/1	23:07
Jan. 22	vs CGY	0-1	5/1	21:17
Jan. 24	vs DAL	0-2	4/0	15:03
Jan. 26	vs NSH	0-1	0/2	19:39
Feb. 1	@ DAL	0-2	3/0	16:38
Feb. 2	@ PHX	0-1	4/1	14:53
Feb. 4	vs CHI	1-1 (W)	3/0	17:59
Feb. 7	vs OTT	0-0	5/0	18:28
Feb. 9	vs ANA	1-2	3/1	21:05
Feb. 12	@ NYI	0-1	1/1	19:50
Feb. 14	@ STL	0-0	3/0	20:11
Feb. 15	@ MIN	0-0	1/0	15:55
Feb. 17	@ NSH	1-0	3/0	21:27
Feb. 19	vs DAL	2-1 (W)	4/1	17:49
Feb. 22	vs MTL	0-1	6/-1	20:01
Feb. 24	vs STL	0-1	0/1	19:09
Feb. 26	vs BOS	0-0	2/-1	22:29
Mar. 1	vs CBJ	0-0	2/0	21:39
Mar. 3	vs NSH	0-0	2/-2	19:18
Mar. 5	@ LA	1-0 (W)	5/1	16:15
Mar. 6	@ ANA	1-0	2/0	15:50
Mar. 8	@ PHX	0-3	4/1	17:01
Mar. 10	@ SJ	1-1	4/0	19:34
Mar. 12	@ CGY	2-1 (W)	4/2	16:11
Mar. 14	vs MIN	1-0	2/-1	15:03
Mar. 16	vs COL	0-2	4/2	18:39
Mar. 18	vs PHX	0-1	7/0	20:44
Mar. 23	@ DET	2-0 (W)	5/1	17:41
Mar. 25	@ ATL	0-0	7/0	15:35
Mar. 27	@ CBJ	0-1	1/0	16:15
Mar. 29	@ NSH	0-2	4/2	17:57
Mar. 31	vs LA	1-1	3/0	18:50
Apr. 2	vs EDM	0-0	4/-1	18:27
Apr. 5	@ EDM	0-0	2/0	16:50
Apr. 7	vs MIN	0-2	3/1	22:26
Apr. 9	@ CGY	0-2	5/1	16:36

#33

HENRIK  
SEDIN

(HEHN-rihk suh-DEEN)

## CAREER STATS

**MOST GOALS IN A GAME** 3

NOV. 14/09 at COL

**MOST ASSISTS IN A GAME** 4

TWICE – LATEST APR. 10/10 vs CGY

**MOST POINTS IN A GAME** 4

SIX TIMES – LATEST DEC. 23/10 at CBJ vs CGY: 1-3-4

**HAT TRICKS** 1

NOV. 14/09 at COL

**GAME-WINNING GOALS** 26

LATEST MAR. 27/11 at CBJ

**POWER PLAY GOALS** 37

LATEST MAR. 27/11 at CBJ

**SHORTHANDED GOALS** 5

LATEST MAR. 30/10 vs PHX

**OVERTIME POINTS** 4-11-15**SHOOTOUT RECORD** 0/3

0 GDG

**PENALTY SHOT RECORD** 1/2

LATEST NOV. 1/10 vs NJ, goal (Brodeur)



## REGULAR SEASON

## PLAYOFFS

## H. SEDIN vs NHL

SEASON	CLUB	LEA	GP	G	A	PTS	PIM	GP	G	A	PTS	PIM
1997-98	MoDo	SWE	39	1	4	5	8	7	0	0	0	0
1998-99	MoDo	SWE	49	12	22	34	32	13	2	8	10	6
1999-00	MoDo	SWE	50	9	38	47	22	13	5	9	14	2
2000-01	Vancouver	NHL	82	9	20	29	38	4	0	4	4	0
2001-02	Vancouver	NHL	82	16	20	36	36	6	3	0	3	0
2002-03	Vancouver	NHL	78	8	31	39	38	14	3	2	5	8
2003-04	Vancouver	NHL	76	11	31	42	32	7	2	2	4	2
2004-05	MoDo	SWE	44	14	22	36	50	6	1	3	4	6
2005-06	Vancouver	NHL	82	18	57	75	56	–	–	–	–	–
2006-07	Vancouver	NHL	82	10	71	81	66	12	2	2	4	14
2007-08	Vancouver	NHL	82	15	61	76	56	–	–	–	–	–
2008-09	Vancouver	NHL	82	22	60	82	48	10	4	6	10	2
2009-10*	Vancouver	NHL	82	29	83	112	48	12	3	11	14	6
2010-11	Vancouver	NHL	82	19	75	94	40	25	3	19	22	16
VANCOUVER/NHL TOTALS			810	157	509	666	458	90	20	46	66	48

\*NHL MVP &amp; leading scorer

## NHL FIRSTS

**First Game:** Oct. 5/00 at PHI**First Goal:** Oct. 16/00 vs TOR**First Assist:** Oct. 6/00 at FLA

## STREAKS

**Goals:** 4 games Mar. 26 – Apr. 2/02: 4 goals**Assists:** 7 games Twice (latest Dec. 29/09 – Jan. 11/10: 12 assists)**Points:** 10 games Dec. 22/09 – Jan. 11/10: 5-15-20

## HONOURS

NHL All-Star Game: 2011

NHL First Team All-Star: 2010, 2010

Hart Memorial Trophy: 2010

Art Ross Trophy: 2010

Cyclone Taylor Trophy: 2010

Molson Cup: 2010

Sporting News Player of the Year: 2010

Cyrus H. McLean Trophy: 2009, 2008

Swedish Elite League Co-MVP: 1999

TEAM	GP	G	A	PTS	PIM
Anaheim	40	6	21	27	18
Atlanta	10	4	4	8	4
Boston	11	0	4	4	8
Buffalo	11	2	6	8	2
Calgary	62	11	43	54	42
Carolina	9	0	8	8	4
Chicago	38	12	20	32	20
Colorado	63	17	34	51	30
Columbus	39	8	26	34	12
Dallas	38	8	25	33	26
Detroit	40	8	28	36	22
Edmonton	63	12	46	58	28
Florida	10	2	9	11	12
Los Angeles	40	6	23	29	30
Minnesota	62	7	41	48	30
Montreal	17	6	9	15	4
Nashville	38	6	26	32	46
New Jersey	10	2	7	9	6
NY Islanders	10	2	8	10	4
NY Rangers	9	1	5	6	2
Ottawa	13	3	9	12	4
Philadelphia	10	1	12	13	4
Phoenix	40	8	25	33	24
Pittsburgh	10	3	7	10	10
St. Louis	40	7	23	30	16
San Jose	40	9	20	29	24
Tampa Bay	9	2	5	7	10
Toronto	18	4	10	14	10
Washington	10	0	5	5	6

**Totals** 810 157 509 666 458

## ACQUIRED

Vancouver's second choice, third overall, in the 1999 NHL Entry Draft.

## PERSONAL

Henrik, his wife Johanna and sons Valter and Harry live in Vancouver during the season...Spends his summers in his native Sweden, where he enjoys boating and golfing...Likes to play cards and backgammon when on the road...Hawaii is one of his favourite vacation destinations...Enjoys playing soccer during the off-season.

## CAREER HIGHLIGHTS

**2010.11:** Finished fourth in the League in scoring this season, recording 94 points (19-75-94) in 82 games played...Led the League in assists (75)...Ranked fifth in the League in power play scoring (8-27-35)...Is the League's second longest active ironman, having played 498 consecutive games...Moved into fourth place for all-time scoring in franchise history with 666 points (157-509-666) and games played (810)...Appeared in his 800th career game, Mar. 16 vs COL...Recorded his 500th career assist, Mar. 12 at CGY...Named to the 2011 NHL All-Star Game and collected two assists in the game...Recorded his 600th career point, Dec. 1 at CGY...Started the season on a six-game scoring streak (0-9-9), Oct. 9-19...Named as the Canucks 13th captain in franchise history prior to the season...Ranked second in the League in scoring during the postseason with 22 points (3-19-22) in 25 games played...Led the League in assists during the playoffs with 19...Established a career high 22 points (3-19-22) in 25 playoff games and finished the playoffs tied for second all-time in franchise history with 66 points (34-32-66). **2009.10:** Led the NHL in scoring, recording a career high 112 points (29-83-112) to win the Art Ross Trophy...Awarded the Hart Memorial Trophy as League MVP...Led the NHL with 83 assists and set new franchise record...Set new franchise single season points record improving on Pavel Bure's 110 point season (1992.93)...Moved into first place in club history for most career assists (434)...Was the second longest active ironman, having played in 416 consecutive games...Recorded two four-point games and 12 three-point games this season...Won the Molson Cup in March, December and October...Set new record with franchise-leading 416th career assist, Mar. 14 vs CGY...Surpassed Thomas Gradin to become highest scoring centre and fourth leading scorer in club history with an assist, his 551st career point, Mar. 13 vs OTT...Established a career high in points (83) after registering three assists, Mar. 3 at DET...Established a personal best scoring streak this season (5-15-20 in 10 GP), Dec. 22-Jan. 11...Set new single season career goal high with his 23rd, Jan. 23 vs CHI...Recorded 16 points (1-15-16) in nine consecutive games, Dec. 2-18...Tied a personal best, recording four points (2-2-4) in a single game for the fourth time in his career, Oct. 7. **2008.09:** Recorded 60 assists, placing eighth in the League...Shared the scoring lead on the Canucks with 82 points (22-60-82) and ranked tied for 14th in the League for most points...Is the third longest active ironman, having played in 395 consecutive games...Set the franchise record for most points in a single month with 19 (7-12-19) in March, surpassing the record of 16 held by four players...Played in his 300th consecutive game and moved into ninth place in franchise history for games played (611), Jan. 18 vs CBJ. **2007.08:** Led the team in scoring with 76 points...Ranked fourth in NHL assists (61), and tied for 11th in power play assists (25)...Named second star after recording one assist and the game-winning goal in OT, Feb. 19 at MIN...Notched the game-winning goal and one assist, Feb. 16 vs EDM...Tallied his fourth consecutive goal in as many games, Jan. 3 vs NYR...Collected two goals including the game-winner and was named first star, Dec. 20 vs DAL...Named first star after scoring twice, including the game-winner, and adding an assist, Nov. 3 at COL...Named the first star, collecting two goals, including the game-winner, Oct. 13 vs EDM. **2006.07:** Set career highs in points (81), assists (71 - franchise record) and PIMs (66)...Ranked fourth in the League in assists (71) and tied for fifth for power play assists (34)...Netted one power play goal and one assist in Game 7 of Western Conference Quarter-Final Apr. 23 vs DAL...Scored the quadruple OT game-winning goal and had an assist, Apr. 11 vs DAL...Earned his 71st assist of the season on the OT game-winner, Apr. 7 at SJ...Registered three assists, his 63rd of the season, to surpass Andre Boudrias' (62) franchise record for most assists in a single season Mar. 25 vs COL...Recorded his 58th assist setting a new career high, Mar. 17 vs DET...Set career high with four assists Feb. 6 at EDM. **2005.06:** Set career highs in goals (18), assists (57), points (75), and time on ice with an average of 16:54 per game...Led the team in assists and plus/minus with a +11 and was second in team scoring...Named NHL Offensive Player of the Week for his seven point effort (2-5-7) in three games played for the week ending Feb. 5...Accumulated four points, setting a career high for most points in a game, and was named second star, Jan. 31 at PHX...Had a seven game point streak (3-5-8), Oct. 16-29. **2003.04:** Played 76 games, finishing with a career high 42 points (11-31-42) and 32 penalty minutes...Recorded his 30th assist and 39th point (tying career high for points) of the season, Feb. 28 vs STL. **2002.03:** Finished the season with new career highs in assists and points (8-31-39), playing in 78 games with 38 penalty minutes and a plus/minus of +9. **2001.02:** Scored the OT winning goal in Game 1 of the Canucks vs DET first round playoff series...Set new career highs for goals (16) and points (36)...Had a four game goal streak, Mar. 26-Apr. 2...Scored his fourth goal in four games, his 15th of the season, Apr. 3 at LA. **2000.01:** Finished tied for 12th among all rookies with 29 points (9-20-29)...Ranked fourth among NHL rookies with 450 face-offs won...Scored his first NHL goal, added an assist and was named the game's first star, Oct. 16 vs TOR.

## INTERNATIONAL

Olympics: 2010, 2006 (gold) World Championships: 2005, 2001 (bronze), 2000, 1999 (bronze)  
World Cup: 2004 World Junior Championships: 2000, 1999

## NHL MILESTONES

**100th NHL Game:** Nov. 9/01 at CHI  
**800th NHL Game:** Mar. 16/11 vs COL  
**100th NHL Assist:** Feb. 24/04 vs DET  
**500th NHL Assist:** Mar. 12/11 at CGY  
**100th NHL Goal:** Mar. 13/09 vs LA  
**100th NHL Point:** Mar. 25/03 vs DAL  
**600th NHL Point:** Dec. 1/10 at CGY

## 2010.11 GAME BY GAME

Oct. 9	vs LA	0-1	2/0	21:24
Oct. 11	vs FLA	0-2	3/1	18:50
Oct. 13	@ ANA	0-1	2/-2	22:14
Oct. 15	@ LA	0-1	3/0	18:51
Oct. 17	vs CAR	0-2	1/1	17:56
Oct. 19	@ MIN	0-2	1/0	20:26
Oct. 20	@ CHI	0-0	2/0	20:54
Oct. 22	vs MIN	0-1	4/1	18:45
Oct. 26	vs COL	0-1	1/-2	19:52
Nov. 1	vs NJ	1-0	4/1	21:17
Nov. 2	@ EDM	0-1	3/0	18:30
Nov. 4	@ COL	1-0 (W)	4/0	19:11
Nov. 6	vs DET	0-2	1/1	17:11
Nov. 9	@ MTL	0-0	0/0	21:35
Nov. 11	@ OTT	0-2	1/2	16:20
Nov. 13	@ TOR	0-2	0/0	19:44
Nov. 15	@ BUF	0-3	5/-1	22:10
Nov. 17	@ PIT	0-1	3/0	22:50
Nov. 20	vs CHI	0-0	3/-2	16:24
Nov. 21	vs PHX	0-0	0/0	18:46
Nov. 24	vs COL	0-2	0/2	19:23
Nov. 26	vs SJ	0-1	0/1	17:41
Dec. 1	@ CGY	0-2	2/1	19:19
Dec. 3	@ CHI	1-0	2/1	16:29
Dec. 5	vs STL	0-0	3/-1	19:00
Dec. 8	vs ANA	0-1	3/1	24:24
Dec. 11	vs TB	1-1	1/-1	17:56
Dec. 12	@ EDM	1-1 (W)	2/2	18:50
Dec. 15	vs CBJ	0-1	2/1	24:29
Dec. 18	vs TOR	1-0	2/1	21:51
Dec. 20	@ STL	0-0	3/0	20:08
Dec. 22	@ DET	1-1	3/1	18:54
Dec. 23	@ CBJ	1-3	2/3	15:43
Dec. 26	vs EDM	0-1	1/0	21:44
Dec. 28	vs PHI	0-3	1/2	17:57
Dec. 31	@ DAL	1-1	2/0	16:08
Jan. 2	@ COL	0-0	1/0	17:33
Jan. 3	@ SJ	0-1	2/1	16:20
Jan. 5	vs CGY	0-0	0/1	14:52
Jan. 7	vs EDM	0-3	1/2	14:54
Jan. 8	vs DET	0-1	2/0	22:54
Jan. 11	@ NYI	0-1	2/2	19:39
Jan. 13	@ NYR	0-0	1/0	19:51
Jan. 14	@ WSH	0-0	3/0	17:31
Jan. 16	@ MIN	0-0	4/-2	18:44
Jan. 18	@ COL	0-1	2/-1	18:27
Jan. 20	vs SJ	1-0	7/1	23:45
Jan. 22	vs CGY	1-0	1/0	23:14
Jan. 24	vs DAL	1-2	1/0	15:15
Jan. 26	vs NSH	0-0	3/2	21:43
Feb. 1	@ DAL	0-1	1/0	17:42
Feb. 2	@ PHX	0-0	2/1	17:05
Feb. 4	vs CHI	1-2	5/0	19:44
Feb. 7	vs OTT	0-1	1/1	19:28
Feb. 9	vs ANA	0-1	5/1	23:04
Feb. 12	vs CGY	0-0	3/0	20:14
Feb. 14	@ STL	1-0	3/1	20:15
Feb. 15	@ MIN	0-0	0/0	17:41
Feb. 17	@ NSH	0-1	0/-1	22:27
Feb. 19	vs DAL	1-2	3/1	17:27
Feb. 22	vs MTL	1-0	4/-1	23:07
Feb. 24	vs STL	0-1	1/1	19:24
Feb. 26	vs BOS	0-0	0/-2	21:22
Mar. 1	vs CBJ	0-0	0/0	21:53
Mar. 3	vs NSH	0-0	3/-2	19:41
Mar. 5	@ LA	0-1	1/1	17:07
Mar. 6	@ ANA	0-1	2/0	18:30
Mar. 8	@ PHX	1-2	3/1	18:27
Mar. 10	@ SJ	0-2	0/-1	19:59
Mar. 12	@ CGY	0-2	0/1	18:04
Mar. 14	vs MIN	0-1	1/-1	15:24
Mar. 16	vs COL	2-0 (W)	2/3	18:56
Mar. 18	vs PHX	0-0	4/0	19:14
Mar. 23	@ DET	0-2	2/-1	18:19
Mar. 25	@ ATL	0-0	1/0	16:42
Mar. 27	@ CBJ	1-0 (W)	2/0	17:49
Mar. 29	@ NSH	0-2	1/3	20:37
Mar. 31	vs LA	0-0	1/0	19:36
Apr. 2	vs EDM	0-1	3/-1	18:14
Apr. 5	@ EDM	0-0	0/0	17:44
Apr. 7	vs MIN	0-1	1-0	20:44
Apr. 9	@ CGY	0-1	0-1	16:39



#15

## MARCO STURM

(MAHR-koh STUHRM)

## CAREER STATS

**MOST GOALS IN A GAME** 3

TWICE - LATEST DEC. 19/06 at OTT

**MOST ASSISTS IN A GAME** 2

MULTIPLE TIMES - LATEST NOV. 6/08 vs TOR

**MOST POINTS IN A GAME** 5

DEC. 23/98 at EDM: 3-2-5

**HAT TRICKS** 2

LATEST DEC. 19/06 at OTT

**GAME-WINNING GOALS** 42

LATEST MAR. 26/11 at MTL

**POWER PLAY GOALS** 66

LATEST JAN. 8/11 LA vs CBJ

**SHORTHANDED GOALS** 18

LATEST NOV. 23/09 at STL

**OVERTIME POINTS** 7-6-13**SHOOTOUT RECORD** 8/27

3 GDG

**PENALTY SHOT RECORD** 1/6

LATEST MAR. 29/10 vs BUF; no goal (Miller)



## REGULAR SEASON

## PLAYOFFS

## STURM vs NHL

SEASON	CLUB	LEA	GP	G	A	PTS	PIM	GP	G	A	PTS	PIM
1995.96	Landshut EV	DEL	47	12	20	32	50	11	1	3	4	18
1996.97	Landshut EV	DEL	46	16	27	43	40	7	1	4	5	6
1997.98	San Jose	NHL	74	10	20	30	40	2	0	0	0	0
1998.99	San Jose	NHL	78	16	22	38	52	6	2	2	4	4
1999.00	San Jose	NHL	74	12	15	27	22	12	1	3	4	6
2000.01	San Jose	NHL	81	14	18	32	28	6	0	2	2	0
2001.02	San Jose	NHL	77	21	20	41	32	12	3	2	5	2
2002.03	San Jose	NHL	82	28	20	48	16	-	-	-	-	-
2003.04	San Jose	NHL	64	21	20	41	36	-	-	-	-	-
2004.05	ERC Ingolstadt	Germany	45	22	16	38	56	11	3	4	7	12
2005.06	San Jose	NHL	23	6	10	16	16	-	-	-	-	-
	Boston	NHL	51	23	20	43	32	-	-	-	-	-
2006.07	Boston	NHL	76	27	17	44	46	-	-	-	-	-
2007.08	Boston	NHL	80	27	29	56	40	7	2	2	4	6
2008.09	Boston	NHL	19	7	6	13	8	-	-	-	-	-
2009.10	Boston	NHL	76	22	15	37	30	7	0	0	0	4
2010.11	Los Angeles	NHL	17	4	5	9	17	-	-	-	-	-
	Washington	NHL	18	1	6	7	6	9	1	2	3	4
NHL TOTALS			890	239	243	482	421	61	9	13	22	26

TEAM	GP	G	A	PTS	PIM
Anaheim	41	13	10	23	30
Atlanta	22	9	6	15	6
Boston	11	7	3	10	6
Buffalo	37	11	6	17	16
Calgary	31	5	12	17	12
Carolina	25	4	7	11	16
Chicago	36	11	13	24	18
Colorado	33	6	4	10	16
Columbus	22	9	5	14	16
Dallas	41	7	9	16	10
Detroit	33	6	8	14	14
Edmonton	35	9	8	17	16
Florida	27	8	11	19	14
Los Angeles	36	5	8	13	8
Minnesota	22	4	5	9	6
Montreal	40	16	4	20	34
Nashville	31	8	7	15	6
New Jersey	25	4	9	13	0
NY Islanders	25	6	5	11	14
NY Rangers	28	4	6	10	4
Ottawa	34	14	16	30	16
Philadelphia	28	7	8	15	12
Phoenix	39	10	9	19	14
Pittsburgh	23	6	7	13	6
St. Louis	33	8	6	14	12
San Jose	5	1	3	4	4
Tampa Bay	26	9	5	14	6
Toronto	41	12	20	32	41
Vancouver	33	12	15	27	14
Washington	27	8	8	16	34

Totals 890 239 243 482 421



## NHL FIRSTS

**First Game:** Oct. 4/97 vs CHI  
**First Goal:** Oct. 4/97 vs CHI  
**First Assist:** Oct. 4/97 vs CHI

## STREAKS

**Goals:** 4 games Twice (latest Dec. 27/09 – Jan. 1/10); 4 goals  
**Assists:** 5 games Twice (latest Feb. 16-26/08); 6 Assists  
**Points:** 8 games Feb. 16 – Mar. 3/08; 4-7-11

## HONOURS

NHL All-Star: 1999

## ACQUIRED

Signed as a free agent by Vancouver on July 1, 2011.

## PERSONAL

Enjoys playing soccer and tennis...If he wasn't playing hockey he would be working for BMW in his hometown...His favourite band is U2.

## CAREER HIGHLIGHTS

**2010.11:** Had five points (1-4-5) in his last six games...Scored his first goal as a Capital (GWG) and recorded an assist, Mar. 26 at MTL...Recorded his first point as a Capital with an assist, Mar. 9 vs EDM...Claimed off waivers from LA, Feb. 26...Made his Capitals debut, Mar. 1 vs NYL...Activated from IR Feb. 23 after missing 13 games...Missed beginning of the season (27 games with BOS, five games with LA) recovering from a lower body injury...Activated from the non-roster list and made Kings debut, Dec. 21 at COL...Traded to LA from BOS for future considerations, Dec. 11. **2009.10:** Hit the 20-goal mark for the seventh time in his career and seventh straight full season (played just 19 games due to injury in 2008.09)...Had seven multiple-point games, all two-point efforts...Had a four-game goal streak from Dec. 27-Jan. 1 (four goals), including the overtime score in the Winter Classic game vs PHI, Jan. 1 at Fenway Park...Played his 800th NHL game, Nov. 19 in ATL...Played seven playoff games before suffering torn ACL and MCL ligaments, May 1 vs PHI. **2008.09:** Suffered a knee injury, Dec. 18 vs TOR ending his season...Had four multiple-point games...Missed 63 games to injuries. **2007.08:** Recorded his sixth straight 20-goal season...Had 13 multiple-point games with his season-high, a 1-2-3 effort, Feb. 21 at FLA...Had an eight-game point streak from Feb. 16-Mar. 3 (4-7-11)...Played his 730th NHL game, Feb. 2 vs DET, passing Uwe Krupp for the most NHL games played by a player born and raised in Germany...Played his 700th NHL game, Nov. 23 vs NYL...Recorded his 200th NHL assist, Feb. 9 vs FLA...Registered his 400th NHL point with an assist in a 1-2-3 effort, Feb. 21 at FLA...Scored his 200th NHL goal, Feb. 28 vs PIT. **2006.07:** Hit the 20+ goal mark for the fifth straight season...Had seven multiple-point games, including his second career hat trick scored Dec. 19 in OTT. **2005.06:** Hit the 20+ goal mark for the fourth consecutive season...Set career season-highs in all offensive categories and finished third in the team's scoring race with 29-30-59 combined totals with SJ and BOS...Was second in the Sharks scoring race with 16 points (6-10-16) in 23 games at the time of his Nov. 30 trade to Boston...Had 11 multiple-point games with his season-high a 2-1-3 effort Jan. 16 vs ANA...Factored into 10 of 18 GWGs with Boston (6-4-10)...Recorded his 300th NHL point with a goal Mar. 4 vs BUF...Played his 600th NHL game Apr. 8 vs NYR. **2004.05:** Played 45 games with Ingolstadt in Germany with 22-16-38 totals, leading the team in goals and second overall in the club's scoring race. **2003.04:** Had nine multiple-point games with his season-high a 1-2-3 effort Feb. 19 vs CHI...Had two seven-game point streaks, from Nov. 11-Feb. 6 (2-8) and Feb. 14-27 (5-6-11)...Played his 500th NHL game Dec. 21 at ANA...Scored two goals in a 20-second span Nov. 13 vs STL. **2002.03:** Led the team in goals...Had nine multiple-point games, including four multiple-goal games and a season-high 2-1-3 effort Oct. 12 at VAN...Scored his 100th NHL goal Mar. 29 vs DAL...Recorded his 100th NHL assist Nov. 7 at NSH...Scored his 200th NHL point in a two-goal effort Mar. 6 vs MTL...Played his 400th NHL game Nov. 13 at Atlanta. **2001.02:** Led the team in shorthanded goals with three and his +23 on the season tied with Mike Rathje as a single-season team record...Hit the 20-goal mark for the first time in his career. **2000.01:** Led the team in shorthanded goals with three, including two Oct. 14 vs BOS...Had two goals Nov. 8 at CHI including his 100th NHL goal, winning the game in overtime...Played his 300th NHL game Mar. 22 at OTT. **1999.00:** Led the Sharks and tied for third overall in the NHL with four shorthanded goals...Played his 200th NHL game Jan. 25 vs COL...Missed eight games to injury. **1998.99:** Scored his first career hat trick in a career-high 3-2-5 effort Dec. 23 at EDM and was a +5 in the game...Played in the NHL All-Star Game and scored the first ever goal by a German player in an All-Star Game...Scored three game-winning goals in a seven-game span from Dec. 17-Jan. 2...Scored his first two playoff goals, including the GWG, Apr. 28 at COL. **1997.98:** Tied for fifth in the NHL's rookie scoring race...Was named the NHL's Rookie of the Month in November...His first three NHL goals proved game-winning scores as he became one of just five players since 1967 to accomplish that feat...Had a four-game point streak from Oct. 22-29 (1-3-4)...Played his first NHL game Oct. 4 vs CHI, recording his first NHL points with an assist and the game-winning goal in that contest...Europe: Played two seasons with Landshut in Germany with 28-47-75 and 90 PIMs in 93 career games.

## INTERNATIONAL

Olympics: 2010, 2002, 1998 World Cup: 2003  
 World Championship: 2008, 2001, 1997 World Junior Championship: 1995

## NHL MILESTONES

**100th NHL Game:** Dec. 10/98 at NSH  
**800th NHL Game:** Nov. 19/09 at ATL  
**100th NHL Point:** Nov. 8/00 at CHI  
**400th NHL Point:** Feb. 21/08 at FL

**100th NHL Goal:** Mar. 29/03 vs DAL  
**200th NHL Goal:** Feb. 28/08 vs PIT  
**100th NHL Assist:** Nov. 7/02 at NSH  
**200th NHL Assist:** Feb. 9/09 vs FLA

## 2010.11 GAME BY GAME

Oct. 9 vs PHX INJ  
 Oct. 10 @ PHX INJ  
 Oct. 16 @ NJ INJ  
 Oct. 19 @ WSH INJ  
 Oct. 21 vs WSH INJ  
 Oct. 23 vs NYR INJ  
 Oct. 28 vs TOR INJ  
 Oct. 30 @ OTT INJ  
 Nov. 3 @ BUF INJ  
 Nov. 5 @ WSH INJ  
 Nov. 6 vs STL INJ  
 Nov. 10 @ PIT INJ  
 Nov. 11 vs MTL INJ  
 Nov. 13 vs OTT INJ  
 Nov. 15 vs NJ INJ  
 Nov. 17 @ NYR INJ  
 Nov. 18 vs FLA INJ  
 Nov. 20 vs LA INJ  
 Nov. 22 @ TB INJ  
 Nov. 24 @ FLA INJ  
 Nov. 26 vs CAR INJ  
 Nov. 28 @ ATL INJ  
 Dec. 1 @ PHI INJ  
 Dec. 2 vs TB INJ  
 Dec. 4 @ TOR INJ  
 Dec. 7 vs BUF INJ  
 Dec. 9 vs NYI INJ  
 Dec. 11 vs PHI INJ

## ACQUIRED FROM BOSTON BY LOS ANGELES

Dec. 13 @ DET INJ  
 Dec. 16 @ STL INJ  
 Dec. 18 @ NSH INJ  
 Dec. 19 @ CHI INJ  
 Dec. 21 @ COL 0-0 1/0 11:42  
 Dec. 23 vs EDM 0-0 1/0 12:07  
 Dec. 26 vs ANA 0-1 2/0 10:03  
 Dec. 27 @ SJ 1-0 3/2 13:54  
 Dec. 29 @ PHX 1-0 1/1 13:56  
 Dec. 30 vs PHI 0-0 2/0 13:42  
 Jan. 1 vs SJ 0-0 3-1 19:05  
 Jan. 3 vs CHI 0-0 1/0 12:49  
 Jan. 6 vs NSH 0-1 2/1 13:40  
 Jan. 8 vs CBJ 1-1 3-1 17:52  
 Jan. 10 vs TOR 0-0 2/0 11:34  
 Jan. 13 vs STL 0-0 2/1 15:54  
 Jan. 15 vs EDM 1-1 2/2 16:35  
 Jan. 17 @ DAL 0-0 1/0 20:07  
 Jan. 18 @ STL 0-0 0-1 13:30  
 Jan. 20 vs PHX INJ  
 Jan. 22 @ PHX INJ  
 Jan. 24 vs BOS INJ  
 Jan. 26 vs SJ INJ  
 Feb. 1 @ MIN INJ  
 Feb. 2 @ EDM INJ  
 Feb. 5 @ CGY INJ  
 Feb. 10 @ PIT INJ  
 Feb. 12 @ WSH INJ  
 Feb. 13 @ PHI INJ  
 Feb. 16 @ CBJ INJ  
 Feb. 17 @ NYR INJ  
 Feb. 19 vs NYI INJ  
 Feb. 23 @ ANA 0-0 1/0 16:51  
 Feb. 24 vs MIN 0-1 1/1 13:18

## ACQUIRED BY WASHINGTON

Feb. 26 @ NYI DND  
 Mar. 1 vs NYI 0-0 2/0 12:46  
 Mar. 3 vs STL 0-0 3-1 11:41  
 Mar. 6 @ FLA 0-0 1/0 14:18  
 Mar. 7 @ TB 0-0 1/0 13:06  
 Mar. 9 vs EDM 0-1 3/1 13:46  
 Mar. 11 vs CAR 0-0 2/0 12:53  
 Mar. 13 vs CHI 0-0 0/0 15:03  
 Mar. 15 @ MTL 0-1 1/1 13:57  
 Mar. 16 @ DET 0-0 4/0 14:24  
 Mar. 18 @ NJ 0-0 0/0 14:56  
 Mar. 22 @ PHI 0-0 0-1 14:31  
 Mar. 25 @ OTT 0-0 4/0 11:44  
 Mar. 26 @ MTL 1-1 (W) 3/2 16:41  
 Mar. 29 vs CAR 0-0 0/1 13:46  
 Mar. 31 vs CBJ 0-1 1/0 16:04  
 Apr. 2 vs BUF 0-1 5/1 15:16  
 Apr. 5 @ TOR 0-1 0-1 14:12  
 Apr. 6 vs FLA 0-0 0-1 13:33  
 Apr. 9 @ FLA DND

#8

CHRIS  
TANEV

(KRIHS TA-nehv)

## CAREER STATS

MOST GOALS IN A GAME 0

MOST ASSISTS IN A GAME 1

JAN. 24/11 vs DAL

MOST POINTS IN A GAME 1

JAN. 24/11 vs DAL: 0-1-1

HAT TRICKS 0

GAME-WINNING GOALS 0

POWER PLAY GOALS 0

SHORTHANDED GOALS 0

OVERTIME POINTS 0-0-0

SHOOTOUT RECORD 0/0

0 GDG

PENALTY SHOT RECORD 0/0



## REGULAR SEASON

## PLAYOFFS

## TANEV vs NHL

SEASON	CLUB	LEA	GP	G	A	PTS	PIM	GP	G	A	PTS	PIM	TEAM	GP	G	A	PTS	PIM	
2006.07	Durham	OPJHL	40	0	9	9	8	-	-	-	-	-	Anaheim	2	0	0	0	0	
2007.08	Durham	OPJHL	19	1	6	7	12	-	-	-	-	-	Boston	1	0	0	0	0	
	Stouffville	OPJHL	4	0	0	0	0	-	-	-	-	-	Calgary	3	0	0	0	0	
2008.09	Markham	OPJHL	26	1	9	10	12	-	-	-	-	-	Chicago	1	0	0	0	0	
	Markham	OJHL	50	4	37	41	33	-	-	-	-	-	Colorado	2	0	0	0	0	
2009.10	R.I.T.	AHA	41	10	18	28	4	-	-	-	-	-	Columbus	1	0	0	0	0	
2010.11	Vancouver	NHL	29	0	1	1	0	5	0	0	0	0	Dallas	3	0	1	1	0	
	Manitoba	AHL	39	1	8	9	16	14	1	2	3	4	Los Angeles	2	0	0	0	0	
VANCOUVER/NHL TOTALS			29	0	1	1	0	5	0	0	0	0	Minnesota	2	0	0	0	0	
														Montreal	1	0	0	0	0
														Nashville	4	0	0	0	0
														Phoenix	3	0	0	0	0
														St. Louis	2	0	0	0	0
														San Jose	2	0	0	0	0
														Totals	29	0	1	1	0

## NHL FIRSTS

**First Game:** Jan. 18/11 at COL**First Point:** Jan. 24/11 vs DAL: 0-1-1**First Assist:** Jan. 24/11 vs DAL

## ACQUIRED

Signed by Vancouver on May 31, 2010.

## PERSONAL

Enjoys playing golf...Names the Buffalo Bills as his favourite NFL team...Lists his first game of the Stanley Cup Final as his most memorable hockey moment...Steve Yzerman was his favourite hockey player growing up.

## CAREER HIGHLIGHTS

**2010.11:** Made his NHL debut with Vancouver...Skated in five NHL playoff games with Vancouver, including three Stanley Cup Final games against Boston...Averaged 14:40 TOI during the playoffs...Registered 11 blocked shots in five playoff games...Appeared in 29 regular season games with Vancouver, recording an assist and registering 32 blocked shots...Recorded his first NHL point, an assist, Jan. 24/11 vs DAL...Made his NHL debut Jan. 18/11 at COL. **2009.10:** Named Atlantic Hockey's Rookie of the Year and was named to the Atlantic Hockey All-Rookie Team and Atlantic Hockey All-Tournament Team...Received the Craig Lauzon Award for top newcomer with R.I.T. following his rookie season...Helped the R.I.T. Tigers of the Atlantic Hockey Association (AHA) to their first appearance in the NCAA Tournament and the Frozen Four Semi-Final...Registered the game's opening goal in a 201 victory over No. 2 ranked Denver, Mar. 26/10 at the NCAA Regional Semi-Final...Helped R.I.T. advance to the conference championship, defeating the Sacred Heart Pioneers in the final to advance to the NCAA tournament...Finished fourth on the team in scoring with 28 points (10-18-28) in 41 games played...Led R.I.T. in plus/minus at +33. **2008.09:** Was named the Markham Waxers defenceman of the year following the 2008.09 season...Led all Markham defencemen in scoring with 41 points (4-37-41) in 50 games played.

## 2010.11 GAME BY GAME

Oct. 9	vs LA	MIN		
Oct. 11	vs FLA	MIN		
Oct. 13	@ ANA	MIN		
Oct. 15	@ LA	MIN		
Oct. 17	vs CAR	MIN		
Oct. 19	@ MIN	MIN		
Oct. 20	@ CHI	MIN		
Oct. 22	vs MIN	MIN		
Oct. 26	vs COL	MIN		
Nov. 1	vs NJ	MIN		
Nov. 2	@ EDM	MIN		
Nov. 4	@ COL	MIN		
Nov. 6	vs DET	MIN		
Nov. 9	@ MTL	MIN		
Nov. 11	@ OTT	MIN		
Nov. 13	@ TOR	MIN		
Nov. 15	@ BUF	MIN		
Nov. 17	@ PIT	MIN		
Nov. 20	vs CHI	MIN		
Nov. 21	vs PHX	MIN		
Nov. 24	vs COL	MIN		
Nov. 26	vs SJ	MIN		
Dec. 1	@ CGY	MIN		
Dec. 3	@ CHI	MIN		
Dec. 5	vs STL	MIN		
Dec. 8	vs ANA	MIN		
Dec. 11	vs TB	MIN		
Dec. 12	@ EDM	MIN		
Dec. 15	vs CBJ	MIN		
Dec. 18	vs TOR	MIN		
Dec. 20	@ STL	MIN		
Dec. 22	@ DET	MIN		
Dec. 23	@ CBJ	MIN		
Dec. 26	vs EDM	MIN		
Dec. 28	vs PHI	MIN		
Dec. 31	@ DAL	MIN		
Jan. 2	@ COL	MIN		
Jan. 3	@ SJ	MIN		
Jan. 5	vs CGY	MIN		
Jan. 7	vs EDM	MIN		
Jan. 8	vs DET	MIN		
Jan. 11	@ NYI	MIN		
Jan. 13	@ NYR	MIN		
Jan. 14	@ WSH	MIN		
Jan. 16	@ MIN	MIN		
Jan. 18	@ COL	0-0	1/-1	12:49
Jan. 20	vs SJ	0-0	0/0	10:32
Jan. 22	vs CGY	0-0	0/-1	11:54
Jan. 24	vs DAL	0-1	1/1	16:22
Jan. 26	vs NSH	0-0	1/0	11:26
Feb. 1	@ DAL	0-0	2/0	17:04
Feb. 2	@ PHX	0-0	1/2	15:25
Feb. 4	vs CHI	0-0	0/0	11:27
Feb. 7	vs OTT	DND		
Feb. 9	vs ANA	0-0	0/-1	15:46
Feb. 12	vs CGY	0-0	0/0	13:40
Feb. 14	@ STL	0-0	0/0	13:38
Feb. 15	@ MIN	0-0	0/1	14:34
Feb. 17	@ NSH	0-0	1/-1	18:06
Feb. 19	vs DAL	0-0	0/0	19:57
Feb. 22	vs MTL	0-0	0/-2	11:17
Feb. 24	vs STL	0-0	1/1	14:30
Feb. 26	vs BOS	0-0	0/0	12:25
Mar. 1	vs CBJ	0-0	0/0	11:41
Mar. 3	vs NSH	0-0	1/-1	11:28
Mar. 5	@ LA	0-0	2/1	10:16
Mar. 6	@ ANA	0-0	1/1	15:45
Mar. 8	@ PHX	0-0	1/0	14:31
Mar. 10	@ SJ	0-0	0/-1	12:15
Mar. 12	@ CGY	0-0	0/-1	16:42
Mar. 14	vs MIN	0-0	0/1	16:37
Mar. 16	vs COL	0-0	0/1	14:55
Mar. 18	vs PHX	0-0	1/0	10:23
Mar. 23	@ DET	DND		
Mar. 25	@ ATL	DND		
Mar. 27	@ CBJ	DND		
Mar. 29	@ NSH	0-0	1/0	10:19
Mar. 31	vs LA	0-0	0/0	14:12
Apr. 2	vs EDM	INJ		
Apr. 5	@ EDM	DND		
Apr. 7	@ EDM	INJ		
Apr. 9	@ CGY	INJ		

## COMPANY DIRECTORY

Home Ice .....	Allstate Arena
Address .....	2301 Ravine Way
	Glenview, IL 60025
Telephone .....	847.724.4625
Fax .....	847.724.1652
Web Site .....	www.chicagowolves.com
Media Relations Telephone .....	847.832.1964/1965
Media Relations Fax .....	847.724.1652
Ticket Info & Customer Service .....	847.724.4625

## EXECUTIVE DIRECTORY

### D.R.L. Enterprises

Chairman, Governor, AHL .....	Don Levin
Vice Chairman, AHL .....	William Buddy Meyers
Sr. Executive VP .....	Wayne Messmer
Director .....	Seth Gold
Director .....	Irwin Jann
President .....	Mike Gordon

Senior VP, Operations .....	Courtney Mahoney
General Manager, Chicago Wolves .....	Wendell Young
VP, Business Development .....	Curt Gruber
VP, Partnerships .....	Jon Sata

## HOCKEY OPERATIONS

General Manager .....	Wendell Young
Senior Advisor/Director, Hockey Operations .....	Gene Ubriaco
Assistant General Manager .....	Bill Bentley
Director, Media Relations .....	Justin Skelnik
Head Coach .....	Craig MacTavish
Assistant Coach .....	Karl Taylor
Assistant Coach .....	TBA
Head Athletic Trainer .....	Kevin Kacer
Strength & Conditioning .....	Rob Rosmis
Equipment Manager .....	Craig Kogut
Assistant Equipment Manager .....	Dan Mulligan
Goaltending Coach .....	Stan Dubicki
Skating/Skills Coach .....	Kenny McCudden
Hockey Operations Assistant .....	Norine Gillner

## 2011/12 SEASON SCHEDULE

Sat. Oct. 8	@ San Antonio	7:00 PM
Sun. Oct. 9	@ Houston	5:05 PM
Fri. Oct. 14	@ Milwaukee	7:00 PM
Sat. Oct. 15	Milwaukee	7:00 PM
Fri. Oct. 21	Rockford	7:30 PM
Sat. Oct. 22	@ Rockford	7:05 PM
Sun. Oct. 23	@ Peoria	7:00 PM
Fri. Oct. 28	Milwaukee	7:30 PM
Sat. Oct. 29	Texas	7:00 PM
Thu. Nov. 3	@ Peoria	7:00 PM
Fri. Nov. 4	@ Peoria	7:00 PM
Tue. Nov. 8	@ Hamilton	10:00 AM
Sat. Nov. 12	@ Milwaukee	1:30 PM
Fri. Nov. 18	@ Milwaukee	7:00 PM
Sat. Nov. 19	San Antonio	7:00 PM
Wed. Nov. 23	@ Texas	7:30 PM
Sat. Nov. 26	Peoria	7:00 PM
Sun. Nov. 27	Peoria	3:00 PM
Fri. Dec. 2	Abbotsford	7:30 PM
Sat. Dec. 3	@ Grand Rapids	7:00 PM
Sun. Dec. 4	Abbotsford	4:00 PM
Fri. Dec. 9	@ Rockford	7:05 PM
Sat. Dec. 10	Milwaukee	7:00 PM
Sun. Dec. 11	Grand Rapids	3:00 PM
Thu. Dec. 15	@ Charlotte	7:00 PM
Fri. Dec. 16	@ Charlotte	7:00 PM
Sun. Dec. 18	Toronto	3:00 PM
Thu. Dec. 22	Abbotsford	7:00 PM
Mon. Dec. 26	@ Peoria	7:00 PM
Wed. Dec. 28	@ Milwaukee	7:00 PM
Thu. Dec. 29	Rockford	7:00 PM
Sat. Dec. 31	Charlotte	3:00 PM
Fri. Jan. 6	@ Peoria	7:00 PM
Sat. Jan. 7	Lake Erie	7:00 PM
Sun. Jan. 8	Charlotte	3:00 PM
Wed. Jan. 11	Rockford	11:00 AM
Fri. Jan. 13	Milwaukee	7:30 PM
Sat. Jan. 14	Lake Erie	7:00 PM
Wed. Jan. 18	Texas	7:00 PM

Fri. Jan. 20	@ Rockford	7:05 PM
Sat. Jan. 21	Rockford	7:00 PM
Tue. Jan. 24	@ Abbotsford	7:00 PM
Wed. Jan. 25	@ Abbotsford	7:00 PM
Fri. Jan. 27	@ Milwaukee	7:00 PM
Fri. Feb. 3	Rockford	7:30 PM
Sat. Feb. 4	Peoria	7:00 PM
Tue. Feb. 7	Houston	11:00 AM
Fri. Feb. 10	@ Rockford	7:05 PM
Sat. Feb. 11	@ Rockford	7:05 PM
Wed. Feb. 15	Grand Rapids	7:00 PM
Sat. Feb. 18	Charlotte	7:00 PM
Sun. Feb. 19	Charlotte	3:00 PM
Fri. Feb. 24	Rockford	7:30 PM
Sat. Feb. 25	Abbotsford	7:00 PM
Sun. Feb. 26	@ Rockford	5:05 PM
Wed. Feb. 29	San Antonio	7:00 PM
Sat. Mar. 3	@ Milwaukee	7:00 PM
Sun. Mar. 34	Oklahoma City	4:00 PM
Wed. Mar. 37	Milwaukee	7:00 PM
Sat. Mar. 10	@ Charlotte	7:00 PM
Sun. Mar. 11	@ Charlotte	3:00 PM
Wed. Mar. 14	Peoria	7:00 PM
Sat. Mar. 17	@ Lake Erie	7:30 PM
Sun. Mar. 18	@ Toronto	3:00 PM
Thu. Mar. 22	@ Lake Erie	7:00 PM
Sat. Mar. 24	Hamilton	7:00 PM
Sun. Mar. 25	Houston	3:00 PM
Thu. Mar. 29	@ Abbotsford	7:00 PM
Fri. Mar. 30	@ Abbotsford	7:00 PM
Wed. Apr. 4	@ San Antonio	7:00 PM
Fri. Apr. 6	@ Houston	7:35 PM
Sat. Apr. 7	@ Oklahoma City	7:00 PM
Tue. Apr. 10	@ Texas	7:30 PM
Fri. Apr. 13	@ Grand Rapids	7:00 PM
Sat. Apr. 14	Milwaukee	7:00 PM
Sun. Apr. 15	Peoria	4:00 PM

Please note all times are Central



## CRAIG MACTAVISH

### HEAD COACH

**Born:** August 15, 1958

**Birthplace:** London, ON

**Residence:** Kelowna, BC

**Family:** Wife, Debbie; Sons, Nathan and Sean; Daughter, Brianna

Craig MacTavish is the eighth Head Coach in the Wolves' franchise history. The London, Ontario, native joins the Wolves after eight seasons as Head Coach of the Edmonton Oilers.

During MacTavish's tenure with the Oilers, he led the team to a 301-252-47-56 record in 656 regular season games from 2000 to 2009. Highlighted by a Stanley Cup Final appearance in 2006, MacTavish also posted a career winning record in the playoffs, going 19-17.

MacTavish became the 36th coach in NHL history to win 300-or-more games, accomplishing the feat during the 2008-09 season. At the conclusion of his tenure with the Oilers, MacTavish ranked 36th all-time in wins and 41st in games coached in the history of the NHL.

After leaving the Oilers organization following the 2008-09 season, MacTavish earned a master's degree in business from Queen's University.

Prior to being named Head Coach of Edmonton, MacTavish spent the 1999-00 season as an Assistant Coach with the Oilers and two seasons as an Assistant Coach with the New York Rangers, beginning in 1997-98.

MacTavish also had a long-standing career in the NHL as a player, appearing in 1093 career games and collecting 480 points (213-267-480) and 891 penalty minutes over the course of 17 seasons with the Boston Bruins, Edmonton Oilers, New York Rangers, Philadelphia Flyers and St. Louis Blues. The 6'1", 195-pound centre played in 193 career playoff games, recording 58 points (20-38-58) and 218 penalty minutes. During his playing career, MacTavish won four Stanley Cups with Edmonton (1986-87, 1987-88 and 1989-90) and New York (1993-94) and played in the NHL All-Star Game in 1995-96.



CRAIG MACTAVISH

## KARL TAYLOR

### ASSISTANT COACH

**Born:** March 4, 1971

**Birthplace:** North Bay, ON

**Residence:** Rancho Cucamonga, CA

**Family:** Wife, Bev; Daughter, Kate; Son, Mac

Karl Taylor joins the Wolves for the 2011-12 season after a three year tenure with the Ontario Reign. He compiled a record of 96-99-22 with the Los Angeles Kings ECHL affiliate and helped capture the Pacific Division championship in their first year of existence.

Taylor also spent three years coaching the Reading Royals of the ECHL, where he posted a record of 112-82-22. The North Bay, Ontario native led the team to two playoff appearances. Taylor was selected to coach the American Conference in the 2006 ECHL All-Star Game.

Prior to coaching in the ECHL, Taylor spent two years as the assistant coach at the University of New Brunswick (1997-1999), three years as the head coach at Red Deer College (2000-2003) and two years as head coach of the University of Waterloo (2003-2005).

Taylor attended the University of New Brunswick where he obtained a bachelor's degree in physical education. While at UNB, Taylor served as team captain of the men's hockey team, collecting an array of awards: the Alumni Merit Award for academic and athletic excellence, the Mark Jeffrey Award for leadership, dedication and commitment to the team and was selected to the UNB Athletics Ring of Distinction for his outstanding athletic performance.



KARL TAYLOR

# PETER ANDERSSON

DEFENCE SHOOTS LEFT 6'3" 194 LBS KVIDINGE, SWEDEN APR. 13, 1991



## REGULAR SEASON PLAYOFFS


SEASON	TEAM	LEA	GP	G	A	PTS	PIM	GP	G	A	PTS	PIM
2007.08	Vastra Frolunda HC	SWE	1	0	0	0	0	-	-	-	-	-
2009.10	Vastra Frolunda HC	SWE	21	1	4	5	4	-	-	-	-	-
	Boras HC	SWE	10	2	4	6	12	-	-	-	-	-
2010.11	Boras HC	SWE-1	30	2	2	4	24	-	-	-	-	-
	Vastra Frolunda HC	SEL	27	0	0	0	8	-	-	-	-	-

## ACQUIRED

Vancouver's fifth choice, 143rd overall in 2009 NHL Entry Draft.

# STEVEN ANTHONY

LEFT WING SHOOTS LEFT 6'2" 187 LBS HALIFAX, NS MAR. 21, 1991



## REGULAR SEASON PLAYOFFS


SEASON	TEAM	LEA	GP	G	A	PTS	PIM	GP	G	A	PTS	PIM
2007.08	Saint John	QMJHL	55	6	8	14	38	10	1	1	2	2
2008.09	Saint John	QMJHL	67	19	29	48	47	4	1	2	3	4
2009.10	Saint John	QMJHL	61	18	23	41	28	5	0	0	0	6
2010.11	Saint John	QMJHL	61	23	37	60	23	14	5	7	12	12

## ACQUIRED

Vancouver's seventh round choice, 187th overall in 2009 NHL Entry Draft.

# DARREN ARCHIBALD

LEFT WING SHOOTS LEFT 6'3" 210 LBS NEWMARKET, ON FEB. 9, 1990



## REGULAR SEASON PLAYOFFS

SEASON	TEAM	LEA	GP	G	A	PTS	PIM	GP	G	A	PTS	PIM
2007.08	Stouffville	OPJHL	49	21	27	48	46	-	-	-	-	-
2008.09	Barrie	OHL	68	25	24	49	35	5	4	3	7	2
2009.10	Barrie	OHL	57	26	33	59	62	16	5	5	10	16
2010.11	Barrie	OHL	24	18	12	30	21	-	-	-	-	-
	Niagara	OHL	37	23	13	36	30	14	10	4	14	6

## ACQUIRED

Signed as a free agent Dec. 13, 2010.

DEFENCE SHOOTS RIGHT 6'2" 197 LBS CALGARY, AB MAR. 23, 1976

## REGULAR SEASON PLAYOFFS

SEASON	TEAM	LEA	GP	G	A	PTS	PIM	GP	G	A	PTS	PIM
1995.96	Washington	NHL	1	0	0	0	0	1	0	0	0	10
	Kamloops	WHL	28	13	15	28	45	16	1	9	10	26
1996.97	Portland	AHL	8	2	2	4	4	-	-	-	-	-
1997.98	Washington	NHL	4	0	1	1	0	-	-	-	-	-
	Portland	AHL	70	2	24	26	70	10	1	4	5	10
1998.99	Washington	NHL	5	0	0	0	0	-	-	-	-	-
	Portland	AHL	38	5	14	19	62	-	-	-	-	-
1999.00	Washington	NHL	8	0	1	1	2	-	-	-	-	-
	Portland	AHL	71	5	18	23	56	4	1	2	3	10
2000.01	Chicago	NHL	8	0	0	0	6	-	-	-	-	-
	Norfolk	AHL	63	5	28	33	75	9	2	3	5	11
2001.02	Norfolk	AHL	76	10	24	34	72	4	0	1	1	2
2002.03	Vancouver	NHL	8	1	2	3	4	2	0	0	0	0
	Manitoba	AHL	59	8	31	39	82	1	0	0	0	4
2003.04	Pittsburgh	NHL	5	0	0	0	2	-	-	-	-	-
	Vancouver	NHL	9	0	3	3	2	-	-	-	-	-
	Manitoba	AHL	55	6	21	27	101	-	-	-	-	-
2004.05	Manitoba	AHL	78	9	30	39	51	14	0	4	4	10
2005.06	Vancouver	NHL	70	5	29	34	30	-	-	-	-	-
2006.07	Philadelphia	NHL	6	0	1	1	21	-	-	-	-	-
	Philadelphia	AHL	51	6	20	26	46	-	-	-	-	-
	Dallas	NHL	7	0	2	2	0	-	-	-	-	-
2007.08	Iowa	AHL	56	5	13	18	47	-	-	-	-	-
	Manitoba	AHL	18	0	6	6	10	3	0	1	1	4
2008.09	Manitoba	AHL	72	11	22	33	50	22	0	5	5	22
2009.10	Vancouver	NHL	12	1	1	2	2	1	0	0	0	0
	Manitoba	AHL	37	3	9	12	22	-	-	-	-	-
2010.11	Manitoba	AHL	66	4	25	29	36	14	0	3	3	10
VANCOUVER TOTALS			99	7	35	42	38	3	0	0	0	0
NHL TOTALS			143	7	40	47	69	4	0	0	0	10



THE PLAYERS

## ACQUIRED


Signed as a free agent July 2, 2008.

# BYRON BITZ

RIGHT WING SHOOTS RIGHT 6'4" 215 LBS SASKATOON, SK JUL. 21, 1984

## REGULAR SEASON PLAYOFFS

SEASON	TEAM	LEA	GP	G	A	PTS	PIM	GP	G	A	PTS	PIM
2003.04	Cornell	ECAC	31	5	16	21	36	-	-	-	-	-
2004.05	Cornell	ECAC	29	5	10	15	20	-	-	-	-	-
2005.06	Cornell	ECAC	35	10	18	28	52	-	-	-	-	-
2006.07	Cornell	ECAC	29	8	16	24	49	-	-	-	-	-
2007.08	Providence	AHL	61	13	14	27	70	10	1	1	2	6
2008.09	Boston	NHL	35	4	3	7	18	5	1	1	2	2
	Providence	AHL	37	3	7	10	68	-	-	-	-	-
2009.10	Boston	NHL	45	4	5	9	31	-	-	-	-	-
	Florida	NHL	7	1	1	2	2	-	-	-	-	-
2010.11	Florida	NHL	-	-	-	-	-	-	-	-	-	-
NHL TOTALS			87	9	9	18	51	5	1	1	2	2



## ACQUIRED

Signed as a free agent July 25, 2011.

# LUDWIG BLOMSTRAND

LEFT WING SHOOTS LEFT 6'1" 198 LBS UPPSALA, SWE MAR. 8, 1993



## REGULAR SEASON PLAYOFFS


SEASON	TEAM	LEA	GP	G	A	PTS	PIM	GP	G	A	PTS	PIM
2008.09	Almtuna	SWE-U18	10	3	0	3	8	-	-	-	-	-
	Gimo	SWE-4	26	17	10	27	18	-	-	-	-	-
2009.10	Djurgardens	SWE-U18	35	9	19	28	24	5	0	2	2	0
2010.11	Djurgardens	SWE-U18	9	2	11	13	4	5	1	3	4	10
	Djurgardens	SWE-JR	35	3	4	7	14	3	0	0	0	2

## ACQUIRED

Vancouver's fourth round choice, 120th overall in 2011 NHL Entry Draft.

# MATT CLIMIE

GOALIE CATCHES RIGHT 6'3" 194 LBS LEDUC, AB FEB. 11, 1983



## REGULAR SEASON

SEASON	TEAM	LEA	GP	MIN	GA	SO	GAA	W	L	T	SVS	PCT
2004.05	Bemidji State	NCAA	21	1167	35	4	1.80	12	5	1	382	.916
2005.06	Bemidji State	NCAA	18	1065	48	1	2.70	8	7	2	506	.913
2006.07	Bemidji State	NCAA	29	1666	84	2	3.03	11	10	5	733	.897
2007.08	Bemidji State	NCAA	27	1529	55	5	2.16	14	8	3	580	.913
	Iowa	AHL	6	346	23	0	n/a	1	4	1	157	.872
2008.09	Dallas	NHL	3	185	9	0	2.92	2	1	0	76	.894
	Idaho	ECHL	42	2404	92	4	2.30	27	12	1	996	.915
2009.10	Dallas	NHL	1	60	5	0	5.00	0	1	0	33	.868
	Texas	AHL	43	2539	104	3	2.46	21	17	3	1180	.919
2010.11	Phoenix	NHL	1	32	1	0	1.88	0	0	0	15	.938
	San Antonio	AHL	55	3040	134	3	2.64	26	22	3	1407	.913

NHL TOTALS 5 277 15 0 3.24 2 2 0 124 .892

## PLAYOFFS


SEASON	TEAM	LEA	GP	MIN	GA	SO	GAA	W	L	T	SVS	PCT
2008.09	Idaho	ECHL	4	199	8	0	2.41	0	3		89	.924
	Houston	AHL	5	191	6	0	1.88	1	1		103	.945
2009.10	Texas	AHL	15	885	40	0	2.71	7	6		436	.916

## ACQUIRED

Signed as a free agent July 7, 2011.

# KEVIN CONNAUTON

DEFENCE SHOOTS LEFT 6'1" 196 LBS EDMONTON, AB FEB. 23, 1990



## REGULAR SEASON PLAYOFFS

SEASON	TEAM	LEA	GP	G	A	PTS	PIM	GP	G	A	PTS	PIM
2007.08	Spruce Grove	AJHL	56	13	32	45	59	15	5	0	5	18
2008.09	Western Michigan	NCAA	40	7	11	18	44	-	-	-	-	-
	Vancouver	WHL	69	24	48	72	107	16	3	10	13	21
2010.11	Manitoba	AHL	73	11	12	23	51	6	1	0	1	0

## ACQUIRED

Vancouver's third choice, 83rd overall in 2009 NHL Entry Draft.




DEFENCE SHOOTS RIGHT 6'0" 188 LBS WOODBRIDGE, ON MAR. 26, 1993

## REGULAR SEASON PLAYOFFS

SEASON	TEAM	LEA	GP	G	A	PTS	PIM	GP	G	A	PTS	PIM
2009.10	Sudbury	OHL	63	1	8	9	46	4	0	1	1	0
2010.11	Sudbury	OHL	67	4	26	30	94	8	1	4	5	8

## ACQUIRED

Vancouver's fifth round choice, 150th overall in 2009 NHL Entry Draft.



MIKE DUGO

LEFT WING SHOOTS RIGHT 5'10" 195 LBS TORONTO, ON JUL 8, 1987

## REGULAR SEASON PLAYOFFS

SEASON	TEAM	LEA	GP	G	A	PTS	PIM	GP	G	A	PTS	PIM
2001.02	Streetsville	OPJHL	41	5	6	11	18	-	-	-	-	-
2003.04	Stouffville	OPJHL	7	3	2	5	15	-	-	-	-	-
	Thornhill	OPJHL	37	25	30	55	50	-	-	-	-	-
	Kitchener	OHL	5	1	2	3	4	4	0	1	1	4
2004.05	Kitchener	OHL	62	24	26	50	78	15	0	0	0	11
2005.06	Kitchener	OHL	59	22	22	44	113	5	2	1	3	10
2006.07	Kitchener	OHL	54	20	20	40	121	9	1	1	2	12
2007.08	Kitchener	OHL	62	32	22	54	173	20	16	6	22	37
2008.09	Rochester	AHL	68	14	14	28	147	-	-	-	-	-
2009.10	Florida	NHL	10	0	0	0	50	-	-	-	-	-
	Rochester	AHL	59	9	10	19	111	7	1	0	1	18
2010.11	Florida	NHL	2	0	0	0	10	-	-	-	-	-
	Rochester	AHL	67	20	11	31	126	-	-	-	-	-

VANCOUVER/NHL TOTALS

## ACQUIRED

Signed as a free agent July 14, 2011.



ANDREW EBBETT


CENTRE SHOOTS LEFT 5'10" 180 LBS CALGARY, AB JAN. 2, 1983

## REGULAR SEASON PLAYOFFS

SEASON	TEAM	LEA	GP	G	A	PTS	PIM	GP	G	A	PTS	PIM
2001.02	Salmon Arm	BCHL	60	45	39	84	54	-	-	-	-	-
2002.03	Michigan	CCHA	43	9	18	27	22	-	-	-	-	-
2003.04	Michigan	CCHA	43	9	28	37	56	-	-	-	-	-
2004.05	Michigan	CCHA	40	6	31	37	28	-	-	-	-	-
2005.06	Michigan	CCHA	41	14	28	42	25	-	-	-	-	-
2006.07	Binghamton	AHL	71	26	39	65	44	-	-	-	-	-
2007.08	Anaheim	NHL	3	0	0	0	2	-	-	-	-	-
	Portland	AHL	74	18	54	72	66	18	6	11	17	4
2008.09	Anaheim	NHL	48	8	24	32	24	13	1	2	3	8
	Iowa	AHL	28	10	19	29	6	-	-	-	-	-
2009.10	Anaheim	NHL	2	0	0	0	0	-	-	-	-	-
	Chicago	NHL	10	1	0	1	2	-	-	-	-	-
	Minnesota	NHL	49	8	6	14	6	-	-	-	-	-
2010.11	Phoenix	NHL	33	2	3	5	4	3	0	0	0	0
	San Antonio	AHL	37	11	27	38	12	-	-	-	-	-
NHL TOTALS			145	19	33	52	38	16	1	2	3	8

## ACQUIRED

Signed as a free agent July 5, 2011.



# TAYLOR ELLINGTON

DEFENCE SHOOTS LEFT 6'1" 207 LBS VICTORIA, BC OCT. 31, 1988



## REGULAR SEASON PLAYOFFS

SEASON	TEAM	LEA	GP	G	A	PTS	PIM	GP	G	A	PTS	PIM
2004.05	Everett	WHL	47	0	0	0	48	8	0	1	1	4
2005.06	Everett	WHL	63	0	7	7	62	15	1	2	3	16
2006.07	Everett	WHL	60	5	8	13	65	6	1	0	1	2
2007.08	Everett	WHL	48	3	11	14	66	4	0	0	0	0
2008.09	Everett	WHL	69	6	26	32	130	5	0	5	5	6
	Manitoba	AHL	1	1	0	1	0	-	-	-	-	-
2009.10	Victoria	ECHL	48	3	11	14	49	-	-	-	-	-
	Manitoba	AHL	19	1	3	4	9	-	-	-	-	-
2010.11	Victoria	ECHL	14	0	3	3	18	-	-	-	-	-

## ACQUIRED

Vancouver's second round choice, 33rd overall in 2007 NHL Entry Draft.

# SEBASTIAN ERIXON

DEFENCE SHOOTS LEFT 5'10" 183 LBS SUNDSVALL, SWE SEPT. 12, 1989



## REGULAR SEASON PLAYOFFS


SEASON	TEAM	LEA	GP	G	A	PTS	PIM	GP	G	A	PTS	PIM
2006.07	Timrå IK	SEL	2	0	0	0	0	-	-	-	-	-
2007.08	Timrå IK	SEL	27	0	0	0	2	8	0	0	0	4
	Sundsvall IF	SWE-1	23	2	5	7	12	-	-	-	-	-
2008.09	Timrå IK	SEL	48	3	4	7	14	7	1	2	3	2
2009.10	Timrå IK	SEL	46	4	3	7	14	5	2	0	2	0
2010.11	Timrå IK	SEL	44	5	15	20	20	-	-	-	-	-

## ACQUIRED

Signed as a free agent Apr. 20, 2011.

# ALEX FRIESEN

CENTRE SHOOTS LEFT 5'10" 189 LBS NIAGARA-ON-THE-LAKE, ON JAN. 30, 1991



## REGULAR SEASON PLAYOFFS

SEASON	TEAM	LEA	GP	G	A	PTS	PIM	GP	G	A	PTS	PIM
2007.08	Niagara	OHL	46	5	9	14	26	10	0	2	2	6
2008.09	Niagara	OHL	64	11	22	33	94	12	3	7	10	25
2009.10	Niagara	OHL	60	23	37	60	94	5	1	6	7	8
2010.11	Niagara	OHL	60	26	40	66	61	14	2	8	10	19

## ACQUIRED

Vancouver's sixth round choice, 172nd overall in the 2010 NHL Entry Draft.

# ALEXANDRE GRENIER


RIGHT WING   SHOOTS RIGHT   6'5"   200 LBS   LAVAL, QC   SEPT. 5, 1991

## REGULAR SEASON   PLAYOFFS

SEASON	TEAM	LEA	GP	G	A	PTS	PIM	GP	G	A	PTS	PIM
2010.11	Quebec	QMJHL	31	9	15	24	6	15	8	8	16	4

### ACQUIRED

Vancouver's third round choice, 90th overall in the 2011 NHL Entry Draft.



THE PLAYERS

# SAWYER HANNAY

DEFENCE   SHOOTS RIGHT   6'4"   202 LBS   MONCTON, NB   SEPT. 6, 1992

## REGULAR SEASON   PLAYOFFS

SEASON	TEAM	LEA	GP	G	A	PTS	PIM	GP	G	A	PTS	PIM
2009.10	Halifax	QMJHL	54	1	5	6	158	-	-	-	-	-
2010.11	Halifax	QMJHL	58	0	7	7	164	4	0	1	1	13

### ACQUIRED

Vancouver's seventh round choice, 205th overall in the 2010 NHL Entry Draft.



# NICKLAS JENSEN

RIGHT WING   SHOOTS LEFT   6'3"   186 LBS   HERNING, DEN   MAR. 6, 1993

## REGULAR SEASON   PLAYOFFS

SEASON	TEAM	LEA	GP	G	A	PTS	PIM	GP	G	A	PTS	PIM
2009.10	Herning	DEN	34	12	14	26	28	10	6	4	10	8
2010.11	Oshawa	OHL	61	29	29	58	42	10	7	4	11	2

### ACQUIRED

Vancouver's first round choice, 29th overall in the 2011 NHL Entry Draft.



# KIRIL KOLTISOV

DEFENCE SHOOTS LEFT 5'11" 176 LBS CHELYABINSK, USSR FEB. 1, 1983



## REGULAR SEASON PLAYOFFS

SEASON	TEAM	LEA	GP	G	A	PTS	PIM	GP	G	A	PTS	PIM
1999.00	Omsk	RUS	2	0	0	0	0	-	-	-	-	-
2000.01	Omsk	RUS	39	0	1	1	20	-	-	-	-	-
2001.02	Omsk	RUS	40	1	5	6	32	-	-	-	-	-
2002.03	Omsk	RUS	45	4	8	12	54	12	1	3	4	8
2003.04	Manitoba	AHL	74	7	25	32	62	-	-	-	-	-
2004.05	Manitoba	AHL	28	3	14	17	42	-	-	-	-	-
	Omsk	RUS	22	2	2	4	46	10	0	1	1	18
2005.06	Omsk	RUS	44	9	8	17	100	13	4	5	9	10
2006.07	Omsk	RUS	51	9	31	40	46	11	3	4	7	14
2007.08	Ufa	RUS	50	5	17	22	45	12	0	6	6	6
2008.09	Ufa	KHL	49	5	20	25	81	3	0	0	0	2
2009.10	Ufa	KHL	45	6	16	22	40	-	-	-	-	-
2010.11	Ufa	KHL	50	5	20	25	60	21	2	9	11	14

## ACQUIRED

Vancouver's second round choice, 49th overall in the 2002 NHL Entry Draft.

# JOSEPH LABATE

CENTRE SHOOTS LEFT 6'4" 190 LBS BURNSVILLE, MN APR. 16, 1993



## REGULAR SEASON PLAYOFFS

SEASON	TEAM	LEA	GP	G	A	PTS	PIM	GP	G	A	PTS	PIM
2009.10	A. of Holy Angels	High-MN	25	29	29	58	26	2	0	1	1	2
2010.11	A. of Holy Angels	High-MN	25	27	22	49	42	1	2	1	3	0

## ACQUIRED

Vancouver's fourth round choice, 101st overall in the 2011 NHL Entry Draft.

# EDDIE LACK

GOALIE CATCHES RIGHT 6'5" 197 LBS NORRTALJE, SWEDEN JAN. 5, 1988



## REGULAR SEASON

SEASON	TEAM	LEA	GP	MIN	GA	SO	GAA	W	L	T	SVS	PCT
2004.05	Djurgarden	SWE-JE	1	60	6	0	6.00	n/a	n/a	n/a	n/a	.872
2005.06	Djurgarden	SWE-JE	18	1095	32	3	1.75	n/a	n/a	n/a	n/a	.930
2006.07	Leksands	SWE-JE	18	1056	56	0	3.18	n/a	n/a	n/a	n/a	.909
	Leksands	SWE-AI	2	78	4	0	3.08	n/a	n/a	n/a	n/a	.867
2007.08	Leksands	SWE-JE	18	1077	49	4	2.73	n/a	n/a	n/a	n/a	.909
	Leksands	SWE-AI	24	1441	45	4	1.87	n/a	n/a	n/a	n/a	.923
2008.09	Leksands	SWE-JE	2	120	4	1	2.00	n/a	n/a	n/a	n/a	.900
	Leksands	SWE-AI	32	1905	64	4	2.02	n/a	n/a	n/a	n/a	.930
2009.10	Brynäs	SWE-JE	6	359	21	0	3.51	n/a	n/a	n/a	n/a	.884
	Brynäs	SWE-E	14	808	36	0	2.67	5	7	1	n/a	.911

## PLAYOFFS

SEASON	TEAM	LEA	GP	MIN	GA	SO	GAA	W	L	T	SVS	PCT
2007.08	Leksands	SWE-JE	3	179	8	0	2.68	n/a	n/a	n/a	n/a	.925
2008.09	Leksands	SWE-AI	6	355	14	0	2.37	n/a	n/a	n/a	n/a	.903
2009.10	Brynäs	SWE-E	2	78	2	0	1.53	n/a	n/a	n/a	n/a	.946

## ACQUIRED

Signed as a free agent, June 4, 2010.



**RIGHT WING**   **SHOOTS RIGHT**   **6'4"**   **217 LBS**   **LONDON, ON**   **JULY 11, 1985**

## REGULAR SEASON   PLAYOFFS

SEASON	TEAM	LEA	GP	G	A	PTS	PIM	GP	G	A	PTS	PIM
2001.02	Ottawa	OHL	34	3	3	6	10	2	0	1	1	0
2002.03	Ottawa	OHL	61	8	11	19	20	11	2	1	3	2
2003.04	Ottawa	OHL	67	29	36	65	56	7	5	3	8	11
2004.05	Ottawa	OHL	64	36	32	68	86	21	14	10	24	24
2005.06	Rochester	AHL	71	18	24	42	80	-	-	-	-	-
2006.07	Buffalo	NHL	3	0	1	1	2	-	-	-	-	-
	Rochester	AHL	64	23	34	57	49	6	1	5	6	6
2007.08	Rochester	AHL	80	21	36	57	78	-	-	-	-	-
2008.09	Buffalo	NHL	7	1	1	2	4	-	-	-	-	-
	Portland	AHL	73	29	38	67	61	5	1	2	3	2
2009.10	Buffalo	NHL	6	1	1	2	4	-	-	-	-	-
	Portland	AHL	74	28	45	73	55	4	1	1	2	2
2010.11	Buffalo	NHL	20	1	7	8	12	1	0	0	0	0
	Portland	AHL	56	32	32	64	57	9	6	6	12	0
<b>NHL TOTALS</b>			<b>36</b>	<b>3</b>	<b>10</b>	<b>13</b>	<b>22</b>	<b>1</b>	<b>0</b>	<b>0</b>	<b>0</b>	<b>0</b>

## ACQUIRED

Signed as a free agent July 2, 2011.



# TAYLOR MATSON

**CENTRE**   **SHOOTS RIGHT**   **6'0"**   **185 LBS**   **MOUND, MN**   **SEPT. 16, 1985**

## REGULAR SEASON   PLAYOFFS

SEASON	TEAM	LEA	GP	G	A	PTS	PIM	GP	G	A	PTS	PIM
2006.07	Des Moines	USHL	10	1	2	3	6	6	0	1	1	10
2007.08	Des Moines	USHL	55	13	24	37	38	-	-	-	-	-
2008.09	Minnesota	WCHA	13	1	0	1	2	-	-	-	-	-
2009.10	Minnesota	WCHA	19	2	3	5	6	-	-	-	-	-
2010.11	Minnesota	WCHA	33	10	3	13	16	-	-	-	-	-

## ACQUIRED

Vancouver's sixth round choice, 176th overall in the 2007 NHL Entry Draft.



# PATRICK MCNALLY

**DEFENCE**   **SHOOTS LEFT**   **6'2"**   **180 LBS**   **GLEN HEAD, NY**   **DEC. 4, 1991**

## REGULAR SEASON   PLAYOFFS

SEASON	TEAM	LEA	GP	G	A	PTS	PIM	GP	G	A	PTS	PIM
2008.09	Suffolk Pal	MTJHL	52	25	41	66	72	-	-	-	-	-
2009.10	Milton Academy	HIGH-MA	28	14	21	35	n/a	-	-	-	-	-

## ACQUIRED

Vancouver's fourth round choice, 115th overall in the 2010 NHL Entry Draft.



# RYAN PARENT

DEFENCE SHOOTS LEFT 6'2" 195 LBS PRINCE ALBERT, SK MAY 17, 1987




		REGULAR SEASON							PLAYOFFS				
SEASON	TEAM	LEA	GP	G	A	PTS	PIM		GP	G	A	PTS	PIM
2003.04	Guelph	OHL	58	1	5	6	18		22	0	0	0	2
2004.05	Guelph	OHL	66	2	17	19	36		4	0	1	1	4
2005.06	Guelph	OHL	60	4	17	21	122		15	1	4	5	24
	Milwaukee	AHL	-	-	-	-	-		10	0	0	0	4
2006.07	Philadelphia	NHL	1	0	0	0	0		-	-	-	-	-
	Guelph	OHL	43	3	7	10	86		4	0	1	1	14
	Philadelphia	AHL	6	1	0	1	4		-	-	-	-	-
2007.08	Philadelphia	NHL	22	0	0	0	6		4	0	1	1	0
	Philadelphia	AHL	53	1	7	8	42		-	-	-	-	-
2008.09	Philadelphia	NHL	31	0	4	4	10		6	0	0	0	6
	Philadelphia	AHL	15	0	1	1	18		-	-	-	-	-
2009.10	Philadelphia	NHL	48	1	2	3	20		17	1	0	1	2
2010.11	Vancouver	NHL	4	0	0	0	0		-	-	-	-	-
	Manitoba	AHL	39	1	1	2	56		-	-	-	-	-
VANCOUVER TOTALS			4	0	0	0	0		-	-	-	-	-
NHL TOTALS			106	1	6	7	36		27	1	1	2	8

## ACQUIRED

From Philadelphia, alongside Jonas Andersson, in exchange for Shane O'Brien and Dan Gendur, Oct. 5, 2011.

# STEVE PINIZZOTTO

CENTRE SHOOTS RIGHT 6'1" 201 LBS MISSISSAUGA, ON APR. 26, 1984




		REGULAR SEASON						PLAYOFFS				
SEASON	TEAM	LEA	GP	G	A	PTS	PIM	GP	G	A	PTS	PIM
2000.01	Oakville	OPJHL	5	2	1	3	2	-	-	-	-	-
2001.02	Oakville	OPJHL	34	10	16	26	40	-	-	-	-	-
2002.03	Oakville	OPJHL	44	16	24	40	152	-	-	-	-	-
2003.04	Oakville	OPJHL	39	17	34	51	177	-	-	-	-	-
2004.05	Oakville	OPJHL	48	33	62	95	86	-	-	-	-	-
2005.06	R.I.T.	NCAA	20	7	6	13	32	-	-	-	-	-
2006.07	R.I.T.	NCAA	34	13	31	44	76	-	-	-	-	-
	Hershey	AHL	5	0	0	0	4	-	-	-	-	-
2007.08	South Carolina	ECHL	40	15	17	32	58	10	1	2	3	34
	Hershey	AHL	23	0	4	4	12	5	0	0	0	13
2008.09	Hershey	AHL	45	4	7	11	61	21	3	2	5	28
	South Carolina	ECHL	11	4	6	10	19	-	-	-	-	-
2009.10	Hershey	AHL	69	13	28	41	124	21	5	3	8	33
2010.11	Hershey	AHL	68	17	25	42	178	6	2	2	4	6

## ACQUIRED

Signed as a free agent July 3, 2011.

# ADAM POLASEK

DEFENCE SHOOTS LEFT 6'3" 200 LBS OSTRAVA, CZECH REP. JUL. 12, 1991



		REGULAR SEASON							PLAYOFFS				
SEASON	TEAM	LEA	GP	G	A	PTS	PIM		GP	G	A	PTS	PIM
2009.10	P.E.I.	QMJHL	66	13	28	41	91		5	0	0	0	2
2010.11	P.E.I.	QMJHL	61	7	32	39	59		5	0	0	0	8

## ACQUIRED

Vancouver's fifth round choice, 145th overall in the 2010 NHL Entry Draft.

**DEFENCE**   **SHOOTS RIGHT**   **6'1"**   **175 LBS**   **MILTON, ON**   **SEPT. 26, 1990**

## REGULAR SEASON   PLAYOFFS

SEASON	TEAM	LEA	GP	G	A	PTS	PIM	GP	G	A	PTS	PIM
2006.07	Milton	OPIHL	37	1	6	7	51	-	-	-	-	-
2007.08	Milton	OPIHL	44	10	22	32	28	-	-	-	-	-
2008.09	Nepean	CJHL	55	12	29	41	50	-	-	-	-	-
2009.10	Colgate	ECAC	35	6	8	14	32	-	-	-	-	-
2010.11	Colgate	ECAC	42	5	14	19	28	-	-	-	-	-

### ACQUIRED

Vancouver's fourth round choice, 113th overall in the 2009 NHL Entry Draft.



# PRAB RAI

**CENTRE**   **SHOOTS LEFT**   **5'11"**   **191 LBS**   **SURREY, BC**   **NOV. 22, 1989**

## REGULAR SEASON   PLAYOFFS

SEASON	TEAM	LEA	GP	G	A	PTS	PIM	GP	G	A	PTS	PIM
2005.06	Prince George	WHL	38	5	0	5	15	-	-	-	-	-
2006.07	Prince George	WHL	24	2	3	5	12	-	-	-	-	-
	Seattle	WHL	38	5	14	19	18	8	1	4	5	0
2007.08	Seattle	WHL	72	20	45	65	21	11	2	4	6	4
2008.09	Seattle	WHL	61	25	40	65	29	5	1	1	2	0
2009.10	Seattle	WHL	67	41	28	69	20	-	-	-	-	-
2010.11	Seattle	WHL	-	-	-	-	-	-	-	-	-	-

### ACQUIRED

Vancouver's fifth round choice, 131st overall in the 2008 NHL Entry Draft.



# ANTON RODIN

**FORWARD**   **SHOOTS LEFT**   **5'11"**   **174 LBS**   **STOCKHOLM, SWE**   **NOV. 21, 1990**

## REGULAR SEASON   PLAYOFFS

SEASON	TEAM	LEA	GP	G	A	PTS	PIM	GP	G	A	PTS	PIM
2008.09	Oskarshamn	SWE-1	6	0	0	0	2	-	-	-	-	-
2009.10	Brynäs	SEL	36	1	4	5	8	5	1	0	1	4
	Mora	SWE-1	8	2	2	4	0	-	-	-	-	-
2010.11	Brynäs	SEL	53	7	19	26	16	5	1	1	2	0


### ACQUIRED

Vancouver's second round choice, 53rd overall in the 2009 NHL Entry Draft.



# YANN SAUVE

DEFENCE SHOOTS LEFT 6'3" 220 LBS MONTREAL, QC FEB. 18, 1990



## REGULAR SEASON PLAYOFFS


SEASON	TEAM	LEA	GP	G	A	PTS	PIM	GP	G	A	PTS	PIM
2006.07	Saint John	QMJHL	60	2	13	15	75	-	-	-	-	-
2007.08	Saint John	QMJHL	69	6	15	21	92	14	1	2	3	23
2008.09	Saint John	QMJHL	61	5	25	30	64	4	0	2	2	8
2009.10	Saint John	QMJHL	61	7	29	36	65	21	5	10	15	36
2010.11	<b>Vancouver</b>	<b>NHL</b>	<b>5</b>	<b>0</b>	<b>0</b>	<b>0</b>	<b>0</b>	-	-	-	-	-
	Manitoba	AHL	39	3	11	14	24	13	0	1	1	4
	Victoria	ECHL	8	0	2	2	4	-	-	-	-	-
<b>VANCOUVER/NHL TOTALS</b>			<b>5</b>	<b>0</b>	<b>0</b>	<b>0</b>	<b>0</b>	-	-	-	-	-

## ACQUIRED

Vancouver's second round choice, 41st overall in the 2008 NHL Entry Draft.

# STEFAN SCHNEIDER

DEFENCE SHOOTS RIGHT 6'4" 199 LBS VERNON, BC DEC. 13, 1989



## REGULAR SEASON PLAYOFFS

SEASON	TEAM	LEA	GP	G	A	PTS	PIM	GP	G	A	PTS	PIM
2007.08	Vancouver	WHL	36	0	4	4	36	4	0	0	0	0
2008.09	Portland	WHL	67	11	5	16	45	-	-	-	-	-
2009.10	Portland	WHL	72	12	11	23	42	13	3	2	5	10
2010.11	Manitoba	AHL	47	2	2	4	9	3	0	0	0	0

## ACQUIRED

Signed as a free agent March 29, 2010.

# JORDAN SCHROEDER

CENTRE SHOOTS RIGHT 5'9" 180 LBS PRIOR LAKE, MN SEPT. 29, 1990



## REGULAR SEASON PLAYOFFS

SEASON	TEAM	LEA	GP	G	A	PTS	PIM	GP	G	A	PTS	PIM
2006.07	U.S. National U-18	NAHL	31	12	11	23	10	-	-	-	-	-
2007.08	U.S. National U-18	NAHL	14	1	8	9	4	-	-	-	-	-
2008.09	Minnesota	NCAA	35	13	32	45	29	-	-	-	-	-
2009.10	Minnesota	NCAA	37	9	19	28	14	-	-	-	-	-
	Manitoba	AHL	11	4	5	9	0	6	3	3	6	4
2010.11	Manitoba	AHL	61	10	18	28	10	14	1	5	6	2

## ACQUIRED

Vancouver's first round choice, 22nd overall in the 2009 NHL Entry Draft.




DEFENCE SHOOTS RIGHT 6'1" 198 LBS KAUFBEUREN, GER MAY 30, 1984

## REGULAR SEASON PLAYOFFS

SEASON	TEAM	LEA	GP	G	A	PTS	PIM	GP	G	A	PTS	PIM
2002.03	Hamburg	DEL	18	0	1	1	18	5	0	0	0	12
2003.04	DEG	DEL	46	4	1	5	56	4	0	0	0	8
2004.05	DEG	DEL	42	5	6	11	68	-	-	-	-	-
2005.06	DEG	DEL	48	3	15	18	82	13	3	6	9	22
2006.07	DEG	DEL	44	4	11	15	82	9	2	1	3	20
2007.08	Milwaukee	AHL	61	7	25	32	47	-	-	-	-	-
2008.09	Nashville	NHL	2	0	0	0	0	-	-	-	-	-
	Milwaukee	AHL	48	8	26	34	36	-	-	-	-	-
2009.10	Nashville	NHL	20	0	2	2	4	-	-	-	-	-
	Milwaukee	AHL	36	7	23	30	8	7	1	5	6	2
2010.11	Nashville	NHL	31	1	3	4	14	-	-	-	-	-
	Florida	NHL	9	0	1	1	0	-	-	-	-	-
NHL TOTALS			62	1	6	7	18	-	-	-	-	-

## ACQUIRED

Signed as a free agent July 7, 2011.



# BILL SWEATT


LEFT WING SHOOTS LEFT 6'0" 190 LBS ELBURN, IL OCT. 21, 1988

## REGULAR SEASON PLAYOFFS

SEASON	TEAM	LEA	GP	G	A	PTS	PIM	GP	G	A	PTS	PIM
2004.05	U.S. National U-18	NAHL	41	7	9	16	12	-	-	-	-	-
2005.06	U.S. National U-18	NAHL	17	10	15	25	4	-	-	-	-	-
2006.07	Colorado College	NCAA	30	9	17	26	18	-	-	-	-	-
2007.08	Colorado College	NCAA	37	10	17	27	38	-	-	-	-	-
2008.09	Colorado College	NCAA	37	12	11	23	28	-	-	-	-	-
2009.10	Colorado College	NCAA	39	15	18	33	18	-	-	-	-	-
2010.11	Manitoba	AHL	80	19	27	46	28	14	1	5	6	2

## ACQUIRED

Signed as a free agent August 19, 2010.



# KELLAN TOCHKIN

RIGHT WING SHOOTS RIGHT 5'9" 170 LBS ABBOTSFORD, BC FEB. 15, 1991

## REGULAR SEASON PLAYOFFS

SEASON	TEAM	LEA	GP	G	A	PTS	PIM	GP	G	A	PTS	PIM
2006.07	Everett	WHL	3	0	0	0	2	-	-	-	-	-
2007.08	Langley	BCHL	1	0	1	1	0	3	1	0	1	2
2008.09	Everett	WHL	72	20	54	74	37	2	1	0	1	2
2009.10	Everett	WHL	72	28	40	68	64	7	1	1	2	11
2010.11	Everett	WHL	38	17	19	36	30	-	-	-	-	-
	Medicine Hat	WHL	32	12	16	28	38	15	5	7	12	20

## ACQUIRED

Signed as a free agent July 27, 2009.



# HENRIK TOMMERNES

DEFENCE SHOOTS LEFT 6'0" 176 LBS KARLSTAD, SWE AUG. 28, 1990



## REGULAR SEASON PLAYOFFS


SEASON	TEAM	LEA	GP	G	A	PTS	PIM	GP	G	A	PTS	PIM
2008.09	Vastra	SEL	11	0	0	0	0	-	-	-	-	-
2009.10	Boras	SWE-1	23	5	9	14	43	-	-	-	-	-
	Vastra	SEL	27	0	3	3	10	7	0	1	1	2
2010.11	Vastra	SEL	47	3	17	20	24	-	-	-	-	-

## ACQUIRED

Vancouver's seventh round pick, 210th overall in the 2011 NHL Entry Draft.

# AARON VOLPATTI

FORWARD SHOOTS LEFT 6'1" 202 LBS REVELSTOKE, BC MAY 30, 1985



## REGULAR SEASON PLAYOFFS

SEASON	TEAM	LEA	GP	G	A	PTS	PIM	GP	G	A	PTS	PIM
2003.04	Vernon	BCHL	55	1	4	5	134	5	1	0	1	5
2004.05	Vernon	BCHL	57	6	12	18	106	12	2	1	3	36
2005.06	Vernon	BCHL	25	6	8	14	39	8	2	1	3	25
2006.07	Brown	ECAC	23	5	2	7	39	-	-	-	-	-
2007.08	Brown	ECAC	31	4	6	10	28	-	-	-	-	-
2008.09	Brown	ECAC	32	6	7	13	54	-	-	-	-	-
2009.10	Manitoba	AHL	8	1	1	2	17	5	1	0	1	21
	Brown	ECAC	37	17	15	32	115	-	-	-	-	-
2010.11	Vancouver	NHL	15	1	1	2	16	-	-	-	-	-
	Manitoba	AHL	53	2	9	11	74	12	1	2	3	36

## VANCOUVER/NHL TOTALS

15	1	1	2	16	-	-	-	-	-	-	-	-
----	---	---	---	----	---	---	---	---	---	---	---	---

## ACQUIRED

Signed as a free agent March 22, 2010.

# PATHRIK WESTERHOLM

RIGHT WING SHOOTS RIGHT 6'0" 187 LBS KARLSKRONA, SWE JAN. 6, 1992



## REGULAR SEASON PLAYOFFS

SEASON	TEAM	LEA	GP	G	A	PTS	PIM	GP	G	A	PTS	PIM
2007.08	Karlskrona	SWE-U18	16	36	11	47	10	-	-	-	-	-
	Karlskrona	SWE-JR	11	14	10	24	6	-	-	-	-	-
2008.09	Malmö	SWE-U18	23	20	24	44	10	4	1	1	2	10
	Malmö	SWE-JR	21	7	5	12	6	-	-	-	-	-
2009.10	Malmö	SWE-U18	3	5	5	10	0	-	-	-	-	-
	Malmö	SWE-JR	39	22	24	46	18	3	2	2	4	4
	Malmö	SWE-2	1	0	0	0	0	-	-	-	-	-
2010.11	Malmö	SWE-JR	26	32	25	57	8	5	2	4	6	2
	Malmö	SWE-2	34	8	13	21	8	-	-	-	-	-

## ACQUIRED

Vancouver's sixth round pick, 180th overall in the 2011 NHL Entry Draft.







**REVIEW**



# 2011.12 TRAINING CAMP ROSTER

## DEFENCEMEN

PLAYER	POS	HT	WT	HOMETOWN	DATE	2010.11 CLUB	GP	G	A	PTS	PIM
41 Alberts, Andrew	D	64"	218	Minneapolis, MN	Jun. 30, 1981	Vancouver	42	1	6	7	41
4 Ballard, Keith	D	5'11"	200	Baudette, MN	Nov. 26, 1982	Vancouver	65	2	5	7	53
44 Baumgartner, Nolan	D	62"	195	Calgary, AB	Mar. 23, 1976	Manitoba	66	4	25	29	36
3 Bieksa, Kevin	D	61"	198	Grimsby, ON	Jun. 16, 1981	Vancouver	66	6	16	22	73
61 Connaughton, Kevin	D	62"	200	Edmonton, AB	Feb. 23, 1990	Manitoba	73	11	12	23	51
58 Corrado, Frankie	D	60"	188	Woodbridge, ON	Mar. 26, 1993	Sudbury	67	4	26	30	94
23 Edler, Alexander	D	63"	215	Ostersund, SWE	Apr. 21, 1986	Vancouver	51	8	25	33	24
78 Ellington, Taylor	D	61"	200	Victoria, BC	Oct. 31, 1988	Victoria	14	0	3	3	18
50 Erixon, Sebastian	D	5'10"	183	Sundsvall, SWE	Sept. 12, 1989	Timrå	44	5	15	20	20
2 Hamhuis, Dan	D	60"	208	Smithers, BC	Dec. 13, 1982	Vancouver	64	6	17	23	34
65 Hannay, Sawyer	D	64"	202	Moncton, NB	Sept. 6, 1992	Halifax (QMJHL)	58	0	7	7	164
34 Parent, Ryan	D	62"	205	Prince Albert, SK	Mar. 17, 1987	Vancouver	4	0	0	0	0
						Manitoba	39	1	1	2	56
63 Polasek, Adam	D	63"	200	Ostrava, CZE	Jul. 12, 1991	PEI Rocket (QMJHL)	61	7	32	39	59
29 Rome, Aaron	D	61"	218	Brandon, MB	Sept. 27, 1983	Vancouver	56	1	4	5	53
6 Salo, Sami	D	63"	212	Turku, FIN	Sept. 2, 1974	Vancouver	27	3	4	7	14
						Manitoba	3	2	0	2	2
47 Sauve, Yann	D	63"	220	Montreal, QC	Feb. 18, 1990	Vancouver	5	0	0	0	0
						Manitoba	39	3	11	14	24
						Victoria	8	0	2	2	4
52 Sulzer, Alexander	D	61"	198	Kaufbeuren, GER	May 30, 1984	Nashville	31	1	3	4	14
						Florida	9	0	1	1	0
8 Tanev, Chris	D	62"	183	Toronto, ON	Dec. 20, 1989	Vancouver	29	0	1	1	0
						Manitoba	39	1	8	9	16

## GOALTENDERS

PLAYER	HT	WT	HOMETOWN	DATE	2010.11 CLUB	GPI	W	L	T/OT	MIN	GA	SO	AVG
30 Climie, Matt	63"	194	Leduc, AB	Feb. 11, 1983	Phoenix	1	-	-	-	32	1	0	1.88
					San Antonio	55	26	22	3	3040	134	3	2.64
76 Honzik, David	62"	207	Milevsko, CZE	Aug. 9, 1993	Victoriaville	36	17	12	1	1781	105	1	3.54
31 Lack, Eddie	65"	194	Norrtälje, SWE	Jan. 5, 1988	Manitoba	53	28	21	4	3135	118	5	2.26
34 Legace, Manny	5'10"	200	Toronto, ON	Feb. 4, 1973	Iserlohn	40	17	22	0	2322	97	3	2.51
1 Luongo, Roberto	63"	217	Montreal, QC	Apr. 4, 1979	Vancouver	60	38	15	7	3590	126	4	2.11
35 Schneider, Cory	62"	195	Marblehead, MA	Mar. 18, 1986	Vancouver	25	16	4	2	1372	51	1	2.23
75 St. Laurent, Karel*	64"	181	Ville Ste-Catherine, QC	Dec. 30, 1990	Saint John (QMJHL)	5	4	1	0	305	15	0	2.95
					Surrey (BCHL)	32	19	12	1	1905	87	1	2.74

\*Player is unsigned or undrafted by Vancouver

# 2011.12 TRAINING CAMP ROSTER

## FORWARDS

PLAYER	POS	HT	WT	HOMETOWN	DATE	2010.11 CLUB	GP	G	A	PTS	PIM
71 Anthony, Steven	LW	62"	205	Halifax, NS	Mar. 21, 1991	Saint John	61	23	37	60	23
49 Archibald, Darren	LW	63"	209	Newmarket, ON	Feb. 2, 1990	Niagara	37	23	13	36	30
18 Begin, Steve	C	60"	193	Trois Rivières, QC	Jun. 14, 1978	Barrie	24	18	12	30	21
32 Bitz, Byron	RW	63"	200	Saskatoon, SK	Jul. 21, 1984	Nashville	2	0	0	0	4
14 Burrows, Alex	LW	61"	188	Pincourt, QC	Apr. 11, 1981	Milwaukee	36	3	3	6	30
32 Clackson, Matt	LW	60"	205	Pittsburgh, PA	Apr. 26, 1985	-	-	-	-	-	-
79 Duco, Mike	LW	510"	194	Toronto, ON	Jul. 8, 1987	Vancouver	72	26	22	48	77
25 Ebbett, Andrew	C	59"	174	Calgary, AB	Jan. 2, 1983	Adirondack	62	1	3	4	118
55 Fedoruk, Todd	LW	62"	235	Redwater, AB	Feb. 13, 1979	Florida	2	0	0	0	10
56 Friesen, Alex	C	510"	190	Niagara-on-the-Lake, ON	Jan. 30, 1991	Rochester	67	20	11	31	126
67 Grenier, Alexandre	RW	64"	185	Laval, QC	Sept. 5, 1991	Phoenix	33	2	3	5	4
36 Hansen, Jannik	RW	61"	195	Harlev, DEN	Mar. 15, 1986	San Antonio	37	11	27	38	12
20 Higgins, Chris	LW	60"	199	Smithtown, NY	Jun. 2, 1983	-	-	-	-	-	-
39 Hodgson, Cody	C	60"	188	Markham, ON	Feb. 18, 1990	Niagara (OHL)	60	26	40	66	61
46 Jensen, Nicklas	W	63"	187	Herning, DEN	Mar. 16, 1993	Saint-Jerome	33	25	35	60	34
17 Kesler, Ryan	C	62"	202	Livonia, MI	Aug. 31, 1984	Quebec (QMJHL)	31	9	15	24	29
40 Lapierre, Maxim	C	62"	207	Saint-Leonard, QC	Mar. 29, 1985	Vancouver	82	9	20	29	32
70 Lessard, Jonathan*	RW	60"	180	St. Eustache, QC	Feb. 22, 1991	Vancouver	14	2	3	5	6
68 Longpre, Nathan*	C	60"	185	Peterborough, ON	Jul. 16, 1988	Florida	48	11	12	23	10
27 Malhotra, Manny	C	62"	202	Mississauga, ON	May 18, 1980	Vancouver	8	1	1	2	0
24 Mancari, Mark	RW	64"	225	London, ON	Jul. 11, 1985	Manitoba	52	17	13	30	14
77 Nolan, Owen	RW	61"	205	Belfast, IRE	Feb. 12, 1972	Oshawa (OHL)	61	29	29	58	42
38 Oreskovich, Victor	RW	63"	215	Whitby, ON	Aug. 15, 1986	Vancouver	82	41	32	73	66
13 Pinizzotto, Steve	C	61"	195	Mississauga, ON	Apr. 26, 1984	Vancouver	19	1	0	1	8
53 Rai, Prab	LW	60"	190	Surrey, BC	Nov. 22, 1989	Anaheim	21	0	3	3	9
21 Raymond, Mason	LW	60"	185	Cochrane, AB	Sept. 17, 1985	Montreal	38	5	3	8	63
43 Rodin, Anton	RW	60"	176	Stockholm, SWE	Nov. 21, 1990	Acadie-Bathurst	62	37	29	66	70
73 Roussel, Antoine*	LW	511"	185	Roubaix, FRA	Nov. 21, 1989	Worcester	8	0	1	1	4
26 Samuelsson, Mikael	RW	61"	218	Mariefred, SWE	Dec. 23, 1976	Robert Morris Univ.	33	14	28	42	29
48 Schneider, Stefan	C/RW	64	203	Vernon, BC	Dec. 13, 1989	Vancouver	72	11	19	30	22
45 Schroeder, Jordan	C	59"	180	Prior Lake, MN	Sept. 29, 1990	Buffalo	20	1	7	8	12
22 Sedin, Daniel	LW	61"	187	Ornskoldsvik, SWE	Sept. 26, 1980	Portland	56	32	32	64	57
33 Sedin, Henrik	C	62"	188	Ornskoldsvik, SWE	Sept. 26, 1980	Zurich	24	7	19	26	53
15 Sturm, Marco	C	60"	190	Dingolfing, GER	Sept. 8, 1978	Vancouver	16	0	3	3	8
42 Sweatt, Bill	LW	60"	185	Elburn, IL	Sept. 21, 1988	Manitoba	40	4	8	12	38
51 Tochkin, Kellan	RW	59"	179	Abbotsford, BC	Feb. 15, 1991	Hershey	68	17	25	42	178
54 Volpatti, Aaron	F	61"	185	Revelstoke, BC	Mar. 30, 1985	-	-	-	-	-	-
						Vancouver	70	15	24	39	10
						Brynas	53	7	19	26	16
						Providence	42	1	7	8	88
						Reading (ECHL)	5	0	1	1	7
						Vancouver	75	18	32	50	36
						Manitoba	47	2	2	4	9
						Manitoba	61	10	18	28	10
						Vancouver	82	41	63	104	32
						Vancouver	82	19	75	94	40
						Los Angeles	17	4	5	9	17
						Washington	18	1	6	7	6
						Manitoba	80	19	27	46	28
						Everett	72	28	40	68	64
						Vancouver	15	1	1	2	16
						Manitoba	53	2	9	11	74

\*Player is unsigned or undrafted by Vancouver

# 2010.11 FINAL SCORING

POS	NO	PLAYER	GP	AVG TOI	G	A	PTS	+/-	PIM	PP	SH	GW	S	PCTG
LW	22	Daniel Sedin	82	18:33	41	63	104	30	32	18	0	10	266	15.4
C	33	Henrik Sedin	82	19:15	19	75	94	26	40	8	0	4	157	12.1
C	17	Ryan Kesler	82	20:29	41	32	73	24	66	15	3	7	260	15.8
RW	26	Mikael Samuelsson	75	16:37	18	32	50	8	36	5	0	2	215	8.4
D	5	Christian Ehrhoff	79	23:59	14	36	50	19	52	6	0	3	209	6.7
LW	14	Alex Burrows	72	17:01	26	22	48	26	77	1	1	4	152	17.1
LW	21	Mason Raymond	70	15:47	15	24	39	8	10	2	1	5	197	7.6
D	23	Alex Edler	51	24:17	8	25	33	13	24	5	0	1	121	6.6
C	27	Manny Malhotra	72	16:09	11	19	30	9	22	3	1	2	111	9.9
LW	13	Raffi Torres	80	12:29	14	15	29	4	78	3	0	4	115	12.2
RW	36	Jannik Hansen	82	14:42	9	20	29	13	32	0	0	2	113	8.0
D	2	Dan Hamhuis	64	22:40	6	17	23	29	34	2	0	1	109	5.5
D	3	Kevin Bieksa	66	22:28	6	16	22	32	73	1	0	2	105	5.7
LW	10	Jeff Tambellini	62	11:47	9	8	17	10	18	1	0	0	114	7.9
LW	15	Tanner Glass	73	8:55	3	7	10	-5	72	0	0	1	45	6.7
D	6	Sami Salo	27	20:20	3	4	7	-3	14	1	0	0	39	7.7
D	4	Keith Ballard	65	15:54	2	5	7	10	53	0	0	0	53	3.8
D	41	Andrew Alberts	42	15:09	1	6	7	E	41	0	0	0	21	4.8
LW	20	Chris Higgins**	14	15:07	2	3	5	E	6	1	0	0	34	5.9
D	29	Aaron Rome	56	17:24	1	4	5	1	53	0	0	0	50	2.0
C	49	Alex Bolduc	24	7:26	2	2	4	1	21	0	0	1	21	9.5
RW	38	Victor Oreskovich	16	7:54	0	3	3	1	8	0	0	0	19	0.0
D	57	Lee Sweatt*	3	13:23	1	1	2	4	2	0	0	1	4	25.0
C	39	Cody Hodgson*	8	7:44	1	1	2	1	0	0	0	0	9	11.1
LW	54	Aaron Volpatti*	15	6:49	1	1	2	-1	16	0	0	0	6	16.7
LW	18	Peter Schaefer	16	9:40	1	1	2	-3	2	0	0	0	10	10.0
C	40	Maxim Lapierre**	19	11:32	1	0	1	-1	8	0	0	0	23	4.3
RW	25	Sergei Shirokov*	2	10:17	1	0	1	1	0	0	0	0	6	16.7
C	62	Mario Bliznak*	4	6:36	1	0	1	1	0	0	0	0	1	100.0
D	18	Chris Tanev*	29	13:47	0	1	1	E	0	0	0	0	15	0.0
C	37	Rick Rypien	9	5:07	0	1	1	-5	31	0	0	0	6	0.0
D	20	Ryan Parent	4	13:53	0	0	0	-3	0	0	0	0	3	0.0
C	32	Joel Perrault	7	7:11	0	0	0	-1	0	0	0	0	3	0.0
D	47	Yann Sauve*	5	13:00	0	0	0	-2	0	0	0	0	6	0.0
D	64	Evan Oberg*	2	9:49	0	0	0	E	0	0	0	0	1	0.0
RW	24	Jonas Andersson	4	6:03	0	0	0	1	0	0	0	0	1	0.0
RW	34	Guillaume Desbiens*	12	7:21	0	0	0	-3	10	0	0	0	4	0.0

## GOALTENDING

NO	GOALTENDER	GPI	MIN	AVG	W	L	OT	SO	GA	SA	SV%	G	A	PIM
1	Roberto Luongo	60	3,590	2.11	38	15	7	4	126	1753	.928	0	3	2
35	Cory Schneider*	25	1,372	2.23	16	4	2	1	51	714	.929	0	3	0

\*Indicates rookie year

\*\*Canucks totals only

# 2010.11 SCORING BREAKDOWN

	HOME						ROAD						OVERALL					
PLAYER	GP	G	A	PTS	+/-	PIM	GP	G	A	PTS	+/-	PIM	GP	G	A	PTS	+/-	PIM
Andrew Alberts	22	1	3	4	3	22	20	0	3	3	-3	19	42	1	6	7	E	41
Jonas Andersson	3	0	0	0	1	0	1	0	0	0	E	0	4	0	0	0	1	0
Keith Ballard	33	2	3	5	9	28	32	0	2	2	1	25	65	2	5	7	10	53
Kevin Bieksa	31	4	9	13	19	38	35	2	7	9	13	35	66	6	16	22	32	73
Mario Bliznak	-	-	-	-	-	-	4	1	0	1	1	0	4	1	0	1	1	0
Alex Bolduc	11	0	0	0	-2	7	13	2	2	4	3	14	24	2	2	4	1	21
Alex Burrows	35	11	15	26	10	43	37	15	7	22	16	34	72	26	22	48	26	77
Guillaume Desbiens	6	0	0	0	-1	5	6	0	0	0	-2	5	12	0	0	0	-3	10
Alex Edler	25	4	11	15	9	18	26	4	14	18	4	6	51	8	25	33	13	24
Christian Ehrhoff	39	7	15	22	8	20	40	7	21	28	11	32	79	14	36	50	19	52
Tanner Glass	37	1	5	6	-2	33	36	2	2	4	-3	39	73	3	7	10	-5	72
Dan Hamhuis	32	1	8	9	14	24	32	5	9	14	15	10	64	6	17	23	29	34
Jannik Hansen	41	4	9	13	7	18	41	5	11	16	6	14	82	9	20	29	13	32
*Chris Higgins	6	0	2	2	1	0	8	2	1	3	-1	6	14	2	3	5	E	6
Cody Hodgson	6	0	1	1	E	0	2	1	0	1	1	0	8	1	1	2	1	0
Ryan Kesler	41	26	14	40	18	20	41	15	18	33	6	46	82	41	32	73	24	66
*Maxim Lapiere	8	1	0	1	E	6	11	0	0	0	-1	2	19	1	0	1	-1	8
Manny Malhotra	37	8	12	20	10	14	35	3	7	10	-1	8	72	11	19	30	9	22
Evan Oberg	1	0	0	0	1	0	1	0	0	0	-1	0	2	0	0	0	E	0
Victor Oreskovich	8	0	2	2	1	2	8	0	1	1	E	6	16	0	3	3	1	8
Ryan Parent	2	0	0	0	-1	0	2	0	0	0	-2	0	4	0	0	0	-3	0
Joel Perrault	5	0	0	0	-1	0	2	0	0	0	E	0	7	0	0	0	-1	0
Mason Raymond	35	7	14	21	8	4	35	8	10	18	E	6	70	15	24	39	8	10
Aaron Rome	28	0	3	3	3	33	28	1	1	2	-2	20	56	1	4	5	1	53
Rick Rypien	1	0	0	0	-1	0	8	0	1	1	-4	31	9	0	1	1	-5	31
Sami Salo	13	1	2	3	-3	6	14	2	2	4	E	8	27	3	4	7	-3	14
Mikael Samuelsson	38	14	16	30	6	24	37	4	16	20	2	12	75	18	32	50	8	36
Yann Sauve	2	0	0	0	-1	0	3	0	0	0	-1	0	5	0	0	0	-2	0
Peter Schaefer	9	1	1	2	1	0	7	0	0	0	-4	2	16	1	1	2	-3	2
Daniel Sedin	41	17	30	47	12	16	41	24	33	57	18	16	82	41	63	104	30	32
Henrik Sedin	41	10	36	46	11	14	41	9	39	48	15	26	82	19	75	94	26	40
Sergei Shirokov	1	0	0	0	E	0	1	1	0	1	1	0	2	1	0	1	1	0
Lee Sweatt	1	1	0	1	2	0	2	0	1	1	2	2	3	1	1	2	4	2
Jeff Tambellini	33	6	5	11	9	14	29	3	3	6	1	4	62	9	8	17	10	18
Chris Tanev	17	0	1	1	-1	0	12	0	0	0	1	0	29	0	1	1	E	0
Raffi Torres	40	6	8	14	5	17	40	8	7	15	-1	61	80	14	15	29	4	78
Aaron Volpatti	8	0	1	1	-1	11	7	1	0	1	E	5	15	1	1	2	-1	16

\*Vancouver stats only

## 2010.11 SPECIAL TEAMS SCORING

POWER PLAY	G	A	PTS
Daniel Sedin	18	24	42
Henrik Sedin	8	27	35
Ryan Kesler	15	15	30
Christian Ehrhoff	6	22	28
Mikael Samuelsson	5	14	19
Alex Edler	5	12	17
Dan Hamhuis	2	5	7
Manny Malhotra	3	3	6
Mason Raymond	2	4	6
Raffi Torres	3	1	4
Jeff Tambellini	1	3	4
Sami Salo	1	2	3
Kevin Bieksa	1	2	3
Aaron Rome	0	2	2
Alex Burrows	1	0	1
Chris Higgins	1	0	1
Chris Tanev	0	1	1

SHORTHANDED	G	A	PTS
Ryan Kesler	3	1	4
Alex Burrows	1	1	2
Manny Malhotra	1	1	2
Mason Raymond	1	0	1
Christian Ehrhoff	0	1	1
Jannik Hansen	0	1	1



# 2010.11 SEASON SUMMARY

## 2010.11 VANCOUVER CANUCKS FINAL TEAM NOTES

Overall record/streak	54-19-9 / Win 2 / Undef 2
Home record/streak	27-9-5 / Win 1 / Undef 1
Road record/streak	27-10-4 / Win 1 / Undef 1
Last 5 Games	3-2-0
Last 10 Games	7-3-0
1-Goal Games	19-7-9
2-Goal Games	15-6
3-Goal Games	20-6
Scoring first	41-2-6
Opponent scoring first	13-17-3
Leading after 1 period	32-2-1
Trailing after 1 period	4-9-4
Tied after 1 period	18-8-4
Leading after 2 periods	38-0-3
Trailing after 2 periods	5-13-3
Tied after 2 periods	11-6-3
OT Record-This Season	8-9
OT Record - Franchise	124-111-219
Shootout Record-This Season	4-5
Shootout Record - Franchise	26-33
Outshooting opponent	28-13-5
Outshot by opponent	23-5-3
Even shots	3-1-1
vs Western Conference	43-14-7
vs Central	12-5-3
vs Pacific	13-5-2
vs Northwest	18-4-2
vs Eastern Conference	11-5-2
vs Northeast	4-3-1
vs Atlantic	3-2-0
vs Southeast	4-0-1

### MONTH BY MONTH RECORD

	W	L	O	POINTS
October	4	3	2	10
November	8	4	1	17
December	11	1	2	24
January	8	2	4	20
February	8	5	0	16
March	13	2	0	26
April	2	2	0	4
<b>Totals</b>	<b>54</b>	<b>19</b>	<b>9</b>	<b>117</b>

Goals By Period	1	2	3	OT	SO	T	Avg
CANUCKS	70	84	100	4	4	258	3.1
Opponents	42	76	58	4	4	180	2.2

Shots By Period	1	2	3	OT	T	Avg
CANUCKS	866	840	875	43	2624	32.0
Opponents	769	844	812	45	2470	30.1

Power Play	G	ATT	PCT
Overall	72	296	24.3% (1st NHL)
Home	30	146	20.5% (T-10th NHL)
Road	42	150	28.0% (1st NHL)
2 SHORTHANDED GOALS ALLOWED (T-2nd NHL)			

Penalty Killing	G	TSH	PCT
Overall	45	312	85.6% (T-2nd NHL)
Home	18	155	88.4% (1st NHL)
Road	27	157	82.8% (13th NHL)
6 SHORTHANDED GOALS SCORED (T-15th NHL)			

Penalties	GP	MIN	Avg
	82	943	11.5/game (13th NHL)

### SITUATIONAL GOALS FOR & AGAINST

	For	Against
5 on 5	165	125
5 on 4	69	2
5 on 3	1	0
4 on 4	5	5
4 on 3	2	0
3 on 3	0	0
3 on 4	0	3
3 on 5	0	3
4 on 5	4	39
Empty Net	11	3
Penalty Shots	1	0
<b>Totals</b>	<b>258</b>	<b>180</b>

### INDIVIDUAL LEADERS

Points	D. Sedin (104), H. Sedin (94), R. Kesler (73)
Goals	D. Sedin (41), R. Kesler (41), A. Burrows (26)
Assists	H. Sedin (75), D. Sedin (63), C. Ehrhoff (36)
PP Goals	D. Sedin (18), R. Kesler (15), H. Sedin (8)
SH Goals	R. Kesler (3), M. Malhotra (1), A. Burrows (1)
GW Goals	D. Sedin (10), R. Kesler (7), M. Raymond (5)
3+ Goals	R. Kesler (3), R. Torres (1), M. Raymond (1)
PIM	M. Lapierre (80), R. Torres (78), A. Burrows (77)
Shots	D. Sedin (266), R. Kesler (260), M. Samuelsson (215)
Plus/Minus	K. Bieksa (+32), D. Sedin (+30), D. Hamhuis (+29)

### GOALTENDERS

	GPI	MIN	GA	AVG	W	L	OT
Roberto Luongo	60	3590	126	2.11	40	22	4
Cory Schneider	25	1372	51	2.23	16	4	2

# 2010.11 SCHEDULE & RESULTS

#	DATE	OPP	RES	SCORE	W	L	O	SF	SA	SCORER	WIN	LOSS/OT	ATTENDANCE
1	Oct. 9	H vs LA	O (SO)	1-2	0	0	1	24	32	Kopitar (GDG)	Quick	Luongo (OT)	18,860
2	Oct. 11	H vs FLA	W	2-1	1	0	1	35	42	D. Sedin	Luongo	Vokoun	18,860
3	Oct. 13	A at ANA	L	3-4	1	1	1	39	32	Ryan	Hiller	Luongo	17,174
4	Oct. 15	A at LA	L	1-4	1	2	1	26	19	Williams	Quick	Luongo	18,118
5	Oct. 17	H vs CAR	W	5-1	2	2	1	28	33	Raymond	Schneider	Ward	18,860
6	Oct. 19	A at MIN	L	2-6	2	3	1	27	24	Clutterbuck	Backstrom	Luongo	16,806
7	Oct. 20	A at CHI	O (SO)	1-2	2	3	2	37	32	Kane (GDG)	Turco	Luongo (OT)	20,859
8	Oct. 22	H vs MIN	W	5-1	3	3	2	35	24	Kesler	Schneider	Theodore	18,860
9	Oct. 26	H vs COL	W (OT)	4-3	4	3	2	31	39	Raymond	Luongo	Budaj (OT)	18,860
10	Nov. 1	H vs NJ	W	3-0	5	3	2	23	30	Torres	Luongo	Brodeur	18,860
11	Nov. 2	A at EDM	W	4-3	6	3	2	30	26	Torres	Luongo	Khabibulin	16,839
12	Nov. 4	A at COL	W	3-1	7	3	2	36	34	H. Sedin	Schneider	Budaj	12,732
13	Nov. 6	H vs DET	W	6-4	8	3	2	34	28	Edler	Luongo	Howard	18,860
14	Nov. 9	A at MTL	L	0-2	8	4	2	34	29	Markov	Price	Luongo	21,273
15	Nov. 11	A at OTT	W	6-2	9	4	2	33	35	Burrows	Luongo	LeClair	19,191
16	Nov. 13	A at TOR	W	5-3	10	4	2	32	32	Raymond	Luongo	Giguere	19,534
17	Nov. 15	A at BUF	O (OT)	3-4	10	4	3	39	39	Myers	Miller	Schneider (OT)	18,690
18	Nov. 17	A at PIT	L	1-3	10	5	3	30	29	Talbot	Fleury	Luongo	18,252
19	Nov. 20	H vs CHI	L	1-7	10	6	3	28	41	Brouwer	Crawford	Luongo	18,860
20	Nov. 21	H vs PHX	L	2-3	10	7	3	27	28	Pyatt	Bryzgalov	Luongo	18,860
21	Nov. 24	H vs COL	W	4-2	11	7	3	19	23	Kesler	Luongo	Budaj	18,860
22	Nov. 26	H vs SJ	W	6-1	12	7	3	32	33	Torres	Luongo	Niemi	18,860
23	Dec. 1	A at CGY	W	7-2	13	7	3	36	20	D. Sedin	Luongo	Kiprusoff	19,289
24	Dec. 3	A at CHI	W	3-0	14	7	3	18	32	Glass	Luongo	Turco	21,737
25	Dec. 5	H vs STL	L	2-3	14	8	3	23	28	Steen	Halak	Luongo	18,860
26	Dec. 8	H vs ANA	W (SO)	5-4	15	8	3	40	20	Tambellini (GDG)	Luongo	Hiller (OT)	18,860
27	Dec. 11	H vs TB	O (OT)	4-5	15	8	4	27	23	Stamkos	Ellis	Schneider (OT)	18,860
28	Dec. 12	A at EDM	W	2-1	16	8	4	32	12	H. Sedin	Luongo	Dubnyk	16,839
29	Dec. 15	H vs CBJ	W (OT)	3-2	17	8	4	30	30	Kesler	Luongo	Garon (OT)	18,860
30	Dec. 18	H vs TOR	W	4-1	18	8	4	29	28	Hansen	Luongo	Gustavsson	18,860
31	Dec. 20	A at STL	W	3-1	19	8	4	29	16	Kesler	Luongo	Halak	19,150
32	Dec. 22	A at DET	O (OT)	4-5	19	8	5	39	45	Zetterberg	Howard	Luongo (OT)	20,066
33	Dec. 23	A at CBJ	W	7-3	20	8	5	30	27	D. Sedin	Schneider	Garon	12,159
34	Dec. 26	H vs EDM	W	3-2	21	8	5	33	21	Bieksa	Schneider	Khabibulin	18,860
35	Dec. 28	H vs PHI	W	6-2	22	8	5	49	37	D. Sedin	Luongo	Boucher	18,860
36	Dec. 31	A at DAL	W	4-1	23	8	5	22	45	Torres	Schneider	Lehtonen	17,733
37	Jan. 2	A at COL	W	2-1	24	8	5	29	32	Raymond	Luongo	Anderson	15,323
38	Jan. 3	A at SJ	W	4-3	25	8	5	47	35	Burrows	Schneider	Niemi	17,562
39	Jan. 5	H vs CGY	W	3-1	26	8	5	21	44	Bieksa	Luongo	Kiprusoff	18,860
40	Jan. 7	H vs EDM	W	6-1	27	8	5	34	24	Kesler	Schneider	Khabibulin	18,860
41	Jan. 8	H vs DET	O (SO)	1-2	27	8	6	35	33	Hudler (GDG)	Howard	Luongo (OT)	18,860

# 2010.11 SCHEDULE & RESULTS

#	DATE	OPP	RES	SCORE	W	L	O	SF	SA	SCORER	WIN	LOSS/OT	ATTENDANCE
42	Jan. 11	A at NYI	W (SO)	4-3	28	8	6	51	41	Kesler (GDG)	Luongo	Poulin (OT)	8,913
43	Jan. 13	A at NYR	L	0-1	28	9	6	31	35	Wolski	Lundqvist	Schneider	18,200
44	Jan. 14	A at WSH	W	4-2	29	9	6	35	27	D. Sedin	Luongo	Varlamov	18,398
45	Jan. 16	A at MIN	L	0-4	29	10	6	32	25	Brunette	Khudobin	Schneider	18,458
46	Jan. 18	A at COL	O (OT)	3-4	29	10	7	43	30	Jones	Anderson	Luongo (OT)	12,791
47	Jan. 20	H vs SJ	O (SO)	1-2	29	10	8	37	46	Pavelski (GDG)	Niemi	Luongo (OT)	18,860
48	Jan. 22	H vs CGY	O (SO)	3-4	29	10	9	44	33	Tanguay (GDG)	Kiprusoff	Luongo (OT)	18,860
49	Jan. 24	H vs DAL	W	7-1	30	10	9	36	26	Kesler	Luongo	Lehtonen	18,860
50	Jan. 26	H vs NSH	W	2-1	31	10	9	35	27	L. Sweatt	Luongo	Rinne	18,860
51	Feb. 1	A at DAL	W	4-1	32	10	9	26	26	Ehrhoff	Schneider	Lehtonen	12,884
52	Feb. 2	A at PHX	W	6-0	33	10	9	33	23	Burrows	Luongo	Bryzgalov	13,157
53	Feb. 4	H vs CHI	W	4-3	34	10	9	32	45	D. Sedin	Luongo	Turco	18,860
54	Feb. 7	H vs OTT	W	4-2	35	10	9	30	33	Samuelsson	Luongo	Elliott	18,860
55	Feb. 9	H vs ANA	L	3-4	35	11	9	38	24	Ryan	McElhinney	Schneider	18,860
56	Feb. 12	H vs CGY	W	4-2	36	11	9	33	26	Samuelsson	Luongo	Kiprusoff	18,860
57	Feb. 14	A at STL	L	2-3	36	12	9	25	34	Berglund	Halak	Luongo	19,150
58	Feb. 15	A at MIN	W	4-1	37	12	9	14	29	Hansen	Schneider	Backstrom	18,106
59	Feb. 17	A at NSH	L	1-3	37	13	9	36	26	Spaling	Rinne	Luongo	15,337
60	Feb. 19	H vs DAL	W	5-2	38	13	9	38	24	D. Sedin	Luongo	Raycroft	18,860
61	Feb. 22	H vs MTL	L	2-3	38	14	9	39	25	Kostitsyn	Price	Luongo	18,860
62	Feb. 24	H vs STL	W	3-2	39	14	9	27	30	Malhotra	Schneider	Conklin	18,860
63	Feb. 26	H vs BOS	L	1-3	39	15	9	28	25	Lucic	Thomas	Luongo	18,860
64	Mar. 1	H vs CBJ	W (SO)	2-1	40	15	9	26	31	Torres (GDG)	Luongo	Mason (OT)	18,860
65	Mar. 3	H vs NSH	L	0-3	40	16	9	29	29	Geoffrion	Rinne	Luongo	18,860
66	Mar. 5	A at LA	W	3-1	41	16	9	36	22	D. Sedin	Luongo	Quick	18,118
67	Mar. 6	A at ANA	W	3-0	42	16	9	16	26	Malhotra	Schneider	Ellis	16,356
68	Mar. 8	A at PHX	W (OT)	4-3	43	16	9	39	34	Hamhuis	Luongo	Bryzgalov (OT)	12,843
69	Mar. 10	A at SJ	W (SO)	5-4	44	16	9	28	48	Burrows (GDG)	Schneider	Niemi (OT)	17,562
70	Mar. 12	A at CGY	W	4-3	45	16	9	32	23	D. Sedin	Luongo	Kiprusoff	19,289
71	Mar. 14	H vs MIN	W	4-2	46	16	9	22	25	Kesler	Luongo	Backstrom	18,860
72	Mar. 16	H vs COL	W	4-2	47	16	9	40	29	H. Sedin	Schneider	Elliott	18,860
73	Mar. 18	H vs PHX	L	1-3	47	17	9	47	29	Doan	LaBarbera	Luongo	18,860
74	Mar. 23	A at DET	W	2-1	48	17	9	33	40	D. Sedin	Luongo	Howard	20,066
75	Mar. 25	A at ATL	W	3-1	49	17	9	26	31	Bolduc	Luongo	Mason	16,237
76	Mar. 27	A at CBJ	W	4-1	50	17	9	24	40	H. Sedin	Schneider	Garon	14,469
77	Mar. 29	A at NSH	W	3-1	51	17	9	32	17	Burrows	Luongo	Rinne	15,960
78	Mar. 31	H vs LA	W	3-1	52	17	9	35	19	Ehrhoff	Luongo	Quick	18,860
79	Apr. 2	H vs EDM	L	1-4	52	18	9	41	34	Eberle	Dubnyk	Schneider	18,860
80	Apr. 5	A at EDM	L	0-2	52	19	9	26	22	Jones	Dubnyk	Luongo	16,839
81	Apr. 7	H vs MIN	W	5-0	53	19	9	28	29	Raymond	Luongo	Backstrom	18,860
82	Apr. 9	A at CGY	W (OT)	3-2	54	19	9	39	36	Ehrhoff	Schneider	Karlsson (OT)	19,289

## OVERALL RECORD: 54-19-9

HOME RECORD: 27-9-5

ROAD RECORD: 27-10-4

## HOME ATTENDANCE

TOTAL: 773,260

AVERAGE: 18,860 (41 SELLOUTS)



OPPONENTS



# WESTERN CONFERENCE

## CANUCKS ALL-TIME RECORD VS WESTERN CONFERENCE OPPONENTS

OPP	HOME							ROAD							OVERALL						
	GP	W	L	T/OT	GF	GA	PTS	GP	W	L	T/OT	GF	GA	PTS	GP	W	L	T/OT	GF	GA	PTS
ANA	38	21	14	3	124	96	45	37	17	12	8	111	104	42	75	38	26	11	235	200	87
CGY	120	49	49	22	412	384	120	119	38	66	15	348	449	91	239	87	115	37	760	833	211
CHI	84	43	26	15	252	237	101	83	25	48	10	199	294	60	167	68	74	25	451	531	161
COL	68	29	27	12	220	243	70	68	26	30	12	192	221	64	136	55	57	24	412	464	134
CBJ	20	14	3	3	76	54	31	20	11	6	3	71	51	25	40	25	9	6	147	105	56
DAL	83	40	31	12	294	244	92	83	27	42	14	240	285	68	166	67	73	26	534	529	160
DET	77	34	31	12	273	246	80	78	23	44	11	226	310	57	155	57	75	23	499	556	137
EDM	103	45	43	15	365	373	105	102	35	55	12	314	409	82	205	80	98	27	679	782	187
LA	109	57	33	19	402	328	133	111	38	56	17	340	425	93	220	95	89	36	742	753	226
MIN	31	18	5	8	92	73	44	32	14	15	3	76	93	31	63	32	20	11	168	166	75
NSH	24	15	7	2	79	55	32	25	14	10	1	68	68	29	49	29	17	3	147	123	61
PHX	84	51	22	11	306	226	113	81	32	36	13	280	288	77	165	83	58	24	586	514	190
STL	84	37	38	9	247	262	83	83	26	48	9	233	305	61	167	63	86	18	480	567	144
SJS	44	23	15	6	149	119	52	46	21	19	6	135	138	48	90	44	34	12	284	257	100



# EASTERN CONFERENCE

## CANUCKS ALL-TIME RECORD VS EASTERN CONFERENCE OPPONENTS

OPP	HOME							ROAD							OVERALL						
	GP	W	L	T/OT	GF	GA	PTS	GP	W	L	T/OT	GF	GA	PTS	GP	W	L	T/OT	GF	GA	PTS
ATL	5	3	1	1	17	9	7	6	4	1	1	20	17	9	11	7	2	2	37	26	16
BOS	54	17	28	9	172	215	43	54	8	38	8	127	221	24	108	25	66	17	299	436	67
BUF	54	27	16	11	200	165	65	55	18	27	10	160	199	46	109	45	43	21	360	364	111
CAR	33	17	10	6	118	88	40	31	12	14	5	104	102	29	64	29	24	11	222	190	69
FLA	12	6	1	5	36	26	17	10	5	3	2	33	25	12	22	11	4	7	69	51	29
MTL	59	17	34	8	165	210	42	57	11	41	5	141	252	27	116	28	75	13	306	462	69
NJ	50	29	10	11	186	135	69	51	24	21	6	164	156	54	101	53	31	17	350	291	123
NYI	49	24	22	3	160	160	51	50	13	25	12	142	180	38	99	37	47	15	302	340	89
NYR	53	17	33	3	170	205	37	57	13	39	5	148	243	31	110	30	72	8	318	448	68
OTT	15	9	5	1	48	31	19	14	7	6	1	38	32	15	29	16	11	2	86	63	34
PHI	54	11	30	13	154	216	35	56	18	36	2	167	238	38	110	29	66	15	321	454	73
PIT	52	24	23	5	187	191	53	53	12	34	7	179	233	31	105	36	57	12	366	424	84
TB	12	9	0	3	51	24	21	11	6	5	0	41	38	12	23	15	5	3	92	62	33
TOR	68	33	22	13	240	223	79	64	25	28	11	214	228	61	132	58	50	24	454	451	140
WSH	41	20	15	6	142	127	46	43	16	22	5	128	141	37	84	36	37	11	270	268	83



# ANAHEIM DUCKS

## 2010-11 SEASON SUMMARY

## 2 WINS

## 2 LOSSES

## 0 OT

### AT VANCOUVER

Feb. 9/11	Canucks 3	Ducks 4
Dec. 8/10	Canucks 5	Ducks 4 (SO)

### AT ANAHEIM

Mar. 6/11	Canucks 3	Ducks 0
Oct. 13/10	Canucks 3	Ducks 4

### GOALS BY PERIOD

	1st	2nd	3rd	OT	TOTAL
CANUCKS	5	2	6	0	13
DUCKS	3	5	4	0	12

### CANUCKS

Power Play: 6-14	42.9%	Penalty Killing: 11-15	73.3%
------------------	-------	------------------------	-------

CANUCKS	GP	G	A	P	+/-	PIM	PP	SH
Daniel Sedin	4	4	3	7	E	0	4	0
Ryan Kesler	4	3	2	5	-2	4	1	0
Manny Malhotra	4	2	2	4	4	0	0	0
Henrik Sedin	4	0	4	4	E	0	0	0
Christian Ehrhoff	4	1	2	3	-1	4	1	0
Alex Edler	2	0	3	3	-1	2	0	0
Raffi Torres	4	1	1	2	3	17	0	0
Dan Hamhuis	4	0	2	2	E	0	0	0
Jannik Hansen	4	0	2	2	1	2	0	0
Mikael Samuelsson	3	0	2	2	-3	0	0	0
Alex Burrows	3	1	0	1	E	0	0	0
Jeff Tambellini	2	1	0	1	E	2	0	0
Mason Raymond	4	0	1	1	-3	0	0	0
Kevin Bieksa	3	0	1	1	1	9	0	0
Tanner Glass	4	0	0	0	E	2	0	0
Keith Ballard	3	0	0	0	1	6	0	0
Aaron Rome	3	0	0	0	-1	4	0	0
Andrew Alberts	2	0	0	0	-1	0	0	0
Chris Tanev	2	0	0	0	E	0	0	0
Jonas Andersson	1	0	0	0	E	0	0	0
Alex Bolduc	1	0	0	0	E	5	0	0
Guillaume Desbiens	1	0	0	0	E	0	0	0
Cody Hodgson	1	0	0	0	E	0	0	0
Maxim Lapierre	1	0	0	0	E	0	0	0
Rick Rypien	1	0	0	0	E	0	0	0
Sami Salo	1	0	0	0	E	2	0	0
Peter Schaefer	1	0	0	0	E	2	0	0
Aaron Volpatti	1	0	0	0	E	0	0	0

CANUCKS	GPI	MIN	W-L-O	GA	SA	SV	GAA	SV%
Cory Schneider	2	117	1-1-0	4	50	46	2.04	.920
Roberto Luongo	2	123	1-1-0	8	52	44	3.90	.846

### ATTENDANCE

18,860	Schneider/McElhinney	Bobby Ryan
18,860	Luongo/Hiller, McElhinney	Jeff Tambellini

### GOALTENDER

### W GOAL

### ATTENDANCE

16,356	Schneider/Ellis	Manny Malhotra
17,174	Luongo/Hiller	Bobby Ryan

### GOALTENDER

### W GOAL

### SHOTS BY PERIOD

	1st	2nd	3rd	OT	TOTAL
CANUCKS	43	34	50	6	133
DUCKS	40	29	30	3	102

### DUCKS

Power Play: 4-15	26.7%	Penalty Killing: 8-14	57.1%
------------------	-------	-----------------------	-------

DUCKS	GP	G	A	P	+/-	PIM	PP	SH
Ryan Getzlaf	4	1	5	6	3	0	1	0
Teemu Selanne	4	2	3	5	E	4	2	0
Bobby Ryan	4	3	1	4	3	6	0	0
Corey Perry	4	2	2	4	1	12	1	0
Lubomir Visnovsky	4	0	3	3	1	0	0	0
Cam Fowler	4	1	1	2	-1	0	0	0
Todd Marchant	4	0	2	2	E	0	0	0
Jason Blake	3	1	0	1	E	0	0	0
Brandon McMillan	3	1	0	1	-1	2	0	0
Joffrey Lupul	1	1	0	1	1	2	0	0
Toni Lydman	3	0	1	1	-1	0	0	0
Dan Sexton	3	0	1	1	-1	0	0	0
Andreas Lilja	2	0	1	1	E	0	0	0
Paul Mara	2	0	1	1	1	0	0	0
Brendan Mikkelson	1	0	1	1	2	0	0	0
George Parros	4	0	0	0	1	0	0	0
Luca Sbisa	4	0	0	0	E	5	0	0
Kyle Chipchura	3	0	0	0	-1	0	0	0
Saku Koivu	3	0	0	0	-2	2	0	0
Sheldon Brookbank	2	0	0	0	-1	7	0	0
Andy Sutton	2	0	0	0	1	2	0	0
Francois Beauchemin	1	0	0	0	E	2	0	0
Matt Beleskey	1	0	0	0	-1	0	0	0
Troy Bodie	1	0	0	0	E	0	0	0
Nick Bonino	1	0	0	0	E	0	0	0
Maxim Lapierre	1	0	0	0	1	0	0	0
Jarkko Ruutu	1	0	0	0	-1	0	0	0
Aaron Voros	1	0	0	0	E	15	0	0
Brad Winchester	1	0	0	0	-1	0	0	0

DUCKS	GPI	MIN	W-L-O	GA	SA	SV	GAA	SV%
Jonas Hiller	2	72	1-0-1	4	52	48	3.32	.923
Curtis McElhinney	2	113	1-0-0	6	65	59	3.20	.908
Dan Ellis	1	60	0-1-0	3	16	13	3.00	.812

### LAST

Last Home Win:

Last Road Win:

Last Shutout:

Cory Schneider (3-0)

Oct. 24/02 (2-2 @ VAN)

Last Shootout:

Dec. 8/10 (5-4 W @ VAN)

Last Hat Trick:

Michael Grabner

Apr. 2/10

Most Goals:

8 - Mar. 24/00

VAN 8 vs ANA 1

Canucks in OT:

Canucks in SO:

### VANCOUVER

Dec. 8/10 (5-4 SO)

Mar. 6/11 (3-0)

Mar. 6/11

Cory Schneider (3-0)

Oct. 24/02 (2-2 @ VAN)

Dec. 8/10 (5-4 W @ VAN)

Michael Grabner

Apr. 2/10

8 - Mar. 24/00

VAN 8 vs ANA 1

Canucks in OT:

Canucks in SO:

### ANAHEIM

Oct. 13/10 (4-3)

Feb. 9/11 (4-3)

Nov. 9/06

J-S. Giguere (6-0)

None

7 - Twice



## 2010.11 SEASON SUMMARY

1 WIN

0 LOSSES

0 OT

### AT ATLANTA

Mar. 25/11

Canucks 3

Thrashers 1

### GOALS BY PERIOD

	1st	2nd	3rd	OT	TOTAL
CANUCKS	0	2	1	—	3
THRASHERS	0	0	1	—	1

### CANUCKS

Power Play: 0-0 0.0% Penalty Killing: 4-4 100.0%

### CANUCKS

	GP	G	A	P	+/-	PIM	PP	SH
Alex Bolduc	1	1	0	1	1	0	0	0
Alex Burrows	1	1	0	1	1	0	0	1
Mason Raymond	1	1	0	1	E	0	0	0
Keith Ballard	1	0	1	1	2	0	0	0
Ryan Kesler	1	0	1	1	E	0	0	0
Victor Oreskovich	1	0	1	1	1	0	0	0
Raffi Torres	1	0	1	1	1	0	0	0
Aaron Rome	1	0	0	0	2	2	0	0
Kevin Bieksa	1	0	0	0	1	0	0	0
Dan Hamhuis	1	0	0	0	1	0	0	0
Maxim Lapierre	1	0	0	0	1	0	0	0
Jeff Tambellini	1	0	0	0	1	0	0	0
Daniel Sedin	1	0	0	0	E	0	0	0
Henrik Sedin	1	0	0	0	E	0	0	0
Jannik Hansen	1	0	0	0	E	2	0	0
Christian Ehrhoff	1	0	0	0	-1	2	0	0
Chris Higgins	1	0	0	0	-1	0	0	0
Sami Salo	1	0	0	0	-1	2	0	0

### CANUCKS

Roberto Luongo 1 60 1-0-0 1 31 30 1.00 .968

### LAST

Last Home Win:

Last Road Win:

Last Shutout:

Last Tie Game:

Last Shootout:

Last Hat Trick:

Most Goals:

Canucks in OT:

Canucks in SO:

### VANCOUVER

Dec. 10/09 (4-2)

Mar. 25/11 (3-1)

Feb. 25/03

Dan Cloutier (8-0)

Oct. 27/00 (1-1 @ ATL)

Jan. 2/09 (4-3L @ ATL)

Daniel Sedin

Dec. 10/09

8 - Feb. 25/03

VAN 8 vs ATL 0

0-0-2

0-1

### ATLANTA

Jan. 2/09 (4-3 SO)

Feb. 13/04 (4-1)

None

Dean Sylvester

Nov. 22/99

6 - Nov. 22/99

VAN 3 vs ATL 6

### ATTENDANCE

16,237

### GOALTENDER

Luongo/Mason

### W GOAL

Alex Bolduc

### SHOTS BY PERIOD

	1st	2nd	3rd	OT	TOTAL
CANUCKS	7	14	5	—	26
THRASHERS	10	9	12	—	31

### THRASHERS

Power Play: 0-4 0.0% Penalty Killing: 0-0 0%

### THRASHERS

	GP	G	A	P	+/-	PIM	PP	SH
Bryan Little	1	1	0	1	E	0	0	0
Ron Hainsey	1	0	0	0	1	0	0	0
Zach Bogosian	1	0	0	0	E	0	0	0
Radek Dvorak	1	0	0	0	E	0	0	0
Andrew Ladd	1	0	0	0	E	0	0	0
Tim Stapleton	1	0	0	0	E	0	0	0
Chris Thorburn	1	0	0	0	E	0	0	0
Blake Wheeler	1	0	0	0	E	0	0	0
Mark Stuart	1	0	0	0	-1	0	0	0
Alexander Burmistrov	1	0	0	0	-1	0	0	0
Dustin Byfuglien	1	0	0	0	-1	0	0	0
Tobias Enstrom	1	0	0	0	-1	2	0	0
Evander Kane	1	0	0	0	-1	0	0	0
Ben Maxwell	1	0	0	0	-1	0	0	0
Rob Schremp	1	0	0	0	-1	0	0	0
Anthony Stewart	1	0	0	0	-1	0	0	0
Nik Antropov	1	0	0	0	-2	0	0	0
Johnny Oduya	1	0	0	0	-2	0	0	0

### THRASHERS

Chris Mason 1 58:42 0-1-0 3 25 23 3.05 .920

OPPONENTS



\*The Atlanta Thrashers relocated to Winnipeg (Jets) following the 2010.11 season.



# BOSTON BRUINS

## 2010.11 SEASON SUMMARY

## 0 WINS

## 1 LOSS

## 0 OT

### AT VANCOUVER

Feb. 26/11

Canucks 1

Bruins 3

### GOALS BY PERIOD

	1st	2nd	3rd	OT	TOTAL
CANUCKS	1	0	0	-	1
BRUINS	0	1	2	-	3

### CANUCKS

Power Play: 0-3 0.0% Penalty Killing: 2-2 100.0%

### CANUCKS

	GP	G	A	P	+/-	PIM	PP	SH
Manny Malhotra	1	1	0	1	1	0	0	0
Christian Ehrhoff	1	0	1	1	E	2	0	0
Raffi Torres	1	0	1	1	1	0	0	0
Keith Ballard	1	0	0	0	-2	0	0	0
Alex Burrows	1	0	0	0	-2	0	0	0
Tanner Glass	1	0	0	0	E	0	0	0
Dan Hamhuis	1	0	0	0	1	0	0	0
Jannik Hansen	1	0	0	0	1	2	0	0
Cody Hodgson	1	0	0	0	E	0	0	0
Ryan Kesler	1	0	0	0	-2	0	0	0
Victor Oreskovich	1	0	0	0	E	0	0	0
Mason Raymond	1	0	0	0	-1	0	0	0
Aaron Rome	1	0	0	0	E	0	0	0
Sami Salo	1	0	0	0	-3	0	0	0
Mikael Samuelsson	1	0	0	0	-2	0	0	0
Henrik Sedin	1	0	0	0	-2	0	0	0
Daniel Sedin	1	0	0	0	-1	0	0	0
Chris Tanev	1	0	0	0	E	0	0	0

### CANUCKS

GPI MIN W-L-O GA SA SV GAA SV%

Roberto Luongo 1 60 0-1-0 2 24 22 2.01 .917

### ATTENDANCE

18,860

### GOALTENDER

Luongo/Thomas

### W GOAL

Milan Lucic

### SHOTS BY PERIOD

	1st	2nd	3rd	OT	TOTAL
CANUCKS	8	10	10	-	28
BRUINS	7	14	4	-	25

### BRUINS

Power Play: 0-2 0.0% Penalty Killing: 3-3 100.0%

### BRUINS

	GP	G	A	P	+/-	PIM	PP	SH
Milan Lucic	1	1	2	3	3	0	0	0
Patrice Bergeron	1	1	0	1	E	0	0	0
Nathan Horton	1	1	0	1	2	0	0	0
Tomas Kaberle	1	0	1	1	E	0	0	0
David Krejci	1	0	1	1	2	0	0	0
Dennis Seidenberg	1	0	1	1	1	0	0	0
Johnny Boychuk	1	0	0	0	1	0	0	0
Gregory Campbell	1	0	0	0	E	2	0	0
Zdeno Chara	1	0	0	0	1	0	0	0
Andrew Ference	1	0	0	0	E	0	0	0
Chris Kelly	1	0	0	0	1	0	0	0
Brad Marchand	1	0	0	0	-1	4	0	0
Adam McQuaid	1	0	0	0	1	0	0	0
Rich Peverley	1	0	0	0	E	0	0	0
Mark Recchi	1	0	0	0	-1	0	0	0
Michael Ryder	1	0	0	0	E	0	0	0
Tyler Seguin	1	0	0	0	E	0	0	0
Shawn Thornton	1	0	0	0	E	0	0	0

### BRUINS

GPI MIN W-L-O GA SA SV GAA SV%

Tim Thomas 1 60 1-0-0 1 28 27 1.00 .964

### LAST

Last Home Win:

Feb. 6/10 (3-2)

Last Road Win:

Jan. 15/96

Last Shutout:

Corey Hirsch (6-0)

Last Tie Game:

Mar. 15/01 (2-2 @ BOS)

Last Shootout:

Feb. 6/10 (3-2W @ BOS)

Last Hat Trick:

Ron Sedlbauer

Nov. 8/75

Most Goals:

7 - Oct. 15/89

Canucks in OT:

3-5-9

Canucks in SO:

1-0

### VANCOUVER

Dec. 4/05 (5-2)

Feb. 6/10 (3-2)

Jan. 15/96

Corey Hirsch (6-0)

Mar. 15/01 (2-2 @ BOS)

Feb. 6/10 (3-2W @ BOS)

Ron Sedlbauer

Nov. 8/75

7 - Oct. 15/89

3-5-9

1-0

### BOSTON

Dec. 21/06 (2-0)

Feb. 26/11 (3-1)

Oct. 28/08

Tim Thomas (1-0)

Adam Oates

Mar. 4/93

9 - Feb. 10/72



## 2010.11 SEASON SUMMARY

0 WINS

0 LOSSES

1 OT

### AT BUFFALO

Nov. 15/10

Canucks 3

Sabres 4 (OT)

### GOALS BY PERIOD

	1st	2nd	3rd	OT	TOTAL
CANUCKS	0	1	2	0	3
SABRES	2	1	0	1	4

### CANUCKS

Power Play: 2-5 40.0% Penalty Killing: 5-5 100.0%

### CANUCKS

	GP	G	A	P	+/-	PIM	PP	SH
Daniel Sedin	1	1	2	3	-1	2	1	0
Henrik Sedin	1	0	3	3	-1	0	0	0
Alex Edler	1	1	0	1	1	2	1	0
Mikael Samuelsson	1	1	0	1	E	0	0	0
Christian Ehrhoff	1	0	1	1	-1	0	0	0
Andrew Alberts	1	0	0	0	-3	0	0	0
Kevin Bieksa	1	0	0	0	-1	2	0	0
Mario Bliznak	1	0	0	0	E	0	0	0
Alex Burrows	1	0	0	0	-2	2	0	0
Tanner Glass	1	0	0	0	E	0	0	0
Dan Hamhuis	1	0	0	0	-1	0	0	0
Jannik Hansen	1	0	0	0	-1	0	0	0
Ryan Kesler	1	0	0	0	E	0	0	0
Manny Malhotra	1	0	0	0	-1	0	0	0
Mason Raymond	1	0	0	0	E	0	0	0
Aaron Rome	1	0	0	0	-1	2	0	0
Rick Rypien	1	0	0	0	-1	0	0	0
Raffi Torres	1	0	0	0	-1	0	0	0

### CANUCKS

Cory Schneider 1 65 0-0-1 4 39 35 3.71 .897

### LAST

Last Home Win:

Last Road Win:

Last Shutout:

Last Tie Game:

Last Shootout:

Last Hat Trick:

Most Goals:

Canucks in OT:

Canucks in SO:

### VANCOUVER

Jan. 25/10 (3-2)

Feb. 7/03 (4-2)

Oct. 14/00

Felix Potvin (4-0)

Oct. 29/02 (1-10 @ VAN)

Jan. 19/07 (4-3 L @ BUF)

Russ Courtnall

Mar. 6/96

9 - Nov. 19/72

VAN 9 vs BUF 5

1-1-6

0-1

### BUFFALO

Nov. 15/10 (4-3 OT)

Feb. 28/99 (2-0)

Feb. 28/99

Dwayne Roloson (2-0)

Steve Heinze

Mar. 16/01

8 - Jan. 8/76

Van 5 @ BUF 8

### ATTENDANCE

18,690

### GOALTENDER

Schneider/Miller

### W GOAL

Tyler Myers

### SHOTS BY PERIOD

	1st	2nd	3rd	OT	TOTAL
CANUCKS	15	10	12	2	39
SABRES	13	11	8	7	39

### SABRES

Power Play: 0-5 0.0% Penalty Killing: 3-5 60.0%

### SABRES

	GP	G	A	P	+/-	PIM	PP	SH
Derek Roy	1	0	2	2	3	0	0	0
Thomas Vanek	1	0	2	2	3	0	0	0
Tyler Ennis	1	1	0	1	2	0	0	0
Cody McCormick	1	1	0	1	E	2	0	0
Steve Montador	1	1	0	1	2	0	0	0
Tyler Myers	1	1	0	1	1	2	0	0
Michael Grier	1	0	1	1	E	0	0	0
Rob Niedermayer	1	0	1	1	E	2	0	0
Chris Butler	1	0	0	0	E	0	0	0
Tim Connolly	1	0	0	0	E	0	0	0
Matt Ellis	1	0	0	0	E	0	0	0
Paul Gaustad	1	0	0	0	E	0	0	0
Jochen Hecht	1	0	0	0	E	2	0	0
Patrick Kaleta	1	0	0	0	E	0	0	0
Jordan Leopold	1	0	0	0	2	0	0	0
Shaone Morrisson	1	0	0	0	E	0	0	0
Jason Pominville	1	0	0	0	E	0	0	0
Andrej Sekera	1	0	0	0	1	0	0	0

### SABRES

Ryan Miller 1 65 1-0-0 3 39 36 2.79 .923

OPPONENTS



# CALGARY FLAMES

## 2010.11 SEASON SUMMARY

## 5 WINS

## 0 LOSSES

## 1 OT

### AT VANCOUVER

Feb. 12/11	Canucks 4	Flames 2
Jan. 22/11	Canucks 3	Flames 4 (SO)
Jan. 5/11	Canucks 3	Flames 1

### AT CALGARY

Apr. 9/11	Canucks 3	Flames 2 (OT)
Mar. 12/11	Canucks 4	Flames 3
Dec. 1/10	Canucks 7	Flames 2

### GOALS BY PERIOD

	1st	2nd	3rd	OT	TOTAL
CANUCKS	7	8	8	1	24
FLAMES	5	6	2	0	13

### CANUCKS

Power Play: 8-23	34.8%	Penalty Killing: 21-24	87.5%
------------------	-------	------------------------	-------

### CANUCKS

	GP	G	A	P	+/-	PIM	PP	SH
Alex Burrows	6	5	4	9	7	4	1	0
Daniel Sedin	6	4	5	9	5	4	2	0
Ryan Kesler	6	4	3	7	4	4	2	1
Mason Raymond	6	3	4	7	4	2	1	1
Christian Ehrhoff	6	1	5	6	6	2	0	0
Henrik Sedin	6	0	6	6	4	4	0	0
Mikael Samuelsson	6	2	2	4	E	2	1	0
Alex Edler	4	2	2	4	7	2	0	0
Kevin Bieksa	5	1	2	3	2	9	0	0
Manny Malhotra	5	0	3	3	2	2	0	0
Jeff Tambellini	6	1	1	2	E	2	0	0
Dan Hamhuis	5	1	1	2	E	6	1	0
Raffi Torres	5	0	2	2	-1	2	0	0
Jannik Hansen	6	0	1	1	-3	2	0	0
Andrew Alberts	3	0	1	1	-2	2	0	0
Aaron Rome	3	0	1	1	1	0	0	0
Keith Ballard	5	0	0	0	1	2	0	0
Tanner Glass	5	0	0	0	-2	7	0	0
Sami Salo	3	0	0	0	-1	2	0	0
Chris Tanev	3	0	0	0	-2	0	0	0
Chris Higgins	2	0	0	0	-1	4	0	0
Maxim Lapierre	2	0	0	0	-1	2	0	0
Alex Bolduc	1	0	0	0	-1	0	0	0
Victor Oreskovich	1	0	0	0	E	0	0	0
Joel Perrault	1	0	0	0	-1	0	0	0
Aaron Volpatti	1	0	0	0	-1	0	0	0

### CANUCKS

	GPI	MIN	W-L-O	GA	SA	SV	GAA	SV%
Roberto Luongo	5	305	4-0-1	11	146	135	2.17	.925
Cory Schneider	1	63	1-0-0	2	36	34	1.91	.944

### ATTENDANCE

18,860	Schneider/Kiprusoff	Mikael Samuelsson
18,860	Luongo/Kiprusoff	Alex Tanguay
18,860	Luongo/Kiprusoff	Kevin Bieksa

### GOALTENDER

### W GOAL

### ATTENDANCE

19,289	Schneider/Karlsson	Christian Ehrhoff
19,289	Luongo/Kiprusoff	Daniel Sedin
19,289	Luongo/Kiprusoff	Daniel Sedin

### GOALTENDER

### W GOAL

### SHOTS BY PERIOD

	1st	2nd	3rd	OT	TOTAL
CANUCKS	72	63	61	9	205
FLAMES	57	71	53	1	182

### FLAMES

Power Play: 3-24	12.5%	Penalty Killing: 15-23	65.2%
------------------	-------	------------------------	-------

### FLAMES

	GP	G	A	P	+/-	PIM	PP	SH
Tim Jackman	6	4	1	5	2	11	0	0
Jarome Iginla	6	1	4	5	-5	6	1	0
Mikael Backlund	6	2	2	4	E	2	1	0
Matt Stajan	6	1	3	4	1	6	0	0
Alex Tanguay	5	1	2	3	-5	0	0	0
Mark Giordano	6	0	3	3	E	4	0	0
Curtis Glencross	6	2	0	2	-2	15	0	0
Brendan Morrison	4	1	1	2	E	0	1	0
Cory Sarich	6	0	2	2	3	0	0	0
David Moss	5	1	0	1	-1	2	0	0
Anton Babchuk	6	0	1	1	1	2	0	0
Tom Kostopoulos	6	0	1	1	2	7	0	0
Adam Pardy	2	0	1	1	2	0	0	0
Rene Bourque	6	0	0	0	-6	2	0	0
Jay Bouwmeester	6	0	0	0	-8	6	0	0
Olli Jokinen	6	0	0	0	-8	6	0	0
Robyn Regehr	6	0	0	0	-5	2	0	0
Niklas Hagman	4	0	0	0	1	0	0	0
Steve Staios	3	0	0	0	1	2	0	0
Lance Bouma	2	0	0	0	1	0	0	0
Brendan Mikkelson	2	0	0	0	-2	0	0	0
Brett Carson	1	0	0	0	-2	0	0	0
Ales Kotalik	1	0	0	0	E	0	0	0
Daymond Langkow	1	0	0	0	E	0	0	0

### FLAMES

	GPI	MIN	W-L-O	GA	SA	SV	GAA	SV%
Mikika Kiprusoff	5	301	1-4-0	20	165	145	3.98	.879
Henrik Karlsson	1	63	0-0-1	3	39	36	2.88	.923

### LAST

Last Home Win:	Feb. 12/11 (4-2)	CALGARY
Last Road Win:	Apr. 9/11 (3-2 OT)	Oct. 16/09 (5-3)
Last Shutout:	Oct. 9/08	Jan. 22/11 (4-3 SO)
	Roberto Luongo (6-0)	Nov. 5/05
Last Tie Game:	Nov. 29/03 (4-4 @ CGY)	Mikika Kiprusoff (1-0)
Last Shootout:	Jan. 22/11 (4-3 L @ VAN)	
Last Hat Trick:	Mason Raymond	Mike Cammalleri
	Dec. 1/10 at CGY	Nov. 27/09
Most Goals:	11 - Mar. 1/92	12 - Mar. 12/75
	VAN 11 vs CGY 0	VAN 4 @ ATL 12
Canucks in OT:	8-8-27	
Canucks in SO:	1-3	



## 2010.11 SEASON SUMMARY

1 WIN

0 LOSSES

0 OT

### AT VANCOUVER

Oct. 17/10

Canucks 5

Hurricanes 1

### GOALS BY PERIOD

	1st	2nd	3rd	OT	TOTAL
CANUCKS	2	1	2	—	5
HURRICANES	0	1	0	—	1

### CANUCKS

Power Play: 2-5 40.0% Penalty Killing: 6-6 100.0%

### CANUCKS

	GP	G	A	P	+/-	PIM	PP	SH
Mason Raymond	1	2	1	3	2	0	1	0
Mikael Samuelsson	1	1	2	3	1	4	0	0
Henrik Sedin	1	0	2	2	1	0	0	0
Andrew Alberts	1	1	0	1	1	2	0	0
Ryan Kesler	1	1	0	1	-1	0	1	0
Christian Ehrhoff	1	0	1	1	-1	0	0	0
Tanner Glass	1	0	1	1	E	0	0	0
Manny Malhotra	1	0	1	1	1	0	0	0
Daniel Sedin	1	0	1	1	1	0	0	0
Jeff Tambellini	1	0	1	1	0	4	0	0
Kevin Bieksa	1	0	0	0	2	0	0	0
Guillaume Desbiens	1	0	0	0	E	0	0	0
Alex Edler	1	0	0	0	-1	0	0	0
Dan Hamhuis	1	0	0	0	2	0	0	0
Jannik Hansen	1	0	0	0	E	4	0	0
Aaron Rome	1	0	0	0	1	0	0	0
Peter Schaefer	1	0	0	0	E	0	0	0
Raffi Torres	1	0	0	0	1	0	0	0

### CANUCKS

Cory Schneider 1 60 1-0-0 1 33 32 1.00 .970

### LAST

Last Home Win:

Last Road Win:

Last Shutout:

Last Tie Game:

Last Shootout:

Last Hat Trick:

Most Goals:

Canucks in OT:

### VANCOUVER

Oct. 17/10 (5-1)

Nov. 27/02 (3-2)

Feb. 26/99

Garthi Snow (1-0)

Nov. 24/99 (1-1 @ CAR)

None

Tony Tanti

Jan. 15/84

8 - Twice

6-0-6

### CAROLINA

Dec. 5/09 (5-3)

Oct. 15/99 (4-1)

Jan. 16/96

Sean Burke (3-0)

Sylvain Turgeon

Mar. 3/95

7 - Mar. 29/87

### ATTENDANCE

18,860

### GOALTENDER

Schneider/Ward

### W GOAL

Mason Raymond

### SHOTS BY PERIOD

	1st	2nd	3rd	OT	TOTAL
CANUCKS	12	7	9	—	28
HURRICANES	10	12	11	—	33

### HURRICANES

Power Play: 0-6 0.0% Penalty Killing: 3-5 60.0%

### HURRICANES

	GP	G	A	P	+/-	PIM	PP	SH
Patrick O'Sullivan	1	1	0	1	1	0	0	0
Joe Corvo	1	0	1	1	-2	0	0	0
Tuomo Ruutu	1	0	1	1	-1	4	0	0
Anton Babchuk	1	0	0	0	E	0	0	0
Drayson Bowman	1	0	0	0	-1	0	0	0
Erik Cole	1	0	0	0	E	0	0	0
Patrick Dwyer	1	0	0	0	-1	0	0	0
Tim Gleason	1	0	0	0	-2	0	0	0
Jay Harrison	1	0	0	0	E	0	0	0
Jussi Jokinen	1	0	0	0	E	0	0	0
Tom Kostopoulos	1	0	0	0	-1	2	0	0
Chad LaRose	1	0	0	0	-2	6	0	0
Jamie McBain	1	0	0	0	E	0	0	0
Joni Pitkanen	1	0	0	0	E	2	0	0
Sergei Samsonov	1	0	0	0	E	0	0	0
Jeff Skinner	1	0	0	0	-1	0	0	0
Eric Staal	1	0	0	0	-1	0	0	0
Brandon Sutter	1	0	0	0	1	0	0	0

### HURRICANES

Cam Ward 1 60 0-1-0 5 28 23 5.00 .821





# CHICAGO BLACKHAWKS

## 2010.11 SEASON SUMMARY

## 2 WINS

## 1 LOSS

## 1 OT

### AT VANCOUVER

Feb. 4/11	Canucks 4	Blackhawks 3
Nov. 20/10	Canucks 1	Blackhawks 7

### AT CHICAGO

Dec. 3/10	Canucks 3	Blackhawks 0
Oct. 20/10	Canucks 1	Blackhawks 2 (SO)

### GOALS BY PERIOD

	1st	2nd	3rd	OT	TOTAL
CANUCKS	1	2	6	0	9
BLACKHAWKS	1	6	4	0	11

### CANUCKS

Power Play: 5-16	31.2%	Penalty Killing: 19-20	95.0%
------------------	-------	------------------------	-------

### CANUCKS

	GP	G	A	P	+/-	PIM	PP	SH
Daniel Sedin	4	2	3	5	-1	2	1	0
Henrik Sedin	4	2	2	4	-1	0	1	0
Christian Ehrhoff	4	2	1	3	E	6	1	0
Mikael Samuelsson	4	2	1	3	-4	6	2	0
Tanner Glass	4	1	1	2	1	2	0	0
Ryan Kesler	4	0	2	2	E	6	0	0
Alex Burrows	3	0	2	2	2	0	0	0
Alex Edler	3	0	2	2	-2	2	0	0
Dan Hamhuis	3	0	2	2	-2	4	0	0
Jannik Hansen	4	0	1	1	-4	0	0	0
Cody Hodgson	1	0	1	1	E	0	0	0
Kevin Bieksa	4	0	0	0	-5	4	0	0
Manny Malhotra	4	0	0	0	-4	0	0	0
Mason Raymond	4	0	0	0	-2	0	0	0
Raffi Torres	4	0	0	0	-5	4	0	0
Andrew Alberts	3	0	0	0	-2	4	0	0
Aaron Rome	3	0	0	0	-1	2	0	0
Jeff Tambellini	3	0	0	0	1	0	0	0
Keith Ballard	2	0	0	0	E	2	0	0
Joel Perrault	2	0	0	0	-1	0	0	0
Peter Schaefer	2	0	0	0	E	0	0	0
Guillaume Desbiens	1	0	0	0	E	0	0	0
Ryan Parent	1	0	0	0	E	0	0	0
Chris Tanev	1	0	0	0	E	0	0	0

### CANUCKS

	GPI	MIN	W-L-O	GA	SA	SV	GAA	SV%
Roberto Luongo	4	221	2-1-1	8	129	121	2.18	.938
Cory Schneider	1	24	0-0-0	3	21	18	7.40	.857

### ATTENDANCE

18,860
18,860

### GOALTENDER

Luongo/Turco
Luongo, Schneider/Crawford

### W GOAL

Daniel Sedin
Troy Brouwer

### ATTENDANCE

21,737
20,859

### GOALTENDER

Luongo/Turco
Luongo/Turco

### W GOAL

Tanner Glass
Patrick Kane

### SHOTS BY PERIOD

	1st	2nd	3rd	OT	TOTAL
CANUCKS	33	36	38	8	115
BLACKHAWKS	46	48	54	2	150

### BLACKHAWKS

Power Play: 1-20	5.0%	Penalty Killing: 11-16	68.8%
------------------	------	------------------------	-------

### BLACKHAWKS

	GP	G	A	P	+/-	PIM	PP	SH
Jonathan Toews	4	2	1	3	2	2	0	0
Fernando Pisani	3	2	1	3	2	0	0	0
Patrick Kane	4	1	2	3	2	0	0	0
Brent Seabrook	4	1	2	3	1	6	1	0
Marian Hossa	3	0	3	3	3	0	0	0
Dave Bolland	4	1	1	2	2	0	0	0
Nick Boynton	4	1	1	2	3	0	0	0
Troy Brouwer	4	1	1	2	3	2	0	0
Bryan Bickell	4	0	2	2	1	2	0	0
Jake Dowell	4	0	2	2	1	2	0	0
Patrick Sharp	4	1	0	1	E	2	0	0
Viktor Stalberg	4	1	0	1	2	6	0	0
Niklas Hjalmarsson	4	0	1	1	2	2	0	0
Tomas Kopecky	4	0	1	1	1	4	0	0
Jack Skille	4	0	1	1	E	4	0	0
Duncan Keith	4	0	0	0	2	2	0	0
Brian Campbell	3	0	0	0	2	0	0	0
Jassen Cullimore	3	0	0	0	1	0	0	0
John Scott	2	0	0	0	-1	0	0	0
Nick Leddy	1	0	0	0	1	0	0	0
Jeremy Morin	1	0	0	0	E	0	0	0

### BLACKHAWKS

	GPI	MIN	W-L-O	GA	SA	SV	GAA	SV%
Corey Crawford	1	60	1-0-0	1	28	27	1.00	.964
Marty Turco	3	183	1-2-0	8	87	79	2.62	.908

### LAST

Last Home Win:
Last Road Win:
Last Shutout:

### VANCOUVER

Feb. 4/11 (4-3)
Dec. 3/10 (3-0)
Dec. 3/10
Roberto Luongo (3-0)
Nov. 28/01 (3-3 @ CHI)
Oct. 20/10 (2-1 L @ CHI)

### CHICAGO

Oct. 20/10 (2-1 SO)
Nov. 20/10 (7-1)
Nov. 22/09
Antti Niemi (1-0)

### Last Tie Game:

### Last Shootout:

### Last Hat Trick:

### Most Goals:

### Canucks in OT:

### Canucks in SO:

### Stan Smyl

### Dec. 14/86

### 7 - Twice

### 6-4-10

### 3-1

### Tyler Arnason

### Mar. 19/04

### 9 - Three times



## 2010.11 SEASON SUMMARY

5 WINS

0 LOSSES

1 OT

### AT VANCOUVER

Mar. 16/11	Canucks 4	Avalanche 2
Nov. 24/10	Canucks 4	Avalanche 2
Oct. 26/10	Canucks 4	Avalanche 3 (OT)

### AT COLORADO

Jan. 18/11	Canucks 3	Avalanche 4 (OT)
Jan. 2/11	Canucks 2	Avalanche 1
Nov. 4/10	Canucks 3	Avalanche 1

### GOALS BY PERIOD

	1st	2nd	3rd	OT	TOTAL
CANUCKS	5	6	8	1	20
AVALANCHE	4	4	4	1	13

### CANUCKS

Power Play: 6-19	31.6%	Penalty Killing: 15-20	75.0%
------------------	-------	------------------------	-------

### CANUCKS

	GP	G	A	P	+/-	PIM	PP	SH
Daniel Sedin	6	1	7	8	2	0	0	0
Henrik Sedin	6	3	4	7	2	2	1	0
Ryan Kesler	6	4	1	5	3	8	3	0
Mason Raymond	6	2	2	4	2	2	0	0
Alex Burrows	5	2	2	4	4	2	0	0
Alex Edler	5	1	3	4	0	0	1	0
Christian Ehrhoff	6	0	4	4	4	4	0	0
Kevin Bieksa	5	1	1	2	5	6	0	0
Jeff Tambellini	5	1	1	2	0	0	0	0
Alex Bolduc	1	1	1	2	2	2	0	0
Dan Hamhuis	4	0	2	2	7	4	0	0
Raffi Torres	6	1	0	1	-1	8	1	0
Peter Schaefer	2	1	0	1	1	0	0	0
Maxim Lapierre	1	1	0	1	0	0	0	0
Sergei Shirokov	1	1	0	1	1	0	0	0
Manny Malhotra	6	0	1	1	0	0	0	0
Mikael Samuelsson	6	0	1	1	1	0	0	0
Keith Ballard	5	0	1	1	-3	4	0	0
Tanner Glass	5	0	1	1	1	7	0	0
Aaron Rome	3	0	1	1	-1	0	0	0
Chris Higgins	1	0	1	1	0	0	0	0
Jannik Hansen	6	0	0	0	-1	0	0	0
Andrew Alberts	4	0	0	0	1	2	0	0
Guillaume Desbiens	2	0	0	0	0	5	0	0
Chris Tanev	2	0	0	0	0	0	0	0
Ryan Parent	1	0	0	0	0	0	0	0
Joel Perrault	1	0	0	0	0	0	0	0
Sami Salo	1	0	0	0	0	2	0	0

### CANUCKS

	GPI	MIN	W-L-O	GA	SA	SV	GAA	SV%
Roberto Luongo	4	243	3-0-1	10	124	114	2.47	.919
Cory Schneider	2	120	2-0-0	3	63	60	1.50	.952

### LAST

Last Home Win:  
Last Road Win:  
Last Shutout:

### Last Tie Game:

### Last Shootout:

### Last Hat Trick:

### Most Goals:

### Canucks in OT:

### Canucks in SO:

### VANCOUVER

Mar. 16/11 (4-2)  
Jan. 2/11 (2-1)  
Nov. 1/09

### Andrew Raycroft (3-0)

### Mar. 3/04 (5-5 @ COL)

### Apr. 6/10 (3-4 L @ VAN)

### Mikael Samuelsson

### Mar. 9/10

### 8 - Twice

### 5-5-17

### 1-5

### COLORADO

Jan. 18/11 (4-3 OT)  
Apr. 6/10 (4-3 SO)  
Oct. 3/09

### Craig Anderson (3-0)

### Milan Hejduk

### Apr. 5/07

### 9 - Three times

### ATTENDANCE

18,860
18,860
18,860

### GOALTENDER

Schneider/Elliott
Luongo/Anderson, Budaj
Luongo/Budaj

### W GOAL

Henrik Sedin
Ryan Kesler
Mason Raymond

### ATTENDANCE

12,791
15,323
12,732

### GOALTENDER

Luongo/Anderson
Schneider/Budaj

### W GOAL

David Jones
Mason Raymond
Henrik Sedin

### SHOTS BY PERIOD

	1st	2nd	3rd	OT	TOTAL
CANUCKS	70	69	56	3	198
AVALANCHE	52	61	69	5	187

### AVALANCHE

Power Play: 5-20	25.0%	Penalty Killing: 13-19	68.4%
------------------	-------	------------------------	-------

### AVALANCHE

	GP	G	A	P	+/-	PIM	PP	SH
John-Michael Liles	6	2	6	8	3	0	2	0
Milan Hejduk	5	1	5	6	1	4	1	0
Matt Duchene	6	3	1	4	0	0	0	0
David Jones	6	3	1	4	0	2	1	0
Paul Stastny	6	1	2	3	-1	6	0	0
Kevin Shattenkirk	4	0	2	2	-2	4	0	0
Daniel Winnik	6	1	0	1	-1	0	0	0
David Van Der Gulik	2	1	0	1	1	2	0	0
Erik Johnson	1	1	0	1	0	0	1	0
Philippe Dupuis	6	0	1	1	-2	4	0	0
Cody McLeod	5	0	1	1	-2	16	0	0
Ryan O'Reilly	5	0	1	1	-1	0	0	0
Brandon Yip	5	0	1	1	-3	2	0	0
Ryan O'Byrne	4	0	1	1	-1	4	0	0
Chris Stewart	4	0	1	1	-2	0	0	0
Scott Hannan	3	0	1	1	-5	0	0	0
Tomas Fleischmann	2	0	1	1	-2	0	0	0
Mark Olver	1	0	1	1	0	0	0	0
Ryan Wilson	5	0	0	0	-3	4	0	0
Adam Foote	4	0	0	0	-1	2	0	0
TJ Galiardi	4	0	0	0	-1	0	0	0
Kevin Porter	4	0	0	0	-1	0	0	0
Jonas Holos	3	0	0	0	-4	0	0	0
Matt Hunwick	3	0	0	0	-2	2	0	0
Greg Mauldin	2	0	0	0	-1	0	0	0
Kyle Quincey	2	0	0	0	2	2	0	0
Kyle Cumiskey	1	0	0	0	-1	0	0	0
David Koci	1	0	0	0	0	0	0	0
David Liffiton	1	0	0	0	1	0	0	0
Jay McClement	1	0	0	0	-1	0	0	0

### AVALANCHE

	GPI	MIN	W-L-O	GA	SA	SV	GAA	SV%
Craig Anderson	3	142	1-1-0	6	79	73	2.54	.924
Peter Budaj	3	155	0-2-1	10	79	69	3.86	.873
Brian Elliott	1	58	0-1-0	3	39	36	3.09	.923



# COLUMBUS BLUE JACKETS

## 2010.11 SEASON SUMMARY

4 WINS

0 LOSSES

0 OT

### AT VANCOUVER

Mar. 1/11 Canucks 2 Blue Jackets 1 (SO)  
Dec. 15/10 Canucks 3 Blue Jackets 2 (OT)

### AT COLUMBUS

Mar. 27/11 Canucks 4 Blue Jackets 1  
Dec. 23/10 Canucks 7 Blue Jackets 3

### GOALS BY PERIOD

	1st	2nd	3rd	OT	TOTAL
CANUCKS	6	4	4	1	15
BLUE JACKETS	0	3	4	0	7

### CANUCKS

Power Play: 4-17 23.5% Penalty Killing: 12-13 92.3%

CANUCKS	GP	G	A	P	+/-	PIM	PP	SH
Ryan Kesler	4	4	3	7	4	4	1	0
Henrik Sedin	4	2	4	6	2	0	1	0
Daniel Sedin	4	1	4	5	2	0	0	0
Mason Raymond	2	1	3	4	2	0	0	0
Chris Higgins	1	2	1	3	1	2	1	0
Alex Burrows	4	1	2	3	2	2	0	0
Raffi Torres	4	2	0	2	E	4	1	0
Christian Ehrhoff	3	2	0	2	3	2	0	0
Mikael Samuelsson	3	0	2	2	3	2	0	0
Alex Edler	2	0	2	2	2	2	0	0
Dan Hamhuis	4	0	1	1	2	0	0	0
Jannik Hansen	4	0	1	1	1	2	0	0
Jeff Tambellini	4	0	1	1	1	2	0	0
Kevin Bieksa	3	0	1	1	3	2	0	0
Andrew Alberts	2	0	1	1	E	2	0	0
Sami Salo	2	0	1	1	-2	0	0	0
Keith Ballard	4	0	0	0	2	2	0	0
Alex Bolduc	3	0	0	0	-1	0	0	0
Tanner Glass	3	0	0	0	-1	0	0	0
Manny Malhotra	3	0	0	0	E	0	0	0
Aaron Rome	3	0	0	0	E	2	0	0
Maxim Lapierre	2	0	0	0	-1	2	0	0
Jonas Andersson	1	0	0	0	E	0	0	0
Victor Oreskovich	1	0	0	0	E	0	0	0
Chris Tanev	1	0	0	0	E	0	0	0
Aaron Volpatti	1	0	0	0	E	0	0	0

CANUCKS	GPI	MIN	W-L-O	GA	SA	SV	GAA	SV%
Roberto Luongo	2	128	2-0-0	3	61	58	1.40	.951
Cory Schneider	2	120	2-0-0	4	67	63	2.00	.940

### ATTENDANCE

18,860  
18,860

### GOALTENDER

Luongo/Mason  
Luongo/Garon

### W GOAL

Raffi Torres  
Ryan Kesler

### ATTENDANCE

14,469  
12,159

### GOALTENDER

Schneider/Garon  
Schneider/Garon, Mason

### W GOAL

Henrik Sedin  
Daniel Sedin

### SHOTS BY PERIOD

	1st	2nd	3rd	OT	TOTAL
CANUCKS	44	26	35	5	110
BLUE JACKETS	37	37	50	4	128

### BLUE JACKETS

Power Play: 1-13 7.7% Penalty Killing: 13-17 76.5%

BLUE JACKETS	GP	G	A	P	+/-	PIM	PP	SH
RJ Umberger	4	3	0	3	E	0	0	0
Tom Sestito	2	2	0	2	-1	4	1	0
Antoine Vermette	4	0	2	2	-2	6	0	0
Jakub Voracek	4	0	2	2	2	4	0	0
Derick Brassard	3	1	0	1	1	2	0	0
Scottie Upshall	2	1	0	1	E	4	0	0
Derek Dorsett	4	0	1	1	-3	2	0	0
Marc Methot	4	0	1	1	-1	0	0	0
Samuel Pahlsson	4	0	1	1	-3	0	0	0
Kris Russell	4	0	1	1	1	2	0	0
Fedor Tyutin	4	0	1	1	-3	0	0	0
Mike Commodore	1	0	1	1	E	2	0	0
Kyle Wilson	1	0	1	1	-1	0	0	0
Jan Hejda	4	0	0	0	-2	2	0	0
Rick Nash	4	0	0	0	-1	2	0	0
Jared Boll	3	0	0	0	-1	0	0	0
Ethan Moreau	3	0	0	0	-3	0	0	0
Matt Calvert	2	0	0	0	E	0	0	0
Kristian Huselius	2	0	0	0	-2	0	0	0
Rostislav Klesla	2	0	0	0	-5	4	0	0
Sami Lepisto	2	0	0	0	-2	2	0	0
Derek MacKenzie	2	0	0	0	E	2	0	0
Andrew Murray	2	0	0	0	E	0	0	0
Chris Clark	1	0	0	0	-1	0	0	0
Grant Clitsome	1	0	0	0	1	2	0	0
Maksim Mayorov	1	0	0	0	E	0	0	0
Craig Rivet	1	0	0	0	1	0	0	0
Anton Stralman	1	0	0	0	E	0	0	0

BLUE JACKETS	GPI	MIN	W-L-O	GA	SA	SV	GAA	SV%
Steve Mason	2	92	0-1-1	2	34	32	1.30	.941
Mathieu Garon	3	156	0-2-1	13	76	63	4.99	.829

### LAST

Last Home Win:  
Last Road Win:  
Last Shutout:

### VANCOUVER

Mar. 1/11 (2-1 SO)  
Mar. 27/11 (4-1)  
Nov. 29/07  
Roberto Luongo (2-0)  
Feb. 5/03 (4-4 @ CBJ)  
Mar. 1/11 (2-1 W @ VAN)  
Ryan Kesler  
Dec. 15/10  
7 - Four Times  
4-2-3  
1-2

### COLUMBUS

Dec. 1/08 (3-2)  
Oct. 5/09 (5-3)  
None  
None  
6 - Three times



## 2010.11 SEASON SUMMARY

4 WINS

0 LOSSES

0 OT

### AT VANCOUVER

Feb. 19/11	Canucks 5	Stars 2
Jan. 24/11	Canucks 7	Stars 1

### AT DALLAS

Feb. 1/11	Canucks 4	Stars 1
Dec. 31/10	Canucks 4	Stars 1

### GOALS BY PERIOD

	1st	2nd	3rd	OT	TOTAL
CANUCKS	6	8	6	—	20
STARS	2	1	2	—	5

### CANUCKS

Power Play: 8-17	47.1%	Penalty Killing: 15-16	93.8%
------------------	-------	------------------------	-------

### CANUCKS

	GP	G	A	P	+/-	PIM	PP	SH
Henrik Sedin	4	3	6	9	1	0	1	0
Daniel Sedin	4	3	6	9	1	0	1	0
Raffi Torres	4	3	1	4	4	5	0	0
Alex Burrows	4	2	2	4	1	14	0	0
Christian Ehrhoff	4	2	2	4	2	8	2	0
Mikael Samuelsson	4	2	2	4	2	0	1	0
Ryan Kesler	4	2	1	3	4	4	1	1
Jannik Hansen	4	0	3	3	4	0	0	0
Alex Edler	2	0	3	3	2	0	0	0
Kevin Bieksa	3	1	1	2	3	6	1	0
Dan Hamhuis	3	1	1	2	3	6	1	0
Mason Raymond	3	1	1	2	2	0	0	0
Manny Malhotra	4	0	2	2	3	0	0	0
Keith Ballard	3	0	1	1	1	2	0	0
Jeff Tambellini	3	0	1	1	E	2	0	0
Chris Tanev	3	0	1	1	1	0	0	0
Aaron Volpatti	3	0	1	1	1	0	0	0
Aaron Rome	1	0	1	1	2	2	0	0
Tanner Glass	4	0	0	0	E	6	0	0
Andrew Alberts	1	0	0	0	E	0	0	0
Alex Bolduc	1	0	0	0	E	10	0	0
Cody Hodgson	1	0	0	0	E	0	0	0
Evan Oberg	1	0	0	0	1	0	0	0
Victor Oreskovich	1	0	0	0	E	0	0	0
Sami Salo	1	0	0	0	E	2	0	0
Yann Sauve	1	0	0	0	1	0	0	0
Lee Sweatt	1	0	0	0	E	2	0	0

### CANUCKS

	GPI	MIN	W-L-O	GA	SA	SV	GAA	SV%
Cory Schneider	2	119	2-0-0	2	71	69	1.01	.972
Roberto Luongo	2	120	2-0-0	3	50	47	1.50	.940

### LAST

Last Home Win:

Last Road Win:

Last Shutout:

Last Tie Game:

Last Shootout:

Last Hat Trick:

Most Goals:

Canucks in OT:

Canucks in SO:

### VANCOUVER

Feb. 19/11 (5-2)

Feb. 1/11 (4-1)

Jan. 10/99

Mar. 8/00 (3-3 @ DAL)

Oct. 11/09 (4-3 W @ VAN)

Todd Bertuzzi

Mar. 17/03

10 – Twice

1-4-13

2-1

### DALLAS

Nov. 06/09 (2-1)

Jan. 4/09 (3-2 SO)

Mar. 18/04

Marty Turco (3-0)

Brian Bellows

Nov. 23/90

9 – Twice

### ATTENDANCE

18,860
18,860

### GOALTENDER

Luongo/Raycroft
Luongo/Lehtonen, Raycroft

### W GOAL

Daniel Sedin
Ryan Kesler

### ATTENDANCE

12,884
17,733

### GOALTENDER

Schneider/Lehtonen
Schneider/Lehtonen, Raycroft

### W GOAL

Christian Ehrhoff
Raffi Torres

### SHOTS BY PERIOD

	1st	2nd	3rd	OT	TOTAL
CANUCKS	41	43	38	—	122
STARS	37	39	45	—	121

### STARS

Power Play: 1-16	6.2%	Penalty Killing: 9-17	52.9%
------------------	------	-----------------------	-------

### STARS

	GP	G	A	P	+/-	PIM	PP	SH
Loui Eriksson	4	1	2	3	-3	0	0	0
Brenden Morrow	4	2	0	2	-3	9	1	0
James Neal	4	1	1	2	-2	2	0	0
Brad Richards	3	1	1	2	-3	0	0	0
Mike Ribeiro	4	0	2	2	-3	6	0	0
Jamie Langenbrunner	3	0	1	1	-1	0	0	0
Trevor Daley	4	0	0	0	-4	4	0	0
Steve Ott	4	0	0	0	-6	12	0	0
Stephane Robidas	4	0	0	0	-5	6	0	0
Karlis Skrastins	4	0	0	0	-4	2	0	0
Brian Sutherby	4	0	0	0	E	2	0	0
Adam Burish	3	0	0	0	-2	18	0	0
Mark Fistric	3	0	0	0	-2	2	0	0
Nicklas Grossman	3	0	0	0	2	0	0	0
Matt Niskanen	3	0	0	0	1	0	0	0
Tom Wandell	3	0	0	0	-1	0	0	0
Jeff Woywitka	3	0	0	0	-2	4	0	0
Krystofer Barch	2	0	0	0	E	2	0	0
Jamie Benn	2	0	0	0	-1	2	0	0
Aaron Gagnon	2	0	0	0	E	0	0	0
Toby Petersen	2	0	0	0	E	0	0	0
Travis Morin	1	0	0	0	E	0	0	0
Brandon Segal	1	0	0	0	E	0	0	0
Tomas Vincour	1	0	0	0	-1	0	0	0
Jason Williams	1	0	0	0	E	0	0	0

### STARS

	GPI	MIN	W-L-O	GA	SA	SV	GAA	SV%
Andrew Raycroft	3	90	0-1-0	5	49	44	3.33	.898
Kari Lehtonen	3	150	0-3-0	15	73	58	6.00	.795





# DETROIT RED WINGS

## 2010.11 SEASON SUMMARY

## 2 WINS

## 0 LOSSES

## 2 OT

### AT VANCOUVER

Jan. 8/11	Canucks 1	Red Wings 2 (SO)
Nov. 6/10	Canucks 6	Red Wings 4

### AT DETROIT

Mar. 23/11	Canucks 2	Red Wings 1
Dec. 22/10	Canucks 4	Red Wings 5 (OT)

### GOALS BY PERIOD

	1st	2nd	3rd	OT	TOTAL
CANUCKS	1	7	5	0	13
RED WINGS	1	4	5	1	11

### CANUCKS

Power Play: 6-16	37.5%	Penalty Killing: 12-16	75.0%
------------------	-------	------------------------	-------

CANUCKS	GP	G	A	P	+/-	PIM	PP	SH
Henrik Sedin	4	1	6	7	3	0	1	0
Ryan Kesler	4	0	7	7	E	4	0	0
Daniel Sedin	4	5	1	6	2	6	3	0
Manny Malhotra	3	2	1	3	-2	0	1	1
Mikael Samuelsson	3	2	0	2	1	4	0	0
Alex Edler	3	1	1	2	-1	4	1	0
Jannik Hansen	4	1	0	1	-1	0	0	0
Jeff Tambellini	3	1	0	1	E	2	0	0
Christian Ehrhoff	4	0	1	1	-1	0	0	0
Raffi Torres	4	0	1	1	-1	0	0	0
Tanner Glass	3	0	1	1	-1	0	0	0
Dan Hamhuis	3	0	1	1	E	2	0	0
Mason Raymond	3	0	1	1	-1	2	0	0
Aaron Rome	3	0	1	1	-2	0	0	0
Keith Ballard	4	0	0	0	-1	5	0	0
Kevin Bieksa	4	0	0	0	3	4	0	0
Alex Burrows	4	0	0	0	2	4	0	0
Alex Bolduc	3	0	0	0	E	0	0	0
Andrew Alberts	2	0	0	0	2	0	0	0
Chris Higgins	1	0	0	0	E	0	0	0
Maxim Lapierre	1	0	0	0	E	0	0	0
Victor Oreskovich	1	0	0	0	E	0	0	0
Rick Rypien	1	0	0	0	-1	0	0	0
Sami Salo	1	0	0	0	E	0	0	0
Peter Schaefer	1	0	0	0	-1	0	0	0
Aaron Volpatti	1	0	0	0	E	0	0	0

CANUCKS	GPI	MIN	W-L-O	GA	SA	SV	GAA	SV%
Roberto Luongo	4	248	2-0-2	11	146	135	2.66	.925

### ATTENDANCE

18,860	Luongo/Howard
18,860	Luongo/Howard

### GOALTENDER

Luongo/Howard
Luongo/Howard

### W GOAL

Jiri Hudler
Alex Edler

### ATTENDANCE

20,066	Luongo/Howard
20,066	Luongo/Howard

### GOALTENDER

Luongo/Howard
Luongo/Howard

### W GOAL

Daniel Sedin
Henrik Zetterberg

### SHOTS BY PERIOD

	1st	2nd	3rd	OT	TOTAL
CANUCKS	38	48	52	3	141
RED WINGS	40	44	60	2	146

### RED WINGS

Power Play: 4-16	25.0%	Penalty Killing: 10-16	62.5%
------------------	-------	------------------------	-------

RED WINGS	GP	G	A	P	+/-	PIM	PP	SH
Henrik Zetterberg	4	2	3	5	1	2	0	0
Danny Cleary	3	2	2	4	E	2	0	0
Brian Rafalski	3	0	4	4	2	2	0	0
Niklas Kronwall	4	2	1	3	3	2	0	0
Nicklas Lidstrom	4	1	2	3	-5	0	1	0
Jonathan Ericsson	4	1	1	2	1	2	1	0
Johan Franzen	3	1	1	2	-1	2	1	0
Jiri Hudler	4	1	0	1	E	0	1	0
Valtteri Filppula	3	1	0	1	E	2	0	0
Justin Abdelkader	4	0	1	1	E	7	0	0
Darren Helm	4	0	1	1	1	2	0	0
Tomas Holmstrom	4	0	1	1	-1	10	0	0
Ruslan Salei	4	0	1	1	1	0	0	0
Todd Bertuzzi	3	0	1	1	2	2	0	0
Brad Stuart	3	0	1	1	-1	0	0	0
Pavel Datsyuk	2	0	1	1	-1	0	0	0
Mike Modano	2	0	1	1	-1	0	0	0
Drew Miller	4	0	0	0	-1	0	0	0
Patrick Eaves	3	0	0	0	-1	4	0	0
Kris Draper	2	0	0	0	E	0	0	0
Jakub Kindl	2	0	0	0	E	0	0	0
Jan Mursak	2	0	0	0	E	0	0	0
Tomas Tatar	1	0	0	0	E	0	0	0

RED WINGS	GPI	MIN	W-L-O	GA	SA	SV	GAA	SV%
Jimmy Howard	4	246	2-2-0	13	141	128	3.17	.908

### LAST

Last Home Win:	Nov. 6/10 (6-4)
Last Road Win:	Mar. 23/11 (2-1)
Last Shutout:	Dec. 15/01

### VANCOUVER

Dan Cloutier (3-0)	Mar. 13/01 (2-2 @ DET)
Todd Bertuzzi	Jan. 8/11 (2-1 L @ VAN)
Nov. 13/05	

### DETROIT

Dec. 22/10 (5-4 OT)
Jan. 8/11 (2-1 SO)
Jan. 14/98
Chris Osgood (4-0)

### Last Tie Game:

Mar. 13/01 (2-2 @ DET)

### Last Shootout:

Jan. 8/11 (2-1 L @ VAN)

### Last Hat Trick:

Todd Bertuzzi

### Most Goals:

9 - Twice

### Canucks in OT:

4-4-11

### Canucks in SO:

0-2

### Dino Cicarelli

Apr. 5/94

11 - Feb. 27/85

VAN 5 @ DET 11



## 2010.11 SEASON SUMMARY

## 4 WINS

## 2 LOSSES

## 0 OT

### AT VANCOUVER

Apr. 2/11	Canucks 1	Oilers 4
Jan. 7/11	Canucks 6	Oilers 1
Dec. 26/10	Canucks 3	Oilers 2

### AT EDMONTON

Apr. 5/11	Canucks 0	Oilers 2
Dec. 12/10	Canucks 2	Oilers 1
Nov. 2/10	Canucks 4	Oilers 3

GOALS BY PERIOD	1st	2nd	3rd	OT	TOTAL
CANUCKS	4	6	6	-	13
OILERS	2	6	5	-	12

### CANUCKS

Power Play: 4-22	18.2%	Penalty Killing: 19-24	79.2%
------------------	-------	------------------------	-------

CANUCKS	GP	G	A	P	+/-	PIM	PP	SH
Henrik Sedin	6	1	7	8	3	0	0	0
Daniel Sedin	6	3	3	6	3	4	1	0
Kevin Bieksa	6	1	5	6	4	0	0	0
Ryan Kesler	6	3	2	5	3	4	1	0
Raffi Torres	6	3	2	5	2	24	1	0
Alex Burrows	6	2	2	4	3	10	0	0
Alex Edler	4	1	2	3	E	0	1	0
Manny Malhotra	4	0	2	2	1	2	0	0
Mikael Samuelsson	5	1	0	1	E	4	0	0
Jeff Tambellini	5	1	0	1	3	0	0	0
Christian Ehrhoff	5	0	1	1	-4	2	0	0
Andrew Alberts	4	0	1	1	2	6	0	0
Dan Hamhuis	3	0	1	1	3	4	0	0
Keith Ballard	6	0	0	0	3	0	0	0
Tanner Glass	6	0	0	0	-2	5	0	0
Jannik Hansen	6	0	0	0	1	4	0	0
Mason Raymond	4	0	0	0	E	0	0	0
Aaron Rome	4	0	0	0	E	6	0	0
Alex Bolduc	2	0	0	0	-1	0	0	0
Chris Higgins	2	0	0	0	E	0	0	0
Maxim Lapierre	2	0	0	0	E	0	0	0
Sami Salo	2	0	0	0	-1	0	0	0
Yann Sauve	2	0	0	0	-2	0	0	0
Aaron Volpatti	2	0	0	0	-1	0	0	0
Jonas Andersson	1	0	0	0	E	0	0	0
Guillaume Desbiens	1	0	0	0	-1	0	0	0
Victor Oreskovich	1	0	0	0	E	2	0	0
Peter Schaefer	1	0	0	0	-1	0	0	0

CANUCKS	GPI	MIN	W-L-O	GA	SA	SV	GAA	SV%
Cory Schneider	4	180	2-1-0	7	79	72	2.33	.911
Roberto Luongo	3	178	2-1-0	6	60	54	2.02	.900

### LAST

Last Home Win:  
Last Road Win:  
Last Shutout:

Last Tie Game:

Last Shootout:

Last Hat Trick:

Most Goals:

Canucks in OT:

Canucks in SO:

### VANCOUVER

Jan. 7/11 (6-1)

Dec. 12/10 (2-1)

Dec. 20/03

Dan Cloutier (3-0)

Jan. 30/03 (3-3 @ VAN)

Dec. 15/07 (2-IL @ EDM)

Ryan Kesler

Jan. 7/11

9 - Nov. 21/92

VAN 9 vs EDM 0

13-6-18

1-4

### EDMONTON

Apr. 5/11 (2-0)

Apr. 2/11 (4-1)

Apr. 5/11

Devan Dubnyk (2-0)

Mike Grier

Mar. 20/99

13 - Nov. 8/85

VAN 0 @ EDM 13

### ATTENDANCE

18,860
18,860
18,860

### GOALTENDER

Schneider/Dubnyk
Schneider/Khabibulin
Schneider/Khabibulin

### W GOAL

Jordan Eberle
Ryan Kesler
Kevin Bieksa

### ATTENDANCE

16,839
16,839
16,839

### GOALTENDER

Luongo, Schneider/Dubnyk
Luongo/Dubnyk
Luongo/Khabibulin

### W GOAL

Ryan Jones
Ryan Kesler
Henrik Sedin
Raffi Torres

### SHOTS BY PERIOD

	1st	2nd	3rd	OT	TOTAL
CANUCKS	56	62	78	-	196
OILERS	41	53	45	-	139

### OILERS

Power Play: 5-24	20.8%	Penalty Killing: 18-22	81.8%
------------------	-------	------------------------	-------

### OILERS

OILERS	GP	G	A	P	+/-	PIM	PP	SH
Andrew Coglian	6	0	5	5	2	2	0	0
Jordan Eberle	5	2	2	4	-1	4	2	0
Linus Omark	5	1	3	4	1	4	0	0
Ryan Jones	6	2	1	3	-2	0	1	0
Kurtis Foster	6	1	2	3	-1	0	1	0
Dustin Penner	4	1	2	3	E	2	0	0
Ladislav Smid	6	0	3	3	-3	6	0	0
Magnus Paajarvi	6	2	0	2	-3	2	1	0
Jeff Petry	3	0	2	2	1	0	0	0
Ryan O'Marra	4	1	0	1	E	7	0	0
Gilbert Brule	3	1	0	1	2	2	0	0
Ryan Whitney	3	1	0	1	1	0	0	0
Ales Hensky	2	1	0	1	-2	2	0	0
Taylor Hall	4	0	1	1	-2	0	0	0
Zach Stortini	3	0	1	1	-1	2	0	0
Teemu Hartikainen	2	0	1	1	1	0	0	0
Chris VandeVelde	2	0	1	1	E	2	0	0
Theo Peckham	6	0	0	0	-4	8	0	0
Tom Gilbert	5	0	0	0	-3	2	0	0
Colin Fraser	4	0	0	0	-1	0	0	0
Sam Gagner	4	0	0	0	-5	4	0	0
Jean-Francois Jacques	4	0	0	0	E	5	0	0
Jason Strudwick	4	0	0	0	E	2	0	0
Liam Reddox	3	0	0	0	-1	0	0	0
Jim Vandermeer	3	0	0	0	1	4	0	0
Steve MacIntyre	2	0	0	0	E	4	0	0
Shawn Horcoff	1	0	0	0	E	0	0	0

### OILERS

OILERS	GPI	MIN	W-L-O	GA	SA	SV	GAA	SV%
Devan Dubnyk	3	178	2-1-0	3	99	96	1.01	.970
Nikolai Khabibulin	3	179	0-3-0	13	97	84	4.36	.866



# FLORIDA PANTHERS

## 2010.11 SEASON SUMMARY

## 1 WIN

## 0 LOSSES

## 0 OT

### AT VANCOUVER

Oct. 11/10

Canucks 2

Panthers 1

### GOALS BY PERIOD

	1st	2nd	3rd	OT	TOTAL
CANUCKS	1	0	1	-	2
PANTHERS	0	1	0	-	1

### CANUCKS

Power Play: 0-0 0.0% Penalty Killing: 3-3 100.0%

CANUCKS	GP	G	A	P	+/-	PIM	PP	SH
Daniel Sedin	1	2	0	2	1	0	0	0
Mikael Samuelsson	1	0	2	2	1	2	0	0
Henrik Sedin	1	0	2	2	1	2	0	0
Andrew Alberts	1	0	0	0	E	2	0	0
Keith Ballard	1	0	0	0	E	0	0	0
Kevin Bieksa	1	0	0	0	1	0	0	0
Guillaume Desbiens	1	0	0	0	E	0	0	0
Alexander Edler	1	0	0	0	E	0	0	0
Christian Ehrhoff	1	0	0	0	E	0	0	0
Tanner Glass	1	0	0	0	E	0	0	0
Dan Hamhuis	1	0	0	0	1	0	0	0
Jannik Hansen	1	0	0	0	E	0	0	0
Ryan Kesler	1	0	0	0	E	0	0	0
Manny Malhotra	1	0	0	0	E	0	0	0
Mason Raymond	1	0	0	0	E	0	0	0
Peter Schaefer	1	0	0	0	E	0	0	0
Jeff Tambellini	1	0	0	0	E	0	0	0
Raffi Torres	1	0	0	0	E	0	0	0

CANUCKS	GPI	MIN	W-L-O	GA	SA	SV	GAA	SV%
Roberto Luongo	1	60	1-0-0	1	42	41	1.00	.976

### ATTENDANCE

18,860

### GOALTENDER

Luongo/Vokoun

### W GOAL

Daniel Sedin

### SHOTS BY PERIOD

	1st	2nd	3rd	OT	TOTAL
CANUCKS	12	11	12	-	35
PANTHERS	13	10	19	-	42

### PANTHERS

Power Play: 0-3 0.0% Penalty Killing: 0-0 0.0%

PANTHERS	GP	G	A	P	+/-	PIM	PP	SH
Rostislav Olesz	1	1	0	1	1	0	0	0
Mike Santorelli	1	0	1	1	1	0	0	0
Cory Stillman	1	0	1	1	E	0	0	0
Bryan Allen	1	0	0	0	E	0	0	0
Steve Bernier	1	0	0	0	-1	0	0	0
David Booth	1	0	0	0	E	0	0	0
Radek Dvorak	1	0	0	0	-1	0	0	0
Michael Frolik	1	0	0	0	E	0	0	0
Jason Garrison	1	0	0	0	-1	0	0	0
Chris Higgins	1	0	0	0	E	0	0	0
Darcy Hordichuk	1	0	0	0	-1	0	0	0
Dmitry Kulikov	1	0	0	0	E	0	0	0
Shawn Matthias	1	0	0	0	-1	0	0	0
Bryan McCabe	1	0	0	0	E	0	0	0
Marty Reasoner	1	0	0	0	-1	0	0	0
Mike Weaver	1	0	0	0	-1	0	0	0
Stephen Weiss	1	0	0	0	E	0	0	0
Dennis Wideman	1	0	0	0	E	0	0	0

PANTHERS	GPI	MIN	W-L-O	GA	SA	SV	GAA	SV%
Tomas Vokoun	1	59	0-1-0	2	35	33	2.04	.943

### LAST

Last Home Win:

Last Road Win:

Last Shutout:

Last Tie Game:

Last Shootout:

Last Hat Trick:

None

None

None

None

None

None

None

None

None

None

None

None

None

None

None

None

None

None

None

None

None

None

None

None

None

None

None

None

None

None

None

None

None

None

### VANCOUVER

Oct. 11/10 (2-1)

Feb. 11/10 (3-0)

Feb. 11/10

Roberto Luongo (3-0)

Jan. 11/04 (2-2 @ VAN)

Feb. 1/08 (3-4L @ FLA)

None

None

None

None

None

None

None

None

None

None

None

None

None

None

None

None

None

None

None

None

None

None

None

None

None

None

None

None

None

None

None

None

None

None

### FLORIDA

Feb. 1/08 (4-3 SO)

Mar. 7/94 (2-1)

None

None

None

None

None

None

None

None

None

None

None

None

None

None

None

None

None

None

None

None

None

None

None

None

None

None

None

None

None

None

None

None

None

None

None

None

None

None



## 2010.11 SEASON SUMMARY

2 WINS

1 LOSS

1 OT

### AT VANCOUVER

Mar. 31/11	Canucks 3	Kings 1
Oct. 9/10	Canucks 1	Kings 2 (SO)

### AT LOS ANGELES

Mar. 5/11	Canucks 3	Kings 1
Oct. 15/10	Canucks 1	Kings 4

### GOALS BY PERIOD

	1st	2nd	3rd	OT	TOTAL
CANUCKS	1	3	4	0	8
KINGS	3	1	3	0	7

### CANUCKS

Power Play: 2-21	9.5%	Penalty Killing: 19-20	95.0%
------------------	------	------------------------	-------

### CANUCKS

	GP	G	A	P	+/-	PIM	PP	SH
Daniel Sedin	4	3	2	5	1	2	0	0
Christian Ehrhoff	4	2	1	3	2	2	1	0
Henrik Sedin	4	0	3	3	1	8	0	0
Jannik Hansen	4	1	1	2	1	4	0	0
Ryan Kesler	4	1	0	1	1	12	1	0
Alex Burrows	2	1	0	1	1	2	0	0
Raffi Torres	4	0	1	1	-1	4	0	0
Manny Malhotra	3	0	1	1	E	2	0	0
Alex Edler	2	0	1	1	E	2	0	0
Sami Salo	2	0	1	1	2	0	0	0
Victor Oreskovich	1	0	1	1	1	0	0	0
Keith Ballard	4	0	0	0	-1	4	0	0
Mason Raymond	4	0	0	0	1	0	0	0
Kevin Bieksa	3	0	0	0	-2	4	0	0
Tanner Glass	3	0	0	0	-1	0	0	0
Dan Hamhuis	3	0	0	0	1	0	0	0
Mikael Samuelsson	3	0	0	0	-1	2	0	0
Andrew Alberts	2	0	0	0	-2	5	0	0
Alex Bolduc	2	0	0	0	E	0	0	0
Guillaume Desbiens	2	0	0	0	E	0	0	0
Maxim Lapierre	2	0	0	0	-1	0	0	0
Aaron Rome	2	0	0	0	-1	4	0	0
Peter Schaefer	2	0	0	0	-2	0	0	0
Jeff Tambellini	2	0	0	0	E	0	0	0
Chris Tanev	2	0	0	0	1	0	0	0
Chris Higgins	1	0	0	0	E	0	0	0
Rick Rypien	1	0	0	0	-1	0	0	0

### CANUCKS

Roberto Luongo	4	245	2-1-1	7	92	85	1.72	.924
----------------	---	-----	-------	---	----	----	------	------

### LAST

Last Home Win:  
Last Road Win:  
Last Shutout:

Last Tie Game:  
Last Shootout:  
Last Hat Trick:

Most Goals:

Canucks in OT:  
Canucks in SO:

### VANCOUVER

Mar. 31/11 (3-1)  
Mar. 5/11 (3-1)  
Apr. 9/09  
Roberto Luongo (1-0)  
Mar. 3/04 (5-5 @ COL)  
Oct. 9/10 (2-1 L @ VAN)  
Alex Burrows  
Mar. 27/06  
11 - Nov. 25/86  
VAN 11 vs LA 5  
5-4-23  
1-2

### LOS ANGELES

Oct. 15/10 (4-1)  
Oct. 9/10 (2-1 SO)  
Apr. 3/06  
Mathieu Garon (1-0)  
Dustin Brown  
Apr. 1/10  
12 - Nov. 29/84  
VAN 1 @ LA 12

### ATTENDANCE

18,860	Luongo/Quick
18,860	Luongo/Quick

### ATTENDANCE

18,118	Luongo/Quick
18,118	Luongo/Quick

### GOALTENDER

Luongo/Quick
Luongo/Quick

### GOALTENDER

Luongo/Quick
Luongo/Quick

### W GOAL

Christian Ehrhoff
Anze Kopitar

### W GOAL

Daniel Sedin
Justin Williams

### SHOTS BY PERIOD

	1st	2nd	3rd	OT	TOTAL
CANUCKS	42	39	40	0	121
KINGS	32	27	27	6	92

### KINGS

Power Play: 1-20	5.0%	Penalty Killing: 19-21	90.5%
------------------	------	------------------------	-------

### KINGS

	GP	G	A	P	+/-	PIM	PP	SH
Dustin Brown	4	2	1	3	-1	2	0	0
Justin Williams	3	2	1	3	E	0	1	0
Michal Handzus	4	0	2	2	-1	2	0	0
Brad Richardson	4	0	2	2	2	0	0	0
Ryan Smyth	4	0	2	2	1	0	0	0
Jarret Stoll	4	1	0	1	1	2	0	0
Kyle Clifford	3	1	0	1	1	17	0	0
Dustin Penner	2	1	0	1	-1	0	0	0
Drew Doughty	4	0	1	1	-3	22	0	0
Jack Johnson	4	0	1	1	1	4	0	0
Alexei Ponikarovsky	4	0	1	1	E	8	0	0
Anze Kopitar	3	0	1	1	-1	2	0	0
Davis Drewiske	2	0	1	1	2	0	0	0
Jake Muzzin	2	0	1	1	1	0	0	0
Willie Mitchell	4	0	0	0	-2	2	0	0
Rob Scuderi	4	0	0	0	1	0	0	0
Wayne Simmonds	4	0	0	0	-1	7	0	0
Kevin Westgarth	3	0	0	0	E	0	0	0
Matt Greene	2	0	0	0	E	4	0	0
Trevor Lewis	2	0	0	0	-1	0	0	0
Alec Martinez	2	0	0	0	E	0	0	0
Brayden Schenn	2	0	0	0	E	0	0	0
Andrei Loktionov	1	0	0	0	E	0	0	0
Oscar Moller	1	0	0	0	E	2	0	0

### KINGS

Jonathan Quick	4	244	2-2-0	7	120	113	1.72	.942
----------------	---	-----	-------	---	-----	-----	------	------





# MINNESOTA WILD

## 2010-11 SEASON SUMMARY

## 4 WINS

## 2 LOSSES

## 0 OT

### AT VANCOUVER

Apr. 7/11	Canucks 5	Wild 0
Mar. 14/11	Canucks 4	Wild 2
Oct. 22/10	Canucks 5	Wild 1

### AT MINNESOTA

Feb. 15/11	Canucks 4	Wild 1
Jan. 16/11	Canucks 0	Wild 4
Oct. 19/10	Canucks 2	Wild 6

### GOALS BY PERIOD

	1st	2nd	3rd	OT	TOTAL
CANUCKS	8	5	7	-	20
WILD	4	6	4	-	14

### CANUCKS

Power Play: 5-21	23.8%	Penalty Killing: 19-24	79.2%
------------------	-------	------------------------	-------

CANUCKS	GP	G	A	P	+/-	PIM	PP	SH
Ryan Kesler	6	7	1	8	2	4	2	1
Manny Malhotra	5	3	4	7	5	8	1	0
Daniel Sedin	6	3	3	6	1	2	2	0
Jannik Hansen	6	1	4	5	6	4	0	0
Henrik Sedin	6	0	5	5	-2	0	0	0
Mason Raymond	6	2	2	4	3	0	0	0
Mikael Samuelsson	6	1	3	4	2	2	0	0
Raffi Torres	5	2	1	3	2	4	0	0
Christian Ehrhoff	6	0	3	3	4	2	0	0
Alex Edler	4	0	2	2	1	2	0	0
Jeff Tambellini	5	1	0	1	2	2	0	0
Kevin Bieksa	5	0	1	1	-1	2	0	0
Andrew Alberts	3	0	1	1	2	4	0	0
Sami Salo	3	0	1	1	3	2	0	0
Chris Higgins	2	0	1	1	2	0	0	0
Tanner Glass	5	0	0	0	-3	0	0	0
Aaron Rome	5	0	0	0	2	2	0	0
Alex Burrows	4	0	0	0	-1	2	0	0
Keith Ballard	3	0	0	0	2	5	0	0
Guillaume Desbiens	2	0	0	0	-2	5	0	0
Dan Hamhuis	2	0	0	0	E	2	0	0
Maxim Lapierre	2	0	0	0	1	2	0	0
Ryan Parent	2	0	0	0	-3	0	0	0
Peter Schaefer	2	0	0	0	E	0	0	0
Christopher Tanev	2	0	0	0	2	0	0	0
Victor Oreskovich	1	0	0	0	E	2	0	0
Rick Rypien	1	0	0	0	-1	19	0	0
Yann Sauve	1	0	0	0	E	0	0	0
Aaron Volpatti	1	0	0	0	E	5	0	0

### CANUCKS

	GPI	MIN	W-L-O	GA	SA	SV	GAA	SV%
Cory Schneider	4	200	2-1-0	6	84	78	1.80	.929
Roberto Luongo	3	160	2-1-0	8	82	74	3.00	.902

### ATTENDANCE

18,860	Luongo/Backstrom, Theodore	Mason Raymond
18,860	Luongo/Backstrom	Ryan Kesler
18,860	Schneider/Theodore	Ryan Kesler

### GOALTENDER

### W GOAL

### ATTENDANCE

18,106	Schneider/Backstrom	Jannik Hansen
18,458	Schneider/Khudobin	Andrew Brunette
16,806	Luongo, Schneider/Backstrom	Cal Clutterbuck

### GOALTENDER

### W GOAL

### SHOTS BY PERIOD

	1st	2nd	3rd	OT	TOTAL
CANUCKS	50	56	52	-	20
WILD	57	58	51	-	166

### WILD

Power Play: 5-24	20.8%	Penalty Killing: 16-21	76.2%
------------------	-------	------------------------	-------

WILD	GP	G	A	P	+/-	PIM	PP	SH
Andrew Brunette	6	3	1	4	-2	2	1	0
Matt Cullen	6	2	2	4	-2	4	1	1
Mikko Koivu	6	1	3	4	1	2	0	0
Antti Miettinen	6	1	3	4	1	2	0	0
Martin Havlat	5	1	2	3	-3	2	0	0
Marek Zidlicky	3	1	2	3	-2	2	1	0
Guillaume Latendresse	2	1	2	3	E	0	0	0
Cal Clutterbuck	5	2	0	2	-4	4	2	0
John Madden	5	2	0	2	E	2	0	0
Kyle Brodziak	6	0	2	2	-4	6	0	0
Brent Burns	6	0	2	2	-3	2	0	0
Nick Schultz	5	0	2	2	E	6	0	0
Chuck Kobasew	5	0	1	1	-1	5	0	0
Clayton Stoner	5	0	1	1	E	9	0	0
Pierre-Marc Bouchard	4	0	1	1	-2	0	0	0
Jared Spurgeon	4	0	1	1	-1	0	0	0
Justin Falk	3	0	1	1	-1	0	0	0
Eric Nystrom	6	0	0	0	-1	2	0	0
Greg Zanon	6	0	0	0	-4	2	0	0
Brad Staubitz	5	0	0	0	-4	24	0	0
Cam Barker	3	0	0	0	2	0	0	0
Colton Gillies	1	0	0	0	-1	0	0	0
Carson McMillan	1	0	0	0	E	0	0	0
Maxim Noreau	1	0	0	0	-1	0	0	0
Jed Ortmeyer	1	0	0	0	-1	0	0	0
Warren Peters	1	0	0	0	E	0	0	0

### WILD

	GPI	MIN	W-L-O	GA	SA	SV	GAA	SV%
Anton Khudobin	1	60	1-0-0	0	32	32	0.00	1.000
Niklas Backstrom	4	221	1-3-0	13	84	71	3.53	.845
Jose Theodore	2	78	0-1-0	5	40	35	3.86	.875

### LAST

Last Home Win:	Apr. 7/11 (5-0)	Jan. 16/11 (4-0)
Last Road Win:	Feb. 15/11 (4-1)	Jan. 31/09 (4-3 OT)
Last Shutout:	Apr. 7/11	Jan. 16/11
	Roberto Luongo (5-0)	Anton Khudobin (4-0)
Last Tie Game:	Mar. 10/04 (1-1 @ VAN)	
Last Shootout:	Feb. 14/08 (5-4 L @ VAN)	
Last Hat Trick:	Ryan Kesler	Marian Gaborik
	Apr. 7/11	Dec. 7/02
Most Goals:	6 - Nov. 16/07	6 - Four Times
Canucks in OT:	7-3-8	
Canucks in SO:	1-3	

### VANCOUVER

### MINNESOTA



## 2010.11 SEASON SUMMARY

0 WINS

2 LOSSES

0 OT

### AT VANCOUVER

Feb. 22/11 Canucks 2 Canadiens 3

### AT MONTREAL

Nov. 9/10 Canucks 0 Canadiens 2

### GOALS BY PERIOD

	1st	2nd	3rd	OT	TOTAL
CANUCKS	0	1	1	-	2
CANADIENS	3	1	1	-	5

### CANUCKS

Power Play: 2-10 20.0% Penalty Killing: 6-7 85.7%

### CANUCKS

	GP	G	A	P	+/-	PIM	PP	SH
Mikael Samuelsson	2	1	1	2	-4	0	1	0
Henrik Sedin	2	1	0	1	-1	0	1	0
Christian Ehrhoff	2	0	1	1	E	2	0	0
Ryan Kesler	2	0	1	1	-3	0	0	0
Daniel Sedin	2	0	1	1	-1	0	0	0
Alex Burrows	2	0	0	0	E	2	0	0
Tanner Glass	2	0	0	0	E	0	0	0
Dan Hamhuis	2	0	0	0	-1	0	0	0
Jannik Hansen	2	0	0	0	E	0	0	0
Manny Malhotra	2	0	0	0	E	0	0	0
Mason Raymond	2	0	0	0	-3	2	0	0
Aaron Rome	2	0	0	0	-2	0	0	0
Raffi Torres	2	0	0	0	E	2	0	0
Andrew Alberts	1	0	0	0	-1	6	0	0
Keith Ballard	1	0	0	0	E	0	0	0
Kevin Bieksa	1	0	0	0	-1	0	0	0
Alex Edler	1	0	0	0	E	0	0	0
Cody Hodgson	1	0	0	0	E	0	0	0
Victor Oreskovich	1	0	0	0	E	0	0	0
Rick Rypien	1	0	0	0	E	0	0	0
Sami Salo	1	0	0	0	-1	0	0	0
Peter Schaefer	1	0	0	0	E	0	0	0
Christopher Tanev	1	0	0	0	-2	0	0	0

### ATTENDANCE

18,860 Luongo/Price Andrei Kostitsyn

### ATTENDANCE

21,273 Luongo/Price Andrei Markov

### SHOTS BY PERIOD

	1st	2nd	3rd	OT	TOTAL
CANUCKS	18	23	32	-	73
CANADIENS	26	13	15	-	54

### CANADIENS

Power Play: 1-7 14.3% Penalty Killing: 8-10 80.0%

### CANADIENS

	GP	G	A	P	+/-	PIM	PP	SH
Brian Gionta	2	1	1	2	2	0	0	0
Roman Hamrlík	2	1	0	1	1	2	1	0
Andrei Kostitsyn	2	1	0	1	1	0	0	0
David Desharnais	1	1	0	1	1	0	0	0
Andrei Markov	1	1	0	1	1	0	0	0
Michael Cammalleri	2	0	1	1	1	0	0	0
Lars Eller	2	0	1	1	1	0	0	0
Hal Gill	2	0	1	1	2	0	0	0
Scott Gomez	2	0	1	1	1	0	0	0
Tomas Plekanec	2	0	1	1	1	2	0	0
Benoit Pouliot	2	0	1	1	1	2	0	0
P.K. Subban	2	0	1	1	1	0	0	0
Jaroslav Spacek	1	0	1	1	E	2	0	0
James Wisniewski	1	0	1	1	1	0	0	0
Jeff Halpern	2	0	0	0	E	2	0	0
Travis Moen	2	0	0	0	1	0	0	0
Mathieu Darche	1	0	0	0	E	2	0	0
Josh Gorges	1	0	0	0	1	0	0	0
Maxim Lapierre	1	0	0	0	E	2	0	0
Paul Mara	1	0	0	0	1	2	0	0
Max Pacioretty	1	0	0	0	1	2	0	0
Tom Pyatt	1	0	0	0	E	0	0	0
Yannick Weber	1	0	0	0	E	0	0	0
Ryan White	1	0	0	0	1	0	0	0

### CANUCKS

GPI MIN W-L-O GA SA SV GAA SV%

Roberto Luongo 2 117 0-2-0 5 54 49 2.57 .907

### CANADIENS

GPI MIN W-L-O GA SA SV GAA SV%

Carey Price 2 120 2-0-0 2 73 71 1.00 .973

### LAST

Last Home Win:

Last Road Win:

Last Shutout:

Last Tie Game:

Last Shootout:

Last Hat Trick:

Most Goals:

Canucks in OT:

### VANCOUVER

Oct. 7/09 (7-1)

Jan. 16/07 (4-0)

Jan. 16/07

Roberto Luongo (4-0 @ MTL)

Mar. 1/03 (1-1 @ MTL)

None

Greg Adams

Dec. 4/91

7 - Feb. 9/84

VAN 7 @ MTL 6

3-1-4

### MONTREAL

Nov. 9/10 (2-0)

Feb. 22/11 (3-2)

Nov. 9/10

Carey Price (2-0 @ MTL)

Denis Savard

Feb. 10/92

11 - Mar. 8/79

VAN 1 @ MTL 11



# NASHVILLE PREDATORS

## 2010.11 SEASON SUMMARY

## 2 WINS

## 2 LOSSES

## 0 OT

### AT VANCOUVER

Mar. 3/11	Canucks 0	Nashville 3
Jan. 26/11	Canucks 2	Nashville 1

### AT NASHVILLE

Mar. 29/11	Canucks 3	Predators 1
Feb. 17/11	Canucks 1	Predators 3

### GOALS BY PERIOD

	1st	2nd	3rd	OT	TOTAL
CANUCKS	0	1	5	-	6
PREDATORS	0	4	4	-	8

### CANUCKS

Power Play: 1-16	6.2%	Penalty Killing: 14-14	100.0%
------------------	------	------------------------	--------

CANUCKS	GP	G	A	P	+/-	PIM	PP	SH
Daniel Sedin	4	1	3	4	2	0	1	0
Alex Burrows	4	3	0	3	2	2	0	0
Henrik Sedin	4	0	3	3	2	4	0	0
Aaron Rome	3	1	0	1	-1	0	0	0
Lee Sweatt	1	1	0	1	2	0	0	0
Christian Ehrhoff	4	0	1	1	-2	8	0	0
Jannik Hansen	4	0	1	1	-1	2	0	0
Dan Hamhuis	2	0	1	1	E	0	0	0
Ryan Kesler	4	0	0	0	-5	0	0	0
Mason Raymond	4	0	0	0	-4	0	0	0
Jeff Tambellini	4	0	0	0	-1	0	0	0
Chris Tanev	4	0	0	0	-2	0	0	0
Raffi Torres	4	0	0	0	-2	0	0	0
Keith Ballard	3	0	0	0	-1	2	0	0
Tanner Glass	3	0	0	0	E	0	0	0
Manny Malhotra	3	0	0	0	-1	0	0	0
Sami Salo	3	0	0	0	-1	2	0	0
Mikael Samuelsson	3	0	0	0	-2	0	0	0
Kevin Bieksa	2	0	0	0	1	2	0	0
Maxim Lapierre	2	0	0	0	E	0	0	0
Victor Oreskovich	2	0	0	0	E	2	0	0
Alex Bolduc	1	0	0	0	E	2	0	0
Chris Higgins	1	0	0	0	E	0	0	0
Evan Oberg	1	0	0	0	-1	0	0	0
Yann Sauve	1	0	0	0	-1	0	0	0
Aaron Volpatti	1	0	0	0	E	2	0	0

CANUCKS	GPI	MIN	W-L-O	GA	SA	SV	GAA	SV%
Roberto Luongo	4	237	2-2-0	7	98	91	1.77	.929

### ATTENDANCE

18,860	Luongo/Rinne
18,860	Luongo/Rinne

### GOALTENDER

Luongo/Rinne
Luongo/Rinne

### W GOAL

Blake Geoffrion
Lee Sweatt

### ATTENDANCE

15,960	Luongo/Rinne
15,337	Luongo/Rinne

### GOALTENDER

Luongo/Rinne
Luongo/Rinne

### W GOAL

Alex Burrows
Nick Spaling

### SHOTS BY PERIOD

	1st	2nd	3rd	OT	TOTAL
CANUCKS	35	45	52	-	132
PREDATORS	38	32	29	-	99

### PREDATORS

Power Play: 0-14	0.0%	Penalty Killing: 15-16	93.8%
------------------	------	------------------------	-------

PREDATORS	GP	G	A	P	+/-	PIM	PP	SH
Martin Erat	4	1	3	4	2	0	0	0
Mike Fisher	3	2	0	2	1	2	0	0
Patric Hornqvist	4	1	1	2	2	4	0	0
David Legwand	4	1	1	2	E	0	0	0
Shea Weber	4	1	1	2	E	2	0	0
Sergei Kostitsyn	4	0	2	2	3	0	0	0
Nick Spaling	4	1	0	1	1	0	0	0
Blake Geoffrion	2	1	0	1	E	0	0	0
Kevin Klein	4	0	1	1	3	0	0	0
Joel Ward	4	0	1	1	-3	2	0	0
Jonathon Blum	2	0	1	1	2	4	0	0
Alexander Sulzer	2	0	1	1	1	0	0	0
Jordin Tootoo	2	0	1	1	1	2	0	0
Cody Franson	4	0	0	0	E	0	0	0
Shane O'Brien	4	0	0	0	-1	2	0	0
Jerrold Smithson	4	0	0	0	E	0	0	0
Ryan Suter	4	0	0	0	1	4	0	0
Colin Wilson	4	0	0	0	E	2	0	0
J-P Dumont	3	0	0	0	E	0	0	0
Marcel Goc	2	0	0	0	1	0	0	0
Matt Halischuk	2	0	0	0	E	0	0	0
Chris Mueller	1	0	0	0	E	0	0	0
Steve Sullivan	1	0	0	0	E	2	0	0

PREDATORS	GPI	MIN	W-L-O	GA	SA	SV	GAA	SV%
Pekka Rinne	4	238	2-2-0	5	131	126	1.26	.962

### LAST

Last Home Win:	Jan. 26/11 (2-1)
Last Road Win:	Mar. 29/11 (3-1)
Last Shutout:	Nov. 4/08

### VANCOUVER

Jan. 26/11 (2-1)
Mar. 29/11 (3-1)
Nov. 4/08
Roberto Luongo (4-0)
Oct. 24/00 (4-4 @ NSH)
Feb. 21/08 (3-2 W @ NSH)

### NASHVILLE

Feb. 17/11 (3-1)
Mar. 3/11 (3-0)
Mar. 3/11
Pekka Rinne (3-0)

### Last Tie Game:

### Last Shootout:

### Last Hat Trick:

### Most Goals:

### Canucks in OT:

### Canucks in SO:

Markus Naslund
Jan. 28/02
7 - Mar. 20/03
VAN 7 vs NSH 3

### 3-1-2

### 1-0

### Martin Erat

### Dec. 8/09

### 6 - Three Times



## 2010.11 SEASON SUMMARY

1 WIN

0 LOSSES

0 OT

### AT VANCOUVER

Nov. 1/10

Canucks 3

Devils 0

### GOALS BY PERIOD

	1st	2nd	3rd	OT	TOTAL
CANUCKS	1	1	1	-	3
DEVILS	0	0	0	-	0

### CANUCKS

Power Play: 0-3 0.0% Penalty Killing: 2-2 100.0%

### CANUCKS

	GP	G	A	P	+/-	PIM	PP	SH
Ryan Kesler	1	1	0	1	1	0	0	0
Henrik Sedin	1	1	0	1	1	2	0	0
Raffi Torres	1	1	0	1	1	0	0	0
Manny Malhotra	1	0	1	1	1	0	0	0
Mason Raymond	1	0	1	1	1	0	0	0
Mikael Samuelsson	1	0	1	1	1	0	0	0
Andrew Alberts	1	0	0	0	1	0	0	0
Keith Ballard	1	0	0	0	1	0	0	0
Kevin Bieksa	1	0	0	0	1	0	0	0
Guillaume Desbiens	1	0	0	0	E	0	0	0
Alex Edler	1	0	0	0	E	2	0	0
Christian Ehrhoff	1	0	0	0	E	0	0	0
Tanner Glass	1	0	0	0	E	5	0	0
Jannik Hansen	1	0	0	0	1	0	0	0
Aaron Rome	1	0	0	0	1	0	0	0
Peter Schaefer	1	0	0	0	E	0	0	0
Daniel Sedin	1	0	0	0	E	2	0	0
Jeff Tambellini	1	0	0	0	E	0	0	0

### CANUCKS

	GPI	MIN	W-L-O	GA	SA	SV	GAA	SV%
Roberto Luongo	1	60	1-0-0	0	30	30	0.00	1.000

### LAST

Last Home Win:

Last Road Win:

Last Shutout:

Last Tie Game:

Last Shootout:

Last Hat Trick:

Most Goals:

Canucks in OT:

Canucks in SO:

### VANCOUVER

Nov. 1/10 (3-0)

Dec. 2/09 (5-2)

Nov. 1/10

Roberto Luongo (3-0)

Nov. 25/88 (2-2 @ VAN)

None

Rich Sutter

Oct. 20/89

7- Twice

2-1-2

1-0

### NEW JERSEY

Jan. 13/06 (3-0)

Jan. 13/09 (5-3)

Jan. 13/06

Martin Brodeur (3-0)

Claude Lemieux

Dec. 5/91

8 - Oct. 30/97

VAN 1 @ NJ 8

### ATTENDANCE

18,860

### GOALTENDER

Luongo/Brodeur

### W GOAL

Raffi Torres

### SHOTS BY PERIOD

	1st	2nd	3rd	OT	TOTAL
CANUCKS	8	8	7	-	23
DEVILS	12	9	9	-	30

### DEVILS

Power Play: 0-2 0.0% Penalty Killing: 3-3 100.0%

### DEVILS

	GP	G	A	P	+/-	PIM	PP	SH
Jason Arnott	1	0	0	0	E	0	0	0
David Clarkson	1	0	0	0	E	2	0	0
Tyler Eckford	1	0	0	0	E	0	0	0
Patrik Elias	1	0	0	0	-1	0	0	0
Andy Greene	1	0	0	0	-1	0	0	0
Ilya Kovalchuk	1	0	0	0	-1	0	0	0
Jamie Langenbrunner	1	0	0	0	-1	0	0	0
Olivier Magnan	1	0	0	0	-1	2	0	0
Adam Mair	1	0	0	0	-1	2	0	0
Bradley Mills	1	0	0	0	E	5	0	0
Rod Pelley	1	0	0	0	-1	0	0	0
Tim Sestito	1	0	0	0	E	0	0	0
Henrik Tallinder	1	0	0	0	E	0	0	0
Matt Taormina	1	0	0	0	-2	0	0	0
Alexander Vasyunov	1	0	0	0	E	0	0	0
Colin White	1	0	0	0	E	0	0	0
Travis Zajac	1	0	0	0	-1	2	0	0
Dainius Zubrus	1	0	0	0	E	0	0	0

### DEVILS

	GPI	MIN	W-L-O	GA	SA	SV	GAA	SV%
Martin Brodeur	1	60	0-1-0	3	23	20	3.00	.870

OPPONENTS





# NEW YORK ISLANDERS

## 2010.11 SEASON SUMMARY

## 1 WIN

## 0 LOSSES

## 0 OT

### AT NEW YORK ISLANDERS

Jan. 11/11

Canucks 4

Islanders 3 (SO)

### GOALS BY PERIOD

	1st	2nd	3rd	OT	TOTAL
CANUCKS	1	1	1	0	3
ISLANDERS	0	1	2	0	3

### CANUCKS

Power Play: 0-2 0.0% Penalty Killing: 1-2 50.0%

### CANUCKS

	GP	G	A	P	+/-	PIM	PP	SH
Kevin Bieksa	1	1	0	1	2	2	0	0
Alex Burrows	1	1	0	1	1	0	0	0
Ryan Kesler	1	1	0	1	E	0	0	0
Mikael Samuelsson	1	0	1	1	2	0	0	0
Henrik Sedin	1	0	1	1	2	0	0	0
Daniel Sedin	1	0	1	1	1	0	0	0
Raffi Torres	1	0	1	1	2	0	0	0
Andrew Alberts	1	0	0	0	E	0	0	0
Keith Ballard	1	0	0	0	-1	0	0	0
Alex Bolduc	1	0	0	0	-1	0	0	0
Alex Edler	1	0	0	0	E	0	0	0
Christian Ehrhoff	1	0	0	0	E	0	0	0
Tanner Glass	1	0	0	0	-1	5	0	0
Dan Hamhuis	1	0	0	0	1	0	0	0
Jannik Hansen	1	0	0	0	-1	0	0	0
Manny Malhotra	1	0	0	0	E	0	0	0
Mason Raymond	1	0	0	0	-1	0	0	0
Jeff Tambellini	1	0	0	0	-1	2	0	0

### CANUCKS

GPI MIN W-L-O GA SA SV GAA SV%

Roberto Luongo 1 64 1-0-0 3 41 38 2.77 .927

### ATTENDANCE

8,913

### GOALTENDER

Luongo/Poulin

### W GOAL

Ryan Kesler

### SHOTS BY PERIOD

	1st	2nd	3rd	OT	TOTAL
CANUCKS	20	10	18	3	51
ISLANDERS	9	16	15	1	41

### ISLANDERS

Power Play: 1-2 50.0% Penalty Killing: 2-2 100.0%

### ISLANDERS

	GP	G	A	P	+/-	PIM	PP	SH
Blake Comeau	1	1	1	2	2	0	0	0
Rob Schremp	1	0	2	2	1	0	0	0
Jack Hillen	1	1	0	1	2	0	0	0
John Tavares	1	1	0	1	-2	0	1	0
Milan Jurcina	1	0	1	1	E	0	0	0
Andrew MacDonald	1	0	1	1	-1	0	0	0
Dylan Reese	1	0	1	1	1	0	0	0
Josh Bailey	1	0	0	0	E	0	0	0
Jeremy Colliton	1	0	0	0	E	4	0	0
Michael Grabner	1	0	0	0	1	0	0	0
Travis Hamonic	1	0	0	0	-2	0	0	0
Jesse Joensuu	1	0	0	0	E	0	0	0
Zenon Konopka	1	0	0	0	E	0	0	0
Matt Martin	1	0	0	0	E	5	0	0
Radek Martinek	1	0	0	0	-2	0	0	0
Matt Moulson	1	0	0	0	-2	0	0	0
PA Parenteau	1	0	0	0	-2	0	0	0
Rhett Rakhshani	1	0	0	0	-1	0	0	0

### NY ISLANDERS

GPI MIN W-L-O GA SA SV GAA SV%

Kevin Poulin 1 65 0-0-1 3 51 48 2.77 .941

### LAST

Last Home Win:

Last Road Win:

Last Shutout:

Last Tie Game:

Last Shootout:

Last Hat Trick:

Most Goals:

Canucks in OT:

Canucks in SO:

### VANCOUVER

Jan. 8/08 (3-2 SO)

Jan. 11/11 (4-3 SO)

Nov. 10/91

Kirk McLean (6-0)

Oct. 23/99 (2-2 @ NYI)

Jan. 8/08 (3-2 W @ NYI)

Todd Bertuzzi

Jan. 14/06

8-Jan. 14/06

VAN 8 @ NYI

2-3-6

2-1

### NY ISLANDERS

Nov. 17/08 (2-1 SO)

Mar. 16/10 (5-2)

Jan. 16/90

Glenn Healy (3-0)

Pierre Turgeon

Mar. 9/94

9-Three Times



## 2010.11 SEASON SUMMARY

0 WINS

1 LOSS

0 OT

### AT VANCOUVER

Jan. 13/11 Canucks 0 Rangers 1

### GOALS BY PERIOD

	1st	2nd	3rd	OT	TOTAL
CANUCKS	0	0	0	—	0
RANGERS	0	1	0	—	1

### CANUCKS

Power Play: 0-3 0.0% Penalty Killing: 2-3 66.7%

### CANUCKS

	GP	G	A	P	+/-	PIM	PP	SH
Keith Ballard	1	0	0	0	E	0	0	0
Kevin Bieksa	1	0	0	0	E	0	0	0
Alex Burrows	1	0	0	0	E	0	0	0
Alex Edler	1	0	0	0	E	0	0	0
Christian Ehrhoff	1	0	0	0	E	0	0	0
Tanner Glass	1	0	0	0	E	0	0	0
Dan Hamhuis	1	0	0	0	E	0	0	0
Jannik Hansen	1	0	0	0	E	0	0	0
Ryan Kesler	1	0	0	0	E	2	0	0
Manny Malhotra	1	0	0	0	E	2	0	0
Mason Raymond	1	0	0	0	E	2	0	0
Aaron Rome	1	0	0	0	E	0	0	0
Mikael Samuelsson	1	0	0	0	E	0	0	0
Henrik Sedin	1	0	0	0	E	0	0	0
Daniel Sedin	1	0	0	0	E	0	0	0
Jeff Tambellini	1	0	0	0	E	0	0	0
Raffi Torres	1	0	0	0	E	0	0	0
Aaron Volpatti	1	0	0	0	E	0	0	0

### CANUCKS

Cory Schneider 1 59 0-1-0 1 35 34 1.02 .971

### LAST

Last Home Win:

Last Road Win:

Last Shutout:

Last Tie Game:

Last Shootout:

Last Hat Trick:

Most Goals:

Canucks in OT:

### VANCOUVER

Nov. 3/09 (4-1)

Nov. 19/08 (6-3)

Jan. 3/08

Roberto Luongo (3-0)

Jan. 11/93 (3-3 @ NYR)

None

Todd Bertuzzi

Mar. 19/02

7 – Mar. 20/74

VAN 7 @ NYR 5

0-1-4

### NY RANGERS

Jan. 13/11 (1-0)

Oct. 11/97 (6-3)

Jan. 13/11

Henrik Lundqvist (1-0)

Wayne Gretzky

Oct. 11/97

9 – Twice

### ATTENDANCE

18,200

### GOALTENDER

Schneider/Lundqvist

### W GOAL

Wojtek Wolski

### SHOTS BY PERIOD

	1st	2nd	3rd	OT	TOTAL
CANUCKS	11	9	11	—	31
RANGERS	8	16	11	—	35

### RANGERS

Power Play: 1-3 33.3% Penalty Killing: 3-3 100.0%

### RANGERS

	GP	G	A	P	+/-	PIM	PP	SH
Wojtek Wolski	1	1	0	1	E	0	1	0
Brandon Dubinsky	1	0	1	1	E	0	0	0
Marian Gaborik	1	0	1	1	E	0	0	0
Artem Anisimov	1	0	0	0	E	0	0	0
Sean Avery	1	0	0	0	E	0	0	0
Brian Boyle	1	0	0	0	E	0	0	0
Chris Drury	1	0	0	0	E	2	0	0
Steve Eminger	1	0	0	0	E	0	0	0
Ruslan Fedotenko	1	0	0	0	E	0	0	0
Matt Gilroy	1	0	0	0	E	0	0	0
Dan Girardi	1	0	0	0	E	0	0	0
Ryan McDonagh	1	0	0	0	E	0	0	0
Brandon Prust	1	0	0	0	E	0	0	0
Michael Sauer	1	0	0	0	E	0	0	0
Marc Staal	1	0	0	0	E	2	0	0
Derek Stepan	1	0	0	0	E	2	0	0
Dale Weise	1	0	0	0	E	0	0	0
Mats Zuccarello	1	0	0	0	E	0	0	0

### RANGERS

Henrik Lundqvist 1 60 1-0-0 0 31 31 0.00 1.00

OPPONENTS



# OTTAWA SENATORS

## 2010.11 SEASON SUMMARY

## 2 WINS

## 0 LOSSES

## 0 OT

### AT VANCOUVER

Feb. 7/11 Canucks 4 Senators 2

### AT OTTAWA

Nov. 11/10 Canucks 6 Senators 2

GOALS BY PERIOD	1st	2nd	3rd	OT	TOTAL
CANUCKS	3	2	5	—	10
SENATORS	1	2	1	—	4

### CANUCKS

Power Play: 0-4 0.0% Penalty Killing: 8-8 100.0%

CANUCKS	GP	G	A	P	+/-	PIM	PP	SH
Ryan Kesler	2	3	1	4	3	0	0	0
Mikael Samuelsson	2	2	2	4	2	2	0	0
Mason Raymond	2	0	4	4	2	0	0	0
Alex Burrows	2	2	1	3	3	4	0	0
Henrik Sedin	2	0	3	3	3	0	0	0
Tanner Glass	2	1	1	2	1	0	0	0
Daniel Sedin	2	1	1	2	2	0	0	0
Christian Ehrhoff	2	0	2	2	2	0	0	0
Mario Bliznak	1	1	0	1	1	0	0	0
Andrew Alberts	2	0	1	1	4	4	0	0
Jannik Hansen	2	0	1	1	1	0	0	0
Rick Rypien	1	0	1	1	-1	12	0	0
Kevin Bieksa	2	0	0	0	3	2	0	0
Dan Hamhuis	2	0	0	0	0	0	0	0
Manny Malhotra	2	0	0	0	0	0	0	0
Aaron Rome	2	0	0	0	1	21	0	0
Raffi Torres	2	0	0	0	1	0	0	0
Keith Ballard	1	0	0	0	0	0	0	0
Alex Edler	1	0	0	0	2	0	0	0
Cody Hodgson	1	0	0	0	0	0	0	0
Jeff Tambellini	1	0	0	0	0	0	0	0

CANUCKS	GPI	MIN	W-L-O	GA	SA	SV	GAA	SV%
Roberto Luongo	2	120	2-0-0	4	68	64	2.00	.941

### ATTENDANCE

18,860

### GOALTENDER

Luongo/Elliott

### W GOAL

Mikael Samuelsson

### ATTENDANCE

19,191

### GOALTENDER

Luongo/Leclaire

### W GOAL

Alex Burrows

SHOTS BY PERIOD	1st	2nd	3rd	OT	TOTAL
CANUCKS	16	25	22	—	63
SENATORS	24	22	22	—	68

### SENATORS

Power Play: 0-8 0.0% Penalty Killing: 4-4 100.0%

SENATORS	GP	G	A	P	+/-	PIM	PP	SH
Peter Regin	2	1	1	2	0	0	0	0
Jason Spezza	2	1	1	2	-2	0	0	0
Nick Foligno	2	1	0	1	-1	2	0	0
Sergei Gonchar	2	1	0	1	-2	0	0	0
Daniel Alfredsson	2	0	1	1	-4	0	0	0
Chris Campoli	2	0	1	1	0	0	0	0
Alex Kovalev	2	0	1	1	-1	0	0	0
Chris Phillips	2	0	1	1	-2	2	0	0
Mike Fisher	2	0	0	0	-5	2	0	0
Erik Karlsson	2	0	0	0	-4	0	0	0
Chris Kelly	2	0	0	0	-1	2	0	0
Milan Michalek	2	0	0	0	-2	2	0	0
Chris Neil	2	0	0	0	-1	12	0	0
Ryan Shannon	2	0	0	0	-1	0	0	0
Jesse Winchester	2	0	0	0	-1	0	0	0
Matt Carkner	1	0	0	0	1	5	0	0
David Hale	1	0	0	0	-1	0	0	0
Filip Kuba	1	0	0	0	-2	0	0	0
Brian Lee	1	0	0	0	-2	0	0	0
Jarkko Ruutu	1	0	0	0	0	2	0	0
Zach Smith	1	0	0	0	0	0	0	0

SENATORS	GPI	MIN	W-L-O	GA	SA	SV	GAA	SV%
Brian Elliot	1	59	0-1-0	3	29	26	3.04	.897
Pascal Leclaire	1	60	0-1-0	6	33	27	6.00	.818

### LAST

Last Home Win:

Last Road Win:

Last Shutout:

Last Tie Game:

Last Shootout:

Last Hat Trick:

Most Goals:

Canucks in OT:

Canucks in SO:

### VANCOUVER

Feb. 7/11 (4-2)

Nov. 11/10 (6-2)

Dec. 28/08

Curtis Sanford (3-0)

Mar. 20/98 (1-1 @ OTT)

Dec. 9/05 (3-2W @ VAN)

None

7-Jan. 5/94

VAN 7 @ OTT 2

1-0-3

1-0

### OTTAWA

Feb. 4/10 (3-1)

Mar. 13/04 (2-1)

Nov. 20/01

Patrick Lalime (3-0)

None

6-Feb. 2/97

VAN 4 @ OTT 6



## 2010.11 SEASON SUMMARY

1 WIN

0 LOSSES

0 OT

### AT VANCOUVER

Dec. 28/10

Canucks 6

Flyers 2

### GOALS BY PERIOD

	1st	2nd	3rd	OT	TOTAL
CANUCKS	1	3	2	—	6
FLYERS	0	1	1	—	2

### CANUCKS

Power Play: 1-3 33.3% Penalty Killing: 3-4 75.0%

### CANUCKS

	GP	G	A	P	+/-	PIM	PP	SH
Ryan Kesler	1	2	1	3	2	0	1	0
Henrik Sedin	1	0	3	3	2	0	0	0
Daniel Sedin	1	1	1	2	2	0	0	0
Christian Ehrhoff	1	0	2	2	2	0	0	0
Jannik Hansen	1	1	0	1	3	2	0	0
Manny Malhotra	1	1	0	1	E	2	0	0
Jeff Tambellini	1	1	0	1	2	0	0	0
Kevin Bieksa	1	0	1	1	3	2	0	0
Alex Burrows	1	0	1	1	1	0	0	0
Raffi Torres	1	0	1	1	E	0	0	0
Andrew Alberts	1	0	0	0	-1	0	0	0
Keith Ballard	1	0	0	0	-1	2	0	0
Alex Bolduc	1	0	0	0	E	0	0	0
Alex Edler	1	0	0	0	2	0	0	0
Tanner Glass	1	0	0	0	E	2	0	0
Dan Hamhuis	1	0	0	0	3	0	0	0
Mikael Samuelsson	1	0	0	0	E	0	0	0
Aaron Volpatti	1	0	0	0	E	9	0	0

### CANUCKS

Roberto Luongo 1 60 1-0-0 2 37 35 2.00 .946

### LAST

Last Home Win:

Last Road Win:

Last Shutout:

Last Tie Game:

Last Shootout:

Last Hat Trick:

Most Goals:

Canucks in OT:

### VANCOUVER

Dec. 28/10 (6-2)

Dec. 3/09 (3-0)

Dec. 3/09

Roberto Luongo (3-0)

Dec. 31/95 (5-5 @ VAN)

None

Stan Smyl

Oct. 31/81

8 - Oct. 31/81

VAN 8 @ PHI 4

1-4-5

### PHILADELPHIA

Nov. 13/03 (4-3)

Dec. 30/08 (3-2)

Mar. 4/03

Roman Cechmanek (3-0)

John LeClair

Nov. 29/98

13 - Oct. 13/84

VAN 2 @ PHI 13

### ATTENDANCE

18,860

### GOALTENDER

Luongo/Boucher, Bobrovsky

### W GOAL

Daniel Sedin

### SHOTS BY PERIOD

	1st	2nd	3rd	OT	TOTAL
CANUCKS	22	14	13	—	49
FLYERS	8	17	12	—	37

### FLYERS

Power Play: 1-4 25.0% Penalty Killing: 2-3 66.7%

### FLYERS

	GP	G	A	P	+/-	PIM	PP	SH
Danny Briere	1	1	1	2	E	0	0	0
Jeff Carter	1	1	0	1	-3	0	1	0
Claude Giroux	1	0	1	1	-2	0	0	0
Ville Leino	1	0	1	1	E	0	0	0
Oskars Bartulis	1	0	0	0	-1	0	0	0
Blair Betts	1	0	0	0	E	0	0	0
Matt Carle	1	0	0	0	E	0	0	0
Braydon Coburn	1	0	0	0	-3	2	0	0
Scott Hartnell	1	0	0	0	E	0	0	0
Andrej Meszaros	1	0	0	0	1	0	0	0
Andreas Nodl	1	0	0	0	-2	0	0	0
Sean O'Donnell	1	0	0	0	-2	7	0	0
Darroll Powe	1	0	0	0	E	2	0	0
Mike Richards	1	0	0	0	-1	0	0	0
Jody Shelley	1	0	0	0	E	10	0	0
Kimmo Timonen	1	0	0	0	-3	2	0	0
James van Riemsdyk	1	0	0	0	-2	0	0	0
Nikolay Zherdev	1	0	0	0	-2	0	0	0

### FLYERS

Sergei Bobrovsky 1 35 0-0-0 2 21 19 3.46 .905  
Brian Boucher 1 25 0-1-0 4 28 24 9.47 .857



# PHOENIX COYOTES

## 2010.11 SEASON SUMMARY

## 2 WINS

## 2 LOSSES

## 0 OT

### AT VANCOUVER

Mar. 18/11	Canucks 1	Coyotes 3
Nov. 21/10	Canucks 2	Coyotes 3

### AT PHOENIX

Mar. 8/11	Canucks 4	Coyotes 3 (OT)
Feb. 2/11	Canucks 6	Coyotes 0

### GOALS BY PERIOD

	1st	2nd	3rd	OT	TOTAL
CANUCKS	2	6	4	1	13
COYOTES	2	3	4	0	9

### CANUCKS

Power Play: 1-8	12.5%	Penalty Killing: 12-15	80.0%
-----------------	-------	------------------------	-------

CANUCKS	GP	G	A	P	+/-	PIM	PP	SH
Daniel Sedin	4	0	5	5	2	2	0	0
Mikael Samuelsson	4	0	4	4	5	2	0	0
Christian Ehrhoff	4	2	1	3	4	0	0	0
Dan Hamhuis	4	2	1	3	6	2	0	0
Ryan Kesler	4	2	1	3	5	4	0	0
Henrik Sedin	4	1	2	3	2	2	1	0
Mason Raymond	3	1	2	3	5	0	0	0
Alex Burrows	4	1	1	2	E	15	0	0
Jannik Hansen	4	1	0	1	-1	2	0	0
Tanner Glass	3	1	0	1	1	2	0	0
Sami Salo	2	1	0	1	-1	0	0	0
Cody Hodgson	1	1	0	1	1	0	0	0
Jeff Tambellini	3	0	1	1	1	0	0	0
Andrew Alberts	1	0	1	1	-2	0	0	0
Peter Schaefer	1	0	1	1	E	0	0	0
Lee Sweatt	1	0	1	1	2	0	0	0
Raffi Torres	4	0	0	0	-2	0	0	0
Keith Ballard	3	0	0	0	1	2	0	0
Manny Malhotra	3	0	0	0	-2	0	0	0
Aaron Rome	3	0	0	0	-3	2	0	0
Chris Tanev	3	0	0	0	2	0	0	0
Kevin Bieksa	2	0	0	0	2	0	0	0
Maxim Lapierre	2	0	0	0	E	2	0	0
Victor Oreskovich	2	0	0	0	E	2	0	0
Alex Edler	1	0	0	0	1	0	0	0
Chris Higgins	1	0	0	0	-1	0	0	0
Joel Perrault	1	0	0	0	E	0	0	0

CANUCKS	GPI	MIN	W-L-O	GA	SA	SV	GAA	SV%
Roberto Luongo	4	241	2-2-0	8	113	105	2.00	.929

### ATTENDANCE

18,860	Luongo/LaBarbera	W GOAL
18,860	Luongo/Bryzgalov	Shane Doan
		Taylor Pyatt

### ATTENDANCE

12,843	Luongo/Bryzgalov	W GOAL
13,157	Luongo/Bryzgalov, LaBarbera	Dan Hamhuis
		Alex Burrows

### SHOTS BY PERIOD

	1st	2nd	3rd	OT	TOTAL
CANUCKS	46	53	46	1	146
COYOTES	33	44	35	2	114

### COYOTES

Power Play: 3-15	20.0%	Penalty Killing: 7-8	87.5%
------------------	-------	----------------------	-------

COYOTES	GP	G	A	P	+/-	PIM	PP	SH
Eric Belanger	4	1	4	5	-1	2	0	0
Shane Doan	4	2	1	3	-2	0	2	0
David Schlemko	3	0	3	3	2	0	0	0
Taylor Pyatt	4	2	0	2	-3	2	0	0
Lee Stempniak	4	1	1	2	-3	0	0	0
Radin Vrbata	4	1	1	2	E	0	1	0
Lauri Kopikowski	4	1	0	1	-1	2	0	0
Scottie Upshall	2	1	0	1	-1	0	0	0
Keith Yandle	4	0	1	1	-5	10	0	0
Michal Rozsival	3	0	1	1	-1	2	0	0
Nolan Yonkman	1	0	1	1	3	0	0	0
Adrian Aucoin	3	0	0	0	-2	4	0	0
Andrew Ebbett	3	0	0	0	-2	0	0	0
Vernon Fiddler	3	0	0	0	E	0	0	0
Derek Morris	3	0	0	0	-4	2	0	0
Kyle Turris	3	0	0	0	-3	0	0	0
Ray Whitney	3	0	0	0	E	0	0	0
Paul Bissonnette	2	0	0	0	E	0	0	0
Mikkel Boedker	2	0	0	0	-1	0	0	0
Oliver Ekman-Larsson	2	0	0	0	E	0	0	0
Martin Hanzal	2	0	0	0	E	0	0	0
Rostislav Klesla	2	0	0	0	-1	2	0	0
Sami Lepisto	2	0	0	0	-3	0	0	0
Brett MacLean	2	0	0	0	E	0	0	0
Ed Jovanovski	1	0	0	0	-1	0	0	0
Petr Prucha	1	0	0	0	E	0	0	0
Wojtek Wolski	1	0	0	0	E	0	0	0

COYOTES	GPI	MIN	W-L-O	GA	SA	SV	GAA	SV%
Ilya Bryzgalov	3	173	1-1-1	11	97	86	3.80	.887
Jason LaBarbera	2	68	1-0-0	2	49	47	1.76	.959

### LAST

Last Home Win:  
Last Road Win:  
Last Shutout:

### Last Tie Game:

Mar. 10/10 (3-4 L @ PHX)

### Last Hat Trick:

Alex Burrows  
Jan. 7/10  
Most Goals:  
Canucks in OT:  
Canucks in SO:

### VANCOUVER

Mar. 30/10 (4-1)  
Mar. 8/11 (4-3 OT)  
Feb. 2/11  
Roberto Luongo (6-0)  
Oct. 26/03 (3-3 @ VAN)  
Mar. 10/10 (3-4 L @ PHX)

### PHOENIX

Mar. 10/10 (4-3 SO)  
Mar. 18/11 (3-1)  
Mar. 13/08  
Ilya Bryzgalov (2-0)

Ray Neufeld  
Nov. 1/87  
8 - Twice





## 2010.11 SEASON SUMMARY

0 WINS

1 LOSS

0 OT

### AT PITTSBURGH

Nov. 17/10

Canucks 1

Penguins 3

### GOALS BY PERIOD

	1st	2nd	3rd	OT	TOTAL
CANUCKS	0	1	0	—	1
PENGUINS	1	2	0	—	3

### CANUCKS

Power Play: 0-5      0.0%      Penalty Killing: 2-2      100.0%

### CANUCKS

	GP	G	A	P	+/-	PIM	PP	SH
Dan Hamhuis	1	1	0	1	-1	0	0	0
Henrik Sedin	1	0	1	1	E	2	0	0
Daniel Sedin	1	0	1	1	E	0	0	0
Andrew Alberts	1	0	0	0	E	0	0	0
Keith Ballard	1	0	0	0	1	2	0	0
Kevin Bieksa	1	0	0	0	-1	5	0	0
Mario Bliznak	1	0	0	0	E	0	0	0
Alex Burrows	1	0	0	0	1	0	0	0
Alex Edler	1	0	0	0	-1	0	0	0
Christian Ehrhoff	1	0	0	0	-2	0	0	0
Tanner Glass	1	0	0	0	E	0	0	0
Jannik Hansen	1	0	0	0	E	0	0	0
Ryan Kesler	1	0	0	0	-2	0	0	0
Manny Malhotra	1	0	0	0	E	0	0	0
Mason Raymond	1	0	0	0	-2	0	0	0
Rick Rypien	1	0	0	0	E	0	0	0
Mikael Samuelsson	1	0	0	0	-2	0	0	0
Raffi Torres	1	0	0	0	-1	0	0	0

### CANUCKS

	GPI	MIN	W-L-O	GA	SA	SV	GAA	SV%
Roberto Luongo	1	58	0-1-0	3	29	26	3.11	.897

### LAST

Last Home Win:

Last Road Win:

Last Shutout:

Last Tie Game:

Last Shootout:

Last Hat Trick:

Most Goals:

Canucks in OT:

Canucks in SO:

### VANCOUVER

Jan. 16/10 (6-2)

Nov. 22/08 (3-1)

Feb. 17/88

Kirk McLean (5-0)

Oct. 30/98 (2-2 @ VAN)

Dec. 8/07 (2-1 L @ VAN)

Markus Naslund (4 goals)

Dec. 9/03

10 - Dec. 19/80

VAN 10 @ PIT 4

1-3-4

0-1

### PITTSBURGH

Nov. 17/10 (3-1)

Dec. 8/07 (2-1 SO)

Feb. 14/00

J.S. Aubin (3-0)

Mario Lemieux

Jan. 23/87

9 - Three Times

### ATTENDANCE

18,252

### GOALTENDER

Luongo/Fleury

### W GOAL

Maxime Talbot

### SHOTS BY PERIOD

	1st	2nd	3rd	OT	TOTAL
CANUCKS	6	12	12	—	30
PENGUINS	11	9	9	—	29

### PENGUINS

Power Play: 0-2      0.0%      Penalty Killing: 5-5      100.0%

### PENGUINS

	GP	G	A	P	+/-	PIM	PP	SH
Maxime Talbot	1	1	1	2	2	0	0	1
Arron Asham	1	1	0	1	E	0	0	0
Sidney Crosby	1	1	0	1	1	4	0	0
Matt Cooke	1	0	1	1	1	0	0	0
Paul Martin	1	0	1	1	1	0	0	0
Brooks Orpik	1	0	1	1	1	0	0	0
Michael Rupp	1	0	1	1	1	4	0	0
Craig Adams	1	0	0	0	E	5	0	0
Chris Conner	1	0	0	0	E	0	0	0
Pascal Dupuis	1	0	0	0	E	2	0	0
Deryk Engelland	1	0	0	0	E	0	0	0
Alex Goligoski	1	0	0	0	1	0	0	0
Tyler Kennedy	1	0	0	0	E	0	0	0
Chris Kunitz	1	0	0	0	E	0	0	0
Kris Letang	1	0	0	0	-1	0	0	0
Mark Letestu	1	0	0	0	E	0	0	0
Evgeni Malkin	1	0	0	0	E	0	0	0
Zbynek Michalek	1	0	0	0	2	0	0	0

### PENGUINS

	GPI	MIN	W-L-O	GA	SA	SV	GAA	SV%
Marc-Andre Fleury	1	60	1-0-0	1	30	29	1.00	.967



# ST. LOUIS BLUES

## 2010.11 SEASON SUMMARY

## 2 WINS

## 2 LOSSES

## 0 OT

### AT VANCOUVER

Feb. 24/11	Canucks 3	Blues 2
Dec. 5/10	Canucks 2	Blues 3

### AT ST. LOUIS

Feb. 14/11	Canucks 2	Blues 3
Dec. 20/10	Canucks 3	Blues 1

### GOALS BY PERIOD

	1st	2nd	3rd	OT	TOTAL
CANUCKS	4	3	3	-	10
BLUES	3	5	1	-	9

### CANUCKS

Power Play: 1-12	8.3%	Penalty Killing: 14-17	82.4%
------------------	------	------------------------	-------

### CANUCKS

	GP	G	A	P	+/-	PIM	PP	SH
Jannik Hansen	4	2	1	3	2	0	0	0
Mikael Samuelsson	4	1	2	3	1	2	0	0
Henrik Sedin	4	1	1	2	1	2	0	0
Jeff Tambellini	3	1	1	2	0	0	1	0
Sami Salo	2	1	1	2	2	0	0	0
Daniel Sedin	4	0	2	2	2	6	0	0
Raffi Torres	4	0	2	2	3	0	0	0
Ryan Kesler	4	1	0	1	2	0	0	0
Manny Malhotra	4	1	0	1	1	0	0	0
Kevin Bieksa	3	1	0	1	1	8	0	0
Aaron Volpatti	1	1	0	1	0	0	0	0
Alex Burrows	4	0	1		-1	6	0	0
Christian Ehrhoff	4	0	1	1	0	2	0	0
Tanner Glass	4	0	1	1	-1	7	0	0
Keith Ballard	3	0	1	1	3	7	0	0
Dan Hamhuis	3	0	1	1	-1	0	0	0
Alex Bolduc	2	0	1	1	0	2	0	0
Victor Oreskovich	2	0	1	1	-1	0	0	0
Aaron Rome	4	0	0	0	1	2	0	0
Alex Edler	2	0	0	0	-1	0	0	0
Mason Raymond	2	0	0	0	0	0	0	0
Christopher Tanev	2	0	0	0	1	0	0	0
Andrew Alberts	1	0	0	0	0	0	0	0
Cody Hodgson	1	0	0	0	0	0	0	0
Joel Perrault	1	0	0	0	0	0	0	0

### CANUCKS

	GPI	MIN	W-L-O	GA	SA	SV	GAA	SV%
Cory Schneider	1	60	1-0-0	2	30	28	2.00	.933
Roberto Luongo	3	178	1-2-0	7	78	71	2.37	.910

### ATTENDANCE

18,860	Schneider/Conklin	W GOAL
18,860	Luongo/Halak	Manny Malhotra
		Alexander Steen

### ATTENDANCE

19,150	Luongo/Halak	W GOAL
19,150	Luongo, Halak	Patrik Berglund
		Ryan Kesler

### SHOTS BY PERIOD

	1st	2nd	3rd	OT	TOTAL
CANUCKS	42	29	33	-	104
BLUES	35	42	31	-	108

### BLUES

Power Play: 3-17	17.6%	Penalty Killing: 11-12	91.7%
------------------	-------	------------------------	-------

### BLUES

	GP	G	A	P	+/-	PIM	PP	SH
Alexander Steen	4	4	1	5	1	0	0	0
Alex Pietrangelo	4	1	2	3	-1	2	1	0
Andy McDonald	2	1	2	3	1	0	1	0
Patrik Berglund	4	1	1	2	0	0	1	0
Matt D'Agostini	4	1	1	2	0	2	0	0
David Backes	4	1	0	1	0	6	0	0
Vladimir Sobotka	4	0	1	1	-3	0	0	0
Eric Brewer	3	0	1	1	-1	2	0	0
Roman Polak	3	0	1	1	0	0	0	0
Nikita Nikitin	2	0	1	1	1	0	0	0
Adam Cracknell	1	0	1	1	0	0	0	0
Kevin Shattenkirk	1	0	1	1	1	0	0	0
Chris Stewart	1	0	1	1	1	2	0	0
Brad Boyes	4	0	0	0	-2	0	0	0
Carlo Colaiacovo	4	0	0	0	-3	7	0	0
BJ Crombeen	4	0	0	0	-3	5	0	0
Barret Jackman	4	0	0	0	-1	0	0	0
Brad Winchester	4	0	0	0	-1	2	0	0
Erik Johnson	3	0	0	0	-4	2	0	0
Jay McClement	3	0	0	0	0	2	0	0
Cam Janssen	2	0	0	0	0	0	0	0
TJ Oshie	2	0	0	0	0	0	0	0
Ian Cole	1	0	0	0	1	0	0	0
Stefan Della Rovere	1	0	0	0	0	2	0	0
Philip McRae	1	0	0	0	-1	0	0	0
Chris Porter	1	0	0	0	-1	0	0	0
Dave Scatchard	1	0	0	0	0	0	0	0

### BLUES

	GPI	MIN	W-L-O	GA	SA	SV	GAA	SV%
Jaroslav Halak	3	179	2-1-0	7	77	70	2.35	.909
Ty Conklin	1	58	0-1-0	3	27	24	3.09	.889

### LAST

Last Home Win:	Feb. 24/11 (3-2)	VANCOUVER	ST. LOUIS
Last Road Win:	Dec. 20/10 (3-1)	Dec. 20/10 (3-1)	Feb. 14/11 (3-2)
Last Shutout:	Mar. 19/09	Mar. 19/09	Dec. 5/10 (3-2)
		Roberto Luongo (3-0)	Jan. 23/06
		Mar. 13/03 (4-4 @ VAN)	Curtis Sanford (4-0)
Last Tie Game:	Mar. 13/03 (3-2 W @ VAN)		
Last Shootout:	Jan. 23/08 (3-2 W @ VAN)		
Last Hat Trick:	Alexander Mogilny		
	Dec. 15/96		
Most Goals:	8 - Four times		
Canucks in OT:	6-1-8		
Canucks in SO:	2-0		



## 2010.11 SEASON SUMMARY

3 WINS

0 LOSSES

1 OT

### AT VANCOUVER

Jan. 20/11	Canucks 1	Sharks 2 (SO)
Nov. 26/10	Canucks 6	Sharks 1

### AT SAN JOSE

Mar. 10/11	Canucks 5	Sharks 4 (SO)
Jan. 3/11	Canucks 4	Sharks 3

### GOALS BY PERIOD

	1st	2nd	3rd	OT	TOTAL
CANUCKS	5	5	5	0	15
SHARKS	1	6	2	0	9

### CANUCKS

Power Play: 3-15	20.0%	Penalty Killing: 10-12	83.3%
------------------	-------	------------------------	-------

### CANUCKS

	GP	G	A	P	+/-	PIM	PP	SH
Daniel Sedin	4	2	4	6	3	0	1	0
Henrik Sedin	4	1	4	5	2	6	0	0
Alex Burrows	4	3	1	4	1	4	0	0
Mikael Samuelsson	4	2	1	3	2	2	0	0
Christian Ehrhoff	4	0	3	3	2	4	0	0
Dan Hamhuis	4	0	3	3	1	0	0	0
Ryan Kesler	4	0	3	3	2	4	0	0
Keith Ballard	4	1	1	2	3	4	0	0
Jannik Hansen	4	1	1	2	1	0	0	0
Mason Raymond	4	1	1	2	1	0	0	0
Alex Edler	3	1	1	2	2	0	1	0
Raffi Torres	4	1	0	1	-1	2	0	0
Jeff Tambellini	3	1	0	1	1	0	0	0
Sam Salo	1	1	0	1	1	0	1	0
Tanner Glass	4	0	1	1	2	15	0	0
Manny Malhotra	4	0	1	1	E	2	0	0
Aaron Rome	3	0	0	0	1	2	0	0
Kevin Bieksa	2	0	0	0	1	0	0	0
Chris Tanev	2	0	0	0	-1	0	0	0
Andrew Alberts	1	0	0	0	E	0	0	0
Alex Bolduc	1	0	0	0	E	0	0	0
Chris Higgins	1	0	0	0	E	0	0	0
Maxim Lapierre	1	0	0	0	E	0	0	0
Joel Perrault	1	0	0	0	1	0	0	0
Sergei Shirokov	1	0	0	0	E	0	0	0

### CANUCKS

	GPI	MIN	W-L-O	GA	SA	SV	GAA	SV%
Cory Schneider	2	124	2-0-0	7	83	76	3.38	.916
Roberto Luongo	2	125	1-0-1	2	79	77	0.96	.975

### LAST

Last Home Win:  
Last Road Win:  
Last Shutout:

### Last Tie Game:

Last Shootout:

Last Hat Trick:

### Most Goals:

Canucks in OT:

Canucks in SO:

### VANCOUVER

Nov. 26/10 (6-1)

Mar. 10/11 (5-4 SO)

Feb. 8/01

Bob Essensa (0-0)

Feb. 8/01 (0-0 @ VAN)

Mar. 10/11 (5-4 W @ SJ)

Markus Naslund

Oct. 21/02

8 - Twice

4-2-11

1-1

### SAN JOSE

Apr. 8/10 (4-2)

Jan. 20/11 (2-1 SO)

Dec. 23/08

Evgeni Nabokov (5-0)

Vincent Damphousse

Apr. 3/99

7 - Four times

### ATTENDANCE

18,860
18,860

### GOALTENDER

Luongo/Niemi
Luongo/Niemi

### W GOAL

Joe Pavelski
Raffi Torres

### ATTENDANCE

17,562
17,562

### GOALTENDER

Schneider/Niemi
Schneider/Niemi

### W GOAL

Alex Burrows
Alex Burrows

### SHOTS BY PERIOD

	1st	2nd	3rd	OT	TOTAL
CANUCKS	76	44	55	3	181
SHARKS	31	75	45	11	163

### SHARKS

Power Play: 2-12	16.7%	Penalty Killing: 12-15	80.0%
------------------	-------	------------------------	-------

### SHARKS

	GP	G	A	P	+/-	PIM	PP	SH
Dany Heatley	4	1	3	4	-1	4	0	0
Ryane Clowe	3	3	0	3	-3	0	1	0
Joe Thornton	4	0	3	3	-3	2	0	0
Logan Couture	4	1	1	2	E	2	0	0
Patrick Marleau	4	1	1	2	-3	0	1	0
Dan Boyle	3	0	2	2	E	6	0	0
Ian White	1	0	2	2	E	0	0	0
Jamal Mayers	4	1	0	1	-2	10	0	0
Devin Setoguchi	4	1	0	1	2	2	0	0
Torrey Mitchell	2	1	0	1	-2	0	0	0
Jason Demers	3	0	1	1	2	2	0	0
Benn Ferriero	2	0	1	1	E	0	0	0
Kent Huskins	2	0	1	1	-4	0	0	0
Kyle Wellwood	2	0	1	1	1	0	0	0
Douglas Murray	4	0	0	0	-1	2	0	0
Marc-Edouard Vlasic	4	0	0	0	E	6	0	0
Niclas Wallin	4	0	0	0	-2	4	0	0
Jamie McGinn	3	0	0	0	-3	0	0	0
Joe Pavelski	3	0	0	0	E	2	0	0
Justin Braun	2	0	0	0	-2	0	0	0
Andrew Desjardins	2	0	0	0	E	0	0	0
Ben Eager	2	0	0	0	E	2	0	0
Derek Joslin	2	0	0	0	-3	0	0	0
John McCarthy	2	0	0	0	-2	2	0	0
Brandon Mashinter	1	0	0	0	E	5	0	0
Scott Nichol	1	0	0	0	1	0	0	0

### SHARKS

	GPI	MIN	W-L-O	GA	SA	SV	GAA	SV%
Antti Niemi	4	247	1-2-1	15	144	129	3.64	.896



# TAMPA BAY LIGHTNING

## 2010.11 SEASON SUMMARY

## 0 WINS

## 0 LOSSES

## 1 OT

### AT VANCOUVER

Dec. 11/10

Canucks 4 Lightning 5 (OT)

### GOALS BY PERIOD

	1st	2nd	3rd	OT	TOTAL
CANUCKS	1	1	2	0	4
LIGHTNING	1	3	0	1	5

### CANUCKS

Power Play: 2-4 50.0% Penalty Killing: 1-3 33.3%

### CANUCKS

	GP	G	A	P	+/-	PIM	PP	SH
Henrik Sedin	1	1	1	2	-1	2	1	0
Daniel Sedin	1	1	1	2	-1	0	0	0
Keith Ballard	1	1	0	1	E	0	0	0
Manny Malhotra	1	1	0	1	-1	0	1	0
Alex Burrows	1	0	1	1	-1	0	0	0
Mikael Samuelsson	1	0	1	1	E	0	0	0
Andrew Alberts	1	0	0	0	1	0	0	0
Jonas Andersson	1	0	0	0	1	0	0	0
Kevin Bieksa	1	0	0	0	-2	0	0	0
Alex Bolduc	1	0	0	0	E	0	0	0
Alex Edler	1	0	0	0	E	0	0	0
Tanner Glass	1	0	0	0	E	0	0	0
Dan Hamhuis	1	0	0	0	-2	0	0	0
Jannik Hansen	1	0	0	0	E	0	0	0
Ryan Kesler	1	0	0	0	1	2	0	0
Aaron Rome	1	0	0	0	1	0	0	0
Jeff Tambellini	1	0	0	0	E	0	0	0
Raffi Torres	1	0	0	0	-1	2	0	0

### CANUCKS

GPI MIN W-L-O GA SA SV GAA SV%  
Cory Schneider 1 61 0-0-1 5 23 18 4.95 .783

### ATTENDANCE

18,860

### GOALTENDER

Schneider/Ellis

### W GOAL

Steven Stamkos

### SHOTS BY PERIOD

	1st	2nd	3rd	OT	TOTAL
CANUCKS	7	9	11	0	27
LIGHTNING	14	5	3	1	23

### LIGHTNING

Power Play: 2-3 66.7% Penalty Killing: 2-4 50.0%

### LIGHTNING

	GP	G	A	P	+/-	PIM	PP	SH
Steven Stamkos	1	2	1	3	2	0	1	0
Teddy Purcell	1	1	1	2	1	0	0	0
Ryan Malone	1	0	2	2	1	0	0	0
Martin St. Louis	1	0	2	2	2	0	0	0
Brett Clark	1	1	0	1	E	0	1	0
Nate Thompson	1	1	0	1	E	0	0	0
Randy Jones	1	0	1	1	-1	0	0	0
Mike Lundin	1	0	1	1	2	0	0	0
Dominic Moore	1	0	1	1	-2	0	0	0
Sean Bergenheim	1	0	0	0	-1	0	0	0
Simon Gagne	1	0	0	0	E	0	0	0
Adam Hall	1	0	0	0	-1	2	0	0
Victor Hedman	1	0	0	0	-1	2	0	0
Pavel Kubina	1	0	0	0	E	0	0	0
Mattias Ohlund	1	0	0	0	2	0	0	0
Marc-Antoine Pouliot	1	0	0	0	1	0	0	0
Matt Smaby	1	0	0	0	E	2	0	0
Dana Tyrell	1	0	0	0	E	0	0	0

### LIGHTNING

GPI MIN W-L-O GA SA SV GAA SV%  
Dan Ellis 1 60 1-0-0 4 27 23 3.97 .852

### LAST

Last Home Win:

Feb. 27/09 (2-1)

Last Road Win:

Nov. 29/02 (5-3)

Last Shutout:

Jan. 4/93

Last Tie Game:

Kirk McLean (7-0 @ VAN)

Last Shootout:

Dec. 10/01 (1-1 @ VAN)

Last Hat Trick:

Alexander Mogilny

Most Goals:

9 - Jan. 6/96

Canucks in OT:

2-2-2

### TAMPA BAY

Feb. 9/10 (3-1)

Dec. 11/10 (5-4 OT)

None

None

None

None

5 - Three times

VAN 9 vs TB 2

2-2-2



## 2010.11 SEASON SUMMARY

2 WINS

0 LOSSES

0 OT

### AT VANCOUVER

Dec. 18/10 Canucks 4 Leafs 1

### AT TORONTO

Nov. 13/10 Canucks 5 Leafs 3

### GOALS BY PERIOD

	1st	2nd	3rd	OT	TOTAL
CANUCKS	3	2	4	–	9
MAPLE LEAFS	2	1	1	–	4

### CANUCKS

Power Play: 2-9 22.2% Penalty Killing: 7-8 87.5%

CANUCKS	GP	G	A	P	+/-	PIM	PP	SH
Ryan Kesler	2	2	1	3	3	0	1	0
Henrik Sedin	2	1	2	3	1	4	0	0
Daniel Sedin	2	1	2	3	1	0	1	0
Alex Edler	2	0	3	3	E	2	0	0
Alex Burrows	2	1	1	2	1	0	0	0
Christian Ehrhoff	2	1	1	2	E	0	0	0
Jannik Hansen	2	1	1	2	1	0	0	0
Mason Raymond	1	1	1	2	1	0	0	0
Kevin Bieksa	2	0	2	2	3	0	0	0
Mikael Samuelsson	2	0	2	2	2	0	0	0
Dan Hamhuis	2	1	0	1	4	4	0	0
Jeff Tambellini	1	0	1	1	1	0	0	0
Andrew Alberts	2	0	0	0	E	2	0	0
Tanner Glass	2	0	0	0	E	5	0	0
Manny Malhotra	2	0	0	0	1	2	0	0
Raffi Torres	2	0	0	0	E	0	0	0
Keith Ballard	1	0	0	0	E	2	0	0
Mario Bliznak	1	0	0	0	0	E	0	0
Alex Bolduc	1	0	0	0	0	E	0	0
Aaron Rome	1	0	0	0	1	E	0	0
Rick Rypien	1	0	0	0	0	E	0	0
Aaron Volpatti	1	0	0	0	0	E	0	0

CANUCKS	GPI	MIN	W-L-O	GA	SA	SV	GAA	SV%
Roberto Luongo	2	120	2-0-0	4	60	56	2.01	.933

### LAST

Last Home Win:  
Last Road Win:  
Last Shutout:

Last Tie Game:  
Last Shootout:  
Last Hat Trick:

Most Goals:  
Canucks in OT:  
Canucks in SO:

### VANCOUVER

Dec. 18/10 (4-1)  
Nov. 13/10 (5-3)  
Oct. 27/71  
Dunc Wilson (0-0)  
Mar. 8/03 (3-3 @ TOR)  
Feb. 21/09 (3-2W @ TOR)  
Markus Naslund  
Oct. 18/01  
8 – Twice  
2-3-13  
1-0

### TORONTO

Nov. 24/03 (2-1)  
Nov. 22/03 (5-3)  
Mar. 15/03  
Ed Belfour (1-0)  
Rick Vaive  
Feb. 18/87  
8 – Twice

### ATTENDANCE

18,860

### GOALTENDER

Luongo/Gustavsson

### W GOAL

Jannik Hansen

### ATTENDANCE

19,534

### GOALTENDER

Luongo/Giguere

### W GOAL

Mason Raymond

### SHOTS BY PERIOD

	1st	2nd	3rd	OT	TOTAL
CANUCKS	18	26	17	–	61
MAPLE LEAFS	20	13	27	–	60

### MAPLE LEAFS

Power Play: 1-8 12.5% Penalty Killing: 7-9 77.8%

MAPLE LEAFS	GP	G	A	P	+/-	PIM	PP	SH
Mikhail Grabovski	2	2	1	3	-1	2	0	0
Francois Beauchemin	2	0	2	2	2	0	0	0
Clarke MacArthur	2	0	2	2	-2	0	0	0
Phil Kessel	2	1	0	1	-3	2	1	0
Fredrik Sjostrom	2	1	0	1	-1	0	0	0
Nikolai Kulemin	2	0	1	1	-2	2	0	0
Luke Schenn	2	0	1	1	-2	0	0	0
Kris Versteeg	2	0	1	1	-3	4	0	0
Tyler Bozak	2	0	0	0	-1	0	0	0
Tim Brent	2	0	0	0	-2	2	0	0
Tomas Kaberle	2	0	0	0	-4	0	0	0
Mike Komisarek	2	0	0	0	0	4	0	0
John Mitchell	2	0	0	0	0	4	0	0
Colton Orr	2	0	0	0	0	0	0	0
Colby Armstrong	1	0	0	0	0	0	0	0
Keith Aulie	1	0	0	0	-1	0	0	0
Mike Brown	1	0	0	0	0	5	0	0
Carl Gunnarsson	1	0	0	0	-1	0	0	0
Nazem Kadri	1	0	0	0	0	0	0	0
Brett Lebda	1	0	0	0	-1	0	0	0
Dion Phaneuf	1	0	0	0	0	0	0	0
Jay Rosehill	1	0	0	0	0	0	0	0

MAPLE LEAFS	GPI	MIN	W-L-O	GA	SA	SV	GAA	SV%
Jonas Gustavsson	1	59	0-1-0	3	28	25	3.06	.893
J-S Giguere	1	59	0-1-0	4	31	27	4.06	.871





# WASHINGTON CAPITALS

## 2010.11 SEASON SUMMARY

## 1 WIN

## 0 LOSSES

## 0 OT

### AT WASHINGTON

Jan. 14/11

Canucks 4

Capitals 2

### GOALS BY PERIOD

	1st	2nd	3rd	OT	TOTAL
CANUCKS	1	2	1	-	4
CAPITALS	1	0	1	-	2

### CANUCKS

Power Play: 1-3 33.3% Penalty Killing: 3-3 100.0%

### CANUCKS

	GP	G	A	P	+/-	PIM	PP	SH
Daniel Sedin	1	2	1	3	1	0	0	0
Christian Ehrhoff	1	1	1	2	1	0	1	0
Jannik Hansen	1	0	2	2	2	0	0	0
Alex Edler	1	1	0	1	E	2	0	0
Kevin Bieksa	1	0	1	1	1	0	0	0
Alex Burrows	1	0	1	1	E	2	0	0
Ryan Kesler	1	0	1	1	-1	0	0	0
Keith Ballard	1	0	0	0	-1	0	0	0
Alex Bolduc	1	0	0	0	2	0	0	0
Tanner Glass	1	0	0	0	1	2	0	0
Dan Hamhuis	1	0	0	0	1	0	0	0
Manny Malhotra	1	0	0	0	E	0	0	0
Mason Raymond	1	0	0	0	-1	0	0	0
Aaron Rome	1	0	0	0	E	0	0	0
Mikael Samuelsson	1	0	0	0	E	0	0	0
Henrik Sedin	1	0	0	0	E	0	0	0
Jeff Tambellini	1	0	0	0	-1	0	0	0
Raffi Torres	1	0	0	0	E	0	0	0

### CANUCKS

Roberto Luongo 1 60 1-0-0 2 27 25 2.00 .926

### ATTENDANCE

18,398

### GOALTENDER

Luongo/Varlamov

### W GOAL

Daniel Sedin

### SHOTS BY PERIOD

	1st	2nd	3rd	OT	TOTAL
CANUCKS	15	14	6	-	35
CAPITALS	8	8	11	-	27

### CAPITALS

Power Play: 0-3 0.0% Penalty Killing: 2-3 66.7%

### CAPITALS

	GP	G	A	P	+/-	PIM	PP	SH
Matt Hendricks	1	1	0	1	1	0	0	0
Marcus Johansson	1	1	0	1	E	0	0	0
Nicklas Backstrom	1	0	1	1	E	0	0	0
John Carlson	1	0	1	1	1	0	0	0
Boyd Gordon	1	0	1	1	1	0	0	0
Brooks Laich	1	0	1	1	E	0	0	0
Karl Alzner	1	0	0	0	2	0	0	0
Jay Beagle	1	0	0	0	-2	0	0	0
Jason Chimera	1	0	0	0	-2	2	0	0
John Erskine	1	0	0	0	E	0	0	0
Eric Fehr	1	0	0	0	E	0	0	0
Mike Green	1	0	0	0	-2	2	0	0
Scott Hannan	1	0	0	0	E	0	0	0
Mike Knuble	1	0	0	0	-1	0	0	0
Alex Ovechkin	1	0	0	0	-1	0	0	0
Mathieu Perreault	1	0	0	0	-2	0	0	0
Jeff Schultz	1	0	0	0	-2	0	0	0
David Steckel	1	0	0	0	1	0	0	0

### CAPITALS

Semyon Varlamov 1 59 0-1-0 3 34 31 3.04 .912

### LAST

Last Home Win:

Last Road Win:

Last Shutout:

Last Tie Game:

Last Shootout:

Last Hat Trick:

Most Goals:

Canucks in OT:

Canucks in SO:

### VANCOUVER

Dec. 18/09 (3-2)

Jan. 14/11 (4-2)

Mar. 23/03

Alex Auld (6-0)

Feb. 10/96 (4-4 @ Van)

Oct. 27/06 (3-2W @ VAN)

Don Lever

Feb. 1/75

7-Twice

0-4-6

1-0

### WASHINGTON

Oct. 13/08 (5-1)

Feb. 14/01 (4-3 OT)

Mar. 12/96

Jim Carey (9-0)

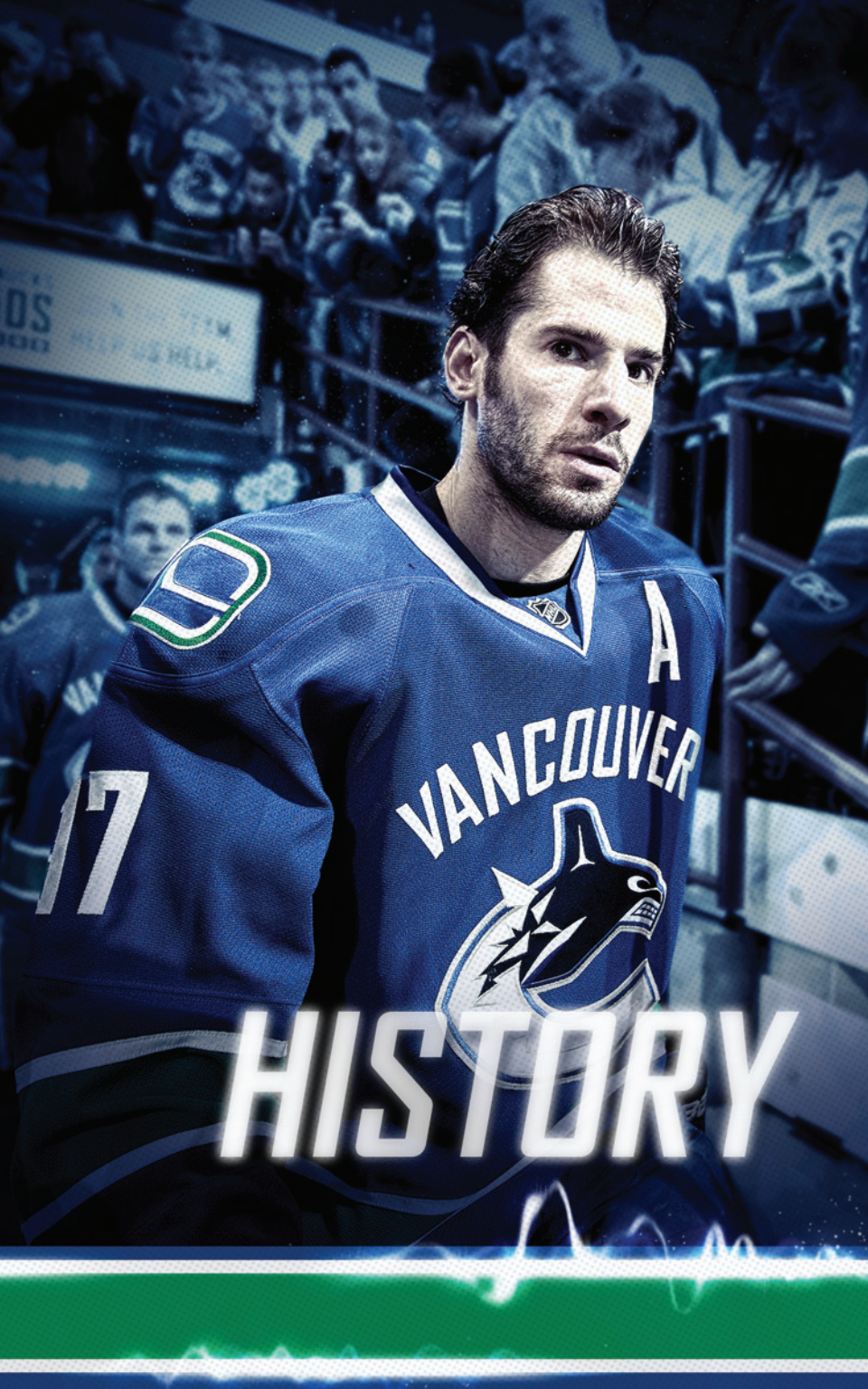
Mike Gartner

Feb. 20/87

9-Mar. 12/96

VAN 0 vs WSH 9





...S  
...TEAM  
...HELP US HELP...

17

A

VANCOUVER



**HISTORY**

# 1970.71 SEASON RECORD

## EAST DIVISION FINISH

6th (56 Points)

## COACH

Hal Laycoe

## GM

Norman Robert Poile

## CAPTAIN

Orland Kurtenbach

## SCORING

Player	GP	G	A	PTS	PIM
Boudrias	77	25	41	66	16
Maki	78	25	38	63	99
Paiement	78	34	28	62	152
M. Hall	77	21	38	59	22
Tallon	78	14	42	56	58
Kurtenbach	52	21	32	53	84
Corrigan	76	21	28	49	103
Cullen	70	12	21	33	42
Popiel	78	10	22	32	61
Taylor	56	11	16	27	53
Johnson	66	15	11	26	16
Wilkins	70	5	18	23	131
Quinn	76	2	11	13	149
Doak	77	2	10	12	112
Schmautz	26	5	5	10	14
Rizzuto	37	3	4	7	16
Seguin	25	0	5	5	46

Player	GP	G	A	PTS	PIM
Schella	38	0	5	5	58
Lunde	20	1	3	4	2
Hatoum	26	1	3	4	21
Wiste	23	1	2	3	0
Young	11	0	2	2	25
Reaume	27	0	2	2	4
Sly	31	0	2	2	10
Stewart	3	0	1	1	0
Hargreaves	7	0	1	1	33
Block	1	0	0	0	0
Cook	2	0	0	0	0
Arbour	13	0	0	0	12
Wilson	35	0	0	0	18

Goaltender	GPI	MIN	GA	SO	AVG	W-L-T
Gardner	18	922	52	0	3.38	6-8-1
Hodge	35	1,967	112	0	3.41	15-13-5
Wilson	35	1,791	128	0	4.28	3-25-2

## RESULTS

No	Date	Opponent	Score	Record
1	Oct. 9	Los Angeles	1-3 L	0-1-0
2	Oct. 11	Toronto	5-3 W	1-1-0
3	Oct. 12	@ St. Louis	1-4 L	1-2-0
4	Oct. 14	@ Chicago	2-8 L	1-3-0
5	Oct. 15	@ Philadelphia	4-5 L	1-4-0
6	Oct. 18	Boston	3-5 L	1-5-0
7	Oct. 20	California	2-1 W	2-5-0
8	Oct. 23	St. Louis	1-1 T	2-5-1
9	Oct. 25	Pittsburgh	1-1 T	2-5-2
10	Oct. 27	Buffalo	7-2 W	3-5-2
11	Oct. 31	@ Montreal	3-6 L	3-6-2
12	Nov. 4	@ Pittsburgh	3-8 L	3-7-2
13	Nov. 5	@ Buffalo	4-1 W	4-7-2
14	Nov. 7	Toronto	3-2 W	5-7-2
15	Nov. 10	@ Boston	3-6 L	5-8-2
16	Nov. 11	@ Toronto	4-2 W	6-8-2
17	Nov. 14	@ Minnesota	3-3 T	6-8-3
18	Nov. 15	@ Chicago	2-4 L	6-9-3
19	Nov. 17	Detroit	2-5 L	6-10-3
20	Nov. 20	Los Angeles	7-1 W	7-10-3
21	Nov. 21	@ Los Angeles	3-1 W	8-10-3
22	Nov. 24	Minnesota	3-2 W	9-10-3
23	Nov. 26	@ Detroit	2-4 L	9-11-3
24	Nov. 28	@ St. Louis	1-5 L	9-12-3
25	Nov. 29	@ Philadelphia	2-4 L	9-13-3
26	Dec. 1	Philadelphia	5-4 W	10-13-3
27	Dec. 5	@ Pittsburgh	1-3 L	10-14-3
28	Dec. 6	@ New York	1-4 L	10-15-3
29	Dec. 8	New York	4-1 W	11-15-3
30	Dec. 9	@ California	1-6 L	11-16-3
31	Dec. 12	California	5-2 W	12-16-3
32	Dec. 15	Philadelphia	3-2 W	13-16-3
33	Dec. 18	Montreal	3-4 L	13-17-3
34	Dec. 20	@ New York	1-5 L	13-18-3
35	Dec. 23	@ Toronto	2-7 L	13-19-3
36	Dec. 26	Chicago	2-4 L	13-20-3
37	Dec. 30	@ Los Angeles	4-1 W	14-20-3
38	Jan. 2	St. Louis	1-3 L	14-21-3
39	Jan. 6	@ Montreal	3-7 L	14-22-3

No	Date	Opponent	Score	Record
40	Jan. 7	@ Boston	4-6 L	14-23-3
41	Jan. 9	@ St. Louis	2-2 T	14-23-4
42	Jan. 12	New York	2-4 L	14-24-4
43	Jan. 16	Pittsburgh	3-4 L	14-25-4
44	Jan. 17	@ California	3-1 W	15-25-4
45	Jan. 20	Toronto	1-5 L	15-26-4
46	Jan. 23	@ Pittsburgh	1-4 L	15-27-4
47	Jan. 24	@ Detroit	3-7 L	15-28-4
48	Jan. 26	Chicago	3-3 T	15-28-5
49	Jan. 29	Minnesota	1-2 L	15-29-5
50	Jan. 31	Buffalo	1-6 L	15-30-5
51	Feb. 2	Montreal	2-5 L	15-31-5
52	Feb. 6	New York	4-5 L	15-32-5
53	Feb. 9	Buffalo	6-3 W	16-32-5
54	Feb. 12	Detroit	5-3 W	17-32-5
55	Feb. 14	@ Chicago	1-3 L	17-33-5
56	Feb. 16	Boston	5-4 W	18-33-5
57	Feb. 19	Philadelphia	2-3 L	18-34-5
58	Feb. 22	Montreal	3-3 T	18-34-6
59	Feb. 25	@ Boston	3-8 L	18-35-6
60	Feb. 27	@ Philadelphia	1-8 L	18-36-6
61	Feb. 28	@ New York	2-4 L	18-37-6
62	Mar. 3	@ Toronto	1-3 L	18-38-6
63	Mar. 6	@ Minnesota	1-3 L	18-39-6
64	Mar. 7	@ Buffalo	3-6 L	18-40-6
65	Mar. 9	@ Montreal	3-3 T	18-40-7
66	Mar. 11	Detroit	7-3 W	19-40-7
67	Mar. 13	Boston	3-6 L	19-41-7
68	Mar. 16	Chicago	4-7 L	19-42-7
69	Mar. 19	Pittsburgh	6-4 W	20-42-7
70	Mar. 21	Minnesota	3-6 L	20-43-7
71	Mar. 23	St. Louis	4-1 W	21-43-7
72	Mar. 25	@ Detroit	3-4 L	21-44-7
73	Mar. 26	@ Buffalo	1-3 L	21-45-7
74	Mar. 28	California	11-5 W	22-45-7
75	Mar. 30	@ Minnesota	2-1 W	23-45-7
76	Mar. 31	@ Los Angeles	2-2 T	23-45-8
77	Apr. 2	@ California	7-2 W	24-45-8
78	Apr. 4	Los Angeles	2-4 L	24-46-8

# 1971.72 SEASON RECORD

## EAST DIVISION FINISH

7th (48 Points)

## COACH

Hal Laycoe

## GM

Norman Robert Poile

## CAPTAIN

Orland Kurtenbach

## SCORING

Player	GP	G	A	PTS	PIM
Boudrias	78	27	34	61	26
Kurtenbach	78	24	37	61	48
Guevremont	75	13	38	51	44
Balon	VAN 56	19	19	38	21
	NYR 19	4	5	9	2
Maki	76	22	25	47	43
Connelly	VAN 53	14	20	34	12
	STL 15	5	5	10	2
Tallon	69	17	27	44	78
Paient	69	10	19	29	117
Kearns	73	3	26	29	59
Schmautz	60	12	13	25	82
Taylor	69	9	13	22	88
Lemieux	42	7	9	16	4
Schella	77	2	13	15	166
Hall	32	6	6	12	6

Player	GP	G	A	PTS	PIM	
Boddy	40	2	5	7	45	
Wilkins	45	2	5	7	65	
Corrigan	19	3	4	7	25	
Ward	71	2	4	6	4	
Lalonde	27	1	5	6	2	
Quinn	57	2	3	5	63	
Stewart	42	3	1	4	10	
Johnson	11	1	3	4	0	
Speck	18	1	2	3	0	
Popiel	38	1	1	2	36	
Doak	5	0	1	1	23	
Wilson	53	0	0	0	15	
Goaltender	GPI	MIN	GA	SO	AVG	W-L-T
Wilson	53	2,870	173	1	3.61	16-30-3
Dyck	12	573	35	0	3.66	1-6-2
Gardner	24	1,237	86	0	4.17	3-14-3

## RESULTS

No	Date	Opponent	Score	Record
1	Oct. 8	Toronto	2-3 L	0-1-0
2	Oct. 10	Los Angeles	3-4 L	0-2-0
3	Oct. 12	Philadelphia	3-2 W	1-2-0
4	Oct. 15	@ California	9-6 W	2-2-0
5	Oct. 16	Pittsburgh	1-2 L	2-3-0
6	Oct. 19	@ St. Louis	3-1 W	3-3-0
7	Oct. 20	@ Minnesota	0-7 L	3-4-0
8	Oct. 22	Montreal	0-6 L	3-5-0
9	Oct. 24	Boston	3-4 L	3-6-0
10	Oct. 27	@ Toronto	0-0 T	3-6-1
11	Oct. 28	@ Philadelphia	2-3 L	3-7-1
12	Oct. 30	Buffalo	4-4 T	3-7-2
13	Oct. 31	Chicago	6-2 W	4-7-2
14	Nov. 5	Pittsburgh	4-2 W	5-7-2
15	Nov. 6	New York	1-3 L	5-8-2
16	Nov. 10	@ Pittsburgh	1-3 L	5-9-2
17	Nov. 11	@ Philadelphia	3-4 L	5-10-2
18	Nov. 13	@ Toronto	2-2 T	5-10-3
19	Nov. 14	@ New York	1-6 L	5-11-3
20	Nov. 17	@ Chicago	0-3 L	5-12-3
21	Nov. 18	@ Boston	0-5 L	5-13-3
22	Nov. 21	Detroit	2-2 T	5-13-4
23	Nov. 23	Minnesota	1-2 L	5-14-4
24	Nov. 27	Buffalo	5-2 W	6-14-4
25	Nov. 30	Chicago	4-2 W	7-14-4
26	Dec. 4	@ Montreal	0-7 L	7-15-4
27	Dec. 5	@ New York	3-6 L	7-16-4
28	Dec. 7	St. Louis	2-1 W	8-16-4
29	Dec. 11	Boston	2-6 L	8-17-4
30	Dec. 14	Detroit	3-4 L	8-18-4
31	Dec. 17	Montreal	2-6 L	8-19-4
32	Dec. 19	@ Buffalo	1-5 L	8-20-4
33	Dec. 22	@ Detroit	0-3 L	8-21-4
34	Dec. 26	California	6-2 W	9-21-4
35	Dec. 29	@ Los Angeles	1-3 L	9-22-4
36	Jan. 2	Los Angeles	3-6 L	9-23-4
37	Jan. 5	@ Montreal	4-6 L	9-24-4
38	Jan. 8	@ Minnesota	5-1 W	10-24-4
39	Jan. 11	Minnesota	2-2 T	10-24-5

No	Date	Opponent	Score	Record
40	Jan. 14	@ California	3-5 L	10-25-5
41	Jan. 15	California	4-3 W	11-25-5
42	Jan. 19	@ Pittsburgh	6-1 W	12-25-5
43	Jan. 20	@ Buffalo	0-1 L	12-26-5
44	Jan. 22	New York	5-2 W	13-26-5
45	Jan. 27	@ Chicago	0-4 L	13-27-5
46	Jan. 29	Toronto	5-2 W	14-27-5
47	Jan. 30	California	0-2 L	14-28-5
48	Feb. 2	@ California	5-1 W	15-28-5
49	Feb. 4	Chicago	2-6 L	15-29-5
50	Feb. 6	Montreal	2-4 L	15-30-5
51	Feb. 8	Philadelphia	1-3 L	15-31-5
52	Feb. 10	@ Boston	1-9 L	15-32-5
53	Feb. 12	@ St. Louis	4-5 L	15-33-5
54	Feb. 13	@ Pittsburgh	4-6 L	15-34-5
55	Feb. 15	New York	1-5 L	15-35-5
56	Feb. 18	St. Louis	5-2 W	16-35-5
57	Feb. 19	@ Los Angeles	3-5 L	16-36-5
58	Feb. 22	Boston	3-4 L	16-37-5
59	Feb. 24	@ Detroit	0-2 L	16-38-5
60	Feb. 26	@ Toronto	1-7 L	16-39-5
61	Feb. 27	@ Chicago	3-3 T	16-39-6
62	Feb. 29	@ Detroit	2-8 L	16-40-6
63	Mar. 2	@ Boston	3-7 L	16-41-6
64	Mar. 4	@ Montreal	0-5 L	16-42-6
65	Mar. 5	@ New York	1-6 L	16-43-6
66	Mar. 8	Philadelphia	5-6 L	16-44-6
67	Mar. 10	Buffalo	3-2 W	17-44-6
68	Mar. 14	Pittsburgh	4-7 L	17-45-6
69	Mar. 16	@ Minnesota	2-6 L	17-46-6
70	Mar. 17	@ Buffalo	6-2 W	18-46-6
71	Mar. 19	St. Louis	3-3 T	18-46-7
72	Mar. 21	Detroit	5-7 L	18-47-7
73	Mar. 24	Toronto	5-3 W	19-47-7
74	Mar. 26	@ Philadelphia	1-4 L	19-48-7
75	Mar. 28	@ St. Louis	1-2 L	19-49-7
76	Mar. 29	@ Los Angeles	2-4 L	19-50-7
77	Mar. 31	Los Angeles	4-4 T	19-50-8
78	Apr. 2	Minnesota	4-1 W	20-50-8

# 1972.73 SEASON RECORD

## EAST DIVISION FINISH

7th (53 Points)

## COACH

Vic Stasiuk

## GM

Norman Robert Poile

## CAPTAIN

Orland Kurtenbach

## SCORING

Player	GP	G	A	PTS	PIM
Schmautz	77	38	33	71	137
Boudrias	77	30	40	70	24
Lemieux	78	17	35	52	41
Lalonde	77	20	27	47	32
Tannahill	78	22	21	43	21
Guevremont	78	16	26	42	46
Lever	78	12	26	38	49
Tallon	75	13	24	37	83
Wright	71	10	27	37	32
Kearns	72	4	33	37	51
O'Flaherty	78	13	17	30	29
Wilkins	76	11	17	28	133
Kurtenbach	47	9	19	28	38
Mair	NYI 49	2	11	13	41
	VAN 15	1	0	1	8

Player	GP	G	A	PTS	PIM	
Boddy	74	3	11	14	70	
Maki	26	3	10	13	6	
McSheffrey	33	4	4	8	10	
Hargreaves	59	1	6	7	72	
Wilcox	31	3	2	5	15	
Balon	57	3	2	5	22	
Wilson	43	0	1	1	6	
Homenuke	1	0	0	0	0	
Bullock	4	0	0	0	2	
Bolonchuk	15	0	0	0	6	
Goaltender	GPI	MIN	GA	SO	AVG	W-L-T
Wilson	43	2,432	159	1	3.94	13-21-5
Dyck	25	1,297	98	1	4.53	5-17-1
Bullock	14	840	67	0	4.79	3-8-3
McLelland	2	120	10	0	5.00	1-1-0

## RESULTS

No	Date	Opponent	Score	Record
1	Oct. 7	California	3-2 W	1-0-0
2	Oct. 11	@ NY Rangers	3-5 L	1-1-0
3	Oct. 12	@ Philadelphia	3-7 L	1-2-0
4	Oct. 14	@ Minnesota	3-3 T	1-2-1
5	Oct. 17	Chicago	6-3 W	2-2-1
6	Oct. 19	@ Buffalo	0-6 L	2-3-1
7	Oct. 21	@ Montreal	3-5 L	2-4-1
8	Oct. 22	@ Boston	5-4 W	3-4-1
9	Oct. 24	Pittsburgh	0-4 L	3-5-1
10	Oct. 28	Atlanta	1-2 L	3-6-1
11	Oct. 31	@ Los Angeles	1-4 L	3-7-1
12	Nov. 3	NY Islanders	7-2 W	4-7-1
13	Nov. 5	Boston	2-4 L	4-8-1
14	Nov. 8	@ NY Rangers	2-5 L	4-9-1
15	Nov. 11	@ Pittsburgh	4-3 W	5-9-1
16	Nov. 12	@ Atlanta	1-3 L	5-10-1
17	Nov. 14	Detroit	3-3 T	5-10-2
18	Nov. 17	Los Angeles	8-4 W	6-10-2
19	Nov. 19	Buffalo	9-5 W	7-10-2
20	Nov. 21	@ St. Louis	2-4 L	7-11-2
21	Nov. 22	@ Chicago	2-5 L	7-12-2
22	Nov. 24	Montreal	1-9 L	7-13-2
23	Nov. 26	Minnesota	1-3 L	7-14-2
24	Nov. 28	NY Rangers	2-1 W	8-14-2
25	Dec. 1	St. Louis	2-6 L	8-15-2
26	Dec. 5	Toronto	2-5 L	8-16-2
27	Dec. 7	@ Atlanta	2-5 L	8-17-2
28	Dec. 9	@ Toronto	5-5 T	8-17-3
29	Dec. 10	@ Detroit	3-3 T	8-17-4
30	Dec. 12	Chicago	1-5 L	8-18-4
31	Dec. 15	Montreal	2-4 L	8-19-4
32	Dec. 16	California	4-3 W	9-19-4
33	Dec. 20	@ Buffalo	3-6 L	9-20-4
34	Dec. 21	@ NY Islanders	4-4 T	9-20-5
35	Dec. 23	@ Detroit	1-5 L	9-21-5
36	Dec. 26	California	4-3 W	10-21-5
37	Dec. 29	Philadelphia	4-4 T	10-21-6
38	Dec. 30	NY Islanders	5-2 W	11-21-6
39	Jan. 1	Boston	2-8 L	11-22-6

No	Date	Opponent	Score	Record
40	Jan. 3	@ California	3-11 L	11-23-6
41	Jan. 6	@ Pittsburgh	2-4 L	11-24-6
42	Jan. 7	@ Atlanta	2-5 L	11-25-6
43	Jan. 9	St. Louis	3-0 W	12-25-6
44	Jan. 12	Detroit	1-7 L	12-26-6
45	Jan. 14	Montreal	0-3 L	12-27-6
46	Jan. 16	Toronto	6-4 W	13-27-6
47	Jan. 19	Los Angeles	0-4 L	13-28-6
48	Jan. 20	NY Rangers	3-4 L	13-29-6
49	Jan. 24	@ Chicago	3-3 T	13-29-7
50	Jan. 26	NY Islanders	5-1 W	14-29-7
51	Jan. 27	St. Louis	1-3 L	14-30-7
52	Feb. 1	@ Philadelphia	4-5 L	14-31-7
53	Feb. 3	@ Toronto	2-1 W	15-31-7
54	Feb. 4	@ Detroit	2-8 L	15-32-7
55	Feb. 6	@ St. Louis	1-5 L	15-33-7
56	Feb. 9	Philadelphia	5-10 L	15-34-7
57	Feb. 11	@ Minnesota	3-6 L	15-35-7
58	Feb. 13	@ Boston	3-7 L	15-36-7
59	Feb. 14	@ Pittsburgh	2-6 L	15-37-7
60	Feb. 16	Atlanta	5-0 W	16-37-7
61	Feb. 17	Detroit	2-2 T	16-37-8
62	Feb. 20	Boston	6-7 L	16-38-8
63	Feb. 22	@ Buffalo	1-3 L	16-39-8
64	Feb. 24	@ Montreal	3-7 L	16-40-8
65	Feb. 28	@ Toronto	2-7 L	16-41-8
66	Mar. 3	@ NY Islanders	3-9 L	16-42-8
67	Mar. 4	@ NY Rangers	4-3 W	17-42-8
68	Mar. 9	Buffalo	5-2 W	18-42-8
69	Mar. 10	Chicago	2-4 L	18-43-8
70	Mar. 14	@ California	5-2 W	19-43-8
71	Mar. 16	Los Angeles	4-2 W	20-43-8
72	Mar. 17	Pittsburgh	6-1 W	21-43-8
73	Mar. 21	@ Montreal	2-3 L	21-44-8
74	Mar. 22	@ Philadelphia	0-9 L	21-45-8
75	Mar. 25	Toronto	7-4 W	22-45-8
76	Mar. 27	@ Minnesota	3-4 L	22-46-8
77	Mar. 30	Minnesota	3-3 T	22-46-9
78	Mar. 31	@ Los Angeles	3-6 L	22-47-9



# 1973.74 SEASON RECORD

## EAST DIVISION FINISH

7th (59 Points)

## COACH

Bill McCreary

## GM

Hal Laycoe.  
Phil Maloney

## CAPTAIN

Orland Kurtenbach

## SCORING

Player	GP	G	A	PTS	PIM
Boudrias	78	16	59	75	18
Ververgaert	78	26	31	57	25
Lever	78	23	25	48	28
Schmautz	49	26	19	45	58
O'Flaherty	78	22	20	42	18
Guevremont	72	15	24	39	34
Dunn	68	11	22	33	76
Wilkins	78	3	28	31	123
Oddleifson	BOS 49	10	11	21	25
	VAN 21	3	5	8	19
Bordeleau	68	11	13	24	20
Dailey	76	7	17	24	143
Lemieux	72	5	17	22	23
Kurtenbach	52	8	13	21	30
Tannahill	33	8	12	20	4
Gould	BUF 30	4	2	6	2
	VAN 45	9	10	19	8
Kearns	52	4	13	17	30
McSheffrey	54	9	3	12	34
Boddy	53	2	10	12	59
Korab	31	4	7	11	64

Player	GP	G	A	PTS	PIM
Pratt	BUF 33	0	7	7	52
	VAN 45	3	8	11	44
Lalonde	36	3	4	7	18
Wright	20	3	3	6	11
Mair	6	1	3	4	0
Lampman	STL 15	1	0	1	0
	VAN 14	1	0	1	0
Seguin	1	1	0	1	0
McCord	3	0	0	0	6
Sobchuk	1	0	0	0	0
Folco	2	0	0	0	0
Gloor	2	0	0	0	0
L. Gould	2	0	0	0	0
Stone	2	0	0	0	0
O'Neil	5	0	0	0	0
Caron	10	0	0	0	2
Smith	65	0	0	0	47

Goaltender	GPI	MIN	GA	SO	AVG	W-L-T
Smith	65	3,632	208	3	3.44	20-33-8
Dyck	12	583	45	0	4.63	2-5-2
Caron	10	465	38	0	4.90	2-5-1

## RESULTS

No	Date	Opponent	Score	Record
1	Oct. 10	@ Boston	4-6 L	0-1-0
2	Oct. 13	@ Montreal	4-3 L	0-2-0
3	Oct. 14	@ Buffalo	0-1 W	1-2-0
4	Oct. 17	@ Chicago	3-5 L	1-3-0
5	Oct. 19	Philadelphia	2-1 W	2-3-0
6	Oct. 23	Atlanta	3-0 W	3-3-0
7	Oct. 26	Detroit	8-3 W	4-3-0
8	Oct. 30	NY Rangers	3-3 T	4-3-1
9	Nov. 2	St. Louis	1-3 L	4-4-1
10	Nov. 6	Buffalo	3-2 W	5-4-1
11	Nov. 9	Chicago	0-4 L	5-5-1
12	Nov. 11	@ Boston	2-4 L	5-6-1
13	Nov. 13	@ St. Louis	1-6 L	5-7-1
14	Nov. 14	@ Minnesota	3-6 L	5-8-1
15	Nov. 16	Toronto	3-3 T	5-8-2
16	Nov. 17	Philadelphia	2-2 T	5-8-3
17	Nov. 21	@ Pittsburgh	4-5 L	5-9-3
18	Nov. 23	@ Atlanta	1-4 L	5-10-3
19	Nov. 25	@ NY Rangers	0-5 L	5-11-3
20	Nov. 27	@ St. Louis	2-2 T	5-11-4
21	Nov. 30	Minnesota	4-5 L	5-12-4
22	Dec. 4	Los Angeles	2-3 L	5-13-4
23	Dec. 7	Atlanta	0-2 L	5-14-4
24	Dec. 8	Pittsburgh	3-2 W	6-14-4
25	Dec. 11	Montreal	2-2 T	6-14-5
26	Dec. 15	@ Boston	2-7 L	6-15-5
27	Dec. 16	@ Detroit	5-7 L	6-16-5
28	Dec. 18	@ NY Islanders	2-2 T	6-16-6
29	Dec. 20	@ Philadelphia	3-9 L	6-17-6
30	Dec. 22	@ Toronto	6-4 W	7-17-6
31	Dec. 23	@ Chicago	2-6 L	7-18-6
32	Dec. 26	California	6-4 W	8-18-6
33	Dec. 28	Minnesota	3-5 L	8-19-6
34	Dec. 29	NY Islanders	3-4 L	8-20-6
35	Jan. 1	Boston	2-2 T	8-20-7
36	Jan. 3	@ NY Islanders	2-3 L	8-21-7
37	Jan. 5	@ Montreal	3-5 L	8-22-7
38	Jan. 6	@ Buffalo	3-6 L	8-23-7
39	Jan. 8	St. Louis	1-3 L	8-24-7

No	Date	Opponent	Score	Record
40	Jan. 11	@ California	3-2 W	9-24-7
41	Jan. 12	NY Rangers	1-6 L	9-25-7
42	Jan. 15	Toronto	4-2 W	10-25-7
43	Jan. 18	Pittsburgh	2-6 L	10-26-7
44	Jan. 20	@ Chicago	2-7 L	10-27-7
45	Jan. 22	Philadelphia	2-3 L	10-28-7
46	Jan. 25	Minnesota	4-5 L	10-29-7
47	Jan. 27	@ Buffalo	3-2 W	11-29-7
48	Jan. 30	@ Detroit	7-3 W	12-29-7
49	Feb. 2	NY Islanders	2-2 T	12-29-8
50	Feb. 6	@ California	2-4 L	12-30-8
51	Feb. 9	Detroit	5-4 W	13-30-8
52	Feb. 10	Buffalo	5-2 W	14-30-8
53	Feb. 12	@ St. Louis	3-2 W	15-30-8
54	Feb. 13	@ Minnesota	3-3 T	15-30-9
55	Feb. 15	Boston	2-4 L	15-31-9
56	Feb. 16	NY Rangers	4-9 L	15-32-9
57	Feb. 19	@ Los Angeles	4-3 W	16-32-9
58	Feb. 21	@ Montreal	2-5 L	16-33-9
59	Feb. 23	@ Toronto	4-3 W	17-33-9
60	Feb. 26	@ NY Islanders	1-1 T	17-33-10
61	Feb. 27	@ NY Rangers	2-4 L	17-34-10
62	Mar. 2	@ Pittsburgh	1-6 L	17-35-10
63	Mar. 3	@ Atlanta	3-5 L	17-36-10
64	Mar. 8	Buffalo	2-4 L	17-37-10
65	Mar. 9	Chicago	4-4 T	17-37-11
66	Mar. 12	Detroit	1-2 L	17-38-11
67	Mar. 15	Atlanta	3-0 W	18-38-11
68	Mar. 16	Pittsburgh	6-8 L	18-39-11
69	Mar. 20	@ NY Rangers	7-5 W	19-39-11
70	Mar. 21	@ Philadelphia	1-3 L	19-40-11
71	Mar. 23	@ Los Angeles	0-5 L	19-41-11
72	Mar. 24	Toronto	3-2 W	20-41-11
73	Mar. 26	Montreal	3-4 L	20-42-11
74	Mar. 30	NY Islanders	4-2 W	21-42-11
75	Mar. 31	California	7-0 W	22-42-11
76	Apr. 3	@ California	4-1 W	23-42-11
77	Apr. 5	Los Angeles	5-2 W	24-42-11
78	Apr. 6	@ Los Angeles	1-1 L	24-43-11

# 1974.75 SEASON RECORD

## SMYTHE DIVISION FINISH

1st (86 Points)

## COACH

Phil Maloney

## GM

Phil Maloney

## CAPTAIN

Alternates Only

## SCORING

Player	GP	G	A	PTS	PIM
Boudrias	77	16	62	78	46
Lever	80	38	30	68	49
Gould	78	34	31	65	27
Ververgaert	57	19	32	51	25
Oddleifson	60	16	35	51	54
Bordeleau	67	17	31	48	21
Dailey	70	12	36	48	103
Lalonde	74	17	30	47	48
O'Flaherty	80	25	17	42	37
Monahan	79	14	20	34	51
Rochefort	76	18	11	29	2
Robitaille	69	12	15	27	20
Boddy	66	2	23	25	31
Meehan	57	10	15	25	4
DeMarco	PIT 8	2	1	3	4
	VAN 61	10	14	24	21
Pratt	79	5	17	22	145
Grisdale	60	1	12	13	95

Player	GP	G	A	PTS	PIM	
Kearns	49	1	11	12	31	
Sedlbauer	26	3	4	7	17	
Murray	ATL 42	3	3	6	22	
	VAN 13	1	5	6	8	
Snepsts	27	1	2	3	30	
Mair	2	0	1	1	0	
Smith	72	0	1	1	33	
Wilkins	7	0	1	1	6	
Guevremont	2	0	0	0	0	
Dunn	1	0	0	0	11	
Wiley	1	0	0	0	0	
Hurlburt	1	0	0	0	2	
Wilcox	2	0	0	0	0	
Lockett	25	0	0	0	2	
Goaltender	GPI	MIN	GA	SO	AVG	W-L-T
Smith	72	3,828	197	6	3.09	32-24-9
Lockett	25	912	48	2	3.16	6-7-1
Bullock	1	60	4	0	4.00	0-1-0

## RESULTS

No	Date	Opponent	Score	Record
1	Oct. 9	Atlanta	3-3 T	0-0-1
2	Oct. 12	St. Louis	3-5 L	0-1-1
3	Oct. 15	@ St. Louis	6-4 W	1-1-1
4	Oct. 16	@ Minnesota	1-1 T	1-1-2
5	Oct. 19	@ Toronto	5-4 W	2-1-2
6	Oct. 20	@ NY Rangers	1-0 W	3-1-2
7	Oct. 22	Minnesota	2-3 L	3-2-2
8	Oct. 25	Kansas City	5-3 W	4-2-2
9	Oct. 26	Philadelphia	2-3 L	4-3-2
10	Oct. 29	Detroit	7-0 W	5-3-2
11	Nov. 1	Pittsburgh	7-4 W	6-3-2
12	Nov. 5	NY Rangers	2-1 W	7-3-2
13	Nov. 7	@ Kansas City	6-4 W	8-3-2
14	Nov. 9	@ Montreal	3-4 L	8-4-2
15	Nov. 10	@ Detroit	4-2 W	9-4-2
16	Nov. 12	Chicago	1-0 W	10-4-2
17	Nov. 15	Los Angeles	2-2 T	10-4-3
18	Nov. 16	Toronto	5-2 W	11-4-3
19	Nov. 19	St. Louis	6-3 W	12-4-3
20	Nov. 21	@ Philadelphia	4-3 W	13-4-3
21	Nov. 23	@ NY Islanders	3-3 T	13-4-4
22	Nov. 24	@ Boston	4-7 L	13-5-4
23	Nov. 26	@ Kansas City	3-4 L	13-6-4
24	Nov. 27	@ St. Louis	6-1 W	14-6-4
25	Nov. 30	NY Islanders	3-0 W	15-6-4
26	Dec. 3	Minnesota	6-5 W	16-6-4
27	Dec. 6	Atlanta	7-5 W	17-6-4
28	Dec. 8	@ Detroit	2-4 L	17-7-4
29	Dec. 10	California	3-0 W	18-7-4
30	Dec. 12	@ Buffalo	5-3 W	19-7-4
31	Dec. 14	@ Kansas City	2-2 T	19-7-5
32	Dec. 15	@ Chicago	2-4 L	19-8-5
33	Dec. 17	Washington	4-2 W	20-8-5
34	Dec. 20	Montreal	1-6 L	20-9-5
35	Dec. 22	@ California	6-4 W	21-9-5
36	Dec. 26	@ Los Angeles	1-5 L	21-10-5
37	Dec. 28	Boston	6-4 W	22-10-5
38	Jan. 1	Philadelphia	0-2 L	22-11-5
39	Jan. 4	@ Pittsburgh	3-4 L	22-12-5
40	Jan. 5	@ NY Rangers	2-6 L	22-13-5

No	Date	Opponent	Score	Record
41	Jan. 8	@ Toronto	4-6 L	22-14-5
42	Jan. 9	@ Boston	1-5 L	22-15-5
43	Jan. 12	@ Buffalo	1-5 L	22-16-5
44	Jan. 15	@ Chicago	1-2 L	22-17-5
45	Jan. 17	Buffalo	2-4 L	22-18-5
46	Jan. 18	NY Rangers	2-3 L	22-19-5
47	Jan. 23	@ Washington	3-2 W	23-19-5
48	Jan. 24	@ Atlanta	4-1 W	24-19-5
49	Jan. 26	Toronto	6-4 W	25-19-5
50	Jan. 28	Montreal	1-3 L	25-20-5
51	Feb. 1	Washington	5-2 W	26-20-5
52	Feb. 4	Pittsburgh	2-3 L	26-21-5
53	Feb. 7	Chicago	3-1 W	27-21-5
54	Feb. 11	Kansas City	4-0 W	28-21-5
55	Feb. 14	Detroit	5-4 W	29-21-5
56	Feb. 15	Atlanta	3-3 T	29-21-6
57	Feb. 18	Boston	1-3 L	29-22-6
58	Feb. 21	@ NY Islanders	4-1 W	30-22-6
59	Feb. 22	@ Minnesota	1-4 L	30-23-6
60	Feb. 26	@ Montreal	3-4 L	30-24-6
61	Feb. 27	@ Philadelphia	1-3 L	30-25-6
62	Mar. 1	@ Pittsburgh	3-7 L	30-26-6
63	Mar. 2	@ Washington	7-3 W	31-26-6
64	Mar. 4	@ Minnesota	4-6 L	31-27-6
65	Mar. 5	@ St. Louis	2-5 L	31-28-6
66	Mar. 7	Chicago	2-1 W	32-28-6
67	Mar. 8	NY Islanders	5-7 L	32-29-6
68	Mar. 11	Kansas City	3-3 T	32-29-7
69	Mar. 14	Buffalo	5-1 W	33-29-7
70	Mar. 16	@ Chicago	4-3 W	34-29-7
71	Mar. 18	@ NY Islanders	4-4 T	34-29-8
72	Mar. 19	@ NY Rangers	0-3 L	34-30-8
73	Mar. 21	@ Atlanta	4-12 L	34-31-8
74	Mar. 23	St. Louis	3-3 T	34-31-9
75	Mar. 25	Philadelphia	3-5 L	34-32-9
76	Mar. 28	Los Angeles	4-2 W	35-32-9
77	Mar. 29	@ Los Angeles	3-3 T	35-32-10
78	Apr. 1	California	7-0 W	36-32-10
79	Apr. 2	@ California	3-0 W	37-32-10
80	Apr. 4	Minnesota	4-1 W	38-32-10

# 1975.76 SEASON RECORD

## SMYTHE DIVISION FINISH

2nd (81 Points)

## COACH

Phil Maloney

## GM

Phil Maloney

## CAPTAIN

Andre Boudrias

## SCORING

Player	GP	G	A	PTS	PIM
Vervegaert	80	37	34	71	53
Lever	80	25	40	65	93
Oddleifson	80	16	46	62	88
Gould	70	32	27	59	16
Blight	74	25	31	56	29
Kearns	80	5	46	51	48
Lalonde	71	14	36	50	46
Dailey	67	15	24	39	119
O'Flaherty	68	20	18	38	47
Boudrias	71	7	31	38	10
Monahan	66	16	17	33	39
Sedlbauer	56	19	13	32	66
Robitaille	71	8	19	27	69
Snepsts	78	3	15	18	125
Bordeleau	48	5	12	17	6
Walton	10	8	8	16	9

Player	GP	G	A	PTS	PIM	
Boddy	34	5	6	11	33	
DeMarco	34	3	8	11	2	
Richardson	24	3	6	9	19	
Grisdale	38	2	6	8	54	
Murray	65	2	5	7	28	
Pratt	52	1	5	6	72	
Rocheffort	11	0	3	3	0	
Smith	51	0	1	1	24	
Gassoff	4	0	0	0	5	
Lockett	30	0	0	0	6	
Ridley	9	0	0	0	0	
Wiley	2	0	0	0	2	
Goaltender	GPI	MIN	GA	SO	AVG	W-L-T
Ridley	9	500	19	1	2.28	6-0-2
Lockett	30	1,436	83	0	3.47	7-8-7
Smith	51	2,864	167	2	3.50	20-24-6

## RESULTS

No	Date	Opponent	Score	Record
1	Oct. 8	@ Minnesota	3-2 W	1-0-0
2	Oct. 11	@ Kansas City	2-4 L	1-1-0
3	Oct. 12	@ Chicago	0-3 L	1-2-0
4	Oct. 14	Washington	7-2 W	2-2-0
5	Oct. 17	Los Angeles	3-5 L	2-3-0
6	Oct. 19	@ NY Rangers	1-8 L	2-4-0
7	Oct. 21	@ NY Islanders	5-5 T	2-4-1
8	Oct. 22	@ Toronto	2-3 L	2-5-1
9	Oct. 24	Minnesota	4-2 W	3-5-1
10	Oct. 28	Atlanta	2-3 L	3-6-1
11	Oct. 30	@ Buffalo	4-4 T	3-6-2
12	Nov. 1	@ St. Louis	3-3 T	3-6-3
13	Nov. 2	@ Chicago	1-6 L	3-7-3
14	Nov. 4	NY Rangers	2-4 L	3-8-3
15	Nov. 8	Boston	4-2 W	4-8-3
16	Nov. 11	Toronto	3-2 W	5-8-3
17	Nov. 15	NY Islanders	4-3 W	6-8-3
18	Nov. 18	@ Atlanta	2-2 T	6-8-4
19	Nov. 19	@ Washington	5-2 W	7-8-4
20	Nov. 22	Chicago	1-1 T	7-8-5
21	Nov. 25	Buffalo	5-0 W	8-8-5
22	Nov. 26	@ California	1-2 L	8-9-5
23	Nov. 29	@ Montreal	4-6 L	8-10-5
24	Nov. 30	@ Philadelphia	3-5 L	8-11-5
25	Dec. 3	Detroit	9-1 W	9-11-5
26	Dec. 5	Atlanta	2-6 L	9-12-5
27	Dec. 9	St. Louis	5-3 W	10-12-5
28	Dec. 14	@ Boston	2-3 L	10-13-5
29	Dec. 17	@ Kansas City	5-6 L	10-14-5
30	Dec. 19	Pittsburgh	5-1 W	11-14-5
31	Dec. 20	Montreal	2-2 T	11-14-6
32	Dec. 27	@ St. Louis	2-4 L	11-15-6
33	Dec. 28	@ Detroit	3-2 W	12-15-6
34	Dec. 30	Kansas City	5-2 W	13-15-6
35	Jan. 2	Boston	4-4 T	13-15-7
36	Jan. 4	@ Detroit	4-3 W	14-15-7
37	Jan. 6	@ Washington	5-3 W	15-15-7
38	Jan. 8	@ Buffalo	5-8 L	15-16-7
39	Jan. 10	@ Pittsburgh	3-3 T	15-16-8
40	Jan. 11	@ Atlanta	2-5 L	15-17-8

No	Date	Opponent	Score	Record
41	Jan. 14	NY Rangers	5-1 W	16-17-8
42	Jan. 16	Chicago	1-2 L	16-18-8
43	Jan. 17	California	3-5 L	16-19-8
44	Jan. 21	@ Minnesota	1-5 L	16-20-8
45	Jan. 23	Minnesota	8-3 W	17-20-8
46	Jan. 24	Toronto	5-5 T	17-20-9
47	Jan. 27	Montreal	2-2 T	17-20-10
48	Jan. 30	Washington	4-2 W	18-20-10
49	Feb. 1	@ Chicago	3-2 W	19-20-10
50	Feb. 3	Buffalo	2-1 W	20-20-10
51	Feb. 5	@ Philadelphia	1-6 L	20-21-10
52	Feb. 6	@ St. Louis	3-5 L	20-22-10
53	Feb. 8	Pittsburgh	3-7 L	20-23-10
54	Feb. 10	NY Islanders	3-2 W	21-23-10
55	Feb. 12	@ Montreal	6-4 W	22-23-10
56	Feb. 14	@ Toronto	4-3 W	23-23-10
57	Feb. 17	Philadelphia	2-2 T	23-23-11
58	Feb. 18*	Philadelphia	4-6 L	23-24-11
59	Feb. 20	Minnesota	7-0 W	24-24-11
60	Feb. 21	St. Louis	5-4 W	25-24-11
61	Feb. 24	Chicago	1-4 L	25-25-11
62	Feb. 28	@ Pittsburgh	4-5 L	25-26-11
63	Feb. 29	@ Boston	3-5 L	25-27-11
64	Mar. 3	@ NY Rangers	3-3 T	25-27-12
65	Mar. 4	@ NY Islanders	3-3 T	25-27-13
66	Mar. 6	@ Kansas City	5-3 W	26-27-13
67	Mar. 7	@ Minnesota	4-3 W	27-27-13
68	Mar. 9	@ Los Angeles	1-6 L	27-28-13
69	Mar. 10	Kansas City	3-1 W	28-28-13
70	Mar. 13	NY Rangers	3-7 L	28-29-13
71	Mar. 16	Detroit	4-2 W	29-29-13
72	Mar. 18	@ Philadelphia	2-3 L	29-30-13
73	Mar. 19	@ Atlanta	2-2 T	29-30-14
74	Mar. 21	St. Louis	2-5 L	29-31-14
75	Mar. 23	NY Islanders	5-2 W	30-31-14
76	Mar. 26	Los Angeles	4-3 W	31-31-14
77	Mar. 27	@ Los Angeles	3-7 L	31-32-14
78	Mar. 30	California	4-4 T	31-32-15
79	Apr. 2	@ California	5-0 W	32-32-15
80	Apr. 4	Kansas City	5-2 W	33-32-15

\*Ppd. from Dec. 12

# 1976.77 SEASON RECORD

## SMYTHE DIVISION FINISH

4th (63 Points)

## COACH

Phil Maloney  
Orland Kurtenbach

## GM

Phil Maloney

## CAPTAIN

Chris Oddleifson

## SCORING

Player	GP	G	A	PTS	PIM
Blight	78	28	40	68	32
Kearns	80	5	55	60	60
Lever	80	27	30	57	28
Ververgaert	79	27	18	45	38
Monahan	VAN 76	18	26	44	48
TOR 1	0	0	0	0	0
Graves	ATL 25	8	5	13	17
VAN 54	10	20	30	17	
Oddleifson	80	14	26	40	81
Sedlbauer	70	18	20	38	29
Sanderson	STL 32	8	13	21	26
VAN 16	7	9	16	30	
Lalonde	68	17	15	32	39
Walton	40	7	24	31	32
O'Flaherty	72	12	12	24	20
Goodenough	PHI 32	4	13	17	21
VAN 30	2	4	6	27	
Snepsts	79	4	18	22	149
Dailey	44	4	16	20	52
Spruce	51	9	6	15	37
Carriere	ATL 25	2	3	5	16

	VAN	49	1	9	10	55
<b>Player</b>	<b>GP</b>	<b>G</b>	<b>A</b>	<b>PTS</b>	<b>PIM</b>	
J. Gould	25	7	8	15	2	
Ralph Stewart	34	6	8	14	4	
McIlhargey	PHI	40	2	1	3	164
	VAN	21	1	7	8	61
Gassoff	37	6	4	10	35	
Wiley	34	4	6	10	4	
Robitaille	40	0	9	9	21	
Fortier	58	1	3	4	125	
Grisdale	20	0	2	2	20	
Maniago	47	0	1	1	0	
Bullock	1	0	0	0	0	
Manno	2	0	0	0	0	
Flockhart	5	0	0	0	0	
Murray	12	0	0	0	6	
Ridley	37	0	0	0	4	
<b>Goaltender</b>	<b>GPI</b>	<b>MIN</b>	<b>GA</b>	<b>SO</b>	<b>AVG</b>	<b>W-L-T</b>
Maniago	47	2,699	151	1	3.36	17-21-9
Ridley	37	2,074	134	0	3.88	8-21-4
Bullock	1	27	3	0	6.67	0-0-0

## RESULTS

No	Date	Opponent	Score	Record
1	Oct. 6	@ Pittsburgh	5-9 L	0-1-0
2	Oct. 9	@ Montreal	0-3 L	0-2-0
3	Oct. 10	@ Chicago	1-5 L	0-3-0
4	Oct. 13	Washington	4-1 W	1-3-0
5	Oct. 16	St. Louis	3-6 L	1-4-0
6	Oct. 19	@ NY Islanders	1-6 L	1-5-0
7	Oct. 20	@ Buffalo	0-4 L	1-6-0
8	Oct. 22	@ Atlanta	5-3 W	2-6-0
9	Oct. 24	@ NY Rangers	5-4 W	3-6-0
10	Oct. 26	@ St. Louis	2-5 L	3-7-0
11	Oct. 28	Cleveland	3-1 W	4-7-0
12	Oct. 30	Atlanta	3-3 T	4-7-1
13	Nov. 1	NY Islanders	2-3 L	4-8-1
14	Nov. 3	NY Rangers	1-6 L	4-9-1
15	Nov. 5	Los Angeles	4-1 W	5-9-1
16	Nov. 7	@ Boston	1-3 L	5-10-1
17	Nov. 9	@ Washington	2-4 L	5-11-1
18	Nov. 11	@ Philadelphia	4-6 L	5-12-1
19	Nov. 13	Toronto	0-3 L	5-13-1
20	Nov. 17	Buffalo	2-3 L	5-14-1
21	Nov. 19	NY Islanders	4-6 L	5-15-1
22	Nov. 22	NY Rangers	2-3 L	5-16-1
23	Nov. 24	@ Buffalo	4-4 T	5-16-2
24	Nov. 25	@ Boston	2-4 L	5-17-2
25	Nov. 27	Chicago	4-3 W	6-17-2
26	Dec. 1	Detroit	2-5 L	6-18-2
27	Dec. 3	@ Colorado	2-3 L	6-19-2
28	Dec. 5	@ Chicago	4-2 W	7-19-2
29	Dec. 7	@ Washington	3-4 L	7-20-2
30	Dec. 8	@ Toronto	4-3 W	8-20-2
31	Dec. 11	Colorado	4-4 T	8-20-3
32	Dec. 14	Buffalo	3-6 L	8-21-3
33	Dec. 16	@ Detroit	3-7 L	8-22-3
34	Dec. 18	@ Minnesota	3-1 W	9-22-3
35	Dec. 20	Montreal	4-5 L	9-23-3
36	Dec. 22	@ Los Angeles	3-2 W	10-23-3
37	Dec. 23	St. Louis	2-4 L	10-24-3
38	Dec. 27	Philadelphia	1-5 L	10-25-3
39	Dec. 29	Boston	1-8 L	10-26-3
40	Jan. 1	@ NY Islanders	5-1 W	11-26-3

No	Date	Opponent	Score	Record
41	Jan. 2	@ NY Rangers	3-5 L	11-27-3
42	Jan. 4	@ Pittsburgh	2-2 T	11-27-4
43	Jan. 5	@ Atlanta	1-4 L	11-28-4
44	Jan. 7	@ Cleveland	4-8 L	11-29-4
45	Jan. 8	@ St. Louis	5-2 W	12-29-4
46	Jan. 12	Minnesota	5-3 W	13-29-4
47	Jan. 15	Cleveland	2-4 L	13-30-4
48	Jan. 19	Pittsburgh	0-3 L	13-31-4
49	Jan. 21	Toronto	1-3 L	13-32-4
50	Jan. 23	NY Rangers	6-2 W	14-32-4
51	Jan. 27	Chicago	1-1 T	14-32-5
52	Jan. 29	Minnesota	4-3 W	15-32-5
53	Feb. 3	Montreal	4-6 L	15-33-5
54	Feb. 5	@ Minnesota	5-5 T	15-33-6
55	Feb. 6	@ Detroit	2-3 L	15-34-6
56	Feb. 9	@ Montreal	0-6 L	15-35-6
57	Feb. 11	Pittsburgh	3-2 W	16-35-6
58	Feb. 14	NY Islanders	1-2 L	16-36-6
59	Feb. 16	Boston	3-7 L	16-37-6
60	Feb. 19	Atlanta	5-1 W	17-37-6
61	Feb. 21	St. Louis	0-4 L	17-38-6
62	Feb. 24	@ Los Angeles	2-2 T	17-38-7
63	Feb. 26	@ Minnesota	0-3 L	17-39-7
64	Feb. 27	@ Chicago	4-3 W	18-39-7
65	Mar. 2	@ Atlanta	2-1 W	19-39-7
66	Mar. 3	@ Philadelphia	2-5 L	19-40-7
67	Mar. 5	@ Toronto	4-4 T	19-40-8
68	Mar. 9	Washington	5-2 W	20-40-8
69	Mar. 10	Chicago	5-0 W	21-40-8
70	Mar. 12	Colorado	2-2 T	21-40-9
71	Mar. 13	@ Colorado	6-2 W	22-40-9
72	Mar. 15	Detroit	7-1 W	23-40-9
73	Mar. 19	@ St. Louis	4-4 T	23-40-10
74	Mar. 20	@ Colorado	4-1 W	24-40-10
75	Mar. 22	Philadelphia	4-4 T	24-40-11
76	Mar. 25	@ Cleveland	4-4 T	24-40-12
77	Mar. 26	@ Philadelphia	3-9 L	24-41-12
78	Mar. 29	Los Angeles	3-3 T	24-41-13
79	Apr. 1	Colorado	3-6 L	24-42-13
80	Apr. 3	Minnesota	6-3 W	25-42-13

# 1977.78 SEASON RECORD

## SMYTHE DIVISION FINISH

3rd (57 Points)

## COACH

Orland Kurtenbach

## GM

Jake Milford

## CAPTAIN

Don Lever

## SCORING

Player	GP	G	A	PTS	PIM
Walton	65	29	37	66	30
Blight	80	25	38	63	33
Ververgaert	80	21	33	54	23
Lever	75	17	32	49	58
Martin	CHI 7	1	1	2	0
	VAN 67	15	31	46	36
Graves	80	21	26	47	18
Kearns	80	4	43	47	27
Gillis	79	23	18	41	35
Oddleifson	78	17	22	39	64
Sedlbauer	62	18	12	30	25
Monahan	67	10	19	29	28
Alexander	32	8	18	26	6
Snepsts	75	4	16	20	118
Manno	49	5	14	19	29
O'Flaherty	59	6	11	17	15
Gassoff	47	9	6	15	70
Grisdale	42	0	9	9	47
McIlhargey	69	3	5	8	172

Player	GP	G	A	PTS	PIM	
Kannegiesser	42	1	7	8	36	
Goodenough	42	1	6	7	28	
Ralph Stewart	16	2	3	5	0	
McCarthy	PHI 22	1	2	3	21	
	VAN 1	0	0	0	0	
Carriere	7	0	3	3	11	
Callander	PHI 15	2	1	3	5	
	VAN 17	2	0	2	2	
Flockhart	24	0	1	1	12	
Ridley	40	0	1	1	9	
Veysey	1	0	0	0	0	
Bannerman	1	0	0	0	0	
Hanlon	4	0	0	0	2	
Maniago	46	0	0	0	18	
Goaltender	GPI	MIN	GA	SO	AVG	W-L-T
Bannerman	1	20	0	0	0.00	0-0-0
Hanlon	4	200	9	0	2.70	1-2-1
Maniago	46	2,570	172	1	4.02	10-24-8
Ridley	40	2,010	136	0	4.06	9-17-8

## RESULTS

No	Date	Opponent	Score	Record
1	Oct. 12	@ NY Rangers	3-6 L	0-1-0
2	Oct. 14	@ Colorado	4-4 T	0-1-1
3	Oct. 15	@ Minnesota	5-3 W	1-1-1
4	Oct. 18	Detroit	3-2 W	2-1-1
5	Oct. 23	Boston	3-3 T	2-1-2
6	Oct. 25	Los Angeles	3-1 W	3-1-2
7	Oct. 27	NY Islanders	2-3 L	3-2-2
8	Oct. 29	Colorado	2-6 L	3-3-2
9	Nov. 2	Toronto	1-5 L	3-4-2
10	Nov. 4	NY Rangers	1-5 L	3-5-2
11	Nov. 6	@ Philadelphia	2-3 L	3-6-2
12	Nov. 8	@ Colorado	2-6 L	3-7-2
13	Nov. 9	@ St. Louis	6-8 L	3-8-2
14	Nov. 11	Minnesota	4-2 W	4-8-2
15	Nov. 15	Cleveland	5-4 W	5-8-2
16	Nov. 17	@ Boston	4-4 T	5-8-3
17	Nov. 19	@ NY Islanders	2-9 L	5-9-3
18	Nov. 20	@ NY Rangers	3-0 W	6-9-3
19	Nov. 22	Pittsburgh	3-3 T	6-9-4
20	Nov. 26	Chicago	2-2 T	6-9-5
21	Nov. 29	Philadelphia	0-3 L	6-10-5
22	Dec. 2	Atlanta	3-2 W	7-10-5
23	Dec. 4	@ Chicago	6-2 W	8-10-5
24	Dec. 6	@ Washington	5-2 W	9-10-5
25	Dec. 7	@ Atlanta	2-2 T	9-10-6
26	Dec. 10	@ Montreal	2-7 L	9-11-6
27	Dec. 11	@ Buffalo	0-3 L	9-12-6
28	Dec. 13	Washington	3-1 W	10-12-6
29	Dec. 17	Buffalo	5-5 T	10-12-7
30	Dec. 19	@ Los Angeles	2-3 L	10-13-7
31	Dec. 20	Atlanta	2-2 T	10-13-8
32	Dec. 23	Minnesota	5-7 L	10-14-8
33	Dec. 27	NY Islanders	2-4 L	10-15-8
34	Dec. 30	Colorado	2-2 T	10-15-9
35	Jan. 1	@ Chicago	3-2 W	11-15-9
36	Jan. 3	@ NY Islanders	1-4 L	11-16-9
37	Jan. 4	@ Pittsburgh	3-8 L	11-17-9
38	Jan. 6	@ Cleveland	1-6 L	11-18-9
39	Jan. 7	@ Toronto	4-6 L	11-19-9
40	Jan. 11	St. Louis	6-4 W	12-19-9

No	Date	Opponent	Score	Record
41	Jan. 14	Colorado	3-3 T	12-19-10
42	Jan. 17	NY Rangers	4-5 L	12-20-10
43	Jan. 19	Toronto	3-3 T	12-20-11
44	Jan. 21	@ Montreal	1-8 L	12-21-11
45	Jan. 22	@ Buffalo	2-2 T	12-21-12
46	Jan. 26	Philadelphia	2-6 L	12-22-12
47	Jan. 28	St. Louis	8-3 W	13-22-12
48	Jan. 31	Washington	4-2 W	14-22-12
49	Feb. 2	Montreal	4-4 T	14-22-13
50	Feb. 4	Chicago	1-5 L	14-23-13
51	Feb. 7	Atlanta	2-4 L	14-24-13
52	Feb. 9	@ Philadelphia	2-5 L	14-25-13
53	Feb. 11	@ Minnesota	2-3 L	14-26-13
54	Feb. 12	@ Detroit	3-8 L	14-27-13
55	Feb. 14	@ Washington	4-2 W	15-27-13
56	Feb. 15	@ NY Rangers	3-6 L	15-28-13
57	Feb. 17	@ Cleveland	2-3 L	15-29-13
58	Feb. 18	@ St. Louis	3-4 L	15-30-13
59	Feb. 22	Boston	4-6 L	15-31-13
60	Feb. 25	Minnesota	5-1 W	16-31-13
61	Feb. 27	Cleveland	3-3 T	16-31-14
62	Mar. 1	Chicago	3-2 W	17-31-14
63	Mar. 4	@ Toronto	3-4 L	17-32-14
64	Mar. 5	@ Boston	3-6 L	17-33-14
65	Mar. 7	@ NY Islanders	2-5 L	17-34-14
66	Mar. 8	@ Atlanta	3-8 L	17-35-14
67	Mar. 11	@ Pittsburgh	3-1 W	18-35-14
68	Mar. 12	@ Detroit	4-4 T	18-35-15
69	Mar. 15	Pittsburgh	7-4 W	19-35-15
70	Mar. 17	@ Colorado	1-3 L	19-36-15
71	Mar. 18	Detroit	4-5 L	19-37-15
72	Mar. 20	Montreal	1-5 L	19-38-15
73	Mar. 24	Buffalo	2-2 T	19-38-16
74	Mar. 26	@ Chicago	3-4 L	19-39-16
75	Mar. 28	@ Minnesota	4-9 L	19-40-16
76	Mar. 29	@ St. Louis	1-3 L	19-41-16
77	Mar. 31	Philadelphia	2-3 L	19-42-16
78	Apr. 4	St. Louis	3-2 W	20-42-16
79	Apr. 7	Los Angeles	5-5 T	20-42-17
80	Apr. 8	@ Los Angeles	3-5 L	20-43-17



# 1978.79 SEASON RECORD

## SMYTHE DIVISION FINISH

2nd (63 Points)

## COACH

Harry Neale

## GM

Jake Milford

## CAPTAIN

Don Lever, Kevin McCarthy

## SCORING

Player	GP	G	A	PTS	PIM
Sedlbauer	79	40	16	56	26
Gradin	76	20	31	51	22
Lever	71	23	21	44	17
Smyl	62	14	24	38	89
Oddleifson	67	11	26	37	51
Fraser	78	16	19	35	116
Kearns	78	3	31	34	28
Snepsts	76	7	24	31	130
Martin	64	12	14	26	24
Graves	62	11	15	26	14
Ververgaert	35	9	17	26	13
Gillis	78	13	12	25	33
Manno	52	5	16	21	42
Lindgren	64	2	19	21	68
Blight	56	5	10	15	16
Eriksson	35	2	12	14	4
Goodenough	36	4	9	13	18

Player	GP	G	A	PTS	PIM	
Gassoff	34	4	7	11	53	
Derlago	9	4	4	8	2	
Tudor	24	4	4	8	19	
Kozak	28	2	5	7	30	
McIlhargey	53	2	4	6	129	
Callander	32	4	1	5	7	
Grisdale	41	0	3	3	54	
Flockhart	14	1	1	2	0	
Zetterstrom	14	0	1	1	2	
Wilson	17	0	1	1	0	
Hanlon	31	0	1	1	30	
Bromley	38	0	1	1	6	
Smith	2	0	0	0	2	
Goaltender	GPI	MIN	GA	SO	AVG	W-L-T
Hanlon	31	1821	94	3	3.10	12-13-5
Bromley	38	2,144	136	2	3.81	11-19-6
Wilson	17	835	58	0	4.17	2-10-2

## RESULTS

No	Date	Opponent	Score	Record
1	Oct. 11	Colorado	8-2 W	1-0-0
2	Oct. 13	St. Louis	8-4 W	2-0-0
3	Oct. 15	@ Chicago	3-3 T	2-0-1
4	Oct. 17	@ St. Louis	6-8 L	2-1-1
5	Oct. 18	@ Minnesota	2-7 L	2-2-1
6	Oct. 20	Boston	1-5 L	2-3-1
7	Oct. 22	Buffalo	3-2 W	3-3-1
8	Oct. 25	@ NY Rangers	2-6 L	3-4-1
9	Oct. 28	@ NY Islanders	2-5 L	3-5-1
10	Oct. 29	@ Philadelphia	5-2 W	4-5-1
11	Nov. 1	@ Chicago	1-0 W	5-5-1
12	Nov. 3	Toronto	1-3 L	5-6-1
13	Nov. 5	NY Rangers	2-5 L	5-7-1
14	Nov. 7	@ Atlanta	2-4 L	5-8-1
15	Nov. 8	@ Detroit	6-4 W	6-8-1
16	Nov. 10	Minnesota	2-3 L	6-9-1
17	Nov. 12	Philadelphia	0-4 L	6-10-1
18	Nov. 16	Pittsburgh	3-6 L	6-11-1
19	Nov. 18	Montreal	2-4 L	6-12-1
20	Nov. 21	Chicago	5-2 W	7-12-1
21	Nov. 23	@ Colorado	7-2 W	8-12-1
22	Nov. 25	NY Islanders	2-5 L	8-13-1
23	Nov. 28	@ St. Louis	6-3 W	9-13-1
24	Nov. 29	@ Chicago	1-1 T	9-13-2
25	Dec. 1	Detroit	2-1 W	10-13-2
26	Dec. 5	Atlanta	3-0 W	11-13-2
27	Dec. 7	Chicago	4-2 W	12-13-2
28	Dec. 9	Washington	5-7 L	12-14-2
29	Dec. 12	@ Boston	3-7 L	12-15-2
30	Dec. 13	@ Toronto	1-5 L	12-16-2
31	Dec. 16	@ Pittsburgh	5-6 L	12-17-2
32	Dec. 17	@ Buffalo	3-6 L	12-18-2
33	Dec. 19	@ Minnesota	3-5 L	12-19-2
34	Dec. 20	@ Detroit	2-7 L	12-20-2
35	Dec. 23	Los Angeles	2-0 W	13-20-2
36	Dec. 28	Buffalo	3-3 T	13-20-3
37	Dec. 30	@ Los Angeles	0-4 L	13-21-3
38	Jan. 2	@ NY Islanders	0-9 L	13-22-3
39	Jan. 3	@ Pittsburgh	5-3 W	14-22-3
40	Jan. 5	@ NY Rangers	4-6 L	14-23-3

No	Date	Opponent	Score	Record
41	Jan. 6	@ Montreal	0-2 L	14-24-3
42	Jan. 8	@ Toronto	5-1 W	15-24-3
43	Jan. 11	St. Louis	4-3 W	16-24-3
44	Jan. 13	@ St. Louis	3-3 T	16-24-4
45	Jan. 14	@ Washington	3-5 L	16-25-4
46	Jan. 16	Montreal	2-2 T	16-25-5
47	Jan. 19	Toronto	3-3 T	16-25-6
48	Jan. 24	Chicago	0-5 L	16-26-6
49	Jan. 26	St. Louis	4-1 W	17-26-6
50	Jan. 27	@ Colorado	2-2 T	17-26-7
51	Jan. 30	NY Rangers	3-5 L	17-27-7
52	Feb. 1	@ Atlanta	1-4 L	17-28-7
53	Feb. 3	@ Washington	5-1 W	18-28-7
54	Feb. 4	@ Boston	1-6 L	18-29-7
55	Feb. 13	@ St. Louis	3-3 T	18-29-8
56	Feb. 14	@ Minnesota	1-8 L	18-30-8
57	Feb. 17	NY Islanders	3-5 L	18-31-8
58	Feb. 20	Philadelphia	3-3 T	18-31-9
59	Feb. 22	Colorado	0-3 W	19-31-9
60	Feb. 24	Boston	3-4 L	19-32-9
61	Feb. 26	@ Los Angeles	0-2 L	19-33-9
62	Feb. 28	Chicago	4-4 T	19-33-10
63	Mar. 2	Washington	2-6 L	19-34-10
64	Mar. 4	Los Angeles	2-3 L	19-35-10
65	Mar. 7	@ Toronto	0-2 L	19-36-10
66	Mar. 8	@ Montreal	1-11 L	19-37-10
67	Mar. 10	Colorado	1-3 L	19-38-10
68	Mar. 13	Pittsburgh	3-9 L	19-39-10
69	Mar. 15	@ Buffalo	2-4 L	19-40-10
70	Mar. 16	@ Colorado	4-1 W	20-40-10
71	Mar. 18	Atlanta	2-1 W	21-40-10
72	Mar. 21	St. Louis	1-1 T	21-41-11
73	Mar. 23	Buffalo	3-4 L	21-41-11
74	Mar. 25	Minnesota	2-1 W	22-41-11
75	Mar. 27	Detroit	5-2 W	23-41-11
76	Mar. 29	@ Philadelphia	0-5 L	23-42-11
77	Mar. 31	@ Colorado	2-0 W	24-42-11
78	Apr. 1	@ Chicago	2-2 T	24-42-12
79	Apr. 3	Colorado	2-1 W	25-42-12
80	Apr. 6	Minnesota	2-2 T	25-42-13

# 1979.80 SEASON RECORD

## SMYTHE DIVISION FINISH

3rd (70 Points)

## COACH

Harry Neale

## GM

Jake Milford

## CAPTAIN

Kevin McCarthy

## SCORING

Player	GP	G	A	PTS	PIM	Player	GP	G	A	PTS	PIM
Smyl	77	31	47	78	204	Manery	21	2	1	3	15
Gradin	80	30	45	75	22	McIlhargey	24	0	2	2	41
Boldirev	ATL 52	16	24	40	20	Lupul	51	9	11	20	24
	VAN 27	16	11	27	14	Ashton	47	5	14	19	11
Williams	TOR 55	22	18	40	197	Kearns	67	1	18	19	24
	VAN 23	8	5	13	81	Blight	33	12	6	18	54
McCarthy	79	15	30	45	70	Manno	40	3	14	17	14
Fraser	78	17	25	42	143	Hughes	52	2	11	13	181
Lever	51	21	17	38	32	Logan	CHI 12	2	3	5	34
Lindgren	73	5	30	35	66		VAN 33	1	5	6	109
Derlago	54	11	15	26	27	Callander	4	1	1	2	0
Brasar	MIN 22	1	14	15	0	Goodenough	5	0	2	2	2
	VAN 48	9	10	19	7	Hubick	5	0	1	1	0
Gillis	67	13	17	30	108	Minor	5	0	1	1	2
Rota	ATL 44	10	8	18	49	Affleck	5	0	1	1	0
	VAN 26	5	6	11	29	Hanlon	57	0	1	1	43
Oddleifson	75	8	20	28	76	Hazlett	1	0	0	0	0
Snepsts	79	3	20	23	202	Tudor	2	0	0	0	0
Vaive	47	13	8	21	111	Bromley	15	0	0	0	2
Butler	TOR 55	7	8	15	29						
	VAN 23	4	4	8	21						
Sedlbauer	32	10	4	14	7						
Holt	22	1	3	4	80						
Smith	19	1	3	4	50						

## RESULTS

No	Date	Opponent	Score	Record	No	Date	Opponent	Score	Record
1	Oct. 9	St. Louis	2-5 L	0-1-0	41	Jan. 8	@ NY Islanders	0-3 L	15-19-7
2	Oct. 12	Detroit	3-1 W	1-1-0	42	Jan. 9	@ Pittsburgh	2-4 L	15-20-7
3	Oct. 14	@ Edmonton	4-4 T	1-1-1	43	Jan. 11	@ Washington	4-7 L	15-21-7
4	Oct. 17	@ St. Louis	5-1 W	2-1-1	44	Jan. 12	@ Toronto	4-6 L	15-22-7
5	Oct. 18	@ NY Rangers	3-6 L	2-2-1	45	Jan. 16	Atlanta	3-5 L	15-23-7
6	Oct. 20	@ Toronto	0-2 L	2-3-1	46	Jan. 18	Buffalo	2-2 T	15-23-8
7	Oct. 21	@ Buffalo	3-3 T	2-3-2	47	Jan. 22	Colorado	3-5 L	15-24-8
8	Oct. 24	Toronto	5-1 W	3-3-2	48	Jan. 23	NY Rangers	4-6 L	15-25-8
9	Oct. 27	Washington	5-3 W	4-3-2	49	Jan. 27	Toronto	2-5 L	15-26-8
10	Oct. 31	NY Islanders	2-2 T	4-3-3	50	Jan. 29	Montreal	3-4 L	15-27-8
11	Nov. 2	Boston	3-3 T	4-3-4	51	Feb. 2	@ Minnesota	5-4 W	16-27-8
12	Nov. 4	NY Rangers	2-4 L	4-4-4	52	Feb. 3	@ Buffalo	0-3 L	16-28-8
13	Nov. 6	Minnesota	7-7 T	4-4-5	53	Feb. 7	@ Philadelphia	4-1 W	17-28-8
14	Nov. 10	@ Detroit	2-1 W	5-4-5	54	Feb. 9	@ Montreal	4-3 W	18-28-8
15	Nov. 11	@ Philadelphia	4-5 L	5-5-5	55	Feb. 12	@ Hartford	5-5 T	18-28-9
16	Nov. 13	@ Atlanta	5-3 W	6-5-5	56	Feb. 16	Washington	3-5 L	18-29-9
17	Nov. 14	@ Chicago	5-2 W	7-5-5	57	Feb. 17	NY Islanders	4-2 W	19-29-9
18	Nov. 16	Pittsburgh	5-2 W	8-5-5	58	Feb. 19	St. Louis	1-3 L	19-30-9
19	Nov. 18	Montreal	5-2 W	9-5-5	59	Feb. 22	Philadelphia	3-7 L	19-31-9
20	Nov. 20	Los Angeles	1-5 L	9-6-5	60	Feb. 23	Boston	4-4 T	19-31-10
21	Nov. 23	Philadelphia	2-5 L	9-7-5	61	Feb. 26	@ Minnesota	4-5 L	19-32-10
22	Nov. 24	@ Winnipeg	3-5 L	9-8-5	62	Feb. 29	@ Winnipeg	3-3 T	19-32-11
23	Nov. 28	Winnipeg	4-2 W	10-8-5	63	Mar. 1	@ Edmonton	5-2 W	20-32-11
24	Nov. 30	Chicago	1-1 T	10-8-6	64	Mar. 4	Winnipeg	2-1 W	21-32-11
25	Dec. 2	@ Quebec	1-3 L	10-9-6	65	Mar. 5	Chicago	3-3 T	21-32-12
26	Dec. 4	@ NY Islanders	5-1 W	11-9-6	66	Mar. 7	Atlanta	3-9 L	21-33-12
27	Dec. 5	@ Pittsburgh	3-3 T	11-9-7	67	Mar. 9	@ Colorado	4-4 T	21-33-13
28	Dec. 8	@ Detroit	1-5 L	11-10-7	68	Mar. 10	@ Atlanta	5-2 W	22-33-13
29	Dec. 9	@ Boston	3-5 L	11-11-7	69	Mar. 13	@ Hartford	1-3 L	22-34-13
30	Dec. 11	Hartford	5-3 W	12-11-7	70	Mar. 15	@ Boston	2-2 T	22-34-14
31	Dec. 14	Colorado	5-3 W	13-11-7	71	Mar. 16	@ Quebec	3-2 W	23-34-14
32	Dec. 15	@ Los Angeles	3-4 L	13-12-7	72	Mar. 19	Buffalo	3-3 T	23-34-15
33	Dec. 19	@ NY Rangers	3-5 L	13-13-7	73	Mar. 21	Detroit	2-5 L	23-35-15
34	Dec. 21	@ Washington	1-2 L	13-14-7	74	Mar. 23	Quebec	2-6 L	23-36-15
35	Dec. 22	@ Montreal	2-4 L	13-15-7	75	Mar. 25	Pittsburgh	2-4 L	23-37-15
36	Dec. 28	Edmonton	3-5 L	13-16-7	76	Mar. 28	Hartford	4-4 T	23-37-16
37	Dec. 29	Quebec	6-2 W	14-16-7	77	Mar. 30	Minnesota	5-3 W	24-37-16
38	Jan. 3	@ St. Louis	2-6 L	14-17-7	78	Apr. 1	Edmonton	5-0 W	25-37-16
39	Jan. 4	@ Colorado	4-2 W	15-17-7	79	Apr. 3	Los Angeles	4-2 W	26-37-16
40	Jan. 6	@ Chicago	1-3 L	15-18-7	80	Apr. 5	@ Los Angeles	5-3 W	27-37-16

# 1980.81 SEASON RECORD

## SMYTHE DIVISION FINISH

3rd (76 Points)

## COACH

Harry Neale

## GM

Jake Milford

## CAPTAIN

Kevin McCarthy

## SCORING

Player	GP	G	A	PTS	PIM
Gradin	79	21	48	69	34
Smyl	80	25	38	63	171
Brasar	80	22	41	63	8
Williams	77	35	27	62	343
Schmautz	73	27	34	61	137
Boldirev	72	26	33	59	34
MacDonald	EDM 51	19	24	43	27
	VAN 12	5	9	14	10
Rota	80	25	31	56	124
McCarthy	80	16	37	53	85
Fraser	77	25	24	49	118
Ashton	77	18	11	29	57
Lanz	76	7	22	29	40
Butler	80	12	14	26	60
Minor	74	10	14	24	108
Lindgren	52	4	18	22	32
Halward	LA 51	4	15	19	96
	VAN 7	0	1	1	4

Player	GP	G	A	PTS	PIM	
Snepsts	76	3	16	19	212	
Marois	NYR 8	1	2	3	46	
	VAN 50	4	12	16	115	
Kearns	46	1	14	15	28	
Manno	20	0	11	11	30	
Campbell	42	1	8	9	75	
Gillis	11	0	4	4	4	
Christie	9	1	1	2	0	
Lupul	7	0	2	2	2	
Blight	3	1	0	1	4	
Hanlon	17	0	1	1	10	
Bromley	20	0	1	1	0	
Primeau	2	0	0	0	4	
Logan	7	0	0	0	13	
Oddleifson	8	0	0	0	6	
Goaltender	GPI	MIN	GA	SO	AVG	W-L-T
Brodeur	52	3,024	177	0	3.51	17-18-16
Bromley	20	978	62	0	3.80	6-6-4
Hanlon	17	798	59	1	4.44	5-8-0

## RESULTS

No	Date	Opponent	Score	Record
1	Oct. 10	Detroit	5-3 W	1-0-0
2	Oct. 12	Quebec	8-2 W	2-0-0
3	Oct. 15	@ Chicago	2-4 L	2-1-0
4	Oct. 16	@ Philadelphia	5-2 W	3-1-0
5	Oct. 18	@ Montreal	1-4 L	3-2-0
6	Oct. 21	@ NY Islanders	6-3 W	4-2-0
7	Oct. 22	@ NY Rangers	2-3 L	4-3-0
8	Oct. 24	Boston	3-2 W	5-3-0
9	Oct. 26	Toronto	8-5 W	6-3-0
10	Oct. 29	@ Quebec	3-3 T	6-3-1
11	Nov. 1	@ Hartford	4-4 T	6-3-2
12	Nov. 2	@ Buffalo	3-4 L	6-4-2
13	Nov. 5	Edmonton	4-3 W	7-4-2
14	Nov. 7	Minnesota	3-2 W	8-4-2
15	Nov. 8	NY Rangers	6-4 W	9-4-2
16	Nov. 11	St. Louis	2-8 L	9-5-2
17	Nov. 14	Montreal	3-3 T	9-5-3
18	Nov. 16	Los Angeles	2-3 L	9-6-3
19	Nov. 18	Winnipeg	6-1 W	10-6-3
20	Nov. 19	@ Edmonton	6-4 W	11-6-3
21	Nov. 22	@ Hartford	3-4 L	11-7-3
22	Nov. 23	@ NY Rangers	2-2 T	11-7-4
23	Nov. 26	@ Pittsburgh	7-4 W	12-7-4
24	Nov. 28	Chicago	6-4 W	13-7-4
25	Nov. 29	Philadelphia	3-3 T	13-7-5
26	Dec. 3	Hartford	4-4 T	13-7-6
27	Dec. 4	@ Los Angeles	1-3 L	13-8-6
28	Dec. 7	NY Islanders	3-5 L	13-9-6
29	Dec. 9	@ Washington	4-2 W	14-9-6
30	Dec. 10	@ Toronto	8-5 W	15-9-6
31	Dec. 13	@ Boston	2-1 W	16-9-6
32	Dec. 14	@ Buffalo	2-2 T	16-9-7
33	Dec. 17	Montreal	4-4 T	16-9-8
34	Dec. 19	Pittsburgh	10-4 W	17-9-8
35	Dec. 21	Buffalo	3-3 T	17-9-9
36	Dec. 26	Los Angeles	3-6 L	17-10-9
37	Dec. 28	St. Louis	2-3 L	17-11-9
38	Dec. 30	Washington	3-3 T	17-11-10
39	Jan. 2	@ Detroit	2-2 T	17-11-11
40	Jan. 3	@ St. Louis	3-6 L	17-12-11

No	Date	Opponent	Score	Record
41	Jan. 6	@ Colorado	7-3 W	18-12-11
42	Jan. 7	@ Minnesota	1-1 T	18-12-12
43	Jan. 9	@ Winnipeg	4-4 T	18-12-13
44	Jan. 13	Colorado	3-3 T	18-12-14
45	Jan. 16	Detroit	3-1 W	19-12-14
46	Jan. 17	@ Colorado	5-2 W	20-12-14
47	Jan. 20	Toronto	2-2 T	20-12-15
48	Jan. 21	@ Edmonton	1-5 L	20-13-15
49	Jan. 24	NY Rangers	5-7 L	20-14-15
50	Jan. 28	@ Chicago	3-7 L	20-15-15
51	Jan. 29	@ Washington	1-3 L	20-16-15
52	Feb. 1	Calgary	6-2 W	21-16-15
53	Feb. 3	Washington	3-3 T	21-16-16
54	Feb. 7	@ St. Louis	2-9 L	21-17-16
55	Feb. 8	@ Detroit	2-3 L	21-18-16
56	Feb. 12	@ Philadelphia	3-4 L	21-19-16
57	Feb. 14	@ Pittsburgh	2-2 T	21-19-17
58	Feb. 15	@ Minnesota	2-7 L	21-20-17
59	Feb. 18	Boston	5-7 L	21-21-17
60	Feb. 20	Quebec	3-9 L	21-22-17
61	Feb. 22	Calgary	3-5 L	21-23-17
62	Feb. 24	Philadelphia	6-4 W	22-23-17
63	Feb. 26	@ Los Angeles	3-4 L	22-24-17
64	Feb. 27	NY Islanders	1-5 L	22-25-17
65	Mar. 1	Hartford	3-0 W	23-25-17
66	Mar. 4	@ Toronto	5-2 W	24-25-17
67	Mar. 7	@ NY Islanders	1-3 L	24-26-17
68	Mar. 8	@ Boston	1-4 L	24-27-17
69	Mar. 10	@ Calgary	2-11 L	24-28-17
70	Mar. 13	Chicago	5-3 W	25-28-17
71	Mar. 14	Buffalo	2-1 W	26-28-17
72	Mar. 17	Pittsburgh	4-3 W	27-28-17
73	Mar. 21	@ Montreal	3-5 L	27-29-17
74	Mar. 23	@ Quebec	3-3 T	27-29-18
75	Mar. 25	Colorado	4-4 T	27-29-19
76	Mar. 27	@ Winnipeg	10-2 W	28-29-19
77	Mar. 29	Minnesota	2-4 L	28-30-19
78	Apr. 1	Winnipeg	4-4 T	28-30-10
79	Apr. 3	Edmonton	2-7 L	28-31-20
80	Apr. 4	@ Calgary	5-6 L	28-32-20

# 1981.82 SEASON RECORD

## SMYTHE DIVISION FINISH

2nd (77 Points)

## COACH

Harry Neale,  
Roger Neilson

## GM

Jake Milford

## CAPTAIN

Kevin McCarthy

## SCORING

Player	GP	G	A	PTS	PIM
Gradin	76	37	49	86	32
Smyl	80	34	44	78	144
Boldirev	78	33	40	73	45
Fraser	79	28	39	67	175
Hlinka	72	23	37	60	16
Currie	STL 48	18	22	40	17
	VAN 12	5	3	8	2
Molin	72	15	31	46	10
McCarthy	71	6	39	45	84
Rota	51	20	20	40	139
Williams	77	17	21	38	341
MacDonald	59	18	15	33	20
Nil	STL 61	9	12	21	127
	VAN 8	1	2	3	5
Lindgren	75	5	16	21	74
Brasar	53	6	12	18	6
Lupul	41	10	7	17	26
Delorme	59	9	8	17	177

Player	GP	G	A	PTS	PIM
Halward	37	4	13	17	40
Snepsts	68	3	14	17	153
Lanz	39	3	11	14	48
Crawford	40	4	8	12	29
Belland	28	3	6	9	16
Eldebrink	38	1	8	9	21
Campbell	47	0	8	8	131
Butler	25	3	1	4	15
Lemay	5	1	2	3	0
Bubla	23	1	1	2	16
Brodeur	52	0	2	2	0
McDonnell	7	0	1	1	12
Minor	13	0	1	1	6
Schliebener	22	0	1	1	10
Butcher	5	0	0	0	9

Goaltender	GPI	MIN	GA	SO	AVG	W-L-T
Heinz	3	180	9	1	3.00	2-1-0
Brodeur	52	3,010	168	2	3.35	20-18-12
Hanlon	28	1,610	106	1	3.95	8-14-5

## RESULTS

No	Date	Opponent	Score	Record
1	Oct. 6	Colorado	4-2 W	1-0-0
2	Oct. 8	@ Calgary	1-1 T	1-0-1
3	Oct. 9	Edmonton	6-2 W	2-0-1
4	Oct. 11	@ Buffalo	2-2 T	2-0-2
5	Oct. 14	@ NY Rangers	1-2 L	2-1-2
6	Oct. 15	@ NY Islanders	1-4 L	2-2-2
7	Oct. 17	@ Montreal	4-10 L	2-3-2
8	Oct. 19	@ Quebec	3-6 L	2-4-2
9	Oct. 23	Hartford	2-2 T	2-4-3
10	Oct. 25	Pittsburgh	4-6 L	2-5-3
11	Oct. 28	Washington	3-0 W	3-5-3
12	Oct. 31	@ Philadelphia	8-4 W	4-5-3
13	Nov. 1	@ Detroit	1-3 L	4-6-3
14	Nov. 4	@ Hartford	4-1 W	5-6-3
15	Nov. 5	@ Boston	1-2 L	5-7-3
16	Nov. 8	Winnipeg	5-1 W	6-7-3
17	Nov. 11	Quebec	6-5 W	7-7-3
18	Nov. 14	Montreal	1-4 L	7-8-3
19	Nov. 15	@ Calgary	7-4 W	8-8-3
20	Nov. 19	Detroit	8-3 W	9-8-3
21	Nov. 21	@ Edmonton	3-8 L	9-9-3
22	Nov. 22	Colorado	5-5 T	9-9-4
23	Nov. 25	Chicago	6-2 W	10-9-4
24	Nov. 27	@ Colorado	6-3 W	11-9-4
25	Nov. 28	@ Los Angeles	2-3 L	11-10-4
26	Dec. 2	Minnesota	5-0 W	12-10-4
27	Dec. 4	@ Edmonton	3-7 L	12-11-4
28	Dec. 5	Edmonton	3-3 T	12-11-5
29	Dec. 9	NY Islanders	4-3 W	13-11-5
30	Dec. 12	@ Los Angeles	5-7 L	13-12-5
31	Dec. 13	Calgary	6-7 L	13-13-5
32	Dec. 16	Toronto	6-6 T	13-13-6
33	Dec. 18	@ Colorado	1-3 L	13-14-6
34	Dec. 19	@ St. Louis	0-5 L	13-15-6
35	Dec. 22	Minnesota	4-4 T	13-15-7
36	Dec. 23	@ Edmonton	1-6 L	13-16-7
37	Dec. 26	Los Angeles	2-2 T	13-16-8
38	Dec. 29	Boston	3-5 L	13-17-8
39	Dec. 31	Edmonton	3-1 W	14-17-8
40	Jan. 2	@ Washington	2-5 L	14-18-8

No	Date	Opponent	Score	Record
41	Jan. 4	@ NY Islanders	1-4 L	14-19-8
42	Jan. 7	@ NY Rangers	1-4 L	14-20-8
43	Jan. 9	@ Pittsburgh	3-4 L	14-21-8
44	Jan. 10	@ Chicago	2-3 L	14-22-8
45	Jan. 13	Calgary	5-1 W	15-22-8
46	Jan. 15	Los Angeles	3-3 T	15-22-9
47	Jan. 17	Pittsburgh	3-3 T	15-22-10
48	Jan. 19	St. Louis	4-5 L	15-23-10
49	Jan. 22	Edmonton	3-4 L	15-24-10
50	Jan. 24	Los Angeles	5-5 T	15-24-11
51	Jan. 27	Buffalo	4-3 W	16-24-11
52	Jan. 30	Philadelphia	4-2 W	17-24-11
53	Feb. 2	NY Rangers	3-4 L	17-25-11
54	Feb. 3	Toronto	3-1 W	18-25-11
55	Feb. 6	@ Los Angeles	4-5 L	18-26-11
56	Feb. 10	@ Toronto	4-1 W	19-26-11
57	Feb. 11	@ Detroit	4-4 T	19-26-12
58	Feb. 13	@ St. Louis	3-2 W	20-26-12
59	Feb. 15	@ Chicago	4-1 W	21-26-12
60	Feb. 17	Boston	6-3 W	22-26-12
61	Feb. 20	Hartford	4-2 W	23-26-12
62	Feb. 23	Calgary	2-2 T	23-26-13
63	Feb. 25	@ Calgary	4-11 L	23-27-13
64	Feb. 26	@ Colorado	4-3 W	24-27-13
65	Feb. 28	Philadelphia	3-3 T	24-27-14
66	Mar. 3	@ Colorado	2-3 L	24-28-14
67	Mar. 6	@ Minnesota	1-3 L	24-29-14
68	Mar. 7	@ Winnipeg	2-5 L	24-30-14
69	Mar. 10	Buffalo	4-7 L	24-31-14
70	Mar. 11	@ Calgary	3-6 L	24-32-14
71	Mar. 13	@ Edmonton	3-5 L	24-33-14
72	Mar. 17	@ Washington	6-6 T	24-33-15
73	Mar. 18	@ Montreal	4-2 W	25-33-15
74	Mar. 20	@ Quebec	3-3 T	25-33-16
75	Mar. 24	Colorado	5-4 W	26-33-16
76	Mar. 27	Calgary	7-2 W	27-33-16
77	Mar. 28	Winnipeg	5-0 W	28-33-16
78	Mar. 31	Colorado	4-4 T	28-33-17
79	Apr. 3	@ Los Angeles	6-0 W	29-33-17
80	Apr. 4	Los Angeles	7-4 W	30-33-17

# 1982.83 SEASON RECORD

## SMYTHE DIVISION FINISH

3rd (75 Points)

## COACH

Roger Neilson

## GM

Harry Neale

## CAPTAIN

Stan Smyl

## SCORING

Player	GP	G	A	PTS	PIM
Smyl	74	38	50	88	114
Gradin	80	32	54	86	61
Rota	73	42	38	81	88
Hlinka	65	19	44	63	12
Halward	75	19	33	52	83
Lanz	74	10	38	48	46
Sundstrom	74	23	23	46	30
McCarthy	74	12	28	40	88
Molin	58	12	27	39	23
Bubla	72	2	28	30	59
Lupul	40	18	10	28	46
Boldirev	39	5	20	25	12
Nil	65	7	15	22	136
Williams	68	8	13	21	265
Lemay	44	11	9	20	41
Lindgren	64	6	14	20	48
Tanti	CHI 1	1	0	1	0
	VAN 39	8	8	16	16
Butcher	55	1	13	14	105
Kirton	DET 10	1	1	2	6
	VAN 31	4	6	10	4
Fraser	36	6	7	13	99

Player	GP	G	A	PTS	PIM
Delorme	56	5	8	13	87
Snepets	46	2	8	10	80
Crawford	41	4	5	9	28
MacDonald	17	3	4	7	2
Belland	14	2	4	6	4
Minor	39	1	5	6	57
Kulak	4	1	1	2	0
Currie	8	1	1	2	0
Eldebrink	5	1	1	2	0
Garrett	QUE 17	0	1	1	2
	VAN 17	0	1	1	0
Brodeur	58	0	1	1	2
Caprice	1	0	0	0	0
Petit	2	0	0	0	0
Ellacott	12	0	0	0	0

Goaltender	GPI	MIN	GA	SO	AVG	W-L-T
Garrett	VAN 17	934	48	1	3.08	7-6-3
	QUE 17	953	64	0	4.03	6-8-2
Brodeur	58	3,291	208	0	3.79	21-26-8
Ellacott	12	555	41	0	4.43	2-3-4
Caprice	1	20	3	0	9.00	0-0-0

## RESULTS

No	Date	Opponent	Score	Record
1	Oct. 5	NY Islanders	2-1 W	1-0-0
2	Oct. 6	@ Los Angeles	3-3 T	1-0-1
3	Oct. 9	Edmonton	3-6 L	1-1-1
4	Oct. 12	@ Pittsburgh	4-5 L	1-2-1
5	Oct. 14	@ Boston	1-2 L	1-3-1
6	Oct. 16	@ Hartford	5-6 L	1-4-1
7	Oct. 19	@ NY Islanders	4-5 L	1-5-1
8	Oct. 20	@ NY Rangers	5-6 L	1-6-1
9	Oct. 23	Boston	3-2 W	2-6-1
10	Oct. 26	Hartford	8-1 W	3-6-1
11	Oct. 29	Chicago	2-2 T	3-6-2
12	Oct. 31	@ Edmonton	3-2 W	4-6-2
13	Nov. 2	@ Quebec	5-2 W	5-6-2
14	Nov. 4	@ Philadelphia	4-3 W	6-6-2
15	Nov. 6	@ Montreal	2-4 L	6-7-2
16	Nov. 7	@ Buffalo	1-3 L	6-8-2
17	Nov. 10	Los Angeles	4-2 W	7-8-2
18	Nov. 13	@ Winnipeg	2-3 L	7-9-2
19	Nov. 14	@ Winnipeg	5-6 L	7-10-2
20	Nov. 16	Detroit	4-4 T	7-10-3
21	Nov. 20	@ Edmonton	3-3 T	7-10-4
22	Nov. 21	Washington	5-3 W	8-10-4
23	Nov. 23	Quebec	5-2 W	9-10-4
24	Nov. 26	New Jersey	4-4 T	9-10-5
25	Nov. 28	Philadelphia	5-5 T	9-10-6
26	Nov. 30	Los Angeles	2-5 L	9-11-6
27	Dec. 3	Calgary	4-5 L	9-12-6
28	Dec. 5	St. Louis	6-3 W	10-12-6
29	Dec. 8	@ Toronto	7-3 W	11-12-6
30	Dec. 9	@ Minnesota	6-9 L	11-13-6
31	Dec. 11	@ St. Louis	3-1 W	12-13-6
32	Dec. 15	Montreal	2-3 L	12-14-6
33	Dec. 16	@ Calgary	3-2 W	13-14-6
34	Dec. 18	Minnesota	3-3 T	13-14-7
35	Dec. 23	Calgary	3-6 L	13-15-7
36	Dec. 26	@ Los Angeles	2-4 L	13-16-7
37	Dec. 28	Winnipeg	4-4 T	13-16-8
38	Dec. 31	Edmonton	1-8 L	13-17-8
39	Jan. 2	@ New Jersey	1-3 L	13-18-8
40	Jan. 4	@ Philadelphia	1-4 L	13-19-8

No	Date	Opponent	Score	Record
41	Jan. 6	@ Hartford	6-4 W	14-19-8
42	Jan. 7	@ Buffalo	5-5 T	14-19-8
43	Jan. 12	Calgary	4-6 L	14-20-9
44	Jan. 13	@ Calgary	2-5 L	14-21-9
45	Jan. 16	Winnipeg	6-4 W	15-21-9
46	Jan. 18	NY Rangers	3-3 T	15-21-10
47	Jan. 19	@ Edmonton	4-9 L	15-22-10
48	Jan. 22	Edmonton	4-3 W	16-22-10
49	Jan. 25	@ Detroit	2-6 L	16-23-10
50	Jan. 26	@ Chicago	5-1 W	17-23-10
51	Jan. 29	NY Islanders	3-5 L	17-24-10
52	Feb. 1	Montreal	3-7 L	17-25-10
53	Feb. 5	@ Toronto	4-6 L	17-26-10
54	Feb. 6	@ New Jersey	4-4 T	17-26-11
55	Feb. 9	@ Pittsburgh	6-2 W	18-26-11
56	Feb. 13	@ Boston	1-3 L	18-27-11
57	Feb. 15	@ Winnipeg	4-7 L	18-28-11
58	Feb. 18	Washington	1-2 L	18-29-11
59	Feb. 20	Los Angeles	5-2 W	19-29-11
60	Feb. 22	St. Louis	6-3 W	20-29-11
61	Feb. 24	@ Los Angeles	0-8 L	20-30-11
62	Feb. 25	Toronto	1-4 L	20-31-11
63	Feb. 27	Calgary	6-2 W	21-31-11
64	Mar. 1	@ Calgary	1-8 L	21-32-11
65	Mar. 2	@ Winnipeg	3-0 W	22-32-11
66	Mar. 5	Winnipeg	5-4 W	23-32-11
67	Mar. 6	Winnipeg	6-2 W	24-32-11
68	Mar. 8	NY Rangers	7-3 W	25-32-11
69	Mar. 12	Buffalo	8-3 W	26-32-11
70	Mar. 14	@ Minnesota	3-6 L	26-33-11
71	Mar. 16	@ Edmonton	3-4 L	26-34-11
72	Mar. 18	Quebec	7-3 W	27-34-11
73	Mar. 20	Detroit	6-3 W	28-34-11
74	Mar. 21	Pittsburgh	7-1 W	29-34-11
75	Mar. 23	@ Washington	1-3 T	29-34-12
76	Mar. 25	Chicago	3-3 T	29-34-13
77	Mar. 27	Los Angeles	8-4 W	30-34-13
78	Mar. 29	Edmonton	4-7 L	30-35-13
79	Mar. 31	@ Calgary	4-4 T	30-35-14
80	Apr. 3	@ Los Angeles	2-2 T	30-35-15



# 1983.84 SEASON RECORD

## SMYTHE DIVISION FINISH

3rd (73 Points)

## COACH

Roger Neilson,  
Harry Neale

## GM

Harry Neale

## CAPTAIN

Stan Smyl

## SCORING

Player	GP	G	A	PTS	PIM
Sundstrom	78	38	53	91	37
Tanti	79	45	41	86	50
Gradin	75	21	57	78	32
Smyl	80	24	43	67	136
Lanz	79	18	39	57	45
Rota	59	28	20	48	73
Lupul	69	17	27	44	51
Bubla	62	6	33	39	43
McNab	BOS 52	14	16	30	10
	VAN 13	1	6	7	10
Neely	56	16	15	31	57
Williams	67	15	16	31	294
Lemay	56	12	18	30	38
Halward	54	7	16	31	35
Gillis	37	9	13	22	7
Belland	44	7	13	20	24
Snepsts	79	4	16	20	152
McCarthy	47	2	14	16	61
Nil	51	9	6	15	78
Petit	44	6	9	15	53

Player	GP	G	A	PTS	PIM
Molin	42	6	7	13	4
Schliebener	51	2	10	12	48
Currie	18	3	3	6	2
Kirton	26	2	3	5	2
Delorme	64	2	2	4	68
Lanthier	11	2	1	3	2
Lindgren	7	1	2	3	4
Butcher	28	2	0	2	34
Martin	12	0	2	2	6
Brodeur	36	0	2	2	0
Hall	4	1	0	1	6
Crawford	19	0	1	1	9
Lidster	8	0	0	0	4
Minor	9	0	0	0	0
Caprice	19	0	0	0	2
Garrett	29	0	0	0	9

Goaltender	GPI	MIN	GA	SO	AVG	W-L-T
Caprice	19	1,098	62	1	3.39	8-8-2
Brodeur	36	2,110	141	1	4.01	10-21-5
Garrett	29	1,653	113	0	4.10	14-10-2

## RESULTS

No	Date	Opponent	Score	Record
1	Oct. 5	Calgary	3-5 L	0-1-0
2	Oct. 7	Minnesota	10-9 W	1-1-0
3	Oct. 9	Toronto	7-4 W	2-1-0
4	Oct. 11	@ St. Louis	2-3 L	2-2-0
5	Oct. 12	@ Chicago	1-2 L	2-3-0
6	Oct. 15	@ Montreal	4-5 L	2-4-0
7	Oct. 19	Edmonton	7-10 L	2-5-0
8	Oct. 21	New Jersey	5-4 W	3-5-0
9	Oct. 22	@ Edmonton	5-5 T	3-5-1
10	Oct. 25	St. Louis	7-1 W	4-5-1
11	Oct. 28	Hartford	5-4 W	5-5-1
12	Oct. 30	@ Calgary	3-4 L	5-6-1
13	Nov. 1	@ NY Islanders	3-6 L	5-7-1
14	Nov. 4	@ Washington	4-5 L	5-8-1
15	Nov. 5	@ Detroit	3-2 W	6-8-1
16	Nov. 9	Winnipeg	2-7 L	6-9-1
17	Nov. 11	Winnipeg	4-2 W	7-9-1
18	Nov. 13	Montreal	4-3 W	8-9-1
19	Nov. 16	@ Los Angeles	2-5 L	8-10-1
20	Nov. 18	Los Angeles	2-5 L	8-11-1
21	Nov. 20	Los Angeles	8-3 W	9-11-1
22	Nov. 23	@ Winnipeg	4-1 W	10-11-1
23	Nov. 26	Philadelphia	4-5 L	10-12-1
24	Nov. 28	@ NY Rangers	3-3 T	10-12-2
25	Nov. 30	@ Hartford	6-2 W	11-12-2
26	Dec. 1	@ Boston	1-7 L	11-13-2
27	Dec. 3	@ Toronto	5-5 T	11-13-3
28	Dec. 6	NY Islanders	2-5 L	11-14-3
29	Dec. 7	@ Edmonton	4-5 L	11-15-3
30	Dec. 10	Edmonton	3-2 W	12-15-3
31	Dec. 13	Quebec	6-2 W	13-15-3
32	Dec. 16	Calgary	5-3 W	14-15-3
33	Dec. 18	@ Buffalo	2-3 L	14-16-3
34	Dec. 20	@ Quebec	4-6 L	14-17-3
35	Dec. 21	@ Detroit	9-5 W	15-17-3
36	Dec. 26	Los Angeles	4-5 L	15-18-3
37	Dec. 28	Edmonton	2-4 L	15-19-3
38	Dec. 30	@ Calgary	1-5 L	15-20-3
39	Dec. 31	Boston	5-5 T	15-20-4
40	Jan. 3	@ Los Angeles	4-3 W	16-20-4

No	Date	Opponent	Score	Record
41	Jan. 4	@ Los Angeles	3-3 T	16-20-5
42	Jan. 7	@ Minnesota	0-2 L	16-21-5
43	Jan. 8	@ Chicago	0-2 L	16-22-5
44	Jan. 10	@ St. Louis	0-2 L	16-23-5
45	Jan. 13	Washington	4-6 L	16-24-5
46	Jan. 15	Hartford	5-0 W	17-24-5
47	Jan. 17	Buffalo	1-5 L	17-25-5
48	Jan. 18	@ Edmonton	5-7 L	17-26-5
49	Jan. 20	@ Winnipeg	6-6 T	17-26-6
50	Jan. 22	@ Winnipeg	4-6 L	17-27-6
51	Jan. 25	Edmonton	4-6 L	17-28-6
52	Jan. 27	Philadelphia	4-0 W	18-28-6
53	Jan. 29	New Jersey	3-2 W	19-28-6
54	Feb. 2	@ Los Angeles	2-4 L	19-29-6
55	Feb. 4	NY Rangers	4-5 L	19-30-6
56	Feb. 5	@ Calgary	2-4 L	19-31-6
57	Feb. 7	@ Quebec	4-2 W	20-31-6
58	Feb. 9	@ Montreal	7-6 W	21-31-6
59	Feb. 11	@ NY Islanders	4-6 L	21-32-6
60	Feb. 12	@ Philadelphia	6-5 W	22-32-6
61	Feb. 17	Pittsburgh	1-4 L	22-33-6
62	Feb. 19	Calgary	5-2 W	23-33-6
63	Feb. 21	Boston	2-5 L	23-34-6
64	Feb. 23	@ Calgary	2-3 L	23-35-6
65	Feb. 24	Los Angeles	5-3 W	24-35-6
66	Feb. 26	Toronto	4-4 T	24-35-7
67	Feb. 28	@ Washington	3-2 W	25-35-7
68	Feb. 29	@ Pittsburgh	9-5 W	26-35-7
69	Mar. 2	@ New Jersey	2-4 L	26-36-7
70	Mar. 4	@ NY Rangers	5-4 W	27-36-7
71	Mar. 7	Winnipeg	4-3 W	28-36-7
72	Mar. 9	Chicago	4-3 W	29-36-7
73	Mar. 11	@ Edmonton	2-12 L	29-37-7
74	Mar. 13	Pittsburgh	4-3 W	30-37-7
75	Mar. 17	Buffalo	2-5 L	30-38-7
76	Mar. 20	Detroit	3-6 L	30-39-7
77	Mar. 23	@ Winnipeg	4-3 W	31-39-7
78	Mar. 25	Calgary	4-4 T	31-39-8
79	Mar. 28	Winnipeg	5-1 W	32-39-8
80	Mar. 30	Minnesota	3-3 T	32-39-9

# 1984.85 SEASON RECORD

## SMYTHE DIVISION FINISH

5th (59 Points)

## COACH

Bill LaForge,  
Harry Neale

## GM

Harry Neale

## CAPTAIN

Stan Smyl

## SCORING

Player	GP	G	A	PTS	PIM
Sundstrom	71	25	43	68	46
Smyl	80	27	37	64	100
Gradin	76	22	42	64	43
Tanti	68	39	20	59	45
Lemay	74	21	31	52	68
McNab	75	23	25	48	10
Neely	72	21	18	39	137
Skriko	72	21	14	35	10
MacAdam	80	14	20	34	27
Halward	71	7	27	34	82
Petit	69	5	26	31	127
Lidster	78	6	24	30	55
Lupul	66	12	17	29	82
Daigneault	67	4	23	27	69
Kirton	62	17	5	22	21
Lanz	57	2	17	19	69
Bubla	56	2	15	17	54
Gillis	37	5	11	16	23
Butcher	75	3	9	12	152

Player	GP	G	A	PTS	PIM	
Lanthier	27	6	4	10	13	
Belland	13	0	6	6	6	
Hall	7	1	4	5	19	
Delorme	31	1	2	3	51	
Stevens	6	0	3	3	6	
Caprice	28	0	2	2	0	
Martin	12	0	1	1	39	
Brodeur	51	0	1	1	4	
Crawford	1	0	0	0	4	
Holloway	2	0	0	0	0	
Morrison	8	0	0	0	0	
Coxe	9	0	0	0	49	
Garrett	10	0	0	0	14	
Schliebener	11	0	0	0	16	
Goaltender	GPI	MIN	GA	SO	AVG	W-L-T
Brodeur	51	2,930	228	0	4.67	16-27-6
Caprice	28	1,523	122	0	4.81	8-14-3
Garrett	10	407	44	0	6.49	1-5-0

## RESULTS

No	Date	Opponent	Score	Record
1	Oct. 11	Quebec	2-5 L	0-1-0
2	Oct. 13	@ Los Angeles	6-5 W	1-1-0
3	Oct. 14	Calgary	5-7 L	1-2-0
4	Oct. 17	@ Pittsburgh	3-4 L	1-3-0
5	Oct. 18	@ Philadelphia	2-13 L	1-4-0
6	Oct. 20	@ Hartford	2-3 L	1-5-0
7	Oct. 23	@ NY Islanders	5-6 L	1-6-0
8	Oct. 24	@ Chicago	3-9 L	1-7-0
9	Oct. 28	Washington	2-5 L	1-8-0
10	Oct. 30	@ Edmonton	0-7 L	1-9-0
11	Oct. 31	Los Angeles	3-10 L	1-10-0
12	Nov. 3	Chicago	6-4 W	2-10-0
13	Nov. 7	@ Toronto	4-4 T	2-10-1
14	Nov. 9	@ Winnipeg	5-7 L	2-11-1
15	Nov. 10	@ Minnesota	5-5 T	2-11-2
16	Nov. 12	Montreal	3-5 L	2-12-2
17	Nov. 14	Detroit	3-2 W	3-12-2
18	Nov. 16	Pittsburgh	7-6 W	4-12-2
19	Nov. 17	@ Edmonton	0-7 L	4-13-2
20	Nov. 20	St. Louis	1-5 L	4-14-2
21	Nov. 21	@ Calgary	4-6 L	4-15-2
22	Nov. 23	Winnipeg	1-5 L	4-16-2
23	Nov. 25	Calgary	2-4 L	4-17-2
24	Nov. 27	St. Louis	1-6 L	4-18-2
25	Nov. 29	@ Los Angeles	1-12 L	4-19-2
26	Dec. 1	@ Los Angeles	3-6 L	4-20-2
27	Dec. 3	NY Islanders	4-5 L	4-21-2
28	Dec. 8	Edmonton	3-2 W	5-21-2
29	Dec. 11	@ Quebec	4-3 W	6-21-2
30	Dec. 13	@ Montreal	5-4 W	7-21-2
31	Dec. 15	@ Boston	1-2 L	7-22-2
32	Dec. 16	@ Buffalo	2-2 T	7-22-3
33	Dec. 20	@ Calgary	1-9 L	7-23-3
34	Dec. 21	@ Edmonton	3-1 W	8-23-3
35	Dec. 23	Calgary	4-5 L	8-24-3
36	Dec. 26	Los Angeles	3-3 T	8-24-4
37	Dec. 28	Philadelphia	7-7 T	8-25-4
38	Dec. 30	Edmonton	4-7 T	8-25-5
39	Jan. 2	@ NY Rangers	0-6 L	8-26-5
40	Jan. 3	@ New Jersey	6-4 W	9-26-5

No	Date	Opponent	Score	Record
41	Jan. 5	@ Toronto	4-1 W	10-26-5
42	Jan. 8	@ Philadelphia	3-5 L	10-27-5
43	Jan. 9	@ Pittsburgh	4-7 L	10-28-5
44	Jan. 13	Toronto	3-5 L	10-29-5
45	Jan. 15	NY Islanders	6-5 W	11-29-5
46	Jan. 18	Edmonton	4-4 T	11-29-6
47	Jan. 19	@ Edmonton	5-7 L	11-30-6
48	Jan. 21	Calgary	3-3 T	11-30-7
49	Jan. 23	Winnipeg	4-6 L	11-31-7
50	Jan. 25	Winnipeg	7-4 W	12-31-7
51	Jan. 26	@ Calgary	2-6 L	12-32-7
52	Jan. 30	Montreal	5-4 W	13-32-7
53	Feb. 1	Hartford	4-3 W	14-32-7
54	Feb. 3	NY Rangers	4-1 W	15-32-7
55	Feb. 6	@ St. Louis	0-4 L	15-33-7
56	Feb. 8	@ Winnipeg	5-5 T	15-33-8
57	Feb. 10	@ Winnipeg	5-3 W	16-33-8
58	Feb. 16	Boston	3-2 W	17-33-8
59	Feb. 19	New Jersey	7-5 W	18-33-8
60	Feb. 21	Washington	2-6 L	18-34-8
61	Feb. 23	Quebec	5-7 L	18-35-8
62	Feb. 26	@ Washington	2-3 L	18-36-8
63	Feb. 27	@ Detroit	5-11 L	18-37-8
64	Mar. 2	@ Boston	0-5 L	18-38-8
65	Mar. 3	@ Hartford	7-6 W	19-38-8
66	Mar. 6	NY Rangers	3-6 L	19-39-8
67	Mar. 8	Los Angeles	4-3 W	20-39-8
68	Mar. 10	Edmonton	6-3 W	21-39-8
69	Mar. 13	Buffalo	6-4 W	22-39-8
70	Mar. 15	Detroit	5-6 L	22-40-8
71	Mar. 17	Chicago	4-6 L	22-41-8
72	Mar. 20	@ Buffalo	5-4 W	23-41-8
73	Mar. 21	@ New Jersey	3-2 W	24-41-8
74	Mar. 23	@ Winnipeg	4-6 L	24-42-8
75	Mar. 25	@ Minnesota	3-5 L	24-43-8
76	Mar. 27	Winnipeg	3-5 L	24-44-8
77	Mar. 31	Minnesota	3-2 W	25-44-8
78	Apr. 3	@ Calgary	3-5 L	25-45-8
79	Apr. 5	Los Angeles	3-4 L	25-46-8
80	Apr. 6	@ Los Angeles	4-4 T	25-46-9

# 1985.86 SEASON RECORD

## SMYTHE DIVISION FINISH

4th (59 Points)

## COACH

Tom Watt

## GM

Jack Gordon

## CAPTAIN

Stan Smyl

## SCORING

Player	GP	G	A	PTS	PIM
Skriko	80	38	40	78	34
Tanti	77	39	33	72	85
Sundstrom	79	18	48	66	28
Smyl	73	27	35	62	144
Lanz	75	15	38	53	73
Gradin	71	14	27	41	34
Neely	73	14	20	34	126
Halward	70	8	25	33	111
Lemay	48	16	15	31	92
Peterson	77	8	23	31	94
Tambellini	48	15	15	30	12
Bubla	43	6	24	30	30
Lidster	78	12	16	28	56
Daigneault	64	5	23	28	45
Crawford	54	11	14	25	92
Lowry	73	10	8	18	143

Player	GP	G	A	PTS	PIM
Lanthier	62	7	10	17	12
Hall	19	5	5	10	6
Coxe	57	3	5	8	176
Petit	32	1	6	7	27
Lupul	19	4	1	5	12
Sandlak	23	1	3	4	10
Belland	7	1	2	3	4
Cochrane	49	0	3	3	125
Brodeur	64	0	2	2	16
Caprice	7	0	1	1	0
Bruce	12	0	1	1	14
Dunbar	1	0	0	0	2
Young	22	0	0	0	0

Goaltender	GPI	MIN	GA	SO	AVG	W-L-T
Young	22	1,023	61	0	3.58	4-9-3
Brodeur	64	3,541	240	2	4.07	19-31-8
Caprice	7	308	28	0	5.45	0-4-2

## RESULTS

No	Date	Opponent	Score	Record
1	Oct. 10	@ Los Angeles	6-5 W	1-0-0
2	Oct. 12	St. Louis	3-4 L	1-1-0
3	Oct. 14	NY Islanders	4-2 W	2-1-0
4	Oct. 16	Boston	3-3 T	2-1-1
5	Oct. 18	Los Angeles	5-4 W	3-1-1
6	Oct. 20	@ NY Rangers	3-4 L	3-2-1
7	Oct. 22	@ NY Islanders	2-2 T	3-2-2
8	Oct. 23	@ Detroit	5-0 W	4-2-2
9	Oct. 25	@ Buffalo	4-5 L	4-3-2
10	Oct. 27	@ Philadelphia	4-7 L	4-4-2
11	Oct. 30	Toronto	5-3 W	5-4-2
12	Nov. 2	Buffalo	6-2 W	6-4-2
13	Nov. 5	Edmonton	4-6 L	6-5-2
14	Nov. 8	@ Edmonton	0-13 L	6-6-2
15	Nov. 9	@ Winnipeg	7-2 W	7-6-2
16	Nov. 11	Detroit	5-0 W	8-6-2
17	Nov. 13	Pittsburgh	3-6 L	8-7-2
18	Nov. 15	@ Washington	3-5 L	8-8-2
19	Nov. 16	@ St. Louis	5-6 L	8-9-2
20	Nov. 19	@ Detroit	7-5 W	9-9-2
21	Nov. 20	@ Chicago	0-2 L	9-10-2
22	Nov. 22	New Jersey	5-6 L	9-11-2
23	Nov. 26	Chicago	3-5 L	9-12-2
24	Nov. 27	@ Edmonton	5-5 T	9-12-3
25	Nov. 29	Hartford	4-5 L	9-13-3
26	Dec. 2	@ Montreal	0-7 L	9-14-3
27	Dec. 4	@ Quebec	4-5 L	9-15-3
28	Dec. 6	@ New Jersey	1-4 L	9-16-3
29	Dec. 7	@ Washington	1-2 L	9-17-3
30	Dec. 11	Winnipeg	3-6 L	9-18-3
31	Dec. 14	Calgary	4-3 W	10-18-3
32	Dec. 15	@ Edmonton	3-5 L	10-19-3
33	Dec. 17	Washington	4-4 T	10-19-4
34	Dec. 20	Toronto	5-3 W	11-19-4
35	Dec. 21	@ Los Angeles	6-2 W	12-19-4
36	Dec. 23	Winnipeg	5-3 W	13-19-4
37	Dec. 27	Philadelphia	1-6 L	13-20-4
38	Dec. 29	Edmonton	3-5 L	13-21-4
39	Jan. 2	@ Minnesota	2-3 L	13-22-4
40	Jan. 5	@ Winnipeg	0-4 L	13-23-4

No	Date	Opponent	Score	Record
41	Jan. 7	@ Winnipeg	2-2 T	13-23-5
42	Jan. 9	@ Calgary	4-5 L	13-24-5
43	Jan. 10	Hartford	3-4 L	13-25-5
44	Jan. 14	NY Rangers	1-2 L	13-26-5
45	Jan. 17	Los Angeles	7-9 L	13-27-5
46	Jan. 18	@ Los Angeles	4-4 T	13-27-6
47	Jan. 21	New Jersey	5-3 W	14-27-6
48	Jan. 24	Pittsburgh	4-3 W	15-27-6
49	Jan. 29	Calgary	4-4 T	15-27-7
50	Jan. 31	Minnesota	10-5 W	16-27-7
51	Feb. 7	Winnipeg	5-2 W	17-27-7
52	Feb. 9	Winnipeg	3-3 T	17-27-8
53	Feb. 11	@ NY Islanders	0-1 L	17-28-8
54	Feb. 12	@ NY Rangers	2-5 L	17-29-8
55	Feb. 15	@ Pittsburgh	4-9 L	17-30-8
56	Feb. 16	@ Toronto	4-4 T	17-30-9
57	Feb. 18	@ Hartford	4-5 L	17-31-9
58	Feb. 21	Calgary	0-4 L	17-32-9
59	Feb. 23	Boston	1-6 L	17-33-9
60	Feb. 26	Montreal	2-4 L	17-34-9
61	Feb. 28	Philadelphia	3-1 W	18-34-9
62	Mar. 1	@ Calgary	2-3 L	18-35-9
63	Mar. 4	Edmonton	2-6 L	18-36-9
64	Mar. 6	Los Angeles	5-5 T	18-36-10
65	Mar. 8	@ St. Louis	3-7 L	18-37-10
66	Mar. 11	@ Quebec	1-1 T	18-37-11
67	Mar. 12	@ Montreal	2-3 L	18-38-11
68	Mar. 15	@ Boston	1-1 T	18-38-12
69	Mar. 16	@ Chicago	4-5 L	18-39-12
70	Mar. 19	Buffalo	3-4 L	18-40-12
71	Mar. 21	@ Calgary	5-5 T	18-40-13
72	Mar. 22	Minnesota	6-2 W	19-40-13
73	Mar. 24	@ Winnipeg	4-8 L	19-41-13
74	Mar. 26	Quebec	7-6 W	20-41-13
75	Mar. 28	Los Angeles	2-1 W	21-41-13
76	Mar. 30	Calgary	4-2 W	22-41-13
77	Apr. 1	@ Calgary	5-6 L	22-42-13
78	Apr. 2	@ Edmonton	4-8 L	22-43-13
79	Apr. 5	@ Los Angeles	5-3 W	23-43-13
80	Apr. 6	Edmonton	2-3 L	23-44-13

# 1986.87 SEASON RECORD

## SMYTHE DIVISION FINISH

5th (66 Points)

## COACH

Tom Watt

## GM

Jack Gordon

## CAPTAIN

Stan Smyl

## SCORING

Player	GP	G	A	PTS	PIM
Tanti	77	41	38	79	84
Pederson	79	24	52	76	50
Skriko	76	33	41	74	44
Sundstrom	72	29	42	71	40
Lidster	80	12	51	63	40
Smyl	66	20	23	43	84
Sutter	74	20	22	42	113
Tambellini	72	16	20	36	14
Sandlak	78	15	21	36	66
Lemay	52	9	17	26	128
Summanen	EDM 48	10	7	17	15
	VAN 10	4	4	8	0
Petit	69	12	13	25	131
Hodgson	43	9	13	22	25
Peterson	69	7	15	22	77
Butcher	70	5	15	20	207
Lowry	70	8	10	18	176
Richter	78	2	15	17	172
Bruce	50	9	7	16	109
Benning	TOR 5	0	0	0	4
	VAN 54	2	11	13	40

Player	GP	G	A	PTS	PIM
Maxwell	30	1	7	8	28
Lanz	17	1	6	7	10
Crawford	21	0	3	3	67
Halward	10	0	3	3	34
Kulak	28	1	1	2	38
LeBlanc	2	1	0	1	0
Coxe	15	1	0	1	31
Young	8	0	1	1	0
Levie	9	0	1	1	13
Bartel	40	0	1	1	14
Gamble	1	0	0	0	0
Agnew	4	0	0	0	0
Hall	4	0	0	0	0
Cochrane	14	0	0	0	52
Caprice	25	0	0	0	9
Brodeur	53	0	0	0	2

Goaltender	GPI	MIN	GA	SO	AVG	W-L-T
Brodeur	53	2,972	178	1	3.59	20-25-5
Caprice	25	1,390	89	0	3.84	8-11-2
Gamble	1	60	4	0	4.00	0-1-0
Young	8	420	35	0	5.00	1-6-1

## RESULTS

No	Date	Opponent	Score	Record
1	Oct. 11	St. Louis	4-3 W	1-0-0
2	Oct. 13	Quebec	1-7 L	1-1-0
3	Oct. 15	@ New Jersey	2-3 L	1-2-0
4	Oct. 16	@ Philadelphia	2-6 L	1-3-0
5	Oct. 18	@ Minnesota	1-4 L	1-4-0
6	Oct. 22	Boston	5-1 W	2-4-0
7	Oct. 24	Chicago	2-2 T	2-4-1
8	Oct. 26	@ Edmonton	2-3 L	2-5-1
9	Oct. 28	Washington	2-5 L	2-6-1
10	Oct. 31	Edmonton	2-6 L	2-7-1
11	Nov. 2	Montreal	3-5 L	2-8-1
12	Nov. 4	@ Pittsburgh	2-2 T	2-8-2
13	Nov. 5	@ Washington	2-3 L	2-9-2
14	Nov. 7	@ Buffalo	7-6 W	3-9-2
15	Nov. 8	@ Toronto	5-3 W	4-9-2
16	Nov. 11	@ Calgary	3-5 L	4-10-2
17	Nov. 12	Hartford	3-4 L	4-11-2
18	Nov. 14	Winnipeg	2-3 L	4-12-2
19	Nov. 18	Calgary	5-0 W	5-12-2
20	Nov. 21	NY Rangers	5-8 L	5-13-2
21	Nov. 22	@ Edmonton	2-5 L	5-14-2
22	Nov. 25	Los Angeles	11-5 W	6-14-2
23	Nov. 26	@ Los Angeles	5-3 W	7-14-2
24	Nov. 29	Winnipeg	3-6 L	7-15-2
25	Dec. 2	Chicago	2-4 L	7-16-2
26	Dec. 5	NY Islanders	3-4 L	7-17-2
27	Dec. 7	@ Winnipeg	3-1 W	8-17-2
28	Dec. 9	@ Philadelphia	3-6 L	8-18-2
29	Dec. 11	@ Boston	2-4 L	8-19-2
30	Dec. 13	@ Hartford	2-2 T	8-19-3
31	Dec. 14	@ Chicago	7-3 W	9-19-3
32	Dec. 17	Detroit	4-5 L	9-20-3
33	Dec. 19	@ Edmonton	2-4 L	9-21-3
34	Dec. 20	Calgary	3-5 L	9-22-3
35	Dec. 23	Los Angeles	6-4 W	10-22-3
36	Dec. 27	Philadelphia	4-2 W	11-22-3
37	Dec. 30	Edmonton	3-7 L	11-23-3
38	Jan. 2	Los Angeles	3-3 T	11-23-4
39	Jan. 4	@ Winnipeg	2-4 L	11-24-4
40	Jan. 6	@ Quebec	2-3 L	11-25-4

No	Date	Opponent	Score	Record
41	Jan. 7	@ Montreal	3-2 W	12-24-4
42	Jan. 10	@ New Jersey	2-2 T	12-25-5
43	Jan. 11	@ NY Rangers	3-8 L	12-26-5
44	Jan. 14	@ Los Angeles	0-4 L	12-27-5
45	Jan. 16	Calgary	9-5 W	13-27-5
46	Jan. 17	@ Calgary	4-3 W	14-27-5
47	Jan. 19	@ Winnipeg	4-5 L	14-28-5
48	Jan. 21	NY Rangers	5-3 W	15-28-5
49	Jan. 23	Pittsburgh	0-6 L	15-29-5
50	Jan. 27	Edmonton	4-4 T	15-29-6
51	Jan. 28	@ Edmonton	3-7 L	15-30-6
52	Jan. 30	New Jersey	3-4 L	15-31-6
53	Feb. 1	Minnesota	3-4 L	15-32-6
54	Feb. 3	@ Calgary	4-2 W	16-32-6
55	Feb. 4	NY Islanders	4-1 W	17-32-6
56	Feb. 6	St. Louis	2-2 T	17-32-7
57	Feb. 8	Calgary	2-3 L	17-33-7
58	Feb. 14	@ Pittsburgh	3-3 T	17-33-8
59	Feb. 17	@ St. Louis	4-3 W	18-33-8
60	Feb. 18	@ Minnesota	3-7 L	18-34-8
61	Feb. 20	Washington	3-6 L	18-35-8
62	Feb. 22	Toronto	3-2 W	19-35-8
63	Feb. 24	@ Calgary	0-2 L	19-36-8
64	Feb. 26	@ Detroit	4-5 L	19-37-8
65	Feb. 28	@ Toronto	6-8 L	19-38-8
66	Mar. 1	@ Buffalo	4-2 W	20-38-8
67	Mar. 4	Edmonton	5-8 L	20-39-8
68	Mar. 6	Montreal	4-1 W	21-39-8
69	Mar. 8	@ Los Angeles	2-5 L	21-40-8
70	Mar. 10	Detroit	7-4 W	22-40-8
71	Mar. 13	Buffalo	6-4 W	23-40-8
72	Mar. 17	Quebec	4-2 W	24-40-8
73	Mar. 20	Winnipeg	6-5 OTW	25-40-8
74	Mar. 22	@ Winnipeg	2-3 L	25-41-8
75	Mar. 26	@ NY Islanders	5-2 W	26-41-8
76	Mar. 28	@ Boston	1-2 L	26-42-8
77	Mar. 29	@ Hartford	4-7 L	26-43-8
78	Apr. 1	@ Los Angeles	8-3 W	27-43-8
79	Apr. 3	Winnipeg	6-4 W	28-43-8
80	Apr. 5	Los Angeles	5-2 W	29-43-8

# 1987.88 SEASON RECORD

## SMYTHE DIVISION FINISH

5th (59 Points)

## COACH

Bob McCammon

## GM

Pat Quinn

## CAPTAIN

Stan Smyl

## SCORING

Player	GP	G	A	PTS	PIM
Tanti	73	40	37	77	90
Adams	80	36	40	76	30
Pederson	76	19	52	71	92
Skriko	73	30	34	64	32
Smyl	57	12	25	37	110
Lidster	64	4	32	36	105
Benning	77	7	26	33	58
Sandlak	49	16	15	31	81
Sutter	80	15	15	30	165
Wickenheiser	80	7	19	26	36
Boyd	60	7	16	23	64
Butcher	80	6	17	23	285
LeBlanc	41	12	10	22	18
Tambellini	41	11	10	21	8
Saunders	56	7	13	20	10
Coxe	64	5	12	17	186
Lawless	HFD 27	4	5	9	16
	PHI 8	0	5	5	0
	VAN 13	0	1	1	0
Huber	35	4	10	14	40
Kidd	19	4	7	11	25
Bruce	28	7	3	10	57
Hodgson	8	3	7	10	57
Stanley	57	2	7	9	151

Player	GP	G	A	PTS	PIM
Bradley	11	3	5	8	6
Richter	49	2	4	6	224
Melnyk	NYR 14	0	1	1	34
	VAN 49	2	3	5	73
Summanen	9	2	3	5	2
Berry	14	2	3	5	6
Lowry	22	1	3	4	38
Petit	10	0	3	3	35
Woodley	5	2	0	2	17
Bakovic	10	2	0	2	48
Lanthier	5	1	1	2	2
Vilgrain	6	1	1	2	0
McLean	41	0	2	2	8
Agnew	10	0	1	1	16
Caprice	22	0	0	0	6
MacDonald	1	0	0	0	0
Murphy	5	0	0	0	2
Rohlicek	7	0	0	0	4
Stern	15	0	0	0	52
Weeks	9	0	0	0	0

Goaltender	GPI	MIN	GA	SO	AVG	W-L-T
Weeks	9	550	31	0	3.38	4-3-2
McLean	41	2,380	147	1	3.71	11-27-3
Caprice	22	1,250	87	0	4.18	7-10-2
Brodeur	11	670	49	0	4.39	3-6-2

## RESULTS

No	Date	Opponent	Score	Record
1	Oct. 8	St. Louis	8-2 W	1-0-0
2	Oct. 10	NY Islanders	1-7 L	1-1-0
3	Oct. 12	Detroit	2-3 L	1-2-0
4	Oct. 18	@ Los Angeles	4-2 W	2-2-0
5	Oct. 21	Boston	4-5 L	2-3-0
6	Oct. 23	Edmonton	4-5 OT L	2-4-0
7	Oct. 24	@ Edmonton	5-9 L	2-5-0
8	Oct. 27	Washington	2-3 L	2-6-0
9	Oct. 30	Calgary	3-3 T	2-6-1
10	Nov. 1	@ Winnipeg	3-7 L	2-7-1
11	Nov. 3	@ Washington	2-3 L	2-8-1
12	Nov. 5	@ Philadelphia	4-3 W	3-8-1
13	Nov. 7	@ Minnesota	4-1 W	4-8-1
14	Nov. 8	@ Winnipeg	1-3 L	4-9-1
15	Nov. 11	Buffalo	4-4 T	4-9-2
16	Nov. 13	Quebec	6-4 W	5-9-2
17	Nov. 15	@ Calgary	4-8 L	5-10-2
18	Nov. 17	Pittsburgh	6-4 W	6-10-2
19	Nov. 19	@ Detroit	4-1 W	7-10-2
20	Nov. 21	@ St. Louis	1-4 L	7-11-2
21	Nov. 22	@ Chicago	2-3 L	7-12-2
22	Nov. 25	Calgary	2-4 L	7-13-2
23	Nov. 27	New Jersey	4-2 W	8-13-2
24	Dec. 1	@ Quebec	3-1 W	9-13-2
25	Dec. 2	@ Montreal	3-3 T	9-13-3
26	Dec. 5	@ Pittsburgh	3-6 L	9-14-3
27	Dec. 6	@ Buffalo	5-1 W	10-14-3
28	Dec. 8	Minnesota	2-3 L	10-15-3
29	Dec. 11	@ Edmonton	1-2 L	10-16-3
30	Dec. 12	Edmonton	3-6 L	10-17-3
31	Dec. 15	@ Hartford	2-2 T	10-17-4
32	Dec. 17	@ Boston	2-3 OT L	10-18-4
33	Dec. 20	Hartford	3-3 T	10-18-5
34	Dec. 23	Los Angeles	5-1 W	11-18-5
35	Dec. 26	@ Los Angeles	2-3 L	11-19-5
36	Dec. 28	@ Edmonton	3-7 L	11-20-5
37	Dec. 29	Montreal	1-4 L	11-21-5
38	Dec. 31	Winnipeg	2-1 W	12-21-5
39	Jan. 2	Philadelphia	1-4 L	12-22-5
40	Jan. 4	@ Toronto	7-7 T	12-22-6

No	Date	Opponent	Score	Record
41	Jan. 6	@ NY Rangers	2-4 L	12-23-6
42	Jan. 7	@ New Jersey	6-3 W	13-23-6
43	Jan. 9	@ Quebec	3-2 W	14-23-6
44	Jan. 12	Winnipeg	3-5 L	14-24-6
45	Jan. 13	Winnipeg	8-2 W	15-24-6
46	Jan. 15	Calgary	4-4 T	15-24-7
47	Jan. 17	@ Winnipeg	6-5 W	16-24-7
48	Jan. 19	@ Calgary	5-7 L	16-25-7
49	Jan. 22	NY Rangers	3-6 L	16-26-7
50	Jan. 24	@ Chicago	1-3 L	16-27-7
51	Jan. 26	@ St. Louis	6-7 L	16-28-7
52	Jan. 29	Hartford	2-4 L	16-29-7
53	Jan. 30	@ Calgary	3-4 L	16-30-7
54	Feb. 2	Los Angeles	5-2 W	17-30-7
55	Feb. 3	@ Los Angeles	2-7 L	17-31-7
56	Feb. 5	New Jersey	5-1 W	18-31-7
57	Feb. 11	Edmonton	2-7 L	18-32-7
58	Feb. 13	Boston	6-5 W	19-32-7
59	Feb. 14	@ Edmonton	6-7 L	19-33-7
60	Feb. 17	Pittsburgh	5-0 W	20-33-7
61	Feb. 19	Toronto	0-5 L	20-34-7
62	Feb. 21	@ NY Rangers	6-4 W	21-34-7
63	Feb. 23	@ NY Islanders	1-6 L	21-35-7
64	Feb. 24	@ Montreal	4-5 L	21-36-7
65	Feb. 26	Calgary	3-5 L	21-37-7
66	Feb. 28	Los Angeles	0-2 L	21-38-7
67	Mar. 1	Philadelphia	3-7 L	21-39-7
68	Mar. 3	@ Winnipeg	3-4 L	21-40-7
69	Mar. 6	@ Washington	2-7 L	21-41-7
70	Mar. 8	@ NY Islanders	4-7 L	21-42-7
71	Mar. 10	@ Detroit	2-5 L	21-43-7
72	Mar. 12	Edmonton	3-3 T	21-43-8
73	Mar. 13	Buffalo	5-7 L	21-44-8
74	Mar. 16	@ Los Angeles	3-3 T	21-44-9
75	Mar. 18	Los Angeles	5-3 W	22-44-9
76	Mar. 22	Toronto	5-3 W	23-44-9
77	Mar. 25	Chicago	3-2 W	24-44-9
78	Mar. 26	@ Calgary	1-6 L	24-45-9
79	Mar. 29	Winnipeg	2-3 L	24-46-9
80	Apr. 1	Minnesota	6-1 W	25-46-9



# 1988.89 SEASON RECORD

## SMYTHE DIVISION FINISH

4th (74 Points)

## COACH

Bob McCammon

## GM

Pat Quinn

## CAPTAIN

Stan Smyl

## SCORING

Player	GP	G	A	PTS	PIM
Skriko	74	30	36	66	57
Linden	80	30	29	59	41
Reinhart	64	7	50	57	44
Tanti	77	24	25	49	69
Bradley	71	18	27	45	42
Pederson	62	15	26	41	22
Nordmark	80	6	35	41	97
Sandlak	72	20	20	40	99
Bozek	71	17	18	35	64
Adams	61	19	14	33	24
Sutter	75	17	15	32	122
Smyl	75	7	18	25	102
Lidster	63	5	17	22	78
Butcher	78	0	20	20	227
Hodgson	23	4	13	17	25
Adams	EDM 49	4	5	9	82
	VAN 12	4	2	6	35
Bruce	53	7	7	14	65
Melnyk	74	3	11	14	82
Benning	65	3	9	12	48
Smith	EDM 19	1	1	2	9
	VAN 10	3	4	7	4

Player	GP	G	A	PTS	PIM	
Snepsts	59	0	8	8	69	
Bridgman	15	4	3	7	10	
Charbonneau	MTL 9	1	3	4	6	
	VAN 13	0	1	1	6	
Stanley	20	3	1	4	14	
Guy	45	2	2	4	34	
Berry	13	2	1	3	5	
Stern	17	1	0	1	49	
Boyd	2	0	1	1	0	
Murphy	8	0	1	1	2	
McLean	42	0	1	1	6	
Kidd	1	0	0	0	0	
Mazur	1	0	0	0	0	
Rohlicek	2	0	0	0	4	
Hawkins	4	0	0	0	9	
Gamble	5	0	0	0	0	
Weeks	35	0	0	0	4	
Goaltender	GPI	MIN	GA	SO	AVG	W-L-T
Gamble	5	302	12	0	2.38	2-3-0
McLean	42	2,477	127	4	3.08	20-17-3
Weeks	35	2,058	102	0	3.08	11-19-5

## RESULTS

No	Date	Opponent	Score	Record
1	Oct. 6	Winnipeg	2-2 T	0-0-1
2	Oct. 8	Detroit	3-3 T	0-0-2
3	Oct. 10	NY Islanders	2-3 L	0-1-2
4	Oct. 12	@ Edmonton	6-2 W	1-1-2
5	Oct. 14	@ Winnipeg	3-4 OT L	1-2-2
6	Oct. 16	@ NY Rangers	2-3 L	1-3-2
7	Oct. 18	@ NY Islanders	2-3 L	1-4-2
8	Oct. 19	@ New Jersey	4-0 W	2-4-2
9	Oct. 23	Edmonton	6-5 W	3-4-2
10	Oct. 25	Washington	3-4 OT L	3-5-2
11	Oct. 28	Chicago	5-2 W	4-5-2
12	Oct. 30	Calgary	2-1 W	5-5-2
13	Nov. 1	@ Pittsburgh	3-5 L	5-6-2
14	Nov. 3	@ Philadelphia	5-2 W	6-6-2
15	Nov. 5	@ Hartford	3-2 OT W	7-6-2
16	Nov. 6	@ Boston	2-4 L	7-7-2
17	Nov. 9	Hartford	1-1 T	7-7-3
18	Nov. 11	Montreal	1-3 L	7-8-3
19	Nov. 13	Pittsburgh	2-4 L	7-9-3
20	Nov. 15	@ Los Angeles	4-6 L	7-10-3
21	Nov. 17	@ Minnesota	6-7 L	7-11-3
22	Nov. 19	@ St. Louis	3-2 W	8-11-3
23	Nov. 20	@ Chicago	7-4 W	9-11-3
24	Nov. 22	Buffalo	4-2 W	10-11-3
25	Nov. 25	New Jersey	2-2 T	10-11-4
26	Nov. 27	Los Angeles	5-2 W	11-11-4
27	Nov. 29	@ Calgary	3-3 T	11-11-5
28	Nov. 30	@ Edmonton	2-4 L	11-12-5
29	Dec. 2	@ Winnipeg	3-6 L	11-13-5
30	Dec. 6	NY Rangers	3-5 L	11-14-5
31	Dec. 9	Quebec	2-4 L	11-15-5
32	Dec. 11	Winnipeg	8-6 W	12-15-5
33	Dec. 15	@ Calgary	0-2 L	12-16-5
34	Dec. 16	Calgary	3-5 L	12-17-5
35	Dec. 19	Minnesota	5-1 W	13-17-5
36	Dec. 21	@ Edmonton	2-1 W	14-17-5
37	Dec. 23	Los Angeles	2-5 L	14-18-5
38	Dec. 26	Calgary	2-3 OT L	14-19-5
39	Dec. 29	@ Los Angeles	6-3 W	15-19-5
40	Jan. 1	Montreal	0-4 L	15-20-5

No	Date	Opponent	Score	Record
41	Jan. 4	@ Winnipeg	2-4 L	15-21-5
42	Jan. 6	@ Detroit	2-2 T	15-21-6
43	Jan. 7	@ Pittsburgh	7-5 W	16-21-6
44	Jan. 9	@ Toronto	0-3 L	16-22-6
45	Jan. 13	Winnipeg	1-3 L	16-23-6
46	Jan. 15	St. Louis	2-1 W	17-23-6
47	Jan. 17	Philadelphia	5-3 W	18-23-6
48	Jan. 21	NY Rangers	4-5 OT L	18-24-6
49	Jan. 24	Chicago	2-4 L	18-25-6
50	Jan. 26	@ Los Angeles	6-2 W	19-25-6
51	Jan. 29	Calgary	4-4 T	19-25-7
52	Jan. 31	Edmonton	6-2 W	20-25-7
53	Feb. 1	@ Edmonton	3-4 L	20-26-7
54	Feb. 4	@ Calgary	2-5 L	20-27-7
55	Feb. 5	@ Calgary	4-5 L	20-28-7
56	Feb. 9	@ Minnesota	2-3 L	20-29-7
57	Feb. 10	@ Buffalo	4-5 W	21-29-7
58	Feb. 12	@ Philadelphia	3-2 W	22-29-7
59	Feb. 14	Boston	5-2 W	23-29-7
60	Feb. 16	Quebec	3-2 W	24-29-7
61	Feb. 19	Washington	3-2 W	25-29-7
62	Feb. 21	St. Louis	2-0 W	26-29-7
63	Feb. 23	Toronto	2-1 OT W	27-29-7
64	Feb. 26	@ Montreal	2-5 L	27-30-7
65	Feb. 28	@ Quebec	3-2 W	28-30-7
66	Mar. 2	@ Hartford	1-2 L	28-31-7
67	Mar. 4	@ Boston	4-6 L	28-32-7
68	Mar. 5	@ Washington	0-3 L	28-33-7
69	Mar. 8	Winnipeg	3-0 W	29-33-7
70	Mar. 10	Los Angeles	4-2 W	30-33-7
71	Mar. 14	Detroit	2-2 T	30-33-8
72	Mar. 16	Edmonton	3-0 W	31-33-8
73	Mar. 18	NY Islanders	2-1 W	32-33-8
74	Mar. 20	@ New Jersey	1-3 L	32-34-8
75	Mar. 22	@ Toronto	3-5 L	32-35-8
76	Mar. 24	@ Buffalo	2-5 L	32-36-8
77	Mar. 26	@ Winnipeg	7-3 W	33-36-8
78	Mar. 29	Edmonton	2-5 L	33-37-8
79	Apr. 1	@ Los Angeles	4-6 L	33-38-8
80	Apr. 2	Los Angeles	4-5 L	33-39-8

# 1989.90 SEASON RECORD

## SMYTHE DIVISION FINISH

5th (64 Points)

## COACH

Bob McCammon

## GM

Pat Quinn

## CAPTAIN

Stan Smyl

## SCORING

Player	GP	G	A	PTS	PIM
Quinn	PIT 41	9	20	29	22
	VAN 37	16	18	34	27
Reinhart	67	17	40	57	30
Linden	73	21	30	51	43
Adams	65	30	20	50	18
Bradley	67	19	29	48	65
Skriko	77	15	33	48	36
Larionov	74	17	27	44	20
Lidster	80	8	28	36	36
Krutov	61	11	23	34	20
Tanti	41	14	18	32	50
Lumme	MTL 54	1	19	20	41
	VAN 11	3	7	10	8
Sandlak	70	15	8	23	104
Bozek	58	14	9	23	32
McBain	PIT 41	5	9	14	51
	VAN 26	4	5	9	22
	67	9	14	23	73
Butcher	80	6	14	20	205
Sutter	62	9	9	18	133
Smyl	47	1	15	16	71
Nordmark	44	2	11	13	34
Benning	45	3	9	12	26

Player	GP	G	A	PTS	PIM	
Penderson	16	2	7	9	10	
Capuano	PIT 6	0	0	0	2	
	VAN 27	3	5	8	10	
Smith	30	3	4	7	72	
Guy	30	2	5	7	32	
Plavsic	STL 4	0	1	1	2	
	VAN 11	3	2	5	8	
Stern	34	2	3	5	208	
Snepsts	39	1	3	4	26	
Coxe	25	1	4	5	66	
McLean	63	0	3	3	6	
Buskas	17	0	3	3	36	
Murphy	12	1	1	2	0	
Stanley	23	1	1	2	27	
Melnyk	67	0	2	2	91	
Lenardon	8	1	0	1	4	
Hawkins	4	0	0	0	6	
Mazur	5	0	0	0	4	
Agnew	7	0	0	0	36	
Weeks	21	0	0	0	0	
Goaltender	GPI	MIN	GA	SO	AVG	W-L-T
McLean	63	3,739	216	0	3.47	21-30-10
Weeks	21	1,142	79	0	4.15	4-11-4

## RESULTS

No	Date	Opponent	Score	Record
1	Oct. 5	Edmonton	1-4 L	0-1-0
2	Oct. 7	Detroit	5-3 W	1-1-0
3	Oct. 9	NY Islanders	2-5 L	1-2-0
4	Oct. 11	@ Edmonton	5-2 W	2-2-0
5	Oct. 13	Los Angeles	5-6 L	2-3-0
6	Oct. 15	Boston	7-6 W	3-3-0
7	Oct. 18	@ Toronto	3-4 L	3-4-0
8	Oct. 20	@ New Jersey	3-2 W	4-4-0
9	Oct. 21	@ NY Islanders	2-1 W	5-4-0
10	Oct. 23	@ NY Rangers	3-5 L	5-5-0
11	Oct. 27	@ Calgary	5-5 T	5-5-1
12	Oct. 28	Calgary	4-3 W	6-5-1
13	Oct. 31	New Jersey	4-3 W	7-5-1
14	Nov. 3	Winnipeg	2-3 L	7-6-1
15	Nov. 5	Pittsburgh	5-3 W	8-6-1
16	Nov. 8	@ Winnipeg	2-3 OT L	8-7-1
17	Nov. 10	@ Buffalo	2-4 L	8-8-1
18	Nov. 11	@ Quebec	3-2 L	8-9-1
19	Nov. 14	Washington	4-4 T	8-9-2
20	Nov. 16	Chicago	4-3 W	9-9-2
21	Nov. 19	Buffalo	2-2 T	9-9-3
22	Nov. 21	@ Edmonton	3-4 L	9-10-3
23	Nov. 25	@ Los Angeles	4-7 L	9-11-3
24	Nov. 26	Los Angeles	3-3 T	9-11-4
25	Nov. 29	Toronto	2-3 OT L	9-12-4
26	Dec. 1	NY Rangers	3-4 L	9-13-4
27	Dec. 3	Minnesota	6-5 W	10-13-4
28	Dec. 6	@ Los Angeles	4-5 OT L	10-14-4
29	Dec. 9	@ St. Louis	4-6 L	10-15-4
30	Dec. 10	@ Chicago	1-7 L	10-16-4
31	Dec. 12	@ Minnesota	4-2 W	11-16-4
32	Dec. 13	@ Winnipeg	3-3 T	11-16-5
33	Dec. 15	Winnipeg	3-3 T	11-16-6
34	Dec. 17	Quebec	2-2 T	11-16-7
35	Dec. 19	Calgary	1-2 L	11-17-7
36	Dec. 20	@ Calgary	1-2 OT L	11-18-7
37	Dec. 23	@ Los Angeles	1-4 L	11-19-7
38	Dec. 27	Montreal	2-1 W	12-19-7
39	Dec. 31	Philadelphia	2-2 T	12-19-8
40	Jan. 2	@ Detroit	1-4 L	12-20-8

No	Date	Opponent	Score	Record
41	Jan. 4	@ Pittsburgh	3-4 L	12-21-8
42	Jan. 5	@ Washington	5-2 W	13-21-8
43	Jan. 7	@ Montreal	3-5 L	13-22-8
44	Jan. 10	Hartford	1-3 L	13-23-8
45	Jan. 12	St. Louis	2-5 L	13-24-8
46	Jan. 13	Buffalo	3-5 L	13-25-8
47	Jan. 16	@ NY Islanders	0-3 L	13-26-8
48	Jan. 18	@ Philadelphia	3-2 OT W	14-26-8
49	Jan. 19	@ Chicago	2-5 L	14-27-8
50	Jan. 23	Los Angeles	3-3 T	14-27-9
51	Jan. 26	Minnesota	3-6 L	14-28-9
52	Jan. 27	@ Edmonton	2-6 L	14-29-9
53	Jan. 30	Calgary	2-7 L	14-30-9
54	Feb. 1	@ Calgary	3-4 OT L	14-31-9
55	Feb. 2	@ Winnipeg	1-8 L	14-32-9
56	Feb. 4	New Jersey	4-2 W	15-32-9
57	Feb. 6	Winnipeg	5-3 W	16-32-9
58	Feb. 9	@ Hartford	4-1 W	17-32-9
59	Feb. 11	@ Boston	4-2 W	18-32-9
60	Feb. 13	@ Quebec	3-5 L	18-33-9
61	Feb. 14	@ Montreal	1-10 L	18-34-9
62	Feb. 16	Edmonton	2-2 T	18-34-10
63	Feb. 18	Boston	2-7 L	18-35-10
64	Feb. 20	Edmonton	2-4 L	18-36-10
65	Feb. 24	@ Los Angeles	6-4 W	19-36-10
66	Feb. 26	Toronto	5-2 W	20-36-10
67	Feb. 28	Philadelphia	7-7 T	20-36-11
68	Mar. 3	@ Calgary	1-5 L	20-37-11
69	Mar. 4	@ Edmonton	3-6 L	20-38-11
70	Mar. 9	Calgary	4-4 T	20-38-12
71	Mar. 11	Pittsburgh	5-3 W	21-38-12
72	Mar. 13	Hartford	0-1 L	21-39-12
73	Mar. 15	@ St. Louis	6-5 OT W	22-39-12
74	Mar. 17	@ Washington	3-1 W	23-39-12
75	Mar. 18	@ NY Rangers	2-5 L	23-40-12
76	Mar. 20	@ Detroit	4-4 T	23-40-13
77	Mar. 23	@ Winnipeg	4-2 W	24-40-13
78	Mar. 25	Winnipeg	3-3 T	24-40-14
79	Mar. 27	Edmonton	1-4 L	24-41-14
80	Mar. 31	Los Angeles	6-3 W	25-41-14

# 1990.91 SEASON RECORD

## SMYTHE DIVISION FINISH

4th (65 Points)

## COACH

Bob McCammon, Pat Quinn

## GM

Pat Quinn

## CAPTAIN

Dan Quinn, Doug Lidster, Trevor Linden

## SCORING

Player	GP	G	A	PTS	PIM	Player	GP	G	A	PTS	PIM
Linden	80	33	37	70	65	Odjick	45	7	1	8	296
Courtall	STL 66	27	30	57	56	Nordmark	45	2	6	8	63
	VAN 11	6	2	8	8	Guy	39	1	6	7	39
Quinn	64	18	31	49	46	Murphy	42	5	1	6	90
Adams	55	21	24	45	10	Dirk	STL 41	1	3	4	100
Ronning	STL 48	14	18	32	10		VAN 11	1	0	1	20
	VAN 11	6	6	12	0	McBain	13	0	5	5	32
D. Capuano	61	13	31	44	42	Stern	31	2	3	5	171
Lidster	78	6	32	38	77	Murzyn	CGY 19	0	2	2	30
Momesso	STL 59	10	18	28	131		VAN 10	1	0	1	8
	VAN 11	6	2	8	43	Gibson	14	0	3	3	20
Larionov	64	13	21	34	14	Gamble	47	0	1	1	14
Bozek	62	15	17	32	22	Agnew	20	0	0	0	81
Kron	76	12	20	32	21	Brown	1	0	0	0	7
Lumme	80	5	27	32	59	Coxe	7	0	0	0	27
Bradley	44	11	20	31	42	McKichan	1	0	0	0	0
Kurvers	TOR 19	0	3	3	8	Weeks	1	0	0	0	0
	VAN 32	4	23	27	20	Antoski	2	0	0	0	20
Valk	59	10	11	21	67	J. Capuano	3	0	0	0	0
Butcher	69	6	12	18	257	Mason	6	0	0	0	0
Mazur	36	11	7	18	14	McLean	41	0	0	0	4
Nedved	61	10	6	16	20						
Smyl	45	2	12	14	87						
Sandlak	59	7	6	13	125						
Diduck	MTL 32	1	2	3	39						
	VAN 31	3	7	10	66						
Plavsic	48	2	10	12	62						
Skriko	20	4	4	8	8						

## RESULTS

No	Date	Opponent	Score	Record	No	Date	Opponent	Score	Record
1	Oct. 4	@ Calgary	2-3 OT L	0-1-0	41	Dec. 31	@ Winnipeg	1-2 L	17-21-3
2	Oct. 6	@ Los Angeles	6-3 W	1-1-0	42	Jan. 2	@ Hartford	2-5 L	17-22-3
3	Oct. 9	Los Angeles	2-6 L	1-2-0	43	Jan. 3	@ Boston	3-8 L	17-23-3
4	Oct. 12	St. Louis	4-0 W	2-2-0	44	Jan. 5	@ Minnesota	6-5 W	18-23-3
5	Oct. 14	Edmonton	5-4 OT W	3-2-0	45	Jan. 8	Buffalo	3-3 T	18-23-4
6	Oct. 17	Boston	3-1 W	4-2-0	46	Jan. 10	Hartford	4-5 L	18-24-4
7	Oct. 19	@ Winnipeg	5-7 L	4-3-0	47	Jan. 12	@ Los Angeles	2-6 L	18-25-4
8	Oct. 21	@ Quebec	3-2 W	5-3-0	48	Jan. 16	Winnipeg	1-2 L	18-26-4
9	Oct. 23	@ Detroit	0-6 L	5-4-0	49	Jan. 23	Edmonton	6-5 W	19-26-4
10	Oct. 25	@ Boston	2-4 L	5-5-0	50	Jan. 25	Los Angeles	1-5 L	19-27-4
11	Oct. 27	@ Hartford	4-2 W	6-5-0	51	Jan. 26	@ Los Angeles	4-5 L	19-28-4
12	Oct. 30	Washington	1-2 L	6-6-0	52	Jan. 28	Chicago	0-1 L	19-29-4
13	Nov. 1	New Jersey	2-1 W	7-6-0	53	Jan. 30	@ Edmonton	4-9 L	19-30-4
14	Nov. 3	Winnipeg	3-5 L	7-7-0	54	Jan. 31	NY Rangers	3-3 T	19-30-5
15	Nov. 6	Detroit	6-3 W	8-7-0	55	Feb. 2	@ Los Angeles	1-9 L	19-31-5
16	Nov. 8	@ Toronto	5-3 W	9-7-0	56	Feb. 5	@ Washington	3-5 L	19-32-5
17	Nov. 9	@ Buffalo	1-7 L	9-8-0	57	Feb. 7	@ Philadelphia	2-1 W	20-32-5
18	Nov. 11	@ Philadelphia	0-2 L	9-9-0	58	Feb. 8	@ NY Rangers	1-8 L	20-33-5
19	Nov. 14	@ Edmonton	3-5 L	9-10-0	59	Feb. 10	@ New Jersey	0-2 L	20-34-5
20	Nov. 16	NY Islanders	3-2 W	10-10-0	60	Feb. 14	St. Louis	2-3 L	20-35-5
21	Nov. 19	Calgary	4-6 L	10-11-0	61	Feb. 16	Washington	4-2 W	21-35-5
22	Nov. 21	Chicago	4-1 W	11-11-0	62	Feb. 18	Quebec	3-3 T	21-35-6
23	Nov. 23	@ Minnesota	4-6 L	11-12-0	63	Feb. 20	@ Winnipeg	5-5 T	21-35-7
24	Nov. 24	@ St. Louis	3-3 T	11-12-1	64	Feb. 21	@ Calgary	4-6 L	21-36-7
25	Nov. 27	Minnesota	1-1 T	11-12-2	65	Feb. 23	Detroit	5-2 W	22-36-7
26	Nov. 29	Toronto	2-1 W	12-12-2	66	Feb. 25	Calgary	4-2 W	23-36-7
27	Dec. 2	@ Winnipeg	5-1 W	13-12-2	67	Feb. 27	Pittsburgh	4-3 W	24-36-7
28	Dec. 4	@ NY Islanders	4-2 W	14-12-2	68	Mar. 1	Montreal	1-7 L	24-37-7
29	Dec. 5	@ New Jersey	4-9 L	14-13-2	69	Mar. 3	@ Chicago	0-8 L	24-38-7
30	Dec. 7	@ Pittsburgh	2-2 T	14-13-3	70	Mar. 5	@ Pittsburgh	1-4 L	24-39-7
31	Dec. 10	Quebec	2-3 OT L	14-14-3	71	Mar. 7	@ Toronto	3-3 T	24-39-8
32	Dec. 12	@ Edmonton	4-5 L	14-15-3	72	Mar. 9	@ Montreal	2-4 L	24-40-8
33	Dec. 14	NY Rangers	3-5 L	14-16-3	73	Mar. 10	@ Buffalo	7-5 W	25-40-8
34	Dec. 16	Calgary	2-5 L	14-17-3	74	Mar. 13	Philadelphia	4-5 OT L	25-41-8
35	Dec. 18	@ Calgary	3-2 W	15-17-3	75	Mar. 16	NY Islanders	4-4 T	25-41-9
36	Dec. 20	Edmonton	7-4 W	16-17-3	76	Mar. 17	Los Angeles	5-4 OT W	26-41-9
37	Dec. 22	Los Angeles	4-3 W	17-17-3	77	Mar. 20	Calgary	2-3 L	26-42-9
38	Dec. 23	@ Edmonton	3-4 L	17-18-3	78	Mar. 22	Winnipeg	3-1 W	27-42-9
39	Dec. 27	Montreal	5-7 L	17-19-3	79	Mar. 26	@ Calgary	2-7 L	27-43-9
40	Dec. 28	Edmonton	2-5 L	17-20-3	80	Mar. 28	Winnipeg	3-2 OT W	28-43-9

# 1991.92 SEASON RECORD

## SMYTHE DIVISION FINISH

1st (96 Points)

## COACH

Pat Quinn

## GM

Pat Quinn

## CAPTAIN

Trevor Linden

## SCORING

Player	GP	G	A	PTS	PIM
Linden	80	31	44	75	101
Ronning	80	24	47	71	42
Larionov	72	21	44	65	54
Bure	65	34	26	60	30
Adams	76	30	27	57	8
Courtall	70	23	34	57	116
Lumme	75	12	32	44	65
Momesso	58	20	23	43	198
Sandlak	66	16	24	40	176
Fergus	TOR 11	1	3	4	4
	VAN 44	14	20	34	17
Nedved	77	15	22	37	36
Lidster	66	6	23	29	39
Babych	75	5	24	29	63
Diduck	77	6	21	27	229
Valk	65	8	17	25	56
Walter	67	6	11	17	49

Player	GP	G	A	PTS	PIM
Murzyn	70	3	11	14	147
Odjick	65	4	6	10	348
Plavsic	16	1	9	10	14
Dirk	72	2	7	9	126
Gregg	21	1	4	5	24
Kron	36	2	2	4	2
McLean	65	0	4	4	0
McBain	6	1	0	1	0
Murphy	6	0	1	1	6
Bawa	2	0	0	0	0
Antoski	4	0	0	0	29
Mazur	5	0	0	0	2
Gamble	19	0	0	0	8
Agnew	24	0	0	0	56

Goaltender	GPI	MIN	GA	SO	AVG	W-L-T
McLean	65	3,852	176	5	2.74	38-17-9
Gamble	19	1,009	73	0	4.34	4-9-3

## RESULTS

No	Date	Opponent	Score	Record
1	Oct. 4	San Jose	4-3 W	1-0-0
2	Oct. 5	@ San Jose	5-2 W	2-0-0
3	Oct. 8	@ Winnipeg	3-2 OT W	3-0-0
4	Oct. 10	@ Chicago	6-7 L	3-1-0
5	Oct. 12	@ Toronto	2-1 W	4-1-0
6	Oct. 13	@ Buffalo	3-1 W	5-1-0
7	Oct. 17	Boston	3-3 T	5-1-1
8	Oct. 19	Calgary	5-2 W	6-1-1
9	Oct. 21	Toronto	4-1 W	7-1-1
10	Oct. 24	Washington	3-1 W	8-1-1
11	Oct. 26	@ Edmonton	4-5 L	8-2-1
12	Oct. 27	Edmonton	3-6 L	8-3-1
13	Oct. 29	New Jersey	4-3 W	9-3-1
14	Nov. 1	St. Louis	2-3 L	9-4-1
15	Nov. 3	Edmonton	7-2 W	10-4-1
16	Nov. 5	Winnipeg	2-2 T	10-4-2
17	Nov. 7	@ Los Angeles	4-3 W	11-4-2
18	Nov. 10	NY Islanders	6-0 W	12-4-2
19	Nov. 12	Los Angeles	8-2 W	13-4-2
20	Nov. 14	@ Calgary	2-2 T	13-4-3
21	Nov. 16	San Jose	1-0 W	14-4-3
22	Nov. 19	NY Rangers	3-4 L	14-5-3
23	Nov. 21	@ Calgary	2-3 L	14-6-3
24	Nov. 22	Calgary	6-5 OT W	15-6-3
25	Nov. 26	@ San Jose	1-4 L	15-7-3
26	Nov. 29	Chicago	5-2 W	16-7-3
27	Dec. 1	@ Edmonton	0-7 L	16-8-3
28	Dec. 3	@ Quebec	0-3 L	16-9-3
29	Dec. 4	@ Montreal	3-0 W	17-9-3
30	Dec. 7	@ Toronto	3-6 L	17-10-3
31	Dec. 10	Edmonton	4-7 L	17-11-3
32	Dec. 12	Minnesota	7-5 W	18-11-3
33	Dec. 14	@ Los Angeles	4-4 T	18-11-4
34	Dec. 17	Detroit	2-1 W	19-11-4
35	Dec. 19	Winnipeg	3-1 W	20-11-4
36	Dec. 22	Quebec	6-6 T	20-11-5
37	Dec. 27	Philadelphia	1-1 T	20-11-6
38	Dec. 28	@ San Jose	3-2 W	21-11-6
39	Dec. 31	@ Los Angeles	5-3 W	22-11-6
40	Jan. 3	@ Washington	3-3 T	22-11-7

No	Date	Opponent	Score	Record
41	Jan. 4	@ Minnesota	3-4 L	22-12-7
42	Jan. 7	San Jose	4-1 W	23-12-7
43	Jan. 12	Pittsburgh	3-4 L	23-13-7
44	Jan. 14	@ Winnipeg	4-2 W	24-13-7
45	Jan. 15	@ Edmonton	5-3 W	25-13-7
46	Jan. 21	@ Quebec	5-3 W	26-13-7
47	Jan. 23	@ Detroit	3-1 W	27-13-7
48	Jan. 25	@ St. Louis	1-0 OT W	28-13-7
49	Jan. 28	Edmonton	3-5 L	28-14-7
50	Jan. 30	Chicago	4-1 W	29-14-7
51	Feb. 1	Hartford	4-4 T	29-14-8
52	Feb. 4	Montreal	5-3 W	30-14-8
53	Feb. 6	NY Islanders	4-5 OT L	30-15-8
54	Feb. 10	@ Montreal	3-8 L	30-16-8
55	Feb. 12	@ NY Rangers	2-5 L	30-17-8
56	Feb. 13	@ New Jersey	3-5 L	30-18-8
57	Feb. 15	@ NY Islanders	1-3 L	30-19-8
58	Feb. 17	@ NY Rangers	3-3 T	30-19-9
59	Feb. 19	Buffalo	6-5 W	31-19-9
60	Feb. 21	@ San Jose	5-3 W	32-19-9
61	Feb. 23	Boston	2-1 OT W	33-19-9
62	Feb. 25	Los Angeles	3-4 L	33-20-9
63	Feb. 28	Winnipeg	5-3 W	34-20-9
64	Mar. 1	Calgary	11-0 W	35-20-9
65	Mar. 2	St. Louis	3-5 L	35-21-9
66	Mar. 5	@ Boston	2-2 T	35-21-10
67	Mar. 7	@ Hartford	5-1 W	36-21-10
68	Mar. 8	@ Philadelphia	7-3 W	37-21-10
69	Mar. 12	New Jersey	2-1 W	38-21-10
70	Mar. 14	@ Calgary	6-4 W	39-21-10
71	Mar. 18	Hartford	3-2 W	40-21-10
72	Mar. 20	Winnipeg	2-2 T	40-21-11
73	Mar. 22	@ Winnipeg	1-5 L	40-22-11
74	Mar. 24	@ Minnesota	4-2 W	41-22-11
75	Mar. 26	@ Pittsburgh	3-7 L	41-23-11
76	Mar. 28	@ Detroit	1-3 L	41-24-11
77	Mar. 29	@ Washington	4-7 L	41-25-11
78	Apr. 12	Los Angeles	1-6 L	41-26-11
79	Apr. 14	@ Los Angeles	3-2 W	42-26-11
80	Apr. 16	Calgary	4-4 T	42-26-12

# 1992.93 SEASON RECORD

## SMYTHE DIVISION FINISH

1st (101 Points)

## COACH

Pat Quinn

## GM

Pat Quinn

## CAPTAIN

Trevor Linden

## SCORING

Player	GP	G	A	PTS	PIM
Bure	83	60	50	110	69
Ronning	79	29	56	85	30
Courttnall	84	31	46	77	167
Craven	HFD 67	25	42	67	20
	VAN 10	0	10	10	12
Linden	84	33	39	72	64
Nedved	84	38	33	71	96
Adams	53	25	31	56	14
Ward	70	22	30	52	82
Semenov	TB 13	2	3	5	4
	VAN 62	10	34	44	28
Lumme	74	8	36	44	55
Momesso	84	18	20	38	200
Sandlak	59	10	18	28	122
Plavsic	57	6	21	27	53
Slegr	41	4	22	26	109
Lidster	71	6	19	25	36
Diduck	80	6	14	20	171

Player	GP	G	A	PTS	PIM	
Babych	43	3	16	19	44	
Odjick	75	4	13	17	370	
Murzyn	79	5	11	16	196	
Fergus	36	5	9	14	20	
Valk	48	6	7	13	77	
Hunter	QUE 48	5	3	8	94	
	VAN 26	0	4	4	99	
Dirk	69	4	8	12	150	
Walter	25	3	0	3	10	
Whitmore	31	0	3	3	2	
Morin	1	0	1	1	0	
Ratushny	1	0	1	1	2	
McLean	54	0	1	1	16	
Antoski	2	0	0	0	0	
Goaltender	GPI	MIN	GA	SO	AVG	W-L-T
Whitmore	31	1,817	94	1	3.10	18-8-4
McLean	54	3,261	184	3	3.39	28-21-5

## RESULTS

No	Date	Opponent	Score	Record
1	Oct. 6	@ Edmonton	5-4 W	1-0-0
2	Oct. 10	Edmonton	5-2 W	2-0-0
3	Oct. 12	Winnipeg	8-1 W	3-0-0
4	Oct. 16	@ Winnipeg	6-2 W	4-0-0
5	Oct. 18	@ Chicago	1-3 L	4-1-0
6	Oct. 20	@ Pittsburgh	1-5 L	4-2-0
7	Oct. 22	@ Philadelphia	4-4 T	4-2-1
8	Oct. 25	Boston	3-5 L	4-3-1
9	Oct. 28	Washington	4-3 W	5-3-1
10	Oct. 30	Minnesota	2-3 L	5-4-1
11	Nov. 1	@ Calgary	3-5 L	5-5-1
12	Nov. 4	Calgary	5-5 T	5-5-2
13	Nov. 6	Ottawa	4-1 W	6-5-2
14	Nov. 8	Winnipeg	6-1 W	7-5-2
15	Nov. 10	San Jose	6-2 W	8-5-2
16	Nov. 12	@ Los Angeles	4-7 L	8-6-2
17	Nov. 14	@ San Jose	5-2 W	9-6-2
18	Nov. 16	Los Angeles	6-3 W	10-6-2
19	Nov. 18	@ Edmonton	2-4 L	10-7-2
20	Nov. 19	@ Calgary	3-4 L	10-8-2
21	Nov. 21	Edmonton	9-0 W	11-8-2
22	Nov. 23	Chicago	5-2 W	12-8-2
23	Nov. 25	@ Minnesota	4-2 W	13-8-2
24	Nov. 26	@ St. Louis	5-7 L	13-9-2
25	Nov. 28	@ Montreal	6-5 W	14-9-2
26	Dec. 3	Edmonton	4-1 W	15-9-2
27	Dec. 7	St. Louis	4-3 W	16-9-2
28	Dec. 9	San Jose	8-3 W	17-9-2
29	Dec. 13	Quebec	3-3 T	17-9-3
30	Dec. 16	@ Edmonton	2-4 L	17-10-3
31	Dec. 18	San Jose	8-1 W	18-10-3
32	Dec. 19	@ San Jose	6-3 W	19-10-3
33	Dec. 22	@ Los Angeles	6-2 W	20-10-3
34	Dec. 27	Montreal	5-2 W	21-10-3
35	Dec. 29	San Jose	7-5 W	22-10-3
36	Dec. 31	Los Angeles	4-0 W	23-10-3
37	Jan. 2	@ San Jose	2-2 T	23-10-4
38	Jan. 4	Tampa Bay	7-0 W	24-10-4
39	Jan. 6	@ Toronto	5-2 W	25-10-4
40	Jan. 8	@ Detroit	3-6 L	25-11-4
41	Jan. 9	@ NY Islanders	5-4 W	26-11-4
42	Jan. 11	@ NY Rangers	3-3 T	26-11-5

No	Date	Opponent	Score	Record
43	Jan. 12	@ New Jersey	2-3 L	26-12-5
44	Jan. 15	Buffalo	4-1 W	27-12-5
45	Jan. 16	Hartford	8-3 W	28-12-5
46	Jan. 19	Pittsburgh	2-5 L	28-13-5
47	Jan. 21	@ Los Angeles	5-4 W	29-13-5
48	Jan. 23	@ Minnesota	3-3 T	29-13-6
49	Jan. 24	@ Chicago	2-6 L	29-14-6
50	Jan. 27	Chicago	4-4 T	29-14-7
51	Jan. 30	Detroit	4-4 T	29-14-8
52	Feb. 1	Minnesota	4-5 L	29-15-8
53	Feb. 3	Tampa Bay	4-2 W	30-15-8
54	Feb. 9	@ Quebec	5-1 W	31-15-8
55	Feb. 11	@ Toronto	2-5 L	31-16-8
56	Feb. 12	@ Buffalo	3-1 W	32-16-8
57	Feb. 15	@ Los Angeles	0-3 L	32-17-8
58	Feb. 18	Philadelphia	2-3 L	32-18-8
59	Feb. 20	Winnipeg	4-2 W	33-18-8
60	Feb. 22	Toronto	1-8 L	33-19-8
61	Feb. 24	NY Rangers	5-4 W	34-19-8
62	Feb. 26	@ Winnipeg	7-4 W	35-19-8
63	Mar. 1	@ Buffalo	5-2 W	36-19-8
64	Mar. 2	@ Washington	3-3 T	36-19-9
65	Mar. 4	@ Boston	3-4 L	36-20-9
66	Mar. 6	@ Hartford	1-5 L	36-21-9
67	Mar. 9	New Jersey	7-2 W	37-21-9
68	Mar. 11	Minnesota	3-4 L	37-22-9
69	Mar. 12	@ Winnipeg	3-2 W	38-22-9
70	Mar. 14	@ Calgary	2-3 L	38-23-9
71	Mar. 18	Winnipeg	2-5 L	38-24-9
72	Mar. 20	NY Islanders	2-7 L	38-25-9
73	Mar. 22	St. Louis	1-3 L	38-26-9
74	Mar. 24	Los Angeles	6-2 W	39-26-9
75	Mar. 26	Calgary	1-3 L	39-27-9
76	Mar. 30	@ St. Louis	6-3 W	40-27-9
77	Apr. 1	@ Tampa Bay	5-3 W	41-27-9
78	Apr. 3	@ Detroit	1-5 L	41-28-9
79	Apr. 4	@ Ottawa	3-0 W	42-28-9
80	Apr. 7	Edmonton	5-4 OT W	43-28-9
81	Apr. 9	@ Calgary	1-8 L	43-29-9
82	Apr. 11	Calgary	6-3 W	44-29-9
83	Apr. 13	Los Angeles	7-4 W	45-29-9
84	Apr. 15	@ Los Angeles	8-6 W	46-29-9



# 1993.94 SEASON RECORD

## PACIFIC DIVISION FINISH

2nd (85 Points)

## COACH

Pat Quinn

## GM

Pat Quinn

## CAPTAIN

Trevor Linden

## SCORING

Player	GP	G	A	PTS	PIM
Bure	76	60	47	107	86
G. Courttnall	82	26	44	70	123
Ronning	76	25	43	68	42
Brown	STL 63	13	47	60	46
	VAN 11	1	5	6	10
Linden	84	32	29	61	73
Craven	78	15	40	55	30
Lumme	83	13	42	55	50
Siegr	78	5	33	38	86
Adams	68	13	24	37	20
Babych	73	4	28	32	52
Odjick	76	16	13	29	271
Gelinas	QUE 31	6	6	12	8
	VAN 33	8	8	16	26
Carson	LA 25	4	7	11	2
	VAN 34	7	10	17	22
Momesso	68	14	13	27	149
Murzyn	80	6	14	20	109
Glynn	OTT 48	2	13	15	53
	VAN 16	0	0	0	12
Charbonneau	30	7	7	14	49

Player	GP	G	A	PTS	PIM
Hedican	STL 38	2	3	5	14
	VAN 8	0	1	1	0
Diduck	55	1	10	11	72
Plavsic	47	1	9	10	6
McIntyre	62	3	6	9	38
LaFayette	STL 38	2	3	5	14
	VAN 11	1	1	2	4
Hunter	56	3	4	7	171
Ward	33	6	1	7	37
Jackson	12	5	1	6	9
Kesa	19	2	4	6	18
Namesnikov	17	0	5	5	10
Dirk	65	2	3	5	105
Eisenhut	13	1	3	4	21
McLean	52	0	4	4	2
Antoski	55	1	2	3	190
Morin	5	1	1	2	6
Whitmore	32	0	0	0	6
Peca	4	0	0	0	2

Goaltender	GPI	MIN	GA	SO	AVG	W-L-T
McLean	52	3128	156	3	2.99	23-26-3
Whitmore	32	1921	113	0	3.53	18-14-0

## RESULTS

No	Date	Opponent	Score	Record
1	Oct. 6	@ Los Angeles	5-2 W	1-0-0
2	Oct. 9	Calgary	1-5 L	1-1-0
3	Oct. 11	Edmonton	4-1 W	2-1-0
4	Oct. 16	@ Edmonton	3-2 W	3-1-0
5	Oct. 19	Boston	5-4 W	4-1-0
6	Oct. 21	@ Calgary	6-3 W	5-1-0
7	Oct. 23	@ San Jose	6-4 W	6-1-0
8	Oct. 24	San Jose	3-2 OT W	7-1-0
9	Oct. 27	Washington	2-4 L	7-2-0
10	Oct. 30	Buffalo	3-6 L	7-3-0
11	Nov. 2	@ NY Islanders	2-1 W	8-3-0
12	Nov. 3	@ NY Rangers	3-6 L	8-4-0
13	Nov. 5	@ Washington	2-3 L	8-5-0
14	Nov. 7	@ Philadelphia	5-2 W	9-5-0
15	Nov. 10	Los Angeles	4-0 W	10-5-0
16	Nov. 13	@ Calgary	3-4 L	10-6-0
17	Nov. 14	Anaheim	3-2 W	11-6-0
18	Nov. 16	St. Louis	3-0 W	12-6-0
19	Nov. 19	Anaheim	3-6 L	12-7-0
20	Nov. 22	Toronto	2-5 L	12-8-0
21	Nov. 24	Detroit	4-5 OT L	12-9-0
22	Nov. 26	@ Winnipeg	5-3 W	13-9-0
23	Nov. 27	@ Edmonton	1-2 L	13-10-0
24	Nov. 29	Chicago	2-1 W	14-10-0
25	Dec. 2	Philadelphia	3-6 L	14-11-0
26	Dec. 4	@ Quebec	1-3 L	14-12-0
27	Dec. 6	@ Montreal	3-4 OT L	14-13-0
28	Dec. 8	@ Hartford	4-1 W	15-13-0
29	Dec. 9	@ Boston	3-2 OT W	16-13-0
30	Dec. 14	@ Calgary	4-8 L	16-14-0
31	Dec. 15	@ Edmonton	2-7 L	16-15-0
32	Dec. 17	Winnipeg	6-1 W	17-15-0
33	Dec. 19	Dallas	1-3 L	17-16-0
34	Dec. 21	Edmonton	6-3 W	18-16-0
35	Dec. 23	Calgary (@Sask.)	4-3 W	19-16-0
36	Dec. 28	@ Los Angeles	5-6 L	19-17-0
37	Dec. 31	San Jose	2-3 L	19-18-0
38	Jan. 2	Montreal	2-3 L	19-19-0
39	Jan. 5	@ Ottawa	7-2 W	20-19-0
40	Jan. 8	@ Toronto	3-6 L	20-20-0
41	Jan. 9	@ Buffalo	3-5 L	20-21-0
42	Jan. 12	Quebec	4-3 W	21-21-0

No	Date	Opponent	Score	Record
43	Jan. 14	Ottawa	2-2 T	21-21-1
44	Jan. 16	@ Anaheim	4-3 W	22-21-1
45	Jan. 19	Calgary	3-4 L	22-22-1
46	Jan. 24	@ Edmonton	5-4 OT W	23-22-1
47	Jan. 25	St. Louis	3-3 T	23-22-2
48	Jan. 27	Dallas	2-3 L	23-23-2
49	Jan. 29	New Jersey	6-3 W	24-23-2
50	Jan. 31	Los Angeles	3-1 W	25-23-2
51	Feb. 2	Chicago	6-4 W	26-23-2
52	Feb. 4	@ Anaheim	0-3 L	26-24-2
53	Feb. 6	Hartford	2-4 L	26-25-2
54	Feb. 8	@ Detroit	6-3 W	27-25-2
55	Feb. 10	@ New Jersey	3-7 L	27-26-2
56	Feb. 12	@ Tampa Bay	3-2 W	28-26-2
57	Feb. 13	@ Florida	1-2 L	28-27-2
58	Feb. 15	@ St. Louis	2-3 L	28-28-2
59	Feb. 17	@ Chicago	4-2 W	29-28-2
60	Feb. 22	Calgary	4-4 T	29-28-3
61	Feb. 26	Tampa Bay	3-1 W	30-28-3
62	Mar. 1	Edmonton	4-7 L	30-29-3
63	Mar. 3	@ St. Louis	4-0 W	31-29-3
64	Mar. 4	@ Dallas	4-1 W	32-29-3
65	Mar. 7	Florida	1-2 L	32-30-3
66	Mar. 9	NY Islanders	5-4 W	33-30-3
67	Mar. 11	@ Winnipeg	8-4 W	34-30-3
68	Mar. 13	@ Chicago	2-5 L	34-31-3
69	Mar. 15	@ Detroit	2-5 L	34-32-3
70	Mar. 16	@ Toronto	4-1 W	35-32-3
71	Mar. 19	@ Pittsburgh	4-5 L	35-33-3
72	Mar. 20	@ Dallas	1-2 OT L	35-34-3
73	Mar. 23	@ Los Angeles	6-3 W	36-34-3
74	Mar. 25	NY Rangers	2-5 L	36-35-3
75	Mar. 27	Los Angeles	4-3 W	37-35-3
76	Mar. 28	Toronto	3-2 OT W	38-35-3
77	Mar. 30	Pittsburgh	1-3 L	38-36-3
78	Apr. 1	Winnipeg	5-1 W	39-36-3
79	Apr. 2	San Jose	4-7 L	39-37-3
80	Apr. 5	Detroit	3-8 L	39-38-3
81	Apr. 7	San Jose	3-2 W	40-38-3
82	Apr. 9	Anaheim	1-3 L	40-39-3
83	Apr. 10	@ San Jose	1-3 L	40-40-3
84	Apr. 13	@ Anaheim	2-1 W	41-40-3

# 1994.95 SEASON RECORD

## PACIFIC DIVISION FINISH

2nd (48 Points)

## COACH

Rick Ley

## GM

Pat Quinn

## CAPTAIN

Trevor Linden

## SCORING

Player	GP	G	A	PTS	PIM
Bure	44	20	23	43	47
Linden	48	18	22	40	40
R. Courttnall	DAL 32	7	10	17	13
	VAN 13	4	14	18	4
G. Courttnall	45	16	18	34	81
Beranek	PHI 14	5	5	10	2
	VAN 37	8	13	21	28
Brown	33	8	23	31	16
Momesso	48	10	15	25	65
Ronning	41	6	19	25	27
Gelinas	46	13	10	23	36
Oksuta	EDM 26	11	2	13	6
	VAN 12	5	2	7	2
Ruuttu	CHI 20	2	5	7	6
	VAN 25	5	6	11	23
Lumme	36	5	12	17	26
Adams	31	5	10	15	12
Babych	40	3	11	14	18
Hedican	45	2	11	13	34
Peca	33	6	6	12	30
Odjick	23	4	5	9	109
Lafayette	27	4	4	8	2

Player	GP	G	A	PTS	PIM	
Murzyn	40	0	8	8	129	
Sleg	19	1	5	6	32	
Hunter	34	3	2	5	120	
Diduck	22	1	3	4	15	
McIntyre	28	0	4	4	37	
Cullimore	34	1	2	3	39	
Namestnikov	16	0	3	3	4	
Leeman	10	2	0	2	0	
Aucoin	1	1	0	1	0	
Charbonneau	3	1	0	1	0	
Jackson	3	1	0	1	4	
Plavsic	3	0	1	1	4	
Whitmore	11	0	1	1	7	
Walker	11	0	1	1	33	
McLean	40	0	1	1	4	
Antonski	7	0	0	0	46	
Wotton	1	0	0	0	0	
Stojanov	4	0	0	0	13	
Goaltender	GPI	MIN	GA	SO	AVG	W-L-T
McLean	40	2,374	109	1	2.75	18-12-10
Whitmore	11	558	37	0	3.98	0-6-2

## RESULTS

No	Date	Opponent	Score	Record
1	Jan. 20	Dallas	1-1 T	0-0-1
2	Jan. 21	St. Louis	1-7 L	0-1-1
3	Jan. 24	@ Detroit	3-6 L	0-2-1
4	Jan. 25	@ Toronto	2-6 L	0-3-1
5	Jan. 28	@ St. Louis	3-1 W	1-3-1
6	Feb. 1	Toronto	4-4 T	1-3-2
7	Feb. 5	Chicago	4-9 L	1-4-2
8	Feb. 7	Edmonton	4-4 T	1-4-3
9	Feb. 9	Winnipeg	5-1 W	2-4-3
10	Feb. 11	San Jose	1-1 T	2-4-4
11	Feb. 15	@ San Jose	1-3 L	2-5-4
12	Feb. 17	@ Anaheim	2-2 T	2-5-5
13	Feb. 18	@ Los Angeles	6-2 W	3-5-5
14	Feb. 20	Los Angeles	8-2 W	4-5-5
15	Feb. 22	Winnipeg	1-4 L	4-6-5
16	Feb. 24	@ Dallas	3-3 T	4-6-6
17	Feb. 26	@ San Jose	5-1 W	5-6-6
18	Feb. 28	San Jose	3-4 L	5-7-6
19	Mar. 2	@ Calgary	2-2 T	5-7-7
20	Mar. 4	@ Los Angeles	5-4 W	6-7-7
21	Mar. 6	Detroit	2-5 L	6-8-7
22	Mar. 11	Anaheim	5-3 W	7-8-7
23	Mar. 12	@ Edmonton	5-2 W	8-8-7
24	Mar. 14	@ Winnipeg	3-3 T	8-8-8

No	Date	Opponent	Score	Record
25	Mar. 16	@ Chicago	2-9 L	8-9-8
26	Mar. 17	@ Detroit	1-3 L	8-10-8
27	Mar. 21	Toronto	3-1 W	9-10-8
28	Mar. 23	Chicago	1-3 L	9-11-8
29	Mar. 25	Detroit	1-2 L	9-12-8
30	Mar. 26	@ Calgary	0-2 L	9-13-8
31	Mar. 29	Los Angeles	5-2 W	10-13-8
32	Mar. 31	Anaheim	6-1 W	11-13-8
33	Apr. 1	@ Edmonton	5-1 W	12-13-8
34	Apr. 4	Dallas	2-2 T	12-13-9
35	Apr. 7	@ Winnipeg	4-7 L	12-14-9
36	Apr. 8	@ Calgary	4-2 W	13-14-9
37	Apr. 11	Anaheim	5-0 W	14-14-9
38	Apr. 13	Edmonton	4-6 L	14-15-9
39	Apr. 15	@ Anaheim	3-1 W	15-15-9
40	Apr. 17	@ Dallas	2-2 T	15-15-10
41	Apr. 18	@ St. Louis	1-4 L	15-16-10
42	Apr. 20	Calgary	2-2 T	15-16-11
43	Apr. 22	Edmonton	6-1 W	16-16-11
44	Apr. 25	@ Chicago	3-4 OT L	16-17-11
45	Apr. 26	@ Toronto	2-5 L	16-18-11
46	Apr. 28	St. Louis	3-1 W	17-18-11
47	Apr. 30	Calgary	6-4 W	18-18-11
48	May 3	@ San Jose	3-3 T	18-18-12

# 1995.96 SEASON RECORD

## PACIFIC DIVISION FINISH

Tied 2nd (79 Points)

## COACH

Rick Ley, Pat Quinn

## GM

Pat Quinn

## CAPTAIN

Trevor Linden

## SCORING

Player	GP	G	A	PTS	PIM
Mogily	79	55	52	107	16
Linden	82	33	47	80	42
Ronning	79	22	45	67	42
Courtall	81	26	39	65	40
Gelinas	81	30	26	56	59
Naslund	PIT 66	19	33	52	36
	VAN 10	3	0	3	6
Lumme	80	17	37	54	50
Oksuuta	56	16	23	39	42
Tikkanen	STL 11	1	4	5	18
	NJ 9	0	2	2	4
	VAN 38	13	24	37	14
Belanger	FLA 63	17	21	38	10
	VAN 9	3	0	3	4
Sillinger	ANA 62	13	21	34	32
	VAN 12	1	3	4	6
Hedican	77	6	23	29	83
Babych	53	3	21	24	38
Rohlin	56	6	16	22	32
Ridley	37	6	15	21	29
Beranek	61	6	14	20	60
Dowd	NJ 28	4	9	13	17
	VAN 38	1	6	7	6

Player	GP	G	A	PTS	PIM	
Brown	28	1	16	17	18	
Aucoin	49	4	14	18	34	
Bure	15	6	7	13	8	
Walker	63	4	8	12	137	
Murzyn	69	2	10	12	130	
Kucera	HAR 30	2	6	8	10	
	VAN 24	1	0	1	10	
Odjick	55	3	4	7	181	
Sandlak	33	4	2	6	6	
Loney	12	2	3	5	6	
Kocur	NYR 38	1	2	3	49	
	VAN 7	0	1	1	19	
Hunter	60	2	0	2	122	
Cullimore	27	1	1	2	21	
Malkoc	41	0	2	2	136	
Hirsch	41	0	2	2	2	
McLean	45	0	2	2	6	
Bohonos	3	0	1	1	0	
Courville	3	1	0	1	0	
Stojanov	58	0	1	1	123	
Goaltender	GPI	MIN	GA	SO	AVG	W-L-T
Hirsch	41	2,338	114	1	2.93	17-14-6
McLean	45	2,645	156	2	3.54	15-21-9

## RESULTS

No	Date	Opponent	Score	Record
1	Oct. 9	Detroit	3-5 L	0-1-0
2	Oct. 12	@ Los Angeles	7-7 T	0-1-1
3	Oct. 14	@ San Jose	7-6 W	1-1-1
4	Oct. 15	Los Angeles	3-3 T	1-1-2
5	Oct. 18	@ Anaheim	5-1 W	2-1-2
6	Oct. 21	@ Edmonton	4-6 L	2-2-2
7	Oct. 24	@ NY Rangers	2-5 L	2-3-2
8	Oct. 25	@ New Jersey	4-2 W	3-3-2
9	Oct. 28	Winnipeg	1-4 L	3-4-2
10	Oct. 30	San Jose	4-3 W	4-4-2
11	Nov. 1	Edmonton	3-3 T	4-4-3
12	Nov. 3	Toronto	4-4 T	4-4-4
13	Nov. 4	@ Calgary	4-4 T	4-4-5
14	Nov. 7	@ NY Islanders	5-2 W	5-4-5
15	Nov. 9	@ Chicago	2-5 L	5-5-5
16	Nov. 11	Colorado	4-8 L	5-6-5
17	Nov. 12	Montreal	2-4 L	5-7-5
18	Nov. 16	@ Florida	2-2 T	5-7-6
19	Nov. 18	@ Tampa Bay	4-5 OT L	5-8-6
20	Nov. 19	@ Philadelphia	2-3 OT L	5-9-6
21	Nov. 22	@ Dallas	3-4 L	5-10-6
22	Nov. 23	@ St. Louis	3-2 W	6-10-6
23	Nov. 25	@ San Jose	2-7 L	6-11-6
24	Nov. 29	Chicago	2-2 T	6-11-7
25	Dec. 1	San Jose	7-2 W	7-11-7
26	Dec. 5	Edmonton	6-2 W	8-11-7
27	Dec. 8	St. Louis	3-6 L	8-12-7
28	Dec. 9	@ Calgary	4-3 W	9-12-7
29	Dec. 13	@ Edmonton	2-2 T	9-12-8
30	Dec. 17	Ottawa	4-1 W	10-12-8
31	Dec. 18	@ Colorado	4-2 W	11-12-8
32	Dec. 20	@ Los Angeles	2-2 T	11-12-9
33	Dec. 22	@ Anaheim	6-2 W	12-12-9
34	Dec. 23	Detroit	0-1 L	12-13-9
35	Dec. 26	Calgary	2-4 L	12-14-9
36	Dec. 28	NY Rangers	2-3 L	12-15-9
37	Dec. 31	Philadelphia	5-5 T	12-15-10
38	Jan. 3	Florida	7-2 W	13-15-10
39	Jan. 6	Tampa Bay	9-2 W	14-15-10
40	Jan. 8	@ Pittsburgh	5-8 L	14-16-10
41	Jan. 10	@ Montreal	2-2 T	14-16-11

No	Date	Opponent	Score	Record
42	Jan. 13	@ Toronto	5-2 W	15-16-11
43	Jan. 15	@ Boston	6-0 W	16-16-11
44	Jan. 16	@ Hartford	0-3 L	16-17-11
45	Jan. 22	Dallas	4-6 L	16-18-11
46	Jan. 24	Anaheim	1-2 L	16-19-11
47	Jan. 25	@ Colorado	2-2 T	16-19-12
48	Jan. 27	NY Islanders	6-3 W	17-19-12
49	Jan. 30	New Jersey	2-3 OT L	17-20-12
50	Feb. 1	@ St. Louis	2-2 T	17-20-13
51	Feb. 2	@ Dallas	5-4 W	18-20-13
52	Feb. 4	@ Winnipeg	4-2 W	19-20-13
53	Feb. 7	Hartford	3-5 L	19-21-13
54	Feb. 9	@ Edmonton	3-2 OT W	20-21-13
55	Feb. 10	Washington	4-4 T	20-21-14
56	Feb. 13	Winnipeg	5-4 W	21-21-14
57	Feb. 15	Anaheim	5-3 W	22-21-14
58	Feb. 17	Boston	1-4 L	22-22-14
59	Feb. 19	@ Detroit	3-4 L	22-23-14
60	Feb. 20	@ Winnipeg	5-3 W	23-23-14
61	Feb. 23	San Jose	3-1 W	24-23-14
62	Feb. 27	Pittsburgh	4-7 L	24-24-14
63	Feb. 29	St. Louis	2-2 T	24-24-15
64	Mar. 2	@ Detroit	3-2 W	25-24-15
65	Mar. 3	@ Buffalo	3-0 W	26-24-15
66	Mar. 6	Buffalo	5-2 W	27-24-15
67	Mar. 9	Colorado	5-7 L	27-25-15
68	Mar. 12	@ Washington	0-9 L	27-26-15
69	Mar. 14	@ Chicago	1-5 L	27-27-15
70	Mar. 15	@ Ottawa	0-2 L	27-28-15
71	Mar. 17	@ Toronto	2-4 L	27-29-15
72	Mar. 19	Colorado	3-4 L	27-30-15
73	Mar. 22	Dallas	5-2 W	28-30-15
74	Mar. 23	Calgary	0-4 L	28-31-15
75	Mar. 25	Los Angeles	4-1 W	29-30-15
76	Mar. 27	Toronto	2-6 L	29-32-15
77	Mar. 29	Chicago	4-2 W	30-32-15
78	Apr. 1	Edmonton	2-6 L	30-33-15
79	Apr. 3	@ Calgary	3-4 L	30-34-15
80	Apr. 6	@ Los Angeles	4-2 W	31-34-15
81	Apr. 8	@ Anaheim	0-2 L	31-35-15
82	Apr. 13	Calgary	5-0 W	32-35-15

# 1996.97 SEASON RECORD

## PACIFIC DIVISION FINISH

4th (77 Points)

## COACH

Tom Renney

## GM

Pat Quinn

## CAPTAIN

Trevor Linden

## SCORING

Player	GP	G	A	PTS	PIM
Mogilny	76	31	42	73	18
Gelinas	74	35	33	68	42
Bure	63	23	32	55	40
Ridley	75	20	32	52	42
Naslund	78	21	20	41	30
Linden	49	9	31	40	27
Sillinger	78	17	20	37	25
Lumme	66	11	24	35	32
Noonan	STL 13	2	5	7	0
	NYR 44	6	9	15	28
	VAN 16	4	8	12	6
Courtall	47	9	19	28	24
Roberts	58	10	17	27	51
Babych	78	5	22	27	38
Tikkanen	62	12	15	27	66
Nemchinov	NYR 63	6	13	19	12
	VAN 6	2	3	5	4
Bohonos	36	11	11	22	10
Aucoin	70	5	16	21	63
Hedican	67	4	15	19	51
Walker	64	3	15	18	132

Player	GP	G	A	PTS	PIM
Staio	BOS 54	3	8	11	71
	VAN 9	0	6	6	20
Joseph	63	3	13	16	62
Brashear	MTL 10	0	0	0	38
	VAN 59	8	5	13	207
Odjick	70	5	8	13	371
Rohlin	40	2	8	10	8
Wotton	36	3	6	9	19
Murzyn	61	1	7	8	118
Semak	18	2	1	3	2
Crowder	30	1	2	3	52
Courville	19	0	2	2	11
McLean	44	0	2	2	2
Hirsch	39	0	1	1	6
Cullimore	3	0	0	0	2
Namesnikov	2	0	0	0	4
Fountain	6	0	0	0	0
Kucera	2	0	0	0	0

Goaltender	GPI	MIN	GA	SO	AVG	W-L-T
McLean	44	2,581	138	0	3.21	21-18-3
Hirsch	39	2,127	116	2	3.27	12-20-4
Fountain	6	245	14	1	3.43	2-2-0

## RESULTS

No	Date	Opponent	Score	Record
1	Oct. 5	Calgary	3-1 W	1-0-0
2	Oct. 6	@ Edmonton	0-2 L	1-1-0
3	Oct. 9	Buffalo	1-2 L	1-2-0
4	Oct. 12	St. Louis	5-3 W	2-2-0
5	Oct. 14	Boston	4-5 OT L	2-3-0
6	Oct. 17	@ Dallas	6-1 W	3-3-0
7	Oct. 19	@ Colorado	2-9 L	3-4-0
8	Oct. 23	Colorado	1-4 L	3-5-0
9	Oct. 26	Pittsburgh	2-1 W	4-5-0
10	Oct. 30	@ Anaheim	6-3 W	5-5-0
11	Nov. 1	@ Edmonton	5-4 OT W	6-5-0
12	Nov. 2	Calgary	4-3 W	7-5-0
13	Nov. 8	St. Louis	2-4 L	7-6-0
14	Nov. 11	@ NY Rangers	3-2 W	8-6-0
15	Nov. 13	@ NY Islanders	4-5 OT L	8-7-0
16	Nov. 14	@ New Jersey	3-0 W	9-7-0
17	Nov. 16	@ Montreal	1-6 L	9-8-0
18	Nov. 19	Dallas	2-0 W	10-8-0
19	Nov. 21	Chicago	2-1 OT W	11-8-0
20	Nov. 23	NY Rangers	5-3 W	12-8-0
21	Nov. 26	@ Toronto	2-3 L	12-9-0
22	Nov. 27	@ Hartford	6-2 W	13-9-0
23	Nov. 29	@ Boston	3-7 L	13-10-0
24	Dec. 1	@ Philadelphia	3-4 L	13-11-0
25	Dec. 3	@ Detroit	2-2 T	13-11-1
26	Dec. 4	@ Buffalo	7-6 OT W	14-11-1
27	Dec. 7	Ottawa	2-3 L	14-12-1
28	Dec. 11	Colorado	1-6 L	14-13-1
29	Dec. 13	@ Dallas	1-2 L	14-14-1
30	Dec. 15	@ St. Louis	8-0 W	15-14-1
31	Dec. 18	New Jersey	1-2 L	15-15-1
32	Dec. 20	Detroit	3-2 W	16-15-1
33	Dec. 23	Edmonton	0-7 L	16-16-1
34	Dec. 26	@ San Jose	1-6 L	16-17-1
35	Dec. 27	@ Phoenix	4-7 L	16-18-1
36	Dec. 31	Philadelphia	3-5 L	16-19-1
37	Jan. 2	Los Angeles	4-3 W	17-19-1
38	Jan. 4	Toronto	7-3 W	18-19-1
39	Jan. 6	@ Anaheim	5-1 W	19-19-1
40	Jan. 7	@ Los Angeles	2-6 L	19-20-1
41	Jan. 10	Hartford	5-3 W	20-20-1

No	Date	Opponent	Score	Record
42	Jan. 12	Anaheim	2-3 L	20-21-1
43	Jan. 14	Florida	4-4 T	20-21-2
44	Jan. 20*	San Jose	6-1 W	21-21-2
45	Jan. 22	@ Chicago	4-3 OT W	22-21-2
46	Jan. 23	@ St. Louis	3-4 L	22-22-2
47	Jan. 25	@ Phoenix	0-4 L	22-23-2
48	Jan. 27	San Jose	5-2 W	23-23-2
49	Jan. 30	NY Islanders	2-1 OT W	24-23-2
50	Feb. 1	@ Calgary	0-3 L	24-24-2
51	Feb. 3	@ Ottawa	4-6 L	24-25-2
52	Feb. 4	@ Pittsburgh	4-6 L	24-26-2
53	Feb. 6	@ Detroit	7-4 W	25-26-2
54	Feb. 8	@ Toronto	2-3 L	25-27-2
55	Feb. 11	Washington	2-5 L	25-28-2
56	Feb. 15	Anaheim	4-2 W	26-28-2
57	Feb. 18	Toronto	5-6 L	26-29-2
58	Feb. 20	@ San Jose	6-1 W	27-29-2
59	Feb. 22	@ Los Angeles	0-4 L	27-30-2
60	Feb. 23	@ Anaheim	2-5 L	27-31-2
61	Feb. 25	Montreal	2-4 L	27-32-2
62	Feb. 27	Phoenix	6-2 W	28-32-2
63	Mar. 1	Los Angeles	0-3 L	28-33-2
64	Mar. 3	@ Colorado	1-5 L	28-34-2
65	Mar. 5	Chicago	1-1 T	28-34-3
66	Mar. 8	Detroit	3-5 L	28-35-3
67	Mar. 10	@ Chicago	2-2 T	28-35-4
68	Mar. 11	@ Washington	1-4 L	28-36-4
69	Mar. 13	@ Florida	4-5 L	28-37-4
70	Mar. 15	@ Tampa Bay	5-2 W	29-37-4
71	Mar. 18	@ Colorado	2-4 L	29-38-4
72	Mar. 20	San Jose	1-2 L	29-39-4
73	Mar. 22	Tampa Bay	3-2 W	30-39-4
74	Mar. 24	Los Angeles	2-2 T	30-39-5
75	Mar. 26	Anaheim	5-3 W	31-39-5
76	Mar. 29	@ Calgary	5-2 W	32-39-5
77	Mar. 30	Dallas	2-3 L	32-40-5
78	Apr. 4	Calgary	3-3 T	32-40-6
79	Apr. 5	@ Edmonton	2-2 T	32-40-7
80	Apr. 7	@ San Jose	3-2 W	33-40-7
81	Apr. 9	Phoenix	6-4 W	34-40-7
82	Apr. 12	Edmonton	5-4 W	35-40-7

\* Rescheduled game (Dec.29) due to weather

# 1997.98 SEASON RECORD

## PACIFIC DIVISION FINISH

7th (64 Points)

## COACH

Mike Keenan

## GM

Pat Quinn

## CAPTAIN

Mark Messier

## SCORING

Player	GP	G	A	PTS	PIM
Bure	82	51	39	90	48
Messier	82	22	38	60	58
Mogilny	51	18	27	45	36
Naslund	76	14	20	34	56
Bertuzzi	NYI 52	7	11	18	58
	VAN 22	6	9	15	63
Lumme	74	9	21	30	34
Ohlund	77	7	23	30	76
Hedican	71	3	24	27	79
Noonan	82	10	15	25	62
Scatchard	76	13	11	24	165
McCabe	82	4	20	24	209
May	BUF 36	4	7	11	113
	VAN 27	9	3	12	41
Linden	42	7	14	21	49
Zeisel	NJ 5	0	3	3	0
	VAN 25	5	12	17	2
Brashear	77	9	9	18	372
Ledyand	49	2	13	15	14
Walker	59	3	10	13	164
Babych	47	0	9	9	37
Gelinax	24	4	4	8	10
Murzyn	31	5	2	7	42
Stalos	77	3	4	7	134
Aucoin	35	3	3	6	21

Player	GP	G	A	PTS	PIM
Robertson	30	2	4	6	24
Huscroft	TB 44	0	3	3	122
	VAN 7	0	1	1	55
McAllister	36	1	2	3	106
Bohonos	31	2	1	3	4
Vaic	5	1	1	2	2
Roberts	13	1	1	2	4
Convery	7	0	2	2	0
Strudwick	NYI 17	0	1	1	36
	VAN 11	0	1	1	29
Ciccone	13	0	1	1	47
Hirsch	1	0	0	0	0
Wotton	5	0	0	0	6
Courville	11	0	0	0	5
Irbe	41	0	0	0	2
Snow	PHI 29	0	0	0	18
	VAN 12	0	0	0	4
McLean	29	0	0	0	0

Goaltender	GPI	MIN	GA	SO	AVG	W-L-T
Irbe	41	1,999	91	2	2.73	14-11-6
Snow	PHI 29	1,651	67	1	2.43	14-9-4
	VAN 12	504	26	0	3.10	3-6-0
Burke	16	838	49	0	3.51	2-9-4
McLean	29	1,583	97	1	3.68	6-17-4
Hirsch	1	50	5	0	6.00	0-0-0

## RESULTS

No	Date	Opponent	Score	Record
1	Oct. 4	Anaheim	3-2 W	1-0-0
2	Oct. 5	@ Anaheim	2-3 L	1-1-0
3	Oct. 9	Toronto	2-2 T	1-1-1
4	Oct. 11	NY Rangers	3-6 L	1-2-1
5	Oct. 13	Edmonton	3-0 W	2-2-1
6	Oct. 17	Boston	0-2 L	2-3-1
7	Oct. 19	Colorado	4-4 T	2-3-2
8	Oct. 21	@ Dallas	5-1 W	3-3-2
9	Oct. 23	@ St. Louis	1-4 L	3-4-2
10	Oct. 25	Pittsburgh	2-3 OT L	3-5-2
11	Oct. 26	Detroit	1-5 L	3-6-2
12	Oct. 29	@ Chicago	0-3 L	3-7-2
13	Oct. 30	@ New Jersey	1-8 L	3-8-2
14	Nov. 1	@ Pittsburgh	6-7 OT L	3-9-2
15	Nov. 3	@ Carolina	3-5 L	3-10-2
16	Nov. 4	@ Washington	1-2 L	3-11-2
17	Nov. 8	Anaheim	2-3 L	3-12-2
18	Nov. 11	@ Los Angeles	2-8 L	3-13-2
19	Nov. 12	@ San Jose	5-2 W	4-13-2
20	Nov. 14	@ Anaheim	3-3 T	4-13-3
21	Nov. 16	Carolina	4-1 W	5-13-3
22	Nov. 20	Phoenix	4-2 W	6-13-3
23	Nov. 22	Chicago	4-5 OT L	6-14-3
24	Nov. 25	@ NY Rangers	4-2 W	7-14-3
25	Nov. 28	@ Boston	5-2 W	8-14-3
26	Nov. 29	@ Toronto	4-2 W	9-14-3
27	Dec. 1	Detroit	3-3 T	9-14-4
28	Dec. 4	San Jose	2-3 L	9-15-4
29	Dec. 6	@ Colorado	4-6 L	9-16-4
30	Dec. 8	@ St. Louis	1-5 L	9-17-4
31	Dec. 9	@ Detroit	5-7 L	9-18-4
32	Dec. 13	Colorado	2-5 L	9-19-4
33	Dec. 15	Los Angeles	7-0 W	10-19-4
34	Dec. 17	@ Phoenix	1-1 W	11-19-4
35	Dec. 18	@ San Jose	0-0 T	11-19-5
36	Dec. 21	Chicago	0-5 L	11-20-5
37	Dec. 23	Dallas	1-3 L	11-21-5
38	Dec. 27	@ Dallas	3-3 T	11-21-6
39	Dec. 29	@ Los Angeles	2-5 L	11-22-6
40	Dec. 31	Philadelphia	0-8 L	11-23-6
41	Jan. 3	Montreal	2-4 L	11-24-6

No	Date	Opponent	Score	Record
42	Jan. 5	Los Angeles	3-2 W	12-24-6
43	Jan. 7	St. Louis	2-3 L	12-25-6
44	Jan. 8	@ Colorado	4-4 T	12-25-7
45	Jan. 10	Florida	2-2 T	12-25-8
46	Jan. 12	@ Chicago	2-3 L	12-26-8
47	Jan. 14	@ Detroit	0-4 L	12-27-8
48	Jan. 15	@ Buffalo	2-6 L	12-28-8
49	Jan. 21	Phoenix	1-6 L	12-29-8
50	Jan. 24	@ Calgary	2-5 L	12-30-8
51	Jan. 26	@ Phoenix	2-4 L	12-31-8
52	Jan. 28	@ Colorado	1-6 L	12-32-8
53	Jan. 30	New Jersey	3-1 W	12-32-8
54	Jan. 31	@ Edmonton	6-3 W	14-32-8
55	Feb. 2	Colorado	1-2 L	14-33-8
56	Feb. 6	Edmonton	5-4 W	15-33-8
57	Feb. 7	San Jose	6-3 W	16-33-8
58	Feb. 25	Anaheim	5-2 W	17-33-8
59	Feb. 27	@ Calgary	4-4 T	17-33-9
60	Feb. 28	Ottawa	6-4 W	18-33-9
61	Mar. 2	@ Los Angeles	2-2 T	18-33-10
62	Mar. 5	Calgary	2-6 L	18-34-10
63	Mar. 7	Tampa Bay	5-2 W	19-34-10
64	Mar. 9	St. Louis	0-4 L	19-35-10
65	Mar. 11	@ Montreal	2-2 T	19-35-11
66	Mar. 12	@ Philadelphia	2-3 L	19-36-11
67	Mar. 14	@ NY Islanders	6-2 W	20-36-11
68	Mar. 17	@ Florida	4-2 W	21-36-11
69	Mar. 18	@ Tampa Bay	2-4 L	21-37-11
70	Mar. 20	@ Ottawa	1-1 T	21-37-12
71	Mar. 21	@ Toronto	1-1 T	21-37-13
72	Mar. 24	NY Islanders	4-3 W	22-37-13
73	Mar. 26	Buffalo	2-5 L	22-38-13
74	Mar. 28	Washington	2-3 L	22-39-13
75	Apr. 1	Edmonton	4-2 W	23-39-13
76	Apr. 4	Dallas	5-3 W	24-39-13
77	Apr. 6	@ Edmonton	2-3 L	24-40-13
78	Apr. 9	@ Calgary	6-3 W	25-40-13
79	Apr. 11	@ San Jose	1-1 T	25-40-14
80	Apr. 15	Los Angeles	0-2 L	25-41-14
81	Apr. 17	Calgary	2-4 L	25-42-14
82	Apr. 19	Toronto	1-2 L	25-43-14



# 1998.99 SEASON RECORD

## NORTHWEST DIVISION FINISH

4th (58 Points)

## COACH

Mike Keenan  
Marc Crawford

## GM

Brian Burke

## CAPTAIN

Mark Messier

## SCORING

Player	GP	G	A	PTS	PIM
Naslund	80	36	30	66	74
Messier	59	13	35	48	33
Mogilny	59	14	31	45	58
Muckalt	73	16	20	36	98
Ohlund	74	9	26	35	83
Aurcoin	82	23	11	34	77
Gagner	FLA 36	4	10	14	39
	VAN 33	2	12	14	24
Jovanovski	FLA 41	3	13	16	82
	VAN 31	2	9	11	44
Scatchard	82	13	13	26	140
McCabe	69	7	14	21	120
Brashear	82	8	10	18	209
May	66	6	11	17	102
Bertuzzi	32	8	8	16	44
York	NYR 5	0	0	0	4
	PIT 2	0	0	0	0
	VAN 49	7	9	16	20
Zezel	41	6	8	14	16
Klatt	PHI 2	0	0	0	0
	VAN 73	4	10	14	12
Hedican	42	2	11	13	34
Hendrickson	35	2	3	5	30
	VAN 27	2	2	4	22

Player	GP	G	A	PTS	PIM	
Convery	12	2	7	9	8	
Schaefer	25	4	4	8	8	
Baron	81	2	6	8	115	
Holden	30	2	4	6	10	
Robertsson	39	2	2	4	13	
Strudwick	65	0	3	3	114	
McAllister	28	1	1	2	63	
Murzyn	12	0	2	2	21	
Cooke	30	0	2	2	27	
Staios	57	0	2	2	54	
Sopel	5	1	0	1	4	
Huscroft	26	0	1	1	63	
Snow	65	0	1	1	34	
Gordon	4	0	0	0	2	
Weekes	11	0	0	0	0	
Washburn	FLA 4	0	0	0	4	
	VAN 8	0	0	0	2	
Hirsch	20	0	0	0	0	
Goaltender	GPI	MIN	GA	SO	AVG	W-L-T
Snow	65	3,501	171	6	2.93	20-31-8
Hirsch	20	919	48	1	3.13	3-8-3
Weekes	11	532	34	0	3.83	0-8-1

## RESULTS

No	Date	Opponent	Score	Record
1	Oct. 12	Los Angeles	4-2 W	1-0-0
2	Oct. 14	Edmonton	1-4 L	1-1-0
3	Oct. 17	Toronto	4-1 W	2-1-0
4	Oct. 20	@ Carolina	1-3 L	2-2-0
5	Oct. 21	@ Washington	2-1 W	3-2-0
6	Oct. 23	@ Florida	5-0 W	4-2-0
7	Oct. 25	@ Tampa Bay	2-3 L	4-3-0
8	Oct. 27	@ Nashville	4-5 L	4-4-0
9	Oct. 30	Pittsburgh	2-2 T	4-4-1
10	Nov. 1	Washington	4-1 W	5-4-1
11	Nov. 2	@ Edmonton	3-5 L	5-5-1
12	Nov. 7	Nashville	5-3 W	6-5-1
13	Nov. 9	Los Angeles	3-4 L	6-6-1
14	Nov. 12	@ Calgary	4-3 W	7-6-1
15	Nov. 13	Anaheim	5-2 W	8-6-1
16	Nov. 15	Colorado	1-2 L	8-7-1
17	Nov. 18	@ Phoenix	2-4 L	8-8-1
18	Nov. 19	@ Colorado	5-0 W	9-8-1
19	Nov. 21	Detroit	2-4 L	9-9-1
20	Nov. 23	@ Ottawa	3-4 L	9-10-1
21	Nov. 25	@ Toronto	1-5 L	9-11-1
22	Nov. 27	@ Detroit	1-7 L	9-12-1
23	Nov. 29	@ Philadelphia	2-6 L	9-13-1
24	Dec. 1	@ Boston	1-1 T	9-13-2
25	Dec. 4	Dallas	4-1 W	10-13-2
26	Dec. 6	Phoenix	3-3 T	10-13-3
27	Dec. 9	@ Anaheim	4-4 T	10-13-4
28	Dec. 12	@ Los Angeles	0-3 L	10-14-4
29	Dec. 17	Colorado	2-1 W	11-14-4
30	Dec. 19	Nashville	4-6 L	11-15-4
31	Dec. 22	@ Calgary	5-3 W	12-15-4
32	Dec. 23	Calgary	5-2 W	13-15-4
33	Dec. 26	@ San Jose	0-2 L	13-16-4
34	Dec. 27	@ Edmonton	0-3 L	13-17-4
35	Dec. 29	Colorado	2-4 L	13-18-4
36	Dec. 31	Philadelphia	2-6 L	13-19-4
37	Jan. 02	Montreal	1-2 L	13-20-4
38	Jan. 04	@ St. Louis	0-4 L	13-21-4
39	Jan. 06	@ Dallas	4-6 L	13-22-4
40	Jan. 08	Florida	1-1 T	13-22-5
41	Jan. 10	Dallas	2-0 W	14-22-5

No	Date	Opponent	Score	Record
42	Jan. 14	Edmonton	1-3 L	14-23-5
43	Jan. 16	Detroit	2-2 T	14-23-6
44	Jan. 18	@ Dallas	5-3 W	15-23-6
45	Jan. 19	@ Nashville	1-4 L	15-24-6
46	Jan. 28	St. Louis	2-4 L	15-25-6
47	Jan. 30	Chicago	3-2 W	16-25-6
48	Feb. 1	Ottawa	0-1 L	16-26-6
49	Feb. 3	@ Montreal	1-2 L	16-27-6
50	Feb. 4	@ NY Rangers	4-8 L	16-28-6
51	Feb. 7	@ NY Islanders	3-3 T	16-28-7
52	Feb. 9	@ New Jersey	4-3 W	17-28-7
53	Feb. 11	@ Pittsburgh	5-6 OT L	17-29-7
54	Feb. 13	Boston	3-1 W	18-29-7
55	Feb. 15	@ St. Louis	1-8 L	18-30-7
56	Feb. 17	@ Chicago	0-4 L	18-31-7
57	Feb. 20	Anaheim	1-5 L	18-32-7
58	Feb. 23	@ Colorado	4-4 T	18-32-8
59	Feb. 24	@ San Jose	1-1 T	18-32-9
60	Feb. 26	Carolina	1-0 W	19-32-9
61	Feb. 28	Buffalo	0-2 L	19-33-9
62	Mar. 3	San Jose	3-4 L	19-34-9
63	Mar. 5	Calgary	1-5 L	19-35-9
64	Mar. 7	Chicago	2-2 T	19-35-10
65	Mar. 10	@ Anaheim	4-4 T	19-35-11
66	Mar. 11	@ Phoenix	3-0 W	20-35-11
67	Mar. 13	@ Los Angeles	1-3 L	20-36-11
68	Mar. 15	New Jersey	1-2 L	20-37-11
69	Mar. 19	NY Islanders	1-3 L	20-38-11
70	Mar. 20	@ Edmonton	3-4 L	20-39-11
71	Mar. 24	@ Colorado	2-5 L	20-40-11
72	Mar. 25	St. Louis	1-4 L	20-41-11
73	Mar. 27	Montreal	5-1 W	21-41-11
74	Mar. 29	Phoenix	1-0 W	22-41-11
75	Mar. 31	Toronto	5-6 L	22-42-11
76	Apr. 2	San Jose	0-7 L	22-43-11
77	Apr. 3	@ San Jose	2-5 L	22-44-11
78	Apr. 5	@ Chicago	1-2 L	22-45-11
79	Apr. 7	@ Detroit	1-6 L	22-46-11
80	Apr. 10	Edmonton	1-1 T	22-46-12
81	Apr. 12	@ Calgary	2-0 W	23-46-12
82	Apr. 14	Calgary	4-5 L	23-47-12

# 1999.00 SEASON RECORD

## NORTHWEST DIVISION FINISH

3rd (83 Points)

## COACH

Marc Crawford

## GM

Brian Burke

## CAPTAIN

Mark Messier

## SCORING

Player	GP	G	A	PTS	PIM
Naslund	82	27	38	65	64
Cassels	79	17	45	62	16
Messier	66	17	37	54	30
Bertuzzi	80	25	25	50	126
Morrison	56	7	28	35	18
Schaefer	71	16	15	31	20
Jovanovski	75	5	21	26	54
Aucoin	57	10	14	24	30
Hawgood	79	5	17	22	26
Klatt	47	10	10	20	26
Ohlund	42	4	16	20	24
Kariya	45	8	11	19	22
York	54	4	13	17	20
May	59	9	7	16	90
Druken	33	7	9	16	10
Brashear	60	11	2	13	136
Cooke	51	5	7	12	39
Baron	81	2	10	12	67
Pederson	47	6	5	11	18
Sharifijanov	37	5	5	10	22
Hendrickson	40	5	4	9	14

Player	GP	G	A	PTS	PIM
Chubarov	49	1	8	9	10
Sopel	18	2	4	6	12
Holden	6	1	5	6	2
O'Sullivan	11	0	5	5	2
Strudwick	63	1	3	4	64
Komarniski	18	1	1	2	8
Snow	32	0	2	2	8
Potvin	56	0	2	2	4
Ruutu	8	0	1	1	6
Bodger	13	0	1	1	4
Leeb	2	0	0	0	2
Michaud	2	0	0	0	0
Bonni	3	0	0	0	0
Vaic	4	0	0	0	0
Schwab	6	0	0	0	2

Goaltender	GPI	MIN	GA	SO	AVG	W-L-T
Potvin	34	1,966	85	0	2.59	12-13-7
Snow	32	1,712	76	0	2.66	10-15-3
Weekes	20	987	47	1	2.86	6-7-4
Schwab	6	269	16	0	3.57	2-1-1
Michaud	2	69	5	0	4.35	0-1-0

## RESULTS

No	Date	Opponent	Score	Re cord
1	Oct. 2	NY Rangers	2-1 W	1-0-0-0
2	Oct. 6	Chicago	5-4 W	2-0-0-0
3	Oct. 9	Montreal	4-1 W	3-0-0-0
4	Oct. 13	Calgary	3-4 OT L	3-0-0-1
5	Oct. 15	Carolina	1-4 L	3-1-0-1
6	Oct. 16	@ Calgary	4-4 T	3-1-1-1
7	Oct. 19	@ Tampa Bay	6-5 OT W	4-1-1-1
8	Oct. 20	@ Florida	2-5 L	4-2-1-1
9	Oct. 23	@ NY Islanders	2-2 T	4-2-2-1
10	Oct. 24	@ NY Rangers	3-0 W	5-2-2-1
11	Oct. 26	@ Philadelphia	5-2 W	6-2-2-1
12	Oct. 28	Phoenix	1-4 L	6-3-2-1
13	Oct. 30	Nashville	4-1 W	7-3-2-1
14	Nov. 5	Florida	3-2 W	8-3-2-1
15	Nov. 7	St. Louis	1-6 L	8-4-2-1
16	Nov. 9	San Jose	4-4 T	8-4-3-1
17	Nov. 12	@ Phoenix	3-2 W	9-4-3-1
18	Nov. 15	Colorado	2-2 T	9-4-4-1
19	Nov. 17	Detroit	2-7 L	9-5-4-1
20	Nov. 20	@ Nashville	3-1 W	10-5-4-1
21	Nov. 22	@ Atlanta	3-6 L	10-6-4-1
22	Nov. 24	@ Carolina	1-1 T	10-6-5-1
23	Nov. 26	@ Boston	2-2 T	10-6-6-1
24	Nov. 27	@ Montreal	1-2 L	10-7-6-1
25	Nov. 30	Colorado	2-4 L	10-8-6-1
26	Dec. 2	Edmonton	3-2 OT W	11-8-6-1
27	Dec. 4	@ Edmonton	2-3 L	11-9-6-1
28	Dec. 6	@ Colorado	2-5 L	11-10-6-1
29	Dec. 8	@ Anaheim	2-2 T	11-10-7-1
30	Dec. 10	@ Calgary	2-3 L	11-11-7-1
31	Dec. 12	Colorado	2-3 OT L	11-11-7-2
32	Dec. 16	Ottawa	1-2 L	11-12-7-2
33	Dec. 18	Dallas	2-4 L	11-13-7-2
34	Dec. 22	Washington	6-3 W	12-13-7-2
35	Dec. 26	Calgary	0-2 L	12-14-7-2
36	Dec. 29	Philadelphia	2-3 OT L	12-14-7-3
37	Jan. 2	@ Calgary	2-4 L	12-15-7-3
38	Jan. 5	Tampa Bay	3-3 T	12-15-8-3
39	Jan. 7	@ Dallas	3-1 W	13-15-8-3
40	Jan. 8	@ St. Louis	2-4 L	13-16-8-3
41	Jan. 12	@ Chicago	2-3 OT L	13-16-8-4

No	Date	Opponent	Score	Record
42	Jan. 13	@ Nashville	4-3 OT W	14-16-8-4
43	Jan. 15	Dallas	1-2 L	14-17-8-4
44	Jan. 17	Toronto	4-5 OT L	14-17-8-5
45	Jan. 19	Detroit	3-3 T	14-17-9-5
46	Jan. 22	@ Edmonton	3-3 T	14-17-10-5
47	Jan. 23	Nashville	1-2 L	14-18-10-5
48	Jan. 25	Edmonton	4-5 OT L	14-18-10-6
49	Jan. 28	San Jose	4-1 W	15-18-10-6
50	Jan. 30	Chicago	1-3 L	15-19-10-6
51	Feb. 1	@ Colorado	1-2 L	15-20-10-6
52	Feb. 3	St. Louis	2-5 L	15-21-10-6
53	Feb. 9	Calgary	4-3 OT W	16-21-10-6
54	Feb. 12	@ Toronto	4-1 W	17-21-10-6
55	Feb. 14	@ Pittsburgh	0-3 L	17-22-10-6
56	Feb. 16	@ Detroit	2-5 L	17-23-10-6
57	Feb. 17	@ Buffalo	2-1 W	18-23-10-6
58	Feb. 19	@ Ottawa	3-1 W	19-23-10-6
59	Feb. 21	Boston	5-2 W	20-23-10-6
60	Feb. 23	@ Anaheim	4-4 T	20-23-11-6
61	Feb. 25	Los Angeles	2-5 L	20-24-11-6
62	Feb. 27	Phoenix	2-1 W	21-24-11-6
63	Feb. 29	@ Los Angeles	1-1 T	21-24-12-6
64	Mar. 2	Anaheim	3-1 W	22-24-12-6
65	Mar. 4	New Jersey	4-2 W	23-24-12-6
66	Mar. 6	Toronto	5-6 OT L	23-24-12-7
67	Mar. 8	@ Dallas	3-3 T	23-24-13-7
68	Mar. 9	@ St. Louis	2-2 T	23-24-14-7
69	Mar. 11	@ Phoenix	0-5 L	23-25-14-7
70	Mar. 13	@ Los Angeles	2-3 OT L	23-25-14-8
71	Mar. 16	Buffalo	6-3 W	24-25-14-8
72	Mar. 18	Ottawa	6-1 W	25-25-14-8
73	Mar. 20	@ Colorado	3-2 W	26-25-14-8
74	Mar. 22	@ San Jose	3-4 L	26-26-14-8
75	Mar. 24	Anaheim	8-1 W	27-26-14-8
76	Mar. 25	@ Edmonton	3-2 W	28-26-14-8
77	Mar. 29	@ Detroit	3-6 L	28-27-14-8
78	Mar. 31	@ Nashville	1-2 L	28-28-14-8
79	Apr. 2	@ Chicago	3-2 W	29-28-14-8
80	Apr. 5	Los Angeles	1-1 T	29-28-15-8
81	Apr. 7	Edmonton	4-5 L	29-29-15-8
82	Apr. 9	@ San Jose	5-2 W	30-29-15-8

# 2000.01 SEASON RECORD

## NORTHWEST DIVISION FINISH

3rd (90 Points)

## COACH

Marc Crawford

## GM

Brian Burke

## CAPTAIN

Markus Naslund

## SCORING

Player	GP	G	A	PTS	PIM
Naslund	72	41	34	75	58
Cassels	66	12	44	56	10
Bertuzzi	79	25	30	55	93
Morrison	82	16	38	54	42
Jovanovski	79	12	35	47	102
Schaefer	82	16	20	36	22
D. Sedin	75	20	14	34	24
Klatt	77	13	20	33	31
Druken	55	15	15	30	14
H. Sedin	82	9	20	29	38
Brashear	79	9	19	28	145
Ohlund	65	8	20	28	46
Cooke	81	14	13	27	94
Berehowsky	VAN 14	1	1	2	21
	NSH 66	6	18	24	100
Sopel	52	4	10	14	10
Lachance	76	3	11	14	46
Pederson	61	4	8	12	65
Baron	82	3	8	11	63

Player	GP	G	A	PTS	PIM	
Stapleton	VAN 18	1	2	3	8	
	NYI 35	1	4	5	2	
Hawgood	16	2	5	7	6	
Kariya	17	1	6	7	8	
Ruutu	21	3	3	6	32	
Helmer	20	2	4	6	18	
Strudwick	60	1	4	5	64	
Holden	10	1	0	1	0	
Allen	6	0	0	0	0	
Chubarov	1	0	0	0	0	
Cloutier	VAN 16	0	0	0	0	
	TB 24	0	0	0	4	
Essensa	39	0	0	0	4	
Brown	1	0	0	0	5	
Golterender	GPI	MIN	GA	SO	AVG	W-L-T
Cloutier	16	914	37	0	2.43	4-6-5
Essensa	39	2,059	92	1	2.68	18-12-3
Potvin	35	2,006	103	1	3.08	14-17-3

## RESULTS

No	Date	Opponent	Score	Record
1	Oct. 5	@ Philadelphia	3-6 L	0-1-0-0
2	Oct. 6	@ Florida	4-3 W	1-1-0-0
3	Oct. 8	@ Tampa Bay	5-4 W	2-1-0-0
4	Oct. 12	Colorado	2-5 L	2-2-0-0
5	Oct. 14	Buffalo	4-0 W	3-2-0-0
6	Oct. 16	Toronto	5-2 W	4-2-0-0
7	Oct. 18	Calgary	4-1 W	5-2-0-0
8	Oct. 21	Phoenix	2-3 OT L	5-2-0-1
9	Oct. 24	@ Nashville	4-4 T	5-2-1-1
10	Oct. 25	@ Dallas	6-2 W	6-2-1-1
11	Oct. 27	Atlanta	1-1 T	6-2-2-1
12	Nov. 1	Colorado	4-3 W	7-2-2-1
13	Nov. 3	Pittsburgh	2-4 L	7-3-2-1
14	Nov. 5	San Jose	2-2 T	7-3-3-1
15	Nov. 8	@ Anaheim	7-2 W	8-3-3-1
16	Nov. 9	@ Los Angeles	0-2 L	8-4-3-1
17	Nov. 11	St. Louis	2-5 L	8-5-3-1
18	Nov. 14	Chicago	4-2 W	9-5-3-1
19	Nov. 17	NY Rangers	4-3 W	10-5-3-1
20	Nov. 19	@ Columbus	6-1 W	11-5-3-1
21	Nov. 21	@ St. Louis	4-3 W	12-5-3-1
22	Nov. 22	@ Washington	2-3 OT L	12-5-3-2
23	Nov. 24	@ Detroit	2-3 L	12-6-3-2
24	Nov. 26	@ Minnesota	2-4 L	12-7-3-2
25	Nov. 28	Anaheim	4-1 W	13-7-3-2
26	Nov. 30	Montreal	3-4 L	13-8-3-2
27	Dec. 2	Edmonton	5-2 W	14-8-3-2
28	Dec. 4	Nashville	6-3 W	15-8-3-2
29	Dec. 6	@ Phoenix	1-1 T	15-8-4-2
30	Dec. 8	@ San Jose	6-1 W	16-8-4-2
31	Dec. 10	Los Angeles	1-2 L	16-9-4-2
32	Dec. 16	Columbus	4-3 W	17-9-4-2
33	Dec. 20	@ Edmonton	2-3 OT L	17-9-4-3
34	Dec. 21	@ Chicago	4-6 L	17-10-4-3
35	Dec. 23	@ Colorado	2-3 OT L	17-10-4-4
36	Dec. 27	Montreal	3-2 W	18-10-4-4
37	Dec. 29	@ Calgary	0-5 L	18-11-4-4
38	Dec. 30	@ San Jose	6-3 W	19-11-4-4
39	Jan. 1	@ Nashville	5-2 W	20-11-4-4
40	Jan. 3	@ Chicago	0-6 L	20-12-4-4
41	Jan. 6	Columbus	4-3 W	21-12-4-4

No	Date	Opponent	Score	Record
42	Jan. 8	Nashville	2-1 W	22-12-4-4
43	Jan. 10	Ottawa	1-5 L	22-13-4-4
44	Jan. 12	@ Edmonton	3-2 W	23-13-4-4
45	Jan. 14	Calgary	5-1 W	24-13-4-4
46	Jan. 16	Detroit	2-4 L	24-14-4-4
47	Jan. 18	@ Colorado	3-7 L	24-15-4-4
48	Jan. 20	@ St. Louis	0-3 L	24-16-4-4
49	Jan. 22	@ Dallas	1-2 L	24-17-4-4
50	Jan. 24	Phoenix	6-2 W	25-17-4-4
51	Jan. 27	@ Calgary	5-3 W	26-17-4-4
52	Jan. 28	Chicago	2-6 L	26-18-4-4
53	Jan. 30	Minnesota	3-2 W	27-18-4-4
54	Feb. 1	Colorado	5-3 W	28-18-4-4
55	Feb. 8	San Jose	0-0 T	28-18-5-4
56	Feb. 10	Calgary	1-4 L	28-19-5-4
57	Feb. 14	Washington	3-4 OT L	28-19-5-5
58	Feb. 17	@ Edmonton	6-5 W	29-19-5-5
59	Feb. 18	NY Islanders	3-2 W	30-19-5-5
60	Feb. 21	@ Montreal	2-1 W	31-19-5-5
61	Feb. 22	@ Toronto	1-4 L	31-20-5-5
62	Feb. 24	@ Ottawa	0-3 L	31-21-5-5
63	Feb. 26	@ Minnesota	5-2 W	32-21-5-5
64	Feb. 28	Dallas	5-4 W	33-21-5-5
65	Mar. 2	St. Louis	3-2 W	34-21-5-5
66	Mar. 4	Minnesota	3-4 OT L	34-21-5-6
67	Mar. 6	@ Detroit	3-4 L	34-22-5-6
68	Mar. 8	Phoenix	2-3 OT L	34-22-5-7
69	Mar. 10	Toronto	3-3 T	34-22-6-7
70	Mar. 13	@ Detroit	2-2 T	34-22-7-7
71	Mar. 15	@ Boston	2-2 T	34-22-8-7
72	Mar. 16	@ Buffalo	4-2 L	34-23-8-7
73	Mar. 18	@ Atlanta	5-3 W	35-23-8-7
74	Mar. 21	@ Columbus	1-1 T	35-23-9-7
75	Mar. 23	@ New Jersey	0-4 L	35-24-9-7
76	Mar. 25	@ Minnesota	2-2 T	35-24-10-7
77	Mar. 28	Dallas	1-3 L	35-25-10-7
78	Mar. 30	Anaheim	2-2 T	35-25-11-7
79	Apr. 1	@ Anaheim	1-2 L	35-26-11-7
80	Apr. 2	@ Los Angeles	1-3 L	35-27-11-7
81	Apr. 5	Los Angeles	3-2 W	36-27-11-7
82	Apr. 7	Edmonton	2-4 L	36-28-11-7

## NORTHWEST DIVISION FINISH

2nd (94 Points)

## COACH

Marc Crawford

## GM

Brian Burke

## CAPTAIN

Markus Naslund

## SCORING

Player	GP	G	A	PTS	PIM
Naslund	81	40	50	90	50
Bertuzzi	72	36	49	85	110
Morrison	82	23	44	67	26
Cassels	53	11	39	50	22
Jovanovski	82	17	31	48	101
Linden	VAN 64	12	22	34	65
	WSH 16	1	2	3	6
Ohlund	81	10	26	36	56
H. Sedin	82	16	20	36	36
Cooke	82	13	20	33	111
D. Sedin	79	9	23	32	32
Hlavac	VAN 46	9	12	21	10
	PHI 31	7	3	10	8
Letowski	VAN 42	7	10	17	15
	PHX 33	2	6	8	4
Sopel	66	8	17	25	44
Klatt	34	8	7	15	10
Lachance	81	1	10	11	50
Helmer	40	5	5	10	53
Chubarov	51	5	5	10	10
Warriner	VAN 14	2	4	6	12
	PHX 18	0	3	3	8

Player	GP	G	A	PTS	PIM
Rutu	49	2	7	9	74
Druken	27	4	4	8	6
Kurtz	27	3	5	8	14
Baron	61	1	6	7	68
Strudwick	44	2	4	6	96
Vasiljevs	18	3	2	5	2
Kariya	3	0	1	1	2
Auld	1	0	1	1	0
Holden	8	0	0	0	2
Allen	11	0	0	0	6
Tezikov	2	0	0	0	0
Leeb	2	0	0	0	0
Bouck	PHX 7	0	0	0	4
Brown	15	0	0	0	72
Cloutier	62	0	0	0	20
Skudra	23	0	0	0	2
Brochu	6	0	0	0	0

Goaltender	GPI	MIN	GA	SO	AVG	W-L-T
Auld	1	59	2	0	2.03	1-0-0
Skudra	23	1,165	47	2	2.42	10-8-2
Cloutier	62	3,501	142	7	2.43	31-22-5
Brochu	6	216	15	1	4.17	0-3-0

## RESULTS

No	Date	Opponent	Score	Record
1	Oct. 4	Chicago	4-5 L	0-1-0-0
2	Oct. 6	Detroit	1-4 L	0-2-0-0
3	Oct. 9	@ Colorado	4-5 L	0-3-0-0
4	Oct. 11	@ Dallas	4-1 W	1-3-0-0
5	Oct. 13	Colorado	4-0 W	2-3-0-0
6	Oct. 16	Florida	2-2 T	2-3-1-0
7	Oct. 18	Toronto	5-6 L	2-4-1-0
8	Oct. 20	@ Phoenix	2-5 L	2-5-1-0
9	Oct. 21	@ Anaheim	1-3 L	2-6-1-0
10	Oct. 23	Nashville	4-2 W	3-6-1-0
11	Oct. 25	@ Colorado	1-4 L	3-7-1-0
12	Oct. 27	@ Edmonton	2-3 L	3-8-1-0
13	Oct. 30	Columbus	3-1 W	4-8-1-0
14	Nov. 1	Montreal	4-0 W	5-8-1-0
15	Nov. 3	@ San Jose	1-5 L	5-9-1-0
16	Nov. 6	@ Columbus	3-2 W	6-9-1-0
17	Nov. 8	@ St. Louis	1-3 L	6-10-1-0
18	Nov. 9	@ Chicago	1-3 L	6-11-1-0
19	Nov. 11	@ Minnesota	5-0 W	7-11-1-0
20	Nov. 13	Chicago	3-2 W	8-11-1-0
21	Nov. 15	St. Louis	2-1 W	9-11-1-0
22	Nov. 17	Edmonton	2-2 T	9-12-2-0
23	Nov. 20	@ Ottawa	0-3 L	9-12-2-0
24	Nov. 21	@ Pittsburgh	4-1 W	10-12-2-0
25	Nov. 23	@ Boston	2-3 L	10-13-2-0
26	Nov. 25	@ Philadelphia	4-1 W	11-13-2-0
27	Nov. 27	@ Minnesota	1-2 L	11-14-2-0
28	Nov. 28	@ Chicago	3-3 T	11-14-3-0
29	Nov. 30	Colorado	2-5 L	11-15-3-0
30	Dec. 2	Dallas	2-4 L	11-16-3-0
31	Dec. 6	Anaheim	3-2 W	12-16-3-0
32	Dec. 8	San Jose	3-5 L	12-17-3-0
33	Dec. 10	Tampa Bay	1-1 T	12-17-4-0
34	Dec. 12	@ Anaheim	1-0 W	13-17-4-0
35	Dec. 13	@ Los Angeles	3-6 L	13-18-4-0
36	Dec. 15	Detroit	3-0 W	14-18-4-0
37	Dec. 19	@ Detroit	1-4 L	14-19-4-0
38	Dec. 20	@ Nashville	2-6 L	14-20-4-0
39	Dec. 22	Minnesota	1-2 L	14-21-4-0
40	Dec. 27	Calgary	4-2 W	15-21-4-0
41	Dec. 29	New Jersey	4-2 W	16-21-4-0

No	Date	Opponent	Score	Record
42	Dec. 31	Philadelphia	1-2 L	16-22-4-0
43	Jan. 3	Montreal	5-2 W	17-22-4-0
44	Jan. 5	@ Edmonton	4-3 W	18-22-4-0
45	Jan. 8	@ Buffalo	2-3 L	18-23-4-0
46	Jan. 9	@ Detroit	4-5 OT L	18-23-4-1
47	Jan. 12	Carolina	7-1 W	19-23-4-1
48	Jan. 15	Pittsburgh	5-2 W	20-23-4-1
49	Jan. 17	@ St. Louis	4-5 L	20-24-4-1
50	Jan. 19	@ Washington	5-1 W	21-24-4-1
51	Jan. 21	@ Carolina	7-5 W	22-24-4-1
52	Jan. 23	@ Dallas	4-2 W	23-24-4-1
53	Jan. 25	Toronto	6-1 W	24-24-4-1
54	Jan. 26	@ Calgary	2-0 W	25-24-4-1
55	Jan. 28	Nashville	5-1 W	26-24-4-1
56	Jan. 30	Edmonton	2-2 T	26-24-5-1
57	Feb. 4	Phoenix	4-2 W	27-24-5-1
58	Feb. 8	@ Calgary	4-1 W	28-24-5-1
59	Feb. 9	Calgary	3-4 L	28-25-5-1
60	Feb. 12	Boston	1-2 OT L	28-25-5-2
61	Feb. 26	St. Louis	4-4 T	28-25-6-2
62	Feb. 28	Dallas	3-4 OT L	28-25-6-3
63	Mar. 2	Minnesota	6-3 W	29-25-6-3
64	Mar. 7	@ Phoenix	1-6 L	29-26-6-3
65	Mar. 9	@ San Jose	0-2 L	29-27-6-3
66	Mar. 10	San Jose	4-7 L	29-28-6-3
67	Mar. 12	@ Nashville	5-0 W	30-28-6-3
68	Mar. 14	@ Columbus	5-1 W	31-28-6-3
69	Mar. 16	@ Atlanta	4-2 W	32-28-6-3
70	Mar. 17	@ New Jersey	3-2 W	33-28-6-3
71	Mar. 19	@ NY Rangers	3-1 W	34-28-6-3
72	Mar. 21	@ NY Islanders	2-3 L	34-29-6-3
73	Mar. 24	Edmonton	0-2 L	34-30-6-3
74	Mar. 26	Los Angeles	4-0 W	35-30-6-3
75	Mar. 28	Columbus	4-3 W	36-30-6-3
76	Mar. 30	Anaheim	4-1 W	37-30-6-3
77	April 2	@ Los Angeles	4-4 T	37-30-7-3
78	April 5	Minnesota	5-4 W	38-30-7-3
79	April 7	Phoenix	4-3 W	39-30-7-3
80	April 9	@ Colorado	2-1 W	40-30-7-3
81	April 11	Los Angeles	5-2 W	41-30-7-3
82	April 13	@ Calgary	4-1 W	42-30-7-3

# 2002.03 SEASON RECORD

## NORTHWEST DIVISION FINISH

2nd (104 Points)

## COACH

Marc Crawford

## GM

Brian Burke

## CAPTAIN

Markus Naslund

## SCORING

Player	GP	G	A	PTS	PIM
Naslund	82	48	56	104	52
Bertuzzi	82	46	51	97	144
Morrison	82	25	46	71	36
Jovanovski	67	6	40	46	113
Cooke	82	15	27	42	82
Linden	71	19	22	41	30
H. Sedin	78	8	31	39	38
Sopel	81	7	30	37	23
D. Sedin	79	14	17	31	34
Salo	79	9	21	30	10
Klutt	82	16	13	29	8
Ohlund	59	2	27	29	42
Letowski	78	11	14	25	36
Malik	VAN 69	7	11	18	52
	CAR 10	0	2	2	16
Chubarov	62	7	13	20	6
Lindgren	54	5	9	14	18
Allen	48	5	3	8	73
May	VAN 3	0	0	0	10
	PHX 20	3	4	7	32
Baron	78	2	4	6	62

Player	GP	G	A	PTS	PIM	
Reid	7	2	3	5	0	
Ruutu	36	2	2	4	66	
Baumgartner	8	1	2	3	4	
Cloutier	57	0	3	3	24	
King	8	0	2	2	0	
Langdon	VAN 45	0	1	1	143	
	CAR 9	0	0	0	16	
Fedorov	7	0	1	1	4	
Skudra	23	0	1	1	0	
Kavanagh	3	1	0	1	2	
Auld	7	0	0	0	0	
Helmer	2	0	0	0	0	
Komarniski	1	0	0	0	2	
Jokela	1	0	0	0	0	
Moss	1	0	0	0	0	
Goaltender	GPI	MIN	GA	SO	AVG	W-L-T
Auld	7	382	10	1	1.57	3-3-0
Cloutier	57	3,376	136	2	2.42	33-16-7
Skudra	23	1,192	54	1	2.72	9-5-6
Moss	1	22	1	0	2.73	0-0-0

## RESULTS

No	Date	Opponent	Score	Record
1	Oct. 10	@ Calgary	3-0 W	1-0-0-0
2	Oct. 12	San Jose	5-3 W	2-0-0-0
3	Oct. 14	Calgary	2-3 L	2-1-0-0
4	Oct. 16	Boston	3-6 L	2-2-0-0
5	Oct. 18	@ Anaheim	2-2 T	2-2-1-0
6	Oct. 19	@ Los Angeles	2-2 T	2-2-2-0
7	Oct. 21	@ San Jose	5-2 W	3-2-2-0
8	Oct. 24	Anaheim	2-2 T	3-2-3-0
9	Oct. 26	Dallas	1-4 L	3-3-3-0
10	Oct. 29	Buffalo	1-1 T	3-3-4-0
11	Oct. 31	Colorado	1-5 L	3-4-4-0
12	Nov. 2	@ Minnesota	4-2 W	4-4-4-0
13	Nov. 4	@ Colorado	4-2 W	5-4-4-0
14	Nov. 6	@ Dallas	0-4 L	5-5-4-0
15	Nov. 9	@ Phoenix	5-2 W	6-5-4-0
16	Nov. 12	St. Louis	6-3 W	7-5-4-0
17	Nov. 14	Los Angeles	3-2 W	8-5-4-0
18	Nov. 16	NY Rangers	3-1 W	9-5-4-0
19	Nov. 20	Chicago	5-3 W	10-5-4-0
20	Nov. 22	Detroit	4-1 W	11-5-4-0
21	Nov. 25	@ Minnesota	2-1 W	12-5-4-0
22	Nov. 27	@ Carolina	3-2 W	13-5-4-0
23	Nov. 29	@ Tampa Bay	5-3 W	14-5-4-0
24	Nov. 30	@ Florida	5-2 W	15-5-4-0
25	Dec. 3	@ NY Islanders	1-2 L	15-6-4-0
26	Dec. 4	@ New Jersey	3-2 W	16-6-4-0
27	Dec. 7	Minnesota	2-4 L	16-7-4-0
28	Dec. 9	Calgary	1-2 L	16-8-4-0
29	Dec. 11	Colorado	3-1 W	17-8-4-0
30	Dec. 14	@ Edmonton	6-3 W	18-8-4-0
31	Dec. 15	Calgary	3-3 T	18-8-5-0
32	Dec. 17	@ Chicago	2-3 L	18-9-5-0
33	Dec. 19	@ Nashville	3-1 W	19-9-5-0
34	Dec. 21	Edmonton	4-3 W	20-9-5-0
35	Dec. 23	@ Colorado	3-5 L	20-10-5-0
36	Dec. 26	@ Edmonton	4-2 W	21-10-5-0
37	Dec. 28	Anaheim	7-3 W	22-10-5-0
38	Dec. 31	Toronto	3-5 L	22-11-5-0
39	Jan. 2	Montreal	3-2 W	23-11-5-0
40	Jan. 4	Florida	3-2 W	24-11-5-0
41	Jan. 8	Ottawa	6-4 W	25-11-5-0

No	Date	Opponent	Score	Record
42	Jan. 10	Columbus	2-3 L	25-12-5-0
43	Jan. 11	@ San Jose	0-3 L	25-13-5-0
44	Jan. 14	Nashville	4-3 W	26-13-5-0
45	Jan. 16	@ Minnesota	2-5 L	26-14-5-0
46	Jan. 17	@ Chicago	4-2 W	27-14-5-0
47	Jan. 19	@ Detroit	4-1 W	28-14-5-0
48	Jan. 21	@ Nashville	2-3 L	28-15-5-0
49	Jan. 24	Detroit	2-5 L	28-16-5-0
50	Jan. 26	Phoenix	1-0 W	29-16-5-0
51	Jan. 28	Minnesota	2-2 T	29-16-6-0
52	Jan. 30	Edmonton	3-3 T	29-16-7-0
53	Feb. 4	@ Pittsburgh	3-2 W	30-16-7-0
54	Feb. 5	@ Columbus	4-4 T	30-16-8-0
55	Feb. 7	@ Buffalo	4-2 W	31-16-8-0
56	Feb. 10	Chicago	2-1 W	32-16-8-0
57	Feb. 13	Colorado	2-1 W	33-16-8-0
58	Feb. 15	@ Calgary	2-2 T	33-16-9-0
59	Feb. 18	@ Detroit	4-3 W	34-16-9-0
60	Feb. 20	@ St. Louis	4-2 W	35-16-9-0
61	Feb. 22	@ Edmonton	3-2 W	36-16-9-0
62	Feb. 23	Columbus	7-2 W	37-16-9-0
63	Feb. 25	Atlanta	8-0 W	38-16-9-0
64	Feb. 27	San Jose	2-3 L	38-17-9-0
65	Mar. 1	@ Montreal	1-1 T	38-17-10-0
66	Mar. 3	@ Boston	6-4 W	39-17-10-0
67	Mar. 4	@ Philadelphia	0-3 L	39-18-10-0
68	Mar. 6	@ Columbus	4-5 OT L	39-18-10-1
69	Mar. 8	@ Toronto	3-3 T	39-18-11-1
70	Mar. 11	NY Islanders	4-3 W	40-18-11-1
71	Mar. 13	St. Louis	4-4 T	40-18-12-1
72	Mar. 15	Toronto	0-1 L	40-19-12-1
73	Mar. 17	@ Dallas	4-2 W	41-19-12-1
74	Mar. 18	@ St. Louis	4-6 L	41-20-12-1
75	Mar. 20	Nashville	7-3 W	42-20-12-1
76	Mar. 23	Washington	6-0 W	43-20-12-1
77	Mar. 25	Dallas	3-4 L	43-21-12-1
78	Mar. 27	Phoenix	5-1 W	44-21-12-1
79	Mar. 29	@ Los Angeles	5-1 W	45-21-12-1
80	Mar. 30	@ Anaheim	1-3 L	45-22-12-1
81	Apr. 2	@ Phoenix	3-3 T	45-22-13-1
82	Apr. 6	Los Angeles	0-2 L	45-23-13-1



# 2003.04 SEASON RECORD

## NORTHWEST DIVISION FINISH

1st (101 Points)

## COACH

Marc Crawford

## GM

Brian Burke

## CAPTAIN

Markus Naslund

## SCORING

Player	GP	G	A	PTS	PIM
Naslund	78	35	49	84	58
Morrison	82	22	38	60	50
Bertuzzi	69	17	43	60	122
D. Sedin	82	18	36	54	18
Rucinsky	Van 13	1	2	3	10
	Nyr 69	13	29	42	62
H. Sedin	76	11	31	42	32
Sopel	80	10	32	42	36
Sanderson	Van 13	3	4	7	4
	CBJ 67	13	16	29	34
Linden	82	14	22	36	26
Ohlund	82	14	20	34	73
Salo	74	7	19	26	22
Cooke	53	11	12	23	73
Jovanovski	56	7	16	23	64
King	47	12	9	21	8
Chubarov	65	12	7	19	14
Malik	78	3	16	19	45
Keane	64	8	9	17	20

Player	GP	G	A	PTS	PIM
Arvedson	41	8	7	15	12
Ruutu	71	6	8	14	133
May	70	5	6	11	137
Bergevin	VAN 9	0	2	2	2
	PIT 52	1	8	9	27
Player	GP	G	A	PTS	PIM
Allen	74	2	5	7	94
Kesler	28	2	3	5	16
Bouck	18	1	2	3	23
Baumgartner	VAN 9	0	3	3	2
	PIT 5	0	0	0	2
Brookbank	VAN 20	2	0	2	95
	NSH 9	0	0	0	38
Cloutier	60	0	1	1	22
Hedberg	21	0	0	0	10

Goaltender	GPI	MIN	GA	SO	AVG	W-L-T
Auld	6	349	12	0	2.06	2-2-2
Cloutier	60	3,539	134	5	2.27	33-21-6
Hedberg	21	1,098	46	3	2.51	8-6-2

## RESULTS

No	Date	Opponent	Score	Record
1	Oct. 9	Calgary	4-1 W	1-0-0-0
2	Oct. 11	Edmonton	3-0 W	2-0-0-0
3	Oct. 13	@ Columbus	2-3 L	2-1-0-0
4	Oct. 16	@ Detroit	2-3 L	2-2-0-0
5	Oct. 18	@ Minnesota	6-2 T	2-2-1-0
6	Oct. 20	Buffalo	4-1 W	3-2-1-0
7	Oct. 22	St. Louis	3-2 W	4-2-1-0
8	Oct. 26	Phoenix	3-3 T	4-2-2-0
9	Oct. 28	Columbus	6-3 W	5-2-2-0
10	Oct. 30	@ Los Angeles	3-1 W	6-2-2-0
11	Oct. 31	@ Phoenix	4-1 W	7-2-2-0
12	Nov. 3	Detroit	5-1 W	8-2-2-0
13	Nov. 5	@ Nashville	4-3 W	9-2-2-0
14	Nov. 6	@ St. Louis	2-3 L	9-3-2-0
15	Nov. 8	Minnesota	4-3 W	10-3-2-0
16	Nov. 11	@ Minnesota	0-1 L	10-4-2-0
17	Nov. 13	@ Philadelphia	3-4 OT L	10-4-2-1
18	Nov. 15	@ Boston	1-2 OT L	10-4-2-2
19	Nov. 18	Montreal	5-4 W	11-4-2-2
20	Nov. 20	Chicago	3-2 W	12-4-2-2
21	Nov. 22	Toronto	3-5 L	12-5-2-2
22	Nov. 24	@ Toronto	1-2 L	12-6-2-2
23	Nov. 25	@ Montreal	5-2 W	13-6-2-2
24	Nov. 27	@ Ottawa	3-2 W	14-6-2-2
25	Nov. 29	@ Calgary	4-4 T	14-6-3-2
26	Dec. 4	Calgary	1-4 L	14-7-3-2
27	Dec. 6	Minnesota	1-1 T	14-7-4-2
28	Dec. 9	Pittsburgh	4-3 W	15-7-4-2
29	Dec. 11	Colorado	1-1 T	15-7-5-2
30	Dec. 14	Carolina	2-1 W	16-7-5-2
31	Dec. 16	@ Nashville	2-1 W	17-7-5-2
32	Dec. 17	@ Dallas	1-3 L	17-8-5-2
33	Dec. 20	@ Edmonton	3-0 W	18-8-5-2
34	Dec. 22	Los Angeles	4-4 T	18-8-6-2
35	Dec. 26	@ Calgary	2-0 W	19-8-6-2
36	Dec. 27	Edmonton	2-6 L	19-9-6-2
37	Dec. 29	@ Colorado	3-2 W	20-9-6-2
38	Dec. 31	@ Chicago	4-3 W	21-9-6-2
39	Jan. 2	Colorado	2-4 L	21-10-6-2
40	Jan. 3	@ Calgary	3-1 W	22-10-6-2
41	Jan. 5	San Jose	1-2 L	22-11-6-2

No	Date	Opponent	Score	Record
42	Jan. 8	@ Los Angeles	3-1 W	23-11-6-2
43	Jan. 9	@ Anaheim	5-2 W	24-11-6-2
44	Jan. 11	Florida	2-2 T	24-11-7-2
45	Jan. 13	@ Phoenix	4-1 W	25-11-7-2
46	Jan. 15	@ San Jose	1-3 L	25-12-7-2
47	Jan. 17	Anaheim	1-2 L	25-13-7-2
48	Jan. 19	Dallas	2-3 L	25-14-7-2
49	Jan. 21	Tampa Bay	5-4 W	26-14-7-2
50	Jan. 25	Nashville	4-1 W	27-14-7-2
51	Jan. 27	Chicago	3-2 W	28-14-7-2
52	Jan. 29	@ St. Louis	4-2 W	29-14-7-2
53	Jan. 31	@ Washington	6-1 W	30-14-7-2
54	Feb. 2	@ NY Rangers	3-4 L	30-15-7-2
55	Feb. 3	@ NY Islanders	4-5 OT L	30-15-7-3
56	Feb. 5	@ New Jersey	4-0 W	31-15-7-3
57	Feb. 11	Calgary	2-3 L	31-16-7-3
58	Feb. 13	Atlanta	1-3 L	31-17-7-3
59	Feb. 14	Anaheim	1-2 L	31-18-7-3
60	Feb. 16	@ Colorado	1-0 W	32-18-7-3
61	Feb. 19	@ Minnesota	2-6 L	32-19-7-3
62	Feb. 21	@ Edmonton	3-4 OT L	32-19-7-4
63	Feb. 24	Detroit	4-2 W	33-19-7-4
64	Feb. 26	San Jose	3-2 W	34-19-7-4
65	Feb. 28	St. Louis	2-0 W	35-19-7-4
66	Mar. 3	@ Colorado	5-5 T	35-19-8-4
67	Mar. 5	@ Detroit	1-3 L	35-20-8-4
68	Mar. 6	@ Columbus	4-0 W	36-20-8-4
69	Mar. 8	Colorado	2-9 L	36-21-8-4
70	Mar. 10	Minnesota	1-1 T	36-21-9-4
71	Mar. 12	@ Edmonton	4-3 W	37-21-9-4
72	Mar. 13	Ottawa	1-2 L	37-22-9-4
73	Mar. 16	Nashville	2-2 T	37-22-10-4
74	Mar. 18	@ Dallas	0-3 L	37-23-10-4
75	Mar. 19	@ Chicago	3-4 OT L	37-23-10-5
76	Mar. 21	Columbus	4-5 L	37-24-10-5
77	Mar. 24	Los Angeles	1-0 W	38-24-10-5
78	Mar. 27	Dallas	3-2 W	39-24-10-5
79	Mar. 29	Phoenix	6-1 W	40-24-10-5
80	Mar. 31	@ Anaheim	2-1 W	41-24-10-5
81	Apr. 2	@ San Jose	4-1 W	42-24-10-5
82	Apr. 3	Edmonton	5-2 W	43-24-10-5

# 2005.06 SEASON RECORD

## NORTHWEST DIVISION FINISH

4th (92 Points)

## COACH

Marc Crawford

## GM

Dave Nonis

## CAPTAIN

Markus Naslund

## SCORING

Player	GP	G	A	PTS	PIM
Naslund	81	32	47	79	66
H. Sedin	82	18	57	75	56
Bertuzzi	82	25	46	71	120
D. Sedin	82	22	49	71	34
Morrison	82	19	37	56	84
Carter	81	33	22	55	41
Baumgartner	70	5	29	34	30
Ohlund	78	13	20	33	92
Salo	59	10	23	33	38
Jovanovski	44	8	25	33	58
Kesler	82	10	13	23	79
Carney	VAN 18	0	2	2	14
	ANA 61	2	16	18	48
Park	60	8	10	18	29
Cooke	45	8	10	18	71
Ruutu	82	10	7	17	142
Allen	77	7	10	17	115
Weinrich	VAN 16	0	0	0	8
	STL 59	1	16	17	44
Linden	82	7	9	16	15
McCarthy	VAN 51	2	4	6	43
	ATL 16	7	3	10	8

Player	GP	G	A	PTS	PIM
Mojzis	7	0	1	1	12
Burrows	43	7	5	12	61
Brown	VAN 12	0	0	0	8
	NJ 35	1	11	12	27
Green	33	4	2	6	14
Biekas	39	0	6	6	77
Brookbank	32	1	2	3	81
Goren	28	1	2	3	30
Bouck	12	1	1	2	21
Rypien	5	1	0	1	4
Auld	67	0	2	2	4
Balej	1	0	1	1	0
Cloutier	13	0	0	0	4
Butenschon	8	0	0	0	10
Ouellet	4	0	0	0	2
Ryan	1	0	0	0	2
Smith	1	0	0	0	0

Goaltender	GPI	MIN	GA	SO	AVG	W-L-T
McVicar	1	3	0	0	0.00	0-0-0
Auld	67	3,859	189	0	2.94	33-26-6
Cloutier	13	681	36	0	3.17	8-3-1
Ouellet	4	222	12	0	3.24	0-2-1
Noronon	VAN 4	170	10	0	3.53	1-1-0
	BUF 4	168	12	0	4.26	1-2-0

## RESULTS

No	Date	Opponent	Score	Record
1	Oct. 5	Phoenix	3-2 W	1-0-0
2	Oct. 8	@ Edmonton	3-4 O (SO)	1-0-1
3	Oct. 10	@ Detroit	4-2 W	2-0-1
4	Oct. 12	@ Minnesota	0-6 L	2-1-1
5	Oct. 14	@ Minnesota	5-3 W	3-1-1
6	Oct. 16	Dallas	5-2 W	4-1-1
7	Oct. 18	Chicago	6-2 W	5-1-1
8	Oct. 20	Phoenix	3-2 W	6-1-1
9	Oct. 22	Colorado	6-4 W	7-1-1
10	Oct. 25	@ Minnesota	3-1 W	8-1-1
11	Oct. 27	@ Colorado	2-6 L	8-2-1
12	Oct. 29	@ Colorado	3-4 O (OT)	8-2-2
13	Nov. 2	Minnesota	2-1 W	9-2-2
14	Nov. 4	Columbus	5-3 W	10-2-2
15	Nov. 5	@ Calgary	0-1 L	10-3-2
16	Nov. 7	@ Calgary	3-4 L	10-4-2
17	Nov. 10	Colorado	3-5 L	10-5-2
18	Nov. 13	Detroit	4-1 W	11-5-2
19	Nov. 16	@ San Jose	5-1 W	12-5-2
20	Nov. 17	@ Los Angeles	4-5 L	12-6-2
21	Nov. 20	@ Anaheim	3-2 W	13-6-2
22	Nov. 22	Chicago	3-1 W	14-6-2
23	Nov. 24	San Jose	3-2 W	15-6-2
24	Nov. 26	@ Phoenix	1-2 L	15-7-2
25	Nov. 27	@ Colorado	2-6 L	15-8-2
26	Nov. 30	Colorado	5-2 W	16-8-2
27	Dec. 1	@ Edmonton	3-5 L	16-9-2
28	Dec. 4	Boston	5-2 W	17-9-2
29	Dec. 9	Ottawa	3-2 W (SO)	18-9-2
30	Dec. 13	@ NY Rangers	3-2 W	19-9-2
31	Dec. 15	@ Philadelphia	5-4 W	20-9-2
32	Dec. 17	Edmonton	4-5 O (OT)	20-9-3
33	Dec. 19	Los Angeles	3-4 O (SO)	20-9-4
34	Dec. 21	Edmonton	6-7 L	20-10-4
35	Dec. 23	Calgary	5-6 O (SO)	20-10-5
36	Dec. 26	Calgary	1-2 L	20-11-5
37	Dec. 28	Nashville	4-3 W	21-11-5
38	Dec. 31	@ Minnesota	3-4 L	21-12-5
39	Jan. 2	@ St. Louis	1-4 L	21-13-5
40	Jan. 4	@ Dallas	1-3 L	21-14-5
41	Jan. 5	@ Chicago	3-2 W	22-14-5

No	Date	Opponent	Score	Record
42	Jan. 7	Calgary	4-3 W (OT)	23-14-5
43	Jan. 10	Toronto	4-3 W	24-14-5
44	Jan. 13	@ New Jersey	0-3 L	24-15-5
45	Jan. 14	@ NY Islanders	8-1 W	25-15-5
46	Jan. 16	@ Pittsburgh	4-2 W	26-15-5
47	Jan. 19	Buffalo	4-1 W	27-15-5
48	Jan. 21	Montreal	6-2 W	28-15-5
49	Jan. 23	@ St. Louis	0-4 L	28-16-5
50	Jan. 24	@ Columbus	5-6 L	28-17-5
51	Jan. 26	@ Detroit	1-2 L	28-18-5
52	Jan. 28	@ Colorado	4-3 W (SO)	29-18-5
53	Jan. 31	@ Phoenix	7-4 W	30-18-5
54	Feb. 3	@ Calgary	3-1 W	31-18-5
55	Feb. 4	@ Edmonton	1-3 L	31-19-5
56	Feb. 6	Columbus	7-4 W	32-19-5
57	Feb. 8	St. Louis	2-4 L	32-20-5
58	Feb. 10	Anaheim	1-3 L	32-21-5
59	Feb. 12	Minnesota	3-2 W (OT)	33-21-5
60	Feb. 28	@ Calgary	2-1 W	34-21-5
61	Mar. 2	@ Nashville	1-3 L	34-22-5
62	Mar. 3	@ Chicago	5-4 W (SO)	35-22-5
63	Mar. 5	St. Louis	1-4 L	35-23-5
64	Mar. 9	Nashville	2-3 O (OT)	35-23-6
65	Mar. 11	Dallas	1-2 L	35-24-6
66	Mar. 13	@ Dallas	2-4 L	35-25-6
67	Mar. 14	@ Nashville	0-5 L	35-26-6
68	Mar. 17	@ Columbus	3-2 W	36-26-6
69	Mar. 19	Detroit	3-7 L	36-27-6
70	Mar. 21	@ Edmonton	4-1 W	37-27-6
71	Mar. 23	Edmonton	4-3 W (SO)	38-27-6
72	Mar. 25	Edmonton	2-3 L	38-28-6
73	Mar. 27	Los Angeles	7-4 W	39-28-6
74	Mar. 29	Minnesota	2-1 W	40-28-6
75	Mar. 31	Minnesota	1-2 O (SO)	40-28-7
76	Apr. 2	@ Anaheim	2-6 L	40-29-7
77	Apr. 3	@ Los Angeles	0-1 L	40-30-7
78	Apr. 8	Calgary	3-2 W (OT)	41-30-7
79	Apr. 10	Anaheim	2-4 L	41-31-7
80	Apr. 12	San Jose	4-5 O (OT)	41-31-8
81	Apr. 13	@ San Jose	3-5 L	41-32-8
82	Apr. 15	Colorado	4-3 W (OT)	42-32-8

# 2006.07 SEASON RECORD

## NORTHWEST DIVISION FINISH

1st (105 Points)

## COACH

Alain Vigneault

## GM

Dave Nonis

## CAPTAIN

Markus Naslund

## SCORING

Player	GP	G	A	PTS	PIM
D. Sedin	81	36	48	84	36
H. Sedin	82	10	71	81	66
Naslund	82	24	36	60	54
Morrison	82	20	31	51	60
Smolinski	VAN 20	4	3	7	8
	CHI 62	14	23	37	29
Biekša	81	12	30	42	134
Pyatt	76	23	14	37	42
Salo	67	14	23	37	26
Ohlund	77	11	20	31	80
Cooke	81	10	20	30	64
Sopel	VAN 20	1	4	5	10
	LA 44	4	19	23	14
Linden	80	12	13	25	34
Bulis	79	12	11	23	70
Kesler	48	6	10	16	40
Krajicek	78	3	13	16	64
Cowan	VAN 42	7	3	10	93
	LA 21	0	2	2	32
Mitchell	62	1	10	11	45

Player	GP	G	A	PTS	PIM
Burrows	81	3	6	9	93
Green	57	2	5	7	25
Fitzpatrick	58	1	6	7	46
Santala	30	1	5	6	24
Chouinard	42	2	2	4	10
Edler	22	1	2	3	6
Tremblay	12	1	2	3	12
Coulombe	7	0	1	1	4
Moran	3	0	1	1	2
Bourdon	9	0	0	0	4
Bouck	6	0	0	0	16
Reid	3	0	0	0	0
Schultz	2	0	0	0	0
Goren	2	0	0	0	0
Rypien	2	0	0	0	5
Smith	1	0	0	0	0
McIver	2	0	0	0	7

Goaltender	GPI	MIN	GA	SO	AVG	W-L-T
Luongo	76	4,490	171	5	2.29	47-22-6
Sabourin	9	480	21	0	2.63	2-4-1

## RESULTS

No	Date	Opponent	Score	Record
1	Oct. 5	@ Detroit	3-1 W	1-0-0
2	Oct. 6	@ Columbus	3-2 W (OT)	2-0-0
3	Oct. 8	@ Colorado	2-3 L	2-1-0
4	Oct. 10	@ Minnesota	1-2 O (SO)	2-1-1
5	Oct. 13	San Jose	4-6 L	2-2-1
6	Oct. 16	Edmonton	2-1 W	3-2-1
7	Oct. 17	@ Edmonton	1-2 L	3-3-1
8	Oct. 20	@ St. Louis	3-2 W (OT)	4-3-1
9	Oct. 21	@ Nashville	4-3 W (OT)	5-3-1
10	Oct. 23	@ Dallas	1-2 L	5-4-1
11	Oct. 25	@ Chicago	5-0 W	6-4-1
12	Oct. 27	Washington	3-2 W (SO)	7-4-1
13	Oct. 31	Nashville	2-3 L	7-5-1
14	Nov. 2	@ Minnesota	2-5 L	7-6-1
15	Nov. 4	@ Colorado	2-3 L	7-7-1
16	Nov. 6	Dallas	2-1 W	8-7-1
17	Nov. 9	Anaheim	0-6 L	8-8-1
18	Nov. 11	Calgary	2-3 L	8-9-1
19	Nov. 14	Detroit	2-3 L	8-10-1
20	Nov. 17	St. Louis	4-2 W	9-10-1
21	Nov. 19	Chicago	2-1 W	10-10-1
22	Nov. 22	@ Detroit	4-3 W (OT)	11-10-1
23	Nov. 23	@ Nashville	0-6 L	11-11-1
24	Nov. 25	@ Colorado	1-4 L	11-12-1
25	Nov. 28	Columbus	1-0 W	12-12-1
26	Nov. 30	Anaheim	1-2 L	12-13-1
27	Dec. 2	Colorado	2-1 W	13-13-1
28	Dec. 4	Edmonton	0-4 L	13-14-1
29	Dec. 8	Carolina	3-5 W (OT)	14-14-1
30	Dec. 9	@ Calgary	4-3 L	14-15-1
31	Dec. 12	Phoenix	2-5 W	15-15-1
32	Dec. 14	Calgary	3-1 W	16-15-1
33	Dec. 16	Minnesota	2-1 W	17-15-1
34	Dec. 19	@ Minnesota	2-5 L	17-16-1
35	Dec. 21	@ Boston	0-2 L	17-17-1
36	Dec. 22	@ Columbus	2-3 L	17-18-1
37	Dec. 26	@ Calgary	3-1 W	18-18-1
38	Dec. 27	Calgary	6-5 W (OT)	19-18-1
39	Dec. 30	Edmonton	6-2 W	20-18-1
40	Jan. 2	@ Calgary	3-2 W	21-18-1
41	Jan. 3	Dallas	2-1 W (SO)	22-18-1

No	Date	Opponent	Score	Record
42	Jan. 5	Edmonton	3-2 W (OT)	23-18-1
43	Jan. 7	Florida	4-3 W (SO)	24-18-1
44	Jan. 11	Minnesota	2-5 L	24-19-1
45	Jan. 13	@ Toronto	6-1 W	25-19-1
46	Jan. 16	@ Montreal	4-0 W	26-19-1
47	Jan. 18	@ Ottawa	2-1 W	27-19-1
48	Jan. 19	@ Buffalo	3-4 O (SO)	27-19-2
49	Jan. 26	Los Angeles	2-3 O (OT)	27-19-3
50	Jan. 28	San Jose	3-1 W	28-19-3
51	Jan. 30	Columbus	2-3 O (SO)	28-19-4
52	Feb. 1	Edmonton	5-3 W	29-19-4
53	Feb. 3	@ Calgary	3-4 L	29-20-4
54	Feb. 6	@ Edmonton	5-2 W	30-20-4
55	Feb. 7	Chicago	0-3 L	30-21-4
56	Feb. 10	Atlanta	3-2 W	31-21-4
57	Feb. 14	@ Minnesota	3-2 W (OT)	32-21-4
58	Feb. 16	@ Chicago	2-1 W (SO)	33-21-4
59	Feb. 18	Colorado	5-4 W	34-21-4
60	Feb. 20	@ Anaheim	3-2 W (OT)	35-21-4
61	Feb. 22	@ Los Angeles	3-2 W	36-21-4
62	Feb. 25	@ Dallas	1-2 O (OT)	36-21-5
63	Feb. 27	@ St. Louis	1-3 L	36-22-5
64	Mar. 1	Phoenix	4-3 W	37-22-5
65	Mar. 4	Minnesota	4-3 W (SO)	38-22-5
66	Mar. 6	Tampa Bay	5-1 W	39-22-5
67	Mar. 8	@ Phoenix	4-2 W	40-22-5
68	Mar. 9	@ San Jose	2-1 W (OT)	41-22-5
69	Mar. 11	@ Anaheim	2-4 L	41-23-5
70	Mar. 13	Minnesota	2-3 O (OT)	41-23-6
71	Mar. 15	St. Louis	3-2 W (OT)	42-23-6
72	Mar. 17	Detroit	4-1 W	43-23-6
73	Mar. 19	@ Edmonton	2-1 W	44-23-6
74	Mar. 21	Nashville	2-0 W	45-23-6
75	Mar. 25	Colorado	4-5 O (SO)	45-23-7
76	Mar. 27	@ Colorado	3-0 W	46-23-7
77	Mar. 29	@ Los Angeles	4-2 W	47-23-7
78	Mar. 31	Calgary	2-3 L	47-24-7
79	Apr. 3	Los Angeles	4-2 W	48-24-7
80	Apr. 5	Colorado	1-3 L	48-25-7
81	Apr. 7	@ San Jose	4-3 W (OT)	49-25-7
82	Apr. 8	@ Phoenix	1-3 L	49-26-7

# 2007.08 SEASON RECORD

## NORTHWEST DIVISION FINISH

5th (88 Points)

## COACH

Alain Vigneault

## GM

Dave Nonis

## CAPTAIN

Markus Naslund

## SCORING

Player	GP	G	A	PTS	PIM
H. Sedin	82	15	61	76	56
D. Sedin	82	29	45	74	50
Naslund	82	25	30	55	46
Pyatt	79	16	21	37	60
Kesler	80	21	16	37	79
Burrows	82	12	19	31	179
Morrison	39	9	16	25	18
Salo	63	8	17	25	38
Ohlund	53	9	15	24	79
Raymond	49	9	12	21	2
Edler	75	8	12	20	42
Pettinger	VAN 20	4	2	6	11
	WSH 56	2	5	7	25
Shannon	27	5	8	13	24
Linden	59	7	5	12	15
Mitchell	72	2	10	12	81
Biekse	34	2	10	12	90

Player	GP	G	A	PTS	PIM	
Krajicek	39	2	9	11	36	
Isbister	55	6	5	11	38	
Ritchie	71	3	8	11	80	
Miller	57	1	8	9	32	
Jaffray	19	2	4	6	19	
Rypien	22	1	2	3	41	
Bourdon	27	2	0	2	20	
Brown	19	1	0	1	55	
Cowan	46	0	1	1	110	
Weaver	55	0	1	1	33	
Fitzgerald	1	0	0	0	0	
McIver	17	0	0	0	52	
Hansen	5	0	0	0	2	
Goaltender	GPI	MIN	GA	SO	AVG	W-L-T
Luongo	73	4,233	168	6	2.38	35-29-9
Sanford	16	679	32	0	2.83	4-3-1
MacIntyre	2	61	3	0	2.95	0-1-0

## RESULTS

No	Date	Opponent	Score	Record
1	Oct. 5	San Jose	1-3 L	0-1-0
2	Oct. 6	@ Calgary	4-3 W (OT)	1-1-0
3	Oct. 10	Philadelphia	2-8 L	1-2-0
4	Oct. 12	@ Edmonton	5-2 W	2-2-0
5	Oct. 13	Edmonton	4-1 W	3-2-0
6	Oct. 15	San Jose	2-4 L	3-3-0
7	Oct. 19	Los Angeles	2-4 L	3-4-0
8	Oct. 21	@ Columbus	4-1 W	4-4-0
9	Oct. 22	@ Carolina	1-3 L	4-5-0
10	Oct. 24	@ Detroit	2-3 L	4-6-0
11	Oct. 26	@ Washington	3-2 W	5-6-0
12	Oct. 28	Detroit	2-3 L	5-7-0
13	Nov. 1	Nashville	0-3 L	5-8-0
14	Nov. 3	@ Colorado	4-3 W	6-8-0
15	Nov. 8	@ Calgary	3-2 W	7-8-0
16	Nov. 9	Colorado	2-1 W (OT)	8-8-0
17	Nov. 14	Edmonton	0-1 O (SO)	8-8-1
18	Nov. 16	Minnesota	6-2 W	9-8-1
19	Nov. 18	Calgary	4-1 W	10-8-1
20	Nov. 20	@ Edmonton	4-5 O (SO)	10-8-2
21	Nov. 21	@ Minnesota	4-2 W	11-8-2
22	Nov. 23	@ St. Louis	1-3 L	11-9-2
23	Nov. 25	Chicago	2-0 W	12-9-2
24	Nov. 27	Anaheim	4-0 W	13-9-2
25	Nov. 29	Columbus	2-0 W	14-9-2
26	Dec. 2	@ Minnesota	1-2 L	14-10-2
27	Dec. 5	@ Chicago	3-2 W	15-10-2
28	Dec. 6	@ Nashville	5-2 W	16-10-2
29	Dec. 8	Pittsburgh	1-2 O (SO)	16-10-3
30	Dec. 10	@ Los Angeles	2-4 L	16-11-3
31	Dec. 12	@ Anaheim	3-2 W	17-11-3
32	Dec. 13	@ San Jose	2-5 L	17-12-3
33	Dec. 15	@ Edmonton	1-2 O (SO)	17-12-4
34	Dec. 18	New Jersey	5-0 W	18-12-4
35	Dec. 20	Dallas	3-2 W	19-12-4
36	Dec. 22	@ Phoenix	2-1 O (SO)	20-12-4
37	Dec. 23	@ Colorado	1-3 L	20-13-4
38	Dec. 27	Calgary	5-3 W	21-13-4
39	Dec. 30	Anaheim	2-1 W	22-13-4
40	Dec. 31	@ Calgary	1-2 L	22-14-4
41	Jan. 3	NY Rangers	3-0 W	23-14-4

No	Date	Opponent	Score	Record
42	Jan. 8	NY Islanders	3-2 O (SO)	24-14-4
43	Jan. 10	@ San Jose	1-3 L	24-15-4
44	Jan. 11	Phoenix	3-4 L	24-16-4
45	Jan. 13	@ St. Louis	4-3 O (SO)	25-16-4
46	Jan. 15	@ Columbus	2-3 L	25-17-4
47	Jan. 17	@ Detroit	2-3 O (SO)	25-17-5
48	Jan. 19	Los Angeles	3-4 L	25-18-5
49	Jan. 21	Minnesota	2-4 L	25-19-5
50	Jan. 23	St. Louis	3-2 O (SO)	26-19-5
51	Jan. 29	Dallas	3-4 L	26-20-5
52	Jan. 31	@ Tampa Bay	3-4 L	26-21-5
53	Feb. 1	@ Florida	3-4 O (SO)	26-21-6
54	Feb. 5	@ Dallas	2-3 O (SO)	26-21-7
55	Feb. 7	@ Atlanta	2-1 W	27-21-7
56	Feb. 9	Colorado	2-6 L	27-22-7
57	Feb. 10	Chicago	3-2 W (SO)	28-22-7
58	Feb. 14	Minnesota	4-5 O (SO)	28-22-8
59	Feb. 16	Edmonton	4-2 W	29-22-8
60	Feb. 19	@ Minnesota	3-2 O (OT)	30-22-8
61	Feb. 21	@ Nashville	3-2 O (SO)	31-22-8
62	Feb. 23	Detroit	4-1 W	32-22-8
63	Feb. 27	Colorado	2-3 O (SO)	32-22-9
64	Feb. 29	Columbus	2-3 O (OT)	32-22-10
65	Mar. 2	@ Chicago	1-4 L	32-23-10
66	Mar. 4	@ Colorado	1-2 L	32-24-10
67	Mar. 6	Nashville	6-2 W	33-24-10
68	Mar. 8	St. Louis	4-2 W	34-24-10
69	Mar. 10	@ Los Angeles	2-1 W (OT)	35-24-10
70	Mar. 12	@ Anaheim	1-4 L	35-25-10
71	Mar. 13	@ Phoenix	0-2 L	35-26-10
72	Mar. 15	@ Dallas	4-3 W	36-26-10
73	Mar. 17	Phoenix	3-1 W	37-26-10
74	Mar. 20	@ Edmonton	4-1 W	38-26-10
75	Mar. 21	Minnesota	1-2 L	38-27-10
76	Mar. 25	@ Calgary	2-3 L	38-28-10
77	Mar. 26	@ Colorado	3-6 L	38-29-10
78	Mar. 28	@ Minnesota	0-4 L	38-30-10
79	Mar. 30	Calgary	6-2 W	39-30-10
80	Apr. 1	Colorado	2-4 L	39-31-10
81	Apr. 3	Edmonton	1-2 L	39-32-10
82	Apr. 5	Calgary	1-7 L	39-33-10

# 2008.09 SEASON RECORD

## NORTHWEST DIVISION FINISH

1st (100 Points)

## COACH

Alain Vigneault

## GM

Mike Gillis

## CAPTAIN

Roberto Luongo

## SCORING

Player	GP	G	A	PTS	PIM
D. Sedin	82	31	51	82	36
H. Sedin	82	22	60	82	48
Kesler	82	26	33	59	61
Demitra	69	20	33	53	20
Burrows	82	28	23	51	150
Bieksa	72	11	32	43	97
Edler	80	10	27	37	54
Bernier	81	15	17	32	27
Sundin	41	9	19	28	28
Wellwood	74	18	9	27	4
Ohlund	82	6	19	25	105
Salo	60	5	20	25	26
Mitchell	82	3	20	23	59
Raymond	72	11	12	23	24
Hansen	55	6	15	21	37
Pyatt	69	10	9	19	43

Player		GP	G	A	PTS	PIM	
Vaananen	VAN	3	0	1	1	0	
	PHI	46	1	9	10	22	
O'Brien		77	0	10	10	196	
Johnson		62	2	7	9	12	
Hordichuk		73	4	1	5	109	
Jaffray		14	2	2	4	14	
Rypien		12	3	0	3	19	
Davison		23	0	2	2	51	
Krog		4	1	0	1	2	
Bolduc		7	0	1	1	4	
Ouellet		3	0	0	0	0	
Goaltender		GPI	MIN	GA	SO	AVG	W-L-T
Luongo		54	3,181	124	9	2.34	33-13-7
LaBarbera		28	1,447	67	2	2.78	8-10-6
Sanford		19	973	42	1	2.59	7-8-0
Schneider		8	355	20	0	3.38	2-4-1

## RESULTS

No	Date	Opponent	Score	Record
1	Oct. 9	Calgary	6-0 W	1-0-0
2	Oct. 11	@ Calgary	5-4 W (OT)	2-0-0
3	Oct. 13	@ Washington	1-5 L	2-1-0
4	Oct. 16	@ Detroit	4-3 W (OT)	3-1-0
5	Oct. 17	@ Buffalo	2-5 L	3-2-0
6	Oct. 19	@ Chicago	2-4 L	3-3-0
7	Oct. 21	@ Columbus	2-4 L	3-4-0
8	Oct. 25	Edmonton	6-3 W	4-4-0
9	Oct. 28	Boston	0-1 L	4-5-0
10	Oct. 30	@ Los Angeles	4-0 W	5-5-0
11	Oct. 31	@ Anaheim	7-6 W (SO)	6-5-0
12	Nov. 2	Detroit	2-3 L	6-6-0
13	Nov. 4	Nashville	4-0 W	7-6-0
14	Nov. 6	Phoenix	1-0 W	8-6-0
15	Nov. 8	Minnesota	2-0 W	9-6-0
16	Nov. 12	Colorado	2-1 O (SO)	9-6-1
17	Nov. 15	Toronto	4-2 W	10-6-1
18	Nov. 17	@ NY Islanders	2-1 O (SO)	10-6-2
19	Nov. 19	@ NY Rangers	6-3 W	11-6-2
20	Nov. 20	@ Minnesota	3-2 W	12-6-2
21	Nov. 22	@ Pittsburgh	3-1 W	13-6-2
22	Nov. 24	Detroit	3-2 W (OT)	14-6-2
23	Nov. 27	Calgary	3-4 L	14-7-2
24	Nov. 29	@ Calgary	1-3 L	14-8-2
25	Dec. 1	@ Columbus	2-3 L	14-9-2
26	Dec. 4	@ Detroit	5-6 L	14-10-2
27	Dec. 5	@ Minnesota	2-1 W	15-10-2
28	Dec. 7	@ Colorado	4-5 O (SO)	15-10-3
29	Dec. 9	@ Nashville	3-1 W	16-10-3
30	Dec. 13	@ Edmonton	0-3 L	16-11-3
31	Dec. 14	Florida	5-3 W	17-11-3
32	Dec. 17	Edmonton	4-2 W	18-11-3
33	Dec. 20	Chicago	1-3 L	18-12-3
34	Dec. 22	Anaheim	4-3 W	19-12-3
35	Dec. 23	@ San Jose	0-5 L	19-13-3
36	Dec. 26	Edmonton	2-3 L	19-14-3
37	Dec. 28	Ottawa	3-0 W	20-14-3
38	Dec. 30	Philadelphia	2-3 L	20-15-3
39	Jan. 1	@ Nashville	2-1 W	21-15-3
40	Jan. 2	@ Atlanta	3-4 O (SO)	21-15-4
41	Jan. 4	Dallas	2-3 O (SO)	21-15-5

No	Date	Opponent	Score	Record
42	Jan. 7	@ Edmonton	4-2 W	22-15-5
43	Jan. 9	St. Louis	4-6 L	22-16-5
44	Jan. 10	San Jose	2-4 L	22-17-5
45	Jan. 13	New Jersey	3-5 L	22-18-5
46	Jan. 15	Phoenix	1-4 L	22-19-5
47	Jan. 18	Columbus	5-6 O (SO)	22-19-6
48	Jan. 20	@ San Jose	2-1 O (OT)	22-19-7
49	Jan. 28	Nashville	3-5 L	22-20-7
50	Jan. 31	Minnesota	3-4 O (OT)	22-20-8
51	Feb. 3	Carolina	4-3 W	23-20-8
52	Feb. 7	Chicago	7-3 W	24-20-8
53	Feb. 10	@ St. Louis	6-4 W	25-20-8
54	Feb. 12	@ Phoenix	4-3 W	26-20-8
55	Feb. 13	@ Dallas	1-2 L	26-21-8
56	Feb. 15	Montreal	4-2 W	27-21-8
57	Feb. 17	@ Calgary	4-3 O (SO)	28-21-8
58	Feb. 19	@ Ottawa	5-2 W	29-21-8
59	Feb. 21	@ Toronto	3-2 W (SO)	30-21-8
60	Feb. 24	@ Montreal	0-3 L	30-22-8
61	Feb. 27	Tampa Bay	2-1 W	31-22-8
62	Mar. 1	Columbus	3-1 W	32-22-8
63	Mar. 3	Minnesota	4-2 W	33-22-8
64	Mar. 7	San Jose	3-1 W	34-22-8
65	Mar. 9	@ Los Angeles	2-3 L	34-23-8
66	Mar. 11	@ Anaheim	4-3 O (OT)	34-23-9
67	Mar. 13	Los Angeles	4-2 W	35-23-9
68	Mar. 15	Colorado	4-2 W	36-23-9
69	Mar. 17	Dallas	4-2 W	37-23-9
70	Mar. 19	St. Louis	3-0 W	38-23-9
71	Mar. 21	@ Phoenix	1-5 L	38-24-9
72	Mar. 24	@ Dallas	5-2 W	39-24-9
73	Mar. 26	@ St. Louis	2-4 L	39-25-9
74	Mar. 27	@ Colorado	4-1 W	40-25-9
75	Mar. 29	@ Chicago	4-0 W	41-25-9
76	Mar. 31	@ Minnesota	2-1 W (OT)	42-25-9
77	Apr. 2	Anaheim	5-6 O (SO)	42-25-10
78	Apr. 4	@ Edmonton	3-5 L	42-26-10
79	Apr. 5	Colorado	1-4 L	42-27-10
80	Apr. 7	Calgary	4-1 W	43-27-10
81	Apr. 9	Los Angeles	1-0 W	44-27-10
82	Apr. 11	@ Colorado	1-0 W (OT)	45-27-10



# 2009.10 SEASON RECORD

## NORTHWEST DIVISION FINISH

1st (103 Points)

## COACH

Alain Vigneault

## GM

Mike Gillis

## CAPTAIN

Roberto Luongo

## SCORING

Player	GP	G	A	PTS	PIM	Player	GP	G	A	PTS	PIM
H. Sedin	82	29	83	112	48	O'Brien	65	2	6	8	79
D. Sedin	63	29	56	85	28	Johnson	58	1	4	5	12
Kesler	82	25	50	75	104	M. Schneider	17	2	3	5	12
Burrows	82	35	32	67	121	Rome	49	0	4	4	24
Samuelsson	74	30	23	53	64	Pettinger	9	1	2	3	6
Raymond	82	25	28	53	48	Baumgartner	12	1	1	2	2
Ehrhoff	80	14	30	44	42	Alberts	14	1	1	2	13
Edler	76	5	37	42	40	Hordichuk	56	1	1	2	142
Salo	68	9	19	28	18	Lukowich	13	1	1	2	4
Wellwood	75	14	11	25	12	Shirokov	6	0	0	0	2
Bernier	59	11	11	22	21	Bliznak	2	0	0	0	0
Bieksa	55	3	19	22	85	Bolduc	15	0	0	0	13
Demitra	28	3	13	16	0	Desbiens	1	0	0	0	2
Hansen	47	9	6	15	18	Oberg	2	0	0	0	0
Mitchell	48	4	8	12	48						
Grabner	20	5	6	11	8						
Glass	67	4	7	11	115						
Rypien	69	4	4	8	126						

## RESULTS

No	Date	Opponent	Score	Record	No	Date	Opponent	Score	Record
1	Oct. 1	@ Calgary	3-5 L	0-1-0	42	Jan. 2	@ Dallas	3-1 W	25-16-1
2	Oct. 3	@ Colorado	0-3 L	0-2-0	43	Jan. 5	Columbus	7-3 W	26-16-1
3	Oct. 5	Columbus	3-5 L	0-3-0	44	Jan. 7	Phoenix	4-0 W	27-16-1
4	Oct. 7	Montreal	7-1 W	1-3-0	45	Jan. 9	Calgary	2-3 O (SO)	27-16-2
5	Oct. 11	Dallas	4-3 W (SO)	2-3-0	46	Jan. 11	Nashville	2-3 L	27-17-2
6	Oct. 16	@ Calgary	3-5 L	2-4-0	47	Jan. 13	@ Minnesota	2-5 L	27-18-2
7	Oct. 17	Minnesota	2-1 W	3-4-0	48	Jan. 16	Pittsburgh	6-2 W	28-18-2
8	Oct. 19	@ Edmonton	1-2 L	3-5-0	49	Jan. 20	@ Edmonton	3-2 W (OT)	29-18-2
9	Oct. 21	@ Chicago	3-2 W	4-5-0	50	Jan. 21	Dallas	4-3 W	30-18-2
10	Oct. 24	Toronto	3-1 W	5-5-0	51	Jan. 23	Chicago	5-1 W	31-18-2
11	Oct. 25	Edmonton	2-0 W	6-5-0	52	Jan. 25	Buffalo	3-2 W	32-18-2
12	Oct. 27	Detroit	4-5 L	6-6-0	53	Jan. 27	St. Louis	3-2 W	33-18-2
13	Oct. 29	@ Los Angeles	2-1 W (SO)	7-6-0	54	Jan. 30	@ Toronto	5-3 W	34-18-2
14	Oct. 30	@ Anaheim	2-7 L	7-7-0	55	Feb. 2	@ Montreal	2-3 L	34-19-2
15	Nov. 1	Colorado	3-0 W	8-7-0	56	Feb. 4	@ Ottawa	1-3 L	34-20-2
16	Nov. 3	NY Rangers	4-1 W	9-7-0	57	Feb. 6	@ Boston	3-2 W (SO)	35-20-2
17	Nov. 5	@ Minnesota	5-2 W	10-7-0	58	Feb. 9	@ Tampa Bay	1-3 L	35-21-2
18	Nov. 6	@ Dallas	1-2 L	10-8-0	59	Feb. 11	@ Florida	3-0 W	36-21-2
19	Nov. 10	@ St. Louis	1-6 L	10-9-0	60	Feb. 12	@ Columbus	4-3 W	37-21-2
20	Nov. 12	@ Detroit	1-3 L	10-10-0	61	Feb. 14	@ Minnesota	2-6 L	37-22-2
21	Nov. 14	@ Colorado	8-2 W	11-10-0	62	Mar. 2	@ Columbus	4-3 W (OT)	38-22-2
22	Nov. 20	Colorado	5-2 W	12-10-0	63	Mar. 3	@ Detroit	6-3 W	39-22-2
23	Nov. 22	Chicago	0-1 L	12-11-0	64	Mar. 5	@ Chicago	3-6 L	39-23-2
24	Nov. 26	Los Angeles	4-1 W	13-11-0	65	Mar. 7	@ Nashville	4-2 W	40-23-2
25	Nov. 28	Edmonton	7-3 W	14-11-0	66	Mar. 9	@ Colorado	6-4 W	41-23-2
26	Nov. 29	San Jose	2-4 L	14-12-0	67	Mar. 10	@ Phoenix	3-4 O (SO)	41-23-3
27	Dec. 2	@ New Jersey	5-2 W	15-12-0	68	Mar. 13	Ottawa	5-1 W	42-23-3
28	Dec. 3	@ Philadelphia	3-0 W	16-12-0	69	Mar. 14	Calgary	3-1 W	43-23-3
29	Dec. 5	@ Carolina	3-5 L	16-13-0	70	Mar. 16	NY Islanders	2-5 L	43-24-3
30	Dec. 8	@ Nashville	2-4 L	16-14-0	71	Mar. 18	San Jose	3-2 W	44-24-3
31	Dec. 10	Atlanta	4-2 W	17-14-0	72	Mar. 20	Detroit	3-4 O (OT)	44-24-4
32	Dec. 12	Minnesota	4-3 W	18-14-0	73	Mar. 23	@ Edmonton	2-3 L	44-25-4
33	Dec. 14	Los Angeles	3-1 W	19-14-0	74	Mar. 24	Anaheim	4-1 W	45-25-4
34	Dec. 16	Anaheim	2-3 L	19-15-0	75	Mar. 27	@ San Jose	2-4 L	45-26-4
35	Dec. 18	Washington	3-2 W	20-15-0	76	Mar. 30	Phoenix	4-1 W	46-26-4
36	Dec. 20	St. Louis	1-3 L	20-16-0	77	Apr. 1	@ Los Angeles	3-8 L	46-27-4
37	Dec. 22	Nashville	4-1 W	21-16-0	78	Apr. 2	@ Anaheim	5-4 W (SO)	47-27-4
38	Dec. 26	Edmonton	4-1 W	22-16-0	79	Apr. 4	Minnesota	4-3 W (OT)	48-27-4
39	Dec. 27	@ Calgary	5-1 W	23-16-0	80	Apr. 6	Colorado	3-4 O (SO)	48-27-5
40	Dec. 29	@ Phoenix	2-3 O (SO)	23-16-1	81	Apr. 8	@ San Jose	2-4 L	48-28-5
41	Dec. 31	@ St. Louis	4-3 W (OT)	24-16-1	82	Apr. 10	Calgary	7-3 W	49-28-5

# 2010.11 SEASON RECORD

## NORTHWEST DIVISION FINISH

1st (117 Points)

## COACH

Alain Vigneault

## GM

Mike Gillis

## CAPTAIN

Henrik Sedin

## SCORING

Player	GP	G	A	PTS	PIM
D. Sedin	82	41	63	104	32
H. Sedin	82	19	75	94	40
Kesler	82	41	32	73	66
Samuelsson	75	18	32	50	36
Ehrhoff	79	14	36	50	52
Burrows	72	26	22	48	77
Raymond	70	15	24	39	10
Edler	51	8	25	33	24
Malhotra	72	11	19	30	22
Torres	80	14	15	29	78
Hansen	82	9	20	29	32
Higgins VAN	14	2	3	5	6
FLA	48	11	12	23	10
Hamhuis	64	6	17	23	34
Biekse	66	6	16	22	73
Tambellini	62	9	8	17	18
Lapierre VAN	19	1	0	1	8
ANA	21	0	3	3	9
MTL	38	5	3	8	63
Glass	73	3	7	10	72
Salo	27	3	4	7	14
Ballard	65	2	5	7	53

Player	GP	G	A	PTS	PIM	
Alberts	42	1	6	7	41	
Rome	56	1	4	5	53	
Bolduc	24	2	2	4	21	
Oreskovich	16	0	3	3	8	
Sweatt	3	1	1	2	2	
Hodgson	8	1	1	2	0	
Volpatti	15	1	1	2	16	
Schaefer	16	1	1	2	2	
Shirokov	2	1	0	1	0	
Bliznak	4	1	0	1	0	
Rypien	9	0	1	1	31	
Tanev	29	0	1	1	0	
Oberg	2	0	0	0	0	
Andersson	4	0	0	0	0	
Parent	4	0	0	0	0	
Sauve	5	0	0	0	0	
Perrault	7	0	0	0	0	
Desbiens	12	0	0	0	10	
Goaltender	GPI	MIN	GA	SO	AVG	W-L-T
Luongo	60	3,590	126	4	2.11	38-15-7
Schneider	25	1,372	51	1	2.23	16-4-2

## RESULTS

No	Date	Opponent	Score	Record
1	Oct. 9	Los Angeles	1-2 O (SO)	0-0-1
2	Oct. 11	Florida	2-1 W	1-0-1
3	Oct. 13	@ Anaheim	3-4 L	1-1-1
4	Oct. 15	@ Los Angeles	1-4 L	1-2-1
5	Oct. 17	Carolina	5-1 W	2-2-1
6	Oct. 19	@ Minnesota	2-6 L	2-3-1
7	Oct. 20	@ Chicago	1-2 O (SO)	2-3-2
8	Oct. 22	Minnesota	5-1 W	3-3-2
9	Oct. 26	Colorado	4-3 W (OT)	4-3-2
10	Nov. 1	New Jersey	3-0 W	5-3-2
11	Nov. 2	@ Edmonton	4-3 W	6-3-2
12	Nov. 4	@ Colorado	3-1 W	7-3-2
13	Nov. 6	Detroit	6-4 W	8-3-2
14	Nov. 9	@ Montreal	0-2 L	8-4-2
15	Nov. 11	@ Ottawa	6-2 W	9-4-2
16	Nov. 13	@ Toronto	5-3 W	10-4-2
17	Nov. 15	@ Buffalo	3-4 O (OT)	10-4-3
18	Nov. 17	@ Pittsburgh	1-3 L	10-5-3
19	Nov. 20	Chicago	1-7 L	10-6-3
20	Nov. 21	Phoenix	2-3 L	10-7-3
21	Nov. 24	Colorado	4-2 W	11-7-3
22	Nov. 26	San Jose	6-1 W	12-7-3
23	Dec. 1	@ Calgary	7-2 W	13-7-3
24	Dec. 3	@ Chicago	3-0 W	14-7-3
25	Dec. 5	St. Louis	2-3 L	14-8-3
26	Dec. 8	Anaheim	5-4 W (SO)	15-8-3
27	Dec. 11	Tampa Bay	4-5 O (OT)	15-8-4
28	Dec. 12	@ Edmonton	2-1 W	16-8-4
29	Dec. 15	Columbus	3-2 W (OT)	17-8-4
30	Dec. 18	Toronto	4-1 W	18-8-4
31	Dec. 20	@ St. Louis	3-1 W	19-8-4
32	Dec. 22	@ Detroit	4-5 O (OT)	19-8-5
33	Dec. 23	@ Columbus	7-3 W	20-8-5
34	Dec. 26	Edmonton	3-2 W	21-8-5
35	Dec. 28	Philadelphia	6-2 W	22-8-5
36	Dec. 31	@ Dallas	4-1 W	23-8-5
37	Jan. 2	@ Colorado	2-1 W	24-8-5
38	Jan. 3	@ San Jose	4-3 W	25-8-5
39	Jan. 5	Calgary	3-1 W	26-8-5
40	Jan. 7	Edmonton	6-1 W	27-8-5
41	Jan. 8	Detroit	1-2 O (SO)	27-8-6

No	Date	Opponent	Score	Record
42	Jan. 11	@ NY Islanders	4-3 W (SO)	28-8-6
43	Jan. 13	@ NY Rangers	0-1 L	28-9-6
44	Jan. 14	@ Washington	4-2 W	29-9-6
45	Jan. 16	@ Minnesota	0-4 L	29-10-6
46	Jan. 18	@ Colorado	3-4 O (OT)	29-10-7
47	Jan. 20	San Jose	1-2 O (SO)	29-10-8
48	Jan. 22	Calgary	3-4 O (SO)	29-10-9
49	Jan. 24	Dallas	7-1 W	30-10-9
50	Jan. 26	Nashville	2-1 W	31-10-9
51	Feb. 1	@ Dallas	4-1 W	32-10-9
52	Feb. 2	@ Phoenix	6-0 W	33-10-9
53	Feb. 4	Chicago	4-3 W	34-10-9
54	Feb. 7	Ottawa	4-2 W	35-10-9
55	Feb. 9	Anaheim	3-4 L	35-11-9
56	Feb. 12	Calgary	4-2 W	36-11-9
57	Feb. 14	@ St. Louis	2-3 L	36-12-9
58	Feb. 15	@ Minnesota	4-1 W	37-12-9
59	Feb. 17	@ Nashville	1-3 L	37-13-9
60	Feb. 19	Dallas	5-2 W	38-13-9
61	Feb. 22	Montreal	2-3 L	38-14-9
62	Feb. 24	St. Louis	3-2 W	39-14-9
63	Feb. 26	Boston	1-3 L	39-15-9
64	Mar. 1	Columbus	2-1 W (SO)	40-15-9
65	Mar. 3	Nashville	0-3 L	40-16-9
66	Mar. 5	@ Los Angeles	3-1 W	41-16-9
67	Mar. 6	@ Anaheim	3-0 W	42-16-9
68	Mar. 8	@ Phoenix	4-3 W (OT)	43-16-9
69	Mar. 10	@ San Jose	5-4 W (SO)	44-16-9
70	Mar. 12	@ Calgary	4-3 W	45-16-9
71	Mar. 14	Minnesota	4-2 W	46-16-9
72	Mar. 16	Colorado	4-2 W	47-16-9
73	Mar. 18	Phoenix	1-3 L	47-17-9
74	Mar. 23	@ Detroit	2-1 W	48-17-9
75	Mar. 25	@ Atlanta	3-1 W	49-17-9
76	Mar. 27	@ Columbus	4-1 W	50-17-9
77	Mar. 29	@ Nashville	3-1 W	51-17-9
78	Mar. 31	Los Angeles	3-1 W	52-17-9
79	Apr. 2	Edmonton	1-4 L	52-18-9
80	Apr. 5	@ Edmonton	0-2 L	52-19-9
81	Apr. 7	Minnesota	5-0 W	53-19-9
82	Apr. 9	@ Calgary	3-2 W (OT)	54-19-9







ALL-TIME

# ALL-TIME ROSTER

## A

Adams, Greg C.	1988.89
Adams, Greg G.	1987.88 to 1994.95
Affleck, Bruce	1979.80
Agnew, Jim	1986.87 to 1987.88
	1989.90 to 1991.92

### Alberts, Andrew

Alexander, Claire	2009.10 to 1977.78
Allen, Bryan	2000.01 to 2005.06
<b>Andersson, Jonas</b>	<b>2010.11 to</b>
Antoski, Shawn	1990.91 to 1994.95
Arbour, John	1970.71
Arvedson, Magnus	2003.04
Ashton, Brent	1979.80 to 1980.81
Aucuin, Adrian	1994.95 to 2000.01
Auld, Alex	2001.02 to 2005.06

## B

Babych, Dave	1991.92 to 1997.98
Bakovic, Peter	1987.88
Balej, Jozef	2005.06
<b>Ballard, Keith</b>	<b>2010.11 to</b>
Balon, Dave	1971.72 to 1972.73
Bannerman, Murray	1977.78
Baron, Murray	1998.99 to 2002.03
Bartel, Robin	1986.87

### Baumgartner, Nolan

	<b>2002.03 to 2005.06, 2008.09 to</b>
Bawa, Robin	1991.92
Beech, Kris	2007.08
Belanger, Jesse	1995.96
Belland, Neil	1981.82 to 1985.86
Benning, Jim	1986.87 to 1989.90
Beranek, Josef	1994.95 to 1995.96
Bernier, Steve	2008.09 to 2009.10
Berehowsky, Drake	2000.01 to 2001.02
Bergevin, Marc	2003.04
Berry, Ken	1987.88 to 1988.89
Bertuzzi, Todd	1997.98 to 2005.06
<b>Bieksa, Kevin</b>	<b>2005.06 to</b>
Blight, Rick	1975.76 to 1980.81
Bliznak, Mario	2009.10
Block, Ken	1970.71
Boddy, Gregg	1971.72 to 1975.76
Bodger, Doug	1999.00
Bohonos, Lonny	1996.97 to 1997.98
Boldirev, Ivan	1979.80 to 1982.83
Bolduc, Alex	2008.09 to 2010.11
Bolonchuk, Larry	1972.73
Bonni, Ryan	1999.00
Bordeleau, Paulin	1973.74 to 1975.76
Bouck, Tyler	2003.04 to 2006.07
Boudrias, Andre	1970.71 to 1975.76
Bourdon, Luc	2006.07 to 2007.08
Boyd, Randy	1987.88 to 1988.89
Bozek, Steve	1988.89 to 1990.91
Bradley, Brian	1987.88 to 1990.91
Brasar, Per-Olov	1979.80 to 1981.82
Brashear, Donald	1996.97 to 2001.02
Bridgman, Mel	1988.89
Brochu, Martin	2001.02
Brodeur, Richard	1980.81 to 1987.88
Bromley, Gary	1978.79 to 1980.81
Brookbank, Wade	2003.04 to 2005.06
Brown, Cam	1990.91
Brown, Jeff	1993.94 to 1995.96
Brown, Mike	2000.01 to 2001.02
Brown, Mike	2007.08 to 2008.09

Brown, Sean	2005.06
Bruce, David	1985.86 to 1988.89
Bubla, Jiri	1981.82 to 1985.86
Bulis, Jan	2006.07
Bullock, Bruce	1972.73, 1974.75, 1976.77
Bure, Pavel	1991.92 to 1997.98
Burke, Sean	1997.98

### Burrows, Alex

Buskas, Rod	2005.06 to 1989.90
Butcher, Garth	1981.82 to 1990.91
Butenshon, Sven	2005.06
Butler, Jerry	1979.80 to 1981.82

## C

Callander, Drew	1978.79 to 1979.80
Campbell, Colin	1980.81 to 1981.82
Caprice, Frank	1982.83 to 1987.88
Capuano, Dave	1989.90 to 1990.91
Capuano, Jack	1990.91
Carney, Keith	2005.06
Caron, Jacques	1973.74
Carriere, Larry	1976.77 to 1977.78
Carson, Jimmy	1993.94
Carter, Anson	2005.06
Cassels, Andrew	1999.00 to 2001.02
Charbonneau, Jose	1988.89,
	1993.94 to 1994.95

Chouinard, Marc	2006.07
Christie, Mike	1980.81
Chubarov, Artem	1999.00 to 2003.04
Ciccone, Enrico	1997.98
Cloutier, Dan	2000.01 to 2005.06
Cochrane, Glen	1985.86 to 1986.87
Connelly, Wayne	1971.72
Convery, Brandon	1997.98 to 1998.99
Cook, Bob	1970.71
Cooke, Matt	1998.99 to 2007.08
Corrigan, Mike	1970.71 to 1971.72
Coulombe, Patrick	2006.07 to 2008.09
Courtinall, Geoff	1990.91 to 1994.95
Courtinall, Russ	1994.95 to 1996.97
Courville, Larry	1995.96 to 1997.98
Cowan, Jeff	2006.07 to 2008.09
Coxe, Craig	1984.85 to 1987.88
	1989.90 to 1990.91
Craven, Murray	1992.93 to 1993.94
Crawford, Marc	1981.82 to 1986.87
Crowder, Troy	1996.97
Cullen, Ray	1970.71
Cullimore, Jassen	1994.95 to 1996.97
Currie, Tony	1981.82 to 1983.84

## D

Daigneault, J.J.	1984.85 to 1985.86
Daily, Bob	1973.74 to 1976.77
Davison, Rob	2008.09
Delorme, Ron	1981.82 to 1984.85
DeMarco, Ab	1974.75 to 1975.76
Demitra, Pavol	2008.09 to 2009.10
Derlago, Bill	1978.79 to 1979.80
Desbiens, Guillaume	2009.10 to 2010.11
Diduck, Gerald	1990.91 to 1994.95
Dirk, Robert	1990.91 to 1993.94
Doak, Gary	1970.71 to 1971.72
Dowd, Jim	1995.96
Druken, Harold	1999.00 to 2002.03
Dunbar, Dale	1985.86
Dunn, Dave	1973.74 to 1974.75
Dyck, Ed	1971.72 to 1973.74
	1971.72 to 1973.74

## E

<b>Edler, Alexander</b>	<b>2006.07 to</b>
Ehrhoff, Christian	2009.10 to 2010.11
Eisenhut, Neil	1993.94
Eldebrink, Anders	1981.82 to 1982.83
Ellacott, Ken	1982.83
Eriksson, Roland	1978.79
Essensa, Bob	2000.01

## F

Fedorov, Fedor	2002.03 to 2003.04
Fergus, Tom	1991.92 to 1992.93
FitzGerald, Zack	2007.08 to 2008.09
Fitzpatrick, Rory	2006.07
Flockhart, Rob	1976.77 to 1978.79
Folco, Peter	1973.74
Fortier, Dave	1976.77
Fountain, Mike	1996.97
Fraser, Curt	1978.79 to 1982.83

## G

Gagner, Dave	1998.99
Gamble, Troy	1986.87, 1988.89
	1990.91 to 1991.92
	1970.71 to 1971.72
Gardner, George	1982.83 to 1984.85
Garrett, John	1975.76 to 1978.79
Gassoff, Brad	1993.94 to 1997.98
Gelinas, Martin	1990.91
Gibson, Don	1977.78 to 1980.81
Gillis, Jere	1983.84 to 1984.85
	2009.10 to 2010.11
Glass, Tanner	1973.74
Gloor, Dan	1993.94
Glynn, Brian	1976.77 to 1979.80
Goodenough, Larry	1998.99
Gordon, Robb	1998.99
Goren, Lee	2005.06 to 2006.07
Gould, John	1973.74 to 1976.77
Gould, Larry	1973.74
Grabner, Michael	2009.10
Gradin, Thomas	1978.79 to 1985.86
Graves, Hiliard	1976.77 to 1978.79
Green, Josh	2005.06 to 2006.07
Gregg, Randy	1991.92
Grenier, Martin	2003.04
Grisdale, John	1974.75 to 1978.79
Guevremont, Jocelyn	1971.72 to 1974.75
Gu, Kevin	1988.89 to 1990.91

## H

Hall, Murray	1970.71 to 1971.72
Hall, Taylor	1983.84 to 1986.87
Halward, Doug	1980.81 to 1986.87
<b>Hamhuis, Dan</b>	<b>2010.11 to</b>
Hammond, Ken	1991.92
Hanlon, Glen	1977.78 to 1981.82
<b>Hansen, Jannik</b>	<b>2006.07 to</b>
Hargreaves, Jim	1970.71, 1972.73
Hatoum, Ed	1970.71
Hawgood, Greg	1999.00 to 2000.01
Hawkins, Todd	1988.89 to 1989.90
Hazlett, Steve	1979.80
Hedberg, Johan	2003.04
Hedican, Bret	1993.94 to 1998.99
Heinz, Rick	1981.82
Helmer, Bryan	2000.01 to 2002.03
Hendrickson, Darby	1998.99 to 1999.00
<b>Higgins, Chris</b>	<b>2010.11 to</b>
Hirsch, Corey	1995.96 to 1998.99



Hlavac, Jan	2001.02 to 2002.03
Hlinka, Ivan	1981.82 to 1982.83
Hodge, Charlie	1970.71
<b>Hodgson, Cody</b>	<b>2010.11 to</b>
Hodgson, Dan	1986.87 to 1988.89
Holden, Josh	1998.99 to 2001.02
Holloway, Bruce	1984.85
Holt, Randy	1978.79
Homenuke, Ron	1972.73
Hordichuk, Darcy	2008.09 to 2009.10
Huber, Willie	1987.88
Hubick, Greg	1979.80
Hughes, John	1979.80
Hunter, Tim	1992.93 to 1995.96
Hurlbut, Bob	1974.75
Huscroft, Jamie	1997.98 to 1998.99

## I

Irbe, Arturs	1997.98
Isbister, Brad	2007.08

## J

Jackson, Dane	1993.94 to 1994.95
Jaffray, Jason	2007.08 to 2008.09
Johnson, Danny	1970.71 to 1971.72
Johnson, Ryan	2008.09 to 2009.10
Jokela, Mikko	2002.03
Joseph, Chris	1996.97, 1999.00
Jovanovski, Ed	1998.99 to 2005.06

## K

Kannegiesser, Sheldon	1977.78
Kariya, Steve	1999.00 to 2001.02
Kavanagh, Pat	2000.01, 2002.03 to 2003.04
Keane, Mike	2003.04
Kearns, Dennis	1971.72 to 1980.81
Kesa, Dan	1993.94
<b>Kesler, Ryan</b>	<b>2003.04 to</b>
Kidd, Ian	1987.88 to 1988.89
King, Jason	2002.03 to 2003.04
Kirtson, Mark	1982.83 to 1984.85
Klatt, Trent	1998.99 to 2002.03
Kocur, Joey	1995.96
Komarniski, Zenith	1999.00, 2002.03
Korab, Jerry	1973.74
Kozak, Don	1978.79
Krajicek, Lukas	2006.07 to 2008.09
Krog, Jason	2008.09
Kron, Robert	1990.91 to 1992.93
Krutov, Vladimir	1989.90
Kucera, Frantisek	1995.96 to 1996.97
Kulak, Stu	1982.83, 1986.87
Kurtenbach, Orland	1970.71 to 1973.74
Kurtz, Justin	2001.02
Kurvers, Tom	1990.91

## L

LaBarbera, Jason	2008.09
Lachance, Scott	2000.01 to 2001.02
Lafayette, Nathan	1993.94 to 1994.95
Lalonde, Bobby	1971.72 to 1976.77
Lampman, Mike	1973.74
Langdon, Darren	2002.03
Lanthier, Jean-Marc	1983.84 to 1985.86
	1987.88
Lanz, Rick	1980.81 to 1986.87

## Lapierre, Maxim

Larionov, Igor	1989.90 to 1991.92
Lawless, Paul	1987.88
LeBlanc, John	1986.87 to 1987.88
Ledyard, Grant	1997.98
Leeb, Brad	1999.00, 2001.02
Leeman, Gary	1994.95
Legace, Manny	1999.00
Lemay, Moe	1981.82 to 1986.87
Lemieux, Richard	1971.72 to 1973.74
Lenardon, Tim	1989.90
Letowski, Trevor	2001.02 to 2002.03
Lever, Don	1972.73 to 1979.80
Levie, Craig	1986.87
Lidster, Doug	1983.84 to 1992.93
Linden, Trevor	1988.89 to 1997.98

Lindgren, Lars	1978.79 to 1983.84
Lindgren, Mats	2002.03

Lockett, Ken	1974.75 to 1975.76
Logan, Dave	1979.80 to 1980.81
Loney, Brian	1995.96
Lowry, Dave	1985.86 to 1987.88
Lukowich, Brad	2009.10
Lumme, Jyrki	1989.90 to 1997.98
Lunde, Len	1970.71

## Luongo, Roberto

Lupul, Gary	2006.07 to 1979.80
-------------	--------------------

## M

MacAdam, Al	1984.85
MacDonald, Blair	1980.81 to 1982.83
MacDonald, Brett	1987.88
MacIntyre, Drew	2007.08
Mair, Jim	1972.73 to 1974.75
Maki, Wayne	1970.71 to 1972.73
<b>Malhotra, Manny</b>	<b>2010.11 to</b>
Malik, Marek	2002.03 to 2003.04
Malkoc, Dean	1995.96
Manery, Kris	1979.80
Maniago, Cesare	1976.77 to 1977.78
Manno, Bob	1976.77 to 1980.81
Marois, Mario	1980.81
Martin, Grant	1983.84 to 1984.85
Martin, Pitt	1977.78 to 1978.79
Mason, Bob	1990.91
Maxwell, Brad	1986.87
May, Brad	1997.98 to 1999.00

	2002.03 to 2003.04
Mazur, Jay	1988.89 to 1991.92
McAllister, Chris	1997.98 to 1998.99
McBain, Andrew	1989.90 to 1991.92
McCabe, Bryan	1997.98 to 1998.99
McCarthy, Kevin	1978.79 to 1983.84
McCarthy, Steve	2005.06
McCord, Dennis	1973.74
McDonnell, Joe	1981.82
McIlhargey, Jack	1976.77 to 1979.80
McIntyre, John	1993.94 to 1994.95
McIver, Nathan	2006.07 to 2007.08
McKichan, Steve	1990.91
McLean, Kirk	1987.88 to 1997.98
McLelland, Dave	1972.73
McNab, Peter	1983.84 to 1984.85
McSheffrey, Bryan	1972.73 to 1973.74
McVicar, Rob	2005.06

## 2010.11 to

	1989.90 to 1991.92
	1987.88
	1986.87 to 1987.88
	1997.98
	1999.00, 2001.02
	1994.95
	1999.00
	1981.82 to 1986.87
	1971.72 to 1973.74
	1989.90
	2001.02 to 2002.03
	1972.73 to 1979.80
	1986.87
	1983.84 to 1992.93
	1988.89 to 1997.98
	2001.02 to 2007.08
	1978.79 to 1983.84
	2002.03
	1974.75 to 1975.76
	1979.80 to 1980.81
	1995.96
	1985.86 to 1987.88
	2009.10
	1989.90 to 1997.98
	1970.71

## 2006.07 to

	1979.80 to 1985.86
--	--------------------

Meehan, Gerry	1974.75
Melnik, Larry	1987.88 to 1989.90
Messier, Mark	1997.98 to 1999.00
Michaud, Alfie	1999.00
Miller, Aaron	2007.08
Minor, Gerry	1979.80 to 1983.84
Mitchell, Willie	2006.07 to 2009.10
Mogilny, Alexander	1995.96 to 1999.00
Mojzis, Tomas	2005.06
Molin, Lars	1981.82 to 1983.84
Momesso, Sergio	1990.91 to 1994.95
Monahan, Garry	1974.75 to 1977.78
Moran, Brad	2006.07
Morin, Stephane	1992.93 to 1993.94
Morrison, Brendan	1999.00 to 2007.08
Morrison, Dave	1984.85
Moss, Tyler	2002.03
Muckalt, Bill	1998.99 to 1999.00
Murphy, Rob	1987.88 to 1991.92
Murray, Bob	1974.75 to 1976.77
Murzyn, Dana	1990.91 to 1998.99

## N

Namestnikov, John	1993.94 to 1996.97
Naslund, Markus	1995.96 to 2007.08
Nedved, Petr	1990.91 to 1992.93
Neely, Cam	1983.84 to 1985.86
Nemchinov, Sergei	1996.97
Neill, Jim	1981.82 to 1983.84
Noonan, Brian	1996.97 to 1997.98
Nordmark, Robert	1988.89 to 1990.91
Noronen, Mika	2005.06
Nycholat, Lawrence	2008.09, 2009.10

## O

Oberg, Evan	2009.10 to 2010.11
Oddleifson, Chris	1973.74 to 1980.81
Odjick, Gino	1990.91 to 1997.98
O'Brien, Shane	2008.09 to 2009.10
O'Flaherty, Gerry	1972.73 to 1977.78
Ohlund, Mattias	1997.98 to 2008.09
Oksiuta, Roman	1994.95 to 1995.96
O'Neil, Paul	1973.74
<b>Oreskovich, Victor</b>	<b>2010.11 to</b>
O'Sullivan, Chris	1999.00
Ouellet, Maxime	2005.06
Ouellet, Michel	2008.09

## P

Paiement, Rosaire	1970.71 to 1971.72
<b>Parent, Ryan</b>	<b>2010.11 to</b>
Park, Richard	2005.06
Peca, Mike	1993.94 to 1994.95
Pederson, Barry	1986.87 to 1989.90
Pederson, Denis	1999.00 to 2001.02
Perrault, Joel	2010.11
Peterson, Brent	1985.86 to 1986.87
Petit, Michel	1982.83 to 1987.88
Pettinger, Matt	2007.08, 2009.10
Plavsic, Adrien	1989.90 to 1994.95
Popiel, Poul	1970.71 to 1971.72
Potvin, Felix	1999.00 to 2000.01
Pratt, Tracy	1973.74 to 1975.76
Primeau, Kevin	1980.81
Pronger, Sean	2003.04
Pyatt, Taylor	2006.07 to 2008.09

# ALL-TIME ROSTER

## Q

Quinn, Dan	1989.90 to 1990.91
Quinn, Pat	1970.71 to 1971.72

## R

Ratushny, Dan	1992.93
Raycroft, Andrew	2009.10
<b>Raymond, Mason</b>	<b>2007.08 to</b>
Reaume, Marc	1970.71
Reid, Brandon	2002.03 to 2003.04, 2006.07
Reinhart, Paul	1988.89 to 1989.90
Richardson, Glen	1975.76
Richter, Dave	1986.87 to 1987.88
Ridley, Curt	1975.76 to 1977.78
	1979.80
Ridley, Mike	1995.96 to 1996.97
Ritchie, Byron	2007.08
Rizzuto, Garth	1970.71
Roberts, David	1996.97 to 1997.98
Robertsson, Bert	1997.98 to 1998.99
Robitaille, Mike	1974.75 to 1976.77
Rochefort, Leon	1974.75 to 1975.76
Rohlicek, Jeff	1987.88 to 1988.89
Rohlin, Leif	1995.96 to 1996.97
<b>Rome, Aaron</b>	<b>2009.10 to</b>
Ronning, Cliff	1990.91 to 1995.96
Rota, Darcy	1979.80 to 1983.84
Rucinsky, Martin	2003.04
Ruutu, Christian	1994.95
Ruutu, Jarkko	1999.00 to 2005.06
Ryan, Prestin	2005.06 to 2006.07
Rypien, Rick	2005.06 to 2010.11

## S

Sabourin, Dany	2006.07
<b>Salo, Sami</b>	<b>2002.03 to</b>
<b>Samuelsson, Mikael</b>	<b>2009.10 to</b>
Sanderson, Derek	1976.77
Sanderson, Geoff	1997.98, 2003.04
Sandlak, Jim	1985.86 to 1992.93
	1995.96
Sanford, Curtis	2007.08 to 2008.09
Santala, Tommi	2006.07
Saunders, David	1987.88
<b>Sauve, Yann</b>	<b>2010.11 to</b>
Scatchard, Dave	1997.98 to 1999.00
Schaefer, Peter	1998.99 to 2001.02, 2010.11
Schella, John	1970.71 to 1971.72
Schliebener, Andy	1981.82,
	1983.84 to 1984.85
Schmautz, Bobby	1970.71 to 1973.74
	1980.81
<b>Schneider, Cory</b>	<b>2008.09 to</b>
Schneider, Mathieu	2009.10

Schultz, Jesse	2006.07
Schwab, Corey	1999.00
<b>Sedin, Daniel</b>	<b>2000.01 to</b>
<b>Sedin, Henrik</b>	<b>2000.01 to</b>
Sedlbauer, Ron	1974.75 to 1979.80
Seguin, Danny	1970.71, 1973.74
Semak, Alexander	1996.97
Semenov, Anatoli	1992.93
Shannon, Ryan	2007.08
Sharifjanov, Vadim	1999.00
Shirokov, Sergei	2009.10 to 2010.11
Sillinger, Mike	1995.96 to 1997.98
Skriko, Petri	1984.85 to 1990.91
Skudra, Peter	2001.02 to 2002.03
Slegr, Jiri	1992.93 to 1994.95,
	2003.04
	1970.71
Sly, Darryl	1978.79 to 1979.80
Smith, Brad	1988.89 to 1989.90
Smith, Doug	
Smith, Gary	1973.74 to 1975.76
Smith, Nathan	2003.04 to 2006.07
Smolinski, Bryan	2006.07
Smyl, Stan	1978.79 to 1990.91
Snepsts, Harold	1974.75 to 1983.84
	1988.89 to 1989.90
	1997.98 to 1999.00
	1973.74
	1998.99 to 2003.04,
	2006.07
Snow, Garth	1971.72
Sobchuk, Gene	1976.77
Sopel, Brent	1996.97 to 1998.99
	1987.88 to 1989.90
	2000.01
Speck, Fred	1987.88 to 1990.91
Spruce, Andy	1984.85
Staios, Steve	1970.71,
Stanley, Daryl	1976.77 to 1977.78
Stapleton, Mike	1971.72
Stern, Ronnie	1994.95 to 1995.96
Stevens, Mike	1973.74
Stewart, Ralph	1997.98 to 2001.02
	1986.87 to 1987.88
	2008.09
Stewart, Ron	1982.83 to 1986.87
Stojanov, Alek	1986.87 to 1989.90
Stone, Steve	2010.11
Strudwick, Jason	
Summanen, Raimo	
Sundin, Mats	
Sundstrom, Patrik	
Sutter, Rich	
Sweatt, Lee	

## T

Tallon, Dale	1970.71 to 1972.73
Tambellini, Jeff	2010.11
Tambellini, Steve	1985.86 to 1987.88
<b>Tanev, Chris</b>	<b>2010.11 to</b>
Tannahill, Don	1972.73 to 1973.74
Tanti, Tony	1982.83 to 1989.90

Taylor, Ted	1970.71 to 1971.72
Tezikov, Alexei	2001.02
Tikkanen, Esa	1995.96 to 1996.97
Torres, Raffi	2010.11
Tremblay, Yannick	2006.07
Tudor, Rob	1978.79 to 1979.80

## V

Vaananen, Ossi	2008.09
Vaic, Lubomir	1997.98, 1999.00
Vaive, Rick	1979.80
Valk, Garry	1990.91 to 1992.93
Vasiljevs, Herbert	2001.02
Ververgaert, Dennis	1973.74 to 1978.79
Veysey, Sid	1977.78
Vilgrain, Claude	1987.88
<b>Volpatti, Aaron</b>	<b>2010.11 to</b>

## W

Walker, Scott	1994.95 to 1997.98
Walter, Ryan	1991.92 to 1992.93
Walton, Mike	1975.76 to 1977.78
Ward, Dixon	1992.93 to 1993.94
Ward, Ron	1971.72
Warriner, Todd	2001.02 to 2002.03
Washburn, Steve	1998.99
Weaver, Mike	2007.08
Weekes, Kevin	1998.99 to 1999.00
Weeks, Steve	1987.88 to 1990.91
Weinrich, Eric	2005.06
Wellwood, Kyle	2008.09 to 2009.10
Whitmore, Kay	1992.93 to 1994.95
Wickenheiser, Doug	1987.88
Wilcox, Barry	1972.73, 1974.75
Wiley, Jim	1975.76 to 1976.77
Wilkins, Barry	1970.71 to 1974.75
Williams, Tiger	1979.80 to 1983.84
Wilson, Dunc	1970.71 to 1972.73
	1978.79
Wiste, Jim	1970.71
Woodley, Dan	1987.88
Wotton, Mark	1994.95, 1996.97 to 1997.98
Wright, John	1972.73 to 1973.74

## Y

York, Harry	1998.99 to 1999.00
Young, Howie	1970.71
Young, Wendell	1985.86 to 1986.87

## Z

Zetterstrom, Lars	1978.79
Zezel, Peter	1997.98 to 1998.99

1

Murray Bannerman, Bruce Bullock, Sean Burke, Ed Dyck, Ken Ellacott, George Gardner, Glen Hanlon, Johan Hedberg, Charlie Hodge, **Roberto Luongo**, Kirk McLean, Maxime Ouellet, Peter Skudra, Gary Smith, Dunc Wilson, Wendell Young.

2

Jim Agnew, Gary Doak, Jocelyn Guevremont, Kevan Guy, Doug Halward, **Dan Hamhuis**, Ken Hammond, Willie Huber, Ian Kidd, Frantisek Kucera, Craig Levie, Dave Logan, Bob Manno, John Namestnikov, Mattias Ohlund, Mike Robitaille, Lars Zetterstrom.

3

**Kevin Bieksa**, Doug Bodger, Larry Bolonchuk, Garth Butcher, Keith Carney, Bob Dailey, Anders Eldebrink, Bret Hedican, Doug Lidster, Lars Lindgren, Joe McDonnell, Michel Petit, Pat Quinn, Brent Sopel.

4

**Keith Ballard**, **Nolan Baumgartner**, Jim Benning, Luc Bourdon, Rob Davison, Ab Demarco, Gerald Diduck, Greg Hawgood, Randy Holt, John Hughes, Frantisek Kucera, Justin Kurtz, Rick Lanz, Grant Ledyard, Bryan McCabe, Aaron Miller, Brent Sopel, Mike Walton, Barry Wilkins, Mark Wotton.

5

Bryan Allen, John Arbour, Garth Butcher, Colin Campbell, Larry Carriere, Christian Ehrhoff, Larry Goodenough, Jim Hargreaves, Sheldon Kannegiesser, Zenith Komarniski, Lukas Krajicek, Bob Manno, Dana Murzyn, Tracy Pratt, John Schella, Darryl Sly, Brad Smith, Ossi Vaananen.

6

Adrian Aucoin, Dennis Kearns, Robert Nordmark, Adrien Plavsic, Marc Reaume, Dave Richter, **Sami Salo**, Andy Schliebener, Alexei Tezikov, Howie Young.

7

Andre Boudrias, Tony Currie, Dave Fortier, Robb Gordon, Jamie Huscroft, Gary Lupul, Pit Martin, Gerry Minor, Brendan Morrison, Barry Pederson, Dan Quinn, David Roberts, Cliff Ronning, Sid Veysey.

8

Greg G. Adams, Jozef Balej, Rick Blight, Donald Brashear, Wayne Connelly, Taylor Hall, Danny Johnson, Moe Lemay, Marek Malik, Peter McNab, Gerry Meehan, Willie Mitchell, Jim Mill, Bobby Schmautz, Alex Stojanov, Eric Weinrich.

9

Ivan Boldirev, Russ Courtnall, Harold Druken, Ed Hatoum, Mike Keane, Gary Leeman, Don Lever, Brad May, Andrew McBain, Taylor Pyatt, Bobby Schmautz, Mike Stapleton, Dale Tallon, Tony Tanti, Lubomir Vaic, Ryan Walter, Jim Wiste.

10

Rick Blight, Brian Bradley, Pavel Bure, Drew Callander, Geoff Courtnall, Ray Cullen, Tony Currie, Bill Derlago, Anders Eldebrink, Jere Gillis, Ryan Johnson, Jean-Marc Lanthier, Moe Lemay, Trevor Letowski, Don Lever, Brad May, Dave Morrison, Brent Peterson, Bobby Schmautz, Fred Speck, Ronnie Stern, Jeff Tambellini, Esa Tikkanen, Dennis Ververgaert.

11

Wayne Maki, Mark Messier, Chris Oddleifson.

12

Mike Corrigan, Rob Flockhart, Dan Gloor, Leon Rochefort, Stan Smyl, Ron Stewart, Barry Wilcox, Jim Wiley.

**RETIRED NOV.03.91 (SMYL).**

13

Mike Brown, Artem Chubarov, Lars Lindgren, Sergei Nemchinov, Matt Pettinger, Mats Sundin, Raffi Torres.

14

Jesse Belanger, Lonny Bohonos, Steve Bozek, **Alex Burrows**, Bob Cook, Geoff Courtnall, Larry Courville, Peter Folco, Jere Gillis, Darby Hendrickson, Josh Holden, Scott Lachance, Moe Lemay, Blair MacDonald, Dennis McCord, Chris Oddleifson, Brandon Reid, Geoff Sanderson, Bobby Schmautz, Danny Seguin, Steve Stone, Raimo Summanen, Tony Tanti, Doug Wickenheiser, Jim Wiste, John Wright.

15

Brent Ashton, Neil Bolland, Drake Berehowsky, Paulin Bordeleau, Mike Brown, J.J. Daigneault, Jim Dowd, Harold Druken, Tom Fergus, Dave Gagner, Tanner Glass, Hilliard Graves, Pat Kavanagh, John McIntyre, Rosaire Paiement, Adrien Plavsic, Sean Pronger, Byron Ritchie, Rick Rypien, Peter Schaefer, Rich Sutter, Todd Warriner.

16

Per.Olov Brasar, Brad Gassoff, Dan Hodgson, Mark Kirtton, Stu Kulak, Trevor Linden, Don Tannahill, Ted Taylor, Barry Wilcox, Jim Wiley.

**RETIRED DEC.17.08 (LINDEN).**

17

Drake Berehowsky, Lonny Bohonos, Jerry Butler, Drew Callander, Jimmy Carson, Jose Charbonneau, Tony Currie, Larry Gould, Todd Hawkins, Jan Havac, **Ryan Kesler**, Jason King, Vladimir Krutov, Paul Lawless, Bill Muckalt, Rob Murphy, Paul O'Neil, Mike Ridley, Jeff Rohlicek, Ron Sedlbauer, Danny Seguin, Vadim Sharifjanov, Patrik Sundstrom, Dixon Ward, Ron Ward, Doug Wickenheiser, John Wright, Howie Young.

18

Shawn Antoski, Steve Bernier, Ken Berry, Marc Crawford, Troy Crowder, Fedor Fedorov, Rory Fitzpatrick, Rob Flockhart, Larry Gould, John Grisdale, Ron Homenuke, Steve Kariya, Jason King, Robert Kron, Mike Lampman, Igor Larionov, Jim Mair, Richard Park, Poul Popiel, Bert Robertsson, Darcy Rota, Geoff Sanderson, Peter Schaefer, Brad Smith, **Chris Tanev**, Rick Vaive, Mike Weaver.

19

Claire Alexander, Ron Delorme, Dale Dunbar, Roland Eriksson, Steve Hazlett, Greg Hubick, Tim Hunter, Richard Lemieux, Kris Manery, Mario Marois, Markus Naslund, Petr Nedved, Glen Richardson, Derek Sanderson, Jim Sandlak, Ron Stewart, Dale Tallon, Rob Tudor, Jim Wiley. **RETIRED DEC.11.10 (NASLUND).**

20

Drew Callander, Jose Charbonneau, Jeff Cowan, Bill Derlago, Guillaume Desbines, George Gardner, Jim Hargreaves, **Chris Higgins**, John Hughes, Ryan Kesler, Bobby Lalonde, Darren Langdon, Grant Martin, Andrew McBain, Gerry Minor, John Namestnikov, **Ryan Parent**, Denis Pederson, Christian Ruuttu, Dave Scatchard, Bobby Schmautz, Jesse Schultz, Alexander Semak, Anatoli Semenov, Ronnie Stern, Steve Tambellini.

21

John Arbour, Magnus Arvedson, Peter Bakovic, Dave Balon, Tyler Bouck, Craig Cox, Jere Gillis, John Gould, Doug Halward, Ivan Hlinka, Josh Holden, Dennis Kearns, Zenith Komarniski, Jyrki Lumme, Rob Murphy, Cam Neely, **Mason Raymond**, Doug Smith, Bryan Smolinski, Gene Sobchuk.

22

Greg C. Adams, Gregg Boddy, Jeff Brown, Larry Courville, Craig Cox, Robert Dirk, Jocelyn Guevremont, Dan Hodgson, Dave Lowry, Bob Manno, Markus Naslund, Garth Rizzuto, **Daniel Sedin**, Andy Spruce, Tiger Williams, Peter Zezel.

# ALL-TIME UNIFORM NUMBERS

23

Murray Baron, Marc Bergevin, Sean Brown, **Alex Edler**, Neil Eisenhut, Martin Gelinas, Thomas Gradin, Martin Grenier, Murray Hall, Dan Hodgson, Bryan McCabe, Gerry O'Flaherty, Paul Reinhart, Garry Valk, Dan Woodley.

24

**Jonas Andersson**, Bruce Bullock, Jack Capuano, Matt Cooke, Tony Currie, Dave Dunn, Ed Dyck, Curt Fraser, Don Gibson, Randy Gregg, Darcy Hordichuk, Tom Kurvers, Doug Lidster, Len Lunde, Bryan McSheffrey, Larry Melnyk, Garry Monahan, Michel Petit, Jiri Slegr, Ralph Stewart, Scott Walker.

25

Kris Beech, Kevin Bieksa, David Bruce, Andrew Cassels, Josh Green, Dan Kesa, Orland Kurtenbach, Nathan LaFayette, Doug Lidster, Mats Lindgren, Al MacAdam, Jim Mair, Kevin McCarthy, Stephane Morin, Michel Ouellet, Matt Pettinger, Jim Sandlak, Sergei Shirokov, Steve Staios, Ralph Stewart, Alek Stojanov, Rob Tudor.

26

Bruce Affleck, Jim Agnew, Ken Block, Brandon Convery, George Gardner, Tim Hunter, Bob Hurlburt, Trent Klatt, Don Kozak, Steve McCarthy, Bryan McSheffrey, Gerry Meehan, Lars Molin, Stephane Morin, Bob Murray, Martin Rucinsky, **Mikael Samuelsson**, Tommi Santala, Ryan Shannon, Mike Sillinger, Petri Skriko, Ralph Stewart, Steve Stone, Tiger Williams.

27

Shawn Antoski, Todd Bertuzzi, Randy Boyd, Mike Brown, Glen Cochrane, Brandon Convery, Craig Cox, Lee Goren, Brad Isbister, Mikko Jokela, Jerry Korab, Jason Krog, John LeBlanc, **Manny Malhotra**, Brad Maxwell, Sergio Momesso, Leif Rohlin, Mathieu Schneider, Harold Snepsts, Mark Wotton, Harry York.

28

Luc Bourdon, Donald Brashear, Mel Bridgman, Wade Brookbank, Rod Buskas, Jerry Butler, Dave Capuano, Mike Christie, Craig Cox, Marc Crawford, Rob Flockhart, Brian Glynn, Larry Goodenough, Taylor Hall, Bryan Helmer, Chris Joseph, Joey Kocur, Jean-Marc Lanthier, John LeBlanc, Brian Noonan, Roman Oksiuta, Dan Ratushny, Yannick Tremblay, Rick Vaive, Steve Washburn.

29

Randy Boyd, Jiri Bubla, Glen Cochrane, Patrick Coulombe, Jason Jaffray, Kris Manery, Jack McIlhargey, Gino Odjick, Felix Potvin, Kevin Primeau, **Aaron Rome**, Peter Schaefer, Nathan Smith, Daryl Stanley, Herbert Vasiljevs.

30

Martin Brochu, Gary Bromley, Bruce Bullock, Frank Caprice, Jacques Caron, Ed Dyck, Mike Fountain, George Gardner, Jason LaBarbera, Ken Lockett, Cesare Maniago, Steve McKichan, Dave McLelland, Tyler Moss, Andrew Raycroft, Garth Snow, Dunc Wilson.

31

Shawn Antoski, Bruce Bullock, Troy Gamble, John Garrett, Rick Heinz, Corey Hirsch, Manny Legace, Drew MacIntyre, Bob Mason, Mika Noronen, Lubomir Vaic, Steve Weeks, Dunc Wilson.

32

Jim Agnew, Peter Bakovic, Robin Bartel, Neil Belland, Tyler Bouck, Marc Chouinard, Craig Cox, Murray Craven, Bruce Holmoway, Arturs Irbe, Chris Joseph, Ian Kidd, Dean Malkoc, Brad May, Lawrence Nychoilat, Joel Perrault, Corey Schwab.

33

Marc Crawford, Tim Lenardon, Jay Mazur, Alfie Michaud, Mike Peca, Jim Sandlak, David Saunders, **Henrik Sedin**, Mike Stevens, Steve Weeks.

34

Neil Belland, Jassen Cullimore, Guillaume Desbiens, Neil Eisenhut, Ian Kidd, Brad Lukowich, Brett MacDonald, Rob McVicar, Jeff Rohlicek, Jason Strudwick, Claude Vilgrain.

35

Alex Auld, Richard Brodeur, Bruce Bullock, Ed Dyck, Bob Essensa, Troy Gamble, Curt Ridley, Dany Sabourin, **Cory Schneider**, Kevin Weekes, Kay Whitmore.

36

Jim Agnew, Ryan Bonni, Josh Green, **Jannik Hansen**, Dane Jackson, Brian Loney, Chris McAllister.

37

Brandon Reid, Jarkko Ruutu, Rick Rypien.

38

Jan Bulis, Pavol Demitra, Todd Hawkins, Brad Leeb, **Victor Oreskovich**.

39

Enrico Ciccone, Dan Cloutier, **Cody Hodgson**, Brad Moran, Evan Oberg, Chris O'Sullivan.

40

Michael Grabner, **Maxim Lapierre**.

41

**Andrew Alberts**, Robin Bawa, Prestin Ryan, Curtis Sanford.

42

Josef Beranek, Kyle Wellwood.

43

Don Gibson, Pat Kavanagh.

44

Dave Babych, **Nolan Baumgartner**, Todd Bertuzzi, Rob Murphy.

45

Mike Brown.

46

Nathan McIver, Tomas Mojzis.

47

**Yann Sauve**.

48

Cam Brown, Bert Robertsson.

49

Alex Bolduc, Zack FitzGerald.

52

Sven Butenschon.

54

**Aaron Volpatti**.

55

Ed Jovanovski, Shane O'Brien.

57

Lee Sweatt.

58

Robert Kron.

62

Mario Bliznak.

64

Evan Oberg.

66

Gino Odjick.

71

Jiri Slegr.

72

Peter Schaefer.

77

Anson Carter.

81

Fedor Fedorov.

89

Alexander Mogilny.

96

Pavel Bure.

# ALL-TIME DRAFT SELECTIONS

## 2011

1	29	Nicklas Jensen	F	Oshawa
3	71	David Honzik	G	Victoriaville
3	90	Alexandre Grenier	RW	Quebec
4	101	Joseph LaBate	C	Holy Angels
4	120	Ludwig Blomstrand	D	Djurgarden Jr.
5	150	Frank Corrado	D	Sudbury
6	180	Patрик Westerholm	C	Malmo
7	210	Henrik Tømmernes	D	Frolunda

## 2010

4	115	Patrick McNally	D	Milton Academy
5	145	Adam Polasek	D	P.E.I.
6	172	Alex Friesen	C	Niagara
6	175	Jonathan Ilahti	G	SM-liiga
7	205	Sawyer Hannay	D	Halifax

## 2009

1	22	Jordan Schroeder	C	Minnesota
2	53	Anton Rodin	RW	U-20 Sweden
3	83	Kevin Connaughton	D	Michigan
4	113	Jeremy Price	D	Nepean
5	143	Peter Andersson	D	Frolunda Jr.
6	173	Joe Cannata	G	Merrimack College
7	187	Steven Anthony	LW	Saint John

## 2008

1	10	Cody Hodgson	C	Brampton
2	41	Yann Sauve	D	Saint John
5	131	Prab Rai	RW	Seattle
6	161	Mats Froshaug	LW	Linköping/Nyköping
7	191	Morgan Clark	G	Red Deer

## 2007

1	25	Patrick White	C	Tri-City
2	33	Taylor Ellington	D	Everett
5	145	Charles-Antoine Messier	C	Baie-Comeau
5	146	Ilja Kablukov	C	CSKA Moscow
6	176	Taylor Matson	F	Des Moines
7	206	Dan Gendur	RW	Everett

## 2006

1	14	Michael Grabner	RW	Spokane
3	82	Daniel Rahimi	D	Bjorkloven
6	163	Sergei Shirokov	RW	CSKA Moscow
6	167	Juraj Simek	W	Kloten Jr.
7	197	Evan Fuller	C	Prince George

## 2005

1	10	Luc Bourdon	D	Val d'Or
2	51	Mason Raymond	LW	Camrose
4	114	Alexandre Vincent	G	Chicoutimi
5	138	Matt Butcher	C	Chilliwack
6	185	Kris Fredheim	D	Notre Dame
7	205	Mario Bliznak	C	Dubnica Jr.

## 2004

1	26	Cory Schneider	G	Phillips-Andover Academy
3	91	Alexander Edler	D	Jamtland
4	125	Andrew Sarauer	LW	Langley
5	159	Mike Brown	RW	Michigan
6	189	Julien Ellis	G	Shawinigan
8	254	David Schulz	D	Swift Current
9	287	Jannik Hansen	RW	Rodovre

## 2003

1	23	Ryan Kesler	C	Ohio St.
2	60	Marc-Andre Bernier	RW	Halifax
4	111	Brandon Nolan	C	Oshawa
4	128	Ty Morris	LW	St. Albert
5	160	Nicklas Danielsson	RW	Brynas
6	190	Chad Brownlee	D	Vernon
7	222	F.P. Guenette	C	Halifax
8	252	Sergei Topol	LW	Omsk
8	254	Nathan McIver	D	St. Michael's
9	285	Matthew Hansen	D	Seattle

## 2002

2	49	Kiril Koltsov	D	Omsk
2	55	Denis Grot	D	Elektrostal
3	68	Brett Skinner	D	Des Moines
3	83	Lukas Mensator	G	Karlovy Vary
4	114	John Laliberte	RW	New Hampshire
5	151	Rob McVicar	G	Brandon
7	214	Marc-Andre Roy	RW	Baie-Comeau
7	223	Ilia Krikunov	LW	Elektrostal
8	247	Matt Violin	G	Lake Superior St.
9	277	Thomas Nussli	RW	Zug
9	278	Matt Gens	D	St. Cloud St.

## 2001

1	16	R.J. Umberger	C	Ohio St.
3	66	Fedor Fedorov	C	Sudbury
4	114	Evgeny Gladskikh	RW	SK Magnitogorsk
5	151	Kevin Bieksa	D	Bowling Green
7	212	Jason King	RW	Halifax
8	245	Konstantin Mikhailov	C	HK Nizhnekamsk

## 2000

1	23	Nathan Smith	C	Swift Current
3	71	Thatcher Bell	C	Rimouski
3	93	Tim Branham	D	Barrie
5	144	Pavel Duma	C	Neftchimik
7	208	Brandon Reid	C	Halifax
8	241	Nathan Barrett	C	Lethbridge
9	272	Tim Smith	C	Spokane

## 1999

1	2	Daniel Sedin	LW	MoDo
1	3	Henrik Sedin	C	MoDo
3	69	Rene Vydareny	D	Bratislava
5	129	Ryan Thorpe	LW	Spokane
6	172	Josh Reed	D	Vernon
7	189	Kevin Swanson	G	Kelowna
8	218	Markus Kankaanpää	D	Jyp HT Jyväskylä
9	271	Darrell Hay	D	Tri-City

## 1998

1	4	Bryan Allen	D	Oshawa
2	31	Artem Chubarov	C	Dynamo
3	68	Jarkko Ruutu	LW	IFK Helsinki
3	81	Justin Morrison	RW	Colorado
4	90	Regan Darby	D	Tri-City
5	136	David Yfildt	D	Leksand
5	140	Rick Bertran	D	Kitchener
6	149	Paul Cabana	RW	Fort McMurray
7	177	Vince Malts	RW	Hull
8	204	Graig Mischler	C	Northeastern
8	219	Curtis Valentine	LW	Bowling Green
9	232	Jason Metcalfe	D	London



# ALL-TIME DRAFT SELECTIONS

## 1997

1	10	Brad Ference	D	Spokane
2	34	Ryan Bonni	D	Saskatoon
2	36	Harold Druken	D	Detroit
3	64	Kyle Freadrich	LW	Prince George
4	90	Chris Stanley	C	Belleville
5	114	David Darguzas	C	Edmonton
5	117	Matt Cockell	G	Saskatoon
6	144	Matt Cooke	LW	Windsor
6	148	Larry Shapley	D	Wells
7	171	Rod Leroux	D	Seattle
8	201	Denis Martynyuk	LW	Moscow
9	227	Peter Brady	G	Powell River

## 1996

1	12	Josh Holden	C	Regina
3	75	Zenith Komarniski	D	Tri-City
4	93	Jonas Soling	LW	Huddinge
5	121	Tyler Profsky	C	Kelowna
6	147	Nolan McDonald	G	U. Vermont
7	175	Clint Cabana	D	Medicine Hat
8	201	Jeff Scissons	C	Vernon
9	227	Lubomir Vaic	C	HC Kosice

## 1995

2	40	Chris McAllister	D	Saskatoon
3	61	Larry Courville	LW	Oshawa
3	66	Peter Schaefer	LW	Brandon
4	92	Lloyd Shaw	D	Seattle
5	120	Todd Norman	LW	Guelph
6	144	Brent Sopel	D	Swift Current
7	170	Stewart Bodtke	C	Colorado
8	196	Tyler Willis	RW	Swift Current
9	222	Jason Cugnet	G	Kelowna

## 1994

1	13	Mattias Ohlund	D	Pitea
2	39	Robb Gordon	C	Powell River
2	42	Dave Scatchard	C	Portland
3	65	Chad Allan	D	Saskatoon
4	92	Mike Dubinsky	RW	Brandon
5	117	Yanick Dube	RW	Laval
7	169	Yuri Kuznetsov	C	Omsk
8	195	Rob Trumbley	RW	Moose Jaw
9	221	Bill Muckalt	RW	Kelowna Jr. A
10	247	Tyson Nash	LW	Kamloops
11	273	Robert Longpre	C	Medicine Hat

## 1993

1	20	Mike Wilson	D	Sudbury
2	46	Rick Girard	C	Swift Current
4	98	Dieter Kochan	G	Vernon Lakers
5	124	Scott Walker	D	Owen Sound
6	150	Troy Creurer	D	Notre Dame
7	176	Jevgeni Babariko	C	Nizhni Novg.
8	202	Sean Tallaire	RW	Lake Superior St.
10	254	Bert Robertsson	D	Soderthalje
11	280	Sergei Tkachenko	G	Ham. (AHL)

## 1992

1	21	Libor Polasek	C	TJ Vitkovice
2	40	Mike Peca	C	Ottawa
2	45	Michael Fountain	G	Oshawa
3	69	Jeff Connolly	C	St. Sebastians HS
4	93	Brent Tully	D	Peterborough
5	110	Brian Loney	RW	Ohio St. U.
5	117	Adrian Aucoin	D	Boston U.
6	141	Jason Clark	C/LW	St. Thomas Jr. B
7	165	Scott Hollis	RW	Oshawa Generals
9	213	Sonny Mignacca	G	Medicine Hat
10	237	Mark Wotton	D	Saskatoon
11	261	Aaron Boh	D	Spokane

## 1991

1	7	Alek Stojanov	RW	Hamilton Dukes
2	29	Jassen Cullimore	D	Peterborough
3	51	Sean Pronger	C	Bowling Green
5	95	Dan Kesa	RW	Prince Albert
6	117	Jevgeni Namestnikov	D	Novgorod
7	139	Brent Thurston	LW	Spokane
8	161	Eric Johnson	RW	Armstrong HS
9	183	David Neilson	LW	Prince Albert
10	205	Brad Barton	D	Kitchener
11	227	Jason Fitzsimmons	G	Moose Jaw
12	249	Xavier Majic	C	R.P.I.

## 1990

1	2	Petr Nedved	C	Seattle
1	18	Shawn Antoski	LW	North Bay
2	23	Jiri Sleg	D	Litvinov
4	65	Darin Bader	LW	Saskatoon
5	86	Gino Odjick	LW	Laval
7	128	Daryl Filipek	D	Ferris State
8	149	Paul O'Hagan	D	Oshawa
9	170	Mark Cipriano	RW	Victoria
10	191	Troy Neumeier	D	Prince Albert
11	212	Tyler Ertel	C	North Bay
12	233	Karri Kivi	D	Ilves

## 1989

1	8	Jason Herter	D	North Dakota
2	29	Rob Woodward	LW	Deerfield HS
4	71	Brett Hauer	D	Richfield HS
6	113	Pavel Bure	LW	CSKA
7	134	Jim Revenberg	RW	Windsor
8	155	Rob Sangster	LW	Kitchener
9	176	Sandy Moger	RW	Lake Superior St.
10	197	Gus Morschauser	G	Kitchener
11	218	Hayden O'Rear	D	Alaska
12	239	Darcy Cahill	C	Cornwall
12	248	Jan Bergman	D	Soderthalje

## 1988

1	2	Trevor Linden	RW	Medicine Hat
2	33	Leif Rohlin	D	Vik
3	44	Dane Jackson	RW	Vernon Jr. A
6	107	Corrie D'Alessio	G	Cornell U.
6	122	Phil von Stefenelli	D	Boston U.
7	128	Dixon Ward	RW	Red Deer Jr. A
8	149	Greg Geldart	C	St. Albert Jr. A
9	170	Roger Akerstrom	D	Lulea
10	191	Paul Constantin	C	Burlington Jr. B
11	212	Chris Wolanin	D	Illinois-Chicago
12	233	Stefan Nilsson	RW	Troja

# ALL-TIME DRAFT SELECTIONS

## 1987

2	24	Rob Murphy	C	Laval Titans
3	45	Steve Veilleux	D	Trois-Rivieres
4	66	Doug Torrel	C	Hibbing HS
5	87	Sean Fabian	D	Hill Murray HS
6	108	Garry Valk	RW	Sherwood Pk. HS
7	129	Todd Fanning	G	Ohio St.
8	150	Viktor Tyumenev	C	Sparta
9	171	Craig Daly	D	New Hampton
10	192	John Fletcher	G	Clarkson College
11	213	Roger Hansson	F	Rogle
12	233	Neil Eisenhut	C	Langley Jr. A
12	234	Matt Evo	LW	Country Day HSW

## 1986

1	7	Dan Woodley	C	Portland
3	49	Don Gibson	D	Winkler
4	70	Ronnie Stern	RW	Longueuil
5	91	Eric Murano	C	Calgary Canucks
6	112	Steve Herniman	D	Cornwall
7	133	Jon Helgeson	C	Rosseau HS
8	154	Jeff Noble	C	Kitchener
9	175	Matt Merton	G	Stratford Jr. B
10	196	Marc Lyons	D	Kingston
11	217	Todd Hawkins	RW	Belleville
12	238	Vladimir Krutov	LW	CSKA

## 1985

1	4	Jim Sandlak	RW	London
2	25	Troy Gamble	G	Medicine Hat
3	46	Shane Doyle	D	Belleville
4	67	Randy Siska	C/LW	Medicine Hat
5	88	Robert Kron	C	Zetor Brno
6	109	Martin Hrstka	LW	Ingstad Brno
7	130	Brian McFarlane	RW	Seattle
8	151	Hakan Ahlund	RW	Orebro
9	172	Curtis Hunt	D	Prince Albert
10	193	Carl Valimont	D	U. of Lowell
11	214	Igor Larionov	C	CSKA
12	235	Darren Taylor	C	Calgary Canucks

## 1984

1	10	J.J. Daigneault	D	Longueuil
2	31	Jeff Rohlicek	C	Portland
3	52	David Saunders	LW	St. Lawrence U.
3	55	Landis Chaulk	LW	Calgary Wrg.
3	58	Mike Stevens	LW	Kitchener
4	73	Brian Bertuzzi	C	Kamloops Oilers
5	94	Brett MacDonald	D	North Bay
6	115	Jeff Korchinski	D	Clarkson College
7	136	Blaine Chrest	C	Portland
8	157	Jim Agnew	D	Brandon
9	178	Rex Grant	G	Kamloops Oilers
10	198	Ed Lowney	RW	Boston U.
11	219	Doug Clarke	D	Colorado College
12	239	Ed Kister	D	London

## 1983

1	9	Cam Neely	RW	Portland
2	30	David Bruce	RW	Kitchener
3	50	Scott Tottle	RW	Peterborough
4	70	Tim Lorenz	LW	Portland
5	90	Doug Quinn	D	Nanaimo Is.
6	110	Dave Lowry	LW	London
7	130	Terry Maki	LW	Brantford
8	150	John Labatt	C	Minnetonka HS
9	170	Allan Measures	D	Calgary Wrg.
10	190	Roger Grillo	D	U. of Maine
11	210	Steve Kayser	D	U. of Vermont
12	230	Jay Mazur	RW	Breck HS

## 1982

1	11	Michel Petit	D	Sherbrooke
3	53	Yves Lapointe	LW	Shawinigan
4	71	Shawn Kilroy	G	Peterborough
6	116	Taylor Hall	LW	Regina Pats
7	137	Parie Proft	D	Calgary Wrg.
8	158	Newell Brown	C	Michigan State
9	179	Don McLaren	RW	Ottawa 67's
10	200	Al Raymond	LW	Niagara Falls
11	221	Steve Driscoll	LW	Cornwall
12	242	Shawn Green	RW	Victoria

## 1981

1	10	Garth Butcher	D	Regina
3	52	Jean-Marc Lanthier	RW	Sorel Blackhawk
4	73	Wendell Young	G	Kitchener
5	105	Moe Lemay	LW	Ottawa
6	115	Stu Kulak	RW	Victoria
7	136	Bruce Holloway	D	Regina
8	157	Petri Skriko	LW	Saipa
9	178	Frank Caprice	G	London
10	199	Rejean Vignola	C	Shawinigan

## 1980

1	7	Rick Lanz	D	Oshawa
3	49	Andy Schliebener	D	Peterborough
4	70	Marc Crawford	LW	Cornwall Royals
5	91	Darrell May	G	Portland
6	112	Ken Berry	LW	Canadian Oly.
7	133	Doug Lidster	D	Colorado College
8	154	John O'Connor	D	U. of Vermont
9	175	Patrik Sundstrom	C	Bjorkloven
10	196	Grant Martin	C	Kitchener

## 1979

1	5	Rick Vaive	RW	Sherbrooke
2	26	Brent Ashton	LW	Saskatoon
3	47	Ken Elacott	LW	Peterborough
4	68	Arthur Rutland	C	Sault St. Marie
5	89	Dirk Graham	RW	Regina Pats
6	110	Shane Swan	D	Sudbury Wolves

## 1978

1	4	Bill Derlago	C	Brandon
2	22	Curt Fraser	LW	Victoria
3	40	Stan Smyl	RW	New Westminster
4	56	Harald Luckner	C	Fairjstads
4	57	Brad Smith	RW	Sudbury
6	90	Gerry Minor	C	Regina
7	107	Dave Ross	C	Portland
8	124	Steve O'Neill	LW	Providence
9	141	Charlie Antetomaso	D	Boston College
10	158	Richards Martens	G	New Westminster

## 1977

1	4	Jere Gillis	LW	Sherbrooke
2	22	Jeff Bandura	D	Portland
3	40	Glen Hanlon	G	Brandon
4	56	Dave Morrow	D	Calgary
4	58	Murray Bannerman	G	Victoria
5	76	Steve Hazlett	LW	St. Catherines
6	94	Brian Drumm	LW	Peterborough
7	112	Ray Creasey	C	New Westminster

# ALL-TIME DRAFT SELECTIONS

## 1976

2	26	Bob Manno	D	St. Catharines
3	44	Rob Flockhart	LW	Kamloops Chiefs
4	62	Elmer Ray	LW	Calgary
5	80	Dick Durston	LW	Victoria
6	98	Rob Tudor	RW	Regina
7	114	Brad Rhiness	C	Kingston
8	122	Stu Ostlund	C	Michigan Tech

## 1975

1	10	Rick Blight	RW	Brandon
2	28	Brad Gassoff	LW	Kamloops Chiefs
3	46	Norm Lapointe	G	Trois-Rivieres
4	64	Glen Richardson	LW	Hamilton Fincups
5	82	Doug Murray	LW	Brandon
6	100	Bob Watson	RW	Flin Flon Bombers
7	118	Brian Shmyr	C	New Westminster
8	136	Allan Fleck	LW	New Westminster
9	152	Bob McNiece	D	New Westminster
11	182	Sid Veysey	C	Sherbrooke

## 1974

2	23	Ron Sedlbauer	LW	Kitchener
3	41	John Hughes	D	Toronto Marl.
4	59	Harold Snepsts	D	Edmonton
5	77	Mike Rogers	C	Calgary
6	95	Andy Spruce	LW	London
7	113	Jim Clarke	D	Toronto Marl.
8	130	Robbie Watt	LW	Flin Flon Bombers
9	147	Marc Gaudreault	D	Lake Superior St.

## 1973

1	3	D. Ververgeart	RW	London Knights
1	9	Bob Dailey	D	Toronto Marl.
2	19	Paulin Borgeleau	RW	Toronto Marl.
3	35	Paul Sheard	RW	Ottawa
4	51	Keith Mackie	D	Edmonton
5	67	Paul O'Neil	C	Boston U.
6	83	Jim Cowell	C	Ottawa
7	99	Clay Heberton	G	Portland
8	115	John Senkpiel	LW	Vancouver Nats
9	131	Peter Folco	D	Quebec
10	147	Terry McDougall	C	Swift Current

## 1972

1	3	Don Lever	LW	Niagara Falls
2	19	Bryan McSheffrey	RW	Ottawa
3	35	Paul Raymer	LW	Peterborough
4	51	Ron Homenuke	RW	Calgary
5	67	Larry Bolonchuk	D	Winnipeg Jets
6	83	Dave McLelland	G	Brandon
7	99	Dan Gloor	C	Peterborough
8	115	Dennis McCord	D	London
9	131	Steve Stone	RW	Niagara Falls

## 1971

1	3	J. Guevremont	D	Montreal Jr.
2	17	Bobby Lalonde	C	Montreal Jr.
3	39	Richard Lemieux	C	Montreal Jr.
5	59	Mike McNiven	D	Halifax Atlantics
6	73	Tom Steeves	RW	Prince Edward Isl.
7	87	Bill Green	D	Notre Dame Univ.
8	101	Norm Cherry	F	U. of Wisconsin
8	102	Bob Murphy	F	Cornwall Royals

## 1970

1	2	Dale Tallon	D	Toronto Marl.
2	16	Jim Hargreaves	D	Winnipeg Jets
3	30	Ed Dyck	G	Calgary
4	44	Brent Taylor	F	Estevan Bruins
5	58	Bill McFadden	F	Swift Current
6	72	Dave Gilmour	LW	London

## SUPPLEMENTAL DRAFT

1986	22	David Gourlie	D	U. of Denver
1987	18	Steve Johnson	RW	North Dakota
1988	2	Andy Gribble	RW	Bowling Green
	7	Steve McKichan	G	Miami of Ohio
1989	13	Jeff Napierala	RW	Lake Superior St.
1990	2	Paul Dukovac	D	Cornell U.
	6	N. Krumpschmid	C	Ferris St.
1991	13	Scott Meehan	D	U. of Lowell

**JUNE 10, 1970**

John Arbour from Pittsburgh for cash.

**DECEMBER 3, 1970**

John Arbour to St. Louis for cash.

**MAY 25, 1971**

Greg Boddy from Montreal for cash and a 3rd round draft pick (Jim Cahoon) in 1971.

**JUNE 8, 1971**

Gary Bredin and John Cuniff from Detroit for Irv Spencer and Bob Dillabough.

**SEPTEMBER 14, 1971**

Ray Comeau to Montreal for cash.

**NOVEMBER 16, 1971**

Ron Stewart, Wayne Connelly and Dave Balon from NY Rangers for Gary Doak and Jim Wiste.

**NOVEMBER 21, 1971**

Bob Cook to Detroit for cash.

**MARCH 5, 1972**

Ron Stewart to NY Rangers for cash.

**MARCH 6, 1972**

Jim Niekamp from Detroit for Ralph Stewart.

**MAY 14, 1973**

Gary Smith and Jerry Korab from Chicago for Dale Tallon.

**MAY 29, 1973**

Larry McIntyre and Murray Heatley from Toronto for Dunc Wilson.

**DECEMBER 10, 1973**

Mike Lampman from St. Louis for John Wright.

**DECEMBER 27, 1973**

John Gould and Tracy Pratt from Buffalo for Jerry Korab.

**FEBRUARY 7, 1974**

Chris Oddleifson, Fred O'Donnell and Mike Walton from Boston for Bobby Schmautz.

**SEPTEMBER 15, 1974**

Jacques Caron traded to Buffalo for future considerations.

**OCTOBER 4, 1974**

Leon Rochefort from Atlanta for cash.

**OCTOBER 14, 1974**

Gerry Meehan and Mike Robitaille from Buffalo for Jocelyn Guevremont and Bryan McSheffrey.

**OCTOBER 16, 1974**

Garry Monahan and John Grisdale from Toronto for Dave Dunn.

**NOVEMBER 4, 1974**

Ab Demarco from Pittsburgh for Barry Wilkins.

**MARCH 9, 1975**

Bob Murray from Atlanta for Gerry Meehan.

**JANUARY 14, 1976**

Ab Demarco to Los Angeles for a 2nd round draft pick (Brian Hill) in 1977.

**JANUARY 20, 1976**

Curt Ridley from Atlanta for 1st round pick (Dave Shand) in 1976.

**AUGUST 23, 1976**

Cesare Maniago from Minnesota for Gary Smith.

**SEPTEMBER 4, 1976**

Tracy Pratt to Colorado for cash.

**OCTOBER 6, 1976**

Ralph Stewart and Dave Fortier from NY Islanders for cash.

**DECEMBER 2, 1976**

Hilliard Graves and Larry Carriere from Atlanta for John Gould and a 2nd round draft pick (Brian Hill) in 1977.

**JANUARY 20, 1977**

Larry Goodenough and Jack McIlhargey from Philadelphia for Bob Dailey.

**FEBRUARY 18, 1977**

Derek Sanderson from St. Louis for cash.

**NOVEMBER 4, 1977**

Pit Martin from Chicago for future considerations (Murray Bannerman).

**NOVEMBER 21, 1977**

Sheldon Kannegiesser from Los Angeles for Larry Carriere.

**JANUARY 29, 1978**

Claire Alexander from Toronto for cash.

**JUNE 12, 1978**

Mike Walton to St. Louis for a 4th round draft pick (Harald Luckner) in 1978.

**JUNE 14, 1978**

Rights to Thomas Gradin from Chicago for 2nd round draft pick (Steve Ludzik) in 1980.

**SEPTEMBER 13, 1978**

Garry Monahan to Toronto for cash.

**OCTOBER 1, 1978**

Ralph Stewart to NY Islanders for cash.

**NOVEMBER 17, 1978**

Dunc Wilson from Pittsburgh for cash.

**DECEMBER 31, 1978**

Kevin McCarthy and Drew Callander from Philadelphia for Dennis Ververgaert. Don Kozak from Los Angeles for Randy Holt.

**JULY 19, 1979**

Chuck Arnason from Minnesota for future considerations/cash.

**NOVEMBER 6, 1979**

Bruce Affleck and Gord Buynak from St. Louis for cash.

**DECEMBER 10, 1979**

Per-Olov Brasar from Minnesota for a 2nd round draft pick (Mike Sands) in 1981.

**DECEMBER 21, 1979**

Harold Phillipoff and Dave Logan from Chicago for Ron Sedlbauer.

**JANUARY 2, 1980**

Jack McIlhargey to Philadelphia for cash and future considerations.

**JANUARY 4, 1980**

Kris Manery from Minnesota for a 2nd round draft pick (then traded to Montreal-Kent Carlson) in 1982.

**FEBRUARY 8, 1980**

Darcy Rota and Ivan Boldirev from Atlanta for Don Lever and Brad Smith.

**FEBRUARY 10, 1980**

Curt Ridley to Toronto for cash.

**FEBRUARY 18, 1980**

Dave Williams and Jerry Butler from Toronto for Rick Vaive and Bill Derlago.

**FEBRUARY 28, 1980**

Bruce Affleck and Gord Buynak to St. Louis for cash.

**OCTOBER 6, 1980**

Richard Brodeur from NY Islanders for switch of 1981 5th round draft picks (Vancouver chose Moe Lemay; NY selected Jacques Sylvestre).

**NOVEMBER 11, 1980**

Mario Marois and Jim Mayer from NY Rangers for Jere Gillis and Jeff Bandura.

**DECEMBER 8, 1980**

Mike Christie from Colorado for cash.

**MARCH 8, 1981**

Doug Halward from Los Angeles for Garry Bromley and a 1982 5th round draft pick (Ulf Isaksson).

**MARCH 10, 1981**

Garry Lariviere from Quebec for Mario Marois. Garry Lariviere and Ken Berry to Edmonton for Blair MacDonald and rights to Lars Gunnar Petersson.

# ALL-TIME TRADES

## JULY 15, 1981

Brent Ashton and 1982 4th round draft pick (Tom Martin) to Winnipeg as compensation for signing Ivan Hlinka and Jiri Bubla.

## MARCH 9, 1982

Tony Currie, Jim Nill, Rick Heinz and a 4th round draft pick in 1982 (Shawn Kilroy) from St. Louis for Glen Hanlon.

## JUNE 3, 1982

Rick Heinz to St. Louis for cash.

## JANUARY 6, 1983

Tony Tanti from Chicago for Curt Fraser.

## JANUARY 17, 1983

Mark Kirtan from Detroit for Ivan Boldrev.

## FEBRUARY 4, 1983

John Garrett from Quebec for Anders Eldebrink.

## OCTOBER 20, 1983

Lars Lindgren to Minnesota for a 4th round draft pick (Landis Chaulk) in 1984.

## JANUARY 26, 1984

Third round pick from Pittsburgh for Kevin McCarthy.

## FEBRUARY 3, 1984

Peter McNab from Boston for Jim Nill.

## JUNE 21, 1984

Al MacAdam from Minnesota for Harold Snepsts.

## AUGUST 8, 1984

Rob McClanahan from Detroit for Dave Williams.

## MARCH 12, 1985

Glen Cochrane from Philadelphia for 3rd round draft pick (Don Gibson) in 1986.

## JUNE 6, 1986

Barry Pederson from Boston for Cam Neely and a 1987 1st round draft pick (Glen Wesley).

## JUNE 6, 1986

Dave Richter and Rich Sutter from Philadelphia for J.J. Daigneault.

## OCTOBER 2, 1986

Brad Maxwell from Toronto for 5th round draft pick (Leonard Esau) in 1988.

## NOVEMBER 21, 1986

Doug Halward to Detroit for a 6th round draft pick (Phil von Stefenelli) in 1988.

## DECEMBER 11, 1986

Stu Kulak to Edmonton for cash.

## DECEMBER 12, 1986

Dan Hodgson and Jim Benning from Toronto for Rick Lanz.

## MARCH 10, 1987

Raimo Summanen from Edmonton for Moe Lemay.

## JUNE 1, 1987

Shane Doyle to New Jersey for a 12th round draft pick (Neil Eisenhut) in 1987.

## AUGUST 27, 1987

Darren Jensen and Daryl Stanley from Philadelphia for Wendell Young and a 3rd round draft choice (Kimbi Daniels) in the 1990 Draft.

## SEPTEMBER 15, 1987

Kirk McLean and Greg Adams from New Jersey for Patrik Sundstrom, a 4th round draft pick in 1988 (Matt Ruchty) and a switch of 2nd round drafts in 1988. (Vancouver selected Leif Rohlin; New Jersey picked Jeff Christian).

## OCTOBER 6, 1987

Mike Stevens to Boston for cash.

## NOVEMBER 4, 1987

Larry Melnyk and Willie Huber from NY Rangers for Michel Petit.

## MARCH 1, 1988

Paul Lawless and a 5th round draft pick (Peter White) from Philadelphia for Willie Huber.

## MARCH 6, 1988

Brian Bradley, Kevan Guy and Peter Bakovic from Calgary for Craig Cox.

## MARCH 8, 1988

Steve Weeks from Hartford for Richard Brodeur.

## SEPTEMBER 6, 1988

Paul Reinhart and Steve Bozek from Calgary for a 3rd round draft pick (Veli-Pekka Kautonen) in the 1989 NHL Entry Draft.

## SEPTEMBER 7, 1988

Robert Nordmark and a 2nd round draft pick (Craig Darby) from St. Louis for Dave Richter.

## SEPTEMBER 29, 1988

Ernie Vargas from St. Louis for Dave Lowry.

## JANUARY 9, 1989

Jamie Husgen from Winnipeg for Robin Bartel.

## JANUARY 25, 1989

Jose Charbonneau from Montreal for Dan Woodley.

## FEBRUARY 26, 1989

Peter DeBoer from Toronto for Paul Lawless.

## MARCH 7, 1989

Doug Smith and Greg C. Adams from Edmonton for John LeBlanc and a 5th round draft pick (Peter White) in 1989. Tim Lenardon from New Jersey for Claude Vilgrain.

## JUNE 17, 1989

Frank Caprice to Boston for 12th round draft pick (Jan Bergman) in 1989.

## OCTOBER 24, 1989

Rod Buskas from Pittsburgh for 6th round draft pick (Ian Moran) in 1990.

## JANUARY 8, 1990

Dan Quinn, Andrew McBain, and Dave Capuano from Pittsburgh for Tony Tanti, Barry Pederson and Rod Buskas.

## FEBRUARY 26, 1990

Doug Smith to Pittsburgh for cash.

## MARCH 6, 1990

Adrien Plavsic, a 1st round draft pick in 1990 (Shawn Antoski), and a 2nd round draft pick in 1991 (Craig Darby) from St. Louis for Rich Sutter, Harold Snepsts and a 2nd round draft pick (Craig Johnson) in 1990. Jyrki Lumme from Montreal for a 2nd round draft pick (Craig Darby) in 1991. Jack Capuano from NY Islanders for Jeff Rohlicek.

## SEPTEMBER 7, 1990

Dave Mackey from Minnesota for future considerations.

## JANUARY 12, 1991

Gerald Diduck from Montreal for a 4th round draft pick (Vladimir Vujtek) in 1991.

## JANUARY 13, 1991

Tom Kurvers from Toronto for Brian Bradley.

## JANUARY 16, 1991

Petri Skirko to Boston for a 2nd round draft pick (Mike Peca) in 1992.

## JANUARY 22, 1991

Brian Blad from Toronto for Todd Hawkins.

## MARCH 5, 1991

Cliff Ronning, Sergio Momesso, Geoff Court-nall, Robert Dirk and a 5th round draft pick (Brian Loney) in 1992 from St. Louis for Garth Butcher and Dan Quinn. Dana Murzyn from Calgary for Ron Stern and Kevan Guy. Steve Weeks to Buffalo for cash.

## JUNE 22, 1991

Dave Babych from Minnesota for Tom Kurvers.

## JULY 31, 1991

Robin Bawa from Washington for cash.



**DECEMBER 18, 1991**

Tom Fergus from Toronto for cash.

**MARCH 9, 1992**

Ken Hammond from San Jose for an 8th round draft pick (C.J. Denomme) in 1992.

**OCTOBER 1, 1992**

Kay Whitmore from Hartford for Corrie D'Alessio and a 5th round draft pick in 1993.

**NOVEMBER 3, 1992**

Anatoli Semenov from Tampa Bay for Dave Capuano and a 4th round draft pick (later traded to N.J. then to Calgary – Ryan Duthie) in 1994.

**DECEMBER 15, 1992**

Rick Lessard from San Jose for Robin Bawa.

**JANUARY 29, 1993**

Tim Taylor from Washington for Eric Murano.

**MARCH 22, 1993**

Murray Craven and a return of 1993 5th round draft pick (Scott Walker) from Hartford for Robert Kron, Jim Sandlak and a 3rd round draft pick (Marek Malik) in 1993. Dan Ratushny from Winnipeg for a 9th round draft pick (Harjis Vitolinsh) in 1993.

**JUNE 23, 1993**

John Vanbiesbrouck from NY Rangers for Doug Lidster.

**JANUARY 8, 1994**

Jimmy Carson from Los Angeles for Dixon Ward and a conditional pick in the 1995 NHL Entry Draft.

**MARCH 14, 1994**

Craig Janney and a 2nd round pick (Dave Scatchard) in the 1994 NHL Entry Draft from St. Louis as compensation for the signing of free agent Petr Nedved.

**MARCH 21, 1994**

Jeff Brown, Bret Hedican and Nathan LaFayette from St. Louis for Craig Janney, A 4th round draft pick (Mike Dubinsky) in 1994 from Chicago for Robert Dirk.

**JUNE 29, 1994**

Artur Oktyabrev from Winnipeg for a 6th round draft pick (Steve Vezina) in 1994.

**FEBRUARY 15, 1995**

Josef Beranek acquired from the Philadelphia Flyers in exchange for Shawn Antoski.

**MARCH 10, 1995**

Christian Ruutu acquired from Chicago in exchange for Murray Craven.

**MARCH 22, 1995**

Adrien Plavsic to Tampa Bay in exchange for a 5th round draft pick (David Darguzas) in the 1997 NHL Entry Draft.

**APRIL 7, 1995**

Russ Courtnall acquired from Dallas in exchange for Greg Adams, Dan Kesa and a 5th round draft pick (later traded to LA – Jason Morgan) in 1995.

**APRIL 7, 1995**

Corey Hirsch acquired from New York Rangers in exchange for Nathan LaFayette.

**APRIL 7, 1995**

Roman Oksiuta acquired from Edmonton in exchange for Jiri Slegr.

**APRIL 7, 1995**

Bogdan Savenko acquired from Chicago Blackhawks in exchange for Gerald Diduck.

**JULY 8, 1995**

Alexander Mogilny acquired from the Buffalo Sabres in exchange for Mike Peca, Mike Wilson and 1st round pick in the 1995 NHL Entry Draft (Jay McKee).

**JULY 8, 1995**

Mike Ridley acquired from the Toronto Maple Leafs in exchange for Sergio Momesso.

**AUGUST 24, 1995**

6th round pick (Larry Shapley) in the 1997 NHL Entry Draft acquired from Edmonton for Brett Hauer.

**NOVEMBER 23, 1995**

Esa Tikkanen acquired from New Jersey Devils in exchange for a 2nd round draft choice (Wesley Mason) in 1996 NHL Entry Draft.

**DECEMBER 19, 1995**

Frantisek Kucera, Jim Dowd and a 2nd round pick (Ryan Bonni) in the 1997 NHL Entry Draft acquired from Hartford in exchange for Jeff Brown and a 3rd round draft pick (later traded to Calgary – Paul Manning) in the 1998 NHL Entry Draft.

**MARCH 15, 1996**

Mike Sillinger acquired from Anaheim in exchange for Roman Oksiuta.

**MARCH 20, 1996**

Jesse Belanger acquired from Florida in exchange for future considerations (3rd round draft pick in 1996–Oleg Kvasha). Markus Naslund from Pittsburgh in exchange for Alek Stojanov. Joe Kocur acquired from NY Rangers in exchange for Kay Whitmore.

**NOVEMBER 13, 1996**

Donald Brashear acquired from Montreal in exchange for Jassen Cullimore.

**MARCH 8, 1997**

Sergei Nemchinov and Brian Noonan from New York Rangers for Esa Tikkanen and Russ Courtnall.

**MARCH 20, 1997**

Josef Beranek to Pittsburgh for future considerations. Frantisek Kucera to Philadelphia for future considerations.

**JANUARY 2, 1998**

Sean Burke, Geoff Sanderson and Enrico Ciccone from Carolina for Martin Gelinis and Kirk McLean.

**FEBRUARY 4, 1998**

Conditional 6th round draft pick (traded back to Philadelphia on March 24) in 1998 from Philadelphia for Mike Sillinger.

**FEBRUARY 4, 1998**

Brad May and a 3rd round draft pick in 1999 from Buffalo for Geoff Sanderson.

**FEBRUARY 5, 1998**

Peter Zezel from New Jersey for a 5th round draft pick (Anton But) in 1998.

**FEBRUARY 6, 1998**

Bryan McCabe, Todd Bertuzzi and a 3rd round draft choice in 1998 (Jarkko Ruutu) from NY Islanders for Trevor Linden.

**MARCH 3, 1998**

8th round draft pick in 1998 (Graig Mischler) from Boston for Grant Leyard.

**MARCH 4, 1998**

Garth Snow from Philadelphia for Sean Burke.

**MARCH 7, 1998**

Brandon Convery from Toronto for Lonny Bohonos.

**MARCH 14, 1998**

Jamie Huscroft from Tampa Bay for Enrico Ciccone.

**MARCH 23, 1998**

Jason Strudwick from NY Islanders for Gino Odjick.

**MARCH 24, 1998**

A 3rd round draft pick in 1998 (Justin Morrison) from Philadelphia for Dave Babych and a 6th round choice in 1998.

**OCTOBER 19, 1998**

Trent Klatt from Philadelphia for a 6th round draft pick in 2000.

**JANUARY 17, 1999**

Ed Jovanovski, Dave Gagner, and the rights to Kevin Weekes and Mike Brown along with a 1st round draft pick in either 1999 or 2000 from Florida in exchange for Pavel Bure, Bret Hedican and the rights to Brad Ference along with a 3rd round draft pick (in the year that Florida exercises its option to convey the 1st round pick).

# ALL-TIME TRADES

## MARCH 8, 1999

Future considerations from Phoenix for Jamie Huscroft.

## MARCH 23, 1999

Future considerations from Anaheim for Peter Zedel (Nullified March 24, 1999).

## JUNE 1, 1999

Pat Kavanagh from Philadelphia for a 6th round pick in the 1999 NHL Entry Draft.

## JUNE 26, 1999

Canucks acquire the 4th overall selection in the 1999 NHL Entry Draft from Chicago in exchange for Bryan McCabe and Vancouver's 1st round choice in the 2000 or 2001 NHL Entry Draft.

## JUNE 26, 1999

Canucks acquire the 1st overall selection in the 1999 NHL Entry Draft from Tampa Bay in exchange for the 4th overall selection in the 1999 Entry Draft (previously acquired from Chicago) and two 3rd round picks in the 1999 NHL Entry Draft (No. 75, which was compensatory, and No. 88, previously acquired from Buffalo).

## JUNE 26, 1999

Canucks acquire the 2nd overall pick in the 1999 NHL Entry Draft (Daniel Sedin) and a 3rd round conditional draft pick in 2000 from Atlanta in exchange for the number one overall selection in the 1999 NHL Entry Draft (previously acquired from Tampa).

## JUNE 26, 1999

Canucks acquire San Jose's 6th round pick in the 1999 NHL Entry Draft (Josh Reed) from the Sharks in exchange for Vancouver's 6th round selection in 2001.

## OCTOBER 28, 1999

Canucks acquire Corey Schwab from the Atlanta Thrashers in exchange for a conditional draft pick in the 2000 NHL Entry Draft.

## DECEMBER 19, 1999

Canucks acquire Felix Potvin and a 2nd and 3rd round pick in the 2000 NHL Entry Draft from the NY Islanders, in exchange for Bill Muckalt, Dave Scatchard and Kevin Weekes.

## JANUARY 14, 2000

Canucks acquire Vadim Sharifijanov from New Jersey, in exchange for a 2nd round pick in the 2000 NHL Entry Draft. The deal also includes the two teams exchanging 3rd round selections in the 2000 NHL Entry Draft.

## MARCH 14, 2000

Canucks acquire Brendan Morrison and Denis Pederson from New Jersey, in exchange for Alexander Mogilny.

## JUNE 24, 2000

Canucks acquire a Conditional Draft Pick in 2001 from Phoenix in exchange for Brad May.

## JUNE 24, 2000

Canucks trade their 2nd round pick in the 2000 NHL Entry Draft to Atlanta for their 2nd round pick in 2001. Also part of the deal sees the two teams swap 3rd round picks in the 2001 NHL Entry Draft.

## DECEMBER 28, 2000

Canucks acquire Mike Stapleton from the NY Islanders, in exchange for their ninth round pick in the 2001 NHL Entry Draft.

## FEBRUARY 7, 2001

Canucks acquire Dan Cloutier from Tampa Bay, in exchange for Adrian Aucoin and a 2nd round pick in the 2001 NHL Entry Draft.

## FEBRUARY 15, 2001

Future considerations (2002 3rd round draft pick – Lukas Mensator) from Los Angeles Kings for Felix Potvin.

## MARCH 9, 2001

Canucks acquire Drake Berehowsky from the Nashville Predators, in exchange for a 2001 (Atlanta's) 2nd round pick.

## NOVEMBER 10, 2001

Canucks acquire Trevor Linden and a 2nd round pick in the 2002 or 2003 NHL Entry Draft, in exchange for Vancouver's 1st round pick in 2002 and 3rd round pick in 2003.

## DECEMBER 17, 2001

Canucks acquire Jan Hlavac and a 3rd round draft pick in the 2002 NHL Entry Draft from Philadelphia, in exchange for Donald Brashear and a 6th round draft pick in 2002.

## DECEMBER 28, 2001

Canucks acquire Tyler Bouck, Trevor Letowski, Todd Warriner and a 3rd round draft choice in 2003 from Phoenix, in exchange for Drake Berehowsky and Denis Pederson.

## JUNE 23, 2002

Canucks acquire Jeff Farkas from Toronto in exchange for Josh Holden.

## JUNE 26, 2002

Canucks acquire future considerations from Toronto in exchange for Ryan Bonni.

## SEPTEMBER 4, 2002

Canucks acquire Tomas Mojzis from Toronto in exchange for Brad Leeb.

## SEPTEMBER 21, 2002

Canucks acquire Sami Salo from Ottawa in exchange for Peter Schaefer.

## NOVEMBER 1, 2002

Canucks acquire Darren Langdon and Marik Malik from Carolina in exchange for Harold Druken and Jan Hlavac.

## JANUARY 20, 2003

Canucks acquire Chris Herperger and Chris Nielson from Atlanta in exchange for Jeff Farkas.

## JANUARY 24, 2003

Canucks acquire Mikko Jokela from New Jersey in exchange for Steve Kariya.

## FEBRUARY 5, 2003

Canucks acquire future considerations from Philadelphia in exchange for Todd Warriner.

## MARCH 11, 2003

Canucks acquire Brad May from Phoenix in exchange for future considerations.

## JULY 25, 2003

Canucks acquire Martin Grenier from Phoenix in exchange for Bryan Helmer.

## AUGUST 25, 2003

Canucks acquire Johan Hedberg from Pittsburgh in exchange for a 2nd round draft pick in 2004.

## OCTOBER 30, 2003

Canucks acquire Sean Pronger from Columbus in exchange for Zenith Komarniski.

## DECEMBER 17, 2003

Canucks acquire Wade Brookbank from Nashville in exchange for future considerations.

## JANUARY 17, 2004

Canucks trade Jiri Slegr to Boston for future considerations.

## FEBRUARY 16, 2004

Canucks acquire Peter Sarno from Edmonton in exchange for Tyler Moss.

## MARCH 9, 2004

Canucks acquire Martin Rucinsky from the NY Rangers in exchange for Martin Grenier and R.J. Umberger.

## MARCH 9, 2004

Canucks acquire Marc Bergevin from Pittsburgh in exchange for a 7th round pick in the 2004 NHL Entry Draft.

## MARCH 9, 2004

Canucks acquire Geoff Sanderson from Columbus in exchange for a 3rd round pick in the 2004 Entry Draft.

## MARCH 9, 2004

Canucks acquire Sergei Varlamov from St. Louis in exchange for Ryan Ready.

**MARCH 9, 2004**

Canucks acquire Sylvain Blouin from Montreal in exchange for Rene Vydereny.

**JUNE 26, 2004**

Canucks acquire Dallas' 3rd round selection in the 2004 NHL Entry Draft in exchange for a 3rd round draft pick in 2005.

**AUGUST 3, 2005**

Canucks trade Brent Sopel to NY Islanders in exchange for a conditional pick in the 2006 NHL Entry Draft (3rd round).

**AUGUST 22, 2005**

Canucks acquire Steve McCarthy from Chicago in exchange for a 3rd round pick in the 2007 NHL Entry Draft.

**SEPTEMBER 9, 2005**

Canucks acquire Craig Darby from Tampa Bay in exchange for future considerations.

**OCTOBER 7, 2005**

Canucks acquire Jozef Balej and a conditional pick in the 2006 NHL Entry Draft from the NY Rangers in exchange for Fedor Fedorov.

**DECEMBER 2, 2005**

Canucks acquire Maxime Ouellet from Washington in exchange for a 5th round pick in the 2006 NHL Entry Draft.

**MARCH 9, 2006**

Canucks acquire Mika Noronen from Buffalo in exchange for a 2nd round pick in the 2006 NHL Entry Draft.

**MARCH 9, 2006**

Canucks acquire Sean Brown from New Jersey in exchange for a 4th round pick in the 2006 NHL Entry Draft.

**MARCH 9, 2006**

Canucks acquire Eric Weinrich from St. Louis in exchange for Tomas Mojzis and a 3rd round pick in the 2006 NHL Entry Draft.

**MARCH 9, 2006**

Canucks acquire Keith Carney and Juha Alen from Anaheim in exchange for Brett Skinner and a 2nd round pick in the 2006 NHL Entry Draft.

**MARCH 9, 2006**

Canucks acquire a 4th round pick in the 2007 NHL Entry Draft from Atlanta in exchange for Steve McCarthy.

**JUNE 23, 2006**

Canucks acquire Roberto Luongo, Lukas Krajicek and a 6th round pick in the 2006 NHL Entry Draft from Florida in exchange for Bryan Allen, Alex Auld and Todd Bertuzzi.

**JULY 5, 2006**

Canucks acquire a 2nd round pick in the 2007 NHL Entry Draft and a pick (TBD) in

2009 from Los Angeles in exchange for Dan Cloutier.

**JULY 14, 2006**

Canucks acquire Taylor Pyatt from Buffalo in exchange for a 4th round pick in the 2007 NHL Entry Draft.

**JANUARY 24, 2007**

Canucks acquire Colby Genoway from Anaheim in exchange for Joe Rullier.

**FEBRUARY 26, 2007**

Canucks acquire Brent Sopel from LA Kings in exchange for a 2nd round pick in 2007 or 2008 and a 4th round pick in the 2008 NHL Entry Draft.

**FEBRUARY 26, 2007**

Canucks acquire Bryan Smolinski from the Chicago Blackhawks in exchange for a 2nd round pick in the 2007 NHL Entry Draft.

**JUNE 23, 2007**

Canucks acquire Ryan Shannon and a conditional pick from Anaheim in exchange for Jason King and a conditional pick.

**JUNE 23, 2007**

Canucks acquire Jimmy Sharrow from Atlanta in exchange for Jesse Schultz.

**AUGUST 1, 2007**

Canucks acquire Zack FitzGerald from St. Louis in exchange for F.P. Guenette.

**FEBRUARY 26, 2008**

Canucks acquire Matt Pettinger from Washington in exchange for Matt Cooke.

**JULY 4, 2008**

Canucks acquire Steve Bernier from Buffalo in exchange for a 2nd round pick in 2010 and a 3rd round pick in the 2009 NHL Entry Draft.

**SEPTEMBER 2, 2008**

Canucks acquire Lawrence Nycholat from Ottawa in exchange for Ryan Shannon.

**OCTOBER 6, 2008**

Canucks acquire Shane O'Brien and Michel Ouellet from the Tampa Bay Lightning in exchange for Lukas Krajicek and Juraj Simsek.

**DECEMBER 9, 2008**

Canucks trade James Sharrow to the Chicago Blackhawks in exchange for a conditional draft pick in 2009.

**DECEMBER 30, 2008**

Canucks acquire Jason LaBarbera from the Los Angeles Kings in exchange for a 7th round draft pick in 2009.

**FEBRUARY 4, 2009**

Canucks acquire Nathan McLver from the Anaheim Ducks in exchange for Mike Brown.

**AUGUST 28, 2009**

Canucks acquire Christian Ehrhoff and Brad Lukowich from the San Jose Sharks in exchange for Daniel Rahimi and Patrick White.

**MARCH 3, 2010**

Canucks acquire Yan Stastny from the St. Louis Blues in exchange for Pierre-Cedric Labrie.

**MARCH 3, 2010**

Canucks acquire Sean Zimmerman and a 2010 sixth-round conditional pick from the Phoenix Coyotes in exchange for Mathieu Schneider.

**MARCH 3, 2010**

Canucks acquire Andrew Alberts from the Carolina Hurricanes in exchange for a 2010 third round draft pick.

**JUNE 25, 2010**

Canucks acquire Keith Ballard and Victor Oreskovich from Florida in exchange for the 25th overall pick in the 2010 NHL Entry Draft, Michael Grabner and Steve Bernier.

**OCTOBER 5, 2010**

Canucks acquire Ryan Parent and Jonas Andersson from Nashville in exchange for Shane O'Brien and Dan Gendur.

**OCTOBER 6, 2010**

Canucks acquire Andrew Peters from Florida in exchange for Darcy Hordichuk.

**OCTOBER 7, 2010**

Canucks acquire Nathan Paetsch from Florida in exchange for Sean Zimmerman.

**FEBRUARY 28, 2011**

Canucks acquire Maxim Lapierre and MacGregor Sharp from Anaheim in exchange for Joel Perrault and a third round pick in the 2012 NHL Entry Draft.

**FEBRUARY 28, 2011**

Canucks acquire Chris Higgins from Florida in exchange for Evan Oberg and a third round pick in the 2013 NHL Entry Draft.

**JUNE 25, 2011**

Canucks acquire the 71st and 101st overall picks in the 2011 NHL Entry Draft from Minnesota in exchange for the 60th overall pick in the 2011 NHL Entry Draft.

**JUNE 28, 2011**

Canucks acquire 4th round draft pick in 2012 from the New York Islanders in exchange for the rights of Christian Ehrhoff.

**JULY 9, 2011**

Canucks acquire the rights of Mike Duco from the Florida Panthers in exchange for the rights of Sergei Shirokov.

# ON THIS DAY IN CANUCKS HISTORY

## JANUARY

### JANUARY 1

**2010:** Ryan Kesler is named to Team USA for the 2010 Winter Olympics. He would go on to win a silver medal.

### JANUARY 4

**1984:** Thomas Gradin earns his 408th career point, moving past Don Lever as the Canucks all-time scoring leader. Vancouver and Los Angeles play to a 3-3 tie.

### JANUARY 5

**1993:** Pavel Bure receives 246,447 fan votes, becoming the first Canuck player to be voted to play in the NHL All-Star game.

**2006:** The Vancouver Canucks are awarded two penalty shots in a single period for the second time in franchise history. Alexandre Burrows is unsuccessful at 0:34 and Jarkko Ruutu scores at 17:58 of the third period at Chicago.

### JANUARY 7

**2009:** Roberto Luongo is named to the 2009 NHL All-Star Game in Montreal. Luongo's third All-Star nomination in three seasons as a Vancouver Canuck.

**2010:** Alex Burrows registers a hat trick and Roberto Luongo posts a shutout. It is just the second time in franchise history a hat trick and shutout are registered in the same game.

**2011:** Securing 10 consecutive wins with a victory over Edmonton, Canucks backup goaltender Cory Schneider ties a franchise record for the longest undefeated streak. Kirk McLean (twice), Dan Cloutier (twice), Cesare Maniago and Richard Brodeur share this franchise record.

### JANUARY 8

**2003:** Canucks Head Coach Marc Crawford earns the right to coach the Western Conference All-Star Team at the 53rd NHL All-Star Game, becoming the first Canucks Head Coach to do so.

**2011:** Canucks head coach Alain Vigneault earns co-coaching position at All-Star game.

**2011:** The Canucks establish the best 20-game stretch in franchise history with a 17-1-2 (36 points) record in 20 games played from Nov. 24-Jan. 8.

### JANUARY 9

**1987:** Pat Quinn, Head Coach of Los Angeles Kings, who has accepted the position of President and General Manager of the Vancouver Canucks, is suspended from the league by NHL President John Ziegler. Ziegler also levies fines on Vancouver and Los Angeles.

### JANUARY 10

**1998:** Messier reaches the 1,000 assist plateau on a Mogilny goal vs Florida becoming only the sixth player in NHL history to reach the milestone. Messier joins the list with Gretzky, Coffey, Howe, Dionne and Bourque.

**2011:** Trevor Linden is announced to be inducted into the BC Sports Hall of Fame as well as members of Team Canada of the 2010 Olympics, including Canucks goaltender Roberto Luongo.

### JANUARY 11

**2011:** Henrik Sedin, Daniel Sedin and Ryan Kesler are named to the 2011 All-Star team. Ryan Kesler would go on to be announced as one of four assistant captains.

### JANUARY 12

**1996:** Bret Hedican appears at the NHL All-Star Game after completing one revolution of the ice surface in a time of 13:47.7 seconds at the Vancouver Canucks Super Skills competition on December 16th. Hedican places second behind Mike Gartner who finishes the lap in 13.386 seconds.

### JANUARY 13

**2000:** Mark Messier is named to the North American All-Star Team. It is the 14th time Messier has been named an All-Star.

**2004:** The Canucks win their eighth consecutive road game establishing a new club record. The previous record of five straight wins on the road had been accomplished five times.

### JANUARY 14

**1978:** Canucks iron man Don Lever plays in his 437th consecutive game, a club record, but suffers a broken cheekbone and misses the next five games.

### JANUARY 15

**2002:** Canucks officially change the name of their charitable arm from Canuck Foundation to the Canucks For Kids Fund.

### JANUARY 16

**2003:** Trevor Linden becomes only the second player in Canucks history to play 800 games in a Canucks uniform. Stan Smyl was the first.

### JANUARY 17

**1988:** Stan Smyl scores two goals in a 6-5 victory over Winnipeg. His second goal is the 250th of his career.

**1999:** Canucks acquire Ed Jovanovski, Dave Gagner, Mike Brown, Kevin Weekes and a 1st round draft pick in the 1999 or 2000 NHL Entry Draft from Florida in exchange for Pavel Bure, Bret Hedican, Brad Ference and a 3rd round pick (in the year that Florida exercises the right to convey the 1st round pick to Vancouver).

**2003:** Canucks Head Coach Marc Crawford becomes the team's all-time leader with his 143rd win behind the Canucks bench. He surpasses the record held by Harry Neale. Crawford finishes the 2002-03 season with 161 wins.

**2008:** Markus Naslund plays in his 1000th NHL game at Detroit, becoming the fifth Canuck and 226th player in League history to accomplish this feat.

### JANUARY 18

**1998:** The NHL All-Star Game is held in Vancouver for the first time since Jan. 25, 1977. The North American All-Stars defeat the World Team All-Stars 8-7. Mark Messier plays for North America and records a goal and an assist. Pavel Bure plays for the World Team and records an assist.

### JANUARY 19

**1971:** Rookie defenceman Dale Tallon is the first player to represent Vancouver in the NHL All-Star Game, played at Boston Garden.

**1972:** Andre Boudrias becomes the first Canuck in history to reach 100 career points in a 6-1 win at Pittsburgh.

**1993:** Vancouver loses 5-2 to the defending Stanley Cup champion Pittsburgh Penguins, ending the club's 18-game home unbeaten streak.

### JANUARY 20

**1976:** Dennis Ververgaert represents Vancouver in the NHL All-Star Game, played in Philadelphia. He scores two goals ten seconds apart in the third period, to set an All-Star Game record.

**1995:** Canucks open their 25th season in the NHL with a 1-1 tie vs Dallas Stars at the Pacific Coliseum. The season was postponed until a new Collective Bargaining Agreement was reached. The CBA agreement was reached on January 13, 1995.

### JANUARY 21

**1975:** Gary Smith becomes the first Canuck to be voted to the NHL All-Star Game, held in the Montreal Forum. Smith plays 30:43 for the Clarence Campbell Conference, backing up starter Bernie Parent. Defenceman Tracy Pratt also represents Vancouver in the Wales Conference 7-1 victory.

## JANUARY 24

**1976:** Chris Oddleifson becomes the first Canuck to tally two short-handed goals in one game, scoring twice in the second period vs Toronto in a 5-5 tie.

**1999:** Head Coach Mike Keenan is relieved of his duties. Marc Crawford is hired as the 15th Canucks Head Coach in history.

**1999:** Mattias Ohlund and Markus Naslund play for the World All-Stars in the 1999 NHL All-Star Game in Tampa Bay, Florida. Ohlund records a goal and an assist while Naslund adds an assist. The North American All-Stars win the game 8-6 with Wayne Gretzky named MVP.

**2011:** Thomas Gradin is inducted into the Vancouver Canucks Ring of Honour. One of the first European players to dress for the Canucks, when Gradin left Vancouver after eight seasons he was the highest scoring centre in franchise history.

## JANUARY 25

**1977:** The NHL All-Star Game is played in Vancouver's Pacific Coliseum. Defenceman Harold Snepsts represents the Canucks. The Campbell Conference loses 4-3 to the Wales Conference.

## JANUARY 26

**2011:** Defenceman Lee Sweatt scores the game-winning goal on his first shot in his NHL debut with the Canucks. Sweatt was the fifth Canucks player to record the game-winner in his NHL debut with Vancouver.

## JANUARY 27

**1996:** The Canucks debut the 'Third Jersey' vs the New York Islanders in a 6-3 win at General Motors Place. The Canucks 'Third Jersey' colours are red, accented with yellow and black.

## JANUARY 28

**2002:** Defenceman Brent Sopel is named NHL Player of the Week. Sopel becomes the first defenceman that season to win the award.

**2002:** Markus Naslund records his second hat trick of the season, and takes over the NHL lead for points scored with 57. This marks the first time in club history that a Canucks player has led the League in scoring after January 1st.

## JANUARY 29

**1974:** For the first time, the Canucks have two representatives in the NHL All-Star game, right winger Bobby Schmautz and defenceman Jocelyn Guevremont.

## JANUARY 30

**1992:** The Canucks defeat Chicago 4-1 at home to post the first winning record (7-3-1) in the month of January in club history.

**2010:** Alex Burrows sets a franchise record for most goals in the month of January with his 15th goal after scoring two goals against the Toronto Maple Leafs. During the month, he also recorded hat tricks in back-to-back games to become the third Canuck to accomplish the feat.

## JANUARY 31

**1978:** Rick Blight scores two goals as Canucks defeat Washington 4-2 for the franchise's 200th victory.

## FEBRUARY

### FEBRUARY 1

**1975:** Ken Lockett becomes the first Canucks goalie to surrender a penalty shot goal when Steve Atkinson of Washington beats him.

**2002:** Markus Naslund is named NHL Player of the Month for January.

**2002:** Longtime Canucks P.A. Announcer and Canucks Alumni member John Ashbridge is presented with the NHL Alumni "7th Man Award." The presentation is made during the 52nd NHL All-Star Weekend, recognizing a member of the NHL Family who has contributed behind the scenes for a significant period of time.

## FEBRUARY 2

**2002:** For the second straight season, Ed Jovanovski and Markus Naslund represent the Canucks at the NHL All-Star game. Naslund scores the game-winning goal on his way to a three point night (2-1-3), while Jovanovski notches a goal for the North American Team.

**2003:** The Canucks are represented at the 53rd NHL All-Star Game in Florida by Markus Naslund, Todd Bertuzzi and Ed Jovanovski. The Canucks coaching staff of Marc Crawford, Jack McIlhargey and Mike Johnston also represent Vancouver. It is the largest Canucks representation at an NHL All-Star Game.

## FEBRUARY 3

**2006:** Head Coach Marc Crawford becomes the third youngest coach in NHL history to accumulate 400 wins after Vancouver celebrated a 3-1 victory against Calgary. Only Scotty Bowman (43 years, 148 days) and Glen Sather (44 years, 198 days) were younger than Marc Crawford (44 years, 335 days old) to reach the 400 win mark.

## FEBRUARY 4

**1978:** Murray Bannerman plays the third period of a 5-1 loss to Chicago and does not allow a goal. He remains the only Canuck goaltender who has never been scored on.

**2001:** Ed Jovanovski and Markus Naslund play in the 2001 NHL All-Star game in Colorado. Naslund is a member of the World Team and records a goal and an assist. Jovanovski notches an assist for the North American Team.

**2002:** Todd Bertuzzi ties the club record for consecutive games with a point. The 15-game streak ties Petr Nedved's mark set back in 1992/93 and equaled the longest streak in the NHL during the 2001/02 season. Bertuzzi records 19 points (7-12-19) during the 15 games.

**2011:** Daniel Sedin records the game-winning goal against the Chicago Blackhawks, his 50th career game-winning goal to pass Markus Naslund (49) as the all-time franchise leader in game-winning goals.

## FEBRUARY 6

**2004:** Longtime Canucks employee Norm Jewison is named the 2004 NHL Alumni "7th Man." The "7th Man Award" is awarded annually to a member of the NHL family who has contributed behind the scenes for a significant period of time. In Norm's case, he began working for the Vancouver Canucks prior to the 1977/78 season. He was formally presented his award at the NHL Alumni All-Star Awards Dinner in Minneapolis, Minnesota.

**2006:** Henrik Sedin is named the NHL's Offensive Player of the Week for the period ending Sunday, February 5, 2006. He recorded 7 points (2-5-7) in three games played.

## FEBRUARY 7

**1996:** Dave Babych appears in his 1,000th NHL game. Babych joins Ryan Walter and Pit Martin as the only three players to appear in their 1,000th game in a Canucks uniform. Babych becomes the 109th player in NHL history to play in 1,000 regular season NHL games.

## FEBRUARY 8

**2001:** The Canucks and the San Jose Sharks play to the first scoreless draw in Vancouver. The game marks the third time in Canucks history they have played to a zero-zero tie.

## FEBRUARY 9

**1971:** Rosaire Pailment sets a club record with four goals against Buffalo in a 6-3 victory.

## FEBRUARY 10

**1981:** Winger Tiger Williams and defenceman Kevin McCarthy are both voted to the Campbell Conference Team for the NHL All-Star Game held at the Los Angeles Forum.



# ON THIS DAY IN CANUCKS HISTORY

## FEBRUARY 11

**1982:** NHL history is made when referee Kerry Fraser awards Vancouver two penalty shots in the same period. Thomas Gradin and Ivan Hlinka both convert their opportunities on Detroit goaltender Gilles Gilbert. Hlinka's shot comes with 30 seconds remaining in the third period and gives the Canucks a 4-4 tie.

## FEBRUARY 12

**2011:** The Vancouver Canucks set a new franchise record going eight consecutive games without allowing a power play goal, stopping 35 consecutive power play opportunities, Jan. 24-Feb. 12/11. The previous club record of seven games was set in 1980.81, Jan. 6-20/81.

## FEBRUARY 13

**1998:** Mattias Ohlund (Sweden), Jyrki Lumme (Finland) and Pavel Bure (Russia) become the first Canucks players to play in the Olympic Games during the season. The NHL closes for a two week "Winter Break" to allow NHL players to play in Nagano, Japan. Bure won a silver medal and Lumme won a bronze.

## FEBRUARY 16

**1971:** Rosaire Paiement becomes first Canuck to earn five points in a game with three goals and two assists in a 5-4 victory over the defending Stanley Cup champion Boston Bruins. Andre Boudrias becomes the first Vancouver player to score 20 goals, followed by Paiement, who tallies his 20th later that same period.

**2004:** Trevor Linden becomes the Canucks all-time leader in games played after recording his 897th game in a Canucks uniform. The record of 896 had been held by Stan Smyl since 1990.91. Linden finished the 2003.04 season having played in 919 games with Vancouver.

## FEBRUARY 17

**2003:** Dan Cloutier is named NHL Player of the Week for the period ending February 16th.

## FEBRUARY 18

**2007:** Trevor Linden plays his 1,300th career NHL game versus Colorado. In 1,300 games played the Canucks veteran recorded 364 goals, 482 assists and 846 points.

## FEBRUARY 22

**1981:** Dennis Kearns retires as the Canucks all-time leader in games played (677) and the all-time leading scorer among Canuck defencemen with 321 points.

## FEBRUARY 23

**2001:** The Canucks travel to Belleville, Ontario from Toronto by train and participate in an outdoor game of shinny. The game is versus the Belleville Bobcats, a minor hockey team that Marc Crawford played for growing up.

**2003:** Markus Naslund scores his 40th goal of the season, becoming the first player in Canucks history with 40 or more goals in three straight seasons. Also, in the same game, Dan Cloutier wins his 30th game of the season, becoming the first goaltender in Canucks history to post back-to-back 30 (plus) win seasons.

## FEBRUARY 24

**2002:** Ed Jovanovski and Canucks Vice President of Player Personnel Steve Tambellini, help Team Canada win its first Olympic Gold Medal in Ice Hockey in 50 years. The Canucks hold an open practice and show the Gold Medal broadcast before more than 9,000 fans, the largest single gathering in Canada for the game.

**2003:** Brendan Morrison is named NHL Player of the Week for the period ending February 23rd.

## FEBRUARY 25

**1971:** Canucks are victimized by the Boston Bruins, who score three goals in an NHL record 20 seconds.

**2003:** Canucks defeat Atlanta 8-0 to extend their club record unbeaten streak to 14 games. The streak consists of 10 wins and four ties, including a 5-0-2 record at both home and on the road.

## FEBRUARY 27

**1985:** Stan Smyl scores his 187th career goal to pass Don Lever as the Canucks all-time leading goal scorer. Vancouver loses 11-5 in Detroit.

**1996:** Trevor Linden passes Don Lever's team record of 437 consecutive games played vs Pittsburgh in a 4-7 loss. Linden had not missed one NHL regular season game since October 4, 1990.

**1997:** Martin Gelinias becomes the ninth player in Canucks history to record four goals in a single game. Gelinias recorded the goals in Vancouver vs the Phoenix Coyotes. The previous Canucks player to score four goals in a single game was Pavel Bure on October 12, 1992 vs Winnipeg.

## FEBRUARY 28

**1986:** Richard Brodeur becomes the first Canuck netminder to register 100 career wins in a 3-1 victory vs Philadelphia.

## FEBRUARY 29

**1984:** Patrik Sundstrom collects a goal and six assists for a seven point night, setting new team records for assists and points in one game, as the Canucks win 9-5 in Pittsburgh. Sundstrom becomes only the third player in NHL history to earn six assists in a road game, after Detroit's Billy Taylor (7 in 1947 vs Chicago) and Boston's Bobby Orr (6 in 1973 vs Vancouver).

**1996:** Alexander Mogilny records his 50th goal of the season vs the St. Louis Blues at General Motors Place. Mogilny joins Pavel Bure (60 goals in 1992.93, 1993.94) as the only two Canucks to score 50 goals in a single NHL season. Mogilny finishes the season with 55 goals, 52 assists in 79 games played.

**1996:** Alexander Mogilny becomes the fourth player in NHL history to score 50 goals with two NHL teams (Buffalo/Vancouver). Pierre Larouche (Pittsburgh/Montreal), Wayne Gretzky (Edmonton/Los Angeles) and Pat LaFontaine (New York Islanders/Buffalo) are the other three.

## MARCH

### MARCH 1

**1993:** Pavel Bure scores his 50th goal against Grant Fuhr of the Buffalo Sabres in a neutral site game at Hamilton's Copps Coliseum. It is Bure's 63rd game. Dixon Ward and Robert Dirk assist on the historic goal. Canucks win 5-2.

### MARCH 2

**2000:** Mark Messier records a point, giving him 1,700 for his career. Messier becomes only the fourth player in NHL history to record 1,700 points.

### MARCH 5

**2011:** Roberto Luongo becomes the 25th goaltender in League history to reach the 300-win milestone with a victory over Los Angeles. He is the sixth youngest goaltender and the 16th fastest to reach the 300-win mark. He finished the season with 38 wins reaching 30+ wins in six consecutive seasons.

### MARCH 7

**1995:** Canucks President and General Manager Pat Quinn signs a five-year contract extension.

### MARCH 8

**1985:** Thomas Gradin scores the 500th point of his NHL career, becoming first Canuck to reach the milestone. Vancouver defeats Los Angeles 4-3.

**2004:** Trevor Linden records two assists to become the Canucks all-time leader in points scored by notching his 673rd point. Linden finishes the season with 680 points, surpassing the long standing club record previously held by Stan Smyl (672).

## MARCH 9

**1973:** Andre Boudrias scores on Roger Crozier in the first penalty shot awarded to a Vancouver player. The Canucks defeat Buffalo 5-2.

**2007:** Roberto Luongo posts his 39th win of the season in San Jose setting a new franchise record for wins by a Vancouver goaltender in a single season.

**2010:** Roberto Luongo appears in his 600th game, becoming the fourth youngest goaltender in League history to do so and only the 37th goalie in League history.

## MARCH 10

**2001:** Markus Naslund scores his 39th goal to become the highest scoring Canucks captain in a single season. Stan Smyl recorded 38 goals in 1982-83.

**2005:** The National Hockey League's Board of Governors approves the 50 per cent acquisition of the Vancouver Canucks to the Aquilini Investment Group.

**2007:** Mattias Ohlund collected his 300th career point with an assist vs the Kings on March 10th at the Staples Center in Los Angeles.

**2010:** Daniel and Henrik Sedin, along with their wives, donate \$1.5 million to BC Children's Hospital.

## MARCH 12

**2002:** Artem Chubarov becomes the first player in NHL history to have his first four career goals all be game-winners. Nine players previously held the record with three game-winners to begin a career.

**2011:** The Canucks defeat Calgary to sweep a five-game road trip from March 5-12, 2011 for the first time since January of the 1991-92 season.

## MARCH 13

**1976:** Vancouver plays its only penalty-free contest as neither the Canucks nor New York Rangers are assessed any penalties by referee Lloyd Gilmour. Canucks lose 7-3 to the Rangers.

**2007:** Canucks centre, Brendan Morrison plays his 500th consecutive NHL game. By the end of the season, Morrison played 512 consecutive games and held the League iron man record.

## MARCH 14

**1973:** Dunc Wilson collects the first assist awarded to a Canuck goalie on a goal by Andre Boudrias. The goal marks the sixth straight game Boudrias has scored, setting a club record. Vancouver defeats California Seals 5-2.

**1995:** Kirk McLean appears in his 378th game as a Vancouver Canuck passing Richard Brodeur's record of 377 games played as a Canucks goaltender.

**2006:** The Vancouver Canucks and CHUM Radio announce Team 1040 as the exclusive radio carrier of Canucks games for six seasons, beginning in 2006-07.

**2011:** With a win over MIN on the team's 71st game of the season, the Canucks set a franchise record for the fastest the club has reached 100 (or more) points. The previous record was set in the 77th game of the 2006-07 season.

## MARCH 16

**2010:** Henrik Sedin becomes the all-time leader in assists, registering his 416th assist as a Canuck and passing Trevor Linden. Henrik would finish the season with 83 assists for a career total of 434.

**2011:** Vancouver defeats Colorado to secure their third consecutive Northwest Division Title. Vancouver has won eight division titles in franchise history and five times since the 2003-04 season.

**2011:** Alain Vigneault coaches his 400th regular season game with Vancouver, a record only Marc Crawford (529) has surpassed in his time with Vancouver. Since joining Vancouver in 2006-07, Vigneault had led the Canucks to four Northwest Division championships and established the franchise's highest winning percentage (62.3), reaching a then franchise record 105 points in his first season.

## MARCH 19

**1971:** Rosaire Paiement scores his 30th goal of the season, becoming the first Canuck ever to reach that mark. Vancouver defeats Pittsburgh 6-4.

## MARCH 20

**1993:** Ryan Walter plays in his 1,000th NHL game against the New York Islanders at the Pacific Coliseum.

**2000:** Markus Naslund is named NHL Player of the Week. In three games, Naslund has three goals and five assists.

## MARCH 21

**2001:** Markus Naslund and Mattias Ohlund are named to the 2002 Swedish Men's Olympic Hockey Team.

**2005:** Canucks Vice-President and Assistant General Manager Steve Tambellini is appointed as Team Canada's General Manager for the 2005 IIHF Men's World Hockey Championship in Austria, April 30 to May 15, 2005. Tambellini's appointment as GM marks the eighth time that he has represented Canada in either an executive position or as a player.

**2011:** Canucks Sports & Entertainment becomes one of six founding members of the Green Sports Alliance (GSA). Donating leftover food from game nights to the Vancouver Food Bank and installing hardware to conserve water usage are just some of the steps taken as part of their ongoing environmental initiatives.

## MARCH 22

**1988:** Stan Smyl becomes the first Canuck to play in 800 regular season games. Vancouver loses a 5-3 decision in Toronto.

## MARCH 23

**1984:** Tony Tanti scores his 43rd and 44th goals of the year, including one in overtime in a 4-3 win over Winnipeg, to set a record for goals in a season.

**1994:** Pavel Bure scores his 50th goal on an empty net vs the LA Kings.

**1996:** The Canucks pass a season high attendance record on March 23rd vs Calgary. Vancouver recorded 28 sellout games at General Motors Place with a total of 729,629 people attending home games. An average of 17,795 people per game.

## MARCH 24

**1992:** Kirk McLean backstops the Canucks to a 4-2 win at Minnesota, earning his club record 38th win.

**2003:** Todd Bertuzzi is named NHL Player of the Week for the period ending March 23rd.

## MARCH 25

**1973:** Don Tannahill scores his second NHL hat trick in a 7-4 Canuck victory over Toronto. He is the first Canucks rookie to register 20 goals, finishing the season with 22.

**1996:** Alexander Mogilny records his 100th point of the season vs Los Angeles by assisting on Cliff Ronning's goal in the first period. Mogilny becomes the second Canuck to record 100 points in a season. Pavel Bure records 107 points (60-47-107) during the 1993-94 season and 110 points (60-50-110) during the 1992-93 season.

**2011:** Vancouver defeats Atlanta to earn 107 points on the season, setting a new franchise record. Vancouver would finish the season with a franchise best 117 points.

## MARCH 26

**1997:** Gino Odjick passes his previous record and Canucks record of 370 penalty minutes in a single season (1992-93) by recording his 371st penalty minute (fighting) in a game vs. the Anaheim Mighty Ducks. Odjick's 371 penalty minutes makes him the NHL's most penalized player during the 1996-97 season.

**2002:** Trevor Linden plays the 1,000th game of his NHL career. Through his first 1,000 games, Linden played 758 games for Vancouver, 107 with the New York Islanders, 107 with Montreal and 28 with Washington. Linden becomes the fourth player to reach the milestone while with Vancouver (Dave Babych, Ryan Walter, Pit Martin).

**2002:** Goaltender Dan Cloutier sets a new club record with his seventh shutout of the season, posting a 4-0 win over the Los Angeles Kings.

## MARCH 27

**1982:** Coach Harry Neale is handed a 10-game suspension by the NHL for his involvement in an altercation with the crowd in Canucks

# ON THIS DAY IN CANUCKS HISTORY

Mar. 20th game in Quebec City. Defenceman Doug Halward is given a seven game suspension. Roger Neilson takes over as coach and Canucks win 7-2 over Calgary.

**1999:** Adrian Aucoin scores two goals (20th & 21st of the season) vs Montreal to break the Canucks record of most goals by a defenceman in a single season. The previous record was set by Doug Halward who scored 19 goals in the 1982-83 season.

**2000:** Canucks defenceman Mattias Ohlund is nominated for the Bill Masterton Memorial Trophy. The award, voted on by the Professional Hockey Writers Association, is for sportsmanship, perseverance and dedication to hockey.

**2003:** Markus Naslund records his 100th point of the season, becoming only the third player in team history to reach the 100 point mark (Bure, Mogilny). Naslund finished the year with 104 points.

**2004:** Marc Crawford becomes the first coach in Canucks history to win at least 200 games. The club's all-time leader in wins, Crawford, reaches the milestone when Vancouver defeated the Dallas Stars 3-2 in overtime.

**2011:** Vancouver defeats Columbus to earn their 50th win of the regular season for the first time in franchise history.

## MARCH 28

**1971:** Vancouver sets a club record with 11 goals in an 11-5 win over the California Seals.

**1996:** Pat Quinn takes over as Head Coach of the Vancouver Canucks, replacing Rick Ley who was hired as Head Coach on August 10, 1994.

## MARCH 29

**1983:** Stan Smyl scores two goals and establishes a new club record with 88 points in one season, as Canucks lose 7-4 to Edmonton. Darcy Rota collects two assists and establishes a club record 14-game point streak.

**2003:** Canucks establish a new club record with 103 points, eclipsing the previous record of 101 set in 1992-93. The club finishes the season with 104 points. With the 5-1 road win at Los Angeles, the Canucks also establish a new team record for road wins with 23.

**2006:** The Canucks record their 40th win of the 2005-06 season at home versus the Wild. The win represents the fourth consecutive 40 (plus) win season and the seventh overall in club history.

**2007:** Vancouver announces the four-year contract extension of defenceman Sami Salo. Salo set career highs with 14 goals and 37 points in the season.

**2011:** Vancouver defeats Nashville to establish a franchise best nine game road winning streak. The streak started March 5 with a victory over the LA Kings.

## MARCH 30

**1984:** Patrik Sundstrom earns two points to set a club record for points in a season (91) in a 3-3 tie with Minnesota. Tony Tanti scores his 45th goal of the year, also a club record.

## MARCH 31

**2011:** Vancouver defeats the Los Angeles Kings to secure the franchise's first Presidents' Trophy as the NHL team with the most points in the regular season. The win also established a franchise record for the best winning record in the month of March. Vancouver finished 13-2-0 in March.

## APRIL

### APRIL 1

**1989:** Trevor Linden becomes the first Canucks rookie to score 30 goals in a season. Vancouver loses 6-4 in L.A.

**1993:** Pavel Bure scores a third period goal against goaltender Pat Jablonski of Tampa Bay, becoming the first Canucks player to reach the 100 point mark. Canucks win 5-3. He finishes the season with a club record 110 points.

### APRIL 2

**1975:** Ken Lockett becomes first Canucks netminder to register consecutive shutouts as Vancouver earns its team-record eighth shutout of the season, 4-0 over California.

**1993:** Frank Griffiths is named to the Hockey Hall of Fame in the Builders' Category.

### APRIL 3

**1999:** Adrian Aucoin scores his 18th power play goal of the season. With the goal, Aucoin ties a NHL record for most power play goals by a defenceman in a season with 18. Denis Potvin also had 18 power play goals for the New York Islanders in 1975-76.

**2004:** The Canucks won the Northwest Division title for the first time in 11 years with a 5-2 win versus the Edmonton Oilers. They finished the season with 101 points, tying the second highest total in club history. It marked the fourth time in club history that they have won a division title.

**2004:** Vancouver plays its final regular season game of the 2003-04 season before a sold-out General Motors Place. The Canucks sell-out every regular season home game for the first time in club history.

### APRIL 4

**1994:** Pavel Bure is named NHL Player of the Month for March after scoring 19-11-30 in 16 games. It is the second highest point total in any one month in Canucks history. Bure joins goaltender Kirk McLean as the only Vancouver player to receive the award.

### APRIL 5

**1980:** Thomas Gradin ties club mark for most goals by a centre with his 30th goal in the season finale. Stan Smyl becomes only NHL player to lead his team in goals (31), assists (47), points (78) and penalty minutes (204) in one year.

### APRIL 6

**1979:** Ron Sedlbauer finishes the season as the first 40-goal scorer in club history.

### APRIL 7

**1993:** Kirk McLean backstops Vancouver to a 5-4 overtime win over Edmonton, earning his club record 127th career victory, passing Richard Brodeur.

**1994:** Chairman and team owner Frank A. Griffiths passes away after a lengthy illness. In his memory, the players wear a patch on their uniform with the inscription "2 points F.G." Mr. Griffiths' signature phrase.

**2007:** Vancouver establishes a new franchise record with their 49th win of the season at San Jose. The win also secures the highest point total in club history (105) and clinches first place honours in the Northwest Division.

**2007:** Roberto Luongo sets a new career-high 47 wins in 76 games played. The career best season ranks tied for second all-time in the NHL alongside Bernie Parent's record set in 1973-74.

**2011:** Canucks unveil permanent outdoor bronze statue of former assistant coach Roger Neilson, who coached the Canucks from 1982-84. Neilson is pictured holding a hockey stick with a towel on the end, immortalizing the origin of "towel power", a tradition adopted by sports fans around the world.

### APRIL 8

**1982:** Tiger Williams scores at 14:20 of overtime to give Vancouver its first playoff overtime win, 2-1 over Calgary.

### APRIL 9

**1989:** Vancouver evens its playoff series with Calgary at two games each, following a 5-3 win at home. Trevor Linden sets a new club record with four points in a game, scoring 1-3-4. The Canucks also set a new team playoff mark with four power play goals.

## APRIL 10

**1982:** The Canucks win a playoff series for the first time, sweeping the Flames in three straight as Vancouver wins 3-1 in Calgary. Richard Brodeur was brilliant, forging a 1.55 average in the three games, stopping 103 of 108 shots in the series.

## APRIL 11

**1993:** Pavel Bure scores his 60th goal in a 6-3 win over Calgary at the Pacific Coliseum.

**2010:** Henrik Sedin becomes the first player in franchise history to capture the Art Ross Trophy as the NHL leading scorer. He sets franchise records in points (112) and assists (83) in the process.

## APRIL 12

**1999:** Garth Snow and the Canucks shutout the Calgary Flames 2-0 at the Saddledome in Calgary. The shutout is Snow's sixth of the season, which ties a club record for most shutouts in a single season. Snow ties Gary Smith's team record as Smith recorded six shutouts in the 1974-75 campaign.

## APRIL 13

**1975:** Following a first-round bye for finishing first in the Smythe Division, the Canucks appear in their first playoff game, a 6-2 loss to the Canadiens in the Montreal Forum.

**1989:** Vancouver, playing in the sixth game of a playoff series for the first time in franchise history, forces a seventh and deciding game with a 6-3 home ice win over the Flames. The Canucks explode for four second period goals, setting club playoff records for fastest two goals (0:15) and fastest three goals (2:18).

**1994:** Pavel Bure scores his 60th goal of the season becoming just the eighth player in NHL history to twice score 60 or more goals in a season.

**2002:** Canucks finish the regular season with 254 goals, to lead the NHL in goal scoring for the first time in franchise history.

**2006:** Trevor Linden plays in his 1,000th career game in a Canucks uniform, making him the first player in franchise to reach this milestone.

## APRIL 14

**1999:** Mark Messier records one assist in a game at home versus the Calgary Flames. With the assist, he passes Gordie Howe for fourth on the all-time career NHL assist list with 1,050.

**2000:** Adrian Aucoin, Ed Jovanovski, Andrew Cassels, Brendan Morrison and Todd Bertuzzi are all named to represent Team Canada at the World Hockey Championships in Russia. Peter Schaefer also represents Canada in the tournament.

## APRIL 15

**1975:** Garry Monahan scores the game-winner as the Canucks record their first playoff win, 2-1 over Montreal in the Forum.

**1993:** Vancouver comes from behind to defeat Los Angeles 8-6, breaking the 100 point barrier for the first time. Vancouver finishes with 101 points and a record 46 wins.

**2006:** In the last regular season home game of the season, the Canucks defeat the Colorado Avalanche 4-3 in overtime in front of a capacity crowd. This marks the 127th consecutive sell-out and the second straight season in which all 41 regular season home games were sold-out.

## APRIL 16

**1992:** The Canucks close out the 1991-92 regular season with a 4-4 tie against Calgary, setting franchise records for points (96) and wins (42).

## APRIL 17

**1975:** Vancouver's first ever home playoff game was a 4-1 loss to Montreal. John Gould scored the first playoff goal by a Canuck in the Pacific Coliseum.

## APRIL 18

**1992:** Pavel Bure is named NHL Rookie-of-the-Month for March/April.

## APRIL 19

**1975:** Canucks are shutout in the playoffs for the first time, 4-0 at home to Montreal. Ken Dryden earned the shutout.

## APRIL 21

**1982:** Vancouver eliminates Los Angeles from the playoffs with a 5-2 home ice win, taking the series 4-1. Darcy Rota ties club playoff mark for goals in a series (4). Stan Smyl sets new records for assists (5) and points in a series (7). Smyl also earns points in a team record sixth straight playoff game (2-6-8).

## APRIL 22

**1975:** Canucks participate in their first playoff overtime game, losing 5-4 to Montreal. Guy Lafleur, with his third game-winning goal of the series, scores the winner at 17:06 of overtime.

## APRIL 23

**2008:** Canucks name Mike Gillis the tenth General Manager in club history. Gillis previously served as a NHL player representative for 15 years.

**2010:** Mikael Samuelsson ties a franchise record for most goals recorded in a playoff series with his seventh goal in Game 5 versus the Los Angeles Kings. His seven goals would lead the League in postseason scoring through the first round.

## APRIL 25

**2006:** Canucks relieve Head Coach Marc Crawford of his coaching duties.

## APRIL 26

**2011:** With an overtime goal vs Chicago, Alex Burrows becomes the 14th player in League history and second in franchise history to net two or more series-winning goals in overtime.

## APRIL 27

**1982:** Vancouver takes the opening game of the Campbell Conference championship, defeating Chicago 2-1 in Chicago Stadium. Jim Nilk scores the winning goal at 28:58 of overtime in the longest game in Canuck history. Richard Brodeur stopped 46 of 47 shots by Chicago, while Canucks had 41 shots against Tony Esposito.

## APRIL 30

**1994:** Pavel Bure scores at 2:20 of the second overtime period to give Vancouver a 4-3 win over Calgary and the club's third straight overtime win in a come-from-behind seven game playoff series. It is Vancouver's first seven game playoff series win.

## MAY

### MAY 1

**1982:** History is made when Vancouver plays its first game in the month of May. Canucks defeat Chicago 4-3.

### MAY 4

**2001:** Goaltender Dan Cloutier is added to Team Canada's World Championship Roster.

### MAY 6

**1982:** Vancouver scores a team playoff record six goals to beat Chicago 6-2, eliminating the Blackhawks 4-1. Canucks are presented with the Clarence Campbell Trophy.

**2004:** David Nonis is promoted to the position of Senior Vice-President and General Manager assuming responsibility for the leadership of the team. In his first act as General Manager, Nonis appoints Steve Tambellini to the position of Vice President and Assistant General Manager.

# ON THIS DAY IN CANUCKS HISTORY

## MAY 7

**1995:** The Canucks make their fifth straight playoff appearance with a 2-1 loss vs. St. Louis. The Canucks went on to defeat the Blues four games to three.

## MAY 8

**1982:** Canucks make their first ever appearance in the Stanley Cup Final in Long Island. Vancouver loses 6-5 in overtime to the Islanders, as Mike Bossy scores at 19:58 of OT. Thomas Gradin ties club mark with two goals and an assist.

## MAY 14

**1973:** Canucks trade their original first round draft pick (1970) Dale Tallon to Chicago for goaltender Gary Smith and defenceman Jerry Korab.

## MAY 15

**1995:** In Game Five of their Conference Quarterfinal series versus the St. Louis Blues, the Canucks tally two shorthanded goals 17 seconds into the second period. They would go on to win 6-5 and set an NHL playoff record for the fastest two shorthanded goals by one team. The Canucks pass the old mark of 0:24 set by the 1978 Montreal Canadiens versus Detroit on April 23, 1978. Christian Ruutu scores at 4:31 of the second period, followed by Geoff Courtnall at 4:48.

## MAY 16

**2000:** The Canucks are nominated for the World Sports Humanitarian Hall of Fame's Pro Team Community Award.

## MAY 22

**1970:** Vancouver is awarded a National Hockey League franchise.

**1994:** Kirk McLean records his second consecutive playoff shutout over the Toronto Maple Leafs. McLean blanks the Leafs 4-0 in Game 3 and 2-0 in Game 4, both at the Pacific Coliseum. The shutouts give McLean four in the playoffs, equaling an NHL record.

**2001:** President and General Manager Brian Burke is named the "Executive of the Year" by The Sporting News.

**2011:** Henrik Sedin notches four assists in a playoff game, surpassing the previous club record of three and also establishes the franchise record for most assists (19) in a playoff year, surpassing the previous record of 15 held by Pavel Bure in 1994 and most assists in a playoff series (11) surpassing the previous mark of eight recorded by Alex Mogilny in 1996 vs COL. Henrik had 19 assists at the conclusion of the playoffs.

**2011:** The Vancouver Canucks establish a franchise record for the fastest three goals to be scored in a playoff game separated by 1:55 (Ryan Kesler 9:16 and Sami Salo 10:55 and 11:31, 2nd period). The previous mark was 2:18 established on Apr. 13/89 vs CGY (Jim Sandlak 17:26, Rich Sutter 19:29 and Garth Butcher 19:44, 2nd period).

## MAY 27

**1992:** Ryan Walter is named the Bud Light/NHL Man-of-the-Year for his work within the community.

## JUNE

### JUNE 1

**2011:** The Canucks enter Game 1 of the Stanley Cup Final for the third time in franchise history.

### JUNE 2

**1994:** Vancouver plays hockey in the month of June for the first time in Game Two of the Stanley Cup Final. NY Rangers win 3-1 at Madison Square Gardens. Pavel Bure has his 16 game point streak, two games shy of the NHL record, snapped.

### JUNE 3

**1997:** The Vancouver Canucks unveil a new logo, uniform and team colours to the city of Vancouver in a day-long event which started

with players appearing all over the city and was highlighted by a kick off rally at the Vancouver Art Gallery.

## JUNE 4

**1996:** Tom Renney is hired as Head Coach of the Vancouver Canucks becoming the 13th head coach in Canucks history.

**2001:** Canucks unveil their new mascot at Canuck Place. The new mascot, an orca whale, was later named Fin through a contest.

**2011:** Vancouver Canucks Mascot Fin celebrates his 10th birthday. Fin has made almost 1,350 appearances in the community and has reached out to approximately 60,000 students with his Fin's Friends program over the last five years.

## JUNE 5

**2001:** The Canucks reach a new five-year deal with the Manitoba Moose of the AHL, to be the club's new farm team.

## JUNE 7

**1989:** The Canucks have three finalists for the NHL's major trophies for the first time in club history. At the awards presentation ceremonies, Trevor Linden finishes second in Calder Trophy voting, Bob McCammon is runner-up for the Jack Adams Trophy and Kirk McLean is third in voting for the Vezina Trophy.

## JUNE 8

**1989:** Trevor Linden is named The Hockey News Rookie-of-the-Year, as selected via fan balloting.

## JUNE 10

**1970:** Vancouver makes defenceman Gary Doak (from Boston) its first selection in the NHL expansion draft. Other top selections were, in order; Orland Kurtenbach, Ray Cullen, Pat Quinn and Rossaire Paiement.

## JUNE 11

**1970:** Canucks make defenceman Dale Tallon of Toronto Marlboros their first selection in the Amateur Draft, behind Buffalo's choice of Gilbert Perreault.

**2008:** Trevor Linden announces his retirement after 19 NHL seasons, recording 867 points (375-492-867) in 1382 regular season games with the Canucks, Montreal Canadiens, New York Islanders and Washington Capitals. In 1991/92, Linden is named Canucks captain, becoming the youngest captain in the NHL at 21 and served in this position for seven seasons. Linden also played in 124 Stanley Cup Playoff games, recording 99 points (34-65-99) and 104 penalty minutes. Of his 124 playoff games, 118 came in a Canucks uniform, highlighted by his 25 points (12-13-25) in 24 games during the Canucks 1994 Stanley Cup run that concluded in a Game 7 versus the New York Rangers. Linden played in his final game on April 5, 2008 versus the Calgary Flames.

## JUNE 12

**2003:** The National Hockey League Players' Association announce that Markus Naslund is the recipient of the 2003 Lester B. Pearson Award for most outstanding player during the NHL regular season, as voted by members of the NHLPA. Senator Frank Mahovlich, member of the Hockey Hall of Fame and Honorable member of the Canadian Senate, presented the award to Naslund in a ceremony hosted by John Davidson at the Hockey Hall of Fame.

## JUNE 14

**1994:** Kirk McLean sets an NHL record for minutes played in the playoffs (1,544) but the Canucks lose Game 7 of the Stanley Cup Final 3-2 to the NY Rangers.

**2007:** Canucks Head Coach, Alain Vigneault is named winner of the Jack Adams Award at the 2007 NHL Awards Show in Toronto. Vigneault earns Coach of the Year honours after leading Vancouver to a franchise record 49 wins and season-high 105 points. Vigneault was a finalist for the Jack Adams Award while serving as Head Coach of the Montreal Canadiens in the 1999/00 season.



## JUNE 16

**1992:** Pavel Bure receives the Calder Trophy as the League's top rookie, becoming the first Vancouver player to win a post-season award. Head Coach Pat Quinn captures the Jack Adams trophy as NHL Coach of the Year, the first coach to win the award with two different teams. Quinn also receives Coach of the Year honours by the Sporting News and the Hockey News. Goaltender Kirk McLean is voted a Second Team All-Star, the first Canuck to earn All-Star status.

**1994:** Pavel Bure is selected the NHL's First Team All-Star Right Winger. He is the first and only Canuck to achieve the honor. It is the same day he signs a multi-year contract with the Canucks that makes him the highest paid player in franchise history.

## JUNE 18

**1996:** Goaltender Corey Hirsch is named to the NHL All-Rookie Team. Hirsch finishes the season with a 2.93 GAA after appearing in 41 games for a record of 17-14-6.

**1999:** The Canucks announce Jack McIlhargey and Mike Johnston as Assistant Coaches of the club, joining Head Coach Marc Crawford. The team also announces Stan Smyl as the new Head Coach of the Syracuse Crunch, Vancouver's top minor-league affiliate.

## JUNE 19

**2000:** The Canucks reach a deal with the Kansas City Blades of the IHL, to be the team's new farm team.

## JUNE 20

**2006:** Alain Vigneault named the 16th Head Coach in Vancouver Canucks history.

## JUNE 21

**2010:** Canucks name Claude Noel as new head coach of AHL affiliate, the Manitoba Moose.

## JUNE 22

**1998:** Brian Burke is hired as President and General Manager of the Vancouver Canucks.

**2007:** Aquilini Investment Group complete the purchase of the Vancouver Canucks after acquiring the 50 percent interest of former partner, John McCaw, becoming the first local ownership group of the franchise in more than a decade.

**2011:** Canucks centre Ryan Kesler is awarded the Frank Selke Trophy as "the forward who best excels in the defensive aspects of the game" for the first time in franchise history.

**2011:** Daniel Sedin is named recipient of Ted Lindsay Award as the "most outstanding player" in the NHL as voted by fellow members of the NHLPA.

**2011:** Daniel Sedin becomes the second player in franchise history to claim the Art Ross Trophy. With twin brother Henrik claiming the award in 2009.10, this marks the first time in League history that brothers have won scoring titles in consecutive seasons.

**2011:** Roberto Luongo and Cory Schneider win the Jennings Trophy presented "to the goalkeeper(s) having played a minimum of 25 games for the team with the fewest goals scored against".

**2011:** Canucks President & General Manager Mike Gillis is named General Manager of the Year.

**2011:** Daniel and Henrik Sedin named to the NHL First All-Star Team. This is the first time brothers have been voted to the team since Hockey Hall of Famers Phil and Tony Esposito took First Team honours in 1969.70.

## JUNE 25

**2009:** Canucks Equipment Manager Pat O'Neill and Head Athletic Trainer Mike Burnstein are added to the Team Canada support staff for the 2010 Winter Olympics in Vancouver.

## JUNE 26

**1999:** The Canucks make three trades on the morning of the NHL Entry Draft in Boston to secure the second and third overall selections.

With the picks, Canucks President and General Manager, Brian Burke selects Daniel and Henrik Sedin of Modo in the Swedish Elite League.

## JUNE 27

**2011:** Vancouver Canucks and Chicago Wolves announced that the Canucks will enter into a new affiliation agreement with the Chicago Wolves of the American Hockey League through 2012.13.

## JUNE 28

**2001:** Canucks extend the contract of captain Markus Naslund through the 2004.05 season. Naslund set new career highs with 41 goals and 75 points in 2000.01.

## JULY

### JULY 1

**1989:** Canucks President Pat Quinn flies to Moscow and signs Soviet star centre Igor Larionov to a multi-year contract.

### JULY 3

**1991:** Stan Smyl retires as the Canucks all-time leader in games played (896), goals (262), assists (411) and points (673). He is named Assistant Coach.

### JULY 4

**1996:** Canucks Equipment Manager Pat O'Neill becomes the first recipient of the Larry Ashley Award. The Larry Ashley Award is presented to the trainer or equipment manager that best exemplifies the character and commitment to excellence displayed by Ashley throughout his career.

### JULY 5

**2006:** Vancouver Canucks and Manitoba Moose name Scott Arniel as Head Coach of the AHL affiliate.

### JULY 6

**2010:** Canucks and Rogers Communications Inc. announce an alliance giving Rogers the arena naming and telecommunication sponsorship rights.

### JULY 8

**1995:** Canucks reunite former Junior Hockey teammates Alexander Mogilny and Pavel Bure by acquiring Mogilny and a 5th round pick in exchange for Mike Peca, Mike Wilson and their 1st round pick (14th overall) at the 1995 NHL Entry Draft.

### JULY 13

**1999:** The Canucks sign unrestricted free agent Andrew Cassels.

### JULY 17

**1997:** Trail Smoke Eaters' trainer Ken Caputo becomes the second recipient of the Larry Ashley Award.

### JULY 22

**2005:** National Hockey League owners unanimously ratify the new collective bargaining agreement, bringing an official end to the 310-day lockout. One day prior, NHL players formally accepted the new deal with 87 percent of the membership voting in favour of the deal.

### JULY 28

**1997:** The Vancouver Canucks sign unrestricted free agent Mark Messier.

**1999:** 1999 First Round Draft Picks, Daniel and Henrik Sedin, both sign their first NHL contract with the Canucks.

# ON THIS DAY IN CANUCKS HISTORY

## AUGUST

### AUGUST 10

**1994:** Rick Ley is hired as Head Coach of the Vancouver Canucks, becoming the 12th coach in the Canucks history.

### AUGUST 15

**2005:** The Vancouver Canucks and Manitoba Moose name Alain Vigneault as the Moose's Head Coach.

### AUGUST 18

**1998:** David Nonis is named Senior Vice-President, Hockey Operations. Steve Tambellini is named Vice-President, Player Personnel. Mike Penny is named Vice-President, Amateur Scouting and Shawn Dineen is named Professional Scout.

### AUGUST 20

**1996:** Team Canada and Team U.S.A. play a pre-tournament game for the inaugural World Cup of Hockey at General Motors Place.

### AUGUST 29

**1996:** Team Canada defeats Team Russia 5-3 at General Motors Place in the first game of the World Cup of Hockey tournament. Trevor Linden plays for Canada while Alexander Mogilny plays for Team Russia. Trevor Linden records one assist in the game on a goal by Vincent Damphousse.

**1996:** The National Hockey League announces the 1998 NHL All-Star game will be played at General Motors Place. This is the second NHL All-Star Game to be played in Vancouver; the other was in 1977.

## SEPTEMBER

### SEPTEMBER 8

**1995:** Pavel Bure changes jersey numbers from #10 to #96.

### SEPTEMBER 15

**2000:** Canucks complete the American Airlines/NHL Challenge in Stockholm, Sweden. The Canucks held training camp in Sweden and defeated MoDo 5-2 and Djurgarden 2-1 to win the exhibition tournament.

**2000:** Canucks name Markus Naslund team captain in Stockholm, Sweden, following their overtime victory over Djurgarden. Naslund becomes the 11th captain in Canucks history.

**2004:** Unable to reach an amicable deal for both the NHL and NHLPA, NHL commissioner Gary Bettman announces a lockout.

### SEPTEMBER 16

**1995:** Head Medical Trainer, Larry Ashley, passes away after battling a lengthy illness. Larry cared for Canucks players for 14 seasons and, in his memory, players wear the initials "LA" on their helmets. In recognition of Larry's service and contribution to the Vancouver Canucks Hockey Club, the training centre at General Motors Place is named the "Larry Ashley Training Facility."

**2001:** The Canucks hold their annual Blue-Silver intra-squad game at General Motors Place. Club raises \$134,250.25 for the American Red Cross Disaster Relief Fund in support of September 11th.

### SEPTEMBER 21

**1992:** Play-by-play broadcaster Jim Robson is named to the Hockey Hall of Fame.

### SEPTEMBER 23

**1995:** The Vancouver Canucks play their first pre-season game at General Motors Place. Jeff Brown scored the first goal in the new facility in the Canucks 4-3 win over the Mighty Ducks of Anaheim.

## SEPTEMBER 25

**2001:** Canucks new mascot is officially named "Fin." The name was chosen from more than 2,000 fan entries.

## SEPTEMBER 28

**1995:** Trevor Linden signs a multi-year deal.

## SEPTEMBER 30

**2008:** Roberto Luongo is named the 12th captain in team history. He is the first goaltender in Canucks history to be named captain and the first goaltender in League history to be named captain since Montreal's Bill Durnan in 1947/48. Mattias Ohlund, Willie Mitchell and Ryan Kesler are named alternate captains.

## OCTOBER

### OCTOBER 1

**2010:** Canucks Sports & Entertainment acquires ownership of the Vancouver Millionaires trademarks, including the name "Vancouver Millionaires", the inaugural classic "V" logo, the Vancouver Maroons "V" and design and the web domain [www.vancouvermillionaires.com](http://www.vancouvermillionaires.com).

### OCTOBER 2

**2001:** Canucks unveil their new "Third Jersey" at a downtown press conference. The new "Third Jersey" is predominantly a two-colour jersey with a strong deep red and deep blue, accented with silver. It is the second alternate jersey in team history.

### OCTOBER 3

**1997:** Trevor Linden passes Canucks' captaincy on to Mark Messier while team is in Tokyo, Japan for "GAME ONE '97". Messier becomes 10th captain in team history.

### OCTOBER 4 & 5

**1997:** "GAME ONE '97" The Vancouver Canucks play the Mighty Ducks of Anaheim in a two-game series at Yoyogi Arena in Tokyo, Japan. The two split the games by a score of 3-2 in each game. It marked the first NHL game in history to be played outside North America. Scott Walker becomes the first player to score a NHL regular season goal outside North America. Attendance is 10,500 (sellout) for both games.

### OCTOBER 5

**1989:** Canucks open their 20th NHL campaign with a 4-1 setback to the Edmonton Oilers. Igor Larionov and Vladimir Krutov become the first Soviet players ever to appear in a Canuck uniform.

### OCTOBER 6

**2002:** Introduced by royal trumpets while entering on a red carpet, Queen Elizabeth II drops the ceremonial first puck before an exhibition game between Vancouver and San Jose. The British monarch, who last attended a hockey game 51 years ago, drops the puck between Canucks captain Markus Naslund and Mike Ricci of the Sharks. The 76-year-old monarch, flanked by local minor hockey league players, is led to the centre of the rink - where she is joined by Wayne Gretzky, the NHL's all-time leading scorer, and executive director of the gold medal-winning 2002 Canadian Olympic Hockey Team. Also at centre ice are Cassie Campbell, captain of the Canadian women's Olympic team, Canucks and Team Canada defenceman Ed Jovanovski and Hall of Fame television broadcaster Howie Meeker. The Queen is visiting Vancouver with her husband, Prince Philip, Duke of Edinburgh, as part of a 12-day tour of Canada, celebrating the 50th anniversary of her rule.

### OCTOBER 7

**1989:** Vladimir Krutov becomes the first Soviet player to score a goal in a Vancouver uniform. The goal is assisted by Igor Larionov. Vancouver beats Detroit 5-3.

## OCTOBER 8

**2000:** With their comeback 5-4 victory at Tampa Bay, the Canucks become just the third club since 1983.84 (the season when the 5:00 overtime rule was introduced) to win a game in regulation in which it trailed by two or more goals with three or fewer minutes remaining.

## OCTOBER 9

**1970:** Canucks play their first NHL game, losing 3-1 to the LA Kings at the Pacific Coliseum. Barry Wilkins scores the Canucks first goal at 2:14 of the third period against netminder Denis DeJordy. Attendance was 15,062.

**1995:** The Vancouver Canucks play the first regular season game at General Motors Place. The Canucks are defeated 5-3 by the Detroit Red Wings. Mike Ridley records the first regular season goal at General Motors Place. Kirk McLean plays in goal.

**1999:** In a pre-game ceremony, the Canucks unveil the 30 Greatest Canucks to celebrate the team's 30th year in the NHL.

**2005:** General Motors Place celebrates its tenth anniversary since the Canucks played their first regular season game at the venue.

**2008:** The Vancouver Canucks honour the memory of former Canucks defenceman Luc Bourdon in a moving ceremony prior to the season opening game. Luc's family was present to witness a video tribute and moment of silence. Earlier the same day, the Canucks and members of Bourdon's family unveiled the Luc Bourdon Wall of Dreams, a living legacy to everyone in the Canucks family and salute to minor hockey. The Luc Bourdon Wall of Dreams contains 191 pucks representing BC Hockey membership – a visual salute to Luc and what he represented.

**2010:** Henrik Sedin is named the 13th captain in team history. Kevin Bieksa, Ryan Kesler, Manny Malhotra and Daniel Sedin are named alternate captains. Original Canucks captain Orland Kurtenbach presents Henrik with the 'C' in front of a sold-out crowd for Vancouver's home opener of the franchise's 40th NHL season.

## OCTOBER 10

**2002:** For the first time in Canucks history the club begins the regular season with a shutout victory. Dan Cloutier stopped all 19 shots in the 3-0 win at Calgary.

## OCTOBER 11

**1970:** Canucks earn their first NHL victory in their second game, a 5-3 win at home over Toronto. Wayne Maki scores two goals in the game.

## OCTOBER 14

**1979:** Edmonton's Wayne Gretzky scores his first NHL goal, against Canucks netminder Glen Hanlon, in a 4-4 tie at the Pacific Coliseum.

## OCTOBER 20

**1971:** Canucks are blanked for the first time in club history, losing 7-0 in Minnesota.

## OCTOBER 23

**1998:** Mark Messier scores the 600th goal of his NHL career at Florida at 12:58 of the third period against Florida's Kirk McLean.

## OCTOBER 25

**2009:** Roberto Luongo records his first shutout of the season, his 21st with the Canucks, passing Kirk McLean for the franchise record for most career shutouts with Vancouver.

## OCTOBER 26

**2010:** Canucks first franchise Captain, Orland Kurtenbach, becomes the first inductee into the Canucks Ring of Honour.

## OCTOBER 27

**1971:** Canucks play to their first ever NHL shutout, skating to a 0-0 tie at Maple Leaf Gardens in Toronto. Dunc Wilson stopped 34 Leafs shots while the Canucks fired 20 at Toronto netminder Bernie Parent.

## OCTOBER 31

**1991:** Pavel Bure signs a multi-year contract and five days later plays in his first NHL game against Winnipeg.

## NOVEMBER

### NOVEMBER 1

**1991:** Kirk McLean is named NHL Player-of-the-Month for October after posting a 9-2-1 record and a 2.37 GAA. He is the first Canuck to receive the honour.

### NOVEMBER 2

**1999:** Peter Schaefer is named NHL Rookie-of-the-Month for October. Schaefer recorded six goals and six assists in 13 games.

### NOVEMBER 3

**1991:** The Canucks honour Stan Smyl by retiring his No. 12 jersey.

### NOVEMBER 4

**1974:** Canucks trade Barry Wilkins, the scorer of Vancouver's first ever goal in the NHL, to Pittsburgh for defenceman Ab Demarco.

**1997:** Vancouver Canucks President and General Manager Pat Quinn is relieved of his duties after serving in his position for 10 years. Interim General Manager duties are divided by Senior Vice-President, Hockey Operations Steve Tambellini, Head Coach Mike Keenan and Assistant GM Mike Penny.

### NOVEMBER 5

**1970:** Canucks record their first road victory, 4-1 at Buffalo. Canucks goalie Dunc Wilson stops the team's first penalty shot against Sabre Paul Andrea.

**1987:** Stan Smyl appears in his 684th game, passing Harold Snepsts as the Canucks all-time leader in regular season appearances. The Canucks win 4-3 in Philadelphia.

### NOVEMBER 6

**1978:** Dennis Kearns becomes first player in Canuck history to play in 500 games as Vancouver wins 6-4 in Detroit.

### NOVEMBER 9

**1995:** Pavel Bure is checked by Steve Smith of the Chicago Blackhawks at the United Center in Chicago. Bure tore his anterior cruciate ligament and misses the remainder of the season. Bure appeared in 15 games and recorded six goals and seven assists. Pavel underwent arthroscopic anterior cruciate ligament reconstructive surgery at UBC Hospital seven days later.

### NOVEMBER 12

**1996:** John McCaw agrees to purchase all shares in Orca Bay held by Arthur Griffiths.

### NOVEMBER 13

**1997:** Head Coach Tom Renney and Assistant Coach Terry Bagen are relieved of their duties. Mike Keenan is hired as the 14th Canucks Head Coach in history.

### NOVEMBER 14

**1989:** Brian Bradley scores at 17:12 of the first period against the Washington Capitals, registering the 5,000th goal in franchise history. The Capitals goaltender is Bob Mason.

**1996:** Mike Fountain becomes the 19th goaltender in NHL history to record a shutout in his first NHL game by defeating the New Jersey Devils 3-0 in New Jersey.

**1996:** Dave Babych plays in his 300th game as a Vancouver Canuck becoming only the third player in NHL history to appear in 300 games with three different teams. Babych's 300th game as a Canuck is played vs the New Jersey Devils in New Jersey.

# ON THIS DAY IN CANUCKS HISTORY

## NOVEMBER 16

**1996:** Gino Odjick becomes the Canucks all-time penalty minute leader after passing Garth Butcher's record of 1,668 in a Canucks uniform. The record was set in Montreal vs the Canadiens.

**2004:** Francesco Aquilini becomes a local ownership partner for John McCaw and the Vancouver Canucks, purchasing 50 percent of the hockey club and General Motors Place.

## NOVEMBER 17

**1988:** Trevor Linden scores his first NHL hat trick, with three goals and one assist, in a 7-6 loss at Minnesota. Defenceman Harold Snepsts, who along with Stan Smyl is playing in his club record 11th season as a Canuck, becomes only the second Vancouver player to appear in 700 games.

## NOVEMBER 19

**1972:** Bobby Schmautz strikes for a club record-tying four goals and becomes the first Canuck to record hat tricks in consecutive games. The Canucks defeat Buffalo 9-5.

**1981:** Harold Snepsts becomes third player in Canuck history to appear in 500 games. Vancouver defeats Detroit 8-3.

## NOVEMBER 20

**1983:** Tony Tanti scores his 20th goal of the season in an 8-3 win over Los Angeles. He becomes the fastest Canuck to reach 20 goals, attaining the mark in 21 games.

## NOVEMBER 22

**1985:** Stan Smyl scores his 200th career goal, becoming the first player in Canucks history to achieve that milestone. Vancouver loses 6-5 to New Jersey.

## NOVEMBER 23

**2007:** Roberto Luongo establishes a shutout streak stretching over five games from November 23 to December 2. The streak included three consecutive shutouts vs Chicago, Anaheim and Columbus. The Canucks netminder sets a new franchise record and surpasses his personal best record playing 210:34 without allowing a goal.

**2010:** Kirk McLean is inducted into the Canucks Ring of Honour. McLean was a Vancouver Canucks goaltender for 11 seasons and backstopped the team to their second ever Stanley Cup Final in 1994.

## NOVEMBER 25

**2002:** Trevor Linden scores his 263rd goal in a Canucks uniform surpassing the club record held by Stan Smyl. Linden's goal on Manny Fernandez was scored short-handed in the third period of Vancouver's 2-1 win at Minnesota.

## NOVEMBER 26

**1986:** Petri Skriko scores his third hat trick in eight days, leading the Canucks to a 5-3 win over Los Angeles. Skriko, named the NHL's Player-of-the-Week for Nov. 17-23, enjoys the hottest scoring period of any player in Canuck history, scoring 12 goals and 2 assists for 14 points in a span of five games.

## NOVEMBER 30

**2002:** Canucks defeat Florida 5-2, extending their winning streak to 10 games. The club record includes five wins at home and on the road with the Canucks outscoring their opponents 41-20 during the 10 games.

## DECEMBER

### DECEMBER 1

**1996:** Trevor Linden's "Iron man" streak of 482 consecutive regular season NHL games played comes to an end vs Philadelphia when Trevor suffers a grade-two medial collateral ligament sprain in his knee.

## DECEMBER 2

**2002:** Goaltender Dan Cloutier is named NHL Player-of-the-Month for November. Cloutier becomes just the fourth Canuck to win the award. During the month of November, Cloutier posted an 11-1-0 record with a .920 save percentage and a 2.15 GAA.

## DECEMBER 4

**1996:** Jyrki Lumme passes Doug Lidster as the Canucks all-time leading scorer among defencemen when he scores a goal in the first period vs the Buffalo Sabres. The goal is Lumme's 66th goal as a Vancouver Canuck.

## DECEMBER 5

**1976:** Canucks celebrate their 500th franchise game in the NHL with a 4-2 win over Chicago.

**2007:** Markus Naslund becomes the franchise's outright leader for points scored in a Canucks uniform with an assist at Chicago for a total of 725 points, surpassing the former record held by Trevor Linden (724). Naslund finished the season with a total of 756 points scored as a Canuck (346-410-756).

## DECEMBER 7

**1995:** Orca Bay officially launch Orca Bay Online, a worldwide Internet web site ([www.orcabay.com](http://www.orcabay.com)), providing the latest information on the Vancouver Canucks, the Vancouver Grizzlies, Winning Spirit retail stores and the Greater Vancouver Open.

## DECEMBER 8

**1987:** Stan Smyl becomes first Canuck to appear in 700 regular season games. Vancouver drops a 3-2 decision to Minnesota.

## DECEMBER 9

**2005:** The Canucks play host to the Ottawa Senators at General Motors Place in front of the 100th consecutive sell-out crowd. The sell-out streak dates back to November 14, 2002 and consists of 88 regular season games and 12 playoff games.

## DECEMBER 11

**2010:** Markus Naslund's sweater is retired and the number 19 is raised to the rafters of Rogers Arena, joining Stan Smyl's number 12 and Trevor Linden's number 16.

**2010:** Goaltender Cory Schneider collects two assists against the Tampa Bay Lightning to establish a franchise record for most assists in a game by a goalie.

## DECEMBER 12

**1970:** Orland Kurtenbach becomes first Canuck to tally three goals in a game in a 5-2 win over California.

## DECEMBER 13

**1992:** Vancouver and Quebec play to a 3-3 overtime tie, ending Vancouver's club record nine-game home winning streak.

**2001:** Canucks winger Jarkko Ruutu is named to the 2002 Finnish Men's Olympic Hockey Team. Ruutu went on to play four games for Team Finland at the Winter Games.

## DECEMBER 15

**1970:** Canucks defeat Philadelphia 3-2 for their sixth straight home victory, establishing a club record. Vancouver goes 10-3-2 in the first 15 home games of its existence.

**2001:** Canucks defenceman Ed Jovanovski is named to the 2002 Canadian Men's Olympic Hockey Team.

## DECEMBER 16

**1988:** Goodwill ambassador Walter "Babe" Pratt, an original member of the Canuck organization and also a member of the Hockey Hall of Fame, passes away at the age of 72 while in attendance at a Canuck-Flames contest in the Pacific Coliseum.

## DECEMBER 17

**1997:** Canucks draft choices Josh Holden, Brad Ference, Zenith Kormanski and Matt Cooke selected to Canadian National Junior Team.

**2008:** Trevor Linden's sweater is retired and the number 16 is raised to the rafters of GM Place joining Stan Smyl's number 12; only the second number retired in Canucks franchise history.

## DECEMBER 18

**1997:** Arturs Irbe stops 38 shots in a 0-0 tie with the Sharks. Only the second scoreless tie in franchise history – last one: Oct. 27, 1971 at Toronto (Dunc Wilson).

**2008:** Canucks sign free-agent centre Mats Sundin.

## DECEMBER 21

**2005:** Todd Bertuzzi and Ed Jovanovski are named to the 2006 Canadian Men's Olympic Team. Vancouver Canucks Vice-President and Assistant General Manager Steve Tambellini also joins the team as Director, Player Personnel. In addition, Canucks Assistant Medical Trainer Jon Sanderson is named to Team Canada's medical staff.

## DECEMBER 22

**1995:** Alexander Mogilny records three goals in 2:55 to beat Tony Tanti's record of three goals in 6:46 set on January 7th, 1989 vs Pittsburgh. Mogilny records his goals at 16:45, 19:26 and 19:40 of the third period at Anaheim; Josef Beranek scores a goal at 17:49 of the third period to interrupt the three goals.

**2005:** Jarkko Ruutu and Sami Salo are named to Team Finland for the 2006 Winter Olympics. They would go on to win silver medals.

**2005:** Markus Naslund, Mattias Ohlund, Daniel Sedin and Henrik Sedin are named to Team Sweden for the 2006 Winter Olympics. The Sedin twins and Ohlund would go on to help Sweden win the gold medal at the 2006 Winter Olympics in Torino, Italy.

## DECEMBER 26

**1970:** Andre Boudrias becomes the first Canuck to score a goal with Vancouver two men short, scoring against Tony Esposito of Chicago. The goal was also the 100th in team history. Chicago won 4-2.

**1972:** Don Tannahill becomes the first Vancouver rookie to score three goals in a single game in a 4-3 win over California.

## DECEMBER 27

**1992:** Petr Nedved is held pointless against Montreal, snapping his franchise record 15-game point streak. Nedved scored 15-9-24 over the 39 days.

**2009:** Henrik and Daniel Sedin are named to Team Sweden for the 2010 Winter Olympics.

## DECEMBER 28

**1977:** In their first exhibition game versus a touring Soviet club, the Canucks shutout Moscow Spartak 2-0. Rick Blight scores both goals.

**1991:** Goaltender Kirk McLean records his 20th victory in a 3-2 win at San Jose, becoming the fastest Canuck goaltender to reach the 20-win mark.

**2001:** Canucks equipment manager Pat O'Neill surpasses the 1,500 game milestone after 20 years in professional hockey. O'Neill was recognized by the Professional Hockey Athletic Trainers Society and the Society of Professional Hockey Equipment Managers for his achievements. The Canucks held a pre-game ceremony on March 10th to acknowledge the accomplishment.

## DECEMBER 29

**1996:** Canucks game vs San Jose Sharks is rescheduled due to extreme winter weather conditions. The previous cancellation of a Canucks game in Vancouver occurred on January 3rd, 1993 when the Canucks vs Tampa Bay game was cancelled due to extreme weather conditions.

**2009:** Pavol Demitra is named to Team Slovakia for the 2010 Winter Olympics. He would finish the tournament as the leading scorer (3-7-10 in 7 GP).

## DECEMBER 30

**2009:** Christian Ehrhoff is named to Team Germany for the 2010 Winter Olympics.

## DECEMBER 31

**1996:** The first Vancouver Canucks pay-per-view game is broadcast by Orca Bay. The game vs the Philadelphia Flyers is the first hockey game to be broadcast on pay-per-view in Canada and is the first of four games shown on pay-per-view.

**2009:** Sami Salo is named to Team Finland for the 2010 Winter Olympics. He would go on to win a bronze medal.

**2009:** Roberto Luongo is named to Team Canada for the 2010 Winter Olympics. He would go on to backstop Team Canada to a gold medal.



# CANUCKS AWARDS

## MOLSON CUP WINNERS

**Awarded annually to the player who receives the most game star selections during the season.**

2010.11	Roberto Luongo	1998.99	Garth Snow	1986.87	Petri Skriko
2009.10	Henrik Sedin	1997.98	Pavel Bure	1985.86	Richard Brodeur
2008.09	Roberto Luongo	1996.97	Martin Gelinas	1984.85	Richard Brodeur
2007.08	Roberto Luongo	1995.96	Trevor Linden	1983.84	Patrik Sundstrom
2006.07	Roberto Luongo	1994.95	Kirk McLean	1982.83	Thomas Gradin
2005.06	Alex Auld	1993.94	Pavel Bure	1981.82	Richard Brodeur
2004.05	—	1992.93	Pavel Bure	1980.81	Richard Brodeur
2003.04	Dan Cloutier	1991.92	Pavel Bure	1979.80	Glen Hanlon
2002.03	Markus Naslund	1990.91	Trevor Linden	1978.79	Glen Hanlon
2001.02	Markus Naslund	1989.90	Kirk McLean	1977.78	Cesare Maniago
2000.01	Markus Naslund	1988.89	Trevor Linden	1976.77	Cesare Maniago
1999.00	Mark Messier	1987.88	Kirk McLean	1975.76	Bobby Lalonde

## CYCLONE TAYLOR TROPHY

**The Canucks M.V.P. as selected by the fans.**

2010.11	Daniel Sedin	1996.97	Martin Gelinas	1982.83	Stan Smyl
2009.10	Henrik Sedin	1995.96	Trevor Linden	1981.82	Richard Brodeur
2008.09	Ryan Kesler	1994.95	Trevor Linden	1980.81	Richard Brodeur
2007.08	Roberto Luongo	1993.94	Pavel Bure	1979.80	Stan Smyl
2006.07	Roberto Luongo	1992.93	Pavel Bure	1978.79	Thomas Gradin
2005.06	Alex Auld	1991.92	Kirk McLean		Glen Hanlon
2004.05	—	1990.91	Trevor Linden	1977.78	Cesare Maniago
2003.04	Markus Naslund	1989.90	Kirk McLean	1976.77	Cesare Maniago
2002.03	Markus Naslund	1988.89	Trevor Linden	1975.76	Don Lever
2001.02	Markus Naslund	1987.88	Tony Tanti	1974.75	Gary Smith
2000.01	Markus Naslund	1986.87	Barry Pederson	1973.74	Gary Smith
1999.00	Mark Messier	1985.86	Stan Smyl	1972.73	Orland Kurtenbach
1998.99	Markus Naslund	1984.85	Richard Brodeur	1971.72	Orland Kurtenbach
1997.98	Pavel Bure	1983.84	Patrik Sundstrom	1970.71	Orland Kurtenbach

## CYRUS H. MCLEAN TROPHY

**Awarded annually to the Canucks leading point scorer at the end of the season.**

2010.11	Daniel Sedin	1996.97	Alexander Mogilny	1982.83	Stan Smyl
2009.10	Henrik Sedin	1995.96	Alexander Mogilny	1981.82	Thomas Gradin
2008.09	Daniel Sedin & Henrik Sedin	1994.95	Pavel Bure	1980.81	Thomas Gradin
2007.08	Henrik Sedin	1993.94	Pavel Bure	1979.80	Stan Smyl
2006.07	Daniel Sedin	1992.93	Pavel Bure	1978.79	Ron Sedlbauer
2005.06	Markus Naslund	1991.92	Trevor Linden	1977.78	Mike Walton
2004.05	—	1990.91	Trevor Linden	1976.77	Rick Blight
2003.04	Markus Naslund	1989.90	Dan Quinn	1975.76	Dennis Ververgaert
2002.03	Markus Naslund	1988.89	Petri Skriko	1974.75	Andre Boudrias
2001.02	Markus Naslund	1987.88	Tony Tanti	1973.74	Andre Boudrias
2000.01	Markus Naslund	1986.87	Tony Tanti	1972.73	Bobby Schmautz
1999.00	Markus Naslund	1985.86	Petri Skriko	1971.72	Andre Boudrias
1998.99	Markus Naslund	1984.85	Patrik Sundstrom		Orland Kurtenbach
1997.98	Pavel Bure	1983.84	Patrik Sundstrom	1970.71	Andre Boudrias

## BABE PRATT TROPHY

**The Canucks most outstanding defenceman as chosen by the fans.**

2010.11	Christian Ehrhoff	1997.98	Mattias Ohlund	1984.85	Doug Lidster
2009.10	Christian Ehrhoff	1996.97	Jyrki Lumme	1983.84	Rick Lanz
2008.09	Willie Mitchell	1995.96	Jyrki Lumme	1982.83	Doug Halward
2007.08	Willie Mitchell	1994.95	Jeff Brown	1981.82	Harold Snepsts
2006.07	Kevin Bieksa	1993.94	Jyrki Lumme	1980.81	Kevin McCarthy
2005.06	Mattias Ohlund	1992.93	Dana Murzyn	1979.80	Harold Snepsts
2004.05	—	1991.92	Jyrki Lumme	1978.79	Harold Snepsts
2003.04	Mattias Ohlund	1990.91	Doug Lidster	1977.78	Harold Snepsts
2002.03	Ed Jovanovski	1989.90	Paul Reinhart	1976.77	Dennis Kearns
2001.02	Ed Jovanovski	1988.89	Paul Reinhart	1975.76	Dennis Kearns
2000.01	Ed Jovanovski	1987.88	Jim Benning	1974.75	Bob Dailey
1999.00	Mattias Ohlund	1986.87	Doug Lidster	1973.74	Jocelyn Guevremont
1998.99	Adrian Aucoin	1985.86	Doug Lidster	1972.73	Barry Wilkins

## FRED J. HUME AWARD

Awarded annually to the unsung hero as selected by the Canucks Booster Club.

2010.11	Jannik Hansen	1996.97	Mike Sillinger	1982.83	Doug Halward
2009.10	Mason Raymond	1995.96	Martin Gelinas	1981.82	Lars Lindgren
2008.09	Steve Bernier	1994.95	Martin Gelinas	1980.81	Per-Olov Brasar
2007.08	Alex Burrows	1993.94	John McIntyre	1979.80	Kevin McCarthy
2006.07	Kevin Bieksa	1992.93	Cliff Ronning	1978.79	Harold Snepsts
2005.06	Jarkko Ruutu	1991.92	Garry Valk	1977.78	Hilliard Graves
2004.05	–	1990.91	Steve Bozek	1976.77	Hilliard Graves
2003.04	Brent Soper	1989.90	Steve Bozek	1975.76	Mike Robitaille
2002.03	Matt Cooke	1988.89	Rich Sutter	1974.75	Garry Monahan
2001.02	Scott Lachance	1987.88	Rich Sutter	1973.74	Don Lever
2000.01	Murray Baron	1986.87	Garth Butcher	1972.73	Dennis Kearns
1999.00	Andrew Cassels	1985.86	Brent Peterson	1971.72	Ron Ward
1998.99	Adrian Aucoin	1984.85	Doug Lidster	1970.71	Barry Wilkins
1997.98	Brian Noonan	1983.84	Jiri Bubla		

## MOST EXCITING PLAYER

2010.11	Ryan Kesler	1996.97	Martin Gelinas	1982.83	Darcy Rota
2009.10	Alex Burrows	1995.96	Alexander Mogilny	1981.82	Thomas Gradin
2008.09	Alex Burrows	1994.95	Pavel Bure	1980.81	Tiger Williams
2007.08	Alex Burrows	1993.94	Pavel Bure	1979.80	Stan Smyl
2006.07	Roberto Luongo	1992.93	Pavel Bure	1978.79	Thomas Gradin
2005.06	Anson Carter	1991.92	Pavel Bure	1977.78	Hilliard Graves
2004.05	–	1990.91	Trevor Linden	1976.77	Bobby Lalonde
2003.04	Todd Bertuzzi	1989.90	Brian Bradley	1975.76	Bobby Lalonde
2002.03	Todd Bertuzzi	1988.89	Trevor Linden	1974.75	Bobby Lalonde
2001.02	Todd Bertuzzi	1987.88	Tony Tanti	1973.74	Don Lever
2000.01	Markus Naslund	1986.87	Tony Tanti	1972.73	Bobby Schmautz
1999.00	Todd Bertuzzi	1985.86	Tony Tanti	1971.72	Andre Boudrias
1998.99	Markus Naslund	1984.85	Tony Tanti	1970.71	Andre Boudrias
1997.98	Pavel Bure	1983.84	Tony Tanti		

## NHL AWARDS

### AWARDS

#### Hart Memorial Trophy

2010 Henrik Sedin

#### Art Ross Trophy

2011 Daniel Sedin

2010 Henrik Sedin

#### Frank J. Selke Trophy

2011 Ryan Kesler

#### Scotiabank Fan Fav Award

2009 Roberto Luongo

#### Jack Adams Award

2007 Alain Vigneault

1992 Pat Quinn

#### General Manager of the Year

2011 Mike Gillis

#### William M. Jennings Trophy

2011 Roberto Luongo & Cory Schneider

#### Ted Lindsay Award (Lester B. Pearson)

2011 Daniel Sedin

2003 Markus Naslund

#### NHL Foundation Player Award

2008 Trevor Linden

#### King Clancy Award

1997 Trevor Linden

#### Calder Trophy

1992 Pavel Bure

#### Bud Light/NHL Man-of-the-Year

1992 Ryan Walter

## NHL ALL-STARS

### ALL-STARS

LW	Daniel Sedin	First Team	2011	LW	Markus Naslund	First Team	2003	RW	Pavel Bure	First Team	1994
C	Henrik Sedin	First Team	2011	RW	Todd Bertuzzi	First Team	2003	G	Kirk McLean	Second Team	1992
C	Henrik Sedin	First Team	2010	LW	Markus Naslund	First Team	2002	C	Trevor Linden	All-Rookie Team	1989
LW	Daniel Sedin	Second Team	2010	D	Mattias Ohlund	All-Rookie Team	1998	RW	Jim Sandlak	All-Rookie Team	1987
G	Roberto Luongo	First Team	2007	RW	Alex Mogilny	Second Team	1996				
LW	Markus Naslund	First Team	2004	G	Corey Hirsch	All-Rookie Team	1996				

# REGULAR SEASON MONTHLY RECORDS

## ALL-STAR GAME REPRESENTATIVES

2011	<b>Ryan Kesler</b> <b>Daniel Sedin</b> <b>Henrik Sedin</b> <b>Alain Vigneault (coach)</b>	2002	Markus Naslund Ed Jovanovski	1989	Paul Reinhart
2010	No All-Star Game	2001	Markus Naslund Ed Jovanovski	1988	Greg Adams
2009	<b>Roberto Luongo</b>	2000	Mark Messier	1987	Rendez-Vous (no game)
2008	<b>Henrik Sedin</b> <b>Roberto Luongo</b> (Voted a starter – unable to attend) <b>Roberto Luongo</b> (Voted a starter)	1999	Markus Naslund Mattias Ohlund	1986	Tony Tanti
2007	<b>Roberto Luongo</b> (Voted a starter)	1998	Pavel Bure Mark Messier	1985	Thomas Gradin
2006	No All-Star Game	1997	Pavel Bure	1984	Darcy Rota, (replaced Tony Tanti)
2005	No All-Star Game	1996	Alexander Mogilny Pavel Bure	1983	John Garrett (replaced Richard Brodeur)
2004	Markus Naslund (Western Conference Team Captain) Todd Bertuzzi (Voted a starter) Marc Crawford (Assistant Coach)	(fan vote, could not play due to injury)		1982	Harold Snepsts
2003	Markus Naslund Todd Bertuzzi Ed Jovanovski (Marc Crawford, first Canucks Head Coach named to coach All-Star Team)	1995	No All-Star Game	1981	Tiger Williams, Kevin McCarthy (vote)
		1994	Pavel Bure (fan vote)	1980	Lars Lindgren
		1993	Pavel Bure (fan vote)	1979	Challenge Cup (no game)
		1992	Trevor Linden, Kirk McLean	1978	Dennis Ververgaert
		1991	Trevor Linden	1977	Harold Snepsts
		1990	Kirk McLean	1976	Dennis Ververgaert
				1975	Gary Smith (vote), Tracy Pratt
				1974	Bobby Schmautz, Jocelyn Gueuremont
				1973	Bobby Schmautz
				1972	Dale Tallon
				1971	Dale Tallon

## REGULAR SEASON MONTH BY MONTH RECORD

SEASON	OCT	NOV	DEC	JAN	FEB	MAR	APR	MAY
1970.71	3-6-2	6-7-1	5-7-0	1-10-2	3-7-1	5-8-2	1-1-0	
1971.72	4-7-2	3-7-2	2-8-0	5-6-1	2-12-1	3-10-2	1-0-0	
1972.73	3-7-1	5-7-1	3-7-4	3-9-1	2-11-1	6-6-1	DNP	
1973.74	4-3-1	1-9-3	3-8-2	4-9-1	5-5-3	5-8-1	2-1-0	
1974.75	5-3-2	10-3-2	5-4-1	3-10-0	5-5-1	5-7-4	3-0-0	
1975.76	3-6-2	5-5-3	5-4-1	5-5-4	7-7-1	6-5-4	2-0-0	
1976.77	4-7-1	2-10-1	4-9-1	5-6-2	3-7-2	6-2-6	1-1-0	
1977.78	3-3-2	3-7-3	4-5-4	4-7-3	2-9-2	3-11-2	1-1-1	
1978.79	4-5-1	5-8-1	4-8-1	4-6-4	2-6-3	5-9-1	1-0-2	
1979.80	4-3-3	6-5-3	4-8-1	1-11-1	4-5-3	5-5-5	3-0-0	
1980.81	6-3-1	7-4-4	4-4-5	3-5-5	2-9-2	6-5-2	0-2-1	
1981.82	4-5-3	7-5-1	3-7-4	3-7-3	7-3-3	4-6-3	2-0-0	
1982.83	4-6-2	5-5-4	4-6-2	4-7-2	4-7-1	9-4-3	0-0-1	
1983.84	5-6-1	6-6-1	4-8-2	4-8-2	7-7-1	6-4-2	DNP	
1984.85	1-10-0	3-9-2	4-6-3	5-7-2	5-5-1	7-7-0	0-2-1	
1985.86	5-4-2	4-9-1	4-8-1	3-6-3	2-7-2	4-7-4	1-3-0	
1986.87	2-7-1	5-8-1	4-8-1	4-8-3	4-7-2	7-5-0	3-0-0	
1987.88	2-6-1	6-7-1	4-8-3	4-9-2	5-8-0	3-8-2	1-0-0	
1988.89	5-5-2	6-7-3	4-7-0	5-6-2	8-5-0	5-7-1	0-2-0	
1989.90	7-5-1	2-7-3	3-7-4	2-11-1	6-6-2	5-5-3	DNP	
1990.91	6-6-0	6-6-2	5-9-1	2-9-2	5-6-2	4-7-2	DNP	
1991.92	9-3-1	7-4-2	6-4-3	7-3-1	5-6-2	7-5-2	1-1-1	
1992.93	5-4-1	9-5-1	9-1-1	6-4-5	6-5-0	5-8-1	6-2-0	
1993.94	7-3-0	7-7-0	5-8-0	6-5-2	5-5-1	8-8-0	3-4-0	
1994.95	-	-	-	1-3-1	4-4-5	6-6-2	7-5-3	0-0-1
1995.96	4-4-2	2-7-5	6-4-3	5-5-2	7-4-3	6-8-0	2-3-0	
1996.97	5-5-0	8-5-0	3-9-1	8-4-1	4-9-0	4-8-3	3-0-2	
1997.98	3-8-2	6-6-1	2-9-3	3-9-2	4-1-1	4-6-4	3-4-1	
1998.99	4-4-1	5-9-0	4-6-3	3-6-2	3-8-3	3-9-2	1-5-1	
1999.00	7-3-2 (1)	3-5-4	2-6-1 (2)	3-5-3 (3)	6-5-2	7-4-2 (2)	2-1-1	
2000.01	6-2-2 (1)	7-6-1 (1)	6-3-1 (2)	8-7-0	6-3-1 (1)	2-4-6 (2)	1-3-0	
2001.02	4-8-1	7-7-2	5-7-1	10-2-1 (1)	2-1-1 (2)	9-5-0	5-0-1	
2002.03	3-4-4	12-1-0	7-6-1	7-5-2	9-1-2	7-5-3 (1)	0-1-1	
2003.04	7-2-2	7-4-1 (2)	7-3-3	9-5-1	5-5-0 (2)	6-5-3 (1)	2-0-0	
2004.05	-	-	-	-	-	-	-	
2005.06	8-2-2	8-6-0	5-4-3	9-6-0	4-3-0	6-7-2	2-4-1	
2006.07	7-5-1	5-8-0	8-5-0	8-1-3	8-3-1	11-2-2	2-2-0	
2007.08	5-7-0	9-2-2	8-5-2	4-7-1	6-1-5	7-8-0	0-3-0	
2008.09	6-5-0	8-3-2	6-7-1	2-5-5	9-2-0	11-3-1	3-2-1	
2009.10	7-7-0	7-5-0	10-4-1	10-2-1	3-4-0	9-4-2	3-2-1	
2010.11	4-3-2	8-4-1	11-1-2	8-2-4	8-5-0	13-2-0	2-2-0	

SEASON	DATE	RESULT	HOME	VISITOR
2010.11	Oct. 9	Overtime	Vancouver	1 Los Angeles 2 (SO)
2009.10	Oct. 1	Loss	Calgary	5 Vancouver 3
2008.09	Oct. 9	Win	Vancouver	6 Calgary 0
2007.08	Oct. 5	Loss	Vancouver	1 San Jose 3
2006.07	Oct. 5	Win	Detroit	1 Vancouver 3
2005.06	Oct. 5	Win	Vancouver	3 Phoenix 2
2004.05	-	-	-	-
2003.04	Oct. 9	Win	Vancouver	4 Calgary 1
2002.03	Oct. 10	Win	Calgary	0 Vancouver 3
2001.02	Oct. 4	Loss	Vancouver	4 Chicago 5
2000.01	Oct. 5	Loss	Philadelphia	6 Vancouver 3
1999.00	Oct. 2	Win	Vancouver	2 NY Rangers 1
1998.99	Oct. 12	Win	Vancouver	4 Los Angeles 2
1997.98	Oct. 4	Win	Vancouver	3 Anaheim 2 (Game played in Tokyo)
1996.97	Oct. 5	Win	Vancouver	3 Calgary 1
1995.96	Oct. 9	Loss	Vancouver	3 Detroit 5 (First game at Rogers Arena, formerly GM Place)
1994.95	Jan. 20	Tie	Vancouver	1 Dallas 1
1993.94	Oct. 6	Win	Los Angeles	2 Vancouver 5
1992.93	Oct. 6	Win	Edmonton	4 Vancouver 5
1991.92	Oct. 4	Win	Vancouver	4 San Jose 3
1990.91	Oct. 4	Loss	Calgary	3 Vancouver 2 OT
1989.90	Oct. 5	Loss	Vancouver	1 Edmonton 4
1988.89	Oct. 6	Tie	Vancouver	2 Winnipeg 2
1987.88	Oct. 8	Win	Vancouver	8 St. Louis 2
1986.87	Oct. 11	Win	Vancouver	4 St. Louis 3
1985.86	Oct. 10	Win	Los Angeles	5 Vancouver 6
1984.85	Oct. 11	Loss	Vancouver	2 Quebec 5
1983.84	Oct. 5	Loss	Vancouver	3 Calgary 5
1982.83	Oct. 5	Win	Vancouver	2 NY Islanders 1
1981.82	Oct. 6	Win	Vancouver	4 Colorado 2
1980.81	Oct. 10	Win	Vancouver	5 Detroit 3
1979.80	Oct. 9	Loss	Vancouver	2 St. Louis 5
1978.79	Oct. 11	Win	Vancouver	8 Colorado 2
1977.78	Oct. 12	Loss	NY Rangers	6 Vancouver 3
1976.77	Oct. 6	Loss	Pittsburgh	9 Vancouver 5
1975.76	Oct. 8	Win	Minnesota	2 Vancouver 3
1974.75	Oct. 9	Tie	Vancouver	3 Atlanta 3
1973.74	Oct. 10	Loss	Boston	6 Vancouver 4
1972.73	Oct. 7	Win	Vancouver	3 California 2
1971.72	Oct. 8	Loss	Vancouver	2 Toronto 3
1970.71	Oct. 9	Loss	Vancouver	1 Los Angeles 3

## HOME OPENERS

Season	R	Home	Visitor	Season	R	Home	Visitor
2010.11	O	Vancouver	1 Los Angeles	1989.90	L	Vancouver	1 Edmonton
2009.10	L	Vancouver	3 Columbus	1988.89	T	Vancouver	2 Winnipeg
2008.09	W	Vancouver	6 Calgary	1987.88	W	Vancouver	8 St. Louis
2007.08	L	Vancouver	1 San Jose	1986.87	W	Vancouver	4 St. Louis
2006.07	L	Vancouver	4 San Jose	1985.86	L	Vancouver	3 St. Louis
2005.06	W	Vancouver	3 Phoenix	1984.85	L	Vancouver	2 Quebec
2004.05	-	-	-	1983.84	L	Vancouver	3 Calgary
2003.04	W	Vancouver	4 Calgary	1982.83	W	Vancouver	2 NY Islanders
2002.03	W	Vancouver	5 San Jose	1981.82	W	Vancouver	4 Colorado
2001.02	L	Vancouver	4 Chicago	1980.81	W	Vancouver	5 Detroit
2000.01	L	Vancouver	2 Colorado	1979.80	L	Vancouver	2 St. Louis
1999.00	W	Vancouver	2 NY Rangers	1978.79	W	Vancouver	8 Colorado
1998.99	W	Vancouver	4 Los Angeles	1977.78	W	Vancouver	3 Detroit
1997.98	W	Vancouver	3 Anaheim	1976.77	W	Vancouver	4 Washington
1996.97	W	Vancouver	3 Calgary	1975.76	W	Vancouver	7 Washington
1995.96	L	Vancouver	3 Detroit	1974.75	T	Vancouver	3 Atlanta
1994.95	T	Vancouver	1 Dallas	1973.74	W	Vancouver	2 Philadelphia
1993.94	L	Vancouver	1 Calgary	1972.73	W	Vancouver	3 California
1992.93	W	Vancouver	5 Edmonton	1971.72	L	Vancouver	2 Toronto
1991.92	W	Vancouver	4 San Jose	1970.71	L	Vancouver	1 Los Angeles
1990.91	L	Vancouver	2 Los Angeles				

# SEASON OPENERS / SEASON BY SEASON

## ROAD OPENERS

Season	R	Home	Visitor	Season	R	Home	Visitor
2010.11	L	Anaheim	4 Vancouver 3	1989.90	W	Edmonton	2 Vancouver 5
2009.10	L	Calgary	5 Vancouver 3	1988.89	W	Edmonton	2 Vancouver 6
2008.09	W	Calgary	4 Vancouver 5 OT	1987.88	W	Los Angeles	2 Vancouver 4
2007.08	W	Calgary	3 Vancouver 4 OT	1986.87	L	New Jersey	3 Vancouver 2
2006.07	W	Detroit	1 Vancouver 3	1985.86	W	Los Angeles	5 Vancouver 6
2005.06	O	Edmonton	4 Vancouver 3 SO	1984.85	W	Los Angeles	5 Vancouver 6 OT
2004.05	-	-	-	1983.84	L	St. Louis	3 Vancouver 2
2003.04	L	Columbus	3 Vancouver 2	1982.83	T	Los Angeles	3 Vancouver 3
2002.03	W	Calgary	0 Vancouver 3	1981.82	T	Calgary	1 Vancouver 1
2001.02	L	Colorado	5 Vancouver 4	1980.81	L	Chicago	4 Vancouver 2
2000.01	L	Philadelphia	6 Vancouver 3	1979.80	T	Edmonton	4 Vancouver 4
1999.00	T	Calgary	4 Vancouver 4	1978.79	T	Chicago	3 Vancouver 3
1998.99	L	Carolina	3 Vancouver 1	1977.78	L	NY Rangers	6 Vancouver 3
1997.98	L	Anaheim	3 Vancouver 2	1976.77	L	Pittsburgh	9 Vancouver 5
1996.97	L	Edmonton	2 Vancouver 0	1975.76	W	Minnesota	2 Vancouver 3
1995.96	T	Los Angeles	7 Vancouver 7	1974.75	W	St. Louis	4 Vancouver 6
1994.95	L	Detroit	6 Vancouver 3	1973.74	L	Boston	6 Vancouver 4
1993.94	W	Los Angeles	2 Vancouver 5	1972.73	L	NY Rangers	5 Vancouver 3
1992.93	W	Edmonton	4 Vancouver 5	1971.72	W	California	6 Vancouver 9
1991.92	W	San Jose	2 Vancouver 5	1970.71	L	St. Louis	4 Vancouver 1
1990.91	L	Calgary	3 Vancouver 2 OT				

## SEASON BY SEASON RECORDS

## PLAYOFFS

Season	GP	W	L	T	GF	GA	PTS	Div Finish	GP	W	L	GF	GA
1970.71	78	24	46	8	229	296	56	6th	-	-	-	-	-
1971.72	78	20	50	8	203	297	48	7th	-	-	-	-	-
1972.73	78	22	47	9	233	339	51	7th	-	-	-	-	-
1973.74	78	24	43	11	224	296	59	7th	-	-	-	-	-
1974.75	80	38	32	10	271	254	86	1st	5	1	4	9	20
1975.76	80	33	32	15	271	272	81	2nd	2	0	2	4	8
1976.77	80	25	42	13	235	294	63	4th	-	-	-	-	-
1977.78	80	20	43	17	239	320	57	3rd	-	-	-	-	-
1978.79	80	25	42	13	217	291	63	2nd	3	1	2	9	15
1979.80	80	27	37	16	256	281	70	3rd	4	1	3	7	15
1980.81	80	28	32	20	289	301	76	3rd	3	0	3	7	13
1981.82	80	30	33	17	290	286	77	2nd	17	11	6	57	50
1982.83	80	30	35	15	303	309	75	3rd	4	1	3	14	17
1983.84	80	32	39	9	306	328	73	3rd	4	1	3	13	14
1984.85	80	25	46	9	284	401	59	5th	-	-	-	-	-
1985.86	80	23	44	13	282	333	59	4th	3	0	3	5	17
1986.87	80	29	43	8	282	314	66	5th	-	-	-	-	-
1987.88	80	25	46	9	272	320	59	5th	-	-	-	-	-
1988.89	80	33	39	8	251	253	74	4th	7	3	4	20	26
1989.90	80	25	41	14	245	306	64	5th	-	-	-	-	-
1990.91	80	28	43	9	243	315	65	4th	6	2	4	17	25
1991.92	80	42	26	12	285	250	96	1st	13	6	7	44	35
1992.93	84	46	29	9	346	278	101	1st	12	6	6	46	43
1993.94	84	41	40	3	279	276	85	2nd	24	15	9	76	61
1994.95	48	18	18	12	153	148	48	2nd	11	4	7	33	38
1995.96	82	32	35	15	278	278	79	2nd	6	2	4	17	24
1996.97	82	35	40	7	257	273	77	4th	-	-	-	-	-
1997.98	82	25	43	14	224	273	64	7th	-	-	-	-	-
1998.99	82	23	47	12	192	258	58	4th	-	-	-	-	-
1999.00	82	30	29	15(8)	227	237	83	3rd	-	-	-	-	-
2000.01	82	36	28	11(7)	239	238	90	3rd	4	0	4	9	16
2001.02	82	42	30	7(3)	254	211	94	2nd	4	2	4	16	22
2002.03	82	45	23	13(1)	264	208	104	2nd	14	7	7	34	47
2003.04	82	43	24	10(5)	235	194	101	1st	7	3	4	16	19
2004.05	-	-	-	-	-	-	-	-	-	-	-	-	-
2005.06	82	42	32	8	256	255	92	4th	-	-	-	-	-
2006.07	82	49	26	7	222	201	105	1st	12	5	7	21	26
2007.08	82	39	33	10	213	215	88	5th	-	-	-	-	-
2008.09	82	45	27	10	246	220	100	1st	10	6	4	30	28
2009.10	82	49	28	5	272	222	103	1st	12	6	6	43	41
2010.11	82	54	19	9	262	185	117	1st	25	15	10	58	69



# SEASON BY SEASON / ATTENDANCE

## HOME

Season	GP	W	L	T	GF	GA	PTS	PCT
1970.71	39	17	18	4	136	132	38	.487
1971.72	39	14	20	5	120	133	33	.423
1972.73	39	17	18	4	133	143	38	.487
1973.74	39	14	18	7	120	124	35	.449
1974.75	40	23	12	5	145	106	51	.638
1975.76	40	22	11	7	151	115	51	.638
1976.77	40	13	21	6	119	138	32	.400
1977.78	40	13	15	12	127	139	38	.475
1978.79	40	15	18	7	113	126	37	.463
1979.80	40	14	17	9	133	144	37	.463
1980.81	40	17	12	11	157	149	45	.563
1981.82	40	20	8	12	170	125	52	.650
1982.83	40	20	12	8	173	145	48	.600
1983.84	40	20	16	4	166	158	44	.550
1984.85	40	15	21	4	155	187	34	.425
1985.86	40	17	18	5	154	155	39	.488
1986.87	40	17	19	4	157	159	38	.475
1987.88	40	15	20	5	141	145	35	.438
1988.89	40	19	15	6	122	111	44	.550
1989.90	40	13	16	11	129	144	37	.463
1990.91	40	18	17	5	127	130	41	.513
1991.92	40	23	10	7	158	116	53	.663
1992.93	42	27	11	4	195	124	58	.690
1993.94	42	20	19	3	133	135	43	.512
1994.95	24	10	8	6	83	70	26	.542
1995.96	41	15	19	7	146	142	37	.451
1996.97	41	20	17	4	126	123	44	.537
1997.98	41	15	22	4	110	131	34	.415
1998.99	41	14	21	6	95	111	34	.415
1999.00	41	16	14	5(6)	123	123	43	.451
2000.01	41	21	12	5(3)	124	113	50	.573
2001.02	41	24	11	5(2)	139	100	55	.646
2002.03	41	22	13	6(0)	135	104	50	.610
2003.04	41	21	13	7(0)	118	102	49	.598
2004.05	-	-	-	-	-	-	-	-
2005.06	41	25	10	6	146	123	56	.683
2006.07	41	26	11	4	113	103	56	.683
2007.08	41	21	15	5	114	103	47	.573
2008.09	41	24	12	5	129	97	53	.646
2009.10	41	30	8	3	149	88	63	.768
2010.11	41	27	9	5	133	89	59	.720

## ROAD

GP	W	L	T	GF	GA	PTS	PCT
39	7	28	4	93	164	18	.231
39	6	30	3	83	164	15	.192
39	5	29	5	100	196	15	.192
39	10	25	4	104	172	24	.308
40	15	20	5	126	148	35	.438
40	11	21	8	120	157	30	.375
40	12	21	7	116	156	31	.388
40	7	28	6	112	181	19	.238
40	10	24	6	104	164	26	.325
40	13	20	7	123	137	33	.413
40	11	20	9	132	152	31	.388
40	10	25	5	120	161	25	.313
40	10	23	7	130	164	27	.338
40	12	23	5	140	170	29	.363
40	10	25	5	129	214	25	.313
40	6	26	8	128	178	20	.250
40	12	24	4	125	155	28	.350
40	10	26	4	131	175	24	.300
40	14	24	2	129	142	30	.374
40	12	25	3	116	162	27	.338
40	10	26	4	116	185	24	.300
40	19	16	5	127	134	43	.538
42	19	18	5	151	154	43	.512
42	21	21	0	146	141	42	.500
24	8	10	6	70	78	22	.458
41	17	16	8	132	136	42	.512
41	15	23	3	131	150	33	.402
41	10	21	10	114	142	30	.366
41	9	26	6	97	147	24	.293
41	14	15	10(2)	104	114	40	.463
41	15	16	6(4)	115	125	40	.439
41	19	19	2(1)	115	111	42	.512
41	23	10	7(1)	115	104	54	.646
41	22	11	3(5)	117	92	52	.573
-	-	-	-	-	-	-	-
41	17	22	2	110	132	36	.439
41	23	15	3	109	98	49	.598
41	18	18	5	99	112	41	.500
41	21	15	5	114	116	47	.573
41	19	20	2	123	134	40	.488
41	27	10	4	125	91	58	.707

## ATTENDANCE RECORDS

SEASON	TOTAL	GAMES	AVERAGE
1970.71	598,591	39	15,577
1971.72	596,078	39	15,284
1972.73	619,726	39	15,890
1973.74	613,420	39	15,729
1974.75	625,203	40	15,630
1975.76	631,907	40	15,798
1976.77	621,890	40	15,547
1977.78	604,924	40	15,123
1978.79	544,893	40	13,622
1979.80	571,723	40	14,293
1980.81	581,350	40	14,534
1981.82	514,305	40	12,858
1982.83	568,240	40	14,206
1983.84	545,059	40	13,626
1984.85	445,872	40	11,147
1985.86	417,823	40	10,446
1986.87	416,252	40	10,406
1987.88	440,095	40	11,002
1988.89	550,280	40	13,772
1989.90	616,715	40	15,417
1990.91	606,036	40	15,150

SEASON	TOTAL	GAMES	AVERAGE
1991.92	630,755	40	15,768
1992.93	632,138	41	15,418
1993.94	624,272	41	15,226
1994.95	334,379	24	13,932
1995.96	729,629	41	17,795
1996.97	710,136	41	17,320
1997.98	684,748	40	17,119
1998.99	647,913	41	15,803
1999.00	600,612	41	14,649
2000.01	697,717	41	17,017
2001.02	726,226	41	17,713
2002.03	754,247	41	18,396
2003.04	763,830	41	18,630
2004.05	-	-	-
2005.06	763,830	41	18,630
2006.07	763,830	41	18,630
2007.08	763,830	41	18,630
2008.09	763,830	41	18,630
2009.10	771,210	41	18,810
2010.11	773,260	41	18,860*

\*Through the 2010.11 season, Vancouver held a streak of 363 (including playoffs) consecutive sell-outs.

## COACHING RECORDS

## ALL-TIME COACHING RECORDS

## REGULAR SEASON

## PLAYOFFS

Rk	Coach	GC	W	L	T/OT*	PCT	GC	W	L	PCT
1	Alec Crawford	529	246	197	62(32)*	.554	31	12	19	.387
2	Marin Vigneault	410	236	133	41	.626	59	33	27	.559
3	Harry Neale	407	142	189	76	.442	14	3	11	.214
4	Pat Quinn	280	141	111	28	.553	61	31	30	.508
5	Bob McCammon	293	102	155	36	.409	7	3	4	.428
6	Phil Maloney	232	95	105	32	.478	7	1	6	.142
7	Tom Watt	160	52	87	21	.391	3	0	3	.000
8	Roger Neilson	133	51	61	21	.462	21	12	9	.571
9	Rick Ley	124	47	50	27	.488	11	4	7	.364
10	Hal Laycoe	156	44	96	16	.333	-	-	-	-
11	Tom Renney	101	39	53	9	.386	-	-	-	-
12	Orland Kurtenbach	125	36	62	27	.396	-	-	-	-
13	Mike Keenan	108	36	54	18	.416	-	-	-	-
14	Vic Stasiuk	78	22	47	9	.340	-	-	-	-
15	Bill McCreary	41	9	25	7	.304	-	-	-	-
16	Bill LaForge	20	4	14	2	.250	-	-	-	-

(\*Bracket shows Regulation Ties)

## SEASON-BY-SEASON COACHING RECORDS

## REGULAR SEASON

## PLAYOFFS

Year	Coach	GC	W	L	T/OT	PTS	PCT	GC	W	L	PCT
2010.1	Alain Vigneault	82	54	19	9	117	.713	25	15	10	.600
2009.10	Alain Vigneault	82	49	28	5	103	.628	12	6	6	.500
2008.09	Alain Vigneault	82	45	27	10	100	.610	10	6	4	.600
2007.08	Alain Vigneault	82	39	33	10	88	.537	–	–	–	–
2006.07	Alain Vigneault	82	49	26	7	105	.640	12	5	7	.417
2005.06	Marc Crawford	82	42	32	8	92	.561	–	–	–	–
2004.05	Marc Crawford	–	–	–	–	–	–	–	–	–	–
2003.04	Marc Crawford	82	43	24	10(5)	101	.585	7	3	4	.428
2002.03	Marc Crawford	82	45	23	13(1)	104	.628	14	7	7	.500
2001.02	Marc Crawford	82	42	30	7(3)	94	.554	6	2	4	.333
2000.01	Marc Crawford	82	36	35	11(7)	90	.506	4	0	4	.000
1999.00	Marc Crawford	82	30	37	15(8)	83	.457	–	–	–	–
1998.99	Marc Crawford	37	8	23	6	22	.297	–	–	–	–
	Mike Keenan	45	15	24	6	36	.400	–	–	–	–
1997.98	Mike Keenan	63	21	30	12	54	.429	–	–	–	–
	Tom Renney	19	4	13	2	10	.263	–	–	–	–
1996.97	Tom Renney	82	35	40	7	77	.470	–	–	–	–
1995.96	Pat Quinn	6	3	3	0	6	.500	6	2	4	.333
	Rick Ley	76	29	32	15	73	.480	–	–	–	–
1994.95	Rick Ley	48	18	18	12	48	.500	11	4	7	.364
1993.94	Pat Quinn	84	41	40	3	85	.506	24	15	9	.625
1992.93	Pat Quinn	84	46	29	9	101	.601	12	6	6	.500
1991.92	Pat Quinn	80	42	26	12	96	.600	13	6	7	.461
1990.91	Pat Quinn	26	9	13	4	22	.423	6	2	4	.333
	Bob McCammon	54	19	30	5	43	.398	–	–	–	–
1989.90	Bob McCammon	80	25	41	14	64	.400	–	–	–	–
1988.89	Bob McCammon	80	33	39	8	74	.462	7	3	4	.428
1987.88	Bob McCammon	80	25	46	9	59	.368	–	–	–	–
1986.87	Tom Watt	80	29	43	8	66	.413	–	–	–	–
1985.86	Tom Watt	80	23	44	13	59	.369	3	0	3	.000
1984.85	Harry Neale	60	21	32	7	49	.408	–	–	–	–
	Bill LaForte	20	4	14	2	10	.250	–	–	–	–
1983.84	Harry Neale	32	15	13	4	34	.531	4	1	3	.250
	Roger Neilson	48	17	26	5	39	.405	–	–	–	–
1982.83	Roger Neilson	80	30	35	14	75	.469	4	1	3	.250
1981.82	Roger Neilson	5	4	0	1	9	.900	17	11	6	.647
	Harry Neale	75	26	33	16	68	.481	–	–	–	–
1980.81	Harry Neale	80	28	32	20	76	.475	3	0	3	.000
1979.80	Harry Neale	80	27	37	16	70	.481	4	1	3	.250
1978.79	Harry Neale	80	25	42	13	63	.394	3	1	2	.333
1977.78	Orland Kurtenbach	80	20	43	17	57	.356	–	–	–	–
1976.77	Orland Kurtenbach	45	16	19	10	42	.467	–	–	–	–
	Phil Maloney	35	9	23	3	21	.300	–	–	–	–
1975.76	Phil Maloney	80	33	32	15	81	.506	2	0	2	.000
1974.75	Phil Maloney	80	38	32	10	86	.538	5	1	4	.200
1973.74	Phil Maloney	37	15	18	4	34	.460	–	–	–	–
	Bill McCreary	41	9	25	7	25	.304	–	–	–	–
1972.73	Vic Stasiuk	78	22	47	9	51	.340	–	–	–	–
1971.72	Hal Laycoe	78	20	50	8	48	.308	–	–	–	–
1970.71	Hal Laycoe	78	24	46	8	56	.359	–	–	–	–

# GENERAL MANAGERS / CANUCKS CAPTAINS

## GENERAL MANAGERS HISTORY

YEAR		GM	YEAR		GM		
1970.71	to	1972.73	Norman Robert Poile	1985.86	to	1986.87	Jack Gordon
1973.74			Hal Laycoe	1987.88	to	1997.98	Pat Quinn
1974.75	to	1976.77	Phil Maloney	1998.99	to	2003.04	Brian Burke
1977.78	to	1981.82	Jake Milford	2004.05	to	2007.08	Dave Nonis
1982.83	to	1984.85	Harry Neale	2008.09	to		Mike Gillis

## CANUCKS CAPTAINS

YEAR	CAPTAIN	YEAR	CAPTAIN
1970.71	Orland Kurtenbach	1991.92	Trevor Linden
1971.72	Orland Kurtenbach	1992.93	Trevor Linden
1972.73	Orland Kurtenbach	1993.94	Trevor Linden
1973.74	Orland Kurtenbach	1994.95	Trevor Linden
1974.75	Alternates only	1995.96	Trevor Linden
1975.76	Andre Boudrias	1996.97	Trevor Linden
1976.77	Chris Oddleifson	1997.98	Mark Messier
1977.78	Don Lever	1998.99	Mark Messier
1978.79	Don Lever	1999.00	Mark Messier
1979.80	Kevin McCarthy	2000.01	Markus Naslund
1980.81	Kevin McCarthy	2001.02	Markus Naslund
1981.82	Kevin McCarthy	2002.03	Markus Naslund
1982.83	Stan Smyl	2003.04	Markus Naslund
1983.84	Stan Smyl	2004.05	Markus Naslund
1984.85	Stan Smyl	2005.06	Markus Naslund
1985.86	Stan Smyl	2006.07	Markus Naslund
1986.87	Stan Smyl	2007.08	Markus Naslund
1987.88	Stan Smyl	2008.09	Roberto Luongo
1988.89	Stan Smyl	2009.10	Roberto Luongo
1989.90	Stan Smyl	2010.11	Henrik Sedin
1990.91	Trevor Linden, Doug Lidster, Dan Quinn		

## OVERTIME RECORD: 98-62-235\*

### HOME RECORD: 50-28-121

### ROAD RECORD: 48-34-114

Year	Goal Scorer	Date	Time	Score	Opponent	Goalie
1983.84	Patrik Sundstrom	Oct. 28	1:03	5-4	vs Hartford	Greg Millen
(3-4-9)	Eddie Beers	Oct. 30	4:02	3-4	@ Calgary	Richard Brodeur
	Bengt Gustafsson	Nov. 4	1:01	4-5	@ Washington	Richard Brodeur
	Marcel Dionne	Dec. 26	1:00	4-5	vs Los Angeles	Frank Caprice
	Doug Risebrough	Feb. 23	3:33	2-3	@ Calgary	Frank Caprice
	Rick Lanz	Mar. 9	2:18	4-3	vs Chicago	Murray Bannerman
	Tony Tanti	Mar. 23	3:16	4-3	@ Winnipeg	Doug Soetaert
1984.85	Gary Lupul	Oct. 13	1:10	6-5	@ Los Angeles	Darren Eliot
(7-1-9)	Peter McNab	Dec. 8	1:24	3-2	vs Edmonton	Grant Fuhr
	Ken Linseman	Dec. 15	0:33	1-2	@ Boston	Richard Brodeur
	Jere Gillis	Jan. 15	1:54	6-5	vs NY Islanders	Billy Smith
	Tony Tanti	Jan. 30	4:43	5-4	vs Montreal	Steve Penney
	Petri Skriko	Feb. 1	1:11	4-3	vs Hartford	Steve Weeks
	Thomas Gradin	Feb. 16	0:26	3-2	vs Boston	Pete Peeters
	Jean-Marc Lanthier	Mar. 3	2:47	7-6	@ Hartford	Mike Liut
1985.86	Joe Mullen	Nov. 16	2:09	5-6	@ St. Louis	Frank Caprice
(1-2-13)	Jim Peplinski	Jan. 9	0:13	4-5	@ Calgary	Wendell Young
	Dave Lowry	Mar. 28	4:28	2-1	vs Los Angeles	Roland Melanson
1986.87	David Bruce	Jan. 7	1:26	3-2	@ Montreal	Brian Hayward
(2-0-8)	Tony Tanti	Mar. 20	1:03	6-5	vs Winnipeg	Eldon Reddick
1987.88	Charlie Huddy	Oct. 23	2:51	4-5	vs Edmonton	Kirk McLean
(0-2-9)	Ray Bourque	Dec. 17	2:16	2-3	@ Boston	Kirk McLean
1988.89	Laurie Boschman	Oct. 14	2:14	3-4	@ Winnipeg	Kirk McLean
(2-4-8)	Mike Ridley	Oct. 25	2:55	3-4	vs Washington	Steve Weeks
	Petri Skriko	Nov. 5	0:34	3-2	@ Hartford	Mike Liut
	Joe Nieuwendyk	Dec. 26	3:04	2-3	vs Calgary	Troy Gamble
	Kelly Kisio	Jan. 21	1:59	4-5	vs NY Rangers	Kirk McLean
	Jim Sandlak	Feb. 23	4:42	2-1	vs Toronto	Allan Bester
1989.90	Greg Paslawski	Nov. 8	0:46	2-3	@ Winnipeg	Steve Weeks
(2-5-14)	V. Damphousse	Nov. 29	3:48	2-3	vs Toronto	Kirk McLean
	Bernie Nicholls	Dec. 6	2:51	4-5	@ Los Angeles	Kirk McLean
	Jamie Macoun	Dec. 20	4:46	1-2	@ Calgary	Kirk McLean
	Dan Quinn	Jan. 18	3:39	3-2	@ Philadelphia	Ken Wregget
	Theoren Fleury	Feb. 1	4:51	3-4	@ Calgary	Steve Weeks
	Jyrki Lumme	Mar. 15	2:19	6-5	@ St. Louis	Curtis Joseph

# REGULAR SEASON RECORD IN OVERTIME GAMES

Year	Goal Scorer	Date	Time	Score	Opponent	Goalie
1990.91 (3-3-9)	Tim Sweeney	Oct. 4	1:07	2-3	@ Calgary	Kirk McLean
	Petri Skriko	Oct. 14	1:32	5-4	vs Edmonton	Bill Ranford
	Joe Sakic	Dec. 10	4:05	2-3	vs Quebec	Kirk McLean
	Murray Baron	Mar. 13	3:09	4-5	vs Philadelphia	Troy Gamble
	Geoff Courtall	Mar. 17	1:15	5-4	vs Los Angeles	Daniel Berthiaume
1991.92 (4-1-12)	Geoff Courtall	Mar. 28	1:49	3-2	vs Winnipeg	Bob Essensa
	Geoff Courtall	Oct. 8	3:32	3-2	@ Winnipeg	Bob Essensa
	Dave Babych	Nov. 22	2:14	6-5	vs Calgary	Mike Vernon
	Tom Fergus	Jan. 25	2:12	1-0	@ St. Louis	Curtis Joseph
	Ray Ferraro	Feb. 6	2:48	4-5	vs NY Islanders	Troy Gamble
1992.93 (1-0-9)	Pavel Bure	Feb. 23	2:52	2-1	vs Boston	Andy Moog
	Geoff Courtall	Apr. 7	1:33	5-4	vs Edmonton	Ron Tugnutt
1993.94 (5-4-3)	Geoff Courtall	Oct. 24	0:28	3-2	vs San Jose	Arturs Irbe
	Sergei Fedorov	Nov. 24	1:18	4-5	vs Detroit	Kirk McLean
	Dixon Ward	Nov. 29	0:15	2-1	vs Chicago	Ed Belfour
	Gilbert Dionne	Dec. 6	3:21	3-4	@ Montreal	Kirk McLean
	Cliff Ronning	Dec. 9	0:37	3-2	@ Boston	Jon Casey
	Pavel Bure	Jan. 24	0:54	5-4	@ Edm (@SK)	Bill Ranford
	Dave Gagner	Jan. 27	3:36	2-3	vs Dallas	Kirk McLean
	Paul Broten	Mar. 20	0:13	1-2	@ Dallas	Kay Whitmore
	Murray Craven	Mar. 28	3:57	3-2	vs Toronto	Felix Potvin
	Murray Craven	Apr. 25	2:00	3-4	@ Chicago	Kirk McLean
1994.95 (0-1-12)						
1995.96 (1-4-15)	Petr Klima	Nov. 18	2:06	4-5	@ Tampa Bay	Kirk McLean
	Chris Therien	Nov. 19	0:32	2-3	@ Philadelphia	Kirk McLean
	Alex Hicks	Jan. 24	1:34	1-2	vs Anaheim	Corey Hirsch
	Steve Thomas	Jan. 30	3:46	2-3	vs New Jersey	Corey Hirsch
1996.97 (5-2-7)	Russ Courtall	Feb. 9	0:21	3-2	@ Edmonton	Fred Brathwaite
	Rick Tocchet	Oct. 14	4:45	4-5	vs Boston	Kirk McLean
	Esa Tikkanen	Nov. 1	0:42	5-4	@ Edmonton	Curtis Joseph
	Bryan McCabe	Nov. 13	0:45	4-5	@ NY Islanders	Corey Hirsch
	Chris Joseph	Nov. 21	3:51	2-1	vs Chicago	Jeff Hackett
	Mike Sillinger	Dec. 4	3:38	7-6	@ Buffalo	Dominik Hasek
	Alex Mogilny	Jan. 22	1:24	4-3	@ Chicago	Jeff Hackett
	Jyrki Lumme	Jan. 30	1:30	2-1	vs NY Islanders	Tommy Salo
	Kevin Hatcher	Oct. 25	0:41	2-3	vs Pittsburgh	Kirk McLean
1997.98 (0-3-14)	Rob Brown	Nov. 1	3:52	6-7	@ Pittsburgh	Kirk McLean
	Greg Johnson	Nov. 22	1:22	4-5	vs Chicago	Kirk McLean
	Jaromir Jagr	Feb. 11	1:21	5-6	@ Pittsburgh	Corey Hirsch
1998.99 (0-1-12)						
1999.00 (4-9-15)	Valeri Bure	Oct. 13	3:05	3-4	vs Calgary	Garth Snow
	Mark Messier	Oct. 19	0:43	6-5	@ Tampa Bay	Dan Cloutier
	Todd Bertuzzi	Dec. 2	1:51	3-2	vs Edmonton	Tommy Salo
	Milan Hejduk	Dec. 12	1:36	2-3	vs Colorado	Kevin Weekes
	Adam Burt	Dec. 29	2:34	2-3	vs Philadelphia	Garth Snow
	Sylvain Cote	Jan. 12	3:16	2-3	@ Chicago	Felix Potvin
	Mark Messier	Jan. 13	3:29	4-3	@ Nashville	Mike Dunham
	Steve Thomas	Jan. 17	4:55	4-5	vs Toronto	Felix Potvin
	Ethan Moreau	Jan. 25	4:00	4-5	vs Edmonton	Garth Snow
	Mattias Ohlund	Feb. 9	1:22	4-3	vs Calgary	Fred Brathwaite
	Mats Sundin	Mar. 6	3:13	5-6	vs Toronto	Felix Potvin
	Jozef Stumpel	Mar. 13	3:53	2-3	@ Los Angeles	Felix Potvin
	Rem Murray	Apr. 7	4:01	4-5	vs Edmonton	Felix Potvin
2000.01 (5-7-11)	Ed Jovanovski	Oct. 6	2:20	4-3	@ Florida	Trevor Kidd
	Jeremy Roenick	Oct. 21	0:16	2-3	vs Phoenix	Felix Potvin
	Andrei Nikolsihin	Nov. 22	4:17	2-3	@ Washington	Felix Potvin
	Anson Carter	Dec. 20	2:41	2-3	@ Edmonton	Bob Essensa
	Milan Hejduk	Dec. 23	3:59	2-3	@ Colorado	Felix Potvin
	Mattias Ohlund	Jan. 30	1:43	3-2	vs Minnesota	Jamie McLennan
	Adam Oates	Feb. 14	4:19	3-4	vs Washington	Dan Cloutier
	Brendan Morrison	Feb. 17	0:58	6-5	@ Edmonton	Tommy Salo
	Mattias Ohlund	Mar. 2	3:40	3-2	vs St. Louis	Brent Johnson
	Aaron Gavey	Mar. 4	2:26	3-4	vs Minnesota	Dan Cloutier
	Shane Doan	Mar. 8	0:38	2-3	@ Phoenix	Bob Essensa
	Harold Druken	Apr. 5	3:19	3-2	vs Los Angeles	Felix Potvin
2001.02 (4-3-7)	Ed Jovanovski	Dec. 12	4:06	1-0	@ Anaheim	J.-S. Giguere
	Kris Draper	Jan. 9	2:26	4-5	@ Detroit	Peter Skudra
	Glen Murray	Feb. 12	2:03	1-2	vs Boston	Peter Skudra
	Mike Modano	Feb. 28	4:59	3-4	vs Dallas	Dan Cloutier
	Mattias Ohlund	Mar. 17	3:04	3-2	@ New Jersey	Martin Brodeur
	Andrew Cassels	Mar. 28	4:20	4-3	vs Columbus	Marc Denis
	Brendan Morrison	Apr. 5	2:23	5-4	vs Minnesota	Dwayne Roloson

# REGULAR SEASON RECORD IN OVERTIME GAMES

Year	Goal Scorer	Date	Time	Score	Opponent	Goalie
2002.03 (5-1-13)	Todd Bertuzzi	Dec. 4	0:56	3-2	@ New Jersey	Martin Brodeur
	Markus Naslund	Dec. 21	2:20	4-3	vs Edmonton	Tommy Salo
	Brendan Morrison	Feb. 13	1:58	2-1	vs Colorado	Patrick Roy
	Marek Malik	Feb. 18	3:02	4-3	@ Detroit	Curtis Joseph
	Brendan Morrison	Feb. 22	1:22	3-2	@ Edmonton	Tommy Salo
2003.04 (11-5-10)	Rick Nash	Mar. 6	2:02	4-5	@ Columbus	Alex Auld
	Simon Gagne	Nov. 13	1:47	3-4	@ Philadelphia	Johan Hedberg
	Brian Rolston	Nov. 15	4:15	1-2	@ Boston	Dan Cloutier
	Mattias Ohlund	Nov. 18	3:02	5-4	vs Montreal	Jose Theodore
	Sami Salo	Nov. 20	2:59	3-2	vs Chicago	Craig Anderson
	Markus Naslund	Nov. 27	4:13	3-2	@ Ottawa	Patrick Lalime
	Markus Naslund	Dec. 9	0:24	4-3	vs Pittsburgh	Marc-Andre Fleury
	Markus Naslund	Dec. 14	4:13	2-1	vs Carolina	Jaime Storr
	Brendan Morrison	Dec. 16	1:19	2-1	@ Nashville	Tomas Vokoun
	Todd Bertuzzi	Dec. 31	4:33	4-3	@ Chicago	Michael Leighton
	Markus Naslund	Jan. 21	4:39	5-4	vs Tampa Bay	Nikolai Khabibulin
	Adrian Aucoin	Feb. 3	0:36	4-5	@ NY Islanders	Johan Hedberg
	Eric Brewer	Feb. 21	3:56	3-4	@ Edmonton	Dan Cloutier
	Brent Sopel	Feb. 26	2:14	3-2	vs San Jose	Vesa Toskala
	Geoff Sanderson	Mar. 12	4:27	4-3	@ Edmonton	Jussi Markkanen
	Tyler Arnason	Mar. 19	1:44	3-4	@ Chicago	Alex Auld
	Brendan Morrison	Mar. 27	0:40	3-2	vs Dallas	Ron Tugnutt
2004.05	-	-	-	-	-	-
2005.06 (4-0-4)	Ian Laperriere	Oct. 29	1:55	3-4	@ Colorado	Alex Auld
	Michael Peca	Dec. 17	4:08	4-5	vs Edmonton	Maxime Ouellet
	Brendan Morrison	Jan. 7	2:53	4-3	vs Calgary	Miikka Kiprusoff
	Daniel Sedin	Feb. 12	1:26	3-2	vs Minnesota	Manny Fernandez
	David Legwand	Mar. 9	0:06	2-3	vs Nashville	Alex Auld
	Ed Jovanovski	Apr. 8	2:27	3-2	vs Calgary	Miikka Kiprusoff
	Christian Ehrhoff	Apr. 12	0:34	4-5	vs San Jose	Alex Auld
	Brendan Morrison	Apr. 15	4:23	4-3	vs Colorado	Jose Theodore
	Daniel Sedin	Oct. 6	0:31	3-2	@ Columbus	Pascal LeClaire
	Sami Salo	Oct. 20	4:59	3-2	@ St. Louis	Curtis Sanford
2006.07 (12-0-3)	Lukas Krajcek	Oct. 21	2:32	4-3	@ Nashville	Tomas Vokoun
	Brendan Morrison	Nov. 22	3:01	4-3	@ Detroit	Dominik Hasek
	Daniel Sedin	Dec. 8	3:02	4-3	vs Carolina	Cam Ward
	Sami Salo	Dec. 27	2:46	6-5	vs Calgary	Miikka Kiprusoff
	Matt Cooke	Jan. 5	1:24	3-2	vs Edmonton	Dwayne Roloson
	Alexander Frolov	Jan. 26	1:48	2-3	vs Los Angeles	Roberto Luongo
	Sami Salo	Feb. 14	4:20	3-2	@ Minnesota	Niklas Backstrom
	Daniel Sedin	Feb. 20	2:19	3-2	@ Anaheim	J.S. Giguere
	Jere Lehtinen	Feb. 25	4:17	1-2	@ Dallas	Roberto Luongo
	Henrik Sedin	Mar. 9	3:30	2-1	@ San Jose	Evgeni Nabokov
	Brent Burns	Mar. 13	4:24	2-3	vs Minnesota	Roberto Luongo
	Daniel Sedin	Mar. 15	1:09	3-2	vs St. Louis	Curtis Sanford
	Mattias Ohlund	Apr. 7	0:34	4-3	@ San Jose	Evgeni Nabokov
	Daniel Sedin	Oct. 6	4:55	4-3	@ Calgary	Miikka Kiprusoff
	Henrik Sedin	Nov. 9	1:22	2-1	vs Colorado	Jose Theodore
	Daniel Sedin	Feb. 19	3:18	3-2	@ Minnesota	Niklas Backstrom
	Jason Chimera	Feb. 29	1:07	2-3	vs Columbus	Roberto Luongo
2007.08 (4-0-1)	Ryan Kesler	Mar. 10	0:46	2-1	@ Los Angeles	Dan Cloutier
	Pavol Demitra	Oct. 11	3:54	5-4	@ Calgary	Roberto Luongo
	Alex Burrows	Oct. 16	0:27	4-3	@ Detroit	Roberto Luongo
	Sami Salo	Nov. 24	2:33	3-2	vs Detroit	Curtis Sanford
	Patrick Marleau	Jan. 20	3:08	1-2	@ San Jose	Evgeni Nabokov
2008.09 (5-0-3)	Marc Bergeron	Jan. 31	1:52	3-4	vs Minnesota	Niklas Backstrom
	Scott Niedermayer	Mar. 11	3:37	3-4	@ Anaheim	Jonas Hiller
	Henrik Sedin	Mar. 31	4:00	2-1	@ Minnesota	Roberto Luongo
	Henrik Sedin	Apr. 11	0:40	1-0	@ Colorado	Roberto Luongo
	Christian Ehrhoff	Dec. 31	2:24	4-3	@ St. Louis	Chris Mason
2009.10 (4-0-1)	Daniel Sedin	Jan. 20	1:39	3-2	@ Edmonton	Devan Dubnyk
	Christian Ehrhoff	Mar. 2	1:33	4-3	@ Columbus	Steve Mason
	Henrik Zetterberg	Mar. 20	4:59	3-4	vs Detroit	Roberto Luongo
	Sami Salo	Apr. 4	2:15	4-3	vs Minnesota	Niklas Backstrom
	Mason Raymond	Oct. 26	0:28	4-3	vs Colorado	Peter Budaj
2010.11 (4-0-4)	Tyler Myers	Nov. 15	4:37	3-4	@ Buffalo	Cory Schneider
	Steven Stamkos	Dec. 11	0:34	4-5	vs Tampa Bay	Cory Schneider
	Ryan Kesler	Dec. 15	3:30	3-2	vs Columbus	Mathieu Garon
	Henrik Zetterberg	Dec. 22	2:59	4-5	@ Detroit	Roberto Luongo
	David Jones	Jan. 18	2:52	3-4	@ Colorado	Roberto Luongo
	Dan Hamhuis	Mar. 8	2:13	4-3	@ Phoenix	Ilya Bryzgalov
	Christian Ehrhoff	Apr. 9	2:41	3-2	@ Calgary	Henrik Karlsson

\*Please note that the all-time overtime record does not include shootouts. The first column represents a win (two points earned), the second column represents a loss (zero points earned) and the third column represents games in which one point was earned in overtime (tie, OTL or O).



# RECORD SHOOTOUT GAMES

## OVERALL SHOOTOUT RECORD: 26-33

HOME RECORD: 12-19

ROAD RECORD: 14-14

Year	Goal Scorer	Date	Score	Opponent	Goalie
2005.06 (4-4)	Raffi Torres	Oct. 8	3-4	@ Edmonton	Dan Cloutier
	Daniel Sedin	Dec. 9	3-2	vs Ottawa	Dominik Hasek
	Alexander Frolov	Dec. 19	3-4	vs Los Angeles	Alex Auld
	Steven Reinprecht	Dec. 23	5-6	vs Calgary	Alex Auld
2006.07 (5-4)	Jarkko Ruutu	Jan. 28	4-3	@ Colorado	David Aebischer
	Markus Naslund	Mar. 3	5-4	@ Chicago	Craig Anderson
	Todd Bertuzzi	Mar. 23	4-3	vs Edmonton	Dwayne Roloson
	Mikko Koivu	Mar. 31	1-2	vs Minnesota	Alex Auld
	Petteri Nummelin	Oct. 10	1-2	@ Minnesota	Roberto Luongo
	Markus Naslund	Oct. 27	3-2	vs Washington	Olaf Kolzig
	Ryan Kesler	Jan. 3	2-1	vs Dallas	Marty Turco
	Josh Green	Jan. 7	4-3	vs Florida	Ed Belfour
	Ales Kotalik	Jan. 19	3-4	@ Buffalo	Dany Sabourin
	Nikolai Zherdev	Jan. 30	2-3	vs Columbus	Roberto Luongo
2007.08 (6-9)	Trevor Linden	Feb. 16	2-1	@ Chicago	Patrick Lalime
	Daniel Sedin	Mar. 4	4-3	vs Minnesota	Niklas Backstrom
	Brett McLean	Mar. 25	4-5	vs Colorado	Roberto Luongo
	Ales Hemsky	Nov. 14	0-1	vs Edmonton	Roberto Luongo
	Shawn Horcoff	Nov. 20	4-5	@ Edmonton	Roberto Luongo
	Kristopher Letang	Dec. 8	1-2	vs Pittsburgh	Roberto Luongo
	Fernando Pisani	Dec. 15	1-2	@ Edmonton	Curtis Sanford
	Taylor Pyatt	Dec. 22	2-1	@ Phoenix	Ilya Bryzgalov
	Alexander Edler	Jan. 8	3-2	vs NY Islanders	Rick DiPietro
	Alexander Edler	Jan. 13	4-3	@ St. Louis	Manny Legace
2008.09 (3-7)	Henrik Zetterberg	Jan. 17	2-3	@ Detroit	Roberto Luongo
	Daniel Sedin	Jan. 23	3-2	vs St. Louis	Manny Legace
	Nathan Horton	Feb. 1	3-4	@ Florida	Roberto Luongo
	Brenden Morrow	Feb. 5	2-3	@ Dallas	Roberto Luongo
	Ryan Shannon	Feb. 10	3-2	vs Chicago	Nikolai Khabibulin
	Mikko Koivu	Feb. 14	4-5	vs Minnesota	Roberto Luongo
	Mason Raymond	Feb. 21	3-2	@ Nashville	Chris Mason
	Joe Sakic	Feb. 27	2-3	vs Colorado	Roberto Luongo
	Mattias Ohlund	Oct. 31	7-6	@ Anaheim	Jonas Hiller
	Marek Svatos	Nov. 12	1-2	vs Colorado	Roberto Luongo
2009.10 (4-4)	Frans Neilsen	Nov. 17	1-2	@ NY Islanders	Roberto Luongo
	Marek Svatos	Dec. 7	4-5	@ Colorado	Cory Schneider
	Erik Christensen	Jan. 2	3-4	@ Atlanta	Jason LaBarbera
	James Neal	Jan. 4	2-3	vs Dallas	Jason LaBarbera
	Jason Williams	Jan. 18	5-6	vs Columbus	Roberto Luongo
	Pavol Demitra	Feb. 17	4-3	@ Calgary	Miikka Kiprusoff
	Mats Sundin	Feb. 21	3-2	@ Toronto	Vesa Toskala
	Corey Perry	Apr. 2	5-6	vs Anaheim	Roberto Luongo
	Kyle Wellwood	Oct. 11	4-3	vs Dallas	Marty Turco
	Mikael Samuelsson	Oct. 29	2-1	@ Los Angeles	Jonathan Quick
2010.11 (4-5)	Lauri Korpikoski	Dec. 29	2-3	@ Phoenix	Roberto Luongo
	Jamie Lundmark	Jan. 9	2-3	vs Calgary	Roberto Luongo
	Pavol Demitra	Feb. 6	3-2	@ Boston	Tuukka Rask
	Adrian Aucoin	Mar. 10	3-4	@ Phoenix	Andrew Raycroft
	Pavol Demitra	Apr. 2	5-4	@ Anaheim	Curtis McElhinney
	Matt Duchene	Apr. 6	3-4	@ Colorado	Roberto Luongo
	Anze Kopitar	Oct. 9	1-2	vs Los Angeles	Roberto Luongo
	Patrick Kane	Oct. 20	1-2	@ Chicago	Roberto Luongo
	Jeff Tambellini	Dec. 8	5-4	vs Anaheim	Jonas Hiller
	Jiri Hudler	Jan. 8	1-2	vs Detroit	Roberto Luongo
	Ryan Kesler	Jan. 11	4-3	@ New York Islanders	Kevin Poulin
	Joe Pavelski	Jan. 20	1-2	vs San Jose	Roberto Luongo
	Alex Tanguay	Jan. 22	3-4	vs Calgary	Roberto Luongo
	Raffi Torres	Mar. 1	2-1	vs Columbus	Steve Mason
	Alex Burrows	Mar. 10	5-4	@ San Jose	Antti Niemi

# ALL-TIME SCORING

Rk	Player	GP	G	A	PTS	PIM
1	M. Naslund	884	346	410	756	614
2	T. Linden	1140	318	415	733	730
3	S. Smyl	896	262	411	673	1556
4	<b>H. Sedin</b>	<b>810</b>	<b>157</b>	<b>509</b>	<b>666</b>	<b>458</b>
5	<b>D. Sedin</b>	<b>787</b>	<b>249</b>	<b>402</b>	<b>651</b>	<b>324</b>
6	T. Gradin	613	197	353	550	280
7	P. Bure	428	254	224	478	328
8	T. Tanti	531	250	220	470	489
9	T. Bertuzzi	518	188	261	449	822
10	D. Lever	593	186	221	407	354
11	B. Morrison	543	136	257	393	326
12	A. Boudrias	458	121	267	388	140
13	P. Skiko	472	171	202	373	221
14	G. Adams	489	179	190	369	154
15	P. Sundstrom	374	133	209	342	181
16	C. Ronning	366	112	216	328	183
17	M. Ohlund	770	93	232	325	756
T-18	J. Lumme	579	83	238	321	379
	D. Kearns	677	31	290	321	386
20	A. Mogilny	312	139	169	308	144
21	D. Lidster	666	65	242	307	526
22	D. Ververgaert	409	139	165	304	177
23	<b>R. Kesler</b>	<b>484</b>	<b>131</b>	<b>157</b>	<b>288</b>	<b>445</b>
24	C. Oddleifson	469	85	180	265	439
25	G. Courtnall	292	102	144	246	495
26	D. Rota	289	120	116	236	453
27	E. Jovanovski	434	57	177	234	536
28	R. Lanz	417	56	171	227	331
T-29	J. Sandlak	509	104	117	221	789
	R. Blight	324	96	125	221	168
31	<b>A. Burrows</b>	<b>442</b>	<b>111</b>	<b>107</b>	<b>218</b>	<b>681</b>
32	B. Schmautz	285	108	104	212	428
33	<b>S. Salo</b>	<b>497</b>	<b>65</b>	<b>146</b>	<b>211</b>	<b>192</b>
34	C. Fraser	348	92	114	206	651
35	M. Cooke	566	83	120	203	625
36	K. McCarthy	352	51	148	199	388
37	B. Pederson	233	60	137	197	174
38	H. Senepe	781	35	160	195	1446
39	G. O'Flaherty	435	98	95	193	166
40	B. Lalonde	353	72	117	189	185
41	I. Boldirev	216	80	104	184	105
42	R. Sedlbauer	325	108	69	177	170
43	M. Gelinas	258	90	81	171	173
44	A. Cassels	198	40	128	168	48
45	D. Williams	312	83	82	165	134
T-46	O. Kurtenbach	229	62	101	163	200
	D. Halward	324	45	118	163	389
T-48	M. Lemay	279	70	92	162	367
	M. Messier	207	52	110	162	121
50	J. Gould	218	82	76	158	53
51	D. Babych	409	23	131	154	290
52	<b>K. Bieksa</b>	<b>347</b>	<b>34</b>	<b>113</b>	<b>147</b>	<b>556</b>
53	G. Lupul	293	70	75	145	243
54	I. Lanirov	210	51	92	143	88
55	S. Momesso	269	68	73	141	655
T-56	G. Monahan	287	58	82	140	166
	G. Butcher	610	33	107	140	1668
58	J. Gillis	309	63	75	138	210
59	D. Tallon	222	44	93	137	219
60	<b>M. Raymond</b>	<b>273</b>	<b>60</b>	<b>76</b>	<b>136</b>	<b>84</b>
	<b>A. Edler</b>	<b>304</b>	<b>32</b>	<b>103</b>	<b>135</b>	<b>166</b>
T-62	B. Bradley	193	51	81	132	155
	J. Guevremont	227	44	88	132	124
64	B. Dailey	257	38	93	131	417
65	B. Sopel	322	33	97	130	139
66	P. Nedved	222	63	61	124	152
T-67	W. Maki	180	50	73	123	148
	I. Hlinka	137	42	81	123	28
T-69	R. Sutter	291	61	61	122	533
	L. Lindgren	335	23	99	122	292
71	A. Aucoin	341	49	71	120	245
72	J. Bubla	256	17	101	118	202
73	P. Reinhart	131	24	90	114	74
74	M. Walton	115	44	69	113	71
T-75	T. Klatt	313	51	60	111	87
	R. Courtnall	141	39	72	111	68
77	C. Neely	201	51	53	104	320

Rk	Player	GP	G	A	PTS	PIM
<b>T-78</b>	<b>M. Samuelsson</b>	<b>149</b>	<b>48</b>	<b>55</b>	<b>103</b>	<b>100</b>
	D. Brashar	388	50	53	103	1159
	H. Grases	196	42	61	103	49
81	B. Hedican	310	17	85	102	281
82	P.-O. Brasar	181	37	63	100	21
T-83	G. Odjick	444	46	52	98	2127
	L. Molin	172	33	65	98	37
85	C. Ehrhoff	159	28	66	94	94
86	T. Pyatt	224	49	44	93	145
87	R. Paiement	147	44	47	91	269
T-88	S. Bozek	191	46	44	90	118
	R. Lemieux	192	29	61	90	68
	B. Wilkins	276	21	69	90	458
91	P. Bordeleau	183	33	56	89	47
92	D. Murzyn	452	23	65	88	900
93	S. Tambellini	161	42	45	87	34
94	D. Quinn	101	34	49	83	73
95	M. Petit	226	24	57	81	373
T-96	P. Schaefer	194	37	40	77	52
	J. Sleg	154	12	65	77	235
98	M. Ridley	112	26	47	73	71
T-99	P. Martin	131	27	45	72	60
	G. Diduck	265	17	55	72	553
101	M. Hall	109	27	44	71	28
102	J. Benning	241	15	55	70	172
103	P. Demitra	97	23	46	69	20
104	B. Manno	163	13	55	68	115
105	G. Boddy	273	23	44	67	263
<b>T-106</b>	<b>J. Hansen</b>	<b>189</b>	<b>24</b>	<b>41</b>	<b>65</b>	<b>89</b>
	M. Craven	88	15	50	65	42
	A. Plavsky	182	13	52	65	147
109	E. Tikkanen	100	25	39	64	80
110	D. Tannahl	111	30	33	63	25
111	R. Nordmark	169	10	52	62	194
T-112	M. Sillinger	138	28	32	60	65
	M. Robitaille	174	10	50	60	121
T-114	D. Ward	103	28	31	59	119
	G. Valk	172	24	35	59	200
T-116	W. Mitchell	264	10	48	58	233
	A. Chubarov	228	25	33	58	40
118	R. Kron	144	24	33	57	37
T-119	B. May	225	29	27	56	380
	H. Druken	118	27	29	56	30
	M. Corrigan	95	24	32	56	128
T-122	A. Carter	81	33	22	55	41
	P. McNab	88	24	31	55	20
	J.-J. Daigneault	131	9	46	55	114
T-125	S. Bernier	140	26	28	54	48
	D. Scatchard	179	26	28	54	329
	B.J. MacDonald	88	26	28	54	32
	J. Brown	72	10	44	54	44
129	B. Peterson	146	15	38	53	171
T-130	K. Wellwood	149	32	20	52	16
	D. Capuano	88	16	36	52	52
132	J. Ruutu	267	23	28	51	453
133	M. Crawford	176	19	31	50	229
T-134	T. Taylor	125	20	29	49	141
	D. Hodgson	74	16	33	49	52
T-136	B. Ashton	124	23	25	48	68
	B. Muckalt	106	20	28	48	115
	T. Fergus	80	19	29	48	37
139	R. Oksijuta	68	21	25	46	44
T-140	N. Belland	106	13	31	44	54
	A. Semenov	62	10	34	44	28
	S. Walker	197	10	34	44	466
	M. Baron	383	10	34	44	375
T-144	D. Balon	116	22	21	43	43
	J. Wright	91	13	30	43	43
<b>T-146</b>	<b>N. Baumgartner</b>	<b>99</b>	<b>7</b>	<b>35</b>	<b>42</b>	<b>38</b>
	T. Letowski	120	18	24	42	51
T-148	D. Bruce	143	23	18	41	245
	J. Beranek	95	14	27	41	88
T-150	D. Lowry	165	19	21	40	357
	J. Nill	124	17	23	40	219
T-152	J. Butler	128	19	20	39	96
	T. Pratt	176	9	30	39	261
T-154	M. Kirton	119	23	14	37	27

# ALL-TIME SCORING

Rk	Player	GP	G	A	PTS	PIM	Rk	Player	GP	G	A	PTS	PIM
	R. Delorme	210	17	20	37	383		M. Arvedson	41	8	7	15	12
	B. Noonan	98	14	23	37	68		D. Stanley	100	6	9	15	192
	M. Malik	147	10	27	37	97		A. McBain	45	5	10	15	54
158	B. Gassoff	122	19	17	36	163		S. Staios	143	3	12	15	208
T-159	A. DeMarco	95	13	22	35	23		G. Ledyard	49	2	13	15	14
	J. Grisdale	199	3	32	35	266	T-237	R. Johnson	120	3	11	14	24
T-161	B. Derlago	63	15	19	34	29		D. Smith	40	6	8	14	76
	W. Connelly	53	14	20	34	12		M. Lindgren	54	5	9	14	18
	A. MacAdam	80	14	20	34	27		W. Huber	35	4	10	14	40
	V. Krutov	61	11	23	34	20		D. Gagner	33	2	12	14	24
	P. Popiel	116	11	23	34	97		R. Eriksson	35	2	12	14	4
T-166	R. Cullen	70	12	21	33	42	T-243	D. Hendrickson	67	7	6	13	36
	D. Dunn	69	11	22	33	87		R. Summanen	19	6	7	13	2
	H. York	103	11	22	33	40		J. Green	90	6	7	13	39
	B. McCabe	95	8	25	33	184		R. Shannon	27	5	8	13	24
T-170	L. Rochefort	87	18	14	32	2		J. Holden	46	4	9	13	12
	J.-M. Lanthier	105	16	16	32	29		J. McIntyre	90	3	10	13	75
	B. Allen	216	14	18	32	288		B. Murray	90	3	10	13	42
	G. Minor	140	11	21	32	173		J. Hughes	52	2	11	13	181
T-175	L. Rohlin	96	8	24	32	40		G. Doak	82	2	11	13	135
	P. Zezel	66	11	20	31	18		A. Schliebener	84	2	11	13	74
	C. Cox	177	10	21	31	535		L. Carriere	56	1	12	13	66
T-177	D. Johnson	77	16	14	30	16	254	M. Peca	37	6	6	12	32
	<b>M. Malhotra</b>	<b>72</b>	<b>11</b>	<b>19</b>	<b>30</b>	<b>22</b>	T-255	M. Grabner	20	5	6	11	8
T-179	R. Torres	80	14	15	29	78		J. Cowan	88	7	4	11	203
	D. Roberts	71	11	18	29	55		B. Isbister	55	6	5	11	38
	G. Hawgood	95	7	22	29	32		C. Ruutu	25	5	6	11	23
T-182	M. Sundin	41	9	19	28	28		R. Stern	97	5	6	11	480
	L. Goodenough	113	7	21	28	75		I. Kidd	20	4	7	11	25
T-184	S. Kariya	65	9	18	27	32		J. Korab	31	4	7	11	64
	R. Dirk	217	9	18	27	401		B. Ritchie	71	3	8	11	80
	C. Joseph	101	5	22	27	68		B. Convery	19	2	9	11	8
	L. Krajicek	117	5	22	27	100		A. Eldebrink	43	2	9	11	21
	T. Kurvers	32	4	23	27	20	T-265	R. Murphy	73	6	4	10	100
T-189	L. Bohonos	70	13	13	26	14		N. LaFayette	38	5	5	10	6
	C. Alexander	32	8	18	26	6		J. Jaffray	33	4	6	10	33
	D. Wickenheiser	80	7	19	26	36		J. Wiley	37	4	6	10	6
T-192	G. Meehan	57	10	15	25	4		B. Robertsson	69	4	6	10	37
	S. Lachance	157	4	21	25	96		G. Sanderson	22	3	7	10	8
T-194	R. Boyd	62	7	17	24	64	T-271	<b>A. Alberts</b>	<b>56</b>	<b>2</b>	<b>7</b>	<b>9</b>	<b>54</b>
	J. McIlhargey	167	6	18	24	403		<b>A. Rome</b>	<b>105</b>	<b>1</b>	<b>8</b>	<b>9</b>	<b>77</b>
<b>T-196</b>	<b>D. Hamhuis</b>	<b>64</b>	<b>6</b>	<b>17</b>	<b>23</b>	<b>34</b>		<b>R. Luongo (G)</b>	<b>331</b>	<b>0</b>	<b>9</b>	<b>9</b>	<b>20</b>
	J. LeBlanc	43	13	10	23	18		M. Pettinger	29	5	4	9	17
	J. King	55	12	11	23	8		G. Richardson	24	3	6	9	19
	J. Hlavac	55	10	13	23	16		M. Wotton	42	3	6	9	25
	J. Bulis	79	12	11	23	70		A. Miller	57	1	8	9	32
	D. Pederson	102	8	15	23	98	T-278	R. Tudor	26	4	4	8	19
	D. Richter	127	4	19	23	396		K. Berry	27	4	4	8	11
T-203	T. Glass	140	7	14	21	187		J. Kurtz	27	3	5	8	14
	R. Vaive	47	13	8	21	111		B. Maxwell	30	1	7	8	28
	L. Melnyk	190	5	16	21	246		S. Kannegiesser	42	1	7	8	36
	K. McLean (G)	516	0	21	21	54		J. Hargreaves	66	1	7	8	105
T-207	B. McSheffrey	87	13	7	20	44		J. Namestnikov	33	0	8	8	18
	R. Walter	92	9	11	20	59		R. Brodeur (G)	377	0	8	8	24
	Ralph Stewart	53	8	12	20	4	<b>T-286</b>	<b>K. Ballard</b>	<b>65</b>	<b>2</b>	<b>5</b>	<b>7</b>	<b>53</b>
	D. Saunders	56	7	13	20	10		D. Hordichuk	129	5	2	7	251
	J. Schella	115	2	18	20	224		D. Jackson	15	6	1	7	13
212	J. Strudwick	243	4	15	19	367		M. Bridgman	15	4	3	7	10
T-213	J. Mazur	47	11	7	18	20		B. Smolinski	20	4	3	7	8
	R. Park	60	8	10	18	29		G. Rizzuto	37	3	4	7	16
	T. Hunter	176	8	10	18	512		D. Kozak	28	2	5	7	30
	K. Guy	114	5	13	18	105		J. Dowd	38	1	6	7	6
	P. Quinn	133	4	14	18	212		R. Fitzpatrick	58	1	6	7	46
	S. O'Brien	141	2	16	18	275	T-295	G.C. Adams	12	4	2	6	35
T-219	J. Tambellini	62	9	8	17	18		B. Reid	13	2	4	6	0
	M. Keane	64	8	9	17	20		D. Kesa	19	2	4	6	18
	J. Carson	34	7	10	17	22		J. Mair	23	2	4	6	8
	C. Campbell	89	1	16	17	206		S. McCarthy	51	2	4	6	43
T-223	R. Rypien	119	9	7	16	226		R. Ward	71	2	4	6	4
	T. Currie	38	9	7	16	4		D. Seguin	26	1	5	6	46
	J. Charbonneau	46	8	8	16	55		T. Santala	30	1	5	6	24
	D. Sanderson	16	7	9	16	30		D. Logan	40	1	5	6	122
	T. Hall	34	7	9	16	25	<b>T-304</b>	<b>C. Higgins</b>	<b>14</b>	<b>2</b>	<b>3</b>	<b>5</b>	<b>6</b>
	B. Helmer	62	7	9	16	71		A. Bolduc	46	2	3	5	38
	T. Warriner	44	6	10	16	34		H. Vasiljevs	18	3	2	5	2
	M. Marois	50	4	12	16	115		B. Wilcox	33	3	2	5	15
T-231	A. Spruce	51	9	6	15	37		W. Brookbank	52	3	2	5	176

# ALL-TIME SCORING

Rk	Player	GP	G	A	PTS	PIM
	S. Nemchinov	6	2	3	5	4
	B. Loney	12	2	3	5	6
	M. Schneider	17	2	3	5	12
	T. Bouck	36	2	3	5	60
	D. Bereshowsky	39	2	3	5	39
	C. McAllister	64	2	3	5	169
	J. Cullimore	64	2	3	5	62
	R. Gregg	21	1	4	5	24
	C. O'Sullivan	11	0	5	5	2
T-318	D. Callander	21	3	1	4	2
	Ron Stewart	42	3	1	4	10
	S. Kulak	32	2	2	4	37
	M. Chouinard	42	2	2	4	10
	N. Eisenhut	13	1	3	4	21
	L. Lunde	20	1	3	4	2
	B. Smith	21	1	3	4	52
	S. Holt	22	1	3	4	80
	E. Hatoum	26	1	3	4	21
	D. Fortier	58	1	3	4	125
	F. Potvin (G)	69	0	4	4	4
	K. Whitmore (G)	74	0	4	4	15
	D. Cloutier (G)	208	0	4	4	70
T-331	C. Schneider (G)	35	0	3	3	0
	V. Oreskovich	16	0	3	3	8
	J. Belanger	9	3	0	3	4
	V. Sharifjanov	17	2	1	3	14
	A. Semak	18	2	1	3	2
	K. Manery	21	2	1	3	15
	S. Morin	6	1	2	3	6
	Y. Tremblay	12	1	2	3	12
	M. Rucinsky	13	1	2	3	10
	M. Stapleton	18	1	2	3	8
	F. Speck	18	1	2	3	0
	J. Wiste	23	1	2	3	0
	L. Goren	30	1	2	3	30
	T. Crowder	30	1	2	3	52
	L. Courville	33	1	2	3	16
	R. Flockhart	43	1	2	3	12
	S. Antoski	70	1	2	3	265
	M. Stevens	6	0	3	3	6
	D. Gibson	14	0	3	3	20
	R. Buskas	17	0	3	3	36
	G. Martin	24	0	3	3	45
	G. Cochrane	63	0	3	3	177
	A. Auld (G)	81	0	3	3	4
	C. Hirsch (G)	101	0	3	3	8
	F. Caprice (G)	102	0	3	3	17
	G. Snow (G)	109	0	3	3	46
	G. Hanlon (G)	137	0	3	3	107
T-358	A. Volpatti	15	1	1	2	16
	C. Hodgson	8	1	1	2	0
	L. Sweatt	3	1	1	2	2
	B. Lukowich	13	1	1	2	4
	K. Beech	4	1	1	2	0
	D. Woodley	5	2	0	2	17
	P. Kavanagh	6	2	0	2	2
	P. Bakovic	10	2	0	2	48
	G. Leeman	10	2	0	2	0
	L. Bourdon	36	2	0	2	24
	M. Brown	39	1	1	2	140
	C. Vilgrain	6	1	1	2	0
	L. Vaic	9	1	1	2	2
	M. Christie	9	1	1	2	0
	Z. Komarniski	19	1	1	2	10
	M. Bergevin	9	0	2	2	2
	H. Young	11	0	2	2	25
	F. Fedorov	15	0	2	2	8
	K. Carney	18	0	2	2	14
	R. Davison	23	0	2	2	51
	M. Reaume	27	0	2	2	4
	D. Sly	31	0	2	2	10
	J. Huscroft	33	0	2	2	118
	D. Malkoc	41	0	2	2	136
	G. Bromley (G)	73	0	2	2	8
	D. Wilson (G)	148	0	2	2	39
	G. Smith (G)	189	0	2	2	104
T-385	M. Lapierre	19	1	0	1	8

Rk	Player	GP	G	A	PTS	PIM
	C. Tanev	29	0	1	1	0
	S. Shirokov	8	1	0	1	2
	M. Bliznak	6	1	0	1	0
	L. Nycholat	14	0	1	1	6
	J. Krog	4	1	0	1	2
	M. Grenier	7	1	0	1	9
	T. Lenardon	8	1	0	1	4
	M. Lampman	14	1	0	1	0
	F. Kucera	26	1	0	1	10
	D. Ratushny	1	0	1	1	2
	J. Balej	1	0	1	1	0
	S. Pronger	3	0	1	1	4
	B. Moran	3	0	1	1	2
	O. Vaananen	3	0	1	1	0
	B. Affleck	5	0	1	1	0
	G. Hubick	5	0	1	1	0
	J. McDonnell	7	0	1	1	12
	T. Mojzis	7	0	1	1	12
	P. Coulombe	7	0	1	1	4
	J. Kocur	7	0	1	1	19
	C. Levie	9	0	1	1	13
	E. Ciccone	13	0	1	1	47
	D. Bodger	13	0	1	1	4
	P. Lawless	13	0	1	1	0
	L. Zetterstrom	14	0	1	1	2
	S. Burke (G)	16	0	1	1	14
	W. Young (G)	30	0	1	1	0
	C. Sanford (G)	35	0	1	1	4
	R. Bartel	40	0	1	1	14
	D. Langdon	45	0	1	1	143
	P. Skudra (G)	46	0	1	1	2
	M. Weaver	55	0	1	1	33
	J. Garrett (G)	56	0	1	1	23
	A. Stojanov	62	0	1	1	136
	J. Agnew	65	0	1	1	189
	T. Gamble (G)	72	0	1	1	22
	C. Maniogo (G)	93	0	1	1	18
	C. Ridley (G)	96	0	1	1	13
T-424	Y. Sauve	5	0	0	0	0
	R. Parent	4	0	0	0	0
	E. Oberg	4	0	0	0	0
	G. Desbiens	13	0	0	0	12
	A. Raycroft (G)	21	0	0	0	4
	R. Brown	1	0	0	0	7
	D. Dunbar	1	0	0	0	2
	B. Hurlburt	1	0	0	0	2
	P. Ryan	1	0	0	0	2
	M. Bannerman (G)	1	0	0	0	0
	K. Block	1	0	0	0	0
	S. Hazlett	1	0	0	0	0
	R. Homenuke	1	0	0	0	0
	M. Jokela	1	0	0	0	0
	B. MacDonald	1	0	0	0	0
	S. McKichan (G)	1	0	0	0	0
	R. McVicar (G)	1	0	0	0	0
	T. Moss (G)	1	0	0	0	0
	G. Sobchuk	1	0	0	0	0
	S. Veysey	1	0	0	0	0
	Z. FitzGerald	1	0	0	0	0
	K. Primeau	2	0	0	0	4
	R. Bawa	2	0	0	0	0
	B. Cook	2	0	0	0	0
	P. Folco	2	0	0	0	0
	D. Gloor	2	0	0	0	0
	L. Gould	2	0	0	0	0
	B. Holloway	2	0	0	0	0
	D. MacIntyre (G)	2	0	0	0	0
	D. McClelland (G)	2	0	0	0	0
	A. Michaud (G)	2	0	0	0	0
	A. Tezikov	2	0	0	0	0
	J. Schultz	2	0	0	0	0
	S. Stone	2	0	0	0	0
	D. McCord	3	0	0	0	6
	R. Bonni	3	0	0	0	0
	J. Capuano	3	0	0	0	0
	R. Heinz (G)	3	0	0	0	0
	M. Ouellet	3	0	0	0	0

# ALL-TIME SCORING

Rk	Player	GP	G	A	PTS	PIM
	N. Smith	4	0	0	0	0
	R. Gordon	4	0	0	0	2
	B. Leeb	4	0	0	0	2
	M. Ouellet (G)	4	0	0	0	2
	J. Andersson	4	0	0	0	0
	P. O'Neil	5	0	0	0	0
	C. Schwab (G)	6	0	0	0	2
	M. Brochu (G)	6	0	0	0	0
	M. Fournain (G)	6	0	0	0	0
	B. Mason (G)	6	0	0	0	0
	J. Perrault	7	0	0	0	0
	T. Hawkins	8	0	0	0	15
	S. Butenschon	8	0	0	0	10
	M. Noronen (G)	8	0	0	0	2
	S. Washburn	8	0	0	0	2
	D. Morrison	8	0	0	0	0
	J. LaBarbera (G)	9	0	0	0	0
	D. Sabourin (G)	9	0	0	0	0
	J. Rohlicek	9	0	0	0	8
	J. Caron (G)	10	0	0	0	2
	S. Brown	12	0	0	0	8
	K. Ellacott (G)	12	0	0	0	0
	J. Arbour	13	0	0	0	12
	L. Bolonchuk	15	0	0	0	6
	M. Brown	16	0	0	0	77
	B. Glynn	16	0	0	0	12
	E. Weinrich	16	0	0	0	8
	B. Bullock (G)	16	0	0	0	2
	N. McIver	18	0	0	0	59
	J. Hedberg (G)	21	0	0	0	10
	K. Weekes (G)	31	0	0	0	0
	C. Hodge (G)	35	0	0	0	0
	B. Essensa (G)	39	0	0	0	4
	A. Irbe (G)	41	0	0	0	2
	G. Gardner (G)	42	0	0	0	0
	E. Dyck (G)	49	0	0	0	0
	K. Lockett (G)	55	0	0	0	8
	S. Weeks (G)	66	0	0	0	4



# ALL-TIME PLAYER RECORDS

## GAMES

1	Trevor Linden	1140
2	Stan Smyl	896
3	Markus Naslund	884
4	<b>Henrik Sedin</b>	<b>810</b>
5	<b>Daniel Sedin</b>	<b>787</b>
6	Harold Snepsts	781
7	Mattias Ohlund	770
8	Dennis Kearns	677
9	Doug Lidster	666
10	Thomas Gradin	613

## GOALS

1	Markus Naslund	346
2	Trevor Linden	318
3	Stan Smyl	262
4	Pavel Bure	254
5	Tony Tanti	250
6	<b>Daniel Sedin</b>	<b>249</b>
7	Thomas Gradin	197
8	Todd Bertuzzi	188
9	Don Lever	186
10	Greg Adams	179

## ASSISTS

1	<b>Henrik Sedin</b>	<b>509</b>
2	Trevor Linden	415
3	Stan Smyl	411
4	Markus Naslund	410
5	<b>Daniel Sedin</b>	<b>402</b>
6	Thomas Gradin	353
7	Dennis Kearns	290
8	Andre Boudrias	267
9	Todd Bertuzzi	261
10	Brendan Morrison	257

## PENALTY MINUTES

1	Gino Odjick	2127
2	Garth Butcher	1668
3	Stan Smyl	1556
4	Harold Snepsts	1446
5	Tiger Williams	1324
6	Donald Brashear	1159
7	Dana Murzyn	900
8	Todd Bertuzzi	822
9	Jim Sandlak	789
10	Mattias Ohlund	756

## GAME-WINNING GOALS

1	<b>Daniel Sedin</b>	<b>54</b>
2	Markus Naslund	49
3	Trevor Linden	33
4	Pavel Bure	32
5	Brendan Morrison	30
6	Tony Tanti	29
T-7	<b>Henrik Sedin</b>	<b>26</b>
	Thomas Gradin	26
9	Todd Bertuzzi	24
10	Stan Smyl	20

## POWER PLAY GOALS

1	Markus Naslund	114
2	Tony Tanti	102
3	Trevor Linden	97
4	<b>Daniel Sedin</b>	<b>93</b>
5	Todd Bertuzzi	79
6	Stan Smyl	74
7	Pavel Bure	69
8	Greg Adams	65
9	Don Lever	53
10	Thomas Gradin	49

## SHORTHANDED GOALS

1	Pavel Bure	24
2	Trevor Linden	15
3	<b>Alex Burrows</b>	<b>14</b>
T-4	Stan Smyl	13
	Alex Mogilny	13
6	Petri Skriko	11
T-7	<b>Ryan Kesler</b>	<b>8</b>
	Matt Cooke	8
T-9	Thomas Gradin	7
	Brendan Morrison	7

## HAT TRICKS

T-1	Markus Naslund	10
	Tony Tanti	10
3	Pavel Bure	9
4	Stan Smyl	7
T-5	Todd Bertuzzi	5
	Petri Skriko	5
T-7	<b>Daniel Sedin</b>	<b>4</b>
	Trevor Linden	4
	Thomas Gradin	4
	Alex Mogilny	4
	Darcy Rota	4
	Bobby Schmautz	4

## GOALTENDER

### Games Played

1	Kirk McLean	516
2	Richard Brodeur	377
3	<b>Roberto Luongo</b>	<b>331</b>
4	Dan Cloutier	208
5	Gary Smith	189

### Wins

1	Kirk McLean	211
2	<b>Roberto Luongo</b>	<b>193</b>
3	Richard Brodeur	126
4	Dan Cloutier	109
5	Gary Smith	72

### Shutouts

1	<b>Roberto Luongo</b>	<b>28</b>
2	Kirk McLean	20
3	Dan Cloutier	14
4	Gary Smith	11
T-5	Richard Brodeur	6
	Garth Snow	6

### AVG (Min. 50 GP)

1	<b>Roberto Luongo</b>	<b>2.34</b>
2	Dan Cloutier	2.42
3	Alex Auld	2.75
4	Felix Potvin	2.84
5	Garth Snow	2.86

## CENTRES

Rk.	Player	G	A	PTS
1	<b>H. Sedin</b>	<b>157</b>	<b>509</b>	<b>666</b>
2	Gradin	197	353	550
3	Morrison	136	257	393
4	Boudrias	121	267	388
5	Sundstrom	133	209	342
6	Ronning	112	216	328
7	<b>Kesler</b>	<b>131</b>	<b>157</b>	<b>288</b>
8	Oddleifson	85	180	265
9	Pederson	60	137	197
10	Lalonde	72	117	189

## RIGHT WING

Rk.	Player	G	A	PTS
1	Linden	318	415	733
2	Smyl	262	411	673
3	Bure	254	206	478
4	Tanti	250	220	470
5	Bertuzzi	188	261	449
6	Mogilny	139	169	308
7	Ververgaert	139	165	304
T-8	Sandlak	104	117	221
	Blight	96	125	221
10	Schmautz	108	104	212

## LEFT WING

Rk.	Player	G	A	PTS
1	Naslund	346	410	756
2	<b>D. Sedin</b>	<b>249</b>	<b>402</b>	<b>651</b>
3	Lever	186	221	407
4	Skriko	171	202	373
5	G.G. Adams	179	190	369
6	G. Courtnall	102	144	246
7	Rota	20	116	236
8	<b>Burrows</b>	<b>111</b>	<b>107</b>	<b>218</b>
9	Fraser	92	114	206
10	Cooke	83	120	203

## DEFENCEMEN

Rk.	Player	G	A	PTS
1	Ohlund	93	232	325
T-2	Lumme	83	238	321
	Kearns	31	290	321
4	Lidster	65	242	307
5	Jovanovski	57	177	234
6	Lanz	56	171	227
7	<b>Salo</b>	<b>65</b>	<b>146</b>	<b>211</b>
8	McCarthy	51	148	199
9	Snepsts	35	160	195
10	Halward	45	118	163

## ROOKIE

Rk.	Player	G	A	PTS
T-1	Bure	34	26	60
	Hlinka	23	37	60
3	Linden	30	29	59
4	Ververgaert	26	31	57
T-5	Blight	25	31	56
	Tallon	14	42	56
7	Ward	22	30	52

## SEASON PLAYER RECORDS

Season	Goals	Assists	Points	Season	Goals	Assists	Points
1970.71	Paiement	34	Tallon 42	1989.90	Adams	33	Reinhart 40
1971.72	Boudrias	27	Guevremont 38	1990.91	Linden	33	Linden 70
					Courttnall	33	
1972.73	Schmautz	38	Boudrias 40	1991.92	Bure	34	Ronning 47
1973.74	Schmautz	26	Boudrias 59	1992.93	Bure	60*	Ronning 56
	Ververgaert	26		1993.94	Bure	20*	Bure 47
1974.75	Lever	38	Boudrias 62	1994.95	Bure	20	R. Courttnall 24
1975.76	Ververgaert	37	Kearns 46	1995.96	Mogilny	55	Mogilny 52
			Oddleifson 46	1996.97	Gelinass	35	Mogilny 42
1976.77	Blight	28	Kearns 55	1997.98	Bure	51	Bure 39
1977.78	Walton	29	Kearns 43	1998.99	Naslund	36	Messier 35
1978.79	Sedlbauer	40	Gradin 31	1999.00	Naslund	27	Cassels 45
			Kearns 31	2000.01	Naslund	41	Cassels 44
1979.80	Smyl	31	Smyl 47	2001.02	Naslund	40	Naslund 50
1980.81	Williams	35	Gradin 48	2002.03	Naslund	48	Naslund 56
1981.82	Gradin	37	Gradin 49	2003.04	Naslund	35	Naslund 49
1982.83	Rota	42	Gradin 54	2004.05	-	-	-
1983.84	Tanti	45	Gradin 57	2005.06	Carter	33	H. Sedin 57
1984.85	Tanti	39	Sundstrom 43	2006.07	D. Sedin	36	H. Sedin 71
1985.86	Tanti	39	Sundstrom 48	2007.08	D. Sedin	29	H. Sedin 61
1986.87	Tanti	41	Pederson 52	2008.09	D. Sedin	31	H. Sedin 60
1987.88	Tanti	40	Pederson 52	2009.10	A. Burrows	35	H.Sedin 83*
1988.89	Linden	30	Reinhart 50	2010.11	D. Sedin	41	H. Sedin 75
	Skriko	30			Kesler	41	D. Sedin 104

\*Club Record

## SEASON PENALTY MINUTES & GOALTENDING RECORDS

Season	Penalty Minutes	Goaltender Avg (Min. 20 GP)	Wins	Season	Penalty Minutes	Goaltender Avg (Min. 20 GP)	Wins	
1970.71	Paiement	152	Hodge 3.41	15	1991.92	Odjick	348	McLean 38
1971.72	Schella	166	Wilson 3.61	16	1992.93	Odjick	370	Whitmore 31.0
1972.73	Schmautz	137	Wilson 3.94	13	1993.94	Odjick	271	McLean 2.99
1973.74	Dailey	143	Smith 3.44	20	1994.95	Murzyn	129	McLean 2.75
1974.75	Pratt	145	Smith 3.09	32	1995.96	Odjick	181	Hirsch 2.93
1975.76	Snepsts	125	Lockett 3.47	20	1996.97	Odjick	371	McLean 3.21
1976.77	Snepsts	149	Maniago 3.36	17	1997.98	Brashear	372	Irbe 2.73
1977.78	McIlhargey	172	Maniago 4.02	Maniago 10	1998.99	Brashear	209	Snow 2.93
1978.79	Snepsts	130	Hanlon 3.10	Hanlon 12	1999.00	Brashear	136	Potvin 2.59
1979.80	Smyl	204	Hanlon 3.47	Hanlon 12	2000.01	Brashear	145	Essensa 2.68
1980.81	Williams	343	Brodeur 3.51	Brodeur 17	2001.02	Cooke	111	Skudra 2.42
1981.82	Williams	341	Brodeur 3.35	Brodeur 20	2002.03	Bertuzzi	144	Cloutier 2.42
1982.83	Williams	265	Brodeur 3.79	Brodeur 21	2003.04	May	137	Cloutier 2.27
1983.84	Williams	294	Brodeur 4.01	Garrett 14	2004.05	-	-	-
1984.85	Butcher	152	Brodeur 4.67	Brodeur 16	2005.06	Ruutu	142	Auld 2.94
1985.86	Butcher	188	Young 3.58	Brodeur 19	2006.07	Bielska	134	Luongo 2.29
1986.87	Butcher	207	Brodeur 3.59	Brodeur 20	2007.08	Burrows	179	Luongo 2.38
1987.88	Butcher	285	McLean 3.71	McLean 11	2008.09	O'Brien	196	Luongo 2.34
1988.89	Butcher	227	Weeks 2.98	McLean 20	2009.10	Hordichuk	142	Raycroft 2.42
1989.90	Stern	208	McLean 3.47	McLean 21	2010.11	Torres	78	Luongo 2.11
1990.91	Odjick	296	Gamble 3.45	Gamble 16	*Club Record			

\*Club Record

# ALL-TIME PLAYER RECORDS

## GOALTENDING RECORDS

Goaltender	GPI	MINS	GA	SO	Avg	W-L-T
Kirk McLean	516	29,989	1,637	20	3.28	211-228-59
Richard Brodeur	377	21,548	1,389	6	3.87	126-172-62
<b>Roberto Luongo</b>	<b>331</b>	<b>19,393</b>	<b>756</b>	<b>28</b>	<b>2.34</b>	<b>193-101-33</b>
Dan Cloutier	208	12,010	485	14	2.42	109-68-23
Gary Smith	189	10,304	572	11	3.33	72-81-23
Dunc Wilson	148	7,919	518	2	3.93	34-86-12
Glen Hanlon	137	7,770	461	5	3.56	43-66-21
Garth Snow	109	5,717	273	6	2.87	33-52-11
Frank Caprice	102	5,589	391	1	4.20	31-47-11
Corey Hirsch	101	5,434	283	4	3.12	32-42-13
Curt Ridley	96	5,183	328	1	3.80	25-44-16
Cesare Maniago	93	5,269	323	2	3.68	27-45-17
Alex Auld	81	4,650	213	1	2.75	39-31-8
Kay Whitmore	74	4,296	244	1	3.40	36-28-6
Gary Bromley	73	3,982	241	3	3.63	25-27-14
Troy Gamble	72	3,804	229	1	3.61	22-29-9
Felix Potvin	69	3,972	188	1	2.84	26-30-10
Steve Weeks	66	3,808	218	0	3.43	19-34-11
John Garrett	56	2,994	205	1	4.11	22-21-5
Ken Lockett	55	2,348	131	2	3.35	13-15-8
Ed Dycck	49	2,453	178	1	4.54	8-28-5
Peter Skudra	46	2,358	101	2	2.57	19-13-8
George Gardner	42	2,159	138	0	3.83	9-22-4
Arturs Irbe	41	1,999	91	2	2.73	14-11-6
Bob Essensa	39	2,059	92	1	2.68	18-12-3

Goaltender	GPI	MINS	GA	SO	Avg	W-L-T
Charlie Hodge	35	1,967	112	0	3.42	15-13-5
Curtis Sanford	35	1,652	74	1	2.71	11-11-1
<b>Cory Schneider</b>	<b>35</b>	<b>1,806</b>	<b>76</b>	<b>1</b>	<b>2.53</b>	<b>18-9-3</b>
Kevin Weekes	31	1,519	81	1	3.20	6-15-5
Wendell Young	30	1,443	96	0	3.99	5-15-4
Andrew Raycroft	21	967	39	1	2.42	9-5-1
Johan Hedberg	21	1,098	46	3	2.51	8-6-2
Bruce Bullock	16	927	74	0	4.79	3-9-3
Sean Burke	16	838	49	0	3.51	2-9-4
Ken Ellacott	12	555	41	0	4.43	2-3-4
Cory Schneider	10	434	25	0	3.46	2-5-1
Jacques Caron	10	465	38	0	4.90	2-5-1
Jason LaBarbera	9	451	20	0	2.66	3-2-2
Dany Sabourin	9	479	21	0	2.63	2-4-1
Bob Mason	6	353	29	0	4.93	2-4-0
Corey Schwab	6	269	16	0	3.57	2-1-1
Mike Fountain	6	245	14	1	3.43	2-2-0
Martin Brochu	6	216	15	0	4.17	0-3-0
Rick Heinz	3	180	9	1	3.00	2-1-0
D. McClelland	2	120	10	0	5.00	1-1-0
Drew MacIntyre	2	61	3	0	2.95	0-1-0
Alfie Michaud	2	69	5	0	4.35	0-1-0
Tyler Moss	1	22	1	0	2.50	0-0-0
M. Bannerman	1	20	0	0	0.00	0-0-0
Steve McKichan	1	20	2	0	6.00	0-0-0

## CANUCKS MOST PRODUCTIVE MONTHS

Player	Month	GP	Points
Stan Smyl	Mar. 1983	16	10-21-31
Pavel Bure	Mar. 1994	16	19-11-30
Darcy Rota	Mar. 1983	16	15-15-30
Thomas Gradin	Mar. 1983	16	11-16-27
<b>Henrik Sedin</b>	<b>Jan. 2010</b>	<b>13</b>	<b>6-19-25</b>
<b>Henrik Sedin</b>	<b>Dec. 2009</b>	<b>15</b>	<b>5-20-25</b>
Alex Mogilny	Feb. 1996	13	12-13-25
<b>Henrik Sedin</b>	<b>Mar. 2010</b>	<b>15</b>	<b>4-20-24</b>
Pavel Bure	Nov. 1992	15	16-8-24
Patrik Sundstrom	Feb. 1984	15	13-11-24
Tony Tanti	Oct. 1983	12	13-10-23
Geoff Courtnall	Nov. 1992	15	5-18-23
<b>Henrik Sedin</b>	<b>Dec. 2010</b>	<b>14</b>	<b>7-15-22</b>
<b>Daniel Sedin</b>	<b>Mar. 2010</b>	<b>15</b>	<b>8-14-22</b>
<b>Alex Burrows</b>	<b>Jan. 2010</b>	<b>13</b>	<b>15-7-22</b>
<b>Daniel Sedin</b>	<b>Jan. 2010</b>	<b>13</b>	<b>6-16-22</b>
<b>Daniel Sedin</b>	<b>Dec. 2009</b>	<b>15</b>	<b>9-13-22</b>
Petri Skriko	Nov. 1986	14	14-8-22
Tony Tanti	Jan. 1988	15	13-9-22
Pavel Bure	Jan. 1992	14	12-10-22
Petri Skriko	Mar. 1987	12	10-12-22
Todd Bertuzzi	Mar. 2002	14	11-11-22
<b>Daniel Sedin</b>	<b>Mar. 2011</b>	<b>15</b>	<b>9-12-21</b>
Markus Naslund	Jan. 2002	14	8-13-21
Petr Nedved	Nov. 1992	15	12-9-21

Player	Month	GP	Points
Barry Pederson	Jan. 1988	15	5-16-21
Pavel Bure	Nov. 1997	13	8-13-21
<b>Daniel Sedin</b>	<b>Dec. 2010</b>	<b>14</b>	<b>7-13-20</b>
<b>Daniel Sedin</b>	<b>Mar. 2007</b>	<b>15</b>	<b>9-11-20</b>
Alex Mogilny	Jan. 1996	12	11-9-20
Patrik Sundstrom	Oct. 1983	12	7-13-20
<b>Ryan Kesler</b>	<b>Dec. 2010</b>	<b>14</b>	<b>9-10-19</b>
<b>Henrik Sedin</b>	<b>Mar. 2009</b>	<b>15</b>	<b>7-12-19</b>
<b>Henrik Sedin</b>	<b>Mar. 2007</b>	<b>15</b>	<b>2-17-19</b>
Dan Quinn	Feb. 1990	14	13-6-19
Pavel Bure	Jan. 1994	13	13-6-19
Petri Skriko	Nov. 1983	14	10-9-19
Greg Adams	Nov. 1987	14	9-10-19
Todd Bertuzzi	Jan. 2002	14	7-12-19
Barry Pederson	Nov. 1986	14	7-12-19
Stan Smyl	Feb. 1980	12	5-14-19
<b>Daniel Sedin</b>	<b>Mar. 2009</b>	<b>15</b>	<b>5-13-18</b>
<b>Daniel Sedin</b>	<b>Dec. 2006</b>	<b>13</b>	<b>9-9-18</b>
Ivan Hlinka	Nov. 1982	14	8-10-18
Petri Skriko	Jan. 1988	13	8-10-18
Trevor Linden	Dec. 1995	13	7-11-18
Per-Olov Brasar	Mar. 1981	13	6-12-18
Thomas Gradin	Mar. 1982	13	6-12-18
Paul Reinhart	Oct. 1989	13	5-13-18

# ALL-TIME PENALTY SHOTS

## CANUCKS POINT STREAKS

Rank	Player	Date	GP	Points
T-1	Nedved	Nov. 19/92	Dec. 27/92	15 15-9-24
	Bertuzzi	Jan. 3/02	Feb. 4/02	15 7-12-19
3	Rota	Mar. 2/83	Mar. 29/83	14 15-15-30
T-4	Kesler	Feb. 6/10	Mar. 14/10	13 6-9-15
	Smyl	Feb. 27/83	Mar. 23/83	13 8-19-27
	Bure	Jan. 4/93	Jan. 30/93	13 12-10-22
T-6	Burrows	Dec. 31/09	Dec. 13/10	12 13-6-19
	Gradin	Feb. 27/83	Mar. 21/83	12 10-16-26
	Bure	Mar. 9/94	Apr. 1/94	12 16-8-24
	Smyl	Feb. 7/80	Mar. 4/80	12 5-17-22
	Bure	Feb. 8/94	Mar. 4/94	12 11-10-21
	Semenov	Nov. 6/92	Nov. 26/92	12 1-16-17
	Bertuzzi	Jan. 17/03	Feb. 13/03	12 6-8-14
T-12	D. Sedin	Feb. 12/10	Mar. 16/10	11 3-14-17
	Tanti	Oct. 5/83	Oct. 28/83	11 13-10-23
	Kearns	Feb. 27/77	Mar. 20/77	11 1-19-20
	Mogilny	Nov. 3/95	Nov. 23/95	11 9-8-17
	Bubla	Oct. 12/83	Nov. 5/83	11 1-11-12
T-16	D. Sedin	Nov. 24/10	Dec. 18/10	10 4-10-14

Burrows	Jan. 22/11	Feb. 14/11	10	8-4-12
H. Sedin	Dec. 22/09	Jan. 11/10	10	5-15-20
Bure	Nov. 11/97	Dec. 1/97	10	8-8-16
Mogilny	Jan. 22/96	Feb. 9/96	10	9-6-15

## STREAKS TO START SEASON

Rank	Player	Month	GP	Points
1	Tanti	Oct. 5/83	Oct. 28/83	11 13-10-23
2	D. Sedin	Oct. 9/10	Oct. 26/10	9 7-5-12
T-3	Linden	Oct. 9/95	Oct. 25/95	8 5-7-12
	Walton	Oct. 12/77	Oct. 29/77	8 6-6-12
5	Pederson	Oct. 6/88	Oct. 18/88	7 3-4-7
6	H. Sedin	Oct. 9/10	Oct. 19/10	6 0-9-9
7	Boudrias	Oct. 9/74	Oct. 19/74	5 0-9-9
T-8	Ververgaert	Oct. 9/74	Oct. 19/74	5 5-2-7
	Lever	Oct. 9/74	Oct. 19/74	5 3-4-7
T-10	D. Sedin	Oct. 5/07	Oct. 13/07	5 4-3-7
	Tanti	Oct. 11/84	Oct. 18/84	5 4-1-5
	Tannahill	Oct. 7/78	Oct. 17/78	5 2-3-5

## CANUCKS PENALTY SHOTS (Scored on 18 of 44 opportunities)

Player	Date	Goaltender	Result	Score
Andre Boudrias	Mar. 9/73	Roger Crozier	GOAL	BUF 2 @ VAN 5
Ron Sedlbauer	Nov. 19/77	Billy Smith	no goal	VAN 2 @ NYI 9
Ron Sedlbauer	Mar. 7/78	Glenn Resch	no goal	VAN 2 @ NYI 5
Ron Sedlbauer	Mar. 2/79	Greg Inness	no goal	WSH 6 @ VAN 2
Harold Snepsts	Feb. 2/80	Gilles Meloche	GOAL	VAN 5 @ MIN 4
Thomas Gradin	Feb. 11/82	Gilles Gilbert	GOAL	VAN 4 @ DET 4
Ivan Hlinka	Feb. 11/82	Gilles Gilbert	GOAL	VAN 4 @ DET 4
Stan Smyl	Jan. 16/87	Mike Vernon	GOAL	CGY 5 @ VAN 9
Greg Adams	Jan. 7/88	Alain Chevrier	no goal	VAN 6 @ NJ 3
Greg Adams	Jan. 9/89	Alan Bester	no goal	VAN 0 @ TOR 3
Greg Adams	Dec. 10/89	Jacques Cloutier	no goal	VAN 1 @ CHI 7
Gino Odjick	Oct. 19/91	Mike Vernon	GOAL	CGY 2 @ VAN 5
Greg Adams	Dec. 1/91	Bill Ranford	no goal	VAN 0 @ EDM 7
Greg Adams	Jan. 25/92	Curtis Joseph	no goal	VAN 1 @ STL 0
Pavel Bure	Feb. 17/92	John Vanbiesbrouck	no goal	VAN 3 @ NYR 3
Pavel Bure	Feb. 28/92	Rick Tabaracci	GOAL	WPG 3 @ VAN 5
Pavel Bure	Oct. 6/93	Kelly Hrudey	no goal	VAN 5 @ LA 2
Geoff Courtnall	Mar. 21/95	Damian Rhodes	no goal	TOR 1 @ VAN 3
Mike Sillinger	Jan. 14/97	Mark Fitzpatrick	GOAL	FLA 4 @ VAN 4
Pavel Bure	Nov. 12/97	Mike Vernon	GOAL	VAN 5 @ SJ 2
Alex Mogilny	Dec. 1/97	Chris Osgood	GOAL	DET 3 @ VAN 3
Pavel Bure	Jan. 26/98	Nikolai Khabibulin	GOAL	VAN 2 @ PHX 4
Pavel Bure	Feb. 28/98	Damian Rhodes	GOAL	OTT 4 @ VAN 6
Markus Naslund	Dec. 19/98	Mike Dunham	GOAL	NSH 6 @ VAN 4
Andrew Cassels	Nov. 30/99	Patrick Roy	no goal	COL 4 @ VAN 2
Andrew Cassels	Mar. 18/01	Norm MacLachlan	no goal	VAN 5 @ ATL 3
Markus Naslund	Oct. 18/01	Curtis Joseph	GOAL	TOR 6 @ VAN 5
Markus Naslund	Mar. 21/02	Chris Osgood	no goal	VAN 2 @ NYI 3
Daniel Sedin	Jan. 17/04	Jean-Sebastien Giguere	no goal	ANA 2 @ VAN 1
Jarkko Ruutu	Feb. 13/04	Pasi Nurminen	no goal	ATL 4 @ VAN 1
Trevor Linden	Nov. 20/05	Ilya Bryzgalov	GOAL	VAN 3 @ ANA 2
Alex Burrows	Jan. 5/06	Craig Anderson	no goal	VAN 3 @ CHI 2
Jarkko Ruutu	Jan. 5/06	Craig Anderson	GOAL	VAN 3 @ CHI 2
Alex Burrows	Feb. 3/06	Miikka Kiprusoff	no goal	VAN 3 @ CGY 1
Daniel Sedin	Mar. 8/07	Curtis Joseph	no goal	VAN 4 @ PHX 2
Henrik Sedin	Nov. 27/07	Jonas Hiller	no goal	ANA 0 @ VAN 4
Markus Naslund	Feb. 1/08	Tomas Vokoun	no goal	VAN 3 @ FLA 4
Daniel Sedin	Feb. 10/08	Nikolai Khabibulin	no goal	CHI 2 @ VAN 3
Markus Naslund	Mar. 15/08	Marty Turco	no goal	VAN 4 @ DAL 3
Taylor Pyatt	Nov. 12/08	Peter Budaj	GOAL	COL 2 @ VAN 1
Pavol Demitra	Mar. 27/09	Andrew Raycroft	no goal	VAN 4 @ COL 1
Mason Raymond	Jan. 7/10	Ilya Bryzgalov	no goal	PHX 0 @ VAN 4
Henrik Sedin	Nov. 1/10	Martin Brodeur	GOAL	NJ 0 @ VAN 3
Alex Burrows	Mar. 8/11	Ilya Bryzgalov	no goal	VAN 4 @ PHX3(OT)
Daniel Sedin	Mar. 25/11	Chris Mason	no goal	VAN 3 @ ATL 1

# CANUCKS PENALTY SHOTS/SHUTOUTS

## OPPOSITION (Scored on 16 of 45 opportunities)

Player	Date	Goaltender	Result	Score			
P. Andrea	Nov. 5/70	Dunc Wilson	NO GOAL	VAN 4	@	BUF	1
G. Charron	Feb. 29/72	Ed Dyck	NO GOAL	VAN 2	@	DET	8
S. Atkinson	Feb. 1/75	Ken Lockett	goal	WSH 2	@	VAN	5
D. Murdoch	Nov. 3/76	Curt Ridley	goal	NYR 6	@	VAN	1
D. Savard	Jan. 10/82	Richard Brodeur	NO GOAL	VAN 2	@	CHI	3
B. Propp	Jan. 4/83	Ken Elcott	goal	VAN 1	@	PHI	4
W. Gretzky	Jan. 19/83	Richard Brodeur	goal	VAN 4	@	EDM	9
B. Ashton	Dec. 11/88	Kirk McLean	goal	WPG 6	@	VAN	8
J. Nieuwendyk	Dec. 16/88	Steve Weeks	goal	CGY 5	@	VAN	3
M. Donnelly	Nov. 12/92	Kirk McLean	goal	VAN 4	@	LA	7
A. Kovalenko	Dec. 4/93	Kirk McLean	goal	VAN 1	@	QUE	3
B. Gilchrist	Jan. 27/94	Kirk McLean	NO GOAL	DAL 3	@	VAN	2
R. Niedermayer	Mar. 13/97	Corey Hirsch	NO GOAL	VAN 4	@	FLA	5
H. Dominichelli	Feb. 27/98	Arturs Irbe	goal	VAN 4	@	CGY	4
O. Nolan	Dec. 26/98	Garth Snow	NO GOAL	VAN 0	@	SJ	2
M. Rucinsky	Jan. 2/99	Corey Hirsch	NO GOAL	MTL 2	@	VAN	1
P. Kariya	Feb. 20/99	Corey Hirsch	goal	ANA 5	@	VAN	1
M. Sushinsky	Nov. 26/00	Felix Potvin	NO GOAL	VAN 2	@	MIN	4
B. Hull	Jan. 22/01	Felix Potvin	NO GOAL	VAN 1	@	DAL	2
D. Bylsma	Dec. 12/01	Dan Cloutier	NO GOAL	VAN 1	@	ANA	0
S. Roest	Mar. 2/02	Dan Cloutier	goal	MIN 3	@	VAN	6
M. Sillinger	Mar. 14/02	Dan Cloutier	NO GOAL	VAN 5	@	CBJ	1
B. Morrow	Nov. 6/02	Dan Cloutier	goal	VAN 0	@	DAL	4
T. Holmstrom	Jan. 19/03	Dan Cloutier	NO GOAL	VAN 4	@	DET	1
A. Laaksonen	Oct. 18/03	Johan Hedberg	NO GOAL	VAN 2	@	MIN	2
E. Nicklas	Nov. 6/03	Dan Cloutier	NO GOAL	VAN 2	@	STL	3
O. Saprykin	Dec. 26/03	Dan Cloutier	NO GOAL	VAN 2	@	CGY	0
J. Iginla	Jan. 3/04	Alex Auld	NO GOAL	VAN 3	@	CGY	1
A. Laaksonen	Feb. 19/04	Dan Cloutier	goal	VAN 2	@	MIN	6
P. Demitra	Feb. 28/04	Johan Hedberg	NO GOAL	STL 0	@	VAN	2
P.M. Bouchard	Oct. 12/05	Dan Cloutier	goal	VAN 0	@	MIN	6
C. Kobasew	Nov. 7/05	Alex Auld	NO GOAL	VAN 3	@	CGY	4
S. Doan	Nov. 26/05	Alex Auld	NO GOAL	VAN 1	@	PHX	2
R. Nash	Feb. 6/06	Alex Auld	NO GOAL	CBJ 4	@	VAN	7
<b>B. Rolston</b>	<b>Nov. 2/06</b>	<b>Roberto Luongo</b>	<b>goal</b>	<b>VAN 2</b>	<b>@</b>	<b>MIN</b>	<b>5</b>
<b>E. Staal</b>	<b>Dec. 8/06</b>	<b>Roberto Luongo</b>	<b>NO GOAL</b>	<b>CAR 3</b>	<b>@</b>	<b>VAN</b>	<b>4</b>
<b>S. Crosby</b>	<b>Dec. 8/07</b>	<b>Roberto Luongo</b>	<b>NO GOAL</b>	<b>PIT 2</b>	<b>@</b>	<b>VAN</b>	<b>1</b>
<b>M. Nylander</b>	<b>Oct. 13/08</b>	<b>Roberto Luongo</b>	<b>goal</b>	<b>VAN 1</b>	<b>@</b>	<b>WSH</b>	<b>5</b>
<b>S. Gagner</b>	<b>Oct. 25/08</b>	<b>Roberto Luongo</b>	<b>NO GOAL</b>	<b>EDM 3</b>	<b>@</b>	<b>VAN</b>	<b>6</b>
<b>A. Frolov</b>	<b>Oct. 30/08</b>	<b>Roberto Luongo</b>	<b>NO GOAL</b>	<b>VAN 4</b>	<b>@</b>	<b>LA</b>	<b>0</b>
<b>P. Sharp</b>	<b>Mar. 29/09</b>	<b>Roberto Luongo</b>	<b>NO GOAL</b>	<b>VAN 4</b>	<b>@</b>	<b>CHI</b>	<b>0</b>
<b>A. Semin</b>	<b>Dec. 18/09</b>	<b>Roberto Luongo</b>	<b>NO GOAL</b>	<b>WSH 2</b>	<b>@</b>	<b>VAN</b>	<b>3</b>
<b>M. Paajarvi</b>	<b>Dec. 12/10</b>	<b>Roberto Luongo</b>	<b>NO GOAL</b>	<b>VAN 2</b>	<b>@</b>	<b>EDM</b>	<b>1</b>
<b>J. Neal</b>	<b>Dec. 31/10</b>	<b>Cory Schneider</b>	<b>NO GOAL</b>	<b>VAN 4</b>	<b>@</b>	<b>DAL</b>	<b>1</b>
<b>K. Porter</b>	<b>Jan. 18/11</b>	<b>Roberto Luongo</b>	<b>NO GOAL</b>	<b>VAN 3</b>	<b>@</b>	<b>COL</b>	<b>4</b>
<b>T. Hartikainen</b>	<b>Apr. 2/11</b>	<b>Cory Schneider</b>	<b>NO GOAL</b>	<b>EDM 4</b>	<b>@</b>	<b>VAN</b>	<b>1</b>

## CANUCKS SHUTOUTS

No.	Date	Opponent	Score	Goaltender
<b>1971.72</b>				
1	Oct. 27	@ Toronto	0-0	Dunc Wilson
<b>1972.73</b>				
2	Jan. 9	St. Louis	3-0	Dunc Wilson
3	Feb. 16	Atlanta	5-0	Ed Dyck
<b>1973.74</b>				
4	Oct. 23	Atlanta	3-0	Gary Smith
5	Mar. 15	Atlanta	3-0	Gary Smith
6	Mar. 31	California	7-0	Gary Smith
<b>1974.75</b>				
7	Oct. 20	@ NY Rangers	1-0	Gary Smith
8	Oct. 29	Detroit	7-0	Gary Smith
9	Nov. 12	Chicago	1-0	Gary Smith
10	Nov. 30	NY Islanders	3-0	Gary Smith
11	Dec. 10	California	3-0	Gary Smith
12	Feb. 11	Kansas City	4-0	Gary Smith
13	Apr. 1	California	7-0	Ken Lockett
14	Apr. 2	@ California	3-0	Ken Lockett

No.	Date	Opponent	Score	Goaltender
<b>1975.76</b>				
15	Nov. 25	Buffalo	4-0	Gary Smith
16	Feb. 20	Minnesota	7-0	Gary Smith
17	Apr. 2	@ California	5-0	Curt Ridley
<b>1976.77</b>				
18	Mar. 10	Chicago	5-0	Cesare Maniago
<b>1977.78</b>				
19	Nov. 20	@ NY Rangers	3-0	Cesare Maniago
<b>1978.79</b>				
20	Nov. 1	@ Chicago	1-0	Glen Hanlon
21	Dec. 5	Atlanta	3-0	Glen Hanlon
22	Dec. 23	Los Angeles	2-0	Glen Hanlon
23	Feb. 22	Colorado	3-0	Gary Bromley
24	Mar. 31	@ Colorado	2-0	Gary Bromley
<b>1979.80</b>				
25	Apr. 1	Edmonton	5-0	Gary Bromley



No.	Date	Opponent	Score	Goaltender
<b>1980.81</b>				
26	Mar. 1	Hartford	3-0	Glen Hanlon
<b>1981.82</b>				
27	Oct. 28	Washington	3-0	Richard Brodeur
28	Dec. 2	Minnesota	5-0	Glen Hanlon
29	Mar. 28	Winnipeg	5-0	Rick Heinz
30	Apr. 3	@ Los Angeles	6-0	Richard Brodeur
<b>1982.83</b>				
31	Mar. 2	@ Winnipeg	3-0	John Garrett
<b>1983.84</b>				
32	Jan. 15	Hartford	5-0	Frank Caprice
33	Jan. 27	Philadelphia	4-0	Richard Brodeur
<b>1985.86</b>				
34	Oct. 23	@ Detroit	5-0	Richard Brodeur
35	Nov. 11	Detroit	5-0	Richard Brodeur
<b>1986.87</b>				
36	Nov. 18	Calgary	5-0	Richard Brodeur
<b>1987.88</b>				
37	Feb. 17	Pittsburgh	5-0	Kirk McLean
<b>1988.89</b>				
38	Oct. 19	@ New Jersey	4-0	Kirk McLean
39	Feb. 21	St. Louis	2-0	Kirk McLean
40	Mar. 8	Winnipeg	3-0	Kirk McLean
41	Mar. 16	Edmonton	3-0	Kirk McLean
<b>1990.91</b>				
42	Oct. 12	St. Louis	4-0	Troy Gamble
<b>1991.92</b>				
43	Nov. 10	NY Islanders	6-0	Kirk McLean
44	Nov. 16	San Jose	1-0	Kirk McLean
45	Dec. 4	@ Montreal	3-0	Kirk McLean
46	Jan. 25	@ St. Louis	1-0 OT	Kirk McLean
47	Mar. 1	Calgary	11-0	Kirk McLean
<b>1992.93</b>				
48	Nov. 21	Edmonton	9-0	Kirk McLean
49	Dec. 31	Los Angeles	4-0	Kirk McLean
50	Jan. 4	Tampa Bay	7-0	Kirk McLean
51	Apr. 4	@ Ottawa	3-0	Kay Whitmore
<b>1993.94</b>				
52	Nov. 10	Los Angeles	4-0	Kirk McLean
53	Nov. 16	St. Louis	3-0	Kirk McLean
54	Mar. 3	St. Louis	4-0	Kirk McLean
<b>1994.95</b>				
55	Apr. 11	Anaheim	5-0	Kirk McLean
<b>1995.96</b>				
56	Jan. 15	@ Boston	6-0	Corey Hirsch
57	Mar. 3	@ Buffalo	3-0	Kirk McLean
58	Apr. 13	Calgary	5-0	Kirk McLean
<b>1996.97</b>				
59	Nov. 14	@ New Jersey	3-0	Mike Fountain
60	Nov. 19	Dallas	2-0	Corey Hirsch
61	Dec. 15	@ St. Louis	8-0	Corey Hirsch
<b>1997.98</b>				
62	Oct. 13	Edmonton	3-0	Kirk McLean
63	Dec. 15	Los Angeles	7-0	Arturs Irbe
64	Dec. 18	@ San Jose	0-0 OT	Arturs Irbe
<b>1998.99</b>				
65	Oct. 23	@ Florida	5-0	Garth Snow
66	Nov. 19	@ Colorado	5-0	Garth Snow
67	Jan. 10	Dallas	2-0	Corey Hirsch
68	Feb. 26	Carolina	1-0	Garth Snow
69	Mar. 11	@ Phoenix	3-0	Garth Snow
70	Mar. 29	Phoenix	1-0	Garth Snow
71	Apr. 12	@ Calgary	2-0	Garth Snow
<b>1999.00</b>				
72	Oct. 24	@ NY Rangers	3-0	Kevin Weekes

No.	Date	Opponent	Score	Goaltender
<b>2000.01</b>				
73	Oct. 14	Buffalo	4-0	Felix Potvin
74	Feb. 8	San Jose	0-0	Bob Essensa
<b>2001.02</b>				
75	Oct. 13	Colorado	4-0	Dan Cloutier
76	Nov. 1	Montreal	4-0	Dan Cloutier
77	Nov. 11	@ Minnesota	5-0	Dan Cloutier
78	Dec. 12	@ Anaheim	1-0	Dan Cloutier
79	Dec. 15	Detroit	3-0	Dan Cloutier
80	Jan. 26	@ Calgary	2-0	Peter Skudra
81	Mar. 12	@ Nashville	5-0	Dan Cloutier
82	Mar. 26	Los Angeles	4-0	Dan Cloutier
<b>2002.03</b>				
83	Oct. 10	@ Calgary	3-0	Dan Cloutier
84	Jan. 26	Phoenix	1-0	Peter Skudra
85	Feb. 25	Atlanta	8-0	Dan Cloutier
86	Mar. 23	Washington	6-0	Alex Auld
<b>2003.04</b>				
87	Oct. 11	Edmonton	3-0	Johan Hedberg
88	Dec. 20	@ Edmonton	3-0	Dan Cloutier
89	Dec. 26	@ Calgary	2-0	Dan Cloutier
90	Feb. 5	@ New Jersey	4-0	Dan Cloutier
91	Feb. 16	@ Colorado	1-0	Dan Cloutier
92	Feb. 28	St. Louis	2-0	Johan Hedberg
93	Mar. 6	@ Columbus	4-0	Johan Hedberg
94	Mar. 24	Los Angeles	1-0	Dan Cloutier
<b>2004.05</b>				
Work stoppage				
<b>2006.07</b>				
95	Oct. 25	@ Chicago	5-0	<b>Roberto Luongo</b>
96	Nov. 28	Columbus	1-0	<b>Roberto Luongo</b>
97	Jan. 16	@ Montreal	4-0	<b>Roberto Luongo</b>
98	Mar. 21	Nashville	2-0	<b>Roberto Luongo</b>
99	Mar. 27	@ Colorado	3-0	<b>Roberto Luongo</b>
<b>2007.08</b>				
100	Nov. 14	@ Edmonton	0-1	<b>Roberto Luongo</b>
101	Nov. 25	Chicago	2-0	<b>Roberto Luongo</b>
102	Nov. 27	Anaheim	4-0	<b>Roberto Luongo</b>
103	Nov. 29	Columbus	2-0	<b>Roberto Luongo</b>
104	Dec. 18	New Jersey	5-0	<b>Roberto Luongo</b>
105	Jan. 3	NY Rangers	3-0	<b>Roberto Luongo</b>
<b>2008.09</b>				
106	Oct. 9	Calgary	6-0	<b>Roberto Luongo</b>
107	Oct. 30	@ Los Angeles	4-0	<b>Roberto Luongo</b>
108	Nov. 4	Nashville	4-0	<b>Roberto Luongo</b>
109	Nov. 6	Phoenix	1-0	<b>Roberto Luongo</b>
110	Nov. 8	Minnesota	2-0	<b>Roberto Luongo</b>
111	Dec. 28	Ottawa	3-0	Curtis Sanford
112	Mar. 19	St. Louis	3-0	<b>Roberto Luongo</b>
113	Mar. 29	@ Chicago	4-0	<b>Roberto Luongo</b>
114	Apr. 9	Los Angeles	1-0	<b>Roberto Luongo</b>
115	Apr. 11	@ Colorado	1-0	<b>Roberto Luongo</b>
<b>2009.10</b>				
116	Oct. 25	Edmonton	2-0	<b>Roberto Luongo</b>
117	Nov. 1	Colorado	3-0	Andrew Raycroft
118	Dec. 3	@ Philadelphia	3-0	<b>Roberto Luongo</b>
119	Jan. 7	Phoenix	4-0	<b>Roberto Luongo</b>
120	Feb. 11	@ Florida	3-0	<b>Roberto Luongo</b>
<b>2010.11</b>				
121	Nov. 1	New Jersey	3-0	<b>Roberto Luongo</b>
122	Dec. 3	@ Chicago	3-0	<b>Roberto Luongo</b>
123	Feb. 2	@ Phoenix	6-0	<b>Roberto Luongo</b>
124	Mar. 6	@ Anaheim	3-0	<b>Cory Schneider</b>
125	Apr. 7	Minnesota	5-0	<b>Roberto Luongo</b>

No shutouts were recorded by the Canucks in the following seasons: 1970.71, 1984.85, 1989.90 and 2005.06.

# OPPONENT SHUTOUTS

## OPPONENT SHUTOUTS

**No. Date Opponent Score Goaltender**

### 1971.72

1	Oct. 20	@ Minnesota	0-7	Cesare Maniago
2	Oct. 22	Montreal	0-6	Ken Dryden
3	Oct. 27	@ Toronto	0-0	Bernie Parent
4	Nov. 17	@ Chicago	0-3	Tony Esposito
5	Nov. 18	@ Boston	0-5	Ed Johnston
6	Dec. 4	@ Montreal	0-7	Ken Dryden
7	Dec. 22	@ Detroit	0-3	Al Smith
8	Jan. 20	@ Buffalo	0-1	Roger Crozier
9	Jan. 27	@ Chicago	0-4	Tony Esposito
10	Jan. 30	California	0-2	Gilles Meloche
11	Feb. 24	@ Detroit	0-2	Al Smith
12	Mar. 4	@ Montreal	0-5	Ken Dryden

### 1972.73

13	Oct. 19	@ Buffalo	0-6	Roger Crozier
14	Oct. 24	Pittsburgh	0-4	Denis Herron
15	Jan. 14	Montreal	0-3	Wayne Thomas
16	Jan. 19	Los Angeles	0-4	Gary Edwards
17	Mar. 22	@ Philadelphia	0-9	Doug Favell

### 1973.74

18	Oct. 17	@ Chicago	0-5	Tony Esposito
19	Nov. 9	Chicago	0-4	Tony Esposito
20	Nov. 25	@ NY Rangers	0-5	Ed Giacomini
21	Dec. 7	Atlanta	0-2	Dan Bouchard
22	Mar. 23	@ Los Angeles	0-5	Gary Edwards

### 1974.75

23	Jan. 1	Philadelphia	0-2	Bernie Parent
24	Mar. 19	@ NY Rangers	0-3	Ed Giacomini

### 1975.76

25	Oct. 12	@ Chicago	0-3	Tony Esposito
----	---------	-----------	-----	---------------

### 1976.77

26	Oct. 9	@ Montreal	0-3	Ken Dryden
27	Oct. 20	@ Buffalo	0-4	Gerry Desjardins
28	Nov. 13	Toronto	0-3	Mike Palmateer
29	Jan. 19	Pittsburgh	0-3	Dunc Wilson
30	Feb. 9	@ Montreal	0-6	Ken Dryden
31	Feb. 21	St. Louis	0-4	Eddie Johnston
32	Feb. 26	@ Minnesota	0-3	Pete Lopresti

### 1977.78

33	Nov. 29	Philadelphia	0-3	Bernie Parent
34	Dec. 11	@ Buffalo	0-3	Don Edwards

### 1978.79

35	Nov. 12	Philadelphia	0-4	Bernie Parent
36	Dec. 30	@ Los Angeles	0-4	Mario Lessard
37	Jan. 2	@ NY Islanders	0-9	Chico Resch
38	Jan. 6	@ Montreal	0-2	Ken Dryden
39	Jan. 24	Chicago	0-5	Tony Esposito
40	Feb. 26	@ Los Angeles	0-2	Mario Lessard
41	Mar. 7	@ Toronto	0-2	Mike Palmateer
42	Mar. 29	@ Philadelphia	0-5	Robbie Moore

### 1979.80

43	Oct. 20	@ Toronto	0-2	Mike Palmateer
44	Jan. 8	@ NY Islanders	0-3	Chico Resch
45	Feb. 3	@ Buffalo	0-3	Bob Sauve

### 1981.82

46	Dec. 19	@ St. Louis	0-5	Mike Liut
----	---------	-------------	-----	-----------

### 1982.83

47	Feb. 24	@ Los Angeles	0-8	Markus Mattsson
----	---------	---------------	-----	-----------------

### 1983.84

48	Jan. 7	@ Minnesota	0-2	Gilles Meloche
49	Jan. 8	@ Chicago	0-2	Murray Bannerman
50	Jan. 10	@ St. Louis	0-2	Mike Liut

**No. Date Opponent Score Goaltender**

### 1984.85

51	Oct. 30	@ Edmonton	0-7	Andy Moog
52	Nov. 17	@ Edmonton	0-7	Grant Fuhr
53	Jan. 2	@ NY Rangers	0-6	John Vanbiesbrouck
54	Feb. 6	@ St. Louis	0-4	Mike Liut
55	Mar. 2	@ Boston	0-5	Pete Peeters

### 1985.86

62	Jan. 14	@ Los Angeles	0-4	Roland Melanson
63	Jan. 23	Pittsburgh	0-6	Meloche/Romano
64	Feb. 24	@ Calgary	0-2	Reggie Lemelin

### 1986.87

62	Jan. 14	@ Los Angeles	0-4	Roland Melanson
63	Jan. 23	Pittsburgh	0-6	Meloche/Romano
64	Feb. 24	@ Calgary	0-2	Reggie Lemelin

### 1987.88

65	Feb. 19	Toronto	0-5	Ken Wregget
66	Feb. 28	Los Angeles	0-2	Glenn Healy

### 1988.89

67	Dec. 15	@ Calgary	0-2	Rick Wamsley
68	Jan. 1	Montreal	0-4	Patrick Roy
69	Jan. 9	@ Toronto	0-3	Allan Bester
70	Mar. 5	@ Washington	0-3	Don Beaupre

### 1989.90

71	Jan. 16	@ NY Islanders	0-3	Glenn Healy
72	Mar. 13	Hartford	0-1	Peter Sidorkiewicz

### 1990.91

73	Oct. 23	@ Detroit	0-6	Tim Cheveldae
74	Nov. 11	@ Philadelphia	0-2	Pete Peeters
75	Jan. 28	Chicago	0-1	Ed Belfour
76	Feb. 10	@ New Jersey	0-2	Chris Terreri
77	Mar. 3	@ Chicago	0-8	Ed Belfour

### 1991.92

78	Dec. 1	@ Edmonton	0-7	Bill Ranford
79	Dec. 3	@ Quebec	0-3	Ron Tugnutt

### 1992.93

80	Feb. 15	@ Los Angeles	0-3	Kelly Hrudey
----	---------	---------------	-----	--------------

### 1993.94

81	Feb. 4	@ Anaheim	0-3	Guy Herbert
----	--------	-----------	-----	-------------

### 1994.95

82	Mar. 26	@ Calgary	0-2	Trevor Kidd
----	---------	-----------	-----	-------------

### 1995.96

83	Dec. 23	Detroit	0-1	Mike Vernon
84	Jan. 16	@ Hartford	0-3	Sean Burke
85	Mar. 12	@ Washington	0-9	Jim Carey
86	Mar. 15	@ Ottawa	0-2	Damien Rhodes
87	Mar. 23	Calgary	0-4	Trevor Kidd
88	Apr. 8	@ Anaheim	0-2	Guy Hebert

### 1996.97

89	Oct. 6	@ Edmonton	0-2	Curtis Joseph
90	Dec. 23	Edmonton	0-7	Bob Essensa
91	Jan. 25	@ Phoenix	0-4	Nikolai Khabibulin
92	Feb. 1	@ Calgary	0-3	Trevor Kidd
93	Feb. 22	@ Los Angeles	0-4	Stephane Fiset
94	Mar. 1	Los Angeles	0-3	Stephane Fiset

### 1997.98

95	Oct. 17	Boston	0-2	Jim Carey
96	Oct. 29	@ Chicago	0-3	Chris Terreri
97	Dec. 19	@ San Jose	0-0	Mike Vernon
100	Dec. 21	Chicago	0-5	Jeff Hackett
101	Dec. 31	Philadelphia	0-8	Ron Hextall
102	Jan. 14	@ Detroit	0-4	Chris Osgood
103	Mar. 9	St. Louis	0-4	Jamie McLennan
104	Apr. 15	Los Angeles	0-2	Jamie Storr

Player	Date	Opponent	Goaltender
--------	------	----------	------------

**1998.99**

105	Dec. 12	@ Los Angeles	0-3	Stephane Fiset
106	Dec. 26	@ San Jose	0-2	Steve Shields
107	Dec. 27	@ Edmonton	0-3	M. Shatalenkov
108	Jan. 4	@ St. Louis	0-4	Jamie McLennan
109	Feb. 1	Ottawa	0-1	Ron Tugnutt
110	Feb. 17	@ Chicago	0-4	Jocelyn Thibault
111	Feb. 28	Buffalo	0-2	Dwayne Roloson
112	Apr. 2	San Jose	0-7	Steve Shields

**1999.00**

113	Dec. 26	Calgary	0-2	Fred Brathwaite
114	Feb. 14	@ Pittsburgh	0-3	J.S. Aubin
115	Mar. 11	@ Phoenix	0-5	Sean Burke

**2000.01**

116	Nov. 9	@ Los Angeles	0-2	Jamie Storr
117	Dec. 29	@ Calgary	0-5	Fred Brathwaite
118	Jan. 3	@ Chicago	0-6	Jocelyn Thibault
119	Jan. 20	@ St. Louis	0-3	Roman Turek
120	Feb. 8	San Jose	0-0	Steve Shields
121	Feb. 24	@ Ottawa	0-3	Patrick Lalime
122	Mar. 23	@ New Jersey	0-4	J. Vanbiesbroeck

**2001.02**

123	Nov. 20	@ Ottawa	0-3	Patrick Lalime
124	Mar. 9	@ San Jose	0-2	Miikka Kiprusoff
125	Mar. 24	Edmonton	0-2	Tommy Salo

**2002.03**

126	Nov. 6	@ Dallas	0-4	Marty Turco
127	Jan. 11	@ San Jose	0-3	Miikka Kiprusoff
128	Mar. 4	@ Philadelphia	0-3	R. Cechmanek
129	Mar. 15	Toronto	0-1	Ed Belfour
130	Apr. 6	Los Angeles	0-2	Jamie Storr

**2003.04**

131	Nov. 11	@ Minnesota	0-1	Dwayne Roloson
132	Mar. 18	@ Dallas	0-3	Marty Turco

**2004.05**

Work stoppage

**2005.06**

133	Oct. 12	@ Minnesota	0-6	Dwayne Roloson
134	Nov. 5	@ Calgary	0-1	Miikka Kiprusoff
135	Jan. 13	@ New Jersey	0-3	Martin Brodeur
136	Jan. 23	@ St. Louis	0-4	Curtis Sanford
137	Mar. 14	@ Nashville	0-5	Tomas Vokoun
138	Apr. 3	@ Los Angeles	0-1	Mathieu Garon

**2006.07**

139	Nov. 9	Anaheim	0-6	J.S. Giguere
140	Nov. 23	@ Nashville	0-6	Tomas Vokoun
141	Dec. 4	Edmonton	0-4	Dwayne Roloson
142	Dec. 21	@ Boston	0-2	Tim Thomas
143	Feb. 7	Chicago	0-3	Patrick Lalime

**2007.08**

144	Nov. 1	Nashville	0-3	Dan Ellis
145	Nov. 14	Edmonton	0-1	Mathieu Garon
146	Mar. 13	@ Phoenix	0-2	Ilja Bryzgalov
147	Mar. 28	@ Minnesota	0-4	Niklas Backstrom

**2008.09**

148	Oct. 28	Boston	0-1	Tim Thomas
149	Dec. 13	Edmonton	0-3	Dwayne Roloson
150	Dec. 23	@ San Jose	0-5	Evgeni Nabokov
151	Feb. 24	@ Montreal	0-3	Jaroslav Halak

**2009.10**

152	Oct. 3	@ Colorado	0-3	Craig Anderson
153	Nov. 22	Chicago	0-1	Antti Niemi

**2010.11**

154	Nov. 9	@ Montreal	0-2	Carey Price
155	Jan. 13	@ NY Rangers	0-1	Henrik Lundqvist
156	Jan. 16	@ Minnesota	0-4	Anton Khudobin
157	Mar. 3	Nashville	0-3	Pekka Rinne
158	Apr. 5	@ Edmonton	0-2	Devan Dubnyk

No shutouts were recorded by Opponents in the following seasons: 1970.71 and 1980.81.

## HAT TRICKS

Player	Date	Opponent	Goaltender
--------	------	----------	------------

**1970.71**

Orland Kurtenbach	Dec. 12	California	Gary Smith
Rosaire Paiement (4)	Feb. 9	Buffalo	Roger Crozier
Rosaire Paiement	Feb. 16	Boston	Gerry Cheevers
Wayne Maki	Mar. 28	California	Gary Smith (1) Chris Worthy (2)

**1971.72**

Andre Boudrias	Jan. 22	NY Rangers	Gilles Villemure
----------------	---------	------------	------------------

**1972.73**

Bobby Schmautz	Nov. 17	L.A.	Gary Edwards (1) Rogie Vachon (2)
Bobby Schmautz (4)	Nov. 19	Buffalo	Dave Dryden
Don Tannahill	Dec. 26	California	Gilles Meloche
Bobby Schmautz (4)	Dec. 30	NY Islanders	Billy Smith
Andre Boudrias	Jan. 16	Toronto	Jacques Plante
Bobby Lalonde	Mar. 17	Pittsburgh	Andy Brown (2)

Cam Newton (1)			
Don Tannahill	Mar. 25	Toronto	Gord McRae

**1973.74**

Bobby Schmautz	Oct. 26	Detroit	Terry Richardson
Don Lever	Mar. 31	California	Gilles Meloche

**1974.75**

Chris Oddleifson	Dec. 6	Atlanta	Dan Bouchard
Don Lever	Feb. 1	Washington	Ron Low
John Gould	Feb. 21	NY Islanders	Billy Smith
Gerry O'Flaherty	Mar. 21	Atlanta	Dan Bouchard

**1975.76**

Ron Sedlbauer	Nov. 8	Boston	Dave Reece
John Gould	Nov. 11	Toronto	Gord McRae
Garry Monahan	Jan. 23	Minnesota	Cesare Maniago

**1976.77**

Rick Blight (4)	Oct. 6	Pittsburgh	Gord Laxton
-----------------	--------	------------	-------------

**1977.78**

Jere Gillis	Nov. 9	St. Louis	Ed Johnston
Mike Walton	Nov. 15	Cleveland	Gilles Meloche

**1978.79**

Ron Sedlbauer	Nov. 28	St. Louis	Phil Myre
---------------	---------	-----------	-----------

**1979.80**

Stan Smyl	Mar. 7	Atlanta	Pat Riggan
Ivan Boldirev	Mar. 30	Minnesota	Gilles Meloche

**1980.81**

Stan Smyl	Oct. 12	Quebec	Michel Dion
Stan Smyl	Dec. 19	Pittsburgh	Rob Holland (2) Greg Millen (1)

Thomas Gradin	Mar. 4	Toronto	Jim Rutherford
---------------	--------	---------	----------------

**1981.82**

Thomas Gradin	Oct. 9	Edmonton	Andy Moog
Stan Smyl	Oct. 31	Philadelphia	Pete Peeters
Thomas Gradin	Nov. 8	Winnipeg	Doug Soetaert
Ivan Boldirev	Nov. 15	Calgary	Reggie Lemelin (2) Pat Riggan (1)

Stan Smyl	Jan. 27	Buffalo	Don Edwards
Darcy Rota	Mar. 18	Montreal	Denis Herron

**1982.83**

Patrik Sundstrom	Dec. 9	Minnesota	Gilles Meloche (1) Don Beaupre (2)
------------------	--------	-----------	---------------------------------------

Darcy Rota	Jan. 6	Hartford	Greg Millen
Darcy Rota	Mar. 12	Buffalo	Phil Myre
Thomas Gradin	Mar. 16	Edmonton	Andy Moog

**1983.84**

Darcy Rota	Nov. 30	Hartford	Greg Millen
Tony Tanti	Jan. 15	Hartford	Greg Millen
Tiger Williams	Jan. 20	Winnipeg	Mike Veisor
Patrik Sundstrom	Feb. 9	Montreal	Rick Wamsley (2) Richard Sevigny (1)

# HAT TRICKS

No.	Date	Opponent	Score	Goaltender
<b>1984.85</b>				
Tony Tanti	Jan. 30	Montreal		Steve Penney
<b>1985.86</b>				
Tony Tanti	Nov. 13	Pittsburgh	Roberto Romano	
Petri Skriko	Nov. 19	Detroit	Greg Stefan	
Tony Tanti	Jan. 21	New Jersey	Craig Billington	
<b>1986.87</b>				
Petri Skriko	Nov. 18	Calgary	Mike Vernon	
Petri Skriko (4)	Nov. 21	NY Rangers	John Vanbiesbrouck	
Petri Skriko	Nov. 26	Los Angeles	Roland Melanson	
Stan Smyl	Dec. 14	Chicago	M. Bannerman (2)	
			Bob Sauve (1)	
Tony Tanti	Jan. 19	Winnipeg	D. Berthiaume (2)	
			Steve Penney (1)	
Petri Skriko	Mar. 6	Montreal	Patrick Roy	
Tony Tanti	Mar. 20	Winnipeg	Pokey Reddick	
Stan Smyl	Apr. 3	Winnipeg	Pokey Reddick	
<b>1987.88</b>				
Greg Adams (4)	Oct. 8	St. Louis	Greg Millen	
Tony Tanti (4)	Jan. 13	Winnipeg	Steve Penney	
Tony Tanti	Jan. 30	Calgary	Mike Vernon	
Tony Tanti	Mar. 13	Buffalo	Tom Barrasso	
<b>1988.89</b>				
Greg Adams	Oct. 12	Edmonton	Grant Fuhr	
Trevor Linden	Nov. 17	Minnesota	Jon Casey (2)	
			Kari Takko (1)	
Trevor Linden	Nov. 22	Buffalo	Daren Puppa (2)	
			Empty Net (1)	
Tony Tanti	Jan. 7	Pittsburgh	Tom Barrasso	
Jim Sandlak	Mar. 26	Winnipeg	Bob Essensa	
<b>1989.90</b>				
Rich Sutter	Oct. 20	New Jersey	Chris Terreri	
Dan Quinn	Feb. 24	Los Angeles	Kelly Hrudey	
<b>1990.91</b>				
Trevor Linden	Dec. 20	Edmonton	Kari Takko	
<b>1991.92</b>				
Igor Larionov	Nov. 3	Edmonton	Bill Ranford (2)	
			Peter Ing (1)	
Dave Babych	Nov. 22	Calgary	Mike Vernon	
Greg Adams	Dec. 4	Montreal	Patrick Roy	
Igor Larionov	Dec. 28	San Jose	Jeff Hackett	
<b>1992.93</b>				
Pavel Bure (4)	Oct. 12	Winnipeg	Bob Essensa	
Pavel Bure	Jan. 13	Calgary	Jeff Reese	
Cliff Ronning	Apr. 15	Los Angeles	Robb Stauber (2)	
			Kelly Hrudey (1)	
<b>1993.94</b>				
Pavel Bure	Jan. 24	Edmonton	Bill Ranford	
Pavel Bure	Mar. 11	Winnipeg	Tim Cheveldae	
Pavel Bure	Mar. 27	Los Angeles	Robb Stauber	
<b>1994.95</b>				
Pavel Bure	Apr. 11	Anaheim	Guy Hebert	
Russ Courtnall	Apr. 22	Edmonton	Bill Ranford	
<b>1995.96</b>				
Alex Mogilny	Oct. 14	San Jose	Wade Flaherty	
Cliff Ronning	Dec. 1	San Jose	Chris Terreri	
Alex Mogilny	Dec. 22	Anaheim	Mikhail Shtalenkov	
Alex Mogilny	Jan. 6	Tampa Bay	Darren Puppa	
Russ Courtnall	Mar. 6	Buffalo	Dominik Hasek	
Trevor Linden	Mar. 9	Colorado	Stephane Fiset	
Markus Naslund	Apr. 13	Calgary	Rick Tabaracci	
<b>1996.97</b>				
Alex Mogilny	Dec. 15	St. Louis	Grant Fuhr	
Martin Gelinac	Feb. 6	Detroit	Chris Osgood	
Martin Gelinac (4)	Feb. 27	Phoenix	Nikolai Khabibulin	

No.	Date	Opponent	Score	Goaltender
<b>1997.98</b>				
Pavel Bure	Oct. 21	Dallas	Eddie Belfour	
Pavel Bure	Dec. 6	Colorado	Patrick Roy	
Pavel Bure	Dec. 15	Los Angeles	Frederic Chabot (1)	
			Stephane Fiset (2)	
<b>1998.99</b>				
Markus Naslund	Dec. 4	Dallas	Eddie Belfour	
<b>2000.01</b>				
Andrew Cassels	Nov. 8	Anaheim	Guy Hebert (1)	
			Dominic Roussel (2)	
Harold Druken	Dec. 8	San Jose	Evgeni Nabokov (1)	
			Steve Shields (2)	
Todd Bertuzzi	Dec. 30	San Jose	Evgeni Nabokov	
Markus Naslund	Jan. 14	Calgary	Mike Vernon (2)	
			Fred Brathwaite (1)	
<b>2001.02</b>				
Markus Naslund	Oct. 18	Toronto	Curtis Joseph	
Markus Naslund	Jan. 28	Nashville	Mike Dunham (2)	
			Tomas Vokoun (1)	
Todd Bertuzzi	Mar. 19	NY Rangers	Dan Blackburn (2)	
			Empty Net (1)	
Markus Naslund	Apr. 11	Los Angeles	Felix Potvin	
<b>2002.03</b>				
Markus Naslund	Oct. 21	San Jose	Mikikka Kiprusoff (2)	
			Vesa Toskala (1)	
Markus Naslund (4)	Dec. 14	Edmonton	Dan Blackburn (2)	
Todd Bertuzzi	Mar. 17	Dallas	Tommy Salo	
			Ron Tugnutt	
<b>2003.04</b>				
Brendan Morrison	Nov. 29	Calgary	Jamie McLennan	
Markus Naslund (4)	Dec. 9	Pittsburgh	Marc Andre Fleury	
<b>Daniel Sedin (4)</b>	Feb. 24	Detroit	Manny Legace (3)	
			Empty Net (1)	
<b>2004.05</b>				
Work stoppage				
<b>2005.06</b>				
Todd Bertuzzi	Nov. 13	Detroit	Manny Legace	
Todd Bertuzzi	Jan. 14	NY Islanders	Rick DiPietro (2)	
			Wade Dubielewicz (2)	
<b>Alex Burrows</b>	Mar. 27	Los Angeles	Mathieu Garon	
<b>2006.07</b>				
<b>Daniel Sedin</b>	Feb. 6	Edmonton	Dwayne Roloson (2)	
			Empty Net (1)	
<b>2007.08</b>				
Markus Naslund	Nov. 21	Minnesota	Josh Harding	
<b>2009.10</b>				
<b>Henrik Sedin</b>	Nov. 14	Colorado	Craig Anderson (2)	
			Peter Budaj (1)	
<b>Daniel Sedin</b>	Dec. 10	Atlanta	Ondrej Pavelec	
<b>Mason Raymond</b>	Dec. 27	Calgary	Mikikka Kiprusoff (2)	
			Curtis McElhinney (1)	
<b>Alex Burrows</b>	Jan. 5	Columbus	Steve Mason (2)	
			Mathieu Garon (1)	
<b>Alex Burrows</b>	Jan. 7	Phoenix	Ilya Bryzgalov	
<b>Mikael Samuelsson</b>	Mar. 9	Colorado	Craig Anderson	
Michael Grabner	Apr. 2	Anaheim	Curtis McElhinney	
<b>Daniel Sedin</b>	Apr. 10	Calgary	Mikikka Kiprusoff	
<b>2010.11</b>				
Raffi Torres	Nov. 2	Edmonton	Nikolai Khabibulin	
<b>Mason Raymond</b>	Dec. 1	Calgary	Mikikka Kiprusoff	
<b>Ryan Kesler</b>	Dec. 15	Columbus	Mathieu Garon	
<b>Ryan Kesler</b>	Jan. 7	Edmonton	Nikolai Khabibulin	
<b>Ryan Kesler</b>	Apr. 7	Minnesota	Niklas Backstrom	

No hat tricks were recorded in the following season:  
1999.00, 2008.09

## SEASON

### POINTS

Most Overall	117	2010.11
Most Home	63	2009.10
Most Road	58	2010.11
Fewest Overall	48	1971.72, 1994.95
Fewest Home	32	1976.77
	26	1994.95*
Fewest Road	15	1971.72, 1972.73

### WINS

Most Overall	54	2010.11
Most Home	30	2009.10
Most Road	27	2010.11
Fewest Overall	20	1971.72, 1977.78
	18	1994.95*
Fewest Home	13	1976.77, 1977.78, 1989.90
	10	1994.95*
Fewest Road	5	1972.73

### LOSSES

Most Overall	50	1971.72
Most Home	22	1997.98
Most Road	30	1971.72
Fewest	24	2002.03
	18	1994.95*
Fewest Home	8	1981.82
	8	1994.95*
Fewest Road	10	2010.11, 2002.03, 1994.95*

### TIES

Most Overall	20	1980.81
Most Home	12	1977.78, 1981.82
Fewest Overall	3	1993.94
Fewest Home	3	1993.94

### OVERTIME

Most Games	28	1999.00
Most Wins	12	2006.07
Most Losses	9	1999.00

### SHOOTOUT

Most Games	14	2007.08
Most Wins	5	2007.08
		2006.07
Most Losses	9	2007.08

### GOALS

Most For	346	1992.93
Fewest For	192	1998.99
	153	1994.95*
Most Against	401	1984.85
Fewest Against	185	2010.11
	148	1994.95*

### POWER PLAY GOALS

Most For	90	1982.83, 1983.84
Fewest For	47	1972.73
	47	1994.95*
Most Against	89	1984.85
Fewest Against	45	2010.11
	39	1994.95*

### SHORTHANDED GOALS

Most For	19	1997.98
Fewest For	1	1978.79
Most Against	18	1987.88
Fewest Against	5	2008.09
	5	1974.75

### SHUTOUTS

Most	10	2008.09
Fewest	0	1970.71, 1984.85, 1989.90, 2005.06
Most Against	12	1971.72
Fewest Against	0	1970.71

## PENALTIES (IN MINUTES)

Most For	2,326	1992.93
Fewest For	943	1972.73

## HAT TRICKS

Most	8	2009.10
Alex Burrows (2), Michael Grabner, Mason Raymond, Mikael Samuelsson, Daniel Sedin (2), Henrik Sedin		
	8	1986.87
Petri Skriko (4), Stan Smyl (2), Tony Tanti (2)		

## 20-GOAL SCORERS

Most	8	1980.81
Dave Williams (35), Bobby Schmautz (27), Ivan Boldirev (26), Curt Fraser (25), Darcy Rota (25), Stan Smyl (25), Per-Olov Brasar (22), Thomas Gradin (21)		
	8	1984.85
Tony Tanti (39), Stan Smyl (27), Patrik Sundstrom (25), Peter McNab (23), Thomas Gradin (22), Moe Lemay (21), Cam Neely (21), Petri Skriko (21)		

## 30-GOAL SCORERS

Most	4	1992.93
Pavel Bure (60), Petr Nedved (38), Trevor Linden (33), Geoff Courtnall (31)		

## 80-POINT SCORERS

Most	3	1982.83
Stan Smyl (88), Thomas Gradin (86), Darcy Rota (81)		

## LONGEST WIN STREAK

Overall	10	Nov. 9-30/02
Home	11	Feb. 3-Mar. 19/09
Road	9	Mar. 5/11-Mar. 29/11

## LONGEST UNDEFEATED STREAK

Overall	14	Jan. 26-Feb. 25/03 (10-0-4-0)
Home	18	Nov. 4/92-Jan. 16/93 (16-0-2-0)
Road	9	Feb. 4-Mar. 3/03 (6-0-3-0)

## LONGEST LOSING STREAK

Overall	10	Oct. 23/97-Nov. 11/97
Home	6	Dec. 18/70-Jan. 20/71
Road	12	Nov. 28/81-Feb. 6/82

## LONGEST WINLESS STREAK

Overall	13	Nov. 9-Dec. 7/73 (0-10-3)
Home	11	Dec. 18/70-Feb. 6/71 (0-10-1)
Road	20	Jan. 2-Apr. 2/86 (0-14-6)

## SHUTOUTS

Longest Sequence	242:36	
Nov. 4/08 vs NSH – Nov. 12/08 vs COL		
Longest Sequence, Against	223:10	
Jan. 4/84 vs LA – Jan. 13/84 vs WSH		

\*1994.95 was a shortened NHL Season.

## GAME

### MOST GOALS

For	11	Mar. 28/71 – CAL 5 @ VAN 11
	11	Nov. 25/86 – LA 5 @ VAN 11
	11	Mar. 1/92 – CGY 0 @ VAN 11
Against	13	Oct. 18/84 – VAN 2 @ PHI 13
	13	Nov. 8/85 – VAN 0 @ EDM 13
Both Teams	19	Oct. 7/83 – MIN 9 @ VAN 10



# ALL-TIME TEAM RECORDS

## LARGEST MARGIN OF

Victory	11	Mar. 1/92 – CGY 0 @ VAN 11
Defeat	13	Nov. 8/85 – VAN 0 @ EDM 13

## TIE GAMES

Highest Score	7-7	Four times – most recent: Oct. 12/95 @ LA Oct. 27/71 @ TOR Dec. 19/97 @ SJ Feb. 8/01 vs SJ
Scoreless	0-0	

## POWER PLAY GOALS

Most For	6	Oct. 7/83 vs MIN Mar. 1/92 vs CGY Nov. 29/84 by LA
Most Against	6	Nov. 29/84 by LA
Most, Both Teams	10	Oct. 7/83 – VAN 6, MIN 4

## PENALTY MINUTES

Most For	155	Feb. 22/80 vs PHI
Most, Opponent	189	Feb. 22/80 vs PHI
Most, Two Teams	344	Feb. 22/80 vs PHI
Fewest, Two Teams	0	Mar. 13/76 vs NYR

## SHOTS ON GOAL

Most For	62	Jan. 31/91 vs NYR
Most Against	60	Feb. 25/71 BOS
Most, Two Teams	96	Jan. 31/91 vs NYR
Fewest For	8	Dec. 18/96 vs NJ
Fewest Against	10	Apr. 4/75 MIN
Fewest, Two Teams	33	Twice Jan. 10/99 vs DAL Feb. 28/99 vs BUF
Widest Margin	34	Feb. 20/76 – VAN 50, MIN 16 Nov. 18/80 – VAN 57, WPG 23

## WIDEST MARGIN

By Opponent	39	Oct. 18/84 – PHI 58, VAN 19
-------------	----	-----------------------------

## PERIOD

### GOALS

Most For	6	Twice Jan. 21/06, 1st, vs MTL Jan. 16/87, 1st vs CGY
Most For, Both Teams	10	Twice Jan. 8/76 (3rd, BUF 6, VAN 4) Jan. 16/87 (1st, VAN 6, CGY 4)
Most Against	7	Oct. 19/83 (3rd by EDM) Nov. 8/85 (3rd by EDM)

## POWER PLAY GOALS

Most For	4	2nd period, Dec. 14/02 @ EDM
Most Against	3	14 times (most recent Jan. 13/06, 3rd, @ NJ)* *3rd goal empty net

## PENALTY MINUTES

Most For	138	Feb. 22/80 (3rd vs PHI)
Most By Opponent	164	Feb. 22/80 (3rd by PHI)
Most, Both Teams	302	Feb. 22/80 (3rd vs PHI)

## SHOTS ON GOAL

Most For	28	Jan. 31/91 (3rd vs NYR)
Most By Opponent	28	Feb. 25/71 (3rd by BOS)
Most, Both Teams	43	Feb. 25/71 (3rd, BOS 28 VAN 15)
Fewest	0	Four times (most recent Oct. 21/07, 2nd, @ CBJ)
Fewest By Opponent	0	Three times (most recent Mar. 31/11, 3rd, vs LA)
Fewest, Both Teams	4	3rd, Feb. 1/1999 (3rd @ OTT)
Widest Margin	24	Mar. 2/91 (3rd, VAN 27 vs STL 3)
Widest Margin, Opp.	23	Dec. 13/84 (3rd vs MTL)

## SHOTS ON GOAL IN OVERTIME

Most For	8	Nov. 24/08 vs DET
Most, Opponent	8	Dec. 20/89 by CGY

Most, Both Teams	12	May 3/92 (VAN 6 vs EDM 6)
Widest Margin	8	Nov. 24/08 (VAN 8 DET 0)
Widest Margin, Opp.	8	Dec. 20/89 (CGY 8 VAN 0)

## FASTEST TWO GOALS

Canucks	:06	Feb. 6/92 – 2nd vs NYI (Greg Adams 8:51, Cliff Ronning 8:57)
Opponent	:07	Oct. 19/76 – 1st vs NYI (Bob Nystrom 8:34 and 8:41) Mar. 3/90 – 1st vs CGY (Joe Mullen 3:17, Doug Gilmour 3:24) Oct. 24/95 – 1st vs NYR (Pat Verbeek 9:29, Niklas Sundstrom 9:36)
Both Teams	:04	Mar. 17/85 (3rd vs CHI) (Stan Smyl 19:06, Ed Olczyk 19:10)

## FASTEST THREE GOALS

Canucks	:48	Apr. 13/93 (1st vs LA) (Ryan Walter 8:55, Sergio Momesso, 9:23, Trevor Linden, 9:49)
Opponent	:20	Feb. 25/71 (3rd vs BOS) (John Bucyk 4:50, Ed Westfall 5:02, Ted Green 5:10)
Both Teams	:30	Feb. 14/88 (1st vs EDM) (C. MacTavish 3:07, T. Tanti 3:19, M. Messier 3:37)

## FASTEST FOUR GOALS

Canucks	1:23	Nov. 26/80 – 3rd @ PIT (Gerry Minor 2:07, Curt Fraser 2:34, Stan Smyl 3:05, Bobby Schmautz 3:30)
Opponent	1:39	Mar. 8/04 – 1st vs COL (Steve Konowalchuk 14:40, Joe Sakic 15:09, Darby Hendrickson 15:31, Steve Moore 16:19)
Both Teams	1:17	Nov. 26/80 – 3rd @ PIT (Curt Fraser 2:34, Stan Smyl 3:05, Bobby Schmautz 3:30, Rick Kehoe 3:51)

## FASTEST OPENING GOAL

Canucks	:09	Jan. 16/94 vs ANA (Trevor Linden)
Opponent	:07	Dec. 17/78 at BUF (Danny Gare)

## FASTEST GOAL TO START A PERIOD

Canucks	:06	Jan. 18/86 – 2nd vs LA (Steve Tambellini)
Opposition	:06	Mar. 9/06 – Overtime vs NSH (David Legwand)

## CAREER LEADERS

Seasons	16	Trevor Linden
Games	1140	Trevor Linden
Goals	346	Markus Naslund
Assists	509	<b>Henrik Sedin</b>
Points	756	Markus Naslund
Penalty Minutes	2127	Gino Odjick
Power Play Goals	114	Markus Naslund
Shorthanded Goals	24	Pavel Bure
Game-Winning Goals	54	<b>Daniel Sedin</b>
Hat Tricks	10	Markus Naslund, Tony Tanti
Games, Goaltender	516	Kirk McLean
Wins, Goaltender	211	Kirk McLean
Shutouts	28	<b>Roberto Luongo</b>

## CONSECUTIVE GAMES PLAYED

534	Brendan Morrison	Mar. 16/00 to Dec. 10/07
<b>499</b>	<b>Henrik Sedin</b>	<b>Mar. 21/04 – present</b>
482	Trevor Linden	Oct. 4/90 to Dec. 7/96

## CONSECUTIVE 20-GOAL SEASONS

9	Markus Naslund
---	----------------

## CONSECUTIVE 30-GOAL SEASONS

5	Trevor Linden, Markus Naslund, Tony Tanti
---	---

# ALL-TIME INDIVIDUAL SEASON RECORDS

## SEASON

### MOST GOALS

Most	60	Pavel Bure	1992.93
		Pavel Bure	1993.94
Left Wing	48	Markus Naslund	2002.03
Right Wing	60	Pavel Bure	1992.93
		Pavel Bure	1993.94
<b>Centre</b>	<b>41</b>	<b>Ryan Kesler</b>	<b>2010.11</b>
Defenceman	23	Adrian Aucoin	1998.99
Rookie	34	Pavel Bure	1991.92
Power Play	25	Pavel Bure	1993.94
		Todd Bertuzzi	2002.03
PP, Defenceman	18	Adrian Aucoin	1998.99
Shorthanded	7	Pavel Bure	1992.93
Game-winning	12	Markus Naslund	2002.03

### MOST ASSISTS

<b>Most</b>	<b>83</b>	<b>Henrik Sedin</b>	<b>2009.10</b>
<b>Left Wing</b>	<b>63</b>	<b>Daniel Sedin</b>	<b>2010.11</b>
Right Wing	52	Alex Mogilny	1995.96
<b>Centre</b>	<b>83</b>	<b>Henrik Sedin</b>	<b>2009.10</b>
Defenceman	55	Dennis Kearns	1976.77
Rookie	42	Dale Tallon	1970.71

### MOST POINTS

<b>Most</b>	<b>112</b>	<b>Henrik Sedin</b>	<b>2009.10</b>
<b>Left Wing</b>	<b>104</b>	<b>Daniel Sedin</b>	<b>2010.11</b>
		Markus Naslund	2002.03
Right Wing	110	Pavel Bure	1992.93
<b>Centre</b>	<b>112</b>	<b>Henrik Sedin</b>	<b>2009.10</b>
Defenceman	63	Doug Lidster	1986.87
Rookie	60	Ivan Hlinka	1981.82
		Pavel Bure	1991.92

### GOALTENDING

<b>Most Games</b>	<b>76</b>	<b>Roberto Luongo</b>	<b>2006.07</b>
<b>Most Wins</b>	<b>47</b>	<b>Roberto Luongo</b>	<b>2006.07</b>
<b>Most Shutouts</b>	<b>10</b>	<b>Roberto Luongo</b>	<b>2008.09</b>

### MISCELLANEOUS

PIM	372	Donald Brashear	1997.98
Hat Tricks	4	Petri Skriko	1986.87
Shots	407	Pavel Bure	1992.93

### LONGEST GOAL-SCORING STREAK

8 games	Pavel Bure	11 goals	Mar. 8-25/94
---------	------------	----------	--------------

### LONGEST ASSIST-SCORING STREAK

<b>11 games</b>	<b>Daniel Sedin</b>	<b>17 assists</b>	<b>Feb. 12-Mar. 16/10</b>
	Dennis Kearns	19 assists	Feb. 27-Mar. 20/77

### LONGEST POINT-SCORING STREAK

15 games	Petr Nedved	24 points	Nov. 19-Dec. 27/92
	Todd Bertuzzi	19 points	Jan. 3-Feb. 4/02

### LONGEST WINNING STREAK

9 games	Dan Cloutier	Nov. 9-30/02
<b>8 games</b>	<b>Roberto Luongo</b>	<b>Feb. 3-21/09</b>

### LONGEST UNDEFEATED STREAK

<b>21 games</b>	<b>Roberto Luongo</b>	<b>Dec. 8/10-Feb. 12/11</b>	<b>16-0-5</b>
-----------------	-----------------------	-----------------------------	---------------

## GAME

### MOST GOALS

4	Rosaire Paiement	Feb. 9/71	vs	BUF
	Bobby Schmautz	Nov. 19/72	vs	BUF
	Bobby Schmautz	Dec. 30/72	vs	NYI
	Rick Blight	Oct. 6/76	@	PIT
	Petri Skriko	Nov. 21/86	vs	NYR
	Greg Adams	Oct. 8/87	vs	STL
	Tony Tanti	Jan. 13/88	vs	WPG
	Pavel Bure	Oct. 12/92	vs	WPG
	Martin Gelinás	Feb. 27/97	vs	PHX
	Markus Naslund	Dec. 14/02	@	EDM
	Markus Naslund	Dec. 9/03	vs	PIT
	<b>Daniel Sedin</b>	<b>Feb. 24/04</b>	<b>vs</b>	<b>DET</b>

### MOST ASSISTS

6	Patrik Sundstrom	Feb. 29/84	@	PIT
---	------------------	------------	---	-----

### MOST POINTS

7	Patrik Sundstrom	Feb. 29/84	@	PIT
---	------------------	------------	---	-----

### MOST PENALTY MINUTES

47	Gino Odjick	Nov. 12/92	@	LA
----	-------------	------------	---	----

### MOST POWER PLAY GOALS

3	Rick Blight	Oct. 6/76	@	PIT
---	-------------	-----------	---	-----

### MOST SHORTHANDED GOALS

2	Chris Oddleifson	Jan. 24/76	vs	TOR
	Stan Smyl	Jan. 25/85	vs	WPG
	Petri Skriko	Nov. 18/86	vs	CGY
	Pavel Bure	Oct. 12/92	vs	WPG

### MOST SHOTS

13	Pavel Bure	Apr. 7/93	vs	EDM
	Russ Courtnall	Mar. 6/96	vs	BUF
	Trevor Linden	Mar. 9/96	vs	COL

## PERIOD

### MOST GOALS

3	Bobby Schmautz	Nov. 19/72	vs	BUF, 2nd
	Rick Blight	Oct. 6/76	@	PIT, 2nd
	Tony Tanti	Jan. 7/89	@	PIT, 2nd
	Igor Larionov	Dec. 28/91	@	SJ, 2nd
	Pavel Bure	Oct. 12/92	vs	WPG, 2nd
	Cliff Ronning	Apr. 15/93	@	LA, 3rd
	Alex Mogilny	Dec. 22/95	@	ANA, 3rd
	Russ Courtnall	Mar. 6/96	vs	BUF, 2nd
	Trevor Linden	Mar. 9/96	vs	COL, 2nd
	Andrew Cassels	Nov. 8/00	@	ANA, 2nd
	Markus Naslund	Apr. 11/02	vs	LA, 3rd
	Markus Naslund	Oct. 21/02	@	SJ, 2nd

### MOST ASSISTS

4	Several players, most recent			
	Markus Naslund	Jan. 25/04	vs	NSH, 2nd

### MOST POINTS

5	Cliff Ronning	Apr. 15/93	@	LA, 3rd
---	---------------	------------	---	---------

### MOST PIM

47	Gino Odjick	Nov. 12/92	@	LA, 3rd
----	-------------	------------	---	---------

### FASTEST TWO GOALS

:09	Gerry O'Flaherty	Mar. 15/74	vs	ATL, 3rd
	(scored at 17:48, 17:57)			

### FASTEST THREE GOALS

2:55	Alex Mogilny	Dec. 22/95	@	ANA, 3rd
	(scored 16:45, 19:26, 19:40)			

### FASTEST TWO SHORTHANDED GOALS

1:11	Petri Skriko	Nov. 18/86	vs	CGY, 2nd
	(scored at 13:21, 14:32)			

**1040**

**TEAM**

**1410**

**teamradio.ca**

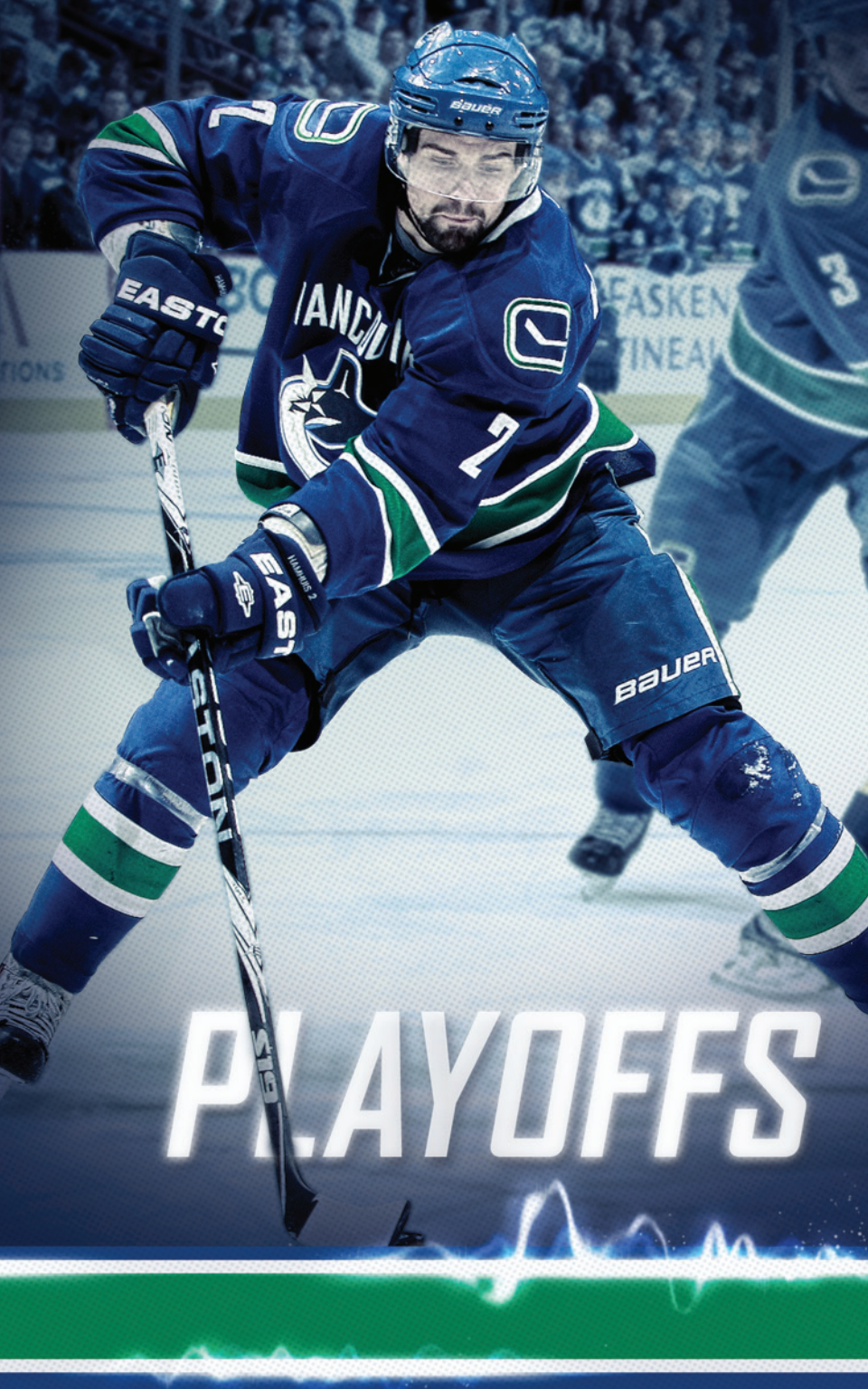


**TWO ARE  
BETTER  
THAN ONE**

**TEAM 1040 AM | TEAM 1410 AM**

**Vancouver's Flagship Sports Radio Stations**





PLAYOFFS

# ALL-TIME PLAYOFF OPPONENTS

## ALL-TIME PLAYOFF OPPONENTS

Team	Series	W	L	GP	W	L	GF	GA	PCT.	LAST MTG.	RD.	RESULT
Anaheim	1	0	1	5	1	4	8	14	.200	2007	CSF	1-4 L
Boston	1	0	1	7	3	4	8	23	.429	2011	F	3-4 L
Buffalo	2	0	2	7	1	6	14	28	.143	1981	PRE	0-3 L
Calgary	6	2	4	32	15	17	96	101	.469	2004	CQF	3-4 L
Chicago	5	2	3	28	12	16	77	92	.429	2011	CQF	4-3 W
Colorado	2	0	2	10	2	8	26	40	.200	2001	CQF	0-4 L
Dallas	2	2	0	12	8	4	31	23	.667	2007	CQF	4-3 W
Detroit	1	0	1	6	2	4	16	22	.333	2002	CQF	2-4 L
Edmonton	2	0	2	9	2	7	20	35	.222	1992	DF	2-4 L
Los Angeles	4	2	2	23	12	11	85	84	.522	2010	CQF	4-2 W
Minnesota	1	0	1	7	3	4	17	26	.429	2003	CSF	3-4 L
Montreal	1	0	1	5	1	4	9	20	.200	1975	QF	1-4 L
Nashville	1	1	0	6	4	2	14	11	.667	2011	CSF	4-2 W
NY Islanders	2	0	2	6	0	6	14	26	.000	1982	F	0-4 L
NY Rangers	1	0	1	7	3	4	19	21	.429	1994	F	3-4 L
Philadelphia	1	0	1	3	1	2	9	15	.333	1979	PRE	1-2 L
San Jose	1	1	0	5	4	1	20	13	.800	2011	CF	4-1 W
St. Louis	3	3	0	18	12	6	55	53	.667	2009	CQF	4-0 W
Toronto	1	1	0	5	4	1	16	9	.800	1994	CF	4-1 W
Winnipeg	2	2	0	13	8	5	50	34	.615	1993	DSF	4-2 W
<b>TOTALS</b>	<b>40</b>	<b>16</b>	<b>24</b>	<b>214</b>	<b>98</b>	<b>116</b>	<b>604</b>	<b>690</b>	<b>.458</b>			

## HOME

Team	GP	W	L	GF	GA
Anaheim	2	0	2	4	6
Boston	4	3	1	5	6
Buffalo	3	1	2	9	12
Calgary	16	8	8	50	46
Chicago	14	6	8	39	53
Colorado	5	1	4	10	19
Dallas	7	4	3	18	15
Detroit	3	0	3	7	13
Edmonton	4	2	2	12	12
Los Angeles	12	6	6	38	37
Minnesota	4	1	3	10	17
Montreal	2	0	2	1	8
Nashville	3	1	2	5	6
NY Islanders	3	0	3	2	9
NY Rangers	4	2	2	12	11
Philadelphia	1	0	1	4	6
San Jose	3	3	0	13	7
St. Louis	9	6	3	26	26
Toronto	3	3	0	10	3
Winnipeg	7	5	2	28	15
<b>TOTALS</b>	<b>109</b>	<b>52</b>	<b>57</b>	<b>303</b>	<b>327</b>

## ROAD

Team	GP	W	L	GF	GA
Anaheim	3	1	2	4	8
Boston	3	0	3	3	17
Buffalo	4	0	4	5	16
Calgary	16	7	9	46	55
Chicago	14	6	8	38	40
Colorado	5	1	4	16	21
Dallas	5	4	1	13	8
Detroit	3	2	1	9	9
Edmonton	5	0	5	8	23
Los Angeles	11	6	5	48	47
Minnesota	3	2	1	7	9
Montreal	3	1	2	8	12
Nashville	3	3	0	9	5
NY Islanders	3	0	3	12	17
NY Rangers	3	1	2	7	10
Philadelphia	2	1	1	5	9
San Jose	2	1	1	7	6
St. Louis	9	6	3	29	27
Toronto	2	1	1	6	6
Winnipeg	6	3	3	22	19
<b>TOTALS</b>	<b>104</b>	<b>46</b>	<b>59</b>	<b>302</b>	<b>364</b>

## ALL-TIME PLAYOFF OVERTIME

**OVERALL** Wins 26 Losses 25 **HOME** Wins 11 Losses 13 **ROAD** Wins 15 Losses 12

Date	Opponent	Scorer	Time	W-L	Score	Date	Opponent	Scorer	Time	W-L	Score
Apr. 27/75	@ Montreal	Guy Lafleur	17:06	L	5-4	May 11/93	Los Angeles	Gary Shuchuk	26:31	L	4-3
Apr. 8/81	@ Buffalo	Al Haworth	5:00	L	3-2	Apr. 26/94	@ Calgary	Geoff Courtall	7:35	W	2-1
Apr. 8/82	Calgary	Dave Williams	14:20	W	2-1	Apr. 28/94	Calgary	Trevor Linden	16:43	W	3-2
Apr. 16/82	Los Angeles	Steve Bozek	4:33	L	3-2	Apr. 30/94	@ Calgary	Pavel Bure	22:20	W	4-3
Apr. 18/82	@ Los Angeles	Colin Campbell	1:23	W	4-3	May 8/94	Dallas	Sergio Momesso	11:01	W	2-1
Apr. 27/82	@ Chicago	Jim Nill	28:58	W	2-1	May 16/94	@ Toronto	Peter Zezel	16:55	L	3-2
May 8/82	@ NY Islanders	Mike Bossy	19:58	L	6-5	May 24/94	Toronto	Greg Adams	20:14	W	4-3
Apr. 6/83	@ Calgary	Eddy Beers	12:27	L	4-3	May 31/94	@ NY Rangers	Greg Adams	19:26	W	3-2
Apr. 10/83	Calgary	Greg Meredith	1:06	L	4-3	May 15/95	@ St. Louis	Cliff Ronning	1:48	W	6-5
Apr. 5/89	@ Calgary	Paul Reinhart	2:47	W	4-3	May 21/95	@ Chicago	Joe Murphy	9:04	L	2-1
Apr. 15/89	@ Calgary	Joel Otto	19:21	L	4-3	May 25/95	Chicago	Chris Chelios	6:22	L	3-2
Apr. 6/91	@ Los Angeles	Wayne Gretzky	11:08	L	3-2	May 27/95	Chicago	Chris Chelios	5:35	L	4-3
Apr. 8/91	Los Angeles	Cliff Ronning	3:12	W	2-1	Apr. 25/96	@ Colorado	Joe Sakic	0:51	L	5-4
May 3/92	Edmonton	Joe Murphy	8:36	L	4-3	Apr. 16/01	@ Vancouver	Peter Forsberg	2:50	L	4-3
Apr. 27/93	Winnipeg	Teemu Selanne	6:18	L	4-3	<b>Apr. 17/02</b>	<b>@ Detroit</b>	<b>Henrik Sedin</b>	<b>13:59</b>	<b>W</b>	<b>4-3</b>
Apr. 29/93	@ Winnipeg	Greg Adams	4:30	W	4-3	Apr. 25/03	@ Minnesota	Trent Klatt	3:42	W	4-3



# ALL-TIME PLAYOFF RESULTS

Date	Opponent	Scorer	Time	W-L	Score
May 2/03	@ Minnesota	Brent Sopel	15:52	W	3-2
Apr. 17/04	@ Calgary	Brendan Morrison	42:28	W	5-4
Apr. 19/04	Calgary	Martin Gelinas	1:25	L	3-2
<b>Apr. 11/07</b>	<b>Dallas</b>	<b>Henrik Sedin</b>	<b>78:06</b>	<b>W</b>	<b>5-4</b>
Apr. 15/07	@ Dallas	Taylor Pyatt	7:47	W	2-1
Apr. 19/07	Dallas	Brenden Morrow	6:22	L	0-1
Apr. 27/07	@ Anaheim	Jeff Cowan	27:49	W	2-1
May 1/07	Anaheim	Travis Moen	2:07	L	2-3
Apr. 3/07	@ Anaheim	Scott Niedermayer	24:30	L	1-2
<b>Apr. 21/09</b>	<b>@ St. Louis</b>	<b>Alex Burrows</b>	<b>19:41</b>	<b>W</b>	<b>3-2</b>

Date	Opponent	Scorer	Time	W-L	Score
May 7/09	@ Chicago	Andrew Ladd	2:52	L	1-2
<b>Apr. 15/10</b>	<b>Los Angeles</b>	<b>Mikael Samuelsson</b>	<b>8:52</b>	<b>W</b>	<b>3-2</b>
Apr. 17/10	Los Angeles	Anze Kopitar	7:28	L	2-3
Apr. 24/11	@ Chicago	Ben Smith	15:30	L	3-4
<b>Apr. 26/11</b>	<b>Chicago</b>	<b>Alex Burrows</b>	<b>5:22</b>	<b>W</b>	<b>2-1</b>
Apr. 30/11	Nashville	Matt Halischuk	34:51	L	1-2
<b>May 3/11</b>	<b>@ Nashville</b>	<b>Ryan Kesler</b>	<b>10:45</b>	<b>W</b>	<b>3-2</b>
<b>May 24/11</b>	<b>San Jose</b>	<b>Kevin Bieksa</b>	<b>30:18</b>	<b>W</b>	<b>3-2</b>
<b>June 4/11</b>	<b>Boston</b>	<b>Alex Burrows</b>	<b>0:11</b>	<b>W</b>	<b>3-2</b>

## ALL-TIME PLAYOFF SERIES

### 1975 QUARTER-FINAL

#### Montreal win 4-1

Apr. 13	Vancouver	2	@ Montreal	6	L
Apr. 15	Vancouver	2	@ Montreal	1	W
Apr. 17	Montreal	4	@ Vancouver	1	L
Apr. 19	Montreal	4	@ Vancouver	0	L
Apr. 22	Vancouver	4	@ Montreal	5 OT	L

### 1976 PRELIMINARY ROUND

#### NY Islanders win 2-0

Apr. 6	Vancouver	3	@ NY Islanders	5	L
Apr. 8	NY Islanders	3	@ Vancouver	1	L

### 1979 PRELIMINARY ROUND

#### Philadelphia win 2-1

Apr. 10	Vancouver	3	@ Philadelphia	2	W
Apr. 12	Philadelphia	6	@ Vancouver	4	L
Apr. 14	Vancouver	2	@ Philadelphia	7	L

### 1980 PRELIMINARY ROUND

#### Buffalo win 3-1

Apr. 8	Vancouver	1	@ Buffalo	2	L
Apr. 9	Vancouver	0	@ Buffalo	6	L
Apr. 11	Buffalo	4	@ Vancouver	5	W
Apr. 12	Buffalo	3	@ Vancouver	1	L

### 1981 PRELIMINARY ROUND

#### Buffalo win 3-0

Apr. 8	Vancouver	2	@ Buffalo	3 OT	L
Apr. 9	Vancouver	2	@ Buffalo	5	L
Apr. 11	Buffalo	5	@ Vancouver	3	L

### 1982 SMYTHE DIVISION SEMI-FINAL

#### Vancouver win 3-0

Apr. 7	Calgary	3	@ Vancouver	5	W
Apr. 8	Calgary	1	@ Vancouver	2 OT	W
Apr. 10	Vancouver	3	@ Calgary	1	W

### 1982 SMYTHE DIVISION FINAL

#### Vancouver win 4-1

Apr. 15	Los Angeles	2	@ Vancouver	3	W
Apr. 16	Los Angeles	3	@ Vancouver	2 OT	L
Apr. 18	Vancouver	4	@ Los Angeles	3 OT	W
Apr. 19	Vancouver	5	@ Los Angeles	4	W
Apr. 21	Los Angeles	2	@ Vancouver	5	W

### 1982 CAMPBELL CONFERENCE CHAMPIONSHIP

#### Vancouver win 4-1

Apr. 27	Vancouver	2	@ Chicago	1 OT	W
Apr. 29	Vancouver	1	@ Chicago	4	L
May 1	Chicago	3	@ Vancouver	4	W
May 4	Chicago	3	@ Vancouver	5	W
May 6	Vancouver	6	@ Chicago	2	W

### 1982 STANLEY CUP CHAMPIONSHIP

#### NY Islanders win 4-0

May 8	Vancouver	5	@ NY Islanders	6 OT	L
May 11	Vancouver	5	@ NY Islanders	6	L
May 13	NY Islanders	3	@ Vancouver	0	L
May 16	NY Islanders	3	@ Vancouver	1	L

### 1983 SMYTHE DIVISION SEMI-FINAL

#### Calgary win 3-1

Apr. 6	Vancouver	3	@ Calgary	4 OT	L
Apr. 7	Vancouver	3	@ Calgary	5	L
Apr. 9	Calgary	4	@ Vancouver	5	W
Apr. 10	Calgary	4	@ Vancouver	3 OT	L

### 1984 SMYTHE DIVISION SEMI-FINAL

#### Calgary win 3-1

Apr. 4	Vancouver	3	@ Calgary	5	L
Apr. 5	Vancouver	2	@ Calgary	4	L
Apr. 7	Calgary	0	@ Vancouver	7	W
Apr. 8	Calgary	5	@ Vancouver	1	L

### 1986 SMYTHE DIVISION SEMI-FINAL

#### Edmonton win 3-0

Apr. 9	Vancouver	3	@ Edmonton	7	L
Apr. 10	Vancouver	1	@ Edmonton	5	L
Apr. 12	Edmonton	5	@ Vancouver	1	L

### 1989 SMYTHE DIVISION SEMI-FINAL

#### Calgary win 4-3

Apr. 5	Vancouver	4	@ Calgary	3 OT	W
Apr. 6	Vancouver	2	@ Calgary	5	L
Apr. 8	Calgary	4	@ Vancouver	0	L
Apr. 9	Calgary	3	@ Vancouver	5	W
Apr. 11	Vancouver	0	@ Calgary	4	L
Apr. 13	Calgary	3	@ Vancouver	6	W
Apr. 15	Vancouver	3	@ Calgary	4 OT	L

### 1991 SMYTHE DIVISION SEMI-FINAL

#### Los Angeles win 4-2

Apr. 4	Vancouver	6	@ Los Angeles	5	W
Apr. 6	Vancouver	2	@ Los Angeles	3 OT	L
Apr. 8	Los Angeles	1	@ Vancouver	2 OT	W
Apr. 10	Los Angeles	6	@ Vancouver	1	L
Apr. 12	Vancouver	4	@ Los Angeles	7	L
Apr. 14	Los Angeles	4	@ Vancouver	1	L

### 1992 SMYTHE DIVISION SEMI-FINAL

#### Vancouver win 4-3

Apr. 18	Winnipeg	3	@ Vancouver	2	L
Apr. 20	Winnipeg	2	@ Vancouver	3	W
Apr. 22	Vancouver	2	@ Winnipeg	4	L
Apr. 24	Vancouver	1	@ Winnipeg	3	L
Apr. 26	Winnipeg	2	@ Vancouver	8	W
Apr. 28	Vancouver	8	@ Winnipeg	3	W
Apr. 30	Winnipeg	0	@ Vancouver	5	W

### 1992 SMYTHE DIVISION FINAL

#### Edmonton win 4-2

May 3	Edmonton	4	@ Vancouver	3 OT	L
May 4	Edmonton	0	@ Vancouver	4	W
May 6	Vancouver	2	@ Edmonton	5	L
May 8	Vancouver	2	@ Edmonton	3	L
May 10	Edmonton	3	@ Vancouver	4	W
May 12	Vancouver	0	@ Edmonton	3	L

# ALL-TIME PLAYOFF RESULTS

## 1993 SMYTHE DIVISION SEMI-FINAL

### Vancouver win 4-2

Apr. 19	Winnipeg	2	@ Vancouver	4	W
Apr. 21	Winnipeg	2	@ Vancouver	3	W
Apr. 23	Vancouver	4	@ Winnipeg	5	L
Apr. 25	Vancouver	3	@ Winnipeg	1	W
Apr. 27	Winnipeg	4	@ Vancouver	3 OT	L
Apr. 29	Vancouver	4	@ Winnipeg	3 OT	W

## 1993 SMYTHE DIVISION FINAL

### Los Angeles win 4-2

May 2	Los Angeles	2	@ Vancouver	5	W
May 5	Los Angeles	6	@ Vancouver	3	L
May 7	Vancouver	4	@ Los Angeles	7	L
May 9	Vancouver	7	@ Los Angeles	2	W
May 11	Los Angeles	4	@ Vancouver	3 OT	L
May 13	Vancouver	3	@ Los Angeles	5	L

## 1994 WESTERN CONFERENCE QUARTER FINAL

### Vancouver win 4-3

Apr. 18	Vancouver	5	@ Calgary	0	W
Apr. 20	Vancouver	5	@ Calgary	7	L
Apr. 22	Calgary	4	@ Vancouver	2	L
Apr. 24	Calgary	3	@ Vancouver	2	L
Apr. 26	Vancouver	2	@ Calgary	1 OT	W
Apr. 28	Calgary	2	@ Vancouver	3 OT	W
Apr. 30	Vancouver	4	@ Calgary	3 OT	W

## 1994 WESTERN CONFERENCE SEMI-FINAL

### Vancouver win 4-1

May 2	Vancouver	6	@ Dallas	4	W
May 4	Vancouver	3	@ Dallas	0	W
May 6	Dallas	4	@ Vancouver	3	L
May 8	Dallas	1	@ Vancouver	2 OT	W
May 10	Dallas	2	@ Vancouver	4	W

## 1994 WESTERN CONFERENCE FINAL

### Vancouver win 4-1

May 16	Vancouver	2	@ Toronto	3 OT	L
May 18	Vancouver	4	@ Toronto	3	W
May 20	Toronto	0	@ Vancouver	4	W
May 22	Toronto	0	@ Vancouver	2	W
May 24	Toronto	3	@ Vancouver	4 OT	W

## 1994 STANLEY CUP FINAL

### NY Rangers win 4-3

May 31	Vancouver	3	@ NY Rangers	2 OT	W
June 2	Vancouver	1	@ NY Rangers	3	L
June 4	NY Rangers	5	@ Vancouver	1	L
June 7	NY Rangers	4	@ Vancouver	2	L
June 9	Vancouver	6	@ NY Rangers	3	W
June 11	NY Rangers	1	@ Vancouver	4	W
June 14	Vancouver	2	@ NY Rangers	3	L

## 1995 WESTERN CONFERENCE QUARTER-FINAL

### Vancouver win 4-3

May 7	Vancouver	1	@ St. Louis	2	L
May 9	Vancouver	5	@ St. Louis	3	W
May 11	St. Louis	1	@ Vancouver	6	W
May 13	St. Louis	5	@ Vancouver	2	L
May 15	Vancouver	6	@ St. Louis	5 OT	W
May 17	St. Louis	8	@ Vancouver	2	L
May 19	Vancouver	5	@ St. Louis	3	W

## 1995 WESTERN CONFERENCE SEMI-FINAL

### Chicago win 4-0

May 21	Vancouver	1	@ Chicago	2 OT	L
May 23	Vancouver	0	@ Chicago	2	L
May 25	Chicago	3	@ Vancouver	2 OT	L
May 27	Chicago	4	@ Vancouver	3 OT	L

## 1996 WESTERN CONFERENCE QUARTER-FINAL

### Colorado win 4-2

Apr. 16	Vancouver	2	@ Colorado	5	L
Apr. 18	Vancouver	5	@ Colorado	4	W
Apr. 20	Colorado	4	@ Vancouver	0	L
Apr. 22	Colorado	3	@ Vancouver	4	W
Apr. 25	Vancouver	4	@ Colorado	5 OT	L
Apr. 27	Colorado	3	@ Vancouver	2	L

## 2001 WESTERN CONFERENCE QUARTER-FINAL

### Colorado win 4-0

Apr. 12	Vancouver	4	@ Colorado	5	L
Apr. 14	Vancouver	1	@ Colorado	2	L
Apr. 16	Colorado	4	@ Vancouver	3 OT	L
Apr. 18	Colorado	5	@ Vancouver	1	L

## 2002 WESTERN CONFERENCE QUARTER-FINAL

### Detroit win 4-2

Apr. 17	Vancouver	4	@ Detroit	3 OT	W
Apr. 19	Vancouver	5	@ Detroit	2	W
Apr. 21	Detroit	3	@ Vancouver	1	L
Apr. 23	Detroit	4	@ Vancouver	2	L
Apr. 25	Vancouver	0	@ Detroit	4	L
Apr. 27	Detroit	6	@ Vancouver	4	L

## 2003 WESTERN CONFERENCE QUARTER-FINAL

### Vancouver win 4-3

Apr. 10	St. Louis	6	@ Vancouver	0	L
Apr. 12	St. Louis	1	@ Vancouver	2	W
Apr. 14	Vancouver	1	@ St. Louis	3	L
Apr. 16	Vancouver	1	@ St. Louis	4	L
Apr. 18	St. Louis	3	@ Vancouver	5	W
Apr. 20	Vancouver	4	@ St. Louis	3	W
Apr. 22	St. Louis	1	@ Vancouver	4	W

## 2003 WESTERN CONFERENCE SEMI-FINAL

### Minnesota win 4-3

Apr. 25	Minnesota	3	@ Vancouver	4 OT	W
Apr. 27	Minnesota	3	@ Vancouver	2	L
Apr. 29	Vancouver	3	@ Minnesota	2	W
May 2	Vancouver	3	@ Minnesota	2 OT	W
May 5	Minnesota	7	@ Vancouver	2	L
May 7	Vancouver	1	@ Minnesota	5	L
May 8	Minnesota	4	@ Vancouver	2	L

## 2004 WESTERN CONFERENCE QUARTER-FINAL

### Calgary win 4-3

Apr. 7	Calgary	3	@ Vancouver	5	W
Apr. 9	Calgary	2	@ Vancouver	1	L
Apr. 11	Vancouver	2	@ Calgary	1	W
Apr. 13	Vancouver	0	@ Calgary	4	L
Apr. 15	Calgary	2	@ Vancouver	1	L
Apr. 17	Vancouver	5	@ Calgary	4 OT	W
Apr. 19	Calgary	3	@ Vancouver	2 OT	L

## 2007 WESTERN CONFERENCE QUARTER-FINAL

### Vancouver win 4-3

Apr. 11	Dallas	4	@ Vancouver	5 OT	W
Apr. 13	Dallas	2	@ Vancouver	0	L
Apr. 15	Vancouver	2	@ Dallas	1 OT	W
Apr. 17	Vancouver	2	@ Dallas	1	W
Apr. 19	Dallas	1	@ Vancouver	0 OT	L
Apr. 21	Vancouver	0	@ Dallas	2	L
Apr. 23	Dallas	1	@ Vancouver	4	W

## 2007 WESTERN CONFERENCE SEMI-FINAL

### Anaheim win 4-1

Apr. 25	Vancouver	1	@ Anaheim	5	L
Apr. 27	Vancouver	2	@ Anaheim	1 OT	W
Apr. 29	Anaheim	3	@ Vancouver	2	L
May 1	Anaheim	3	@ Vancouver	2 OT	L
May 3	Vancouver	1	@ Anaheim	2 OT	L

## 2009 WESTERN CONFERENCE QUARTER-FINAL

### Vancouver win 4-0

Apr. 15	St. Louis	1	@ Vancouver	2	W
Apr. 17	St. Louis	0	@ Vancouver	3	W
Apr. 19	Vancouver	3	@ St. Louis	2	W
Apr. 21	Vancouver	3	@ St. Louis	2 OT	W

## 2009 WESTERN CONFERENCE SEMI-FINAL

### Chicago win 4-2

Apr. 30	Chicago	3	@ Vancouver	5	W
May 2	Chicago	6	@ Vancouver	3	L
May 5	Vancouver	3	@ Chicago	1	W
May 7	Vancouver	1	@ Chicago	2 OT	L
May 9	Chicago	4	@ Vancouver	2	L
May 11	Vancouver	5	@ Chicago	7	L

# ALL-TIME PLAYOFF RESULTS/RECORDS

## 2010 WESTERN CONFERENCE QUARTER-FINAL

### Vancouver win 4-2

Apr. 15	Los Angeles	2	@ Vancouver	3 OT	W
Apr. 17	Los Angeles	3	@ Vancouver	2 OT	L
Apr. 19	Vancouver	3	@ Los Angeles	5	L
Apr. 21	Vancouver	6	@ Los Angeles	4	W
Apr. 23	Los Angeles	2	@ Vancouver	7	W
Apr. 25	Vancouver	4	@ Los Angeles	2	W

## 2010 WESTERN CONFERENCE SEMI-FINAL

### Chicago win 4-2

May 1	Vancouver	5	@ Chicago	1	W
May 3	Vancouver	2	@ Chicago	4	L
May 5	Chicago	5	@ Vancouver	2	L
May 7	Chicago	7	@ Vancouver	4	L
May 9	Vancouver	4	@ Chicago	1	W
May 11	Chicago	5	@ Vancouver	1	L

## 2011 WESTERN CONFERENCE QUARTER-FINAL

### Vancouver win 4-3

Apr. 13	Chicago	0	@ Vancouver	2	W
Apr. 15	Chicago	3	@ Vancouver	4	W
Apr. 17	Vancouver	3	@ Chicago	2	W
Apr. 19	Vancouver	2	@ Chicago	7	L
Apr. 21	Chicago	5	@ Vancouver	0	L
Apr. 24	Vancouver	3	@ Chicago	4 OT	L
Apr. 26	Chicago	1	@ Vancouver	2 OT	W

## 2011 WESTERN CONFERENCE SEMI-FINAL

### Vancouver win 4-2

Apr. 28	Nashville	0	@ Vancouver	1	W
Apr. 30	Nashville	2	@ Vancouver	1 OT	L
May 3	Vancouver	3	@ Nashville	2 OT	W
May 5	Vancouver	4	@ Nashville	2	W
May 7	Nashville	4	@ Vancouver	3	L
May 9	Vancouver	2	@ Nashville	1	W

## 2011 WESTERN CONFERENCE FINAL

### Vancouver win 4-1

May 15	San Jose	2	@ Vancouver	3	W
May 18	San Jose	3	@ Vancouver	7	W
May 20	Vancouver	3	@ San Jose	4	L
May 22	Vancouver	4	@ San Jose	2	W
May 24	San Jose	2	@ Vancouver	3 OT	W

## 2011 STANLEY CUP FINAL

### Boston win 4-3

June 1	Boston	0	@ Vancouver	1	W
June 4	Boston	2	@ Vancouver	3 OT	W
June 6	Vancouver	1	@ Boston	8	L
June 8	Vancouver	0	@ Boston	4	L
June 10	Boston	0	@ Vancouver	1	W
June 13	Vancouver	2	@ Boston	5	L
June 15	Boston	4	@ Vancouver	0	L

## ALL-TIME TOP FIVE

Games Played		Penalty Minutes	
1	Trevor Linden	118	1 Dave Williams 181
T-2	Daniel Sedin	90	2 Sergio Momesso 157
	Henrik Sedin	90	3 Geoff Courtnall 121
T-4	Jyrki Lumme	72	4 Curt Fraser 108
	Cliff Ronning	72	T-5 Kevin Bieksa 99
			Harold Snepsts 99

### Goals

T-1	Trevor Linden	34	Defenceman Points	
	Pavel Bure	34	1 Jyrki Lumme	40
3	Geoff Courtnall	26	2 Mattias Ohlund	28
4	Cliff Ronning	24	3 Dave Babych	27
5	Daniel Sedin	23	4 Sami Salo	26
			5 Alex Edler	25

### Assists

1	Trevor Linden	61
2	Henrik Sedin	46
3	Daniel Sedin	39
4	Geoff Courtnall	35
5	Cliff Ronning	34

## ALL-TIME PLAYOFF SHUTOUTS

Year	Date	Goaltender	Opp.	Score
1975	Apr. 19	Ken Dryden	Montreal	0-4
1980	Apr. 9	Bob Sauve	Buffalo	0-6
1982	May 13	Bill Smith	NY Islanders	0-3
1984	Apr. 7	Richard Brodeur	Calgary	7-0
1989	Apr. 8	Mike Vernon	Calgary	0-4
1989	Apr. 11	Mike Vernon	Calgary	0-4
1992	Apr. 30	Kirk McLean	Winnipeg	5-0
1992	May 4	Kirk McLean	Edmonton	4-0
1992	May 12	Bill Ranford	Edmonton	0-3
1994	Apr. 18	Kirk McLean	Calgary	5-0
1994	May 4	Kirk McLean	Dallas	3-0
1994	May 20	Kirk McLean	Toronto	4-0
1994	May 22	Kirk McLean	Toronto	2-0
1995	May 23	Ed Belfour	Chicago	0-2
1996	Apr. 20	Patrick Roy	Colorado	0-4
2002	Apr. 25	Dominik Hasek	Detroit	0-4
2003	Apr. 10	Chris Osgood	St. Louis	0-6
2004	Apr. 13	Mikha Kiprusoff	Calgary	0-4
2007	Apr. 13	Marty Turco	Dallas	0-2
2007	Apr. 19	Marty Turco	Dallas	0-1
2007	Apr. 21	Marty Turco	Dallas	0-2
2009	Apr. 17	Roberto Luongo	St. Louis	3-0
2011	Apr. 13	Roberto Luongo	Chicago	2-0
2011	Apr. 21	Corey Crawford	Chicago	0-5
2011	Apr. 28	Roberto Luongo	Nashville	1-0
2011	June 1	Roberto Luongo	Boston	1-0
2011	June 8	Tim Thomas	Boston	0-4
2011	June 10	Roberto Luongo	Boston	1-0
2011	June 15	Tim Thomas	Boston	0-4

## ALL-TIME PLAYOFF COACHING

Rk	Coach	GP	W	L	PCT
1	Roger Neilson	21	12	9	.571
2	Alain Vigneault	59	32	27	.542
3	Pat Quinn	61	31	30	.508
4	Bob McCammon	7	3	4	.428
5	Marc Crawford	31	12	19	.387
6	Rick Ley	11	4	7	.364
7	Harry Neale	14	3	11	.214
8	Phil Maloney	7	1	6	.142
9	Tom Watt	3	0	3	.000

## ALL-TIME PLAYOFF PENALTY SHOTS

- Steve Duchesne, Los Angeles, successful against Kirk McLean, Game 4, Smythe Division Semi-Finals, Apr. 10, 1991
- Pavel Bure unsuccessful against Mike Richter, NY Rangers Game 4, Stanley Cup Finals, Jun. 7, 1994
- Todd Bertuzzi unsuccessful against Dominik Hasek, Detroit Red Wings Game 3, Western Conference Quarter-Final, Apr. 21, 2002
- Michael Frolik, Chicago Blackhawks, successful against Cory Schneider Game 6, Western Conference Quarter-Final, Apr. 24, 2011
- Alex Burrows unsuccessful against Corey Crawford, Chicago Blackhawks Game 7, Western Conference Quarter-Final, Apr. 26, 2011

# ALL-TIME PLAYOFF GOALTENDING/SCORING

## ALL-TIME PLAYOFF GOALTENDING

Rk	Player	GPI	MINS	GA	SO	AVG	W	L
1	K. McLean	68	4,189	198	6	2.84	34	34
2	<b>R. Luongo</b>	<b>59</b>	<b>3,599</b>	<b>150</b>	<b>5</b>	<b>2.50</b>	<b>32</b>	<b>27</b>
3	R. Brodeur	29	1,809	99	1	3.28	12	17
4	D. Cloutier	25	1,361	75	0	3.31	10	13
5	G. Bromley	7	360	25	0	4.17	2	5
6	C. Hirsch	6	338	21	0	3.73	2	3
7	<b>C. Schneider</b>	<b>5</b>	<b>163</b>	<b>7</b>	<b>0</b>	<b>2.58</b>	<b>0</b>	<b>0</b>
8	T. Gamble	4	249	16	0	3.85	1	3
9	G. Smith	4	257	14	0	3.27	1	3
10	A. Auld	4	241	10	0	2.48	1	2
11	S. Weeks	3	79	8	0	3.43	1	1
12	J. Garrett	3	78	4	0	3.08	1	0
13	J. Hedberg	2	98	4	0	2.45	1	1
14	B. Essensa	2	122	6	0	2.95	0	2
15	C. Ridley	2	120	8	0	4.00	0	2
16	P. Skudra	2	96	5	0	3.13	0	1
17	G. Hanlon	2	60	3	0	3.00	0	0
18	D. Sabourin	2	14	1	0	4.14	0	0
19	W. Young	1	60	5	0	5.00	0	1
20	K. Lockett	1	60	6	0	6.00	0	1
21	K. Whitmore	1	20	2	0	6.00	0	0
22	A. Raycroft	1	25	1	0	2.40	0	0

## ALL-TIME PLAYOFF SCORING

RK	Player	GP	G	A	PTS	PIM
1	T. Linden	118	34	61	95	90
2	P. Bure	60	34	32	66	72
3	<b>H. Sedin</b>	<b>90</b>	<b>20</b>	<b>46</b>	<b>66</b>	<b>48</b>
4	<b>D. Sedin</b>	<b>90</b>	<b>23</b>	<b>39</b>	<b>62</b>	<b>64</b>
5	G. Courtmell	65	26	35	61	121
6	C. Ronning	72	24	34	58	48
7	J. Lumme	72	9	31	40	36
8	T. Gradin	38	17	21	38	20
9	G. Adams	53	15	19	34	16
T-10	<b>R. Kesler</b>	<b>48</b>	<b>10</b>	<b>23</b>	<b>33</b>	<b>65</b>
	S. Smyl	41	16	17	33	64
	M. Naslund	45	13	20	33	46
T-13	<b>A. Burrows</b>	<b>58</b>	<b>16</b>	<b>12</b>	<b>28</b>	<b>90</b>
	M. Ohlund	52	9	19	28	55
15	D. Babych	60	9	18	27	42
16	<b>S. Salo</b>	<b>69</b>	<b>9</b>	<b>17</b>	<b>26</b>	<b>12</b>
T-17	<b>A. Edler</b>	<b>50</b>	<b>5</b>	<b>20</b>	<b>25</b>	<b>26</b>
	B. Morrison	43	8	17	25	38
19	<b>K. Bieksa</b>	<b>56</b>	<b>8</b>	<b>15</b>	<b>23</b>	<b>99</b>
20	M. Craven	64	8	15	23	22
21	S. Momesso	36	9	13	22	157
T-22	E. Jovanovski	31	9	10	19	36
	J. Brown	29	7	12	19	39
	C. Ehrhoff	35	5	14	19	24
25	<b>M. Samuelsson</b>	<b>23</b>	<b>9</b>	<b>9</b>	<b>18</b>	<b>24</b>
26	J. Sandlak	33	7	10	17	30
27	R. Courtmell	17	5	11	16	23
T-28	<b>M. Raymond</b>	<b>46</b>	<b>7</b>	<b>8</b>	<b>15</b>	<b>14</b>
	I. Boldirev	22	9	6	15	4
	D. Rota	30	10	5	15	82
	G. Diduck	47	6	9	15	53
T-32	T. Bertuzzi	24	6	8	14	82
	D. Williams	31	4	10	14	181
T-34	<b>J. Hansen</b>	<b>49</b>	<b>4</b>	<b>9</b>	<b>13</b>	<b>26</b>
	I. Hlinka	16	3	10	13	8
	K. Wellwood	22	3	10	13	0
	C. Fraser	27	4	9	13	108
T-38	D. Halward	28	6	6	12	77
	M. Cooke	32	8	4	12	30
	M. Gelinas	33	6	6	12	26
	D. Lidster	41	2	10	12	36
T-42	I. Larionov	19	4	7	11	10
	L. Molin	19	2	9	11	7
	N. Belland	21	2	9	11	23
	G. Lupul	25	4	7	11	11
	P. Nedved	28	3	8	11	18
	B. Sopel	42	2	9	11	10
T-48	T. Tanti	18	1	9	10	15
	B. Hedican	41	1	9	10	32
	H. Snepsts	44	1	9	10	99

RK	Player	GP	G	A	PTS	PIM
T-51	A. Mogilny	6	1	8	9	8
	P. Demitra	17	3	6	9	6
	T. Klatt	18	5	4	9	2
	N. Lafayette	20	2	7	9	4
	S. Bernier	22	6	3	9	7
	L. Lindgren	25	3	6	9	14
T-57	<b>C. Higgins</b>	<b>25</b>	<b>4</b>	<b>4</b>	<b>8</b>	<b>2</b>
	M. Sundin	8	3	5	8	2
	T. Fergus	13	5	3	8	6
	A. Plavsic	13	1	7	8	4
T-61	R. Torres	23	3	4	7	28
	B. Bradley	7	3	4	7	10
	R. Lanz	14	2	5	7	6
	C. Oddleifson	14	1	6	7	8
	J. Niil	20	4	3	7	73
	D. Murzyn	40	3	4	7	92
T-67	<b>D. Hamhuis</b>	<b>19</b>	<b>1</b>	<b>5</b>	<b>6</b>	<b>6</b>
	B. Dailey	7	2	4	6	14
	P. Skriko	10	1	5	6	0
	T. Pyatt	16	2	4	6	8
	K. McLean(G)	68	0	6	6	0
T-72	<b>M. Lapierre</b>	<b>25</b>	<b>3</b>	<b>2</b>	<b>5</b>	<b>66</b>
	R. Blight	5	0	5	5	2
	E. Tikkanen	6	3	2	5	2
	J. Gould	7	3	2	5	0
	R. Nordmark	7	3	2	5	8
	P. Reinhart	7	2	3	5	4
	D. Ward	9	2	3	5	0
	R. Oksuta	10	2	3	5	0
	J. Beranek	14	3	2	5	12
	C. Campbell	19	2	3	5	98
	S. O'Brien	22	2	3	5	49
	M. Baron	24	0	5	5	20
T-84	J. Gillis	5	2	2	4	0
	T. Kurvers	6	2	2	4	12
	G. O'Flaherty	7	2	2	4	6
	D. Lever	10	2	2	4	6
	K. McCarthy	11	2	2	4	12
	B. Smolinski	12	2	2	4	8
	A. Semenov	12	1	3	4	0
	G. Minor	12	1	3	4	25
	J. Ruutu	24	1	3	4	32
	A. Chubarov	27	0	4	4	4
	G. Odjick	32	3	1	4	95
T-95	M. Kirtan	4	1	2	3	7
	P. Bordeleau	5	2	1	3	0
	J. Sleg	5	0	3	3	4
	A. Cassels	6	2	1	3	0
	R. Sutter	7	2	1	3	12
	M. Bridgman	7	1	2	3	10

# ALL-TIME PLAYOFF SCORING

## ALL-TIME PLAYOFF SCORING

RK	Player	GP	G	A	PTS	PIM	RK	Player	GP	G	A	PTS	PIM
	S. Lachance	8	1	2	3	6		K. Guy	1	0	0	0	0
	B. MacDonald	8	0	3	3	2		J. King	1	0	0	0	0
	R. Kron	11	1	2	3	2		J. Kocur	1	0	0	0	0
	D. Kearns	11	1	2	3	8		K. Lockett (G)	1	0	0	0	0
	P.O. Brasar	13	1	2	3	0		M. Petit	1	0	0	0	0
	R. Walter	13	0	3	3	8		M. Pettinger	1	0	0	0	0
	G. Butcher	14	2	1	3	24		A. Raycroft (G)	1	0	0	0	0
	B. Glynn	17	0	3	3	10		T. Santala	1	0	0	0	0
	R. Rypien	17	0	3	3	47		K. Whitmore (G)	1	0	0	0	0
	M. Crawford	20	1	2	3	44		L. Goodenough	1	0	0	0	2
	W. Mitchell	22	0	3	3	34		A. Demarco	2	0	0	0	0
	R. Delorme	23	1	2	3	49		B. Essensa (G)	2	0	0	0	0
T-113	B. Peterson	3	2	0	2	9		G. Hanlon (G)	2	0	0	0	0
	J.J. Daigenault	3	0	2	2	0		J. Hedberg (G)	2	0	0	0	0
	J. Belanger	3	0	2	2	2		C. Ridley (G)	2	0	0	0	0
	L. Rochefort	5	0	2	2	0		D. Sabourin (G)	2	0	0	0	0
	D. Capuano	6	1	1	2	5		P. Skudra (G)	2	0	0	0	0
	G. Sanderson	7	1	1	2	4		J. Strudwick	2	0	0	0	0
	M. Rucinsky	7	1	1	2	6		J. Namestnikov	2	0	0	0	2
	C. Neely	7	2	0	2	8		G. Cochrane	2	0	0	0	5
	C. Ruuttu	9	1	1	2	0		M. Walton	2	0	0	0	5
	J. Cowan	10	2	0	2	22		K. Hammond	2	0	0	0	6
	B. Manno	10	1	1	2	12		<b>N. Baumgartner</b>	<b>3</b>	<b>0</b>	<b>0</b>	<b>0</b>	<b>0</b>
	B. Reid	10	0	2	2	0		J. Benning	3	0	0	0	0
	S. Bozek	10	0	2	2	4		G. Boddy	3	0	0	0	0
	P. Sundstrom	11	1	1	2	9		J. Garrett (G)	3	0	0	0	0
	J. Bulis	12	1	1	2	2		B. Gassoff	3	0	0	0	0
	T. Letowski	12	0	2	2	8		D. Lowry	3	0	0	0	0
	L. Krajcek	12	0	2	2	12		J. McIlhargey	3	0	0	0	2
	R. Johnson	14	1	1	2	4		P. McNab	3	0	0	0	0
	M. Malik	21	1	1	2	20		P. Schaefer	3	0	0	0	0
T-132	<b>A. Rome</b>	<b>15</b>	<b>1</b>	<b>0</b>	<b>1</b>	<b>37</b>		B. Schmautz	3	0	0	0	0
	<b>A. Alberts</b>	<b>19</b>	<b>0</b>	<b>1</b>	<b>1</b>	<b>33</b>		M. Bergevin	3	0	0	0	2
	<b>C. Hodgson</b>	<b>12</b>	<b>0</b>	<b>1</b>	<b>1</b>	<b>2</b>		C. Cox	3	0	0	0	2
	W. Young (G)	1	0	1	1	0		P. Kavanagh	3	0	0	0	2
	J. Carson	2	0	1	1	0		R. Tudor	3	0	0	0	0
	D. Kozak	3	1	0	1	0		O. Vaananen	3	0	0	0	2
	J. Charbonneau	3	1	0	1	4		S. Weeks (G)	3	0	0	0	2
	D. Ververgaert	3	1	0	1	4		R. Fitzpatrick	3	0	0	0	6
	P. Martin	3	0	1	1	2		T. Currie	3	0	0	0	10
	R. Stern	3	0	1	1	17		A. Auld (G)	4	0	0	0	0
	H. Druken	4	0	1	1	0		D. Brashear	4	0	0	0	0
	D. Pederson	4	0	1	1	4		T. Gamble	4	0	0	0	0
	J. Hlavac	5	0	1	1	0		D. Logan	4	0	0	0	0
	M. Peca	5	0	1	1	8		G. Smith (G)	4	0	0	0	0
	A. Boudrias	6	1	0	1	0		N. Smith	4	0	0	0	0
	T. Warriner	6	1	0	1	2		L. Melnyk	4	0	0	0	2
	F. Kucera	6	0	1	1	0		R. Murphy	4	0	0	0	2
	J. Mazur	6	0	1	1	8		J. Agnew	4	0	0	0	6
	B. Murray	6	0	1	1	13		D. Smith	4	0	0	0	6
	J. Butler	7	1	0	1	2		J. Hughes	4	0	0	0	10
	G. Monahan	7	1	0	1	4		D. Berehowsky	4	0	0	0	12
	B. Ashton	7	1	0	1	6		M. Lemay	4	0	0	0	12
	M. Robitaille	7	0	1	1	4		L. Rohlin	5	0	0	0	0
	R. Gregg	7	0	1	1	8		M. Ridley	5	0	0	0	2
	M. Grabner	9	1	0	1	0		A. Stojanov	5	0	0	0	2
	J. Green	9	0	1	1	12		M. Wotton	5	0	0	0	4
	A. Aucoin	10	1	0	1	2		T. Pratt	5	0	0	0	5
	D. Hordichuk	10	1	0	1	14		B. Helmer	6	0	0	0	0
	J. Grisdale	10	0	1	1	15		C. Hirsch (G)	6	0	0	0	2
	R. Sedlbauer	10	0	1	1	19		B. Lalonde	6	0	0	0	2
	S. Antoski	16	0	1	1	36		A. Schliebener	6	0	0	0	0
	G. Valk	16	0	1	1	37		M. Sillinger	6	0	0	0	2
	B. May	20	1	0	1	21		J. Bubla	6	0	0	0	7
	J. McIntyre	24	0	1	1	16		D. Jackson	6	0	0	0	10
T-166	<b>V. Oreskovich</b>	<b>19</b>	<b>0</b>	<b>0</b>	<b>0</b>	<b>12</b>		G. Bromley (G)	7	0	0	0	2
	<b>K. Ballard</b>	<b>10</b>	<b>0</b>	<b>0</b>	<b>0</b>	<b>6</b>		M. Keane	7	0	0	0	4
	<b>M. Malhotra</b>	<b>6</b>	<b>0</b>	<b>0</b>	<b>0</b>	<b>0</b>		B. Allen	7	0	0	0	6
	J. Tambellini	6	0	0	0	2		G.C. Adams	7	0	0	0	21
	<b>C. Tanev</b>	<b>5</b>	<b>0</b>	<b>0</b>	<b>0</b>	<b>0</b>		J. Cullimore	11	0	0	0	12
	<b>R. Luongo (G)</b>	<b>59</b>	<b>0</b>	<b>0</b>	<b>0</b>	<b>0</b>		A. Eldebrink	13	0	0	0	10
	<b>C. Schneider (G)</b>	<b>5</b>	<b>0</b>	<b>0</b>	<b>0</b>	<b>0</b>		D. Cloutier (G)	25	0	0	0	10
	T. Glass	24	0	0	0	18		R. Dirk	28	0	0	0	41
	A. Bolduc	3	0	0	0	0		R. Brodeur (G)	29	0	0	0	4
	R. Bawa	1	0	0	0	0		T. Hunter	46	0	0	0	74
	T. Bouck	1	0	0	0	0							
	D. Bruce	1	0	0	0	0							
	J. Dowd	1	0	0	0	0							



# ALL-TIME PLAYOFF RECORDS

## SEASON

<b>Wins</b>		
Most	15	2011, 1994
Most Home	10	2011
Most Road	8	1994
Most Consecutive	5	Apr. 26-May 04/94, May 18-31/94

<b>Goals</b>		
Most For	76	1994
Most Against	69	2011

<b>Overtime</b>		
Most Games	7	1994
Most Wins	6	1994
Most Losses	3	1995

<b>Power Play Goals</b>		
Most For	19	2011, 1994
Most Against	20	1994

## SERIES

<b>Goals</b>		
Most For	29	1992 Division Semi-Final vs WPG
Most Against	26	1989 Division Semi-Final vs CGY
Most, Both Team	46	1989 Division Semi-Final vs CGY
		1992 Division Semi-Final vs WPG

<b>Power Play Goals</b>		
Most For	9	2011 Conference Final vs SJ
Most Against	10	1989 Division Semi-Final vs CGY
Most, Both Teams	17	1989 Division Semi-Final vs CGY

<b>Shorthanded Goals</b>		
Most For	7	1995 vs STL
		(tied with CGY for most shorthanded goals in one series)

<b>Penalty Minutes</b>		
Most for	285	1982 Campbell Conference Final vs CHI

<b>Overtime</b>		
Most Games	3	1994 Western Conference Quarter-Final vs CGY (3-0)
	3	1995 Western Conference Semi-Final vs CHI (0-3)
	3	2007 Western Conference Quarter-Final vs DAL (2-1)
	3	2007 Western Conference Semi-Final vs ANA (1-2)

## GAME

<b>Overtime</b>		
Longest	78:06	Apr. 11/07
		(VAN 5 vs DAL 4, Henrik Sedin scored at 18:06 in the fourth overtime. The total time played for the game was 138:06)
Shortest	0:11	June 4/11
		(VAN 3 vs BOS 2 – Alex Burrows)

<b>Goals</b>		
Most	8	Apr. 26/92 (VAN 8 vs WPG 2)
		Apr. 28/92 (VAN 8 @ WPG 3)
Most Against	8	June 6/11 (VAN 1 @ BOS 8)
		May 17/95 (VAN 2 @ STL 8)
Most, Both Teams	12	Apr. 20/94 (CGY 7 vs VAN 5)

<b>Power Play Goals</b>		
Most	4	Apr. 9/89 vs CGY
Most Against	4	May 7/10 vs CHI
Most, Both Teams	7	May 11/09 (VAN 5 @ CHI 7)
		Apr. 9/89 vs CGY

<b>Fastest Two</b>		
Shorthanded Goals 0:17		Christian Ruutu at 4:31
		Geoff Courtnall at 4:48 of second period on May 15/95 vs STL
		Previous record was 24 seconds set by Mtl Canadiens in 1978 – an NHL record.

<b>Penalty Minutes</b>		
Most	106	Apr. 29/82 vs CHI
Most, Opponent	90	May 06/82 by CHI
Most, Both Teams	188	Apr. 29/82 vs CHI

<b>Shots on Goal</b>		
Most	56	Apr. 11/07 vs DAL
Most, Opponent	76	Apr. 11/07 by DAL
Most, Both Teams	132	Apr. 11/07 vs DAL
Fewest	13	May 22/11 @ SJ
Fewest, Opponent	14	May 4/92 vs EDM
Fewest, Both Teams	36	Apr. 8/89 vs CGY

## PERIOD

<b>Goals</b>		
Most	5	Jun. 9/94 vs NYR
Most Against	4	June 13/11 @ BOS
		June 6/11 @ BOS
		Apr. 19/11 @ CHI
		May 11/09 @ CHI
		Apr. 9/80 vs BUF
		May 11/82 vs NYI
		Apr. 9/86 vs EDM
		Apr. 20/94 vs CGY
		May 17/95 vs STL
		Apr. 16/96 vs COL
Most, Both Teams	8	Jun. 09/94 vs NYR

<b>Power Play</b>		
Most	3	May 4/92 vs EDM
		Apr. 12/91 vs LA
Most Against	3	Apr. 9/80 vs BUF
		Apr. 9/89 vs CGY
		May 7/10 vs CHI
Most, Both Teams	5	Apr. 9/89 vs CGY

<b>Shots on Goal</b>		
Most	20	May 8/92 @ EDM
Most, Opponent	22	May 3/07 @ ANA
Most	20	May 8/92 @ EDM
Most, Opponent	19	June 13/11 @ BOS
		May 4/94 vs DAL
		Apr. 29/82 vs CHI
Most, Both Teams	32	Jun. 9/94 vs NYR
Fewest	2	May 9/11 @ NSH
		Apr. 22/96 vs COL
Fewest, Opponent	1	May 4/92 vs EDM
Fewest, Both Teams	9	Apr. 8/89 vs CGY

<b>Fastest Goal to Start Game</b>		
Canucks	:08	Apr. 7/82 vs CGY (Stan Smyl)
Opponent	:18	May 7/10 vs CHI (Brent Seabrook)

<b>Fastest Goal to Period</b>		
Canucks	:08	Apr. 7/82 vs CGY (Stan Smyl)

# ALL-TIME PLAYOFF RECORDS

## PERIOD CONTINUED

### Fastest Two Goals

Canucks	:15	Apr. 13/89 vs CGY (Rich Sutter 19:29, Garth Butcher 19:44, 2nd)
Opponent	:17	Apr. 18/01 vs COL (Peter Forsberg 9:11, Joe Sakic 9:28, 3rd)
Both Teams	:16	Apr. 17/04 @ CGY (Geoff Sanderson 10:15, Oleg Saprykin 10:31, 2nd)

### Fastest Three Goals

Canucks	1:55	May 22/11 at SJ (Kesler 9:16, Salo 10:55 & 11:11, 2nd)
Opponent	:38	Apr. 18/01 vs COL (Peter Forsberg 9:11, Joe Sakic 9:28, E. Messier 9:49, 3rd)
Both Teams	1:34	May 11/09 @ CHI (Daniel Sedin 12:15, Patrick Kane 13:00, Jonathan Toews 13:49, 3rd)

## INDIVIDUAL

### CAREER

Most Playoff Years	11	Trevor Linden
Most Games Played	118	Trevor Linden
Most Points	95	Trevor Linden
Most Goals	34	Trevor Linden
Most GWG	7	Cliff Ronning
Goals, OT	3	Alex Burrows Geoff Courtnall
Series-Winning Goals	2	Alex Burrows Daniel Sedin Greg Adams
Most Assists	61	Trevor Linden
Most PIM	181	Dave Williams
Most Games, Goalie	68	Kirk McLean
Most Wins, Goalie	34	Kirk McLean
Most Shutouts, Goalie	6	Kirk McLean

### YEAR

Most Points	31	Pavel Bure (1994)
Most Points, Def.	15	Jeff Brown (1994)
Most Goals	16	Pavel Bure (1994)
Most Goals, Def.	7	Ed Jovanovski (2003)
Most GWG	3	Chris Higgins (2011) Geoff Courtnall (1994)
Most PPG	5	Daniel Sedin (2011) Trevor Linden (1994)
Most Assists	19	Henrik Sedin (2011)
Most Assists, Def.	11	Jyrki Lumme (1994)
Most PIM	116	Dave Williams (1982)
Most Shots	101	Pavel Bure (1994)
Longest Point Streak	16	Pavel Bure (1994) (13-10-23)

Longest Goal Streak	5	Mikael Samuelsson (2010) Cliff Ronning (1991)
Longest Assist Streak	6	Henrik Sedin (2011)
Most Games, Goalie	25	Roberto Luongo (2011)
Most Wins, Goalie	15	Roberto Luongo (2011) Kirk McLean (1994)
Most Shutouts	4	Roberto Luongo (2011) Kirk McLean (1994)
Most Minutes	1544	Kirk McLean (1994)

### SERIES


Most Goals	7	Mikael Samuelsson (2010 vs LA) Pavel Bure (1995 vs STL)
Most Points	12	Henrik Sedin (2011 vs SJ) Pavel Bure (1995 vs STL)
Most Assists	11	Henrik Sedin (2011 vs SJ) D. Williams (1982 vs CHI)
Most PIM	51	
Most PP	2	Many times
Most Shots	30	Pavel Bure (1995 vs STL)

### GAME

Most Saves	72	Roberto Luongo (Apr. 11/07 vs DAL)
Most Goals	3	Five times: Trevor Linden, (Most recent Apr. 25/96 @ COL), Doug Halward, Geoff Courtnall (2), Pavel Bure
Most Assists	4	Henrik Sedin (May 22/11 vs SJ)
Most Points	4	Henrik Sedin (May 22/11 vs SJ) Russ Courtnall (May 9/95 at STL) Geoff Courtnall (Apr. 30/92 vs WPG) Pavel Bure (Apr. 26/92 vs WPG) Geoff Courtnall (Apr. 4/91 vs LA) Trevor Linden (Apr. 9/89 vs CGY)
Most Shots	11	Geoff Courtnall (Apr. 30/92 vs WPG)
Most PP Goals	2	Sami Salo (May 22/11 at SJ) Daniel Sedin (May 18/11 vs SJ) Ryan Kesler (May 3/11 at NSH) Trevor Linden (Most recent Apr. 25/96) Doug Halward (Apr. 7/84 vs CGY) Ivan Hlinka (Apr. 15/82 vs LA)

### PERIOD

Most Goals	2	11 players
Most Assists	3	Henrik Sedin (May 22/11 at SJ, 2nd)
Most Points	3	Sami Salo (May 22/11 at SJ, 2nd) Henrik Sedin (May 22/11 at SJ, 2nd) Daniel Sedin (Apr. 21/10 at LA, 3rd) Pavel Bure (June 9/94 vs NYR, 3rd) Geoff Courtnall (Apr. 4/91 vs LA, 3rd) Gino Odjick (May 17/95 vs STL)
Fastest Two Goals 0:16		Sami Salo (May 22/11 at SJ, 2nd)



NHL

Reebok

## NATIONAL HOCKEY LEAGUE

### NHL NEW YORK

NHL Enterprises, L.P. & NHL Productions/NHL Images  
1185 Avenue of the Americas, New York, NY, 10036  
Phone: 212.789.2000, Fax: 212.789.2020, PR Fax: 212.789.2080

### NHL MONTRÉAL

1800 McGill College Avenue, Suite 2600  
Montréal, Québec, H3A 3J6  
Phone: 514.841.9220, Fax: 514.841.1070

### NHL TORONTO & NHL ENTERPRISES CANADA L.P.

50 Bay Street, 11th Floor  
Toronto, Ontario, M5J 2X8  
Phone: 416.981.2777, Fax: 416.981.2779, PR Fax: 416.981.2769

## LEAGUE OPERATIONS

### EXECUTIVE

Commissioner .....	Gary B. Bettman
Deputy Commissioner .....	William Daly
Chief Operating Officer .....	John Collins
Senior Executive Vice President of Hockey Operations .....	Colin Campbell

## ANAHEIM DUCKS

Honda Center  
2695 E Katella Ave  
Anaheim, CA 92806  
714.940.2900  
GM: Bob Murray Coach: Randy Carlyle

## BOSTON BRUINS

TD Garden  
100 Legends Way  
Boston, MA, 02114  
617.624.1900  
GM: Peter Chiarelli Coach: Claude Julien

## BUFFALO SABRES

HSBC Arena  
One Seymour H. Knox III Plaza  
Buffalo, NY, 14203  
716.855.4100  
GM: Darcy Regier Coach: Lindy Ruff

## CALGARY FLAMES

Scotiabank Saddledome  
P.O. Box 1540, Station M  
Calgary, AB, T2P 3B9  
403.777.4636  
GM: Jay Feaster Coach: Brent Sutter

## CAROLINA HURRICANES

RBC Center  
1400 Edwards Mill Road  
Raleigh, NC, 27607  
919.467.7825  
GM: Jim Rutherford Coach: Paul Maurice

## CHICAGO BLACKHAWKS

United Center  
1901 W Madison Street  
Chicago, IL, 60612  
312.455.7000  
GM: Stan Bowman Coach: Joel Quenneville

## COLORADO AVALANCHE

Pepsi Center  
1000 Chopper Circle  
Denver, CO, 80204  
303.405.1100  
GM: Greg Sherman Coach: Joe Sacco

## COLUMBUS BLUE JACKETS

Nationwide Arena  
200 W Nationwide Boulevard  
Columbus, OH, 43215  
614.246.4625  
GM: Scott Howson Coach: Scott Arniel

## DALLAS STARS

American Airlines Center  
2601 Avenue of the Stars  
Frisco, TX, 75034  
214.387.5500  
GM: Joe Nieuwendyk Coach: Glen Gulutzan

## DETROIT RED WINGS

Joe Louis Arena  
600 Civic Center Drive  
Detroit, MI, 48226  
313.394.7000  
GM: Ken Holland Coach: Mike Babcock

## EDMONTON OILERS

Rexall Place  
11230-110th Street  
Edmonton, AB, T5G 3H7  
780.414.4000  
GM: Steve Tambellini Coach: Tom Renney

## FLORIDA PANTHERS

BankAtlantic Center  
One Panther Parkway  
Sunrise, FL, 33323  
954.835.7000  
GM: Dale Tallon Coach: Kevin Dineen

## LOS ANGELES KINGS

Toyota Sports Center  
555 N Nash Street  
El Segundo, CA, 90245  
310.535.4500  
GM: Dean Lombardi Coach: Terry Murray

## MINNESOTA WILD

Xcel Energy Center  
317 Washington Street  
St. Paul, MN, 55102  
651.602.6000  
GM: Chuck Fletcher Coach: Mike Yeo

## MONTREAL CANADIENS

Bell Centre  
1260 de la Gauchetiere Street W  
Montreal, QC, H3B 5E8  
514.932.2582  
GM: Pierre Gauthier Coach: Jacques Martin

## NASHVILLE PREDATORS

Bridgestone Arena  
501 Broadway  
Nashville, TN, 37203  
615.770.2300  
GM: David Poile Coach: Barry Trotz

## NEW JERSEY DEVILS

Prudential Center  
165 Mulberry Street  
Newark, NJ, 07102  
973.757.6100  
GM: Lou Lamoriello Coach: Peter DeBoer

## NEW YORK ISLANDERS

Nassau Veterans' Memorial Coliseum  
1535 Old Country Road  
Plainview, NY, 11803  
516.501.6700  
GM: Garth Snow Coach: Scott Gordon

## NEW YORK RANGERS

Madison Square Garden  
2 Pennsylvania Plaza, 14th Floor  
New York, NY, 10121  
212.465.6486  
GM: Glen Sather Coach: John Tortorella

## OTTAWA SENATORS

Scotiabank Place  
1000 Palladium Drive  
Kanata, ON, K2V 1A5  
613.599.0250  
GM: Bryan Murray Coach: Paul MacLean

## PHILADELPHIA FLYERS

Wells Fargo Center  
3601 South Broad Street  
Philadelphia, PA, 19148  
215.465.4500  
GM: Paul Holmgren Coach: Peter Laviolette

## PHOENIX COYOTES

Jobing.com Arena  
6751 N White Out Way, #200  
Glendale, AZ, 85305  
623.772.3200  
GM: Don Maloney Coach: Dave Tippett

## PITTSBURGH PENGUINS

CONSOL Energy Center  
66 Mario Lemieux Place  
Pittsburgh, PA, 15219  
412.642.1300  
GM: Ray Shero Coach: Dan Bylsma

## ST. LOUIS BLUES

Scottrade Center  
1401 Clark Avenue  
St. Louis, MO, 63103  
314.622.2500  
GM: Doug Armstrong Coach: Davis Payne

## SAN JOSE SHARKS

HP Pavilion at San Jose  
525 W Santa Clara Street  
San Jose, CA, 95131  
408.287.7070  
GM: Doug Wilson Coach: Todd McLellan

## TAMPA BAY LIGHTNING

St. Pete Times Forum  
401 Channelside Drive  
Tampa, FL, 33602  
813.301.6500  
GM: Steve Yzerman Coach: Guy Boucher

## TORONTO MAPLE LEAFS

Air Canada Centre  
40 Bay Street Suite 400  
Toronto, ON, M5J 2X2  
416.815.5700  
GM: Brian Burke Coach: Ron Wilson

## VANCOUVER CANUCKS

Rogers Arena  
800 Griffiths Way  
Vancouver, BC, V6B 6G1  
604.899.4600  
GM: Mike Gillis Coach: Alain Vigneault

## WASHINGTON CAPITALS

Verizon Center  
627 N. Glebe Road, Suite 850  
Washington, DC, 22203  
202.266.2200  
GM: George McPhee Coach: Bruce Boudreau

## WINNIPEG JETS

MTS Centre  
260 Hargrave Street  
Winnipeg, MB, R3C 5S5  
204.987.7825  
GM: Kevin Cheveldayoff Coach: Claude Noel



# 2010.11 NHL STANDINGS / NHL LEADERS

## WESTERN CONFERENCE

### CENTRAL DIVISION

Team	GP	W	L	O	GF	GA	PTS
y-Detroit (3)	82	47	25	10	261	241	104
x-Nashville (5)	82	44	27	11	219	194	99
x-Chicago (8)	82	44	29	9	258	225	97
ST. LOUIS (11)	82	38	33	11	240	234	87
Columbus (13)	82	34	35	13	215	258	81

### NORTHWEST DIVISION

Team	GP	W	L	O	GF	GA	PTS
p-VANCOUVER (1)	82	54	19	9	262	185	117
CALGARY (10)	82	41	29	12	250	237	94
MINNESOTA (12)	82	39	35	8	206	233	86
COLORADO (14)	82	30	44	8	227	288	68
EDMONTON (15)	82	25	45	12	193	269	62

### PACIFIC DIVISION

Team	GP	W	L	O	GF	GA	PTS
y-SAN JOSE (2)	82	48	25	9	248	213	105
x-ANAHEIM (4)	82	47	30	5	239	235	99
x-PHOENIX (6)	82	43	26	13	231	226	99
x-LOS ANGELES (7)	82	46	30	6	219	198	98
DALLAS (9)	82	42	29	11	227	233	95

p – winner of President's Trophy x – clinched playoff spot y – clinched division z – clinched conference

## EASTERN CONFERENCE

### ATLANTIC DIVISION

Team	GP	W	L	O	GF	GA	PTS
y-PHILADELPHIA (2)	82	47	23	12	259	223	106
x-PITTSBURGH (4)	82	49	25	8	238	199	106
x-NY RANGERS (8)	82	44	33	5	233	198	93
NEW JERSEY (11)	82	38	39	5	174	209	81
NY ISLANDERS (14)	82	30	39	13	229	264	73

### NORTHEAST DIVISION

Team	GP	W	L	O	GF	GA	PTS
y-BOSTON (3)	82	46	25	11	246	195	103
x-MONTREAL (6)	82	44	30	8	216	209	96
x-BUFFALO (7)	82	43	29	10	245	229	96
TORONTO (10)	82	37	34	11	218	251	85
OTTAWA (13)	82	32	40	10	192	250	74

### SOUTHEAST DIVISION

Team	GP	W	L	O	GF	GA	PTS
z-WASHINGTON (1)	82	48	23	11	224	197	107
x-TAMPA BAY (5)	82	46	25	11	247	240	103
CAROLINA (9)	82	40	31	11	236	239	91
ATLANTA (12)	82	34	36	12	223	269	80
FLORIDA (15)	82	30	40	12	195	229	72

## NHL LEADERS

### INDIVIDUAL SCORING LEADERS

Player	Team	GP	G	A	PTS	+/-	PIM
Daniel Sedin	VAN	82	41	63	104	30	32
Martin St Louis	TB	82	31	68	99	E	12
Corey Perry	ANA	82	50	48	98	9	104
Henrik Sedin	VAN	82	19	75	94	26	40

### DEFENCEMEN SCORING LEADERS

Player	Team	GP	G	A	PTS	+/-	PIM
Lubomir Visnovsky	ANA	81	18	50	68	18	24
Nicklas Lidstrom	DET	82	16	46	62	-2	20
Keith Yandle	PHX	82	11	48	59	12	68

### ROOKIE SCORING LEADERS

Player	Team	GP	G	A	PTS	+/-	PIM
Jeff Skinner	CAR	82	31	32	63	3	46
Logan Couture	SJ	79	32	24	56	18	41
Michael Grabner	NYI	76	34	18	52	13	10

### GOALTENDING

#### Goals Against Average (Min-27 GP)

Tim Thomas	BOS	2.00
Roberto Luongo	VAN	2.11
Pekka Rinne	NSH	2.12

#### Wins

Roberto Luongo	VAN	38
Carey Price	MTL	38
Cam Ward	CAR	37

#### Shutouts

Henrik Lundqvist	NYR	11
Tim Thomas	BOS	9
Carey Price	MTL	8

### CATEGORY LEADERS

#### Goals

Corey Perry	ANA	50
Steven Stamkos	TB	45
Jarome Iginla	CGY	43

#### Assists

Henrik Sedin	VAN	75
Martin St Louis	TB	68
Daniel Sedin	VAN	63

#### Power Play Goals

Daniel Sedin	VAN	18
Steven Stamkos	TB	17
Teemu Selanne	ANA	16
Ryan Kesler	VAN	15

#### Shorthanded Goals

Frans Nielsen	NYI	7
Michael Grabner	NYI	6
Brad Marchand	BOS	5
Brandon Prust	NYR	5

#### Game-Winning Goals

Alex Ovechkin	WSH	11
Corey Perry	ANA	11
Daniel Sedin	VAN	10

#### Shots

Alex Ovechkin	WSH	367
Dustin Byfuglien	ATL	347
Jeff Carter	PHI	335

#### Shooting PCT (Min-82 SH)

Sergei Kostitsyn	NSH	24.7
Sidney Crosby	PIT	19.9
Lauri Korpikoski	PHX	18.4

#### Plus/Minus

Zdeno Chara	BOS	33
David Backes	STL	32
Kevin Bieksa	VAN	32
Toni Lydman	ANA	32

## NHL AWARD WINNERS

### HART MEMORIAL TROPHY

Corey Perry – Anaheim Ducks

### VEZINA TROPHY

Tim Thomas – Boston Bruins

### JAMES NORRIS MEMORIAL TROPHY

Nicklas Lidstrom – Detroit Red Wings

### MAURICE “ROCKET” RICHARD TROPHY

Corey Perry – Anaheim Ducks

### ART ROSS TROPHY

Daniel Sedin – Vancouver Canucks

### JACK ADAMS AWARD

Dan Bylsma – Pittsburgh Penguins

### GENERAL MANAGER OF THE YEAR AWARD

Mike Gillis – Vancouver Canucks

### CALDER MEMORIAL TROPHY

Jeff Skinner – Carolina Hurricanes

### CONN SMYTHE TROPHY

Tim Thomas – Boston Bruins

### KING CLANCY MEMORIAL TROPHY

Doug Weight – New York Islanders

### WILLIAM M. JENNINGS TROPHY

Roberto Luongo & Cory Schneider – Vancouver Canucks

### LADY BYNG MEMORIAL TROPHY

Martin St. Louis – Tampa Bay Lightning

### BILL MASTERTON MEMORIAL TROPHY

Ian Laperriere – Philadelphia Flyers

### TED LINDSAY AWARD

Daniel Sedin – Vancouver Canucks

### FRANK J. SELKE TROPHY

Ryan Kesler – Vancouver Canucks

### MARK MESSIER NHL LEADERSHIP AWARD

Zdeno Chara – Boston Bruins

### NHL FOUNDATION AWARD

Dustin Brown – Los Angeles Kings

# 2011.12 CRITICAL DATES

## SEPTEMBER

- 9 Opening Day of Rookie Camp
- 16 Opening Day of Training Camp
- 19 Pre-season schedule begins
- 20 NHL Board of Governors Meeting
- 21-24 USHL Fall Classic (Sioux City, IA)
- 26 Kraft Hockeyville – Winnipeg Jets vs Ottawa Senators (Mile One Centre, St. John's, NL)

## OCTOBER

- 1 Hockey Fights Cancer Awareness Month
- 5 Opening Day Playing Rosters set (3:00 p.m. ET)
- 6 Opening Night – 94th NHL Regular Season begins
- 6 Bruins Raise Stanley Cup Banner – Philadelphia Flyers at Boston Bruins
- 6 NHL Face-Off (Winnipeg)
- 7 2011 Compuware NHL Premiere – Anaheim Ducks at Buffalo Sabres (Helsinki, FIN)
- 7 2011 Compuware NHL Premiere – New York Rangers at Los Angeles Kings (Stockholm, SWE)
- 8 2011 Compuware NHL Premiere – New York Rangers at Anaheim Ducks (Stockholm, SWE)
- 8 2011 Compuware NHL Premiere – Buffalo Sabres at Los Angeles Kings (Berlin, GER)
- 9 Winnipeg Jets host first 2011.12 regular season game at MTS Centre (vs Montreal Canadiens)
- 26 A Celebration of Lester Patrick (St. Paul, MN)  
Recipients: Mark Johnson, Bob Pulford, Tony Rossi, Jeff Sauer

## NOVEMBER

- 7-17 2011 Subway Super Series (CHL)
- 8-13 U20 Four Nations Cup
- 12 Hockey Hall of Fame Game (Ottawa Senators at Toronto Maple Leafs)
- 13 Hockey Hall of Fame Legends Classic
- 14 Hockey Hall of Fame Induction Ceremony (Toronto, ON)  
Inductees: Ed Belfour, Doug Gilmour, Mark Howe, Joe Nieuwendyk (Player Category)
- 25 First NBC Broadcast: Detroit Red Wings at Boston Bruins
- 26 NHL Founders Day (1917) – 11 games on schedule

## DECEMBER

- 1 Signing deadline for Group 2 free agents (5:00 p.m. ET)
- 5-6 NHL Board of Governors Meeting (CA)
- 12 US Hockey Hall of Fame Induction Ceremony (Chicago, IL)  
Inductees: Chris Chelios, Mike Emrick, Ed Snider, Gary Suter, Keith Tkachuk
- 19-27 Holiday Roster Freeze in effect. For all players on an NHL active roster, injured reserve, or players with non-roster and injured non-roster status as of midnight, local time, December 19, a roster freeze shall apply through midnight local time December 27, with respect to waivers, trades and loans, subject to the exceptions provided for in CBA Article 16.10.
- 24-25 No scheduled practices – dressing rooms closed
- 26 – Jan. 5 IIHF World U20 Championship (Edmonton & Calgary, AB)

## JANUARY

- 2 2012 Bridgestone NHL Winter Classic – New York Rangers at Philadelphia Flyers (Philadelphia)
- 26-30 NHL All-Star Break (no games played)
- 26-29 No scheduled practices – dressing rooms closed
- 28 NHL Honda SuperSkills (Scotiabank Place, Ottawa, ON)
- 29 59th NHL All-Star Game (Scotiabank Place, Ottawa, ON)
- 29 AHL All-Star Skills Competition (Atlantic City, NJ)
- 30 AHL All-Star Classic (Atlantic City, NJ)
- 31 NHL Regular Season Schedule Resumes
- 31- Feb 1 Home Hardware CHL/NHL Top Prospects Game (Kelowna, BC)

## FEBRUARY

- 1 Hockey is for Everyone Month
- 11 CBC's Hockey Day in Canada (Host: PEI)  
Edmonton Oilers at Ottawa Senators; Montreal Canadiens at Toronto Maple Leafs;  
Vancouver Canucks at Calgary Flames
- 17-19 Hockey Weekend Across America (USA Hockey)
- 19 Hockey Day in America (NBC)
- 27 Trade deadline (3:00 p.m. ET)

## MARCH

- 12-14 NHL General Managers Meeting (Boca Raton, FL)
- 23-25 NCAA Regionals

## APRIL

- 5-7 NCAA Frozen Four (St. Pete Times Forum, Tampa, FL)
- 7 Busiest Day in NHL season – 15 games
- 7 Last day of 2011-12 regular season
- 11 Stanley Cup Playoffs begin
- 12-22 IIHF U18 World Championship (Czech Republic)

## MAY

- 4-20 IIHF World Championship (Helsinki, FIN, Stockholm, SWE)
- 5-13 2012 RBC Cup (Elgar Petersen Arena, Humboldt, SK)
- 18-27 2011 CHL Memorial Cup (Centre Bionest, Shawinigan, QC)
- 28-June 2 2012 NHL Combine

## JUNE

- 15 Last possible day for 2012 Stanley Cup Final
- TBA Deadline for first club-elected salary arbitration (later of June 15 or 48 hours after the conclusion of the Stanley Cup Final, 5:00 p.m. ET)
- 20 2012 NHL Awards
- 22-23 NHL Entry Draft

## JULY

- 1 Free Agency period begins
- 5 Deadline for player-elected salary arbitration notification (5:00 p.m. ET)
- 6 Deadline for club-elected salary arbitration notification (5:00 p.m. ET)
- 20 – Aug. 4 Salary arbitration hearings held

## AUGUST

- 6 Deadline for salary arbitration decisions to be rendered

## ASSIST

An assist is awarded to the player or players (maximum of two) who touch the puck prior to the goal, provided no defender plays or possesses the puck in between.

## GAME PLAYED

A player receives credit for playing in a game if: i) he steps on the ice during time played or; ii) serves any penalty.

## GAME-WINNING GOAL

After the final score has been determined, the goal which leaves the winning club one goal ahead of its opponent is the game-winning goal (example: if Team A beats Team B 8-3, the player scoring the fourth goal for Team A receives credit for the game-winning goal).

## GOAL

A goal is awarded to the last player on the scoring club to touch the puck prior to the puck entering the net.

## GOALS AGAINST AVERAGE

Multiply goals allowed (GA) by 60 and divide by minutes played (MINS).

## GOALTENDER

A goaltender receives a "W" for a win in regulation, overtime or shootout; an "L" for a loss in regulation; or an "OT" for a loss in overtime or shootout.

## PENALTY KILLING PERCENTAGE

Subtract the total number of power play goals allowed from total number of short-handed situations to get total number of power plays killed. Divide the total number of power plays killed by the total number of short-handed situations.

## PLUS/MINUS

A player receives a "plus" if he is on the ice when his club scores an even-strength or shorthand goal. He receives a "minus" if he is on the ice for an even-strength or shorthand goal scored by the opposing Club. The difference in these numbers is considered the player's plus/minus statistic.

## POWER PLAY GOAL

A goal scored by a club while it has a manpower advantage due to an opponent's penalty. Following are some examples of what is and is not considered a power play goal:

- if a club has an advantage on a minor penalty starting at 2:02 of the period and it scores at 4:02, the goal is not a power play goal.
- if a club scores on a delayed penalty, the goal is not a power play goal.
- if a club has an advantage due to a five-minute major or match penalty, that club is always credited with having one more advantage than the number of power play goals it scores during that advantage, because the penalty does not expire. A new advantage begins after each power play goal. For example, if Team A scores three goals during a major penalty, it is credited with four advantages.
- if a club is on a power play for any length of time, it is considered to have had an advantage.
- if a minor penalty is incurred by a club on a power play due to a major penalty, a new advantage is given to that Club when its minor penalty expires, provided the opponent's major penalty is still in effect.

## POWER PLAY PERCENTAGE

Total number of power play goals divided by total number of power play opportunities.

## SAVE PERCENTAGE

Subtract goals allowed (GA) from shots against (SA) to determine saves. Then divide saves by shots against.

## SHOOTING PERCENTAGE

Divide the number of goals scored by the number of shots taken.

## SHORTHAND GOAL

A goal scored by a club while it is at a manpower disadvantage. The same cases apply for shorthand as for power play goals, but in the opposite manner.

## SHOT ON GOAL

If a player shoots the puck with the intention of scoring and if that shot would have gone in the net had the goaltender not stopped it, the shot is recorded as a "shot on goal".

## SHUTOUT

If two goaltenders combine for a shutout, neither receives credit for the shutout. Instead it is recorded as a club shutout.

## TENTHS OF A SECOND

If a penalty or goal occurs in the last minute, the time is rounded off to the previous second (ex: if a penalty is called with 12.4 seconds left in a period, the time is indicated as 19:47 and not 19:48.)

## WINNING PERCENTAGE

Multiply the total number of games played by two to find the total amount of possible points available then divide by total amount of points obtained.

## COACHES RECORD

A coach receives a "W" for a win in regulation, overtime or shootout; an "L" for a loss in regulation; or an "OT" for a loss in overtime or shootout.

**\*\* NOTE:** No individual skater/goaltender statistics apply for the shootout







**MEDIA**

## CANUCKS SPORTS & ENTERTAINMENT MEDIA POLICY STATEMENT

Canucks Sports & Entertainment (CSE) endeavours to provide members of the media with appropriate access and proper resources for the effective performance of their services and to cultivate an environment of mutual cooperation and respect. CSE expects all members of the media to act with honesty and integrity, to engage in factual and accurate reporting and to comply at all times with the policies and procedures set out in these guidelines or otherwise communicated by Canucks media relations staff. Members of the media should be aware that they will be held to the same standards of conduct whether providing services for an accredited organization or acting individually or on behalf of unaccredited organizations and whether performing services for traditional media outlets or emerging media outlets and social networks. CSE RESERVES THE RIGHT TO ENFORCE THESE MEDIA GUIDELINES BY REVOKING CREDENTIALS OR OTHERWISE RESTRICTING AND/OR DENYING ACCESS BY ANY PERSON TO ROGERS ARENA (OR BY LIMITING ACCESS TO CERTAIN AREAS OF THE ARENA) EITHER TEMPORARILY OR PERMANENTLY.

## GENERAL RULES & POLICIES

- Cell phones cannot be used for any purpose in the Canucks dressing and workout rooms at any time (NHL media regulation). PDA's or other mobile devices equipped with cell phone capabilities may be used for email / messaging only.
- Stock and general still and video images are not permitted to be taken in the dressing and workout rooms, i.e., you cannot stand at the entrance and pan the room, or take stock and general images of players or the room.
- Reporters or photographers using an audio recorder, still camera or mini-cam for audio or video recording purposes must inform the person being interviewed (as well as Canucks media relations staff), prior to making any recording, if that recording will or may be posted on the internet.
- All video must adhere to the NHL's broadcast policies available on NHL.com. Material may only be used for editorial purposes.

## ACCREDITATION

**Season passes:** Issued to print, radio and television media members who cover the Vancouver Canucks on a regular basis as part of their work requirements.

**Single Game Passes:** Media members from accredited newspapers, magazines, wire services and electronic media outlets requesting a single-game media pass must make a written request on the stationary letterhead of the applying outlet at least 48 hours prior to the game. Requests should be faxed to Jen Rollins at 604.899.4640 or e-mailed to [jen.rollins@canucks.com](mailto:jen.rollins@canucks.com).

**Important Note:** Members of the media are reminded that press box seating is reserved for working members of media covering a particular game or series of games. Media passes must be displayed at all times. In all cases, passes are non-transferable and any unauthorized use will subject the bearer to ejection from Rogers Arena and forfeiture of the credential. Please see back of game pass for team and League policies.

## INTERVIEWS

In accordance with NHL policy, game-day interviews are permitted within five minutes following the morning skate and within five minutes following the conclusion of a game. Canucks Head Coach Alain Vigneault will conduct game-day interviews in the media workroom located across the hall from the dressing rooms.

## PHOTOGRAPHERS

Photographers on assignment from accredited newspapers, magazines and wire services may apply for single game photo passes by faxing a request to Jen Rollins at 604.899.4640 at least 48 hours prior to the game they desire to shoot. Beat photographers will receive season passes and will shoot from their assigned seats. Assignment photographers will be designated a seat through Canucks Director of Photography, Jeff Vinnick.

CSE does not allow photographers in the team dressing or workout rooms on the road, or at home, without prior authorization. Photographers must request access to the Canucks dressing and workout rooms for a specific assignment. The granting of access will be at CSE's sole discretion and typically will only be granted for direct and specifically requested player interviews or 'events' such as a photo of a new goaltender mask, milestone goal, etc.

**Strobe Rentals:** Those photographers wishing to set up strobe lighting must first contact Canucks Manager, Creative Services Ryan Castle for the necessary authorization, at 604.899.7508. Strobes are often booked quickly and photographers are encouraged to make requests as early as possible.

## USE OF VIDEO AND AUDIO RELATED CONTENT ON INTERNET PLATFORMS

There are limitations on third party use of Canucks video and audio related content ("Canucks Content") on internet platforms. Canucks Content includes but is not limited to interviews, news conferences, practices and community-related events. Games fall under the NHL's broadcast policies. Canucks Content does not extend to the use of editorial text on the internet or text alerts sent to PDA's or cell phones. Canucks Content also does not include "talking head" video or audio of reporters at Canucks facilities, where no team team/interview/press conference footage is used. The limitations and guidelines around use of Canucks Content on internet platforms is as follows:

- Up to 60 seconds maximum per day of video and audio may be used on the Internet by CSE-credentialed news organizations.
- An additional 60 seconds of game highlights may also be used for up to 24 hours following the conclusion of a game.
- No video or audio may be streamed live.
- Material may be archived for 24 hours maximum—no permanent archive of Canucks Content is permitted.
- All material must link back to the team web site (example: "For more information, go to [www.canucks.com](http://www.canucks.com)"). Canucks.com is permitted to link to such posted material.
- All Canucks Content is restricted to use on media websites and may not be "pushed" to other platforms (including but not limited to cell phones).
- Canucks Content cannot be marketed or sold on a subscription basis.
- Canucks Content may be used only in editorial context (such as in links that illustrate stories or in multimedia news sections) and may not be featured in stand-alone multimedia entertainment sections of any website.
- Canucks Content must adhere to the NHL's broadcast policies.
- There is to be no sponsorship or advertising (including pre-roll video player advertising) associated with or connected with Canucks Content. CSE acknowledges that websites may include commercial advertising in banners and contextual ads, but the ads may not be specifically related to Canucks Content.

## MEDIA PARKING

Rogers Arena is unable to provide complimentary parking to members of the media. Media personnel are encouraged to use parking lots around Rogers Arena during games.

## MEDIA ENTRANCE – GATE 9

All media must access Rogers Arena through Gate 9 on the South side of the building (Griffiths Way). Please check in at the media credential station located inside Gate 9 by the elevators. Media can access the Press Box and Gondola on Level 500 from the Gate 9 elevators.

## TELEVISION/RADIO BOOTHS

Television and radio broadcast booths are located in the media gondola on level 500 accessible by the Gate 9 elevators. The media relations department is pleased to arrange pre-tapes and quick hit interviews according to NHL guidelines. Pre-tape and quick hit requests should be made with the Canucks Media Relations Department no later than the morning skate.

## DRESSING ROOMS

The dressing rooms for both the home and visiting team are located on Level 000 of Rogers Arena. Unless otherwise indicated, dressing rooms are open to the media within five minutes following the conclusion of the game. All media members must have their passes displayed in order to gain access to the dressing room. The dressing rooms are accessible post-game from the Press Box via the South Elevators at Gate 9.

## PRESS BOX

The following services are provided to all accredited media members:

- 1 Game notes and lineup sheets are available by 10:00 a.m. on game days.
- 2 Between-period game summaries and post-game final statistics will be distributed to the media.
- 3 Out-of-town scores and officiating decisions will be provided upon availability.
- 4 Closed circuit television monitors with instant replay are situated throughout the press box.
- 5 A media workroom is situated at dressing room level.

## FOOD & DRINK SERVICE

A media meal is available for purchase on game nights. Complimentary soft drinks, coffee, water and popcorn are available to everyone in the press box. Media are also invited to purchase food from the various concessions located on the public concourses at Rogers Arena. Alcoholic beverages are prohibited in the press box.

## FAX/PHOTOCOPY SERVICE

Complimentary fax and photocopy service is available upon request. For assistance, please contact a media relations representative.

## VANCOUVER CANUCKS GAME NIGHT MEDIA SERVICES STAFF

Godfrey Rockwood  
Bill Hinksman  
Ryan Macey  
Narinder Badesha  
Mike McAleer  
Sunny Sung  
Joel Rockwood

## CANUCKS MEDIA HOTLINE: 604.899.4995

The Vancouver Canucks Media Hotline is a recorded message featuring practice times, travel information, player transactions and other important media information. The hotline is updated by 11:30pm (post-game) on game days and by 5:00pm on non-game days.

**PLEASE BE ADVISED THAT MEDIA PASSES MUST BE DISPLAYED AT ALL TIMES**



**TC CARLING**  
Vice President, Communications &  
Community Partnerships

## TC CARLING

TC Carling enters his 13th season with the Vancouver Canucks and second season as Vice President, Communications & Community Partnerships and Executive Director, Canucks for Kids Fund. TC is a member of the club's Senior Leadership Team and oversees the Media Relations and Community Partnerships departments. He is responsible for developing and implementing corporate communication strategies across all Canucks Sports & Entertainment and Canucks for Kids Fund initiatives. In his role, TC is responsible for identifying and pursuing team and player strategies with broadcast, web site, Game Night Magazine and media outlets to leverage the Canucks brand in the community.

TC began working for Canucks Sports & Entertainment in 1999 and has worked primarily in a media relations capacity, most recently serving as Director, Media Relations & Team Operations. TC has also worked with EA Sports and the Vancouver Grizzlies of the NBA.

A native of Victoria, BC, Carling graduated from the B.C.I.T. Radio Broadcasting Program in Burnaby, BC. TC, his wife Tamsin and their dog Jordan live in Vancouver.



**BEN BROWN**  
Director, Media Relations  
& Team Operations

## BEN BROWN

Ben Brown enters his 10th season with the Vancouver Canucks and second season as Director, Media Relations & Team Operations. Ben is responsible for facilitating internal and corporate communication and serves as the primary liaison for all local, national and international media. Ben provides direction to the Media Relations department and is a member of the Canucks Sports & Entertainment Leadership Team.

Ben began working for Canucks Sports & Entertainment in 2001 and most recently served as Manager, Media Relations over five seasons with the club. Ben has also worked with the Vancouver Whitecaps Football Club and Quest Media in London, England.

A native of Saskatoon, SK, Ben graduated from Simon Fraser University with a B.A. in Communication and a History minor.



**STEPHANIE MANIAGO**  
Manager, Media Relations &  
Publications

## STEPHANIE MANIAGO

Stephanie Maniago enters her seventh season with the Vancouver Canucks and second as Manager, Media Relations & Publications. Stephanie serves as the Senior Editor for all company publications including the Yearbook, Game Day Magazine and Media Guide. She is responsible for corporate communication, manages daily media requests, produces club press releases and advisories and assists with press conferences while liaising with local and national media. Stephanie is also responsible for supporting team travel.

Stephanie joined the Canucks from the BC Lions of the CFL, where she served as a student associate in the Communications department.

A native of Burnaby, BC, Stephanie obtained a B.A. with a major in Communication and minor in History from Simon Fraser University.



**JEN ROLLINS**  
Coordinator, Media Relations &  
Publications

## JEN ROLLINS

Jen Rollins enters her fourth season with the Vancouver Canucks and second season as Coordinator, Media Relations & Publications. Jen is responsible for production of the Game Day Magazine and serves as Associate Editor for all team publications including the Yearbook and Media Guide. Jen is also responsible for all player radio requests and compiling and distributing hockey information, including game notes, League statistics, press clippings and media guides to media and hockey management on a daily basis. Jen first joined the Canucks as Media Relations Student Associate in the 2007/08 season.

Jen is a native of Duncan, BC and completed a B.A. in Communication with BYU-Idaho. She currently lives in Vancouver with her husband Sterling.



## JOHN SHORTHOUSE

John Shorthouse returns for his 14th year behind the Canucks microphone, splitting play-by-play duties between Rogers Sportsnet Pacific and Team 1040 Sports Radio.

The Vancouver native is the third radio announcer in Canucks history – his appointment fulfilled a life-long dream. A graduate of the British Columbia Institute of Technology, John spent eight years at Global Sports Page – his time there was highlighted by the Canucks '94 Stanley Cup run. John then spent one year calling games for CTV Sportsnet/VTV and CKNW before taking on radio play-by-play duties full time.

John, his wife Christina, their son Will, daughter Maggie and dog Moses reside in Vancouver.



**JOHN SHORTHOUSE**  
Play-by-Play, Team 1040/  
Rogers Sportsnet

## RICK BALL

Rick Ball returns to the Canucks broadcast team this season as radio play-by-play announcer on Team 1040. Rick will share play-by-play duties with John Shorthouse while continuing in his role as play-by-play announcer for the BC Lions of the Canadian Football League. In 2003, Rick moved from CFAX Victoria to Team 1040, where he hosted his own afternoon talk-show. A native of British Columbia, he began his broadcasting career in hockey after graduating from BCIT's Broadcast Journalism program, where from 1995 to 2000 he lent his voice to the Kelowna Rockets' (WHL) games. Rick first did TV play-by-play for the Vancouver Canucks on VTV in 2001.

Rick and his wife, Carole, are proud parents of a daughter, Gracie.



**RICK BALL**  
Play-by-Play, Team 1040

## DAVE TOMLINSON

Dave Tomlinson enters his second season in the Canucks broadcast booth as colour analyst after 15 years of professional hockey in the AHL, IHL, NHL, European leagues and Canada's National Team. Over the last four years, Dave has worked as an on-air host and analyst with Team 1040 sports radio. Drafted by the Toronto Maple Leafs in 1989, Dave's playing career included four years in the NCAA with Boston University, where he graduated with a Bachelor of Science in Business Administration. His professional career was highlighted by 42 NHL games with Toronto, Winnipeg and Florida, with stops in St. John's, Moncton and Cincinnati followed by ten years in the German Elite Division.

Dave and his wife Manja are proud parents to Leni Greta (6) and Rocco David (1), and have a Doberman Pinscher named Louis Vuitton.



**DAVE TOMLINSON**  
Analyst, Team 1040





**JOHN GARRETT**

Colour Commentary, Rogers Sportsnet

## JOHN GARRETT

John Garrett brings over 20 years of broadcasting experience and 15 years as a professional goaltender to Canucks telecasts again this season. During the NHL season, Garrett keeps busy by juggling his time between Canucks broadcasts and regular spots as an in-studio analyst on the "NHL Gamenight" panel. Garrett was originally drafted 38th overall by St. Louis in the 1971 NHL Entry Draft, but his professional career gained momentum when he was selected by Minnesota in the 1973 WHA professional player draft. He went on to play seven seasons with Minnesota, Toronto, Birmingham and New England with his play being rewarded with three All-Star Game selections. John's NHL career began in Hartford in 1979 and he proceeded to play for seven seasons and 207 games for the Hartford Whalers, Quebec Nordiques and Vancouver Canucks. He also represented the Canucks in the 1983 All-Star Game. Garrett broke into the broadcasting world with Hockey Night in Canada in 1986, following his last NHL season as a player; he served as a member of the Hockey Night in Canada team until 1998.

John, a graduate of Queen's University, is married with two daughters and makes his home in Vancouver.



**DAN MURPHY**

Host, Rogers Sportsnet

## DAN MURPHY

Dan Murphy enters his 10th season as host for Rogers Sportsnet Pacific's Vancouver Canucks broadcasts. After graduating from the University of Ottawa with a degree in Communications in 1992, Murphy attended BCIT's Broadcast Journalism program where he graduated in 1995. He quickly got his start in television joining Global's Sports Page in Vancouver where he worked as a writer/reporter/producer from 1995 to 1999. Murphy was then hired as a reporter by Sportsnet in November 1999 and hosted Vancouver Grizzlies NBA broadcasts on Sportsnet and VTV during the 2000.01 season.

Dan, his wife Christy and their dog Bowe reside in North Vancouver.



STAFF

# CANUCKS STAFF

## BRAND & CREATIVE



**MARK RAHAM**  
Creative Director



**RYAN CASTLE**  
Manager, Creative Services



**LEAH BROWNE**  
Senior Graphic Designer



**EVAN BISWANGER**  
Graphic Designer



**JULIE TRAN**  
Graphic Designer



**ART GREEN**  
Coordinator, Animation & Display Services



**POUYA PEIRAVI**  
Game & Event Multimedia Coordinator



**LISE CARRIERE**  
Planning & Project Manager



**ANNIE CHAN**  
Production Coordinator



**MARILYN RAMEN**  
Image Resource Coordinator

## BROADCAST



**MIKE HALL**  
Executive Producer, Broadcast Media



**PAUL BRETTCELL**  
Director, Facilities & In-House Productions



**JASON STEENSMA**  
Senior Multimedia Producer



**SHANNON BAKER**  
Broadcast Business Manager



**GAYLA ANDERSON**  
Multimedia Producer



**JOEY KENWARD**  
Canucks TV Reporter



**RORY MCGARRY**  
Production Assistant & Editor

## BUSINESS DEVELOPMENT



**DAVID COMUZZI**  
Senior Director,  
Business Development



**JAMES DOUGLAS**  
Director, Business Development



**SEAN MONAHAN**  
Director, Business Development



**ROB REES**  
Director, Business Development



**SIMON LOUCA**  
Interactive Account Manager



**ALBERT YAN**  
Sales & Service Business Analyst

## CLIENT SERVICE & TICKET OPERATIONS



**MARY NAGY**  
Director, Client Service & Ticket Operations



**AYSHA MARTIN**  
Manager, Client Service & Ticket Operations



**MARTHA VASSOS**  
Manager, Client Service



**CLAYTON LETAIN**  
Manager, Client Service

## CLIENT SERVICE & TICKET OPERATIONS CONTINUED



**SONJA KRISTIANSEN**  
Program Manager, Client  
Communications & Ticket Operations



**CHRIS WALLACE**  
Ticket Operations Administrator



**SAMANTHA DOCKING**  
Account Executive, Club Seat Service



**AAQIL KASSAMALI**  
Account Executive, Client Service



**KYLE BEATTIE**  
Account Executive, Client Service



**KATRINA ELLIOTT**  
Account Executive, Client Service &  
Ticket Operations



**MATTHEW HOPKINS**  
Client Service Representative

## ENGINEERING



**AL HUTCHINGS**  
Director, Engineering



**MARK WOHL**  
Manager, Plant Operations



**SHAWN CAMPBELL**  
Supervisor, Conversions



**CASEY DALGLISH**  
Coordinator, Engineering Services



**JOSH STEVENS**  
Assistant Coordinator, Engineering Services



**RENEE RICHARDSON**  
Coordinator, Facility Operations



**KEVIN GALLIVAN**  
Electrician



**MATTHEW HRYHOR**  
Electrician



## ENGINEERING CONTINUED



**JOE LUND**  
Electrician



**BARRY DENNISON**  
General Maintenance Worker



**BRUCE FOULDS**  
General Maintenance Worker



**STEVE CARON**  
Building Operator



**DAVID CORLETT**  
Building Operator



**KEITH FONG**  
Building Operator



**STEVEN GOOD**  
Building Operator



**RICHARD BONNETT**  
Conversions Crew Leader



**ALBERT DESIENA**  
Conversions Crew Leader



**RICHARD DRIVER**  
Conversions Crew Leader



**ED YEE**  
Conversions Crew Leader

## EVENT SALES & MARKETING



**SHEENA WAY**  
Director, Event Sales & Marketing



**DOROTHY CHAUSSE**  
Administrator, Event Sales & Booking

## EVENT SERVICES



**INDIRA FISHER**  
Director, Event Services



**RITA ROGERS**  
Senior Manager, Events



**JIM DAY**  
Manager, Staff Services & Security



**BRENT ROSSINGTON**  
Coordinator, Safety & Security



**ELROY FERNANDES**  
Manager, Housekeeping



**AGIM HASANI**  
Supervisor, Housekeeping



**STU CUMMINGS**  
Material Handling Coordinator



**DIANA CAMPBELL**  
Event Manager



**LEAH FOREMAN**  
Event Manager



**JANICE MCLELLAN**  
Event Manager



**ALMIRA CHOW**  
Guest Services & Tour Coordinator



**CHANTEL JONES**  
Staff Services Coordinator -Scheduling



**SABRINA SANDBECK**  
Staff Services Coordinator - Scheduling



**LEIGH MILES**  
Administrative Assistant

## FINANCE & ADMINISTRATION



**AARON WILSON**  
Director, Finance



**PATRICIA BIGONZI**  
Controller, Hockey Operations



**LAURI SHORTYK**  
Assistant Controller – Arena



**HEIDI HARMS**  
Corporate Accounting Manager



**DENISE OUANG**  
Administrative Services Manager



**SARA KLASSEN**  
Accountant, Hockey & Canucks for Kids Fund



**KRISTINE DEL ROSARIO**  
Accountant, Central Services




**WENDY JOVANOV**  
Accountant



**DIANE SUTHERLAND**  
Accounts Receivable Administrator



**KERRY KAVANAUGH**  
Accounts Payable Administrator



**SATOE KUBODERA**  
Accounts Payable Administrator



**JACKIE HAGERTY**  
Payroll Coordinator



**FERDIE DE GUZMAN**  
Central Services Coordinator

# CANUCKS STAFF

## GAME ENTERTAINMENT & EVENTS



**KAREN CHRISTIANSEN**  
Director, Charitable,  
Corporate & On-Ice Events



**CAM GOUDREAU**  
Manager, Game Entertainment & Events



**REBECCA GRANT**  
Coordinator, Game Entertainment & Events

## HOCKEY OPERATIONS



**CHERYL LOVESETH**  
Executive Office Manager



**JOAN STOBBS**  
Executive Assistant &  
Team Services Administrator



**ANDREA LOBO**  
Executive Assistant, Hockey Operations



**ALEX MITCHELL**  
Director, Community Partnerships



**ROD BRATHWAITE**  
Manager, Hockey Development &  
Alumni Liaison



**TARA CLARKE**  
Program Manager,  
Community Partnerships



**JESSICA HOFFMAN**  
Program Manager,  
Community Partnerships



**PAUL BUCKLEY**  
Coordinator, Community Partnerships  
& Mascot Liaison



**FIN**  
Mascot

## HUMAN RESOURCES



**DANA CLARK**  
Director, Human Resources



**KAROLINA MAY**  
Manager, Human Resources



**TENISHA SOON PSAJD**  
Human Resources Coordinator



**NICOLE SWINDEN**  
Administrative Assistant



**LYNN BRADLEY**  
Receptionist

## PREMIUM CLIENT SERVICE



**DEBORAH BOREN**  
Director, Premium Client Service



**LISA MCNABB**  
Manager, Premium Client Sales & Service



**JOHN MACINTYRE**  
Manager, Premium Client Sales & Service



**RYLAN JAY**  
Account Executive, Premium Client Service



**JAMES MOORE**  
Account Executive, Premium Client Service



**ADAM SMITH**  
Account Executive, Premium Client Service



**ERIN SCIME**  
Administrative Assistant,  
Client Service & Ticket Operations



# CANUCKS STAFF

## SALES & SERVICE ACTIVATION



**DARREN MOSCOVITCH**  
Director, Sales & Service Activation



**KELLY DURAN**  
Marketing Project Manager,  
Revenue Generation



**TINA ROGERS**  
Marketing Project Manager,  
Fan Development



**BIANCA BUJAN**  
Manager, Sponsorship Assets



**SARAH SIMPSON**  
Account Executive, Sponsorship Activation



**COLIN WHITESIDE**  
Account Executive, Sponsorship Activation



**ANTONIA NASSOPOULOS**  
Administrative Assistant,  
Business Development

## CANUCKS TEAM STORE



**JANEIL MACKAY**  
Director, Retail &  
Consumer Product Marketing



**JILL WHITE**  
Retail Buyer & Merchandiser



**BALBIR HUNDLE**  
Warehouse & Distribution  
Centre Manager



**AMBER LAFAVE**  
Retail Operations Coordinator



**DEREK LEE**  
Retail Store Manager (Outlet)



**CHRIS KLIMEK**  
Retail Supervisor



**MATT OXENHAM**  
Retail Supervisor



**JASON CALLAGHAN**  
Shipper/Receiver

## TECHNOLOGY



**CHIP SUTTLES**  
Director, Technology



**GREG STORY**  
Senior Broadcast Technician



**JOHN RILEY**  
Chief Audio Technician



**KARL PEDERSEN**  
Digital Media Technician



**WILLIAM CHENG**  
Manager, Information Technology



**LIEANE ARABSKY**  
Business & Systems Analyst



**STEVE GOWAN**  
Business & Systems Analyst



**MEGHAN HEWITT HARTLEY**  
Technical Analyst



**TIM HEMMING**  
Technical Analyst



**OLIVER PRINCE**  
Systems/Network Analyst

## TRAVEL



**CATHIE MORONEY**  
Travel Manager

# CANUCKS STAFF

## WEB DEVELOPMENT



**KEVIN KINGHORN**  
Director, Website & New Media



**DEREK JORY**  
Website Writer



**KAREN SUM**  
Website Coordinator



**MIKE TIMOFIY**  
Website Developer



**NICOLE VAN ZANTEN**  
Social Media Coordinator



**JESSICA MCNEILL**  
Web Video Coordinator

## PHOTO NOT AVAILABLE

**LAWREN CODY** Editor

**WYNN MOODY** Retail Operations Manager

**RACHEL SCHWAB** Retail Store Manager (Robson)

**BEN YIP** Account Executive, Sponsorship Activation

## NOTE PAD







*Budweiser*



**GREAT GAMES  
ARE  
WAITING.**



OFFICIAL PARTNER OF THE  
VANCOUVER CANUCKS.®

WHY NOT  
**GRAB  
SOME  
BUDS**

Vancouver Canucks primary logo and name are registered trademarks of the NHL team. © NHL 2011.  
All Rights Reserved. ®/MD Anheuser-Busch, Inc.







**WE ARE ALL CANUCKS**