



GUIDE & RECORD BOOK

TABLE OF CONTENTS

Table of Contents	1
Club Directory	2

OWNERSHIP & EXECUTIVE

Jeremy M. Jacobs	4
Charlie Jacobs	5
Cam Neely	6
Harry Sinden	7

HOCKEY OPERATIONS

Don Sweeney	9
Scott Bradley	10
John Ferguson	10
Evan Gold	11
Jamie Langenbrunner	11
Chris Kelly	11
Mike Dunham	12
Ryan Nadeau	12
Scott Fitzgerald	12
Scouting Staff	13-14
Support Staff	14
Bruce Cassidy	15
Joe Sacco	16
Jay Pandolfo	16
Kevin Dean	16
Bob Essensa	17
Paul Whissel	17
Training Staff	18
Equipment Staff	19

THE PLAYERS

2020-21 Roster	21
Ahcan, Jack	22
Bergeron, Patrice	23-25
Berglund, Victor	26
Bjork, Anders	27
Blidh, Anton	28
Booth, Callum	29
Carey, Paul	30-31
Carlo, Brandon	32-33
Clifton, Connor	34
Coyle, Charlie	35-36
DeBrusk, Jake	37-38
Filipe, Matt	39
Frederic, Trent	40
Grzelcyk, Matt	41-42
Halak, Jaroslav	43-44
Hughes, Cameron	45
Kampfer, Steven	46-47
Kase, Ondrej	48-49
Keyser, Kyle	50
Koppanen, Joonas	51
Krejci, David	52-54
Kuhlman, Karson	55
Kuraly, Sean	56-57
Lantosi, Robert	58
Lauko, Jakub	59
Lauzon, Jeremy	60
Lindholm, Par	61
Marchand, Brad	62-64
McAvoy, Charlie	65-66
McKegg, Greg	67-68
Miller, Kevan	69-70
Moore, John	71-72

Pastrnak, David	73-75
Rask, Tuukka	76-78
Ritchie, Nick	79
Senyshyn, Zach	80
Shen, Pavel	81
Smith, Craig	82-83
Steen, Oskar	84
Studnicka, Jack	85
Swayman, Jeremy	86
Vaakanainen, Urho	87
Vladar, Dan	88
Wagner, Chris	89-90
Wolff, Nick	91
Zboril, Jakub	92
In The System	93-96
Providence Bruins Coaching Staff	97

2019-20 SEASON IN REVIEW

Regular Season Scoring	99
Playoff Scoring	100
Game-by-Game Results	101-102
Season Notables	103
Season Series vs. NHL Teams	104-133
Round One Series vs. Carolina	134
Round Two Series vs. Tampa Bay	135
Final NHL Standings	136
Stanley Cup Trail	137
NHL Trophy Winners	138

REGULAR SEASON RECORDS

Year-by-Year, Overall	140-141
Year-by-Year, Home & Road	141-142
Year-by-Year Leading Scorers	143-144
50-Goal, 100-Point Scorers	144
Longest Goal & Point Streaks	144
Bests & Worst	145-148
Penalty Shots For	149
Penalty Shots Against	150
Shootout Records	151-153
Team Records	154
Individual Records	154-155
All-Time Game-by-Game Results, Notables & Scoring	156-209
The Last Time	209

PLAYOFF RECORDS

Year-by-Year Records	211-212
Playoff Series Summaries	213
All-Time vs. NHL Teams	214
Team Records	215-216
Individual Records	216-217
Top Ten Category Leaders	217
Comebacks & Blown Leads	218
Penalty Shots For & Against	218
Stanley Cup Championship Teams	218
Overtime Records & Victories	219-220
Overtime Defeats	220-221
Longest/Shortest Overtimes	221
Hat Tricks For & Against	222
Shutouts For	223
Shutouts Against	224
All-Time Game-by-Game Results, Notables & Scoring	225-238
The Last Time	239

HISTORY

Presidents, General Managers, Coaches & Captains	241
All-Time Top 20 Scorers	242
Lifetime Leaders	242
Lifetime Leaders by Position	243
Lifetime Leaders by Country of Birth	244
Bruins Father & Son Combinations	244
Bruins Brother Combinations	244
Bruins All-Stars	245
Bruins in the Hall of Fame	246
Bruins Honored Numbers	247-249
Bruins NHL Trophy Winners	249
Bruins Team Trophy Winners	250-251
John Carlton Memorial Trophies	251
All-Time Roster & Statistics	252-273
All-Time Goaltenders & Statistics	274
All-Time Coaching Records	275-276
All-Time Trade Register	277-283
All-Time Sweater Numbers	284-286
All-Time Draft Selections	287-289

VS. THE NHL

NHL Club Directories & Bruins Lifetime vs. NHL Teams	291-320
Year-by-Year Season Series by Team	321-338

OFF THE ICE

Communications Staff	340
Media Information	340
On the Air with the Bruins	341
TD Garden	342



BOSTON BRUINS

2020-2021

Official Guide & Record Book

Editor
Heidi Holland

Photographers
Steve Babineau, Brian Babineau,
Getty Images

Graphic Design
Mark Majewski

ON THE COVER:
2019-20 Bruins NHL Trophy winners
Bruce Cassidy (Jack Adams),
David Pastrnak (Rocket Richard) &
Tuukka Rask/Jaroslav Halak (Jennings)

CLUB DIRECTORY



OWNERSHIP

Owner & Governor, Boston Bruins;
Chairman, NHL Board of Governors..... Jeremy M. Jacobs
Chief Executive Officer,
Delaware North Boston Holdings Charlie Jacobs
Alternate Governors Charlie Jacobs,
Jeremy Jacobs, Jr., Louis Jacobs,
Harry Sinden, Cam Neely, Don Sweeney
Senior Advisor to the Owner Harry Sinden

EXECUTIVE

President Cam Neely
Chief Revenue Officer Glen Thornborough
Vice President, Finance Jim Bednarek
Vice President, Business Strategy Joshua Brickman
Vice President, Communications & Marketing Matthew Chmura
Vice President, Corporate Partnerships Chris Johnson
Vice President, Premium Sales & Service Leah Leahy
Executive Assistants Rita Brandano, Maria Poirier

HOCKEY OPERATIONS

General Manager Don Sweeney
Senior Advisor to the General Manager Scott Bradley
Assistant General Manager & Director of Legal Affairs Evan Gold
Executive Director of Player Personnel John Ferguson
Director of Player Development &
Player Personnel Advisor Jamie Langenbrunner
Player Development Coordinator Chris Kelly
Goaltender Development Coach Mike Dunham
Associate Director of Amateur Scouting Ryan Nadeau
Director of College Scouting Scott Fitzgerald
European Scouting Coordinator P. J. Axelsson
Pro Scouting Staff Dennis Bonvie, Adam Creighton,
Matt Lindblad
Amateur Scouting Staff Jeff Barratt, Alain Bissonnette,
Arseniy Bondarev, Andrew Dickson, Brett Harkins,
Doug Leaverton, Jan Ludwig, Dean Malkoc,
Teemu Numminen, Victor Nybladh, Blair Reid,
Matt Ryan, Svenake Svensson, Bob Wetick
Director of Hockey Analytics Jeremy Rogalski
Hockey Operations Analyst Josh Pohlkamp-Hartt
Hockey Operations Data Engineer Campbell Weaver
Hockey Operations Assistant Colin Mayberry
Manager of Team Services and Travel Ali Mitchell

COACHING

Head Coach Bruce Cassidy
Assistant Coaches Joe Sacco, Jay Pandolfo, Kevin Dean
Goaltending Coach Bob Essensa
Video Coordinator Mathew Myers
Assistant Video Coordinator Sean Andrade
Skating Consultant Kim Brandvold

MEDICAL, TRAINING and EQUIPMENT

Director of Sports Performance & Rehab Paul Whissel
Head Athletic Trainer Don DeNegro
Assistant Athletic Trainer and Physical Therapist Joe Robinson
Head Performance Coach Kevin Neeld
Assistant Performance Coach Ken Whittier
Head Equipment Manager Keith Robinson
Assistant Equipment Managers Jim "Beets" Johnson, Matt Falconer
Head Team Physician/Orthopedist Dr. Peter Asnis
Team Internist Dr. David Finn
Team Dentist Dr. Edwin Riley

MEDICAL, TRAINING and EQUIPMENT, cont.

Sports Nutritionist Julie Nicoletti
Team Chef Keith Garman

COMMUNICATIONS

Director of Communications & Content Brandon McNelis
Director of Publications & Information Heidi Holland
Communications Manager Tom Brewster
Content Specialist Travis Basciotta
Video Production Manager Mike Penhollow
Digital Content Specialist Eric Russo
Content Administrators Michael Tolvo, Austin Lewis

MARKETING/COMMUNICATIONS/BOSTON BRUINS FOUNDATION

Strategic Marketing Manager Andrea Mazzarelli
Game Presentation Manager Evan O'Brien
Marketing Activation Coordinator Kelley Newman
Director of Creative Services Mark Majewski
Senior Director of Community Relations Kerry Collins
Director of Youth Hockey Mike Dargin
Ambassadors John Bucyk, Tom McVie
Foundation President Bob Sweeney
Director of Health, Fitness and Wellness John Whitesides
Foundation Coordinator Leandra Murphy

MISCELLANEOUS

Arena TD Garden (capacity 17,850)
Colors Black and Gold
TV Rightsholder New England Sports Network (NESN)
Jack Edwards (play-by-play) and Andy Brickley (analyst);
Dale Arnold (studio host); Brian Zechello (producer)
Radio Rightsholder 98.5 The Sports Hub (CBS Radio Boston, 98.5 FM)
Judd Sirott (play-by-play) and Bob Beers (analyst)



BOSTON BRUINS 2020-2021 Official Guide and Record Book

Editor
Heidi Holland

Photographers
Steve Babineau, Brian Babineau,
Getty Images

Graphic Design
Mark Majewski



OWNERSHIP & EXECUTIVE

JEREMY M. JACOBS

OWNER, BOSTON BRUINS | CHAIRMAN, NHL BOARD OF GOVERNORS



Jeremy M. Jacobs is the owner of the Boston Bruins and Chairman of Delaware North, one of the world's leading hospitality and food service companies.

Mr. Jacobs is in his 46th year of ownership of the Boston Bruins and is one of the most respected sports business leaders in the world. The team was honored by the Sports Business Journal in 2012 with their prestigious Sports Team of the Year award.

What he termed his "greatest accomplishment" came when he went on the ice in Vancouver on June 15, 2011 to join in the celebrations as his Bruins won the Stanley Cup and fulfilled his dream of bringing an NHL championship to the city of Boston.

Mr. Jacobs has held numerous leadership roles in the NHL and in 2007 his peers unanimously elected him to be Chairman of the NHL Board of Governors, a role that he holds today.

For his contributions to hockey, he received the sport's ultimate honor in November, 2017, as he was inducted into the Hockey Hall of Fame as the sixth member of the Bruins to enter in the Builder's category.

That was just the latest in a list of honors that show the esteem in which he is held in the wider world of sports. Mr. Jacobs was inducted into the Greater Buffalo Sports Hall of Fame in 2006, awarded the Hockey Legacy Award from the Sports Museum in Boston in 2012, inducted into the Arkansas Sports Hall of Fame in 2013, awarded the prestigious Lester Patrick Trophy from USA Hockey in 2015, named to the Sports Business Journal Champions: Pioneers in Sports Innovation & Business class of 2016, and was inducted into the 2016 class of the Massachusetts Hockey Hall of Fame.

He has been at the helm of Delaware North for more than forty years, leading it to its ranking as one of the largest and most admired privately held companies in North America with \$3 billion in revenue and 60,000 associates serving half a billion customers on four continents.


Delaware North's operating subsidiaries include industry leaders in food and retail operations at airports and sports venues, ownership of the TD Garden, operations of parks and major tourist attractions, hotel ownership and management, gaming operations, and premium dining and catering services at some of the world's most iconic tourist destinations.

In 2015, Delaware North commissioned "The Future of Sports", an interactive publication comprised of input from leading futurists, tech professionals and sports industry experts to project the next twenty-five years of the sports industry. The provocative report has gained widespread media attention, and has been studied by other professional and amateur sports teams.

Mr. Jacobs is extensively involved in numerous charitable efforts. In 2003 the Jacobs family founded the Boston Bruins Foundation, a non-profit organization that assists charitable organizations that demonstrate a commitment to enhancing the quality of life for children throughout New England. Since its inception, the Foundation has raised over \$28 million dollars.

Mr. Jacobs is a passionate philanthropist of public higher education and has served in numerous volunteer positions with the State University of New York at Buffalo. His family has made \$50 million in donations to the institution and, in recognition of their continued support, the university named their medical school the Jacobs School of Medicine & Biomedical Sciences.

An alumnus of the University of Buffalo's School of Management and the Harvard School of Business Advanced Management Program, he holds honorary doctorates from the University at Buffalo, Canisius College, Johnson and Wales University and Niagara University.



CHARLIE JACOBS

CHIEF EXECUTIVE OFFICER AND ALTERNATE GOVERNOR



Charlie Jacobs serves as Chief Executive Officer of Delaware North, a family-owned, global leader in hospitality. Charlie also serves as Chief Executive Officer of the Boston Bruins and as Alternate Governor for the club on the NHL's Board of Governors.

Along with his brothers, Jerry Jacobs Jr. and Lou Jacobs, Charlie provides stewardship to the more than 100-year-old Delaware North and its seven operating subsidiaries, which include global industry leaders in food and retail operations

at airports and sports venues, sports facility ownership and management, operations of parks and major tourist attractions, hotel ownership and management, gaming operations and fine dining and catering. Charlie also guides the strategic efforts for Delaware North's holdings in Boston, which includes TD Garden, The Hub on Causeway and the company's ownership share in New England Sports Network.

Charlie serves as the Founder and Chairman of the Boston Bruins Foundation, whose mission is to assist charitable organizations that demonstrate a commitment to enhancing the quality of life for children and their fami-

lies throughout New England. Since its inception in 2003, the Boston Bruins Foundation has contributed more than \$45 million to New England-based charitable organizations.

Foundation highlights from this past year included the donation of over \$450,000 to COVID-19 response efforts and \$600,000 to the families of fallen first responders. Charlie has been instrumental in the expansion of the Bruins Academy Learn to Play program, which increased its reach in the past year to eighty locations across New England with over 5,000 participants. Each participant received a full set of CCM equipment, skates, a professional personalized fitting and four weeks of on-ice instruction led by certified coaches.

It was under Charlie's guidance that the Boston Bruins current management group has been assembled and it was a tribute to his leadership when the Bruins were named the Sport Business Journal's 2012 Sports Team of the Year based on the criteria of "excellence, growth, creativity, innovation, sound planning, implementation and outcomes."

Charlie is active in numerous local organizations, including The Massachusetts Business Roundtable, Boston College Chief Executives Club and The Sports Museum, where he serves on the Board.





Cam Neely is in his 11th season as President of the Bruins, as on June 16, 2010 he became just the eighth man to hold that position in the history of the franchise.

He oversees all of the club's hockey and business operations and his goal from the start has been that the Bruins be at the forefront of setting industry standards in all areas of operation.

A prime example of that mandate came with the club's July, 2014 announcement of a letter of intent for a long-term lease in a new hockey rink in

the Boston Landing development in Boston's Allston-Brighton neighborhood. The Bruins opened their 2016 training camp in the Warrior Ice Arena, a state-of-the-art facility which includes approximately 25,000 square feet of dedicated locker room, training and office space and is now their primary year-round practice and training arena.

Neely assumed his current position in his fourth season in the team's front office, as he returned to the organization on September 25, 2007 as a Vice President. He also serves as an Alternate Governor of the club. It was under his leadership that the Bruins were honored as the Sports Business Journal's 2012 Sports Team of the Year based on the criteria of "excellence, growth, creativity, innovation, sound planning, implementation and outcomes".

No player ever wore a Bruins sweater with more pride than Neely and no one was prouder than he while watching the 2010-11 Bruins squad develop the belief in themselves and each other en route to the Stanley Cup championship. The competitive instinct that fueled him as a player has not left him as an executive and his goal for the organization remains to return the Cup to Boston.

A 1983 first round draft pick of the Vancouver Canucks, Neely came to Boston on his 21st birthday in a June, 1986 trade. His potent blend of offensive talent and a punishing physical presence quickly endeared him to Bruins fans

and he became one of the most revered players in team history. He earned four NHL Second-Team All-Star berths in Boston, led the team in goals for seven seasons and in points twice and he still ranks fifth overall on the club's all-time goal list and tenth overall on the team's all-time scoring list. He is the club's all-time leader in playoff goals and ranks seventh overall in team history with 87 career playoff points.

He became just the fifth Bruin in team history to record a 50-goal season when he set a club record for goals by a right wing with 55 in 1989-90 and he was just the second player in team history to record consecutive 50-goal campaigns when he followed that with 51 tallies in 1990-91. His 50 goals in only 44 games in 1993-94 tied as the second-fastest such feat in NHL history and was all the more remarkable because he had missed most of the previous season with thigh and knee injuries. The 1993-94 winner of the Bill Masterton Trophy was forced into retirement by those injuries in September, 1996.

The Bruins retired his number 8 on January 12, 2004, and he was elected into the Hockey Hall of Fame in 2005. He was honored with the league's Lester Patrick Award in 2010 for his "outstanding service to hockey in the United States". He currently serves on the Board of Directors of the Hockey Hall of Fame.

His impact on the city of Boston was not confined to the ice, as he has long been actively involved in many charitable efforts. Along with his brother and sisters, he established the Cam Neely Foundation for Cancer Care in 1995 in memory of his parents, Mike and Marlene. In addition to the Neely House, which provides housing and support for families of patients undergoing cancer treatments, the Foundation supports the Neely Cancer Fund, whose initiatives include the Neely Center for Clinical Cancer Research, the Neely Cell Therapy and Collection Center and the Neely Pediatric Bone Marrow Transplant Unit in its mission to fund treatment and research efforts.

Neely and his wife Paulina have two children.



HARRY SINDEN

SENIOR ADVISOR TO THE OWNER AND ALTERNATE GOVERNOR



Harry Sinden has been an integral part of the Bruins organization for over 50 years. He moved into his current role as Senior Advisor to club owner Jeremy Jacobs on August 9, 2006 after 17 seasons as the team President and he is also an Alternate Governor for the team on the NHL's Board of Governors.

Sinden began in the organization in the early 1960s as a player-coach at the minor league level before progressing as a head coach in Boston, as the team's General Manager for 28 seasons

and then as President. As a coach and General Manager, he has been part of a Bruins Stanley Cup championship, six Conference titles and ten Division championships, and his Boston teams combined for 29 winning seasons. With a 7-4 Boston win at St. Louis on October 17, 1995, he became the first general manager in the history of the NHL to record 1,000 victories and his all-time record as a GM stands at 1170-763-301 for a .591 winning percentage.

Sinden has been a key member of many league committees which bring policy and rule recommendations to the NHL's Board of Governors. The esteem in which he is held in the hockey world was evidenced by his 1983 induction into the Hockey Hall of Fame, as he became the 23rd Bruin enshrined and only the fourth to enter in the Builder's category. In 1997, he was selected as one of the 30 inaugural inductees into the International Ice Hockey Federation Hall of Fame. In 1999, he was honored with the league's Lester Patrick Award acknowledging his "outstanding service to hockey in the United States", and he has also served as a member of the Board of Directors for the Hockey Hall of Fame.

Sinden was a top amateur player in Canada. A defenseman, he captained his Whitby Dunlops team to the 1957 Allan Cup as Canada's Senior Amateur

Champions. That team then captured the 1958 World Championship title with seven straight wins while outscoring their opponents, 82-6, in the tournament. He also won a silver medal with Team Canada in the 1960 Olympics in Squaw Valley.

He began with the Bruins organization in 1960 as a player-coach in Kingston, Ontario. Following a coaching stint in Minneapolis, he became a player-coach in Oklahoma City and in 1965-66 led that club to the CHL championship with eight consecutive victories. He moved to Boston to assume the Bruins head coaching position in 1966-67 and a year later, he led the team into the playoffs for the first time in eight seasons. His four-year career behind the Boston bench reached the pinnacle in 1969-70 with the club's first Stanley Cup in 29 years.


Following a two-year stint in private business, Sinden returned to hockey in 1972 when he was asked to coach Team Canada in the classic series between NHL players and the Soviet Union. In recording one of Canada's supreme sporting triumphs, the team overcame a 1-3-1 series deficit by taking three straight one-goal victories in Moscow. He returned to Boston at the conclusion of that series, becoming the fifth General Manager in Bruins history on October 5, 1972.

Sinden and his wife Eleanor have four daughters.





HOCKEY OPERATIONS



Don Sweeney is in his sixth season as the Bruins General Manager, as he was named to that position on May 20, 2015. He oversees all aspects of the team's hockey operations and he also serves the club as an Alternate Governor on the NHL's Board of Governors.

He is the eighth man to hold that position, is the fourth who also played for the team (joining Hap Emms, Milt Schmidt and Mike O'Connell) and is the first former Boston draft pick to rise to that post. The team's five-year record with Sweeney at

the helm is 229-120-49 for a .637 win percentage, which ranks third in the NHL over that span. He was voted by his peers as the NHL's General Manager of the Year in 2018-19 as the club compiled the third-best record in the NHL and advanced to the Stanley Cup Final, and the club won the President's Trophy with the league's best record in 2019-20.

Sweeney's ascension to the head of the club's hockey operations continues his long legacy with the club, as he began as the team's eighth pick, 166th overall, in the 1984 NHL Entry Draft and moved through the organization as a player for 15 seasons and in various front office capacities for nine years prior to assuming his current position.

He began his front office career in June, 2006, when he was named the team's Director of Player Development. He assumed the role of Director of Hockey Operations in July, 2007 and held that position for two years until he was elevated to Assistant General Manager in 2009.

Over his six seasons as the team's Assistant General Manager, Sweeney oversaw the development of the team's drafted prospects at the AHL, junior hockey, college and European levels in addition to having a supervisory role in the day-to-day operations of the hockey department. He also oversaw all hockey operations matters for Boston's AHL affiliate in Providence.

He conceived, organized and ran the team's first off-season Development Camp in July, 2007, bringing the club's top prospects to Boston in advance of the main September training camp. Development camp gives the prospects the opportunity to get to know each other on and off the ice while

teaching them the level of dedication and training necessary for them to reach the next stage of their careers. The Bruins' Development Camp is now an annual event during a normal off-season, with the 13th such camp taking place in June, 2019.

Sweeney played four seasons of college hockey at Harvard University. He earned both NCAA East All-American and ECAC First Team All-Star honors with the Crimson and played in the 1986 NCAA Finals before graduating with a degree in Economics.

The defenseman played 16 seasons in the National Hockey League, including 15 in a Bruins uniform. He is one of five players, and just the second defenseman, in team history to play over 1,000 games in a Boston sweater, and he still ranks third on the team's all-time games played list. He also ranks in the top ten on the club's all-time list in career assists and points by a defenseman. He played his final NHL season with the Dallas Stars in 2003-04.

Sweeney and his wife Christine have twin sons, Jarrod and Tyler.



SCOTT BRADLEY

SENIOR ADVISOR TO THE GENERAL MANAGER



Scott Bradley is in his 28th season in the Bruins organization and this is his second season in his current position following six seasons as the team's Assistant General Manager.

He serves as an advisor to Don Sweeney on all matters pertaining to player evaluation, trades and free agent signings.

His current role is a continuation of his steady advancement in the Bruins organization. He also previously spent six seasons as Director of Player Personnel for the team, during which time he

scouted professional and amateur levels for all Bruins personnel, including club prospects and current roster players.

He originally joined Boston's scouting staff on a full-time basis in 1993, at which time he concentrated on those draft-eligible players in the western region of the United States and Canada. He was promoted to the position of Head Scout in 1996 and for eleven seasons he oversaw the club's scouting

staff in addition to scouting prospects eligible for the annual Entry Draft.

It was under his watch that the club drafted key current players such as Patrice Bergeron and David Krejci, both of whom were second round selections, and Brad Marchand, who was a third-round find. He was named the team's Director of Player Personnel in 2008 and held that position until his current promotion.

The native of British Columbia played part of one season as an American Hockey League goaltender and then coached for five seasons with the Tier II Junior A and Senior AAA League teams in Abbotsford, BC, including an Allan Cup finalist squad in 1989-90.

He served for two seasons as a scout for the WHL's Seattle Thunderbirds prior to joining the Boston organization.

Bradley and his wife Cathy have two children, son Richard and daughter Allison.

JOHN FERGUSON

EXECUTIVE DIRECTOR OF PLAYER PERSONNEL



John Ferguson is in his seventh season in the Bruins organization, as he joined the hockey operations staff on June 27, 2014. He was also named as General Manager for Boston's AHL affiliate in Providence on Sept. 15, 2016.

As the club's Executive Director of Player Personnel, he scouts at the professional and amateur levels with an eye to adding both prospects and roster players to the team. He also serves as an advisor in evaluating potential trades, signings and other transactions.

The Montreal native brought a wealth of experience to Boston's front office, as he joined the Bruins having run every facet of a hockey operations department. He has previously served for six seasons as the Director of Pro Scouting for the San Jose Sharks (2008-14), four-plus seasons as Vice Pres-

ident and General Manager of the Toronto Maple Leafs (2003-08), and six seasons as Assistant General Manager and Director of Hockey Operations with the St. Louis Blues (1997-2003). He has also been both an amateur and professional scout for the Ottawa Senators.

Ferguson played college hockey at Providence College and was drafted by Montreal as a 12th round selection in the 1985 NHL Entry Draft. He played four seasons at the AHL level before earning his law degree in 1995, and he was a player agent for one season in 1996-97.

He and his wife Stephanie have four children, sons Johnny and Nicholas and daughters Emily and Grace.

EVAN GOLD

ASSISTANT GENERAL MANAGER & DIRECTOR OF LEGAL AFFAIRS



Evan Gold is in his sixth season in the Bruins organization, as he was named the club's Director of Legal Affairs for Hockey Operations in October, 2015. He assumed the additional position of Assistant General Manager at the start of the 2019-20 season.

In those positions, he advises and assists General Manager Don Sweeney with day-to-day hockey operations tasks, including salary cap analysis, contract negotiations, roster planning, player salary arbitration, CBA compliance and

pro scouting, as well as assisting in the oversight of individuals in their specific duties for the club.

Gold joined the Bruins after spending eight-plus seasons with the Capitals as a Hockey Operations Assistant. While in the Washington front office, his responsibilities included contract research, salary cap analyses, arbitration research and brief drafting as well as working alongside both the professional and amateur scouting staffs.

He completed his undergraduate work at McGill University before earning his law and MBA degrees at the University of Toronto.

Gold and his wife Amy have two daughters, Isla and Ruby.

JAMIE LANGENBRUNNER

DIRECTOR OF PLAYER DEVELOPMENT & PLAYER PERSONNEL ADVISOR



Jamie Langenbrunner is in his sixth season in the Bruins organization and his second in his position as Director of Player Development & Player Personnel Advisor. He joined the team's hockey operations department on Sept. 11, 2015, working on the development of players and prospects throughout the Bruins system.

The Minnesota native came to the Bruins following a 20-year professional playing career in the Dallas Stars, New Jersey Devils and St. Louis Blues organizations. Drafted in the second

round, 35th overall, by the Stars in the 1993 NHL Entry Draft, he split his first two pro seasons between Dallas and their IHL affiliates before breaking into the NHL to stay in 1996-97.

He had career NHL totals of 243 goals and 420 assists for 663 points with 837 penalty minutes in 1,109 career regular season games. He added 34-53=87 totals in 146 career NHL playoff games and twice won Stanley Cup championships, with Dallas in 1999 and New Jersey in 2003. He officially retired as a player in January, 2014.

Jamie and his wife Elizabeth have three children, daughter Laine and sons Landon and Mason. Mason was selected by the Bruins in October, 2020 as their third pick in the NHL Entry Draft.

CHRIS KELLY

PLAYER DEVELOPMENT COORDINATOR



Chris Kelly is in his second season with the Bruins front office, as he returned to the club in the position of Player Development Coordinator on July 18, 2019.

The Toronto native comes to the Bruins after spending the previous season as a Development Coach with the Ottawa Senators.

Kelly was drafted by the Senators in the third round, 94th overall, of the 1999 NHL Entry Draft. He played four seasons of junior hockey with London and Sudbury of the Ontario Hockey

League with 106-148=254 totals and 184 penalty minutes in 235 career junior games.

Kelly spent most of his first four professional seasons in the American Hockey League with Grand Rapids and Binghamton before breaking into the NHL to stay in 2005-06. He went on to enjoy a 13-year NHL career with the Ottawa Senators, Boston Bruins and Anaheim Ducks with career NHL totals of 123 goals and 168 assists for 291 points in 845 games. His 288-game Bruins career included 43 goals and 58 assists for 101 points from 2011-16 and he was a key figure with 5-8=13 totals in the 25 games of Boston's 2011 Stanley Cup championship run.

He also won a Bronze medal with Team Canada as he captained that squad in the 2018 Olympic Games.

Kelly and his wife Krissy have three children, daughters Presley, Evynn, and Landyn.

MIKE DUNHAM

GOALTENDER DEVELOPMENT COACH



Mike Dunham is in his fourth season with the Bruins organization, as he was named to the position of Goaltender Development Coach on July 31, 2017.

The Johnson City, NY native comes to the Bruins after spending the previous nine seasons with the New York Islanders as their goaltending coach.

Dunham was drafted by the New Jersey Devils in the third round, 53rd overall, of the 1990 NHL Entry Draft. He played three seasons of college hockey at the University of Maine from 1990-93, earning both Hockey East

First Team All-Star and NCAA

East First Team All-American honors in 1992-93 as he helped the Black Bears to the NCAA championship.

He played his first three professional seasons with the Devils' American Hockey League affiliate in Albany from 1993-94 through 1995-96 and then played ten NHL seasons with New Jersey, Nashville, New York Rangers, Atlanta and New York Islanders until retiring as a player following the 2006-07 season. He compiled a 141-178-44 record with a 2.74 goals against average and .908 save percentage in 394 career NHL games.

Dunham and his wife Kate have two children, daughters Addison and Kayden.

RYAN NADEAU

ASSOCIATE DIRECTOR OF AMATEUR SCOUTING



Ryan Nadeau is in his 18th season with the Bruins organization, his fourth as Associate Director of Amateur Scouting.

The Taunton, MA native came to his current position following 11 seasons in the team's hockey operations department, including two as Director of Hockey Operations/Analytics. In that position, he utilized statistical and numerical data and tools to supplement scouting efforts and evaluation while continuing to scout college prospects in the United States and other duties in

support of the Hockey Operations department.

A 1999 graduate of the University of Massachusetts-Amherst with a degree in Sport Management, he joined the Bruins in 2003 in the club's media relations department and moved into hockey operations in 2006 as Manager of Hockey Administration. After four seasons in that capacity, he was promoted to Director of Hockey Administration and added scouting at the collegiate level to his responsibilities.

He and his wife Taryn have three children, daughter Finley and sons Kelton and Trevor.

SCOTT FITZGERALD

DIRECTOR OF COLLEGE SCOUTING



Scott Fitzgerald is in his 15th season in the Bruins organization and currently serves as the team's Director of College Scouting.

Based out of Boston, he scouts collegiate prospects throughout North America with an emphasis on college players. Prior to joining the Bruins organization in 2006, he served as an area scout for the Columbus Blue Jackets.

HOCKEY OPERATIONS



SCOUTING STAFF




P.J. Axelsson is the Bruins' European Scouting Coordinator & is in his eighth season with the club's scouting department. Based out of Sweden, he scouts amateur prospects in Europe and North America. He played 797 NHL/Bruins games from 1997-2009 with 103-184=287 career totals. He then returned to Sweden, playing his final five seasons with Frolunda from 2009-13.



Andrew Dickson is in his second season in the Bruins organization. He is based in Port Elgin, Ontario and will scout amateur prospects in Eastern Canada. He joined the Bruins scouting staff following 11 seasons as an amateur scout with the Columbus Blue Jackets and Detroit Red Wings. He played college hockey at Colgate University and later served as an assistant coach with that program.




Jeff Barratt is in his third season with the Bruins organization. Based out of Michigan, he scouts amateur prospects in the United States while supplementing coverage in Ontario. He comes to the Bruins with 30 years experience in coaching and scouting, most recently as an assistant coach with the OHL's Sarnia Sting for the past three seasons.



Brett Harkins is in his fifth season in the Bruins organization. A part-time scout based in Ohio, he scouts prospects currently playing at the college level. He played 15 professional seasons at the NHL (Florida, Boston and Columbus), AHL and IHL levels in addition to Europe, including 45 games over two seasons with the Bruins (4-15=19 totals in 1994-95 and 1996-97).




Alain Bissonnette is in his sixth season with the Bruins organization. Based out of Quebec, he scouts amateur prospects in the Quebec Major Junior Hockey League. He comes to the Bruins following 18 seasons as a head scout in the QMJHL, most recently with Shawinigan, with whom he won a Memorial Cup in 2012.



Doug Leaverton is in his fourth season in the Bruins organization. A full-time scout based in Cedar Rapids, Iowa, he scouts prospects in the United States. He joined Boston after serving the 2016-17 season as Director of Player Personnel for USA Hockey's National Team Development Program. He played college hockey at Colorado College and also served for three seasons as head scout and assistant coach of the USHL's Cedar Rapids club.




Arseniy Bondarev is in his second season in the Bruins organization scouting amateur prospects in Russia while being based in Yaroslavl. He is a former draft pick of the New Jersey Devils (ninth round in 2003) and played professionally in Europe and Russia from 2004-2008.



Matt Lindblad is in his fifth season in the Bruins organization. He is a professional leagues scout based out of California. Signed as a free agent by Boston in 2013, he played two seasons in the Bruins organization, including four games in Boston, before finishing his playing career with Hartford/AHL in 2015-16.



Dennis Bonvie is in his sixth season in the Bruins organization. He is a professional leagues scout based out of Pennsylvania. He played 963 professional games, mostly at the AHL level, including 92 NHL games with Edmonton, Chicago, Pittsburgh, Boston (1-2=3 totals in 2001-02) and Ottawa.



Jan Ludwig is in his third season in the Bruins organization. Based in the Czech Republic, he scouts throughout Europe. Prior to coming to the Boston scouting staff, he served as a scout for the New Jersey Devils.



Adam Creighton is in his 20th season in the Bruins organization. He is a professional leagues scout based out of Ontario. He played 708 NHL games over 14 seasons with Buffalo, Chicago, NY Islanders, Tampa Bay and St. Louis.



Dean Malkoc is in his 15th season in the Bruins organization. He scouts amateur prospects in Western Canada. He played four NHL seasons with Vancouver, Boston (73 games from 1996-97 to 1997-98) and NY Islanders.

HOCKEY OPERATIONS



SCOUTING STAFF



Teemu Numminen is in his first season in the Bruins organization as a European scout. He is based in Tampere, Finland and comes to the Bruins after nine seasons as a European scout for the Buffalo Sabres. He was drafted by the Winnipeg Jets in 1992 and played three seasons in the North American minor leagues in addition to six seasons with Finland's SM Liiga.



Matt Ryan is in his fourth season in the Bruins organization. Based in Ontario, he serves as a regional amateur scout covering the Ontario Hockey League. He played 11 pro seasons, mostly at the AHL level and in Europe, but including 12 NHL games with the Los Angeles Kings in 2005-06. He retired as a player following the 2014-15 season and has most recently been a scout with the NHL's Central Scouting Bureau.



Victor Nybladh is in his fifth season in the Bruins organization. He is based in Sweden and will scout amateur prospects in Europe. He joined the Bruins scouting staff following four seasons as a European scout with the Buffalo Sabres.



Svenake Svensson is in his 30th season in the Bruins organization. Based in Sweden, he scouts throughout Europe.



Blair Reid is in his seventh season in the Bruins organization. Based out of Alberta, he scouts amateur prospects in western Canada.




Bob Wetick is in his sixth season in the Bruins organization. Based out of Toronto, Ontario, he serves as a regional amateur scout covering the Ontario Hockey League. He came to the Bruins organization following 17 seasons as Director of Scouting for the OHL's North Bay Battalion.


HOCKEY OPERATIONS



SUPPORT STAFF



SEAN ANDRAKE
Assistant Video Coordinator



COLIN MAYBERRY
Hockey Operations Assistant



ALI MITCHELL
Manager of Team Services & Travel



MATHEW MYERS
Video Coordinator



JOSH POHLKAMP-HARTT
Hockey Operations Analyst



JEREMY ROGALSKI
Director of Hockey Analytics



CAMPBELL WEAVER
Hockey Operations Data Engineer

BRUCE CASSIDY

HEAD COACH



Bruce Cassidy is in his fourth full season behind the Boston bench, having been named the 28th head coach in team history on April 26, 2017. He had finished the 2016-17 season in an interim capacity since February 7, 2017 when Claude Julien was relieved of his coaching duties.

His career Bruins win percentage of .682 on a record of 161-66-34 in 261 games behind the Boston bench ranks fourth all-time in the team's coaching annals and the 356 points are the second-best in the NHL over that span, trailing only

of the Washington Capitals in 2002-03.

The Capitals made the post-season in his first season in Washington and he had an overall record of 47-47-9-7 in 110 games behind their bench.

Cassidy signed with Chicago in June 2004 as an assistant coach, working with the AHL's Norfolk Admirals during the 2004-05 NHL lockout season and then the Blackhawks in 2005-06. He again became a head coach in 2006-07, guiding the OHL's Kingston Frontenacs to a 31-30-7 mark and a trip to the playoffs before joining the Bruins organization as an assistant coach with AHL Providence at the start of the 2008-09 season.

Cassidy and his wife Julie have a daughter, Shannon and son, Cole.

Tampa Bay (375).

He led the Bruins to the League's best record in the NHL in 2019-20 at 44-14-12, and he became the fourth coach in club history to win the Jack Adams Trophy as the NHL's top coach. The club went to the playoffs for his fourth straight year, their longest such stretch since a seven-year span from 2008-14.

Cassidy joined Julien's staff as an assistant coach in Boston on May 24, 2016 following eight seasons in the organization with the Providence Bruins, their top American Hockey League affiliate.

He began in Providence as an assistant coach in 2008 and served in that capacity for three seasons before named as the tenth head coach in that team's history on June 25, 2011. He compiled a 207-128-45 record behind that bench, including the best record in the AHL in 2012-13 at 50-21-5, and his teams made the playoffs in each of his final four seasons.

The native of Ottawa, Ontario was drafted 18th overall by the Chicago Blackhawks in the first round of the 1983 NHL Entry Draft, and played five pro seasons, including 4-13=17 totals in 36 NHL games with the Blackhawks. He then played three seasons in Europe before retiring with the IHL's Indianapolis Ice in 1996 to accept a head-coaching job with Jacksonville of the East Coast Hockey League.

Following two seasons in Jacksonville, Cassidy became head coach of the IHL Indianapolis Ice in 1998-99 and went on to helm the ECHL's Trenton Titans and the Grand Rapids Griffins (IHL/AHL) before being hired as head coach



CAREER COACHING RECORD

CAREER COACHING RECORD			Regular Season							Playoffs			
Season	Team	League	GP	W	L	T	O	PTS	PCT	GP	W	L	PCT
1996-97	Jacksonville Lizard Kings	ECHL	50	15	25	10	0	40	.400	-	-	-	-
1997-98	Jacksonville Lizard Kings	ECHL	70	35	29	0	6	76	.543	-	-	-	-
1998-99	Indianapolis Ice	IHL	82	33	37	0	12	78	.476	7	3	4	.429
1999-2000	Trenton Titans	ECHL	70	37	29	0	4	78	.557	14	8	6	.571
2000-01	Grand Rapids Griffins	IHL	82	53	22	0	7	113	.689	10	6	4	.600
2001-02	Grand Rapids Griffins	AHL	80	42	27	11	0	95	.594	5	2	3	.400
2002-03	Washington Capitals	NHL	82	39	29	8	6	92	.561	6	2	4	.333
2003-04	Washington Capitals	NHL	28	8	18	1	1	18	.321	-	-	-	-
2006-07	Kingston Frontenacs	OHL	68	31	30	0	7	69	.507	5	1	4	.200
2007-08	Kingston Frontenacs	OHL	12	2	9	0	1	5	.208	-	-	-	-
2011-12	Providence Bruins	AHL	76	35	34	-	7	77	.507	-	-	-	-
2012-13	Providence Bruins	AHL	76	50	21	-	5	105	.691	12	6	6	.500
2013-14	Providence Bruins	AHL	76	40	25	-	11	91	.599	12	6	6	.500
2014-15	Providence Bruins	AHL	76	41	26	-	9	91	.599	5	2	3	.400
2015-16	Providence Bruins	AHL	76	41	22	-	13	95	.625	3	0	3	.000
2016-17	Boston Bruins	NHL	27	18	8	-	1	37	.685	6	2	4	.333
2017-18	Boston Bruins	NHL	82	50	20	-	12	112	.683	12	5	7	.417
2018-19	Boston Bruins	NHL	82	49	24	-	9	107	.652	24	15	9	.625
2019-20	Boston Bruins	NHL	70	44	14	-	12	100	.714	13	5	8	.385
NHL Totals			371	208	113	9	41	466	.628	61	29	32	.475
Boston Totals			261	161	66	-	34	356	.682	55	27	28	.491

JOE SACCO

ASSISTANT COACH



Joe Sacco is in his seventh season in the Bruins organization as an Assistant Coach, as he was named to the staff on July 24, 2014.

He came to the Bruins with ten years of coaching experience, which followed a 13-year NHL playing career. After serving as an assistant coach at the AHL level in both Lowell (2004-05) and Albany (2006-07), he was named head coach of the AHL Lake Erie Monsters in 2007 and served in that capacity until 2009.

He moved to the NHL ranks on June 4, 2009 when he was named as the Head Coach of the Colorado Avalanche. The 2010 Jack Adams Award finalist served in that

position for four seasons with a record of 130-134-40 behind the Avalanche bench.


He then spent one season as an assistant coach for the Buffalo Sabres in 2013-14.

The native of Medford, MA was a fourth round draft pick of the Toronto Maple Leafs out of Boston University and is a veteran of 738 NHL games with Toronto, Anaheim, NY Islanders, Washington and Philadelphia. He scored 94 goals with 119 assists for 213 points over his 13 NHL seasons.

Sacco and his wife Tammy have three children, sons Joseph and Matthew and daughter Christina.

JAY PANDOLFO

ASSISTANT COACH



Jay Pandolfo is in his fifth season as an assistant coach with the team, having joined the coaching staff on May 24, 2016 following two years in the club's front office working in player development.

The native of Burlington, MA joined the Boston management team following a 15-year playing career, first as a player development coach in the 2014-15 season and in 2015-16 as the team's Director of Player Development, during which time he worked with the team's drafted prospects throughout their system.

Drafted by the New Jersey Devils as their second pick, 32nd overall, in the

1993 NHL Entry Draft, Pandolfo played

899 NHL games with New Jersey, New York Islanders and Boston and had career NHL totals of 100 goals, 126 assists and 226 points. He won two Stanley Cup championships with the Devils in 1999-2000 and 2002-03 and formally retired as a player in January, 2014 after playing his last season with Boston in 2012-13.

The left wing played four years of college hockey at Boston University from 1992-1996 with career college totals of 79 goals and 169 points in 136 games. That included a 38-goal, 67-point season in 40 games as captain in 1995-96 when he was a Hobey Baker Award finalist. He won an NCAA championship with the Terriers in 1994-95.

Pandolfo and his wife Julianne have two children, son Sam and daughter Liv.

KEVIN DEAN

ASSISTANT COACH



Kevin Dean is in his fourth season as an assistant coach with the team, having been named to Bruce Cassidy's staff on June 13, 2017.

He came to Boston following one season as head coach of Boston's top AHL affiliate in Providence after serving as that team's assistant coach for five seasons.

Dean led Providence to a 43-23-6 record in 2016-17 and a post-season berth as the AHL Bruins advanced to the Eastern Conference Finals, their best playoff showing since 2009.

Providence had a 207-128-45 record over his previous five seasons as the team's assistant coach.

A native of Madison, Wisconsin, Dean came

to the Bruins organization following five seasons coaching in the New Jersey Devils system, including four seasons as an assistant coach with the Lowell Devils of the American Hockey League and one season as head coach of the ECHL Trenton Devils.

Drafted by the Devils in the fifth round of the 1987 NHL Entry Draft, he turned pro in 1991 following a four-year college career at the University of New Hampshire. He played 11 full professional seasons at the ECHL, AHL and NHL levels, including 331 games with Chicago, Dallas, Atlanta and New Jersey with 7-48=55 totals and 138 penalty minutes over his NHL career.

Dean and his wife Jill have four children, daughters Lily and Polly and sons K. C. and Charlie.

BOB ESSENSA

GOALTENDING COACH



Bob Essensa is in his 18th season with the Bruins organization since he was named as the club's goaltending coach on September 9, 2003.

Essensa works with the organization's goaltenders both in Boston and Providence.

He played four seasons of college hockey at Michigan State University from 1983-97, earning CCHA First Team All-Star honors in 1984-85 and a Second Team All-Star berth in 1985-86.

Essensa was drafted by Winnipeg as their fifth

pick, 71st overall, in the 1983 NHL Entry Draft and played five-plus seasons in the Jets organization, including a career-best 33-win season in 1992-93.

Essensa played for six NHL teams over a 14-year professional career and played his final NHL season with the Buffalo Sabres in 2001-02. His NHL career record was 173-176-47 with a 3.15 goals against average and 18 shutouts in 446 games with Winnipeg, Detroit, Edmonton, Phoenix, Vancouver and Buffalo.

He and his wife Jeanine have three sons, Josh, Ben and Jake.

PAUL WHISSEL

DIRECTOR OF SPORTS PERFORMANCE AND REHAB



Paul Whissel is in his fifth full season as the club's Director of Sports Performance and Rehab.

In that position, he oversees the team's strength and conditioning and medical staff, working alongside head team physician Dr. Peter Asnis and his team of doctors.

Prior to joining the Bruins in May, 2016, he worked with the NFL's Buffalo Bills, Boston University hockey and University of Texas basketball.

Whissel, who earned his Doctorate degree in

Physical Therapy at Daemen College, specializes in the integration of training and rehab. He has advanced training in dry needling, spinal manipulation, and several soft tissue techniques, including Graston Technique and Active Release Technique.

He is also a NSCA Certified Strength and Conditioning Specialist and ACSM Certified Exercise Physiologist.


HOCKEY OPERATIONS



TRAINING STAFF




Don DelNegro is in his 28th season as the team's Head Athletic Trainer. Prior to joining the Bruins, he spent five years at Williams College as the Director of Sports Medicine. He has also served as the head athletic trainer for the U.S. Olympic Bobsled and Luge teams at the 1992 Olympic Games in Albertville, France; for Team USA at the 2000, 2005 and 2007 World Hockey Championships and as head trainer for the U.S. men's hockey team at the 2006 Olympic Games in Turin, Italy. He holds a Bachelor of Science degree in Athletic Training from Westfield State University, where he was a 2011 inductee into that school's Hall of Fame, and a Master of Science degree in the same field from Indiana State University. He was also awarded an Honorary Doctorate of Humane Letters from Westfield State University in 2013.



Joe Robinson is in his fourth season with the Bruins as Assistant Athletic Trainer and Physical Therapist. He joined the Bruins from Vanderbilt University, having served as the sports physical therapy resident for the 2016-17 season. Prior to that, he served as physical therapy intern with EXOS in Frisco, Texas, and as an athletic training intern with the NFL's Kansas City Chiefs for the 2012-13 season. He holds a Bachelor of Science degree in Athletic Training and a Doctorate in Physical Therapy, both from Grand Valley State University. He has completed advanced training in dry needling and spinal manipulation. He is also a NSCA Certified Strength and Conditioning Specialist.



Kevin Neeld is in his third season with the Bruins as Head Performance Coach. In that role, he is responsible for implementing the team's strength and conditioning program, and assisting in biometric collection and analysis. He comes to the Bruins after spending the past two seasons as Assistant Strength and Conditioning Coach for the San Jose Sharks. His prior experience includes seven years as the President and Director of Performance at Endeavor Sports Performance in Pitman, NJ, five years as a Strength and Conditioning coach with USA Hockey's Women's National Team, and three years as Strength and Conditioning coach and Manual Therapist for the Philadelphia Flyers junior team. He holds a Bachelor's degree in Health Behavior Science and Fitness Management from the University of Delaware and a Master's degree in Kinesiology and Exercise Neuroscience from the University of Massachusetts-Amherst. He is an NSCA Certified Strength and Conditioning Specialist and a Licensed Massage Therapist.



Ken Whittier is in his third season with the Bruins as an Assistant Performance Coach. In that role, he assists in implementing the team's strength and conditioning program while assisting in biometric collection and analysis. He comes to Boston after spending the past five years as a Strength and Conditioning Coach and Co-Director of Education at Mike Boyle Strength and Conditioning. He is a graduate of the University of Massachusetts-Amherst with a Bachelor's degree in Exercise Science.



Julie Nicoletti is in her sixth season with the Bruins as a Sports Nutritionist. In that role, she provides personalized nutritional education and counseling, helps plan team meals, and advises on nutritional supplementation. A graduate of the University of Rhode Island, she is a Certified Sports Nutritionist and Registered Pharmacist.



EQUIPMENT STAFF



Keith Robinson is in his 33rd season with the Bruins, his tenth as the team's Head Equipment Manager. He began with the team in 1988-89 as a locker room assistant for five seasons before spending the next 17 seasons as an assistant equipment manager for the club. A native of Tewksbury, MA, he graduated from Tewksbury High School in 1987.



Jim "Beets" Johnson is in his 11th season with the Bruins as an Assistant Equipment Manager. He came to the Bruins after working for nine seasons in the same capacity with the New York Rangers. That followed two seasons as the head equipment manager for the West Coast Hockey League's Idaho Steelheads. The Minnesota native played four years of college hockey at St. Scholastica College in Duluth, Minnesota and later served for one season as an assistant coach of that team.



Matt Falconer is in his 12th season with the team as an Assistant Equipment Manager, but he has been involved with the organization in several capacities since 2003. He began as a locker room assistant while still in high school, helping the equipment staff at home games. He became an intern in the hockey operations department in 2006 while working toward his Sports Management degree at Newbury College and he was hired as a hockey operations assistant in 2007. He earned his degree in May, 2009 and moved into his current position in August, 2009.



THE PLAYERS

2020-21 BOSTON BRUINS ROSTER



Forwards	Hgt	Wgt	Date of Birth	Place of Birth	Pronunciation	
BERGERON, Patrice	6-1	195	July 24, 1985	Ancienne-Lorette, QBC	pah-TREES	BUHR-zhuhr-ahn
BERGLUND, Victor	6-0	180	Aug. 2, 1999	Ornskoldsvik, SWE	VIHK-tuhr	BURG-luhnd
BJORK, Anders	6-1	193	Aug. 5, 1996	Mequon, WI	AHN-duhrz	bee-YOARK
BLIDH, Anton	6-0	201	Mar. 14, 1995	Molnlycke, SWE	AN-tahn	BLEED
CAREY, Paul	6-1	200	Sept. 24, 1988	Boston, MA	PAHL	KAYR-ee
COYLE, Charlie	6-3	220	Mar. 2, 1992	East Weymouth, MA	CHAAH-lee	KOYL
DeBRUSK, Jake	6-0	185	Oct. 17, 1996	Edmonton, ALTA	JAYK	dih-BRUHSK
FILIFE, Matt	6-2	205	Dec. 31, 1997	Lynnfield, MA	MAT	fiH-lih-PAY
FREDERIC, Trent	6-2	211	Feb. 11, 1998	St. Louis, MO	TREHNT	FREH-duhr-ihk
HUGHES, Cameron	5-11	183	Oct. 9, 1996	Edmonton, ALTA	KAM-uh-rihn	HYOOZ
KASE, Ondrej	6-0	190	Nov. 8, 1995	Kadan, CZE REP	AHN-dray	KAH-shuh
KOPPANEN, Joonas	6-5	216	Feb. 25, 1998	Tampere, FIN	YOO-nuh	KAH-puh-nihn
KREJCI, David	6-0	188	Apr. 28, 1986	Sternberk, CZE REP	DAY-vihd	KRAY-chee
KUHLMAN, Karson	5-11	187	Sept. 26, 1995	Duluth, MN	KAHR-suhn	KOOL-mihn
KURALY, Sean	6-2	212	Jan. 20, 1993	Lewiston, NY	SHAHN	kuhr-AH-lee
LANTOSI, Robert	5-11	185	Sept. 24, 1995	Bojnice, SVK	RAH-buhrt	lan-TOH-see
LAUKO, Jakub	6-0	184	Mar. 28, 2000	Prague, CZE REP	JAY-kuhb	LOW-koh
LINDHOLM, Par	6-0	183	Oct. 5, 1991	Kusmark, SWE	PAHR	LIHND-hohlm
MARCHAND, Brad	5-9	181	May 11, 1988	Halifax, NS	BRAD	MAHR-shand
McKEGG, Greg	6-0	192	June 17, 1992	St. Thomas, ONT	GREHG	muh-KEHG
PASTRNAK, David	6-0	194	May 25, 1996	Havrov, CZE REP	DAY-vihd	PAS-tuhr-nak
RITCHIE, Nick	6-2	230	Dec. 5, 1995	Orangeville, ONT	NIHK	RIH-chee
SENYSHYN, Zach	6-1	199	Mar. 30, 1997	Ottawa, ONT	ZAK	SEH-nih-shihn
SHEN, Pavel	6-0	187	Aug. 14, 1999	Khanty-Mansiysk, RUS	PA-vuhl	SHEHN
SMITH, Craig	6-1	208	Sept. 5, 1989	Madison, WI	CREHG	SMIHTH
STEEN, Oskar	5-10	194	Mar. 9, 1998	Karlstad, SWE	AH-skihr	STEEN
STUDNICKA, Jack	6-2	176	Feb. 18, 1999	Tecumseh, ONT	JAK	stuhd-NEE-kuh
WAGNER, Chris	6-0	198	May 27, 1991	Walpole, MA	KRIHS	WAG-nuhr
Defensemen	Hgt	Wgt	Date of Birth	Place of Birth	Pronunciation	
AHCAN, Jack	5-8	184	May 18, 1997	Savage, MN	JAK	AH-kan
CARLO, Brandon	6-5	212	Nov. 26, 1996	Colorado Springs, CO	BRAN-dihn	KAHR-loh
CLIFTON, Connor	5-11	195	Apr. 28, 1995	Matawan, NJ	KAH-nihr	KLIHF-tuhn
GRZELCYK, Matt	5-9	174	Jan. 5, 1994	Charlestown, MA	MAT	GRIHZ-lihk
KAMPFER, Steven	5-11	195	Sept. 24, 1988	Ann Arbor, MI	STEE-vehn	KAMP-fuhr
LAUZON, Jeremy	6-2	196	Apr. 28, 1997	Val d'Or, QBC	JAIR-ih-mee	LOH-zahn
McAVOY, Charlie	6-1	208	Dec. 21, 1997	Long Beach, NY	CHAAH-lee	MAK-uh-voy
MILLER, Kevan	6-2	210	Nov. 15, 1987	Los Angeles, CA	KEH-vihn	MIH-luhr
MOORE, John	6-2	210	Nov. 19, 1990	Winnetka, IL	JAHN	MOHR
VAAKANAINEN, Urho	6-1	189	Jan. 1, 1999	Joensuu, FIN	IHR-hoh	va-kuh-NIGH-nihn
WOLFF, Nick	6-4	217	July 21, 1996	Eagan, MN	NIHK	WUHLF
ZBORIL, Jakub	6-1	196	Feb. 21, 1997	Brno, CZE REP	JAY-kuhb	zuh-BOHR-ihl
Goaltenders	Hgt	Wgt	Date of Birth	Place of Birth	Pronunciation	
BOOTH, Callum	6-3	187	May 21, 1997	Montreal, QBC	CAL-uhm	BOOTH
HALAK, Jaroslav	5-11	185	May 13, 1985	Bratislava, SVK	YAH-roh-slahv	huh-LAHK
KEYSER, Kyle	6-2	186	Mar. 8, 1999	Coral Gables, FL	KIGHL	KIGH-zuhr
RASK, Tuukka	6-3	185	Mar. 10, 1987	Savonlinna, FIN	TOO-kuh	RASK
SWAYMAN, Jeremy	6-2	183	Nov. 24, 1998	Anchorage, AK	JEHR-uh-mee	SWAY-muhn
VLADAR, Dan	6-6	191	Aug. 20, 1997	Prague, CZE REP	DAN	VLAY-dahr


JACK AHCAN



Defense | 5'8" | 184 lbs. | Shoots Left | Hometown: Savage, MN

54

Born:
May 18, 1997 in
Savage, MN



CAREER: College: Played four seasons of college hockey at St. Cloud State University with college totals of 21-82=103 with 123 PIM in 144 career games ... Was just the third defenseman in school history to reach the 100-point milestone and holds the school record for career assists by a defenseman ... Named to the All-American Second Team West in 2018-19, to the All-NCHC Second Team in both 2018-19 and 2019-20 and was named to the NCHC All-Rookie Team in 2016-17 when he was also named the team's Rookie of the Year ... **International:** Won a Gold medal with Team USA at the 2017 World Junior Championship where his teammates included Charlie McAvoy.

TRANSACTIONS: Signed as a free agent by Boston, May 26, 2020

ETC.: Single ... Was a three-year letterman in both hockey and baseball at Burnsville High School in Minnesota.

CONTRACT STATUS: Is in year one of a two-year entry level contract.



CAREER STATS

CAREER STATS			Regular Season										Playoffs							
Season	Team	League	GP	G	A	PTS	PIM	PP	SH	GW	+/-	GP	G	A	PTS	PIM	PP	SH	GW	
2016-17	St. Cloud State University Huskies	NCHC	32	5	16	21	25	-	-	-	-	-	-	-	-	-	-	-	-	
2017-18	St. Cloud State University Huskies	NCHC	40	3	20	23	12	-	-	-	-	-	-	-	-	-	-	-	-	
2018-19	St. Cloud State University Huskies	NCHC	39	6	28	34	38	-	-	-	-	-	-	-	-	-	-	-	-	
2019-20	St. Cloud State University Huskies	NCHC	33	7	18	25	48	-	-	-	-	-	-	-	-	-	-	-	-	

PATRICE BERGERON

Center | 6'2" | 194 lbs. | Shoots Right | Hometown: Quebec City, QBC



37

Born:
July 24, 1985 in
Ancienne-Lorette, QBC

NHL FIRSTS:

Game.....Oct. 8, 2003 vs NJ
Goal.....Oct. 18, 2003 at LA
Assist./Point.....Oct. 15, 2003 at DAL

NHL SINGLE-GAME HIGHS:

Goals.....4 (Jan. 6, 2018 vs CAR)
3 (Jan. 11, 2011 vs OTT, Jan. 18, 2018 at NYI,
Oct. 8, 2018 vs OTT, Oct. 27, 2019 at NYR)
Assists.....5 (Dec. 19, 2005 at OTT)
Points.....5 (2x; last 4-1=5, Jan. 6, 2018 vs CAR)

NHL SINGLE-SEASON HIGHS:

Games.....81 (3x; last 2014-15)
Goals.....32 (2015-16, 2018-19)
Assists.....48 (2006-07)
Points.....79 (2018-19)

NHL CAREER-BEST STREAKS:


Goal.....7 (8-0=8, Mar. 18-30, 2014)
Assist.....5 (2x; last 0-7=7, Oct. 4-17, 2018)
Point.....12 (10-6=16, Mar. 17-Apr. 8, 2014)

NHL MULTI-GOAL GAMES.....45

NHL MULTI-POINT GAMES.....203

CAREER VS. NHL TEAMS

	GP	G	A	PTS	PIM
Anaheim	19	1	5	6	12
Arizona	19	7	13	20	2
Boston	-	-	-	-	-
Buffalo	73	16	28	44	37
Calgary	21	10	11	21	14
Carolina	43	15	17	32	26
Chicago	19	9	15	24	2
Colorado	18	2	11	13	10
Columbus	25	9	12	21	10
Dallas	21	9	10	19	6
Detroit	31	9	14	23	16
Edmonton	21	5	10	15	12
Florida	58	25	25	50	22
Los Angeles	22	6	13	19	16
Minnesota	19	4	14	18	6
Montreal	71	21	33	54	24
Nashville	19	9	10	19	6
New Jersey	47	19	21	40	8
NY Islanders	47	21	13	34	18
NY Rangers	50	18	14	32	16
Ottawa	73	27	36	63	16
Philadelphia	50	15	21	36	20
Pittsburgh	46	13	24	37	18
St. Louis	17	4	9	13	2
San Jose	20	4	11	15	6
Tampa Bay	56	17	31	48	22
Toronto	69	24	40	64	28
Vancouver	21	5	10	15	4
Vegas	5	0	2	2	2
Washington	49	14	26	40	20
Winnipeg	40	14	18	32	23



CAREER: Has won one Stanley Cup championship (2011 with Boston) ... Has played in two NHL All-Star Games (2015, 2016) ... Has a 25/90 record in NHL shootouts (10 deciding goals) ...**2019-20:** Was a finalist for the Selke Trophy for a record ninth straight season ... Scored his sixth career 30-goal season (third consecutive) and his 11th career 20-goal campaign

(seventh straight) ... The 11 20-goal seasons are second in club history only to John Bucyk's 16 and he is one of just six Bruins in team annals with six-or-more 30-goal seasons ... Had the NHL's ninth-best plus/minus at +23 ... Had nine multiple-point games, including his fifth career hat trick scored Oct. 27 at NY Rangers and a four-assist night on Nov. 23 vs. Minnesota ... Had two-goal efforts in three straight games on Dec. 21 (Nashville), 23 (Washington), and 27 (at Buffalo), becoming just the fifth Bruin in team history to have three straight multiple-goal games ... Had two seven-game point streaks, from Oct. 5-19 (2-6=8 totals) and Feb. 8-21 (7-3=10 totals) which included a five-game goal streak from Feb. 12-21 (six goals), which was tied for the second-longest such stretch in the NHL ... Had a six-game point streak from Oct. 27-Nov. 8 (6-3=9 totals) ... Became the 15th active player with 500 NHL assists when he reached that milestone on Nov. 2 vs. Ottawa ... Missed nine games to injuries ... Had points in six of his 13 post-season games with 2-6=8 totals ... Both goals proved game-winners in the Carolina Round One series ... Scored the game-winning goal in double overtime on Aug. 12 vs. Carolina ... It was his fourth career playoff overtime goal, moving him past Mel Hill and Terry O'Reilly for the most in club history ... Had two multiple-point games ... **2018-19:** Hit the 20-goal mark for the tenth time in his career and the 30-goal mark for the fifth time, tying his career-high of 32 goals ... Set a career season-high in points with 79 ... Tied for third in the NHL in both shorthanded goals (4) and points (7) ... Was eighth in the NHL with 1.22 points per game ... Had 24 multiple-point games ... Netted his fourth career hat trick in a 3-1=4 effort on Oct. 8 vs. Ottawa, becoming just the fifth Bruin in team history with a hat trick in the home opener, and had a 2-2=4 night on Dec. 22 vs. Nashville ... Had two six-game point streaks - from Feb. 26-Mar. 9 (3-4=7 totals) and Mar. 16-27 (6-6=12) ... Had three five-game point streaks - Oct. 4-17 (6-7=13), Nov. 5-14 (2-5=7) and Feb. 5-12 (4-5=9) ... Had a 17-game home point streak from Jan. 14-Mar. 27 (11-14=25) ... Scored an overtime goal on Feb. 9 vs. Los Angeles and also scored the game-winning goal at 19:53 of the third period on Mar. 7 vs. Florida ... Scored his 300th NHL goal Dec. 22 vs. Nashville ... Played his 1,000th NHL game Feb. 5 vs. NY Islanders, becoming just the fifth Bruin to play 1,000 games with the team (Ray Bourque, John Bucyk, Don Sweeney, Wayne Cashman) ... Recorded his 800th NHL point with a goal in a 1-1=2 effort on Mar. 16 vs. Columbus ... Missed 16 games with a rib and sternoclavicular injury and did not dress for one game (coach's decision) ... Had 9-8=17 totals in 24 playoff games, finishing the post-season tied for fifth in goals, first in power play goals (7) and second in power play points (10) ... Had three multiple-point playoff games, including 2-1=3 totals on May 16 in game four vs. Carolina and 1-2=3 totals on June 1 in game three vs. St. Louis ... His seven power play goals were two shy of the club and NHL record for power play goals in one post-season (Mike Bossy, Cam Neely) ... Recorded his 100th NHL playoff point in a 1-2=3 effort on

June 1 in game three in St. Louis ... **2017-18:** Was a finalist for the Selke Trophy for the seventh straight season ... Hit the 30-goal mark for the fourth time in his career ... Had 17 multiple-point games with his season-highs a 4-1=5 effort on Jan. 6 vs. Carolina as he tied a club record for goals in a game and matched his career-high for points in a game, and a 1-3=4 night on Oct. 19 vs. Vancouver ... Had another hat trick, on Jan. 18 at NY Islanders, becoming the first Bruin with multiple hat tricks in a season since 2001-02 (Bill Guerin) ... Had at least one shot on goal in all but one game, snapping a personal streak of 114 straight games when he was held without one on Jan. 17 vs. Montreal ... Played his 900th NHL game Oct. 19 vs. Vancouver and tallied his 700th NHL point with a goal in a 4-1=5 night Jan. 6 vs. Carolina ... Passed Ken Hodge into seventh place on the team's all-time scoring list with his 675th point on Oct. 30 at Columbus ... Missed 18 games to injury, including 13 with a fractured foot ... Tied for the team lead in playoff goals and was third in the team's post-season scoring race with 6-10=16 totals ... Had four multiple-point playoff games, including a career playoff game-high with a four-assist effort Apr. 14 vs. Toronto ... Had a six-game playoff point streak from Apr. 25-May 6 (6-5=11 totals) ... **2016-17:** Won his fourth Selke Trophy as the league's top defensive forward, tying Hall-of-Famer Bob Gainey for the most in the history of that award ... Hit the 20-goal mark for the eighth time in his career ... Led the NHL in faceoff wins and ranked third overall in faceoff percentage at 60.1%, including going 17-0 on Apr. 4 vs. Tampa Bay ... Also ranked third in the league with 302 shots, as he took at least one shot in 78 of his 79 games ... Had 12 multiple-point games with his season-high a 1-3=4 night on Feb. 9 vs. San Jose ... Had a six-game point streak from Jan. 24-Feb. 9 (4-8=12 totals) ... Recorded his 400th NHL assist on the overtime goal on Feb. 19 at San Jose ... Missed three games with a lower body injury ... Tied for the team lead in playoff scoring with 2-2=4 totals, with points in four of the six games vs. Ottawa ... Played his 100th NHL playoff game on Apr. 21 at Ottawa ... **2015-16:** Hit the 20+ goal mark for the seventh time in his career and the 30+ mark for the third time with a career-high 32 goals while leading the team in scoring ... Led the NHL in faceoffs taken and won



PATRICE BERGERON



and was seventh overall with a 57.1% faceoff proficiency ... Tied for fifth overall in the NHL with 12 power play goals and was seventh with 282 shots on goal as he recorded at least one shot in all but two games ... Was a finalist for the Selke Trophy for the fifth straight season ... Had 15 multiple-point games ... Had point streaks of eight games (Nov. 7-23, 3-7=10 totals), seven games (Dec. 5-18, 3-6=9 totals) and six games (Mar. 1-10, 5-3=8 totals) ... 16 of his 32 goals gave the Bruins a lead in a game, including eight first goals of game, and another three tied the score within a game ... Played his 800th NHL game on Feb. 26 at Carolina and recorded his 600th NHL point in a two-assist effort Feb. 20 at Dallas ... Played in the NHL All-Star Game for the second straight year ... **2014-15:** Won his third team scoring title ... Led the NHL in faceoff percentage and wins (1175 wins and 60.2% proficiency), including a 31-7 night vs. Vancouver on Feb. 24 which were the most wins by any NHL player that season and the most by a Bruin since the stat became available through the NHL scoring system in 1998 ... Had seven multiple-point games, including three three-point nights ... Had two five-game point streaks, from Nov. 1-12 (2-5=7 totals) and Mar. 19-28 (2-3=5 totals) ... 13 of his 23 goals gave the Bruins a lead in a game, including seven first goals, while another six tied the score within a contest ... Played his 700th NHL game Jan. 8 vs. New Jersey, recorded his 500th NHL point in a two-assist effort Oct. 25 at Toronto and scored his 200th NHL goal Feb. 22 at Chicago ... Missed one game with an injury ... Played in his first NHL All-Star Game with 1-4=5 totals, the most ever by a Bruin in an All-Star contest ... **2013-14:** His 30 goals were the second-highest season total in his career and tied for the team's goal scoring lead ... Recorded a career season-high 43 penalty minutes and also scored a career season-high seven game-winning goals ... His +38 ranked second in the NHL in plus/minus to teammate David Krejci's +39 ... Ranked third overall in the league with a 58.6% faceoff proficiency but was first among players who took more than 1,000 faceoffs and led the NHL with 1,015 faceoff wins ... Had 15 multiple-point games with his season-highs two three-point nights ... Had a career-best 12-game point streak from Mar. 17-Apr. 8 with 10-6=16 totals in that span ... That included a seven-game goal streak from Mar. 18-30 (eight goals) which tied for the third-longest such streak in club history and was the longest by a Bruin since Cam Neely scored in eight straight games in 1990-91 ... Also had a six-game point streak from Jan. 14-27 with 4-6=10 totals in that stretch ... Played his 600th NHL/Bruins game on Nov. 19 at New York Rangers ... Recorded his 300th NHL assist on Jan. 20 vs. Los Angeles ... Took his first career regular season fighting penalty on Dec. 21 vs. Buffalo's Tyler Myers (previously had two post-season fighting majors) ... Missed two games to injuries (Apr. 10, Apr. 13) ... Had two multiple-point playoff games ... Had a career playoff-best seven-game point streak from Apr. 20-May 6 (3-6=9 totals) which included a six-game assist streak from Apr. 20-May 3 (six assists) ... It was the longest playoff point streak by a Bruin since Adam Oates (nine games) in 1992 ... **2012-13:** Led the NHL in faceoff percentage at 62.1% and ranked sixth overall in the league with a +24 plus/minus rating ... Had eight multiple-point games with his season-high a 1-3=4 effort on Mar. 27 vs. Montreal ... Had a four-game point streak from Feb. 26-Mar. 3 (2-5=7 totals) ... Was plus or even in 37 of his 42 games ... Scored an overtime goal on Feb. 29 vs. Ottawa ... Missed six games with a concussion (Apr. 4-13) ... Led the post-season in faceoff percentage at 61.5% ... Had four multiple-point playoff games including tying his career-high with a 2-1=3 night on May 13 vs. Toronto which included the game-tying goal at 19:09 of the third period

and the game-winning score at 6:05 of overtime ... Had a four-game playoff point streak from June 3-12 (3-2=5 totals) ... Scored two overtime goals, on May 13 in game seven vs. Toronto (5-4 win) and June 5 in game three in Pittsburgh (2-1 win) ... Played 21 games with Lugano in Switzerland during the lockout with 11-18=29 totals ... **2011-**

12: Led the NHL in plus/minus at +36 and finished second in faceoff proficiency at 59.3% ... Reached the 20-goal mark for the fourth time in his career, led the team in assists and finished second overall in the club's scoring race ... Had 15 multiple-point games, including five three-point efforts ... Had a seven-game point streak from Oct. 20-Nov. 7 (3-6=9 totals) ... Played his 500th NHL game Jan. 19 at New Jersey and recorded his 400th NHL point in a three-assist effort Apr. 7 vs. Buffalo ... **2010-11:** Finished tenth overall in the NHL with a 56.6% faceoff proficiency ... Had 14 multiple-point games, including his first career hat trick scored Jan. 11 vs. Ottawa ... Had two five-game point streaks, from Jan. 6-13 (6-4=10 totals) and Feb. 15-26 (2-3=5 totals) ... Played his 400th NHL game Dec. 2 vs. Tampa Bay, scored his 100th NHL goal Oct. 28 vs. Toronto, recorded his 200th NHL assist Jan. 10 at Pittsburgh and registered his 300th NHL point with a goal Dec. 23 vs. Atlanta ... Added 6-14=20 totals in 23 playoff games with a 60.2% faceoff proficiency in the post-season ... Scored the Stanley Cup-winning goal with the first of his two goals in the 4-0 game seven win in Vancouver on June 15 ... Had five multiple-point games, including a career post-season high of three assists Apr. 30 in Philadelphia and two two-goal nights ... Had two four-game playoff point streaks, from Apr. 16-23 (2-4=6 totals) and Apr. 27-May 4 (0-6=6 totals) ... Played his 50th NHL playoff game on June 6 in game three of the Final vs. Vancouver ... **2009-10:** Won his second team scoring title, tied with David Krejci in points but with two more goals ... Finished fifth in the NHL in faceoff percentage at 58.0% ... Had 12 multiple-point games with his season-high a four-assist night Nov. 23 in St. Louis ... Had two three-game point streaks, from Nov. 5-10 (2-2=4 totals) and Mar. 23-27 (1-3=4 totals) ... Had an assist on the overtime goal in the 2010 Winter Classic game vs. Philadelphia at Fenway Park on Jan. 1 ... Figured into three of Boston's four overtime goals (2-1=3 totals) ... Missed eight games to injury ... Finished second in the team's post-season scoring race with 4-7=11 totals in 13 games ... Had three multiple-point games, all two-point efforts ... Had a five-game point streak from Apr. 26-May 7 (2-5=7 totals) ... The Bruins won seven of the eight post-season games in which he scored a point ... **2008-09:** Had six multiple-point games with his season-high a 1-2=3 effort Apr. 9 vs. Montreal ... Had a five-game point streak from Feb. 28-Mar. 8 (1-5=6 totals) ... Recorded his 200th NHL/Bruins point in a two-assist effort Nov. 19 vs. Buffalo ... Played his 300th NHL/Bruins game Apr. 2 vs. Ottawa ... Missed 18 games to injury ... Added five assists in 11 playoff games, including a two-assist effort May 12 vs. Carolina ... **2007-08:** Had 3-4=7 totals in ten games when he suffered a concussion and broken nose after being hit into the boards from behind on Oct. 27 vs. Philadelphia ... Missed the remaining 72 games of the season plus the playoffs with the injury ... Had two multiple-point games, both two-point efforts ... Had a three-game assist/point streak from Oct. 12-18 (1-4=5 totals) ... **2006-07:** Established a career season-high in assists (48) ... Had 18 multiple-point games with his season-high a five-assist effort Dec. 19 in Ottawa, which was a career-high for assists and points in a game ... Had a career-best ten-game point streak from Dec. 7-29 (6-11=17 totals) ... Had a nine-game point streak from Nov. 16-Dec. 2 (2-10=12 totals) ... Had a five-game point streak from Nov. 2-11 (3-4=7 totals) ... Factored into four straight game-winning



PATRICE BERGERON



goals from Nov. 11-18, scoring twice (once in overtime), a deciding shootout goal and an overtime assist ... Played his 200th NHL game Jan. 29 vs. NY Rangers ... Recorded his 100th NHL assist Feb. 13 vs. Edmonton ... Missed five games to injury ... **2005-06:** Led the team in goals and points and was second overall in assists ... Set career season-highs in games, goals and points with 31-42=73 totals in 81 games ... Became the youngest player in team history to record a 30-goal season (20 years, 262 days) with his 30th and 31st goals Apr. 13 vs. Montreal (Barry Pederson, 20 years, 335 days in 1981-82) ... Had 22 multiple-point games, including five three-point efforts which matched his previous career game-high and four two-goal games, which matched his previous career game-best ... Had two five-game point streaks, from Dec. 22-30 (1-5=6 totals) and Jan. 24-Feb. 2 (3-6=9 totals) ... Played his 100th NHL game Dec. 7 at Colorado and recorded his 100th NHL point with an assist Mar. 21 vs. Atlanta ... Missed one game with the flu ... **2004-05:** Spent the NHL's lockout season in Providence/AHL, where he finished fourth in the team's scoring race with 21-40=61 totals and 59 PIM in 68 games ... Was the youngest player in the AHL ... Named AHL Player of the Week Nov. 15-21 (3-6=9 totals) ... Had a 2-3=5 effort Nov. 20 vs. Portland ... Added 5-7=12 totals in 16 playoff games as the AHL Bruins advanced to the Eastern Conference Finals ... Played for the Canadian Team in the AHL All-Star Game ... **2003-04:** Was the NHL's youngest player ... Ranked fifth among NHL rookies in both goals and points and ranked fourth in rookie assists ... Had seven multiple-point games with his season-high a 1-2=3 effort Oct. 18 in Los Angeles ... Had a four-game assist/point streak from Oct. 15-21 (1-5=6 totals) ... Played his first NHL game on Oct. 8 vs. New Jersey, recorded his first NHL point with an assist Oct. 15 in Dallas (game-winning goal) and scored his first NHL goal in a 1-2=3 effort Oct. 18 in Los Angeles ... Played in the Young Stars Game during NHL All-Star weekend with one assist ... Was fourth on the team in playoff scoring, including the overtime goal Apr. 9 in game two ... Missed 11 games with a shoulder injury ... **Juniors:** Played just one full year of junior hockey with Acadie-Bathurst ... Had 23-50=73 totals and 62 PIM in 70 games in 2002-03 and added 15 points in 11 playoff games that season ... **International:** Played for Team Canada in the World Championships in both 2004 (1-0=1 totals and 4 PIM in nine games while winning a Gold medal) and 2006 (second in tournament scoring with 6-8=14 totals and two PIM in nine games) ... Also represented Canada at the 2005 World Junior Championships ... Won a Gold medal at the WJC, was named the tournament's Most Valuable Player and to the All-Tournament Team, and led the tourney in scoring with 5-8=13 totals with 6 PIM in six games ... Won Gold medals with Team Canada in both the 2010 Olympic Games in Vancouver (0-1=1 totals with 2 PIM in 7 games) and the 2014 Olympic Games in Sochi (0-2=2 totals with 4 PIM in 6 games) ... Won a Gold medal with Team Canada at the 2016 World Cup of Hockey, where he was third in tournament scoring (4-3=7 totals in 6 games).

AWARDS: Frank J. Selke Trophy (2011-12, 2013-14, 2014-15, 2016-17) ... King Clancy Memorial Trophy (2012-13) ... NHL Foundation Award (2013-14)

TRANSACTIONS: Boston's second pick, 45th overall, in the 2003 NHL Entry Draft.

ETC: Full name, Patrice Bergeron-Cleary ... Nickname, Bergy ... Wife Stephanie, sons Zack and Noah, daughter Victoria ... Was just the 25th member of Canada's Triple-Gold Club as a player who has won a Stanley Cup championship, a World Championship gold medal and an Olympic gold medal ... Is the only player in Team Canada history to play in a World Championship before a World Junior Championship ... Is just the second player in NHL history to win the Selke Trophy four times, joining Bob Gainey ... His 58.7% faceoff proficiency since 2011-12 is the league's best in that category and his +191 plus/minus rating over that span is second only to teammate Brad Marchand's +199 ... His three career playoff overtime goals tie him with Mel Hill and Terry O'Reilly for the most in club history ... Enters this season in sixth place on the team's all-time scoring list, fifth overall in goals, fifth in assists and fourth in games played ... Enters this post-season in fourth place in playoff goals and third in games played, assists and points.

CONTRACT STATUS: Is in year seven of an eight-year contract with an NHL cap figure of \$6,500,000.



CAREER STATS			Regular Season											Playoffs							
Season	Team	League	GP	G	A	PTS	PIM	PP	SH	GW	+/-	GP	G	A	PTS	PIM	PP	SH	GW		
2001-02	Acadie-Bathurst Titan	QMJHL	4	0	1	1	0	-	-	-	-	-	-	-	-	-	-	-	-		
2002-03	Acadie-Bathurst Titan	QMJHL	70	23	50	73	62	-	-	-	-	11	6	9	15	6	-	-	-		
2003-04	Boston Bruins	NHL	71	16	23	39	22	7	0	2	+5	7	1	3	4	0	0	0	1		
2004-05	Providence Bruins	AHL	68	21	40	61	59	-	-	-	-	16	5	7	12	4	-	-	-		
2005-06	Boston Bruins	NHL	81	31	42	73	22	12	1	6	+3	-	-	-	-	-	-	-	-		
2006-07	Boston Bruins	NHL	77	22	48	70	26	14	0	6	-28	-	-	-	-	-	-	-	-		
2007-08	Boston Bruins	NHL	10	3	4	7	2	2	0	0	+2	-	-	-	-	-	-	-	-		
2008-09	Boston Bruins	NHL	64	8	31	39	16	1	1	1	+2	11	0	5	5	11	0	0	0		
2009-10	Boston Bruins	NHL	73	19	33	52	28	0	1	4	+6	13	4	7	11	2	0	0	1		
2010-11	Boston Bruins	NHL	80	22	35	57	26	3	2	4	+20	23	6	14	20	28	0	2	1		
2011-12	Boston Bruins	NHL	81	22	42	64	20	5	2	3	+36	7	0	2	2	8	0	0	0		
2012-13	Lugano	Switz.	21	11	18	29	8	-	-	-	-	-	-	-	-	-	-	-	-		
	Boston Bruins	NHL	42	10	22	32	18	2	0	3	+24	22	9	6	15	13	4	0	2		
2013-14	Boston Bruins	NHL	80	30	32	62	43	7	1	7	+38	12	3	6	9	4	0	0	0		
2014-15	Boston Bruins	NHL	81	23	32	55	44	4	1	4	+2	-	-	-	-	-	-	-	-		
2015-16	Boston Bruins	NHL	80	32	36	68	49	12	1	6	+12	-	-	-	-	-	-	-	-		
2016-17	Boston Bruins	NHL	79	21	32	53	24	8	0	7	+12	6	2	2	4	2	1	0	0		
2017-18	Boston Bruins	NHL	64	30	33	63	26	10	2	6	+21	11	6	10	16	2	2	1	0		
2018-19	Boston Bruins	NHL	65	32	47	79	30	9	4	3	+23	24	9	8	17	12	7	0	2		
2019-20	Boston Bruins	NHL	61	31	25	56	28	11	1	5	+23	13	2	6	8	6	1	0	2		
NHL & Boston Totals			1089	352	517	869	424	107	17	67	+189	149	42	69	111	88	15	3	9		


VICTOR BERGLUND

Defense | 6'0" | 180 lbs. | Shoots Right | Hometown: Ornskoldsvik, SWE



64

Born:
August 2, 1999 in
Ornskoldsvik, SWE



CAREER: 2018-19: Signed an Amateur Tryout Agreement with Providence/AHL at the conclusion of his Swedish season in MODO ... Had 1-1=2 totals in four AHL Bruins games including his first professional goal and point in his first professional game on Apr. 5 vs. Bridgeport ... **Europe:** Played four seasons with MODO in the Swedish Elite League with 15-28=43 totals and 62 PIM in 151 games through 2019-20 ... Led team defensemen in goals and was second overall among club blueliners in scoring in 2019-20 with 10-12=22 totals in 52 games that season.

TRANSACTIONS: Boston's fifth pick (seventh round), 195th overall, in the 2017 NHL Entry Draft.

ETC.: Single.

CONTRACT STATUS: Is in year one of a three-year entry level contract.



CAREER STATS

Season	Team	League	GP	G	Regular Season								Playoffs							
					A	PTS	PIM	PP	SH	GW	+/-		GP	G	A	PTS	PIM	PP	SH	GW
2016-17	MODO Ornskoldsvik	SEL	12	0	1	1	4	-	-	-	-		-	-	-	-	-	-	-	-
2017-18	MODO Ornskoldsvik	SEL	37	1	6	7	10	-	-	-	-		-	-	-	-	-	-	-	-
2018-19	MODO Ornskoldsvik	SEL	50	4	9	13	20	-	-	-	-		-	-	-	-	-	-	-	-
	Providence Bruins	AHL	4	1	1	2	0	-	-	-	-		-	-	-	-	-	-	-	-
2019-20	MODO Ornskoldsvik	SEL	52	10	12	22	28	-	-	-	-		-	-	-	-	-	-	-	-

ANDERS BJORK



Left Wing | 6'1" | 193 lbs. | Shoots Left | Hometown: Mequon, WI

10

Born:
August 5, 1996 in
Mequon, WI

NHL FIRSTS:

Game.....Oct. 5, 2017 vs. NSH
Goal.....Oct. 14, 2017 at ARI
Assist./ Point.....Oct. 5, 2017 vs. NSH

NHL SINGLE-GAME HIGHS:

Goals.....2 (Oct. 19, 2017 vs. VAN)
Assists.....1 (20x; last Feb. 21, 2020 at CGY)
Points.....3 (2-1=3, Oct. 19, 2017 vs. VAN)

NHL SINGLE-SEASON HIGHS:

Games.....30 (2017-18)
Goals.....9 (2019-20)
Assists.....10 (2019-20)
Points.....19 (2019-20)

NHL CAREER-BEST STREAKS:

Goal.....1 (13x; last 1-0=1, Feb. 1, 2020)
Assist.....2 (4x; last 0-2=2, Feb. 4-5, 2020)
Point.....3 (1-2=3, Feb. 1-5, 2020)

NHL MULTI-GOAL GAMES.....1

NHL MULTI-POINT GAMES.....3

Regional tournament as Notre Dame advanced to the NCAA Frozen Four ... Earned Second Team Hockey East All-Star honors in 2015-16... **International:** Played for Team USA in both the 2016 World Junior Championship (3-0=3 totals in seven games while winning a Bronze medal) and the 2017 World Championship (0-0=0 totals in five games).


TRANSACTIONS: Boston's fourth pick (fifth round), 146th overall, in the 2014 NHL Entry Draft.

ETC.: Full name, Anderson Patrick Bjork ... Single ... Was a marketing major at Notre Dame ... He and his father, Kirt, were the fourth father-son duo to both play hockey at Notre Dame and are the only pair to each record 100 career points for the Irish.


CONTRACT STATUS: Is in year one of a three-year contract with an NHL cap figure of \$1,600,000.

CAREER VS. NHL TEAMS

	GP	G	A	PTS	PIM
Anaheim	1	0	0	0	0
Arizona	4	2	0	2	0
Boston	-	-	-	-	-
Buffalo	6	0	1	1	0
Calgary	3	0	1	1	0
Carolina	2	0	0	0	0
Chicago	2	0	1	1	0
Colorado	4	0	1	1	0
Columbus	4	0	1	1	0
Dallas	3	0	0	0	0
Detroit	7	1	1	2	0
Edmonton	3	0	0	0	0
Florida	3	1	0	1	2
Los Angeles	2	0	1	1	0
Minnesota	3	1	0	1	0
Montreal	5	2	1	3	0
Nashville	5	0	1	1	2
New Jersey	2	0	0	0	0
NY Islanders	3	1	1	2	0
NY Rangers	4	0	1	1	0
Ottawa	7	0	2	2	2
Philadelphia	4	1	1	2	2
Pittsburgh	3	1	0	1	2
St. Louis	1	1	0	1	0
San Jose	2	0	0	0	0
Tampa Bay	1	0	1	1	0
Toronto	6	0	2	2	2
Vancouver	5	2	2	4	4
Vegas	4	0	1	1	0
Washington	6	1	0	1	2
Winnipeg	3	0	0	0	0



CAREER: 2019-20: Began the season in Providence/AHL and was recalled twice to Boston, from Oct. 22-23 and Oct. 25-remainder of season ... Had 3-5=8 totals in seven AHL Bruins games played ... Established career season-highs in all categories with 9-10=19 totals in 58 Boston games played ... Had one multiple-point game, a 1-1=2 effort on Jan. 13 at Philadelphia ... Had a career-best three-game point streak from Feb. 1-5 with 1-2=3 totals in that span and had points in consecutive games on two other occasions ... Played his 100th NHL game on Feb. 12 vs. Montreal ... Did not dress (coach's decision) for four games ... Played in his first NHL post-season with one assist in ten games played ... Played his first NHL playoff game on Aug. 2 vs. Philadelphia (round robin) with his first NHL playoff point an assist on Aug.25 at Tampa Bay ... **2018-19:** Began the season in Boston, playing 20 of 24 games before his Nov. 29 assignment to Providence/AHL ... Had one multiple-point game, a 1-1=2 effort on Oct. 13 vs. Detroit ... Did not dress (coach's decision) for four games ... Had 1-9=10 totals in 13 Providence games before suffering a left shoulder injury which required Jan. 18 surgery and ended his season ... **2017-18:** Had one multiple-point game, a 2-1=3 effort on Oct. 19 vs. Vancouver ... Had points in consecutive games twice, Oct. 19-21 (2-2=4 totals) and Nov. 8-10 (0-2=2) ... Played his first NHL game Oct. 5 vs. Nashville with his first NHL point an assist in that game ... Scored his first NHL goal Oct. 14 at Arizona ... Missed 41 games to injuries, including the final 34 of the season with a left shoulder injury that required surgery ... Did not dress (coach's decision) for three games ... Also played nine games during two stints in Providence/AHL with 2-2=4 totals and 2 PIM in those contests ... **College:** Played three seasons of college hockey at the University of Notre Dame with 40 goals and 69 assists for 109 points and just 38 penalty minutes in 115 career college games ... Was a First Team Hockey East All-Star and Second Team East NCAA All-American in 2016-17 when he led the team in scoring for the second straight year with career-high 21-31=52 totals in 39 games and was a finalist for the Hobey Baker Award as the nation's top college hockey player as well ... Was named the Most Outstanding Player of the NCAA Northeast



CAREER STATS

Season	Team	League	GP	G	A	PTS	PIM	PP	SH	GW	+/-		GP	G	A	PTS	PIM	PP	SH	GW
2012-13	US National Team Development Program	USHL	38	8	7	15	28	-	-	-	-		-	-	-	-	-	-	-	-
	US National Team Development Program	U-17	18	4	5	9	20	-	-	-	-		-	-	-	-	-	-	-	-
2013-14	US National Team Development Program	USHL	26	9	12	21	0	-	-	-	-		-	-	-	-	-	-	-	-
	US National Team Development Program	U-18	35	12	9	21	10	-	-	-	-		-	-	-	-	-	-	-	-
2014-15	University of Notre Dame Fighting Irish	HE	41	7	15	22	14	-	-	-	-		-	-	-	-	-	-	-	-
2015-16	University of Notre Dame Fighting Irish	HE	35	12	23	35	8	-	-	-	-		-	-	-	-	-	-	-	-
2016-17	University of Notre Dame Fighting Irish	HE	39	21	31	52	16	-	-	-	-		-	-	-	-	-	-	-	-
2017-18	Boston Bruins	NHL	30	4	8	12	6	2	0	0	+2		-	-	-	-	-	-	-	-
	Providence Bruins	AHL	9	2	2	4	2	-	-	-	-		-	-	-	-	-	-	-	-
2018-19	Boston Bruins	NHL	20	1	2	3	2	0	0	0	-1		-	-	-	-	-	-	-	-
	Providence Bruins	AHL	13	1	9	10	2	-	-	-	-		-	-	-	-	-	-	-	-
2019-20	Boston Bruins	NHL	58	9	10	19	10	1	0	0	+5		10	0	1	1	6	0	0	0
	Providence Bruins	AHL	7	3	5	8	4	-	-	-	-		-	-	-	-	-	-	-	-
NHL & Boston Totals			108	14	20	34	18	3	0	0	+6		10	0	1	1	6	0	0	0

ANTON BLIDH

Left Wing | 6'0" | 201 lbs. | Shoots Left | Hometown: Molnlycke, SWE



81

Born:
March 14, 1995 in
Molnlycke, SWE

NHL FIRSTS:

Game.....Dec. 3, 2016 at BUF
 Goal.....Dec. 20, 2016 vs. NYI
 Assist./ Point.....Dec. 7, 2016 at WSH

NHL SINGLE-GAME HIGHS:

Goals.....1 (Dec. 20, 2016 at BUF)
 Assists.....1 (Dec. 7, 2016 at WSH)
 Points.....1 (2x; last 1-0=1, Dec. 20, 2016 vs NYI)

NHL SINGLE-SEASON HIGHS:

Games.....19 (2016-17)
 Goals.....1 (2016-17)
 Assists.....1 (2016-17)
 Points.....2 (2016-17)

NHL CAREER-BEST STREAKS:


Goal.....1 (1-0=1, Dec. 20, 2016)
 Assist.....1 (0-1-1, Dec. 7, 2016)
 Point.....1 (2x; last 1-0=1, Dec. 20, 2016)

NHL MULTI-GOAL GAMES.....0

NHL MULTI-POINT GAMES.....0

CAREER VS. NHL TEAMS

	GP	G	A	PTS	PIM
Anaheim	1	0	0	0	0
Arizona	1	0	0	0	0
Boston	-	-	-	-	-
Buffalo	3	0	0	0	0
Calgary	1	0	0	0	0
Carolina	1	0	0	0	0
Chicago	1	0	0	0	0
Colorado	1	0	0	0	0
Columbus	2	0	0	0	0
Dallas	-	-	-	-	-
Detroit	1	0	0	0	0
Edmonton	1	0	0	0	0
Florida	2	0	0	0	0
Los Angeles	1	0	0	0	0
Minnesota	1	0	0	0	0
Montreal	-	-	-	-	-
Nashville	1	0	0	0	5
New Jersey	1	0	0	0	0
NY Islanders	2	1	0	1	2
NY Rangers	-	-	-	-	-
Ottawa	-	-	-	-	-
Philadelphia	1	0	0	0	0
Pittsburgh	-	-	-	-	-
St. Louis	1	0	0	0	0
San Jose	-	-	-	-	-
Tampa Bay	1	0	0	0	0
Toronto	-	-	-	-	-
Vancouver	2	0	0	0	0
Vegas	1	0	0	0	0
Washington	1	0	1	1	0
Winnipeg	-	-	-	-	-




CAREER: 2019-20: Began the season as a non-roster player while rehabilitating a shoulder injury ... Assigned to Providence/AHL on a conditioning stint on Jan. 2 and had two goals in four games before returning to Boston on Jan. 21 and being activated onto the roster ... Was a plus or even in six of his seven games played ... Did not dress (coach's decision) for 13 games ... **2018-19:** Spent most of the season in Providence/AHL with 10-13=23 totals in 74 games ... Recalled twice to Boston - Nov. 5-6 (did not dress for one game); and Apr. 6-7 (0-0=0 in one game) ... Played his lone Boston game of

the season on Apr. 6 vs. Tampa Bay ... Did not dress for one game (coach's decision) ... **2017-18:** Spent most of the season in Providence/AHL with 11-15=26 totals in 71 games ... Recalled on three occasions to Boston, from Mar. 15-16, Mar. 17-18 and Mar. 19-20 ... Played his lone Boston game on Mar. 19 vs. Columbus and did not dress (coach's decision) for two games ... **2016-17:** Split the season between Boston and Providence/AHL ... Had two stints in Boston, from Dec. 2-10 and again from Dec. 15-Jan. 21 ... Played his first NHL game Dec. 3 at Buffalo, recorded his first NHL point with an assist Dec. 7 at Washington, and scored his first NHL goal on Dec. 20 vs. NY Islanders ... His longest NHL consecutive games played stretch was ten games (Dec. 15-Jan. 5) ... Had his first NHL fight on Jan. 12 vs. Nashville's Derek Grant ... Had 10-6=17 totals in 53 games during three stretches in Providence ... **2015-16:** Played his first pro season with Boston's AHL affiliate in Providence with ten goals and four assists for 14 points in 65 games ... Played his first pro game on Oct. 9 vs. Wilkes-Barre/Scranton and scored his first pro point with a goal on Oct. 23 vs. Lehigh Valley ... Had one multiple-point game, a two-goal effort on Jan. 8 vs. Bridgeport ... **Europe:** Played four seasons in Sweden, advancing from their Under-18 team to a Junior league for one-plus seasons and on to the Elite League ... Played the 2011-12 season with the Frolunda U-18 club with 32 points in 38 games ... Joined Frolunda's junior team for 2012-13 and the start of 2013-14 with 28-24=52 totals and 100 penalty minutes in 70 combined games ... Also played part of the 2013-14 season with Karlskrona in Sweden's second division (1-1=2 totals in 11 games) before returning to Frolunda's top club where he had five assists in 24 contests ... Played his first full Elite League season in 2014-15, scoring five goals in 48 games.

TRANSACTIONS: Boston's fifth pick, 180th overall, in the 2013 NHL Entry Draft.

ETC.: Full name, Matz Anton Blidh ... Single ... Twitter, @bliddan.

CONTRACT STATUS: Is in year two of a two-year contract with an NHL cap figure of \$700,000.



CAREER STATS

CAREER STATS			Regular Season										Playoffs							
Season	Team	League	GP	G	A	PTS	PIM	PP	SH	GW	+/-	GP	G	A	PTS	PIM	PP	SH	GW	
2011-12	Frolunda U-18	Sweden U-18	38	13	19	32	28	-	-	-	-	4	2	0	2	4	-	-	-	
2012-13	Frolunda Junior	Sweden Jr.	43	17	10	27	80	-	-	-	-	6	1	2	3	0	-	-	-	
2013-14	Frolunda Junior	Sweden Jr.	27	11	14	25	20	-	-	-	-	-	-	-	-	-	-	-	-	
	Karlskrona	Sweden 2	11	1	1	2	6	-	-	-	-	-	-	-	-	-	-	-	-	
2014-15	Frolunda Indians	Sweden	24	0	5	5	2	-	-	-	-	6	1	2	3	0	-	-	-	
	Frolunda Indians	Sweden	48	5	0	5	26	-	-	-	-	13	1	0	1	4	-	-	-	
2015-16	Providence Bruins	AHL	65	10	4	14	48	-	-	-	-	-	-	-	-	-	-	-	-	
2016-17	Boston Bruins	NHL	19	1	1	2	7	0	0	0	-2	-	-	-	-	-	-	-	-	
	Providence Bruins	AHL	53	10	6	16	41	-	-	-	-	17	1	0	1	6	-	-	-	
2017-18	Boston Bruins	NHL	1	0	0	0	0	0	0	0	Evnl	-	-	-	-	-	-	-	-	
	Providence Bruins	AHL	71	11	15	26	36	-	-	-	-	4	2	0	2	6	-	-	-	
2018-19	Boston Bruins	NHL	1	0	0	0	0	0	0	0	Evnl	-	-	-	-	-	-	-	-	
	Providence Bruins	AHL	74	10	13	23	94	-	-	-	-	4	1	1	2	2	-	-	-	
2019-20	Boston Bruins	NHL	7	0	0	0	0	0	0	0	-1	-	-	-	-	-	-	-	-	
	Providence Bruins	AHL	4	2	0	2	14	-	-	-	-	-	-	-	-	-	-	-	-	
NHL & Boston Totals			28	1	1	2	7	0	0	0	-3	-	-	-	-	-	-	-	-	


CALLUM BOOTH



Goal | 6’3” | 187 lbs. | Catches Left | Hometown: Montreal, QBC

70

Born:
May 21, 1997 in
Montreal, QBC



2.88 goals against average, .906 save percentage and ten shutouts in 152 career junior games ... Tied a QMJHL record with five assists in 2014-15 ... Led the QMJHL with a .911 save percentage and tied for first with 31 combined wins in 2016-17 and led Saint John to the league championship that season with a 16-2 post-season record.

TRANSACTIONS: Carolina's third pick (fourth round), 93rd overall, in the 2015 NHL Entry Draft ... Signed by Boston as a free agent, October 14, 2020.

ETC.: Full name, Callum Jack Booth ... Single ... Twitter, @cjboothy.

CONTRACT STATUS: Is in year one of a one-year contract with an NHL cap figure of \$700,000.



CAREER STATS		Regular Season									Playoffs					
Season	Team	League	GP	MINS	W-L-O	GA	GAA	SO	SV%		GP	MINS	W-L	GA	GAA	SO
2013-14	Quebec Remparts	QMJHL	25	1120	11-5-3	50	2.68	1	.914		1	59	0-1	5	5.08	-
2014-15	Quebec Remparts	QMJHL	41	2280	23-13-2	116	3.05	2	.900		4	189	1-1	7	2.49	1
2015-16	Quebec Remparts	QMJHL	39	2192	16-15-5	115	3.15	3	.902		-	-	-	-	-	-
2016-17	Quebec Remparts	QMJHL	21	1212	13-6-1	58	2.87	1	.918		-	-	-	-	-	-
	Saint John Sea Dogs	QMJHL	26	1456	18-6-0	57	2.35	3	.903		18	1115	16-2	31	1.67	4
2017-18	Charlotte Checkers	AHL	4	188	2-1-0	5	1.60	0	.941		-	-	-	-	-	-
	Florida Everblades	ECHL	28	1689	19-6-2	68	2.41	1	.911		2	119	1-1	6	3.03	0
2018-19	Charlotte Checkers	AHL	10	461	4-2-1	23	2.99	0	.884		-	-	-	-	-	-
	Florida Everblades	ECHL	4	215	3-1-0	11	3.07	0	.892		12	745	7-5	27	2.17	1
	Reading Royals	ECHL	16	932	9-6-0	39	2.51	1	.909		-	-	-	-	-	-
2019-20	Charlotte Checkers	AHL	1	60	1-0-0	2	2.00	0	.913		-	-	-	-	-	-
	Greenville Swamp Rabbits	ECHL	3	137	1-1-0	9	3.93	0	.885		-	-	-	-	-	-
	Atlanta Gladiators	ECHL	9	503	4-5-0	27	3.22	1	.911		-	-	-	-	-	-

PAUL CAREY

Center | 6'1" | 197 lbs. | Shoots Left | Hometown: Boston, MA



34

Born:
September 24, 1988 in
Boston, MA

NHL FIRSTS:

Game.....Mar. 12, 2014 vs. CHI
Goal.....Feb. 6, 2016 at NJ
Assist./Point.....Feb. 16, 2015 vs. ARI

NHL SINGLE-GAME HIGHS:

Goals.....2 (Dec. 19, 2017 vs ANA)
Assists.....1 (8x; last Mar. 31, 2018 vs CAR)
Points.....2 (2-0-2, Dec. 19, 2017 vs ANA)

NHL SINGLE-SEASON HIGHS:

Games.....60 (2017-18)
Goals.....7 (2017-18)
Assists.....7 (2017-18)
Points.....14 (2017-18)

NHL CAREER-BEST STREAKS:


Goal.....1 (7x; last 1-0=1, Mar. 3, 2018)
Assist.....3 (0-3=3, Dec. 5-9, 2017)
Point.....4 (1-3=4, Dec. 1-9, 2017)

NHL MULTI-GOAL GAMES.....1

NHL MULTI-POINT GAMES.....1

CAREER VS. NHL TEAMS

	GP	G	A	PTS	PIM
Anaheim	4	2	0	2	0
Arizona	3	0	1	1	0
Boston	5	0	0	0	0
Buffalo	4	1	0	1	0
Calgary	2	0	0	0	2
Carolina	4	2	1	3	4
Chicago	4	0	1	1	0
Colorado	2	0	0	0	0
Columbus	6	0	0	0	4
Dallas	4	0	0	0	0
Detroit	3	0	0	0	0
Edmonton	2	1	0	1	0
Florida	4	0	0	0	2
Los Angeles	4	0	0	0	0
Minnesota	2	0	0	0	0
Montreal	3	0	0	0	0
Nashville	4	0	0	0	0
New Jersey	5	1	2	3	0
NY Islanders	1	0	0	0	0
NY Rangers	2	0	0	0	0
Ottawa	4	0	0	0	0
Philadelphia	3	1	0	1	0
Pittsburgh	4	0	2	2	0
St. Louis	3	0	0	0	4
San Jose	2	0	0	0	0
Tampa Bay	3	0	0	0	0
Toronto	3	0	0	0	0
Vancouver	3	0	0	0	2
Vegas	1	0	0	0	0
Washington	3	0	1	1	2
Winnipeg	3	0	0	0	0



CAREER: 2019-20: Spent most of the season in Providence/AHL where he was second in that team's scoring race with 22 goals and 17 assists for 39 points in 60 games ... Had a five-game Providence point streak from Oct. 19-30 with 4-1=5 totals in that stretch ... Had nine multiple-point AHL games with his season-highs a 1-2=3 night on Nov. 24 vs.


Hershey and 2-1=3 effort on Feb. 22 vs. Springfield ... Played his 400th AHL game on Feb. 23 vs. Wilkes-Barre/Scranton ... Recalled once to Boston from Nov. 16-17, playing his lone NHL game of the season on Nov. 16 vs. Washington ... That was also his 100th NHL game ... **2018-19:** Began the season in Ottawa, playing in five of eight games before his Oct. 24 assignment to Belleville/AHL ... Had 5-22=27 totals in 29 Belleville games before his Jan. 11 trade to Boston ... Did not dress (coach's decision) for three games ... Spent most of his Boston time in Providence/AHL with 22-11=33 totals in 30 AHL Bruins games, leading that team in scoring with 60 combined points ... Recalled twice to Boston, from Mar. 13-20 (two scoreless games) and Mar. 21-22 (did not dress for one game) ... Played his first game as a Bruin on Mar. 14 at Winnipeg ... Did not dress (coach's decision) for one game ... **2017-18:** Played his first full NHL season with career season-highs of 7-7=14 totals in 60 games with the NY Rangers ... Had one multiple-point game, a two-goal effort on Dec. 19 vs. Anaheim ... Had a career-best four-game point streak from Dec. 1-9 (1-3=4 totals) ... **2016-17:** Spent most of the season in Hershey/AHL with pro career season-highs of 24-31=55 totals in 55 games, which tied for the team lead in goals ... Had a four-goal game on Mar. 18 vs. Hartford ... Recalled on four occasions to Washington, playing six scoreless games on Nov. 20, Dec. 3-5, Mar. 2, and Apr. 8-9 ... **2015-16:** Spent most of the season in Hershey/AHL with 13-18=31 totals in 44 Bears games ... Recalled twice to Washington, Jan. 9-10 (two scoreless games) and Feb. 6-7 (1-0=1 in two games) ... Scored his first NHL goal on Feb. 6 at New Jersey ... **2014-15:** Began the season in the Colorado organization, with 13-14=27 totals in 43 games with Lake Erie/AHL ... Recalled on three occasions to Colorado, playing three scoreless games from Nov. 25-26 and Dec. 9 and recorded his first NHL point with an assist on Feb. 16 vs. Arizona during a seven-game stint from Feb. 14-28 ... Finished the season with Providence/AHL after his Mar. 2 trade to Boston and had 2-5=7 totals in 17 AHL Bruins games ... **2013-14:** Began the season in Lake Erie/AHL with 8-13=21 totals in 54 games before his Mar. 11 recall to Colorado for the remainder of the season, playing 12 scoreless games ... Played his first NHL game on Mar. 12 vs. Chicago ... Also played three scoreless post-season games with the Avalanche ... **2012-13:** Played his first full professional season with Lake Erie/AHL where he finished fourth in the team's scoring race with 19-22=41 totals in 72 games ... 2011-12: Joined Lake Erie/AHL at the conclusion of his college career, playing in two scoreless games including his first pro game on Apr. 13 vs. Hamilton ... **College:** Played four seasons of college hockey at Boston College with 45-41=86 totals in 147 games ... Won Hockey East championships in each of his final three seasons and won NCAA championships with the Eagles in both 2010 and 2012 ... Was named to the All-Tournament Team in 2012 ... **Juniors:** Played the 2007-08 season in the USHL with the

Indiana Ice with 34-32=66 totals in 60 games ... Led the USHL with 16 power play goals ... Named to both the USHL All-Rookie Team and the Second All-Star Team.

TRANSACTIONS: Colorado's seventh pick, 135th overall, in the 2007 NHL Entry Draft ... Traded to Boston by Colorado with Max Talbot for Jordan Caron and 2016 sixth round draft pick (Oskar Steen), Mar. 2, 2015 ... Signed by Washington as a free agent, July 8, 2015 ... Signed by NY Rangers as a free agent, July 1, 2017 ... Signed by Ottawa as a free agent, July 1, 2018 ... Traded to Boston by Ottawa for Cody Goloubef, Jan. 11, 2019.

ETC: Full name, Paul Charles Carey ... Single.

CONTRACT STATUS: Is in year two of a two-year contract with an NHL cap figure of \$700,000.



PAUL CAREY



CAREER STATS

Season	Team	League	Regular Season										Playoffs						
			GP	G	A	PTS	PIM	PP	SH	GW	+/-	GP	G	A	PTS	PIM	PP	SH	GW
2007-08	Indiana Ice	USHL	60	34	32	66	32	-	-	-	-	4	1	2	3	2	-	-	-
2008-09	Boston College Eagles	HEast	24	5	4	9	8	-	-	-	-	-	-	-	-	-	-	-	-
2009-10	Boston College Eagles	HEast	41	9	12	21	29	-	-	-	-	-	-	-	-	-	-	-	-
2010-11	Boston College Eagles	HEast	38	13	13	26	18	-	-	-	-	-	-	-	-	-	-	-	-
2011-12	Boston College Eagles	HEast	44	18	12	30	30	-	-	-	-	-	-	-	-	-	-	-	-
	Lake Erie Monsters	AHL	2	0	0	0	2	-	-	-	-	-	-	-	-	-	-	-	-
2012-13	Lake Erie Monsters	AHL	72	19	22	41	29	-	-	-	-	-	-	-	-	-	-	-	-
2013-14	Colorado Avalanche	NHL	12	0	0	0	0	0	0	0	+2	3	0	0	0	0	0	0	0
	Lake Erie Monsters	AHL	54	8	13	21	42	-	-	-	-	-	-	-	-	-	-	-	-
2014-15	Colorado Avalanche	NHL	10	0	1	1	0	0	0	0	+2	-	-	-	-	-	-	-	-
	Lake Erie Monsters	AHL	43	13	14	27	16	-	-	-	-	-	-	-	-	-	-	-	-
	Providence Bruins	AHL	17	2	5	7	10	-	-	-	-	4	1	0	1	4	-	-	-
2015-16	Washington Capitals	NHL	4	1	0	1	0	0	0	0	Evn	-	-	-	-	-	-	-	-
	Hershey Bears	AHL	44	13	18	31	18	-	-	-	-	-	-	-	-	-	-	-	-
2016-17	Washington Capitals	NHL	6	0	0	0	0	0	0	0	-2	1	0	0	0	0	0	0	0
	Hershey Bears	AHL	55	24	31	55	29	-	-	-	-	4	1	1	2	0	-	-	-
2017-18	New York Rangers	NHL	60	7	7	14	20	1	1	1	-13	-	-	-	-	-	-	-	-
2018-19	Ottawa Senators	NHL	5	0	0	0	0	0	0	0	Evn	-	-	-	-	-	-	-	-
	Belleville Senators	AHL	29	5	22	27	16	-	-	-	-	-	-	-	-	-	-	-	-
	Boston Bruins	NHL	2	0	0	0	0	0	0	0	Evn	-	-	-	-	-	-	-	-
	Providence Bruins	AHL	30	22	11	33	14	-	-	-	-	4	0	1	1	0	-	-	-
2019-20	Boston Bruins	NHL	1	0	0	0	0	0	0	0	-1	-	-	-	-	-	-	-	-
	Providence Bruins	AHL	60	22	17	39	45	-	-	-	-	-	-	-	-	-	-	-	-
NHL Totals			100	8	8	16	20	1	1	1	-12	4	0	0	0	0	0	0	0
Boston Totals			3	0	0	0	0	0	0	0	-1	-	-	-	-	-	-	-	-

BRANDON CARLO

Defense | 6'5" | 212 lbs. | Shoots Right | Hometown: Colorado Springs, CO



25

Born:
November 26, 1996 in
Colorado Springs, CO

NHL FIRSTS:

Game.....Oct. 13, 2016 at CMB
Goal.....Oct. 17, 2016 at WPG
Assist./ Point.....Oct. 13, 2016 at CMB

NHL SINGLE-GAME HIGHS:

Goals.....1 (12x; last Dec. 27, 2019 at BUF)
Assists.....2 (2x; last Oct. 27, 2019 at NYR)
Points....2 (2x; last 0-2=2, Oct. 27, 2019 at NYR)

NHL SINGLE-SEASON HIGHS:

Games.....82 (2016-17)
Goals.....6 (2016-17)
Assists.....15 (2019-20)
Points.....19 (2019-20)

NHL CAREER-BEST STREAKS:


Goal.....1 (12x; last 1-0=1, Dec. 27, 2019)
Assist.....2 (4x; last 0-2=2, Jan. 19-21, 2020)
Point.....3 (2-2=4, Oct. 26-29, 2019)

NHL MULTI-GOAL GAMES.....0

NHL MULTI-POINT GAMES.....2

CAREER VS. NHL TEAMS

	GP	G	A	PTS	PIM
Anaheim	7	1	2	3	4
Arizona	6	0	1	1	5
Boston	-	-	-	-	-
Buffalo	14	1	1	2	8
Calgary	8	0	1	1	0
Carolina	10	0	1	1	4
Chicago	8	0	1	1	2
Colorado	7	0	0	0	2
Columbus	11	0	1	1	6
Dallas	7	0	0	0	4
Detroit	14	1	4	5	6
Edmonton	8	0	1	1	2
Florida	14	0	1	1	8
Los Angeles	7	1	0	1	6
Minnesota	8	0	1	1	6
Montreal	15	0	2	2	10
Nashville	8	0	1	1	6
New Jersey	12	1	1	2	6
NY Islanders	11	0	2	2	8
NY Rangers	12	0	4	4	2
Ottawa	14	0	0	0	4
Philadelphia	10	0	2	2	4
Pittsburgh	11	1	4	5	8
St. Louis	7	2	0	2	6
San Jose	7	1	4	5	2
Tampa Bay	14	2	0	2	12
Toronto	14	0	1	1	15
Vancouver	8	0	1	1	7
Vegas	5	0	2	2	2
Washington	12	0	0	0	6
Winnipeg	8	1	0	1	23



CAREER: 2019-20: Established career season-highs in both assists (15) and points (19) ... Had one multiple-point game, a two-assist effort on Oct. 27 at NY Rangers, which matched his career-high for assists and points in a game ... Had a career-best three-game point streak from Oct. 26-29 with 2-2=4 totals in that stretch and had points in consecutive games on two other occasions ... Was a plus or even in 51 of his 67 games played ... Had one assist in 13 post-season games, recording an assist on Aug. 23 at Tampa Bay ... Missed two games to injury and did not dress for one game ... **2018-19:** Recorded his first career multiple-point game with a two-assist effort on Oct. 13 vs. Detroit ... Scored his goals Dec. 14 at Pittsburgh, snapping a 115-game stretch since his previous score on Mar. 4, 2017 vs. New Jersey; and Mar. 25 at Tampa Bay ... Seven of his ten points came in his last 24 games, including four assists in a nine-game span from Feb. 15-Mar. 5 ... Played his 200th NHL game on Jan. 31 vs. Philadelphia ... Missed nine games with an upper body injury ... Did not dress (coach's decision) for one game ... Added 2-2=4 totals in 24 playoff games ... Ranked second among all NHL players in post-season plus/minus at +10 ... Scored his first career game-winning goal (regular season or playoffs) on June 9 in game six in St. Louis ... Played his first NHL playoff game on April 11 vs. Toronto ... Recorded his first NHL playoff point with an assist on on the game-winning goal on May 4 vs. Columbus ... Scored his first NHL playoff goal with a shorthanded goal on June 3 at St. Louis ... **2017-18:** Had single assists each in six games with two coming on game-winning goals ... Played his 100th NHL game on Nov. 16 at Los Angeles ... Missed the final five games of the season with a fractured left ankle suffered Mar. 31 vs. Florida ... Did not dress (coach's de-

cision) for one game, missing his first career regular season game on Feb. 25 at Buffalo ... **2016-17:** Played his first full pro season and was one of just three NHL rookies to play in every one of his team's games and was one of three Bruins to do so as well, joining David Krejci and Dominic Moore ... Had points in consecutive games on three occasions, Nov. 3-5 (1-1=2 totals), Dec. 3-5 (0-2=2) and Jan. 24-26 (0-2=2) ... Recorded his first NHL assist and point in his first NHL game, on Oct. 13 in Columbus ... Scored his first NHL goal on Oct. 17 at Winnipeg ... Had his first NHL fight on Nov. 12 vs. Arizona's Brad Richardson ... Missed Boston's playoff series vs. Ottawa after suffering a concussion on Apr. 8 in the regular season finale ... **2015-16:** Was assigned to Providence/AHL at the conclusion of his junior season and played seven games with one assist at the end of their regular season and one scoreless playoff game in their post-season series with Wilkes-Barre/Scranton ... Played his first pro game on Apr. 1 at Portland and earned his first pro point with an assist on Apr. 13 vs. Springfield ... **Juniors:** Played three seasons of junior hockey in the Western Hockey League with the Tri-City Americans and had 11 goals and 54 assists for 65 points with 250 penalty minutes in 186 career junior games ... Tied his career season-high in goals and had season-highs in assists and points in 2015-16 with 4-23=27 totals in 52 games ... **International:** Has played for Team USA in two World Junior Championships - 2015 (0-1=1 totals in five games) and 2016 (2-2=4 totals in seven games while winning a Bronze medal).

TRANSACTIONS: Boston's fourth pick, 37th overall, in the 2015 NHL Entry Draft.

ETC.: Full name, Brandon Mitchell Carlo ... Single ... Twitter, @1996_Carlo.

CONTRACT STATUS: Is in year two of a two-year contract with an NHL cap figure of \$2,850,000.



BRANDON CARLO



CAREER STATS

Career Stats			Regular Season										Playoffs							
Season	Team	League	GP	G	A	PTS	PIM	PP	SH	GW	+/-	GP	G	A	PTS	PIM	PP	SH	GW	
2013-14	Tri-City Americans	WHL	71	3	10	13	66	-	-	-	-	5	0	1	1	8	-	-	-	
2014-15	Tri-City Americans	WHL	63	4	21	25	90	-	-	-	-	4	0	1	1	4	-	-	-	
2015-16	Tri-City Americans	WHL	52	4	23	27	94	-	-	-	-	-	-	-	-	-	-	-	-	
2016-17	Providence Bruins	AHL	7	0	1	1	0	-	-	-	-	1	0	0	0	0	-	-	-	
	Boston Bruins	NHL	82	6	10	16	59	0	1	0	+9	-	-	-	-	-	-	-	-	
2017-18	Boston Bruins	NHL	76	0	6	6	45	0	0	0	+10	-	-	-	-	-	-	-	-	
2018-19	Boston Bruins	NHL	72	2	8	10	47	0	0	0	+22	24	2	2	4	10	0	1	1	
2019-20	Boston Bruins	NHL	67	4	15	19	33	0	0	0	+16	13	0	1	1	8	0	0	0	
NHL & Boston Totals			297	12	39	51	184	0	1	0	+57	37	2	3	5	18	0	1	1	

CONNOR CLIFTON

Defense | 5'11" | 195 lbs. | Shoots Right | Hometown: Matawan, NJ



75

Born:
April 28, 1995 in
Matawan, NJ

NHL FIRSTS:
Game..... Nov. 16, 2018 at DAL
Goal..... May 12, 2019 vs CAR (playoffs)
Assist./ Point..... Mar. 23, 2019 at FLA

NHL SINGLE-GAME HIGHS:
Goals..... 1 (2x; last Nov. 19, 2019 at NJ)
Assists..... 1 (Mar. 23, 2019 at FLA)
Points..... 1 (3x; last 1-0=1, Nov. 19, 2019 at NJ)


NHL SINGLE-SEASON HIGHS:
Games..... 31 (2019-20)
Goals..... 2 (2019-20)
Assists..... 1 (2018-19)
Points..... 2 (2019-20)

NHL CAREER-BEST STREAKS:
Goal..... 1 (2; last 1-0=1, Nov. 19, 2019)
Assist..... 1 (0-1=1, Mar. 23, 2019)
Point..... 1 (3x; last 1-0=1, Nov. 19, 2019)

NHL MULTI-GOAL GAMES.....0
NHL MULTI-POINT GAMES.....0

CAREER VS. NHL TEAMS

	GP	G	A	PTS	PIM
Anaheim	-	-	-	-	-
Arizona	2	0	0	0	4
Boston	-	-	-	-	-
Buffalo	3	0	0	0	2
Calgary	-	-	-	-	-
Carolina	1	0	0	0	0
Chicago	-	-	-	-	-
Colorado	1	0	0	0	0
Columbus	1	0	0	0	0
Dallas	2	0	0	0	9
Detroit	3	0	0	0	0
Edmonton	-	-	-	-	-
Florida	4	0	1	1	2
Los Angeles	-	-	-	-	-
Minnesota	1	0	0	0	2
Montreal	4	1	0	1	2
Nashville	1	0	0	0	0
New Jersey	3	1	0	1	0
NY Islanders	3	0	0	0	2
NY Rangers	3	0	0	0	2
Ottawa	-	-	-	-	-
Philadelphia	2	0	0	0	0
Pittsburgh	1	0	0	0	0
St. Louis	1	0	0	0	0
San Jose	1	0	0	0	0
Tampa Bay	3	0	0	0	0
Toronto	4	0	0	0	0
Vancouver	-	-	-	-	-
Vegas	1	0	0	0	0
Washington	3	0	0	0	2
Winnipeg	1	0	0	0	0



CAREER: 2019-20: Had two goals in 30 games before suffering an upper body injury Dec. 29 vs. Buffalo ... Missed 19 games before his Feb. 16 assignment to Providence/AHL for conditioning ... Played two scoreless games in Providence before returning to Boston Feb. 25 ... Missed another five games with the injury before returning to the Boston lineup on Mar. 10 at Philadelphia ... Scored his first NHL regular season goal Nov. 5 at Montreal ... Did not dress (coach's decision) for eight games ... Had points in two of eight post-season games with 1-2=3 totals ... Had his first career multiple-point play-off game, a 1-1=2 night on Aug. 17 at Carolina ... **2018-19:** Split the season between Boston and Providence/AHL ... Led Providence defensemen in scoring with 6-21=27 totals in 53 AHL Bruins games ... Recalled twice to Boston - from Nov. 15-Dec. 6 (0-0=0 totals in nine games) and Mar. 13-end of season (0-1=1 totals in ten games) ... Played his first NHL game on Nov. 16 at Dallas and had his first NHL fight with Jason Spezza in that game ... Recorded his first NHL point with an assist on Mar. 23 at Florida ... Was a plus or even in 16 of his 19 Boston games ... Did not dress (coach's decision) for two games ... Added 2-3=5 totals in 18 playoff games ... Scored his first NHL goal (regular season or playoffs) with the game-winning goal on May 12 vs. Carolina ... Played his first NHL playoff game Apr. 11 vs. Toronto ... Recorded his first NHL playoff point with an assist May 4 vs. Columbus ... Missed five playoff games with an upper body injury ... **2017-18:** Signed an American Hockey League contract with Providence on Aug. 16 and played his first pro season with the AHL Bruins where he was the team's third-leading scorer among defensemen with 4-9=13 totals in 54 games ... Played his first professional game on Oct. 7 vs. Springfield, recorded his first pro point with an assist Nov. 19 vs. Hershey and scored his first pro goal with a short handed effort on Dec. 9 vs. Utica ... **College:** Played four seasons of college hockey at Quinnipiac University with 19 goals and 37 assists for 56 points and 284 penalty minutes in 156 career games for the Bobcats ... Was a captain in his junior and senior seasons and was named to the All-Academic Team three times ... His best college season came in 2015-16 when he had 7-21=28 totals in 43 games ... The Bobcats advanced to the Frozen Four final game that season, where they fell to North Dakota and he was named the Most Outstanding Player of the ECAC tournament, to that All-Tournament Team and to the All Frozen-Four Team ... **Juniors:** Split two seasons in 2011-12 and 2012-13 between the U.S. National Development Team (4-6=10 totals and 106 penalty minutes in 33 games) and the Jersey Hitman/EJHL (1-11=12 totals and 46 PIM in 28 games).

TRANSACTIONS: Arizona's fifth pick, 133rd overall, in the 2013 NHL Entry Draft ... Signed by Boston as a free agent, May 3, 2018.

ETC.: Full name, Connor Kennedy Clifton ... Single ... Twitter, @connorcliff28.

CONTRACT STATUS: Is in year one of a three-year contract with an NHL cap figure of \$1,000,000.



CAREER STATS

CAREER STATS			Regular Season										Playoffs							
Season	Team	League	GP	G	A	PTS	PIM	PP	SH	GW	+/-	GP	G	A	PTS	PIM	PP	SH	GW	
2011-12	Jersey Hitmen	EJHL	28	1	11	12	46	-	-	-	-	-	-	-	-	-	-	-	-	
	U.S. National Development Team	USHL	8	1	0	1	16	-	-	-	-	-	-	-	-	-	-	-	-	
2012-13	U.S. National Development Team	USHL	25	3	6	9	90	-	-	-	-	-	-	-	-	-	-	-	-	
2013-14	Quinnipiac University Bobcats	ECAC	36	5	4	9	106	-	-	-	-	-	-	-	-	-	-	-	-	
2014-15	Quinnipiac University Bobcats	ECAC	38	0	5	5	54	-	-	-	-	-	-	-	-	-	-	-	-	
2015-16	Quinnipiac University Bobcats	ECAC	43	7	21	28	42	-	-	-	-	-	-	-	-	-	-	-	-	
2016-17	Quinnipiac University Bobcats	ECAC	39	7	7	14	82	-	-	-	-	-	-	-	-	-	-	-	-	
2017-18	Providence Bruins	AHL	54	4	9	13	35	-	-	-	-	4	0	0	0	2	-	-	-	
2018-19	Boston Bruins	NHL	19	0	1	1	15	0	0	0	+5	18	2	3	5	16	0	0	1	
	Providence Bruins	AHL	53	6	21	27	52	-	-	-	-	-	-	-	-	-	-	-	-	
2019-20	Boston Bruins	NHL	31	2	0	2	12	0	0	0	+4	8	1	2	3	6	0	0	0	
	Providence Bruins	AHL	2	0	0	0	0	-	-	-	-	-	-	-	-	-	-	-	-	
NHL & Boston Totals			50	2	1	3	27	0	0	0	+9	26	3	5	8	22	0	0	1	

CHARLIE COYLE

Center | 6'3" | 219 lbs. | Shoots Right | Hometown: Weymouth, MA



13

Born:
March 2, 1992 in
East Weymouth, MA

NHL FIRSTS:

Game.....Feb. 4, 2013 at PHX
Goal/Point.....Feb. 23, 2013 at CGY
Assist.....Mar. 3, 2013 vs EDM

NHL SINGLE-GAME HIGHS:

Goals.....2 (7x; last Feb. 8, 2020 at ARI)
Assists.....3 (2x; last Feb. 7, 2017 at WPG)
Points.....4 (1-3=4, Dec. 23, 2016 at NYR)

NHL SINGLE-SEASON HIGHS:

Games.....82 (2014-15, 2015-16, 2016-17)
Goals.....21 (2015-16)
Assists.....38 (2016-17)
Points.....56 (2016-17)

NHL CAREER-BEST STREAKS:

Goal.....4 (4-0=4, Jan. 21-Feb. 2, 2016)
Assist.....4 (0-4=4, Mar. 12-19, 2016)
Point.....7 (3-5=8, Mar. 6-19, 2018)

NHL MULTI-GOAL GAMES.....7
NHL MULTI-POINT GAMES.....48

CAREER VS. NHL TEAMS

	GP	G	A	PTS	PIM
Anaheim	21	0	3	3	12
Arizona	22	6	5	11	8
Boston	10	1	1	2	0
Buffalo	14	2	7	9	2
Calgary	23	3	7	10	13
Carolina	12	4	3	7	4
Chicago	29	4	4	8	4
Colorado	32	9	8	17	9
Columbus	18	2	2	4	17
Dallas	29	4	12	16	10
Detroit	16	5	3	8	8
Edmonton	23	7	8	15	6
Florida	16	4	4	8	8
Los Angeles	22	6	4	10	6
Minnesota	3	0	0	0	0
Montreal	14	3	6	9	4
Nashville	26	5	9	14	12
New Jersey	16	0	5	5	6
NY Islanders	14	1	4	5	14
NY Rangers	14	3	7	10	2
Ottawa	16	0	9	9	4
Philadelphia	13	3	4	7	4
Pittsburgh	15	3	8	11	4
St. Louis	30	5	14	19	8
San Jose	22	4	3	7	6
Tampa Bay	17	3	6	9	6
Toronto	13	3	9	12	11
Vancouver	23	8	5	13	7
Vegas	7	3	3	6	2
Washington	13	4	2	6	4
Winnipeg	27	4	11	15	10



CAREER: Has taken one career penalty shot (goal) ... Has a 9/26 record in NHL shootouts (four deciding goals) ... **2019-20:** Was one of three Bruins to play in all 70 games (Pastrnak, Marchand) and led the club with two shorthanded goals ... Had eight multiple-point games with his game-high a 1-2=3 effort Nov. 26 at Montreal ... Matched his career-high for goals in a game with a two-goal

night on Feb. 8 vs. Arizona ... Had a five-game point streak from Nov. 10-19 (2-4=6 totals) and had points in consecutive games on six other occasions ... Scored his 100th NHL goal Dec. 23 vs. Washington ... Had points in four of 13 post-season games with 3-2=5 totals ... Had one multiple-point playoff game, a 1-1=2 effort Aug. 15 at Carolina ... **2018-19:** Had 11-26=37 totals in 66 Wild games at the time of his Feb. 20 trade to Boston ... Had six multiple-point games, all two-point efforts ... Had a four-game point streak from Dec. 29-Jan. 5 (2-4=6) ... Had 2-4=6 totals in 21 Boston games ... Had a three-game point streak from Mar. 23-27 (1-2=3) ... Played his 500th NHL game Apr. 6 vs. Tampa Bay ... Played his first game as a Bruin Feb. 23 at St. Louis, recorded his first point as a Bruin with an assist Mar. 10 at Pittsburgh and scored his first goal as a Bruin Mar. 14 at Winnipeg ... Did not dress for one game (day of trade) ... Added 9-7=16 totals in 24 playoff games, tying for fifth overall in the NHL in goals and for fourth overall in plus/minus (+8) ... Had three multiple-point playoff games, including a three-assist effort May 12 vs. Carolina, which was a career-high for assists and points in a playoff game ... Became just the second player in club history to score both the game-tying goal in the last five minutes of regulation and the overtime score when he accomplished that feat on Apr. 25 vs. Columbus (Patrice Bergeron, 2013 game seven vs. Toronto) ... Had a three-game playoff point streak from Apr. 13-17 (2-1=3) ... **2017-18:** Had six multiple-point games, all two-point nights ... Had a career-best seven-game point streak from Mar. 6-19 (3-5=8) and had a six-game point streak from Nov. 25-Dec. 8 (2-4=6) ... Snapped a franchise record 316 consecutive games played streak when he missed 16 games with a right leg fracture ... Played his 400th NHL game Feb. 27 vs. St. Louis and recorded his 200th NHL point in a two-goal night Feb. 10 vs. Chicago ... **2016-17:** Established career season-highs in assists ... Had 11 multiple-point games, including a career-high 1-3=4 night at NY Rangers on Dec. 23 ... Had three four-game point streaks, from Oct. 13-20 (2-2=4), Dec. 13-20 (2-3=5) and Apr. 2-8 (1-4=5) ... Recorded his 100th NHL assist Mar. 10 at Florida ... **2015-16:** Set a career season-high in goals ... Had six multiple-point games, all two-point efforts ... Had career-best four-game assist (Mar. 12-19, four assists) and four-game goal (Jan. 21-Feb. 2, four goals) streaks ... Recorded his 100th NHL point in a 1-1=2 effort on Jan. 2 at Tampa Bay ... **2014-15:** Had six multiple-point games, all two-point nights ... Had points in consecutive games on eight occasions ... **2013-14:** Had four multiple-point games, all two-point efforts ... Had two four-game point streaks, from Mar. 22-27 (3-2=5) and Mar. 31-Apr. 7 (2-3=5) ... Scored on his first career penalty shot vs. Detroit's Jimmy Howard on Mar. 22 ... Scored his first career multi-goal game on Jan. 11 vs. Colorado with two goals in a 40-second span ... Scored his first NHL playoff goal on Apr. 17 at Colorado ... Missed 11 games with injury ... **2012-13:** Began the season with Houston/AHL with 14-11=25 totals in 47 games ... Recalled Jan. 19 when the NHL sea-

son resumed following the lockout ... Had a four-game point streak from Apr. 21-27 (1-3=4) ... Played his first NHL game on Feb. 4 at Phoenix ... Scored his first NHL goal on Feb. 23 at Calgary ... Recorded his first NHL assist and multiple-point game in a 1-1=2 effort on Mar. 3 vs. Edmonton ... **College:** Had 10-30=40 totals in 53 career college games at Boston University ... Named Hockey East Rookie of the Year in 2010-11 when he ranked fourth on the team with 7-19=26 totals ... **Juniors:** Joined Saint John's/QMJHL midway through the season after leaving Boston University and had 15-23=38 totals in 23 Sea Dogs games ... Named the MVP of the QMJHL playoffs with 15-19=34 totals in 17 post-season games, including five game-winning goals ... **International:** Represented the USA in both the 2011 (2-4=6, Bronze medal) and 2012 (4-1=5 totals) World Junior Championships and the 2015 World Championships (3-2=5 in five games, Bronze medal).

TRANSACTIONS: San Jose's first pick, 28th overall, in the 2010 NHL Entry Draft ... Traded to Minnesota by San Jose with Devin Setoguchi and 2011 first round draft pick (Zack Phillips) for Brent Burns and 2012 second round draft pick (Pontus Aberg), June 24, 2011 ... Traded to Boston by Minnesota for Ryan Donato and 2019 fourth round draft pick (Cade Webber), Feb. 20, 2019.

ETC.: Full name, Charles Robert Coyle ... Single ... His cousin is former NHL player Tony Amonte ... Twitter, @CharlieCoyle_3.

CONTRACT STATUS: Is in year one of a six-year contract with an NHL cap figure of \$5,250,000.



CHARLIE COYLE



CAREER STATS

Season	Team	League	Regular Season											Playoffs						
			GP	G	A	PTS	PIM	PP	SH	GW	+/-		GP	G	A	PTS	PIM	PP	SH	GW
2009-10	South Shore Kings	EJHL	42	21	42	63	50	-	-	-	-		4	2	1	3	0	-	-	-
2010-11	Boston University	HEast	37	7	19	26	34	-	-	-	-		-	-	-	-	-	-	-	-
2011-12	Boston University	HEast	16	3	11	14	20	-	-	-	-		-	-	-	-	-	-	-	-
	Saint John Sea Dogs	GMJHL	23	15	23	38	8	-	-	-	-		17	15	19	34	8	-	-	-
2012-13	Houston Aeros	AHL	47	14	11	25	22	-	-	-	-		-	-	-	-	-	-	-	-
	Minnesota Wild	NHL	37	8	6	14	28	1	0	2	+3		5	0	2	2	2	0	0	0
2013-14	Minnesota Wild	NHL	70	12	18	30	33	2	0	2	-7		13	3	4	7	6	1	0	1
2014-15	Minnesota Wild	NHL	82	11	24	35	39	1	0	4	+13		10	1	1	2	0	0	0	0
2015-16	Minnesota Wild	NHL	82	21	21	42	16	2	0	4	+1		6	1	1	2	6	0	0	0
2016-17	Minnesota Wild	NHL	82	18	38	56	36	4	0	5	+13		5	2	0	2	2	0	0	1
2017-18	Minnesota Wild	NHL	66	11	26	37	18	0	1	1	+8		5	0	0	0	2	0	0	0
2018-19	Minnesota Wild	NHL	60	10	18	28	16	1	1	2	+1		-	-	-	-	-	-	-	-
	Boston Bruins	NHL	21	2	4	6	4	0	0	0	-2		24	9	7	16	12	2	0	1
2019-20	Boston Bruins	NHL	70	16	21	37	21	1	2	3	+9		13	3	2	5	2	1	0	0
NHL Totals			570	109	176	285	211	12	4	23	+39		81	19	17	36	32	4	0	3
Boston Totals			91	18	25	43	25	1	2	3	+7		37	12	9	21	14	3	0	1

JAKE DeBRUSK

Left Wing | 6'0" | 185 lbs. | Shoots Left | Hometown: Edmonton, ALTA



74

Born:
October 17, 1996 in
Edmonton, ALTA

NHL FIRSTS:

Game.....Oct. 5, 2017 vs NSH
Goal/Point.....Oct. 5, 2017 vs NSH
Assist.....Oct. 5, 2017 vs NSH

NHL SINGLE-GAME HIGHS:

Goals.....2 (8x; last Jan. 9, 2020 vs WPG)
Assists.....3 (Mar. 10, 2018 vs. CHI)
Points.....3 (8x; last 2-1=3, Jan. 9, 2020 vs WPG)

NHL SINGLE-SEASON HIGHS:

Games.....70 (2017-18)
Goals.....27 (2018-19)
Assists.....27 (2017-18)
Points.....43 (2017-18)


NHL CAREER-BEST STREAKS:

Goal.....5 (5-0=5, Feb. 12-20, 2019)
Assist.....3 (0-3=3, Feb. 6-10, 2018)
Point.....5 (5-5=10, Feb. 12-20, 2019)

NHL MULTI-GOAL GAMES.....8
NHL MULTI-POINT GAMES.....25

CAREER VS. NHL TEAMS

	GP	G	A	PTS	PIM
Anaheim	4	1	1	2	0
Arizona	5	3	1	4	0
Boston	-	-	-	-	-
Buffalo	10	4	1	5	0
Calgary	6	2	0	2	2
Carolina	6	2	3	5	2
Chicago	6	1	8	9	0
Colorado	6	2	0	2	0
Columbus	6	3	3	6	2
Dallas	5	0	1	1	0
Detroit	10	4	1	5	6
Edmonton	6	0	0	0	0
Florida	8	3	3	6	4
Los Angeles	5	1	2	3	2
Minnesota	5	4	3	7	2
Montreal	11	5	2	7	2
Nashville	4	1	3	3	0
New Jersey	9	1	3	4	2
NY Islanders	9	3	1	4	19
NY Rangers	9	1	4	5	0
Ottawa	9	3	0	3	0
Philadelphia	7	1	3	4	2
Pittsburgh	7	2	5	7	0
St. Louis	4	0	1	1	0
San Jose	5	3	3	6	2
Tampa Bay	9	2	1	3	0
Toronto	8	2	1	3	0
Vancouver	6	2	1	3	2
Vegas	6	2	1	3	0
Washington	8	1	2	3	2
Winnipeg	4	3	1	4	0



CAREER: Has a 2/10 record in NHL shootouts ... **2019-20:** Had seven multiple-point games with his season-high a 2-1=3 effort on Jan. 9 vs. Winnipeg which tied his career-high for both goals and points in a game, and tied the goal mark with two goals on Dec. 29 vs. Buffalo ... Had two four-game point streaks, from Jan. 7-13 (3-4=7 totals) and from Jan. 19-Feb. 1 (3-2=5)

... Recorded his 100th NHL point with a goal on Dec. 14 at Florida and played his 200th NHL game on Mar. 3 at Tampa Bay ... Missed five games to injury ... Scored four goals in three of 13 post-season games ... Had one multiple-point playoff game, a two-goal night on Aug. 17 at Carolina. ... **2018-19:** Established a career season-high with 27 goals ... Had nine multiple-point games, including four three-point nights (2-1=3 on Nov. 8 vs. Vancouver, 1-2=3 each Feb. 12 vs. Chicago; Feb. 18 at San Jose; and Apr. 2 at Columbus), which matched his previous career-high for points in a game ... Had a five-game goal and point streak from Feb. 12-20 (5-5=10), which was the longest goal streak by a Bruin since Brad Marchand's seven-game stretch in 2015-16 ... Had a four-game point streak from Feb. 26-Mar. 5 (3-2=5) ... Played his 100th NHL game on Dec. 29 at Buffalo ... Missed 14 games to injuries ... Added 4-7=11 totals in 24 playoff games ... Four of his 11 post-season points came in the Stanley Cup Final (1-3=4), his most of any round ... **2017-18:** Played his first full NHL season ... Had nine multiple-point games with his season-highs a 1-2=3 night Dec. 18 vs. Columbus, three assists Mar. 10 vs. Chicago and a 2-1=3 effort Mar. 31 vs. Florida ... Had a four-game point streak from Feb. 27-Mar. 6 (2-3=5) ... Played his first NHL game on Oct. 5 vs. Nashville and scored his first NHL goal and assist in that game ... Had his first NHL fight on Dec. 9 vs. NY Islanders' Casey Cizikas ... Missed 11 games to injuries and did not dress (coach's decision) for one game

... Led all NHL rookies in playoff goals and points through the first two rounds with 6-2=8 totals in 12 games ... Had one multiple-point playoff game, a two-goal effort which included the game-winning goal on Apr. 25 in game seven vs. Toronto ... Had a five-game playoff point streak from Apr. 19-28 (5-1=6 totals) ... **2016-17:** Played his first professional season with Boston's AHL affiliate in Providence ... Finished second in the P-Bruins' scoring race and ranked fifth overall among AHL rookies in scoring with 19-30=49 totals ... Was named the club's Rookie of the Year ... Played his first pro game on Oct. 14 vs. Albany with his first pro point an assist in that game ... Scored his first pro goal on Oct. 28 at Utica ... Had nine multiple-point games ... Had an eight-game point streak from Dec. 18-Jan. 7 (6-2=8 totals) ... Added 6-3=9 totals in 17 playoff games as Providence advanced to the Conference Finals ... **Juniors:** Played three seasons in the Western Hockey League with Swift Current and Red Deer with 78 goals and 107 assists for 185 points and 108 penalty minutes in 205 career junior games ... Led Swift Current in scoring in 2014-15 with 42-39=81 totals in 72 games ... Began the 2015-16 season with Swift Current with 9-17=26 totals in 24 Broncos games before his December trade to Red Deer ... Finished the season with 21-44=65 totals in 61 combined games, good for third overall in the Rebels' scoring race ... Was second on the team in post-season scoring with eight goals and nine assists for 17 points in 17 playoff games as the Rebels advanced to the Memorial Cup Semifinal.

TRANSACTIONS: Boston's second pick (first round), 14th overall, in the 2015 NHL Entry Draft.

ETC.: Full name, Jacob Louis DeBrusk ... Single ... His father, Louie, played 11 seasons in the NHL with Edmonton, Tampa Bay, Phoenix and Chicago ... Twitter, @JDebrusk.

CONTRACT STATUS: Is in year one of a two-year contract with an NHL cap figure of \$3,675,000.



JAKE DeBRUSK



CAREER STATS

Career Stats			Regular Season										Playoffs							
Season	Team	League	GP	G	A	PTS	PIM	PP	SH	GW	+/-	GP	G	A	PTS	PIM	PP	SH	GW	
2013-14	Swift Current Broncos	WHL	72	15	24	39	21	-	-	-	-	6	3	1	4	0	-	-	-	
2014-15	Swift Current Broncos	WHL	72	42	39	81	40	-	-	-	-	3	0	0	0	10	-	-	-	
2015-16	Swift Current Broncos	WHL	24	9	17	26	15	-	-	-	-	-	-	-	-	-	-	-	-	
	Red Deer Rebels	WHL	37	12	27	39	32	-	-	-	-	17	8	9	17	20	-	-	-	
2016-17	Providence Bruins	AHL	74	19	30	49	30	-	-	-	-	17	6	3	0	4	-	-	-	
2017-18	Boston Bruins	NHL	70	16	27	43	19	2	0	5	+13	12	6	2	8	8	2	0	1	
2018-19	Boston Bruins	NHL	68	27	15	42	18	8	0	4	+2	24	4	7	11	10	1	0	1	
2019-20	Boston Bruins	NHL	65	19	16	35	14	7	0	5	-1	13	4	0	4	2	1	0	1	
NHL & Boston Totals			203	62	58	120	51	17	0	14	+14	49	14	9	23	20	4	0	3	


MATT FILIPE



Left Wing | 6'2" | 205 lbs. | Shoots Left | Hometown: Lynnfield, MA

49

Born:
December 31, 1997 in
Lynnfield, MA



CAREER: College: Played four seasons of college hockey at Northeastern University with college totals of 31-44=75 with 109 PIM in 136 career games ... Was an Assistant Captain in 2019-20 when he had season-high totals of 9-13=22 ... Won three Beanpot titles with the Huskies (2018, 2019, 2020) and a Hockey East Championship in 2018-19 ... **Juniors:** Played the 2015-16 season with Cedar Rapids of the USHL with 19-17=36 totals in 56 games ... Named to the USHL All-Rookie Second Team.

TRANSACTIONS: Carolina's fourth pick (third round), 67th overall, in the 2016 NHL Entry Draft ... Signed as a free agent by Boston, August 16, 2020

ETC.: Single ... Played three seasons of high school hockey at Malden Catholic, winning Super 8 titles in 2013 and 2014 ... His father, Paul, also played four seasons of college hockey at Northeastern.

CONTRACT STATUS: Is in year one of a two-year entry level contract.



CAREER STATS

Season	Team	League	GP	G	Regular Season								Playoffs							
					A	PTS	PIM	PP	SH	GW	+/-		GP	G	A	PTS	PIM	PP	SH	GW
2015-16	Cedar Rapids Roughriders	USHL	56	19	17	36	99	-	-	-	-		5	1	2	3	15	-	-	-
2016-17	Northeastern University Huskies	HE	38	9	12	21	36	-	-	-	-		-	-	-	-	-	-	-	-
2017-18	Northeastern University Huskies	HE	31	5	8	13	31	-	-	-	-		-	-	-	-	-	-	-	-
2018-19	Northeastern University Huskies	HE	36	8	11	19	18	-	-	-	-		-	-	-	-	-	-	-	-
2019-20	Northeastern University Huskies	HE	30	9	13	22	24	-	-	-	-		-	-	-	-	-	-	-	-

TRENT FREDERIC

Center | 6'2" | 211 lbs. | Shoots Left | Hometown: St. Louis, MO



11

Born:
February 11, 1998 in
St. Louis, MO

NHL FIRSTS:

Game.....Jan. 29, 2019 vs WPG
Goal.....None
Assist.....None

NHL SINGLE-GAME HIGHS:

Goals.....None
Assists.....None
Points.....None

NHL SINGLE-SEASON HIGHS:

Games.....15 (2018-19)
Goals.....None
Assists.....None
Points.....None

NHL CAREER-BEST STREAKS:


Goal.....None
Assist.....None
Point.....None

NHL MULTI-GOAL GAMES.....0

NHL MULTI-POINT GAMES.....0

CAREER VS. NHL TEAMS

	GP	G	A	PTS	PIM
Anaheim	1	0	0	0	0
Arizona	-	-	-	-	-
Boston	-	-	-	-	-
Buffalo	-	-	-	-	-
Calgary	-	-	-	-	-
Carolina	-	-	-	-	-
Chicago	1	0	0	0	0
Colorado	1	0	0	0	0
Columbus	1	0	0	0	0
Dallas	-	-	-	-	-
Detroit	-	-	-	-	-
Edmonton	-	-	-	-	-
Florida	-	-	-	-	-
Los Angeles	1	0	0	0	0
Minnesota	1	0	0	0	0
Montreal	-	-	-	-	-
Nashville	-	-	-	-	-
New Jersey	-	-	-	-	-
NY Islanders	1	0	0	0	0
NY Rangers	1	0	0	0	0
Ottawa	-	-	-	-	-
Philadelphia	1	0	0	0	0
Pittsburgh	-	-	-	-	-
St. Louis	-	-	-	-	-
San Jose	1	0	0	0	0
Tampa Bay	1	0	0	0	10
Toronto	1	0	0	0	0
Vancouver	-	-	-	-	-
Vegas	1	0	0	0	0
Washington	2	0	0	0	0
Winnipeg	2	0	0	0	5



CAREER: 2019-20: Spent most of the season in Providence/AHL where he had eight goals and 24 assists for 32 points while leading the AHL with 148 penalty minutes ... Recalled once to Boston, playing two scoreless games from Nov. 14-17 ... Had a five-game Providence point streak from Nov. 22-30 (2-3=5 totals) and a four-game streak from Dec. 11-18 (2-5=7) ... Had nine multiple-point AHL games with his season-high a 1-2=3 night on Jan. 18 at Bridgeport ... Played his 100th AHL game on Dec. 28 at Hartford ... **2018-19:** Split the season between Boston and Providence/AHL with 14-11=25

totals in 55 AHL Bruins games ... Recalled on three occasions to Boston - from Jan. 28-Feb. 21, Mar. 12-16 and Apr. 6-7, playing 15 scoreless games during those stints ... Played his first NHL game on Jan. 29 vs. Winnipeg with his first NHL fight vs. the Jets' Brandon Tanev in that game ... Did not dress (coach's decision) in one game ... **2017-18:** Signed a contract with Boston on Mar. 13 (to commence this season) and joined Providence on an AHL try-out agreement ... Recorded his first pro point with an assist in his first professional game on Mar. 18 vs. Bridgeport and scored his first pro goal in his next game, Mar. 23 vs. Lehigh Valley ... **College:** Played two seasons of college hockey at the University of Wisconsin with 32 goals and 33 assists for 65 points and 58 penalty minutes in 66 career college games ... Was an alternate captain in his sophomore season when he led the team in goals and was second in the scoring race with 17-15=32 totals in 36 games ... Was a Second Team All-Big



Ten selection and earned Big Ten Freshman of the Year honors in 2016-17 with 15-18=33 totals in 30 games ... **Juniors:** Played two seasons in 2014-15 and 2015-16 with the U.S. National Development Team with 7-12=19 totals in 58 games ... **International:** Won a Bronze medal with Team USA in the 2018 World Junior Championship (5-0=5 totals in seven games, including a four-goal effort in the Bronze medal game).

TRANSACTIONS: Boston's second pick (first round), 29th overall, in the 2016 NHL Entry Draft.

ETC.: Full name, Trent Martin Frederic ... Single ... Twitter, @tfreddy42.

CONTRACT STATUS: Is in year three of a three-year entry level contract.

CAREER STATS

Season	Team	League	Regular Season											Playoffs							
			GP	G	A	PTS	PIM	PP	SH	GW	+/-		GP	G	A	PTS	PIM	PP	SH	GW	
2014-15	U. S. National Development Team	USHL	34	3	1	4	30	-	-	-	-		-	-	-	-	-	-	-	-	
2015-16	U. S. National Development Team	USHL	23	4	10	14	23	-	-	-	-		-	-	-	-	-	-	-	-	
2016-17	University of Wisconsin Badgers	Big Ten	30	15	18	33	32	-	-	-	-		-	-	-	-	-	-	-	-	
2017-18	University of Wisconsin Badgers	Big Ten	36	17	15	32	26	-	-	-	-		-	-	-	-	-	-	-	-	
2018-19	Providence Bruins	AHL	13	5	3	8	11	-	-	-	-		3	0	1	1	0	-	-	-	
	Boston Bruins	NHL	15	0	0	0	15	0	0	0	-4		-	-	-	-	-	-	-	-	
	Providence Bruins	AHL	55	14	11	25	67	-	-	-	-		4	0	2	2	2	-	-	-	
2019-20	Boston Bruins	NHL	2	0	0	0	0	0	0	0	-1		-	-	-	-	-	-	-	-	
	Providence Bruins	AHL	59	8	24	32	148	-	-	-	-		-	-	-	-	-	-	-	-	
NHL & Boston Totals			17	0	0	0	15	0	0	0	-5		-	-	-	-	-	-	-	-	

MATT GRZELCYK

Defense | 5'9" | 174 lbs. | Shoots Left | Hometown: Charlestown, MA



48

Born:
January 5, 1994 in
Charlestown, MA

NHL FIRSTS:

Game.....Dec. 14, 2016 at PIT
Goal.....Nov. 24, 2017 vs. PIT
Assist./ Point.....Nov. 22, 2017 at NJ

NHL SINGLE-GAME HIGHS:

Goals.....2 (Nov. 19, 2019 at NJ)
Assists.....4 (2019-20)
Points.....2 (8x; last 0-2=2, Feb. 22, 2020 at VAN)

NHL SINGLE-SEASON HIGHS:

Games.....68 (2019-20)
Goals.....4 (2019-20)
Assists.....17 (2019-20)
Points.....21 (2019-20)


NHL CAREER-BEST STREAKS:

Goal.....1 (3x; last 1-0=1, Mar. 10, 2020)
Assist.....3 (2x; last 0-3=3, Dec. 29, 2018-Jan. 3, 2019)
Point.....3 (2x; last 0-3=3, Dec. 29, 2018-Jan. 3, 2019)

NHL MULTI-GOAL GAMES.....1
NHL MULTI-POINT GAMES.....8

CAREER VS. NHL TEAMS

	GP	G	A	PTS	PIM
Anaheim	4	0	0	0	0
Arizona	5	0	1	1	4
Boston	-	-	-	-	-
Buffalo	10	0	2	2	4
Calgary	6	0	2	2	6
Carolina	6	1	1	2	2
Chicago	5	0	4	4	8
Colorado	3	0	0	0	0
Columbus	4	0	0	0	2
Dallas	6	0	2	2	2
Detroit	11	0	0	0	4
Edmonton	5	1	3	4	0
Florida	10	1	1	2	6
Los Angeles	2	0	0	0	2
Minnesota	5	0	1	1	0
Montreal	11	0	2	2	0
Nashville	5	0	2	2	10
New Jersey	8	2	3	5	6
NY Islanders	8	1	0	1	4
NY Rangers	7	0	3	3	4
Ottawa	10	0	4	4	4
Philadelphia	8	1	1	2	0
Pittsburgh	9	1	0	1	8
St. Louis	4	0	1	1	2
San Jose	3	0	0	0	6
Tampa Bay	11	1	1	2	6
Toronto	9	0	3	3	30
Vancouver	5	1	5	6	2
Vegas	4	0	0	0	0
Washington	8	0	1	1	0
Winnipeg	5	0	1	1	4



CAREER: 2019-20: Established career season-highs in all categories with four goals, 17 assists and 21 points in 68 games ... Had three multiple-point games with his first career two-goal game on Nov. 19 at New Jersey and tying his previous career game-high in assists with two each Jan. 7 at Nashville and Feb. 22 at Vancouver ... Had points in consecutive games on four occasions ... Missed one game with an illness and did not dress [coach's decision] for one game ... Had one assist in 12 post-season games, recording his lone playoff point with an assist Aug. 29 vs. Tampa Bay ... **2018-19:** Had two multiple-point games, a two-assist night Oct. 11 vs. Edmonton and 1-1=2 totals Nov. 8 vs. Vancouver ... Had two three-game assist streaks - from Oct. 18-23 and Dec. 29-Jan. 3 (0-3=3 each) ... Played his 100th NHL game Dec. 29 at Buffalo ... Missed 14 games with injuries and did not dress [coach's decision] for two games ... Added 4-4=8 totals in 20 playoff games, passing his regular season total in goals ... Had one multiple-point game, a two-goal night May 12 vs. Carolina ... It was his first career multiple-goal game (regular season or playoffs) ... Had a three-game assist streak from Apr. 13-17 (three assists) ... Scored his first career NHL playoff goal Apr. 27 vs. Columbus ... Missed four games in concussion protocol ... **2017-18:** Began the season in Boston, playing one game before his assignment to Providence/AHL on Oct. 9 ... Had four assists with 14 PIM in 14 AHL Bruins games before his Nov. 21 recall to Boston for the remainder of the season ... Ranked second among all NHL rookies with a +21 rating ... Had three multiple-point games, all two-point efforts ... Had points in consecutive games twice, Nov. 22-24 (1-1=2 totals) and Feb. 11-13 (0-2=2) ... Recorded his first NHL point

with an assist on Nov. 22 at New Jersey and scored his first NHL goal in the next game, Nov. 24 vs. Pittsburgh ... Did not dress [coach's decision] for two games ... Added one assist in 11 post-season games ... **2016-17:** Spent most of his first pro season with Providence/AHL where he ranked third among team defensemen in scoring with 6-26=32 totals in 70 games ... Recalled once to Boston, playing two scoreless games from Dec. 14-17, including his first NHL game on Dec. 14 in Pittsburgh ... **College:** Played four years of college hockey at Boston University with 26 goals and 69 assists for 95 points in 125 career college games ... Served as a captain in both his junior and senior seasons ... Earned First Team All-American and Hockey East First All-Star Team honors in both 2014-15 and 2015-16, becoming just the fifth defenseman in school history to earn two First Team All-American berths ... Had 19 multiple-point games as a Terrier, including a hat trick scored on Jan. 9, 2016 vs. UMass ... Had an 11-game college point streak from Feb. 13-Mar. 21, 2015 (9-9=18 totals) ... **Juniors:** Played two seasons with the U.S. National Development Team program in 2010-11 and 2011-12 with 2-19=21 totals in 60 games ... **International:** Has represented Team USA on three occasions - the U-17 World Championships (1-5=6 totals in five games in 2011), U-18 World Junior Championships (0-1=1 totals in six games in 2012) and the U-20 World Junior Championships (2-4=6 totals in five games in 2014).

TRANSACTIONS: Boston's second pick (third round), 85th overall, in the 2012 NHL Entry Draft.

ETC.: Full name, Matthew Sean Grzelcyk ... Single ... His father, John, is a long-time member of the TD Garden bull gang ... Twitter, @Matt_Grzelcyk5.

CONTRACT STATUS: Is in year one of a four-year contract with an NHL cap figure of \$3,687,500.



MATT GRZELCYK



CAREER STATS

Career Stats			Regular Season										Playoffs						
Season	Team	League	GP	G	A	PTS	PIM	PP	SH	GW	+/-	GP	G	A	PTS	PIM	PP	SH	GW
2010-11	US National Team Development Program	USHL	36	1	9	10	28	-	-	-	-	2	0	0	0	2	-	-	-
	US National Team Development Program	U-17	17	1	7	8	10	-	-	-	-	-	-	-	-	-	-	-	-
2011-12	US National Team Development Program	USHL	24	1	10	11	6	-	-	-	-	-	-	-	-	-	-	-	-
	US National Team Development Program	U-18	36	2	19	21	16	-	-	-	-	-	-	-	-	-	-	-	-
2012-13	Boston University Terriers	HE	38	3	20	23	26	-	-	-	-	-	-	-	-	-	-	-	-
2013-14	Boston University Terriers	HE	19	3	8	11	16	-	-	-	-	-	-	-	-	-	-	-	-
2014-15	Boston University Terriers	HE	41	10	28	38	36	-	-	-	-	-	-	-	-	-	-	-	-
2015-16	Boston University Terriers	HE	27	10	13	23	26	-	-	-	-	-	-	-	-	-	-	-	-
2016-17	Boston Bruins	NHL	2	0	0	0	2	0	0	0	Evn	-	-	-	-	-	-	-	-
	Providence Bruins	AHL	70	6	26	32	18	-	-	-	-	17	0	3	3	8	-	-	-
	Boston Bruins	NHL	61	3	12	15	22	0	0	0	+21	11	0	1	1	4	0	0	0
2017-18	Providence Bruins	AHL	14	0	4	4	14	-	-	-	-	-	-	-	-	-	-	-	-
	Boston Bruins	NHL	66	3	15	18	68	1	0	0	+9	20	4	4	8	6	2	0	0
2019-20	Boston Bruins	NHL	68	4	17	21	34	1	0	1	+15	12	0	1	1	4	0	0	0
NHL & Boston Totals			197	10	44	54	126	2	0	1	+45	43	4	6	10	14	2	0	0

JAROSLAV HALAK



Goal | 5'11" | 185 lbs. | Catches Left | Hometown: Bratislava, SVK

41

Born:
May 13, 1985 in
Bratislava, SVK

NHL FIRSTS:

Game.....Feb. 18, 2007 at CMB
Win.....Feb. 18, 2007 at CMB

NHL SINGLE-SEASON HIGHS:

Games.....59 (2014-15)
Wins38 (2014-15)

NHL CAREER-BEST STREAKS:

Win.....11 (Nov. 5-Dec. 4, 2014)
Point.....14 (11-0-3, Nov. 29, 2011-Jan. 21, 2012)


NHL SHUTOUTS, REGULAR SEASON

.....50
(2007-Mar. 20 vs BOS, Apr. 3 vs BOS;
2008-Mar. 15 vs NYI; 2009-Feb. 24 vs VAN,
Dec. 19 at NYI; 2010-Jan. 7 vs FLA,
Jan. 23 vs NYR, Apr. 2 at PHI, Apr. 3 vs BUF,
Oct. 23 vs PIT, Oct. 28 at NSH, Nov. 4 vs SJ,
Dec. 26 vs NSH; 2011-Mar. 17 at LA,
Mar. 24 vs EDM, Apr. 9 vs NSH, Nov. 8 vs CHI,
2012-Jan. 10 at MTL, Jan. 16 vs DAL,
Jan. 19 vs EDM, Feb. 3 vs LA, Feb. 12 vs SJ;
2013-Jan. 9 vs DET, Jan. 24 vs NSH,
Mar. 23 at EDM, Oct. 5 vs FLA, Nov. 25 vs MIN;
2014-Jan. 9 at CGY, Jan. 28 vs NJ,
Apr. 11 vs CHI, Nov. 8 at ARI, Nov. 11 vs COL,
Nov. 24 vs PHI; 2015-Jan. 13 at NYR,
Mar. 21 at NJ, Apr. 4 vs BUF, Oct. 20 at CMB,
Oct. 26 vs CGY; 2016-Feb. 9 at NJ,
Dec. 1 at WSH; 2017-Apr. 6 at CAR;
2018-Feb. 15 at NYR, Oct. 4 at BUF;
Oct. 25 vs PHI, Dec. 17 at MTL;
2019-Feb. 15 at ANA, Apr. 4 at MIN;
Oct. 5 at ARI, Dec. 3 vs CAR, Dec. 27 at BUF)

NHL SHUTOUTS, PLAYOFFS0

CAREER VS. NHL TEAMS

	GP	W-L-O	GAA	SV%	SO
Anaheim	19	11-6-1	2.49	.911	1
Arizona	15	10-3-2	1.87	.936	2
Boston	17	8-9-0	2.39	.925	2
Buffalo	15	12-3-0	2.12	.922	4
Calgary	17	10-6-1	2.17	.924	2
Carolina	14	6-6-1	2.61	.921	2
Chicago	15	9-2-3	2.05	.930	2
Colorado	14	6-6-2	2.76	.906	1
Columbus	26	14-7-3	2.64	.917	1
Dallas	13	5-7-1	3.18	.888	1
Detroit	17	7-7-2	3.62	.874	1
Edmonton	17	9-4-3	2.17	.908	3
Florida	20	13-5-2	2.36	.926	2
Los Angeles	18	6-10-2	2.47	.912	2
Minnesota	14	5-3-4	2.12	.925	2
Montreal	11	6-4-0	2.44	.909	2
Nashville	26	15-4-6	1.99	.927	4
New Jersey	24	12-7-3	2.15	.930	3
NY Islanders	9	7-1-1	1.52	.950	2
NY Rangers	32	22-8-1	2.43	.925	3
Ottawa	18	8-7-3	2.48	.919	0
Philadelphia	19	10-6-3	2.47	.914	3
Pittsburgh	22	11-9-2	2.60	.918	1
St. Louis	3	0-2-1	4.54	.860	0
San Jose	15	7-6-0	2.68	.907	2
Tampa Bay	10	4-5-0	2.93	.893	0
Toronto	20	10-4-5	2.89	.910	0
Vancouver	19	7-5-4	2.66	.908	1
Vegas	5	5-0-0	1.77	.948	0
Washington	23	9-11-1	2.76	.903	1
Winnipeg	13	8-4-1	3.12	.898	0



CAREER: Has a 32-35 record in NHL shootouts (73 goals allowed on 234 shots) ... Has faced four career penalty shots (two goals allowed) ... Has played in one NHL All-Star Game (2015) ... **2019-20:** Had the NHL's sixth-best goals against average at 2.39 and combined with Tuukka Rask to win the William M. Jennings Trophy for allowing the fewest goals in the league ... Allowed

two goals or fewer in 16 of his 30 complete games played, including three shutouts (numbers 48-50 career) - 1-0 at Arizona on Oct. 5, 2-0 at Carolina on Dec. 3 and 3-0 at Buffalo on Dec. 27 ... Had a nine-game point streak from Oct. 14-Dec. 3 (6-0-3), and had a seven-game win streak from Jan. 21-Mar. 5 ... Was the 74th goaltender in NHL history to play in 500 career games, a 2-0 win vs. Carolina on Dec. 3 ... His longest consecutive games played stretch of the season was five games from Jan. 13-21 (2-2-1) ... Dressed as backup for 39 games ... Went 4-5 with a 2.76 goals against average and .902 save percentage in nine post-season games ... Had a career-best four-game win streak from Aug. 15-23 over the last three games of Round One vs. Carolina and game one of Round Two vs. Tampa Bay ... His 4-1 loss vs. Philadelphia on Aug. 2 in the first game of the round robin series was his first NHL post-season play since Apr. 27, 2015 with the NY Islanders ... **2018-19:** Allowed two goals or fewer in 19 of his 36 complete games, including five shutouts ... His 4-0 win at Buffalo on Oct. 4 and 3-0 win vs. Philadelphia on Oct. 25 came in his first five starts, as he became the third netminder in team history with two shutouts in his first five starts with the club (Frank Brimsek, 1938-39 and John Henderson, 1954-55) ... Was the first goaltender to earn a shutout in his first start as a Bruin since 2002-03 (Jeff Hackett) ... Had a seven-game point streak from Jan. 29-Mar. 5 (5-0-2, 1.77 goals against average and .941 save percentage) ... That included a five-game win streak from Feb. 10-Mar. 5 ... Had four assists on the season, which tied a club record for assists in a season by a goaltender ... Went 1-2 in shootouts (four goals/14 shots) ... Dressed as backup for 42 games ... **2017-18:** Went 20-26-0 in 54 games, the third-most appearances of his NHL career ... Allowed two goals or less in 13 complete games, including his 42nd NHL shutout in a 3-0 win vs. NY Rangers on Feb. 15 in which he set a career-high for saves in a game with 50 ... Set a career-high in shots faced in the previous games with 51 on Feb. 13 vs. Columbus ... Had a four-game win streak from Oct. 19-30 ... **2016-17:** Split the season between NY Islanders and Bridgeport/AHL ... Began the season in New York with a 6-8-5 record in 21 games played before his Dec. 31 assignment to Bridgeport ... Led the Sound Tigers in wins, GAA and shutouts with a 17-7-3 record, 2.15 GAA and two shutouts in 27 AHL games before his Mar. 23 recall to New York ... Finished the season with a five-game win streak from Mar. 31-Apr. 8 ... Allowed two goals or less in 12 games, including two shutouts ... **2015-16:** Had a seven-game point streak at 5-0-2 from Nov. 16-Dec. 12 ... Allowed two goals or less in 21 of his complete games, including three shutouts ... Recorded his 200th NHL win on Mar. 8 vs. Pittsburgh ... Missed 28 games with injuries ... **2014-15:** Recorded career-highs in games played (59) and wins (38), which was a new club record for wins in a season ... His six shutouts were one shy of the team mark and included consecutive games Nov. 8 at Arizona and Nov. 11 vs. Colorado ... Allowed two goals or less in 32 of his complete

games ... Had an 11-game win streak from Nov. 5-Dec. 4, which surpassed Billy Smith's club record of ten and also had a seven-game win streak from Dec. 13-Jan. 2 ... Played his 300th NHL game on Jan. 4 at Edmonton ... **2013-14:** Began the season in St. Louis with a 24-9-4 record, 2.23 GAA and four shutouts in 40 games before his Feb. 28 trade to Buffalo in a multi-player deal ... Passed Glenn Hall to become the Blues' all-time shutouts leader ... Dressed as backup for one game, but did not play for the Sabres before he went to Washington on Mar. 5 and was 5-4-3 with a 2.31 GAA and one shutout in 12 Capitals games ... Had six four-game win or point streaks with the Blues and had a six-game point streak at 3-0-3 from Mar. 14-30 with Washington ... Allowed two goals or less in 29 of his combined complete games and his combined 2.25 GAA ranked eighth overall in the NHL ... **2012-13:** Had a five-game point streak at 4-0-1 from Jan. 19-Feb. 23 ... Allowed two goals or less in six games, including three shutouts ... **2011-12:** Shared the Jennings Trophy with Brian Jennings for the lowest goals against in the NHL and tied a modern-day NHL record as they combined for 15 shutouts ... They were the first duo in NHL history to both have at least six shutouts and were the first Blues goaltenders to both have 20+ wins ... Had career-highs in GAA (1.97, fifth in the NHL) and save percentage (.926, seventh in the NHL) ... Had an eight-game win streak from Feb. 23-Mar. 11 ... Had a 14-game point streak at 11-0-3 from Nov. 29-Jan. 21 and a ten-game point streak (9-0-1) from Feb. 23-Mar. 17 ... Allowed two goals or less in 30 complete games ... Earned his 100th NHL win on Feb. 25 at Winnipeg and played his 200th NHL game on Mar. 17 at Tampa Bay ... Missed 19 games with a lower body injury ... **2010-11:** Had a career-high seven shutouts, which ranked fourth in the NHL, including three in his first nine games and three vs. Nashville as he became the first Blues goaltender since 1969-70 (Jacques Plante) to blank the same opponent three times in one season ... Had a seven-game point streak (6-0-1) from Oct. 18-Nov. 6 ... Allowed two goals or fewer in 30 of his complete games ... **2009-10:** Tied for fourth in the NHL with a .924 save percentage ... Allowed two goals or less in 23 of his complete games, including five shutouts ... Had shutouts in consecutive games Apr. 2 vs. Philadelphia and Apr. 3 vs. Buffalo ... Played his 100th NHL game Apr. 8 at Carolina ... **2008-09:** Played his first full NHL season ... Had a four-game win streak from Jan. 4-10 while playing a season-best nine straight games ...



JAROSLAV HALAK



... Allowed two goals or less in 13 of his complete games, including one shutout ... **2007-08:** Spent most of the season in Hamilton/AHL with a 15-10-2 record and 2.10 GAA in 28 games ... Recalled on three occasions to Montreal, playing six games with a 2-1-1 record ... Won his first home game of the season on Mar. 15 with a 3-0 win vs. the NY Islanders, becoming the first Canadiens rookie goaltender to win his first eight career home games ... **2006-07:** Split the season between Montreal and their AHL affiliate in Hamilton ... Went 16-11-0, led the AHL with a 2.00 GAA and was third overall with six shutouts in 28 AHL games ... Named to the AHL All-Rookie Team ... Recalled to Montreal on Feb. 15, playing his first NHL game on Feb. 18 with his first NHL win a 3-2 victory at Columbus ... Became the first NHL goaltender to win his first seven home games since 1982-83 (Bob Froese, Philadelphia) ... Had a five-game win streak from Mar. 17-27 ... Allowed two goals or less in five of his 16 NHL games, including his first two NHL shutouts, both vs. Boston on Mar. 20 and Apr. 3 ... **2005-06:** Split his first pro season between Hamilton/AHL (7-6-0, 2.05 GAA and three shutouts in 13 games) and Long Beach/ECHL (11-4-2, 2.05 GAA and two shutouts in 20 games) ... Juniors: Played one season in the QMJHL with Lewiston in 2004-05, with a 24-17-4 record in 47 games ... International: Has represented Slovakia in eight international tournaments - the 2004 (2.33 GAA in six games) and 2005 (4-2-0 and 2.17 GAA in six games) World Junior Championships; the 2007 (1-1-0 and 2.52 GAA in two games), 2009 (1-2-0 and 3.17 GAA in four games) and 2011 (2-4-0 and 2.54 GAA in six games) World Championships; the 2010 (3-4-0 and 2.41 GAA in seven games) and 2014 (5.13 GAA in two games) Olympic Games; and the 2016 World Cup (3-3-0 with 2.15 GAA in six games).

AWARDS: William M. Jennings Trophy (2011-12, shared with Brian Elliott; 2019-20, shared with Tuukka Rask)

TRANSACTIONS: Montreal's 11th pick, 271st overall, in the 2003 NHL Entry Draft ... Traded to St. Louis by Montreal for Lars Eller and Ian Schultz, June 17, 2010 ... Traded to Buffalo by St. Louis with Chris Stewart, William Carrier, 2015 first round draft pick (Jack Roslovic) and 2016 third round draft pick (Linus Nassen) for Ryan Miller and Steve Ott, Feb. 28, 2014 ... Traded to Washington by Buffalo with 2015 third round draft pick (Robin Kovacs) for Michal Neuvirth and Rostislav Klesla, Mar. 5, 2014 ... Traded to NY Islanders by Washington for 2014 fourth round draft pick (Igor Shesterkin), May 1, 2014 ... Signed by Boston as a free agent, July 1, 2018.

ETC: Full name, Jaroslav Halak ... Married, wife's name is Petra; daughter, Inna; son, Nathan.

CONTRACT STATUS: Is in year one of a one-year contract with an NHL cap figure of \$2,250,000.



CAREER STATS

Season	Team	League	GP	MINS	Regular Season					Playoffs					
					W-L-O	GA	GAA	SO	SV%	GP	MINS	W-L	GA	GAA	SO
2005-06	Hamilton Bulldogs	AHL	13	786	7-6-0	30	2.29	3	-	-	-	-	-	-	-
	Long Beach Ice Dogs	ECHL	20	1026	11-4-2	35	2.05	2	-	4	252	2-2	13	3.10	0
2006-07	Montreal Canadiens	NHL	16	912	10-6-0	44	2.89	2	.906	-	-	-	-	-	-
	Hamilton Bulldogs	AHL	28	1618	16-11-0	54	2.00	6	-	-	-	-	-	-	-
2007-08	Montreal Canadiens	NHL	6	285	2-1-1	10	2.11	1	.934	2	77	0-1	3	2.34	0
	Hamilton Bulldogs	AHL	28	1630	15-10-2	57	2.10	2	-	-	-	-	-	-	-
2008-09	Montreal Canadiens	NHL	34	1931	18-14-1	92	2.86	1	.915	1	20	0-0	0	0.00	0
2009-10	Montreal Canadiens	NHL	45	2630	26-13-5	105	2.40	5	.924	18	1013	9-9	43	2.55	0
2010-11	St. Louis Blues	NHL	57	3294	27-21-7	136	2.48	7	.910	-	-	-	-	-	-
2011-12	St. Louis Blues	NHL	46	2747	26-12-7	90	1.97	6	.926	2	104	1-1	3	1.73	0
2012-13	St. Louis Blues	NHL	16	813	6-5-1	29	2.14	3	.899	-	-	-	-	-	-
2013-14	St. Louis Blues	NHL	40	2238	24-9-4	83	2.23	4	.917	-	-	-	-	-	-
	Washington Capitals	NHL	12	701	5-4-3	27	2.31	1	.930	-	-	-	-	-	-
2014-15	New York Islanders	NHL	59	3550	38-17-4	144	2.43	6	.914	7	418	3-4	16	2.30	0
2015-16	New York Islanders	NHL	36	2091	18-13-4	80	2.30	3	.919	-	-	-	-	-	-
2016-17	New York Islanders	NHL	28	1606	12-9-5	74	2.80	2	.915	-	-	-	-	-	-
	Bridgeport Sound Tigers	AHL	27	1536	17-7-3	55	2.15	2	-	-	-	-	-	-	-
2017-18	New York Islanders	NHL	54	3025	20-26-0	161	3.19	1	.908	-	-	-	-	-	-
2018-19	Boston Bruins	NHL	40	2308	22-11-4	90	2.34	5	.922	-	-	-	-	-	-
2019-20	Boston Bruins	NHL	31	1833	18-6-6	73	2.39	3	.919	9	543	4-5	25	2.76	0
NHL Totals			520	29,962	272-167-58	1,239	2.48	50	.916	39	2,176	17-20	90	2.48	0
Boston Totals			71	4,141	40-17-10	163	2.36	8	.921	9	543	4-5	25	2.76	0

CAMERON HUGHES

Center | 5'11" | 183 lbs. | Shoots Left | Hometown: Edmonton, ALTA



53

Born:
October 9, 1996 in
Edmonton, ALTA

NHL FIRSTS:
Game.....Nov. 4, 2019 vs PIT
Goal.....None
Assist/ Point.....None

NHL SINGLE-GAME HIGHS:
Goals.....None
Assists.....None
Points.....None


NHL SINGLE-SEASON HIGHS:
Games.....1 (2019-20)
Goals.....None
Assists.....None
Points.....None

NHL CAREER-BEST STREAKS:
Goal.....None
Assist.....None
Point.....None

NHL MULTI-GOAL GAMES.....0
NHL MULTI-POINT GAMES.....0

CAREER VS. NHL TEAMS

	GP	G	A	PTS	PIM
Anaheim	-	-	-	-	-
Arizona	-	-	-	-	-
Boston	-	-	-	-	-
Buffalo	-	-	-	-	-
Calgary	-	-	-	-	-
Carolina	-	-	-	-	-
Chicago	-	-	-	-	-
Colorado	-	-	-	-	-
Columbus	-	-	-	-	-
Dallas	-	-	-	-	-
Detroit	-	-	-	-	-
Edmonton	-	-	-	-	-
Florida	-	-	-	-	-
Los Angeles	-	-	-	-	-
Minnesota	-	-	-	-	-
Montreal	-	-	-	-	-
Nashville	-	-	-	-	-
New Jersey	-	-	-	-	-
NY Islanders	-	-	-	-	-
NY Rangers	-	-	-	-	-
Ottawa	-	-	-	-	-
Philadelphia	-	-	-	-	-
Pittsburgh	1	0	0	0	0
St. Louis	-	-	-	-	-
San Jose	-	-	-	-	-
Tampa Bay	-	-	-	-	-
Toronto	-	-	-	-	-
Vancouver	-	-	-	-	-
Vegas	-	-	-	-	-
Washington	-	-	-	-	-
Winnipeg	-	-	-	-	-



CAREER: 2019-20: Spent most of his second full professional season with Providence/AHL where he had 6-10=16 totals in 44 AHL Bruins games ... Recalled once to Boston, from Nov. 4-6, playing his first NHL game on Nov. 4 vs. Pittsburgh ... Did not dress [coach's decision] in one game ... **2018-19:** Played his first full professional season with Providence/AHL ... Finished second among team rookies in scoring with 13-15=28 totals in 52 games ... **2017-18:** Signed a contract with Boston on Mar. 10 (to commence this season) and joined Providence on an AHL try-out agreement, where he had three assists in 14 games ... Played his first professional game on Mar. 16 vs. Rochester and recorded his first pro point with an assist Mar. 18 vs. Bridgeport ... **College:** Played four seasons of college hockey at the University of Wisconsin with 23 goals and 69 assists for 92 points and 81 penalty minutes in 139 career games for the Badgers ... Was a captain in his senior season ... His best college season came in 2016-17 when he had 7-25=32 totals in 36 games, which led the team in assists and was third overall in points.

TRANSACTIONS: Boston's ninth pick (sixth round), 165th overall, in the 2015 NHL Entry Draft.

ETC.: Full name, Cameron Brian Hughes ... Single ... Twitter, @Cameron-Hughes96.

CONTRACT STATUS: Is in year three of a three-year entry level contract.



CAREER STATS

CAREER STATS			Regular Season										Playoffs							
Season	Team	League	GP	G	A	PTS	PIM	PP	SH	GW	+/-	GP	G	A	PTS	PIM	PP	SH	GW	
2012-13	Spruce Grove Saints	AJHL	60	11	20	31	42	-	-	-	-	14	3	6	9	11	-	-	-	
2013-14	Spruce Grove Saints	AJHL	52	21	36	57	58	-	-	-	-	18	1	16	17	2	-	-	-	
2014-15	University of Wisconsin Badgers	Big Ten	34	3	10	13	35	-	-	-	-	-	-	-	-	-	-	-	-	
2015-16	University of Wisconsin Badgers	Big Ten	32	5	20	25	12	-	-	-	-	-	-	-	-	-	-	-	-	
2016-17	University of Wisconsin Badgers	Big Ten	36	7	25	32	16	-	-	-	-	-	-	-	-	-	-	-	-	
2017-18	University of Wisconsin Badgers	Big Ten	37	8	14	22	18	-	-	-	-	-	-	-	-	-	-	-	-	
2018-19	Providence Bruins	AHL	14	0	3	3	6	-	-	-	-	-	-	-	-	-	-	-	-	
	Providence Bruins	AHL	52	13	15	28	28	-	-	-	-	4	0	0	0	0	-	-	-	
2019-20	Boston Bruins	NHL	1	0	0	0	0	0	0	0	-1	-	-	-	-	-	-	-	-	
	Providence Bruins	AHL																		
NHL & Boston Totals			1	0	0	0	0	0	0	0	-1	-	-	-	-	-	-	-	-	

STEVEN KAMPFER

Defense | 5'11" | 195 lbs. | Shoots Right | Hometown: Jackson, MI



44

Born:
September 24, 1988 in
Ann Arbor, MI

NHL FIRSTS:

Game.....Dec. 9, 2010 vs. NY
Goal.....Dec. 28, 2010 at TB
Assist./Point.....Dec. 15, 2010 at BUF

NHL SINGLE-GAME HIGHS:

Goals.....1 (13x; last Mar. 23, 2019 at FLA)
Assists.....2 (Dec. 29, 2019 vs BUF)
Points.....2 (2x; last 0-2=2, Dec. 29, 2019 vs. BUF)

NHL SINGLE-SEASON HIGHS:

Games.....47 (2015-16)
Goals.....5 (2010-11)
Assists.....5 (2010-11)
Points.....10 (2010-11)


NHL CAREER-BEST STREAKS:

Goal.....1 (13x; last Mar. 23, 2019)
Assist.....2 (3x; last 0-2=2, Apr. 4-6, 2019)
Point.....2 (3x; last 0-2=2, Apr. 4-6, 2019)

NHL MULTI-GOAL GAMES.....0
NHL MULTI-POINT GAMES.....2

CAREER VS. NHL TEAMS

	GP	G	A	PTS	PIM
Anaheim	5	0	1	1	4
Arizona	4	1	0	1	0
Boston	3	0	1	1	0
Buffalo	12	3	3	6	8
Calgary	4	0	0	0	4
Carolina	9	1	4	5	6
Chicago	5	0	1	1	2
Colorado	6	0	0	0	4
Columbus	8	0	1	1	2
Dallas	7	0	0	0	2
Detroit	8	0	0	0	2
Edmonton	4	0	0	0	2
Florida	8	1	1	2	2
Los Angeles	5	0	0	0	4
Minnesota	5	1	1	2	2
Montreal	12	1	1	2	8
Nashville	6	0	1	1	4
New Jersey	6	0	0	0	2
NY Islanders	8	0	0	0	0
NY Rangers	5	0	0	0	2
Ottawa	14	0	0	0	0
Philadelphia	4	1	2	3	4
Pittsburgh	7	0	0	0	2
St. Louis	4	0	0	0	2
San Jose	3	0	0	0	2
Tampa Bay	13	3	1	4	20
Toronto	13	1	1	2	8
Vancouver	5	0	0	0	6
Vegas	3	0	0	0	2
Washington	7	0	1	1	0
Winnipeg	8	0	1	1	0



CAREER: 2019-20: Began the season in Boston with two assists in ten games played before his Jan. 21 assignment to Providence/AHL ... Both of his points came in a two-assist effort on Dec. 29 vs. Buffalo, which was his first career two-assist game and second career two-point night ... His longest stretch of consecutive games played were three games from Dec. 27-31


... Dressed but did not play in one game and did not dress (coach's decision) for 39 games ... Had 3-6=9 totals in 22 AHL Bruins games ... **2018-19:** His 35 games played were his most since 2015-16 and his three goals and six points were his highest total since 2010-11 ... Two of his three goals on the season came in a five-game span, on Dec. 16 vs. Buffalo and Dec. 23 at Carolina ... Had assists in consecutive games Apr. 4-6 ... His longest games-played stretch was 14 games from Oct. 20-Nov. 21 ... Played his 200th NHL game Apr. 4 at Minnesota ... Did not dress (coach's decision) for 43 games ... Had a three-game stint in Providence/AHL from Feb. 10-17 with 1-1=2 totals in those games ... Played his first NHL playoff game on Apr. 15 in Toronto and scored his first NHL playoff goal and point on May 9 vs. Carolina ... **2017-18:** Had one assist in 22 games, recorded Nov. 22 at Carolina ... Led team defensemen in hits per game ... Was the first Ranger to receive two fighting majors in one game since 2012 when he was fought twice on Nov. 2 at Tampa Bay ... **2016-17:** Played one scoreless game in Florida prior to his Nov. 8 trade to NY Rangers ... Spent most of the season in Hartford/AHL where he was third among team defensemen in goals, assists and points with 4-15=19 totals at the time of his Mar. 5 recall to New York ... Scored his first goal as a Ranger on Mar. 13 vs. Tampa Bay ... **2015-16:** Played his first full NHL season, playing in a career season-high 47 games ... Had assists in consecutive games Dec. 3-4 ... Played his 100th NHL game on Jan. 11 at Vancouver ... **2014-15:** Split the season between Florida and their AHL affiliate in San Antonio ... Had 8-11=19 totals in 42 Rampage games ... Added 2-2=4 totals in 25 Panthers games, including the game-winning goal on Mar. 26 at Toronto ... **2013-14:** Spent the season in Iowa and established AHL career season-highs in all categories with 6-20=26 totals in 69 Wild games ... **2012-13:** Spent the season in Houston/AHL, ranking second among Aeros defensemen in assists and points with 4-17=21 totals ... Had two three-game assist/point streaks ... **2011-12:** Split his time in Boston between the NHL and AHL Bruins ... Had 1-3=4 totals in 12 Providence games and two assists in ten Boston contests before his Feb. 27 trade to Minnesota ... Had 2-1=3 totals in 13 Wild games and joined Houston for the AHL playoff run, playing four scoreless contests ... **2010-11:** Began the season in Providence/AHL where he led team defensemen in scoring and was second overall in the AHL Bruins scoring race with 3-13=16 totals in 20 games at the time of his Dec. 8 recall to Boston ... Returned to Providence on Apr. 6 and played two scoreless games during that AHL stint ... Recorded his first career multiple-point game with a 1-1=2 effort on Jan. 13 vs. Philadelphia which included the game-winning goal ... Had points in consecutive games Jan. 17-18 with single assists in each game ... Played his first NHL game on Dec. 9 vs. NY Islanders, recorded his first NHL point with an assist on Dec. 15 at Buffalo and scored his first NHL goal Dec. 28 in Tampa Bay ... Missed four games to injury and did not

dress (coach's decision) for 12 games ... Missed the first 14 games of the playoffs with an injury and did not dress for 11 games (coach's decision) ... **2009-10:** Joined Providence/AHL at the conclusion of his college career and had 1-2=3 totals in six games for the AHL Bruins ... Played his first pro game on Apr. 2 vs. Worcester and recorded his first pro points with a 1-1=2 effort on Apr. 9 vs. Springfield ... **College:** Played four seasons of college hockey at the University of Michigan with 7-53=60 totals and 134 PIM in 147 career college games ... Won CCHA titles in 2008 and 2010, advancing to the NCAA tournament ... Named to the CCHA All-Tournament Team in both 2009 and 2010 ... Had career season-high totals in all categories in his senior year of 2009-10 with 3-23=26 totals, which led team defensemen in scoring ... Also led club defensemen in plus/minus that season at +18 ... **Juniors:** Played two seasons of junior hockey in the USHL with Sioux City with 12-23=35 totals and 190 PIM in 103 career games ... Named to the USHL All-Rookie Team in 2004-05 and played in the 2006 USHL All-Star Game.

TRANSACTIONS: Anaheim's fifth pick (fourth round), 93rd overall, in the 2007 NHL Entry Draft ... Traded to Boston by Anaheim for 2010 fourth round draft pick (Justin Shugg), Mar. 2, 2010 ... Traded to Minnesota by Boston for Greg Zanon, Feb. 27, 2012 ... Signed by NY Rangers as a free agent, July 1, 2014 ... Traded to Florida by NY Rangers with Andrew Yogan for Joey Crabb, Oct. 6, 2014 ... Traded to NY Rangers by Florida for Dylan McIlrath, Nov. 8, 2016 ... Traded to Boston by NY Rangers with 2019 fourth and seventh (conditional) round draft picks for Adam McQuaid, Sept. 11, 2018.

ETC: Full name, Steven Allan Kampfer ... Nickname, Kamps ... Wife, Tara; son Theodore ... His degree from the University of Michigan is in political science.

CONTRACT STATUS: Is in year two of a two-year contract with an NHL cap figure of \$800,000.



STEVEN KAMPFER



CAREER STATS

Season	Team	League	Regular Season											Playoffs						
			GP	G	A	PTS	PIM	PP	SH	GW	+/-		GP	G	A	PTS	PIM	PP	SH	GW
2006-07	University of Michigan Wolverines	CCHA	35	1	3	4	24	-	-	-	-	-	-	-	-	-	-	-	-	-
2007-08	University of Michigan Wolverines	CCHA	42	2	15	17	36	-	-	-	-	-	-	-	-	-	-	-	-	-
2008-09	University of Michigan Wolverines	CCHA	25	1	12	13	24	-	-	-	-	-	-	-	-	-	-	-	-	-
2009-10	University of Michigan Wolverines	CCHA	45	3	23	26	50	-	-	-	-	-	-	-	-	-	-	-	-	-
	Providence Bruins	AHL	6	1	2	3	4	-	-	-	-	-	-	-	-	-	-	-	-	-
2010-11	Boston Bruins	NHL	38	5	5	10	12	0	0	1	+9	-	-	-	-	-	-	-	-	-
	Providence Bruins	AHL	22	3	13	16	12	-	-	-	-	-	-	-	-	-	-	-	-	-
2011-12	Boston Bruins	NHL	10	0	2	2	4	0	0	0	+6	-	-	-	-	-	-	-	-	-
	Providence Bruins	AHL	12	1	3	4	8	-	-	-	-	-	-	-	-	-	-	-	-	-
	Minnesota Wild	NHL	13	2	1	3	2	0	0	0	-7	-	-	-	-	-	-	-	-	-
	Houston Aeros	AHL	-	-	-	-	-	-	-	-	-	-	4	0	0	0	2	-	-	-
2012-13	Houston Aeros	AHL	55	4	17	21	28	-	-	-	-	-	5	1	1	2	9	-	-	-
2013-14	Iowa Wild	AHL	69	6	20	26	48	-	-	-	-	-	-	-	-	-	-	-	-	-
2014-15	Florida Panthers	NHL	25	2	2	4	12	0	0	1	-4	-	-	-	-	-	-	-	-	-
	San Antonio Rampage	AHL	42	8	11	19	49	-	-	-	-	-	-	-	-	-	-	-	-	-
2015-16	Florida Panthers	NHL	47	0	4	4	26	0	0	0	+5	-	-	-	-	-	-	-	-	-
2016-17	Florida Panthers	NHL	1	0	0	0	4	0	0	0	-1	-	-	-	-	-	-	-	-	-
	New York Rangers	NHL	10	1	1	2	2	0	0	0	-1	-	-	-	-	-	-	-	-	-
	Hartford Wolfpack	AHL	43	4	15	19	44	-	-	-	-	-	-	-	-	-	-	-	-	-
2017-18	New York Rangers	NHL	22	0	1	1	20	0	0	0	-7	-	-	-	-	-	-	-	-	-
2018-19	Boston Bruins	NHL	35	3	3	6	22	1	0	0	-6	-	3	1	0	1	0	0	0	0
	Providence Bruins	AHL	3	1	1	2	2	-	-	-	-	-	-	-	-	-	-	-	-	-
2019-20	Boston Bruins	NHL	10	0	2	2	2	0	0	0	+2	-	-	-	-	-	-	-	-	-
	Providence Bruins	AHL	22	3	6	9	16	-	-	-	-	-	-	-	-	-	-	-	-	-
NHL Totals			211	13	21	34	106	1	0	2	-4		3	1	0	1	0	0	0	0
Boston Totals			93	8	12	20	40	1	0	1	+11		3	1	0	1	0	0	0	0

ONDREJ KASE

Right Wing | 6'0" | 190 lbs. | Shoots Right | Hometown: Kadan, CZE REP



28

Born:
November 8, 1995 in
Kadan, CZE REP

NHL FIRSTS:
Game.....Nov. 2, 2016 vs PIT
Goal.....Dec. 1, 2016 at VAN
Assist/ Point.....Nov. 4, 2016 vs ARI

NHL SINGLE-GAME HIGHS:
Goals.....3 (Dec. 12, 2018 vs DAL)
Assists.....2 (6x; last Nov. 12, 2019 vs DET)
Points.....3 (4x; last 3-0=3, Dec. 12, 2018 vs DAL)


NHL SINGLE-SEASON HIGHS:
Games.....66 (2017-18)
Goals.....20 (2017-18)
Assists.....18 (2017-18)
Points.....38 (2017-18)

NHL CAREER-BEST STREAKS:
Goal.....3 (3-0=3, Dec. 19-23, 2017)
Assist.....3 (0-3=3, Jan. 17-21, 2018)
Point.....3 (6x; last 1-2=3, Nov. 25-28, 2018)

NHL MULTI-GOAL GAMES.....5
NHL MULTI-POINT GAMES.....18

CAREER VS. NHL TEAMS

	GP	G	A	PTS	PIM
Anaheim	-	-	-	-	-
Arizona	13	4	3	7	4
Boston	5	1	1	2	6
Buffalo	4	1	1	2	2
Calgary	6	1	0	1	2
Carolina	7	1	2	3	2
Chicago	7	2	5	7	0
Colorado	6	2	1	3	2
Columbus	5	2	1	3	2
Dallas	9	3	0	3	2
Detroit	7	1	4	5	2
Edmonton	8	0	0	0	0
Florida	5	1	2	3	4
Los Angeles	11	2	5	7	2
Minnesota	9	2	2	4	2
Montreal	5	0	1	1	0
Nashville	8	1	2	3	0
New Jersey	4	1	3	4	2
NY Islanders	5	2	1	3	0
NY Rangers	6	1	2	3	2
Ottawa	6	2	1	3	2
Philadelphia	6	2	1	3	4
Pittsburgh	6	4	2	6	2
St. Louis	5	0	0	0	0
San Jose	11	3	4	7	0
Tampa Bay	9	0	3	3	2
Toronto	6	2	2	4	2
Vancouver	6	2	1	3	0
Vegas	7	0	1	1	0
Washington	6	0	3	3	0
Winnipeg	6	0	0	0	0



7 vs. Columbus and two two-assist nights which matched his previous career-high for assists in a game (Oct. 5 vs. San Jose and Nov. 12 vs. Detroit) ... Had points in consecutive games three times ... Had one assist in six Boston games following his trade from Anaheim... Played his first game as a Bruin on Feb. 27 vs. Dallas and recorded his lone Boston point with an assist on Mar. 7 vs. Tampa Bay ... Played his 200th NHL game Feb. 29 at NY Islanders ... Missed 13 combined games to injury (10 Anaheim, three Boston) ... Had points in three of 11 post-season games with four assists ... Had his first multiple-point playoff game with two assists on Aug. 17 at Carolina ... Recorded his first NHL playoff assist on Aug. 9 vs. Washington ... **2018-19:** Had four multiple-point games, including three-point games in consecutive games Dec. 9 vs. New Jersey (1-2=3) and his first career hat trick on Dec. 12 vs. Dallas ... Had a three-game point streak from Nov. 25-28 (1-2=3 totals) and had points in consecutive games on four other occasions ... Missed the first 18 games of the season with a concussion suffered during the pre-season and missed the final 34 games with a shoulder injury suffered on Jan. 17 in Minnesota ... **2017-18:** Established career-highs in all categories with his first 20-goal season, 18 assists and 38 points in 66 games ... Had eight multiple-point games with his season-highs 2-1=3 totals Jan. 13 at Los Angeles and 1-2=3 on

Feb. 15 at Chicago ... Had five three-game point streaks with points in consecutive games on six other occasions ... Scored on his first career penalty shot, vs. Philadelphia's Brian Elliott on Oct. 24 and was the youngest Duck in team history with a successful penalty shot ... Played his 100th NHL game on Feb. 24 at Arizona ... Played one scoreless game in San Diego/AHL on Jan. 10 ... **2016-17:** Played his first NHL season, leading all Ducks rookies in goals, assists and points ... Had two multiple-point games with his first career such game a 1-1=2 effort Jan. 4 vs. Detroit ... Had points in consecutive games Jan. 4-6 (2-1=3 totals) ... Played his first NHL game on Nov. 2 vs. Pittsburgh, recorded his first NHL assist and point Nov. 4 vs. Arizona, and scored his first NHL goal Dec. 1 at Vancouver ... Played his first NHL playoff game on Apr. 13 vs. Calgary and scored his first NHL playoff goal and point on May 14 vs. Nashville ... Also had two stints in San Diego/AHL, from Oct. 14-Nov. 18 (3-4=7 totals in nine games) and Mar. 24-Apr. 15 (3-2=5 totals in five games) ... **2015-16:** Played his first professional season in San Diego/AHL with 8-6=14 totals in 25 games ... Played his first pro game on Oct. 10 vs. Grand Rapids and recorded his first pro points with a 1-1=2 effort on Oct. 16 vs. Bakersfield ... **Europe:** x ... **International:** Played for Team Czech Republic in both the 2014 (1-2=3 totals in five games) and 2015 (1-1=2 totals in five games) World Junior Championships.

TRANSACTIONS: Anaheim's fifth pick (seventh round), 205th overall, in the 2014 NHL Entry Draft ... Traded to Boston by Anaheim for David Backes, Axel Andersson and 2020 first round draft pick (Jacob Perreault), Feb. 21, 2020.

ETC.: Full name, Ondrej Kase ...Single.

CONTRACT STATUS: Is in year three of a three-year contract with an NHL cap figure of 2600,000.



ONDREJ KASE



CAREER STATS


CAREER STATS			Regular Season										Playoffs							
Season	Team	League	GP	G	A	PTS	PIM	PP	SH	GW	+/-	GP	G	A	PTS	PIM	PP	SH	GW	
2015-16	San Diego Gulls	AHL	25	8	6	14	6	-	-	-	-	9	1	3	4	0	-	-	-	
2016-17	Anaheim Ducks	NHL	53	5	10	15	18	0	0	2	-1	9	2	0	2	4	0	0	0	
	San Diego Gulls	AHL	14	6	6	12	4	-	-	-	-	3	0	1	1	0	-	-	-	
2017-18	Anaheim Ducks	NHL	66	20	18	38	14	1	0	5	+18	4	0	0	0	0	0	0	0	
	San Diego Gulls	AHL	1	0	0	0	0	-	-	-	-	-	-	-	-	-	-	-	-	
2018-19	Anaheim Ducks	NHL	30	11	9	20	2	1	0	2	Evn	-	-	-	-	-	-	-	-	
2019-20	Anaheim Ducks	NHL	49	7	16	23	10	0	1	0	-7	-	-	-	-	-	-	-	-	
	Boston Bruins	NHL	6	0	1	1	4	0	0	0	Evn	11	0	4	4	2	0	0	0	
NHL Totals			204	43	54	97	48	2	1	9	+10	24	2	4	6	6	0	0	0	
Boston Totals			6	0	1	1	4	0	0	0	Evn	11	0	4	4	2	0	0	0	

KYLE KEYSER



Goal | 6'2" | 186 lbs. | Catches Right | Hometown: Coral Gables, FL

85



Born:
March 8, 1999 in
Coral Gables, FL

TRANSACTIONS: Signed by Boston as a free agent, October 3, 2017.

ETC.: Full name, Kyle Matthew Keyser ... Single ... Was signed to a contract after participating at Boston's 2017 rookie camp as an invite ... Twitter, @KyleKeyser38.

CONTRACT STATUS: Is in year one of a three-year entry level contract.

CAREER: 2019-20: Began the season in Atlanta/ECHL before his Oct. 17 recall to Providence/AHL ... Had a 1-4-1 record and 3.21 goals against average in six AHL Bruins games, including his first pro win in his first professional regular season game, a 7-4 victory over Belleville on Oct. 19 ... Returned to Atlanta on Dec. 9 and took a 4-3 loss to Jacksonville on Dec. 13 before suffering a season-ending upper body injury ... **2018-19:** Joined Providence/AHL during their playoff run at the conclusion of his junior season in Oshawa ... Played the AHL Bruins' final post-season game, a 4-1 loss to eventual Calder Cup winner Charlotte ... **Juniors:** Played four seasons of junior hockey in the Ontario Hockey League with Flint and Oshawa ... Had a 71-40-3 record with a 3.19 goals against average in 137 career OHL games and was been a teammate for three seasons of fellow Bruin Jack Studnicka ... Enjoyed his best OHL season in 2018-19 with a 32-8-3 record, 2.75 goals against average and .915 save percentage in 47 games ... **International:** Represented Team USA in the 2019 World Junior Championships (1-1 record, 2.95 GAA in two games while winning a Silver medal).



CAREER STATS

Season	Team	League	GP	MINS	Regular Season					Playoffs					
					W-L-O	GA	GAA	SO	SV%	GP	MINS	W-L	GA	GAA	SO
2015-16	Flint Firebirds	OHL	17	837	4-10-0	61	4.37	0	.880	-	-	-	-	-	-
2016-17	Oshawa Generals	OHL	26	1254	7-9-0	71	3.40	0	.891	2	88	0-2	4	2.73	-
2017-18	Oshawa Generals	OHL	47	2603	28-13-0	137	3.16	4	.904	5	297	1-4	21	4.24	-
2018-19	Oshawa Generals	OHL	47	2707	32-8-3	124	2.75	2	.915	15	892	8-7	42	2.83	1
2019-20	Providence Bruins	AHL	-	-	-	-	-	-	-	1	57	0-1	3	3.16	0
	Providence Bruins	AHL	6	337	1-4-1	18	3.21	0	.890	-	-	-	-	-	-
	Atlanta Gladiators	ECHL	1	59	0-1-0	4	4.07	0	.818	-	-	-	-	-	-


JOONA KOPPANEN



Center | 6'5" | 216 lbs. | Shoots Left | Hometown: Tampere, FIN

45

Born:
February 25, 1998 in
Tampere, FIN



CAREER: 2019-20: Began the season in Providence/AHL, playing one scoreless game before his Oct. 14 assignment to Atlanta/ECHL ... Had 1-4=5 totals in five Gladiators games before returning to Providence on Oct 28 for the remainder of the season ... Had 9-9=18 totals in 43 overall AHL contests ... **2018-19:** Played his first full North American professional season ... Had two goals in 45 games with Providence/AHL and also had a seven-game stint with one assist in Atlanta/ECHL ... **2017-18:** Joined Providence/AHL on Mar. 14 after his season in Finland was concluded and played his first professional game on Mar. 16 vs. Rochester ... Scored his first two pro goals on Mar. 24 vs. Lehigh Valley ... **Europe:** Played last season with Ilves Tampere of the Finnish Elite League with 2-12=14 totals in 45 games ... Had played the previous two seasons with Ilves in Finland's junior division where he averaged over a point per game in that span with 32-48=80 totals in 78 career games ... Had career season-highs of 23 goals and 31 assists for 54 points in just 38 games in 2016-17.

TRANSACTIONS: Boston's fourth pick (fifth round), 135th overall, in the 2016 NHL Entry Draft.

ETC.: Full name, Joona Matias Koppanen ... Single.

CONTRACT STATUS: Is in year three of a three-year entry level contract.



CAREER STATS

Season	Team	League	Regular Season										Playoffs						
			GP	G	A	PTS	PIM	PP	SH	GW	+/-	GP	G	A	PTS	PIM	PP	SH	GW
2013-14	Ilves U-18	Finland U-18	11	4	4	8	0	-	-	-	-	4	0	2	2	0	-	-	-
2014-15	Ilves U-18	Finland U-18	38	25	32	57	20	-	-	-	-	3	0	3	3	14	-	-	-
2015-16	Ilves Junior	Finland Jr.	40	9	17	26	14	-	-	-	-	7	0	2	2	2	-	-	-
2016-17	Ilves Junior	Finland Jr.	38	23	31	54	18	-	-	-	-	6	2	4	6	2	-	-	-
2017-18	Ilves Tampere	Finland	45	2	12	14	8	-	-	-	-	-	-	-	-	-	-	-	-
	Providence Bruins	AHL	10	2	0	2	0	-	-	-	-	-	-	-	-	-	-	-	-
2018-19	Providence Bruins	AHL	45	2	0	2	6	-	-	-	-	-	-	-	-	-	-	-	-
	Atlanta Gladiators	ECHL	7	0	1	1	4	-	-	-	-	-	-	-	-	-	-	-	-
2019-20	Providence Bruins	AHL	43	9	9	18	14	-	-	-	-	-	-	-	-	-	-	-	-
	Atlanta Gladiators	ECHL	5	1	4	5	2	-	-	-	-	-	-	-	-	-	-	-	-

DAVID KREJCI

Center | 6'0" | 188 lbs. | Shoots Right | Hometown: Sternberk, CZE REP



46

Born:
April 28, 1986 in
Sternberk, CZE REP

NHL FIRSTS:

Game.....Jan. 30, 2007 at BUF
Goal.....Feb. 26, 2008 vs OTT
Assist./Point.....Oct. 6, 2007 at PHX

NHL SINGLE-GAME HIGHS:

Goals.....3 (4x; last Mar. 1, 2018 vs PIT)
Assists.....3 (14x; last Feb. 18, 2019 at SJ)
Points.....4 (2-2=4, Apr. 1, 2016 at STL)

NHL SINGLE-SEASON HIGHS:

Games.....82 (2008-09, 2016-17)
Goals.....23 (2011-12, 2016-17)
Assists.....53 (2018-19)
Points.....73 (2008-09, 2018-19)


NHL CAREER-BEST STREAKS:

Goal.....4 (4-0=4, Mar. 5-10, 2019)
Assist.....5 (4x; last 0-8=8, Feb. 12-20, 2019)
Point.....11 (5-11=16, Dec. 17, 2011-Jan. 14, 2012)

NHL MULTI-GOAL GAMES.....17
NHL MULTI-POINT GAMES.....169

CAREER VS. NHL TEAMS

	GP	G	A	PTS	PIM
Anaheim	17	2	8	10	6
Arizona	18	5	15	20	6
Boston	-	-	-	-	-
Buffalo	58	14	23	37	14
Calgary	17	3	12	15	4
Carolina	38	9	20	29	6
Chicago	18	7	6	13	6
Colorado	18	3	9	12	8
Columbus	22	3	15	18	6
Dallas	18	4	10	14	7
Detroit	31	8	17	25	16
Edmonton	18	6	9	15	10
Florida	49	12	29	41	10
Los Angeles	19	2	9	11	10
Minnesota	17	3	6	9	4
Montreal	56	9	30	39	32
Nashville	18	4	9	13	2
New Jersey	36	5	17	22	8
NY Islanders	41	10	21	31	12
NY Rangers	40	5	17	22	26
Ottawa	55	15	25	40	10
Philadelphia	40	9	27	36	14
Pittsburgh	37	15	15	30	16
St. Louis	17	4	13	17	6
San Jose	16	5	11	16	4
Tampa Bay	48	9	25	34	22
Toronto	56	16	34	50	22
Vancouver	17	4	9	13	4
Vegas	5	1	3	4	0
Washington	39	10	16	26	16
Winnipeg	32	5	19	24	16




CAREER: Has won one Stanley Cup championship (2011 with Boston) ... Has a 14/52 record in NHL shootouts (8 deciding goals) ... Has taken one career penalty shot (no goal) ... **2019-20:** Became the team's all-time leading scorer among Bruins born outside of North America ... Had 13 multiple-point games with his season-high a 1-2=3 effort on Dec. 23 vs. Washington ...

Scored two goals in a 0:47 span in the final two minutes of regulation with the goaltender pulled on Nov. 23 vs. Minnesota to send the game into overtime ... Had two four-game point streaks, from Nov. 12-19 (0-6=6 totals) and Feb. 1-8 (1-4=5) ... Scored one overtime goal, Nov. 29 vs. NY Rangers ... Scored his 200th NHL goal on Dec. 3 vs. Carolina and played his 900th NHL game on Feb. 15 vs. Detroit, becoming just the seventh Bruin in history to reach that milestone ... Missed nine games with injuries ... Tied for the team lead in post-season points with 4-8=12 totals in 13 games ... Had a career-best seven-game playoff point streak from Aug. 9-23 with 3-7=10 totals in that span ... Had four multiple-point playoff games, all two-point efforts ... **2018-19:** Hit the 20-goal mark for the fourth time in his career and established a career season-high in assists while tying his previous season-high in points ... Had 18 multiple-point games with his season-highs five three-point efforts ... Had an eight-game point streak from Dec. 6-20 (5-6=11) and also had three five-game point streaks, including matching his career-best assist streaks from Nov. 5-14 (0-7=7) and Feb. 12-20 (2-8=10) ... Had a career-best four-game goal streak from Mar. 5-10 (four goals) ... Had an overtime goal on Mar. 5 vs. Carolina and scored a game-winning goal at 19:15 of the third period on Mar. 9 vs. Ottawa ... Recorded his 400th NHL assist Oct. 13 vs. Detroit, played his 800th NHL game Dec. 11 vs. Arizona and registered his 600th NHL point with a goal Dec. 20 vs. Anaheim ... Did not dress (coach's decision) for one game ... Added 4-12=16 totals in 24 playoff games ... Had one multiple-point playoff game, a 1-1=2 effort including the game-winning goal on May 6 in Columbus ... Had a six-game point streak from May 4-16 (2-5=7), which was a new career playoff-high ... Recorded his 100th NHL playoff point with an assist on May 16 in Carolina ... **2017-18:** Had ten multiple-point games with his season-highs three-assist nights each Oct. 5 vs. Nashville and Mar. 31 vs. Florida, which matched his previous career-high for assists in a game, and his fourth career hat trick scored Mar. 1 vs. Pittsburgh ... Had a five-game point streak from Jan. 13-20 (2-5=7 totals) ... Missed 18 games to upper body injuries ... Added 3-7=10 totals in 12 post-season games, including two multiple-point nights ... Played his 100th NHL playoff game on Apr. 19 at Toronto ... **2016-17:** Played in all 82 games for the second time in his career and was one of three Bruins to do so (Carlo, Moore) ... Hit the 20-goal plateau for the third time in his career as he tied his previous career season-high with 23 ... Had ten multiple-point games with his season-high a 2-1=3 night on Mar. 8 vs. Detroit ... Had a four-game point streak from Feb. 22-28 (2-2=4 totals) and had points in three straight games on four other occasions ... Recorded his 500th NHL point with a goal on Jan. 14 vs. Philadelphia and played his 700th NHL game on Mar. 30 vs. Dallas ... Missed three of Boston's six playoff games with injuries ... **2015-16:** Led the team with 46 assists and tied for second in points with 63 ... Had 14 multiple-point games, including a career-high 2-2=4 night on Apr. 1 at St. Louis and two three-

point efforts ... Had a nine-game point streak from Oct. 8-30 (7-8=15 totals), which was the longest by a Bruin from the start of a season since 1992-93 and included a three-game goal streak (Oct. 12-17, three goals) which matched his previous career-best goal streak ... Played his 600th NHL game on Feb. 20 at Dallas and recorded his 300th NHL assist on Oct. 30 at Florida ... Missed ten games with an upper body injury ... **2014-15:** Injuries limited him to 47 games, his lowest full-season total since breaking into the NHL to stay in 2007-08 ... Had six multiple-point games, all two-point contests ... Had a seven-game point streak from Oct. 15-28 (3-6=9 totals) and a five-game streak from Jan. 7-15 (1-5=6 totals) ... Scored the deciding shootout goal on Oct. 15 at Detroit ... Took three minor penalties for six minutes on Nov. 6 vs. Edmonton which was a career-high for PIM in a game ... Recorded his 400th NHL point with an assist on Jan. 21 at Colorado ... Missed 35 games with injuries ... **2013-14:** Won his first outright team scoring title (shared the team lead in points in both 2009-10 with Patrice Bergeron and 2010-11 with Milan Lucic) ... Led the team in assists as well with his 50 assists tied for the second-highest season total of his career (51, 2008-09) ... Led the NHL with a +39 plus/minus rating which is the second time he has led the league in that category (+37 in 2008-09) ... It is the fourth time in the last six seasons that a Bruin has led the league in plus/minus ... Had 18 multiple-point games, including four three-point games ... Recorded his third career regular season hat trick on Mar. 4 vs. Florida ... Had a seven-game point streak from Oct. 12-26 (2-8=10 totals) ... Also had a six-game point streak from Dec. 21-Jan. 2 (3-4=7 totals) ... Scored the game-winning goal with .8 remaining in regulation time on Oct. 24 vs. San Jose which was Boston's first last-minute game-winner scored since Oct. 14, 2002 (Sergei Samsonov) ... Scored his 100th NHL goal on Dec. 31 vs. New York Islanders and played his 500th NHL game on Apr. 2 at Detroit ... Did not dress (coach's decision) for two games ... **2012-13:** Ranked tied for third in the NHL with five game-winning goals ... Had six multiple-point games with his season-high a 1-2=3 effort on Mar. 16 vs. Washington which tied his career-high for points in a game ... Had a five-



DAVID KREJCI



game point streak from Jan. 23-31 (2-4=6 totals) ... Had two four-game point streaks as well, from Feb. 6-15 (2-3=5 totals) and Mar. 5-11 (1-4=5 totals) ... Scored one goal on four shootout shots with the deciding goal on Mar. 11 at Ottawa ... Recorded his 200th NHL assist on Jan. 29 vs. New Jersey, played his 400th NHL game on Mar. 11 at Ottawa and registered his 300th NHL point with an assist on Mar. 16 vs. Washington ... Missed one game with a lower body injury (Mar. 19) which snapped his consecutive games-played streak at 109 regular season and playoff games ... Led the NHL in post-season scoring for the second time in a three-year span with career post-season highs of 9-17=26 totals ... Led the NHL in playoff assists and finished second in plus/minus rankings at +13 ... Had seven career playoff multiple-point games, including three three-point nights ... Scored his second career playoff hat trick on May 8 at Toronto with the third goal coming at 13:06 of overtime ... Had a career-best five-game playoff point streak from May 1-10 (5-6=11 totals) ... Played 24 games with Pardubice in the Czech Republic during the lockout with 16-11=27 totals ... **2011-12:** Hit the 20-goal mark for the second time in his career with a career season-high of 23 ... Had 17 multiple-point games, including his second career hat trick scored on Mar. 1 vs. New Jersey with the third goal coming in overtime ... Had a career-best 11-game point streak from Dec. 17-Jan. 14 (5-11=16 totals) which tied for the third-longest streak in the league during the season ... Played his 300th NHL game Oct. 8 vs. Tampa Bay ... Missed three games to injury ... Added 1-2=3 totals in seven playoff games with the points coming in consecutive games Apr. 21-22 ... **2010-11:** Tied for the team lead in points for the second straight season, but once again finished second in the club's scoring race with fewer goals scored ... His 49 assists were tied for tenth in the league in that category ... Had 17 multiple-point games, including three three-point games which matched his career-high for points in a game and two three-assist contests which matched his career-high for assists in a game ... Had a seven-game point streak from Mar. 3-17 (3-6=9 totals) and had two career-best five-game assist streaks, from Feb. 17-27 (1-7=8 totals) and Mar. 3-11 (1-6=7 totals) ... Took his first career fighting major Dec. 16 in Montreal vs. Mike Cammalleri ... Recorded his 200th NHL point with an assist Mar. 3 vs. Tampa Bay ... Missed seven games to injuries ... Led the NHL in post-season goals and points ... His 12 goals were the most ever in one playoff year by a Czech player and tied Slovakian Marian Gaborik's 2008 mark for a Czechoslovakian-born player ... Has five multiple-point games, including a career-high 2-2=4 night Apr. 30 vs. Philadelphia and his first career playoff hat trick May 25 at Tampa Bay ... That was the first playoff hat trick by a Bruin since Cam Neely on Apr. 25, 1991 vs. Montreal ... Had a four-game point streak from Apr. 30-May 6 (4-5=9 totals) ... Scored three game-winning goals in the Conference Semifinal vs. Philadelphia, including an overtime goal in game two, as he joined Mel Hill (1939 SF) and Roy Conacher (1939 F) as the only Bruins with three game-winning goals in one playoff series ... Added another in the Conference Final vs. Tampa Bay, tying Cam Neely's club record of four game-winning goals in one playoff year ... **2009-10:** Tied for the team lead in points with Patrice Bergeron, but finished second in the team's scoring race with two fewer goals ... Had 14 mul-

multiple-point games, all two-point efforts ... Had two four-game point streaks, from Mar. 11-16 (2-5=7 totals) and Mar. 23-29 (3-4=7 totals) ... Took his first career penalty shot on Feb. 2, unsuccessful vs. Washington's Jose Theodore ... Took 11 shootout shots and scored four goals, including a team-high three deciding tallies ... Scored the game-tying goal at 19:38 of the third period that sent the game into overtime on Oct. 24 at Ottawa ... Played his 200th NHL/Bruins game Feb. 11 in Tampa Bay and recorded his 100th NHL/Bruins assist Mar. 25 vs. Tampa Bay ... Missed three games to illness or injury, snapping his consecutive games played streak at 140 straight regular season games (158 including playoffs) dating back to his Providence recall on Dec. 30, 2007 ... Had 4-4=8 totals with 2 PIM in 9 playoff games before suffering a dislocated wrist on May 5 vs. Philadelphia in game three of the CSF series ... The injury required immediate surgery and he missed the remainder of the post-season ... Had one multiple-point game, a career-high for points in a playoff game with a 2-1=3 effort on Apr. 26 vs. Buffalo ... Had a four-game point streak from Apr. 26-May 5 with 3-3=6 totals in that span ... **2008-09:** Led the NHL in plus/minus at +37 ... Established career season-highs in assists (51) and points (73) and finished second in the team's scoring race ... Played in every game for the first time in his career ... Had 21 multiple-point games, including seven three-point efforts and his first career hat trick scored Dec. 18 vs. Toronto ... The three-point games tie his career-high for points in a game ... Had a ten-game point streak from Dec. 12-Jan. 1 (6-11=17 totals) ... Had a nine-game point streak from Nov. 19-Dec. 8 (5-10=15 totals) ... Scored one overtime goal, Jan. 27 vs. Washington ... Played his 100th NHL/Bruins game Jan. 1 vs. Pittsburgh and recorded his 100th NHL/Bruins point with an assist Apr. 12 at NY Islanders ... Went 1 for 3 in shootouts ... Was voted the Seventh Player Award winner by the fans as "that player who has performed beyond expectations" ... Added 2-6=8 totals in 11 playoff games, including two multiple-point playoff games ... Had a three-game playoff point streak with 1-3=4 totals from Apr. 20-May 1 ... **2007-08:** Had five multiple-point games with his season-high a 1-2=3 effort Mar. 29 vs. Ottawa ... Had a five-game point streak from Mar. 25-Apr. 2 (3-6=9 totals) ... Went 1 for 5 in shootouts ... Recorded his first NHL point with an assist Oct. 6 at Phoenix ... Scored his first NHL goal Feb. 26 vs. Ottawa ... Had scored a shootout goal prior to that on Feb. 19 at Carolina, but shootout tallies do not count in individual statistics ... Finished second in the team's playoff scoring race with 1-4=5 totals in seven post-season games, including two two-assist efforts ... Played his first NHL playoff game Apr. 10 in Montreal and scored his first NHL playoff goal/point Apr. 12 in Montreal ... Also played 25 games in Providence/AHL from Nov. 4-Dec. 30



DAVID KREJCI



with 7-21=28 totals and 19 PIM in 25 AHL Bruins games ... **2006-07:** Spent most of his first pro season in Providence/AHL where he led that team in scoring with 31-43=74 totals and 47 PIM in 69 AHL Bruins games ... Recalled on three occasions to Boston - Jan. 30-Feb. 6 (0-0=0 totals in one game); Feb. 20-27 (0-0=0 totals in four games); and Mar. 8 (0-0=0 totals in one game) ... Played his first NHL game Jan. 30 in Buffalo ... Missed two games to a concussion ... Also led the AHL Bruins in playoff scoring with 3-13=16 totals and 22 PIM in 13 post-season games ... **Juniors:** Played two seasons of junior hockey with Gatineau of the Quebec Major Junior Hockey League with 49-95=144 totals and 85 penalty minutes in 117 career junior games ... Finished second in Gatineau's scoring race in 2005-06 with 27-54=81 totals and added 10-22=32 totals in 17 playoff games ... **Europe:** Played one season of junior hockey with Kladno in his native Czech Republic in 2003-04 with 23-37=60 totals in 50 games ... **International:** Played for the Czech Republic in two World Junior Championships, in 2005 (0-1=1 totals in seven games; bronze medal) and 2006 (3-3=6 totals in six games) and in three World Championships as well, in 2008 (0-0=0 totals in five games), 2012 (3-4=7 totals in ten games; bronze medal) and 2018 (1-5=6 totals in five games) ... Also played for the Czech Republic in the 2010 Olympic Games in Vancouver (2-1=3 totals in 5 games, including an overtime goal) and the 2014 Olympic Games in Sochi (1-2=3 totals in five games).

TRANSACTIONS: Boston's first pick (second round), 63rd overall, in the 2004 NHL Entry Draft.

ETC: Full name, David Krejci ... Nickname, Krech ... Wife, Naomi; daughter, Elina; son, Everett ... His 12 post-season goals in 2011 were the most ever by a Czech player in one playoff year and are second only to Slovakian Marian Gaborik's 14 in 2014 for a Czechoslovakian-born NHLer ... Four of his 17 career multiple-goal games have been hat tricks ... Enters this season in eighth place on the team's all-time scoring list, eighth in assists and seventh in games played ... Enters this post-season in a tie for fifth in playoff goals (John Bucyk), second in assists and points, and tied for fourth in games played (Wayne Cashman).

CONTRACT STATUS: Is in year six of a six-year contract with an NHL cap figure of \$7,250,000.



CAREER STATS

Season	Team	League	GP	G	A	Regular Season							Playoffs						
						PTS	PIM	PP	SH	GW	+/-	GP	G	A	PTS	PIM	PP	SH	GW
2003-04	Kladno Jr.	Cze Rep	50	23	37	60	37	-	-	-	-	-	-	-	-	-	-	-	-
2004-05	Gatineau Olympiques	GMJHL	62	22	41	63	31	-	-	-	-	10	2	7	9	10	-	-	-
2005-06	Gatineau Olympiques	GMJHL	55	27	54	81	54	-	-	-	-	17	10	22	32	24	-	-	-
2006-07	Boston Bruins	NHL	6	0	0	0	2	0	0	0	-3	-	-	-	-	-	-	-	-
2007-08	Providence Bruins	AHL	69	31	43	74	47	-	-	-	-	13	3	13	16	22	-	-	-
	Boston Bruins	NHL	56	6	21	27	20	1	1	0	-3	7	1	4	5	2	1	0	0
2008-09	Providence Bruins	AHL	25	7	21	28	19	-	-	-	-	-	-	-	-	-	-	-	-
	Boston Bruins	NHL	82	22	51	73	26	5	2	6	+37	11	2	6	8	2	0	0	1
2009-10	Boston Bruins	NHL	79	17	35	52	26	6	0	3	+8	9	4	4	8	2	2	0	0
2010-11	Boston Bruins	NHL	75	13	49	62	28	1	0	2	+23	25	12	11	23	10	2	0	4
2011-12	Boston Bruins	NHL	79	23	39	62	36	2	0	2	-5	7	1	2	3	4	1	0	0
2012-13	Pardubice	Cze Rep	24	16	11	27	22	-	-	-	-	-	-	-	-	-	-	-	-
2013-14	Boston Bruins	NHL	47	10	23	33	20	0	0	5	+1	22	9	17	26	14	1	0	2
	Boston Bruins	NHL	80	19	50	69	28	3	0	6	+39	12	0	4	4	4	0	0	0
2014-15	Boston Bruins	NHL	47	7	24	31	22	1	1	1	+7	-	-	-	-	-	-	-	-
2015-16	Boston Bruins	NHL	72	17	46	63	32	4	0	3	+4	-	-	-	-	-	-	-	-
2016-17	Boston Bruins	NHL	82	23	31	54	26	8	0	3	-12	3	0	0	0	0	0	0	0
2017-18	Boston Bruins	NHL	64	17	27	44	18	7	0	2	+10	12	3	7	10	6	2	0	0
2018-19	Boston Bruins	NHL	81	20	53	73	16	6	0	4	+7	24	4	12	16	8	0	0	1
2019-20	Boston Bruins	NHL	61	13	30	43	23	3	0	3	+14	13	4	8	12	6	2	0	0
NHL & Boston Totals			911	207	479	686	323	47	4	40	+127	145	40	75	115	58	11	0	8

KARSON KUHLMAN



Right Wing | 5'11" | 187 lbs. | Shoots Right | Hometown: Esko, MN

83

Born:
September 26, 1995 in
Duluth, MN

NHL FIRSTS:

Game.....Feb. 16, 2019 at LA
Goal/Point.....Feb. 18, 2019 at SJ
Assist.....Feb. 20, 2019 at VGK

NHL SINGLE-GAME HIGHS:

Goals.....1 (4x; last Feb. 4, 2020 vs VAN)
Assists.....2 (Jan. 16, 2020 vs PIT)
Points.....2 (2x; last 0-2=2, Jan. 16, 2020 vs PIT)

NHL SINGLE-SEASON HIGHS:

Games.....25 (2019-20)
Goals.....3 (2018-19)
Assists.....5 (2019-20)
Points.....6 (2019-20)


NHL CAREER-BEST STREAKS:

Goal.....1 (4x; last 1-0=1, Feb. 4, 2020)
Assist.....1 (6x; last 0-1=1, Feb. 21, 2020)
Point.....2 (2x; last 1-1=2, Feb. 1-4, 2020)

NHL MULTI-GOAL GAMES.....0
NHL MULTI-POINT GAMES.....2

CAREER VS. NHL TEAMS

	GP	G	A	PTS	PIM
Anaheim	1	0	0	0	0
Arizona	2	0	0	0	2
Boston	-	-	-	-	-
Buffalo	-	-	-	-	-
Calgary	2	0	1	1	2
Carolina	-	-	-	-	-
Chicago	1	0	0	0	0
Colorado	1	0	0	0	0
Columbus	1	1	1	2	0
Dallas	1	0	0	0	0
Detroit	3	0	0	0	0
Edmonton	1	0	0	0	2
Florida	2	1	0	1	0
Los Angeles	1	0	0	0	0
Minnesota	2	0	1	1	0
Montreal	1	0	0	0	0
Nashville	-	-	-	-	-
New Jersey	1	0	0	0	0
NY Islanders	1	0	0	0	0
NY Rangers	1	0	0	0	2
Ottawa	-	-	-	-	-
Philadelphia	-	-	-	-	-
Pittsburgh	2	0	2	2	0
St. Louis	1	0	0	0	0
San Jose	1	1	0	1	0
Tampa Bay	3	0	0	0	2
Toronto	1	0	0	0	0
Vancouver	2	1	0	1	0
Vegas	3	0	2	2	0
Washington	-	-	-	-	-
Winnipeg	1	0	0	0	5



CAREER: 2019-20: Established career season-highs in games (25), assists (five) and points (six) ... Played eight scoreless games before suffering a fractured ankle on Oct. 19 at Toronto ... Missed 32 games before his assignment to Providence/AHL for conditioning on Dec. 30 ... Recalled to Boston on Jan. 16 and had 1-5=6 totals in his next 17 games, including his second career multiple-point game with two assists on Jan. 16 vs. Pittsburgh and a goal Feb. 4 vs. Vancouver ... Returned to Providence on Mar. 7 and had 4-1=5 totals in nine AHL Bruins games ... Did not dress (coach's decision) for three games ... Played five scoreless playoff games and did not dress (coach's decision) for eight post-season games ... **2018-19:** Split the season between Boston and Providence/AHL ... Recalled on five occasions to Boston with 3-2=5 totals in 11 games over those stints ... Had his first career multiple-point game with a 1-1=2 night on Apr. 2 at Columbus ... Had points in consecutive games Feb. 18-20 (1-1=2 totals) ... Played his first NHL game on Feb. 16 at Los Angeles, scored his first NHL goal on Feb. 18 at San Jose and recorded his first NHL assist on Feb. 20 at Vegas ... Did not dress for two Boston games (coach's decision) ... Had 12-18=30 totals in 58 AHL Bruins games, leading that team in plus/minus (+23) and rookie scoring ... Added 1-2=3 totals in eight Boston playoff games ... Played his first NHL playoff game Apr. 11 vs. Toronto, recorded his first NHL playoff point with an assist Apr. 15 at Toronto and scored his first NHL playoff goal on June 6 in St. Louis ... **2017-18:** Signed an Amateur Tryout Agreement with Providence/AHL on Apr. 12 at the conclusion of his college career ... Had one assist in two regular season games and added another in one playoff contest ... Played his first professional game on Apr. 14 at Springfield and recorded his first pro point with an assist on Apr. 15 vs. Springfield ... **College:** Played four seasons of college hockey at the University of Minnesota-Duluth with 39-41=80 totals and 47 PIM and his 166 consecutive games played tied for seventh in NCAA history ... Had a career-best 22 points in 2016-17 as the Bulldogs advanced to the Frozen Four before falling to Denver in the title game ... Captained the team in his senior season in 2017-18 as they defeated Notre Dame for the national championship and he was named the tournament Most Valuable Player with a goal and assist in the championship game ... **Juniors:** Played two seasons in 2012-13 and 2013-14 with the USHL's Dubuque Fighting Saints with 26-27=53 totals in 72 games ... Won a Clark Cup championship in 2013 ... Led the team in goals and finished second in the team's scoring race in 2013-14 with 25-19=44 totals in 56 games.

TRANSACTIONS: Signed by Boston as a free agent, April 10, 2018.

ETC.: Full name, Karson Dean Kuhlman ... Single ... Also lettered in football as a running back at Cloquet High School ... Twitter, @K_Kuhlman20.

CONTRACT STATUS: Is in year one of a two-year contract with an NHL cap hit of \$725,000.



CAREER STATS

CAREER STATS			Regular Season										Playoffs							
Season	Team	League	GP	G	A	PTS	PIM	PP	SH	GW	+/-	GP	G	A	PTS	PIM	PP	SH	GW	
2012-13	Dubuque Fighting Saints	USHL	16	1	8	9	0	-	-	-	-	11	4	2	6	2	-	-	-	
2013-14	Dubuque Fighting Saints	USHL	56	25	19	44	12	-	-	-	-	7	1	2	3	5	-	-	-	
2014-15	University of Minnesota-Duluth Bulldogs	NCHC	40	8	10	18	8	-	-	-	-	-	-	-	-	-	-	-	-	
2015-16	University of Minnesota-Duluth Bulldogs	NCHC	40	12	8	20	10	-	-	-	-	-	-	-	-	-	-	-	-	
2016-17	University of Minnesota-Duluth Bulldogs	NCHC	42	6	16	22	11	-	-	-	-	-	-	-	-	-	-	-	-	
2017-18	University of Minnesota-Duluth Bulldogs	NCHC	44	13	7	20	18	-	-	-	-	-	-	-	-	-	-	-	-	
2018-19	Providence Bruins	AHL	2	0	1	1	2	-	-	-	-	1	0	1	1	0	-	-	-	
	Boston Bruins	NHL	11	3	2	5	2	0	0	1	+5	8	1	2	3	0	0	0	0	
2019-20	Providence Bruins	AHL	58	12	18	30	8	-	-	-	-	-	-	-	-	-	-	-	-	
	Boston Bruins	NHL	25	1	5	6	13	1	0	0	+3	5	0	0	0	0	0	0	0	
	Providence Bruins	AHL	9	4	1	5	0	-	-	-	-	-	-	-	-	-	-	-	-	
NHL & Boston Totals			36	4	7	11	15	1	0	1	+8	13	1	2	3	0	0	0	0	

SEAN KURALY

Center | 6'2" | 212 lbs. | Shoots Left | Hometown: Dublin, OH



52

Born:
January 20, 1993 in
Lewiston, NY

NHL FIRSTS:
Game.....Nov. 3, 2016 at TB
Goal.....Apr. 21, 2017 vs OTT (Playoffs)
Assist./ Point.....Apr. 2, 2017 at CHI

NHL SINGLE-GAME HIGHS:
Goals.....2 (Mar. 19, 2019 at NYI)
Assists.....3 (Nov. 26, 2019 at MTL)
Points.....3 (2x last 0-3=3, Nov. 26, 2019 at MTL)

NHL SINGLE-SEASON HIGHS:
Games.....75 (2017-18)
Goals.....8 (2018-19)
Assists.....17 (2019-20)
Points.....23 (2019-20)

NHL CAREER-BEST STREAKS:
Goal.....2 (2x last 2-0=2, Dec. 29, 2018-Jan. 1, 2019)
Assist.....2 (4x last 0-2-2, Feb. 22-25, 2020)
Point.....3 (1-4=5; Nov. 26-29, 2019)

NHL MULTI-GOAL GAMES.....1
NHL MULTI-POINT GAMES.....8

CAREER VS. NHL TEAMS

Table with 6 columns: Team, GP, G, A, PTS, PIM. Rows include Anaheim, Arizona, Boston, Buffalo, Calgary, Carolina, Chicago, Colorado, Columbus, Dallas, Detroit, Edmonton, Florida, Los Angeles, Minnesota, Montreal, Nashville, New Jersey, NY Islanders, NY Rangers, Ottawa, Philadelphia, Pittsburgh, St. Louis, San Jose, Tampa Bay, Toronto, Vancouver, Vegas, Washington, and Winnipeg.



CAREER: 2019-20: Established career season-highs in assists (17) and points (23) ... Had two multiple-point games, including three assists on Nov. 26 at Montreal, which was a career-high for assists in a game and tied his career-high for points in a game ... Had a career-best three-game point streak from Nov. 26-29 (1-4=5 totals) and had points in consecutive games on three other occasions ... Played his 200th NHL game on Jan. 11 at NY Islanders ... Did not dress (coach's decision) for one game ... Added 1-2=3 totals in ten post-season games with the goal a shorthanded, game-winning effort on Aug. 15 at Carolina ... 2018-19: Established career season-highs in goals ... Had four multiple-point games, including a 1-2=3 effort on Jan. 12 at Toronto which was a career-high for points in a game ... Had points in consecutive games on three occasions ... Scored an overtime goal Dec. 29 at Buffalo ... Played his 100th NHL game Nov. 11 vs. Vegas ... Missed ten games with injuries and did not dress (coach's decision) for one game ... Added 4-6=10 totals in 20 playoff games ... Had two multiple-point playoff games, including the game-winning goal and an assist on May 27 vs. St. Louis and added 1-1=2 totals on Apr. 23 vs. Toronto ... Had two game-winning goals in the Stanley Cup Final, on May 27 and on June 1 ... Missed four playoff games with a broken hand suffered during the regular season ... 2017-18: Had two multiple-point games, both 1-1=2 efforts including a Gordie Howe hat trick with a goal, assist and fight (John Hayden) on Mar. 10 vs. Chicago ... Had points in consecutive games twice ... Scored his first career regular season goal on Nov. 2 vs. Vegas ... Missed seven games with an upper body injury ... Added 2-2=4 totals in 12 playoff games, including a two-assist night at Toronto on Apr. 16 ... 2016-17: Spent most of the season in Providence/AHL with four recalls to Boston ... Played his first NHL game on Nov. 3 at Tampa Bay and recorded his first NHL point with an assist on Apr. 2 at Chicago ... Did not dress (coach's deci-

sion) for three games ... Scored two goals in four games vs. Ottawa in the playoffs ... Played his first NHL playoff game on Apr. 12 in Ottawa and scored his first two NHL goals on Apr. 21 in Ottawa in game five, with the first tying the score and sending the game into overtime and the second ending the 12th-longest game in Bruins history at 10:19 of the second overtime ... Was the seventh rookie in Bruins history to score a playoff overtime goal ... Had 14-23=26 totals with 37 PIM in 54 games with Providence ... College: Played four seasons of college hockey at Miami (OH) University with 43 goals and 50 assists for 93 points in 154 career college games ... Named NCHC Defensive Forward of the Year and Honorable Mention All-NCHC honors in 2015-16 ... Earned NCHC Academic All-Conference Team honors in both 2013-14 and 2015-16 ... Had a school-record nine game-winning goals in 2014-15 ... Juniors: Played two seasons of junior hockey prior to attending Miami with the Indiana Ice of the USHL with 40 goals and 59 assists for 99 points in 105 career games ... Earned Second Team All-USHL honors in his final season in 2011-12 ... International: Won a Gold medal with Team USA at the 2013 World Junior Championships (1-2=3 totals in seven games).

TRANSACTIONS: San Jose's third pick (fifth round), 133rd overall, in the 2011 NHL Entry Draft ... Acquired from San Jose by Boston with 2016 first round draft pick (Trent Frederic) for Martin Jones, June 30, 2015.

ETC.: Full name, Sean Matthew Kuraly ... Single ... Enjoys golf and tennis ... His father, Rick, also played hockey at Miami University and remains that program's all-time leading goal scorer ... Graduated from Miami with a degree in Business Management and Leadership ... Was the seventh rookie in Bruins history to score a playoff overtime goal, joining Mel Hill (1939), Don Gallinger (1943), Ab DeMarco (1943), Ted Donato (1992), Patrice Bergeron (2004) and Matt Fraser (2014). ... Twitter, @kuraly9.

CONTRACT STATUS: Is in year three of a three-year contract with an NHL cap figure of \$1,275,000.



SEAN KURALY



CAREER STATS

CAREER STATS			Regular Season										Playoffs							
Season	Team	League	GP	G	A	PTS	PIM	PP	SH	GW	+/-	GP	G	A	PTS	PIM	PP	SH	GW	
2010-11	Indiana Ice	USHL	51	8	21	29	45	-	-	-	-	5	1	1	2	4	-	-	-	
2011-12	Indiana Ice	USHL	54	32	38	70	48	-	-	-	-	6	3	3	6	4	-	-	-	
2012-13	Miami (OH) University RedHawks	CCHA	40	6	6	12	41	-	-	-	-	-	-	-	-	-	-	-	-	
2013-14	Miami (OH) University RedHawks	NCHC	38	12	17	29	59	-	-	-	-	-	-	-	-	-	-	-	-	
2014-15	Miami (OH) University RedHawks	NCHC	40	19	10	29	38	-	-	-	-	-	-	-	-	-	-	-	-	
2015-16	Miami (OH) University RedHawks	NCHC	36	6	17	23	39	-	-	-	-	-	-	-	-	-	-	-	-	
2016-17	Boston Bruins	NHL	8	0	1	1	2	0	0	0	-1	4	2	0	2	4	0	1	1	
	Providence Bruins	AHL	54	14	12	26	37	-	-	-	-	6	0	1	1	23	-	-	-	
2017-18	Boston Bruins	NHL	75	6	8	14	40	0	0	1	-5	12	2	2	4	2	0	0	0	
2018-19	Boston Bruins	NHL	71	8	13	21	38	0	0	3	+6	20	4	6	10	8	0	0	2	
2019-20	Boston Bruins	NHL	69	6	17	23	34	0	0	0	-2	10	1	2	3	4	0	1	1	
NHL & Boston Totals			223	20	39	59	114	0	0	4	-2	46	9	10	19	18	0	2	4	


ROBERT LANTOSI



Right Wing | 5'11" | 185 lbs. | Shoots Right | Hometown: Bojnice SVK

57

Born:
September 24, 1995 in
Prievidza, SVK



CAREER: 2019-20: Played his first North American professional season, signing an AHL contract with Providence on July 8 ... Ranked fourth on the AHL Bruins in assists and sixth overall in both goals and points with 11-20=31 totals in 50 games ... Recorded his first pro point in his first pro game with an assist on Oct. 5 at Lehigh Valley ... Scored his first pro goal on Oct. 19 at Belleville ... Had nine multiple-point games, all two-point efforts ... **Europe:** Played five seasons in Europe between the Swedish First League and Slovakia ... Had 19-12=31 totals in 93 combined Swedish games with Vasteras, Vita Hasten and IF Sundsvall from 2013-14 through 2016-17 ... Played an additional two seasons in Slovakia with Nove Zamky Mikron and Nitra MHC with 21-40=61 totals in 65 games in 2017-18 and 2018-19 ... His best European season came in 2018-19 with 20-38=58 totals in 56 games with Nitra and he added 3-7=10 totals in 18 post-season games as Nitra fell in the Slovakia League championship to Banska Bystrica ... **International:** Represented Slovakia in the 2015 World Junior Championships (1-2=3 totals in seven games) and also the 2019 World Championship (0-2=2 totals in seven games).

TRANSACTIONS: Signed as a free agent by Boston, August 6, 2020

CONTRACT STATUS: Is in year one of a one-year entry level contract.



CAREER STATS


CAREER STATS			Regular Season										Playoffs							
Season	Team	League	GP	G	A	PTS	PIM	PP	SH	GW	+/-	GP	G	A	PTS	PIM	PP	SH	GW	
2014-15	Vasteras IK	SWE-1	15	1	1	2	0	-	-	-	-	-	-	-	-	-	-	-	-	
2015-16	Vasteras IK	SWE-1	29	2	0	2	4	-	-	-	-	-	-	-	-	-	-	-	-	
	Vita Hasten	SWE-1	8	0	0	0	0	-	-	-	-	-	-	-	-	-	-	-	-	
2016-17	IF Sundsvall	SWE-3	40	16	11	27	16	-	-	-	-	-	-	-	-	-	-	-	-	
2017-18	Nove Zamky Mikron HC	SVK	38	6	5	11	8	-	-	-	-	-	-	-	-	-	-	-	-	
	Nitra MHC	SVK	9	1	2	3	0	-	-	-	-	9	1	2	3	2	-	-	-	
2018-19	Nitra MHC	SVK	56	20	38	58	12	-	-	-	-	18	3	7	10	0	-	-	-	
2019-20	Providence Bruins	AHL	50	11	20	31	22	-	-	-	-	-	-	-	-	-	-	-	-	

JAKUB LAUKO



Left Wing | 6'0" | 184 lbs. | Shoots Left | Hometown: Prague, CZE REP

94



Born:
March 28, 2000 in
Prague, CZE REP

CAREER: 2019-20: Played his first professional season in Providence/AHL with 5-4=9 totals in 22 games ... His season was limited by a knee injury suffered while playing with the Czech Republic team at the World Junior Championships ... Played his first professional game on Oct. 5 at Lehigh Valley and scored his first professional goal and point on Oct. 12 vs Rochester ... **Juniors:** Played his first North American season in 2018-19 with Rouyn-Noranda in the QMJHL ... Led team rookies in scoring with 21-20=41 totals in 44 regular season games ... Added 6-7=13 totals in 19 playoff games as the Huskies won the Memorial Cup championship ... Led all skaters in that tournament in assists (six) and points (eight) in five games ... **Europe:** Played two-plus seasons in his native Czech Republic with the Pirati Chomutov U-16, U-18 and U-20 teams with 49-61=110 totals and 125 PIM in 77 combined games with those clubs ... Played his last two European seasons in the Czech League with Pirati Chomutov with 5-6=11 totals and 22 PIM in 70 games, including career-best totals of 3-6=9 in 42 games in 2017-18 ... **International:** Played for Team Czech Republic in three World Junior Championships - 2018 (1-0=1 totals in six games), 2019 (1-1=2 totals in five games) and 2020 (one scoreless game before suffering knee injury).

TRANSACTIONS: Boston's second pick (third round), 77th overall, in the 2018 NHL Entry Draft.

ETC.: Full name, Jakub Lauko ... Single.

CONTRACT STATUS: Is in year two of a three-year entry level contract.



CAREER STATS

CAREER STATS				Regular Season										Playoffs							
Season	Team	League	GP	G	A	PTS	PIM	PP	SH	GW	+/-	GP	G	A	PTS	PIM	PP	SH	GW		
2015-16	Pirati Chomutov U16	Czech U16	24	26	35	61	30	-	-	-	-	3	2	2	4	14	-	-	-		
	Pirati Chomutov U18	Czech U18	29	8	14	22	36	-	-	-	-	7	2	1	3	12	-	-	-		
2016-17	Pirati Chomutov U18	Czech U18	14	11	9	20	51	-	-	-	-	-	-	-	-	-	-	-	-		
	Pirati Chomutov U20	Czech U20	10	4	3	7	8	-	-	-	-	-	-	-	-	-	-	-	-		
2017-18	Pirati Chomutov	Czech	28	2	0	2	2	-	-	-	-	9	0	0	0	4	-	-	-		
	Pirati Chomutov	Czech	42	3	6	9	20	-	-	-	-	6	1	2	3	4	-	-	-		
2018-19	Rouyn-Noranda Huskies	QMJHL	44	21	20	41	43	-	-	-	-	19	6	7	13	17	-	-	-		
2019-20	Providence Bruins	AHL	22	5	4	9	24	-	-	-	-	-	-	-	-	-	-	-	-		

JEREMY LAUZON



Defense | 6'2" | 196 lbs. | Shoots Left | Hometown: Val d'Or, QBC

55

Born:
April 28, 1997 in
Val d'Or, QBC

NHL FIRSTS:

Game.....Oct. 25, 2018 vs PHI
Goal/Point.....Nov. 11, 2018 vs VGK
Assist.....Feb. 27, 2020 vs DAL

NHL SINGLE-GAME HIGHS:

Goals.....1 (2x; last Jan. 21, 2020 vs VGK)
Assists.....1 (Feb. 27, 2020 vs DAL)
Points.....1 (3x; last 0-1=1, Feb. 27, 2020 vs DAL)

NHL SINGLE-SEASON HIGHS:

Games.....19 (2019-20)
Goals.....1 (2018-19, 2019-20)
Assists.....1 (2019-20)
Points.....2 (2019-20)

NHL CAREER-BEST STREAKS:


Goal.....1 (2x; last 1-0=1, Jan. 21, 2020)
Assist.....1 (0-1=1, Feb. 27, 2020)
Point.....1 (3x; last 0-1=1, Feb. 27, 2020)

NHL MULTI-GOAL GAMES.....0

NHL MULTI-POINT GAMES.....0

CAREER VS. NHL TEAMS

	GP	G	A	PTS	PIM
Anaheim	-	-	-	-	-
Arizona	2	0	0	0	12
Boston	-	-	-	-	-
Buffalo	-	-	-	-	-
Calgary	2	0	0	0	5
Carolina	1	0	0	0	2
Chicago	1	0	0	0	2
Colorado	1	0	0	0	0
Columbus	-	-	-	-	-
Dallas	2	0	1	1	0
Detroit	3	0	0	0	2
Edmonton	1	0	0	0	0
Florida	2	0	0	0	0
Los Angeles	-	-	-	-	-
Minnesota	1	0	0	0	0
Montreal	2	0	0	0	0
Nashville	1	0	0	0	0
New Jersey	1	0	0	0	2
NY Islanders	2	0	0	0	2
NY Rangers	1	0	0	0	0
Ottawa	-	-	-	-	-
Philadelphia	2	0	0	0	0
Pittsburgh	1	0	0	0	0
St. Louis	-	-	-	-	-
San Jose	-	-	-	-	-
Tampa Bay	3	0	0	0	2
Toronto	1	0	0	0	0
Vancouver	2	0	0	0	2
Vegas	2	2	0	2	0
Washington	-	-	-	-	-
Winnipeg	1	0	0	0	0



CAREER: 2019-20: Spent most of the season in Providence/AHL where he had 1-12=13 totals in 45 games and tied for third on the team with 65 penalty minutes ... Recalled twice to Boston, from Dec. 30-Jan. 2 (one scoreless game) and Jan. 21-Mar. 10 (1-1=2 totals in 18 games) ... Established career season-highs in games (19), assists (one) and points (two) and tied his previous career season-high in goals (one) ... Scored the goal on Jan. 21 vs. Vegas and recorded his first NHL assist on Feb. 27 vs. Dallas ... Missed two games with an NHL-imposed suspension for a match penalty incurred

on Feb. 8 vs. Arizona ... Played six scoreless playoff games, including his first career NHL playoff game on Aug. 2 vs. Philadelphia in the round robin play ... **2018-19:** Spent most of the season in Providence/AHL with 1-6=7 totals in 29 AHL Bruins games ... Recalled on four occasions to Boston - Oct. 25-28 (two scoreless games); Oct. 29-Nov. 6 (two scoreless games); Nov. 11-Dec. 18 (1-0=1 in 11 games); and Apr. 6-7 (one scoreless game) ... Played his first NHL game on Oct. 25 vs. Philadelphia ... Scored his first NHL goal and point with the game-winning score on Nov. 11 vs. Vegas ... Did not dress (coach's decision) for eight Boston games ... **2017-18:** Played his first full professional season with Providence/AHL with 1-6=7 totals in 52 games ... Played his first pro game on Oct. 7 vs. Springfield, recorded his first pro point with an assist on Oct. 27 at Binghamton and scored his first pro goal on Apr. 7 vs. Bridgeport ... **Juniors:** Played four seasons of junior hockey in the Quebec Major Junior Hockey League with Rouyn-Noranda with 35 goals and 95 assists for 130 points and 282 penalty minutes in 200 career junior games ... Led club defensemen in scoring with 10-40=50 totals in 46 games in 2015-16 with his assist total that year more than his previous single-season high in points ... Suffered a neck laceration when cut with a skate in an April, 2016 game but returned to play the Huskies' final nine post-season games as they advanced to the Memorial Cup Final where they fell to London ... Added 1-7=8 totals in those nine playoff contests ... Earned Second Team QMJHL All-Star honors in 2015-16 ... Had 5-23=28 totals in 39 games in 2016-17 and finished third in the club's playoff scoring race with 5-9=14 totals in 13 post-season games in 2017 ... **International:** Won a Silver medal with Team Canada at the 2017 World Junior Championship (2-1=3 totals in seven games).

TRANSACTIONS: Boston's sixth pick (second round), 52nd overall, in the 2015 NHL Entry Draft.

ETC.: Full name, Jeremy Lauzon ... Single ... Twitter, @jeremylauzon21.

CONTRACT STATUS: Is in year one of a two-year contract with an NHL cap figure of \$850,000.



CAREER STATS

Season	Team	League	Regular Season										Playoffs							
			GP	G	A	PTS	PIM	PP	SH	GW	+/-		GP	G	A	PTS	PIM	PP	SH	GW
2013-14	Rouyn-Noranda Huskies	QMJHL	55	5	11	16	64	-	-	-	-		9	2	2	4	4	-	-	-
2014-15	Rouyn-Noranda Huskies	QMJHL	60	15	21	36	88	-	-	-	-		-	-	-	-	-	-	-	-
2015-16	Rouyn-Noranda Huskies	QMJHL	46	10	40	50	80	-	-	-	-		9	1	7	8	8	-	-	-
2016-17	Rouyn-Noranda Huskies	QMJHL	39	5	23	28	50	-	-	-	-		13	5	9	14	22	-	-	-
2017-18	Providence Bruins	AHL	52	1	6	7	38	-	-	-	-		4	0	0	0	2	-	-	-
2018-19	Boston Bruins	NHL	16	1	0	1	2	0	0	1	-1		-	-	-	-	-	-	-	-
	Providence Bruins	AHL	29	1	6	7	42	-	-	-	-		4	1	0	1	4	-	-	-
2019-20	Boston Bruins	NHL	19	1	1	2	29	0	0	0	+5		6	0	0	0	18	0	0	0
	Providence Bruins	AHL	45	1	12	13	65	-	-	-	-		-	-	-	-	-	-	-	-
NHL & Boston Totals			35	2	1	3	31	0	0	1	+4		6	0	0	0	18	0	0	0

PAR LINDHOLM

Center | 6'0" | 183 lbs. | Shoots Left | Hometown: Kusmark, SWE



26

Born:
October 5, 1991 in
Kusmark, SWE

NHL FIRSTS:
Game.....Oct. 3, 2018 vs MTL
Goal.....Oct. 13, 2018 at WSH
Assist./ Point.....Oct. 9, 2018 at DAL

NHL SINGLE-GAME HIGHS:
Goals.....1 (4x; last Jan. 16, 2020 vs PIT)
Assists.....2 (Nov. 9, 2018 vs NJ
Points.....2 (0-2=2; Nov. 9, 2018 vs NJ


NHL SINGLE-SEASON HIGHS:
Games.....65 (2018-19)
Goals.....3 (2019-20)
Assists.....12 (2018-19)
Points.....13 (2018-19)

NHL CAREER-BEST STREAKS:
Goal.....1 (4x; last 1-0=1; Jan. 16, 2020)
Assist.....2 (0-2=2; Dec. 23-28, 2018)
Point.....2 (0-2=2; Dec. 23-28, 2018)

NHL MULTI-GOAL GAMES.....0
NHL MULTI-POINT GAMES.....1

CAREER VS. NHL TEAMS

Table with 6 columns: Team, GP, G, A, PTS, PIM. Rows list NHL teams from Anaheim to Winnipeg.



CAREER: 2019-20: Scored a career season-high of three goals ... His longest consecutive-games played stretch was seven games from Nov. 26-Dec. 7 ... Played his 100th NHL game on Feb. 25 vs. Calgary ... Missed six games with injuries and did not dress (coach's decision) for 24 games ... Played six scoreless post-season games ... 2018-19: Began the season in Toronto with 1-11=12 totals in 61 games before his Feb. 25 trade to Winnipeg ... Had one multiple-point game, a two-assist effort on Nov. 9 vs. New Jersey ... Had assists in consecutive games Dec. 23-28 ... Played his first NHL game on Oct. 3 vs. Montreal, recorded his first NHL point with an assist on Oct. 9 at Dallas and scored his first NHL goal on Oct. 13 at Washington ... Had one assist in four Jets games following the trade ... Europe: Played three seasons with Sundsvall and Karlskrona of Sweden's first division with 27-43=70 totals in 154 games before advancing to the top SHL ... Played four seasons with Skelleftea AIK with 53-66=119 totals in 193 games with that team ... Enjoyed his best season in 2017-18 with 18-29=47 totals in 49 games ... Went to the SHL championship games in three of his four seasons with Skelleftea, losing to Vaxjo in both 2014-15 and 2017-18 and to Frölunda in 2015-16 ... International: Played for Team Sweden in the 2018 Olympic Games (1-0=1 totals in four games).



TRANSACTIONS: Signed as a free agent by Toronto, May 17, 2018 ... Traded to Winnipeg by Toronto for Nic Petan, Feb. 25, 2019 ... Signed as a free agent by Boston, July 1, 2019.

ETC.: Full name, Par Olof Mikael Lindholm ... Single.

CONTRACT STATUS: Is in year two of a two-year contract with an NHL cap figure of \$850,000.

CAREER STATS

Table with 20 columns: Season, Team, League, GP, G, A, PTS, PIM, PP, SH, GW, +/-, GP, G, A, PTS, PIM, PP, SH, GW. Rows include career totals for NHL and Boston.

BRAD MARCHAND

Left Wing | 5'9" | 183 lbs. | Shoots Left | Hometown: Hammonds Plains, NS



63

Born:
May 11, 1988 in
Halifax, NS

NHL FIRSTS:

Game.....Oct. 21, 2009 vs NSH
Goal.....Nov. 3, 2010 at BUF
Assist./Point.....Oct. 21, 2009 vs NSH

NHL SINGLE-GAME HIGHS:

Goals.....3 (3x; last Mar. 6, 2018 vs DET)
Assists.....4 (2x; last Oct. 4, 2018 at BUF)
Points.....5 (5x; last 2-3=5, Nov. 4, 2019 vs PIT)

NHL SINGLE-SEASON HIGHS:

Games.....82 (2013-14)
Goals.....39 (2016-17)
Assists.....64 (2018-19)
Points.....100 (2018-19)


NHL CAREER-BEST STREAKS:

Goal.....7 (8-0=8, Feb. 2-14, 2016)
Assist.....12 (0-18=18, Oct. 5-Nov. 4, 2019)
Point.....13 (2x; last 5-13=18, Feb. 12-Mar. 10, 2020)

NHL MULTI-GOAL GAMES.....43
NHL MULTI-POINT GAMES.....157

CAREER VS. NHL TEAMS


	GP	G	A	PTS	PIM
Anaheim	12	1	5	6	10
Arizona	17	11	9	20	8
Boston	-	-	-	-	-
Buffalo	45	20	22	42	28
Calgary	15	12	3	15	14
Carolina	29	11	12	23	26
Chicago	15	6	12	18	10
Colorado	15	5	6	11	10
Columbus	21	10	10	20	24
Dallas	15	9	10	19	26
Detroit	31	15	16	31	29
Edmonton	16	6	8	14	13
Florida	40	17	20	37	45
Los Angeles	16	12	5	17	10
Minnesota	14	6	7	13	12
Montreal	43	10	20	30	59
Nashville	16	6	8	14	31
New Jersey	32	9	15	24	18
NY Islanders	32	9	17	26	21
NY Rangers	32	8	16	24	24
Ottawa	44	15	18	33	43
Philadelphia	34	12	16	28	34
Pittsburgh	32	11	16	27	33
St. Louis	13	7	3	10	4
San Jose	15	5	6	11	18
Tampa Bay	37	13	20	33	70
Toronto	43	17	25	42	30
Vancouver	16	8	5	13	27
Vegas	6	4	2	6	2
Washington	32	8	12	20	58
Winnipeg	23	7	12	19	19



CAREER: Has won one Stanley Cup championship (2011 with Boston) ... Has a 9/44 record in NHL shootouts (two deciding goals) ... Has taken seven career penalty shots (four goals) ... Has played in two NHL All-Star Games (2017, 2018) ... **2019-20:** Hit the 80-point mark for the fourth straight campaign and is the first Bruin with four consecutive 80-point years since Ray

Bourque (five) from 1989-90-1993-94 ... Was also just the second Bruin in history to lead the team in assists for four straight years (Adam Oates, 1992-93-1995-96) ... One of three Bruins to play in all 70 games (David Pastrnak, Charlie Coyle) ... Ranked sixth overall in the NHL scoring race with 87 points, ranked fifth overall with 59 assists, sixth in power play assists (23) and tied for sixth overall in power play points (28, Torey Krug) ... Tied for the seventh-best plus/minus at +25 ... Had 23 multiple-point games, including two five-point nights in a four-game span Oct. 27 at NY Rangers and Nov. 4 vs. Pittsburgh ... Those matched his career-highs for points in a game ... Had two career-best 13-game point streaks, from Oct. 5-Nov. 4 (10-18=28 totals) and Feb. 12-Mar. 10 (5-13=18 totals), and was the only player in the NHL this season with two streaks of 13-games or longer ... Had a career-best 12-game assist streak from Oct. 8-Nov. 4 (18 assists), which was the longest by a Bruin since Marc Savard in 2007 ... Recorded his 300th NHL assist on Oct. 12 vs. New Jersey, played his 700th NHL game Nov. 15 at Toronto and registered his 600th NHL point with an assist on Nov. 26 at Montreal ... Led the team in playoff scoring with 7-5=12 totals in 13 games played ... Had a four-game point streak from Aug. 12-17 (3-4=7 totals) and had points in three straight from Aug. 23-26 (4-1=5) ... Had five multiple-point playoff games, all two-point nights ... That brought his career post-season total to 29 which tied him with Phil Esposito for the second-most multiple-point playoff games in team history ... **2018-19:** Was named an NHL Second Team All-Star ... Hit the 30 goal mark for the fourth straight season and the 80-point mark for the third straight campaign ... He is the first Bruin with four straight 30-goal campaigns since Cam Neely did so in five straight from 1986-87-1990-91 ... He is the sixth Bruin in team history with four-or-more straight 30-goal seasons ... Established career season-highs in assists (64) and points (100) ... He is the first Bruin with 100 points in a season since Joe Thornton in 2002-03 (101) and is the 11th player in team history to hit that plateau ... Among all NHL players, ranked eighth in assists, tied for fifth in points, tied for eighth in PIM, tied for sixth in points per game (1.27), tied for seventh in power play points, tied for second in game-winning goals, tied for fourth in shorthanded goals and third in shorthanded points, and was third in overtime goals ... Had 31 multiple-point games, including a career-best for assists in a game with four assists on Oct. 4 at Buffalo and a 1-3=4 night vs. Chicago on Feb. 12 ... Had an eight-game point streak from Feb. 26-Mar. 12 (6-7=13) ... Had two six-game point streaks as well - from Oct. 4-18 (2-10=12) and Jan. 14-31 (3-7=10) ... Had a 17-game home point streak from Jan. 14-Mar. 27 (11-22=33) ... Took an unsuccessful penalty shot on New Jersey's Mackenzie Blackwood on Mar. 2 ... Scored three overtime goals - Nov. 5 vs. Dallas, Feb. 10 vs. Colorado and Mar. 16 vs. Columbus ... Recorded his 500th NHL point with an assist Dec. 23 at Carolina ... Missed one game with an upper body injury ... Added 9-14=23 totals in 24 playoff

games, leading the NHL in post-season scoring ... Tied for fifth in the NHL in playoff goals (9), tied for third in assists (14), tied for third in power play goals (3), was second in power play assists (9) and tied for first in power play points (12) ... Had seven multiple-point playoff games, including three three-point efforts ... Played his 100th NHL playoff game on May 14 in Carolina ... **2017-18:** Led the team in scoring for the second straight season and third time in his career ... Reached the 30-goal mark for the third straight season ... Tied the NHL single-season record for overtime goals with five ... Had 27 multiple-point games with his season-high a 3-2=5 effort on Mar. 6 vs. Detroit which was his third career hat trick and tied his career-high for points in a game ... Set a career-high for assists in a game with four on Jan. 6 vs. Carolina ... Had a career-best nine-game point streak from Nov. 29-Dec. 18 (6-8=14 totals) ... Had three straight game-winning goals Mar. 3-8, including two in overtime, and was just the seventh player in team history to do so ... Took an unsuccessful penalty shot on Pittsburgh's Matt Murray on Jan. 7 ... Had at least one shot on goal in all but one of his games played (Dec. 30 at Ottawa) ... Scored his 200th NHL goal Oct. 30 at Columbus, recorded his 200th NHL assist Jan. 2 at NY Islanders, registered his 400th NHL point with an assist Dec. 14 vs. Washington and played his 600th NHL game Apr. 5 at Florida ... Played in the NHL All-Star Game with 1-3=4 totals in two games ... Missed nine games to injuries and five with an NHL-imposed suspension ... Finished second in the team's post-season scoring race with 4-13=17 totals, ranking fourth in the NHL scoring race through the second round ... Had six multiple-point playoff games, including career-highs for points in a playoff game with four assists Apr. 14 vs. Toronto and 1-3=4 totals Apr. 28 at Tampa Bay ... **2016-17:** Was named to the NHL's First All-Star Team, becoming only the second Bruin in history to earn that honor at left wing (John Bucyk) ... Led the team in goals and penalty minutes for the third straight season and won his second team scoring title with career season-highs in goals and points ... Tied for fourth overall in the NHL in goals and finished sixth in the Art Ross scoring race ... Tied for third in shorthanded goals (3) and second in shorthanded points (5) ... Also tied for third in the league in game-winning goals (8) ... Had 19 multiple-point games, including matching his previous career-high for points in a game with 2-3=5 efforts each on Oct. 13 at Columbus and Jan. 14 vs. Philadelphia ... Also scored



BRAD MARCHAND



his second career hat trick in a 3-1=4 night on Mar. 13 at Vancouver ... Had a six-game point streak from Jan. 24-Feb. 9 (7-5=12 totals) ... Also had two five-game point streaks and was held without a point in three straight games just once ... Scored a penalty shot goal on Florida's Roberto Luongo on Nov. 1 ... Scored an overtime goal on Feb. 19 at San Jose ... Recorded his 300th NHL point with a penalty shot goal on Nov. 1 at Florida and played his 500th NHL game on Jan. 14 vs. Philadelphia ... Played in his first NHL All-Star Game on Jan. 29 at Los Angeles ... Missed the final two games of the season with an NHL-imposed suspension for a spearing incident Apr. 4 vs. Tampa Bay ... Tied for the team post-season scoring lead with 1-3=4 totals in six games ... Had one multiple-point playoff game, a two-assist effort on Apr. 23 vs. Ottawa ... Scored the goal on Apr. 12 in Ottawa with the game-winning tally at 17:27 of the third period of game one ... **2015-16:** Hit the 20-goal mark for the fifth time in his career and set career season-highs in goals and points with his first 30+ goal campaign ... Led the team in both goals and penalty minutes for the second straight season, becoming the first Bruin to do so in multiple years ... Finished sixth in the NHL in goals and tied for third among all players in both shorthanded goals (four) and shorthanded points (six) ... Had 14 multiple-point games with his season-highs a 1-2=3 effort on Feb. 11 at Winnipeg and 2-1=3 night on Feb. 20 at Dallas ... Had a career-best seven-game goal and point streak from Feb. 2-14 (8-3=11 totals) and also had two six-game point streaks, from Oct. 17-31 (5-4=9 totals) and Jan. 15-25 (5-1=6 totals) ... 18 of his 37 goals gave the Bruins a lead in a game, including ten first goals of game, and another six tied the score in a game ... Took two penalty shots, scoring shorthanded on Calgary's Karri Ramo on Dec. 4 and becoming the first Bruin to win an overtime game with a penalty shot goal vs. Buffalo's Robin Lehner on Feb. 6 ... Scored the fastest goal from the start of a game or period in team history with a strike just 0:08 into the Feb. 14 contest in Detroit ... Played his 400th NHL game Dec. 5 at Vancouver ... Missed two games with a concussion and served a three-game league-imposed suspension from Jan. 1-8 ... **2014-15:** Hit the 20-goal mark for the fourth time in his career ... Led the team in goals (24) and penalty minutes (95), becoming just the fourth player in Bruins history to lead the club in both categories (Jimmy Herberts, 1924-25; Rick Tocchet, 1995-96; Joe Thornton, 1999-2000) ... Had eight multiple-point games, with his season-high a 2-1=3 night on Oct. 30 at Buffalo ... Had three four-game point streaks, from Oct. 30-Nov. 6 (4-3=7 totals), Feb. 16-22 (2-2=4 totals) and a goal and point streak from Feb. 28-Mar. 8 (5-1=6 totals) which matched his previous career-high goal streak ... Scored three overtime goals - on Oct. 30 at Buffalo, Nov. 4 vs. Florida and on Mar. 7 vs. Philadelphia (when he also scored the game-tying goal at 19:45 of the third period) ... 14 of his 24 goals gave the Bruins the lead in a game, including ten first goals of game, and another four tied the score within a contest ... Scored his 100th NHL goal on Dec. 6 at Arizona, recorded his 100th NHL assist on Nov. 15 vs. Carolina and registered his 200th NHL point with an assist on Dec. 4 at San Jose ... Served a two-game NHL-imposed suspension from Jan. 17-20 for an incident on Jan. 15 vs. NY Rangers and missed three games with an injury ... **2013-14:** Tied for the NHL lead with five shorthanded goals ... Finished third in the NHL with a +36 plus/minus rating ... Played in every game for the first time in his career ... Reached the 20-goal mark for the third time in his career with his second-highest season total (28, 2011-12) ...

Had 11 multiple-point games with his season-high 1-3=4 effort on Jan. 27 at NY Islanders ... Had a six-game point streak, which matched his previous career-high, from Jan. 14-27 (7-5=12 totals) ... Included in that was a career-best four-game goal streak from Jan. 14-20 (six goals) ... Played his 300th NHL/Bruins game on Apr. 13 at New Jersey ... Had two multiple-point playoff games with two-assist efforts each May 1 and May 3 vs. Montreal ... Had a three-game playoff assist streak from May 1-6 (five assists) ... **2012-13:** Took his first team scoring title with 36 points in 45 games ... Ranked tied for third in the league with five game-winning goals, tied for seventh with a +23 plus/minus rating and was sixth overall in shooting percentage at 19.8% ... Had seven multiple-point games with his season-high a three-assist night Mar. 3 vs. Montreal which was a career-high for assists in a game ... Had three four-game point streaks, from Jan. 21-28 (3-1=4 totals); Feb. 17-26 (3-2=5 totals); and Mar. 2-7 (2-5=7 totals) ... Took his second career penalty shot on Mar. 5 at Washington, a successful shorthanded attempt vs. Braden Holtby ... Was plus or even in 40 of his 45 games ... Scored two goals on six shootout shots, including the deciding goal on Jan. 29 vs. New Jersey ... Recorded his 100th NHL point with an assist on Jan. 25 vs. NY Islanders and played his 200th NHL game on Mar. 19 at Winnipeg ... Missed three games to injuries ... Had three multiple-point playoff games, all two-point efforts including two goals June 3 at Pittsburgh ... Had two three-game post-season point streaks, from May 13-19 (2-3=5 totals) and June 3-7 (2-2=4 totals) ... Scored the overtime goal in game one of the CSF series vs. NY Rangers on May 16 ... **2011-12:** Enjoyed his second straight 20+ goal season with his 28 goals ranking second on the team ... Ranked fifth overall in the NHL with a +31 rating ... Had 11 multiple-point games, including his first career hat trick in a career-high 3-2=5 effort Dec. 23 vs. Florida ... Had a career-best six-game point streak from Nov. 1-15 (4-5=9 totals) ... Played his 100th NHL game on Oct. 10 vs. Colorado ... Missed one game with an illness and five to an NHL-imposed suspension ... **2010-11:** Started the season on an NHL roster for the first time in his third pro season ... Became the first Boston rookie to hit the 20-goal mark since Blake Wheeler scored 21 in 2008-09 ... Tied for third in the NHL with five shorthanded goals ... Had six multiple-point games, including a 2-2=4 night Jan. 22 in Colorado ... Had three four-game point streaks - from Nov. 3-10 (2-3=5 totals); Jan. 8-13 (3-2=5 totals); and Mar. 27-Apr. 2 (2-3=5 totals) ... Took his first career penalty shot on Mar. 8 in Montreal, unsuccessful vs. Carey Price ... Scored his first NHL goal in his first NHL multiple-point game, a 1-1=2 effort Nov. 3 in Buffalo ... Missed three games to injury and served a two-game NHL-imposed suspension from Mar. 17-19 ... Led all NHL rookies in post-season goals, assists and points in addition to plus/minus while setting a club record for goals by a rookie in one playoff year ... Had four multiple-point games, including career-high 2-1=3 efforts each Apr. 30 at Philadelphia and June 15 in Vancouver in game seven of the Stanley Cup Final ... Had a five-game playoff point streak from Apr. 27-May 6 (4-3=7 totals) ... Played his first NHL playoff



BRAD MARCHAND



game on Apr. 14 vs. Montreal, recorded his first NHL playoff point with an assist Apr. 16 vs. Montreal and scored his first NHL playoff goal Apr. 23 vs. Montreal ... **2009-10:** Split the season between Boston and Providence where he had 13-19=32 totals with 51 PIM in 34 AHL Bruins games ... Was given the Fan Appreciation Award as voted by the Providence fans ... Recalled twice to Boston, from Oct. 18-Nov. 19 and Mar. 5-end of season ... His longest games-played stretch in Boston was a nine-game span from Oct. 21-Nov. 7 ... Played his first NHL and Bruins game Oct. 21 vs. Nashville with his first NHL and Bruins point an assist in that game ... Did not dress for 13 Boston games (coach's decision) ... **2008-09:** Played his first professional season with Boston's AHL affiliate in Providence ... Had 18-41=59 totals with 67 penalty minutes in 79 regular season games and added 7-8=15 totals and 26 PIM in 16 AHL playoff games ... The 59 points were second among all AHL rookies and he was named the team's top rookie... **Juniors:** Played four seasons of junior hockey in the Quebec Major Junior Hockey League with Moncton, Val d'Or and Halifax ... Had 102-146=248 totals with 319 PIM in 245 career junior games ... Won a QMJHL championship with Moncton in 2006 ... Finished third in the Val d'Or scoring race in 2006-07 with career-high 33-47=80 totals ... Led the QMJHL in playoff scoring in 2007 with 16-24=40 totals in 20 Val d'Or post-season games ... Split the 2007-08 season between Val d'Or and Halifax and finished second in the Mooseheads scoring race with 73 combined points ... Added 3-16=19 totals in 14 playoff games in 2008 ... **International:** Played for Team Canada in two World Junior Championships, winning Gold medals in both 2007 (2-0=2 totals and 2 PIM in six games) and 2008 (4-2=6 totals and 4 PIM in seven games) ... Won a Gold medal with Team Canada at the 2016 World Cup of Hockey, where he was second in that tournament's scoring with 5-3=8 totals in six games, including the Cup-clinching goal while shorthanded with 43.1 seconds remaining in the championship game.

AWARDS: NHL First All-Star Team (2016-17) ... NHL Second All-Star Team (2018-19, 2019-20)

TRANSACTIONS: Boston's fourth pick (third round), 71st overall, in the 2006 NHL Entry Draft.

ETC: Full name, Bradley Kevin Marchand ... Nicknames, Marshy, Marchy, Squirrel ... His +224 plus/minus rating since 2010-11 is the best among all NHL players over that span ... Is one of just four Bruins in club history to lead the team in both goals and penalty minutes in the same season (Herberts, 1924-25; Tocchet, 1995-96; Thornton, 1999-2000) and is the first to do so in multiple years (2014-15, 2015-16, 2016-17, 2018-19) ... His four career penalty shot goals and 15 career overtime goals are each team records ... His 27 shorthanded goals are the most by any player since he entered the NHL in 2009-10 and are the most in club history ... Enters this season in tenth place on the team's all-time scoring list and seventh overall in goals ... Enters this post-season in seventh place on the club's all-time playoff games played and points lists, ranks sixth in assists and eighth in goals ... Twitter, @Bmarch63.

CONTRACT STATUS: Is in year four of an eight-year contract with an NHL cap figure of \$6,125,000.



CAREER STATS

CAREER STATS			Regular Season											Playoffs							
Season	Team	League	GP	G	A	PTS	PIM	PP	SH	GW	+/-	GP	G	A	PTS	PIM	PP	SH	GW		
2004-05	Moncton Wildcats	QMJHL	61	9	20	29	52	-	-	-	-	11	1	0	1	7	-	-	-		
2005-06	Moncton Wildcats	QMJHL	68	29	37	66	83	-	-	-	-	20	5	14	19	34	-	-	-		
2006-07	Val d'Or Foreurs	QMJHL	57	33	47	80	108	-	-	-	-	20	16	24	40	36	-	-	-		
2007-08	Val d'Or Foreurs	QMJHL	33	21	23	44	36	-	-	-	-	-	-	-	-	-	-	-	-		
	Halifax Mooseheads	QMJHL	26	10	19	29	40	-	-	-	-	14	3	16	19	18	-	-	-		
2008-09	Providence Bruins	AHL	79	18	41	59	67	-	-	-	-	16	7	8	15	26	-	-	-		
2009-10	Boston Bruins	NHL	20	0	1	1	20	0	0	0	-3	-	-	-	-	-	-	-	-		
	Providence Bruins	AHL	34	13	19	32	51	-	-	-	-	-	-	-	-	-	-	-	-		
2010-11	Boston Bruins	NHL	77	21	20	41	51	2	5	2	+25	25	11	8	19	40	0	1	1		
2011-12	Boston Bruins	NHL	76	28	27	55	87	5	1	3	+31	7	1	1	2	2	0	0	0		
2012-13	Boston Bruins	NHL	45	18	18	36	27	4	2	5	+23	22	4	9	13	21	0	0	1		
2013-14	Boston Bruins	NHL	82	25	28	53	64	1	5	5	+36	12	0	5	5	18	0	0	0		
2014-15	Boston Bruins	NHL	77	24	18	42	95	2	2	5	+5	-	-	-	-	-	-	-	-		
2015-16	Boston Bruins	NHL	77	37	24	61	90	6	4	6	+21	-	-	-	-	-	-	-	-		
2016-17	Boston Bruins	NHL	80	39	46	85	81	9	3	8	+18	6	1	3	4	6	0	0	1		
2017-18	Boston Bruins	NHL	68	34	51	85	63	8	1	8	+25	12	4	13	17	16	1	0	1		
2018-19	Boston Bruins	NHL	79	36	64	100	96	10	3	9	+15	24	9	14	23	14	3	0	2		
2019-20	Boston Bruins	NHL	70	28	59	87	82	5	1	5	+25	13	7	5	12	2	3	0	1		
NHL & Boston Totals			751	290	356	646	756	52	27	56	+221	121	37	58	95	119	7	1	7		

CHARLIE McAVOY

Defense | 6'1" | 208 lbs. | Shoots Right | Hometown: Long Beach, NY



73

Born:
December 21, 1997 in
Long Beach, NY

NHL FIRSTS:
Game.....Oct. 5, 2017 vs. NSH
Goal.....Oct. 5, 2017 vs. NSH
Assist./ Point.....Oct. 5, 2017 vs. NSH

NHL SINGLE-GAME HIGHS:
Goals.....1 (19x; last Mar. 7, 2020 vs TB)
Assists.....3 (Oct. 8, 2018 vs OTT)
Points.....3 (2x; last 1-2=3, Feb. 29, 2020 at NYI)

NHL SINGLE-SEASON HIGHS:
Games.....67 (2019-20)
Goals.....7 (2017-18, 2018-19)
Assists.....27 (2019-20)
Points.....32 (2017-18, 2019-20)

NHL CAREER-BEST STREAKS:
Goal.....2 (3x; last 2-0=2, Feb. 15-16, 2020)
Assist.....4 (0-5-5, Oct. 14-21, 2017)
Point.....4 (0-5-5, Oct. 14-21, 2017)

NHL MULTI-GOAL GAMES.....0
NHL MULTI-POINT GAMES.....17

CAREER VS. NHL TEAMS

Table with 6 columns: Team, GP, G, A, PTS, PIM. Rows include Anaheim, Arizona, Boston, Buffalo, Calgary, Carolina, Chicago, Colorado, Columbus, Dallas, Detroit, Edmonton, Florida, Los Angeles, Minnesota, Montreal, Nashville, New Jersey, NY Islanders, NY Rangers, Ottawa, Philadelphia, Pittsburgh, St. Louis, San Jose, Tampa Bay, Toronto, Vancouver, Vegas, Washington, and Winnipeg.



CAREER: Has a 2/5 record in NHL shootouts (two deciding goals) ... 2019-20: Established career season-highs in games (67) and assists (27) while tying his previous season-high with 32 points ... Had the league's eighth-best plus-minus at +24 (tied) ... Had five multiple-point games, including tying his previous career game-high in points with a 1-2=3 effort on Feb. 29 at NY Islanders ... Had points in three straight games on four occasions ... Scored his first goal of the season with the overtime tally on Feb. 5 at Chicago, and scored his five goals in the last 16 games overall ... Missed three games with an injury ... Had points in four of 13 post-season games with 1-3=4 totals, scoring the goal on Aug. 5 vs. Tampa Bay in the round robin play ... 2018-19: Tied his career season-high with seven goals ... Had five multiple-point games, including three assists Oct. 8 vs. Ottawa, which was a career-high for assists and points in a game ... Had a three-game point streak from Feb. 16-20 (2-1=3) ... Scored an overtime goal on Feb. 18 at San Jose ... Played his 100th NHL game Feb. 28 vs. Tampa Bay ... Missed 27 games with injuries and did not dress (coach's decision) for one game ... Added 2-6=8 totals in 23 playoff games ... Had one multiple-point playoff game, a 1-1=2 effort on Apr. 17 at Toronto ... Missed one game to an NHL-imposed suspension (May 9 vs. Carolina) ... 2017-18: Ranked third overall among NHL rookies with a +20 rating ... Had seven multiple-point games, all two-point efforts ... Had a four-game assist and point streak from Oct. 14-21 (five assists) and also had two three-game streaks ... Scored an overtime goal on Mar. 27 vs. Carolina, becoming the youngest defenseman in team history to do so ... Had two deciding shootout goals, Nov. 22 at New Jersey and Dec. 21 vs. Winnipeg ... Had a Gordie Howe hat trick on Dec. 18 vs. Columbus with a goal, assist and fight (Pierre-Luc Dubois), which was the first by a Bruin since Nov. 29, 2013 (Zdeno Chára) ... Played his first NHL regular season game Oct. 5 vs. Nashville and scored his first NHL goal along with his first NHL regular season assist in that game ... Missed 19 games to injury, including 15 with a knee sprain ... Was second among team defensemen in playoff scoring with 1-4=5 totals ... Had one multiple-point post-season game, a two-assist night on Apr. 28 at Tampa Bay ... Scored his first NHL playoff goal on Apr. 30 at Tampa Bay ... 2016-17: Signed an amateur tryout agreement with Providence/AHL on Mar. 29 at the conclusion of his college season ... Had two assists in four AHL Bruins games, including his first pro point in his first professional game on Apr. 1 at Springfield ... Signed his entry-level contract with Boston on Apr. 10 and was recalled for their first round playoff series vs. Ottawa ... Tied for the team's post-season lead in assists with three in six games ... Was the ninth player in Bruins history to play a playoff game before appearing in a regular season contest with his first NHL game on Apr. 12 in Ottawa ... Recorded his first NHL assist and point on Apr. 17 vs. Ottawa in game three ... Had assists in consecutive games Apr. 21-23 (0-2=2 totals) ... College: Played two seasons of college hockey at Boston University and led Terrier defensemen in scoring in both years with 8-43=51 totals and 107 penalty minutes in 75 career college games ... Named to the Hockey East All-Rookie Team in 2015-16 ... Earned both Hockey East First Team All-Star and NCAA East All-American Team honors in 2016-17 ... Juniors: Played two seasons with USA Hockey's National Team Development Program with 14-45=59 totals in 117 games

over that span ... International: Played for Team USA in the World Junior Championships in both 2016 (3-0=3 totals in seven games while winning a Bronze medal) and 2017 (2-4=6 totals in seven games, winning a Gold medal and earning All-Tournament Team honors) ... Also played for Team USA in the 2017 (0-1=1 totals in eight games) and 2018 (3-6=9 totals in six games) World Championships, winning a Bronze medal in 2018 while leading all tournament defensemen in scoring.

AWARDS: NHL All-Rookie Team (2017-18).

TRANSACTIONS: Boston's first pick, 14th overall, in the 2016 NHL Entry Draft.

ETC.: Full name, Charles Patrick McAvoy, Jr. ... Single ... Was the ninth player in Bruins history to play a post-season game before dressing for a regular season contest, joining Bill Anderson, Wayne Brown, John Byce, Don Cherry, Guyle Fielder, Guy Larose, Gordie Wilson and Chris Winnes ... Is the youngest defenseman in team history to score an overtime goal ... Twitter, @CMcAvoy44.

CONTRACT STATUS: Is in year two of a three-year contract with an NHL cap figure of \$4,900,000.



CHARLIE McAVOY



CAREER STATS

Season	Team	League	Regular Season										Playoffs						
			GP	G	A	PTS	PIM	PP	SH	GW	+/-	GP	G	A	PTS	PIM	PP	SH	GW
2013-14	US National Team Development Program	USHL	34	4	6	10	36	-	-	-	-	-	-	-	-	-	-	-	-
	US National Team Development Program	U-17	20	3	6	9	4	-	-	-	-	-	-	-	-	-	-	-	-
	US National Team Development Program	USHL	23	3	16	19	33	-	-	-	-	-	-	-	-	-	-	-	-
2014-15	US National Team Development Program	U-18	38	16	10	26	38	-	-	-	-	-	-	-	-	-	-	-	-
	Boston University Terriers	HE	37	3	22	25	56	-	-	-	-	-	-	-	-	-	-	-	-
2016-17	Boston University Terriers	HE	38	5	21	26	51	-	-	-	-	-	-	-	-	-	-	-	-
	Providence Bruins	AHL	4	0	2	2	4	-	-	-	-	-	-	-	-	-	-	-	-
	Boston Bruins	NHL	-	-	-	-	-	-	-	-	-	6	0	3	3	2	0	0	0
2017-18	Boston Bruins	NHL	63	7	25	32	53	2	0	2	+20	12	1	4	5	6	0	0	0
2018-19	Boston Bruins	NHL	54	7	21	28	45	1	0	3	+14	23	2	6	8	16	2	0	0
2019-20	Boston Bruins	NHL	67	5	27	32	41	1	0	1	+24	13	1	3	4	24	0	0	0
NHL & Boston Totals			184	19	73	92	139	4	0	6	+58	54	4	16	20	48	2	0	0

GREG McKEGG

Center | 6'0" | 192 lbs. | Shoots Left | Hometown: St. Thomas, ONT



18

Born:
June 17, 1992 in
St. Thomas, ONT

NHL FIRSTS:

Game..... Feb. 1, 2014 vs OTT
Goal/Point..... Mar. 29, 2016 vs TOR
Assist..... Oct. 18, 2016 at TB

NHL SINGLE-GAME HIGHS:

Goals..... 1 (18x; last Mar. 7, 2020 vs NJ)
Assists..... 1 (15x; last Mar. 7, 2020 vs NJ)
Points..... 2 (4x; last 1-1=2, Mar. 7, 2020 vs NJ)

NHL SINGLE-SEASON HIGHS:

Games..... 53 (2019-20)
Goals..... 6 (2018-19)
Assists..... 5 (2018-19)
Points..... 11 (2018-19)


NHL CAREER-BEST STREAKS:

Goal..... 2 (2-0=2, Jan. 4-6, 2017)
Assist..... 1 (15x; last 0-1=1, Mar. 7, 2020)
Point..... 2 (3x; last 1-1=2, Feb. 7-8, 2019)

NHL MULTI-GOAL GAMES..... 0
NHL MULTI-POINT GAMES..... 4

CAREER VS. NHL TEAMS

	GP	G	A	PTS	PIM
Anaheim	3	0	0	0	2
Arizona	4	0	0	0	0
Boston	8	0	0	0	0
Buffalo	8	1	0	1	0
Calgary	5	0	0	0	2
Carolina	3	0	0	0	0
Chicago	3	0	1	1	0
Colorado	4	0	1	1	0
Columbus	5	1	1	2	2
Dallas	5	0	1	1	0
Detroit	8	1	0	1	11
Edmonton	7	1	0	1	0
Florida	8	2	1	3	5
Los Angeles	3	1	0	1	0
Minnesota	5	0	0	0	0
Montreal	9	1	0	1	2
Nashville	6	1	0	1	0
New Jersey	7	1	1	2	2
NY Islanders	6	2	1	3	0
NY Rangers	7	0	1	1	4
Ottawa	9	0	1	1	0
Philadelphia	5	0	1	1	4
Pittsburgh	7	0	0	0	2
St. Louis	4	0	1	1	0
San Jose	3	0	1	1	0
Tampa Bay	10	0	2	2	9
Toronto	10	2	0	2	4
Vancouver	5	2	1	3	0
Vegas	2	0	0	0	0
Washington	9	0	0	0	8
Winnipeg	7	2	0	2	0



CAREER: 2019-20: Played his first full NHL season with a career season-high 53 games ... Had one multiple-point game, a 1-1=2 effort on Mar. 7 vs. New Jersey which matched his previous career-high for points in a game ... His first goal and point as a Ranger was a short-handed score on Nov. 6 at Detroit and his two shorthanded points tied for second on the team ... Missed six games to injury and did not dress for 11 contests ... **2018-19:** Began the season in Charlotte/AHL with 6-17=23 totals in 31 games, including three assists Oct. 26 at Binghamton, before his recall to Carolina ... Established career NHL season-highs in goals, assists and points with 6-5=11 totals ... Led Carolina with a 22.2% shooting percentage ... Had three multiple-point games, all two-point efforts, on Jan. 4 vs. Columbus in his first NHL game of the season, Jan. 8 at NY Islanders and Jan. 23 at Vancouver ... Had points in consecutive games once, Feb. 7-8 (1-1=2 totals) ... Played his 100th NHL game on Jan. 20 at Edmonton ... Had 2-2=4 totals in 14 playoff games as the Hurricanes advanced to the Eastern Conference Final where they fell to Boston ... Scored his first NHL playoff goal and point with the game-winning goal on May 3 vs. NY Islanders ... **2017-18:** Began the season in Pittsburgh with 2-2=4 totals in 26 games, including points in consecutive games Oct. 12-14 (1-1=2 totals) ... Assigned to Wilkes-Barre/Scranton at the end of November and had 5-7=12 totals in 28 AHL games before his Feb. 26 trade to Carolina ... Was assigned to Charlotte/AHL and added 9-14=23 totals in 19 Checkers games ... Had points in 17 of 19 Charlotte games, including a 12-game point streak (9-9=18 totals) from Mar. 10-Apr. 7, which tied a club record ... **2016-17:** Began the season in Florida with 3-3=6 totals in 31 games ... Had goals in consecutive games Jan. 4-6 (two goals) ... Recorded his first NHL assist on Oct. 18 at Tampa Bay ... Assigned to Springfield/AHL on Feb. 19 and had 2-2=4 totals in seven Falcons games before he was claimed off waivers by Tampa Bay on Feb. 27 ... Had one assist (Mar. 27 vs. Chicago) in 15 Lightning games and his 46 combined NHL games were a then-season best ... **2015-16:** Played most of the season in Portland/AHL with 10-13=23 totals in 47 games ... Recorded his first professional hat trick on Oct. 23 vs. Albany ... Had two goals in 15 Florida games, including his first NHL goal and point on Mar. 29 vs. Toronto ... Played his first NHL playoff game on Apr. 17 at NY Islanders ... **2014-15:** Spent most of the season in Toronto/AHL with 22-15=37 totals in 62 Marlies games ... Was second on the team in goals and fourth overall in points ... Played three scoreless NHL games on two recalls to Toronto, Jan. 2-3 and Mar. 26 ... **2013-14:** Spent the season in Toronto/AHL, ranking third on the club in assists and points and fourth in goals with 19-28=47 totals in 65 Marlies games ... Had a 2-2=4 night on Nov. 16 vs. Charlotte ... Recalled for one game to Toronto, playing his first NHL game on Feb. 1 vs. Ottawa ... Added 3-3=6 totals in 14 AHL playoff games with all three goals proving game-winning tallies ... **2012-13:** Played his first full pro season with 8-15=23 totals in 61 Toronto/AHL games ... Recorded his first professional assist on Oct. 21 vs. Grand Rapids ... **2010-11:** Played two AHL games at the conclusion of his junior season ... Played his first pro game on Apr. 9 vs. Rochester and scored his first pro goal and point in the next game on Apr. 10 vs. Abbotsford ... **Juniors:** Played four seasons of junior hockey with Erie and London of the OHL with 125-145=270 totals in 262 combined games

... Had 106-123=229 totals in 232 Erie games, including a six-assist game on Oct. 7, 2011 vs. Owen Sound and four-goal games on Nov. 25, 2010 vs. Belleville and Feb. 16, 2011 vs. Owen Sound ... Traded to London on Jan. 5, 2012 and added 19-22=41 totals in 30 Knights games ... Had an 11-game point streak (10-11=21 totals) from Jan. 14-Feb. 9 ... Won an OHL championship with the Knights in 2011-12 and advanced to the Memorial Cup finals where they fell to Shawinigan.

TRANSACTIONS: Toronto's third pick, 62nd overall, in the 2010 NHL Entry Draft ... Acquired by Florida from Toronto for Zach Hyman, June 19, 2015 ... Claimed off waivers by Tampa Bay from Florida, Feb. 27, 2017 ... Signed by Pittsburgh as a free agent, July 1, 2017 ... Acquired by Carolina from Pittsburgh for Josh Jooris, Feb. 26, 2018 ... Signed by NY Rangers as a free agent, July 1, 2019 ... Signed by Boston as a free agent, Oct. 14, 2020.

ETC.: Single ... His great uncle, Lou Fontinato, played nine NHL seasons for the NY Rangers and Montreal ... Twitter, @gmckegg14.

CONTRACT STATUS: Is in year one of a one-year contract with an NHL cap figure of \$700,000.



GREG McKEGG



CAREER STATS

Season	Team	League	Regular Season										Playoffs						
			GP	G	A	PTS	PIM	PP	SH	GW	+/-	GP	G	A	PTS	PIM	PP	SH	GW
2008-09	Erie Otters	OHL	64	8	10	18	22	-	-	-	-	5	2	1	3	4	-	-	-
2009-10	Erie Otters	OHL	67	37	48	85	32	-	-	-	-	4	2	1	3	0	-	-	-
2010-11	Erie Otters	OHL	66	49	43	92	35	-	-	-	-	7	4	1	5	12	-	-	-
	Toronto Marlies	AHL	2	1	0	1	0	-	-	-	-	-	-	-	-	-	-	-	-
2011-12	Erie Otters	OHL	35	12	22	34	32	-	-	-	-	-	-	-	-	-	-	-	-
	London Knights	OHL	30	19	22	41	22	-	-	-	-	19	5	7	12	6	-	-	-
2012-13	Toronto Marlies	AHL	61	8	15	23	22	-	-	-	-	9	3	3	6	10	-	-	-
2013-14	Toronto Maple Leafs	NHL	1	0	0	0	0	0	0	0	Evn	-	-	-	-	-	-	-	-
	Toronto Marlies	AHL	65	19	28	47	31	-	-	-	-	14	3	3	6	10	-	-	-
2014-15	Toronto Maple Leafs	NHL	3	0	0	0	0	0	0	0	Evn	-	-	-	-	-	-	-	-
	Toronto Marlies	AHL	62	22	15	37	39	-	-	-	-	5	2	0	2	12	-	-	-
2015-16	Florida Panthers	NHL	15	2	0	2	2	0	0	0	+1	1	0	0	0	2	0	0	0
	Portland Pirates	AHL	47	10	13	23	22	-	-	-	-	3	1	0	1	2	-	-	-
2016-17	Florida Panthers	NHL	31	3	3	6	11	0	0	0	-5	-	-	-	-	-	-	-	-
	Tampa Bay Lightning	NHL	15	0	1	1	11	0	0	0	+2	-	-	-	-	-	-	-	-
	Springfield Falcons	AHL	7	2	2	4	2	-	-	-	-	-	-	-	-	-	-	-	-
2017-18	Pittsburgh Penguins	NHL	26	2	2	4	8	0	1	0	-4	-	-	-	-	-	-	-	-
	Wilkes-Barre/Scranton Penguins	AHL	28	5	7	12	10	-	-	-	-	-	-	-	-	-	-	-	-
	Charlotte Checkers	AHL	19	9	14	23	8	-	-	-	-	14	4	1	5	2	-	-	-
2018-19	Carolina Hurricanes	NHL	41	6	5	11	8	0	0	1	-2	14	2	0	2	4	0	0	1
	Charlotte Checkers	AHL	31	6	17	23	18	-	-	-	-	-	-	-	-	-	-	-	-
2019-20	New York Rangers	NHL	53	5	4	9	17	0	1	-	-2	3	0	0	0	2	0	0	0
NHL Totals			185	18	15	33	57	0	2	1	-10	18	2	0	2	8	0	0	1

KEVAN MILLER

Defense | 6'2" | 210 lbs. | Shoots Right | Hometown: Los Angeles, CA



86

Born:
November 15, 1987 in
Los Angeles, CA

NHL FIRSTS:

Game.....Nov. 21, 2013 vs STL
Goal/Point.....Dec. 8, 2013 at TOR
Assist.....Dec. 12, 2013 at EDM

NHL SINGLE-GAME HIGHS:

Goals.....1 (12x; last Dec. 27, 2017 vs OTT)
Assists.....1 (55x; last Mar. 31, 2019 at DET)
Points.....1 (67x; last 0-1=1, Mar. 31, 2019 at DET)

NHL SINGLE-SEASON HIGHS:

Games.....71 (2015-16)
Goals.....5 (2015-16)
Assists.....15 (2017-18)
Points.....18 (2015-16)


NHL CAREER-BEST STREAKS:

Goal.....1 (11x; last Apr. 2, 2017)
Assist.....3 (0-3=3, Jan. 2-7, 2018)
Point.....3 (4x; last 0-3=3, Jan. 2-7, 2018)

NHL MULTI-GOAL GAMES.....0
NHL MULTI-POINT GAMES.....0

CAREER VS. NHL TEAMS

	GP	G	A	PTS	PIM
Anaheim	7	0	1	1	2
Arizona	8	1	2	3	9
Boston	-	-	-	-	-
Buffalo	16	0	4	4	20
Calgary	8	0	1	1	2
Carolina	11	0	4	4	0
Chicago	9	1	0	1	2
Colorado	8	1	0	1	6
Columbus	11	0	3	3	44
Dallas	9	1	2	3	9
Detroit	14	1	3	4	2
Edmonton	8	0	2	2	5
Florida	14	0	4	4	4
Los Angeles	11	0	1	1	7
Minnesota	7	0	0	0	8
Montreal	17	0	0	0	36
Nashville	8	1	1	2	7
New Jersey	11	0	0	0	8
NY Islanders	12	1	3	4	4
NY Rangers	10	0	2	2	4
Ottawa	16	1	3	4	15
Philadelphia	15	1	3	4	18
Pittsburgh	13	0	3	3	6
St. Louis	9	0	1	1	2
San Jose	9	0	2	2	9
Tampa Bay	13	1	4	5	2
Toronto	15	1	3	4	12
Vancouver	8	1	1	2	5
Vegas	3	0	0	0	2
Washington	16	0	1	1	4
Winnipeg	7	0	1	1	7



CAREER: 2019-20: Began the season as a non-roster player, rehabilitating a knee injury suffered at the end of the 2018-19 campaign ... Activated onto the LTIR list on Nov. 4, but missed the remainder of the season due the knee rehabilitation ... **2018-19:** Had points in consecutive games once, Feb. 5-6 (0-2=2) ... His longest games-played stretch was 25 games from Dec.

27-Feb. 23 ... Played his 300th NHL game on Jan. 3 vs. Calgary ... Missed 43 games with injuries and missed the entire post-season with a fractured kneecap suffered during the regular season ... **2017-18:** Established a career season-high in assists with 15 ... Led the Bruins in penalty minutes with 70 and was second on the team with four fighting majors ... Had a three-game assist and point streak from Jan. 2-7 (three assists) ... Missed 12 games with injuries, did not dress [coach's decision] for one game and missed one other for the birth of his daughter ... **2016-17:** Had two three-game point streaks, which tied his previous career-best, from Jan. 5-8 (0-3=3 totals which was a career-best assist streak) and Jan. 24-31 (1-2=3) ... Had four major penalties for fighting ... Played his 200th NHL game on Mar. 4 vs. New Jersey ... Missed 24 games with injuries and illness, including 19 following October hand surgery ... **2015-16:** Set career season-highs in games, goals, assists and points with 5-13=18 totals ... Had a career-best three-game point streak from Jan. 13-16 (1-2=3 totals) and had points in consecutive games on three other occasions ... Played his 100th NHL game on Nov. 5 at Washington ... Missed 11 games with injuries ... **2014-15:** Led the team with a +20 plus/minus rating ... Had points in consecutive games for the second time in his career with single assists each on both Jan. 13 and 15 ... Scored the game-winning goal Jan. 29 at NY Islanders ... Suffered a dislocated shoulder in a fight with Buffalo's Nicolas Deslauriers on Oct. 18 and missed 13 games ... Underwent February surgery after aggravating the injury and missed the remainder of the season ... Did not dress [coach's decision] for two games ... **2013-14:** Began the season in Providence/AHL where he had 2-3=5 totals with 39 PIM in 19 games ... Recalled on

three occasions to Boston, from Nov. 20-28 (0-0=0 totals in three games, did not dress for one game); Dec. 2-18 (1-1=2 totals in six games, did not dress for one game); and Dec. 30-remainder of season (0-4=4 totals in 38 games) ... Had points in consecutive games once with single assists each on Mar. 4 and Mar. 6 ... Played his first NHL game on Nov. 21 vs. St. Louis, scored his first NHL point with the game-winning goal Dec. 8 at Toronto Maple Leafs and recorded his first NHL assist Dec. 12 at Edmonton ... Missed two games with an injury and did not dress [coach's decision] for five games ... Played his first NHL playoff game Apr. 20 vs. Detroit and recorded his first NHL playoff point with an assist on Apr. 22 at Detroit ... **2012-13:** Spent the season in Providence/AHL where he had 2-14=16 totals in 64 games and ranked fourth on the team with 71 penalty minutes ... **2011-12:** Played his first full professional season in Providence/AHL where he had 3-21=24 totals in 65 games ... Ranked third on the team with 98 PIM and finished second among club defensemen in scoring ... Had four multiple-point games and his shorthanded goal on Mar. 6 vs. Worcester was one of five team short-handers during the season ... **2010-11:** Signed an amateur try-out agreement with Providence on Mar. 18 at the end of his college career and played six scoreless AHL Bruins games ... Played his first professional game on Mar. 25 at Worcester ... **College:** Played four seasons of college hockey at the University of Vermont with 5-25=30 totals and 97 PIM in 144 career college games ... Served as co-captain in 2009-10 and captain in 2010-11 ... Was the team's rookie of the year in 2007-08 when he was the lone freshman to appear in all 39 games for the Catamounts.

TRANSACTIONS: Signed by Boston as a free agent, Oct. 21, 2011.

ETC: Full name, Kevan Michael Miller ... Nickname, Millsy ... Married, wife's name is Haley; daughter, Remi; son, Wyatt ... Attended the Berkshire School in Sheffield, Massachusetts where he played soccer and lacrosse in addition to hockey ... Earned a contract with the Bruins after coming to the 2011 training camp on a try-out agreement.

CONTRACT STATUS: Is in year one of a one-year contract with an NHL cap figure of \$1,250,000.



KEVAN MILLER



CAREER STATS

Season	Team	League	Regular Season											Playoffs						
			GP	G	A	PTS	PIM	PP	SH	GW	+/-		GP	G	A	PTS	PIM	PP	SH	GW
2007-08	University of Vermont Catamounts	HE	39	2	5	7	12	-	-	-	-		-	-	-	-	-	-	-	-
2008-09	University of Vermont Catamounts	HE	39	1	7	8	30	-	-	-	-		-	-	-	-	-	-	-	-
2009-10	University of Vermont Catamounts	HE	39	1	10	11	26	-	-	-	-		-	-	-	-	-	-	-	-
2010-11	University of Vermont Catamounts	HE	27	1	3	4	29	-	-	-	-		-	-	-	-	-	-	-	-
	Providence Bruins	AHL	6	0	0	0	9	-	-	-	-		-	-	-	-	-	-	-	-
2011-12	Providence Bruins	AHL	65	3	21	24	98	-	-	-	-		-	-	-	-	-	-	-	-
2012-13	Providence Bruins	AHL	64	2	14	16	71	-	-	-	-		9	0	5	5	10	-	-	-
2013-14	Boston Bruins	NHL	47	1	5	6	38	0	0	1	+20		11	0	2	2	8	0	0	0
	Providence Bruins	AHL	19	2	3	5	39	-	-	-	-		-	-	-	-	-	-	-	-
2014-15	Boston Bruins	NHL	41	2	5	7	15	0	0	1	+20		-	-	-	-	-	-	-	-
2015-16	Boston Bruins	NHL	71	5	13	18	53	0	0	0	+15		-	-	-	-	-	-	-	-
2016-17	Boston Bruins	NHL	58	3	10	13	50	0	0	1	+1		6	0	0	0	4	0	0	0
2017-18	Boston Bruins	NHL	68	1	15	16	70	0	0	0	+16		12	1	3	4	4	0	0	0
2018-19	Boston Bruins	NHL	39	0	7	7	35	0	0	0	+8		-	-	-	-	-	-	-	-
2019-20	Boston Bruins	NHL	- Did Not Play, Injured -																	
NHL & Boston Totals			324	12	55	67	261	0	0	3	+80		29	1	5	6	16	0	0	0



27

Born:
November 19, 1990 in
Winnetka, IL

NHL FIRSTS:

Game.....Feb. 5, 2011 vs. EDM
Goal/Point.....Oct. 25, 2011 vs. DET
Assist.....Dec. 29, 2011 at DAL

NHL SINGLE-GAME HIGHS:

Goals.....2 (Mar. 23, 2017 at TOR)
Assists.....2 (4x; last Jan. 8, 2019 vs MIN)
Points.....2 (9x; last 0-2=2, Jan. 8, 2019 vs MIN)

NHL SINGLE-SEASON HIGHS:

Games.....81 (2017-18)
Goals.....12 (2016-17)
Assists.....15 (2015-16)
Points.....22 (2016-17)


NHL CAREER-BEST STREAKS:

Goal.....2 (2x; last 2-0=2, Dec. 29-30, 2017)
Assist.....2 (14x; last 0-2=2, Jan. 7-13, 2018)
Point.....3 (1-2=3, Mar. 11-17, 2017)

NHL MULTI-GOAL GAMES.....1
NHL MULTI-POINT GAMES.....9

CAREER VS. NHL TEAMS

	GP	G	A	PTS	PIM
Anaheim	18	0	3	3	10
Arizona	17	1	2	3	13
Boston	11	0	1	1	10
Buffalo	22	2	2	4	0
Calgary	12	1	0	1	6
Carolina	24	0	6	6	14
Chicago	21	1	1	2	15
Colorado	15	3	2	5	2
Columbus	21	0	1	1	10
Dallas	14	2	3	5	8
Detroit	22	4	5	9	2
Edmonton	13	0	1	1	0
Florida	19	0	4	4	13
Los Angeles	15	2	2	4	4
Minnesota	12	1	2	3	14
Montreal	19	3	3	6	4
Nashville	19	0	2	2	6
New Jersey	14	0	3	3	2
NY Islanders	23	2	2	4	4
NY Rangers	11	1	0	1	2
Ottawa	17	3	2	5	4
Philadelphia	24	3	8	11	14
Pittsburgh	29	3	7	10	12
St. Louis	15	0	1	1	2
San Jose	17	0	2	2	9
Tampa Bay	22	1	2	3	8
Toronto	19	2	6	8	4
Vancouver	16	0	1	1	23
Vegas	3	0	1	1	2
Washington	19	3	2	5	2
Winnipeg	9	0	0	0	2



CAREER: 2019-20: Began the season on LTIR while rehabilitating a shoulder injury ... Was assigned to Providence/AHL on Dec. 1 on a conditioning stint and had one assist in one AHL Bruins game before his Dec. 2 return to Boston ... Played his first Boston game of the season on Dec. 5 vs. Chicago, recorded his first point with an assist on Dec. 7 vs. Colorado and scored

his two goals on Dec. 12 at Tampa Bay and Jan. 11 at NY Islanders ... His longest consecutive-games played stretch of the season was a 13-game span from Dec. 23-Jan. 19 ... Missed 27 games to injuries and did not dress (coach's decision) for 18 games ... **2018-19:** Had one multiple-point game, matching his career-high for assists and points in a game with two assists Jan. 8 vs. Minnesota ... Recorded his 100th NHL point with an assist on Oct. 20 at Vancouver and played his 500th NHL game on Mar. 9 vs. Ottawa ... Missed nine games with injuries and did not dress (coach's decision) for 12 games ... **2017-18:** Played a career season-high of 81 games ... Had one multiple-point game, a 1-1=2 effort on Oct. 19 at Ottawa ... Had points in consecutive games on five occasions, including goals in each game Dec. 29-30 ... Scored his first career shorthanded goal Oct. 7 vs. Colorado ... Had two overtime goals, Oct. 19 at Ottawa and Nov. 12 at Chicago ... Played his 400th NHL game Dec. 21 vs. NY Rangers ... Did not dress (coach's decision) for one game ... **2016-17:** Scored career season-highs in goals and points ... Had two multiple-point games, including his first career multiple-goal game Mar. 23 at Toronto ... Had a career-best three-game point streak from Mar. 11-17 (1-2=3 totals) ... Missed 17 games with a concussion suffered Dec. 31 vs. Washington ... **2015-16:** Recorded a career season-high of 15 assists ... Had two multiple-point games, both two-point efforts ... Had points in consecutive games on five occasions ... Played his 300th NHL game on Apr. 2 at Tampa Bay ... Had three overtime goals, becoming just the second defenseman in team history to do so in one season (Scott Niedermayer, 2001-02) ... Missed eight games with injuries ... **2014-15:** Had 1-5=6 totals in 38 Rangers games until his Mar. 1 trade to Arizona where he finished with 1-4=5 totals in 19 Coyotes games ... Had one multiple-point game, a 1-1=2 effort Mar. 24 at Detroit ... Had points in consecutive games twice ... Played his 200th NHL game on Jan. 13 vs. NY Islanders ... Missed five games Nov. 1-9 with an NHL-imposed suspension ... **2013-14:** Played his first full NHL season and finished third among club defensemen in goals and points with 4-11=15 totals ... Had one multiple-point game, a two-assist night Dec. 18 vs. Pittsburgh and had points in consecutive games four times ... Played his 100th NHL game on Oct. 3 at Phoenix ... Played in a career-high 21 post-season games as the Rangers advanced to the Stanley Cup Final vs. Los Angeles ... **2012-13:** Began the NHL lockout season in Springfield/AHL with 3-6=9 totals in 24 AHL games ... Recalled to Columbus on Jan. 13 and had one assist in 17 games (Feb. 2 vs. Detroit) before his Apr. 3 trade to NY Rangers ... Added 1-5=6 totals in 13 Rangers games ... Missed six Blue Jackets games with a shoulder injury ... **2011-12:** Began the season in Springfield/AHL with 1-1=2 totals in five games before his Oct. 22 recall to Columbus for the remainder of the season ... Had points in consecutive games twice ... Scored his first NHL goal on Oct. 25 vs. Detroit and recorded his first NHL assist in a two-assist night on Dec. 29 at Dallas, which was his first

career multiple-point game ... **2010-11:** Played most of his first professional season in Springfield/AHL with 5-19=24 totals in 73 Falcons games ... Played his first professional game on Oct. 8 at Providence ... Recalled twice to Columbus, from Feb. 4-13 (one scoreless game, did not dress for four games) and Feb. 17-19 (one scoreless game) ... Played his first NHL game on Feb. 5 vs. Edmonton ... **Juniors:** Played three seasons of junior hockey, two with the USHL Chicago Steel and one with the OHL's Kitchener Rangers ... Led Rangers defensemen in scoring in 2009-10 with 10-37=47 totals and was named to the OHL West All-Star Team ... Named USHL Defenseman of the Year and to the USHL First All-Star Team in 2008-09 ... **International:** Won a Bronze medal with Team USA at the 2015 World Championship (0-1=1 totals in nine games).

TRANSACTIONS: Columbus' first pick, 21st overall, in the 2009 NHL Entry Draft ... Traded to New York Rangers by Columbus with Derek Dorsett, Derick Brassard and 2014 sixth round draft pick (Chase Lang) for Marian Gaborik, Blake Parlett and Steve Delisle, Apr. 3, 2013 ... Traded to Arizona by New York Rangers with Anthony Duclair, 2015 second round draft pick (Oliver Kyllington) and 2016 first round draft pick (Dennis Cholowski) for Keith Yandle, Chris Summers and a 2016 fourth round draft pick (Tarmo Reunanen), Mar. 1, 2015 ... Signed by New Jersey as a free agent, July 1, 2015 ... Signed by Boston as a free agent, July 1, 2018.

ETC: Full name, John Carroll Moore, Jr. ... Married, wife's name is Elizabeth; daughters, Milly and Lucy ... Six of his nine career game-winning goals have been scored in OT.

CONTRACT STATUS: Is in year three of a five-year contract with an NHL cap figure of \$2,750,000.



JOHN MOORE



CAREER STATS

CAREER STATS			Regular Season										Playoffs							
Season	Team	League	GP	G	A	PTS	PIM	PP	SH	GW	+/-	GP	G	A	PTS	PIM	PP	SH	GW	
2007-08	Chicago Steel	USHL	56	4	11	15	26	-	-	-	-	7	0	2	2	2	-	-	-	
2008-09	Chicago Steel	USHL	57	14	25	39	50	-	-	-	-	-	-	-	-	-	-	-	-	
2009-10	Kitchener Rangers	OHL	61	10	37	47	53	-	-	-	-	20	4	12	16	2	-	-	-	
2010-11	Columbus Blue Jackets	NHL	2	0	0	0	0	0	0	0	Evn	-	-	-	-	-	-	-	-	
	Springfield Falcons	AHL	73	5	19	24	23	-	-	-	-	-	-	-	-	-	-	-	-	
2011-12	Columbus Blue Jackets	NHL	67	2	5	7	8	0	0	0	-23	-	-	-	-	-	-	-	-	
	Springfield Falcons	AHL	5	1	1	2	2	-	-	-	-	-	-	-	-	-	-	-	-	
2012-13	Columbus Blue Jackets	NHL	17	0	1	1	2	0	0	0	-5	-	-	-	-	-	-	-	-	
	New York Rangers	NHL	13	1	5	6	5	0	0	0	+9	12	0	1	1	2	0	0	0	
2013-14	Springfield Falcons	AHL	24	3	6	9	10	-	-	-	-	-	-	-	-	-	-	-	-	
	New York Rangers	NHL	74	4	11	15	25	0	0	2	+7	21	0	2	2	16	0	0	0	
2014-15	New York Rangers	NHL	38	1	5	6	19	0	0	0	+7	-	-	-	-	-	-	-	-	
2015-16	Arizona Coyotes	NHL	19	1	4	5	11	0	0	0	-11	-	-	-	-	-	-	-	-	
	New Jersey Devils	NHL	73	4	15	19	28	1	0	3	-12	-	-	-	-	-	-	-	-	
2016-17	New Jersey Devils	NHL	63	12	10	22	39	1	0	1	-7	-	-	-	-	-	-	-	-	
2017-18	New Jersey Devils	NHL	81	7	11	18	47	0	1	2	+3	5	0	1	1	12	0	0	0	
2018-19	Boston Bruins	NHL	61	4	9	13	26	2	0	1	Evn	10	0	0	0	0	0	0	0	
2019-20	Boston Bruins	NHL	24	2	1	3	11	0	0	0	-2	1	0	0	0	0	0	0	0	
	Providence Bruins	AHL	1	0	1	1	0	-	-	-	-	-	-	-	-	-	-	-	-	
NHL Totals			532	38	77	115	221	4	1	9	-34	49	0	4	4	30	0	0	0	
Boston Totals			85	6	10	16	37	2	0	1	-2	11	0	0	0	0	0	0	0	

DAVID PASTRNAK

Right Wing | 6'0" | 194 lbs. | Shoots Right | Hometown: Havirov, CZE REP



88

Born:
May 25, 1996 in
Havirov, CZE REP

NHL FIRSTS:

Game.....Nov. 24, 2014 vs PIT
Goal.....Jan. 10, 2015 at PHI
Assist/Point.....Dec. 1, 2014 at ANA

NHL SINGLE-GAME HIGHS:

Goals.....4 (Oct. 14, 2019 vs ANA;
3 (7x; Mar. 13, 2018 at CAR,
Oct. 13, 2018 vs DET, Nov. 10, 2018 vs TOR,
Mar. 27, 2019 vs NYR, Nov. 26, 2019 at MTL,
Jan. 9, 2020 vs WPG, Feb. 2, 2020 vs MTL)
Assists.....5 (Oct. 27, 2020 vs NYR)
Points.....5 (2x; last 0-5=5, Oct. 27, 2020 vs NYR)

NHL SINGLE-SEASON HIGHS:

Games.....82 (2017-18)
Goals.....48 (2019-20)
Assists.....47 (2019-20)
Points.....95 (2019-20)

NHL CAREER-BEST STREAKS:

Goal.....5 (9-0=9, Oct. 14-26, 2019)
Assist.....7 (0-10=10, Dec. 7-31, 2019)
Point.....13 (15-15=30, Oct. 8-Nov. 5, 2019)

NHL MULTI-GOAL GAMES:


.....31

NHL MULTI-POINT GAMES:

.....100

CAREER VS. NHL TEAMS

	GP	G	A	PTS	PIM
Anaheim	10	5	4	9	6
Arizona	11	3	8	11	4
Boston	-	-	-	-	-
Buffalo	18	6	9	15	2
Calgary	11	5	6	11	6
Carolina	13	7	6	13	12
Chicago	10	3	2	5	6
Colorado	10	4	3	7	14
Columbus	13	5	9	14	2
Dallas	11	3	6	9	0
Detroit	18	9	10	19	6
Edmonton	9	7	2	9	2
Florida	20	8	8	16	10
Los Angeles	9	1	2	3	2
Minnesota	8	3	4	7	0
Montreal	19	14	8	22	10
Nashville	9	4	4	8	0
New Jersey	15	4	8	12	2
NY Islanders	15	4	8	12	12
NY Rangers	17	8	14	22	8
Ottawa	18	9	15	24	10
Philadelphia	16	9	6	15	14
Pittsburgh	14	8	13	21	4
St. Louis	7	1	4	5	2
San Jose	7	3	1	4	2
Tampa Bay	24	14	10	24	19
Toronto	18	13	10	23	6
Vancouver	11	4	4	8	2
Vegas	5	3	3	6	2
Washington	15	5	8	13	6
Winnipeg	9	8	4	12	0



CAREER: Has a 4/23 record in NHL shootouts (one deciding goal) ... Has taken three career penalty shots (one goal) ... Has played in two NHL All-Star Games (2019, MVP in 2020) ... **2019-20:** Hit the 30-goal mark for the fourth straight season and set career season-highs in goals (48), assists (47) and points (95) while winning his first team scoring title ... Is the first Bruin to score

40 goals in a season since 2002-03 (Glen Murray) and his 48 goals are the most in a season since Cam Neely netted 50 in 1993-94 ... Ranked tied for first in the NHL with 48 goals, sharing the Maurice "Rocket" Richard Trophy with Alex Ovechkin and tied for third overall in the NHL with 95 points (Artemi Panarin) ... Ranked fifth in points per game (1.36), first in power play goals (20), third in power play points (38) and tied for first in game-winning goals (10, Leon Draisaitl) ... Tied a club mark and led the NHL with 15 first goals of game ... Had 29 multiple-point games, including tying a club record with four goals on Oct. 14 vs. Anaheim ... Had five assists on Oct. 27 at NY Rangers, a new game-high in assists and tying his previous game-high in points ... Had four hat tricks, numbers five-eight career - with the four-goal effort and three goals each Nov. 26 at Montreal, Jan. 9 vs. Winnipeg and Feb. 12 vs. Montreal ... It was the most hat tricks by a Bruin in a season since 1974-75 (Phil Esposito, Bobby Orr) ... Had a career-best 13-game point streak from Oct. 8-Nov. 5 (15-15=30 totals) and a 12-game point streak from Dec. 14-Jan. 9 (9-10=19) ... Had a career-best five-game goal streak from Oct. 14-26 [nine goals], which was tied for the second-longest in the NHL this season, and a career-best seven-game assist streak from Dec. 17-31 (ten assists) ... Scored 12 goals each in the months of October and November, and was just the fourth player in NHL history to accomplish that feat, joining Mario Lemieux, Mike Bossy and Wayne Gretzky ... Factored into seven straight team goals (6-1=7 totals) from Oct. 14-17, which is the longest such stretch since he had an eight-goal streak in 2018-19 and is two shy of the team record of nine held by Phil Esposito (1973-74) and Ray Bourque (1993-94) ... Also factored into six consecutive game-opening goals (4-2=6) from Dec. 27-Jan. 7, becoming just the eighth player in NHL history to do so ... Scored his 150th NHL goal on Nov. 19 at New Jersey, becoming the second-fastest Bruin to reach that milestone (341th career game) behind Barry Pederson (316) ... Was the fourth Bruin in history to record 300 points (Oct. 22 vs. Toronto, 329th game) prior to his 350th game, joining Pederson, Bobby Orr and Ray Bourque ... Scored his 25th goal in his 27th game, which were the fastest 25 goals by a Bruin since Cam Neely in 1993-94 (22) and he joined Phil Esposito, Herb Cain, Cooney Weiland and Neely as the only five Bruins with that scoring pace ... Scored his 30th goal in his 42nd game, becoming the fastest Bruin to that mark since Neely in 1993-94 (27) ... Ranked third on the team in playoff scoring with 3-7=10 totals in ten post-season games ... Had points in six of his ten games played, including in four straight from Aug. 19-26 (1-6=7) ... Had four multiple-point playoff games, all two-point nights ... Recorded his 50th and 51st career playoff points in his 49th NHL playoff game on Aug. 25 at Tampa Bay, becoming just the seventh active player to record 50 points in 50 or fewer playoff games ... Was named MVP of the mid-season All-Star Game ... **2018-19:** Hit the 30-goal mark for the third straight season ... Scored his 20th in his 28th game, which were the fastest

20 goals by a Bruin since Cam Neely in 1993-94 (19) and he scored his 30th in his 51st game, which were the fastest 30 since Neely that same season (27) ... Also established a career season-high in points (81) ... Ranked seventh in the NHL with 1.22 points per game and tied for fourth overall with 17 power play goals ... Had 23 multiple-point games, including a career-high for points in a game with a 3-2=5 effort Mar. 27 vs. NY Rangers ... Also had three four-point games ... Had three hat tricks, numbers two-four career - on Oct. 13 vs. Detroit, Nov. 10 vs. Toronto and Mar. 27 vs. NY Rangers - and was the first Bruin with three hat tricks in a season since Neely had three in 1993-94 ... Had a seven-game point streak from Jan. 19-Feb. 9 (4-7=11) with a six-game point streak from Oct. 4-18 (8-3=11) ... Scored 11 goals in the month of October, which was the third-highest October goal total in Bruins history (Phil Esposito, 14 in 1973-74 and Charlie Simmer, 12 in 1985-86) ... Factored into eight straight team goals (3-5=8 totals) from Jan. 19-Feb. 5, which is the second-longest such stretch in team history [nine each by Phil Esposito in 1973-74 and Ray Bourque in 1993-94] ... Scored his 100th NHL goal on Oct. 13 vs. Detroit, becoming the third-fastest Bruin to reach that milestone (259th career game) behind Barry Pederson (187) and Dit Clapper (247) ... Was also the third-fastest Czech player to hit that mark, behind Petr Klima (231) and Jaromir Jagr (245) ... Played his 300th NHL game Jan. 14 vs. Montreal ... Played in the 2019 NHL All-Star Game and won the shooting accuracy contest during the Skills Competition ... Missed 16 games with a left thumb injury which required surgery ... Added 9-10=19 totals in 24 playoff games, ranking second in the team's post-season scoring race ... Tied for third in the NHL in points, tied for fifth in goals, tied for third in power play goals (3) and third in power play points (9) ... Had six multiple-point playoff games, including the series-clinching goal and two assists on May 16 in Carolina ... Had a three-game playoff point streak from Apr. 17-21 (2-3=5) ... **2017-18:** Established career season-highs in games and assists ... Was one of two Bruins (Tim Schaller) to play in all 82 games ... Had 18 multiple-point games with his season-high a 3-1=4 effort Mar. 13 at Carolina which was his first career hat trick and tied his previous career-high for points in a game ... The three goals came in a span of 7:26 which was the fastest hat trick by a Bruin since Mar. 13, 2003 (Martin Lapointe vs. New Jersey, 5:15) ... Had a 12-



DAVID PASTRNAK



game point streak from Nov. 22-Dec. 18 (5-9=14 totals) ... Also had a ten-game point streak from Jan. 17-Feb. 7 (4-8=12), which included a six-game assist streak (Jan. 18-Feb. 1, six assists) ... Had a Gordie Howe hat trick with a goal, assist and fight (Dan Girardi) on Mar. 29 vs. Tampa Bay ... Played his 200th NHL game Dec. 13 at Detroit, recorded his 100th NHL assist Mar. 6 vs. Detroit and registered his 200th NHL point with an assist on Mar. 31 vs. Florida ... Was second in the NHL in playoff points through two rounds and led all post-season performers in assists at that point with 6-14=20 totals in 12 games ... Had five multiple-point playoff games, including tying a team record for points in a playoff game with a 3-3=6 night Apr. 14 vs. Toronto ... He became the youngest player in NHL history with a six-point playoff game and it was the first playoff hat trick by a Bruin since May 8, 2013 (David Krejci) ... Set a career-high for assists in a playoff game with four on Apr. 28 at Tampa Bay ... Had 4-5=9 totals in the first two games of the first round vs. Toronto, which tied the NHL record for most points by a player in the first two games of a post-season (Phil Esposito, 1969) ... Had a five-game playoff point streak from Apr. 25-May 4 (2-7=9) ... **2016-17:** Finished second in the team's scoring race ... Was just the third player in team history to hit the 30-goal mark before his 21st birthday, joining Barry Pederson and Patrice Bergeron ... Had 18 multiple-point games with his season-high a 2-2=4 night on Oct. 13 at Columbus where he was also a +6 ... Had three-assist nights each on Jan. 10 at St. Louis and Feb. 1 at Washington ... Had an 11-game point streak from Feb. 23-Mar. 16 (6-9=15 totals) ... That was the longest such streak by a Bruin since Bergeron in 2014 (12 games) ... Also had a career-best four-game goal streak from Nov. 3-8 (4-1=5) ... Scored the deciding shootout goal on Dec. 1 vs. Carolina ... Scored the overtime goals on Dec. 5 vs. Florida and Jan. 24 vs. Detroit ... Played his 100th NHL game on Oct. 17 at Winnipeg and recorded his 100th NHL point with the game-winning goal on Feb. 11 vs. Vancouver ... Missed five games with injuries and missed two games with an NHL-imposed suspension for an Oct. 26 incident at New York Rangers ... Tied for the club's post-season scoring lead with 2-2=4 totals in six games ... Played his first NHL playoff game on Apr. 12 in Ottawa in game one with his first career playoff assist and point in that game ... Scored his first NHL playoff goal on Apr. 17 vs. Ottawa ... Had a three-game playoff point streak from Apr. 12-17 (1-2=3) ... **2015-16:** Established career season-highs in games and goals ... Had six multiple-point games, all two-point efforts including two two-goal nights ... Had two three-game point streaks, from Jan. 19-23 (2-2=4 totals) and Mar. 10-15 (3-1=4 totals) ... Became the youngest Bruin in team history to score a penalty shot goal when he converted vs. Pittsburgh's Marc-Andre Fleury on Feb. 24 ... Missed 24 games with injuries ... Had three stints in Providence/AHL with 1-3=4 totals in three AHL Bruins games ... **2014-15:** Was the youngest player in both the National and American Hockey Leagues ... Split the season

between Boston and their AHL affiliate in Providence, where he finished fourth in the AHL Bruins scoring race with 11-17=28 totals despite playing in just 25 AHL games ... Recalled twice to Boston - from Nov. 24-Dec. 10 (0-1=1 totals in five games) and Jan. 6-Apr. 13 (11-16=27 totals in 41 games)

... Had six multiple-point games, all two-point efforts and including two two-goal nights ... Had a four-game point streak from Mar. 8-14 (2-2=4 totals) and two three-game streaks as well ... Was the team's leading scorer over the second half of the season with 26 points in 41 games ... Scored an overtime goal on Mar. 29 at Carolina ... Played his first NHL game on Nov. 24 vs. Pittsburgh and recorded his first NHL assist and point on Dec. 1 at Anaheim ... Scored his first NHL goals in a two-goal night on Jan. 10 at Philadelphia, becoming the youngest Bruin to score a goal since Patrice Bergeron netted his first tally on Oct. 18, 2003 ... Followed that with two goals on Jan. 13 vs. Tampa Bay, becoming the first Boston rookie with consecutive multiple-goal games since Milan Jurcina on Jan. 7 and Jan. 10, 2006 ... Did not dress (coach's decision) for two games ... **Europe:** Played two seasons in Sweden for both the Sodertalje junior and senior teams ... Had 13-18=31 totals and 67 PIM in 37 games with the junior squad and 10-17=27 totals and 24 PIM in 52 contests with the senior team ... **International:** Played for the Czech Republic in the 2014 (1-2=3 totals in five games), 2015 (1-6=7 totals in five games) and 2016 (1-3=4 totals in four games) World Junior Championships and also in the 2016 (1-5=6 totals in eight games), 2017 (1-6=7 totals in eight games) and 2018 (4-2=6 totals in five games) World Championships ... Played in the 2016 World Cup of Hockey as well (0-0=0 totals in three games).

AWARDS: Maurice "Rocket" Richard Trophy (2019-20) ... NHL First All-Star Team (2019-20)

TRANSACTIONS: Boston's first pick, 25th overall, in the 2014 NHL Entry Draft.

ETC.: Full name, David Pastrnak ... Nickname, Pasta ... Single ... Was the first teenager in Bruins history to score a regular season overtime goal (Mar. 29, 2015 at Carolina) and also the youngest player in team history to score a penalty shot goal (Feb. 24, 2016 vs. Pittsburgh) ... Has been named the Czech Republic Player of the Year by that country's federation for four consecutive seasons, 2016-17, 2017-18, 2018-19 and 2019-20 ... Twitter, @pastrnak96.

CONTRACT STATUS: Is in year four of a six-year contract with an NHL cap figure of \$6,670,000.



DAVID PASTRNAK



CAREER STATS

Season	Team	League	Regular Season										Playoffs							
			GP	G	A	PTS	PIM	PP	SH	GW	+/-		GP	G	A	PTS	PIM	PP	SH	GW
2012-13	Sodertalje	Sweden Jr.	36	12	17	29	67	-	-	-	-		4	2	2	4	10	-	-	-
	Sodertalje	Sweden 2	16	2	1	3	0	-	-	-	-		-	-	-	-	-	-	-	-
2013-14	Sodertalje	Sweden 2	36	8	16	24	24	-	-	-	-		-	-	-	-	-	-	-	-
	Sodertalje	Sweden Jr.	1	1	1	2	0	-	-	-	-		2	0	0	0	0	0	0	0
2014-15	Boston Bruins	NHL	46	10	17	27	8	2	0	3	+12		-	-	-	-	-	-	-	-
	Providence Bruins	AHL	25	11	17	28	12	-	-	-	-		3	0	0	0	0	-	-	-
2015-16	Boston Bruins	NHL	51	15	11	26	20	0	0	2	+3		-	-	-	-	-	-	-	-
	Providence Bruins	AHL	3	1	3	4	2	-	-	-	-		-	-	-	-	-	-	-	-
2016-17	Boston Bruins	NHL	75	34	36	70	34	10	0	6	+11		6	2	2	4	6	1	0	0
2017-18	Boston Bruins	NHL	82	35	45	80	37	13	0	5	+10		12	6	14	20	8	1	0	0
2018-19	Boston Bruins	NHL	66	38	43	81	32	17	0	4	+6		24	9	10	19	4	3	0	2
2019-20	Boston Bruins	NHL	70	48	47	95	40	20	0	10	+21		10	3	7	10	2	2	0	0
NHL & Boston Totals			390	180	199	379	171	62	0	30	+63		52	20	33	53	20	7	0	2

TUUKKA RASK



Goal | 6'2" | 185 lbs. | Catches Left | Hometown: Tampere, FIN

40

Born:
March 10, 1987 in
Savonlinna, FIN

NHL FIRSTS:

Game..... Nov. 20, 2007 at TOR
Win..... Nov. 20, 2007 at TOR

NHL SINGLE-SEASON HIGHS:

Games.....70 [2014-15]
Wins.....37 [2016-17]

NHL CAREER-BEST STREAKS:

Win.....8 [Jan. 13-Feb. 6, 2018]
Point.....21 [19-0-2, Nov. 28, 2017-Feb. 6, 2018]

NHL SHUTOUTS, REGULAR SEASON.....50

[2009-Jan. 31 vs NYR, Oct. 31, vs EDM, Dec. 30 vs ATL; 2010-Feb. 7 at MTL, Mar. 23 at ATL, Mar. 30 at NJ, Nov. 18 vs FLA; 2011-Mar. 1 at OTT, Dec. 13 vs LA; Dec. 23 vs FLA; 2012-Jan. 5 vs CGY; 2013-Feb. 2 at TOR, Mar. 9 vs PHI, Mar. 23 at TOR, Apr. 4 vs NJ, Apr. 21 vs FLA, Apr. 25 vs TB; Oct. 19 at TB, Nov. 11 vs TB, Dec. 17 vs CGY, Dec. 27 vs OTT; 2014-Jan. 11 at SJ, Mar. 6 vs WSH, Mar. 27 vs CHI, Nov. 18 vs STL; 2015-Jan. 15 vs NYR, Mar. 14 vs PIT; Oct. 27 vs ARI, Nov. 21 vs TOR, Dec. 5 at VAN, Dec. 16 vs PIT; 2016-Oct. 29 at DET, Nov. 7 vs BUF, Nov. 13 at COL, Dec. 18 vs LA, 2017-Jan. 7 at FLA, Feb. 12 vs MTL, Mar. 30 vs DAL, Apr. 4 vs TB, Dec. 2 at PHI, Dec. 30 at OTT; 2018-Mar. 17 at TB; 2019-Jan. 8 vs MIN, Feb. 3 at WSH, Mar. 2 vs NJ, Mar. 19 at NYI, Oct. 12 vs NJ, Oct. 26 vs STL; 2020-Feb. 4 vs VAN, Feb. 29 at NYI, Mar. 10 at PHI]

NHL SHUTOUTS, PLAYOFFS.....7

[2013-June 1 at PIT, June 7 vs PIT, June 17 vs CHI; 2014-Apr. 22 vs DET, May 8 at MTL; 2019-May 6 at CMB, May 16 at CAR]

CAREER VS. NHL TEAMS

	GP	W-L-O	GAA	SV%	SO
Anaheim	8	1-6-1	3.62	.865	0
Arizona	13	12-1-0	1.69	.939	1
Boston	-	-	-	-	-
Buffalo	27	17-7-1	2.08	.933	1
Calgary	11	6-2-3	2.02	.927	2
Carolina	17	9-4-3	2.28	.928	0
Chicago	12	6-2-2	2.56	.912	1
Colorado	8	1-6-1	2.35	.919	1
Columbus	18	9-4-3	2.63	.907	0
Dallas	12	8-2-2	1.95	.938	1
Detroit	26	14-8-3	2.52	.906	1
Edmonton	10	5-3-2	2.63	.905	1
Florida	30	22-6-2	1.78	.939	4
Los Angeles	10	5-3-2	2.54	.915	2
Minnesota	10	6-3-1	1.97	.934	1
Montreal	35	13-17-4	2.40	.917	2
Nashville	10	5-1-2	2.26	.922	0
New Jersey	17	10-4-2	1.32	.952	4
NY Islanders	24	17-5-1	1.88	.937	2
NY Rangers	23	9-8-4	2.33	.920	2
Ottawa	31	17-8-4	2.09	.928	3
Philadelphia	22	15-2-4	1.94	.934	3
Pittsburgh	19	10-6-3	2.58	.917	2
St. Louis	14	7-2-4	1.97	.929	2
San Jose	10	7-3-0	2.88	.906	1
Tampa Bay	32	18-12-2	2.65	.902	5
Toronto	31	19-7-2	2.12	.926	2
Vancouver	12	4-7-1	3.13	.886	2
Vegas	3	2-1-0	2.01	.932	0
Washington	20	3-11-5	3.09	.892	2
Winnipeg	21	14-7-0	1.98	.932	2



CAREER: Has won one Stanley Cup championship [2011 with Boston] ... Has a 24-33 record in NHL shootouts [65 goals allowed on 228 shots] ... Has faced 14 career penalty shots, 11 regular season and three playoff [six goals allowed] ... Has played in one NHL All-Star Game [2017] ... **2019-20:** Led the NHL with a 2.12 GAA, ranked second with a .929 save percentage and

was seventh in wins [26] ... His five shutouts [46-50 career] tied for second overall in the NHL - 3-0 vs. New Jersey on Oct. 12, 3-0 vs. St. Louis on Oct. 26, 4-0 vs. Vancouver on Feb. 4, 4-0 at NY Islanders on Feb. 29, and 2-0 at Philadelphia on Mar. 10 ... Allowed two goals or less in 26 of his 40 full games ... Opened the season with a 20-game home point streak at 16-0-4, as he did not suffer his first home loss until Feb. 25 vs. Calgary, a club record for home point streak from the start of a season, breaking Gilles Gilbert's 16-0-1 mark in 1973-74 and tied with Tiny Thompson [20-0-0] for longest home point streak overall in club history ... Had a ten-game point streak from Dec. 17-Feb. 8 [7-0-3] and two eight-game point streaks from Oct. 3-Nov. 2 [7-0-1] and Nov. 12-Dec. 5 [6-0-2] ... Suffered consecutive regulation losses on just three occasions ... Played his 500th NHL game on Oct. 22 vs. Toronto [4-2 win], becoming the 72nd goaltender in NHL history to reach that milestone ... Dressed as backup for 26 games ... Missed three games with a concussion ... Played in four post-season games with a 1-3 record, 2.57 GAA and .904 save percentage before opting out of the Toronto bubble on Aug. 15 for family reasons ... That snapped his post-season starts streak (non-round robin play) at 78 straight games ... **2018-19:** Allowed two goals or less in 24 of his 42 full games ... Had a 19-game point streak from Dec. 29-Mar. 9 at 16-0-3, which was the second-longest such streak of his career ... He is just the second goaltender in NHL history with two point streaks of 17-or-more games [Pete Peeters] ... Had four shutouts, numbers 42-45 of his career ... Played his 469th NHL game in the Winter Classic vs. Chicago on Jan. 1, passing Cecil "Tiny" Thompson with the most games played by a goaltender in Bruins history ... His 1-0 win at Washington on Feb. 3 was his 253rd career victory, passing Thompson in establishing a new club record for wins by a goaltender ... Faced two penalty shots, stopping Philadelphia's Scott Laughton on Jan. 31 and allowing a goal to San Jose's Logan Couture on Feb. 18 ... Dressed as backup for 33 games ... Missed one game with a concussion and did not dress for two games on a leave of absence from the team ... Went 15-9 with a 2.02 goals against average, .934 save percentage and two shutouts in 24 playoff games ... Ranked second overall in the NHL in goals against average, save percentage and wins and tied for first in shutouts ... Had an eight-game win streak from May 2-27, the second-longest such playoff streak in team history [Gerry Cheevers, 10] ... Had two shutouts, in the series-clinching games vs. Columbus and Carolina, which were his second and third such shutouts, the most by a goaltender in team history ... Faced two penalty shots, allowing a goal to Toronto's Mitch Marner on Apr. 11 and stopping Columbus' Boone Jenner on May 2 ... Became the third active goaltender with 50 NHL playoff wins with that milestone game on June 9 in St. Louis ... **2017-18:** Hit the 30-win mark for the fifth straight season, becoming the first goaltender in team history with five 30-win campaigns ... Tied for sixth in the NHL in both goals against average and wins ... Allowed two goals or less

in 29 of his 51 complete games, including three shutouts ... Had a career-best 21-game point streak from Nov. 28-Feb. 6, going 19-0-2 in that stretch ... It was the fourth-longest point streak by a Boston goaltender in team history ... Also had an 11-game point streak at 10-0-1 from Feb. 27-Mar. 31 ... Played his 400th NHL game Oct. 28 vs. Los Angeles ... Dressed as backup for 26 games ... Missed two games with a concussion ... **2016-17:** Hit the 30-win mark for the fourth straight season with a career-high of 37, becoming just the second goaltender in team history with four 30-win campaigns [Tim Thomas] ... Had a career-high eight shutouts, which ranked second in the NHL, and moved into second place on the team's all-time shutouts list with 38 ... Lost a shutout bid with five minutes or less remaining in regulation play on six other occasions ... Had two assists on Oct. 17 at Winnipeg, which was the first multiple-point game ever by a Boston goaltender ... Won 11 of his first 13 starts which was the best start by a Bruins goaltender since 1973-74 ... Stopped Philadelphia's Jakub Voracek on a penalty shot on Nov. 29 ... Dressed as backup for 13 games ... Played in his first NHL All-Star Game on Jan. 29 in Los Angeles ... Recorded his 200th NHL win on Mar. 13 at Vancouver ... Missed four games to injuries ... **2015-16:** Hit the 20-win mark for the fourth time in his career and the 30-win mark for the third straight season ... Tied his career-best point streak with a ten-game stretch from Nov. 21-Dec. 18 [8-0-2] ... Had four shutouts and allowed two goals or less in 34 of his 58 complete games ... Faced two penalty shots, allowing goals to Columbus' Alexander Wennberg on Feb. 16 and to Tampa Bay's Steven Stamkos on Feb. 28 ... Played his 300th NHL game on Jan. 21 vs. Vancouver ... Dressed as backup for 17 games ... **2014-15:** Played a career season-high 70 games, which tied the club record for most by a goaltender in a season [Jack Gelineau, 1950-51; Jim Henry, 1951-52, 1952-53 and 1953-54; and Eddie Johnston, 1963-64], and included a career-high 18 straight regular season games from Jan. 10-Feb. 24 [played 22 straight in the 2013 post-season] ... It was the most consecutive regular season games played by a Boston goaltender since Tim Thomas also played 18 straight from Jan. 27-Mar. 3, 2007 ... Allowed two goals or fewer in 42 of his 64 complete games ... Tied his previous career-best point streak with a ten-game stretch in which he went 7-0-3 from Dec. 21-Jan. 15 ... Had three shutouts ... Faced one penalty shot, stopping Toronto's Phil Kessel on Dec. 31 ... Played



TUUKKA RASK



his 200th NHL game on Oct. 15 in Detroit ... Dressed as backup for ten games and missed two games to illness or injury ... Was named the NHL's Third Star for the month of January, during which he went 7-1-3 with a 1.61 goals against average and .949 save percentage ... **2013-14:** Led the NHL in shutouts (7), ranked second in save percentage (.930), fourth in goals against average (2.04) and fifth in wins (36) while compiling career season-highs in games and minutes played, wins and shutouts ... Allowed two goals or fewer in 38 of his 58 starts, including seven shutouts ... Had a career-best ten-game point streak from Mar. 2-30 (9-0-1 record) which included a seven-game win streak which matched his previous career-best ... Faced two penalty shots, allowing a goal by Dallas' Vern Fiddler on Nov. 5 and stopping NY Rangers' Chris Kreider on Nov. 19 ... Did not play in consecutive games just twice ... Recorded his 100th NHL/Bruins win with a 4-3 shootout victory on Mar. 30 at Philadelphia ... Dressed as backup for 23 games and did not dress for one game ... Allowed two goals or fewer in seven of his 12 playoff games ... Recorded two post-season shutouts with a 3-0 win on Apr. 22 vs. Detroit and a 1-0 overtime victory on May 8 in Montreal ... Won four straight playoff games from Apr. 20-26 ... **2012-13:** Ranked among the NHL goaltending leaders in goals against average (2.00, tied for fourth); save percentage (third at .929) and shutouts (tied for first with five) ... Allowed two goals or fewer in 24 of his 34 complete games ... Faced 30-or-more shots in 13 games with his season-high 42 by Carolina in a 6-2 win on Apr. 8 ... Had five shutouts ... Had an eight-game point streak at 7-0-1 from Feb. 2-29 (1.36 GAA and .951 Sv %age) which included a five-game win streak from Feb. 17-29 ... 20 of his 34 decisions were one-goal games (9-5-5 record) with another four games two-goal losses involving empty net goals against ... Recorded his fourth career assist on Apr. 20 vs. Pittsburgh ... Went 4-2 in shootouts (seven goals on 26 shots) ... Dressed as backup for 12 games ... Led the post-season in save percentage and shutouts (tied), was second in wins and fourth in goals against average ... Recorded his first three career playoff shutouts with a 3-0 win at Pittsburgh on June 1, a 1-0 win in the clinching game four vs. the Penguins on June 7 and 2-0 vs. Chicago on June 17 ... Set a club record for home playoff shutout streak at 193:16 spanning game four of the CF and game three of the SCF ... Twice set career-highs for shots faced in a playoff game with 54 against in a 2-1 double-overtime win vs. Pittsburgh on June 5 and 63 in the triple-overtime 4-3 loss in game one of the Stanley Cup Final vs. Chicago on June 12 ... Had a career-best five-game post-season win streak from May 25-June 7 ... Set a club record for fewest goals allowed in a four-game playoff series as he allowed just two to Pittsburgh in the Conference Final (0.44 GAA in that series) ... Played 17 games with Plzen in the Czech Republic during the lockout with a 10-7-0 record and 2.13 goals against average in those games ... **2011-12:** Allowed two goals or fewer in 12 of his complete games ... Had three shutouts, including in consecutive starts Dec. 13 and 23, which were the first back-to-back shutouts of his career and encompassed a career-best 170:26 shutout span ... Had a career-best seven-game win streak from Dec. 10-Jan. 16 with an 0.93 goals against average and .970 save percentage in that stretch ... Faced the team's only penalty shot against, stopping Winnipeg's Chris

Thorburn on Jan. 10 ... Played his 100th NHL game on Feb. 17 at Winnipeg ... Dressed as backup for 40 games ... Missed 19 regular season and five playoff games to injury ... **2010-11:** Matched his career-best with a four-game win streak from Feb. 17-Mar. 1 ... Had two shutouts ... Faced one penalty shot, allowing a goal to NY Islanders' Frans Nielsen on Dec. 9 ... Faced 30-or-more shots in 20 of his 25 complete games including 41 shots each Nov. 11 vs. Montreal and Nov. 18 vs. Florida ... Dressed as backup for 53 regular season and 25 playoff games ... **2009-10:** Led the NHL with a 1.97 GAA and .931 save percentage ... Was the first Boston goaltender with a GAA below 2.00 since 1998-99 and his 1.97 was the lowest by any Boston netminder since 1938-39 ... Had five shutouts on the season, including a 1-0/OT win in New Jersey on Mar. 30 ... Had a seven-game point streak from Nov. 19-Dec. 10 (6-0-1) and six-game point streaks each from Feb. 4-13 (4-0-2) and Mar. 30-Apr. 10 (5-0-1) ... Started a career-best seven straight games twice - from Feb. 4-Mar. 2 (4-1-2) and Mar. 30-Apr. 10 (5-0-1) ... Faced his first career penalty shot Mar. 23 in Atlanta, stopping Colby Armstrong ... Dressed as backup for 34 games ... Missed three games to injury ... Went 7-6 with a 2.61 GAA and .912 save percentage while playing in all 13 post-season games ... Became just the second goalie in league history to assist on an overtime goal (Dominik Hasek) with a helper in double overtime Apr. 21 vs. Buffalo ... Stopped his first career playoff penalty shot, an attempt by Philadelphia's Ville Leino on May 12 ... Played his first NHL playoff game Apr. 15 at Buffalo (2-1 loss) with his first career playoff win a 5-3 victory in Buffalo Apr. 17 ... **2008-09:** Spent most of the season with Providence/AHL with a 33-20-4 record and 2.50 GAA in 57 games ... Tied for second in the AHL in wins ... Played in all 16 Providence playoff games as the AHL Bruins advanced to the Eastern Conference Final ... Recalled on three occasions to Boston - Jan. 10 (dressed as backup for one game); Jan. 12-13 (dressed as backup for one game); and Jan. 26-Feb. 2 (1-0-0 in one game played, dressed as backup for three games) ... Played his lone NHL game of the season with his first career shut-out in a 1-0 performance vs. New York Rangers on Jan. 31 ... Dressed as backup for five Boston games ... **2007-08:** Played most of his first pro season in Providence/AHL with a 27-13-2 record (fifth in the AHL in wins), 2.33 GAA and .905 save percentage in 45 AHL Bruins games ... Recalled on four occasions to Boston, from Nov. 5-11 (dressed as backup for three games), Nov. 15-18 (dressed as backup for two games), Nov. 19-Dec. 15 (2-1-1 in four games, dressed as backup for ten games) and Jan. 5 (dressed as backup for one game) ... Played his first NHL game and earned his first NHL win with a 4-2 victory in Toronto on Nov. 20 ... Won his first two Boston games ... Faced 30+ shots in each of his three complete games ... Dressed



TUUKKA RASK



as backup for 16 Boston games ... **Europe:** Played two seasons with Ilves in Finland's top league with a 30-26-17 record and 2.14 goals against average in 79 games over that span ... Tied for the league's seventh-best goals against average in 2005-06 at 2.09 and had the fifth-best GAA in the league in 2006-07 at 2.38 ... **International:** Played for Team Finland in three World Junior Championships - 2005 (2-3-0 record in five games), 2006 (4-2-0 record in six games) and 2007 (2-4-0 record in six games) ... Was named the Tournament's top goaltender and to the All-Tournament Team in 2006 ... Back-stopped Team Finland to a Bronze medal in the 2014 Olympic Games in Sochi (3-1 record, 1.73 GAA and .938 save percentage in four games, including a 5-0 shutout in the medal game) ... Played in the 2016 World Cup of Hockey (0-2 record and 2.02 GAA in two games).

AWARDS: Vezina Trophy (2013-14) ... William M. Jennings Trophy (2019-20, shared with Jaroslav Halak) ... NHL First All-Star Team (2013-14) ... NHL Second All-Star Team (2019-20)

TRANSACTIONS: Toronto's first pick, 21st overall, in the 2005 NHL Entry Draft ... Traded to Boston by Toronto for Andrew Raycroft, June 24, 2006.

ETC: Full name, Tuukka Mikael Rask ... Nick-name, Tuukks ... He and his wife Jasmiina have three daughters, Vivien, Adelie and Livia ... Plays the drums ... Is one of two goaltenders in NHL history to have assisted on a playoff overtime goal (Dominik Hasek) ... Enters this season with the best career goals against average (2.26) and save percentage (.922) of all active goaltenders who have played in 50-or-more career games ... Twitter, @tuukkask.

CONTRACT STATUS: Is in year eight of an eight-year contract with an NHL cap figure of \$7,000,000.



CAREER STATS

Season	Team	League	GP	MINS	Regular Season					Playoffs					
					W-L-O	GA	GAA	SO	SV%	GP	MINS	W-L	GA	GAA	SO
2005-06	Ilves	Finland	30	1724	12-8-7	60	2.09	2	-	3	180	0-3	7	2.33	0
2006-07	Ilves	Finland	49	2872	18-18-10	114	2.38	3	-	7	397	2-5	20	3.02	0
2007-08	Boston Bruins	NHL	4	184	2-1-1	10	3.26	0	.886	-	-	-	-	-	-
	Providence Bruins	AHL	45	2570	27-13-2	100	2.33	1	.905	10	605	6-4	22	2.18	2
2008-09	Boston Bruins	NHL	1	60	1-0-0	0	0.00	1	1.000	-	-	-	-	-	-
	Providence Bruins	AHL	57	3340	33-20-4	139	2.50	4	.915	16	977	9-7	36	2.21	0
2009-10	Boston Bruins	NHL	45	2562	22-12-5	84	1.97	5	.931	13	829	7-6	36	2.61	0
2010-11	Boston Bruins	NHL	29	1594	11-14-2	71	2.67	2	.918	-	-	-	-	-	-
2011-12	Boston Bruins	NHL	23	1290	11-8-3	44	2.05	3	.929	-	-	-	-	-	-
2012-13	Plzen	Cze Rep	17	987	10-7-0	35	2.13	0	-	-	-	-	-	-	-
2013-14	Boston Bruins	NHL	36	2104	19-10-5	70	2.00	5	.929	22	1466	14-8	46	1.88	3
	Boston Bruins	NHL	58	3386	36-15-6	115	2.04	7	.930	12	753	7-5	25	1.99	2
2014-15	Boston Bruins	NHL	70	4063	34-21-13	156	2.30	3	.922	-	-	-	-	-	-
2015-16	Boston Bruins	NHL	64	3678	31-22-8	157	2.56	4	.915	-	-	-	-	-	-
2016-17	Boston Bruins	NHL	65	3680	37-20-5	137	2.23	8	.915	6	402	2-4	15	2.24	0
2017-18	Boston Bruins	NHL	54	3173	34-14-5	125	2.36	3	.917	12	688	5-7	33	2.88	0
2018-19	Boston Bruins	NHL	46	2635	27-13-5	109	2.48	4	.912	24	1459	15-9	49	2.02	2
2018-19	Boston Bruins	NHL	41	2402	26-8-6	85	2.12	5	.929	4	257	1-3	11	2.57	0
NHL & Boston Totals			536	30,812	291-158-64	1,163	2.26	50	.922	93	5,853	51-42	215	2.20	7

NICK RITCHIE

Left Wing | 6'2" | 230 lbs. | Shoots Left | Hometown: Orangeville, ONT



21

Born:
December 5, 1995 in
Orangeville, ONT

NHL FIRSTS:

Game.....Nov. 16, 2015 at CAR
Goal.....Mar. 14, 2016 vs NJ
Assist./ Point.....Nov. 30, 2015 vs VAN

NHL SINGLE-GAME HIGHS:

Goals.....2 (2x; last Feb. 23, 2020 vs VGK)
Assists.....3 (Dec. 29, 2018 vs ARI)
Points.....4 (2-2=4, Feb. 23, 2020 vs VGK)

NHL SINGLE-SEASON HIGHS:

Games.....77 (2016-17)
Goals.....14 (2016-17)
Assists.....22 (2018-19)
Points.....31 (2018-19)

NHL CAREER-BEST STREAKS:

Goal.....2 (2x; last 3-0=3, Nov. 27-28, 2018)
Assist.....3 (4x; last 0-3=3, Oct. 24-27, 2019)
Point.....4 (1-3=4, Nov. 16-23, 2018)

NHL MULTI-GOAL GAMES.....2

NHL MULTI-POINT GAMES.....15

108 assists for 210 points in 212 career junior games ... His career-best junior season came in his draft year season of 2013-14 with 39-35=74 totals in 61 Peterborough games ... **International:** Won a Gold medal with Team Canada at the 2015 World Junior Championships (1-0=1 totals in seven games).


TRANSACTIONS: Anaheim's first pick, 10th overall, in the 2014 NHL Entry Draft ... Traded to Boston from Anaheim for Danton Heinen, Feb. 24, 2020.

ETC.: Single ... He and his brother Brett (2019-20) were the 16th set of brothers to both play for Boston ... Twitter, @ritchboiii.

CONTRACT STATUS: Is in year three of a three-year contract with an NHL cap figure of \$1,498,925.

CAREER VS. NHL TEAMS

	GP	G	A	PTS	PIM
Anaheim	-	-	-	-	-
Arizona	14	1	5	6	33
Boston	7	1	4	5	2
Buffalo	8	1	1	2	11
Calgary	17	0	1	1	12
Carolina	6	1	1	2	14
Chicago	10	3	3	6	16
Colorado	12	1	6	7	6
Columbus	6	1	0	1	6
Dallas	10	1	4	5	8
Detroit	7	3	1	4	15
Edmonton	15	2	1	3	8
Florida	10	3	1	4	5
Los Angeles	15	2	2	4	29
Minnesota	10	1	3	4	9
Montreal	9	0	4	4	26
Nashville	11	2	1	3	30
New Jersey	7	1	1	2	2
NY Islanders	6	0	2	2	10
Rangers	6	1	0	1	0
Ottawa	8	2	1	3	0
Philadelphia	5	2	1	3	6
Pittsburgh	7	1	3	4	4
St. Louis	8	1	0	1	4
San Jose	14	1	6	7	6
Tampa Bay	12	2	1	3	28
Toronto	8	1	2	3	10
Vancouver	16	2	7	9	14
Vegas	9	2	3	5	2
Washington	9	2	0	2	26
Winnipeg	12	3	2	5	8



CAREER: 2019-20: Had 8-11=19 totals in 41 Ducks games at the time of his Feb. 24 trade to Boston for Danton Heinen ... Had one multiple-point Ducks game, a 2-2=4 effort on Feb. 23 vs. Vegas which was a career-high for points in a game and was his second career two-goal game ... Had a three-game assist and point streak from Oct. 24-27 (0-3=3 totals), which matched his previous career-best assist streak ... Recorded his 100th NHL point with an assist Nov. 27 at Arizona ... Missed 19 Anaheim games with an MCL sprain ... He and his brother, Brett, became the 16th brother combination to both skate with the Bruins when he was acquired on Feb. 24 ... Had 1-1=2 totals in seven Boston games with both points coming on Feb. 27 vs. Dallas ... Played his first game as a Bruin on Feb. 25 vs. Calgary ... Had one goal in eight post-season games played, scored on Aug. 25 at Tampa Bay ... **2018-19:** Established career season-highs in assists and points with 9-22=31 totals and led the club with 82 penalty minutes ... Had six multiple-point games with his season-high a career-best three-assist night on Dec. 29 vs. Arizona and his first two-goal game on Nov. 28 at Florida ... Had a career-best four-game point streak from Nov. 16-23 with 1-3=4 totals in that span ... Played his 200th NHL game on Dec. 2 at Washington ... **2017-18:** Recorded his second-highest career totals in both goals and assists with 10-17=27 totals ... Had three multiple-point games, all two-point nights ... Had points in consecutive games on four occasions ... **2016-17:** Played his first full NHL season ... Scored a career-high 14 goals while playing in a career-best 77 games ... Had three multiple-point games, all two-point efforts ... Played his 100th NHL game on Mar. 17 vs. Buffalo ... **2015-16:** Split his first professional season between Anaheim and their AHL affiliate in San Diego ... Had 2-2=4 totals in 33 Anaheim games ... Had points in consecutive games Apr. 9-10 (1-1=2 totals) ... Played his first NHL game on Nov. 16 at Carolina, recorded his first NHL point with an assist on Nov. 30 vs. Vancouver and scored his first NHL goal on Mar. 14 vs. New Jersey ... Had 16-14=30 totals in 38 games over two stints in San Diego/AHL ... **Juniors:** Played four seasons of junior hockey in the Ontario Hockey League with Peterborough and Sault Ste. Marie ... Had 102 goals and



CAREER STATS

Season	Team	League	Regular Season											Playoffs							
			GP	G	A	PTS	PIM	PP	SH	GW	+/-		GP	G	A	PTS	PIM	PP	SH	GW	
2011-12	Peterborough Petes	OHL	62	16	23	39	60	-	-	-	-		-	-	-	-	-	-	-	-	
2012-13	Peterborough Petes	OHL	41	18	17	35	50	-	-	-	-		-	-	-	-	-	-	-	-	
2013-14	Peterborough Petes	OHL	61	39	35	74	136	-	-	-	-		11	5	5	10	24	-	-	-	
2014-15	Peterborough Petes	OHL	25	14	18	32	69	-	-	-	-		-	-	-	-	-	-	-	-	
	Sault Ste. Marie Greyhounds	OHL	23	15	15	30	44	-	-	-	-		14	13	13	26	28	-	-	-	
2015-16	San Diego Gulls	AHL	38	16	14	30	59	-	-	-	-		9	5	3	8	20	-	-	-	
	Anaheim Ducks	NHL	33	2	2	4	37	0	0	0	-2		-	-	-	-	-	-	-	-	
2016-17	Anaheim Ducks	NHL	77	14	14	28	62	1	0	3	+4		15	4	0	4	46	0	0	2	
2017-18	Anaheim Ducks	NHL	76	10	17	27	72	1	0	2	+3		4	0	0	0	8	0	0	0	
2018-19	Anaheim Ducks	NHL	60	9	22	31	82	2	0	2	+6		-	-	-	-	-	-	-	-	
2019-20	Anaheim Ducks	NHL	41	8	11	19	78	2	0	2	+3		-	-	-	-	-	-	-	-	
	Boston Bruins	NHL	7	1	1	2	19	0	0	0	-2		8	1	0	1	16	0	0	0	
NHL Totals			294	44	67	111	350	6	0	9	+12		27	5	0	5	70	0	0	2	
Boston Totals			7	1	1	2	19	0	0	0	-2		8	1	0	1	16	0	0	0	

ZACH SENYSHYN



Right Wing | 6'1" | 192 lbs. | Shoots Right | Hometown: Ottawa, ONT

19

Born:
March 30, 1997 in
Ottawa, ONT

NHL FIRSTS:

Game.....Apr. 4, 2019 at MIN
Goal/Point.....Apr. 4, 2019 at MIN
Assist.....Nov. 5, 2019 at MTL

NHL SINGLE-GAME HIGHS:

Goals.....1 (Apr. 4, 2019 at MIN)
Assists.....2 (Nov. 5, 2019 at MTL)
Points.....2 (0-2=2, Nov. 5, 2019 at MTL)

NHL SINGLE-SEASON HIGHS:

Games.....4 (2019-20)
Goals.....1 (2018-19)
Assists.....2 (2019-20)
Points.....2 (2019-20)

NHL CAREER-BEST STREAKS:

Goal.....1 (1-0=1, Apr. 4, 2019)
Assist.....1 (0-2=2, Nov. 5, 2019)
Point.....1 (2x; last 0-2=2, Nov. 5, 2019)

NHL MULTI-GOAL GAMES.....0

NHL MULTI-POINT GAMES.....1

goals with 45 tallies and 65 points in 2015-16, including three games with four-or-more points and consecutive hat tricks in a 3-1=4 effort on Feb. 5 vs. Oshawa and a 4-1=5 night on Feb. 12 vs. Sudbury ... Was second in the Greyhounds' scoring race in 2016-17 with 42-23=65 totals, which ranked tied for sixth overall in the OHL in goals.


TRANSACTIONS: Boston's third pick (first round), 15th overall, in the 2015 NHL Entry Draft.

ETC.: Full name, Zachary Paul Senyshyn ... Single ... Twitter, @ZachSenyshyn.

CONTRACT STATUS: Is in year one of a one-year contract with an NHL cap figure of \$700,000.


CAREER VS. NHL TEAMS

	GP	G	A	PTS	PIM
Anaheim	-	-	-	-	-
Arizona	-	-	-	-	-
Boston	-	-	-	-	-
Buffalo	-	-	-	-	-
Calgary	-	-	-	-	-
Carolina	-	-	-	-	-
Chicago	-	-	-	-	-
Colorado	-	-	-	-	-
Columbus	-	-	-	-	-
Dallas	-	-	-	-	-
Detroit	1	0	0	0	0
Edmonton	-	-	-	-	-
Florida	1	0	0	0	0
Los Angeles	-	-	-	-	-
Minnesota	1	1	0	1	0
Montreal	1	0	2	2	0
Nashville	-	-	-	-	-
New Jersey	-	-	-	-	-
NY Islanders	-	-	-	-	-
NY Rangers	-	-	-	-	-
Ottawa	-	-	-	-	-
Philadelphia	1	0	0	0	0
Pittsburgh	-	-	-	-	-
St. Louis	-	-	-	-	-
San Jose	-	-	-	-	-
Tampa Bay	1	0	0	0	0
Toronto	-	-	-	-	-
Vancouver	-	-	-	-	-
Vegas	-	-	-	-	-
Washington	-	-	-	-	-
Winnipeg	-	-	-	-	-



CAREER: 2019-20: Spent most of the season in Providence/AHL where he had 7-9=16 totals in 42 AHL Bruins games ... Recalled twice to Boston, from Nov. 5-6 (0-2=2 totals in one game played) and Nov. 7-Dec. 18 (three scoreless games) ... Recorded his first NHL assist in his first NHL multiple-point game, a two-assist effort on Nov. 5 at Montreal ... Missed 17 games with a lower body injury ... **2018-19:** Spent most of the season in Providence/AHL with 14-10=24 totals in 66 games ... Recalled once to Boston, playing two games with one goal from Apr. 3-7 ... Played his first NHL game

Apr. 4 at Minnesota and scored his first NHL goal and point with an empty net goal in that contest ... **2017-18:** Played his first full professional season with Boston's AHL affiliate in Providence ... Scored his first pro point with a goal on Oct. 7 vs. Springfield in the team's opener ... **2016-17:** Joined Providence/AHL on Apr. 18 at the conclusion of his junior season and played four scoreless playoff games for the AHL Bruins ... Played his first pro game on Apr. 27 at Wilkes-Barre/Scranton in their Division Semifinal series ... **Juniors:** Played the last three full seasons with Sault Ste. Marie of the Ontario Hockey League with 113 goals and 62 assists for 175 points in 191 games over that span ... Was named to the Second OHL All-Rookie Team in 2014-15 with 45 points in 66 games ... Led the Greyhounds and was tied for fourth overall in the OHL in



CAREER STATS

Season	Team	League	Regular Season										Playoffs						
			GP	G	A	PTS	PIM	PP	SH	GW	+/-	GP	G	A	PTS	PIM	PP	SH	GW
2013-14	Smiths Falls Bears	CJHL	57	22	10	32	8	-	-	-	-	16	4	6	10	0	-	-	-
	Sault Ste. Marie Greyhounds	OHL	4	1	1	2	0	-	-	-	-	-	-	-	-	-	-	-	-
2014-15	Sault Ste. Marie Greyhounds	OHL	66	26	19	45	17	-	-	-	-	14	4	3	7	2	-	-	-
2015-16	Sault Ste. Marie Greyhounds	OHL	66	45	20	65	20	-	-	-	-	12	2	7	9	6	-	-	-
2016-17	Sault Ste. Marie Greyhounds	OHL	59	42	23	65	31	-	-	-	-	11	4	1	5	6	-	-	-
	Providence Bruins	AHL	-	-	-	-	-	-	-	-	-	4	0	0	0	2	-	-	-
2017-18	Providence Bruins	AHL	66	12	14	26	14	-	-	-	-	4	0	1	1	0	-	-	-
2018-19	Boston Bruins	NHL	2	1	0	1	0	0	0	0	+1	-	-	-	-	-	-	-	-
	Providence Bruins	AHL	66	14	10	24	20	-	-	-	-	4	0	0	0	2	-	-	-
2019-20	Boston Bruins	NHL	4	0	2	2	0	0	0	0	+1	-	-	-	-	-	-	-	-
	Providence Bruins	AHL	42	7	9	16	13	-	-	-	-	-	-	-	-	-	-	-	-
NHL & Boston Totals			6	1	2	3	0	0	0	0	+2	-	-	-	-	-	-	-	-


PAVEL SHEN

Center | 6'0" | 187 lbs. | Shoots Left | Hometown: Khanty-Mansiysk, RUS



51

Born: August 14, 1999 in Khanty-Mansiysk, RUS



CAREER: 2019-20: Played his first North American professional season in Providence/AHL with 4-5=9 totals in 35 AHL Bruins games ... Played his first pro game on Oct. 5 at Lehigh Valley, recorded his first pro points in a two-assist effort on Oct. 19 at Belleville and scored his first pro goal on Dec. 1 at Charlotte ... All four of his goals came in an 11-game span from Dec. 1-Jan. 17 with two proving game-winners ... **Europe:** Has played the last three seasons in Russia, working up from junior and second-tier leagues to the KHL ... Had 28-44=72 totals in 80 games over parts of three seasons with Mamonty Yugry and Tolpar Ufa in the minor hockey system ... Had two assists in 13 games in 2018-19 in the second-tier VHL with Toros Neftekamsk ... Has played parts of the last two seasons in the KHL with Yugra Khanty-Mansiysk (2-0=2 in 29 games in 2017-18) and Ufa Salavat Yulayev (0-1=1 in 20 games in 2018-19) ... **International:** Played for Team Russia at the 2019 World Junior Championships (3-1=4 totals in seven games while winning a Bronze medal).

TRANSACTIONS: Boston's fifth pick (seventh round), 212th overall, in the 2018 NHL Entry Draft.

ETC.: Full name, Pavel Shen ... Single.

CONTRACT STATUS: Is in year two of a three-year entry level contract.



CAREER STATS

CAREER STATS			Regular Season										Playoffs							
Season	Team	League	GP	G	A	PTS	PIM	PP	SH	GW	+/-	GP	G	A	PTS	PIM	PP	SH	GW	
2016-17	Mamonty Yugry	MHL	46	16	29	45	71	-	-	-	-	-	-	-	-	-	-	-	-	
2017-18	Yugra Khanty-Mansiysk	KHL	29	2	0	2	12	-	-	-	-	-	-	-	-	-	-	-	-	
2018-19	Mamonty Yugry	MHL	29	12	14	26	14	-	-	-	-	8	3	2	5	8	-	-	-	
	Ufa Salavat Yulayev	KHL	20	0	1	1	0	-	-	-	-	-	-	-	-	-	-	-	-	
	Toros Neftekamsk	VHL	13	0	2	2	2	-	-	-	-	13	1	1	2	8	-	-	-	
	Tolpar Ufa	MHL	5	0	1	1	0	-	-	-	-	4	0	2	2	4	-	-	-	
2019-20	Providence Bruins	AHL	35	4	5	9	4	-	-	-	-	-	-	-	-	-	-	-	-	

CRAIG SMITH

Right Wing | 6'1" | 208 lbs. | Shoots Right | Hometown: Madison, WI



22

Born:
September 5, 1989 in
Madison, WI

NHL FIRSTS:

Game.....Oct. 7, 2011 at CMB
Goal/Point.....Oct. 7, 2011 at CMB
Assist.....Oct. 8, 2011 at STL

NHL SINGLE-GAME HIGHS:

Goals.....3 (Feb. 13, 2020 vs NYI)
Assists.....3 (2x; last Mar. 25, 2017 vs SJ)
Points.....4 (2-2=4, Apr. 13, 2014 at MIN)

NHL SINGLE-SEASON HIGHS:

Games.....82 (2014-15, 2015-16)
Goals.....25 (2017-18)
Assists.....28 (2013-14)
Points.....52 (2013-14)


NHL CAREER-BEST STREAKS:

Goal.....3 (3x; last 5-0=5, Feb. 8-13, 2020)
Assist.....4 (0-5=5, Feb. 27-Mar. 5, 2016)
Point.....8 (4-5=9, Feb. 13-27, 2018)

NHL MULTI-GOAL GAMES.....20
NHL MULTI-POINT GAMES.....56

CAREER VS. NHL TEAMS

	GP	G	A	PTS	PIM
Anaheim	28	9	3	12	12
Arizona	26	5	10	15	6
Boston	15	6	2	8	4
Buffalo	15	6	4	10	8
Calgary	27	4	10	14	10
Carolina	14	5	0	5	8
Chicago	40	10	8	18	12
Colorado	33	12	12	24	20
Columbus	23	4	6	10	4
Dallas	37	9	8	17	14
Detroit	22	5	6	11	8
Edmonton	26	5	7	12	8
Florida	15	3	4	7	2
Los Angeles	26	8	5	13	10
Minnesota	38	10	8	18	16
Montreal	14	2	4	6	4
Nashville	-	-	-	-	-
New Jersey	15	2	7	9	4
NY Islanders	14	8	5	13	14
NY Rangers	14	1	3	4	6
Ottawa	15	7	1	8	6
Philadelphia	13	3	2	5	8
Pittsburgh	14	4	2	6	4
St. Louis	41	4	13	17	18
San Jose	28	6	10	16	6
Tampa Bay	15	3	4	7	6
Toronto	13	2	5	7	4
Vancouver	26	6	8	14	18
Vegas	9	0	1	1	2
Washington	15	3	4	7	8
Winnipeg	30	8	8	16	14



CAREER: Has an 11/42 record in NHL shootouts (five deciding goals) ... **2019-20:** Scored 18-or-more goals for the sixth time in his career ... Had five multiple-point games, including his first career hat trick on Feb. 13 vs. NY Islanders and a 2-1=3 night on Dec. 17 at NY Islanders ... Had two three-game point streaks, including goals in three straight from Feb. 8-13

with five goals in that span ... Played his 600th NHL game on Oct. 19 vs. Florida and recorded his 300th NHL point on Oct. 3 vs. Minnesota ... **2018-19:** Recorded his fifth 20-goal campaign, becoming the fifth Predator in club history to do so ... Had four multiple-point games ... Had a six-game point streak from Dec. 29-Jan. 7 (4-3=7 totals) ... Scored his first NHL playoff overtime goal on Apr. 13 vs. Dallas ... That was his third career post-season game-winning goal which tied a team record ... **2017-18:** Scored a career-high 25 goals and his 51 points were one shy of his career-best ... Had ten multiple-point games, including a 2-1=3 effort on Dec. 4 vs. Boston and 1-2=3 totals on Dec. 13 at Vancouver ... Had a career-high eight-game point streak from Feb. 13-27 (4-5=9 totals) ... Scored just 0:08 into the third on Jan. 4 at Arizona, which was the fastest goal from the start of a period in team history ... Played his 500th NHL game on Mar. 6 vs. Dallas ... **2016-17:** Had five multiple-point games, including a career-high three assists on Mar. 25 vs. San Jose ... Had a three-game assist streak from Mar. 20-25 (six assists) ... 3-8=11 of his 29 points on the season game in his last ten games ... Recorded his 200th NHL point on Mar. 20 vs. Arizona ... **2015-16:** Led the team with six game-winning goals and played in all 82 games for the second straight season ... Had six multiple-point games, including two three-point efforts ... Had a five-game point streak from Feb. 27-Mar. 8 (5-5=10 totals) ... Played his 300th NHL game on Nov. 28 vs. Buffalo ... **2014-15:** Tied for second on the team with 23 goals and was one of four Predators to play in all 82 games ... Had eight multiple-point games ... Had a four-game point streak from Feb. 14-21 (4-2=6 totals) ... Played his 200th NHL game on Oct. 18 at Chicago ... Added 2-3=5 totals in six playoff games, including his first NHL playoff goal in a 2-1=3 night on Apr. 17 vs. Chicago, as he became the fourth Predator in club history with a three-point playoff game ... **2013-14:** Led the team with both 24 goals and a +16 plus/minus rating ... Was third in the club's scoring race with a career-best 52 points and also established a career-high 28 assists ... Had 11 multiple-point games, including a career-best 2-2=4 evening on Apr. 13 at Minnesota ... Had a four-game point streak from Apr. 8-13 (4-4=8 totals) ... Scored his 100th NHL point with a goal on Apr. 13 at Minnesota ... **2012-13:** Had two multiple-point games, both two-point efforts ... Had points in consecutive games on three occasions ... Scored five shootout goals, tied for second in the NHL ... Had a four-game AHL stint in Milwaukee with 1-4=5 totals from Mar. 21-28 ... Began the season with KalPa in Finland while the NHL was in lockout ... Had 4-4=8 totals in eight games ... **2011-12:** Played his first NHL season ... Was seventh among NHL rookies in both goals and assists and eighth in points with 14-22=36 totals ... Was third among rookies in power play points (6-7=13 totals) ... Had five multiple-point games with four of those three-point nights ... Had a five-game point streak from Jan. 21-Feb. 2 (2-3=5 totals) ... Recorded 7-7=14 totals in his first 15 games ... Played his first NHL game on Oct. 7 at Columbus and scored

his first NHL goal and point in that game ... Recorded his first NHL assist on Oct. 8 at St. Louis ... Played in the rookie portion at the 2012 All-Star weekend ... Played his first NHL playoff game on Apr. 20 vs. Detroit and recorded his first NHL playoff point with an assist Apr. 27 vs. Phoenix ... **College:** Played two seasons of college hockey at the University of Wisconsin with 27-49=76 totals in 82 Badgers games ... Led the team in goals and penalty minutes and was second in the overall team scoring race in 2010-11 ... Named to the WCHA All-Rookie Team in 2009-10 ... Advanced to the NCAA championship game in 2009-10 where the Badgers fell to Boston College ... Was one of just two underclassmen named to the 2011 World Championship USA squad ... **Juniors:** Played three seasons with Waterloo in the USHL with 49-68=117 totals in 157 career games ... Named a First Team All-Star in 2008-09 with 76 points in 54 games, as he was second in the league in assists and tied for second in points ... Served as team captain and named team MVP that season as well ... **International:** Has represented Team USA in four World Championships - 2011 (3-3=6 totals in seven games), 2012 (0-2=2 totals in four games), 2013 (4-10=14 totals in ten games while winning a Bronze medal) and 2014 (3-5=8 totals in eight games).

TRANSACTIONS: Nashville's sixth pick (fourth round), 98th overall, in the 2009 NHL Entry Draft ... Signed by Boston as a free agent, Oct.

ETC.: Full name, Craig Smith ... Nickname, Smitty ... Married, wife's name is Aleah ... Enjoys fishing, cooking and playing guitar.

CONTRACT STATUS: Is in year one of a three-year contract with an NHL cap figure of \$3,100,000.



CRAIG SMITH



CAREER STATS

CAREER STATS			Regular Season										Playoffs							
Season	Team	League	GP	G	A	PTS	PIM	PP	SH	GW	+/-	GP	G	A	PTS	PIM	PP	SH	GW	
2006-07	Waterloo Blackhawks	USHL	45	8	10	18	28	-	-	-	-	4	0	1	1	8	-	-	-	
2007-08	Waterloo Blackhawks	USHL	58	13	10	23	90	-	-	-	-	11	2	3	5	8	-	-	-	
2008-09	Waterloo Blackhawks	USHL	54	28	48	76	108	-	-	-	-	3	1	3	4	26	-	-	-	
2009-10	University of Wisconsin Badgers	WCHA	41	8	25	33	72	-	-	-	-	-	-	-	-	-	-	-	-	
2010-11	University of Wisconsin Badgers	WCHA	41	19	24	43	87	-	-	-	-	-	-	-	-	-	-	-	-	
2011-12	Nashville Predators	NHL	72	14	22	36	30	6	0	1	-9	2	0	1	1	0	0	0	0	
2012-13	Nashville Predators	NHL	44	4	8	12	20	2	0	0	-11	-	-	-	-	-	-	-	-	
	Milwaukee Admirals	AHL	4	1	4	5	0	-	-	-	-	-	-	-	-	-	-	-	-	
	KalPa Kuopio	Finland	8	4	4	8	20	-	-	-	-	-	-	-	-	-	-	-	-	
2013-14	Nashville Predators	NHL	79	24	28	52	22	7	0	4	+16	-	-	-	-	-	-	-	-	
2014-15	Nashville Predators	NHL	82	23	21	44	44	6	0	4	+11	6	2	3	5	0	0	0	1	
2015-16	Nashville Predators	NHL	82	21	16	37	40	2	0	6	+4	11	1	1	2	4	0	0	0	
2016-17	Nashville Predators	NHL	78	12	17	29	30	2	0	1	+7	10	1	2	3	2	0	0	0	
2017-18	Nashville Predators	NHL	79	25	26	51	24	9	0	2	+20	13	2	2	4	2	1	0	1	
2018-19	Nashville Predators	NHL	76	21	17	38	20	4	0	2	+11	6	1	0	1	2	0	0	1	
2019-20	Nashville Predators	NHL	69	18	13	31	34	4	0	2	+18	4	0	0	0	2	0	0	0	
NHL Totals			661	162	168	330	264	42	0	22	+67	52	7	9	16	12	1	0	3	


OSKAR STEEN



Center | 5'10" | 194 lbs. | Shoots Right | Hometown: Karlstad, SWE

62

Born: March 9, 1998 in Karlstad, SWE



CAREER: 2019-20: Played his first North American professional season in Providence/AHL with 7-16=23 totals in 60 AHL Bruins games ... Ranked third among team rookies in scoring and was tied for second overall in games played ... Had four multiple-point games, including a 1-2=3 effort on Feb. 1 at Syracuse ... Recorded his first pro point in his first pro game with an assist on Oct. 5 at Lehigh Valley ... Scored his first pro goal on Oct. 12 vs. Rochester ... **Europe:** Has played most of the last five seasons in Sweden with both the Farjestad junior and senior teams ... Had 20-36=56 totals in 77 games with the junior club from 2014-15 through 2016-17 ... Played the last three seasons in the SHL with 22-30=52 totals in 155 career SHL games ... Enjoyed his best season in 2018-19, finishing second on the team and tenth overall in the league in scoring with 17-20=37 totals in 46 games ... **International:** Played for Team Sweden at the 2018 World Junior Championships (2-2=4 totals in seven games while winning a Silver medal).

TRANSACTIONS: Boston's sixth pick, 165th overall, in the 2016 NHL Entry Draft.

ETC.: Full name, Oskar Mathias Steen ... Single.

CONTRACT STATUS: Is in year two of a three-year entry level contract.



CAREER STATS

CAREER STATS				Regular Season										Playoffs							
Season	Team	League	GP	G	A	PTS	PIM	PP	SH	GW	+/-	GP	G	A	PTS	PIM	PP	SH	GW		
2013-14	Farjestad U-18	Sweden U-18	25	9	5	14	6	-	-	-	-	1	0	0	0	0	-	-	-		
2014-15	Farjestad U-18	Sweden U-18	8	6	11	17	2	-	-	-	-	2	0	0	0	2	-	-	-		
2015-16	Farjestad Jr.	Sweden Jr.	36	7	6	13	16	-	-	-	-	6	2	2	4	4	-	-	-		
	Farjestad Jr.	Sweden Jr.	33	8	24	32	37	-	-	-	-	-	-	-	-	-	-	-	-		
2016-17	Farjestad	Sweden	17	0	6	6	4	-	-	-	-	5	0	0	0	2	-	-	-		
	Farjestad Jr.	Sweden Jr.	8	5	6	11	8	-	-	-	-	-	-	-	-	-	-	-	-		
	Forshaga	Sweden 3	1	1	1	2	0	-	-	-	-	-	-	-	-	-	-	-	-		
	MoDo	Sweden 2	4	0	0	0	2	-	-	-	-	-	-	-	-	-	-	-	-		
2017-18	Farjestad BK	Sweden	47	1	2	3	8	-	-	-	-	7	0	0	0	0	-	-	-		
	Farjestad BK	Sweden	45	4	2	6	16	-	-	-	-	5	0	0	0	2	-	-	-		
2018-19	Farjestad BK	Sweden	46	17	20	37	49	-	-	-	-	14	2	5	7	8	-	-	-		
2019-20	Providence Bruins	AHL	60	7	16	23	48	-	-	-	-	-	-	-	-	-	-	-	-		

JACK STUDNICKA



Center | 6'2" | 176 lbs. | Shoots Right | Hometown: Tecumseh, ONT

23

Born:
February 18, 1999 in
Tecumseh, ONT

NHL FIRSTS:

Game.....Dec. 3, 2016 at BUF
Goal.....Dec. 20, 2016 vs. NYI
Assist./ Point.....Dec. 7, 2016 at WSH

NHL SINGLE-GAME HIGHS:

Goals.....1 (Dec. 20, 2016 at BUF)
Assists.....1 (Dec. 7, 2016 at WSH)
Points.....1 (2x; last 1-0=1, Dec. 20, 2016 vs NYI)

NHL SINGLE-SEASON HIGHS:

Games.....19 (2016-17)
Goals.....1 (2016-17)
Assists.....1 (2016-17)
Points.....2 (2016-17)

NHL CAREER-BEST STREAKS:

Goal.....1 (1-0=1, Dec. 20, 2016)
Assist.....1 (0-1-1, Dec. 7, 2016)
Point.....1 (2x; last 1-0=1, Dec. 20, 2016)

NHL MULTI-GOAL GAMES.....0

NHL MULTI-POINT GAMES.....0

in 2017-18 and led the team in scoring with 18-34=52 totals ... Split the 2018-19 season between Oshawa and Niagara after a mid-season trade and had career-best 36-47=83 totals in a combined 60 games, which placed him fourth on the team in both goals and points ... **International:** Represented Team Canada in the 2019 World Junior Championships (1-3=4 totals in five games played).


TRANSACTIONS: Boston's second pick, 53rd overall, in the 2017 NHL Entry Draft.

ETC.: Full name, Jack Michael Studnicka ... Single ... Twitter, @JStudnicka23.


CONTRACT STATUS: Is in year two of a three-year entry-level contract.

CAREER VS. NHL TEAMS

	GP	G	A	PTS	PIM
Anaheim	-	-	-	-	-
Arizona	-	-	-	-	-
Boston	-	-	-	-	-
Buffalo	-	-	-	-	-
Calgary	-	-	-	-	-
Carolina	-	-	-	-	-
Chicago	-	-	-	-	-
Colorado	-	-	-	-	-
Columbus	-	-	-	-	-
Dallas	-	-	-	-	-
Detroit	-	-	-	-	-
Edmonton	-	-	-	-	-
Florida	-	-	-	-	-
Los Angeles	-	-	-	-	-
Minnesota	-	-	-	-	-
Montreal	1	0	1	1	2
Nashville	-	-	-	-	-
New Jersey	-	-	-	-	-
NY Islanders	-	-	-	-	-
NY Rangers	1	0	0	0	0
Ottawa	-	-	-	-	-
Philadelphia	-	-	-	-	-
Pittsburgh	-	-	-	-	-
St. Louis	-	-	-	-	-
San Jose	-	-	-	-	-
Tampa Bay	-	-	-	-	-
Toronto	-	-	-	-	-
Vancouver	-	-	-	-	-
Vegas	-	-	-	-	-
Washington	-	-	-	-	-
Winnipeg	-	-	-	-	-



CAREER: 2019-20: Spent most of his first professional season in Providence/AHL where he led that club in goals, assists and points with 23-26=49 totals ... Was named to the AHL's All-Rookie Team and led the AHL with seven shorthanded goals, three more than his closest competitor ... Had a seven-game AHL point streak from Nov. 15-Dec. 6 (8-5=11 totals) which included a six-game goal streak from Nov. 15-Dec. 1 ... Had a six-game point streak in Providence as well from Feb. 26-Mar. 8 (3-5=8 totals) ... Had nine multiple-point Providence games with his season-high a 2-2=4 night on Feb. 1 at Syracuse ... Recalled once to Boston, from Nov. 25-Dec. 1 with one assist in two games played ... Recorded his first NHL assist and point in his first NHL game on Nov. 26 at Montreal ... Did not dress (coach's decision) for one game ... Played in his first NHL post-season with five scoreless games ... Played his first NHL playoff game on Aug. 2 vs. Philadelphia in round-robin play ... Did not dress (coach's decision) for eight playoff games ... **2018-19:** Again joined Providence/AHL at the conclusion of his junior season and had 1-1=2 totals in four post-season games with the AHL Bruins ... **2017-18:** Joined Providence/AHL at the conclusion of his junior season and had 1-4=5 totals in five AHL Bruins games ... Played his first professional game on Apr. 6 vs. Hartford with his first pro points two assists in that game ... Scored his first pro goal on Apr. 14 at Springfield ... **Juniors:** Has played the last four seasons with Oshawa and Niagara of the Ontario Hockey League with 80-153=233 totals and 156 penalty minutes in 252 career games ... Captained the Generals



CAREER STATS

Season	Team	League	Regular Season										Playoffs						
			GP	G	A	PTS	PIM	PP	SH	GW	+/-	GP	G	A	PTS	PIM	PP	SH	GW
2015-16	Oshawa Generals	OHL	62	4	22	26	25	-	-	-	-	5	0	0	0	2	-	-	-
2016-17	Oshawa Generals	OHL	64	18	34	52	36	-	-	-	-	11	5	12	17	6	-	-	-
2017-18	Providence Bruins	AHL	5	1	4	5	0	-	-	-	-	-	-	-	-	-	-	-	-
	Oshawa Generals	OHL	66	22	50	72	43	-	-	-	-	5	1	4	5	13	-	-	-
2018-19	Oshawa Generals	OHL	30	12	22	34	28	-	-	-	-	-	-	-	-	-	-	-	-
	Niagara Ice Dogs	OHL	30	24	25	49	24	-	-	-	-	11	5	6	11	16	-	-	-
2019-20	Providence Bruins	AHL	-	-	-	-	-	-	-	-	-	4	1	1	2	4	-	-	-
	Boston Bruins	NHL	2	0	1	1	2	0	0	0	+2	5	0	0	0	2	0	0	0
	Providence Bruins	AHL	60	23	26	49	30	-	-	-	-	-	-	-	-	-	-	-	-
NHL & Boston Totals			2	0	1	1	2	0	0	0	+2	5	0	0	0	2	0	0	0


JEREMY SWAYMAN



Goal | 6'3" | 200 lbs. | Catches Left | Hometown: Anchorage, AK

1

Born:
November 24, 1998 in
Anchorage, AK



CAREER: College: Played three years of college hockey at the University of Maine with a 47-40-12 record, 2.51 goals against average, .927 save percentage and four shutouts in 100 career college games ... Named to the Hockey East All-Rookie Team in 2017-18 ... Was a Hockey East Third-Team All-Star in 2018-19 ... Went 18-11-5 in 34 games his junior season of 2019-20, leading the nation with a 2.07 GAA and a school-record 1,099 saves and ranking second with a .939 save percentage ... Won the Mike Richter Award as the nation's top goaltender, was one of three finalists for the Hobey Baker Award as the top college player in the country and won the Walter Brown Award as the top U.S.-born college hockey player in New England ... Was a First Team All-American, Hockey East Player of the Year and Goaltender of the Year, in addition to Hockey East First Team All-Star honors in 2019-20 ... **Juniors:** Played one season with Sioux Falls in the USHL with a 7-18-3 record in 32 games ... **International:** Won a Bronze medal with Team USA at the 2018 World Junior Championships.

TRANSACTIONS: Boston's third pick (fourth round), 111th overall, in the 2017 NHL Entry Draft.

ETC.: Single ... Twitter, @JeremySwayman.

CONTRACT STATUS: Is in year one of a three-year entry-level contract.



CAREER STATS

Season	Team	League	GP	MINS	Regular Season					Playoffs					
					W-L-O	GA	GAA	SO	SV%	GP	MINS	W-L	GA	GAA	SO
2016-17	Sioux Falls Stampede	USHL	32	1883	7-18-3	91	2.90	0	.914	-	-	-	-	-	-
2017-19	University of Maine Black Bears	HE	31	1812	15-12-3	82	2.72	1	.921	-	-	-	-	-	-
2018-19	University of Maine Black Bears	HE	35	2035	14-17-4	94	2.77	0	.919	-	-	-	-	-	-
2019-20	University of Maine Black Bears	HE	34	2060	18-11-5	71	2.07	3	.939	-	-	-	-	-	-

URHO VAAKANAINEN

Defense | 6'1" | 189 lbs. | Shoots Left | Hometown: Joensuu, FIN



58

Born:
January 1, 1999 in
Joensuu, FIN

NHL FIRSTS:
Game.....Oct. 20, 2018 at VAN
Goal.....None
Assist.....None

NHL SINGLE-GAME HIGHS:
Goals.....None
Assists.....None
Points.....None

NHL SINGLE-SEASON HIGHS:
Games.....5 (2019-20)
Goals.....None
Assists.....None
Points.....None

NHL CAREER-BEST STREAKS:
Goal.....None
Assist.....None
Point.....None

NHL MULTI-GOAL GAMES.....0
NHL MULTI-POINT GAMES.....0

with 4-7=11 totals in 43 games while leading team defensemen with a +8 rating ... **International:** Played for Team Finland at the 2017 (1-0=1 totals in six games), 2018 (0-1=1 totals in five games) and 2019 (0-4=4 totals in seven games) World Junior Championships, winning a Gold medal in 2019.


TRANSACTIONS: Boston's first pick, 18th overall, in the 2017 NHL Entry Draft.

ETC.: Full name, Urho Allan Paavali Vaakanainen ... Single ... Twitter, @UVaakanainen.

CONTRACT STATUS: Is in year two of a three-year entry level contract.

CAREER VS. NHL TEAMS

	GP	G	A	PTS	PIM
Anaheim	-	-	-	-	-
Arizona	-	-	-	-	-
Boston	-	-	-	-	-
Buffalo	1	0	0	0	0
Calgary	-	-	-	-	-
Carolina	-	-	-	-	-
Chicago	-	-	-	-	-
Colorado	-	-	-	-	-
Columbus	-	-	-	-	-
Dallas	-	-	-	-	-
Detroit	-	-	-	-	-
Edmonton	-	-	-	-	-
Florida	1	0	0	0	0
Los Angeles	-	-	-	-	-
Minnesota	-	-	-	-	-
Montreal	-	-	-	-	-
Nashville	-	-	-	-	-
New Jersey	1	0	0	0	0
NY Islanders	-	-	-	-	-
NY Rangers	-	-	-	-	-
Ottawa	1	0	0	0	0
Philadelphia	-	-	-	-	-
Pittsburgh	-	-	-	-	-
St. Louis	-	-	-	-	-
San Jose	-	-	-	-	-
Tampa Bay	-	-	-	-	-
Toronto	1	0	0	0	0
Vancouver	1	0	0	0	0
Vegas	-	-	-	-	-
Washington	1	0	0	0	0
Winnipeg	-	-	-	-	-



CAREER: 2019-20: Spent most of the season in Providence/AHL with 5-9=14 totals in 54 AHL Bruins games ... Had three multiple-point Providence games including a season-high 2-1=3 night on Nov. 24 vs. Hershey ... Recalled twice to Boston, from Nov. 11-17 (three scoreless games) and Nov. 18-23 (two scoreless games) ... The five games represented a career season-high in the NHL ... **2018-19:** Spent most of his first full professional season in Providence/AHL with 4-10=14 totals in 30 AHL Bruins games ... Began the season in Boston, not dressing for two games before his Oct. 5 assignment to Providence ... Recalled from Oct. 20-Dec. 21, playing two scoreless games before suffering a concussion on Oct. 23 at Ottawa and missing 26 contests ... Played his first NHL game on Oct. 20 at Vancouver ... **Europe:** Played four seasons in Finland's Junior and Elite leagues ... Had 6-19=25 totals in 48 games with the Espoo Blues junior team in 2014-15 and 2015-16 and played one scoreless junior game with JyP Jyvaskyla in 2016-17 ... Added one assist in three games for JyP-Akatemia in Finland's second league in 2016-17 ... Played most of the last three seasons in the Elite league with 7-16=23 totals in 109 games with Espoo (2015-16), JyP Jyvaskyla (2016-17) and SaiPa Lappeenranta (2017-18) ... Enjoyed his best season in 2017-18



CAREER STATS


Season	Team	League	Regular Season											Playoffs						
			GP	G	A	PTS	PIM	PP	SH	GW	+/-		GP	G	A	PTS	PIM	PP	SH	GW
2014-15	Espoo Blues Jr.	Finland Jr.	30	4	8	12	34	-	-	-	-		9	2	0	2	0	-	-	-
2015-16	Espoo Blues Jr.	Finland Jr.	18	2	11	13	8	-	-	-	-		2	0	0	0	2	-	-	-
	Espoo Blues	Finland	25	1	5	6	8	-	-	-	-		-	-	-	-	-	-	-	-
2016-17	JyP Jyvaskyla Jr.	Finland Jr.	1	0	0	0	0	-	-	-	-		-	-	-	-	-	-	-	-
	JyP-Akatemia	Finland 2	3	0	1	1	29	-	-	-	-		-	-	-	-	-	-	-	-
	JyP Jyvaskyla	Finland	41	2	4	6	12	-	-	-	-		14	0	3	3	2	-	-	-
2017-18	SaiPa Lappeenranta	Finland	43	4	7	11	24	-	-	-	-		9	0	1	1	0	-	-	-
2018-19	Boston Bruins	NHL	2	0	0	0	0	0	0	0	-1		-	-	-	-	-	-	-	-
	Providence Bruins	AHL	30	4	10	14	10	-	-	-	-		-	-	-	-	-	-	-	-
2019-20	Boston Bruins	NHL	5	0	0	0	0	0	0	0	+2		-	-	-	-	-	-	-	-
	Providence Bruins	AHL	54	5	9	14	18	-	-	-	-		-	-	-	-	-	-	-	-
NHL & Boston Totals			7	0	0	0	0	0	0	0	+1		-	-	-	-	-	-	-	-

DAN VLADAR



Goal | 6'6" | 191 lbs. | Catches Left | Hometown: Prague, CZE REP

80



Born:
August 20, 1997 in
Prague, CZE REP

games ... **2016-17:** Split his first pro season between Providence/AHL and Atlanta/ECHL ... Played 18 Gladiators games with a 5-9-1 record, 3.89 goals against average and .887 save percentage ... Played eight AHL Bruins games during three recalls to Providence and went 4-0-2 with a 2.62 GAA and .921 save percentage in those contests ... That included his first pro shutout, a 5-0 win in Albany on Mar. 25 ... **Juniors:** Played his first season of hockey in North America in 2015-16 with Chicago of the USHL ... Went 12-12-4 and ranked fifth overall in the USHL in both goals against average at 2.31 and save percentage at .920 ... Also had three shutouts in his 30 games played ... Was named USHL Goaltender of the Week twice ... **Europe:** Played two seasons in his native Czech Republic for both the Kladno Junior and Level 2 teams in 2013-14 and 2014-15 ... **International:** Was a member of the Czech Republic team in the 2015 and 2016 World Junior Championships but did not play in a game.

TRANSACTIONS: Boston's seventh pick (third round), 75th overall, in the 2015 NHL Entry Draft.

ETC.: Full name, Daniel Vladar ... Single ... Twitter, @danvladar.

CONTRACT STATUS: Is in year one of a three-year contract with an NHL cap figure of \$700,000.

CAREER: 2019-20: Spent most of the season in Providence/AHL, where he led the American Hockey League with 1.79 goals against average and .936 save percentage in 25 games ... Had a 14-7-1 record overall for the AHL Bruins ... Allowed two goals or fewer in 16 of his 22 complete AHL games, including three shutouts - 4-0 at Charlotte on Dec. 1, 5-0 vs. Springfield Dec. 15 and 3-0 vs. Laval Feb. 16 ... Recalled twice to Boston, from Jan. 16-17 and Jan. 18-22, dressing as backup for three games ... Saw his first NHL action on Aug. 26 vs. Tampa Bay in relief of Jaroslav Halak, allowing three goals on 15 shots in 29 minutes of play with no decision in the 7-1 playoff loss ... Became the tenth Bruin - and first goaltender - in team history to play in a playoff game prior to appearing in a regular season contest ... Dressed as backup for eight post-season games ... **2018-19:** Spent the season in Providence/AHL with a 13-13-4 record, 2.73 goals against average and .898 save percentage in 31 games ... Recalled once to Boston, from Nov. 10-13, and dressed as backup for two games, Nov. 10 vs. Toronto and Nov. 11 vs. Vegas ... **2017-18:** Spent most of the season in Atlanta/ECHL with a 17-18-2 record and 2.96 GAA in 41 Gladiators games ... Recalled on four occasions to Providence/AHL with a 2-2-0 record and 2.23 GAA in four AHL Bruins



CAREER STATS

Season	Team	League	GP	MINS	Regular Season					Playoffs					
					W-L-O	GA	GAA	SO	SV%	GP	MINS	W-L	GA	GAA	SO
2013-14	Kladno Junior	CzeRep Jr.	6	366	NA	15	2.46	1	-	-	-	-	-	-	-
	Kladno U-18		31	1829	NA	69	2.26	4	-	3	178	NA	10	3.37	0
2014-15	Kladno Junior	CzeRep Jr.	29	1681	NA	78	2.78	1	-	4	200	NA	12	3.60	0
	Kladno	CzeRep 2	8	487	NA	16	1.97	1	-	-	-	-	-	-	-
2015-16	Chicago Steel	USHL	30	1766	12-12-4	68	2.31	3	-	-	-	-	-	-	-
2016-17	Providence Bruins	AHL	8	390	4-0-2	17	2.62	1	-	-	-	-	-	-	-
	Atlanta Gladiators	ECHL	18	972	5-9-1	63	3.89	0	-	-	-	-	-	-	-
2017-18	Providence Bruins	AHL	4	242	2-2-0	9	2.23	0	-	-	-	-	-	-	-
	Atlanta Gladiators	ECHL	41	2309	17-18-2	114	2.96	0	-	3	175	0-3	9	3.10	0
2018-19	Providence Bruins	AHL	31	1846	13-13-4	84	2.73	2	-	1	60	1-0	2	2.00	0
2019-20	Boston Bruins	NHL	-	-	-	-	-	-	-	1	29	0-0	3	6.27	0
	Providence Bruins	AHL	25	1407	14-7-1	42	1.79	3	-	-	-	-	-	-	-
NHL & Boston Totals			-	-	-	-	-	-	-	1	29	0-0	3	6.27	0

CHRIS WAGNER

Center | 6'0" | 198 lbs. | Shoots Right | Hometown: Walpole, MA



14

Born:
May 27, 1991 in
Walpole, MA

NHL FIRSTS:

Game.....Oct. 17, 2014 vs. MIN
Goal/Point.....Nov. 25, 2015 vs. OTT
Assist.....Apr. 1, 2016 vs. VAN

NHL SINGLE-GAME HIGHS:

Goals.....2 (Nov. 27, 2017 at CHI)
Assists.....2 (2x; last Oct. 26, 2017 at FLA)
Points.....3 (2-1=3, Nov. 27, 2017 at CHI)

NHL SINGLE-SEASON HIGHS:

Games.....79 (2017-18)
Goals.....12 (2018-19)
Assists.....9 (2017-18)
Points.....19 (2018-19)


NHL CAREER-BEST STREAKS:

Goal.....2 (6x; last 2-0=2, Feb. 22-25, 2020)
Assist.....2 (2x; last 0-2=2, Nov. 27-29, 2017)
Point.....2 (8x; last 2-0=2, Feb. 22-25, 2020)

NHL MULTI-GOAL GAMES.....1
NHL MULTI-POINT GAMES.....6

CAREER VS. NHL TEAMS

	GP	G	A	PTS	PIM
Anaheim	3	1	0	1	4
Arizona	10	1	0	1	4
Boston	3	0	0	0	0
Buffalo	10	2	0	2	9
Calgary	10	2	0	2	0
Carolina	8	1	0	1	0
Chicago	11	4	2	6	4
Colorado	9	2	0	2	0
Columbus	10	2	1	3	6
Dallas	9	0	0	0	2
Detroit	10	1	1	2	9
Edmonton	12	0	0	0	2
Florida	11	0	3	3	8
Los Angeles	14	0	0	0	6
Minnesota	9	0	0	0	8
Montreal	13	1	2	3	2
Nashville	10	1	1	2	4
New Jersey	13	2	1	3	0
NY Islanders	12	0	0	0	4
NY Rangers	10	1	0	1	2
Ottawa	12	3	0	3	8
Philadelphia	10	1	0	1	4
Pittsburgh	14	2	1	3	8
St. Louis	9	3	2	5	2
San Jose	11	3	1	4	27
Tampa Bay	9	0	3	3	7
Toronto	12	0	3	3	17
Vancouver	14	1	1	2	11
Vegas	8	0	0	0	2
Washington	8	0	1	1	9
Winnipeg	13	1	0	1	2



CAREER: Has a 1/3 record in NHL shootouts ... Has taken one career penalty shot (no goal) ... **2019-20:** Had one multiple-point game, a 1-1=2 effort on Oct. 29 vs. San Jose ... Had goals in consecutive games twice, Dec. 5-7 and Feb. 22-25, which matched his previous career-best goal and point streaks ... Was second on the team with three fighting majors ... Played his 300th

NHL game on Jan. 31 at Winnipeg ... Missed two games to injury and did not dress (coach's decision) for one game ... Had 2-1=3 totals in 12 post-season games ... Had goals in each of his first two games, Aug. 2 vs. Philadelphia and Aug. 5 vs. Tampa Bay in the round robin series ... Recorded his first career NHL playoff assist on Aug. 17 at Carolina ... **2018-19:** Established career season-highs in goals (12) and points (19) ... Had two multiple-point games with 1-1=2 efforts each Dec. 14 at Pittsburgh and Jan. 17 vs. St. Louis ... Played his 200th NHL game on Dec. 8 vs. Toronto ... Missed three regular season games and eight playoff contests with injuries and did not dress (coach's decision) for three games ... **2017-18:** Played his first full NHL season with career season-highs of 7-9=16 totals in 79 combined games with Anaheim and NY Islanders ... Had 6-9=15 totals in 64 Ducks games before his Feb. 26 trade to the Islanders ... Finished the season with one goal in 15 New York contests ... Had three multiple-point games, including a 2-1=3 effort on Nov. 27 at Chicago, which was his first career two-goal and three-point contest in addition to his first career power play goal ... Had points in consecutive games on four occasions ... Played his 100th NHL game Oct. 13 at Colorado ... **2016-17:** Split the season between Anaheim and San Diego with 12-7=19 totals in 30 Gulls games ... Began the season in Anaheim with two goals in 21 games before his Dec. 5 AHL assignment ... Recalled twice more to the Ducks, Jan. 4-11 (one goal in four games) and Mar. 3-end of season (3-1=4 totals in 18 games) ... Took his first career penalty shot on Oct. 18, unsuccessful vs. New Jersey's Cory



Schneider ... Played in all 17 post-season games as the Ducks advanced to the Western Conference final and scored his first NHL playoff goal with the game-winner on Apr. 30 at Edmonton ... **2015-16:** Began the season in Anaheim, playing 11 scoreless games before he was claimed by Colorado on waivers on Nov. 15 ... Added four goals in 26 Avalanche games before the Ducks reclaimed him off waivers on Feb. 25 ... Was assigned to San Diego/AHL and had 6-4=10 totals in 15 Gulls games before his Apr. 1 recall to Anaheim for the remainder of the season ... Scored his first two NHL goals in consecutive games, Nov. 25 vs. Ottawa and Nov. 28 vs. Winnipeg and his first NHL assist came Apr. 1 vs. Vancouver ... **2014-15:** Spent most of the season in Norfolk/AHL with 15-13=28 totals in 48 Admirals games, including a hat trick on Oct. 11 vs. Hershey ... Recalled on four occasions to Anaheim, playing nine scoreless games including his first NHL game on Oct. 17 vs. Minnesota ... **2013-14:** Played the season in Norfolk/AHL with 14-14=28 totals in 76 Admirals games ... Scored his first pro hat trick on Mar. 22 vs. Binghamton ... **2012-13:** Played his first professional season in Norfolk/AHL with 8-13=21 totals in 70 games ... Played his first pro game on Oct. 12 vs. Worcester, recorded his first pro point with an assist on Oct. 13 vs. Connecticut and scored his first pro goal in a 1-1=2 effort on Oct. 20 vs. Connecticut ... **College:** Played two seasons of college hockey at Colgate University with 26-44=70 totals in 79 Raiders games ... Named to the ECAC Second All-Star Team in 2011-12.

TRANSACTIONS: Anaheim's second pick (fifth round), 122nd overall, in the 2010 NHL Entry Draft ... Claimed by Colorado from Anaheim on waivers, Nov. 15, 2015 ... Claimed by Anaheim from Colorado on waivers, Feb. 25, 2016 ... Traded to NY Islanders by Anaheim for Jason Chimera, Feb. 26, 2018 ... Signed by Boston as a free agent, July 1, 2018.

ETC: Full name, Christopher Robert Wagner ... Single ... Twitter, @chriswags23.

CONTRACT STATUS: Is in year two of a two-year contract with an NHL cap figure of \$1,250,000.



CHRIS WAGNER



CAREER STATS

CAREER STATS			Regular Season										Playoffs							
Season	Team	League	GP	G	A	PTS	PIM	PP	SH	GW	+/-	GP	G	A	PTS	PIM	PP	SH	GW	
2010-11	Colgate University Raiders	ECAC	41	9	10	19	26	-	-	-	-	-	-	-	-	-	-	-	-	
2011-12	Colgate University Raiders	ECAC	38	17	34	51	69	-	-	-	-	-	-	-	-	-	-	-	-	
2012-13	Norfolk Admirals	AHL	70	8	13	21	65	-	-	-	-	-	-	-	-	-	-	-	-	
2013-14	Norfolk Admirals	AHL	76	14	14	28	68	-	-	-	-	10	2	3	5	10	-	-	-	
2014-15	Anaheim Ducks	NHL	9	0	0	0	2	0	0	0	-2	2	0	0	0	0	0	0	0	
	Norfolk Admirals	AHL	48	15	13	28	65	-	-	-	-	-	-	-	-	-	-	-	-	
2015-16	Anaheim Ducks	NHL	17	0	2	2	19	0	0	0	Evn	2	0	0	0	0	0	0	0	
	Colorado Avalanche	NHL	26	4	0	4	9	0	0	1	-2	-	-	-	-	-	-	-	-	
	San Diego Gulls	AHL	15	6	4	10	22	-	-	-	-	7	2	2	4	4	-	-	-	
2016-17	Anaheim Ducks	NHL	43	6	1	7	6	0	0	0	+2	17	3	0	3	6	0	0	1	
	San Diego Gulls	AHL	30	12	7	19	18	-	-	-	-	-	-	-	-	-	-	-	-	
2017-18	Anaheim Ducks	NHL	64	6	9	15	35	1	2	0	-7	-	-	-	-	-	-	-	-	
	New York Islanders	NHL	15	1	0	1	2	0	0	0	-3	-	-	-	-	-	-	-	-	
2018-19	Boston Bruins	NHL	76	12	7	19	51	0	0	1	+3	12	2	0	2	2	0	0	0	
2019-20	Boston Bruins	NHL	67	6	4	10	47	0	1	0	-8	12	2	1	3	4	0	0	0	
NHL Totals			317	35	23	58	171	1	3	2	-17	45	7	1	8	12	0	0	1	
Boston Totals			143	18	11	29	98	0	1	1	-5	24	4	1	5	6	0	0	0	


NICK WOLFF



Defense | 6'5" | 229 lbs. | Shoots Left | Hometown: Eagan, MN

65

Born:
July 21, 1996 in
St. Paul, MN



CAREER: College: Played four seasons of college hockey at the University of Minnesota-Duluth with college totals of 14-39=53 with 233 PIM in 156 career games ... Was an Assistant Captain in 2017-18 and Captain in 2018-19 as the Bulldogs won back-to-back NCAA championships ... They advanced to the NCAA final in three consecutive years, losing to Denver in the 2016-17 title game ... **Juniors:** Played two-plus seasons in the USHL with Des Moines following high school ... Had 3-21=24 totals with 232 PIM in 116 Buccaneers games, including 164 PIM in his final season in 2015-16.

TRANSACTIONS: Signed as a free agent by Boston, May 18, 2020.

ETC.: Full name, Nickolas Lloyd Wolff ... Single ... Played three seasons of high school hockey at Eagan High School in Minnesota where he also lettered in football and golf.

CONTRACT STATUS: Is in year one of a one-year contract with an NHL cap figure of \$792,500.



CAREER STATS

Season	Team	League	GP	G	Regular Season								Playoffs							
					A	PTS	PIM	PP	SH	GW	+/-		GP	G	A	PTS	PIM	PP	SH	GW
2013-14	Des Moines Buccaneers	USHL	9	1	0	1	46	-	-	-	-		-	-	-	-	-	-	-	-
2014-15	Des Moines Buccaneers	USHL	50	1	9	10	22	-	-	-	-		-	-	-	-	-	-	-	-
2015-16	Des Moines Buccaneers	USHL	57	1	12	13	164	-	-	-	-		-	-	-	-	-	-	-	-
2016-17	University of Minnesota-Duluth Bulldogs	NCHC	37	2	10	12	30	-	-	-	-		-	-	-	-	-	-	-	-
2017-18	University of Minnesota-Duluth Bulldogs	NCHC	44	7	6	13	81	-	-	-	-		-	-	-	-	-	-	-	-
2018-19	University of Minnesota-Duluth Bulldogs	NCHC	42	5	13	18	80	-	-	-	-		-	-	-	-	-	-	-	-
2019-20	University of Minnesota-Duluth Bulldogs	NCHC	33	0	10	10	42	-	-	-	-		-	-	-	-	-	-	-	-

JAKUB ZBORIL



Defense | 6'1" | 196 lbs. | Shoots Left | Hometown: Brno, CZE REP

67

Born:
February 21, 1997 in
Brno, CZE REP

NHL FIRSTS:

Game..... Nov. 16, 2018 at DAL
Goal/Point.....None
Assist.....None

NHL SINGLE-GAME HIGHS:

Goals.....None
Assists.....None
Points.....None

NHL SINGLE-SEASON HIGHS:

Games.....2 (2018-19)
Goals.....None
Assists.....None
Points.....None

NHL CAREER-BEST STREAKS:

Goal.....None
Assist.....None
Point.....None

NHL MULTI-GOAL GAMES.....0

NHL MULTI-POINT GAMES.....0

from 2011-14 ... Had 7-10=17 totals with 139 PIM in 66 games with the U-18 team before moving up to the Junior team in 2013-14 and compiling 5-16=21 totals in 36 contests with that squad ... **International:** Played for the Czech Republic team at the 2016 (0-1=1 totals in five games as a teammate of David Pastrnak) and 2017 (0-4=4 totals in five games) World Junior Championships.


TRANSACTIONS: Boston's first pick, 13th overall, in the 2015 NHL Entry Draft.

ETC.: Full name, Jakub Zboril ... Single ... Twitter, @zboriljacob.

CONTRACT STATUS: Is in year one of a two-year contract with an NHL cap figure of \$850,000.

CAREER VS. NHL TEAMS

	GP	G	A	PTS	PIM
Anaheim	-	-	-	-	-
Arizona	1	0	0	0	0
Boston	-	-	-	-	-
Buffalo	-	-	-	-	-
Calgary	-	-	-	-	-
Carolina	-	-	-	-	-
Chicago	-	-	-	-	-
Colorado	-	-	-	-	-
Columbus	-	-	-	-	-
Dallas	1	0	0	0	0
Detroit	-	-	-	-	-
Edmonton	-	-	-	-	-
Florida	-	-	-	-	-
Los Angeles	-	-	-	-	-
Minnesota	-	-	-	-	-
Montreal	-	-	-	-	-
Nashville	-	-	-	-	-
New Jersey	-	-	-	-	-
NY Islanders	-	-	-	-	-
NY Rangers	-	-	-	-	-
Ottawa	-	-	-	-	-
Philadelphia	-	-	-	-	-
Pittsburgh	-	-	-	-	-
St. Louis	-	-	-	-	-
San Jose	-	-	-	-	-
Tampa Bay	-	-	-	-	-
Toronto	-	-	-	-	-
Vancouver	-	-	-	-	-
Vegas	-	-	-	-	-
Washington	-	-	-	-	-
Winnipeg	-	-	-	-	-



CAREER: 2019-20: Spent his second pro season in Providence/AHL where he was second among club defensemen in goals (tied), assists and points with 3-16=19 totals ... Had a four-game assist and point streak from Mar. 6-11 with 1-4=5 totals in that stretch ... **2018-19:** Spent most of the season in Providence/AHL with 4-15=19 totals in 56 AHL Bruins games, identical totals to his first AHL season in 2017-18 ... Recalled once to Boston, from Nov. 13-21 ... Played two scoreless games, including his first NHL game on Nov. 16 at Dallas ... Did not dress (coach's decision) for one game ...

2017-18: Played his first professional season with Boston's AHL affiliate in Providence where he was second among team defensemen in scoring with 4-15=19 totals in 68 games ... Had two multiple-point games with 1-1=2 totals each Mar. 28 at Wilkes-Barre/Scranton and Apr. 8 vs. Lehigh Valley ... Had assists in three straight games Dec. 9-13 ... Played his first pro game on Oct. 7 vs. Springfield, recorded his first pro point with an assist on Dec. 3 at Bridgeport and scored his first pro goal on Jan. 26 vs. Hershey ... **Juniors:** Played three seasons in the GMJHL with the Saint John Sea Dogs with 28-66=94 totals and 174 penalty minutes in 144 games over that span ... Finished third among league rookie defensemen in scoring and set a club record for goals by a rookie defenseman in 2014-15 with 13-20=33 totals in 44 games ... Named to the GMJHL All-Rookie Team in 2014-15 ... **Europe:** Played three full seasons in Europe with his hometown Brno U18 and Junior teams



CAREER STATS

Season	Team	League	Regular Season											Playoffs						
			GP	G	A	PTS	PIM	PP	SH	GW	+/-		GP	G	A	PTS	PIM	PP	SH	GW
2011-12	Brno	CzeRep U-18	35	2	4	6	69	-	-	-	-		2	0	0	0	0	-	-	-
2012-13	Brno	CzeRep U-18	27	4	5	9	70	-	-	-	-		3	0	2	2	8	-	-	-
2013-14	Brno	CzeRep U-18	2	1	1	2	0	-	-	-	-		10	3	5	8	14	-	-	-
	Brno Junior	CzeRep Jr.	36	5	16	21	57	-	-	-	-		-	-	-	-	-	-	-	-
2014-15	Saint John Sea Dogs	GMJHL	44	13	20	33	73	-	-	-	-		5	1	2	3	18	-	-	-
2015-16	Saint John Sea Dogs	GMJHL	50	6	14	20	57	-	-	-	-		17	2	8	10	6	-	-	-
2016-17	Saint John Sea Dogs	GMJHL	50	9	32	41	44	-	-	-	-		16	3	4	7	12	-	-	-
2017-18	Providence Bruins	AHL	68	4	15	19	38	-	-	-	-		4	0	0	0	2	-	-	-
2018-19	Boston Bruins	NHL	2	0	0	0	0	0	0	0	0	Ev	-	-	-	-	-	-	-	-
	Providence Bruins	AHL	56	4	15	19	38	-	-	-	-		4	0	0	0	0	-	-	-
2019-20	Providence Bruins	AHL	58	3	16	19	46	-	-	-	-		-	-	-	-	-	-	-	-
NHL & Boston Totals			2	0	0	0	0	0	0	0	0	Ev	-	-	-	-	-	-	-	-

IN THE SYSTEM

LINUS ARNESSON

Defense | 6’1” | 198 lbs. | Shoots Left | 2013 Draft (1st/60th)
Born: September 21, 1994 in Stockholm, SWE

CAREER STATS			Regular Season											Playoffs						
Season	Team	League	GP	G	A	PTS	PIM	PP	SH	GW	+/-	GP	G	A	PTS	PIM	PP	SH	GW	
2010-11	Djurgarden Jr.	Sweden Jr.	8	0	0	0	2	-	-	-	-	-	-	-	-	-	-	-	-	
2011-12	Djurgarden	Sweden	3	0	0	0	0	-	-	-	-	-	-	-	-	-	-	-	-	
2012-13	Djurgarden Jr.	Sweden Jr.	40	2	13	15	20	-	-	-	-	3	0	1	1	2	-	-	-	
	Djurgarden	Sweden 2	35	0	1	1	8	-	-	-	-	-	-	-	-	-	-	-	-	
2013-14	Djurgarden Jr.	Sweden Jr.	13	1	3	4	22	-	-	-	-	1	0	0	0	0	-	-	-	
	Djurgarden	Sweden 2	44	1	5	6	36	-	-	-	-	6	0	0	0	2	-	-	-	
2014-15	Providence Bruins	AHL	11	1	3	4	6	-	-	-	-	-	-	-	-	-	-	-	-	
	Djurgarden	Sweden	41	0	5	5	28	-	-	-	-	2	0	0	0	0	-	-	-	
2015-16	Providence Bruins	AHL	48	0	5	5	8	-	-	-	-	-	-	-	-	-	-	-	-	
2016-17	Providence Bruins	AHL	20	0	1	1	8	-	-	-	-	13	0	1	1	2	-	-	-	
2017-18	Orebro HK	Sweden	43	0	2	2	14	-	-	-	-	-	-	-	-	-	-	-	-	
2018-19	Orebro HK	Sweden	50	5	8	13	12	-	-	-	-	2	0	1	1	0	-	-	-	
2019-20	Farjestad BK	Sweden	52	6	7	13	16	-	-	-	-	-	-	-	-	-	-	-	-	

JACK BECKER

Center | 6’4” | 210 lbs. | Shoots Right | 2015 Draft (10th/195th)
Born: June 24, 1997 in Duluth, MN

CAREER STATS			Regular Season											Playoffs							
Season	Team	League	GP	G	A	PTS	PIM	PP	SH	GW	+/-	GP	G	A	PTS	PIM	PP	SH	GW		
2013-14	Mahtomedi High School	USHS	25	23	13	36	20	-	-	-	-	3	2	3	5	0	-	-	-		
2014-15	Mahtomedi High School	USHS	23	22	25	47	16	-	-	-	-	6	8	9	17	4	-	-	-		
	Sioux Falls Stampede	USHL	2	0	1	1	0	-	-	-	-	-	-	-	-	-	-	-	-		
2015-16	Sioux Falls Stampede	USHL	58	8	14	22	20	-	-	-	-	3	1	0	1	0	-	-	-		
2016-17	Sioux Falls Stampede	USHL	49	16	12	28	38	-	-	-	-	-	-	-	-	-	-	-	-		
2017-18	University of Michigan Wolverines	Big-10	33	8	7	15	8	-	-	-	-	-	-	-	-	-	-	-	-		
2018-19	University of Michigan Wolverines	Big-10	36	6	9	15	18	-	-	-	-	-	-	-	-	-	-	-	-		
2019-20	University of Michigan Wolverines	Big-10	32	8	4	12	23	-	-	-	-	-	-	-	-	-	-	-	-		

JOHN BEECHER

Center | 6’3” | 212 lbs. | Shoots Left | 2019 Draft (1st/30th)
Born: April 5, 2001 in Elmira, NY

CAREER STATS			Regular Season											Playoffs						
Season	Team	League	GP	G	A	PTS	PIM	PP	SH	GW	+/-	GP	G	A	PTS	PIM	PP	SH	GW	
2017-18	U. S. National U-17 Team	USHL	60	17	24	41	44	-	-	-	-	8	2	5	7	4	-	-	-	
2018-19	U. S. National U-18 Team	USHL	63	15	28	43	88	-	-	-	-	-	-	-	-	-	-	-	-	
2019-20	University of Michigan Wolverines	Big-10	31	9	7	16	31	-	-	-	-	-	-	-	-	-	-	-	-	

ROMAN BYCHKOV

Defense | 5’11” | 170 lbs. | Shoots Left | 2019 Draft 3rd/154th)
Born: February 10, 2001 in Yaroslavl, RUS

CAREER STATS			Regular Season											Playoffs						
Season	Team	League	GP	G	A	PTS	PIM	PP	SH	GW	+/-	GP	G	A	PTS	PIM	PP	SH	GW	
2017-18	Lokomotiv Yaroslavl U-17	Russia U-17	24	8	12	20	10	-	-	-	-	-	-	-	-	-	-	-	-	
	Lokomotiv Yaroslavl	MHL	20	0	4	4	2	-	-	-	-	-	-	-	-	-	-	-	-	
2018-19	Lokomotiv Yaroslavl	MHL	40	2	13	15	4	-	-	-	-	-	-	-	-	-	-	-	-	
2019-20	Lokomotiv Yaroslavl	MHL	62	7	19	26	52	-	-	-	-	3	0	0	0	0	-	-	-	

IN THE SYSTEM

PETER CEHLARIK

Left Wing | 6'3" | 202 lbs. | Shoots Left | 2013 Draft (2nd/90th)
Born: August 2, 1995 in Zilina, SVK

CAREER STATS			Regular Season										Playoffs						
Season	Team	League	GP	G	A	PTS	PIM	PP	SH	GW	+/-	GP	G	A	PTS	PIM	PP	SH	GW
2011-12	Lulea U-18	Sweden U-18	24	15	15	30	0	-	-	-	-	4	2	0	2	0	-	-	-
	Lulea Jr.	Sweden Jr.	8	2	2	4	2	-	-	-	-	1	3	0	3	0	-	-	-
2012-13	Lulea Jr.	Sweden Jr.	38	17	20	37	10	-	-	-	-	3	0	1	1	2	-	-	-
	Lulea	Sweden	8	3	3	6	0	-	-	-	-	6	1	0	1	0	-	-	-
2013-14	Lulea	Sweden	32	2	2	4	4	-	-	-	-	2	0	0	0	0	-	-	-
	Lulea Jr.	Sweden Jr.	4	5	2	7	0	-	-	-	-	-	-	-	-	-	-	-	-
	Asploven	Sweden 2	18	5	8	13	6	-	-	-	-	-	-	-	-	-	-	-	-
2014-15	Lulea	Sweden	46	6	13	19	6	-	-	-	-	8	1	1	2	2	-	-	-
2015-16	Lulea	Sweden	46	11	9	20	4	-	-	-	-	11	3	2	5	0	-	-	-
2016-17	Boston Bruins	NHL	11	0	2	2	0	0	0	0	Evn	-	-	-	-	-	-	-	-
	Providence Bruins	AHL	49	20	18	38	20	-	-	-	-	2	0	1	1	2	-	-	-
	Boston Bruins	NHL	6	1	1	2	2	0	0	0	+2	-	-	-	-	-	-	-	-
2017-18	Providence Bruins	AHL	35	11	12	23	10	-	-	-	-	3	2	0	2	4	-	-	-
	Boston Bruins	NHL	20	4	2	6	6	1	0	1	+3	-	-	-	-	-	-	-	-
	Providence Bruins	AHL	53	12	26	38	14	-	-	-	-	4	1	0	1	0	-	-	-
2019-20	Boston Bruins	NHL	3	0	1	1	2	0	0	0	-1	-	-	-	-	-	-	-	-
	Providence Bruins	AHL	48	16	21	37	22	-	-	-	-	-	-	-	-	-	-	-	-
NHL & Boston Totals			40	5	6	11	10	1	0	1	+4	-	-	-	-	-	-	-	-

RILEY DURAN

Center | 6'1" | 174 lbs. | Shoots Left | 2020 Draft (4th/182nd)
Born: September 14, 2002 in Dallas, TX

CAREER STATS			Regular Season										Playoffs						
Season	Team	League	GP	G	A	PTS	PIM	PP	SH	GW	+/-	GP	G	A	PTS	PIM	PP	SH	GW
2018-19	Lawrence Academy	USHS	28	9	17	26	28	-	-	-	-	-	-	-	-	-	-	-	-
2019-20	Youngstown Phantoms	USHL	1	0	0	0	2	-	-	-	-	-	-	-	-	-	-	-	-
	Lawrence Academy	USHS	27	22	22	42	-	-	-	-	-	-	-	-	-	-	-	-	-

JAKOB FORSBACKA-KARLSSON

Center | 6'1" | 192 lbs. | Shoots Right | 2015 Draft (5th/45th)
Born: October 31, 1996 in Stockholm, SWE

CAREER STATS			Regular Season										Playoffs						
Season	Team	League	GP	G	A	PTS	PIM	PP	SH	GW	+/-	GP	G	A	PTS	PIM	PP	SH	GW
2012-13	Linkoping Junior	Sweden Jr.	31	9	7	16	26	-	-	-	-	5	0	2	2	4	-	-	-
	Linkoping U-18	U-18	17	15	20	35	16	-	-	-	-	2	0	0	0	0	-	-	-
2013-14	Omaha Lancers	USHL	60	11	22	33	26	-	-	-	-	4	0	1	1	4	-	-	-
2014-15	Omaha Lancers	USHL	50	15	38	53	38	-	-	-	-	-	-	-	-	-	-	-	-
2015-16	Boston University Terriers	HE	39	10	20	30	28	-	-	-	-	-	-	-	-	-	-	-	-
2016-17	Boston University Terriers	HE	39	14	19	33	32	-	-	-	-	-	-	-	-	-	-	-	-
	Boston Bruins	NHL	1	0	0	0	0	0	0	0	Evn	-	-	-	-	-	-	-	-
2017-18	Providence Bruins	AHL	58	15	17	32	26	-	-	-	-	4	1	0	1	2	-	-	-
2018-19	Boston Bruins	NHL	28	3	6	9	2	0	0	0	+1	-	-	-	-	-	-	-	-
	Providence Bruins	AHL	28	7	9	16	6	-	-	-	-	4	0	0	0	0	-	-	-
2019-20	Vaxjo Lakers HC	Sweden	40	5	8	13	2	-	-	-	-	-	-	-	-	-	-	-	-
NHL & Boston Totals			29	3	6	9	2	0	0	0	+1	-	-	-	-	-	-	-	-

CURTIS HALL

Center | 6'3" | 200 lbs. | Shoots Right | 2018 Draft (3rd/119th)
Born: April 26, 2000 in Princeton, NJ

CAREER STATS			Regular Season										Playoffs						
Season	Team	League	GP	G	A	PTS	PIM	PP	SH	GW	+/-	GP	G	A	PTS	PIM	PP	SH	GW
2016-17	Youngstown Phantoms	USHL	59	7	14	21	30	-	-	-	-	5	0	0	0	0	-	-	-
2017-18	Youngstown Phantoms	USHL	54	13	18	31	30	-	-	-	-	11	3	3	6	6	-	-	-
2018-19	Yale University Bulldogs	ECAC	24	5	6	11	16	-	-	-	-	-	-	-	-	-	-	-	-
2019-20	Yale University Bulldogs	ECAC	28	17	10	27	39	-	-	-	-	-	-	-	-	-	-	-	-

IN THE SYSTEM

ALEX KHOKHLACHEV

Center | 5’10” | 181 lbs. | Shoots Left | 2011 Draft (2nd/40th)
Born: September 9, 1993 in Moscow, RUS

CAREER STATS			Regular Season										Playoffs							
Season	Team	League	GP	G	A	PTS	PIM	PP	SH	GW	+/-	GP	G	A	PTS	PIM	PP	SH	GW	
2010-11	Windsor Spitfires	OHL	67	34	42	76	28	-	-	-	-	18	9	11	20	8	-	-	-	
2011-12	Windsor Spitfires	OHL	56	25	44	69	32	-	-	-	-	-	-	-	-	-	-	-	-	
2012-13	Moscow Spartak	KHL	26	2	5	7	20	-	-	-	-	-	-	-	-	-	-	-	-	
	Providence Bruins	AHL	11	2	1	3	8	-	-	-	-	-	-	-	-	-	-	-	-	
2013-14	Windsor Spitfires	OHL	29	22	26	48	20	-	-	-	-	-	-	-	-	-	-	-	-	
	Boston Bruins	NHL	1	0	0	0	2	0	0	0	Evn	-	-	-	-	-	-	-	-	
	Providence Bruins	AHL	65	21	36	57	28	-	-	-	-	12	9	5	14	12	-	-	-	
2014-15	Boston Bruins	NHL	3	0	0	0	0	0	0	0	-2	-	-	-	-	-	-	-	-	
	Providence Bruins	AHL	61	15	28	43	28	-	-	-	-	5	2	1	3	4	-	-	-	
2015-16	Boston Bruins	NHL	5	0	0	0	0	0	0	0	-2	-	-	-	-	-	-	-	-	
	Providence Bruins	AHL	60	23	45	68	12	-	-	-	-	-	-	-	-	-	-	-	-	
2016-17	SKA St. Petersburg	KHL	25	5	5	10	2	-	-	-	-	9	0	1	1	11	-	-	-	
2017-18	Moscow Spartak	KHL	52	19	31	50	48	-	-	-	-	4	0	1	1	0	-	-	-	
2018-19	Moscow Spartak	KHL	54	18	19	37	34	-	-	-	-	6	0	1	1	2	-	-	-	
2019-20	Moscow Spartak	KHL	56	14	18	32	24	-	-	-	-	6	2	3	5	14	-	-	-	
NHL & Boston Totals			9	0	0	0	2	0	0	0	-4	-	-	-	-	-	-	-	-	

TREVOR KUNTAR

Center/Left Wing | 6’0” | 202 lbs. | Shoots Left | 2020 Draft (2nd/89th)
Born: June 20, 2001 in Williamsville, NY

CAREER STATS			Regular Season										Playoffs						
Season	Team	League	GP	G	A	PTS	PIM	PP	SH	GW	+/-	GP	G	A	PTS	PIM	PP	SH	GW
2017-18	Youngstown Phantoms	USHL	43	2	2	4	44	-	-	-	-	3	0	0	0	2	-	-	-
2018-19	Youngstown Phantoms	USHL	61	19	17	36	92	-	-	-	-	2	0	0	0	4	-	-	-
2019-20	Youngstown Phantoms	USHL	44	28	25	53	83	-	-	-	-	-	-	-	-	-	-	-	-

MASON LANGENBRUNNER

Defense | 6’2” | 166 lbs. | Shoots Right | 2020 Draft (3rd/151st)
Born: September 14, 2002 in Dallas, TX

CAREER STATS			Regular Season										Playoffs						
Season	Team	League	GP	G	A	PTS	PIM	PP	SH	GW	+/-	GP	G	A	PTS	PIM	PP	SH	GW
2018-19	Cloquet High School	USHS	24	3	15	18	14	-	-	-	-	2	0	2	2	2	-	-	-
2019-20	Eden Prairie High School	USHS	25	5	14	19	14	-	-	-	-	6	0	2	2	2	-	-	-

MASON LOHREI

Defense | 6’4” | 200 lbs. | Shoots Left | 2020 Draft (1st/58th)
Born: January 17, 2001 in Verona, WI

CAREER STATS			Regular Season										Playoffs						
Season	Team	League	GP	G	A	PTS	PIM	PP	SH	GW	+/-	GP	G	A	PTS	PIM	PP	SH	GW
2017-18	Culver Military Academy	USHS	46	7	15	22	-	-	-	-	-	-	-	-	-	-	-	-	-
2018-19	Culver Military Academy	USHS	42	4	23	27	-	-	-	-	-	-	-	-	-	-	-	-	-
	Green Bay Gamblers	USHL	9	0	0	0	4	-	-	-	-	-	-	-	-	-	-	-	-
2019-20	Green Bay Gamblers	USHL	48	8	29	37	26	-	-	-	-	-	-	-	-	-	-	-	-

IN THE SYSTEM

MATIAS MANTYKIVI

Center | 5’11” | 161 lbs. | Shoots Left | 2019 Draft (4th/185th)
Born: June 21, 2001 in Lappeenranta, FIN

CAREER STATS			Regular Season										Playoffs							
Season	Team	League	GP	G	A	PTS	PIM	PP	SH	GW	+/-	GP	G	A	PTS	PIM	PP	SH	GW	
2017-18	SaiPa U-18	Finland Jr.	26	27	29	56	26	-	-	-	-	-	-	-	-	-	-	-	-	
	SaiPa U-20	Finland Jr.	29	8	5	13	2	-	-	-	-	-	-	-	-	-	-	-	-	
2018-19	SaiPa U-20	Finland Jr.	34	12	24	36	44	-	-	-	-	-	-	-	-	-	-	-	-	
	SaiPa	Finland	6	1	0	1	0	-	-	-	-	-	-	-	-	-	-	-	-	
2019-20	Kettera	Finland	11	0	4	4	0	-	-	-	-	13	1	5	6	8	-	-	-	
	SaiPa U-20	Finland Jr.	2	1	1	2	0	-	-	-	-	-	-	-	-	-	-	-	-	
	SaiPa	Finland	42	3	3	6	8	-	-	-	-	-	-	-	-	-	-	-	-	

DUSTYN McFAUL

Defense | 6’3” | 178 lbs. | Shoots Left | 2018 Draft (4th/181st)
Born: August 4, 2000 in Waterdown, ONT

CAREER STATS			Regular Season										Playoffs						
Season	Team	League	GP	G	A	PTS	PIM	PP	SH	GW	+/-	GP	G	A	PTS	PIM	PP	SH	GW
2017-18	Pickering Panthers	OJHL	38	4	15	19	29	-	-	-	-	7	1	1	2	6	-	-	-
2018-19	Pickering Panthers	OJHL	48	3	13	16	82	-	-	-	-	-	-	-	-	-	-	-	-
2019-20	Clarkson University Golden Knights	ECAC	31	1	6	7	14	-	-	-	-	-	-	-	-	-	-	-	-

QUINN OLSON

Left Wing | 5’10” | 170 lbs. | Shoots Left | 2019 Draft (2nd/92nd)
Born: May 9, 2001 in Calgary, ALTA

CAREER STATS			Regular Season										Playoffs							
Season	Team	League	GP	G	A	PTS	PIM	PP	SH	GW	+/-	GP	G	A	PTS	PIM	PP	SH	GW	
2017-18	Okotoks Oilers	AJHL	59	14	39	53	51	-	-	-	-	6	0	3	3	19	-	-	-	
2018-19	Okotoks Oilers	AJHL	54	20	46	66	75	-	-	-	-	9	4	8	12	50	-	-	-	
2019-20	University of Minnesota-Duluth Bulldogs	NCHC	31	7	8	15	24	-	-	-	-	-	-	-	-	-	-	-	-	

JAKE SCHMALTZ

Left Wing | 6’1” | 167 lbs. | Shoots Left | 2019 Draft (5th/192nd)
Born: April 24, 2001 in McFarland, WI

CAREER STATS			Regular Season										Playoffs							
Season	Team	League	GP	G	A	PTS	PIM	PP	SH	GW	+/-	GP	G	A	PTS	PIM	PP	SH	GW	
2016-17	Madison Edgewood Prep	USHS	24	19	25	44	8	-	-	-	-	1	1	0	1	0	-	-	-	
2017-18	Madison Edgewood Prep	USHS	24	24	32	56	33	-	-	-	-	3	1	5	6	0	-	-	-	
2018-19	Chicago Steel	USHL	60	5	13	18	16	-	-	-	-	11	0	2	2	4	-	-	-	
2019-20	Green Bay Gamblers	USHL	47	13	19	32	10	-	-	-	-	-	-	-	-	-	-	-	-	

JAY LEACH

HEAD COACH, PROVIDENCE BRUINS



Jay Leach is in his fourth season as head coach of Boston's top affiliate, as he was named as the 12th head coach in Providence history on July 31, 2017 after serving as the team's assistant coach for the previous season.

The Providence Bruins have compiled a 164-94-32 record in his four years behind the bench, including the Atlantic Division's best record in 2019-20 at 38-18-6. The AHL Bruins earned post-season berths in each season, including a berth in the Eastern Conference Finals in 2017

which was their best playoff showing since 2009, prior to the pandemic-shortened season in 2019-20.

Leach came to the Bruins organization after serving as an assistant coach for Adler Mannheim in Germany, with whom he won a league championship in 2014-15, and with the Wilkes-Barre/Scranton Penguins of the American Hockey League in 2015-16.

Drafted by Phoenix in the fifth round of the 1998 NHL Entry Draft, the native of Syracuse, New York played four seasons of college hockey at Providence College from 1997-2001 and went on to a 12-year professional career at the National, American and East Coast Hockey League levels. The defenseman played 70 NHL games with New Jersey, San Jose, Montreal, Tampa Bay and Boston (two scoreless games in 2005-06) with one goal and two assists for three points and 60 penalty minutes in those 70 contests.

Leach also played 180 games at the ECHL level with Trenton, Long Beach, Augusta and Mississippi with 13-38=51 totals and 344 PIM. He skated in 418 American Hockey League contests with Albany, Worcester, Lowell, Portland, Norfolk, Providence, Bridgeport and Springfield with 25-62=87 totals and 608 PIM in those contests.

He entered the coaching ranks after retiring as a player following his final AHL season with Albany in 2012-13.



TRENT WHITFIELD

ASSISTANT COACHES, PROVIDENCE BRUINS



Trent Whitfield is in his fifth season as an assistant coach in Providence, as he was named to the staff on August 4, 2016.

Whitfield returned to the Bruins organization after serving as an assistant coach for Portland of the American Hockey League in 2014-15 and with the WHL's Calgary Hitmen in 2015-16.

The forward was drafted by Boston as their fourth pick, 100th overall, in the 1996 NHL Entry Draft out of Spokane in the WHL. He enjoyed a 15-year pro career at the ECHL, AHL and NHL levels, including in 194 NHL games with Boston, St. Louis, Washington and the NY Rangers where he had 11-18=29 totals and 104 PIM.

The native of Alameda, Saskatchewan played 812 AHL games with Providence, Peoria and Portland with 247-349=596 totals and 564 PIM in those contests. He served as captain on six teams, including wearing the "C" in Providence during the 2009-10, 2011-12 and 2012-13 seasons.

Whitfield concluded his playing career with HC Bolzano in Austria in 2013-14.



Ryan Mougenel is in his second season as an assistant coach in Providence, as he was named to Jay Leach's staff in the summer of 2019.

Mougenel spent the previous five seasons as an assistant coach with the Hershey/AHL Bears in 2013-14, Worcester/AHL Sharks in 2014-15 and San Jose/AHL Barracuda from 2015-16 through last season.

He had previously served as the head coach for the ECHL's Las Vegas Wranglers for four seasons from 2008-2013, leading that team to the ECHL playoffs in all four years including a Western Conference championship in 2012.

The native of Scarborough, Ontario played his junior hockey in the Ontario Hockey League with Owen Sound and Kitchener and enjoyed a six-year professional career with seven teams in the ECHL, IHL and AHL from 1997-2003. He last played in the 2002-03 season with the Atlantic City Boardwalk Bullies, with which he won an ECHL Kelly Cup championship.

He moved into the coaching ranks as an assistant coach for both Stockton and Fresno in the ECHL from 2005-2009.



2020 **BOSTON BRUINS** 2021

2019-20
SEASON IN REVIEW

2019-20 REGULAR SEASON SCORING


No	Player	GP	G	A	PTS	PIM	PP	SH	GW	OT	Shots	%age	+/-
88	David Pastrnak	70	48	47	95	40	20	-	10	1	279	17.2	+21
63	Brad Marchand	70	28	59	87	82	5	1	5	-	185	15.1	+25
37	Patrice Bergeron	61	31	25	56	28	11	1	5	1	203	15.3	+23
47	Torey Krug	61	9	40	49	33	2	-	4	2	144	6.3	-4
46	David Krejci	61	13	30	43	23	3	-	3	1	83	15.7	+14
13	Charlie Coyle	70	16	21	37	21	1	2	3	-	145	11.0	+9
74	Jake DeBrusk	65	19	16	35	14	7	-	5	-	161	11.8	-1
73	Charlie McAvoy	67	5	27	32	41	1	-	1	1	101	5.0	+24
28	Ondrej Kase/ /Boston	49 6	7 -	16 1	23 1	10 4	- -	1 -	- -	- -	135 9	5.2 0.0	-7 Evn
	/Total	55	7	17	24	14	-	1	-	-	144	4.9	-7
52	Sean Kuraly	69	6	17	23	34	-	-	-	-	95	6.3	-2
43	Danton Heinen	58	7	15	22	8	3	-	2	-	90	7.8	+3
21	Nick Ritchie/ /Boston	41 7	8 1	11 1	19 2	78 19	2 -	- -	2 -	- -	70 8	11.4 12.5	+3 -2
	/Total	48	9	12	21	97	2	-	2	-	78	11.5	+1
48	Matt Grzelcyk	68	4	17	21	34	1	-	1	-	112	3.6	+15
10	Anders Bjork	58	9	10	19	10	1	-	-	-	66	13.6	+5
25	Brandon Carlo	67	4	15	19	33	-	-	-	-	111	3.6	+16
33	Zdeno Chara	68	5	9	14	60	-	-	2	-	86	5.8	+26
14	Chris Wagner	67	6	4	10	47	-	1	-	-	78	7.7	-8
20	Joakim Nordstrom	48	4	3	7	17	-	-	-	-	49	8.2	-6
26	Par Lindholm	40	3	3	6	4	-	-	1	-	35	8.6	+6
18	Brett Ritchie	27	2	4	6	21	-	-	1	-	34	5.9	-3
83	Karson Kuhlman	25	1	5	6	13	1	-	-	-	45	2.2	+3
27	John Moore	24	2	1	3	11	-	-	-	-	33	6.1	-2
42	David Backes	16	1	2	3	16	1	-	1	-	26	3.8	-2
75	Connor Clifton	31	2	-	2	12	-	-	-	-	20	10.0	+4
79	Jeremy Lauzon	19	1	1	2	29	-	-	-	-	20	5.0	+5
19	Zach Senyshyn	4	-	2	2	-	-	-	-	-	1	0.0	+1
44	Steven Kampfer	10	-	2	2	2	-	-	-	-	13	0.0	+2
41	Jaroslav Halak	31	-	2	2	-	-	-	-	-	-	-	-
40	Tuukka Rask	41	-	2	2	-	-	-	-	-	-	-	-
50	Brendan Gaunce	1	-	1	1	2	-	-	-	-	-	0.0	+1
68	Jack Studnicka	2	-	1	1	2	-	-	-	-	3	0.0	+2
22	Peter Cehlarik	3	-	1	1	2	-	-	-	-	-	0.0	-1
53	Cameron Hughes	1	-	-	-	-	-	-	-	-	-	0.0	-1
34	Paul Carey	1	-	-	-	-	-	-	-	-	-	0.0	-1
82	Trent Frederic	2	-	-	-	-	-	-	-	-	1	0.0	-1
58	Urho Vaakanainen	5	-	-	-	-	-	-	-	-	2	0.0	+2
81	Anton Blidh	7	-	-	-	-	-	-	-	-	9	0.0	Evn
	Bench	70				20							
	Boston Totals	70	227	381	608	682	56	5	44	6	2247	10.1	
	Opponent Totals	70	167	269	436	734	34	7	25	5	2103	7.9	

No	Goaltender	GP	MINS	SOG	SVS	SV%	W-L-O	GA	GAA	SO	EN
40	Tuukka Rask	41	2402	1189	1104	.929	26-8-6	85	2.12	5	6
41	Jaroslav Halak	31	1833	905	832	.919	18-6-6	73	2.39	3	3
	Boston Totals	70	4261	2103	1936	.921	44-13-12	167	2.35	8	9
	Opponent Totals	70	4261	2247	2018	.898	25-38-6	227	3.20	1	11

2020 PLAYOFF SCORING

No	Player	GP	G	A	PTS	PIM	PP	SH	GW	OT	Shots	%age	+/-
63	Brad Marchand	13	7	5	12	2	3	-	1	-	28	25.0	Evn
46	David Krejci	13	4	8	12	4	2	-	-	-	23	17.4	-5
88	David Pastrnak	10	3	7	10	2	2	-	-	-	40	7.5	-3
37	Patrice Bergeron	13	2	6	8	6	1	-	2	1	44	4.5	+2
47	Torey Krug	13	-	6	6	22	-	-	-	-	32	0.0	-6
13	Charlie Coyle	13	3	2	5	2	1	-	-	-	31	9.7	-4
74	Jake DeBrusk	13	4	-	4	2	1	-	1	-	27	14.8	-3
73	Charlie McAvoy	13	1	3	4	24	-	-	-	-	29	3.4	-6
28	Ondrej Kase	11	-	4	4	2	-	-	-	-	27	0.0	-1
14	Chris Wagner	12	2	1	3	4	-	-	-	-	20	10.0	-5
75	Connor Clifton	8	1	2	3	6	-	-	-	-	12	8.3	-1
52	Sean Kuraly	10	1	2	3	4	-	1	1	-	11	9.1	-4
20	Joakim Nordstrom	13	-	2	2	2	-	-	-	-	10	0.0	-6
33	Zdeno Chara	13	-	2	2	8	-	-	-	-	13	0.0	-4
21	Nick Ritchie	8	1	-	1	16	-	-	-	-	6	16.7	-3
10	Anders Bjork	10	-	1	1	6	-	-	-	-	17	0.0	-3
48	Matt Grzelcyk	12	-	1	1	4	-	-	-	-	9	0.0	-5
25	Brandon Carlo	13	-	1	1	8	-	-	-	-	16	0.0	Evn
27	John Moore	1	-	-	-	-	-	-	-	-	-	0.0	-1
83	Karson Kuhlman	5	-	-	-	-	-	-	-	-	11	0.0	-2
68	Jack Studnicka	5	-	-	-	2	-	-	-	-	10	0.0	-1
26	Par Lindholm	6	-	-	-	2	-	-	-	-	5	0.0	-2
79	Jeremy Lauzon	6	-	-	-	18	-	-	-	-	3	0.0	-3
	Bench	13				2							
Boston Totals		13	29	53	82	150	10	1	5	1	424	6.8	
Opponent Totals		13	39	62	101	157	7	1	8	2	385	10.1	

No	Goaltender	GP	MINS	SOG	SVS	SV%	W-L	GA	GAA	SO	EN
40	Tuukka Rask	4	257	114	103	.904	1-3	11	2.57	-	-
41	Jaroslav Halak	10	543	256	231	.902	4-5	25	2.76	-	-
80	Daniel Vladar	1	29	15	12	.800	0-0	3	6.21	-	-
Boston Totals		13	839	385	346	.899	5-8	39	2.79	-	-
Opponent Totals		13	839	424	396	.934	8-5	29	2.07	-	1



2019-20 GAME-BY-GAME RESULTS

Gm	Date	Opponent	Score	Home	Road	Overall	Notes
1	10-3-19	at Dallas	W 2-1		1-0-0	1-0-0	—
2	10-5-19	at Arizona	W 1-0		2-0-0	2-0-0	Jaroslav Halak, 35 svs; Extends win streak vs Arizona to 15 straight gms
3	10-8-19	at Vegas	W 4-3		3-0-0	3-0-0	Brad Marchand, 2G/1A; David Pastrnak, 1G/2A
4	10-10-19	at Colorado	L 2-4		3-1-0	3-1-0	—
5	10-12-19	New Jersey	W 3-0	1-0-0		4-1-0	Tuukka Rask, 31 svs
6	10-14-19	Anaheim	W 4-2	2-0-0		5-1-0	David Pastrnak, 4G tying club record
7	10-17-19	Tampa Bay* *	O 3-4	2-0-1		5-1-1	David Pastrnak, 2G/1A, 5 straight tm goals scored & pts on 7 straight; Shootout loss (Bos 0/4; TB 1/4)
8	10-19-19	at Toronto*	O 3-4		3-1-1	5-1-2	Tor's Morgan Rielly, GWG at 3:54 of OT
9	10-22-19	Toronto	W 4-2	3-0-1		6-1-2	Tuukka Rask, 500th NHL game
10	10-26-19	St. Louis	W 3-0	4-0-1		7-1-2	Tuukka Rask, 26 svs
11	10-27-19	at NY Rangers	W 7-4		4-1-1	8-1-2	Brad Marchand, 2G/3A; David Pastrnak, 5A; Patrice Bergeron, 3G
12	10-29-19	San Jose	W 5-1	5-0-1		9-1-2	—
13	11-2-19	Ottawa	W 5-2	6-0-1		10-1-2	David Pastrnak, 1G/2A
14	11-4-19	Pittsburgh	W 6-4	7-0-1		11-1-2	Brad Marchand, 2G/3A; Bos scored 1st 3G, Pit scored next 4, Bos scored last 2
15	11-5-19	at Montreal	L 4-5		4-2-1	11-2-2	—
16	11-8-19	at Detroit	L 2-4		4-3-1	11-3-2	—
17	11-10-19	Philadelphia* *	O 2-3	7-0-2		11-3-3	Shootout loss (Bos 0/3; Phi 1/2); David Pastrnak, unsuccessful penalty shot on Phi's Carter Hart
18	11-12-19	Florida* *	O 4-5	7-0-3		11-3-4	Bos scored 1st 4G, Fla scored last 4; Shootout loss (Bos 1/4; Fla 2/4)
19	11-15-19	at Toronto	W 4-2		5-3-1	12-3-4	—
20	11-16-19	Washington* *	O 2-3	7-0-4		12-3-5	Wsh tied gm at 19:01 of 3rd period; Shootout loss (Bos 1/5; Wsh 2/5)
21	11-19-19	at New Jersey	W 5-1		6-3-1	13-3-5	David Pastrnak & Matt Grzelcyk, 2G ea; Brad Marchand, 3A; Bos 2G in 0:14 of 1st period (14:26 & 14:40)
22	11-21-19	Buffalo	W 3-2	8-0-4		14-3-5	Brad Marchand, 2G; David Pastrnak, 20th G of season
23	11-23-19	Minnesota*	W 5-4	9-0-4		15-3-5	David Krejci, 2G in 0:48 in final 1:55 of 3rd period to send game into OT; Torey Krug, GWG at 2:41 of OT/2A; Patrice Bergeron, 4A
24	11-26-19	at Montreal	W 8-1		7-3-1	16-3-5	David Pastrnak, 3G; Charlie Coyle & Brad Marchand, 1G/2A ea; Sean Kuraly, 3A
25	11-27-19	at Ottawa	W 2-1		8-3-1	17-3-5	—
26	11-29-19	NY Rangers*	W 3-2	10-0-4		18-3-5	David Krejci, GWG at 1:40 of OT
27	12-1-19	Montreal	W 3-1	11-0-4		19-3-5	—
28	12-3-19	Carolina	W 2-0	12-0-4		20-3-5	Jaroslav Halak, 24 svs in 500th NHL gm
29	12-5-19	Chicago*	O 3-4	12-0-5		20-3-6	Chi scored 1st 3G, Bos tied w/3 in 3rd period; Chi's Jonathan Toews, GWG at 0:54 of OT
30	12-7-19	Colorado	L 1-4	12-1-5		20-4-6	Snapped 12-0-5 home point streak, 2nd-longest in club history from start of a season
31	12-9-19	at Ottawa	L 2-5		8-4-1	20-5-6	—
32	12-11-19	at Washington	L 2-3		8-5-1	20-6-6	—
33	12-12-19	at Tampa Bay	L 2-3		8-6-1	20-7-6	—
34	12-14-19	at Florida	W 4-2		9-6-1	21-7-6	David Pastrnak, 2G + unsuccessful penalty shot vs Fla's Sergei Bobrovsky
35	12-17-19	Los Angeles*	O 3-4	12-1-6		21-7-7	LA's Anze Kopitar, GWG at 3:23 of OT
36	12-19-19	NY Islanders* *	O 2-3	12-1-7		21-7-8	Shootout loss (Bos 1/3; NYI 2/3)
37	12-21-19	Nashville*	O 3-4	12-1-8		21-7-9	Patrice Bergeron, 2G; Nsh's Ryan Ellis, GWG at 4:05 of OT
38	12-23-19	Washington	W 7-3	13-1-8		22-7-9	David Krejci, 1G/2A; Patrice Bergeron, 2G; Snapped 0-6-2 home stretch vs WSH since 3/6/2014
39	12-27-19	at Buffalo	W 3-0		10-6-1	23-7-9	Brad Marchand, 3A; Patrice Bergeron, 2G; Jaroslav Halak, 26 svs
40	12-29-19	Buffalo	W 3-2	14-1-8		24-7-9	Jake DeBrusk, 2G
41	12-31-19	at New Jersey* *	O 2-3		10-6-2	24-7-10	Shootout loss (Bos 1/6; NJ 2/6)
42	1-2-20	Columbus*	O 1-2	14-1-9		24-7-11	David Pastrnak, 30th goal; Cmb's Pierre-Luc Dubois, GWG at 0:52 of OT
43	1-4-20	Edmonton	L 1-4	14-2-9		24-8-11	—
44	1-7-20	at Nashville	W 6-2		11-6-2	25-8-11	Penalty kill streak snapped at 25 straight
45	1-9-20	Winnipeg	W 5-4	15-2-9		26-8-11	David Pastrnak, 3G; Jake DeBrusk, 2G/1A

2019-20 GAME-BY-GAME RESULTS

Gm	Date	Opponent	Score	Home	Road	Overall	Notes
46	1-11-20	at NY Islanders*	W 3-2		12-6-2	27-8-11	Patrice Bergeron, GWG at 1:33 of OT
47	1-13-20	at Philadelphia**	O 5-6		12-6-3	27-8-12	Bos had 5-2 lead in 2nd period; Phi scored 3 unanswered goals; Shootout loss (Bos 0/5; Phi 1/5); Zdeno Chara, 1,000th game as a Bruin
48	1-14-20	at Columbus	L 0-3		12-7-3	27-9-12	Cmbs' Elvis Merzlikins, 34 svs
49	1-16-20	Pittsburgh	W 4-1	16-2-9		28-9-12	-
50	1-19-20	at Pittsburgh	L 3-4		12-8-3	28-10-12	Bos scored 1st 3G, Pit scored next 4; 1st Bos regulation loss w/3G lead since 4/4/2011
51	1-21-20	Vegas	W 3-2	17-2-9		29-10-12	-
52	1-31-20	at Winnipeg	W 2-1		13-8-3	30-10-12	74 combined PIM in gm (Bos 39, Wpg 35)
53	2-1-20	at Minnesota	W 6-1		14-8-3	31-10-12	Torey Krug, 2G/2A; David Pastrnak, 1G/2A
54	2-4-20	Vancouver	W 4-0	18-2-9		32-10-12	Tuukka Rask, 25 svs
55	2-5-20	at Chicago*	W 2-1		15-8-3	33-10-12	Charlie McAvoy, GWG at 1:19 of OT
56	2-8-20	Arizona	W 4-2	19-2-9		34-10-12	Patrice Bergeron, 1G/2A; Charlie Coyle, 2G; Tuukka Rask set club mark for home pt streak from start of season at 12-0-6; 16th straight win vs. ARI
57	2-9-20	at Detroit	L 1-3		15-9-3	34-11-12	-
58	2-12-20	Montreal	W 4-1	20-2-9		35-11-12	David Pastrnak, 3G & 1st Bruin w/40G since 2002-03 (Glen Murray)
59	2-15-20	Detroit	W 4-1	21-2-9		36-11-12	Tuukka Rask tied club mark w/20-game home point streak (14-0-6)
60	2-16-20	at NY Rangers	W 3-1		16-9-3	37-11-12	-
61	2-19-20	at Edmonton*	W 2-1		17-9-3	38-11-12	David Pastrnak, GWG at 1:14 of OT
62	2-21-20	at Calgary	W 4-3		18-9-3	39-11-12	Patrice Bergeron, 2G; Cgy led 3-1 3:23 into 1st period; Bos scored 3 unanswered to win
63	2-22-20	at Vancouver	L 3-9		18-10-3	39-12-12	David Pastrnak, 2G
64	2-25-20	Calgary	L 2-5	21-3-9		39-13-12	-
65	2-27-20	Dallas	W 4-3	22-3-9		40-13-12	-
66	2-29-20	at NY Islanders	W 4-0		19-10-3	41-13-12	Charlie McAvoy, 1G/2A; Tuukka Rask, 25 svs
67	3-3-20	at Tampa Bay	W 2-1		20-10-3	42-13-12	-
68	3-5-20	at Florida*	W 2-1		21-10-3	43-13-12	Torey Krug, GWG at 4:08 of OT
69	3-7-20	Tampa Bay	L 3-5	22-4-9		43-14-12	94 PIM in game (Bos 46, TB 48); TB, 2 SHGs on same penalty
70	3-10-20	at Philadelphia	W 2-0		22-10-3	44-14-12	Tuukka Rask, 36 svs; 100 pts on season

** Season paused on 3/11/20 due to coronavirus concerns and officially ended on 5/26/2020

2020 PLAYOFF GAME-BY-GAME RESULTS

Gm	Date	Opponent	Score	Home	Road	Overall	Notes
RR1	8-2-20	Philadelphia	L 1-4	0-1		0-1	2G in 0:8 of 2nd period (Bos 8:51, Phi 8:59)
RR2	8-5-20	Tampa Bay	L 2-3	0-2		0-2	-
RR3	8-9-20	at Washington	L 1-2		0-1	0-3	-
R11	8-12-20	Carolina*	W 4-3	1-2		1-3	Patrice Bergeron, GWG at 21:13 of OT - 4th career OTG, most in club history
R12	8-13-20	Carolina	L 2-3	1-3		1-4	-
R13	8-15-20	at Carolina	W 3-1		1-1	2-4	-
R14	8-17-20	at Carolina	W 4-3		2-1	3-4	Jake DeBrusk, 2G; Car scored 1st 2G, Bos scored 4 unanswered in 6:51 of 3rd period
R15	8-19-20	Carolina	W 2-1	2-3		4-4	Advance to Round Two
R21	8-23-20	at Tampa Bay	W 3-2		3-1	5-4	-
R22	8-25-20	at Tampa Bay*	L 3-4		3-2	5-5	Brad Marchand, 2G; TB's Ondrej Palat, GWG at 4:40 of OT
R23	8-26-20	Tampa Bay	L 1-7	2-4		5-6	Worst loss since 4/29/1992 (9-3 at BUF); TB's Nikita Kucherov, 1G/3A
R24	8-29-20	Tampa Bay	L 1-3	2-5		5-7	-
R25	8-31-20	at Tampa Bay*	L 2-3		3-3	5-8	TB's Victor Hedman, GWG at 34:10 of OT; 10th longest game in team playoff history

2019-20 SEASON NOTABLES

TEAM RECORDS

	W	L	T
Home Record	22	4	9
Road Record	22	10	3
Overall Record	44	14	12
Vs. Eastern Conference	26	9	9
Vs. Atlantic Division	14	6	3
Vs. Metropolitan Division	12	3	6
Vs. Western Conference	18	5	3
Vs. Pacific Division	9	2	2
Vs. Central Division	9	3	1
Scoring First Goal of Game	26	7	8
Allowing First Goal of Game	18	7	4
Leading After First Period	24	5	3
Trailing After First Period	6	7	3
Tied After First Period	14	2	6
Leading After Second Period	28	1	6
Trailing After Second Period	5	11	4
Tied After Second Period	11	2	2
Outshooting Opponents	25	9	7
Opponents Outshoot	17	4	5
Shots Tied	2	1	0
One-Goal Decisions	18	16	
Two-Goal Decisions	10	4	
Three-Goal Decisions	8	5	
Four-Plus Goal Decisions	8	1	
Five-Minute Overtime Shootouts	6	5	
	0	7	
Leading a Game by 2-0	19	2	3
Leading a Game by Two Goals	32	2	3
Leading a Game by 3-0	9	1	1
Leading a Game by Three Goals	19	1	2
Trailing a Game by 0-2	2	4	3
Trailing a Game by Two Goals	3	12	3
Trailing a Game by 0-3	0	2	1
Trailing a Game by Three Goals	0	7	1
Vs. Original Six Clubs	10	3	2
Matinees	6	3	1
Taking 30-or-More Shots	26	9	8
Allowing 30-or-More Shots	22	6	6
Scoring a Power Play Goal	29	6	9
Scoring Multiple Power Play Goals	10	0	1
Allowing a Power Play Goal	14	9	4
Allowing Multiple Power Play Goals	3	2	1
Game One of Back-to-Back Sets	9	1	1
Game Two of Back-to-Back Sets	5	5	1
Game One of 3-in-4-Nights Series	5	2	1
Game Two of 3-in-4-Nights Series	4	3	1
Game Three of 3-in-4-Nights Series	4	4	0

2019-20 FUN FACTS

- The Bruins concluded their 30 season series winning 21, losing four and finishing even in five ... That included season sweeps of Anaheim, Arizona (for the eighth straight season), Buffalo, Carolina, Dallas, Minnesota, NY Rangers, St. Louis, San Jose, Vegas and Winnipeg.
- The Bruins ranked second overall on the power play in 2019-20 at 25.2%.
- They set a club record with power play goals in 14 straight games from Dec. 14-Jan. 13 (16 for 50 in that span, 32.0%).
- The Bruins ranked third overall on the penalty kill in 2019-20 at 84.3%.
- The Bruins scored five shorthanded goals in 2019-20.
- The Bruins were awarded two penalty shots in 2019-20, both unsuccessful by David Pastrnak, vs. Philadelphia's Carter Hart on Nov. 10 and vs. Florida's Sergei Bobrovsky on Dec. 14.
- Boston goaltenders did not face a penalty shot in 2019-20.
- They opened the season with a 12-0-5 point streak at home, which was the second-longest such stretch in club history from the start of a season.
- Tuukka Rask went 14-0-6 in his first 20 home decisions, which broke Gilles Gilbert's club mark 16-0-1 stretch at the start of the 1973-74 campaign ... It tied for the longest home point streak overall by a Boston goaltender (Tiny Thompson, 20-0-0 in 1929-30).
- The Bruins hit the 100-point mark for the third straight year and the 24th time overall while winning the President's Trophy for the third time (1989-90, 2013-14) ... It is the 14th time they have led the NHL in points.
- Bruins scored five hat tricks in 2019-20 - four by David Pastrnak (including a four-goal game) and one by Patrice Bergeron ... Pastrnak became the first Bruin with four hat tricks in a season since Phil Esposito and Bobby Orr each had four in 1974-75.
- Pastrnak represented Boston at the 2020 NHL All-Star Game in St. Louis ... It was his second All-Star Game appearance and he had four goals and two assists for the Atlantic team to win Most Valuable Player honors for the event.
- Tuukka Rask hit the 20-win mark for the eighth time in his career, tying the club record for most 20-win seasons (Tiny Thompson, Frank Brimsek, Gerry Cheevers).
- Patrice Bergeron hit the 20-goal mark for the 11th time in his career, second only to John Bucyk's 16 20-goal campaigns, and became just the sixth Bruin with six 30+ goal seasons.
- Brad Marchand recorded 87 points, becoming the first Bruin with five straight 80-point seasons since Ray Bourque did so in five straight years from 1989-90 through 1993-94.
- David Pastrnak became the second-fastest Bruin to reach the 150-career goal mark, doing so in his 341st game (Barry Pederson, 316 games), was the fourth Bruin to record 300 points prior to his 350th game (Pederson, Bobby Orr, Ray Bourque) and was the fifth player to hit the 25-goal mark in 27 games or fewer (Cam Neely, Esposito, Herb Cain, Cooney Weiland).
- Pastrnak tied an NHL record when he factored into six straight game-opening goals from Dec. 27-Jan. 7 (5-1=6) ... In all, he scored the first goal of game on 15 occasions, tying Phil Esposito's club record set in 1973-74 and second in NHL history only to Brett Hull (20 in 1990-91 and 16 in 1991-92).
- Zdeno Chara became the 12th player in NHL history to play in four different decades (90s, 00s, 10s, 20s) ... He also became the sixth defenseman in NHL history to play 1,500 games and the sixth Bruin to play 1,000 games in a Boston uniform.
- The Bruins sold out every regular season game at TD Garden for the tenth straight year in 2019-20 and will carry a sellout streak of 474 consecutive games (regular season and playoffs) into 2020-21 when play resumes at TD Garden.

BOSTON vs. ANAHEIM

At Boston
Oct. 14 Ana 2 at Bos 4 (GW: Pastrnak)

At Anaheim
-

Boston Bruins	GP	G	A	PTS	PIM	PP	SH
David Pastrnak	1	4	-	4	2	2	-
Torey Krug	1	-	2	2	-	-	-
Brad Marchand	1	-	2	2	-	-	-
Patrice Bergeron	1	-	1	1	2	-	-
Brandon Carlo	1	-	-	-	-	-	-
Zdeno Chara	1	-	-	-	-	-	-
Charlie Coyle	1	-	-	-	-	-	-
Jake DeBrusk	1	-	-	-	-	-	-
Matt Grzelcyk	1	-	-	-	-	-	-
Danton Heinen	1	-	-	-	-	-	-
Steven Kampfer	1	-	-	-	2	-	-
David Krejci	1	-	-	-	-	-	-
Karson Kuhlman	1	-	-	-	-	-	-
Sean Kuraly	1	-	-	-	-	-	-
Charlie McAvoy	1	-	-	-	2	-	-
Joakim Nordstrom	1	-	-	-	-	-	-
Brett Ritchie	1	-	-	-	-	-	-
Chris Wagner	1	-	-	-	2	-	-

Anaheim Ducks	GP	G	A	PTS	PIM	PP	SH
Adam Henrique	1	1	1	2	-	-	-
Rickard Rakell	1	1	-	1	-	-	-
Cam Fowler	1	-	1	1	-	-	-
Nick Ritchie	1	-	1	1	-	-	-
Max Comtois	1	-	-	-	2	-	-
Michael Del Zotto	1	-	-	-	2	-	-
Ryan Getzlaf	1	-	-	-	2	-	-
Derek Grant	1	-	-	-	-	-	-
Korbinian Holzer	1	-	-	-	-	-	-
Max Jones	1	-	-	-	-	-	-
Ondrej Kase	1	-	-	-	-	-	-
Jacob Larsson	1	-	-	-	-	-	-
Hampus Lindholm	1	-	-	-	-	-	-
Josh Manson	1	-	-	-	-	-	-
Carter Rowney	1	-	-	-	-	-	-
Jakob Silfverberg	1	-	-	-	-	-	-
Sam Steel	1	-	-	-	2	-	-
Troy Terry	1	-	-	-	-	-	-

Boston Bruins	GP	MINS	W-L-O	GA	GAA	SV%	SO
Jaroslav Halak	1	59	1-0-0	2	2.03	.938	-

Anaheim Ducks	GP	MINS	W-L-O	GA	GAA	SV%	SO
John Gibson	1	57	0-1-0	4	4.17	.826	-

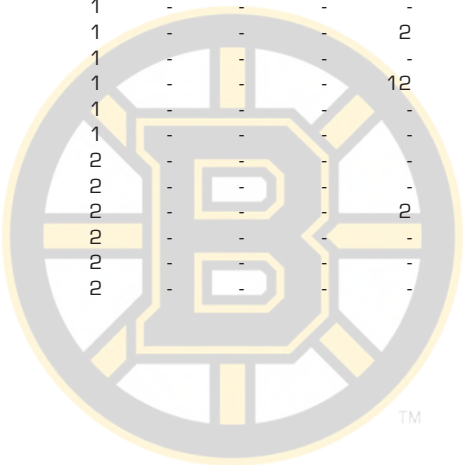
By Period	1	2	3	OT	TOTAL
Goals	1	1	2	-	4
Shots	11	6	6	-	23
Power Play:	66.7%	(2/3)			
Penalty Kill:	100.0%	(4/4)			

By Period	1	2	3	OT	TOTAL
Goals	0	1	1	-	2
Shots	8	16	8	-	32
Power Play:	0.0%	(0/4)			
Penalty Kill:	33.3%	(1/3)			

BOSTON vs. ARIZONA

At Boston
Feb. 8 Ari 2 at Bos 4 (GW: DeBrusk)

Boston Bruins	GP	G	A	PTS	PIM	PP	SH
Patrice Bergeron	2	1	3	4	-	1	-
Charlie Coyle	2	2	-	2	-	-	-
David Pastrnak	2	-	2	2	2	-	-
Jake DeBrusk	2	1	-	1	-	1	-
Brad Marchand	2	1	-	1	-	-	-
David Krejci	2	-	1	1	-	-	-
Torey Krug	2	-	1	1	-	-	-
Charlie McAvoy	2	-	1	1	4	-	-
Anders Bjork	1	-	-	-	-	-	-
Anton Blidh	1	-	-	-	-	-	-
Brandon Carlo	1	-	-	-	-	-	-
Connor Clifton	1	-	-	-	2	-	-
Danton Heinen	1	-	-	-	-	-	-
Jeremy Lauzon	1	-	-	-	12	-	-
John Moore	1	-	-	-	-	-	-
Brett Ritchie	1	-	-	-	-	-	-
Zdeno Chara	2	-	-	-	-	-	-
Matt Grzelcyk	2	-	-	-	-	-	-
Karson Kuhlman	2	-	-	-	2	-	-
Sean Kuraly	2	-	-	-	-	-	-
Par Lindholm	2	-	-	-	-	-	-
Chris Wagner	2	-	-	-	-	-	-



At Arizona
Oct. 5 Bos 1 at Ari 0 (GW: Marchand)

Arizona Coyotes	GP	G	A	PTS	PIM	PP	SH
Jakob Chychrun	2	1	-	1	-	-	-
Phil Kessel	2	1	-	1	-	1	-
Vinnie Hinostroza	2	-	1	1	-	-	-
Clayton Keller	2	-	1	1	-	-	-
Jason Demers	1	-	-	-	-	-	-
Oliver Ekman-Larsson	1	-	-	-	-	-	-
Michael Grabner	1	-	-	-	-	-	-
Taylor Hall	1	-	-	-	-	-	-
Ilya Lyubushkin	1	-	-	-	-	-	-
Aaron Ness	1	-	-	-	-	-	-
Lawson Crouse	2	-	-	-	4	-	-
Christian Dvorak	2	-	-	-	-	-	-
Christian Fischer	2	-	-	-	2	-	-
Conor Garland	2	-	-	-	2	-	-
Alex Goligoski	2	-	-	-	-	-	-
Niklas Hjalmarsson	2	-	-	-	2	-	-
Jordan Oesterle	2	-	-	-	2	-	-
Brad Richardson	2	-	-	-	2	-	-
Nick Schmaltz	2	-	-	-	-	-	-
Carl Soderberg	2	-	-	-	-	-	-
Derek Stepan	2	-	-	-	-	-	-



Boston Bruins	GP	MINS	W-L-O	GA	GAA	SV%	SO
Jaroslav Halak	1	60	1-0-0	0	0.00	1.000	1
Tuukka Rask	1	59	1-0-0	2	2.04	.935	-

Arizona Coyotes	GP	MINS	W-L-O	GA	GAA	SV%	SO
Darcy Kuemper	1	59	0-1-0	1	1.01	.962	-
Adin Hill	1	59	0-1-0	3	3.07	.906	-

By Period	1	2	3	OT	TOTAL
Goals	1	3	1	-	5
Shots	15	21	23	-	59

Power Play: 33.3% (2/6)
Penalty Kill: 85.7% (6/7)

By Period	1	2	3	OT	TOTAL
Goals	0	1	1	-	2
Shots	16	26	24	-	66

Power Play: 14.3% (1/7)
Penalty Kill: 66.7% (4/6)

BOSTON vs. BUFFALO

At Boston
Nov. 21 Buf 2 at Bos 3 (GW: Pastnak)
Dec. 29 Buf 2 at Bos 3 (GW: DeBrusk)

At Buffalo
Dec. 27 Bos 3 at Buf 0 (GW: Bergeron)

Boston Bruins	GP	G	A	PTS	PIM	PP	SH
Brad Marchand	3	2	4	6	-	1	-
David Pastnak	3	2	4	6	2	1	-
Patrice Bergeron	3	2	2	4	-	1	-
Jake DeBrusk	3	2	-	2	-	2	-
Steven Kampfer	2	-	2	2	-	-	-
Danton Heinen	3	-	2	2	2	-	-
Brandon Carlo	3	1	-	1	-	-	-
Zdeno Chara	3	-	1	1	-	-	-
Charlie Coyle	3	-	1	1	2	-	-
Matt Grzelcyk	3	-	1	1	2	-	-
David Krejci	3	-	1	1	-	-	-
Charlie McAvoy	1	-	-	-	-	-	-
Brett Ritchie	1	-	-	-	2	-	-
Urho Vaakanainen	1	-	-	-	-	-	-
Par Lindholm	2	-	-	-	-	-	-
John Moore	2	-	-	-	-	-	-
Anders Bjork	3	-	-	-	-	-	-
Connor Clifton	3	-	-	-	2	-	-
Sean Kuraly	3	-	-	-	2	-	-
Joakim Nordstrom	3	-	-	-	2	-	-
Chris Wagner	3	-	-	-	9	-	-

Buffalo Sabres	GP	G	A	PTS	PIM	PP	SH
Rasmus Ristolainen	3	2	1	3	-	1	-
Jack Eichel	3	-	2	2	10	-	-
Curtis Lazar	3	1	-	1	7	-	-
Brandon Montour	3	1	-	1	2	-	-
Rasmus Dahlin	3	-	1	1	-	-	-
Victor Olofsson	3	-	1	1	-	-	-
Sam Reinhart	3	-	1	1	4	-	-
Conor Sheary	3	-	1	1	-	-	-
Marcus Johansson	3	-	1	1	2	-	-
Casey Mittelstadt	1	-	-	-	-	-	-
Marco Scandella	1	-	-	-	-	-	-
Johan Larsson	2	-	-	-	4	-	-
Colin Miller	2	-	-	-	-	-	-
Kyle Okposo	2	-	-	-	-	-	-
Jeff Skinner	2	-	-	-	-	-	-
Rasmus Asplund	3	-	-	-	2	-	-
Zemgus Girgensons	3	-	-	-	-	-	-
Henri Jokiharju	3	-	-	-	2	-	-
Jake McCabe	3	-	-	-	2	-	-
Evan Rodrigues	3	-	-	-	4	-	-
Jimmy Vesey	3	-	-	-	2	-	-

Boston Bruins	GP	MINS	W-L-O	GA	GAA	SV%	SO
Jaroslav Halak	1	60	1-0-0	0	0.00	1.000	1
Tuukka Rask	2	120	2-0-0	4	2.00	.938	-

Buffalo Sabres	GP	MINS	W-L-O	GA	GAA	SV%	SO
Linus Ullmark	3	174	0-3-0	8	2.75	.890	-

By Period	1	2	3	OT	TOTAL
Goals	3	2	4	-	9
Shots	14	37	23	-	74

Power Play:	41.7%	(5/12)
Penalty Kill:	88.9%	(8/9)

By Period	1	2	3	OT	TOTAL
Goals	1	1	2	-	4
Shots	35	24	31	-	90


Power Play:	11.1%	(1/9)
Penalty Kill:	58.3%	(7/12)

BOSTON vs. CALGARY


At Boston
Feb. 25 Cgy 5 at Bos 2 (GW: Monahan)

At Calgary
Feb. 21 Bos 4 at Cgy 3 (GW: Marchand)

Boston Bruins	GP	G	A	PTS	PIM	PP	SH
Brad Marchand	2	2	1	3	2	-	1
Patrice Bergeron	2	2	-	2	2	-	-
Charlie McAvoy	2	-	2	2	-	-	-
David Pastrnak	2	-	2	2	-	-	-
Charlie Coyle	2	1	-	1	-	-	-
Chris Wagner	2	1	-	1	-	-	-
Par Lindholm	1	-	1	1	-	-	-
Anders Bjork	2	-	1	1	-	-	-
Brandon Carlo	2	-	1	1	-	-	-
Torey Krug	2	-	1	1	-	-	-
Karson Kuhlman	2	-	1	1	2	-	-
Sean Kuraly	2	-	1	1	-	-	-
Andon Blidh	1	-	-	-	-	-	-
Danton Heinen	1	-	-	-	-	-	-
Nick Ritchie	1	-	-	-	-	-	-
Zdeno Chara	2	-	-	-	-	-	-
Jake DeBrusk	2	-	-	-	-	-	-
Matt Grzelcyk	2	-	-	-	4	-	-
David Krejci	2	-	-	-	-	-	-
Jeremy Lauzon	2	-	-	-	5	-	-



Calgary Flames	GP	G	A	PTS	PIM	PP	SH
Mikael Backlund	2	4	1	5	-	-	-
Matthew Tkachuk	2	1	3	4	5	-	-
Sean Monahan	2	2	-	2	-	1	-
Johnny Gaudreau	2	1	1	2	-	-	-
Noah Hanifin	2	-	2	2	-	-	-
Erik Gustafsson	1	-	1	1	-	-	-
Rasmus Andersson	2	-	1	1	-	-	-
Elias Lindholm	2	-	1	1	-	-	-
Tobias Rieder	2	-	1	1	-	-	-
Michael Stone	2	-	1	1	-	-	-
Derek Forbort	1	-	-	-	-	-	-
Oliver Kylington	1	-	-	-	-	-	-
Alexander Telesin	1	-	-	-	-	-	-
Sam Bennett	2	-	-	-	-	-	-
T. J. Brodie	2	-	-	-	2	-	-
Dillon Dube	2	-	-	-	-	-	-
Mark Jankowski	2	-	-	-	-	-	-
Milan Lucic	2	-	-	-	-	-	-
Andrew Mangiapane	2	-	-	-	-	-	-
Derek Ryan	2	-	-	-	-	-	-



Boston Bruins	GP	MINS	W-L-O	GA	GAA	SV%	SO
Jaroslav Halak	1	60	1-0-0	3	3.00	.857	-
Tuukka Rask	1	60	0-1-0	4	4.00	.867	-

Calgary Flames	GP	MINS	W-L-O	GA	GAA	SV%	SO
David Rittich	1	60	1-0-0	2	2.00	.929	-
Cam Talbot	1	59	0-1-0	4	4.06	.826	-

By Period	1	2	3	OT	TOTAL
Goals	3	2	1	-	6
Shots	21	17	13	-	51

Power Play:	0.0%	(0/1)
Penalty Kill:	80.0%	(4/5)

By Period	1	2	3	OT	TOTAL
Goals	4	2	2	-	8
Shots	13	18	21	-	52


Power Play:	20.0%	(1/5)
Penalty Kill:	100.0%	(1/1)

BOSTON vs. CAROLINA

At Boston
Dec. 3 Car 0 at Bos 2 (GW: Coyle)

At Carolina
-

Boston Bruins	GP	G	A	PTS	PIM	PP	SH
Charlie Coyle	1	1	-	1	-	-	-
David Krejci	1	1	-	1	-	-	-
Danton Heinen	1	-	1	1	-	-	-
Brad Marchand	1	-	1	1	-	-	-
Charlie McAvoy	1	-	1	1	-	-	-
David Pastrnak	1	-	1	1	2	-	-
David Backes	1	-	-	-	-	-	-
Anders Bjork	1	-	-	-	-	-	-
Brandon Carlo	1	-	-	-	-	-	-
Zdeno Chara	1	-	-	-	-	-	-
Connor Clifton	1	-	-	-	-	-	-
Jake DeBrusk	1	-	-	-	2	-	-
Matt Grzelcyk	1	-	-	-	-	-	-
Torey Krug	1	-	-	-	-	-	-
Sean Kuraly	1	-	-	-	-	-	-
Par Lindholm	1	-	-	-	-	-	-
Joakim Nordstrom	1	-	-	-	-	-	-
Chris Wagner	1	-	-	-	-	-	-



Carolina Hurricanes	GP	G	A	PTS	PIM	PP	SH
Sebastian Aho	1	-	-	-	-	-	-
Clark Bishop	1	-	-	-	-	-	-
Ryan Dzingel	1	-	-	-	-	-	-
Joel Edmundson	1	-	-	-	-	-	-
Haydn Fleury	1	-	-	-	-	-	-
Warren Foegele	1	-	-	-	-	-	-
Jake Gardiner	1	-	-	-	2	-	-
Dougie Hamilton	1	-	-	-	-	-	-
Jordan Martinook	1	-	-	-	2	-	-
Brock McGinn	1	-	-	-	-	-	-
Nino Niederreiter	1	-	-	-	-	-	-
Brett Pesce	1	-	-	-	-	-	-
Jacob Slavin	1	-	-	-	-	-	-
Jordan Staal	1	-	-	-	-	-	-
Andrei Svechnikov	1	-	-	-	-	-	-
Teuvo Teravainen	1	-	-	-	-	-	-
Trevor van Riemsdyk	1	-	-	-	-	-	-
Lucas Wallmark	1	-	-	-	-	-	-



Boston Bruins	GP	MINS	W-L-O	GA	GAA	SV%	SO
Jaroslav Halak	1	60	1-0-0	0	0.00	1.000	1

Carolina Hurricanes	GP	MINS	W-L-O	GA	GAA	SV%	SO
James Reimer	1	59	0-1-0	2	2.02	.941	-

By Period	1	2	3	OT	TOTAL
Goals	0	0	2	-	2
Shots	9	13	12	-	34

Power Play: 0.0% (0/2)
Penalty Kill: 100.0% (2/2)

By Period	1	2	3	OT	TOTAL
Goals	0	0	0	-	0
Shots	10	8	6	-	24

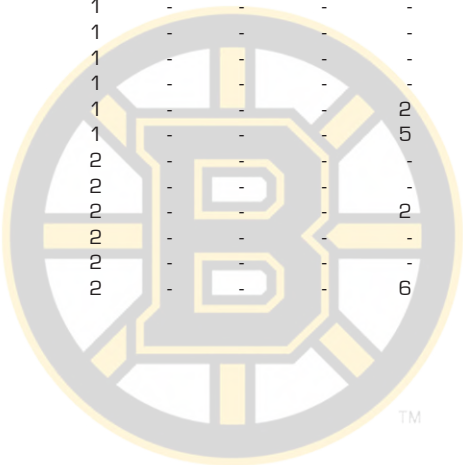
Power Play: 0.0% (0/2)
Penalty Kill: 100.0% (2/2)

BOSTON vs. CHICAGO


At Boston
Dec. 5 Chi 4 at Bos 3 (OT: Toews)

At Chicago
Feb. 5 Bos 2 at Chi 1 (OT: McAvoy)

Boston Bruins	GP	G	A	PTS	PIM	PP	SH
Sean Kuraly	2	1	1	2	-	-	-
Charlie McAvoy	2	1	1	2	-	-	-
Jake DeBrusk	2	-	2	2	-	-	-
Matt Grzelcyk	2	-	2	2	-	-	-
Joakim Nordstrom	1	1	-	1	-	-	-
Torey Krug	2	1	-	1	2	-	-
Chris Wagner	2	1	-	1	2	-	1
David Backes	1	-	1	1	-	-	-
Anders Bjork	2	-	1	1	-	-	-
David Krejci	2	-	1	1	2	-	-
Patrice Bergeron	1	-	-	-	-	-	-
Anton Blidh	1	-	-	-	-	-	-
Danton Heinen	1	-	-	-	-	-	-
Karson Kuhlman	1	-	-	-	-	-	-
Jeremy Lauzon	1	-	-	-	2	-	-
John Moore	1	-	-	-	5	-	-
Brandon Carlo	2	-	-	-	-	-	-
Zdeno Chara	2	-	-	-	-	-	-
Charlie Coyle	2	-	-	-	2	-	-
Par Lindholm	2	-	-	-	-	-	-
Brad Marchand	2	-	-	-	-	-	-
David Pastrnak	2	-	-	-	6	-	-



Chicago Blackhawks	GP	G	A	PTS	PIM	PP	SH
Alex DeBrincat	2	2	-	2	-	1	-
Dylan Strome	2	1	1	2	-	1	-
Patrick Kane	2	-	2	2	2	-	-
Connor Murphy	2	-	2	2	-	-	-
Ryan Carpenter	2	1	-	1	10	-	1
Jonathan Toews	2	1	-	1	-	-	-
Calvin de Haan	1	-	1	1	-	-	-
Kirby Dach	2	-	1	1	-	-	-
Erik Gustafsson	2	-	1	1	-	-	-
Adam Boqvist	1	-	-	-	-	-	-
Drake Caggiula	1	-	-	-	-	-	-
Dennis Gilbert	1	-	-	-	-	-	-
Duncan Keith	1	-	-	-	-	-	-
Olli Maatta	1	-	-	-	-	-	-
Brent Seabrook	1	-	-	-	-	-	-
Anton Wedin	1	-	-	-	2	-	-
David Kampf	2	-	-	-	-	-	-
Slater Koekkoek	2	-	-	-	2	-	-
Dominik Kubalik	2	-	-	-	-	-	-
Alex Nylander	2	-	-	-	4	-	-
Brandon Saad	2	-	-	-	2	-	-
Zack Smith	2	-	-	-	7	-	-



Boston Bruins	GP	MINS	W-L-O	GA	GAA	SV%	SO
Jaroslav Halak	1	61	1-0-0	1	0.98	.955	-
Tuukka Rask	1	61	0-0-1	4	3.94	.871	-

Chicago Blackhawks	GP	MINS	W-L-O	GA	GAA	SV%	SO
Robin Lehner	2	122	1-0-1	5	2.45	.938	-

By Period	1	2	3	OT	TOTAL
Goals	0	1	3	1	5
Shots	28	21	29	2	80

Power Play:	0.0%	(0/7)
Penalty Kill:	71.4%	(5/7)

By Period	1	2	3	OT	TOTAL
Goals	2	1	1	1	5
Shots	13	20	19	1	53

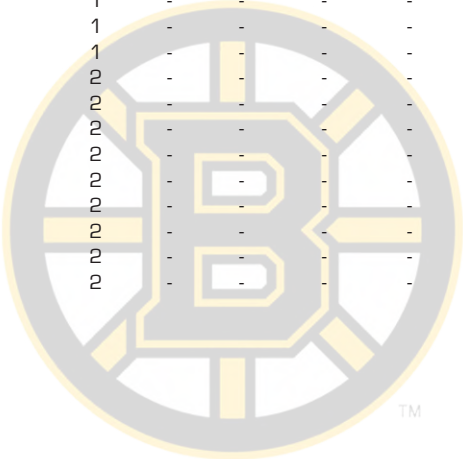
Power Play:	28.6%	(2/7)
Penalty Kill:	100.0%	(7/7)

BOSTON vs. COLORADO


At Boston
Dec. 7 Col 4 at Bos 1 (GW: Cole)

At Colorado
Oct. 10 Bos 2 at Col 4 (GW: Burakovsky)

Boston Bruins	GP	G	A	PTS	PIM	PP	SH
David Pastrnak	2	1	1	2	-	-	-
Zdeno Chara	2	1	-	1	-	-	-
Chris Wagner	2	1	-	1	-	-	-
Patrice Bergeron	1	-	1	1	-	-	-
Anders Bjork	1	-	1	1	-	-	-
John Moore	1	-	1	1	-	-	-
David Krejci	2	-	1	1	-	-	-
Brad Marchand	2	-	1	1	2	-	-
David Backes	1	-	-	-	2	-	-
Connor Clifton	1	-	-	-	-	-	-
Karson Kuhlman	1	-	-	-	-	-	-
Par Lindholm	1	-	-	-	-	-	-
Brett Ritchie	1	-	-	-	-	-	-
Brandon Carlo	2	-	-	-	-	-	-
Charlie Coyle	2	-	-	-	-	-	-
Jake DeBrusk	2	-	-	-	-	-	-
Matt Grzelcyk	2	-	-	-	-	-	-
Danton Heinen	2	-	-	-	-	-	-
Torey Krug	2	-	-	-	-	-	-
Sean Kuraly	2	-	-	-	-	-	-
Charlie McAvoy	2	-	-	-	-	-	-
Joakim Nordstrom	2	-	-	-	-	-	-



Colorado Avalanche	GP	G	A	PTS	PIM	PP	SH
Gabriel Landeskog	2	2	1	3	2	-	-
Nathan McKinnon	2	1	2	3	-	1	-
Andre Burakovsky	2	2	-	2	-	-	-
Pierre-Edouard Bellemare	2	1	1	2	-	-	-
Joonas Donskoi	2	-	2	2	2	-	-
Ian Cole	1	1	-	1	-	-	-
Valeri Nichushkin	2	1	-	1	-	-	-
Matt Calvert	1	-	1	1	-	-	-
Mark Barberio	2	-	1	1	-	-	-
Cale Makar	2	-	1	1	-	-	-
Matt Nieto	2	-	1	1	-	-	-
Mikko Rantanen	2	-	1	1	-	-	-
J. T. Compher	1	-	-	-	-	-	-
Erik Johnson	1	-	-	-	-	-	-
Nazem Kadri	1	-	-	-	-	-	-
Vladislav Kamenev	1	-	-	-	-	-	-
T. J. Tynan	1	-	-	-	-	-	-
Colin Wilson	1	-	-	-	-	-	-
Samuel Girard	2	-	-	-	-	-	-
Ryan Graves	2	-	-	-	2	-	-
Tyson Jost	2	-	-	-	-	-	-
Nikita Zadorov	2	-	-	-	2	-	-



Boston Bruins	GP	MINS	W-L-O	GA	GAA	SV%	SO
Jaroslav Halak	2	116	0-2-0	6	3.10	.889	-

Colorado Avalanche	GP	MINS	W-L-O	GA	GAA	SV%	SO
Pavel Francouz	1	43	1-0-0	0	0.00	1.000	-
Philipp Grubauer	2	77	1-0-0	3	2.33	.933	-

By Period	1	2	3	OT	TOTAL
Goals	3	0	0	-	3
Shots	19	18	24	-	61

Power Play:	0.0%	(0/4)
Penalty Kill:	66.7%	(2/3)

By Period	1	2	3	OT	TOTAL
Goals	2	3	3	-	8
Shots	22	16	18	-	56


Power Play:	33.3%	(1/3)
Penalty Kill:	100.0%	(4/4)

BOSTON vs. COLUMBUS

At Boston
Jan. 2 Cmb 2 at Bos 1 (OT: Dubois)

At Columbus
Jan. 14 Bos 0 at Cmb 3 (GW: Wennberg)

Boston Bruins	GP	G	A	PTS	PIM	PP	SH
David Pastrnak	2	1	-	1	-	1	-
Patrice Bergeron	2	-	1	1	-	-	-
Torey Krug	2	-	1	1	-	-	-
Matt Grzelcyk	1	-	-	-	-	-	-
Steven Kampfer	1	-	-	-	-	-	-
Per Lindholm	1	-	-	-	-	-	-
Brett Ritchie	1	-	-	-	-	-	-
Anders Bjork	2	-	-	-	-	-	-
Brandon Carlo	2	-	-	-	-	-	-
Zdeno Chara	2	-	-	-	2	-	-
Charlie Coyle	2	-	-	-	-	-	-
Jake DeBrusk	2	-	-	-	-	-	-
Danton Heinen	2	-	-	-	-	-	-
David Krejci	2	-	-	-	-	-	-
Sean Kuraly	2	-	-	-	-	-	-
Brad Marchand	2	-	-	-	2	-	-
Charlie McAvoy	2	-	-	-	4	-	-
John Moore	2	-	-	-	-	-	-
Joakim Nordstrom	2	-	-	-	2	-	-
Chris Wagner	2	-	-	-	-	-	-



Columbus Blue Jackets	GP	G	A	PTS	PIM	PP	SH
Alexander Wennberg	2	1	1	2	-	-	-
Nathan Gerbe	2	-	2	2	-	-	-
Pierre-Luc Dubois	2	1	-	1	4	-	-
Sonny Milano	2	1	-	1	2	-	-
Riley Nash	2	1	-	1	-	-	-
Kevin Stenlund	2	1	-	1	-	1	-
Emil Bemstrom	1	-	1	1	-	-	-
Nick Foligno	2	-	1	1	2	-	-
Vladislav Gavrikov	2	-	1	1	2	-	-
Seth Jones	2	-	1	1	-	-	-
Dean Kukan	1	-	-	-	2	-	-
Ryan MacInnis	1	-	-	-	-	-	-
Markus Nitivaara	1	-	-	-	-	-	-
Scott Harrington	2	-	-	-	-	-	-
Boone Jenner	2	-	-	-	-	-	-
Jakob Lija	2	-	-	-	-	-	-
Gustav Nyquist	2	-	-	-	-	-	-
Eric Robinson	2	-	-	-	2	-	-
David Savard	2	-	-	-	-	-	-
Zach Werenski	2	-	-	-	-	-	-



Boston Bruins	GP	MINS	W-L-O	GA	GAA	SV%	SO
Tuukka Rask	2	62	0-0-1	2	1.93	.939	-
Jaroslav Halak	1	59	0-1-0	3	3.06	.889	-

Columbus Blue Jackets	GP	MINS	W-L-O	GA	GAA	SV%	SO
Elvis Merzlikins	2	121	2-0-0	1	0.50	.983	1

By Period	1	2	3	OT	TOTAL
Goals	0	1	0	0	1
Shots	15	26	19	0	60

Power Play:	16.7%	(1/6)
Penalty Kill:	75.0%	(3/4)

By Period	1	2	3	OT	TOTAL
Goals	1	0	3	1	5
Shots	18	27	14	1	60

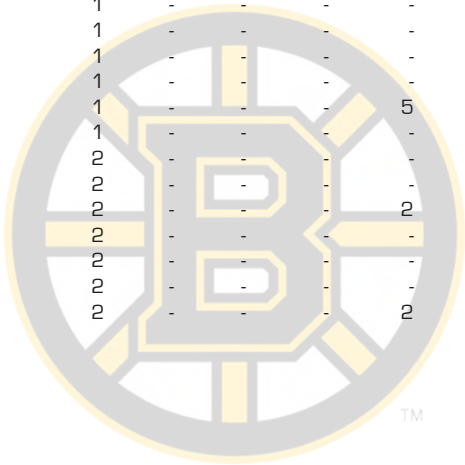
Power Play:	25.0%	(1/4)
Penalty Kill:	83.3%	(5/6)

BOSTON vs. DALLAS


At Boston
Feb. 27 Dal 3 at Bos 4 (GW: Pastrnak)

At Dallas
Oct. 3 Bos 2 at Dal 1 (GW: Heinen)

Boston Bruins	GP	G	A	PTS	PIM	PP	SH
Charlie Coyle	2	1	1	2	-	1	-
Brad Marchand	2	1	1	2	-	-	-
Nick Ritchie	1	1	1	2	-	-	-
David Pastrnak	2	1	1	2	-	-	-
Charlie McAvoy	2	-	2	2	2	-	-
Danton Heinen	1	1	-	1	-	1	-
Brett Ritchie	1	1	-	1	-	-	-
Jeremy Lauzon	1	-	1	1	-	-	-
Matt Grzelcyk	2	-	1	1	2	-	-
Torey Krug	2	-	1	1	-	-	-
David Backes	1	-	-	-	-	-	-
Anders Bjork	1	-	-	-	-	-	-
Connor Clifton	1	-	-	-	-	-	-
Ondrej Kase	1	-	-	-	-	-	-
David Krejci	1	-	-	-	5	-	-
Karson Kuhlman	1	-	-	-	-	-	-
Patrice Bergeron	2	-	-	-	-	-	-
Brandon Carlo	2	-	-	-	-	-	-
Zdeno Chara	2	-	-	-	2	-	-
Jake DeBrusk	2	-	-	-	-	-	-
Sean Kuraly	2	-	-	-	-	-	-
Par Lindholm	2	-	-	-	-	-	-
Chris Wagner	2	-	-	-	2	-	-



Dallas Stars	GP	G	A	PTS	PIM	PP	SH
Jamie Benn	2	1	1	2	-	1	-
Joe Pavelski	2	-	2	2	5	-	-
Denis Gurianov	2	1	-	1	-	-	-
Miro Heiskanen	2	1	-	1	-	-	-
Roope Hintz	2	1	-	1	-	-	-
Jason Dickinson	2	-	1	1	-	-	-
Mattias Janmark	2	-	1	1	2	-	-
John Klingberg	2	-	1	1	-	-	-
Esa Lindell	2	-	1	1	-	-	-
Tyler Seguin	2	-	1	1	2	-	-
Justin Dowling	1	-	-	-	-	-	-
Corey Perry	1	-	-	-	-	-	-
Andrew Coglian	2	-	-	-	2	-	-
Blake Comeau	2	-	-	-	-	-	-
Radek Faksa	2	-	-	-	2	-	-
Jamie Oleksiak	2	-	-	-	-	-	-
Roman Polak	2	-	-	-	-	-	-
Alexander Radulov	2	-	-	-	4	-	-
Andrej Sekera	2	-	-	-	-	-	-



Boston Bruins	GP	MINS	W-L-O	GA	GAA	SV%	SO
Tuukka Rask	1	60	1-0-0	1	1.00	.966	-
Jaroslav Halak	1	60	1-0-0	3	3.00	.912	-

Dallas Stars	GP	MINS	W-L-O	GA	GAA	SV%	SO
Ben Bishop	2	116	0-2-0	6	3.10	.875	-

By Period	1	2	3	OT	TOTAL
Goals	3	2	1	-	6
Shots	16	19	13	-	48

Power Play: 33.3% (2/6)
Penalty Kill: 75.0% (3/4)

By Period	1	2	3	OT	TOTAL
Goals	3	2	1	-	6
Shots	16	19	13	-	48

Power Play: 33.3% (2/6)
Penalty Kill: 75.0% (3/4)

BOSTON vs. DETROIT

At Boston
Feb. 15 Det 1 at Bos 4 (GW: Bergeron)

At Detroit
Nov. 8 Bos 2 at Det 4 (GW: Fabbri)
Feb. 9 Bos 1 at Det 3 (GW: Athanasiou)

Boston Bruins	GP	G	A	PTS	PIM	PP	SH
Patrice Bergeron	3	2	1	3	-	1	1
David Krejci	3	1	1	2	4	-	-
Torey Krug	3	1	1	2	2	-	-
Charlie McAvoy	3	1	1	2	2	-	-
David Pastnak	3	1	1	2	4	-	-
Brad Marchand	3	-	2	2	9	-	-
Charlie Coyle	3	1	-	1	-	-	-
Peter Cehlarik	1	-	1	1	-	-	-
Danton Heinen	3	-	1	1	-	-	-
Connor Clifton	1	-	-	-	-	-	-
Jeremy Lauzon	1	-	-	-	2	-	-
Par Lindholm	1	-	-	-	-	-	-
John Moore	1	-	-	-	-	-	-
Joakim Nordstrom	1	-	-	-	-	-	-
Zach Senyshyn	1	-	-	-	-	-	-
Jake DeBrusk	2	-	-	-	2	-	-
Karson Kuhlman	2	-	-	-	-	-	-
Anders Bjork	3	-	-	-	-	-	-
Brandon Carlo	3	-	-	-	-	-	-
Zdeno Chara	3	-	-	-	-	-	-
Matt Grzelcyk	3	-	-	-	-	-	-
Sean Kuraly	3	-	-	-	2	-	-
Chris Wagner	3	-	-	-	5	-	-

Detroit Red Wings	GP	G	A	PTS	PIM	PP	SH
Tyler Bertuzzi	3	-	3	3	-	-	-
Andreas Athanasiou	3	2	-	2	5	1	-
Robby Fabbri	3	2	-	2	-	2	-
Anthony Mantha	2	1	1	2	-	-	-
Dylan Larkin	3	1	1	2	2	-	-
Darren Helm	2	1	-	1	-	-	1
Brendan Perlini	3	1	-	1	-	-	-
Madison Bowey	1	-	1	1	4	-	-
Dennis Cholowski	1	-	1	1	-	-	-
Christoffer Ehn	3	-	1	1	-	-	-
Adam Erne	3	-	1	1	2	-	-
Filip Hronek	3	-	1	1	5	-	-
Taro Hirose	1	-	-	-	-	-	-
Dylan McIlrath	1	-	-	-	-	-	-
Givani Smith	1	-	-	-	-	-	-
Justin Abdelkader	2	-	-	-	2	-	-
Alex Biega	2	-	-	-	-	-	-
Trevor Daley	2	-	-	-	2	-	-
Luke Glendening	2	-	-	-	-	-	-
Gustav Lindstrom	2	-	-	-	2	-	-
Frans Nielsen	2	-	-	-	-	-	-
Valtteri Filppula	3	-	-	-	4	-	-
Mike Green	3	-	-	-	-	-	-
Patrik Nemeth	3	-	-	-	2	-	-

Boston Bruins	GP	MINS	W-L-O	GA	GAA	SV%	SO
Tuukka Rask	3	178	1-2-0	6	2.02	.921	-

Detroit Red Wings	GP	MINS	W-L-O	GA	GAA	SV%	SO
Jonathan Bernier	3	180	2-1-0	7	2.34	.936	-


By Period	1	2	3	OT	TOTAL
Goals	1	4	2	-	7
Shots	42	38	29	-	109
Power Play:	10.0%	(1/10)			
Penalty Kill:	72.7%	(8/11)			

By Period	1	2	3	OT	TOTAL
Goals	3	2	3	-	8
Shots	24	25	29	-	78
Power Play:	27.3%	(3/11)			
Penalty Kill:	90.0%	(9/10)			

BOSTON vs. EDMONTON


At Boston
Jan. 4 Edm 4 at Bos 1 (GW: Nurse)

Boston Bruins	GP	G	A	PTS	PIM	PP	SH
David Pastrnak	2	2	1	3	2	1	-
Torey Krug	2	-	2	2	2	-	-
Brad Marchand	2	-	2	2	-	-	-
Patrice Bergeron	2	1	-	1	2	-	-
David Krejci	2	-	1	1	-	-	-
Matt Grzelcyk	1	-	-	-	-	-	-
Steven Kampfer	1	-	-	-	-	-	-
Karson Kuhlman	1	-	-	-	2	-	-
Jeremy Lauzon	1	-	-	-	-	-	-
Par Lindholm	1	-	-	-	-	-	-
John Moore	1	-	-	-	-	-	-
Anders Bjork	2	-	-	-	-	-	-
Brandon Carlo	2	-	-	-	-	-	-
Zdeno Chara	2	-	-	-	2	-	-
Charlie Coyle	2	-	-	-	-	-	-
Jake DeBrusk	2	-	-	-	-	-	-
Danton Heinen	2	-	-	-	-	-	-
Sean Kuraly	2	-	-	-	2	-	-
Charlie McAvoy	2	-	-	-	-	-	-
Joakim Nordstrom	2	-	-	-	4	-	-
Chris Wagner	2	-	-	-	-	-	-



At Edmonton
Feb. 19 Bos 2 at Edm 1 (OT: Pastrnak)

Edmonton Oilers	GP	G	A	PTS	PIM	PP	SH
Leon Draisaitl	2	1	1	2	2	-	-
Ethan Bear	2	-	2	2	4	-	-
Sam Gagner	1	1	-	1	-	1	-
Connor McDavid	1	1	-	1	-	-	-
Gaetan Haas	2	1	-	1	2	-	-
Darnell Nurse	2	1	-	1	2	-	-
Zack Kassian	1	-	1	1	-	-	-
Ryan Nugent-Hopkins	2	-	1	1	2	-	-
Matt Benning	1	-	-	-	-	-	-
Tyler Benson	1	-	-	-	-	-	-
Colby Cave	1	-	-	-	-	-	-
Oscar Klefbom	1	-	-	-	-	-	-
William Lagesson	1	-	-	-	-	-	-
James Neal	1	-	-	-	-	-	-
Joakim Nygard	1	-	-	-	-	-	-
Patrick Russell	1	-	-	-	-	-	-
Kris Russell	1	-	-	-	-	-	-
Josh Archibald	2	-	-	-	-	-	-
Alex Chiasson	2	-	-	-	-	-	-
Caleb Jones	2	-	-	-	-	-	-
Juhar Khaira	2	-	-	-	-	-	-
Adam Larsson	2	-	-	-	2	-	-
Riley Sheahan	2	-	-	-	-	-	-
Kailer Yamamoto	2	-	-	-	4	-	-



Boston Bruins	GP	MINS	W-L-O	GA	GAA	SV%	SO
Tuukka Rask	1	61	1-0-0	1	0.98	.966	-
Jaroslav Halak	1	57	0-1-0	3	3.15	.880	-

Edmonton Oilers	GP	MINS	W-L-O	GA	GAA	SV%	SO
Mike Smith	2	121	1-0-1	3	1.49	.957	-

By Period	1	2	3	OT	TOTAL
Goals	2	0	0	1	3
Shots	16	18	35	1	70

Power Play: 10.0% (1/10)
Penalty Kill: 87.5% (7/8)

By Period	1	2	3	OT	TOTAL
Goals	0	2	3	0	5
Shots	11	28	16	0	55


Power Play: 12.5% (1/8)
Penalty Kill: 90.0% (9/10)

BOSTON vs. FLORIDA

At Boston
Nov. 12 Fla 5 at Bos 4 (SO: Hoffman)

At Florida
Dec. 14 Bos 4 at Fla 2 (GW: Pastrnak)
Mar. 5 Bos 2 at Fla 1 (OT: Krug)

Boston Bruins	GP	G	A	PTS	PIM	PP	SH
David Krejci	3	1	4	5	-	-	-
David Pastrnak	3	3	1	4	2	1	-
Torey Krug	2	1	3	4	-	-	-
Brad Marchand	3	-	4	4	6	-	-
Patrice Bergeron	3	1	2	3	2	1	-
Jake DeBrusk	2	1	1	2	-	-	-
Anders Bjork	3	1	-	1	2	1	-
Zdeno Chara	3	1	-	1	-	-	-
Joakim Nordstrom	3	1	-	1	-	-	-
Danton Heinen	2	-	1	1	-	-	-
Charlie Coyle	3	-	1	1	2	-	-
Charlie McAvoy	3	-	1	1	4	-	-
David Backes	1	-	-	-	-	-	-
Connor Clifton	1	-	-	-	-	-	-
Ondrej Kase	1	-	-	-	2	-	-
Jeremy Lauzon	1	-	-	-	-	-	-
Par Lindholm	1	-	-	-	-	-	-
John Moore	1	-	-	-	-	-	-
Nick Ritchie	1	-	-	-	5	-	-
Zach Senyshyn	1	-	-	-	-	-	-
Urho Vaakanainen	1	-	-	-	-	-	-
Brandon Carlo	3	-	-	-	-	-	-
Matt Grzelcyk	3	-	-	-	2	-	-
Sean Kuraly	3	-	-	-	2	-	-
Chris Wagner	3	-	-	-	2	-	-



Florida Panthers	GP	G	A	PTS	PIM	PP	SH
Keith Yandle	3	2	3	5	-	-	-
Aaron Ekblad	3	1	2	3	-	-	-
Jonathan Huberdeau	3	-	3	3	-	-	-
Aleksander Barkov	3	-	2	2	2	-	-
MacKenzie Weegar	2	1	-	1	-	-	-
Mike Hoffman	3	1	-	1	-	1	-
Mark Pysyk	3	1	-	1	2	-	-
Frank Vatrano	3	1	-	1	4	1	-
Lucas Wallmark	1	-	1	1	-	-	-
Vincent Trocheck	2	-	1	1	6	-	-
Brett Connolly	3	-	1	1	2	-	-
Erik Haula	1	-	-	-	-	-	-
Dryden Hunt	1	-	-	-	2	-	-
Riley Stillman	1	-	-	-	5	-	-
Dominic Toninato	1	-	-	-	-	-	-
Brian Boyle	2	-	-	-	-	-	-
Josh Brown	2	-	-	-	-	-	-
Denis Malgin	2	-	-	-	-	-	-
Noel Acciari	3	-	-	-	2	-	-
Evgenii Dadonov	3	-	-	-	2	-	-
Mike Matheson	3	-	-	-	2	-	-
Colton Sceviour	3	-	-	-	-	-	-
Anton Stralman	3	-	-	-	-	-	-



Boston Bruins	GP	MINS	W-L-O	GA	GAA	SV%	SO
Jaroslav Halak	2	124	2-0-0	3	1.45	.955	-
Tuukka Rask	1	65	0-0-1	4	3.69	.862	-

Florida Panthers	GP	MINS	W-L-O	GA	GAA	SV%	SO
Sam Montembeault	1	25	1-0-0	0	0.00	1.000	-
Chris Driedger	1	64	0-0-1	2	1.87	.929	-
Sergei Bobrovsky	2	98	0-1-0	7	4.27	.891	-

By Period	1	2	3	OT/SO	TOTAL
Goals	1	7	1	1/0	10
Shots	41	31	26	10	108

Power Play: 33.3% (3/9)
Penalty Kill: 81.8% (9/11)

By Period	1	2	3	OT/SO	TOTAL
Goals	0	1	6	0/1	8
Shots	20	33	35	7	95


Power Play: 18.2% (2/11)
Penalty Kill: 66.7% (6/9)

BOSTON vs. LOS ANGELES


At Boston
Dec. 17 LA 4 at Bos 3 (OT: Kopitar)

At Los Angeles
-

Boston Bruins	GP	G	A	PTS	PIM	PP	SH
Danton Heinen	1	1	1	2	-	1	-
Patrice Bergeron	1	1	-	1	-	-	-
Brandon Carlo	1	1	-	1	-	-	-
Jake DeBrusk	1	-	1	1	-	-	-
Torey Krug	1	-	1	1	-	-	-
Brad Marchand	1	-	1	1	-	-	-
David Pastrnak	1	-	1	1	-	-	-
David Backes	1	-	-	-	-	-	-
Anders Bjork	1	-	-	-	-	-	-
Zdeno Chara	1	-	-	-	-	-	-
Charlie Coyle	1	-	-	-	-	-	-
Matt Grzelcyk	1	-	-	-	-	-	-
David Krejci	1	-	-	-	-	-	-
Sean Kuraly	1	-	-	-	-	-	-
Charlie McAvoy	1	-	-	-	-	-	-
John Moore	1	-	-	-	-	-	-
Joakim Nordstrom	1	-	-	-	-	-	-
Chris Wagner	1	-	-	-	-	-	-



Los Angeles Kings	GP	G	A	PTS	PIM	PP	SH
Adrian Kempe	1	1	-	1	-	-	1
Anze Kopital	1	1	-	1	-	-	-
Blake Lizotte	1	1	-	1	-	1	-
Matt Roy	1	1	-	1	-	-	-
Jeff Carter	1	-	1	1	-	-	-
Drew Doughty	1	-	1	1	-	-	-
Nikolai Prokhorkin	1	-	1	1	-	-	-
Tyler Toffoli	1	-	1	1	-	-	-
Michael Amadio	1	-	-	-	-	-	-
Dustin Brown	1	-	-	-	2	-	-
Kyle Clifford	1	-	-	-	2	-	-
Ben Hutton	1	-	-	-	-	-	-
Alex Iafallo	1	-	-	-	-	-	-
Trevor Lewis	1	-	-	-	2	-	-
Kurtis MacDermid	1	-	-	-	-	-	-
Joakim Ryan	1	-	-	-	-	-	-
Austin Wagner	1	-	-	-	-	-	-
Sean Walker	1	-	-	-	-	-	-



Boston Bruins	GP	MINS	W-L-O	GA	GAA	SV%	SO
Tuukka Rask	1	63	0-0-1	4	3.79	.852	-

Los Angeles Kings	GP	MINS	W-L-O	GA	GAA	SV%	SO
Jonathan Quick	1	63	1-0-0	3	2.84	.925	-

By Period	1	2	3	OT	TOTAL
Goals	1	1	1	0	3
Shots	11	10	16	3	40
Power Play:	33.3%	(1/3)			
Penalty Kill:	0.0%	(0/1)			

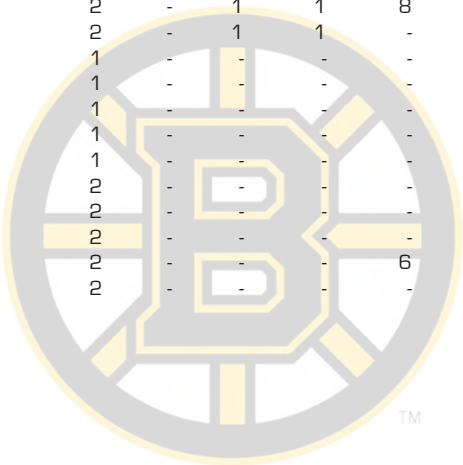
By Period	1	2	3	OT	TOTAL
Goals	1	1	1	1	4
Shots	7	10	8	2	27
Power Play:	100.0%	(1/1)			
Penalty Kill:	66.7%	(2/3)			

BOSTON vs. MINNESOTA

At Boston
Nov. 23 Min 4 at Bos 5 (OT: Krug)

At Minnesota
Feb. 1 Bos 6 at Min 1 (GW: Krug)

Boston Bruins	GP	G	A	PTS	PIM	PP	SH
Torey Krug	2	3	4	7	2	1	-
Jake DeBrusk	2	2	2	4	2	-	-
David Krejci	2	2	2	4	-	1	-
Brad Marchand	2	2	2	4	6	1	-
Patrice Bergeron	2	-	4	4	2	-	-
David Pastrnak	2	1	2	3	-	1	-
Anders Bjork	2	1	-	1	-	-	-
Karson Kuhlman	1	-	1	1	-	-	-
Par Lindholm	1	-	1	1	-	-	-
Brett Ritchie	1	-	1	1	-	-	-
Zdeno Chara	2	-	1	1	8	-	-
Joakim Nordstrom	2	-	1	1	-	-	-
Anton Blidh	1	-	-	-	-	-	-
Danton Heinen	1	-	-	-	-	-	-
Steven Kampfer	1	-	-	-	-	-	-
Sean Kuraly	1	-	-	-	-	-	-
Jeremy Lauzon	1	-	-	-	-	-	-
Brandon Carlo	2	-	-	-	-	-	-
Charlie Coyle	2	-	-	-	-	-	-
Matt Grzelcyk	2	-	-	-	-	-	-
Charlie McAvoy	2	-	-	-	6	-	-
Chris Wagner	2	-	-	-	-	-	-



Minnesota Wild	GP	G	A	PTS	PIM	PP	SH
Mats Zuccarello	2	1	2	3	-	-	-
Eric Staal	2	1	1	2	2	1	-
Ryan Suter	2	-	2	2	-	-	-
Kevin Fiala	2	1	-	1	-	-	-
Victor Rask	2	1	-	1	2	-	-
Jason Zucker	2	1	-	1	-	1	-
Brad Hunt	1	-	1	1	-	-	-
Carson Soucy	2	-	1	1	-	-	-
Jared Spurgeon	2	-	1	1	2	-	-
Ryan Donato	1	-	-	-	-	-	-
Marcus Foligno	1	-	-	-	-	-	-
Greg Pateryn	1	-	-	-	-	-	-
Jonas Brodin	2	-	-	-	2	-	-
Matt Dumba	2	-	-	-	2	-	-
Joel Eriksson Ek	2	-	-	-	2	-	-
Jordan Greenway	2	-	-	-	-	-	-
Ryan Hartman	2	-	-	-	2	-	-
Mikko Koivu	2	-	-	-	2	-	-
Luke Kunin	2	-	-	-	2	-	-
Zach Parise	2	-	-	-	-	-	-



Boston Bruins	GP	MINS	W-L-O	GA	GAA	SV%	SO
Jaroslav Halak	1	60	1-0-0	1	1.00	.962	-
Tuukka Rask	1	62	1-0-0	4	3.88	.889	-

Minnesota Wild	GP	MINS	W-L-O	GA	GAA	SV%	SO
Alex Stalock	1	62	0-0-1	5	4.81	.872	-
Devan Dubnyk	1	60	0-1-0	6	6.00	.824	-

By Period	1	2	3	OT	TOTAL
Goals	1	5	4	1	11
Shots	22	25	25	1	73

Power Play:	57.1%	(4/7)
Penalty Kill:	81.8%	(9/11)

By Period	1	2	3	OT	TOTAL
Goals	1	2	2	0	5
Shots	26	19	14	3	62

Power Play:	18.2%	(2/11)
Penalty Kill:	42.9%	(3/7)

BOSTON vs. MONTREAL

At Boston

Dec. 1 Mtl 1 at Bos 3 (GW: Backes)
Feb. 12 Mtl 1 at Bos 4 (GW: Pastrnak)

Boston Bruins	GP	G	A	PTS	PIM	PP	SH
David Pastrnak	4	8	-	8	2	3	-
Sean Kuraly	4	1	4	5	-	-	-
Brad Marchand	4	1	4	5	4	-	-
Charlie Coyle	4	1	3	4	-	-	-
Anders Bjork	4	2	1	3	-	-	-
David Krejci	4	-	3	3	-	-	-
Torey Krug	4	-	3	3	-	-	-
Jake DeBrusk	4	2	-	2	2	1	-
Patrice Bergeron	2	1	1	2	2	-	-
Zach Senyshyn	1	-	2	2	-	-	-
Brandon Carlo	4	-	2	2	-	-	-
David Backes	1	1	-	1	-	1	-
Connor Clifton	3	1	-	1	2	-	-
Danton Heinen	4	1	-	1	2	-	-
Jack Studnicka	1	-	1	1	2	-	-
Zdeno Chara	4	-	1	1	2	-	-
Matt Grzelcyk	4	-	1	1	-	-	-
Charlie McAvoy	4	-	1	1	6	-	-
Chris Wagner	4	-	1	1	2	-	-
Karson Kuhlman	1	-	-	-	-	-	-
John Moore	1	-	-	-	-	-	-
Brett Ritchie	1	-	-	-	-	-	-
Par Lindholm	2	-	-	-	-	-	-
Joakim Nordstrom	3	-	-	-	-	-	-

At Montreal

Nov. 5 Bos 4 at Mtl 5 (GW: Chiarot)
Nov. 26 Bos 8 at Mtl 1 (GW: Pastrnak)

Montreal Canadiens	GP	G	A	PTS	PIM	PP	SH
Tomas Tatar	4	1	2	3	-	-	-
Victor Mete	3	2	-	2	2	-	-
Shea Weber	3	1	1	2	4	-	-
Joel Armia	4	1	1	2	2	-	-
Ben Chiarot	4	1	1	2	-	-	-
Brendan Gallagher	4	-	2	2	8	-	-
Jeff Petry	4	-	2	2	2	-	-
Paul Byron	1	1	-	1	-	-	-
Nick Suzuki	4	1	-	1	-	-	-
Marco Scandella	1	-	1	1	-	-	-
Artturi Lehkonen	4	-	1	1	-	-	-
Jake Evans	1	-	-	-	-	-	-
Ilya Kovalchuk	1	-	-	-	-	-	-
Gustav Olofsson	1	-	-	-	-	-	-
Xavier Ouellet	1	-	-	-	-	-	-
Ryan Poehling	1	-	-	-	-	-	-
Jonathan Drouin	2	-	-	-	2	-	-
Charles Hudon	2	-	-	-	-	-	-
Jesper Kotkaniemi	2	-	-	-	-	-	-
Brett Kulak	2	-	-	-	-	-	-
Mike Reilly	2	-	-	-	-	-	-
Jordan Weal	2	-	-	-	-	-	-
Cale Fleury	3	-	-	-	-	-	-
Nick Cousins	4	-	-	-	2	-	-
Phillip Danault	4	-	-	-	-	-	-
Max Domi	4	-	-	-	2	-	-
Nate Thompson	4	-	-	-	2	-	-

Boston Bruins	GP	MINS	W-L-O	GA	GAA	SV%	SO
Jaroslav Halak	1	60	1-0-0	1	1.00	.973	-
Tuukka Rask	3	179	2-1-0	7	2.35	.921	-

Montreal Canadiens	GP	MINS	W-L-O	GA	GAA	SV%	SO
Carey Price	4	198	1-3-0	15	4.54	.860	-
Keith Kinkaid	1	39	0-0-0	3	4.64	.769	-

By Period	1	2	3	OT	TOTAL
Goals	5	7	7	-	19
Shots	35	41	45	-	121

Power Play: 50.0% (5/10)
Penalty Kill: 100.0% (8/8)

By Period	1	2	3	OT	TOTAL
Goals	5	2	1	-	8
Shots	47	43	36	-	126


Power Play: 0.0% (0/8)
Penalty Kill: 50.0% (5/10)

BOSTON vs. NASHVILLE

At Boston
Dec. 21 Nsh 4 at Bos 3 (OT: Ellis)

At Nashville
Jan. 7 Bos 6 at Nsh 2 (GW: Bergeron)

Boston Bruins	GP	G	A	PTS	PIM	PP	SH
Patrice Bergeron	2	3	-	3	-	2	-
Torey Krug	2	-	3	3	-	-	-
Charlie Coyle	2	1	1	2	2	-	-
Danton Heinen	2	1	1	2	-	-	-
Par Lindholm	2	1	1	2	-	-	-
David Pastrnak	2	1	1	2	-	-	-
Matt Grzelcyk	2	-	2	2	4	-	-
Brett Ritchie	2	-	2	2	-	-	-
David Krejci	2	1	-	1	2	-	-
Chris Wagner	2	1	-	1	-	-	-
Jake DeBrusk	2	-	1	1	-	-	-
Sean Kuraly	2	-	1	1	2	-	-
Brad Marchand	2	-	1	1	2	-	-
Charlie McAvoy	2	-	1	1	-	-	-
Connor Clifton	1	-	-	-	-	-	-
John Moore	1	-	-	-	2	-	-
Anders Bjork	2	-	-	-	2	-	-
Brandon Carlo	2	-	-	-	2	-	-
Zdeno Chara	2	-	-	-	7	-	-



Nashville Predators	GP	G	A	PTS	PIM	PP	SH
Filip Forsberg	2	2	1	3	2	1	-
Roman Josi	2	2	1	3	2	-	-
Ryan Johansen	2	-	3	3	-	-	-
Mattias Ekholm	2	-	2	2	-	-	-
Ryan Ellis	1	1	-	1	-	-	-
Mikael Granlund	2	1	-	1	-	1	-
Matt Duchene	2	-	1	1	-	-	-
Kyle Turris	2	-	1	1	-	-	-
Colin Blackwell	1	-	-	-	-	-	-
Dante Fabbro	1	-	-	-	-	-	-
Colton Sissons	1	-	-	-	-	-	-
Jarred Tinordi	1	-	-	-	-	-	-
Yakov Trenin	1	-	-	-	5	-	-
Austin Watson	1	-	-	-	-	-	-
Yannick Weber	1	-	-	-	-	-	-
Viktor Arvidsson	2	-	-	-	4	-	-
Nick Bonino	2	-	-	-	-	-	-
Rocco Grimaldi	2	-	-	-	2	-	-
Dan Hamhuis	2	-	-	-	2	-	-
Matt Irwin	2	-	-	-	-	-	-
Calle Jarnrok	2	-	-	-	-	-	-
Craig Smith	2	-	-	-	2	-	-



Boston Bruins	GP	MINS	W-L-O	GA	GAA	SV%	SO
Tuukka Rask	1	60	1-0-0	2	2.00	.943	-
Jaroslav Halak	1	63	0-0-1	4	3.81	.862	-

Nashville Predators	GP	MINS	W-L-O	GA	GAA	SV%	SO
Pekka Rinne	2	124	1-1-0	8	3.89	.881	-

By Period	1	2	3	OT	TOTAL
Goals	1	4	4	0	9
Shots	24	21	21	2	68

Power Play:	28.6%	{2/7}
Penalty Kill:	80.0%	{8/10}

By Period	1	2	3	OT	TOTAL
Goals	0	2	3	1	6
Shots	16	26	19	3	64


Power Play:	20.0%	{2/10}
Penalty Kill:	71.4%	{5/7}

BOSTON vs. NEW JERSEY


At Boston
Oct. 12 NJ 0 at Bos 3 (GW: Marchand)

At New Jersey
Nov. 19 Bos 5 at NJ 1 (GW: Pastrnak)
Dec. 31 Bos 2 at NJ 3 (SO: Severson)

Boston Bruins	GP	G	A	PTS	PIM	PP	SH
Brad Marchand	3	2	4	6	2	1	-
David Pastrnak	3	2	2	4	-	1	-
Matt Grzelcyk	3	2	1	3	2	-	-
Joakim Nordstrom	3	2	-	2	2	-	-
David Krejci	2	-	2	2	-	-	-
Sean Kuraly	3	-	2	2	2	-	-
Patrice Bergeron	2	1	-	1	-	1	-
Connor Clifton	2	1	-	1	-	-	-
Charlie McAvoy	2	-	1	1	-	-	-
Brandon Carlo	3	-	1	1	2	-	-
Charlie Coyle	3	-	1	1	-	-	-
Jake DeBrusk	3	-	1	1	2	-	-
Chris Wagner	3	-	1	1	-	-	-
David Backes	1	-	-	-	-	-	-
Steven Kampfer	1	-	-	-	-	-	-
Torey Krug	1	-	-	-	-	-	-
Karson Kuhlman	1	-	-	-	-	-	-
Jeremy Lauzon	1	-	-	-	2	-	-
John Moore	1	-	-	-	-	-	-
Urho Vaakanainen	1	-	-	-	-	-	-
Anders Bjork	2	-	-	-	-	-	-
Danton Heinen	2	-	-	-	2	-	-
Par Lindholm	2	-	-	-	-	-	-
Zdeno Chara	3	-	-	-	2	-	-
Brett Ritchie	3	-	-	-	-	-	-



New Jersey Devils	GP	G	A	PTS	PIM	PP	SH
Blake Coleman	3	2	-	2	-	-	-
Nikita Gusev	3	-	2	2	-	-	-
Jesper Bratt	3	1	-	1	2	-	-
Will Butcher	3	-	1	1	-	-	-
Nico Hischier	3	-	1	1	-	-	-
P. K. Subban	3	-	1	1	4	-	-
Sami Vatanen	3	-	1	1	-	-	-
Jesper Boqvist	1	-	-	-	-	-	-
Connor Carrick	1	-	-	-	2	-	-
Kevin Rooney	1	-	-	-	-	-	-
Andy Greene	2	-	-	-	-	-	-
Taylor Hall	2	-	-	-	2	-	-
John Hayden	2	-	-	-	-	-	-
Jack Hughes	3	-	-	-	-	-	-
Mirco Mueller	3	-	-	-	2	-	-
Kyle Palmieri	3	-	-	-	2	-	-
Damon Severson	3	-	-	-	-	-	-
Wayne Simmonds	3	-	-	-	-	-	-
Miles Wood	3	-	-	-	-	-	-
Pavel Zacha	3	-	-	-	-	-	-
Travis Zajac	3	-	-	-	2	-	-



Boston Bruins	GP	MINS	W-L-O	GA	GAA	SV%	SO
Tuukka Rask	2	120	2-0-0	1	0.50	.982	1
Jaroslav Halak	1	65	0-0-1	2	1.85	.955	-

New Jersey Devils	GP	MINS	W-L-O	GA	GAA	SV%	SO
Cory Schneider	1	60	0-1-0	3	3.00	.906	-
Mackenzie Blackwood	2	125	1-1-0	7	3.36	.879	-

By Period	1	2	3	OT/SO	TOTAL
Goals	5	2	3	0/0	10
Shots	35	30	23	2	90
Power Play:	37.5%	(3/8)			
Penalty Kill:	100.0%	(10/10)			

By Period	1	2	3	OT/SO	TOTAL
Goals	0	2	1	0/1	4
Shots	25	38	35	3	101
Power Play:	0.0%	(0/10)			
Penalty Kill:	62.5%	(5/8)			

BOSTON vs. NEW YORK ISLANDERS

At Boston
Dec. 19 NYI 3 at Bos 2 (SO: Barzal)

At New York
Jan. 11 Bos 3 at NYI 2 (OT: Bergeron)
Feb. 29 Bos 4 at NYI 0 (GW: Pasternak)

Boston Bruins	GP	G	A	PTS	PIM	PP	SH
Torey Krug	3	1	3	4	-	1	-
Charlie McAvoy	3	1	3	4	2	1	-
Anders Bjork	2	1	1	2	-	-	-
Patrice Bergeron	3	1	1	2	-	1	-
Brad Marchand	3	1	1	2	-	-	-
David Pasternak	3	1	1	2	4	-	-
Charlie Coyle	3	-	2	2	-	-	-
David Krejci	3	-	2	2	-	-	-
John Moore	1	1	-	1	-	-	-
Jake DeBrusk	3	1	-	1	-	-	-
Matt Grzelcyk	3	1	-	1	-	-	-
Danton Heinen	2	-	1	1	-	-	-
Brandon Carlo	3	-	1	1	2	-	-
David Backes	1	-	-	-	-	-	-
Connor Clifton	1	-	-	-	2	-	-
Ondrej Kase	1	-	-	-	-	-	-
Karson Kuhlman	1	-	-	-	-	-	-
Jeremy Lauzon	1	-	-	-	2	-	-
Par Lindholm	1	-	-	-	-	-	-
Brett Ritchie	1	-	-	-	-	-	-
Nick Ritchie	1	-	-	-	4	-	-
Chris Wagner	2	-	-	-	-	-	-
Zdeno Chara	3	-	-	-	2	-	-
Sean Kuraly	3	-	-	-	-	-	-
Joakim Nordstrom	3	-	-	-	-	-	-

New York Islanders	GP	G	A	PTS	PIM	PP	SH
Mathew Barzal	3	2	1	3	2	-	-
Johnny Boychuk	3	1	1	2	-	-	-
Scott Mayfield	3	1	-	1	2	-	-
Noah Dobson	1	-	1	1	-	-	-
Josh Bailey	3	-	1	1	-	-	-
Jordan Eberle	3	-	1	1	-	-	-
Anders Lee	3	-	1	1	-	-	-
Andy Greene	1	-	-	-	-	-	-
Ross Johnston	1	-	-	-	-	-	-
Jean-Gabriel Pageau	1	-	-	-	-	-	-
Adam Pelech	1	-	-	-	2	-	-
Casey Cizikas	2	-	-	-	2	-	-
Cal Clutterbuck	2	-	-	-	2	-	-
Michael Dal Colle	2	-	-	-	-	-	-
Leo Komarov	2	-	-	-	2	-	-
Tom Kuhnhackl	2	-	-	-	-	-	-
Anthony Beauvillier	3	-	-	-	-	-	-
Derick Brassard	3	-	-	-	2	-	-
Nick Leddy	3	-	-	-	-	-	-
Matt Martin	3	-	-	-	-	-	-
Brock Nelson	3	-	-	-	4	-	-
Ryan Pulock	3	-	-	-	-	-	-
Devon Toews	3	-	-	-	-	-	-

Boston Bruins	GP	MINS	W-L-O	GA	GAA	SV%	SO
Tuukka Rask	3	187	2-0-1	4	1.29	.952	1

New York Islanders	GP	MINS	W-L-O	GA	GAA	SV%	SO
Semyon Varlamov	3	186	1-1-1	9	2.90	.902	-

By Period	1	2	3	OT	TOTAL
Goals	3	1	4	1	9
Shots	19	30	37	6	92
Power Play:	30.0%	(3/10)			
Penalty Kill:	100.0%	(9/9)			

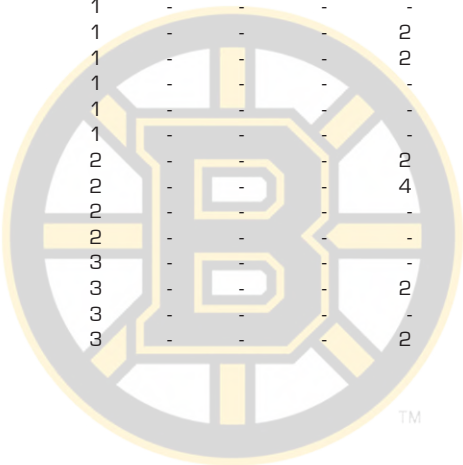
By Period	1	2	3	OT	TOTAL
Goals	1	2	1	0	4
Shots	26	21	34	2	83
Power Play:	0.0%	(0/9)			
Penalty Kill:	70.0%	(7/10)			

BOSTON vs. NEW YORK RANGERS


At Boston
Nov. 29 NYR 2 at Bos 3 (OT: Krejci)

At New York
Oct. 27 Bos 7 at NYR 4 (GW: Chara)
Feb. 16 Bos 3 at NYR 1 (GW: Coyle)

Boston Bruins	GP	G	A	PTS	PIM	PP	SH
David Pastrnak	3	1	6	7	2	-	-
Brad Marchand	3	2	4	6	6	-	-
Patrice Bergeron	2	4	-	4	-	-	-
Charlie Coyle	3	2	1	3	-	-	1
Brandon Carlo	3	-	3	3	-	-	-
Jake DeBrusk	3	-	3	3	-	-	-
David Krejci	2	1	1	2	4	-	-
Zdeno Chara	3	1	1	2	4	-	-
Charlie McAvoy	3	1	1	2	5	-	-
Sean Kuraly	3	1	-	1	4	-	-
David Backes	1	-	-	-	-	-	-
Peter Cehlarik	1	-	-	-	2	-	-
Karson Kuhlman	1	-	-	-	2	-	-
Jeremy Lauzon	1	-	-	-	-	-	-
Brett Ritchie	1	-	-	-	-	-	-
Jack Studnicka	1	-	-	-	-	-	-
Connor Clifton	2	-	-	-	2	-	-
Par Lindholm	2	-	-	-	4	-	-
Joakim Nordstrom	2	-	-	-	-	-	-
Chris Wagner	2	-	-	-	-	-	-
Anders Bjork	3	-	-	-	-	-	-
Matt Grzelcyk	3	-	-	-	2	-	-
Danton Heinen	3	-	-	-	-	-	-
Torey Krug	3	-	-	-	2	-	-



New York Rangers	GP	G	A	PTS	PIM	PP	SH
Artemi Panarin	3	-	4	4	-	-	-
Ryan Strome	3	-	4	4	-	-	-
Tony DeAngelo	2	-	3	3	-	-	-
Pavel Buchnevich	3	2	-	2	-	-	-
Micheal Haley	1	1	-	1	-	-	-
Filip Chytil	2	1	-	1	-	-	-
Chris Kreider	3	1	-	1	-	1	-
Brady Skjei	3	1	-	1	2	-	-
Mika Zibanejad	3	1	-	1	2	1	-
Lias Andersson	1	-	1	1	-	-	-
Brendan Smith	3	-	1	1	7	-	-
Jacob Trouba	3	-	1	1	-	-	-
Phillip Di Giuseppe	1	-	-	-	-	-	-
Boo Nieves	1	-	-	-	-	-	-
Jesper Fast	2	-	-	-	-	-	-
Libor Hajek	2	-	-	-	-	-	-
Ryan Lindgren	2	-	-	-	2	-	-
Greg McKegg	2	-	-	-	-	-	-
Marc Staal	2	-	-	-	-	-	-
Adam Fox	3	-	-	-	-	-	-
Brett Howden	3	-	-	-	-	-	-
Kaapo Kakko	3	-	-	-	2	-	-
Brendan Lemieux	3	-	-	-	-	-	-



Boston Bruins	GP	MINS	W-L-O	GA	GAA	SV%	SO
Jaroslav Halak	3	181	3-0-0	7	2.32	.916	-

New York Rangers	GP	MINS	W-L-O	GA	GAA	SV%	SO
Alexandar Georgiev	2	78	0-2-0	4	3.08	.909	-
Henrik Lundqvist	2	102	0-0-1	7	4.13	.879	-

By Period	1	2	3	OT	TOTAL
Goals	1	6	5	1	13
Shots	28	42	33	1	104

Power Play: 0.0% (0/5)
Penalty Kill: 87.5% (14/16)

By Period	1	2	3	OT	TOTAL
Goals	2	1	4	0	7
Shots	27	24	32	0	83

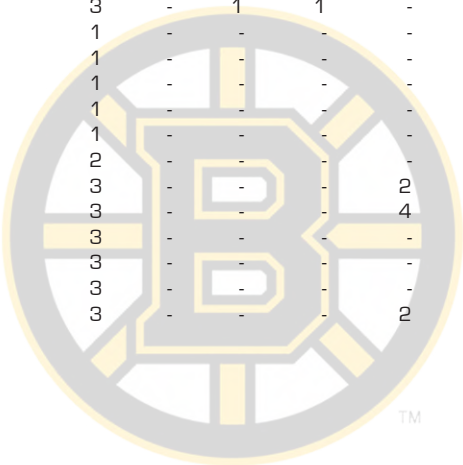
Power Play: 12.5% (2/16)
Penalty Kill: 100.0% (5/5)

BOSTON vs. OTTAWA


At Boston
Nov. 2 Ott 2 at Bos 5 (GW: Heinen)

At Ottawa
Nov. 27 Bos 2 at Ott 1 (GW: Chara)
Dec. 9 Bos 2 at Ott 5 (GW: Tierney)

Boston Bruins	GP	G	A	PTS	PIM	PP	SH
Brad Marchand	3	2	3	5	6	1	-
David Pastrnak	3	1	4	5	2	1	-
Patrice Bergeron	2	2	1	3	-	-	-
Jake DeBrusk	3	2	-	2	-	1	-
Danton Heinen	3	1	1	2	-	-	-
Zdeno Chara	3	1	-	1	-	-	-
Brendan Gaunce	1	-	1	1	2	-	-
Joakim Nordstrom	2	-	1	1	-	-	-
Anders Bjork	3	-	1	1	-	-	-
Torey Krug	3	-	1	1	-	-	-
Sean Kuraly	3	-	1	1	-	-	-
David Backes	1	-	-	-	-	-	-
Peter Cehlarik	1	-	-	-	-	-	-
Par Lindholm	1	-	-	-	-	-	-
John Moore	1	-	-	-	-	-	-
Brett Ritchie	1	-	-	-	-	-	-
Steven Kampfer	2	-	-	-	-	-	-
Brandon Carlo	3	-	-	-	2	-	-
Charlie Coyle	3	-	-	-	4	-	-
Matt Grzelcyk	3	-	-	-	-	-	-
David Krejci	3	-	-	-	-	-	-
Charlie McAvoy	3	-	-	-	-	-	-
Chris Wagner	3	-	-	-	2	-	-



Ottawa Senators	GP	G	A	PTS	PIM	PP	SH
Anthony Duclair	3	3	1	4	2	-	-
Chris Tierney	3	1	3	4	-	-	-
Thomas Chabot	3	1	1	2	2	-	-
Jean-Gabriel Pageau	3	1	1	2	-	-	1
Vladislav Namestnikov	2	-	2	2	2	-	-
Mark Borowiecki	3	-	2	2	6	-	-
Dylan DeMelo	3	-	2	2	4	-	-
Artem Anisimov	1	1	-	1	-	-	-
Connor Brown	3	1	-	1	-	-	-
Logan Brown	3	-	1	1	-	-	-
Ron Hainsey	3	-	1	1	-	-	-
Jonathan Davidsson	1	-	-	-	-	-	-
Cody Golubeuf	1	-	-	-	-	-	-
Scott Sabourin	1	-	-	-	-	-	-
Max Veronneau	1	-	-	-	-	-	-
J. C. Beaudin	2	-	-	-	-	-	-
Erik Brannstrom	2	-	-	-	-	-	-
Filip Chlapik	2	-	-	-	-	-	-
Colin White	2	-	-	-	2	-	-
Tyler Ennis	3	-	-	-	-	-	-
Nick Paul	3	-	-	-	-	-	-
Brady Tkachuk	3	-	-	-	-	-	-
Nikita Zaitsev	3	-	-	-	-	-	-



Boston Bruins	GP	MINS	W-L-O	GA	GAA	SV%	SO
Tuukka Rask	3	178	2-1-0	6	2.02	.935	-

Ottawa Senators	GP	MINS	W-L-O	GA	GAA	SV%	SO
Anders Nilsson	2	118	1-1-0	4	2.04	.934	-
Craig Anderson	1	60	0-1-0	5	5.00	.844	-

By Period	1	2	3	OT	TOTAL
Goals	2	1	6	-	9
Shots	22	33	38	-	93

Power Play: 27.3% (3/11)
Penalty Kill: 100.0% (10/10)

By Period	1	2	3	OT	TOTAL
Goals	3	2	3	-	8
Shots	29	39	26	-	94

Power Play: 0.0% (0/10)
Penalty Kill: 72.7% (8/11)

BOSTON vs. PHILADELPHIA

At Boston
Nov. 10 Phi 3 at Bos 2 (SO: Farabee)

At Philadelphia
Jan. 13 Bos 5 at Phi 6 (SO: Konecny)
Mar. 10 Bos 2 at Phi 0 (GW: Grzelczyk)

Boston Bruins	GP	G	A	PTS	PIM	PP	SH
David Krejci	3	2	1	3	-	1	-
Danton Heinen	2	1	2	3	-	-	-
Charlie Coyle	3	1	2	3	-	-	-
Brad Marchand	3	1	2	3	4	-	-
Anders Bjork	2	1	1	2	2	-	-
Patrice Bergeron	3	1	1	2	4	-	-
Matt Grzelcyk	3	1	1	2	-	1	-
David Pastnak	3	1	1	2	2	-	-
Jake DeBrusk	2	-	2	2	-	-	-
Zdeno Chara	3	-	2	2	-	-	-
Brandon Carlo	2	-	1	1	-	-	-
Ondrej Kase	1	-	-	-	-	-	-
Jeremy Lauzon	1	-	-	-	-	-	-
Brett Ritchie	1	-	-	-	-	-	-
Nick Ritchie	1	-	-	-	-	-	-
Zach Senyshyn	1	-	-	-	-	-	-
Connor Clifton	2	-	-	-	-	-	-
Torey Krug	2	-	-	-	2	-	-
Par Lindholm	2	-	-	-	-	-	-
John Moore	2	-	-	-	-	-	-
Sean Kuraly	3	-	-	-	-	-	-
Charlie McAvoy	3	-	-	-	-	-	-
Joakim Nordstrom	3	-	-	-	-	-	-
Chris Wagner	3	-	-	-	4	-	-

Philadelphia Flyers	GP	G	A	PTS	PIM	PP	SH
Sean Couturier	3	1	4	5	-	-	-
Travis Konecny	3	1	2	3	-	-	-
Travis Sanheim	3	2	-	2	-	-	-
Philippe Myers	2	1	1	2	-	-	-
Jakub Voracek	3	-	2	2	-	-	-
Connor Bunnaman	1	1	-	1	-	-	-
Kevin Hayes	3	1	-	1	-	1	-
Mark Friedman	1	-	1	1	2	-	-
Oskar Lindblom	1	-	1	1	2	-	-
Robert Hagg	2	-	1	1	-	-	-
James van Riemsdyk	2	-	1	1	-	-	-
Andy Andreoff	1	-	-	-	-	-	-
Derek Grant	1	-	-	-	-	-	-
Nate Thompson	1	-	-	-	-	-	-
Carson Twarynski	1	-	-	-	-	-	-
Nicolas Aube-Kubel	2	-	-	-	-	-	-
Justin Braun	2	-	-	-	2	-	-
Shayne Gostisbehere	2	-	-	-	-	-	-
Scott Laughton	2	-	-	-	2	-	-
Joel Farabee	3	-	-	-	4	-	-
Claude Giroux	3	-	-	-	-	-	-
Matt Niskanen	3	-	-	-	2	-	-
Tyler Pitlick	3	-	-	-	-	-	-
Ivan Provorov	3	-	-	-	2	-	-
Michael Raffl	3	-	-	-	2	-	-

Boston Bruins	GP	MINS	W-L-O	GA	GAA	SV%	SO
Tuukka Rask	1	60	1-0-0	0	0.00	1.000	1
Jaroslav Halak	2	130	0-0-2	7	3.23	.897	-

Philadelphia Flyers	GP	MINS	W-L-O	GA	GAA	SV%	SO
Carter Hart	3	187	2-1-0	9	2.88	.898	-

By Period	1	2	3	OT/SO	TOTAL
Goals	2	4	3	0/0	9
Shots	27	17	40	4	88
Power Play:	28.6%	(2/7)			
Penalty Kill:	87.5%	(7/8)			

By Period	1	2	3	OT/SO	TOTAL
Goals	3	3	1	0/2	9
Shots	38	33	27	6	104
Power Play:	12.5%	(1/8)			
Penalty Kill:	71.4%	(5/7)			

BOSTON vs. PITTSBURGH

At Boston
Nov. 4 Pit 4 at Bos 6 (GW: Marchand)
Jan. 16 Pit 1 at Bos 4 (GW: Lindholm)

At Pittsburgh
Jan. 19 Bos 3 at Pit 4 (GW: Rust)

Boston Bruins	GP	G	A	PTS	PIM	PP	SH
Brad Marchand	3	3	4	7	2	-	-
David Pastrnak	3	2	4	6	-	-	-
Patrice Bergeron	3	3	-	3	2	-	-
Jake DeBrusk	3	1	1	2	-	-	-
Torey Krug	3	1	1	2	7	-	-
David Krejci	1	-	2	2	2	-	-
Karson Kuhlman	2	-	2	2	-	-	-
Brandon Carlo	3	-	2	2	2	-	-
Pat Lindholm	2	1	-	1	-	-	-
Anders Bjork	3	1	-	1	2	-	-
Sean Kuraly	3	1	-	1	-	-	-
Zdeno Chara	3	-	1	1	-	-	-
Charlie Coyle	3	-	1	1	-	-	-
Charlie McAvoy	3	-	1	1	-	-	-
Connor Clifton	1	-	-	-	-	-	-
Cameron Hughes	1	-	-	-	-	-	-
Brett Ritchie	1	-	-	-	-	-	-
John Moore	2	-	-	-	-	-	-
Joakim Nordstrom	2	-	-	-	-	-	-
Matt Grzelcyk	3	-	-	-	2	-	-
Danton Heinen	3	-	-	-	-	-	-
Chris Wagner	3	-	-	-	6	-	-

Pittsburgh Penguins	GP	G	A	PTS	PIM	PP	SH
Sidney Crosby	3	1	2	3	-	-	-
Bryan Rust	3	2	-	2	-	-	-
Jack Johnson	3	1	1	2	-	-	1
Dominik Simon	3	1	1	2	-	-	-
Kris Letang	3	-	2	2	8	-	-
Evgeni Malkin	3	-	2	2	-	-	-
Nick Bjugstad	1	1	-	1	2	-	-
Teddy Blueger	3	1	-	1	2	-	-
Dominik Kahun	3	1	-	1	-	-	-
John Marino	3	1	-	1	4	-	-
Brian Dumoulin	1	-	1	1	-	-	-
Justin Schultz	1	-	1	1	-	-	-
Patric Hornqvist	2	-	1	1	7	-	-
Alex Galchenyuk	3	-	1	1	-	-	-
Jared McCann	3	-	1	1	-	-	-
Brandon Tanev	3	-	1	1	-	-	-
Jake Guentzel	1	-	-	-	-	-	-
Andrew Agozzino	2	-	-	-	-	-	-
Juuso Riikola	2	-	-	-	-	-	-
Chad Ruhwedel	2	-	-	-	-	-	-
Zach Aston-Reese	3	-	-	-	4	-	-
Marcus Pettersson	3	-	-	-	2	-	-

Boston Bruins	GP	MINS	W-L-O	GA	GAA	SV%	SO
Jaroslav Halak	3	178	2-1-0	9	3.03	.906	-

Pittsburgh Penguins	GP	MINS	W-L-O	GA	GAA	SV%	SO
Tristan Jarry	2	93	0-2-0	5	3.22	.884	-
Matt Murray	2	84	1-0-0	6	4.27	.878	-

By Period	1	2	3	OT	TOTAL
Goals	7	1	5	-	13
Shots	36	28	30	-	94

Power Play: 0.0% (0/9)
Penalty Kill: 100.0% (6/6)

By Period	1	2	3	OT	TOTAL
Goals	2	5	2	-	9
Shots	25	43	28	-	96

Power Play: 0.0% (0/6)
Penalty Kill: 100.0% (9/9)

BOSTON vs. ST. LOUIS


At Boston
Oct. 26 StL 0 at Bos 3 (GW: Pastnak)

At St. Louis
-

Boston Bruins	GP	G	A	PTS	PIM	PP	SH
Anders Bjork	1	1	-	1	-	-	-
Brandon Carlo	1	1	-	1	-	-	-
David Pastnak	1	1	-	1	-	1	-
Matt Grzelcyk	1	-	1	1	2	-	-
Danton Heinen	1	-	1	1	-	-	-
Torey Krug	1	-	1	1	6	-	-
Brad Marchand	1	-	1	1	-	-	-
Patrice Bergeron	1	-	-	-	-	-	-
Zdeno Chara	1	-	-	-	2	-	-
Connor Clifton	1	-	-	-	-	-	-
Charlie Coyle	1	-	-	-	-	-	-
Jake DeBrusk	1	-	-	-	-	-	-
Sean Kuraly	1	-	-	-	2	-	-
Par Lindholm	1	-	-	-	-	-	-
Charlie McAvoy	1	-	-	-	-	-	-
Joakim Nordstrom	1	-	-	-	-	-	-
Brett Ritchie	1	-	-	-	-	-	-
Chris Wagner	1	-	-	-	-	-	-



St. Louis Blues	GP	G	A	PTS	PIM	PP	SH
Ivan Barbashev	1	-	-	-	-	-	-
Sammy Blais	1	-	-	-	-	-	-
Robert Bortuzzo	1	-	-	-	-	-	-
Jay Bouwmeester	1	-	-	-	-	-	-
Tyler Bozak	1	-	-	-	-	-	-
Vince Dunn	1	-	-	-	-	-	-
Justin Faulk	1	-	-	-	-	-	-
Mackenzie MacEachern	1	-	-	-	-	-	-
Ryan O'Reilly	1	-	-	-	-	-	-
Colton Parayko	1	-	-	-	2	-	-
David Perron	1	-	-	-	4	-	-
Alex Pietrangelo	1	-	-	-	-	-	-
Zach Sanford	1	-	-	-	-	-	-
Brayden Schenn	1	-	-	-	2	-	-
Jaden Schwartz	1	-	-	-	-	-	-
Alexander Steen	1	-	-	-	-	-	-
Oskar Sundqvist	1	-	-	-	4	-	-
Robert Thomas	1	-	-	-	-	-	-



Boston Bruins	GP	MINS	W-L-O	GA	GAA	SV%	SO
Tuukka Rask	1	60	1-0-0	0	0.00	1.000	1

St. Louis Blues	GP	MINS	W-L-O	GA	GAA	SV%	SO
Jordan Binnington	1	58	0-1-0	2	2.06	.913	0

By Period	1	2	3	OT	TOTAL
Goals	1	1	1	-	3
Shots	10	9	5	-	24

Power Play:	25.0%	(1/4)
Penalty Kill:	100.0%	(4/4)

By Period	1	2	3	OT	TOTAL
Goals	0	0	0	-	0
Shots	9	7	10	-	26


Power Play:	0.0%	(0/4)
Penalty Kill:	75.0%	(3/4)

BOSTON vs. SAN JOSE

At Boston
Oct. 29 SJ 1 at Bos 5 (GW: Krejci)

At San Jose
-

Boston Bruins	GP	G	A	PTS	PIM	PP	SH
David Krejci	1	1	1	2	2	1	-
Chris Wagner	1	1	1	2	-	-	-
Brandon Carlo	1	1	-	1	-	-	-
Charlie Coyle	1	1	-	1	-	-	-
David Pastnak	1	1	-	1	-	1	-
David Backes	1	-	1	1	10	-	-
Patrice Bergeron	1	-	1	1	-	-	-
Zdeno Chara	1	-	1	1	2	-	-
Danton Heinen	1	-	1	1	-	-	-
Torey Krug	1	-	1	1	-	-	-
Brad Marchand	1	-	1	1	12	-	-
Anders Bjork	1	-	-	-	-	-	-
Connor Clifton	1	-	-	-	-	-	-
Jake DeBrusk	1	-	-	-	2	-	-
Matt Grzelcyk	1	-	-	-	4	-	-
Sean Kuraly	1	-	-	-	-	-	-
Charlie McAvoy	1	-	-	-	-	-	-
Brett Ritchie	1	-	-	-	15	-	-



San Jose Sharks	GP	G	A	PTS	PIM	PP	SH
Brent Burns	1	1	-	1	-	1	-
Tomas Hertl	1	-	1	1	4	-	-
Erik Karlsson	1	-	1	1	-	-	-
Logan Couture	1	-	-	-	12	-	-
Brenden Dillon	1	-	-	-	2	-	-
Mario Ferraro	1	-	-	-	-	-	-
Dylan Gambrell	1	-	-	-	-	-	-
Barclay Goodrow	1	-	-	-	17	-	-
Tim Heed	1	-	-	-	-	-	-
Evander Kane	1	-	-	-	12	-	-
Melker Karlsson	1	-	-	-	-	-	-
Kevin Labanc	1	-	-	-	-	-	-
Patrick Marleau	1	-	-	-	-	-	-
Timo Meier	1	-	-	-	2	-	-
Lukas Radil	1	-	-	-	6	-	-
Marcus Sorensen	1	-	-	-	-	-	-
Joe Thornton	1	-	-	-	-	-	-
Marc-Edouard Vlasic	1	-	-	-	-	-	-



Boston Bruins	GP	MINS	W-L-O	GA	GAA	SV%	SO
Tuukka Rask	1	60	1-0-0	1	1.00	.941	0

San Jose Sharks	GP	MINS	W-L-O	GA	GAA	SV%	SO
Martin Jones	1	60	0-1-0	5	4.00	.878	-

By Period	1	2	3	OT	TOTAL
Goals	2	3	0	-	5
Shots	16	18	7	-	41

Power Play:	25.0%	(2/8)
Penalty Kill:	66.7%	(2/3)

By Period	1	2	3	OT	TOTAL
Goals	0	1	0	-	1
Shots	6	6	5	-	17

Power Play:	33.3%	(1/3)
Penalty Kill:	75.0%	(6/8)

BOSTON vs. TAMPA BAY

At Boston						
Oct.	17	TB	4	at	Bos	3 (SO: Stamkos)
Mar.	7	TB	5	at	Bos	3 (GW: Killorn)

At Tampa Bay						
Dec.	12	Bos	2	at	TB	3 (GW: Stamkos)
Mar.	3	Bos	2	at	TB	1 (GW: DeBrusk)

Boston Bruins	GP	G	A	PTS	PIM	PP	SH
David Pastrnak	4	3	2	5	-	3	-
Brad Marchand	4	1	4	5	6	-	-
Torey Krug	4	-	4	4	2	-	-
Patrice Bergeron	4	2	1	3	6	1	-
Charlie McAvoy	4	1	2	3	-	-	-
Charlie Coyle	4	-	2	2	-	-	-
John Moore	2	1	-	1	4	-	-
Jake DeBrusk	4	1	-	1	-	-	-
Sean Kuraly	4	1	-	1	14	-	-
Anders Bjork	1	-	1	1	-	-	-
Ondrej Kase	2	-	1	1	2	-	-
Zdeno Chara	4	-	1	1	10	-	-
Matt Grzelcyk	4	-	1	1	4	-	-
Connor Clifton	1	-	-	-	-	-	-
Karson Kuhlman	1	-	-	-	-	-	-
Danton Heinen	2	-	-	-	-	-	-
Jeremy Lauzon	2	-	-	-	2	-	-
Brett Ritchie	2	-	-	-	-	-	-
Nick Ritchie	2	-	-	-	10	-	-
Brandon Carlo	3	-	-	-	2	-	-
David Krejci	3	-	-	-	-	-	-
Par Lindholm	3	-	-	-	-	-	-
Joakim Nordstrom	4	-	-	-	5	-	-
Chris Wagner	4	-	-	-	7	-	-

Tampa Bay Lightning	GP	G	A	PTS	PIM	PP	SH
Brayden Point	4	2	2	4	-	1	-
Steven Stamkos	2	2	1	3	2	1	-
Nikita Kucherov	4	1	2	3	2	-	-
Alex Killorn	4	1	1	2	-	1	-
Mikhail Sergachev	4	1	1	2	4	-	1
Yanni Gourde	4	-	2	2	9	-	-
Victor Hedman	4	-	2	2	-	-	-
Mathieu Joseph	2	1	-	1	-	-	-
Cedric Paquette	3	1	-	1	-	-	-
Mitchell Stephens	3	1	-	1	2	-	-
Anthony Cirelli	4	1	-	1	4	-	1
Kevin Shattenkirk	4	1	-	1	4	-	-
Zach Bogosian	2	-	1	1	-	-	-
Barclay Goodrow	2	-	1	1	11	-	-
Braydon Coburn	3	-	1	1	2	-	-
Tyler Johnson	3	-	1	1	2	-	-
Jan Rutta	1	-	-	-	-	-	-
Luke Witkowski	1	-	-	-	-	-	-
Blake Coleman	2	-	-	-	10	-	-
Ryan McDonagh	2	-	-	-	2	-	-
Carter Verhaeghe	2	-	-	-	2	-	-
Erik Cernak	4	-	-	-	12	-	-
Pat Maroon	4	-	-	-	10	-	-
Ondrej Palat	4	-	-	-	-	-	-

Boston Bruins	GP	MINS	W-L-O	GA	GAA	SV%	SO
Tuukka Rask	4	242	1-2-1	11	2.73	.902	-

Tampa Bay Lightning	GP	MINS	W-L-O	GA	GAA	SV%	SO
Andrei Vasilevskiy	4	244	3-1-0	10	2.46	.928	-

By Period	1	2	3	OT/SO	TOTAL
Goals	3	4	3	0/0	10
Shots	43	51	40	5	139
Power Play:	28.6%	(4/14)			
Penalty Kill:	66.7%	(6/9)			

By Period	1	2	3	OT/SO	TOTAL
Goals	3	4	5	0/1	13
Shots	37	42	31	3	113
Power Play:	33.3%	(3/9)			
Penalty Kill:	71.4%	(10/14)			

BOSTON vs. TORONTO

At Boston
Oct. 22 Tor 2 at Bos 4 (GW: Ritchie)

At Toronto
Oct. 19 Bos 3 at Tor 4 (OT: Rielly)
Nov. 15 Bos 4 at Tor 2 (GW: Marchand)

Boston Bruins	GP	G	A	PTS	PIM	PP	SH
Brad Marchand	3	3	2	5	2	-	-
David Pastmak	3	2	2	4	2	1	-
Charlie Coyle	3	1	2	3	-	-	-
Jake DeBrusk	2	1	1	2	-	-	-
Brett Ritchie	2	1	1	2	-	-	-
Patrice Bergeron	3	-	2	2	2	-	-
Zdeno Chara	3	1	-	1	2	-	-
Danton Heinen	3	1	-	1	-	1	-
Par Lindholm	3	1	-	1	-	-	-
David Krejci	1	-	1	1	-	-	-
Anders Bjork	2	-	1	1	-	-	-
Torey Krug	2	-	1	1	2	-	-
Brandon Carlo	3	-	1	1	-	-	-
Matt Grzelcyk	3	-	1	1	-	-	-
Sean Kuraly	3	-	1	1	2	-	-
Charlie McAvoy	3	-	1	1	-	-	-
Chris Wagner	3	-	1	1	-	-	-
Trent Frederic	1	-	-	-	-	-	-
Karson Kuhlman	1	-	-	-	-	-	-
Joakim Nordstrom	1	-	-	-	-	-	-
Urho Vaakanainen	1	-	-	-	-	-	-
David Backes	2	-	-	-	2	-	-
Connor Clifton	3	-	-	-	-	-	-

Toronto Maple Leafs	GP	G	A	PTS	PIM	PP	SH
Alexander Kerfoot	2	2	1	3	-	1	-
Kasperi Kapanen	3	2	1	3	-	-	-
Morgan Rielly	3	2	-	2	2	-	-
Auston Matthews	3	1	1	2	-	-	-
Mitch Marner	2	-	2	2	-	-	-
Jake Muzzin	3	-	2	2	2	-	-
William Nylander	3	-	2	2	-	-	-
Dmytro Timashov	2	1	-	1	-	-	-
Zach Hyman	1	-	1	1	-	-	-
John Tavares	1	-	1	1	-	-	-
Frederik Gauthier	3	-	1	1	-	-	-
Justin Holl	3	-	1	1	-	-	-
Andreas Johnsson	3	-	1	1	6	-	-
Ilya Mikheyev	3	-	1	1	2	-	-
Travis Dermott	1	-	-	-	-	-	-
Kevin Gravel	1	-	-	-	-	-	-
Martin Marincin	1	-	-	-	4	-	-
Nic Petan	2	-	-	-	-	-	-
Jason Spezza	2	-	-	-	-	-	-
Tyson Barrie	3	-	-	-	-	-	-
Cody Ceci	3	-	-	-	-	-	-
Trevor Moore	3	-	-	-	-	-	-
Nicholas Shore	3	-	-	-	4	-	-

Boston Bruins	GP	MINS	W-L-O	GA	GAA	SV%	SO
Tuukka Rask	2	120	2-0-0	4	2.00	.934	-
Jaroslav Halak	1	64	0-0-1	4	3.77	.862	-

Toronto Maple Leafs	GP	MINS	W-L-O	GA	GAA	SV%	SO
Frederik Andersen	2	123	1-1-0	6	2.92	.924	0
Michael Hutchinson	1	58	0-1-0	4	4.13	.897	0

By Period	1	2	3	OT	TOTAL
Goals	3	1	7	0	11
Shots	38	39	41	1	119
Power Play:	22.2%	(2/9)			
Penalty Kill:	83.3%	(5/6)			


By Period	1	2	3	OT	TOTAL
Goals	2	3	2	1	8
Shots	34	30	24	2	90
Power Play:	16.7%	(1/6)			
Penalty Kill:	77.8%	(7/9)			

BOSTON vs. VANCOUVER


At Boston
Feb. 4 Van 0 at Bos 4 (GW: Coyle)

At Vancouver
Feb. 22 Bos 3 at Van 9 (GW: Pearson)

Boston Bruins	GP	G	A	PTS	PIM	PP	SH
Matt Grzelcyk	2	-	3	3	-	-	-
David Pastrnak	2	2	-	2	-	1	-
Charlie Coyle	2	1	1	2	5	-	-
Brad Marchand	2	1	1	2	-	-	-
Sean Kuraly	2	-	2	2	-	-	-
Charlie McAvoy	2	-	2	2	-	-	-
David Krejci	2	1	-	1	-	-	-
Karson Kuhlman	2	1	-	1	-	1	-
Chris Wagner	2	1	-	1	2	-	-
Patrice Bergeron	2	-	1	1	2	-	-
Anders Bjork	2	-	1	1	2	-	-
Brandon Carlo	2	-	1	1	-	-	-
Torey Krug	2	-	1	1	2	-	-
Danton Heinen	1	-	-	-	-	-	-
Par Lindholm	1	-	-	-	-	-	-
Anton Blidh	2	-	-	-	-	-	-
Zdeno Chara	2	-	-	-	4	-	-
Jake DeBrusk	2	-	-	-	-	-	-
Jeremy Lauzon	2	-	-	-	2	-	-



Vancouver Canucks	GP	G	A	PTS	PIM	PP	SH
Tyler Toffoli	1	2	1	3	-	-	-
Troy Stecher	2	1	2	3	2	-	-
J. T. Miller	2	-	3	3	-	-	-
Loui Eriksson	2	1	1	2	-	-	-
Bo Horvat	2	1	1	2	7	1	-
Alexander Edler	2	-	2	2	2	-	-
Quinn Hughes	2	-	2	2	2	-	-
Adam Gaudette	2	1	-	1	-	-	-
Tanner Pearson	2	1	-	1	-	-	-
Elias Pettersson	2	1	-	1	-	-	-
Jake Virtanen	2	1	-	1	-	-	-
Tyler Motte	1	-	1	1	-	-	-
Jay Beagle	2	-	1	1	12	-	-
Tyler Myers	2	-	1	1	4	-	-
Brock Boeser	1	-	-	-	-	-	-
Tim Schaller	1	-	-	-	-	-	-
Oscar Fantenberg	2	-	-	-	-	-	-
Antoine Roussel	2	-	-	-	2	-	-
Brandon Sutter	2	-	-	-	-	-	-
Christopher Tanev	2	-	-	-	-	-	-



Boston Bruins	GP	MINS	W-L-O	GA	GAA	SV%	SO
Tuukka Rask	2	106	1-1-0	6	3.38	.885	1
Jaroslav Halak	1	14	0-0-0	3	12.86	.625	-

Vancouver Canucks	GP	MINS	W-L-O	GA	GAA	SV%	SO
Thatcher Demko	1	2	0-0-0	0	0.00	1.000	-
Jacob Markstrom	2	118	1-1-0	7	3.55	.911	-

By Period	1	2	3	OT	TOTAL
Goals	2	1	4	-	7
Shots	25	29	25	-	79

Power Play:	25.0%	(2/8)
Penalty Kill:	83.3%	(5/6)

By Period	1	2	3	OT	TOTAL
Goals	2	3	4	-	9
Shots	23	17	20	-	60


Power Play:	16.7%	(1/6)
Penalty Kill:	75.0%	(6/8)

BOSTON vs. VEGAS

At Boston

Jan. 21 VGK 2 at Bos 3 (GW: Krejci)

Boston Bruins	GP	G	A	PTS	PIM	PP	SH
Brad Marchand	2	2	1	3	2	1	-
David Pastrnak	2	1	2	3	-	-	-
David Krejci	2	1	1	2	-	-	-
Torey Krug	2	1	1	2	-	-	-
Brandon Carlo	2	-	2	2	2	-	-
Jeremy Lauzon	1	1	-	1	-	-	-
Jake DeBrusk	2	1	-	1	-	-	-
Patrice Bergeron	2	-	1	1	-	-	-
Charlie Coyle	2	-	1	1	-	-	-
Danton Heinen	2	-	1	1	-	-	-
Karson Kuhlman	2	-	1	1	-	-	-
Sean Kuraly	2	-	1	1	-	-	-
David Backes	1	-	-	-	2	-	-
Anders Bjork	1	-	-	-	-	-	-
Anton Blidh	1	-	-	-	-	-	-
Connor Clifton	1	-	-	-	-	-	-
Brett Ritchie	1	-	-	-	2	-	-
Zdeno Chara	2	-	-	-	2	-	-
Matt Grzelcyk	2	-	-	-	-	-	-
Charlie McAvoy	2	-	-	-	-	-	-
Chris Wagner	2	-	-	-	-	-	-



At Vegas

Oct. 8 Bos 4 at Vgs 3 (GW: Krug)

Vegas Golden Knights	GP	G	A	PTS	PIM	PP	SH
Mark Stone	2	2	1	3	2	1	-
Max Pacioretty	2	1	1	2	-	1	-
Nate Schmidt	1	-	2	2	-	-	-
Jonathan Marchessault	2	-	2	2	-	-	-
Nicolas Hague	2	1	-	1	4	1	-
Reilly Smith	2	1	-	1	-	-	-
Cody Glass	1	-	1	1	-	-	-
William Karlsson	1	-	1	1	-	-	-
Shea Theodore	2	-	1	1	-	-	-
Cody Eakin	1	-	-	-	-	-	-
Jon Merrill	1	-	-	-	-	-	-
Brandon Pirri	1	-	-	-	2	-	-
Nicolas Roy	1	-	-	-	-	-	-
Chandler Stephenson	1	-	-	-	2	-	-
Alex Tuch	1	-	-	-	-	-	-
Valentin Zykov	1	-	-	-	-	-	-
William Carrier	2	-	-	-	2	-	-
Deryk Engelland	2	-	-	-	-	-	-
Nick Holden	2	-	-	-	-	-	-
Brayden McNabb	2	-	-	-	2	-	-
Tomas Nosek	2	-	-	-	-	-	-
Ryan Reaves	2	-	-	-	-	-	-
Paul Stastny	2	-	-	-	-	-	-



Boston Bruins	GP	MINS	W-L-O	GA	GAA	SV%	SO
Jaroslav Halak	1	60	1-0-0	2	2.00	.931	-
Tuukka Rask	1	60	1-0-0	3	3.00	.912	-

Vegas Golden Knights	GP	MINS	W-L-O	GA	GAA	SV%	SO
Marc-Andre Fleury	2	117	0-2-0	7	3.60	.903	-

By Period	1	2	3	OT	TOTAL
Goals	3	2	2	-	7
Shots	25	22	25	-	72

Power Play:	12.5%	(1/8)
Penalty Kill:	40.0%	(2/5)

By Period	1	2	3	OT	TOTAL
Goals	3	1	1	-	5
Shots	20	23	20	-	63

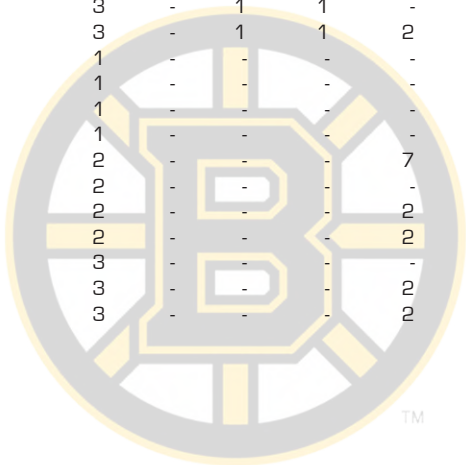
Power Play:	60.0%	(3/5)
Penalty Kill:	87.5%	(7/8)

BOSTON vs. WASHINGTON

At Boston

Nov. 16 Wsh 3 at Bos 2 (SO: Vrana)
Dec. 23 Wsh 3 at Bos 7 (GW: Bergeron)

Boston Bruins	GP	G	A	PTS	PIM	PP	SH
David Pastrnak	3	2	3	5	4	-	-
David Krejci	3	1	3	4	2	-	-
Brad Marchand	3	1	3	4	-	-	-
Charlie McAvoy	3	-	4	4	2	-	-
Charlie Coyle	3	2	1	3	2	-	1
Sean Kuraly	3	1	2	3	-	-	-
Patrice Bergeron	2	2	-	2	-	1	-
Jake DeBrusk	2	1	-	1	2	1	-
Anders Bjork	3	1	-	1	-	-	-
Torey Krug	2	-	1	1	-	-	-
Matt Grzelcyk	3	-	1	1	-	-	-
Danton Heinen	3	-	1	1	2	-	-
Paul Carey	1	-	-	-	-	-	-
Trent Frederic	1	-	-	-	-	-	-
John Moore	1	-	-	-	-	-	-
Urho Vaakanainen	1	-	-	-	-	-	-
Zdeno Chara	2	-	-	-	7	-	-
Par Lindholm	2	-	-	-	-	-	-
Brett Ritchie	2	-	-	-	2	-	-
Chris Wagner	2	-	-	-	2	-	-
Brandon Carlo	3	-	-	-	-	-	-
Connor Clifton	3	-	-	-	2	-	-
Joakim Nordstrom	3	-	-	-	2	-	-



At Washington

Dec. 11 Bos 2 at Wsh 3 (GW: Carlson)

Washington Capitals	GP	G	A	PTS	PIM	PP	SH
John Carlson	3	1	3	4	4	-	-
T. J. Oshie	3	3	-	3	-	1	-
Nicklas Backstrom	3	-	2	2	-	-	-
Evgeny Kuznetsov	3	-	2	2	4	-	-
Jakub Vrana	3	-	2	2	4	-	-
Tom Wilson	3	-	2	2	23	-	-
Travis Boyd	1	1	-	1	-	-	-
Lars Eller	3	1	-	1	-	-	-
Garnet Hathaway	3	1	-	1	4	-	-
Alex Ovechkin	3	1	-	1	2	-	-
Radko Gudas	3	-	1	1	4	-	-
Brendan Leipsic	3	-	1	1	-	-	-
Jonas Siegenthaler	3	-	1	1	-	-	-
Chandler Stephenson	1	-	-	-	-	-	-
Nic Dowd	2	-	-	-	-	-	-
Carl Hagelin	2	-	-	-	-	-	-
Nick Jensen	3	-	-	-	2	-	-
Michal Kempny	3	-	-	-	-	-	-
Dmitry Orlov	3	-	-	-	-	-	-
Richard Panik	3	-	-	-	-	-	-



Boston Bruins	GP	MINS	W-L-O	GA	GAA	SV%	SO
Jaroslav Halak	2	123	0-1-1	5	2.44	.928	-
Tuukka Rask	1	60	1-0-0	3	3.00	.929	-

Washington Capitals	GP	MINS	W-L-O	GA	GAA	SV%	SO
Ilya Samsonov	1	38	0-0-0	1	1.59	.750	-
Braden Holtby	3	145	2-1-0	8	3.32	.879	-

By Period	1	2	3	OT/SO	TOTAL
Goals	6	2	3	0/0	11
Shots	28	23	19	2	72

Power Play: 14.3% (2/14)
Penalty Kill: 90.0% (9/10)

By Period	1	2	3	OT/SO	TOTAL
Goals	1	3	4	0/1	9
Shots	34	35	39	3	111


Power Play: 10.0% (1/10)
Penalty Kill: 85.7% (12/14)

BOSTON vs. WINNIPEG


At Boston
Jan. 9 Wpg 4 at Bos 5 (GW: DeBrusk)

At Winnipeg
Jan. 31 Bos 2 at Wpg 1 (GW: DeBrusk)

Boston Bruins	GP	G	A	PTS	PIM	PP	SH
David Pastrnak	2	3	2	5	-	1	-
Jake DeBrusk	2	3	1	4	-	1	-
Torey Krug	2	-	2	2	2	-	-
Brad Marchand	2	-	2	2	7	-	-
Patrice Bergeron	2	1	-	1	-	1	-
Matt Grzelcyk	2	-	1	1	4	-	-
David Krejci	2	-	1	1	-	-	-
Sean Kuraly	2	-	1	1	-	-	-
Charlie McAvoy	2	-	1	1	2	-	-
Joakim Nordstrom	2	-	1	1	-	-	-
David Backes	1	-	-	-	-	-	-
Zdeno Chara	1	-	-	-	-	-	-
Steven Kampfer	1	-	-	-	-	-	-
Karson Kuhlman	1	-	-	-	5	-	-
Jeremy Lauzon	1	-	-	-	-	-	-
John Moore	1	-	-	-	-	-	-
Anders Bjork	2	-	-	-	-	-	-
Brandon Carlo	2	-	-	-	19	-	-
Charlie Coyle	2	-	-	-	2	-	-
Danton Heinen	2	-	-	-	-	-	-
Chris Wagner	2	-	-	-	-	-	-



Winnipeg Jets	GP	G	A	PTS	PIM	PP	SH
Nikolaj Ehlers	2	-	3	3	7	-	-
Kyle Connor	2	1	1	2	-	-	-
Patrik Laine	2	1	1	2	-	-	-
Neal Pionk	2	1	1	2	4	1	-
Mark Scheifele	2	1	1	2	-	-	-
Andrew Copp	2	1	-	1	-	1	-
Dmitry Kulikov	2	-	1	1	-	-	-
Josh Morrissey	2	-	1	1	4	-	-
Blake Wheeler	2	-	1	1	2	-	-
Jansen Harkins	1	-	-	-	-	-	-
Adam Lowry	1	-	-	-	-	-	-
Sami Niku	1	-	-	-	2	-	-
Tucker Poolman	1	-	-	-	-	-	-
Mason Appleton	2	-	-	-	-	-	-
Anthony Bitetto	2	-	-	-	-	-	-
Gabriel Bourque	2	-	-	-	5	-	-
Mathieu Perreault	2	-	-	-	-	-	-
Jack Roslovic	2	-	-	-	-	-	-
Luca Sbisa	2	-	-	-	19	-	-
Nicholas Shore	2	-	-	-	-	-	-



Boston Bruins	GP	MINS	W-L-O	GA	GAA	SV%	SO
Tuukka Rask	1	60	1-0-0	1	1.00	.974	-
Jaroslav Halak	1	60	1-0-0	4	4.00	.810	-

Winnipeg Jets	GP	MINS	W-L-O	GA	GAA	SV%	SO
Laurent Brossoit	2	117	0-2-0	7	3.59	.885	-

By Period	1	2	3	OT	TOTAL
Goals	2	2	3	-	7
Shots	27	16	18	-	61

Power Play:	37.5%	(3/8)
Penalty Kill:	75.0%	(6/8)

By Period	1	2	3	OT	TOTAL
Goals	2	2	1	-	5
Shots	18	19	22	-	59


Power Play:	25.0%	(2/8)
Penalty Kill:	62.5%	(5/8)

BOSTON vs. CAROLINA, ROUND ONE

At Boston

Aug. 12: Car 3 at Bos 4 (2OT: Bergeron)
 Aug. 13: Car 3 at Bos 2 (GW: Hamilton)
 Aug. 19: Car 1 at Bos 2 (GW: Bergeron)

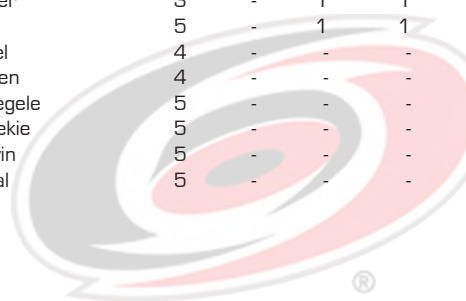
Boston Bruins	GP	G	A	PTS	PIM	PP	SH
David Krejci	5	3	5	8	-	2	-
Brad Marchand	5	3	4	7	2	1	-
Patrice Bergeron	5	2	3	5	-	1	-
David Pastrnak	2	1	3	4	2	-	-
Charlie Coyle	5	2	1	3	2	1	-
Ondrej Kase	5	-	3	3	2	-	-
Jake DeBrusk	5	2	-	2	-	-	-
Connor Clifton	3	1	1	2	-	-	-
Torey Krug	5	-	2	2	-	-	-
Charlie McAvoy	5	-	2	2	6	-	-
Sean Kuraly	6	1	-	1	-	-	1
Joakim Nordstrom	5	-	1	1	2	-	-
Chris Wagner	5	-	1	1	2	-	-
Karson Kuhlman	1	-	-	-	-	-	-
Nick Ritchie	2	-	-	-	-	-	-
Jeremy Lauzon	2	-	-	-	4	-	-
Par Lindholm	3	-	-	-	2	-	-
Jack Studnicka	3	-	-	-	2	-	-
Anders Bjork	4	-	-	-	6	-	-
Brandon Carlo	5	-	-	-	-	-	-
Zdeno Chara	5	-	-	-	2	-	-
Matt Grzelcyk	5	-	-	-	-	-	-



At Carolina

Aug. 15: Bos 3 at Car 1 (GW: Kuraly)
 Aug. 17: Bos 4 at Car 3 (GW: DeBrusk)

Carolina Hurricanes	GP	G	A	PTS	PIM	PP	SH
Sebastian Aho	5	-	4	4	2	-	-
Teuvo Teravainen	5	2	1	3	4	1	-
Haydn Fleury	5	2	-	2	2	-	-
Andrei Svechnikov	3	1	1	2	4	-	-
Dougie Hamilton	5	1	1	2	4	-	-
Jordan Martinook	5	1	1	2	2	-	-
Martin Necas	5	-	2	2	-	-	-
Vincent Trocheck	5	-	2	2	2	-	-
Joel Edmundson	1	1	-	1	-	-	-
Nino Niederreiter	4	1	-	1	2	1	-
Justin Williams	4	1	-	1	2	-	-
Brock McGinn	5	1	-	1	-	-	-
Trevor van Riemsdyk	2	-	1	1	4	-	-
Jake Gardner	3	-	1	1	-	-	-
Brady Skjei	5	-	1	1	4	-	-
Ryan Dzingel	4	-	-	-	2	-	-
Sami Vatanen	4	-	-	-	-	-	-
Warren Foegele	5	-	-	-	2	-	-
Morgan Geekie	5	-	-	-	-	-	-
Jacob Slavin	5	-	-	-	-	-	-
Jordan Staal	5	-	-	-	2	-	-



Boston Bruins	GP	MINS	W-L	GA	GAA	SV%	SO
Jaroslav Halak	3	180	3-0	5	1.67	.932	-
Tuukka Rask	2	140	1-1	6	2.58	.889	-

Carolina Hurricanes	GP	MINS	W-L	GA	GAA	SV%	SO
Petr Mrazek	3	197	0-3	8	2.44	.924	-
James Reimer	2	118	1-1	6	3.05	.912	-

By Period	1	2	3	OT	TOTAL
Goals	2	5	7	1	15
Shots	37	70	55	12	174

Power Play: 26.3% (5/19)
Penalty Kill: 86.7% (2/15)

By Period	1	2	3	OT	TOTAL
Goals	3	4	4	0	11
Shots	41	43	36	7	127

Power Play: 13.3% (2/15)
Penalty Kill: 73.7% (5/19)

BOSTON vs. TAMPA BAY, ROUND TWO

At Boston
Aug. 26 TB 7 at Bos 1 (GW: Gourde)
Aug. 29 TB 3 at Bos 1 (GW: Palat)

At Tampa Bay
Aug. 23 Bos 3 at TB 2 (GW: Marchand)
Aug. 25 Bos 3 at TB 4 (OT: Palat)
Aug. 31 Bos 2 at TB 3 (2OT: Hedman)

Boston Bruins	GP	G	A	PTS	PIM	PP	SH
David Pastrnak	5	2	4	6	-	2	-
Brad Marchand	5	4	1	5	-	2	-
David Krejci	5	1	2	3	4	-	-
Torey Krug	5	-	3	3	15	-	-
Charlie Coyle	5	1	1	2	-	-	-
Patrice Bergeron	5	-	2	2	6	-	-
Nick Ritchie	4	1	-	1	16	-	-
Jake DeBrusk	5	1	-	1	-	1	-
Sean Kuraly	2	-	1	1	2	-	-
Anders Bjork	3	-	1	1	-	-	-
Connor Clifton	4	-	1	1	4	-	-
Zdeno Chara	5	-	1	1	6	-	-
Brandon Carlo	5	-	1	1	4	-	-
Matt Grzelcyk	5	-	1	1	4	-	-
Jeremy Lauzon	1	-	-	-	-	-	-
John Moore	1	-	-	-	-	-	-
Jack Studnicka	1	-	-	-	-	-	-
Karson Kuhlman	2	-	-	-	-	-	-
Per Lindholm	3	-	-	-	-	-	-
Chris Wagner	4	-	-	-	2	-	-
Charlie McAvoy	5	-	-	-	14	-	-
Joakim Nordstrom	5	-	-	-	-	-	-
Ondrej Kase	5	-	-	-	-	-	-

Tampa Bay Lightning	GP	G	A	PTS	PIM	PP	SH
Brayden Point	5	1	7	8	-	-	-
Ondrej Palat	5	5	2	7	2	1	-
Nikita Kucherov	5	2	5	7	2	-	-
Victor Hedman	5	4	2	6	6	1	-
Blake Coleman	5	2	2	4	6	-	-
Kevin Shattenkirk	5	-	4	4	-	-	-
Alex Killorn	5	2	1	3	4	1	-
Yanni Gourde	5	1	2	3	2	-	-
Mikhail Sergachev	5	1	2	3	2	1	-
Anthony Cirelli	5	1	1	2	-	-	-
Tyler Johnson	5	-	2	2	5	-	-
Zach Bogosian	5	-	2	2	6	-	-
Erik Cernak	5	-	1	1	2	-	-
Barclay Goodrow	5	-	1	1	7	-	-
Pat Maroon	5	-	1	1	-	-	-
Carter Verhaeghe	1	-	-	-	-	-	-
Ryan McDonagh	2	-	-	-	-	-	-
Braydon Coburn	3	-	-	-	-	-	-
Luke Schenn	4	-	-	-	2	-	-
Cedric Paquette	5	-	-	-	4	-	-

Boston Bruins	GP	MINS	W-L	GA	GAA	SV%	SO
Jaroslav Halak	5	308	1-4	16	3.12	.896	-
Daniel Vadar	1	29	0-0	3	6.21	.800	-

Tampa Bay Lightning	GP	MINS	W-L	GA	GAA	SV%	SO
Andrei Vasilevskiy	5	336	4-1	10	1.79	.944	-

By Period	1	2	3	OT	TOTAL
Goals	2	4	4	0	10
Shots	49	47	48	13	157
Power Play:	29.4%	(5/17)			
Penalty Kill:	80.0%	(4/20)			

By Period	1	2	3	OT	TOTAL
Goals	4	8	5	2	19
Shots	41	68	37	23	169
Power Play:	20.0%	(4/20)			
Penalty Kill:	70.6%	(5/17)			

2019-20 NHL FINAL STANDINGS

EASTERN CONFERENCE

	GP	W	L	O	PTS	GF	GA
Atlantic							
Boston	70	44	14	12	100	227	174
Tampa Bay	70	43	21	6	92	245	195
Toronto	70	36	25	9	81	238	227
Florida	69	35	26	8	78	231	228
Montreal	71	31	31	9	71	212	221
Buffalo	69	30	31	8	68	195	217
Ottawa	71	25	34	12	62	191	243
Detroit	71	17	49	5	39	145	267
Metropolitan							
Washington	69	41	20	8	90	240	215
Philadelphia	69	41	21	7	89	232	196
Pittsburgh	69	40	23	6	86	224	196
Carolina	68	38	25	5	81	222	193
NY Islanders	68	35	23	10	80	192	193
Columbus	70	33	22	15	81	180	187
NY Rangers	70	37	28	5	79	234	222
New Jersey	69	28	29	12	68	189	230

WESTERN CONFERENCE

	GP	W	L	O	PTS	GF	GA
Central							
St. Louis Blues	71	42	19	10	94	225	193
Colorado	70	42	20	8	92	237	191
Dallas	69	37	24	8	82	180	177
Nashville	69	35	26	8	78	215	217
Winnipeg	71	37	28	6	80	216	203
Minnesota	69	35	27	7	77	220	220
Chicago	70	32	30	8	72	212	218
Pacific							
Vegas	71	39	24	8	86	227	211
Edmonton	71	37	25	9	83	225	217
Vancouver	69	36	27	6	78	228	217
Calgary	70	36	27	7	79	210	215
Arizona	70	33	29	8	74	195	187
Anaheim	71	29	33	9	67	187	226
Los Angeles	70	29	35	6	64	178	212
San Jose	70	29	36	5	63	182	226

2019-20 NHL SCORING LEADERS

Player	Team	G	A	PTS	Player	Team	G	A	PTS
Leon Draisaitl	Edmonton	43	67	110	Jonathan Huberdeau	Florida	23	55	78
Connor McDavid	Edmonton	34	63	97	Mika Zibanejad	New York Rangers	41	34	75
David Pastrnak	Boston	48	47	95	John Carlson	Washington	15	60	75
Artemi Panarin	New York Rangers	32	63	95	Evgeni Malkin	Pittsburgh	25	49	74
Nathan MacKinnon	Colorado	35	58	93	Kyle Connor	Winnipeg	38	35	73
Brad Marchand	Boston	28	59	87	Mark Scheifele	Winnipeg	29	44	73
Nikita Kucherov	Tampa Bay	33	52	85	J. T. Miller	Vancouver	27	45	72
Patrick Kane	Chicago	33	51	84	Alex Ovechkin	Washington	48	19	67
Auston Matthews	Toronto	47	33	80	Mitch Marner	Toronto	16	51	67
Jack Eichel	Buffalo	36	42	78	Sebastian Aho	Carolina	38	28	66

2019-20 NHL CATEGORY LEADERS

GOALS

Player	Team	G
David Pastrnak	Bos	48
Alex Ovechkin	Wsh	48
Auston Matthews	Tor	47
Leon Draisaitl	Edm	43
Mika Zibanejad	NYR	41
Kyle Connor	Wpg	38
Sebastian Aho	Car	38
Jack Eichel	Buf	36

ASSISTS

Player	Team	A
Leon Draisaitl	Edm	67
Connor McDavid	Edm	63
Artemi Panarin	NYR	63
John Carlson	Wsh	60
Brad Marchand	Bos	59
Nathan MacKinnon	Col	58
Jonathan Huberdeau	Fla	55
Nikita Kucherov	TB	52

GOALTENDER WINS

Player	Team	W
Andrei Vasilevski	TB	35
Connor Hellebuyck	Wpg	31
Jordan Binnington	StL	30
Frederik Andersen	Tor	29
Carey Price	Mtl	27
Marc-Andre Fleury	VGK	27
Tuukka Rask	Bos	26
Braden Holtby	Wsh	25

GOALTENDER GAA

Player	Team	GAA
Tuukka Rask	Bos	2.12
Jake Allen	StL	2.15
Anton Khudobin	Dal	2.22
Darcy Kuemper	Ari	2.22
Elvis Merzlikins	Cmb	2.35
Jaroslav Halak	Bos	2.35
Pavel Francouz	Col	2.41
Carter Hart	Phi	2.42

DEFENSEMAN POINTS

Player	Team	PTS
John Carlson	Wsh	75
Roman Josi	Nsh	65
Victor Hedman	TB	55
Tony DeAngelo	NYR	53
Quinn Hughes	Van	53
Alex Pietrangolo	StL	52
Cale Makar	Col	50
Torey Krug	Bos	49

ROOKIE POINTS

Player	Team	PTS
Quinn Hughes	Van	53
Cale Makar	Col	50
Dominik Kubalik	Chi	46
Victor Olofsson	Buf	42
Adam Fox	NYR	42
Nick Suzuki	Mtl	41
Martin Necas	Car	36
Denis Gurianov	Dal	29



2019 STANLEY CUP TRAIL

EASTERN CONFERENCE ROUND ROBIN SERIES

Team	W	L	GF	GA
Philadelphia	3	0	11	3
Tampa Bay	2	1	7	8
Washington	1	2	5	7
Boston	0	3	4	9

WESTERN CONFERENCE ROUND ROBIN SERIES

Team	W	L	GF	GA
Vegas	3	0	15	10
Colorado	2	1	8	5
Dallas	1	2	5	10
St. Louis	0	3	6	10

EASTERN CONFERENCE QUALIFYING SERIES

Team	vs	Team	GF	GA
Montreal	3 vs	Pittsburgh	1	10
Carolina	3 vs	NY Rangers	0	11
NY Islanders	3 vs	Florida	1	13
Columbus	3 vs	Toronto	2	12

WESTERN CONFERENCE QUALIFYING SERIES

Team	vs	Team	GF	GA
Chicago	3 vs	Edmonton	1	16
Arizona	3 vs	Nashville	1	14
Vancouver	3 vs	Minnesota	1	12
Calgary	3 vs	Winnipeg	1	16

EASTERN CONFERENCE ROUND ONE SERIES

Team	vs	Team	GF	GA
Philadelphia	4 vs	Montreal	2	11
Tampa Bay	4 vs	Columbus	1	14
NY Islanders	4 vs	Washington	1	17
Boston	4 vs	Carolina	1	15

WESTERN CONFERENCE ROUND ONE SERIES

Team	vs	Team	GF	GA
Vegas	4 vs	Chicago	1	15
Colorado	4 vs	Arizona	1	22
Dallas	4 vs	Calgary	2	21
Vancouver	4 vs	St. Louis	2	22

EASTERN CONFERENCE ROUND TWO SERIES

Team	vs	Team	GF	GA
NY Islanders	4 vs	Philadelphia	3	24
Tampa Bay	4 vs	Boston	1	19

WESTERN CONFERENCE ROUND TWO SERIES

Team	vs	Team	GF	GA
Vegas	4 vs	Vancouver	3	19
Dallas	4 vs	Colorado	3	28

EASTERN CONFERENCE CHAMPIONSHIP SERIES

Team	vs	Team	GF	GA
Tampa Bay	4 vs	NY Islanders	2	20

WESTERN CONFERENCE CHAMPIONSHIP SERIES

Team	vs	Team	GF	GA
Dallas	4 vs	Vegas	1	9

STANLEY CUP CHAMPIONSHIP SERIES

Team	vs	Team	GF	GA
Tampa Bay	4 vs	Dallas	2	18

2020 PLAYOFF SCORING & CATEGORY LEADERS

NHL PLAYOFF SCORING LEADERS

Player	Team	GP	G	A	PTS
Nikita Kucherov	Tampa Bay	25	7	27	34
Brayden Point	Tampa Bay	23	14	19	33
Miro Heiskanen	Dallas	27	6	20	26
Nathan MacKinnon	Colorado	15	9	16	25
Victor Hedman	Tampa Bay	25	10	12	22
Mikko Rantanen	Colorado	15	7	14	21
John Klingberg	Dallas	26	4	17	21
Josh Bailey	NY Islanders	22	2	18	20
Joe Pavelski	Dallas	27	13	6	19
Jamie Benn	Dallas	27	8	11	19
Shea Theodore	Vegas	20	7	12	19

NHL PLAYOFF CATEGORY LEADERS

Goals: 14, Brayden Point (Tampa Bay)
Assists: 27, Nikita Kucherov (Tampa Bay)
Power Play Goals: 6, Nazem Kadri (Colorado)
Game-Winning Goals: 5, Nazem Kadri (Colorado)
Plus/Minus: +15, Nikita Kucherov (Tampa Bay)
Goaltender Goals Against Average: 0.64, Thatcher Demko (Vancouver)
Goaltender Save Percentage: .985, Thatcher Demko (Vancouver)
Defenseman Scoring: 6-20=26, Miro Heiskanen (Dallas)
Rookie Scoring: 9-8=17, Denis Gurianov (Dallas)

2019-20 NHL TROPHY WINNERS



LEON DRAISAITL
Edmonton Oilers

HART MEMORIAL TROPHY
"To the player adjudged to be the most valuable to his team."



VICTOR HEDMAN
Tampa Bay Lightning

CONN SMYTHE TROPHY
"To the most valuable player for his team in the playoffs."



LEON DRAISAITL
Edmonton Oilers

ART ROSS TROPHY
"To the player who leads the league in scoring points at the end of the regular season."



NATHAN MacKINNON
Colorado Avalanche

LADY BYNG MEMORIAL TROPHY
"To the player who exhibits sportsmanship and gentlemanly conduct with playing ability."



ROMAN JOSI
Nashville Predators

JAMES NORRIS MEMORIAL TROPHY
"To the defense player who demonstrates throughout the season the greatest all around ability at the position."



SEAN COUTURIER
Philadelphia Flyers

FRANK J. SELKE TROPHY
"To the forward who best excels in the defensive aspects of the game."



CALE MAKAR
Colorado Avalanche

CALDER MEMORIAL TROPHY
"To the player selected as the most proficient in his first year of competition in the NHL."



BRUCE CASSIDY
Boston Bruins

JACK ADAMS AWARD
"To the NHL coach adjudged to have contributed the most to his team's success."



CONNOR HELLEBUYCK
Winnipeg Jets

VEZINA TROPHY
"To the goalkeeper adjudged to be the best at his position."



BOBBY RYAN
Ottawa Senators

BILL MASTERTON MEMORIAL TROPHY
"To the player who exemplifies sportsmanship, perseverance and dedication to hockey."



DAVID PASTRNAK
Boston Bruins

MAURICE RICHARD TROPHY
"To the player(s) who lead the league in goals scored at the end of the regular season."



TUUKKA RASK
Boston Bruins

WILLIAM M. JENNINGS TROPHY
"To the goalkeeper(s) having played a minimum of 25 games for the team with the fewest goals scored against it."



ALEX OVECHKIN
Washington Capitals

MAURICE RICHARD TROPHY
"To the player(s) who lead the league in goals scored at the end of the regular season."



JAROSLAV HALAK
Boston Bruins

WILLIAM M. JENNINGS TROPHY
"To the goalkeeper(s) having played a minimum of 25 games for the team with the fewest goals scored against it."



REGULAR SEASON RECORDS

YEAR-BY-YEAR RECORDS

Season	W	L	T	OT	PTS	GF	GA	Division Finish	Overall Finish
1924-25	6	24	0	-	12	49	119	6th	6th
1925-26	17	15	4	-	38	92	85	4th	4th
1926-27	21	20	3	-	45	97	89	2nd	4th
1927-28	20	13	11	-	51	77	70	1st	3rd
1928-29*	26	13	5	-	57	89	52	1st	2nd
1929-30	38	5	1	-	77	179	98	1st	1st
1930-31	28	10	6	-	62	143	90	1st	1st
1931-32	15	21	12	-	42	122	117	4th	7th
1932-33	25	15	8	-	58	124	88	1st	1st
1933-34	18	25	5	-	41	111	130	4th	7th
1934-35	26	16	6	-	58	129	112	1st	2nd
1935-36	22	20	6	-	50	92	83	2nd	4th
1936-37	23	18	7	-	53	120	110	2nd	3rd
1937-38	30	11	7	-	67	142	89	1st	1st
1938-39*	36	10	2	-	74	156	76	1st	1st
1939-40	31	12	5	-	67	170	98	1st	1st
1940-41*	27	8	13	-	67	168	102	1st	1st
1941-42	25	17	6	-	56	160	118	3rd	3rd
1942-43	24	17	9	-	57	195	176	2nd	2nd
1943-44	19	26	5	-	43	223	268	5th	5th
1944-45	16	30	4	-	36	179	219	4th	4th
1945-46	24	18	8	-	56	167	156	2nd	2nd
1946-47	26	23	11	-	63	190	175	3rd	3rd
1947-48	23	24	13	-	59	167	168	3rd	3rd
1948-49	29	23	8	-	66	178	163	2nd	2nd
1949-50	22	32	16	-	60	198	228	5th	5th
1950-51	22	30	18	-	62	178	197	4th	4th
1951-52	25	29	16	-	66	162	176	4th	4th
1952-53	28	29	13	-	69	152	172	3rd	3rd
1953-54	32	28	10	-	74	177	181	4th	4th
1954-55	23	26	21	-	67	169	188	4th	4th
1955-56	23	34	13	-	59	147	185	5th	5th
1956-57	34	24	12	-	80	195	174	3rd	3rd
1957-58	27	28	15	-	69	199	194	4th	4th
1958-59	32	29	9	-	73	205	215	2nd	2nd
1959-60	28	34	8	-	64	220	241	5th	5th
1960-61	15	42	13	-	43	176	254	6th	6th
1961-62	15	47	8	-	38	177	306	6th	6th
1962-63	14	39	17	-	45	198	281	6th	6th
1963-64	18	40	12	-	48	170	212	6th	6th
1964-65	21	43	6	-	48	166	253	6th	6th
1965-66	21	43	6	-	48	174	275	5th	5th
1966-67	17	43	10	-	44	182	253	6th	6th
1967-68	37	27	10	-	84	259	216	3rd	3rd
1968-69	42	18	16	-	100	303	221	2nd	2nd
1969-70*	40	17	19	-	99	277	216	2nd	2nd
1970-71	57	14	7	-	121	399	207	1st	1st
1971-72*	54	13	11	-	119	330	204	1st	1st
1972-73	51	22	5	-	107	330	235	2nd	2nd
1973-74	52	17	9	-	113	349	221	1st	1st
1974-75	40	26	14	-	94	345	245	2nd	4th
1975-76	48	15	17	-	113	313	237	1st	3rd
1976-77	49	23	8	-	106	312	240	1st	3rd
1977-78	51	18	11	-	113	333	218	1st	2nd
1978-79	43	23	14	-	100	316	270	1st	3rd
1979-80	46	21	13	-	105	310	234	2nd	4th
1980-81	37	30	13	-	87	316	272	2nd	8th
1981-82	43	27	10	-	96	323	285	2nd	4th
1982-83	50	20	10	-	110	327	228	1st	1st
1983-84	49	25	6	-	104	336	261	1st	3rd
1984-85	36	34	10	-	82	303	287	4th	12th
1985-86	37	31	12	-	86	311	288	3rd	9th
1986-87	39	34	7	-	85	301	276	3rd	8th
1987-88	44	30	6	-	94	300	251	2nd	4th
1988-89	37	29	14	-	88	289	256	2nd	5th
1989-90	46	25	9	-	101	289	232	1st	1st
1990-91	44	24	12	-	100	299	264	1st	5th
1991-92	36	32	12	-	84	270	275	2nd	9th
1992-93	51	26	7	-	109	332	268	1st	2nd
1993-94	42	29	13	-	97	289	252	2nd	7th

YEAR-BY-YEAR RECORDS

Season	W	L	T	OT	PTS	GF	GA	Division Finish	Overall Finish
1994-95	27	18	3	-	57	150	127	3rd	6th
1995-96	40	31	11	-	91	282	269	2nd	8th
1996-97	26	47	9	-	61	234	300	6th	26th
1997-98	39	30	13	-	91	221	194	2nd	9th
1998-99	39	30	13	-	91	214	181	3rd	8th
1999-2000	24	33	19	6	73	210	248	5th	24th
2000-01	36	30	8	8	88	227	249	4th	18th
2001-02	43	24	6	9	101	236	201	1st	2nd
2002-03	36	31	11	4	87	245	237	3rd	15th
2003-04	41	19	15	7	104	209	188	1st	4th
2004-05	-	-	-	-	-	-	-	-	-
2005-06	29	37	-	16	74	230	266	5th	26th
2006-07	35	41	-	6	76	219	289	5th	23rd
2007-08	41	29	-	12	94	212	222	3rd	15th
2008-09	53	19	-	10	116	274	196	1st	2nd
2009-10	39	30	-	13	91	206	200	3rd	14th
2010-11 *	46	25	-	11	103	246	195	1st	7th
2011-12	49	29	-	4	102	269	202	1st	7th
2012-13	28	14	-	6	62	131	109	2nd	5th
2013-14	54	19	-	9	117	261	177	1st	1st
2014-15	41	27	-	14	96	213	211	5th	17th
2015-16	42	31	-	9	93	240	230	4th	16th
2016-17	44	31	-	7	95	234	212	3rd	13th
2017-18	50	20	-	12	112	270	214	2nd	4th
2018-19	49	24	-	9	107	259	215	2nd	3rd
2019-20	44	14	-	12	100	227	174	1st	1st
	3,208	1,387	791	184	7,391	20,944	19,001		

* - won Stanley Cup

YEAR-BY-YEAR HOME & ROAD RECORDS

HOME								ROAD							
Season	W	L	T	OT	PTS	GF	GA	Season	W	L	T	OT	PTS	GF	GA
1924-25	3	12	0	-	6	22	57	1924-25	3	12	0	-	6	27	62
1925-26	10	7	1	-	21	40	34	1925-26	7	8	3	-	17	52	51
1926-27	15	7	0	-	30	58	34	1926-27	6	13	3	-	15	39	55
1927-28	13	4	5	-	31	44	28	1927-28	7	9	6	-	20	33	42
1928-29	15	6	1	-	31	51	24	1928-29	11	7	4	-	26	38	28
1929-30	21	1	0	-	42	98	41	1929-30	17	4	1	-	35	81	57
1930-31	16	1	5	-	37	81	38	1930-31	12	9	1	-	25	62	52
1931-32	11	10	3	-	25	80	64	1931-32	4	11	9	-	17	42	53
1932-33	19	2	3	-	41	81	35	1932-33	6	13	5	-	17	43	53
1933-34	11	11	2	-	24	53	51	1933-34	7	14	3	-	17	58	79
1934-35	17	7	0	-	34	75	56	1934-35	9	9	6	-	24	54	56
1935-36	15	8	1	-	31	47	32	1935-36	7	12	5	-	19	45	51
1936-37	9	11	4	-	22	61	63	1936-37	14	7	3	-	31	59	47
1937-38	18	3	3	-	39	78	36	1937-38	12	8	4	-	28	64	53
1938-39	20	2	2	-	42	91	39	1938-39	16	8	0	-	32	65	37
1939-40	20	3	1	-	41	110	42	1939-40	11	9	4	-	26	60	56
1940-41	15	4	5	-	35	92	53	1940-41	12	4	8	-	32	76	49
1941-42	17	4	3	-	37	97	48	1941-42	8	13	3	-	19	63	70
1942-43	17	3	5	-	39	121	85	1942-43	7	14	4	-	18	74	91
1943-44	15	8	2	-	32	120	112	1943-44	4	18	3	-	11	103	156
1944-45	11	12	2	-	24	100	93	1944-45	5	18	2	-	12	79	126
1945-46	11	5	4	-	26	97	68	1945-46	13	13	4	-	30	70	88
1946-47	18	7	5	-	41	112	74	1946-47	8	16	6	-	22	78	101
1947-48	12	8	10	-	34	85	80	1947-48	11	16	3	-	25	82	88
1948-49	18	10	2	-	38	102	69	1948-49	11	13	6	-	28	76	94
1949-50	15	12	8	-	38	112	98	1949-50	7	20	8	-	22	86	130
1950-51	13	12	10	-	36	102	85	1950-51	9	18	8	-	26	76	112
1951-52	15	12	8	-	38	84	77	1951-52	10	17	8	-	28	78	99
1952-53	19	10	6	-	44	98	76	1952-53	9	19	7	-	25	54	96
1953-54	22	8	5	-	49	99	68	1953-54	10	20	5	-	25	78	113

YEAR-BY-YEAR HOME & ROAD RECORDS

HOME

Season	W	L	T	OT	PTS	GF	GA
1954-55	16	10	9	-	41	109	83
1955-56	14	14	7	-	35	83	84
1956-57	20	9	6	-	26	113	81
1957-58	15	14	6	-	36	108	99
1958-59	21	11	3	-	45	108	97
1959-60	21	11	3	-	45	135	102
1960-61	13	17	5	-	31	105	114
1961-62	9	22	4	-	22	91	139
1962-63	7	18	10	-	24	103	130
1963-64	13	15	7	-	33	98	101
1964-65	12	17	6	-	30	89	106
1965-66	15	17	3	-	33	99	119
1966-67	10	21	4	-	24	105	129
1967-68	22	9	6	-	50	150	98
1968-69	29	3	6	-	64	182	98
1969-70	27	3	8	-	62	161	86
1970-71	33	4	2	-	68	214	101
1971-72	28	4	7	-	63	177	84
1972-73	27	10	2	-	56	185	111
1973-74	33	4	2	-	68	193	95
1974-75	29	5	6	-	64	211	101
1975-76	27	5	8	-	62	160	95
1976-77	27	7	6	-	60	169	118
1977-78	29	6	5	-	63	180	94
1978-79	25	10	5	-	55	171	123
1979-80	27	9	4	-	58	172	111
1980-81	26	10	4	-	56	182	124
1981-82	24	12	4	-	52	172	137
1982-83	28	6	6	-	62	172	100
1983-84	25	12	3	-	53	169	133
1984-85	21	15	4	-	46	155	127
1985-86	24	9	7	-	55	155	118
1986-87	25	11	4	-	54	174	132
1987-88	24	13	3	-	51	169	123
1988-89	17	15	8	-	42	141	135
1989-90	23	13	4	-	50	148	119
1990-91	26	9	5	-	57	170	108
1991-92	23	11	6	-	52	148	122
1992-93	29	10	3	-	61	171	128
1993-94	20	14	8	-	48	151	125
1994-95	15	7	2	-	32	82	55
1995-96	22	14	5	-	49	147	138
1996-97	14	20	7	-	35	123	139
1997-98	19	16	6	-	44	108	94
1998-99	22	10	9	-	53	112	79
1999-2000	12	17	11	1	36	99	118
2000-01	21	12	5	3	50	125	115
2001-02	23	11	2	5	53	126	104
2002-03	23	11	5	2	59	139	107
2003-04	18	12	9	2	47	94	99
2004-05	-	-	-	-	-	-	-
2005-06	16	15	-	10	42	115	125
2006-07	18	19	-	4	40	110	142
2007-08	21	16	-	4	46	100	96
2008-09	29	6	-	6	64	153	97
2009-10	18	17	-	6	42	102	103
2010-11	22	13	-	6	50	124	92
2011-12	24	14	-	3	51	135	92
2012-13	16	5	-	3	35	71	51
2013-14	31	7	-	3	65	131	71
2014-15	24	10	-	7	55	110	92
2015-16	17	18	-	6	40	111	129
2016-17	23	17	-	1	47	118	100
2017-18	28	8	-	5	61	148	104
2018-19	29	9	-	3	61	141	101
2019-20	22	4	-	9	53	118	89
	1,872	953	376	89	4,209	11,398	8,725

ROAD

Season	W	L	T	OT	PTS	GF	GA
1954-55	7	16	12	-	26	60	105
1955-56	9	20	6	-	24	64	101
1956-57	14	15	6	-	34	82	93
1957-58	12	14	9	-	33	91	95
1958-59	11	18	6	-	28	97	118
1959-60	7	23	5	-	19	85	139
1960-61	2	25	8	-	12	71	140
1961-62	6	25	4	-	16	86	167
1962-63	7	21	7	-	21	95	151
1963-64	5	25	5	-	15	72	111
1964-65	9	26	0	-	18	77	147
1965-66	6	26	3	-	15	75	156
1966-67	7	22	6	-	20	77	124
1967-68	15	18	4	-	34	109	118
1968-69	13	15	10	-	36	121	123
1969-70	13	14	11	-	37	116	130
1970-71	24	10	5	-	53	185	106
1971-72	26	9	4	-	56	153	120
1972-73	24	12	3	-	51	145	124
1973-74	19	13	7	-	45	156	126
1974-75	11	21	8	-	30	134	144
1975-76	21	10	9	-	51	153	142
1976-77	22	16	2	-	46	143	122
1977-78	22	12	6	-	50	153	124
1978-79	18	13	9	-	45	145	147
1979-80	19	12	9	-	47	138	123
1980-81	11	20	9	-	31	134	148
1981-82	19	15	6	-	44	151	148
1982-83	22	14	4	-	48	155	128
1983-84	24	13	3	-	51	167	128
1984-85	15	19	6	-	36	148	160
1985-86	13	22	5	-	31	156	170
1986-87	14	23	3	-	31	127	144
1987-88	20	17	3	-	43	131	128
1988-89	20	14	6	-	46	148	121
1989-90	23	12	5	-	51	141	113
1990-91	18	15	7	-	43	129	156
1991-92	13	21	6	-	32	122	153
1992-93	22	16	4	-	48	161	140
1993-94	22	15	5	-	49	138	127
1994-95	12	11	1	-	25	68	72
1995-96	18	17	6	-	42	135	131
1996-97	12	27	2	-	26	111	161
1997-98	20	14	7	-	47	113	100
1998-99	17	20	4	-	38	102	102
1999-2000	12	16	8	5	37	111	130
2000-01	15	18	3	5	38	102	134
2001-02	20	13	4	4	48	110	97
2002-03	13	20	6	2	34	106	130
2003-04	23	7	6	5	57	115	89
2004-05	-	-	-	-	-	-	-
2005-06	13	22	-	6	32	115	141
2006-07	17	22	-	2	36	109	147
2007-08	20	13	-	8	48	112	126
2008-09	24	13	-	4	52	121	99
2009-10	21	13	-	7	49	104	97
2010-11	24	12	-	5	53	122	103
2011-12	25	15	-	1	51	134	110
2012-13	12	9	-	3	27	60	58
2013-14	23	12	-	6	52	130	106
2014-15	17	17	-	7	41	103	119
2015-16	25	13	-	3	53	129	101
2016-17	21	14	-	6	48	116	112
2017-18	22	12	-	7	51	122	110
2018-19	20	15	-	6	46	118	114
2019-20	22	10	-	3	47	109	85
	1,336	1,434	415	95	3,182	9,546	10,276

YEAR-BY-YEAR CATEGORY LEADERS

Season		Points		Goals		Assists		Penalty Minutes
1924-25	23	Jimmy Herberts	17	Jimmy Herberts	6	Jimmy Herberts	53	Jimmy Herberts
1925-26	36	Carson Cooper	28	Carson Cooper	9	Jimmy Herberts	82	Lionel Hitchman
1926-27	31	Frank Fredrickson	18	Frank Fredrickson	13	Frank Fredrickson	136	Eddie Shore
				Harry Oliver				
1927-28	18	Harry Oliver	13	Harry Oliver	6	Eddie Shore	165	EDDIE SHORE
1928-29	23	Harry Oliver	17	Harry Oliver	11	Bill Carson	98	Eddie Shore
1929-30	73	COONEY WEILAND	43	COONEY WEILAND	31	Dutch Gainor	109	Eddie Shore
1930-31	38	Cooney Weiland	25	Cooney Weiland	16	Eddie Shore	107	Eddie Shore
1931-32	39	Dit Clapper	21	Marty Barry	22	Dit Clapper	98	Eddie Shore
1932-33	37	Marty Barry	24	Marty Barry	27	Eddie Shore	112	Eddie Shore
1933-34	39	Marty Barry	27	Marty Barry	17	Nels Stewart	68	Nels Stewart
		Nels Stewart						
1934-35	40	Marty Barry	22	Dit Clapper	26	Eddie Shore	80	Babe Siebert
1935-36	32	Red Beattie	14	Red Beattie	18	Red Beattie	66	Babe Siebert
				Cooney Weiland				
1936-37	34	Bill Cowley	18	Charlie Sands	21	Bill Cowley	68	Allen Shields
1937-38	39	Bill Cowley	20	Bobby Bauer	22	Bill Cowley	54	Bill Hollett
1938-39	42	Bill Cowley	26	ROY CONACHER	34	Bill Cowley	47	Eddie Shore
1939-40	52	MILT SCHMIDT	22	Milt Schmidt	30	Milt Schmidt	55	Jack Shewchuk
				Woody Dumart				
1940-41	64	BILL COWLEY	24	Roy Conacher	47	Bill Cowley	61	Des Smith
1941-42	37	Roy Conacher	24	Roy Conacher	23	Bill Cowley	80	Des Smith
1942-43	72	Bill Cowley	27	Bill Cowley	45	Bill Cowley	67	Murph Chamberlain
1943-44	82	HERB CAIN	36	Herb Cain	46	Herb Cain	95	Pat Egan
1944-45	65	Bill Cowley	32	Herb Cain	40	Bill Cowley	86	PAT EGAN
1945-46	40	Don Gallinger	22	Woody Dumart	23	Don Gallinger	62	Bep Guidolin
1946-47	62	Milt Schmidt	30	Bobby Bauer	35	Milt Schmidt	89	Pat Egan
1947-48	40	Grant Warwick	23	Grant Warwick	21	Don Gallinger	81	Pat Egan
				Pete Babando				
1948-49	49	Paul Ronty	22	John Peirson	29	Paul Ronty	92	Pat Egan
				Grant Warwick				
1949-50	59	Paul Ronty	27	John Peirson	36	Paul Ronty	122	Ferny Flaman
1950-51	61	Milt Schmidt	22	Milt Schmidt	39	Milt Schmidt	119	Bill Ezinicki
1951-52	50	Milt Schmidt	21	Milt Schmidt	30	John Peirson	127	GUS KYLE
		John Peirson						
1952-53	44	Fleming Mackell	27	Fleming Mackell	23	Milt Schmidt	69	Leo Labine
1953-54	47	Fleming Mackell	21	John Peirson	32	Fleming Mackell	81	Bob Armstrong
		Ed Sandford						
1954-55	42	Leo Labine	24	Leo Labine	24	Fleming Mackell	150	FERNY FLAMAN
		Don McKenney						
1955-56	37	Vic Stasiuk	19	Vic Stasiuk	24	Don McKenney	122	Bob Armstrong
1956-57	60	Don McKenney	31	Real Chevretils	39	Don McKenney	130	Leo Labine
1957-58	66	Bronco Horvath	30	Bronco Horvath	40	Fleming Mackell	72	Fleming Mackell
1958-59	62	Don McKenney	32	Don McKenney	36	John Bucyk	101	Ferny Flaman
1959-60	80	Bronco Horvath	39	BRONCO HORVATH	49	Don McKenney	121	Vic Stasiuk
1960-61	50	Jerry Toppazzini	26	Don McKenney	35	Jerry Toppazzini	95	Jimmy Bartlett
1961-62	60	John Bucyk	22	Don McKenney	40	John Bucyk	116	Ted Green
1962-63	66	John Bucyk	27	John Bucyk	40	Murray Oliver	117	Ted Green
1963-64	69	Murray Oliver	24	Murray Oliver	44	Murray Oliver	145	Ted Green
1964-65	55	John Bucyk	26	John Bucyk	29	John Bucyk	156	Ted Green
1965-66	60	Murray Oliver	27	John Bucyk	42	Murray Oliver	113	Ted Green
1966-67	48	John Bucyk	20	Pit Martin	30	John Bucyk	112	Gilles Marotte
1967-68	84	Phil Esposito	35	Phil Esposito	49	Phil Esposito	153	Don Awrey
1968-69	126	PHIL ESPOSITO	49	Phil Esposito	77	Phil Esposito	146	Derek Sanderson
1969-70	120	BOBBY ORR	43	PHIL ESPOSITO	87	BOBBY ORR	125	Bobby Orr
1970-71	152	PHIL ESPOSITO	76	PHIL ESPOSITO	102	BOBBY ORR	143	Don Awrey
1971-72	133	PHIL ESPOSITO	66	PHIL ESPOSITO	80	Bobby Orr	132	Dallas Smith
1972-73	130	PHIL ESPOSITO	55	PHIL ESPOSITO	75	Phil Esposito	127	Carol Vadnais
1973-74	145	PHIL ESPOSITO	68	PHIL ESPOSITO	90	BOBBY ORR	123	Carol Vadnais
1974-75	135	BOBBY ORR	61	PHIL ESPOSITO	89	Bobby Orr	146	Terry O'Reilly
1975-76	105	Jean Ratelle	36	John Bucyk	59	Jean Ratelle	150	Terry O'Reilly
1976-77	94	Jean Ratelle	38	Peter McNab	61	Jean Ratelle	166	Mike Milbury
1977-78	90	Terry O'Reilly	41	Peter McNab	61	Terry O'Reilly	211	Terry O'Reilly
1978-79	86	Rick Middleton	38	Rick Middleton	51	Terry O'Reilly	205	Terry O'Reilly
1979-80	92	Rick Middleton	40	Rick Middleton	52	Rick Middleton	265	Terry O'Reilly
				Peter McNab				
1980-81	103	Rick Middleton	44	Rick Middleton	59	Rick Middleton	223	Terry O'Reilly
1981-82	94	Rick Middleton	51	Rick Middleton	49	Ray Bourque	213	Terry O'Reilly
1982-83	107	Barry Pederson	49	Rick Middleton	61	Barry Pederson	216	Mike Milbury
1983-84	116	Barry Pederson	47	Rick Middleton	77	Barry Pederson	159	Mike Milbury
1984-85	86	Ray Bourque	33	Charlie Simmer	66	Ray Bourque	263	John Blum
1985-86	84	Keith Crowder	38	Keith Crowder	58	Ken Linseman	207	Nevin Markwart
						Ray Bourque		
1986-87	95	Ray Bourque	36	Cam Neely	72	Ray Bourque	225	Nevin Markwart
1987-88	81	Ray Bourque	42	Cam Neely	64	Ray Bourque	304	Jay Miller

Note – All CAPS indicates player led league in that category

YEAR-BY-YEAR CATEGORY LEADERS

Season		Points		Goals		Assists		Penalty Minutes
1988-89	75	Cam Neely	37	Cam Neely	46	Craig Janney	218	Lyndon Byers
1989-90	92	Cam Neely	55	Cam Neely	65	Ray Bourque	159	Lyndon Byers
1990-91	94	Ray Bourque	51	Cam Neely	73	Ray Bourque	277	Chris Nilan
1991-92	81	Ray Bourque	39	Vladimir Ruzicka	60	Ray Bourque	147	Steve Leach
1992-93	142	Adam Oates	45	Adam Oates	97	ADAM OATES	191	Brent Hughes
1993-94	112	Adam Oates	50	Cam Neely	80	Adam Oates	152	Glen Featherstone
1994-95	53	Adam Oates	27	Cam Neely	41	Adam Oates	139	Brent Hughes
1995-96	92	Adam Oates	29	Rick Tocchet	67	Adam Oates	181	Rick Tocchet
1996-97	76	Jozef Stumpel	25	Ted Donato	55	Jozef Stumpel	197	Jeff Odgers
1997-98	83	Jason Allison	33	Jason Allison	50	Jason Allison	199	Ken Baumgartner
1998-99	76	Jason Allison	29	Dmitri Khristich	53	Jason Allison	152	Ken Belanger
1999-2000	60	Joe Thornton	23	Joe Thornton	37	Joe Thornton	82	Joe Thornton
2000-01	95	Jason Allison	40	Bill Guerin	59	Jason Allison	229	Andrei Nazarov
2001-02	71	Glen Murray	41	Glen Murray	50	Jozef Stumpel	174	Sean Brown
				Bill Guerin				
2002-03	101	Joe Thornton	44	Glen Murray	65	Joe Thornton	161	Krzysztof Oliwa
2003-04	73	Joe Thornton	32	Glen Murray	50	Joe Thornton	132	Doug Doull
2004-05	-	-	-	-	-	-	-	-
2005-06	73	Patrice Bergeron	31	Patrice Bergeron	43	Brad Boyes	124	Hal Gill
2006-07	96	Marc Savard	28	Glen Murray	74	Marc Savard	124	Andrew Alberts
2007-08	78	Marc Savard	27	Marco Sturm	63	Marc Savard	114	Zdeno Chara
2008-09	88	Marc Savard	36	Phil Kessel	63	Marc Savard	143	Steve Montador
2009-10	52	Patrice Bergeron	22	Marco Sturm	37	Zdeno Chara	141	Shawn Thornton
		David Krejci						
2010-11	62	Milan Lucic	30	Milan Lucic	49	David Krejci	122	Shawn Thornton
		David Krejci						
2011-12	67	Tyler Seguin	29	Tyler Seguin	42	Patrice Bergeron	154	Shawn Thornton
2012-13	36	Brad Marchand	18	Brad Marchand	23	David Krejci	75	Milan Lucic
2013-14	69	David Krejci	30	Patrice Bergeron	50	David Krejci	91	Milan Lucic
				Jarome Iginla				
2014-15	55	Patrice Bergeron	24	Brad Marchand	32	Patrice Bergeron	95	Brad Marchand
						Doug Hamilton		
2015-16	68	Patrice Bergeron	37	Brad Marchand	46	David Krejci	90	Brad Marchand
2016-17	85	Brad Marchand	39	Brad Marchand	46	Brad Marchand	81	Brad Marchand
2017-18	85	Brad Marchand	35	David Pastrnak	51	Brad Marchand	70	Kevan Miller
2018-19	100	Brad Marchand	38	David Pastrnak	64	Brad Marchand	96	Brad Marchand
2019-20	95	David Pastrnak	48	DAVID PASTRNAK	59	Brad Marchand	97	Nick Ritchie

50-GOAL, 100-POINT SEASONS & LONGEST STREAKS

50-GOAL SCORERS

Goals	Player	Season
76	Phil Esposito	1970-71
68	Phil Esposito	1973-74
66	Phil Esposito	1971-72
61	Phil Esposito	1974-75
55	Phil Esposito	1972-73
55	Cam Neely	1989-90
51	John Bucyk	1970-71
51	Rick Middleton	1981-82
51	Cam Neely	1990-91
50	Ken R. Hodge	1973-74
50	Cam Neely	1993-94



Phil Esposito has more 50-goal (five) and 100-point (six) seasons than any other Bruin in team history.

100-POINT SEASONS

Points	Player	Season
152	Phil Esposito	1970-71
145	Phil Esposito	1973-74
142	Adam Oates	1992-93
139	Bobby Orr	1970-71
135	Bobby Orr	1974-75
133	Phil Esposito	1971-72
130	Phil Esposito	1972-73
127	Phil Esposito	1974-75
126	Phil Esposito	1968-69
122	Bobby Orr	1973-74
120	Bobby Orr	1969-70
117	Bobby Orr	1971-72
116	John Bucyk	1970-71
116	Barry Pederson	1983-84
112	Adam Oates	1993-94
107	Barry Pederson	1982-83
105	Ken R. Hodge	1970-71
105	Ken R. Hodge	1973-74
105	Jean Ratelle	1975-76
105	Rick Middleton	1983-84
103	Rick Middleton	1980-81
102	Joe Juneau	1992-93
101	Bobby Orr	1972-73
101	Joe Thornton	2002-03
100	Brad Marchand	2018-19

LONGEST GOAL STREAKS

Games	Player	Season	Goals
9	Phil Esposito	1970-71	14
8	Cam Neely	1990-91	9
8	Cam Neely	1989-90	9
7	Brad Marchand	2015-16	8
7	Patrice Bergeron	2013-14	8
7	Goff Courtnall	1985-86	7
7	Mike O'Connell	1983-84	7
7	Barry Pederson	1981-82	8
7	Ken R. Hodge	1973-74	8
7	John Bucyk	1965-66	7

LONGEST POINT STREAKS

Games	Player	Season	G	A
22	Bronco Horvath	1959-60	17	18
21	Adam Oates	1992-93	9	30
20	Adam Oates	1996-97	7	21
19	Ray Bourque	1987-88	6	21
18	Phil Kessel	2008-09	14	14
17	Ray Bourque	1984-85	4	24
16	Rick Middleton	1983-84	13	13
15	Ken Linseman	1985-86	4	20
15	Bobby Orr	1973-74	8	15
15	Phil Esposito	1973-74	19	15
15	Bobby Orr	1970-71	10	23

BEST & WORSTS

1. Longest Winning Streak

19-20	8	8-0-0	14-15	5	4x	5-0-0	09-10	4	2x	4-0-0	Five Longest	29-30	14	14-0-0-0
18-19	7	7-0-0	13-14	12		12-0-0	08-09	10		10-0-0		70-71	13	13-0-0-0
17-18	6	6-0-0	12-13	6		6-0-0	07-08	6		6-0-0-0		13-14	12	12-0-0-0
16-17	6	6-0-0	11-12	10		10-0-0	06-07	4	2x	4-0-0		29-30	11	11-0-0-0
15-16	5	5-0-0	10-11	7		7-0-0	05-06	3	2x	3-0-0		11-12	10	4x 10-0-0-0

2. Longest Unbeaten Streak

19-20	8	8-0-0	14-15	5		5-0-0	09-10	4	2x	4-0-0	Five Longest	40-41	23	15-0-8-0
18-19	7	7-0-0	13-14	12		12-0-0	08-09	10		10-0-0		68-69	18	13-0-5-0
17-18	6	6-0-0	12-13	6		6-0-0	07-08	6		6-0-0		82-83	18	13-0-5-0
16-17	6	6-0-0	11-12	10		10-0-0	06-07	4	2x	4-0-0		77-78	17	15-0-2-0
15-16	5	5-0-0	10-11	7		7-0-0	05-06	3	2x	3-0-0		29-30	17	16-0-1-0

3. Longest Point Streak (includes overtime loss point)

19-20	13	9-0-4	14-15	9		6-0-3	09-10	7		6-0-1	Five Longest	40-41	23	15-0-8-0
18-19	19	15-0-4	13-14	16		15-0-1	08-09	10	2x	10-0-0		18-19	19	15-0-0-4
17-18	18	14-0-4	12-13	6	2x	6-0-0	07-08	8		7-0-1		17-18	18	14-0-0-4
16-17	7	6-0-1	11-12	15		14-0-1	06-07	5		4-0-1		68-69	18	13-0-5-0
15-16	8	6-0-2	10-11	8		7-0-1	05-06	9		4-0-5		82-83	17	3x 15-0-2-0

4. Longest Losing Streak

19-20	5	0-4-1	14-15	6	2x	0-3-3	09-10	10		0-6-4	Five Longest	24-25	11	0-11-0-0
18-19	3	4x 0-3-0	13-14	2	7x	0-0-2	08-09	4		0-2-2		09-10	10	0-6-0-4
17-18	4	0-3-1	12-13	4		0-3-1	07-08	6		0-5-1		55-56	8	0-8-0-0
16-17	4	0-4-0	11-12	4		0-4-0	06-07	6		0-6-0		96-97	7	4x 0-7-0-0
15-16	5	0-5-0	09-10	10		0-6-4	04-05	-		-				

5. Longest Winless Streak

19-20	5	0-4-1	14-15	6	2x	0-3-3	09-10	10		0-6-4	Five Longest	61-62	20	0-16-4-0
18-19	3	4x 0-3-0	13-14	2	7x	0-0-2	08-09	4		0-2-2		62-63	16	0-10-6-0
17-18	4	0-3-1	12-13	4		0-3-1	07-08	6		0-5-1		65-66	12	0-11-1-0
16-17	4	0-4-0	11-12	4		0-4-0	06-07	6		0-6-0		63-64	11	3x 0-10-1-0
15-16	5	0-5-0	10-11	4		0-2-2	05-06	6	2x	0-5-1		09-10	10	0-6-0-4

6. Longest Winning Streak, Home

19-20	7	7-0-0	14-15	6		6-0-0	09-10	4		4-0-0	Five Longest	29-30	20	20-0-0-0
18-19	12	12-0-0	13-14	8		8-0-0	08-09	14		14-0-0		70-71	19	19-0-0-0
17-18	7	7-0-0	12-13	5		5-0-0	07-08	3	5x	3-0-0		75-76	16	16-0-0-0
16-17	4	2x 4-0-0	11-12	6		6-0-0	06-07	3		3-0-0		73-74	15	15-0-0-0
15-16	3	3-0-0	10-11	3	2x	3-0-0	05-06	2	4x	2-0-0		08-09	14	14-0-0-0

7. Longest Unbeaten Streak, Home

19-20	7	7-0-0	14-15	6		6-0-0	09-10	4		4-0-0	Five Longest	70-71	27	26-0-1-0
18-19	12	12-0-0	13-14	8		8-0-0	08-09	14		14-0-0		71-72	24	20-0-4-0
17-18	7	7-0-0	12-13	5		5-0-0	07-08	3	5x	3-0-0		82-83	23	20-0-3-0
16-17	4	2x 4-0-0	11-12	6		6-0-0	06-07	3		3-0-0		73-74	21	19-0-2-0
15-16	3	3-0-0	10-11	3	2x	3-0-0	05-06	2	4x	2-0-0		75-76	20	3x 16-0-4-0

8. Longest Point Streak, Home (includes overtime loss point)

19-20	17	12-0-5	14-15	10		7-0-3	09-10	5	2x	4-0-1	Five Longest	70-71	27	26-0-1-0
18-19	14	12-0-2	13-14	15		13-0-2	08-09	14		14-0-0		71-72	24	20-0-4-0
17-18	11	10-0-1	12-13	9		8-0-1	07-08	4	2x	3-0-1		82-83	23	20-0-3-0
16-17	5	4-0-1	11-12	9		8-0-1	06-07	4		3-0-1		73-74	21	19-0-2-0
15-16	5	3-0-2	10-11	5	3x	4-0-1	05-06	8		4-0-4		75-76	20	3x 16-0-4-0

9. Longest Losing Streak, Home

19-20	5	0-1-4	14-15	3		0-3-0	09-10	10		0-7-3	Five Longest	24-25	11	0-11-0-0
18-19	3	0-1-2	13-14	2		0-2-0	08-09	3		0-2-1		09-10	10	0-7-0-3
17-18	2	0-1-1	12-13	3		0-2-1	07-08	4		0-4-0		19-20	5	7x 0-1-0-4
16-17	3	2x 0-3-0	11-12	2	5x	0-1-1	06-07	5		0-4-1				
15-16	4	0-3-1	10-11	3		0-2-1	05-06	4		0-4-4				

10. Longest Winless Streak, Home

19-20	5	0-1-4	14-15	3		0-3-0	09-10	10		0-7-3	Five Longest	24-25	11	0-11-0-0
18-19	3	0-1-2	13-14	2		0-2-0	08-09	3		0-2-1		09-10	10	0-7-0-3
17-18	2	0-1-1	12-13	3		0-2-1	07-08	4		0-4-0		03-04	9	5x 0-5-4-0
16-17	3	2x 0-3-0	11-12	2	5x	0-1-1	06-07	5		0-4-1				
15-16	4	0-3-1	10-11	3		0-2-1	05-06	4		0-4-0				

Notes - In cases of multiple streaks of the same length, record shown is last such streak. Records shown are W-L-T through 1998-99; W-L-T-OL from 1999-00 through 2003-04; and W-L-OL from 2005-06 to present. The 2004-05 season was cancelled due to lockout. All Five Longest records are W-L-T-OL.

BEST & WORSTS

11. Longest Winning Streak, Road

19-20	4	2x	4-0-0	14-15	4	4-0-0	09-10	5	5-0-0	Five Longest	13-14	9	9-0-0-0
18-19	4		4-0-0	13-14	9	9-0-0	08-09	7	7-0-0		92-93	8	8-0-0-0
17-18	7		7-0-0	12-13	4	2x 4-0-0	07-08	3	3x 3-0-0		71-72	8	8-0-0-0
16-17	3		3-0-0	11-12	6	6-0-0	06-07	4	2x 4-0-0				
15-16	6		6-0-0	10-11	6	6-0-0	05-06	5	5-0-0				

12. Longest Unbeaten Streak, Road

19-20	4	2x	4-0-0	14-15	4	4-0-0	09-10	5	5-0-0	Five Longest	40-41	15	9-0-6-0
18-19	4		4-0-0	13-14	9	9-0-0	08-09	7	7-0-0		75-76	14	10-0-4-0
17-18	7		7-0-0	12-13	4	2x 4-0-0	07-08	3	3x 3-0-0		68-69	13	6-0-7-0
16-17	3		3-0-0	11-12	6	6-0-0	06-07	4	2x 4-0-0		13-14	9	9-0-0-0
15-16	6		6-0-0	10-11	6	6-0-0	05-06	5	5-0-0		73-74	9	7-0-2-0

13. Longest Point Streak, Road (includes overtime loss point)

19-20	6	4-0-2	14-15	6	4-0-2	09-10	6	5-0-1	Five Longest	13-14	16	13-0-0-3
18-19	7	5-0-2	13-14	16	13-0-3	08-09	7	7-0-0		40-41	15	9-0-6-0
17-18	13	11-0-2	12-13	6	5-0-1	07-08	7	6-0-1		75-76	14	10-0-4-0
16-17	7	3-0-4	11-12	6	6-0-0	06-07	4	2x 4-0-0		17-18	13	11-0-0-2
15-16	8	6-0-2	10-11	9	6-0-3	05-06	5	5-0-0		68-69	13	6-0-7-0

14. Longest Losing Streak, Road

19-20	4	0-3-1	14-15	5	0-3-2	09-10	4	0-2-2	Five Longest	64-65	14	0-14-0-0
18-19	4	0-3-1	13-14	5	0-2-3	08-09	5	0-5-0		65-66	12	0-12-0-0
17-18	5	0-3-2	12-13	3	2x 0-2-1	07-08	5	0-2-3		05-06	11	0-9-0-2
16-17	3	2x 0-2-1	11-12	4	0-4-0	06-07	7	0-7-0		00-01	8	3x 0-8-0-0
15-16	4	0-4-0	10-11	3	0-2-1	05-06	11	0-9-2				

15. Longest Winless Streak, Road

19-20	4	0-3-1	14-15	5	0-3-2	09-10	4	0-2-2	Five Longest	66-67	14	0-11-3-0
18-19	4	0-3-1	13-14	5	0-2-3	08-09	5	0-5-0		64-65	14	0-14-0-0
17-18	5	0-3-2	12-13	3	2x 0-2-1	07-08	5	0-2-3		63-64	14	0-10-4-0
16-17	3	2x 0-2-1	11-12	4	0-4-0	06-07	7	0-7-0		60-61	13	0-11-2-0
15-16	4	0-4-0	10-11	3	0-2-1	05-06	11	0-9-2		55-56	13	0-10-3-0

Notes - In cases of multiple streaks of the same length, record shown is last such streak. Records shown are W-L-T through 1998-99; W-L-T-OL from 1999-00 through 2003-04; and W-L-OT from 2005-06 to present. The 2004-05 season was cancelled due to lockout. All Five Longest records are W-L-T-OL.

16. Most Goals in a Period

GF							GA							GF							GA							GF							GA						
		1	2	3			1	2	3			1	2	3			1	2	3			1	2	3			1	2	3			1	2	3							
19-20		4	4	3		3	4	4		14-15		3	4	4		3	4	3		09-10		4	3	3		3	4	4		04-05		-	-	-							
18-19		3	5	4		3	5	4		13-14		3	3	4		2	3	3		08-09		4	4	5		4	4	4		03-04		4	3	4							
17-18		5	4	5		4	3	3		12-13		3	4	3		2	3	4		07-08		3	3	4		6	4	3		02-03		4	4	4							
16-17		4	4	4		4	4	3		11-12		4	4	4		4	3	3		06-07		3	3	3		3	6	5		01-02		4	4	3							
15-16		4	3	4		3	4	5		10-11		4	4	5		3	4	3		05-06		3	4	3		3	3	4		00-01		4	3	4							

17. Total & Average Attendance

19-20	618,837	17,681	14-15	720,165	17,565	09-10	733,655	17,894	04-05	-	-
18-19	720,165	17,565	13-14	720,165	17,565	08-09	698,638	17,040	03-04	630,469	15,377
17-18	720,165	17,565	12-13	421,560	17,565	07-08	630,770	15,385	02-03	616,197	15,029
16-17	720,165	17,565	11-12	720,165	17,565	06-07	605,352	14,765	01-02	631,456	15,401
15-16	769,846	18,777	10-11	717,899	17,510	05-06	664,673	16,212	00-01	632,746	15,433

Notes - 2012-13 season had 24 home games; 2019-20 had 35 home games; all other seasons had 41 home games. The 2004-05 season was cancelled due to lockout. All seasons listed are in TD Garden (capacity 17,565 through 2018-19; 17,193 from Oct. 12-Nov. 10, 2019; 17,865 from Nov. 12, 2019-20018-19; 17,193 from Oct. 12-Nov. 10, 2019 during renovation; 17,850 from Nov. 12, 2019-present). 2009-10 season includes 38,112 total from Winter Classic home game at Fenway Park. 2010-11 season includes 15,299 total from Compuware Premiere home game at O2 Arena in Prague, Czech Republic. 2015-16 season includes 67,246 total from Winter Classic home game at Gillette Stadium.

18. Power Play

19-20				18-19				17-18				16-17				15-16			
GF-Adv	%age	Rk		GF-Adv	%age	Rk		GF-Adv	%age	Rk		GF-Adv	%age	Rk		GF-Adv	%age	Rk	
57-226	25.2	2		38-213	17.8	18		44-265	16.6	23		-	-	-		-	-	-	
65-251	25.9	3		50-230	21.7	3		74-313	23.6	4		48-300	16.0	17					
61-259	23.6	4		18-122	14.8	26		56-319	17.6	16		59-325	18.2	8					
53-244	21.7	7		43-250	17.2	15		71-412	17.2	19		39-293	13.8	26					
48-234	20.5	7		43-265	16.2	20		62-418	14.8	25		64-390	16.4	15					

BEST & WORSTS

19. Penalty Killing

	GA-TS	%age	Rk		GA-TS	%age	Rk		GA-TS	%age	Rk		GA-TS	%age	Rk
19-20	34-216	84.3	3	14-15	44-244	82.0	12	09-10	37-272	86.4	3	04-05	-	-	-
18-19	49-244	79.9	16	13-14	43-263	83.6	8	08-09	54-306	82.4	12	03-04	55-335	83.6	17
17-18	40-245	83.7	3	12-13	21-163	87.1	4	07-08	71-332	78.6	28	02-03	65-375	82.7	18
16-17	38-265	85.7	1	11-12	43-260	83.5	11	06-07	81-442	81.7	19	01-02	45-349	87.1	1
15-16	48-270	82.2	11	10-11	46-265	82.6	16	05-06	78-479	83.7	12	00-01	65-377	82.8	18

20. Shorthanded Goals

	GF	GA		GF	GA		GF	GA		GF	GA
19-20	5	7	14-15	8	3	09-10	6	4	04-05	-	-
18-19	7	15	13-14	9	6	08-09	8	7	03-04	7	13
17-18	9	10	12-13	5	2	07-08	9	6	02-03	10	11
16-17	10	6	11-12	8	1	06-07	8	18	01-02	14	5
15-16	9	4	10-11	11	5	05-06	9	10	00-01	8	7

21. Penalty Minutes

	PIM	Bench	Avg		PIM	Bench	Avg		PIM	Bench	Avg		PIM	Bench	Avg
19-20	682	20	9.7	14-15	778	14	9.5	09-10	929	24	11.6	04-05	-	-	-
18-19	797	14	9.7	13-14	886	10	10.8	08-09	1016	12	12.5	03-04	1208	22	14.7
17-18	778	14	9.5	12-13	584	14	12.2	07-08	1069	18	13.0	02-03	1370	24	16.7
16-17	831	14	10.1	11-12	1101	8	13.4	06-07	1256	24	15.3	01-02	1454	12	17.7
15-16	933	14	11.4	10-11	1115	10	13.6	05-06	1162	12	14.3	00-01	1325	18	16.2

22. Recent 0-0 Games

Date	Opponent	Date	Opponent	Date	Opponent	Date	Opponent
Nov. 12, 2009	vs. Florida*	Oct. 20, 2007	vs. NY Rangers*	Jan. 13, 2000	vs. Buffalo	Nov. 7, 1998	at Pittsburgh
Mar. 9, 2008	at NY Rangers*	Feb. 24, 2004	at NY Islanders	Jan. 31, 1999	vs. Carolina	Jan. 1, 1998	vs. Ottawa

* – Games were 0-0 following regulation and overtime period. Games were decided by shootout.

23. Recent Penalty-Free Games

Date	Score	Date	Score	Date	Score	Date	Score
Jan. 21, 2016	Van 4 at Bos 2	Mar. 6, 2014	Wsh 0 at Bos 3	Mar. 28, 2001	Bos 3 at Tor 0	Feb. 21, 1978	Bos 3 at Col 2

24. Neutral Site Game Results

Date	Score	Location	Date	Score	Location
Feb. 8, 1993	Bos 0 vs Pit 4	at Atlanta, GA	Oct. 9, 2010	Bos 2 vs Phx 5	at Prague, Czech Republic
Mar. 16, 1993	Bos 3 vs NJ 1	at Providence, RI	Oct. 10, 2010	Bos 3 vs Phx 0	at Prague, Czech Republic
Dec. 31, 1993	Bos 3 vs Phi 4	at Minneapolis, MN	Jan. 1, 2016	Bos 1 vs Mtl 5	at Gillette Stadium, Foxborough MA
Apr. 3, 1994	Bos 2 vs Pit 6	at Cleveland, OH	Jan. 1, 2019	Bos 4 vs Chi 2	at Notre Dame Stadium, South Bend IN
Jan. 1, 2010	Bos 2 vs Phi 1	at Fenway Park, Boston MA			

DID YOU KNOW?

The Bruins were limited to 70 games in the 2019-20 season, as the season was paused on March 12 due to restrictions from the Coronavirus pandemic and formally called on May 26.

The 2003-04 season was the last NHL season in which games could end in a 0-0 tie.

From the 2005-06 season forward, games that are tied after regulation and overtime are decided by a shootout format. The Bruins have had three games since 2005-06 that ended in 0-0 ties after 65 minutes of play but finished with 1-0 shootout decisions.

In the 1992-93 and 1993-94 seasons, the NHL played an 84-game schedule. Teams played 41 games each on their home ice and on the road, while two games in each of those seasons were played at neutral sites.

One each of those games was deemed a 'home' and 'road' game for records purposes.

The Bruins have played three outdoor games in their history. The first was on January 1, 2010 in the NHL Winter Classic game in Boston's Fenway Park. The second came on January 1, 2016 when they hosted the Montreal Canadiens in the NHL Winter Classic game at Gillette Stadium in Foxborough, MA.

They were the road team in their third when they faced the Chicago Blackhawks at Notre Dame Stadium in the NHL Winter Classic game on January 1, 2019.

BEST & WORSTS

MOST DECISIVE VICTORIES

11-Goal Decisions

Jan. 21, 1945	New York Rangers	3	at	Boston Bruins	14
Jan. 18, 1964	Boston Bruins	11	at	Toronto Maple Leafs	0
Dec. 14, 1974	Washington Capitals	1	at	Boston Bruins	12

10-Goal Decisions

Mar. 12, 1929	Chicago Blackhawks	1	at	Boston Bruins	11
Feb. 21, 1933	Montreal Canadiens	0	at	Boston Bruins	10
Jan. 2, 1944	Boston Bruins	13	at	New York Rangers	3
Dec. 20, 1979	Toronto Maple Leafs	0	at	Boston Bruins	10

9-Goal Decisions

Feb. 12, 1947	New York Rangers	1	at	Boston Bruins	10
Jan. 24, 1953	New York Rangers	0	at	Boston Bruins	9
Feb. 27, 1969	Boston Bruins	9	at	Oakland Seals	0
Nov. 14, 1971	Los Angeles Kings	2	at	Boston Bruins	11
Nov. 7, 1981	Boston Bruins	10	at	Quebec Nordiques	1
Dec. 22, 1987	Buffalo Sabres	0	at	Boston Bruins	9
Jan. 5, 2012	Calgary Flames	0	at	Boston Bruins	9

MOST DECISIVE DEFEATS

9-Goal Decisions

Dec. 22, 1924	Toronto Maple Leafs	10	at	Boston Bruins	1
Nov. 21, 1943	Boston Bruins	4	at	Montreal Canadiens	13
Jan. 8, 1944	Boston Bruins	3	at	Toronto Maple Leafs	12
Dec. 11, 1952	Detroit Red Wings	10	at	Boston Bruins	1
Dec. 4, 1965	Chicago Blackhawks	10	at	Boston Bruins	1
Mar. 15, 1967	Boston Bruins	2	at	Montreal Canadiens	11
Feb. 23, 1969	Boston Bruins	0	at	New York Rangers	9
Mar. 9, 1976	Boston Bruins	0	at	Atlanta Flames	9

8-Goal Decisions

18x - Last each home / road:

Jan. 4, 2007	Toronto Maple Leafs	10	at	Boston Bruins	2
Mar. 3, 2008	Boston Bruins	2	at	Washington Capitals	10

BEST RECORDS BY GAME

Gm	Pts	#	Last Time ...	Gm	Pts	#	Last Time ...
1	2	41x	19-20 1-0-0	43	75		29-30 37-5-1
2	4	21x	19-20 2-0-0	44	77		29-30 38-5-1
3	6	13x	19-20 3-0-0	45	70		08-09 33-8-4
4	8	6x	90-91 4-0-0	46	71	2x	08-09 33-8-5
5	10		37-38 5-0-0	47	73		08-09 34-8-5
6	12		37-38 6-0-0	48	75		08-09 35-8-5
7	13	2x	69-70 6-0-1	49	76	3x	08-09 35-8-6
8	14		37-38 6-0-2	50	78	3x	08-09 36-8-6
9	15	2x	92-93 7-1-1	51	80	3x	08-09 37-8-6
10	16	5x	19-20 7-1-2	52	82	2x	08-09 38-8-6
11	18	5x	19-20 8-1-2	53	84		08-09 39-8-6
12	20	2x	19-20 9-1-2	54	85	2x	08-09 39-8-7
13	22	2x	19-20 10-1-2	55	87		70-71 40-8-7
14	24	2x	19-20 11-1-2	56	87	3x	73-74 40-9-7
15	26		29-30 13-2-0	57	89	3x	73-74 41-9-7
16	28		29-30 14-2-0	58	91		71-72 41-8-9
17	30		29-30 15-2-0	59	93		71-72 42-8-9
18	32		29-30 16-2-0	60	95		71-72 43-8-9
19	34		29-30 17-2-0	61	97		71-72 44-8-9
20	36		29-30 18-2-0	62	99		71-72 45-8-9
21	38		29-30 19-2-0	63	101		71-72 46-8-9
22	38		29-30 19-3-0	64	103		71-72 47-8-9
23	40		29-30 20-3-0	65	105		71-72 48-8-9
24	40		29-30 20-4-0	66	105	2x	71-72 48-9-9
25	42		29-30 21-4-0	67	107	2x	71-72 49-9-9
26	44		29-30 22-4-0	68	109		70-71 51-10-7
27	46		29-30 23-4-0	69	111		70-71 52-10-7
28	48		29-30 24-4-0	70	113		70-71 53-10-7
29	50		29-30 25-4-0	71	115		70-71 54-10-7
30	51		29-30 25-4-1	72	115		70-71 54-11-7
31	53		29-30 26-4-1	73	115	2x	71-72 52-10-11
32	55		29-30 27-4-1	74	117		71-72 53-10-11
33	57		29-30 28-4-1	75	117		71-72 53-11-11
34	59		29-30 29-4-1	76	117	2x	71-72 53-12-11
35	61		29-30 30-4-1	77	119		70-71 56-14-7
36	63		29-30 31-4-1	78	121		70-71 57-14-7
37	65		29-30 32-4-1	79	113		77-78 51-17-11
38	67		29-30 33-4-1	80	115		13-14 53-18-9
39	69		29-30 34-4-1	81	117		13-14 54-18-9
40	71		29-30 35-4-1	82	117		13-14 54-19-9
41	73		29-30 36-4-1	83	107		92-93 50-26-7
42	73		29-30 36-5-1	84	109		92-93 51-26-7

WORST RECORDS BY GAME

Gm	Pts	#	Last Time ...	Gm	Pts	#	Last Time ...
1	0	37x	15-16 0-1-0	43	24	2x	64-65 10-29-4
2	0	13x	15-16 0-2-0	44	26	4x	65-66 11-29-4
3	0	8x	15-16 0-3-0	45	26	2x	64-65 11-30-4
4	0	2x	64-65 0-4-0	46	26		64-65 11-31-4
5	1	4x	65-66 0-4-1	47	26		64-65 11-32-4
6	1	3x	64-65 0-5-1	48	26		64-65 11-33-4
7	1	2x	64-65 0-6-1	49	28	2x	64-65 12-33-4
8	1	2x	64-65 0-7-1	50	28		61-62 12-34-4
9	1		64-65 0-8-1	51	28		61-62 12-35-4
10	2		24-25 1-9-0	52	29		61-62 12-35-5
11	2		24-25 1-10-0	53	29		61-62 12-36-5
12	2		24-25 1-11-0	54	30		61-62 12-36-6
13	4		24-25 2-11-0	55	30		61-62 12-37-6
14	4		24-25 2-12-0	56	30		61-62 12-38-6
15	4		24-25 2-13-0	57	30		61-62 12-39-6
16	4		24-25 2-14-0	58	30		61-62 12-40-6
17	4		24-25 2-15-0	59	30		61-62 12-41-6
18	4		24-25 2-16-0	60	30		61-62 12-42-6
19	4		24-25 2-17-0	61	31		61-62 12-42-7
20	4		24-25 2-18-0	62	31		61-62 12-43-7
21	6		24-25 3-18-0	63	31		61-62 12-44-7
22	6		24-25 3-19-0	64	31		61-62 12-45-7
23	6		24-25 3-20-0	65	31		61-62 12-46-7
24	6		24-25 3-21-0	66	32		61-62 12-46-8
25	6		24-25 3-22-0	67	34		61-62 13-46-8
26	8		24-25 4-22-0	68	36		61-62 14-46-8
27	8		24-25 4-23-0	69	36		61-62 14-47-8
28	10		24-25 5-23-0	70	38		61-62 15-47-8
29	12		24-25 6-23-0	71	57		96-97 24-38-9
30	12		24-25 6-24-0	72	57		96-97 24-39-9
31	14		61-62 5-22-4	73	57		96-97 24-40-9
32	15		65-66 6-23-3	74	57		96-97 24-41-9
33	15		65-66 6-24-3	75	57		96-97 24-42-9
34	17		65-66 7-24-3	76	57		96-97 24-43-9
35	18		65-66 7-24-4	77	57		96-97 24-44-9
36	18		65-66 7-25-4	78	59		96-97 25-44-9
37	18		65-66 7-26-4	79	59		96-97 25-45-9
38	20		65-66 8-26-4	80	59		96-97 25-46-9
39	22	2x	65-66 9-26-4	81	59		96-97 25-47-9
40	22		61-62 9-27-4	82	61		96-97 26-47-9
41	22		61-62 9-28-4	83	107		92-93 50-26-7
42	22		61-62 9-29-4	84	109		92-93 51-26-7

ALL-TIME PENALTY SHOTS FOR

Date	Shooter	Defending Team	Goaltender	Goal	Game Score
Dec. 11, 1934	Eddie Shore	New York Americans	Roy Worters	No	4-3
Dec. 11, 1934	Aubrey Clapper	New York Americans	Roy Worters	No	4-3
Dec. 13, 1934	Nels Stewart	at New York Americans	Roy Worters	No	3-4
Jan. 8, 1935	Eddie Shore	Toronto Maple Leafs	George Hainsworth	No	1-3
Mar. 9, 1935	Albert Siebert	Toronto Maple Leafs	George Hainsworth	No	7-4
Jan. 18, 1936	Albert Siebert	at Toronto Maple Leafs	George Hainsworth	Yes	2-5
Jan. 22, 1939	Woody Dumart	at Detroit Red Wings	Cecil Thompson	Yes	5-0
Dec. 25, 1939	Woody Dumart	at Chicago Blackhawks	Mike Karakas	Yes	6-3
Jan. 14, 1940	Woody Dumart	Montreal Canadiens	Claude Bourque	Yes	4-2
Nov. 31, 1943	Armand Guidolin	Chicago Blackhawks	Hec Highton	No	6-5
Oct. 17, 1954	Joe Klukay	Toronto Maple Leafs	Harry Lumley	No	1-1
Nov. 8, 1959	Larry Leach	Chicago Blackhawks	Glenn Hall	No	5-3
Jan. 20, 1962	Wayne Connelly	at Toronto Maple Leafs	Johnny Bower	Yes	5-4
Mar. 10, 1962	Larry Leach	at Montreal Canadiens	Jacques Plante	No	2-5
Nov. 1, 1962	John Bucyk	Chicago Blackhawks	Glenn Hall	No	2-4
Jan. 16, 1963	Murray Oliver	at Chicago Blackhawks	Glenn Hall	No	5-4
Dec. 22, 1963	Forbes Kennedy	Chicago Blackhawks	Glenn Hall	No	1-4
Dec. 28, 1963	Tom Williams	at Toronto Maple Leafs	Johnny Bower	No	0-2
Jan. 4, 1964	Leo Boivin	at Montreal Canadiens	Charlie Hodge	Yes	1-5
Dec. 12, 1964	John Bucyk	at Toronto Maple Leafs	Terry Sawchuk	Yes	3-6
Dec. 27, 1964	Dean Prentice	at Chicago Blackhawks	Denis DeJordy	Yes	2-6
Dec. 21, 1966	Dallas Smith	at New York Rangers	Ed Giacomin	No	1-5
Feb. 4, 1967	John Bucyk	New York Rangers	Ed Giacomin	Yes	3-4
Feb. 25, 1967	Bob Dillabough	at Chicago Blackhawks	Glenn Hall	No	3-6
Feb. 23, 1972	Fred Stanfield	at California Golden Seals	Gilles Meloche	No	8-6
Nov. 2, 1975	Bob Schmautz	California Golden Seals	Gary Simmons	No	5-0
Feb. 27, 1979	Rick Middleton	Colorado Rockies	Michel Plasse	Yes	2-4
Jan. 27, 1986	Steve Kasper	Hartford Whalers	Mike Liut	No	6-3
Mar. 1, 1986	Steve Kasper	New Jersey Devils	Alain Chevrier	No	8-3
Feb. 7, 1988	Geoff Courtnall	New Jersey Devils	Alain Chevrier	No	6-3
Nov. 11, 1988	Ray Bourque	at New York Rangers	John Vanbiesbrouck	No	4-4
Dec. 12, 1990	Bob Sweeney	at Hartford Whalers	Peter Sidorkiewicz	Yes	5-1
Mar. 31, 1991	Randy Burridge	Hartford Whalers	Kay Whitmore	No	7-3
Nov. 2, 1991	Wes Walz	Detroit Red Wings	Tim Cheveldae	No	4-1
Jan. 9, 1992	Craig Janney	Quebec Nordiques	Stephane Fiset	No	5-4
Oct. 15, 1993	Cam Neely	at Mighty Ducks of Anaheim	Ron Tugnutt	No	1-1
Mar. 19, 1994	Ray Bourque	New Jersey Devils	Chris Terreri	Yes	6-8
Mar. 18, 1996	Rick Tocchet	San Jose Sharks	Geoff Sarjeant	No	3-3
Nov. 19, 1996	Todd Elik	at Washington Capitals	Jim Carey	No	2-2
Mar. 22, 1997	Brett Harkins	Ottawa Senators	Ron Tugnutt	No	4-5
Apr. 10, 1997	Jason Allison	Buffalo Sabres	Dominik Hasek	No	1-5
Oct. 4, 1997	Rob DiMaio	Montreal Canadiens	Andy Moog	No	1-4
Dec. 17, 1997	Steve Heinze	at Tampa Bay Lightning	Corey Schwab	No	0-2
Apr. 15, 1998	Tim Taylor	at Montreal Canadiens	Jocelyn Thibault	Yes	6-2
Mar. 17, 1999	Landon Wilson	at Toronto Maple Leafs	Curtis Joseph	No	4-1
Mar. 24, 1999	Jason Allison	at Ottawa Senators	Ron Tugnutt	Yes	3-0
Nov. 9, 2002	Glen Murray	Ottawa Senators	Martin Prusek	No	7-1
Mar. 9, 2003	Mike Knuble	at Chicago Blackhawks	Jocelyn Thibault	Yes	5-8
Jan. 24, 2004	P. J. Axelsson	Florida Panthers	Roberto Luongo	No	1-2
Feb. 2, 2006	P. J. Axelsson	Montreal Canadiens	Cristobal Huet	No	3-1
Mar. 25, 2006	Travis Green	Buffalo Sabres	Ryan Miller	No	5-4
Apr. 11, 2006	Marco Sturm	at Ottawa Senators	Mike Morrison	No	3-4
Nov. 18, 2006	Marco Sturm	Washington Capitals	Brent Johnson	No	3-2/OT
Jan. 9, 2007	Marco Sturm	at Ottawa Senators	Ray Emery	Yes	2-5
Oct. 27, 2007	Phil Kessel	Philadelphia Flyers	Martin Biron	No	1-2
Dec. 8, 2008	P. J. Axelsson	Tampa Bay Lightning	Mike Smith	No	5-3
Jan. 9, 2010	Marco Sturm	New York Rangers	Henrik Lundqvist	No	1-3
Feb. 2, 2010	David Krejci	Washington Capitals	Jose Theodore	No	1-4
Mar. 21, 2010	Daniel Paille	New York Rangers	Henrik Lundqvist	No	2-1
Mar. 29, 2010	Marco Sturm	Buffalo Sabres	Ryan Miller	No	2-3
Mar. 8, 2011	Brad Marchand	at Montreal Canadiens	Carey Price	No	1-4
Apr. 2, 2011	Michael Ryder	Atlanta Thrashers	Ondrej Pavelec	Yes	3-2
Jan. 7, 2012	Daniel Paille	Vancouver Canucks	Cory Schneider	No	3-4
Jan. 10, 2012	Shawn Thornton	Winnipeg Jets	Ondrej Pavelec	Yes	5-3
Mar. 5, 2013	Brad Marchand	at Washington Capitals	Braden Holtby	Yes	3-4/OT
Apr. 10, 2013	Johnny Boychuk	at New Jersey Devils	Martin Brodeur	No	5-4
Oct. 3, 2013	Chris Kelly	Tampa Bay Lightning	Anders Lindback	Yes	3-1
Dec. 4, 2015	Brad Marchand	at Calgary Flames	Karri Ramo	Yes	4-5/OT
Feb. 6, 2016	Brad Marchand	Buffalo Sabres	Robin Lehner	Yes	2-1/OT
Feb. 24, 2016	David Pastrnak	Pittsburgh Penguins	Marc-Andre Fleury	Yes	5-1
Nov. 1, 2016	Brad Marchand	at Florida Panthers	Roberto Luongo	Yes	2-1
Dec. 18, 2017	Tim Schaller	Columbus Blue Jackets	Sergei Bobrovsky	No	7-2
Jan. 7, 2018	Brad Marchand	at Pittsburgh Penguins	Matt Murray	No	5-6/OT
Dec. 16, 2018	Ryan Donato	Buffalo Sabres	Linus Ullmark	No	2-4
Mar. 2, 2019	Brad Marchand	New Jersey Devils	Mackenzie Blackwood	No	1-0
Nov. 10, 2019	David Pastrnak	Philadelphia Flyers	Carter Hart	No	2-3/SO
Dec. 14, 2019	David Pastrnak	at Florida Panthers	Sergei Bobrovsky	No	4-2

Total Shots For: 77 [24 goals]

ALL-TIME PENALTY SHOTS AGAINST

Date	Opponent Shooter	Team	Boston Goaltender	Goal	Game Score
Jan. 22, 1935	Earl Robinson	Montreal Maroons	Cecil Thompson	No	4-3
Jan. 22, 1935	Russ Blinco	Montreal Maroons	Cecil Thompson	No	4-3
Nov. 6, 1938	Charlie Conacher	at New York Americans	Frank Brimsek	Yes	3-2
Mar. 3, 1940	Mud Bruneteau	Detroit Red Wings	Frank Brimsek	Yes	3-6
Feb. 19, 1944	Jack Hamilton	at Toronto Maple Leafs	Bert Gardiner	Yes	4-10
Jan. 12, 1949	Ken Reardon	Montreal Canadiens	Frank Brimsek	Yes	3-5
Mar. 1, 1950	Bill Barilko	Toronto Maple Leafs	Jack Gelineau	Yes	5-2
Feb. 4, 1962	Alex Delvecchio	at Detroit Red Wings	Bruce Gamble	No	0-6
Feb. 7, 1962	Ron Stewart	at Toronto Maple Leafs	Bruce Gamble	No	2-2
Feb. 15, 1962	Bobby Rousseau	at Montreal Canadiens	Bruce Gamble	Yes	1-9
Mar. 21, 1963	Andy Hebenton	New York Rangers	Ed Johnston	No	2-2
Mar. 4, 1964	Don McKenney	at Toronto Maple Leafs	Ed Johnston	No	4-4
Nov. 5, 1967	Bob Pulford	Toronto Maple Leafs	Gerry Cheevers	No	2-2
Jan. 10, 1976	Wayne King	California Golden Seals	Gilles Gilbert	No	3-2
Dec. 12, 1976	Bill Lothead	Detroit Red Wings	Gilles Gilbert	No	3-5
Oct. 28, 1978	Lanny McDonald	at Toronto Maple Leafs	Gilles Gilbert	Yes	5-3
Nov. 7, 1987	Mike Eagles	at Quebec Nordiques	Doug Keans	Yes	4-6
Nov. 22, 1987	Steve Yzerman	at Detroit Red Wings	Doug Keans	No	1-0
Mar. 5, 1988	Aaron Broten	New Jersey Devils	Doug Keans	No	6-7/OT
Feb. 26, 1990	Kelly Kisio	at New York Rangers	Reggie Lemelin	No	1-6
Feb. 9, 1991	Wayne Presley	Chicago Blackhawks	Reggie Lemelin	Yes	5-3
Jan. 16, 1992	John Cullen	Hartford Whalers	Andy Moog	No	4-3
Nov. 11, 1992	Brad May	at Buffalo Sabres	Andy Moog	Yes	2-7
Jan. 25, 1993	Denis Savard	at Montreal Canadiens	John Blue	No	2-3
Oct. 5, 1993	Alex Kovalev	at New York Rangers	Jon Casey	No	4-3
Feb. 10, 1994	Wayne Presley	Buffalo Sabres	Vincent Riendeau	No	3-3
Nov. 2, 1995	Steve Yzerman	Detroit Red Wings	Blaine Lacher	No	5-6
Feb. 3, 1996	Randy Burridge	Buffalo Sabres	Bill Ranford	No	4-2
Mar. 12, 1997	Sami Kapanen	at Hartford Whalers	Jim Carey	Yes	3-6
Nov. 24, 1998	Daymond Langkow	at Tampa Bay Lightning	Rob Tallas	No	4-1
Jan. 9, 2001	Martin Straka	Pittsburgh Penguins	Byron Dafeo	No	5-2
Feb. 9, 2002	Pavel Bure	Florida Panthers	Byron Dafeo	No	4-1
Feb. 27, 2003	Adam Hall	at Nashville Predators	Steve Shields	No	1-5
Mar. 21, 2003	Patrick Marleau	at San Jose Sharks	Steve Shields	No	2-3
Dec. 11, 2003	Dainius Zubrus	at Washington Capitals	Andrew Raycroft	Yes	5-6
Mar. 27, 2004	Jason Ward	Montreal Canadiens	Andrew Raycroft	Yes	3-2/OT
Jan. 12, 2006	Alexander Frolov	Los Angeles Kings	Andrew Raycroft	Yes	0-6
Jan. 26, 2006	Alexander Ovechkin	Washington Capitals	Tim Thomas	No	3-2
Mar. 12, 2006	Maxim Afinogenov	at Buffalo Sabres	Andrew Raycroft	Yes	2-6
Apr. 15, 2006	Marc Savard	at Atlanta Thrashers	Tim Thomas	No	3-4
Jan. 13, 2007	Jed Ortmeyer	at New York Rangers	Tim Thomas	Yes	1-3
Jan. 29, 2007	Brendan Shanahan	New York Rangers	Hannu Toivonen	Yes	1-6
Dec. 28, 2007	Chad LaRose	at Carolina Hurricanes	Tim Thomas	Yes	3-4
Mar. 1, 2008	Ilya Kovalchuk	Atlanta Thrashers	Tim Thomas	Yes	3-2
Nov. 12, 2008	Patrick Sharp	at Chicago Blackhawks	Tim Thomas	No	2-1/SO
Dec. 10, 2008	Alexandre Giroux	at Washington Capitals	Manny Fernandez	No	1-3
Mar. 23, 2010	Colby Armstrong	at Atlanta Thrashers	Tuukka Rask	No	4-0
Dec. 1, 2010	Scott Hartnell	at Philadelphia Flyers	Tim Thomas	No	3-0
Dec. 9, 2010	Frans Nielsen	New York Islanders	Tuukka Rask	Yes	5-2
Dec. 16, 2010	Mike Cammalleri	at Montreal Canadiens	Tim Thomas	Yes	3-4
Mar. 31, 2011	Mikhail Grabovski	Toronto Maple Leafs	Tim Thomas	No	3-4
Jan. 10, 2012	Chris Thorburn	Winnipeg Jets	Tuukka Rask	No	5-3
Nov. 5, 2013	Vernon Fiddler	Dallas Stars	Tuukka Rask	Yes	2-3/SO
Nov. 19, 2013	Chris Kreider	at New York Rangers	Tuukka Rask	No	2-1
Nov. 13, 2014	Dale Weise	at Montreal Canadiens	Niklas Svedberg	Yes	1-5
Dec. 31, 2014	Phil Kessel	Toronto Maple Leafs	Tuukka Rask	No	3-4/SO
Feb. 16, 2016	Alexander Wennberg	at Columbus Blue Jackets	Tuukka Rask	Yes	2-1/OT
Feb. 28, 2016	Steven Stamkos	Tampa Bay Lightning	Tuukka Rask	Yes	1-4
Nov. 29, 2016	Jakub Voracek	at Philadelphia Flyers	Tuukka Rask	No	2-3
Feb. 11, 2018	Travis Zajac	at New Jersey Devils	Anton Khudobin	No	5-3
Jan. 31, 2019	Scott Laughton	Philadelphia Flyers	Tuukka Rask	No	2-3/OT
Feb. 18, 2019	Logan Couture	at San Jose Sharks	Tuukka Rask	Yes	6-5/OT

Total Shots Against: 61 (26 Goals)

DID YOU KNOW?

Boston's Shawn Thornton (goal) and Winnipeg's Chris Thorburn (no goal) were both awarded penalty shots on Jan. 10, 2012. It was the first time in club history that the Bruins had both taken and faced a penalty shot in the same game.

ALL-TIME SHOOTOUT RECORDS

	W	L	GF	SF	%age	GA	SA	%age
Home	28	43	69	261	26.4	84	254	33.1
Road	36	37	69	286	24.1	72	293	24.6
Overall	64	80	138	547	25.2	156	547	28.5

YEAR-BY-YEAR RESULTS

2005-06 (2-8)

Date	Tm		at	Tm	Goal	Rds	
Oct. 24	Bos	4	at	Tor	5	Eric Lindros	3
Oct. 29	NJ	5	at	Bos	4	Brian Gionta	3
Jan. 14	Dal	2	at	Bos	1	Jussi Jokinen	3
Jan. 21	NYR	3	at	Bos	2	Petr Sykora	6
Feb. 5	Car	4	at	Bos	3	Doug Weight	4
Mar. 14	Bos	4	at	Tor	5	Darcy Tucker	3
Mar. 16	Ott	2	at	Bos	3	Patrice Bergeron	3
Mar. 21	Atl	5	at	Bos	4	Jim Slater	7
Mar. 27	Fla	4	at	Bos	3	Olli Jokinen	3
Apr. 6	Tor	2	at	Bos	3	Brad Boyes	3

2006-07 (9-4)

Date	Tm		at	Tm		Goal	Rds
Oct. 12	Bos	2	at	StL	3	Lee Stempniak	4
Nov. 2	Buf	5	at	Bos	4	Ales Kotalik	3
Nov. 15	Bos	3	at	Wsh	2	Patrice Bergeron	3
Nov. 22	Bos	4	at	Pit	3	Marco Sturm	3
Nov. 30	TB	3	at	Bos	4	Phil Kessel	7
Jan. 11	NYI	5	at	Bos	4	Jason Blake	4
Jan. 15	Buf	2	at	Bos	3	Marco Sturm	3
Jan. 18	Pit	4	at	Bos	5	Phil Kessel	4
Feb. 6	Bos	3	at	Wsh	2	Phil Kessel	3
Feb. 10	NYI	3	at	Bos	4	Zdeno Chara	9
Feb. 17	Bos	4	at	Buf	3	Petr Tenkrat	8
Mar. 15	Wsh	3	at	Bos	4	Phil Kessel	3
Mar. 24	NYR	2	at	Bos	1	Jaromir Jagr	3

2007-08 (6-7)

Date	Tm		at	Tm		Goal	Rds
Oct. 20	NYR	0	at	Bos	1	Phil Kessel	3
Nov. 4	Ott	2	at	Bos	1	Daniel Alfredsson	2
Dec. 20	Pit	5	at	Bos	4	Erik Christensen	2
Jan. 17	Tor	3	at	Bos	2	Mats Sundin	3
Jan. 19	NYR	3	at	Bos	4	Phil Kessel	3
Feb. 8	Bos	3	at	Buf	2	Phil Kessel	3
Feb. 19	Bos	3	at	Car	2	Phil Kessel	3
Feb. 21	Bos	5	at	Fla	4	Marco Sturm	3
Mar. 1	Atl	2	at	Bos	3	Phil Kessel	3
Mar. 9	Bos	0	at	NYR	1	Nigel Dawes	3
Mar. 16	Bos	1	at	Wsh	2	Alexander Semin	3
Mar. 22	Bos	2	at	Mtl	3	Saku Koivu	3
Apr. 2	Bos	2	at	NJ	3	Zach Parise	4

2008-09 (4-6)

Date	Tm		at	Tm	Goal	Rds
Oct. 15	Bos	3	at	Mtl	Alex Tanguay	3
Oct. 20	Pit	2	at	Bos	Evgeni Malkin	5
Oct. 21	Bos	2	at	Buf	Thomas Vanek	5
Nov. 12	Bos	2	at	Chi	P. J. Axelsson	3
Nov. 15	Bos	2	at	NYR	Chris Drury	4
Nov. 22	Bos	3	at	Mtl	Blake Wheeler	3
Jan. 19	StL	5	at	Bos	T. J. Oshie	2
Jan. 21	Bos	4	at	Tor	Michael Ryder	4
Feb. 5	Bos	4	at	Ott	P. J. Axelsson	5
Feb. 14	Bos	2	at	Nsh	David Legwand	4

2009-10 (10-9)

Date	Tm		at	Tm		Goal	Rds
Oct. 10	NYI	3	at	Bos	4	Marc Savard	3
Oct. 22	Bos	3	at	Phi	4	Claude Giroux	3
Oct. 24	Bos	4	at	Ott	3	Patrice Bergeron	3

2009-10 (10-9/Cont.)

Date	Tm		at	Tm		Goal	Rds
Nov. 5	Mtl	2	at	Bos	1	Mike Cammalleri	3
Nov. 12	Fla	1	at	Bos	0	Cory Stillman	4
Nov. 19	Bos	4	at	Atl	3	Patrice Bergeron	3
Nov. 25	Bos	2	at	Min	1	David Krejci	4
Nov. 27	NJ	2	at	Bos	1	Jamie Langenbrunner	3
Nov. 28	Ott	3	at	Bos	4	Michael Ryder	4
Dec. 18	Bos	4	at	Chi	5	Patrick Kane	2
Jan. 14	Bos	2	at	SJ	1	Zdeno Chara	4
Jan. 16	Bos	3	at	LA	4	Dustin Brown	3
Jan. 30	LA	3	at	Bos	2	Jarret Stoll	6
Feb. 4	Mtl	3	at	Bos	2	Brian Gionta	3
Feb. 6	Van	3	at	Bos	2	Pavol Demitra	3
Feb. 9	Bos	3	at	Buf	2	David Krejci	4
Feb. 13	Bos	3	at	Fla	2	Mark Recchi	8
Mar. 4	Tor	2	at	Bos	3	Miroslav Satan	3
Apr. 11	Bos	4	at	Wsh	3	David Krejci	3

2010-11 (2-6)

Date	Tm		at	Tm	Goal	Rds	
Nov. 6	StL	2	at	Bos	1	Brad Boyes	3
Nov. 20	LA	4	at	Bos	3	Michal Handzus	6
Dec. 4	Bos	2	at	Tor	3	Phil Kessel	3
Dec. 27	Bos	3	at	Fla	2	Blake Wheeler	3
Dec. 30	Bos	2	at	Atl	3	Tim Stapleton	2
Jan. 1	Bos	6	at	Buf	7	Tyler Ennis	3
Mar. 15	Bos	3	at	Cmb	2	Tyler Seguin	3
Mar. 31	Tor	4	at	Bos	3	Nazem Kadri	3

2011-12 (9-3)

Date	Tm		at	Tm		Goal	Rds
Oct. 15	Bos	3	at	Chi	2	Tyler Seguin	3
Nov. 17	Cmb	1	at	Bos	2	David Krejci	3
Nov. 23	Bos	4	at	Buf	3	Benoit Pouliot	5
Nov. 25	Det	3	at	Bos	2	Todd Bertuzzi	3
Jan. 16	Bos	3	at	Fla	2	David Krejci	4
Jan. 22	Bos	6	at	Phi	5	Tyler Seguin	3
Feb. 11	Nsh	3	at	Bos	4	Tyler Seguin	3
Feb. 15	Bos	4	at	Mtl	3	Tyler Seguin	3
Feb. 24	Bos	1	at	Buf	2	Derek Roy	4
Mar. 17	Phi	2	at	Bos	3	Patrice Bergeron	3
Mar. 29	Wsh	3	at	Bos	2	Brooks Laich	4
Apr. 7	Buf	3	at	Bos	4	Patrice Bergeron	3

2012-13 (4-3)

Date	Tm		at	Tm		Goal	Rds
Jan. 21	Wpg	1	at	Bos	2	Patrice Bergeron	3
Jan. 29	NJ	1	at	Bos	2	Brad Marchand	6
Feb. 12	NYR	4	at	Bos	3	Ryan Callahan	4
Mar. 11	Bos	3	at	Ott	2	David Krejci	4
Mar. 25	Tor	2	at	Bos	3	Patrice Bergeron	3
Mar. 27	Mtl	6	at	Bos	5	Brendan Gallagher	6
Apr. 17	Buf	3	at	Bos	2	Drew Stafford	3

2013-14 (3-6)

Date	Tm		at	Tm		Goal	Rds
Oct. 13	Ana	2	at	Bos	3	Jarome Iginla	3
Nov. 5	Dal	3	at	Bos	2	Rich Peverley	4
Nov. 21	StL	3	at	Bos	2	Derek Roy	4
Jan. 19	Bos	2	at	Chi	3	Patrick Kane	3
Mar. 8	Bos	4	at	TB	3	Reilly Smith	7
Mar. 24	Mtl	2	at	Bos	1	Alex Galchenyuk	4
Mar. 30	Bos	4	at	Phi	3	Reilly Smith	5
Apr. 8	Bos	3	at	Min	4	Mikko Koivu	3

ALL-TIME SHOOTOUT RECORDS

2013-14 (3-6/Cont.)

Date	Tm	at	Tm	Goal	Rds
Apr. 10	Bos	1 at	Wpg	Bryan Little	3

2014-15 (4-10)

Date	Tm	at	Tm	Goal	Rds
Oct. 15	Bos	3 at	Det	David Krejci	2
Nov. 21	Bos	4 at	Cmb	Alex Khokhlachev	7
Dec. 13	Ott	3 at	Bos	Bobby Ryan	3
Dec. 16	Bos	2 at	Nsh	Derek Roy	3
Dec. 31	Tor	4 at	Bos	Nazem Kadri	5
Jan. 4	Bos	1 at	Car	Eric Staal	3
Jan. 21	Bos	2 at	Col	Nathan MacKinnon	3
Feb. 18	Bos	3 at	Edm	Martin Marincin	12
Mar. 5	Cgy	4 at	Bos	David Schlemko	8
Mar. 12	TB	2 at	Bos	Patrice Bergeron	3
Mar. 17	Buf	2 at	Bos	Tyler Ennis	3
Mar. 21	Bos	1 at	Fla	Brandon Pirri	3
Apr. 4	Tor	1 at	Bos	Patrice Bergeron	3
Apr. 11	Bos	2 at	TB	Victor Hedman	3

2015-16 (4-2)

Date	Tm	at	Tm	Goal	Rds
Nov. 23	Bos	4 at	Tor	David Krejci	3
Dec. 2	Bos	2 at	Edm	Jordan Eberle	3
Dec. 20	NJ	1 at	Bos	Ryan Spooner	3
Jan. 23	Cmb	2 at	Bos	Ryan Spooner	3
Feb. 4	Bos	3 at	Buf	Ryan Spooner	3
Apr. 5	Car	2 at	Bos	Noah Hanifin	5

2016-17 (2-3)

Date	Tm	at	Tm	Goal	Rds
Nov. 3	Bos	4 at	TB	Jimmy Hayes	10
Nov. 29	Bos	2 at	Phi	Shayne Gostisbehere	9
Dec. 1	Car	1 at	Bos	David Pastrnak	3
Jan. 18	Bos	5 at	Det	Frans Nielsen	3
Apr. 6	Ott	2 at	Bos	Kyle Turris	3

2017-18 (3-3)

Date	Tm	at	Tm	Goal	Rds
Oct. 30	Bos	3 at	Cmb	Artemi Panarin	2
Nov. 22	Bos	3 at	NJ	Charlie McAvoy	11
Dec. 21	Wpg	1 at	Bos	Charlie McAvoy	4
Dec. 28	Bos	3 at	Wsh	Alex Ovechkin	3
Jan. 13	Bos	4 at	Mtl	Brad Marchand	4
Mar. 27	Bos	4 at	Wpg	Patrik Laine	4

2018-19 (2-3)

Date	Tm	at	Tm	Goal	Rds
Nov. 29	NYI	1 at	Bos	Ryan Donato	4
Jan. 29	Wpg	4 at	Bos	Kyle Connor	3
Feb. 6	Bos	3 at	NYR	Tony DeAngelo	7
Feb. 20	Bos	3 at	VGK	David Backes	6
Feb. 23	Bos	1 at	StL	Sammy Blais	6

2019-20 (0-7)

Date	Tm	at	Tm	Goal	Rds
Oct. 17	TB	4 at	Bos	Steven Stamkos	4
Nov. 10	Phi	3 at	Bos	Joel Farabee	3
Nov. 12	Fla	5 at	Bos	Mike Hoffman	4
Nov. 16	Wsh	3 at	Bos	Jakub Vrana	5
Dec. 19	NYI	3 at	Bos	Mathew Barzal	3
Dec. 31	Bos	2 at	NJ	Damon Severson	6
Jan. 13	Bos	5 at	Phi	Travis Konecny	5

BOSTON CAREER DECIDING GOALS

Player	Deciding Goals	Player	Deciding Goals
Patrice Bergeron	10	David Backes	1
Phil Kessel	9	Brad Boyes	1
David Krejci	8	Ryan Donato	1
Tyler Seguin	5	Jimmy Hayes	1
Ryan Spooner	3	Jarome Iginla	1
Marco Sturm	3	Alex Khokhlachev	1
P. J. Axelsson	2	David Pastrnak	1
Zdeno Chara	2	Benoit Pouliot	1
Brad Marchand	2	Mark Recchi	1
Charlie McAvoy	2	Miroslav Satan	1
Michael Ryder	2	Marc Savard	1
Reilly Smith	2	Petr Tenkrat	1
Blake Wheeler	2		

TOP OPPONENT SHOOTERS

(Ranked by number of shots taken - minimum 5 shots)

Player	GF	SF	%age
Thomas Vanek	4	9	44.4
Derek Roy	3	8	37.5
Jason Pominville	1	7	14.3
Drew Stafford	3	7	42.9
Claude Giroux	4	7	57.1
Daniel Alfredsson	1	6	16.7
Daniel Briere	1	6	16.7
Alexander Ovechkin	2	7	28.6
Tyler Bozak	2	5	33.3
Brian Gionta	2	5	40.0
Nazem Kadri	3	5	60.0
Bryan Little	3	5	60.0
Alexander Semin	3	5	60.0
T. J. Oshie	2	5	40.0

TOP FIVE OPPONENT GOALTENDERS

(Ranked by save percentage - minimum 10 shots faced)

Goaltender	W	L	GA	SA	SV%
Ben Scrivens	1	0	0	12	1.000
Peter Budaj	2	0	0	10	1.000
Carter Hart	2	0	0	9	1.000
Braden Holtby	2	0	1	8	.875
Jonathan Quick	3	2	2	14	.857
Andrei Vasilevskiy	1	1	2	14	.857
Mackenzie Blackwood	1	0	1	6	.833
Kari Lehtonen	2	0	2	11	.818
Jaroslav Halak	3	0	2	10	.800

ALL-TIME SHOOTOUT RECORDS

BOSTON SHOOTER STATISTICS

Player	GF	SF	%age
Kenny Agostino	0	1	0.0
P. J. Axelsson	2	8	25.0
David Backes	1	3	33.3
Patrice Bergeron	25	90	27.8
Brandon Bochenski	0	3	0.0
Chris Bourque	0	2	0.0
Brad Boyes	2	11	18.2
Peter Cehlarik	0	2	0.0
Zdeno Chara	3	11	27.3
Charlie Coyle	3	8	37.5
Mariusz Czerkawski	0	2	0.0
Austin Czarnik	0	1	0.0
Jake DeBrusk	2	10	20.0
Ryan Donato	2	2	100.0
Loui Eriksson	0	7	0.0
Seth Griffith	0	2	0.0
Dougie Hamilton	0	1	0.0
Jimmy Hayes	1	2	50.0
Danton Heinen	0	5	0.0
Nathan Horton	1	4	25.0
Jarome Iginla	1	6	16.7
Brad Isbister	0	1	0.0
Chris Kelly	0	2	0.0
Phil Kessel	10	28	35.7
Alex Khokhlachev	1	1	100.0
Chuck Kobasew	0	3	0.0
David Krejci	14	52	26.9
Torey Krug	2	11	18.2
Milan Lucic	0	3	0.0
Brad Marchand	9	44	20.5
Charlie McAvoy	2	5	40.0
Glen Metropolit	0	1	0.0
Dominic Moore	0	1	0.0
Glen Murray	1	9	11.1
Riley Nash	1	4	25.0
David Pastrnak	4	23	17.4
Rich Peverley	1	5	20.0
Benoit Pouliot	1	3	33.3

Marty Reasoner	0	1	0.0
Mark Recchi	1	4	25.0
Michael Ryder	3	13	23.1
Martin St. Pierre	1	1	100.0
Sergei Samsonov	0	3	0.0
Miroslav Satan	2	4	50.0
Marc Savard	4	16	25.0
Tim Schaller	0	1	0.0
Tyler Seguin	13	27	48.1
Reilly Smith	3	13	23.1
Carl Söderberg	0	4	0.0
Ryan Spooner	4	15	26.7
Drew Stafford	0	1	0.0
Brad Stuart	0	1	0.0
Marco Sturm	6	25	24.0
Max Talbot	0	1	0.0
Petr Tenkrat	2	3	66.7
Joe Thornton	1	2	50.0
Frank Vatrano	0	2	0.0
Chris Wagner	1	3	33.3
Ben Walter	0	1	0.0
Blake Wheeler	6	20	30.0
Dennis Wideman	0	1	0.0

BOSTON GOALTENDER STATISTICS

Goaltender	W	L	GA	SA	SV%
Alex Auld	2	3	5	15	.667
Manny Fernandez	1	2	4	12	.667
Jonas Gustavsson	2	0	0	5	1.000
Jaroslav Halak	1	2	4	14	.714
Chad Johnson	0	1	1	2	.500
Anton Khudobin	2	3	6	24	.750
Joey MacDonald	0	1	2	3	.333
Tuukka Rask	24	30	60	217	.724
Andrew Raycroft	0	1	1	2	.500
Niklas Svedberg	1	1	1	9	.889
Tim Thomas	30	27	56	201	.721
Hannu Toivonen	1	2	5	11	.545



Patrice Bergeron has scored the most shootout goals in club history at 25, including a team-record ten deciding tallies.

REGULAR SEASON RECORDS

TEAM

* – denotes NHL record

SINGLE SEASON

Most Points.....	121; 1970-71, 78 games
Most Games Won.....	57; 1970-71, 78 games
Most Games Lost.....	47; 1961-62, 70 games & 1996-97, 82 games
Most Games Tied.....	21; 1954-55, 70 games
Fewest Points.....	12; 1924-25, 30 games & 38; 1961-62, 70 games
Fewest Games Won.....	6; 1924-25, 30 games & 14; 1962-63, 70 games
Fewest Games Lost.....	5; 1929-30, 44 games* & 13; 1971-72, 78 games
Fewest Games Tied.....	0; 1924-25, 30 games & 1; 1929-30, 44 games*
Most Goals Scored.....	399; 1970-71, 78 games (5.12 goals per game)
Most Assists.....	697; 1970-71, 78 games
Most Points.....	1096; 1970-71, 78 games
Most Goals Allowed.....	306; 1961-62, 70 games (4.37 goals per game)
Fewest Goals Scored.....	49; 1924-25, 30 games (1.63 goals per game)
	147; 1955-56, 70 games (2.10 goals per game)
Fewest Goals Allowed.....	52; 1928-29, 44 games (1.18 goals per game)
	177; 2013-14, 82 games (2.16 goals per game)
Most Home Wins.....	33; 1970-71 & 1973-74, 78 games
Most Road Wins.....	26; 1971-72, 78 games
Most Shutouts.....	15; 1927-28, 44 games
Most Shutouts Against.....	11; 1928-29, 44 games & 1955-56, 70 games
Fewest Shutouts.....	0; 1944-45, 50 games
Fewest Shutouts Against.....	0; 1929-30, 44 games;
	1973-74, 78 games; 1978-79 & 1982-83, 80 games; 2012-13, 48 games
Total Shutouts For.....	494; 295 home, 199 road
Total Shutouts Against.....	389; 154 home, 235 road
Most Power Play Goals.....	95; 1985-86, 80 games
Most Power Play Goals Against.....	97; 1985-86, 80 games
Most Shorthanded Goals.....	25; 1970-71, 78 games
Most 20-or-More Goal Scorers.....	11; 1977-78, 80 games*;
	Peter McNab/41, Terry O'Reilly/29, Bobby Schmautz/27, Stan Jonathan/27,
	Jean Ratelle/25, Rick Middleton/25, Wayne Cashman/24, Gregg Sheppard/23,
	Brad Park/20, Don Marcotte/20, Bob Miller/20
Most 30-or-More Goal Scorers.....	5; 1970-71 & 1973-74, 78 games
Most 40-or-More Goal Scorers.....	3; 1970-71, 78 games
Most 50-or-More Goal Scorers.....	2; 1970-71, 78 games

SINGLE GAME

Most Goals Scored, Home.....	14; 14-3 vs. NY Rangers, Jan. 21, 1945
Most Goals Scored, Road.....	13; 13-3 at NY Rangers, Jan. 2, 1944
Most Goals Allowed, Home.....	10; 8 times, last 2-10 vs. Toronto, Jan. 4, 2007
Most Goals Allowed, Road.....	13; 4-13 at Montreal, Nov. 21, 1943
Most Goals, Both Teams.....	19; 10-9 vs. NY Rangers, Mar. 4 1944 &
	9-10 at Detroit, Mar. 16, 1944
Most Points, One Period.....	22; 8 G/14 A, 2nd vs. Toronto, Mar. 16, 1969
Biggest Shutout For.....	11-0; at Toronto, Jan. 18, 1964
Biggest Shutout Against.....	0-9; Twice, last at Atlanta, Mar. 9, 1976
Most Shots on Goal.....	83; 3-2 win vs. Chicago, Mar. 4, 1941 *
Most Shots on Goal, One Period.....	33; 2nd vs. Chicago, Mar. 4, 1941 *
Most Power Play Goals.....	7; at Minnesota, Jan. 4, 1975

FASTEST

Two Goals, Both Teams.....	0:02; 1st vs. St. Louis, Dec. 19, 1987*,
	Ken Linseman (B) 19:50 & Doug Gilmour (S) 19:52
Three Goals.....	0:20; 3rd vs. Vancouver, Feb. 25, 1971*,
	John Bucyk 4:50, Ed Westfall 5:02 & Ted Green 5:10
Four Goals.....	1:20; 2nd vs. NY Rangers, Jan. 21, 1945*,
	Bill Thoms 6:34, Frank Mario 7:08 & 7:27 & Ken Smith 7:54
Five Goals.....	2:55; 1st & 2nd vs. NY Rangers, Dec. 19, 1974,
	Bobby Schmautz 19:13, Ken Hodge 0:18, Phil Esposito 0:43,
	Don Marcotte 0:58 & John Bucyk 2:08
Two Goals from Start of Game.....	0:27; at Florida, Feb. 14, 2003,
	Mike Knuble, 0:10 & 0:27

STREAKS

Longest Win Streak.....	14; Dec. 3, 1929-Jan. 9, 1930
Longest Win Streak, Home.....	20; Dec. 3, 1929-Mar. 18, 1930
Longest Win Streak, Road.....	9; Mar. 2-30, 2014
Longest Unbeaten Streak.....	23; 15 W/8 T, Dec. 22, 1940-Feb. 23, 1941
Longest Unbeaten Streak, Home.....	27; 26 W/1 T, Nov. 22, 1970-Mar. 20, 1971
Longest Unbeaten Streak, Road.....	15; 9 W/6 T, Dec. 22, 1940-Mar. 16, 1941
Longest Point Streak.....	23; 15 W/8 T, Dec. 22, 1940-Feb. 23, 1941
Longest Point Streak, Home.....	27; 26 W/1 T, Nov. 22, 1970-Mar. 20, 1971
Longest Point Streak, Road.....	16; 13W/30TL, Jan. 11-Mar. 30, 2014
Longest Losing Streak.....	11; Dec. 3, 1924-Jan. 5, 1925
Longest Losing Streak, Home.....	11; Dec. 8, 1924-Feb. 17, 1925
Longest Losing Streak, Road.....	14; Dec. 27, 1964-Feb. 21, 1965
Longest Winless Streak.....	20; 16 L/4 T, Jan. 28-Mar. 11, 1962
Most Consecutive Games Tied.....	4; 1931-32, 1940-41, 1954-55, 1960-61
Most Consecutive Games Tied, Home.....	4; Mar. 27-Apr. 4, 1976
Longest Overtime Unbeaten Streak.....	38; 9 W/29 T,
	Dec. 30, 1934-Nov. 15, 1938
Most Consecutive Shutouts.....	3; 1927-28, 1935-36, 1938-39 (2x), 1977-78
Most Consecutive Shutouts, Home.....	3; 1926-27, 1927-28, 1928-29,
	1932-33 & 1953-54
Most Consecutive Shutouts, Road.....	4; 1938-39
Most Consecutive Shutouts Against.....	3; 1928-29
Longest Streak without being Shutout.....	209; Oct. 29, 1977-Feb. 16, 1980
Longest Streak without recording Shutout.....	123; Nov. 20, 1980-Feb. 20, 1982

INDIVIDUAL

* – denotes NHL record

CAREER

Most Seasons.....	21; John Bucyk, 1957-58-1977-78 &
	Ray Bourque, 1979-80-1999-2000
Most Games.....	1518; Ray Bourque, 1979-80-1999-2000
Most Goals.....	545; John Bucyk, 1957-58-1977-78
Most Assists.....	1111; Ray Bourque, 1979-80-1999-2000
Most Points.....	1506; Ray Bourque, 1979-80-1999-2000
Most Penalty Minutes.....	2095; Terry O'Reilly, 1971-72-1984-85
Most Power Play Goals.....	164; Ray Bourque, 1979-80-1999-2000
Most Shorthanded Goals.....	27; Brad Marchand, 2009-10-2019-20
Most Game-Winning Goals.....	88; John Bucyk, 1957-58-1977-78
Most Overtime Goals.....	15; Brad Marchand, 2009-10-2018-19
Most Games, including Playoffs.....	1698; Ray Bourque, 1979-80-1999-2000
Most Goals, including Playoffs.....	585; John Bucyk, 1957-58-1977-78
Most Assists, including Playoffs.....	1232; Ray Bourque, 1979-80-1999-2000
Most Points, including Playoffs.....	1662; Ray Bourque, 1979-80-1999-2000
Most Shutouts by a Goaltender.....	74; Cecil Thompson, 1928-29-1938-39
Most Games Scoring Three-or-More Goals.....	26; Phil Esposito,
	1967-68-1975-76
Most 20-or-More Goal Seasons.....	16; John Bucyk
Most Consecutive 20-or-More Goal Seasons.....	10; John Bucyk,
	1967-68-1976-77
Most 30-or-More Goal Seasons.....	8; Phil Esposito
Most Consecutive 30-or-More Goal Seasons.....	8; Phil Esposito,
	1967-68-1974-75
Most 40-or-More Goal Seasons.....	7; Phil Esposito
Most Consecutive 40-or-More Goal Seasons.....	7; Phil Esposito,
	1968-69-1974-75
Most 50-or-More Goal Seasons.....	5; Phil Esposito
Most Consecutive 50-or-More Goal Seasons.....	5; Phil Esposito,
	1970-71-1974-75
Most 60-or-More Goal Seasons.....	4; Phil Esposito
Most Consecutive 60-or-More Goal Seasons.....	2; Phil Esposito,
	1970-71-1971-72 & 1973-74-1974-75
Most 100-or-More Point Seasons.....	6; Phil Esposito & Bobby Orr
Most Consecutive 100-or-More Point Seasons.....	6; Bobby Orr,
	1969-70-1974-75

REGULAR SEASON RECORDS

SINGLE SEASON

Most Goals	76; Phil Esposito, 1970-71, 78 games; 43; Cooney Weiland, 1929-30, 44 games
Most Assists.....	102; Bobby Orr, 1970-71, 78 games
Most Points.....	152; Phil Esposito, 1970-71, 78 games
Most Penalty Minutes	304; Jay Miller, 1987-88, 80 games
Most Goals, including Playoffs	79; Phil Esposito, 1970-71, 85 games
Most Assists, including Playoffs	109; Bobby Orr, 1970-71, 85 games
Most Points, including Playoffs.....	162; Phil Esposito, 1970-71, 85 games
Most Power Play Goals.....	27; Phil Esposito, 1971-72, 78 games & 1974-75, 80 games
Most Shorthanded Goals.....	9; Brian Rolston, 2001-02, 82 games
Highest Points-Per-Game Average	1.97; Bill Cowley, 1943-44, 71 points in 36 games; 1.95; Phil Esposito, 1970-71, 152 points in 78 games
Most Shots on Goal.....	550; Phil Esposito, 1970-71, 78 games*
Most Game-Winning Goals.....	16; Phil Esposito, 1970-71 & 1971-72, 78 games
Most Goals by a Defenseman	46; Bobby Orr, 1974-75, 80 games
Most Goals by a Center.....	76; Phil Esposito, 1970-71, 78 games; 43; Cooney Weiland, 1929-30, 44 games
Most Goals by a Right Wing.....	55; Cam Neely, 1989-90, 80 games
Most Goals by a Left Wing.....	51; John Bucyk, 1970-71, 78 games; 36; Herb Cain, 1943-44, 50 games
Most Goals by a Rookie	44; Barry Pederson, 1981-82, 80 games
Most Assists by a Defenseman.....	102; Bobby Orr, 1970-71, 78 games*
Most Assists by a Center	97; Adam Oates, 1992-93, 84 games
Most Assists by a Right Wing.....	62; Ken Hodge, 1970-71, 78 games
Most Assists by a Left Wing.....	70; Joe Juneau, 1992-93, 84 games*
Most Assists by a Rookie.....	70; Joe Juneau, 1992-93, 84 games*
Most Assists by a Goaltender	4; Ed Johnston, 1971-72, 78 games; Gerry Cheevers, 1976-77, 80 games; & Jaroslav Halak, 2018-19, 82 games
Most Points by a Defenseman.....	139; Bobby Orr, 37 G/102 A, 1970-71, 78 games*
Most Points by a Center	152; Phil Esposito, 76 G/76 A, 1970-71, 78 games; 73; Cooney Weiland, 43 G/30 A, 1929-30, 44 games
Most Points by a Right Wing	105; Ken Hodge, 43 G/62 A, 1970-71 & 50 G/55 A, 1973-74, 78 games; & Rick Middleton, 47 G/58 A, 1983-84, 80 games
Most Points by a Left Wing	116; John Bucyk, 51 G/65 A, 1970-71, 78 games
Most Points by a Rookie.....	102; Joe Juneau, 32 G/70 A, 1992-93, 84 games
Most Goals by a Line.....	140; Center Phil Esposito, 76; Right wing Ken Hodge, 43; Left wing Wayne Cashman, 21; 1970-71, 78 games
Most Points by a Line	336; Center Phil Esposito, 152; Right wing Ken Hodge, 105; Left wing Wayne Cashman, 79; 1970-71, 78 games
Most Penalty Minutes by a Goaltender	62; Gerry Cheevers, 1979-80, 80 games
Most Shutouts	15; Hal Winkler, 1927-28, 44 games
Most Goaltenders	6; 1996-97; Bill Ranford, Scott Bailey, Rob Tallas, Tim Cheveldae, Jim Carey, Paxton Schafer
Most Minutes Played by a Rookie Goaltender.....	4020; Jack Gelineau, 1949-50, 70 games

SINGLE GAME

Most Goals	4; Harry Oliver, Frank Fredrickson, Cooney Weiland, Roy Conacher, Herb Cain (2), Buzz Boll, Bill Cowley (2), Woody Dumart, Pit Martin, Phil Esposito (4), John Bucyk (2), Chris Oddleifson, Wayne Cashman, Barry Pederson, Vladimir Ruzicka, Adam Oates, Dave Andreychuk, Patrice Bergeron, David Pastrnak (last, vs. Anaheim, Oct. 14, 2019)
Most Goals by a Defenseman	3; Eddie Shore, George Owen, Bill Hollett, Bobby Orr (9), Ray Bourque, Glen Wesley, Zdeno Chara (last, vs. Carolina, Jan. 17, 2011)
Most Power Play Goals by a Defenseman.....	3; Bobby Orr vs. NY Rangers, Nov. 15, 1973
Most Goals by a Rookie	4; Chris Oddleifson at California, Dec. 30, 1973
Most Assists.....	6; Ken Hodge vs. NY Rangers, Feb. 9, 1971 & Bobby Orr at Vancouver, Jan. 1, 1973
Most Assists by a Defenseman.....	6; Bobby Orr at Vancouver, Jan. 1, 1973*

Most Assists by a Rookie.....	4; Derek Sanderson vs. Chicago, Jan. 21, 1968; Mike Milbury vs. Detroit, Mar. 1, 1977; Barry Pederson at Washington, Dec. 23, 1981 & vs. Hartford, Apr. 4, 1982; Tom Fergus at Winnipeg, Jan. 3, 1982; Craig Janney vs. St. Louis, Jan. 2, 1989
Most Assists, One Period	4; Bobby Orr, 1st vs. California, Feb. 15, 1972; Brad Park, 1st vs. Chicago, Mar. 17, 1979; Wayne Cashman, 2nd vs. Hartford, Nov. 19, 1981; Glen Wesley, 2nd at Chicago, Oct. 16, 1988; Adam Oates, 2nd vs. Anaheim, Mar. 24, 1994
Most Points.....	7; Bobby Orr vs. NY Rangers, 3 G/4 A, Nov. 15, 1973; Phil Esposito vs. NY Rangers, 3 G/4 A, Dec. 19, 1974; Barry Pederson vs. Hartford, 3 G/4 A, Apr. 4, 1982; Cam Neely at Chicago, 3 G/4 A, Oct. 16, 1988
Most Points, One Period	5; Leo Labine, 2nd vs. Detroit, 3 G/2 A, Nov. 28, 1954
Most Penalties.....	10; Chris Nilan vs. Hartford, Mar. 31, 1991,* 6 minors, 2 majors, 1 misconduct, 1 game misconduct
Most Penalty Minutes.....	43; Keith Crowder vs. Minnesota, Feb. 26, 1981, 4 minors, 1 major, 2 misconducts, 1 game misconduct

STREAKS

Most Consecutive Games Played	418; John Bucyk, Jan. 23, 1969-Mar. 2, 1975
Most Consecutive Scoreless Minutes.....	231:54; Frank Brimsek, 1938-39
Most Consecutive Shutouts	3; Hal Winkler, 1927-28; Cecil Thompson, 1935-36 & Frank Brimsek, 1938-39 twice
Longest Win Streak by a Goaltender.....	17; Gilles Gilbert, 1975-76*
Longest Unbeaten Streak by a Goaltender.....	32; Gerry Cheevers, 24-0-8, 1971-72*
Longest Goal Scoring Streak	9; Phil Esposito, 14 G, 1970-71
Longest Assist Streak.....	18; Adam Oates, 28 A, 1992-93
Longest Point Streak	22; Bronco Horvath, 16 G/17 A, 1959-60



Credit Steve Babineau/NHLU via Getty Images

Ray Bourque (left), John Bucyk (center) and Milt Schmidt (right) are the last three Bruins to hold the club's career scoring record. Bucyk broke Schmidt's record of 575 points on Dec. 7, 1967 while Bourque surpassed Bucyk's 1,339 on Feb. 1, 1997.

REGULAR SEASON SCORING & RESULTS

Note: All NHL and team records referred to in this section are current to that season. Many were broken in subsequent seasons. An * indicates an overtime or shootout decision.

1924-25

Gm	Date	Opponent	Score
1	Dec. 1	Mtl Maroons	W 2-1
2	3	at Toronto	L 3-5
3	8	Mtl Canadiens	L 3-4
4	10	at Hamilton	L 1-7
5	15	Ottawa	L 2-10
6	17	at Mtl Maroons	L 2-6
7	22	Toronto	L 1-10
8	25	at Mtl Canadiens	L 0-5
9	29	Hamilton	L 1-2
10	31	at Ottawa	L 2-5
11	Jan. 3	at Mtl Maroons	L 3-4
12	5	Toronto	L 2-3
13	10	at Mtl Canadiens*	W 3-2
14	12	Hamilton	L 2-4
15	17	at Ottawa	L 2-3
16	20	Mtl Maroons	L 0-2
17	24	at Toronto	L 3-4
18	27	Mtl Canadiens	L 0-4
19	31	at Hamilton	L 3-8
20	Feb. 3	Ottawa	L 1-3
21	7	at Mtl Maroons	W 1-0
22	10	Toronto	L 1-5
23	14	at Mtl Canadiens	L 1-5
24	17	Hamilton	L 1-2
25	21	at Ottawa	L 0-3
26	24	Mtl Maroons	W 2-1
27	28	at Toronto	L 1-5
28	Mar. 3	Mtl Canadiens	W 3-2
29	7	at Hamilton	W 2-0
30	9	Ottawa	L 1-4

Player	GP	G	A	PTS	PIM
Jimmy Herberts	30	17	6	23	53
Carson Cooper	12	5	3	8	4
Stan Jackson/Toronto	3	0	0	0	7
/Boston	24	5	3	8	30
/Total	27	5	3	8	37
Billy Stuart/Toronto	4	0	1	1	2
/Boston	25	5	2	7	30
/Total	29	5	3	8	32
George Redding	27	3	2	5	10
Herb Mitchell	29	3	2	5	44
Fern Headley/Montreal	17	0	1	1	2
/Boston	13	1	3	4	4
/Total	30	1	4	5	6
Fred Harris	6	3	1	4	8
Lionel Hitchman/Ottawa	12	0	0	0	2
/Boston	18	3	1	4	28
/Total	30	3	1	4	30
Normie Shay	18	1	2	3	14
Bernie Morris	6	1	1	2	0
Bobby Benson	8	0	2	2	4
Lloyd Cook	4	1	0	1	0
Bobby Rowe	4	1	0	1	0
Alfie Skinner	10	0	1	1	17
Jack Ingram	1	0	0	0	0
Howard Lockhart	2	0	0	0	0
Norman Fowler	7	0	0	0	0
Emory Sparrow	8	0	0	0	4
George Carroll/Montreal	9	0	0	0	2
/Boston	10	0	0	0	7
/Total	19	0	0	0	9
Charles Stewart	21	0	0	0	0
Werner Schnarr	25	0	0	0	0

Goaltender	GP	MINS	W-L-T	GA	GAA
Charles Stewart	21	1266	5-16-0	65	3.08
Howard Lockhart	2	120	0-2-0	11	5.50
Norman Fowler	7	409	1-6-0	42	6.16

1924-25 NOTABLES:

Home Record..... 3-12-0
Road Record..... 3-12-0
Overall Record..... 6-24-0

- The Bruins finish their first NHL season ranked sixth in the six-team league.
- Jimmy Herberts finishes ninth overall in NHL scoring.
- November 1, 1924: Charles F. Adams is awarded the first U.S.-based team in the National Hockey League. He holds a contest to name the Boston club and the "Bruins" are born.
- March 7, 1925: The Bruins take a 2-0 victory in Hamilton behind Charles Stewart's shutout. It is the sixth and final win of the season for Boston and is their only victory over a team from a city other than Montreal (Canadiens or Maroons).

BOSTON BRUINS FIRSTS

First Game..... December 1, 1924 at Boston Arena,
2-1 win vs. Montreal Maroons
First Goal..... Fred Harris, December 1, 1924
vs. Montreal Maroons
First Assist..... Carson Cooper, December 1, 1924
vs. Montreal Maroons
First Game-Winning Goal..... Carson Cooper,
December 1, 1924 vs. Montreal Maroons
First Penalty..... Alfie Skinner, December 1, 1924
vs. Montreal Maroons
First Goal Against..... Charlie Dinsmore
vs. Norman Fowler,
December 1, 1924 vs. Montreal Maroons
First Shutout..... Charles Stewart, February 7, 1925
1-0 at Montreal Maroons



Carson Cooper scored the first game-winning goal in team history on December 1, 1924.

1925-26

Gm	Date	Opponent	Score
1	Nov. 26	Pittsburgh	L 1-2
2	28	at Toronto	W 3-2
3	Dec. 1	Mtl Canadiens	L 2-3
4	3	at Ottawa	L 0-2
5	5	at Mtl Maroons	L 0-4
6	8	Mtl Maroons	W 3-2
7	11	at Pittsburgh	L 3-5
8	15	Ottawa	L 1-2
9	19	at Mtl Canadiens*	L 5-6
10	22	NY Americans	L 2-3
11	29	Toronto	W 3-0
12	Jan. 5	Pittsburgh	W 3-0
13	7	at NY Americans*	T 2-2
14	9	at Toronto	L 2-3
15	12	Mtl Canadiens	L 2-4
16	15	at Pittsburgh	L 1-5
17	19	Mtl Maroons*	T 3-3
18	23	at NY Americans*	T 2-2
19	26	Ottawa	L 2-8
20	30	at Mtl Maroons	W 5-0
21	Feb. 2	Toronto	W 3-2
22	4	at Ottawa	W 3-2
23	6	at Mtl Canadiens*	T 3-3
24	9	NY Americans	W 4-0
25	13	at Toronto	W 7-4
26	16	Pittsburgh*	W 3-2
27	18	at NY Americans	W 7-3
28	20	at Mtl Canadiens	W 3-1
29	22	Toronto*	W 2-1
30	27	at Ottawa	L 2-3
31	Mar. 2	Mtl Canadiens	W 4-1
32	4	at Mtl Maroons	W 3-2
33	6	Ottawa	W 1-0
34	9	NY Americans	L 0-1
35	12	at Pittsburgh*	L 1-2
36	16	Mtl Maroons	W 1-0

Player	GP	G	A	PTS	PIM
Carson Cooper	36	28	8	36	10
Jimmy Herberts	36	26	9	35	53
Sprague Cleghorn	28	6	8	14	59
Leland Harrington	26	7	4	11	12
Lionel Hitchman	36	7	4	11	82
Billy Stuart	33	6	1	7	45
Stan Jackson	28	3	4	7	34
George Geran	33	5	1	6	6
Herb Mitchell	26	3	0	3	16
Normie Shay	13	1	2	3	2
Charles Cahill	31	0	1	1	9
Werner Schnarr	1	0	0	0	0
Fred Bergdinin	2	0	0	0	0

Maurice Roberts	2	0	0	0	0
Joe Matte	4	0	0	0	0
Charles Larose	6	0	0	0	0
George Redding	6	0	0	0	0
John Brackenborough	7	0	0	0	0
Phil Stevens	17	0	0	0	0
Charles Stewart	35	0	0	0	0

Goaltender	GP	MINS	W-L-T	GA	GAA
Charles Stewart	35	2172	16-14-4	80	2.21
Maurice Roberts	2	85	1-1-0	5	3.53

1925-26 NOTABLES:

Home Record..... 10-7-1
Road Record..... 7-8-3
Overall Record..... 17-15-4

- Carson Cooper and Jimmy Herberts finish third and fourth, respectively, in the NHL scoring race.
- January 5, 1926: Jimmy Herberts scores the first hat trick in Bruins history, tallying all three Boston goals in a 3-0 win over the Pittsburgh Pirates.
- January 7, 1926: The Bruins play the first tie game in their history, a 2-2 deadlock at the NY Americans.
- March 16, 1926: The Bruins end their second season with a 1-0 victory over the Montreal Maroons, but miss what would have been their first playoff berth by one point as Pittsburgh had beaten Ottawa the night before to clinch third place.



Jimmy Herberts scored the first hat trick in Bruins history on January 5, 1926.

1926-27

Gm	Date	Opponent	Score
1	Nov. 16	Mtl Canadiens	W 4-1
2	18	at Detroit	W 2-0
3	20	at Chicago	L 1-5
4	23	Mtl Maroons	L 1-2
5	30	Ottawa	L 1-2
6	Dec. 4	at Pittsburgh*	W 4-3
7	7	NY Rangers	L 0-1
8	12	at NY Rangers*	L 1-2
9	14	Detroit	W 7-2
10	16	at Mtl Canadiens*	T 2-2
11	18	Pittsburgh	W 3-0
12	21	Toronto	L 3-5
13	23	at Mtl Maroons	W 2-1
14	28	NY Americans	W 2-1
15	30	at Toronto	L 1-4
16	Jan. 2	at NY Americans	L 0-3
17	4	Ottawa*	W 2-1
18	8	Mtl Maroons	L 0-3
19	11	Chicago	W 6-3
20	13	at Detroit	L 2-3
21	15	at Ottawa	L 4-5
22	18	NY Rangers	W 7-3
23	20	at NY Rangers*	T 2-2
24	22	at Chicago*	T 2-2
25	25	Pittsburgh	W 3-1
26	29	at Pittsburgh	L 0-2
27	Feb. 1	Toronto	W 1-0
28	5	at Toronto	L 0-1
29	8	Detroit	W 2-0
30	12	at Mtl Maroons	W 3-2
31	15	Chicago	W 3-0
32	20	at NY Rangers	L 1-3
33	22	Detroit	W 3-2
34	26	at Mtl Canadiens	L 0-2
35	Mar. 1	at NY Americans	L 0-3
36	5	NY Americans	W 5-0
37	8	Pittsburgh	W 5-2
38	12	Chicago	L 0-4
39	15	at Chicago*	W 2-1
40	17	at Ottawa	L 0-1

REGULAR SEASON SCORING & RESULTS

41	Mar.	19	at Detroit	W	3-1
42		22	Mtl Canadiens	L	0-1
43		24	at Pittsburgh	L	3-4
44		26	at NY Rangers*	W	4-3

Player	GP	G	A	PTS	PIM
Frank Fredrickson/Detroit	17	4	6	10	18
/Boston	27	14	7	21	32
/Total	44	18	13	31	50
Harry Oliver	43	18	6	24	17
Jimmy Herberts	34	15	7	22	51
Eddie Shore	41	12	6	18	136
Percy Galbraith	42	9	8	17	28
Carson Cooper	18	7	3	10	16
Lionel Hitchman	42	3	6	9	72
Sprague Cleghorn	44	7	1	8	78
Duke Keats	17	4	4	8	20
Billy Boucher/Montreal	19	4	0	4	14
/Boston	16	2	0	2	14
/Total	35	6	0	6	28
Billy Stuart	43	3	1	4	20
Archie Briden	17	1	1	2	4
Billy Coutu	42	1	1	2	39
Harry Meeking/Detroit	3	0	0	0	4
/Boston	26	1	0	1	4
/Total	29	1	0	1	8
Charles Cahill	1	0	0	0	0
Charles Stewart	21	0	0	0	0
Hal Winkler	23	0	0	0	0

Goaltender	GP	MINS	W-L-T	GA	GAA
Hal Winkler	23	1445	12-9-2	40	1.66
Charles Stewart	21	1303	9-11-1	49	2.26



Harry Oliver scored the first four-goal game in Bruins history on January 11, 1927.

1926-27 NOTABLES:

Home Record.....	15-7-0
Road Record.....	6-13-3
Overall Record.....	21-20-3

- Frank Fredrickson and Harry Oliver finish fourth and ninth, respectively, in NHL scoring.
- January 11, 1927: Harry Oliver becomes the first Bruin to score four goals in a game in a 6-3 victory over Chicago. Four of Boston's goals came in a 1:25 span of the first period.
- January 18, 1927: Frank Fredrickson ties a team record that had been set just seven days prior with a four-goal effort in a 7-3 win over the NY Rangers.
- January 29, 1927: The Bruins play two minutes of the third period with just one skater on the ice as four skaters were serving penalties.
- February 22, 1927: A flashing red light is used for the first time at the Boston Arena to signal a goal scored. Goal judges had waved a flag prior to that time.

1927-28

Gm	Date	Opponent	Score
1	Nov.	15 Chicago*	T 1-1
2		19 Detroit	W 5-2
3		22 Toronto	W 1-0
4		26 NY Americans*	L 3-4
5		27 at NY Rangers*	T 1-1
6		29 Mtl Maroons	W 4-0
7	Dec.	1 at Pittsburgh*	T 0-0
8		3 at Ottawa	L 2-3
9		6 Mtl Canadiens*	T 1-1
10		10 at Chicago	W 2-0
11		11 at Detroit*	W 2-1
12		13 NY Rangers	L 2-3
13		17 at Mtl Canadiens	L 1-5
14		20 Ottawa	W 1-0
15		27 NY Rangers	W 2-0

16	Dec.	29	at Toronto	L	1-2
17	Jan.	1	at NY Americans	W	3-2
18		3	Pittsburgh*	T	0-0
19		7	at Mtl Maroons	L	1-4
20		10	Chicago	W	3-1
21		12	at NY Rangers*	T	2-2
22		14	at Ottawa	W	4-2
23		17	Mtl Canadiens	L	1-3
24		21	at Chicago*	T	1-1
25		22	at Detroit*	L	2-3
26		24	Pittsburgh*	T	0-0
27		28	at Pittsburgh	L	0-1
28		31	NY Americans	W	2-1
29	Feb.	7	Detroit	W	4-2
30		11	at Mtl Canadiens*	T	1-1
31		14	Chicago	W	1-0
32		19	at NY Rangers	W	2-0
33		21	Pittsburgh	W	2-0
34		25	at Mtl Maroons	L	1-3
35		28	Mtl Maroons	W	2-1
36	Mar.	3	at Toronto*	T	0-0
37		6	Ottawa	W	1-0
38		10	NY Rangers*	T	3-3
39		11	at NY Americans	W	1-0
40		13	Detroit	W	3-0
41		15	at Chicago	W	3-1
42		17	at Pittsburgh	L	1-3
43		20	Toronto	L	2-6
44		24	at Detroit	L	2-7

Player	GP	G	A	PTS	PIM
Harry Oliver	43	13	5	18	20
Eddie Shore	43	11	6	17	165
Frank Fredrickson	41	10	4	14	85
Norman Gainer	43	8	4	12	35
Percy Galbraith	42	6	5	11	32
Harry Connor	42	9	1	10	36
Jimmy Herberts	12	5	3	8	22
Lionel Hitchman	44	5	3	8	87
Dit Clapper	42	4	2	6	18
Fred Gordon	43	3	2	5	42
Sprague Cleghorn	37	2	2	4	14
Leland Harrington	22	1	0	1	7
Martin Lauder	3	0	0	0	2
Nobby Clark	2	0	0	0	0
Hal Winkler	44	0	0	0	0

Goaltender	GP	MINS	W-L-T	GA	GAA
Hal Winkler	44	2780	20-13-11	70	1.51



Hal Winkler was the first Boston goaltender to play in every game in a season when he manned the nets for all 44 contests in 1927-28.

1927-28 NOTABLES:

Home Record.....	13-4-5
Road Record.....	7-9-6
Overall Record.....	20-13-11

- The Bruins finish first overall in the American Division.
- Hal Winkler ties a league record with 15 shutouts on the season.
- December 13, 1927: The NY Rangers score three power play goals in a 3-2 win over the Bruins as Boston plays short-handed for 17 minutes of the second period.
- January 10, 1928: "Art Ross nets" are used for the first time in a Bruins game. The net, designed by the Boston General Manager and Coach, is slightly larger and M-shaped to keep the puck from rebounding out as quickly.
- February 21, 1928: Brothers oppose each other as coaches for the first time in NHL history as Sprague Cleghorn is Boston's acting coach with Art Ross III and Odie Cleghorn is behind the Pittsburgh bench. Sprague wins the family bragging rights as Boston takes a 2-0 victory.

1928-29

Gm	Date	Opponent	Score
1	Nov.	15 at Pittsburgh*	W 1-0
2		17 at Ottawa*	T 2-2
3		20 Mtl Canadiens	L 0-1
4		22 at Detroit	L 0-2
5		25 at Chicago*	T 1-1
6		27 Pittsburgh	W 1-0
7	Dec.	4 NY Rangers	W 2-0
8		8 Mtl Maroons	W 5-1
9		9 at NY Americans	L 1-2
10		11 NY Americans	L 0-3
11		15 at Toronto	L 0-2
12		18 Detroit	W 3-1
13		25 Chicago	L 1-2
14		30 at NY Rangers	L 0-2
15	Jan.	1 Ottawa	W 3-0
16		3 at Mtl Maroons	W 1-0
17		5 Pittsburgh	W 3-2
18		8 Toronto	W 5-2
19		10 at Mtl Canadiens	W 4-2
20		12 Detroit	W 3-2
21		15 NY Rangers	W 4-1
22		17 at Detroit*	T 1-1
23		20 at Chicago	W 2-0
24		22 Mtl Canadiens*	T 0-0
25		27 at NY Rangers	W 2-1
26		29 Chicago	W 4-1
27		31 at Toronto	W 3-1
28	Feb.	2 Toronto	L 0-3
29		5 NY Americans	L 0-1
30		9 at Mtl Maroons	L 0-1
31		12 Detroit	W 1-0
32		14 at Pittsburgh	L 0-2
33		16 at Chicago	W 3-0
34		19 Pittsburgh	W 1-0
35		24 at NY Americans*	T 2-2
36		26 Mtl Maroons	W 1-0
37		28 at Ottawa	W 4-0
38	Mar.	2 at Mtl Canadiens	L 0-3
39		5 NY Rangers	W 2-1
40		9 Ottawa	L 1-2
41		10 at NY Rangers	W 3-2
42		12 Chicago	W 11-1
43		14 at Detroit	W 5-1
44		16 at Pittsburgh	W 3-1

Player	GP	G	A	PTS	PIM
Harry Oliver	43	17	6	23	26
Bill Carson/Toronto	23	7	6	13	10
/Boston	20	4	5	9	12
/Total	43	11	11	22	22
Norman Gainer	44	14	5	19	30
Eddie Shore	39	12	7	19	98
Cooney Weiland	42	11	7	18	14
Dit Clapper	40	9	2	11	48
Mickey Mackay/Pittsburgh	12	1	0	1	2
/Boston	28	8	2	10	18
/Total	40	9	2	11	20
George Owen	27	5	4	9	48
Frank Fredrickson	12	3	1	4	24
Percy Galbraith	38	2	1	3	46
Cy Dennerly	23	1	2	3	2
Myles Lane/NY Rangers	24	1	0	1	32
/Boston	19	1	0	1	4
/Total	43	2	0	2	36
Jim Lloyd Klein	18	1	0	1	5
Lionel Hitchman	38	1	0	1	64
Eddie Rodden	11	0	0	0	10
Eric Pettinger	18	0	0	0	17
Redvers Green	22	0	0	0	14
Cecil Thompson	44	0	0	0	0

Goaltender	GP	MINS	W-L-T	GA	GAA
Cecil Thompson	44	2710	26-13-5	52	1.15

1928-29 NOTABLES:

Home Record.....	15-6-1
Road Record.....	11-7-4
Overall Record.....	26-13-5

- The Bruins finish with a winning record on the road for the first time in their history at 11-7-4 and win the American Division crown.
- Harry Oliver finishes seventh overall in the league's scoring race.
- November 20, 1928: The Bruins play their first game in the new Boston Garden with an estimated attendance of 16,000. Montreal's Sylvio Mantha scores the game's only goal at 19:58 of the second period on Cecil "Tiny" Thompson.
- January 8, 1929: George Owen, Jr. becomes the first

REGULAR SEASON SCORING & RESULTS

player from Harvard University to play an NHL game.

- January 15, 1929: Eddie Shore misses his first Boston game to injury with a sprained ankle. He had played in 117 of 118 games prior to this, missing one due to an NHL suspension.

- February 2, 1929: The Bruins have their NHL record 13-game unbeaten streak snapped at 11-0-2 with a 3-0 loss to Toronto.

- February 16, 1929: The Bruins take a 3-0 win over Chicago in a game played at the Peace Bridge Arena in Fort Erie, Ontario due to construction of Chicago's new arena.



George Owen became the first player from Harvard University to play in the NHL when he suited up for the Bruins on January 8, 1929.

1929-30

Gm	Date	Opponent	Score
1	Nov. 14	at Detroit	W 5-2
2	16	at Toronto	W 6-5
3	19	NY Rangers	W 3-2
4	23	at Mtl Maroons	W 4-3
5	26	Mtl Maroons	L 1-6
6	30	at Pittsburgh	W 6-2
7	Dec. 1	at Chicago	L 1-3
8	3	Mtl Canadiens	W 3-1
9	7	Detroit	W 2-1
10	10	Pittsburgh	W 5-4
11	12	at Ottawa	W 3-2
12	15	at NY Americans	W 8-4
13	17	Ottawa	W 6-2
14	21	Chicago	W 4-1
15	25	Toronto	W 6-2
16	26	at NY Rangers	W 4-2
17	28	at Mtl Canadiens	W 3-2
18	Jan. 1	NY Americans	W 5-2
19	4	at Mtl Maroons	W 4-2
20	7	NY Rangers	W 3-0
21	9	at Pittsburgh	W 4-3
22	12	at NY Americans	L 2-3
23	14	Ottawa	W 5-1
24	16	at Chicago	L 1-2
25	19	at Detroit	W 5-4
26	21	Chicago	W 5-1
27	23	NY Americans*	W 2-1
28	25	at Mtl Canadiens	W 2-1
29	28	Pittsburgh	W 6-0
30	Feb. 2	at NY Rangers*	T 3-3
31	4	Detroit	W 3-1
32	11	Toronto*	W 6-5
33	12	at Pittsburgh	W 4-3
34	15	at Toronto*	W 5-3
35	16	at Detroit	W 4-2
36	18	Mtl Maroons	W 3-2
37	23	at NY Rangers	W 3-2
38	25	Pittsburgh	W 7-0
39	Mar. 1	at Ottawa	W 2-1
40	4	Mtl Canadiens	W 5-2
41	11	Chicago	W 4-3
42	13	at Chicago*	L 2-3
43	15	Detroit	W 5-2
44	18	NY Rangers	W 9-2

Player	GP	G	A	PTS	PIM
Cooney Weiland	44	43	30	73	29
Dit Clapper	44	41	20	61	38
Norman Gainer	42	18	31	49	39
Marty Barry	44	18	15	33	34
Eddie Shore	42	12	19	31	109
Harry Oliver	41	16	5	21	12
Percy Galbraith	44	7	9	16	38
George Owen	42	9	4	13	31
Bill Carson	44	7	4	11	24
Mickey Mackay	37	4	5	9	13
Lionel Hitchman	39	2	7	9	58

Harry Connor/Ottawa	25	1	2	3	22
/Boston	13	0	0	0	4
/Total	38	1	2	3	26
Bill Hutton	20	2	0	2	2
Art Gagne	9	0	2	2	8
Myles Lane	3	0	0	0	0
Bobby Taylor	6	0	0	0	4
Cecil Thompson	44	0	0	0	0

Goaltender	GP	MINS	W-L-T	GA	GAA
Cecil Thompson	44	2680	38-5-1	98	2.19

1929-30 NOTABLES:

Home Record.....	21-1-0
Road Record.....	17-4-1
Overall Record.....	38-5-1



Ralph "Cooney" Weiland became the first Bruin to win a league scoring title with 43 goals and 73 points in just 44 games in the 1929-30 season.

- The Bruins set NHL records with 38 wins, 77 points, 179 goals for and 98 goals against. Their points percentage of .875 remains the best in NHL history.
- Ralph "Cooney" Weiland becomes the first Bruin to lead the NHL in scoring with the best single season in league history, scoring 73 points in just 44 games.
- Cecil "Tiny" Thompson wins the Vezina Trophy for allowing the fewest goals in the league.
- Dit Clapper (third) and Dutch Gainer (tenth) also place in the league's top ten in scoring.
- December 17, 1929: Cooney Weiland takes the first major penalty of his career in a fight with Ottawa's Joe Lamb. Eddie Shore is fined \$25 by the NHL for coming off the bench to join in the altercation.
- January 12, 1930: The Bruins have their NHL-record 14-game win streak snapped with a 3-2 loss at NY Americans. It remains a club record. It also snaps Tiny Thompson's league record win streak for a goaltender at 14 games.
- January 21, 1930: Cooney Weiland scores twice, including the team's 100th goal of the season, in a 5-1 win over Chicago. It is the earliest any NHL team has reached the 100-goal mark.
- March 18, 1930: The Bruins take a 9-2 victory over NY Rangers for their league-record 20th straight home victory. Cooney Weiland scores three goals in the 9-2 win over NY Rangers and wins the league's scoring title with 43 goals and 73 points in just 44 games.

1930-31

Gm	Date	Opponent	Score
1	Nov. 11	NY Americans	W 1-0
2	18	Mtl Canadiens	W 5-2
3	20	at Chicago	L 0-1
4	23	at Detroit*	T 2-2
5	25	Chicago*	L 3-4
6	27	at Ottawa	W 2-1
7	29	at Mtl Canadiens	L 2-3
8	Dec. 2	Toronto	W 3-2
9	6	at Philadelphia	W 4-3
10	9	Mtl Maroons	W 2-1
11	11	at NY Americans	L 1-2
12	13	at Toronto	W 7-3
13	16	Detroit	W 3-2
14	18	at NY Rangers	W 4-2
15	20	NY Rangers*	T 2-2
16	25	Philadelphia	W 8-0
17	30	Ottawa	W 7-3
18	Jan. 1	at NY Rangers*	W 4-3
19	3	at Mtl Maroons	L 3-5
20	6	Chicago	W 5-2
21	8	at Ottawa	W 3-1
22	11	at Detroit	W 4-1
23	13	NY Rangers*	T 2-2

24	Jan. 15	at Chicago	L 0-2
25	20	Ottawa	W 4-2
26	22	at NY Americans	L 1-2
27	24	at Philadelphia	W 4-2
28	27	Philadelphia*	T 3-3
29	29	at NY Rangers	W 4-3
30	Feb. 3	Detroit	W 7-2
31	7	at Mtl Canadiens	W 2-1
32	10	Chicago	W 2-1
33	14	at Mtl Maroons	W 4-2
34	17	NY Americans	W 2-0
35	19	Mtl Canadiens*	T 1-1
36	21	at Toronto	L 2-4
37	24	at Philadelphia	W 5-1
38	Mar. 3	NY Rangers	W 4-1
39	7	Philadelphia	W 7-2
40	10	Toronto*	T 3-3
41	12	at Chicago	L 2-3
42	15	at Detroit*	L 2-5
43	17	Detroit	W 4-2
44	21	Mtl Maroons	W 3-1

Player	GP	G	A	PTS	PIM
Cooney Weiland	44	25	13	38	14
Marty Barry	44	20	11	31	26
Eddie Shore	44	15	16	31	107
Dit Clapper	43	22	8	30	50
Harry Oliver	44	16	14	30	20
George Owen	38	12	13	25	33
Red Beattie	32	10	11	21	22
Art Chapman	44	7	7	14	18
Norman Gainer	35	8	3	11	14
Hal Darragh/Philadelphia	10	1	1	2	4
/Boston	24	2	4	6	6
/Total	34	3	5	8	10
Henry Harris	32	2	4	6	20
Percy Galbraith	44	2	3	5	32
Jack Pratt	32	2	0	2	36
Lionel Hitchman	41	0	2	2	46
Paul Runge	1	0	0	0	0
Bill Hutton	9	0	0	0	2
Ron Lyons	14	0	0	0	12
Cecil Thompson	44	0	0	0	0

Goaltender	GP	MINS	W-L-T	GA	GAA
Cecil Thompson	44	2730	28-10-6	90	1.98



Cooney Weiland (left) and Tiny Thompson (right) in the dressing room in Boston Garden. Weiland led the team in scoring in 1930-31 while Thompson tended goal in every game for the third straight season.

1930-31 NOTABLES:

Home Record.....	16-1-5
Road Record.....	12-9-1
Overall Record.....	28-10-6

- The Bruins win their fourth consecutive American Division title.
- Eddie Shore, Dit Clapper and Tiny Thompson are named to the league's inaugural All-Star Teams. Shore is named to the First Team on defense while Clapper and Thompson earned Second Team berths in defense and goal, respectively.
- Cooney Weiland finishes ninth overall in league scoring.
- November 25, 1930: The Bruins suffer their only home loss of the season with a 4-3 overtime setback to Chicago.
- December 25, 1930: Six players, including Boston's Eddie Shore, George Owen and Dit Clapper, are given major penalties following a bench-clearing altercation in an 8-0 win over Philadelphia. All three players are fined \$15 by the NHL and Clapper would later be suspended for one game.

REGULAR SEASON SCORING & RESULTS

1931-32

Gm	Date	Opponent	Score
1	Nov. 14	at Mtl Maroons	L 1-4
2	17	Detroit*	W 1-0
3	19	at NY Rangers	L 1-2
4	21	at Mtl Canadiens	L 0-3
5	24	Mtl Canadiens	W 7-1
6	26	Chicago	W 1-0
7	28	at Toronto*	L 5-6
8	Dec. 1	Mtl Maroons	W 7-3
9	8	NY Americans	L 2-3
10	10	at Detroit*	T 1-1
11	13	at Chicago	W 3-0
12	15	NY Rangers*	T 2-2
13	22	Detroit	W 6-2
14	26	at Mtl Maroons*	T 4-4
15	29	Chicago*	T 3-3
16	31	Mtl Canadiens	W 5-0
17	Jan. 3	at NY Americans*	T 0-0
18	5	Toronto*	T 3-3
19	7	at Detroit*	T 0-0
20	10	at Chicago*	T 1-1
21	12	NY Rangers*	L 3-5
22	14	at NY Rangers	L 1-3
23	16	at Mtl Canadiens*	T 2-2
24	19	Chicago	L 2-3
25	23	Detroit	L 0-2
26	26	Mtl Maroons	L 3-4
27	28	at NY Rangers	W 4-1
28	Feb. 2	NY Americans	L 3-4
29	4	at NY Americans	W 5-0
30	6	at Toronto	L 0-6
31	9	NY Rangers	W 2-1
32	11	Mtl Maroons	L 4-7
33	14	at NY Americans	W 3-1
34	16	Toronto	W 3-0
35	18	at Detroit*	T 0-0
36	20	at Chicago	L 1-2
37	23	NY Rangers*	L 0-2
38	25	at NY Rangers*	T 3-3
39	27	at Mtl Canadiens	L 2-4
40	Mar. 1	Mtl Canadiens	W 7-6
41	5	at Mtl Maroons	L 1-3
42	8	Detroit	W 2-0
43	10	Chicago	L 2-3
44	12	at Toronto*	L 3-5
45	15	Toronto	W 6-2
46	18	at Detroit*	T 1-1
47	20	at Chicago	L 0-1
48	22	NY Americans	L 6-8

Player	GP	G	A	PTS	PIM
Dit Clapper	48	17	22	39	23
Marty Barry	48	21	17	38	22
Cooney Weiland	46	14	13	27	24
Art Chapman	48	11	14	25	18
Irwin Boyd	29	12	11	23	9
George Owen	42	12	10	22	29
Eddie Shore	45	9	13	22	98
Harry Oliver	44	13	7	20	18
Frank Jerwa	24	4	5	9	14
Alex Cook	28	4	4	8	14
Bill Touhey	26	5	2	7	14
Lionel Hitchman	48	3	3	6	36
Eddie Burke	16	3	0	3	12
Percy Galbraith	47	2	1	3	28
Harry Foster	32	1	2	3	12
Jim Lloyd Klein	5	1	0	1	0
Paul Runge	14	0	1	1	8
Ed Jeremiah/NY Americans	10	0	1	1	0
/Boston	5	0	0	0	0
/Total	15	0	1	1	0
Red Beattie	1	0	0	0	0
Wilf Cude	2	0	0	0	0
Max Sutherland	2	0	0	0	0
Percy Jackson	4	0	0	0	0
Jack Pratt	5	0	0	0	6
Joe Jerwa	11	0	0	0	10
Cecil Thompson	43	0	0	0	0

Goaltender	GP	MINS	W-L-T	GA	GAA
Percy Jackson	4	230	1-1-1	8	2.09
Cecil Thompson	43	2700	13-19-11	103	2.29
Wilf Cude	2	120	1-1-0	6	3.00

1931-32 NOTABLES:

Home Record.....	11-10-3
Road Record.....	4-11-9
Overall Record.....	15-21-12

• Dit Clapper finishes ninth overall in the league's scoring race.

- Eddie Shore is named a First Team All-Star on defense.
- December 8, 1931: A 3-2 loss to the NY Americans snaps a 19-0-5 home unbeaten streak dating back to December 2, 1930.
- January 16, 1932: Percy Jackson plays in net for Boston in a 2-2 tie at Montreal Canadiens. Tiny Thompson misses the game with an injury, snapping his consecutive games streak at 154 games.
- January 26, 1932: Percy Jackson replaces Tiny Thompson in goal at the start of the second period of a 4-3 loss to Montreal Maroons. It is the first time a goaltender other than Thompson has tended the Bruins net in Boston Garden.
- February 4, 1932: Wilf Cude earns a 5-0 shutout at NY Americans. It is his first game as a Bruin, having been borrowed from the Boston Cubs with both Tiny Thompson and Percy Jackson injured.
- March 22, 1932: With both Boston and the NY Americans out of playoff contention, experimental rules were tried at the suggestion of Boston General Manager and Coach Art Ross. The blue lines were eliminated and just the center red line governed off-sides.



Eddie Shore was named a First Team All-Star in 1931-32 for the second straight season.

1932-33

Gm	Date	Opponent	Score
1	Nov. 10	at Toronto*	T 1-1
2	12	at Mtl Canadiens	W 4-0
3	15	Mtl Maroons	W 3-2
4	17	at NY Americans	L 2-4
5	22	Chicago	W 5-1
6	26	at Ottawa	W 6-4
7	29	NY Rangers	L 4-6
8	Dec. 3	at Mtl Maroons	L 0-2
9	6	NY Americans*	W 2-0
10	11	at NY Rangers*	L 1-3
11	13	Toronto	W 5-1
12	15	at Chicago	W 1-0
13	18	at Detroit	L 1-2
14	20	Ottawa	W 2-1
15	22	Detroit	W 7-0
16	24	at Ottawa*	T 1-1
17	27	Mtl Canadiens	W 1-0
18	Jan. 1	at NY Americans	L 4-5
19	3	NY Americans*	T 0-0
20	5	at Chicago*	T 0-0
21	8	at Detroit	L 1-3
22	10	Ottawa*	W 3-2
23	12	at NY Rangers	L 1-3
24	14	at Mtl Maroons	W 3-2
25	17	Mtl Maroons	W 6-2
26	19	at Toronto	L 0-3
27	21	at Mtl Canadiens	L 2-5
28	24	Mtl Canadiens	W 3-2
29	26	Toronto	W 4-2
30	31	Chicago	L 1-5
31	Feb. 2	Detroit*	T 1-1
32	4	at Ottawa	L 2-3
33	7	NY Rangers	W 2-1
34	9	Mtl Maroons	W 1-0
35	11	at Mtl Maroons	L 2-4
36	14	Toronto	W 7-2
37	16	at Chicago	L 1-2
38	19	at Detroit	L 1-2
39	21	Mtl Canadiens	W 10-0
40	28	Ottawa*	T 0-0
41	Mar. 5	at NY Rangers	W 2-1
42	7	Detroit	W 4-1
43	9	NY Americans	W 4-2
44	11	at Toronto	W 6-2
45	14	Chicago	W 3-2
46	16	at NY Americans*	T 1-1
47	18	at Mtl Canadiens*	T 0-0
48	21	NY Rangers	W 3-2

Player	GP	G	A	PTS	PIM
Marty Barry	47	24	13	37	40
Nels Stewart	47	18	18	36	62
Eddie Shore	48	8	27	35	112
Dit Clapper	48	14	14	28	42
Red Beattie	48	8	12	20	12
Joe Lamb	42	11	8	19	68
Harry Oliver	47	11	7	18	10
Vic Ripley/Chicago	15	2	4	6	8
/Boston	23	2	5	7	19
/Total	38	4	9	13	27
Orville Heximer	48	7	5	12	12
Alex Smith/Ottawa	33	2	0	2	44
/Boston	16	5	4	9	28
/Total	49	7	4	11	72
Art Chapman	46	3	6	9	19
George Owen	34	6	2	8	10
Frank Jerwa	31	3	4	7	23
Tom Filmore/NY Americans	33	1	4	5	9
/Boston	2	0	0	0	0
/Total	35	1	4	5	9
Billy Burch	25	3	1	4	4
Percy Galbraith	47	1	2	3	28
Lionel Hitchman	45	0	1	1	34
Earl Roche/Mtl Maroons	5	0	0	0	0
/Boston	3	0	0	0	0
/Total	8	0	0	0	0
Cecil Thompson	48	0	0	0	0

Goaltender	GP	MINS	W-L-T	GA	GAA
Cecil Thompson	48	3000	25-15-8	88	1.76

1932-33 NOTABLES:

Home Record.....	19-2-3
Road Record.....	6-13-5
Overall Record.....	25-15-8



Marty Barry won his first of three straight team scoring titles in 1932-33.

- The Bruins tie with Detroit for the league's top record at 25-15-8.
- Eddie Shore becomes the first Bruin to win the Hart Trophy and is named to the First All-Star Team.
- Tiny Thompson wins his second Vezina Trophy.
- Marty Barry (seventh), Nels Stewart (ninth) and Eddie Shore (tenth) all finish among the league's top ten scorers.
- December 20, 1932: Orville Heximer scores the game-winning goal in a 2-1 Boston win from behind the net, flipping the puck over the net and off Ottawa goaltender Bill Beveridge into the goal.
- February 21, 1933: Tiny Thompson makes 23 saves as the Bruins defeat the Montreal Canadiens by a 10-0 score. It is the most goals scored in an NHL game in the 1932-33 season.
- March 14, 1933: The Bruins are awarded a 3-2 win over Chicago. Coach Art Ross pulls goaltender Tiny Thompson with Chicago holding a 2-1 lead and Eddie Shore scores at 19:58 of the third to tie the game. Marty Barry scores in a goalmouth scramble at 3:11 of overtime and Chicago protests that the puck had been frozen. Chicago General Manager Tommy Gorman exchanges punches with referee Bill Stewart and then pulls his team off the ice. Stewart drops the puck for a faceoff and declares the game a forfeit.

1933-34

Gm	Date	Opponent	Score
1	Nov. 9	at Toronto	L 1-6
2	11	at Mtl Maroons	L 2-3
3	14	Detroit	L 2-4
4	18	at Mtl Canadiens	W 2-1
5	21	Chicago	W 2-0
6	23	at Detroit	W 6-0
7	26	at Chicago	L 0-1

REGULAR SEASON SCORING & RESULTS

8	Nov.	28	Ottawa	W	2-1
9		30	at Ottawa	L	1-2
10	Dec.	2	NY Rangers	L	0-3
11		5	Mtl Canadiens	W	5-2
12		9	NY Americans	W	4-2
13		12	Toronto	L	1-4
14		14	at NY Americans	W	5-4
15		17	at NY Rangers*	T	2-2
16		19	Mtl Maroons*	W	1-0
17		23	Chicago	L	1-3
18		26	Toronto*	T	2-2
19		28	at Mtl Canadiens	W	4-3
20	Jan.	2	Mtl Maroons	L	0-1
21		4	at Ottawa	L	2-9
22		6	at Mtl Maroons	L	2-4
23		9	NY Americans	L	1-2
24		11	at Chicago*	T	0-0
25		14	at Detroit	L	0-2
26		16	Mtl Canadiens	W	4-0
27		18	at Toronto	L	2-6
28		21	at NY Americans	L	2-4
29		23	Detroit	L	1-3
30		28	at NY Rangers	L	2-4
31		30	NY Rangers	W	2-1
32	Feb.	1	at Detroit*	T	2-2
33		4	at Chicago*	W	2-1
34		6	NY Americans	L	0-1
35		10	at Mtl Maroons	L	0-1
36		13	NY Rangers	L	4-6
37		15	Mtl Maroons*	T	4-4
38		17	at Toronto	L	4-6
39		20	Detroit	L	1-4
40		22	Ottawa*	L	1-3
41		24	at Ottawa	L	4-9
42		27	Chicago	W	3-1
43	Mar.	1	Mtl Canadiens	W	3-1
44		3	at Mtl Canadiens	L	1-2
45		6	Toronto	W	7-2
46		13	Ottawa	W	2-1
47		15	at NY Rangers	W	3-2
48		18	at NY Americans	W	9-5



Lionel Hitchman played his final NHL game on February 22, 1934. His number 3 would later be retired by the Bruins.

Player	GP	G	A	PTS	PIM
Marty Barry	48	27	12	39	12
Nels Stewart	48	22	17	39	68
Joe Lamb	48	10	15	25	47
Dit Clapper	48	10	12	22	6
Red Beattie	48	9	13	22	26
Harry Oliver	48	5	9	14	6
Babe Siebert/NY Rangers	13	0	1	1	16
/Boston	32	5	6	11	33
/Total	45	5	7	12	49
Eddie Shore	30	2	10	12	67
Lloyd Gross/NY Amerks	22	7	3	10	10
/Boston	6	1	0	1	6
/Total	28	8	3	11	16
Alex Smith	45	4	6	10	32
Bob Gracie	23	2	6	8	14
Art Chapman	21	3	2	5	6
Don Smillie	12	2	2	4	4
James O'Neil	23	2	2	4	15
Vic Ripley	14	2	1	3	6
Myles Lane	25	2	1	3	17
Percy Galbraith/Ottawa	2	0	0	0	0
/Boston	42	2	0	2	6
/Total	44	2	0	2	6
Lionel Hitchman	27	1	0	1	4
George Patterson	6	0	1	1	2
Archie Wilcox/Mtl Maroons	11	0	0	0	2
/Boston	13	0	1	1	2
/Total	24	0	1	1	4
Joe Jerwa	2	0	0	0	2

Tom Filmore	3	0	0	0	0
John Sheppard	3	0	0	0	0
Walter Hamnett	6	0	0	0	2
Frank Jerwa	5	0	0	0	0
Bert McInenly/Ottawa	3	0	0	0	2
/Boston	6	0	0	0	2
/Total	9	0	0	0	4
Bob Davie	9	0	0	0	6
Cecil Thompson	48	0	0	0	0

Goaltender	GP	MINS	W-L-T	GA	GAA
Cecil Thompson	48	2979	18-25-5	128	2.58

1933-34 NOTABLES:

Home Record..... 11-11-2
Road Record..... 7-14-3
Overall Record..... 18-25-5

- Eddie Shore earns a Second Team All-Star berth.
- Marty Barry and Nels Stewart finish fourth and sixth, respectively, in the league's scoring race.
- December 12, 1933: A game vs. Toronto in Boston Garden was the setting for one of the most infamous acts in NHL history. Eddie Shore, having been struck from behind by a Toronto player, charged the Maple Leafs' Ace Bailey, erroneously believing that Bailey had struck him. Bailey was knocked to the ice and went into convulsions, having suffered a fractured skull. He remained in a Boston hospital for two months, underwent two brain surgeries and never played hockey again. Shore was suspended by the NHL for 16 games, at the time the longest suspension ever levied by the league.
- February 22, 1934: Lionel Hitchman plays his final NHL game against the team with which he started his career. The Ottawa Senators defeat the Bruins by a 3-1 score.
- March 6, 1934: Ace Bailey returns to Boston for the first time since leaving the hospital a month earlier and drops the first puck in a pre-game ceremony. He receives a standing ovation from the crowd.

1934-35

Gm	Date	Opponent	Score
1	Nov. 8	at Toronto	L 3-5
2	11	at Ottawa	W 4-2
3	17	St. Louis	W 1-0
4	20	Detroit	W 1-0
5	24	at St. Louis	W 4-1
6	25	at Chicago	L 0-4
7	27	Chicago	L 2-3
8	Dec. 1	at Mtl Canadiens	W 2-0
9	4	Toronto	L 0-1
10	8	Mtl Canadiens	W 4-0
11	11	NY Americans	W 4-3
12	13	at NY Americans*	L 3-4
13	16	at NY Rangers	L 1-2
14	18	NY Rangers	W 5-3
15	22	Detroit	W 4-3
16	25	Mtl Maroons	L 3-5
17	27	at Mtl Maroons	L 0-1
18	30	at NY Rangers*	T 0-0
19	Jan. 1	NY Rangers	W 5-2
20	3	at Mtl Canadiens	W 2-1
21	5	Chicago	L 0-6
22	8	Toronto	W 3-1
23	10	at St. Louis	W 2-1
24	13	at Chicago*	T 1-1
25	15	St. Louis	W 5-3
26	19	Mtl Canadiens	L 1-4
27	22	Mtl Maroons	W 4-3
28	26	at Mtl Canadiens	L 2-3
29	27	at Detroit*	T 2-2
30	29	NY Americans	W 4-0
31	Feb. 2	at Mtl Maroons	L 1-3
32	5	Detroit	W 4-2
33	7	at Toronto*	T 4-4
34	10	at NY Americans	L 5-7
35	12	Toronto*	W 6-5
36	16	at St. Louis	L 0-3
37	17	at Chicago	W 2-1
38	19	Mtl Canadiens	W 3-1
39	24	at NY Rangers*	T 0-0
40	26	St. Louis	W 5-0
41	Mar. 2	at Mtl Maroons*	T 2-2
42	5	NY Rangers	W 3-1
43	9	at Toronto	W 7-4
44	10	at Detroit*	W 2-1
45	12	NY Americans	W 4-1
46	14	at NY Americans	W 5-4
47	16	Chicago	L 2-5
48	19	Mtl Maroons	L 2-4

Player	GP	G	A	PTS	PIM
Marty Barry	48	19	21	40	33
Nels Stewart	47	21	18	39	45
Dit Clapper	48	22	16	38	21
Eddie Shore	48	7	26	33	32
Charlie Sands	41	15	15	30	0
Max Kaminsky	39	12	15	27	4
Red Beattie	48	9	18	27	27
Babe Siebert	48	6	18	24	80
James O'Neil	48	2	11	13	35
Paul Haynes/Mtl Maroons	11	1	2	3	0
/Boston	30	4	3	7	8
/Total	41	5	5	10	8
Jack Shill	45	4	4	8	22
Gerry Shannon/St. Louis	26	2	2	4	11
/Boston	16	1	1	2	4
/Total	42	3	3	6	15
Bert McInenly	33	2	1	3	24
Hap Emms	10	1	1	2	8
Jack Portland/Mtl Canadiens	6	0	0	0	2
/Boston	14	1	0	1	2
/Total	20	1	0	1	4
Johnny Gagnon	23	1	2	3	9
Jean Pusie	8	1	0	1	0
Art Giroux	10	1	0	1	0
Bob Davie	30	0	1	1	17
Alex Motter	3	0	0	0	0
Frank Jerwa	5	0	0	0	0
Gordon Savage	8	0	0	0	2
Burr Williams/St. Louis	9	0	0	0	6
/Boston	7	0	0	0	6
/Total	16	0	0	0	12
Cecil Thompson	48	0	0	0	0

Goaltender	GP	MINS	W-L-T	GA	GAA
Cecil Thompson	48	2970	26-16-6	112	2.26



Nels Stewart was one of two Bruins to score 20-or-more goals in the 1934-35 season.

1934-35 NOTABLES:

Home Record..... 17-7-0
Road Record..... 9-9-6
Overall Record..... 26-16-6

- Eddie Shore wins his second Hart Trophy and his fourth First Team All-Star honor.
- Tiny Thompson and Dit Clapper are both named to the Second All-Star Team.
- Marty Barry (eighth) and Nels Stewart (tenth) again place among the league's top scorers.
- November 17, 1934: As the Bruins host St. Louis in their home opener, only the defensemen on the team are wearing helmets. All players had worn them following the Ace Bailey incident a year earlier.
- January 15, 1935: Prior to the game vs. St. Louis, the Boston Garden ice-making machinery broke down and left a 12' x 6' patch of concrete near the East goal. NHL President Frank Calder was in attendance at the game and decreed that a rubber patch be placed over the spot with the referee to blow his whistle to stop play when the puck neared that area. The teams changed ends every ten minutes of the 5-3 Boston win.

1935-36

Gm	Date	Opponent	Score
1	Nov. 16	at Mtl Maroons	L 0-1
2	19	NY Americans	W 1-0
3	24	at NY Rangers	L 0-1
4	26	Toronto	L 1-2
5	30	at NY Americans	L 1-2
6	Dec. 1	NY Rangers	W 2-0
7	3	Chicago	L 1-3
8	5	at Detroit	L 1-2

REGULAR SEASON SCORING & RESULTS

9	Dec.	9	at Chicago	L	0-1
10		10	Mtl Maroons	W	2-0
11		12	at Mtl Canadiens*	T	1-1
12		15	Mtl Canadiens	W	2-1
13		17	Detroit	W	4-1
14		19	at Toronto*	T	0-0
15		22	at NY Rangers	L	1-3
16		25	NY Rangers	L	2-3
17		28	at Mtl Maroons	W	6-3
18		29	at Detroit*	W	4-3
19	Jan.	1	Mtl Canadiens	L	0-2
20		4	at Mtl Canadiens*	T	1-1
21		7	Chicago	W	2-0
22		12	at NY Rangers	W	6-3
23		14	Toronto	W	4-1
24		18	at Toronto	L	2-5
25		19	at Chicago	L	1-2
26		21	Mtl Maroons	W	1-0
27		26	at NY Americans	W	2-1
28		28	Detroit	W	2-0
29	Feb.	2	NY Americans*	W	2-1
30		4	Toronto	L	0-3
31		6	at Mtl Canadiens	W	4-3
32		9	at NY Rangers	L	0-2
33		11	Chicago	W	7-1
34		13	at Detroit	L	0-1
35		16	at Chicago	L	2-4
36		18	Detroit	L	1-2
37		23	NY Rangers	L	3-4
38		25	NY Americans	W	3-2
39		27	at Mtl Maroons	W	2-1
40	Mar.	1	at NY Americans	L	2-5
41		3	Mtl Maroons*	T	3-3
42		5	at Chicago*	T	2-2
43		8	at Detroit	W	5-2
44		10	Detroit*	W	1-0
45		15	Chicago	W	1-0
46		17	Mtl Canadiens	W	1-0
47		19	at Toronto*	T	2-2
48		22	NY Rangers	L	1-3

Player	GP	G	A	PTS	PIM
Red Beattie	48	14	18	32	27
Cooney Weiland	48	14	14	28	15
Dit Clapper	44	12	13	25	14
Babe Siebert	45	12	9	21	66
Bill Cowley	48	11	10	21	17
Eddie Shore	45	3	16	19	61
James O'Neil	48	2	11	13	49
Paul Runge/Mtl Cdns	12	0	2	2	4
/Boston	33	8	2	10	14
/Total	45	8	4	12	18
Charlie Sands	40	6	4	10	8
Bill Hollett/Toronto	11	1	4	5	8
/Boston	5	1	2	3	2
/Total	16	2	6	8	10
Roger Jenkins	40	2	6	8	51
Ted Graham	48	4	1	5	37
Alex Motter	23	1	4	5	4
Lorne Duguid/Detroit	5	0	0	0	0
/Boston	29	1	4	5	2
/Total	34	1	4	5	2
Max Kaminsky	36	1	2	3	20
Gerry Shannon	23	0	1	1	6
Cecil Thompson	48	0	1	1	0
Woody Dumart	1	0	0	0	0
Ray Getliffe	1	0	0	0	2
Wilf Cude	1	0	0	0	0
Jack Portland	2	0	0	0	0
Bob Davie	2	0	0	0	2
Walter Jackson	2	0	0	0	0
Eddie Finnigan	3	0	0	0	0
Bert McInenly	3	0	0	0	0
Jack Riley	8	0	0	0	0
Phil Bessler	8	0	0	0	0
Bob Blake	12	0	0	0	0

Goaltender	GP	MINS	W-L-T	GA	GAA
Wilf Cude	1	40	0-0-0	1	1.50
Cecil Thompson	48	2930	22-20-6	82	1.68

1935-36 NOTABLES:

Home Record.....	15-8-1
Road Record.....	7-12-5
Overall Record.....	22-20-6

- Eddie Shore wins his third Hart Trophy and Tiny Thompson wins his third Vezina Trophy.
- Eddie Shore and Babe Siebert are named First Team All-Stars on defense and Tiny Thompson earns a berth in goal.
- December 1, 1935: The Bruins play the first Sunday game in their history, a 2-0 win over the NY Rangers.

- January 14, 1936: Tiny Thompson becomes the first goaltender in NHL history to get credit for an assist.
- March 17, 1936: Tiny Thompson records his third consecutive 1-0 shutout, extending his scoreless stretch to 196:25.



John "Red" Beattie led the Bruins in scoring in 1935-36.

1936-37

Gm	Date	Opponent	Score
1	Nov. 7	at Mtl Canadiens	L 0-2
2	15	Mtl Canadiens	W 2-1
3	17	NY Rangers	L 1-6
4	21	at Toronto	W 4-3
5	22	at Chicago	W 2-1
6	24	Chicago*	T 1-1
7	26	Mtl Maroons*	W 3-2
8	28	at NY Rangers*	T 2-2
9	Dec. 5	at Mtl Canadiens	L 3-4
10	8	Detroit	L 3-4
11	13	at NY Americans	W 4-3
12	15	NY Americans*	W 5-3
13	17	at Mtl Maroons	W 5-0
14	20	at Detroit	L 3-4
15	22	Toronto	L 2-4
16	26	at Toronto	W 2-1
17	29	Mtl Maroons	W 3-0
18	31	at NY Rangers*	T 2-2
19	Jan. 3	NY Rangers	W 3-2
20	5	Detroit	L 2-3
21	7	at Chicago	W 2-0
22	10	at Detroit	L 2-4
23	12	Chicago	L 2-4
24	17	at NY Americans	W 3-0
25	19	Toronto	L 2-6
26	21	at Mtl Maroons	W 2-1
27	24	NY Americans*	T 6-6
28	26	NY Rangers	L 0-3
29	28	at NY Rangers*	T 1-1
30	31	Detroit	L 1-2
31	Feb. 2	Mtl Canadiens	L 0-1
32	4	at Mtl Canadiens	W 6-2
33	7	at Detroit	L 0-8
34	9	Mtl Maroons	L 0-2
35	13	at Toronto	W 3-0
36	14	at Chicago	W 2-1
37	16	NY Rangers	W 3-2
38	18	at Mtl Maroons	W 2-1
39	21	Mtl Canadiens*	T 2-2
40	23	NY Americans	W 5-2
41	25	at NY Americans	L 1-3
42	Mar. 2	Chicago	L 2-4
43	7	at NY Rangers	W 1-0
44	9	Detroit	W 6-1
45	11	at Chicago	W 6-2
46	14	at Detroit	L 1-2
47	16	Toronto*	T 1-1
48	21	Chicago	W 6-1

Player	GP	G	A	PTS	PIM
Bill Cowley	46	13	21	34	34
Ray Getliffe	48	16	15	31	28
Dit Clapper	48	17	8	25	25
Charlie Sands	47	18	5	23	6
Reginald Smith	44	8	10	18	36
Red Beattie	48	8	7	15	10
Cooney Weiland	48	6	9	15	6
Roy Goldsworthy	47	8	6	14	8
Bill Hollett	48	3	7	10	22
Milt Schmidt	26	2	8	10	15
Fred Cook	44	4	5	9	8
Woody Dumart	17	4	4	8	2
Joe Jerwa	26	3	5	8	30
Allen Shields/NY Amerks	25	3	0	3	56
/Boston	19	0	4	4	12
/Total	44	3	4	7	68

Jack Portland	46	2	4	6	58
Nels Stewart	11	3	2	5	6
Eddie Shore	20	3	1	4	12
James O'Neil	21	0	2	2	6
Bobby Bauer	1	1	0	1	0
Sammy McManus	1	0	0	0	0
Ted Graham	1	0	0	0	0
Lorne Duguid	2	1	0	1	2
Sylvio Mantha	4	0	0	0	2
Walt Kalbfleish/NY Amerks	6	0	0	0	4
/Boston	1	0	0	0	0
/Total	7	0	0	0	4
Cecil Thompson	48	0	0	0	0

Goaltender	GP	MINS	W-L-T	GA	GAA
Cecil Thompson	48	2970	23-18-7	110	2.22



Bruins great Milt Schmidt played his first NHL game on December 22, 1936 vs. Toronto.

1936-37 NOTABLES:

Home Record.....	9-11-4
Road Record.....	14-7-3
Overall Record.....	23-18-7

- The Bruins finish with a record above .500 on the road and below .500 at home for the only time in their history.
- Bill Cowley finishes tenth in the league's scoring race.
- December 22, 1936: Milt Schmidt plays his first game in a Bruins uniform in a 4-2 loss to Toronto. Schmidt would go on to become the only man to serve the Bruins as a player, captain, coach and general manager.
- January 5, 1937: The Bruins drop a 3-2 decision to Detroit in a game in which neither team is called for a penalty.
- March 21, 1937: The "Kraut Line" of center Milt Schmidt, left wing Woody Dumart and right wing Bobby Bauer played together as a line for the first time in the NHL. The trio had played as a line in Providence earlier in the season.

1937-38

Gm	Date	Opponent	Score
1	Nov. 6	at Mtl Maroons	W 4-2
2	14	NY Rangers	W 3-2
3	16	Mtl Maroons	W 1-0
4	18	at NY Americans	W 2-1
5	20	at Toronto	W 3-2
6	21	at Chicago	W 2-1
7	23	Mtl Canadiens*	T 1-1
8	28	NY Americans*	T 3-3
9	Dec. 2	at Mtl Canadiens	L 0-2
10	5	at NY Rangers	L 0-4
11	7	Detroit	L 2-3
12	14	Toronto	W 3-1
13	18	at Mtl Maroons	W 3-1
14	19	at Detroit	W 4-2
15	21	Chicago	W 2-1
16	25	at NY Americans	W 1-0
17	26	NY Americans	L 1-3
18	28	NY Rangers	W 3-2
19	31	at NY Rangers	L 3-5
20	Jan. 2	at Detroit	W 4-1
21	4	Toronto	W 6-3
22	8	at Mtl Canadiens	L 2-6
23	11	Detroit	W 6-2
24	16	Mtl Canadiens	W 1-0
25	18	Chicago	W 5-1
26	22	at Toronto	W 9-1
27	23	at Chicago	L 2-3
28	25	NY Rangers	L 2-3
29	29	at Mtl Maroons*	T 2-2
30	30	at Detroit*	T 2-2
31	Feb. 1	Detroit	W 2-0
32	5	at Toronto	L 1-3

REGULAR SEASON SCORING & RESULTS

33	Feb.	6	at Chicago	W	7-2
34		8	Chicago	W	3-1
35		13	Mtl Canadiens*	W	1-0
36		15	Mtl Maroons	W	5-2
37		17	at NY Rangers*	W	3-2
38		20	NY Rangers	W	3-2
39		22	Toronto	W	2-0
40		24	at Mtl Canadiens*	T	1-1
41	Mar.	1	Detroit	W	6-1
42		3	at Chicago	L	2-3
43		6	at Detroit	L	3-4
44		8	NY Americans	W	7-0
45		10	at NY Americans*	T	2-2
46		13	at NY Rangers	W	2-1
47		15	Mtl Maroons	T	4-4
48		20	Chicago	W	6-1



Bobby Bauer was the only Bruin to score 20 goals in the 1937-38 season.

Player	GP	G	A	PTS	PIM
Bill Cowley	48	17	22	39	8
Bobby Bauer	48	20	13	33	9
Charlie Sands	46	17	12	29	12
Milt Schmidt	44	13	14	27	15
Woody Dumart	48	13	14	27	6
Ray Getliffe	36	11	13	24	6
Cooney Weiland	48	11	12	23	16
Gordon Pettinger/Detroit	13	1	3	4	4
/Boston	34	7	10	17	10
/Total	47	8	13	21	14
Roy Goldsworthy	46	9	10	19	14
Eddie Shore	48	3	14	17	42
Dit Clapper	46	6	9	15	24
Bill Hollett	48	4	10	14	54
Art Jackson	48	9	3	12	24
Jack Portland	48	0	6	6	26
Mel Hill	6	2	0	2	2
Robert Hamill	6	0	1	1	2
John Crawford	2	0	0	0	0
Red Beattie	13	0	0	0	0
Cecil Thompson	48	0	0	0	0

Goaltender	GP	MINS	W-L-T	GA	GAA
Cecil Thompson	48	2970	30-11-7	89	1.80

1937-38 NOTABLES:

Home Record.....	18-3-3
Road Record.....	12-8-4
Overall Record.....	30-11-7

- The Bruins finish the season with the league's top record at 30-11-7.
- Eddie Shore wins his fourth Hart Trophy and Tiny Thompson wins his fourth Vezina Trophy.
- Bill Cowley finishes sixth overall in the NHL scoring race and is named a First Team All-Star.
- Tiny Thompson and Eddie Shore join Cowley on the First All-Star Team and Art Ross is named coach of the Second Team.
- December 21, 1937: Chicago's Paul Thompson scores at 19:51 of the third period to ruin brother Tiny's shutout bid in a 2-1 Boston victory.

1938-39

Gm	Date	Opponent	Score
1	Nov.	3 at Toronto	W 3-2
2		6 at Detroit	W 4-1
3		13 at NY Americans	L 1-2
4		15 Toronto*	T 1-1
5		20 Detroit	W 4-1
6		22 NY Rangers	W 4-2
7		27 NY Americans	W 8-2
8	Dec.	1 at Montreal	L 0-2

9	Dec.	4 at Chicago	W	5-0
10		6 Chicago	W	2-0
11		11 at NY Rangers	W	3-0
12		13 Montreal	W	3-2
13		15 at Montreal	W	1-0
14		18 at Detroit	W	2-0
15		20 NY Americans	W	3-0
16		25 NY Rangers	L	0-1
17		27 Toronto	W	8-2
18		29 at NY Americans	L	2-4
19		31 at NY Rangers*	L	1-2
20	Jan.	1 Detroit	W	4-1
21		3 NY Americans	W	2-1
22		5 at Chicago	W	2-1
23		7 at Toronto	L	0-2
24		10 Chicago	W	3-1
25		17 Toronto	W	2-1
26		19 at Montreal	L	0-1
27		22 at Detroit	W	5-0
28		24 Montreal	W	6-4
29		29 at NY Americans	W	3-2
30		31 NY Americans*	T	2-2
31	Feb.	2 at Toronto	W	2-1
32		5 at Chicago	W	3-0
33		7 Toronto	W	2-0
34		9 at NY Rangers	W	4-2
35		12 NY Rangers	L	2-3
36		14 Detroit	W	2-1
37		16 at Montreal	W	5-1
38		19 at Detroit	L	1-4
39		21 Chicago	W	8-2
40		25 at Toronto	L	0-1
41		26 at Chicago	W	5-1
42		28 Montreal	W	6-2
43	Mar.	5 NY Rangers*	W	5-3
44		7 Detroit	W	3-0
45		9 at NY Americans	W	9-6
46		12 at NY Rangers	W	4-2
47		14 Chicago	W	4-2
48		19 Montreal*	W	7-5

Player	GP	G	A	PTS	PIM
Bill Cowley	34	8	34	42	2
Roy Conacher	47	26	11	37	12
Milt Schmidt	41	15	17	32	13
Bobby Bauer	48	13	18	31	4
Woody Dumart	46	14	15	29	2
Bill Hollett	44	10	17	27	35
Dit Clapper	42	13	13	26	22
Gordon Pettinger	48	11	13	24	8
Ray Getliffe	43	10	12	22	11
Mel Hill	46	10	9	19	16
Eddie Shore	44	4	14	18	47
Cooney Weiland	45	7	9	16	7
Charlie Sands	38	7	5	12	8
John Crawford	48	4	8	12	12
Jack Portland	48	4	5	9	46
Red Hamill	6	0	1	1	0
Harry Frost	2	0	0	0	0
Jack Shewchuk	3	0	0	0	2
Terry Reardon	4	0	0	0	0
Cecil Thompson	5	0	0	0	0
Pat McReavy	6	0	0	0	0
Frank Brimsek	43	0	0	0	0

Goaltender	GP	MINS	W-L-T	GA	GAA
Cecil Thompson	5	310	3-1-1	8	1.55
Frank Brimsek	43	2620	33-9-1	68	1.56

1938-39 NOTABLES:

Home Record.....	20-2-2
Road Record.....	16-8-0
Overall Record.....	36-10-2

- The Bruins finish the regular season with the top record in the seven-team league. Their 74 points were the second-highest total in league history, trailing only the 1929-30 Bruins (77 points).
- Frank Brimsek wins both the Calder Trophy and the Vezina Trophy in addition to First Team All-Star honors.
- Eddie Shore and Dit Clapper join Brimsek on the First All-Star Team, Bobby Bauer is named a Second Team All-Star and Art Ross is named coach of the First Team.
- Bill Cowley finishes third overall in the league's scoring race.
- November 3, 1938: Frank Brimsek plays his first game as a Bruin, a 3-2 win in Toronto.
- November 27, 1938: Tiny Thompson plays his final game in a Bruins uniform, an 8-2 victory over the NY Americans. He is traded to Detroit the next day.
- December 13, 1938: Frank Brimsek's club-record shutout streak is snapped after 231:54 scoreless minutes when Montreal's Herb Cain scores at 19:14 of the second period.

- February 21, 1939: Roy Conacher ties a club record with four goals in an 8-2 win over Chicago.



Frank Brimsek won both the Calder (top rookie) and Vezina (top goaltender) Trophies in the 1938-39 season.

1939-40

Gm	Date	Opponent	Score
1	Nov.	4 at Toronto	L 0-5
2		12 at Detroit	L 1-2
3		14 Chicago	W 3-1
4		16 at Montreal*	T 3-3
5		19 at Chicago	W 2-0
6		21 Montreal	L 1-2
7		26 NY Rangers*	T 2-2
8		28 Toronto	W 6-2
9	Dec.	3 at NY Americans	W 6-2
10		5 NY Americans	W 2-1
11		8 at Detroit	W 3-0
12		10 at NY Rangers	L 2-3
13		12 Detroit	W 3-1
14		14 at Toronto*	T 1-1
15		17 at Chicago	W 4-2
16		19 Toronto*	W 3-2
17		21 at Montreal	W 3-2
18		24 at NY Americans	W 3-2
19		25 Chicago	W 6-3
20		29 at NY Rangers	L 0-4
21		31 Montreal	W 6-1
22	Jan.	3 NY Rangers	L 4-6
23		7 NY Americans	W 6-2
24		9 Detroit	W 3-1
25		11 at Toronto	W 5-2
26		14 Montreal	W 4-2
27		16 at Montreal	W 6-1
28		21 at NY Rangers	L 2-4
29		23 Toronto	W 4-1
30		25 at Chicago*	T 2-2
31		28 at Detroit	L 2-4
32		30 Chicago	W 5-0
33	Feb.	4 NY Americans	W 7-1
34		6 NY Rangers	W 6-2
35		11 at NY Americans	W 4-2
36		13 Detroit	W 10-3
37		20 Toronto	W 5-0
38		24 at Toronto	L 1-3
39		25 at Chicago	L 1-3
40		27 Chicago	W 6-0
41		29 at Montreal	W 4-2
42	Mar.	3 at Detroit	L 3-6
43		5 Detroit	W 7-2
44		7 at NY Americans	W 2-1
45		9 NY Americans	L 2-4
46		12 NY Rangers	W 2-1
47		14 at NY Rangers*	T 0-0
48		17 Montreal	W 7-2

Player	GP	G	A	PTS	PIM
Milt Schmidt	48	22	30	52	37
Woody Dumart	48	22	21	43	16
Bobby Bauer	48	17	26	43	4
Bill Cowley	48	13	27	40	24
Herb Cain	48	21	9	30	30
Roy Conacher	31	18	12	30	9
Dit Clapper	44	10	18	28	25
Bill Hollett	44	10	17	27	18
Ed Wiseman/NY Amerks	31	5	13	18	8
/Boston	18	2	6	8	0
/Total	49	7	19	26	8
Art Jackson	46	7	18	25	6
Mel Hill	38	9	11	20	19
Robert Hamill	30	10	8	18	16
Des Smith/Chicago	26	1	4	5	27
/Boston	17	2	2	4	23
/Total	43	3	6	9	50

REGULAR SEASON SCORING & RESULTS

Gordon Pettinger	24	2	5	7	2
Jack Shewchuk	47	2	4	6	55
John Crawford	35	1	4	5	26
Jack Portland	30	0	5	5	16
Eddie Shore	4	2	1	3	4
Pat McReavy	2	0	0	0	2
Frank Brimsek	48	0	0	0	0

Goaltender	GP	MINS	W-L-T	GA	GAA
Frank Brimsek	48	2950	31-12-5	97	1.97



The "Kraut Line" in 1939-40 became the first line in NHL history to finish 1-2-3 in the league's scoring race.

Milt Schmidt (center, above) led the league with 52 points while Woody Dumart (right) and Bobby Bauer (left) each had 43 points.

1939-40 NOTABLES:

Home Record.....	20-3-1
Road Record.....	11-9-4
Overall Record	31-12-5

- The Bruins finish with the league's top record for the third consecutive season.
- The "Kraut Line" of Milt Schmidt, Woody Dumart and Bobby Bauer are the first line in NHL history to finish 1-2-3 in the league's scoring race. Teammate Bill Cowley ranks fifth overall on the list.
- Bobby Bauer wins his first of three Lady Byng Trophies.
- Dit Clapper and Milt Schmidt are named to the First All-Star Team. Frank Brimsek, Woody Dumart and Bobby Bauer earn Second Team honors.
- December 5, 1939: Eddie Shore plays his final game in Boston Garden.

1940-41

Gm	Date	Opponent	Score
1	Nov. 3	at Montreal*	T 1-1
2	12	Chicago	L 5-6
3	17	Toronto	L 1-4
4	19	Detroit*	T 4-4
5	21	at Chicago	W 2-0
6	23	at NY Rangers	W 2-1
7	24	at Detroit*	T 1-1
8	26	Montreal	L 2-3
9	Dec. 1	at NY Americans	W 10-3
10	3	NY Americans	W 6-2
11	7	at Toronto	L 2-3
12	8	at Chicago*	L 2-3
13	10	NY Rangers	W 6-2
14	17	Toronto	W 5-2
15	19	at NY Rangers	L 3-5
16	21	at Montreal	L 1-3
17	22	at Detroit	W 5-3
18	25	NY Americans	W 8-1
19	27	at NY Americans*	T 3-3
20	31	NY Rangers*	T 2-2
21	Jan. 5	Chicago*	T 2-2
22	7	Detroit*	T 1-1
23	11	at Montreal	W 2-1
24	12	Montreal	W 7-5
25	16	at NY Rangers*	T 2-2
26	18	at Toronto	W 1-0
27	19	at Chicago*	T 4-4
28	21	NY Rangers*	W 4-3
29	26	at NY Americans	W 6-1
30	28	Chicago	W 3-2
31	Feb. 2	NY Americans	W 4-1
32	4	Montreal*	W 5-3
33	8	at Toronto	W 3-2
34	9	at Detroit*	T 2-2
35	11	Detroit	W 4-0
36	13	at NY Rangers	W 5-3
37	15	at Montreal	W 5-0
38	18	Toronto*	T 2-2
39	23	NY Americans	W 3-1

40	Feb. 25	NY Rangers	L 0-2
41	Mar. 1	at Toronto*	T 0-0
42	2	at Chicago	W 4-3
43	4	Chicago	W 3-2
44	9	Montreal	W 8-0
45	11	Toronto	W 3-2
46	13	at NY Americans	W 8-3
47	16	at Detroit*	T 2-2
48	18	Detroit	W 4-1

Player	GP	G	A	PTS	PIM
Bill Cowley	46	17	47	64	16
Ed Wiseman	48	16	24	40	10
Roy Conacher	41	24	15	39	7
Bobby Bauer	48	17	22	39	2
Milt Schmidt	45	13	25	38	23
Woody Dumart	42	18	16	34	2
Art Jackson	48	17	15	32	10
Dit Clapper	48	8	18	26	24
Bill Hollett	41	9	15	24	23
Herb Cain	41	8	10	18	6
Des Smith	48	6	8	14	61
Terry Reardon	35	6	5	11	19
John Crawford	45	2	8	10	27
Mel Hill	41	5	4	9	4
Jack Shewchuk	20	2	2	4	8
Gordie Bruce	7	0	1	1	2
Pat McReavy	7	0	1	1	2
Robert Hamill	8	0	1	1	0
Frank Brimsek	48	0	0	0	0

Goaltender	GP	MINS	W-L-T	GA	GAA
Frank Brimsek	48	3040	27-8-13	102	2.01

1940-41 NOTABLES:

Home Record.....	15-4-5
Road Record.....	12-4-8
Overall Record	27-8-13

- The Bruins take their fourth straight top regular season record.
- Bill Cowley wins both the league's scoring title and the Hart Trophy as MVP. Four teammates (Eddie Wiseman, Bobby Bauer, Roy Conacher and Milt Schmidt) also factor among the league scoring leaders.
- Cowley sets an NHL single-season assists record with 45.
- Bobby Bauer wins his second consecutive Lady Byng Trophy.
- Dit Clapper, Bill Cowley and coach Cooney Weiland all earn First Team NHL All-Star berths. Frank Brimsek, Woody Dumart and Bobby Bauer are named to the Second All-Star Team.
- February 25, 1941: A 2-0 loss to the NY Rangers snaps the Bruins' NHL record unbeaten streak at 23 games (15-0-8).
- March 4, 1941: The Bruins set an NHL record with 83 shots (27-33-23 by period) on Chicago's Sam LoPresti in a 3-2 Boston win. A visiting goaltender's saves were announced to the Boston Garden crowd for the first time and LoPresti received a standing ovation.



Bill Cowley won the league scoring title in 1940-41 while setting an NHL record for assists in a season.

1941-42

Gm	Date	Opponent	Score
1	Nov. 8	at Toronto	L 0-2
2	15	at NY Rangers	W 2-1
3	16	NY Rangers	W 2-1
4	18	Brooklyn	W 7-2
5	20	at Chicago	L 2-3
6	23	at Detroit	W 4-2
7	25	Detroit	W 7-1
8	27	at Brooklyn*	W 6-2
9	29	at Montreal	W 3-1

10	Nov. 30	Montreal	W 3-2
11	Dec. 2	Toronto*	W 3-1
12	7	at NY Rangers	L 4-5
13	9	Chicago*	T 2-2
14	14	at Chicago*	T 3-3
15	16	Montreal	W 4-0
16	20	at Montreal*	W 4-2
17	21	at Detroit*	T 2-2
18	23	NY Rangers	W 3-2
19	25	at Toronto	L 0-2
20	30	Toronto	W 4-1
21	Jan. 1	Brooklyn	W 5-4
22	4	at Brooklyn	L 2-3
23	6	Chicago	W 3-2
24	13	Detroit	W 2-1
25	18	at Chicago	W 4-3
26	20	NY Rangers	L 2-4
27	22	at Detroit	L 3-4
28	24	at Montreal*	T 2-2
29	25	Montreal	W 7-3
30	27	Toronto*	T 0-0
31	29	at Brooklyn	L 4-5
32	31	at Toronto*	W 3-2
33	Feb. 1	Brooklyn	L 1-2
34	3	Chicago	L 3-5
35	5	at NY Rangers	L 1-4
36	8	Detroit	W 3-0
37	10	Montreal	W 8-1
38	15	at Chicago	L 0-2
39	19	at Brooklyn	L 4-6
40	24	NY Rangers	L 3-4
41	Mar. 1	Detroit*	T 3-3
42	3	Toronto	W 5-3
43	7	at Montreal*	L 3-4
44	8	at Detroit	L 1-3
45	10	Chicago	W 9-1
46	12	at NY Rangers	W 2-1
47	14	at Toronto	L 4-6
48	17	Brooklyn	W 8-3

Player	GP	G	A	PTS	PIM
Roy Conacher	43	24	13	37	12
Milt Schmidt	36	14	21	35	34
Bobby Bauer	36	13	22	35	11
Ed Wiseman	45	12	22	34	8
Bill Hollett	48	19	14	33	21
Woody Dumart	35	14	15	29	8
Bill Cowley	28	4	23	27	6
Art Jackson	47	6	18	24	25
Jack McGill	13	8	11	19	2
Herb Cain	35	8	10	18	2
Dutch Hiller/Detroit	9	0	0	0	0
/Boston	41	7	10	17	19
/Total	50	7	10	17	19
Des Smith	48	7	8	15	80
Dit Clapper	32	3	12	15	31
Phil Hergesheimer/Chicago	23	3	11	14	2
/Boston	3	0	0	0	12
/Total	26	3	11	14	14
Harvey Jackson	26	5	7	12	18
Gordie Bruce	15	4	8	12	11
John Crawford	43	2	9	11	37
Robert Hamill	9	6	3	9	2
Lloyd Grondahl	10	1	2	3	0
Jack Shewchuk	22	2	0	2	14
Frank Mario	9	1	1	2	0
Pat McReavy	7	0	1	1	0
Clare Martin	13	0	1	1	4
Nick Damore	1	0	0	0	0
Cliff Thompson	6	0	0	0	2
Frank Brimsek	47	0	0	0	0

Goaltender	GP	MINS	W-L-T	GA	GAA
Frank Brimsek	47	2940	24-17-6	115	2.35
Nick Damore	1	60	1-0-0	3	3.00

1941-42 NOTABLES:

Home Record.....	17-4-3
Road Record.....	8-13-3
Overall Record	25-17-6

- Frank Brimsek wins his second Vezina Trophy and is named a First Team All-Star.
- December 9, 1941: Boston Garden is blacked out during the Star Spangled Banner with a spotlight on the flag in the first game played following the declaration of war. The game is interrupted for 45 minutes during the second intermission for broadcast of President Roosevelt's first wartime radio speech.
- January 6, 1942: An announcement is made during the game to the Garden crowd to please return any pucks deflected into the arena due to a wartime rubber shortage.
- February 10, 1942: The "Kraut Line" plays their final game

REGULAR SEASON SCORING & RESULTS

before reporting to the RCAF. The trio is honored in post-game ceremonies and are then hoisted onto their teammates shoulders and carried to the dressing room.



Roy Conacher led the team in scoring in 1941-42 and was the only Bruin to reach the 20-goal mark.

1942-43

Gm	Date	Opponent	Score
1	Oct. 31	at Montreal	L 2-3
2	Nov. 1	at Detroit	L 0-3
3	5	at Chicago	L 1-5
4	12	at Toronto	L 1-3
5	14	New York	W 5-3
6	15	at New York	W 4-3
7	17	Montreal	W 4-1
8	22	Toronto	W 7-6
9	24	Chicago	T 5-5
10	28	at Montreal	W 6-2
11	29	at New York	L 2-3
12	Dec. 1	Detroit	W 5-2
13	6	New York	W 5-4
14	8	Chicago	W 9-6
15	12	Montreal	W 3-2
16	13	at Detroit	T 1-1
17	15	Detroit	W 3-2
18	17	at New York	W 7-3
19	19	at Toronto	T 3-3
20	20	at Chicago	T 4-4
21	22	Toronto	T 4-4
22	26	at Toronto	L 2-7
23	27	at Montreal	L 2-4
24	29	New York	L 3-5
25	Jan. 1	Detroit	T 2-2
26	3	at Detroit	W 3-2
27	9	at Montreal	L 2-7
28	10	Toronto	W 5-4
29	12	Chicago	W 3-0
30	16	New York	W 7-5
31	17	at New York	W 6-3
32	19	Montreal	W 5-2
33	21	at Detroit	L 2-3
34	24	at Chicago	L 3-4
35	26	Detroit	L 3-5
36	30	at Toronto	W 5-3
37	31	at New York	W 7-2
38	Feb. 2	Chicago	W 5-3
39	6	at Montreal	L 3-8
40	7	Montreal	W 7-1
41	9	Toronto	W 3-1
42	14	at Chicago	L 2-3
43	20	at Toronto	L 2-4
44	21	at Detroit	L 0-4
45	23	Chicago	L 5-7
46	28	at Chicago	T 4-4
47	Mar. 2	Detroit	W 3-1
48	9	Toronto	T 5-5
49	14	Montreal	T 4-4
50	16	New York	W 11-5

Player	GP	G	A	PTS	PIM
Bill Cowley	48	27	45	72	10
Art Jackson	50	22	31	53	20
Frank Boll	43	25	27	52	20
Bill Hollett	50	19	25	44	19
Herb Cain	45	18	18	36	19
Harvey Jackson	44	19	15	34	38
Don Gallinger	48	14	20	34	16
Murph Chamberlain	45	9	24	33	67
Dit Clapper	38	5	18	23	12
John Crawford	49	5	18	23	24
Bep Guidolin	42	7	15	22	53
John Schmidt	45	6	7	13	6
Irwin Boyd	20	6	5	11	6
Jack Shewchuk	48	2	6	8	50

Ab DeMarco/Toronto	4	0	1	1	0
/Boston	3	4	2	6	0
/Total	7	4	3	7	0
Bill Shill	7	4	1	5	4
Oscar Aubuchon	3	3	0	3	0
Norm Calladine	3	0	1	1	0
Dutch Hiller	3	0	0	0	0
Frank Brimsek	50	0	0	0	0

Goaltender	GP	MINS	W-L-T	GA	GAA
Frank Brimsek	50	3000	24-17-9	176	3.52

1942-43 NOTABLES:

Home Record.....	17-3-5
Road Record.....	7-14-4
Overall Record.....	24-17-9

- Bill Cowley wins his second Hart Trophy as league MVP and is named a First Team All-Star. He finishes second in the league's scoring race and ties his NHL single-season assist record.
- Frank Brimsek, John Crawford, Bill Hollett and coach Art Ross are all named to the Second NHL All-Star Team.
- November 24, 1942: The Bruins and Blackhawks play to a 5-5 tie in 60 minutes of play in the first Boston game affected by the wartime overtime ban.
- December 12, 1942: The Bruins defeat the Canadiens by a 3-2 score in the first matinee played at Boston Garden. There was a demonstration of a blood donation at center ice during the first intermission to encourage volunteer donors and the game's proceeds were donated to the American Red Cross. It is the first of four games on the season whose proceeds were donated to the ARC in support of the war effort.
- March 16, 1943: Bill Cowley has two goals and an assist in an 11-5 win over the NY Rangers as he finished the season with 72 points. That is one point shy of Cooney Weiland's NHL single season record which is matched this season by Chicago's Doug Bentley.



Brothers Art (#16) and Harvey (#18) Jackson played three seasons together with the Bruins from 1941-42 through 1943-44.

1943-44

Gm	Date	Opponent	Score
1	Oct. 30	at Montreal	T 2-2
2	Nov. 6	at Toronto	W 5-2
3	7	at Detroit	L 4-6
4	11	at Chicago	L 4-6
5	13	at New York	W 6-2
6	16	Montreal	T 2-2
7	18	at Chicago	L 3-7
8	21	at Montreal	L 4-13
9	23	Toronto	W 8-5
10	25	New York	W 6-2
11	27	at Toronto	L 4-7
12	28	at Chicago	L 4-5
13	30	Chicago	W 6-5
14	Dec. 5	Montreal	W 5-4
15	7	Detroit	T 6-6
16	11	New York	W 9-6
17	12	at New York	L 4-6
18	14	Chicago	W 4-3
19	19	at Montreal	L 1-3
20	21	Toronto	W 8-5
21	26	at Detroit	T 4-4
22	28	Detroit	W 5-2
23	Jan. 1	Toronto	L 2-5
24	2	at New York	W 13-3
25	4	Chicago	W 6-4
26	8	at Toronto	L 3-12
27	15	New York	W 7-5
28	16	at New York	L 6-8
29	18	Toronto	L 2-7
30	22	at Montreal	L 2-6
31	23	Montreal	L 1-4

32	Jan. 25	Detroit	L 3-6
33	29	at Detroit	L 1-6
34	Feb. 1	Chicago	L 0-2
35	5	New York	W 7-2
36	8	Montreal	W 3-0
37	10	at Chicago	W 5-4
38	13	Detroit	L 1-4
39	19	at Toronto	L 4-10
40	20	at Detroit	L 5-6
41	26	at Montreal	L 2-10
42	29	Toronto	L 3-7
43	Mar. 2	at Chicago	L 2-4
44	4	New York	W 10-9
45	5	at New York	T 4-4
46	7	Detroit	L 4-8
47	12	Montreal	W 6-5
48	14	Chicago	W 6-4
49	16	at Detroit	L 9-10
50	18	at Toronto	L 2-10

Player	GP	G	A	PTS	PIM
Herb Cain	48	36	46	82	4
Bill Cowley	36	30	41	71	12
Art Jackson	49	28	41	69	8
Frank Boll	39	19	25	44	2
Norm Calladine	49	16	27	43	8
Pat Egan/Detroit	23	4	15	19	60
/Boston	25	11	13	24	35
/Total	48	15	28	43	95
Bep Guidolin	47	17	25	42	58
Harvey Jackson	42	11	21	32	25
Dit Clapper	50	6	25	31	13
John Crawford	34	4	16	20	8
Don Gallinger	23	13	5	18	6
Bill Hollett	25	9	8	17	4
Russ Kopak	24	7	9	16	0
Alan Rittinger	19	3	7	10	0
Al Pallazzari	24	6	3	9	4
Guy Labrie	15	2	7	9	2
Tom Brennan	11	2	1	3	2
Charlie Scherza	9	1	1	2	6
Clarence Schmidt	7	1	0	1	2
Oscar Aubuchon	9	1	0	1	0
Irwin Boyd	5	0	1	1	0
Bert Gardiner	41	0	1	1	0
George Abbott	1	0	0	0	0
Jim Franks	1	0	0	0	0
Benny Grant	1	0	0	0	0
Ab DeMarco	1	0	0	0	0
John Schmidt	2	0	0	0	0
Maurice Courteau	6	0	0	0	0
Jack Wilkinson	9	0	0	0	6

Goaltender	GP	MINS	W-L-T	GA	GAA
Bert Gardiner	41	2460	17-19-5	212	5.17
Maurice Courteau	6	360	2-4-0	33	5.50
Jim Franks	1	60	0-1-0	6	6.00
George Abbott	1	60	0-1-0	7	7.00
Benny Grant	1	60	0-1-0	10	10.00



Herb Cain set an NHL scoring record with 82 points in the 1943-44 season

1943-44 NOTABLES:

Home Record.....	15-8-2
Road Record.....	4-18-3
Overall Record.....	19-26-5

- Herb Cain wins the league's scoring title with an NHL single-season record of 82 points.
- Bill Cowley (seventh) and Art Jackson (ninth) are also among the NHL leaders, despite the team finishing fifth overall in the six-team league.
- Bill Cowley earns a First Team All-Star berth while Dit Clapper and Herb Cain are named to the Second Team.
- November 25, 1943: Frank Boll ties a team record with four

REGULAR SEASON SCORING & RESULTS

goals in a 6-2 win over NY Rangers.

- January 2, 1944: The Bruins set a club mark for goals scored in a road game with a 13-3 win at NY Rangers.
- January 4, 1944: Bill Cowley has two assists in a 6-4 win over Chicago, giving him 264 on his career and moving him into the top spot on the league's all-time assist list.
- February 29, 1944: Bert Gardiner becomes the first Boston goaltender to be credited with an assist since Tiny Thompson in 1936.
- March 4, 1944: Bill Cowley ties his team records for goals and points in a game with a 4-2=6 effort in a 10-9 win over NY Rangers. A modern-day NHL record is set for total goals in a game, which is matched just 12 days later in a 10-9 loss in Detroit.

1944-45

Gm	Date	Opponent	Score
1	Oct. 28	at Montreal	L 2-3
2	29	at Detroit	L 1-7
3	Nov. 4	at Toronto	L 2-7
4	5	at Chicago	W 6-3
5	12	at New York	T 5-5
6	14	Chicago	W 7-5
7	18	at Montreal	L 3-6
8	19	at Detroit	L 3-4
9	21	Montreal	L 1-4
10	23	Toronto	W 5-1
11	26	New York	W 8-4
12	28	Detroit	L 3-6
13	30	at Chicago	W 7-2
14	Dec. 3	Toronto	W 5-4
15	5	Montreal	L 1-4
16	9	at Toronto	W 5-3
17	10	at Detroit	L 6-7
18	12	New York	W 7-5
19	16	at Montreal	L 5-8
20	19	Detroit	L 3-6
21	28	Chicago	W 2-1
22	31	at New York	L 2-3
23	Jan. 2	Montreal	L 3-6
24	7	at Detroit	L 4-8
25	10	at New York	L 1-5
26	13	at Toronto	L 1-2
27	14	at Chicago	L 1-4
28	16	Toronto	W 5-3
29	21	New York	W 14-3
30	23	Detroit	L 4-5
31	27	at Montreal	L 3-11
32	28	Montreal	L 1-4
33	30	Chicago	L 3-5
34	Feb. 3	at Toronto	W 4-2
35	4	New York	T 3-3
36	6	Toronto	L 1-5
37	11	Detroit	L 2-3
38	13	Chicago	W 3-2
39	17	New York	W 6-1
40	18	at New York	L 1-2
41	21	at Chicago	L 0-5
42	25	at New York	T 4-4
43	Mar. 4	at Detroit	L 4-10
44	6	Toronto	L 2-5
45	8	at Montreal	L 2-3
46	10	at Toronto	L 2-9
47	11	Chicago	W 7-2
48	13	Detroit	T 2-2
49	15	at Chicago	W 5-3
50	18	Montreal	L 2-4

Player	GP	G	A	PTS	PIM
Bill Cowley	49	25	40	65	12
Herb Cain	50	32	13	45	16
Bill Jennings	39	20	14	34	25
Ken Smith	49	20	14	34	2
Frank Mario	44	8	18	26	24
Bill Cupolo	49	11	14	25	10
Armand Gaudreault	45	15	9	24	27
John Crawford	40	5	19	24	10
Dit Clapper	46	8	15	23	16
Pat Egan	48	7	15	22	86
Jean-Paul Gladu	40	6	14	20	2
Gino Rozzini	31	5	10	15	20
Bill Thoms/Chicago	21	2	6	8	8
/Boston	17	4	2	6	0
/Total	38	6	8	14	8
Art Jackson	20	5	8	13	10
Jack Shewchuk	47	1	7	8	31
Jack McGill	14	4	2	6	0
Norm Calladine	11	3	1	4	0
Tom Brennan	1	0	1	1	0
Murray Henderson	5	0	1	1	4
Marcel Filion	1	0	0	0	0


Ferry Flaman	1	0	0	0	0
Pete Leswick	2	0	0	0	0
Harvey Bennett	25	0	0	0	0
Paul Bibeault	26	0	0	0	0

Goaltender	GP	MINS	W-L-T	GA	GAA
Harvey Bennett	25	1470	10-12-2	104	4.24
Paul Bibeault	26	1530	6-18-2	114	4.51

1944-45 NOTABLES:

Home Record..... 11-12-2
Road Record..... 5-18-2
Overall Record..... 16-30-4

- Bill Cowley finishes fourth overall in league scoring and is named to the league's Second All-Star Team.
- January 16, 1945: Herb Cain ties a club record with four goals in a 5-3 win over Toronto as the Bruins snap a six-game losing streak.
- January 21, 1945: Bill Cowley scores four goals and Ken Smith scores a hat trick of his own in a 14-3 win over the NY Rangers. It remains a club record for goals scored in a game. Bill Thoms, Frank Mario (two) and Ken Smith also combine for a league-record four goals in just a 1:20 span of the second period in the game.



Ken Smith scored the fourth of a league-record four goals in a 1:20 span on January 21, 1945.

1945-46

Gm	Date	Opponent	Score
1	Oct. 24	Chicago	L 4-5
2	27	at Toronto	T 1-1
3	28	at Detroit	L 0-7
4	Nov. 4	Montreal	W 6-5
5	7	at Toronto	W 4-3
6	10	at Montreal	L 3-5
7	11	at New York	W 7-1
8	21	Montreal	W 3-0
9	25	Toronto	W 5-3
10	28	New York	W 5-1
11	Dec. 2	Detroit	T 2-2
12	5	Chicago	W 6-3
13	9	at Chicago	L 3-8
14	12	Detroit	T 2-2
15	15	at Montreal	T 3-3
16	16	Toronto	T 3-3
17	19	New York	W 8-7
18	23	Montreal	L 1-4
19	29	at Toronto	W 4-3
20	30	at Detroit	T 3-3
21	Jan. 1	Detroit	W 4-0
22	5	at Montreal	L 2-4
23	6	at New York	L 2-4
24	10	at Detroit	L 1-2
25	12	Chicago	W 4-3
26	16	New York	W 3-2
27	17	at New York	W 4-2
28	19	at Montreal	L 1-3
29	20	Montreal	W 3-0
30	23	Toronto	W 7-1
31	26	at Detroit	W 4-2
32	27	at Chicago	L 1-4
33	30	Chicago	W 4-3
34	Feb. 2	at Toronto	W 5-3
35	3	at Chicago	L 1-3
36	6	Toronto	T 3-3
37	10	Montreal	L 0-2
38	13	Detroit	W 3-0
39	14	at New York	T 2-2
40	16	New York	L 2-6
41	20	at Chicago	L 3-4
42	23	at Toronto	L 2-7
43	24	at Detroit	L 3-4

44	Feb. 27	at Montreal	W	5-3
45	Mar. 3	at Chicago	L	3-5
46	6	Detroit	W	4-2
47	10	Toronto	W	7-3
48	12	at New York	W	3-2
49	13	New York	L	3-5
50	17	Chicago	W	5-3

Player	GP	G	A	PTS	PIM
Don Gallinger	50	17	23	40	18
Woody Dumart	50	22	12	34	2
Bep Guidolin	50	15	17	32	62
Milt Schmidt	48	13	18	31	21
Herb Cain	48	17	12	29	4
Bill Shill	45	15	12	27	12
Bill Cowley	26	12	12	24	6
Terry Reardon	49	12	11	23	21
Bobby Bauer	39	11	10	21	4
Jack McGill	46	6	14	20	21
Pat Egan	41	8	10	18	32
John Crawford	47	7	9	16	10
Murray Henderson	48	4	11	15	30
Ken Smith	23	2	6	8	0
Jack Church	43	2	6	8	28
Dit Clapper	30	2	3	5	0
Roy Conacher	4	2	1	3	0
Mike McMahon/Montreal	13	0	1	1	2
/Boston	2	0	0	0	2
/Total	15	0	1	1	4
Armand Delmonte	1	0	0	0	0
Ferry Flaman	1	0	0	0	0
Gordie Bruce	5	0	0	0	0
Paul Bibeault	16	0	0	0	0
Frank Brimsek	34	0	0	0	0

Goaltender	GP	MINS	W-L-T	GA	GAA
Paul Bibeault	16	960	8-4-4	45	2.81
Frank Brimsek	34	2040	16-14-4	111	3.26



John Crawford earned First Team NHL All-Star honors in 1945-46.

1945-46 NOTABLES:

Home Record..... 11-5-4
Road Record..... 13-13-4
Overall Record..... 24-18-8

- John Crawford was voted to the NHL's First All-Star Team and Frank Brimsek earned a Second-Team berth.
- December 5, 1945: Milt Schmidt scores his first goal since returning from RCAF duty in a 6-3 win over Chicago.
- December 19, 1945: Frank Brimsek earns an 8-7 win in his first post-war game.
- January 1, 1946: The Bruins snap a 22-game winless stretch against Detroit with their first victory over the Red Wings since December 28, 1943.

1946-47

Gm	Date	Opponent	Score
1	Oct. 19	at Montreal	T 1-1
2	20	Chicago	T 2-2
3	23	Toronto	T 3-3
4	26	New York	W 3-1
5	30	at New York	T 3-3
6	Nov. 2	at Toronto	W 5-0
7	3	at Chicago	L 3-5
8	6	at Detroit	T 3-3
9	9	at Montreal	L 2-5
10	10	at New York	W 4-0
11	13	Detroit	W 5-2
12	17	Montreal	L 1-4
13	20	Toronto	W 4-1
14	24	Montreal	L 2-4
15	27	New York	W 5-2

REGULAR SEASON SCORING & RESULTS

16	Dec.	1	Detroit	T	3-3
17		4	Toronto	T	2-2
18		7	at Toronto	L	1-5
19		8	New York	L	4-6
20		11	Chicago	W	4-1
21		15	Detroit	W	3-2
22		18	New York	W	3-2
23		21	at Montreal	L	1-5
24		22	at Chicago	L	1-5
25		25	Chicago	L	3-5
26		28	at Toronto	L	3-4
27		29	at New York	T	2-2
28	Jan.	1	New York	W	3-1
29		4	at Montreal	L	1-4
30		5	at Detroit	L	1-3
31		8	at New York	W	3-1
32		11	at Toronto	L	3-4
33		12	at Detroit	L	1-5
34		15	Chicago	W	6-3
35		18	Chicago	W	3-1
36		19	Toronto	W	3-2
37		22	Montreal	L	3-4
38		25	at Montreal	L	1-4
39		26	Detroit	W	4-3
40		29	Detroit	W	4-1
41	Feb.	1	at Detroit	T	2-2
42		2	at Chicago	L	1-3
43		5	Montreal	L	2-3
44		8	at Toronto	L	2-5
45		9	at Chicago	L	4-6
46		12	New York	W	10-1
47		16	Montreal	T	2-2
48		19	at New York	L	0-6
49		20	at Detroit	L	0-3
50		23	at Chicago	W	9-4
51	Mar.	1	at Montreal	W	2-1
52		2	at New York	W	3-2
53		5	Toronto	W	5-4
54		9	Detroit	W	6-0
55		12	at Chicago	W	8-3
56		13	at Detroit	W	3-2
57		15	at Toronto	T	5-5
58		16	Toronto	W	5-3
59		19	Chicago	W	7-3
60		23	Montreal	L	2-3

Player	GP	G	A	PTS	PIM
Milt Schmidt	59	27	35	62	40
Bobby Bauer	58	30	24	54	4
Woody Dumart	60	24	28	52	12
Bill Cowley	51	13	25	38	16
Joe Carveth	51	21	15	36	18
Don Gallinger	47	11	19	30	12
Pat Egan	60	7	18	25	89
Bep Guidolin	56	10	13	23	73
Ken Smith	60	14	7	21	4
Terry Reardon	60	6	14	20	17
John Crawford	58	1	17	18	16
Murray Henderson	57	5	12	17	63
Jack McGill	25	5	9	14	19
Mark Marquess	27	5	4	9	6
Walter Pratt	31	4	4	8	25
Ferny Flaman	23	1	4	5	41
Eddie Barry	19	1	3	4	2
Clare Martin	6	3	0	3	0
Bill Shill	27	2	0	2	2
Don Grosso	33	0	2	2	2
Norm McAtee	13	0	1	1	0
John Peirson	5	0	0	0	0
Dit Clapper	6	0	0	0	0
Frank Brimsek	60	0	0	0	2

Goaltender	GP	MINS	W-L-T	GA	GAA
Frank Brimsek	60	3600	26-23-11	175	2.92

1946-47 NOTABLES:

Home Record..... 18-7-5
Road Record..... 8-16-6
Overall Record 26-23-11

- Milt Schmidt earns First Team All-Star honors while Frank Brimsek, Woody Dumart and Bobby Bauer are named to the Second Team.
- Bobby Bauer wins his third Lady Byng Trophy.
- The "Kraut Line" of Milt Schmidt, Bobby Bauer and Woody Dumart finish fourth, seventh and tenth, respectively, in the league's scoring race.
- November 27, 1946: Dit Clapper becomes the first player in NHL history to play 20 seasons when he dresses for his first game of the year, a 5-2 win vs. NY Rangers.
- February 12, 1947: Bill Cowley becomes the NHL's all-time leading scorer with his 529th career point. Dit Clapper plays

his final NHL game, his #5 jersey is immediately retired by the team and he is inducted into the Hockey Hall of Fame.



Dit Clapper played six games in 1946-47 while also serving as the team's coach and became the first player in NHL history to play 20 seasons. He was inducted into the Hockey Hall of Fame prior to his last game on February 12, 1947.

1947-48

Gm	Date	Opponent	Score
1	Oct.	19 New York	W 3-1
2		22 Montreal	W 3-1
3		25 at Montreal	L 0-5
4		26 Chicago	W 3-2
5		29 at New York	W 3-1
6	Nov.	1 at Toronto	T 1-1
7		2 at Detroit	L 1-2
8		5 at Chicago	W 2-1
9		12 at New York	W 8-2
10		15 at Montreal	W 9-1
11		16 Detroit	L 2-3
12		19 Toronto	W 7-2
13		22 at Toronto	L 3-4
14		23 Montreal	T 2-2
15		26 at Chicago	L 3-5
16		27 at Detroit	L 1-4
17		30 Toronto	T 0-0
18	Dec.	3 Chicago	T 4-4
19		6 New York	T 5-5
20		7 Montreal	W 1-0
21		10 at Chicago	L 5-6
22		14 Toronto	T 1-1
23		17 at New York	L 2-5
24		20 at Montreal	W 4-2
25		21 Detroit	L 5-6
26		25 Chicago	L 1-6
27		27 at Toronto	L 1-2
28		28 at Detroit	L 0-3
29		31 at New York	L 3-7
30	Jan.	1 New York	W 4-1
31		3 at Montreal	T 2-2
32		10 at Detroit	W 4-1
33		11 at Chicago	L 1-4
34		14 Detroit	T 3-3
35		17 at Toronto	L 1-4
36		18 Montreal	T 1-1
37		21 Toronto	W 2-1
38		25 New York	W 6-4
39		28 Detroit	L 2-4
40		31 Chicago	L 4-7
41	Feb.	1 Montreal	L 0-3
42		4 Toronto	L 2-4
43		8 at Detroit	W 3-1
44		11 Chicago	L 0-3
45		14 New York	T 4-4
46		15 Detroit	W 3-1
47		18 at Chicago	W 4-2
48		21 at Montreal	W 3-1
49		22 at New York	L 1-4
50		25 at Toronto	L 2-4
51		29 at Chicago	L 1-5
52	Mar.	3 Chicago	T 4-4
53		4 at Montreal	T 1-1
54		7 Toronto	W 3-1
55		10 New York	W 6-3
56		13 at Toronto	L 2-5
57		14 at Detroit	W 5-1
58		16 at New York	W 6-2
59		17 Detroit	T 0-0
60		21 Montreal	W 4-3

Player	GP	G	A	PTS	PIM
Grant Warwick/New York	40	17	12	29	28
/Boston	18	6	5	11	10

/Total	58	23	17	40	38
Woody Dumart	59	21	16	37	14
Pete Babando	60	23	11	34	52
Jimmy Peters/Montreal	22	1	4	5	8
/Boston	37	12	14	26	36
/Total	59	13	18	31	44
Don Gallinger	54	10	21	31	37
Milt Schmidt	33	9	17	26	28
Ed Sandford	59	10	15	25	25
Ken Smith	60	11	12	23	4
Billy Taylor	39	4	16	20	25
Wally Wilson	53	11	8	19	18
Pat Egan	60	8	11	19	81
Clare Martin	59	5	13	18	34
Joe Carveth	22	8	9	17	2
Murray Henderson	49	6	8	14	50
Paul Ronty	24	3	11	14	0
John Crawford	45	3	11	14	10
Ed Harrison	52	6	7	13	6
John Guilty/Montreal	16	2	4	6	4
/Boston	10	3	1	4	2
/Total	26	5	5	10	6
Ferny Flaman	56	4	6	10	69
John Peirson	15	4	2	6	0
Arnie Kullman	1	0	0	0	0
Ray Manson	1	0	0	0	0
Frank Brimsek	60	0	0	0	0

Goaltender	GP	MINS	W-L-T	GA	GAA
Frank Brimsek	60	3600	23-24-13	168	2.80



Woody Dumart finished second in the team's scoring race in 1947-48.

1947-48 NOTABLES:

Home Record..... 12-8-10
Road Record..... 11-16-3
Overall Record 23-24-13

- Frank Brimsek earns his eighth All-Star berth when he was named to the NHL's Second Team in goal.
- October 19, 1947: The Bruins' home opener is repeatedly delayed by fog caused by 80 degree temperatures inside Boston Garden. There is a 40-minute delay following the second period so players from both teams could get their skates sharpened due to soft ice.

1948-49

Gm	Date	Opponent	Score
1	Oct.	16 at Toronto	W 4-1
2		20 Chicago	W 8-3
3		24 New York	W 4-1
4		28 at Chicago	W 5-1
5		30 at Montreal	T 3-3
6		31 at New York	L 0-2
7	Nov.	7 at Detroit	L 3-7
8		11 Detroit	W 4-1
9		14 Montreal	W 3-2
10		17 Toronto	W 2-1
11		20 at Toronto	T 2-2
12		21 New York	L 1-4
13		24 at Detroit	W 5-3
14		27 at Montreal	W 2-0
15		28 Toronto	W 6-2
16	Dec.	1 Chicago	W 5-1
17		4 Detroit	L 2-3
18		5 Montreal	W 2-1
19		7 at New York	T 2-2
20		8 at Chicago	L 3-4
21		11 at Toronto	L 2-3
22		12 Toronto	L 3-4
23		15 Montreal	L 2-4
24		19 at Chicago	L 2-7
25		22 Detroit	W 5-2

REGULAR SEASON SCORING & RESULTS

26	Dec.	23	at Montreal	L	2-4
27		25	Chicago	W	2-1
28		29	at Detroit	L	2-10
29		31	at New York	T	2-2
30	Jan.	1	New York	W	4-1
31		5	at Toronto	L	0-4
32		6	at Detroit	W	3-2
33		9	at Chicago	L	2-4
34		12	Montreal	L	3-5
35		16	Chicago	W	3-1
36		19	at New York	W	5-2
37		22	at Montreal	L	2-4
38		23	Montreal	W	3-0
39		26	Toronto	L	1-3
40		30	Detroit	L	0-4
41	Feb.	2	New York	W	5-3
42		5	at Montreal	W	3-2
43		6	Toronto	L	2-4
44		9	Chicago	W	5-3
45		12	New York	W	4-2
46		13	Detroit	T	4-4
47		16	at Chicago	L	1-5
48		19	at Toronto	L	2-5
49		21	at Detroit	T	2-2
50		23	at New York	W	3-2
51		27	at Chicago	T	2-2
52	Mar.	2	Detroit	T	1-1
53		5	at Montreal	L	0-4
54		6	Montreal	L	0-1
55		9	New York	W	8-1
56		12	at Toronto	W	2-1
57		13	at Detroit	W	6-2
58		15	at New York	W	4-2
59		16	Chicago	L	3-4
60		20	Toronto	W	7-2

Player	GP	G	A	PTS	PIM
Paul Ronty	60	20	29	49	11
John Peirson	59	22	21	43	43
Ken Smith	59	20	20	40	6
Grant Warwick	58	22	15	37	14
Ed Sandford	56	16	20	36	57
Pete Babando	58	19	14	33	34
Milt Schmidt	44	10	22	32	25
Jimmy Peters	60	16	15	31	8
Pat Egan	60	6	18	24	92
Woody Dumart	59	11	12	23	6
Ferry Flaman	60	4	12	16	62
John Crawford	55	2	13	15	14
Murray Henderson	60	2	9	11	28
Ed Harrison	59	5	5	10	20
Dave Creighton	12	1	3	4	0
Ed Kryzanowski	36	1	3	4	10
Zellio Toppazzini	5	1	1	2	0
Cliff Thompson	10	0	1	1	0
Les Colvin	1	0	0	0	0
Gordon Henry	1	0	0	0	0
Jack Gelineau	4	0	0	0	0
Frank Brimsek	54	0	0	0	2

Goaltender	GP	MINS	W-L-T	GA	GAA
Gordon Henry	1	60	1-0-0	0	0.00
Frank Brimsek	54	3240	26-20-8	147	2.72
Jack Gelineau	4	240	2-2-0	12	3.00
Les Colvin	1	60	0-1-0	4	4.00



The Bruins adopted their famous "Spoked B" logo for their 25th season in 1948-49.

1948-49 NOTABLES:

Home Record.....	18-10-2
Road Record.....	11-13-6
Overall Record	29-23-8

- Paul Ronty (sixth) and John Peirson (tenth) rank among the league's scoring leaders.
- January 23, 1949: Gordon Henry records a 3-0 shutout over Montreal in his first NHL game. Henry had been recalled that day from Hershey to replace Frank Brimsek, who had returned to Minnesota for a family emergency.

1949-50

Gm	Date	Opponent	Score
1	Oct. 12	at Detroit	L 1-2
2	16	New York	T 2-2
3	19	Chicago	W 7-4
4	22	at Montreal	W 2-1
5	23	Montreal	T 0-0
6	26	at New York	L 2-5
7	29	at Toronto	L 1-8
8	30	at Chicago	L 4-10
9	Nov. 2	at Detroit	L 3-5
10	5	at Montreal	T 3-3
11	9	Chicago	L 1-3
12	12	Detroit	L 5-7
13	13	Toronto	W 4-2
14	16	at New York	L 1-2
15	17	at Chicago	L 3-8
16	20	Montreal	W 2-1
17	23	Toronto	W 3-1
18	26	at Toronto	T 3-3
19	27	New York	T 1-1
20	30	at Detroit	L 0-3
21	Dec. 1	at Chicago	L 4-5
22	3	Chicago	W 5-3
23	4	Montreal	W 4-2
24	7	Detroit	L 1-2
25	8	at Montreal	T 2-2
26	10	at Toronto	L 1-2
27	11	Toronto	W 2-0
28	14	Detroit	L 2-5
29	17	New York	L 1-3
30	18	Montreal	W 3-1
31	21	at Chicago	W 4-1
32	24	at Toronto	W 8-4
33	25	Chicago	T 4-4
34	28	at Detroit	T 2-2
35	31	at New York	L 1-4
36	Jan. 1	New York	W 6-0
37	5	at Montreal	L 3-5
38	8	at Detroit	W 4-3
39	11	Detroit	W 2-1
40	14	at Toronto	L 3-4
41	15	Chicago	L 1-5
42	18	at New York	W 4-2
43	21	at Montreal	L 1-3
44	22	Montreal	L 4-5
45	25	at Detroit	T 4-4
46	26	at Chicago	L 1-5
47	28	New York	T 2-2
48	29	Detroit	W 4-1
49	Feb. 1	New York	W 3-2
50	5	Toronto	L 1-2
51	8	Toronto	L 1-3
52	11	Detroit	L 4-9
53	12	Montreal	T 3-3
54	15	at New York	T 2-2
55	19	at Chicago	T 4-4
56	22	at Toronto	L 1-3
57	25	at Montreal	L 2-3
58	26	at New York	L 3-4
59	Mar. 1	Toronto	W 5-2
60	4	New York	W 5-1
61	5	Chicago	W 11-4
62	8	Detroit	L 3-5
63	11	at Montreal	L 0-5
64	12	Toronto	T 2-2
65	15	at New York	W 4-1
66	18	at Detroit	T 1-1
67	19	at Chicago	W 4-3
68	22	Chicago	L 5-7
69	25	at Toronto	L 0-8
70	26	Montreal	T 3-3

Player	GP	G	A	PTS	PIM
Paul Ronty	70	23	36	59	8
John Peirson	57	27	25	52	49
Phil Maloney	70	15	31	46	6
Milt Schmidt	68	19	22	41	41
Ken Smith	66	10	31	41	12
Norman Poile/New York	28	3	6	9	8
/Boston	38	16	14	30	6
/Total	66	19	20	39	14
Woody Dumart	69	14	25	39	14
Dave Creighton	64	18	13	31	13

Ed Harrison	70	14	12	26	23
Bill Quackenbush	70	8	17	25	4
Sam Bettio	44	9	12	21	34
Ed Kryzanowski	57	6	10	16	12
Murray Henderson	64	3	8	11	42
Pete Horeck	34	5	5	10	22
Zellio Toppazzini	36	5	5	10	18
John Crawford	46	2	8	10	8
Ferry Flaman	69	2	5	7	122
Ed Sandford	19	1	4	5	6
Lorne Ferguson	3	1	1	2	0
Gordon Byers	1	0	1	1	0
Jack McIntyre	1	0	1	1	0
George Sullivan	3	0	1	1	0
Artie Kullman	12	0	1	1	11
Norm Corcoran	1	0	0	0	0
Dick Bittner	1	0	0	0	0
Bart Bradley	1	0	0	0	0
Gordon Henry	2	0	0	0	0
Ross Lowe	3	0	0	0	0
Jack Gelineau	67	0	0	0	0

Goaltender	GP	MINS	W-L-T	GA	GAA
Gordon Henry	2	120	0-2-0	5	2.50
Dick Bittner	1	60	0-0-1	3	3.00
Jack Gelineau	67	4020	22-30-15	220	3.28



Jack Gelineau won the Calder Trophy as the league's top rookie in 1949-50.

1949-50 NOTABLES:

- Jack Gelineau became the second Bruin to win the Calder Trophy.
- Paul Ronty (fifth) and John Peirson (eighth) again rank among the league's scoring leaders, despite the club's fifth-place finish in the standings.
- October 16, 1949: The ice at Boston Garden is painted white for the first time to make it easier to follow the puck.
- December 3, 1949: Bruins General Manager Art Ross is inducted into the Hockey Hall of Fame in pre-game ceremonies.
- February 12, 1950: Dick Bittner earns a 3-3 tie in his first and only NHL game. He had been recalled to replace an injured Jack Gelineau and played the game just four hours after recording a 4-0 shutout for the Boston Olympics over Atlantic City in an EABL game at Boston Garden.

1950-51

Gm	Date	Opponent	Score
1	Oct. 14	at Montreal	T 1-1
2	15	Montreal	L 1-2
3	18	Toronto	L 0-2
4	22	New York	T 0-0
5	25	at New York	T 1-1
6	28	at Toronto	L 2-4
7	29	at Detroit	L 0-2
8	Nov. 2	at Chicago	L 2-5
9	4	at Montreal	W 3-2
10	5	at Detroit	L 2-4
11	8	Detroit	T 3-3
12	11	Chicago	L 2-4
13	12	Toronto	L 0-7
14	15	at New York	W 4-3
15	18	Detroit	L 1-2
16	19	Toronto	W 3-1
17	23	at Chicago	L 1-4
18	25	New York	T 3-3
19	26	Montreal	L 1-3
20	29	Detroit	W 6-3
21	Dec. 2	New York	L 2-3

REGULAR SEASON SCORING & RESULTS

22	Dec.	3	at New York	W	5-3
23		6	Chicago	W	5-4
24		7	at Montreal	W	3-0
25		9	at Toronto	L	1-8
26		10	Montreal	W	5-2
27		14	at Detroit	L	2-4
28		16	Detroit	L	1-4
29		17	Toronto	L	2-4
30		20	at New York	T	4-4
31		21	at Chicago	W	3-1
32		23	at Toronto	T	2-2
33		25	Chicago	W	7-4
34		27	Chicago	T	4-4
35		31	at New York	L	0-3
36	Jan.	1	New York	W	3-2
37		4	at Montreal	W	4-2
38		7	at Detroit	L	0-3
39		9	at Chicago	W	5-4
40		13	at Montreal	L	0-4
41		14	Chicago	W	5-1
42		17	at New York	T	3-3
43		20	at Toronto	L	1-2
44		21	New York	W	5-1
45		25	at Detroit	T	3-3
46		27	Detroit	W	3-0
47		28	Montreal	T	1-1
48	Feb.	1	at Chicago	L	2-5
49		3	at Montreal	L	1-4
50		4	Toronto	T	3-3
51		7	New York	T	2-2
52		10	Montreal	W	6-0
53		11	Detroit	L	1-2
54		18	at Chicago	W	7-3
55		19	at Detroit	T	2-2
56		21	at New York	T	2-2
57		24	at Toronto	L	2-6
58		25	at Chicago	W	3-2
59		28	Detroit	T	1-1
60	Mar.	3	New York	T	3-3
61		4	Chicago	W	10-2
62		7	Montreal	L	2-3
63		10	at Toronto	L	3-5
64		11	Toronto	W	3-1
65		15	at Detroit	L	0-4
66		17	at Montreal	L	1-3
67		18	Montreal	T	2-2
68		21	Chicago	W	6-5
69		24	at Toronto	L	1-4
70		25	Toronto	L	0-1

Player	GP	G	A	PTS	PIM
Milt Schmidt	62	22	39	61	33
Woody Dumart	70	20	21	41	7
John Peirson	70	19	19	38	43
Bill Ezinicki	53	16	19	35	119
Lorne Ferguson	70	16	17	33	31
Paul Ronty	70	10	22	32	20
Duncan Fisher/New York	12	0	0	0	0
/Boston	53	9	20	29	20
/Total	65	9	20	29	20
Bill Quackenbush	70	5	24	29	12
Ed Sandford	51	10	13	23	33
Pete Horeck	66	10	13	23	57
Vic Lynn	56	14	6	20	69
Murray Henderson	66	4	7	11	37
Max Quackenbush	47	4	6	10	26
Dave Creighton	56	5	4	9	4
Ed Kryzanowski	69	3	6	9	10
Ross Lowe	43	5	3	8	40
Ken Smith	14	1	3	4	11
Hal Laycoe/Montreal	34	0	2	2	25
/Boston	10	1	1	2	4
Hal Laycoe/Total	44	1	3	4	29
Phil Maloney	13	2	0	2	2
Ferry Flaman	14	1	1	2	37
Ed Reigle	17	0	2	2	25
Ed Harrison	8	1	0	1	2
Zellio Toppazzini	4	0	1	1	0
Bob Armstrong	2	0	0	0	2
Steve Kraftcheck	21	0	0	0	8
Jack Gelineau	70	0	0	0	4

Golntender	GP	MINS	W-L-T	GA	GAA
Jack Gelineau	70	4199	22-30-18	197	2.81

1950-51 NOTABLES:

Home Record.....	13-12-10
Road Record.....	9-18-8
Overall Record.....	22-30-18

- Milt Schmidt wins the Hart Trophy as league MVP and finishes fifth overall in the league's scoring race.

- Schmidt and Bill Quackenbush are named First Team NHL All-Stars.
- March 4, 1951: Woody Dumart ties a club record with four goals in a 10-2 win over Chicago.



Bill Quackenbush earned First Team NHL All-Star honors in 1950-51.

1951-52

Gm	Date	Opponent	Score
1	Oct. 11	at Detroit	L 0-1
2	13	at Montreal	W 2-1
3	14	Montreal	L 3-4
4	17	at Toronto	L 2-4
5	21	New York	T 1-1
6	24	at New York	W 3-1
7	28	at Chicago	W 2-0
8	Nov. 1	at Detroit	W 3-2
9	4	at Chicago	W 4-2
10	6	Detroit	T 0-0
11	8	at Montreal	L 2-4
12	11	Toronto	T 1-1
13	13	Chicago	L 1-3
14	17	at Toronto	T 1-1
15	18	Montreal	T 3-3
16	20	Detroit	L 0-2
17	21	at New York	T 3-3
18	25	Toronto	L 1-4
19	27	New York	T 1-1
20	29	at Detroit	T 1-1
21	Dec. 2	Montreal	W 4-1
22	4	Chicago	W 3-1
23	5	at New York	W 3-2
24	9	at Chicago	L 3-4
25	11	New York	W 4-2
26	12	at New York	L 3-6
27	15	at Montreal	L 1-3
28	16	Montreal	L 2-4
29	18	Detroit	T 5-5
30	22	at Toronto	L 2-3
31	23	Toronto	W 4-2
32	25	Chicago	L 2-6
33	29	at Toronto	L 0-4
34	Jan. 1	New York	L 2-4
35	5	at Montreal	W 3-2
36	6	at Detroit	L 2-4
37	8	at Chicago	W 7-2
38	13	Chicago	W 5-4
39	15	Toronto	L 0-1
40	17	at Detroit	L 0-5
41	19	at Toronto	L 2-6
42	20	Montreal	W 2-1
43	22	New York	T 3-3
44	26	at Montreal	L 3-5
45	27	Toronto	L 0-3
46	29	Detroit	W 3-1
47	31	at Chicago	T 0-0
48	Feb. 2	at Toronto	T 1-1
49	3	Montreal	W 1-0
50	5	Chicago	W 5-0
51	9	New York	L 2-4
52	10	Detroit	L 0-2
53	13	at New York	L 2-6
54	17	at Chicago	W 5-2
55	18	at Detroit	L 2-4
56	21	at Montreal	T 3-3
57	24	at New York	L 2-5
58	26	Detroit	L 3-4
59	Mar. 1	at Toronto	T 1-1
60	2	Toronto	T 2-2
61	4	New York	W 4-1
62	6	at Detroit	L 1-2
63	9	Chicago	W 4-2
64	11	Detroit	W 3-2
65	13	at Chicago	T 3-3
66	15	at Montreal	W 2-0

67	Mar.	16	Montreal	W	2-1
68		18	Chicago	W	4-0
69		19	at New York	L	4-6
70		23	Toronto	W	4-2

Player	GP	G	A	PTS	PIM
Milt Schmidt	69	21	29	50	57
John Peirson	68	20	30	50	30
Dave Creighton	49	20	17	37	18
Jack McIntyre	52	12	19	31	18
Duncan Fisher	65	15	12	27	2
Ed Sandford	65	13	12	25	54
Real Chevretils	33	8	17	25	8
George Sullivan	67	12	12	24	24
Fleming Mackell/Toronto	32	2	8	10	16
/Boston	30	1	8	9	24
/Total	62	3	16	19	40
Bill Quackenbush	69	2	17	19	6
Adam Brown	33	8	9	17	6
Woody Dumart	39	5	8	13	0
Gus Kyle	69	1	12	13	127
Hal Laycoe	70	5	7	12	61
Bill Ezinicki	28	5	5	10	45
Ed Kryzanowski	70	5	3	8	33
Lorne Ferguson	27	3	4	7	14
Leo Labine	15	2	4	6	9
Murray Henderson	56	0	6	6	51
Pentti Lund	23	0	5	5	0
Vic Lynn	12	2	2	4	4
Ray Barry	18	1	2	3	6
Bobby Bauer	1	1	1	2	0
Jim Morrison	14	0	2	2	2
Jim Henry	70	0	0	0	0

Golntender	GP	MINS	W-L-T	GA	GAA
Jim Henry	70	4200	25-29-16	173	2.47



"Sugar" Jim Henry earned an NHL Second Team All-Star berth in his first season with the Bruins in 1951-52.

1951-52 NOTABLES:

Home Record.....	15-12-8
Road Record.....	10-17-8
Overall Record.....	25-29-16


- Jim Henry and Milt Schmidt earn Second Team All-Star honors and Schmidt makes his fifth appearance among the league's top ten scoring leaders.
- March 18, 1952: The "Kraut Line" is honored in pre-game ceremonies and Bobby Bauer comes out of retirement to play one more game with his linemates.

1952-53

Gm	Date	Opponent	Score
1	Oct. 12	Montreal	T 1-1
2	16	Toronto	W 2-1
3	18	at Montreal	L 1-2
4	19	New York	T 2-2
5	22	at New York	T 3-3
6	25	at Toronto	W 4-0
7	26	at Chicago	T 1-1
8	30	at Detroit	L 1-4
9	Nov. 1	at Toronto	L 2-3
10	2	at Chicago	L 1-4
11	6	Detroit	W 2-0
12	9	Chicago	W 4-1
13	11	Toronto	W 4-0
14	13	at Detroit	L 0-3
15	15	at Montreal	L 0-2
16	16	Detroit	L 2-5
17	19	at Toronto	W 2-1
18	20	at Chicago	L 1-3
19	23	Toronto	W 6-5
20	27	New York	W 3-1

REGULAR SEASON SCORING & RESULTS

21	Nov.	30	Montreal	W	3-1
22	Dec.	4	Chicago	W	5-1
23		6	at Montreal	W	2-1
24		7	at Detroit	T	1-1
25		10	at New York	W	4-1
26		11	Detroit	L	1-10
27		14	Chicago	T	2-2
28		17	at New York	L	0-5
29		18	at Chicago	T	3-3
30		20	at Montreal	W	6-3
31		21	Montreal	L	3-4
32		25	New York	L	1-2
33		27	at Toronto	L	0-3
34		28	at Detroit	L	1-7
35	Jan.	1	Toronto	W	5-1
36		3	at Montreal	W	1-0
37		4	at New York	L	2-5
38		8	at Detroit	L	0-4
39		10	at Toronto	L	1-3
40		11	Chicago	L	2-4
41		15	Detroit	L	0-4
42		18	Toronto	W	2-1
43		22	Chicago	T	3-3
44		24	New York	W	9-0
45		25	New York	L	1-2
46		29	Toronto	T	2-2
47		31	at Montreal	T	0-0
48	Feb.	1	Montreal	W	4-3
49		5	Chicago	W	4-1
50		8	Detroit	L	3-5
51		12	Detroit	W	3-1
52		14	New York	W	5-4
53		15	Montreal	W	1-0
54		18	at New York	L	2-4
55		21	at Toronto	T	2-2
56		22	at Chicago	L	0-2
57		25	at New York	L	1-2
58		27	at Chicago	L	0-3
59	Mar.	1	at Chicago	T	2-2
60		2	at Detroit	L	2-10
61		5	Montreal	W	5-0
62		7	New York	L	1-2
63		8	Chicago	W	2-1
64		12	Detroit	T	2-2
65		14	at Toronto	W	3-1
66		15	Montreal	W	2-1
67		18	at New York	W	2-1
68		19	at Detroit	L	1-6
69		21	at Montreal	W	2-1
70		22	Toronto	L	1-3



Fleming Mackell led the team in scoring in 1952-53 and was named an NHL First Team All-Star.

Player	GP	G	A	PTS	PIM
Fleming Mackell	65	27	17	44	63
Ed Sandford	61	14	21	35	44
Milt Schmidt	68	11	23	34	30
Real Chevrefils	69	19	14	33	44
John Peirson	49	14	15	29	32
Joe Klukay	70	13	16	29	20
Jerry Toppazzini	69	10	13	23	34
Leo Labine	51	8	15	23	69
Jack McIntyre	70	7	15	22	31
Bill Quackenbush	69	2	16	18	6
Pentti Lund	54	8	9	17	2
Dave Creighton	45	8	8	16	14
Woody Dumart	62	5	9	14	2
Warren Godfrey	60	1	13	14	40
Hal Laycoe	54	2	10	12	36
George Sullivan	32	3	8	11	8
Bob Armstrong	55	0	8	8	45
Frank Martin	14	0	2	2	6
Duncan Fisher	7	0	1	1	0
Norm Corcoran	1	0	0	0	0
Jim Henry	70	0	0	0	0

Goaltender	GP	MINS	W-L-T	GA	GAA
Jim Henry	70	4200	28-29-13	170	2.43

1952-53 NOTABLES:

Home Record	19-10-6
Road Record	9-19-7
Overall Record	28-29-13

- Fleming Mackell is named a First Team NHL All-Star and ranks tenth among the league's scoring leaders.
- Bill Quackenbush earns a Second Team All-Star berth.
- January 24, 1953: George Sullivan has one goal and five assists in a 9-0 win over NY Rangers, setting a club record for assists and tying a club mark for points in a game.

1953-54

Gm	Date	Opponent	Score
1	Oct. 11	Montreal	W 4-1
2	15	Toronto	L 1-4
3	17	at Montreal	L 2-5
4	18	New York	W 3-2
5	22	at New York	L 3-4
6	24	at Toronto	W 3-2
7	25	at Chicago	W 4-3
8	31	at Detroit	W 3-1
9	Nov. 1	at Chicago	T 0-0
10	5	Chicago	W 4-2
11	7	at Montreal	L 2-5
12	8	Montreal	W 2-0
13	11	Detroit	T 2-2
14	14	at Toronto	L 0-2
15	15	Toronto	T 1-1
16	19	at Detroit	L 2-3
17	20	at Chicago	W 2-0
18	22	Montreal	T 2-2
19	25	at New York	L 3-5
20	26	New York	W 5-2
21	29	Toronto	W 2-1
22	Dec. 3	Chicago	W 3-1
23	5	at Montreal	L 2-4
24	6	Montreal	L 2-7
25	10	Detroit	W 6-3
26	12	at Detroit	L 1-7
27	13	at Chicago	T 2-2
28	16	at New York	L 3-4
29	17	Toronto	W 3-2
30	19	at Montreal	L 3-7
31	20	Detroit	L 2-4
32	25	Chicago	W 4-1
33	27	at Detroit	L 1-2
34	29	at New York	W 6-2
35	Jan. 1	New York	L 1-2
36	2	at Montreal	T 1-1
37	7	at Detroit	L 1-3
38	9	at Toronto	L 2-3
39	10	Chicago	W 5-3
40	14	Detroit	L 1-2
41	16	at Montreal	L 1-2
42	17	Montreal	W 3-2
43	20	at New York	L 3-8
44	21	at Chicago	W 3-2
45	23	New York	L 3-4
46	24	New York	W 2-1
47	28	Chicago	W 3-2
48	30	at Toronto	L 2-4
49	31	Toronto	W 2-0
50	Feb. 4	at Detroit	L 0-5
51	6	Detroit	L 2-4
52	7	Detroit	T 1-1
53	10	at Toronto	W 3-2
54	11	Toronto	L 1-3
55	13	New York	W 1-0
56	14	Montreal	W 4-1
57	17	at New York	L 1-2
58	20	at Toronto	L 2-3
59	21	at Chicago	W 4-3
60	24	at New York	W 5-3
61	Mar. 4	Montreal	T 1-1
62	6	at Montreal	T 3-3
63	7	Chicago	W 6-0
64	11	New York	W 1-0
65	13	at Toronto	W 2-1
66	14	Toronto	W 3-0
67	16	Detroit	W 4-2
68	18	at Detroit	T 3-3
69	19	at Chicago	L 0-7
70	21	Chicago	W 9-5

Player	GP	G	A	PTS	PIM
Ed Sandford	70	16	31	47	42


Fleming Mackell	67	15	32	47	60
John Peirson	68	21	19	40	55
Dave Creighton	69	20	20	40	27
Joe Klukay	70	20	17	37	27
Leo Labine	68	16	19	35	57
Cal Gardner	70	14	20	34	62
Milt Schmidt	62	14	18	32	28
Doug Mohns	70	13	14	27	27
Gus Bodnar/Chicago	45	6	15	21	28
/Boston	14	3	3	6	2
/Total	59	9	18	27	30
Frank Martin	68	3	17	20	38
Hal Laycoe	57	3	16	19	29
Bill Quackenbush	45	0	17	17	6
Warren Godfrey	70	5	9	14	71
Bob Armstrong	64	2	10	12	81
Jerry Toppazzini	38	3	7	10	26
Woody Dumart	69	4	3	7	6
Ray Gariepy	35	1	6	7	39
Real Chevrefils	14	4	1	5	2
Jim Henry	70	0	0	0	0

Goaltender	GP	MINS	W-L-T	GA	GAA
Jim Henry	70	4200	32-28-10	178	2.54

1953-54 NOTABLES:

Home Record	22-8-5
Road Record	10-20-5
Overall Record	32-28-10

- Ed Sandford and Fleming Mackell rank eighth and ninth, respectively, in the league's scoring race.
- Ed Sandford is named a Second-Team NHL All-Star.



Ed Sandford was named to the NHL's Second All-Star Team in 1953-54.

1954-55

Gm	Date	Opponent	Score
1	Oct. 9	at Montreal	L 1-4
2	11	Montreal	T 2-2
3	14	New York	W 5-3
4	17	Toronto	T 1-1
5	20	at New York	L 2-6
6	21	at Detroit	L 3-5
7	23	at Toronto	T 3-3
8	30	at Detroit	L 0-4
9	Nov. 4	Detroit	L 2-3
10	7	Montreal	L 3-4
11	10	Chicago	W 4-3
12	13	at Montreal	L 1-2
13	14	Toronto	L 1-3
14	17	at New York	T 2-2
15	18	at Chicago	W 5-1
16	20	at Toronto	W 1-0
17	21	Montreal	W 2-0
18	24	at New York	L 1-3
19	25	New York	T 2-2
20	28	Detroit	W 6-2
21	Dec. 1	at Toronto	L 0-6
22	2	at Chicago	W 3-2
23	4	New York	W 6-3
24	5	Toronto	L 2-4
25	9	Chicago	W 2-1
26	11	at Montreal	W 3-0
27	12	Montreal	T 2-2
28	16	Detroit	L 2-4
29	18	at Detroit	L 1-4
30	19	at Chicago	L 1-6
31	25	Chicago	T 3-3
32	30	at New York	L 1-6
33	Jan. 1	New York	W 4-0
34	2	at New York	T 3-3
35	5	at Toronto	W 2-1

REGULAR SEASON SCORING & RESULTS

36	Jan.	6	at Detroit	T	3-3
37		8	at Montreal	T	1-1
38		9	Toronto	T	1-1
39		12	at Chicago	T	1-1
40		13	at Detroit	L	0-4
41		15	at Toronto	L	2-4
42		16	Montreal	W	6-0
43		20	Detroit	W	3-2
44		22	New York	W	3-1
45		23	New York	L	0-2
46		27	Chicago	W	5-2
47		29	at Montreal	L	0-4
48		30	Toronto	W	3-0
49	Feb.	2	at Chicago	W	3-2
50		3	at Detroit	T	1-1
51		5	Detroit	W	8-4
52		6	Detroit	T	2-2
53		10	Chicago	W	4-2
54		12	New York	T	5-5
55		13	Toronto	T	3-3
56		16	at New York	T	2-2
57		17	at Chicago	L	2-10
58		19	at Toronto	T	1-1
59		21	at Detroit	T	2-2
60		23	at Chicago	T	3-3
61		26	at Montreal	L	1-4
62	Mar.	2	at New York	W	2-1
63		3	Montreal	L	1-4
64		5	at Toronto	T	2-2
65		6	Toronto	W	3-1
66		10	Chicago	L	2-3
67		12	at Montreal	L	1-2
68		13	Montreal	W	4-2
69		16	Detroit	L	4-5
70		20	Chicago	L	3-4

Player	GP	G	A	PTS	PIM
Leo Labine	67	24	18	42	75
Don McKenney	69	22	20	42	32
Real Chevrefils	64	18	22	40	30
Cal Gardner	70	16	22	38	40
Fleming Mackell	60	11	24	35	76
Lorne Ferguson	69	20	14	34	24
Ed Sandford	61	14	20	34	38
Doug Mohns	70	14	18	32	82
Bill Quackenbush	68	2	20	22	8
Ferry Flaman	70	4	14	18	150
Warren Godfrey	64	1	17	18	60
Leo Boivin/Toronto	7	0	0	0	8
/Boston	59	6	11	17	105
/Total	66	6	11	17	113
Hal Laycoe	70	4	13	17	32
Murray Costello	54	4	11	15	25
Milt Schmidt	23	4	8	12	26
Gus Bodnar	67	4	4	8	14
Bob Armstrong	57	1	3	4	38
Floyd Smith	3	0	1	1	0
Allen Teal	1	0	0	0	0
Norm Corcoran	2	0	0	0	2
Joe Klukay	10	0	0	0	4
Jim Henry	27	0	0	0	0
John Henderson	45	0	0	0	0

Goaltender	GP	MINS	W-L-T	GA	GAA
John Henderson	45	2658	15-13-16	113	2.55
Jim Henry	27	1542	8-13-5	75	2.92

1954-55 NOTABLES:

Home Record.....	16-10-9
Road Record.....	7-16-12
Overall Record.....	23-26-21



Leo Labine set an NHL record with five points in the second period on November 28, 1954.

- Ferry Flaman is named to the NHL's Second All-Star Team.
- The Bruins record a team-record 21 ties on the season.

- November 28, 1954: Leo Labine scores a hat trick in a 4-2-2 span and adds three assists in a 6-2 win over Detroit. He ties a club record for points in a game and his 3-2=5 totals in the second period ties an NHL record for points in a period.
- December 25, 1954: Milt Schmidt retires as a player and steps behind the Boston bench, earning a 3-3 tie with Chicago in his first game as the Bruins coach.
- March 13, 1955: Montreal's Maurice Richard is cut by a Hal Laycoe high stick and goes after Laycoe with his stick, also striking linesman Cliff Thompson, who is trying to restrain him. Richard earns a match penalty and Laycoe a high stick major penalty. The incident leads to a suspension of Richard for the remainder of the regular season and playoffs by NHL President Clarence Campbell and sparks the "Forum riot" when Campbell attends the next game in Montreal.

1955-56

Gm	Date	Opponent	Score
1	Oct. 8	at Montreal	L 0-2
2		Montreal	L 2-5
3		Toronto	W 2-0
4		at Toronto	T 2-2
5		New York	W 4-1
6		at Montreal	W 3-2
7		at Detroit	T 0-0
8		at Chicago	L 0-2
9		at New York	W 1-0
10	Nov. 3	Chicago	T 3-3
11		at Montreal	L 2-4
12		Montreal	T 3-3
13		New York	W 5-1
14		at Toronto	W 3-2
15		Detroit	T 0-0
16		at Chicago	L 1-6
17		at Toronto	L 2-3
18		Toronto	T 1-1
19		at New York	L 0-4
20		New York	L 0-5
21		at Montreal	L 1-3
22		Chicago	L 0-6
23	Dec. 1	Montreal	L 1-2
24		Detroit	L 0-5
25		Toronto	W 5-0
26		at Detroit	T 2-2
27		at Chicago	T 1-1
28		Montreal	L 2-4
29		Chicago	W 4-1
30		at Toronto	L 1-5
31		at Chicago	L 1-7
32		at New York	T 3-3
33		Detroit	L 2-3
34		Chicago	L 2-4
35		at Detroit	L 3-4
36		at New York	L 2-6
37	Jan. 1	New York	L 2-4
38		at Toronto	L 2-6
39		at Detroit	L 3-4
40		Chicago	L 0-5
41		at Montreal	W 2-0
42		Toronto	L 1-4
43		at Detroit	L 2-4
44		at Chicago	W 3-0
45		New York	W 3-1
46		Montreal	W 5-1
47		at Montreal	L 1-6
48		Toronto	W 3-1
49	Feb. 2	Chicago	T 2-2
50		New York	W 7-1
51		Detroit	W 3-1
52		at New York	T 3-3
53		Toronto	T 1-1
54		Detroit	W 3-2
55		Montreal	L 1-7
56		at Toronto	L 0-1
57		at Chicago	W 4-2
58		at New York	W 3-0
59		at Detroit	L 1-4
60		at Toronto	W 3-1
61		at Chicago	L 1-4
62		at New York	L 2-4
63	Mar. 1	Detroit	L 0-2
64		New York	W 5-2
65		Toronto	T 2-2
66		at Detroit	L 2-4
67		at Montreal	W 4-0
68		Montreal	W 3-1
69		Detroit	W 4-0
70		Chicago	L 2-3

Player	GP	G	A	PTS	PIM
Vic Stasiuk	59	19	18	37	118

Cal Gardner	70	15	21	36	59
Leo Labine	68	16	18	34	104
Don McKenney	65	10	24	34	18
John Peirson	33	11	14	25	10
Bill Quackenbush	70	3	22	25	4
Jerry Toppazzini/Detroit	40	1	7	8	29
/Boston	28	7	7	14	20
/Total	68	8	14	22	49
Ferry Flaman	62	4	17	21	70
Leo Boivin	68	4	16	20	80
Real Chevrefils	25	11	8	19	10
Doug Mohns	64	10	8	18	48
Marcel Bonin	67	9	9	18	49
Fleming Mackell	53	7	9	16	59
Lorne Ferguson	35	7	5	12	18
Murray Costello	41	6	6	12	19
Bob Armstrong	68	0	12	12	122
Hal Laycoe	65	5	5	10	16
Orval Tessier	23	2	3	5	6
Ed Panagabko	28	0	3	3	38
Lionel Heinrich	35	1	1	2	33
Bill Burega	4	0	1	1	4
Lorne Davis	15	0	1	1	0
John Henderson	1	0	0	0	0
Claude Pronovost	1	0	0	0	2
Ellard O'Brien	2	0	0	0	0
Al Nicholson	14	0	0	0	2

Goaltender	GP	MINS	W-L-T	GA	GAA
Claude Pronovost	1	60	1-0-0	0	0.00
Terry Sawchuk	68	4078	22-33-13	177	2.60
John Henderson	1	60	0-1-0	4	4.00



Vic Stasiuk led the Bruins in scoring in 1955-56.

1955-56 NOTABLES:

Home Record.....	14-14-7
Road Record.....	9-20-6
Overall Record.....	23-34-13

1956-57

Gm	Date	Opponent	Score
1	Oct. 11	Toronto	T 4-4
2		at Montreal	L 0-3
3		Montreal	W 3-1
4		at New York	L 0-2
5		at Toronto	T 2-2
6		at Detroit	T 3-3
7		at Montreal	W 1-0
8		at Chicago	L 0-4
9	Nov. 1	Chicago	W 5-2
10		New York	W 4-1
11		at New York	W 4-2
12		Detroit	W 3-1
13		at Montreal	W 3-1
14		Montreal	W 3-2
15		at Chicago	W 5-3
16	Nov. 17	at New York	T 4-4
17		Toronto	W 4-3
18		New York	L 3-4
19		at Toronto	W 3-2
20		Toronto	W 3-1
21		at New York	L 1-2
22		at Chicago	W 2-0
23	Dec. 2	Chicago	W 3-2
24		at Detroit	L 2-3
25		Detroit	W 5-3
26		Montreal	T 1-1
27		Chicago	W 3-2
28		at Montreal	L 4-6
29		Toronto	W 4-2
30		Detroit	T 1-1
31		at Toronto	W 3-2
32		at Chicago	L 1-4

REGULAR SEASON SCORING & RESULTS

33	Dec.	25	Chicago	L	2-4
34		27	Detroit	L	3-5
35		30	at Detroit	W	4-2
36	Jan.	1	New York	W	5-3
37		5	at Toronto	L	2-3
38		6	at Chicago	T	4-4
39		10	at Detroit	W	2-1
40		12	at Montreal	L	1-4
41		13	Montreal	L	1-3
42		17	Detroit	T	2-2
43		19	at Toronto	L	1-4
44		20	Toronto	L	2-3
45		26	New York	L	3-5
46		27	Montreal	W	5-2
47		31	Chicago	W	2-0
48	Feb.	2	at Montreal	W	2-1
49		3	New York	W	4-1
50		6	at New York	L	2-3
51		7	at Detroit	W	1-0
52		9	Montreal	T	2-2
53		10	Toronto	W	5-1
54		13	at Toronto	T	2-2
55		16	at Chicago	L	5-6
56		17	at Detroit	L	2-6
57		20	at New York	L	2-5
58		23	at Toronto	W	5-2
59		24	at Chicago	L	3-4
60		28	Chicago	W	4-0
61	Mar.	2	New York	L	2-3
62		3	Montreal	W	5-2
63		7	Detroit	L	2-4
64		9	Detroit	W	4-2
65		10	Toronto	T	3-3
66		13	at New York	W	2-1
67		16	at Montreal	T	2-2
68		17	Chicago	W	6-2
69		21	at Detroit	W	2-0
70		23	New York	L	2-4

Player	GP	G	A	PTS	PIM
Don McKenney	69	21	39	60	31
Real Chevrefils	70	31	17	48	38
Leo Labine	67	18	29	47	130
Vic Stasiuk	64	24	16	40	67
Doug Mohns	68	6	34	40	89
Fleming Mackell	65	22	17	39	76
John Peirson	68	13	26	39	41
Jerry Toppazzini	55	15	23	38	29
Larry Regan	69	14	19	33	29
Cal Gardner	70	12	20	32	64
Allan Stanley	60	6	25	31	45
Ferry Flaman	68	6	25	31	108
Bob Armstrong	57	1	15	16	79
Leo Boivin	55	2	8	10	55
Jack Bionda	35	2	3	5	41
Jack Caffery	47	2	2	4	20
Bob Beckett	18	0	3	3	2
Al Nicholson	5	0	1	1	0
Ed Panagabko	1	0	0	0	0
George Ranieri	2	0	0	0	0
Dick Cherry	6	0	0	0	4
Floyd Hillman	6	0	0	0	10
Norm DeFelice	10	0	0	0	0
Floyd Smith	24	0	0	0	4
Don Simmons	26	0	0	0	0
Terry Sawchuk	34	0	0	0	14

Goaltender	GP	MINS	W-L-T	GA	GAA
Terry Sawchuk	34	2040	18-10-6	81	2.38
Don Simmons	26	1560	13-9-4	63	2.42
Norm DeFelice	10	600	3-5-2	30	3.00



Larry Regan won the Calder Trophy in 1956-57 as the NHL's top rookie.

1956-57 NOTABLES:

Home Record..... 20-9-6

Road Record..... 14-15-6
Overall Record..... 34-24-12

- Larry Regan wins the Calder Trophy.
- Real Chevrefils and Ferry Flaman are named to the Second All-Star Team.
- Don McKenney finishes seventh overall in the league's scoring race.
- January 26, 1957: The Bruins play their first nationally televised game, the fourth NHL game on the CBS schedule. It is seen by an estimated 15 million people and is carried on 113 stations with Fred Cusick announcing the 5-3 NY Rangers win.


1957-58

Gm	Date	Opponent	Score
1	Oct. 12	Chicago	W 3-1
2	13	New York	W 3-1
3	16	at New York	W 6-2
4	17	at Detroit	W 5-1
5	19	at Toronto	L 0-7
6	22	at Chicago	L 1-2
7	24	at Detroit	L 3-4
8	26	at Montreal	L 3-4
9	31	New York	L 0-3
10	Nov. 2	at New York	L 0-5
11	3	Detroit	W 4-0
12	7	Toronto	L 3-5
13	9	at Montreal	L 2-4
14	10	Detroit	W 4-2
15	14	Chicago	W 5-2
16	16	at Toronto	W 4-2
17	17	Toronto	T 2-2
18	23	Montreal	L 2-4
19	24	at Chicago	T 2-2
20	27	at New York	W 5-2
21	28	New York	W 1-0
22	30	at Toronto	L 2-3
23	Dec. 1	Montreal	L 1-4
24	5	Detroit	W 7-2
25	7	Chicago	T 2-2
26	8	at Chicago	W 3-0
27	12	at Detroit	L 2-3
28	14	at Montreal	T 1-1
29	15	Toronto	L 1-3
30	19	New York	T 3-3
31	21	at Toronto	T 3-3
32	22	Montreal	L 1-4
33	25	Detroit	W 4-1
34	28	at Chicago	T 0-0
35	29	at Detroit	T 2-2
36	Jan. 1	Montreal	L 3-4
37	4	at New York	W 7-4
38	5	at Chicago	L 3-4
39	9	at Detroit	L 1-6
40	11	at Toronto	T 2-2
41	12	Toronto	L 3-5
42	16	New York	L 2-3
43	18	at Montreal	W 3-0
44	19	Montreal	L 2-6
45	23	Chicago	W 4-3
46	25	Detroit	W 5-3
47	26	Toronto	T 3-3
48	29	at New York	T 1-1
49	Feb. 1	at Montreal	L 1-3
50	2	New York	W 4-3
51	6	Chicago	L 1-4
52	8	at Toronto	W 7-3
53	9	Toronto	L 0-2
54	13	Detroit	W 5-0
55	15	Montreal	T 2-2
56	16	at New York	L 2-3
57	20	at Montreal	L 0-4
58	22	at Detroit	L 1-5
59	23	at Chicago	W 2-0
60	Mar. 1	at Chicago	W 3-2
61	4	at Detroit	W 2-1
62	6	Chicago	T 4-4
63	8	at Toronto	T 3-3
64	9	Toronto	W 7-0
65	13	Montreal	W 7-3
66	15	New York	L 0-4
67	16	Detroit	L 3-6
68	19	at New York	T 1-1
69	22	at Montreal	W 8-5
70	23	Chicago	W 7-5

Player	GP	G	A	PTS	PIM
Bronco Horvath	67	30	36	66	71
Fleming Mackell	70	20	40	60	72
Don McKenney	70	28	30	58	22
Vic Stasiuk	70	21	35	56	55

John Bucyk	68	21	31	52	57
Jerry Toppazzini	64	25	24	49	51
Larry Regan	59	11	28	39	22
Allan Stanley	69	6	25	31	37
Larry Hillman	70	3	19	22	60
Leo Labine	62	7	14	21	60
Doug Mohns	54	5	16	21	28
Real Chevrefils	44	9	9	18	21
Ferry Flaman	66	0	15	15	73
Carl Boone	34	5	3	8	28
Norm Johnson	15	2	3	5	8
Jack Bionda	42	1	4	5	50
Bob Armstrong	47	1	4	5	66
John Peirson	52	2	2	4	6
Leo Boivin	33	0	4	4	54
Gerry Ehman	1	1	0	1	0
Jack Caffery	7	1	0	1	2
Ross Wilson	1	0	0	0	0
Claude Evans	1	0	0	0	0
Willie O'Ree	2	0	0	0	0
Harry Pidhirny	2	0	0	0	0
Al Millar	6	0	0	0	0
Bob Beckett	9	0	0	0	2
Harry Lumley	24	0	0	0	2
Don Simmons	39	0	0	0	0

Goaltender	GP	MINS	W-L-T	GA	GAA
Ross Wilson	1	52	0-0-1	1	1.16
Don Simmons	39	2284	15-14-9	96	2.42
Harry Lumley	24	1440	11-10-3	70	2.92
Claude Evans	1	60	0-0-1	4	4.00
Al Millar	6	360	1-4-1	25	4.17



Willie O'Ree became the first black player in NHL history on January 18, 1958.

1957-58 NOTABLES:

Home Record..... 15-14-6
Road Record..... 12-14-9
Overall Record..... 27-28-15

- Ferry Flaman earns his third NHL Second Team All-Star berth.
- The Bruins place three players among the league's scoring leaders in Bronco Horvath (fifth), Fleming Mackell (seventh) and Don McKenney (tenth).
- January 18, 1958: Willie O'Ree becomes the first black player in NHL history when he plays his first NHL game with the Bruins in Montreal.

1958-59

Gm	Date	Opponent	Score
1	Oct. 9	at Montreal	L 2-3
2	11	New York	T 4-4
3	12	Montreal	W 4-2
4	15	at New York	T 4-4
5	18	at Toronto	L 2-3
6	19	at Chicago	W 4-1
7	23	at Detroit	L 1-3
8	25	at Montreal	W 5-2
9	29	at New York	T 2-2
10	30	Chicago	W 5-2
11	Nov. 1	Detroit	W 3-1
12	2	Toronto	W 2-0
13	8	at Toronto	L 3-5
14	9	New York	L 1-5
15	11	at Chicago	W 8-4
16	13	Detroit	L 1-3
17	15	at New York	L 2-4
18	16	Toronto	T 4-4
19	18	at Detroit	L 0-6
20	19	at Chicago	L 2-3
21	22	Detroit	W 2-1
22	23	Montreal	W 2-0

REGULAR SEASON SCORING & RESULTS

23	Nov.	27	New York	W	3-1
24		29	at New York	W	3-1
25		30	Toronto	L	1-2
26	Dec.	4	at Detroit	L	0-4
27		6	at Toronto	L	1-4
28		7	Montreal	L	1-4
29		13	Chicago	W	4-2
30		14	Toronto	W	6-3
31		17	at Chicago	L	2-5
32		20	at Toronto	T	2-2
33		21	Montreal	L	0-5
34		25	Chicago	W	4-2
35		27	at Montreal	L	1-6
36		28	at Detroit	L	3-5
37		31	at New York	L	3-4
38	Jan.	1	New York	L	2-5
39		3	at Detroit	W	8-2
40		4	at Chicago	L	3-5
41		8	Chicago	L	2-4
42		10	at Toronto	L	1-4
43		11	Montreal	T	3-3
44		15	Detroit	W	3-0
45		17	at Montreal	T	3-3
46		18	Toronto	W	4-3
47		24	at Toronto	W	3-1
48		25	New York	L	3-8
49		31	Detroit	W	5-4
50	Feb.	1	Toronto	W	6-4
51		5	Chicago	L	1-2
52		7	at Montreal	W	3-2
53		8	New York	W	4-1
54		11	at New York	W	5-3
55		12	Chicago	W	5-4
56		14	Montreal	L	1-2
57		15	at Chicago	T	3-3
58		21	at Montreal	L	0-6
59		22	at Detroit	W	4-1
60		28	at Chicago	L	2-5
61	Mar.	3	at Detroit	T	2-2
62		5	Detroit	W	3-0
63		7	at Toronto	L	1-4
64		8	Toronto	W	4-3
65		12	New York	W	5-4
66		14	Detroit	W	4-2
67		15	Montreal	W	5-3
68		18	at New York	W	5-3
69		21	at Montreal	W	4-3
70		22	Chicago	L	1-4



Don McKenney ranked ninth among NHL scorers in 1958-59.

Player	GP	G	A	PTS	PIM
Don McKenney	70	32	30	62	20
Vic Stasiuk	70	27	33	60	63
John Bucyk	69	24	36	60	36
Jerry Toppazzini	70	21	23	44	61
Fleming Mackell	57	17	23	40	28
Bronco Horvath	45	19	20	39	58
Leo Labine	70	9	23	32	74
Doug Mohns	47	6	24	30	40
Jim Morrison	70	8	17	25	42
Jean-Guy Gendron	60	15	9	24	57
Leo Boivin	70	5	16	21	94
Ferry Flaman	70	0	21	21	101
Norm Johnson	39	2	17	19	25
Larry Leach	29	4	12	16	26
Earl Reibel	63	6	8	14	14
Larry Hillman	55	3	10	13	11
Larry Regan	36	5	6	11	10
Bob Armstrong	59	1	9	10	50
Real Chevrefils	30	1	5	6	8
Jack Bionda	3	0	1	1	2
Gordon Redahl	18	0	1	1	0
Don Keenan	1	0	0	0	0
Dan Poliziani	1	0	0	0	0
Ken Yackel	6	0	0	0	2
Harry Lumley	11	0	0	0	0

Don Simmons	58	0	0	0	4
Goaltender	GP	MINS	W-L-T	GA	GAA
Harry Lumley	11	660	8-2-1	27	2.45
Don Simmons	58	3479	24-26-8	183	3.16
Don Keenan	1	60	0-1-0	4	4.00

1958-59 NOTABLES:

Home Record	21-11-3
Road Record	11-18-6
Overall Record	32-29-9

1959-60

Gm	Date	Opponent	Score
1	Oct. 8	at Montreal	L 1-4
2	10	New York	W 6-4
3	11	Montreal	W 8-4
4	14	at New York	W 4-3
5	17	at Toronto	L 0-3
6	18	at Chicago	T 2-2
7	22	at Detroit	L 1-4
8	24	at Montreal	L 1-5
9	29	Detroit	W 2-1
10	31	at Toronto	L 3-4
11	Nov. 1	Toronto	W 6-3
12	3	at Chicago	W 6-3
13	5	at Detroit	W 8-3
14	8	Chicago	W 5-3
15	11	at New York	L 3-6
16	12	Detroit	L 5-6
17	14	at Montreal	L 1-8
18	15	Montreal	L 1-4
19	21	Detroit	T 3-3
20	22	Toronto	L 1-2
21	25	at New York	T 3-3
22	26	New York	W 4-3
23	28	at Toronto	T 2-2
24	29	Montreal	L 2-4
25	Dec. 2	at Chicago	T 2-2
26	5	at Detroit	L 3-4
27	6	Chicago	L 3-6
28	10	Toronto	W 6-3
29	12	New York	L 3-4
30	13	at New York	L 3-4
31	16	at Chicago	L 0-4
32	20	Detroit	L 2-4
33	25	Chicago	W 5-1
34	27	at Chicago	L 1-6
35	29	at New York	W 4-3
36	Jan. 1	New York	W 7-3
37	2	at Montreal	L 5-6
38	3	at Detroit	L 3-4
39	7	Chicago	W 5-1
40	9	at Toronto	W 3-2
41	10	Toronto	W 4-0
42	14	New York	W 6-0
43	16	at Montreal	L 2-8
44	17	Montreal	L 1-3
45	20	at Chicago	L 1-3
46	21	at Detroit	L 2-5
47	23	at Toronto	T 3-3
48	24	Toronto	W 6-2
49	30	Detroit	W 3-2
50	31	Montreal	W 6-5
51	Feb. 4	Chicago	L 2-7
52	6	at Montreal	L 3-5
53	7	Toronto	W 3-0
54	11	Detroit	W 3-2
55	13	Montreal	W 7-6
56	14	New York	W 3-0
57	17	at Toronto	L 1-3
58	20	at Detroit	L 1-4
59	21	at New York	L 2-7
60	27	at Chicago	W 3-1
61	Mar. 1	at Detroit	L 2-3
62	3	Chicago	L 0-2
63	5	at Toronto	L 2-5
64	6	Toronto	L 1-3
65	10	New York	T 3-3
66	12	Detroit	W 5-1
67	13	Montreal	W 3-2
68	16	at New York	W 3-2
69	19	at Montreal	L 1-5
70	20	Chicago	T 5-5

Player	GP	G	A	PTS	PIM
Bronco Horvath	68	39	41	80	60
Don McKenney	70	20	49	69	28
Vic Stasiuk	69	29	39	68	121
John Bucyk	56	16	36	52	26

Doug Mohns	65	20	25	45	64
Jerry Toppazzini	69	12	33	45	26
Leo Labine	63	16	28	44	58
Jean-Guy Gendron	67	24	11	35	64
Charlie Burns	62	10	17	27	48
Leo Boivin	70	4	21	25	66
Fleming Mackell	47	7	15	22	19
Ferry Flaman	60	2	18	20	112
Larry Leach	69	7	12	19	47
Bob Armstrong	69	5	14	19	96
Dick Meissner	60	5	6	11	22
Aut Erickson	58	1	6	7	27
Dallas Smith	5	1	1	2	0
Lorne Davis	10	1	1	2	10
Nick Mickoski	18	1	0	1	2
Larry Hillman	2	0	1	1	2
Don Ward	31	0	1	1	18
Pierre Gagne	2	0	0	0	0
Gordon Turlik	2	0	0	0	2
Dale Rolfe	3	0	0	0	0
Stan Baluik	7	0	0	0	2
Don Simmons	28	0	0	0	4
Harry Lumley	42	0	0	0	12

Goaltender	GP	MINS	W-L-T	GA	GAA
Don Simmons	28	1676	12-13-3	91	3.36
Harry Lumley	42	2518	16-21-5	146	3.48



Bronco Horvath had a 22-game point streak in 1959-60.

1959-60 NOTABLES:

Home Record	21-11-3
Road Record	7-23-5
Overall Record	28-34-8

- Don McKenney wins the Lady Byng Trophy.
- Bronco Horvath is named to the Second All-Star Team.
- Horvath sets a team record with a 22-game point streak.
- The Bruins again place three players among the league's scoring leaders (Bronco Horvath, second; Don McKenney, eighth; and Vic Stasiuk, ninth) despite the club's fifth-place finish.
- March 20, 1960: Bronco Horvath is held scoreless following a first period injury in the final game of the season and Chicago's Bobby Hull has a third period assist in the 5-5 tie to win the NHL scoring title over Horvath, 81 points to 80.

1960-61

Gm	Date	Opponent	Score
1	Oct. 5	at New York	L 1-2
2	8	at Montreal	T 1-1
3	9	Montreal	T 4-4
4	11	Detroit	T 3-3
5	15	at Toronto	T 1-1
6	16	at Chicago	L 2-5
7	20	at Detroit	L 0-5
8	23	Chicago	T 2-2
9	27	New York	W 6-4
10	29	at Montreal	L 2-3
11	30	Montreal	W 5-3
12	Nov. 2	at Toronto	T 2-2
13	3	at Detroit	L 5-8
14	6	Chicago	W 4-0
15	10	Detroit	L 1-4
16	13	Toronto	L 2-4
17	16	at New York	L 3-4
18	17	at Chicago	L 2-4
19	19	Detroit	W 6-4
20	20	Toronto	L 2-3
21	23	at New York	L 3-6
22	24	New York	L 3-5
23	27	Montreal	L 0-3
24	30	at Chicago	T 2-2
25	Dec. 1	at Detroit	W 3-2
26	3	at Montreal	L 1-3

REGULAR SEASON SCORING & RESULTS

27	Dec.	4	Toronto	L	2-5
28		8	Chicago	W	5-1
29		10	New York	L	0-3
30		11	at New York	T	2-2
31		17	at Toronto	T	3-3
32		18	Montreal	L	2-4
33		22	Chicago	W	4-2
34		25	Toronto	L	1-4
35		28	at Chicago	L	3-4
36		31	at Montreal	L	1-3
37	Jan.	1	Montreal	W	3-2
38		5	Chicago	L	3-4
39		7	at Toronto	L	1-4
40		8	at Detroit	L	3-5
41		12	New York	T	4-4
42		14	at Montreal	L	0-4
43		15	Toronto	L	4-6
44		19	Detroit	W	4-2
45		21	at Toronto	W	3-1
46		22	at Chicago	L	3-8
47		25	at New York	L	1-2
48		26	Toronto	W	5-4
49		29	Detroit	L	1-3
50	Feb.	2	Chicago	T	2-2
51		4	New York	L	1-2
52		5	at New York	L	2-5
53		9	Montreal	L	1-5
54		11	at Toronto	L	3-6
55		12	New York	W	8-3
56		16	at Montreal	L	1-9
57		18	at Detroit	L	1-5
58		19	at Chicago	T	2-2
59		23	at Detroit	T	3-3
60		26	at Chicago	L	2-7
61	Mar.	1	at New York	L	1-3
62		2	Detroit	W	4-2
63		5	Montreal	L	1-2
64		7	at Detroit	L	1-3
65		9	Detroit	L	2-5
66		11	at Montreal	L	5-7
67		12	Toronto	L	0-5
68		15	New York	W	6-2
69		18	at Toronto	L	2-6
70		19	Chicago	W	4-3



Jerry Toppazzini led the team in scoring in 1960-61.

Player	GP	G	A	PTS	PIM
Jerry Toppazzini	67	15	35	50	35
Don McKenney	68	26	23	49	20
Charlie Burns	62	15	26	41	16
John Bucyk	70	19	20	39	48
Murray Oliver/Detroit	49	11	12	23	8
/ Boston	24	6	12	18	4
/ Total	70	17	22	39	16
Doug Mohns	66	12	21	33	63
Bronco Horvath	47	15	15	30	15
Vic Stasiuk	46	5	25	30	33
Andre Pronovost/Montreal	21	1	5	6	4
/ Boston	47	11	11	22	30
/ Total	68	12	16	28	34
Jimmy Bartlett	63	15	9	24	95
Leo Boivin	57	6	17	23	50
Leo Labine	40	7	12	19	34
Willie O'Ree	43	4	10	14	26
Gary Aldcorn/Detroit	46	2	6	8	16
/ Boston	24	2	3	5	12
/ Total	70	4	9	13	28
Ferry Flaman	62	2	9	11	59
Dallas Smith	70	1	9	10	77
Bob Armstrong	54	0	10	10	72
Gerry Ouellette	35	5	4	9	0
Tom McCarthy	24	4	5	9	0
Aut Erickson	68	2	6	8	65
Jean-Guy Gendron	23	1	7	8	24
Orval Tessier	32	3	4	7	0
Dick Meissner	9	0	1	1	2
Ted Green	1	0	0	0	2

Art Chisholm	3	0	0	0	0
Billy Carter	8	0	0	0	0
Don Simmons	18	0	0	0	6
Bruce Gamble	52	0	0	0	14

Goaltender	GP	MINS	W-L-T	GA	GAA
Don Simmons	18	1077	3-9-6	58	3.23
Bruce Gamble	52	3118	12-33-7	193	3.71

1960-61 NOTABLES:

Home Record..... 13-17-5
Road Record..... 2-25-8
Overall Record 15-42-13

- The Bruins finish with the league's worst record for the first time since their opening season in 1924-25.
- January 1, 1961: Willie O'Ree becomes the first black player in NHL history to score a goal in a 3-2 win over Montreal.

1961-62

Gm	Date	Opponent	Score
1	Oct.	New York	L 2-6
2		at New York	L 3-6
3		at Toronto	L 2-3
4		Montreal	T 5-5
5		at Chicago	L 3-5
6		at Detroit	L 3-7
7		at Montreal	L 2-6
8		Toronto	L 1-9
9		Detroit	W 4-0
10		Chicago	T 2-2
11	Nov.	at Montreal	W 5-2
12		Chicago	L 3-4
13		at New York	T 4-4
14		at Detroit	L 1-2
15		Toronto	W 4-3
16		Montreal	W 3-2
17		Detroit	L 2-6
18		New York	L 3-4
19		at Montreal	L 0-5
20		Toronto	L 1-4
21		at Chicago	L 4-7
22		at Detroit	L 1-3
23	Dec.	2 New York	W 3-1
24		3 at New York	L 1-3
25		7 Chicago	L 2-5
26		9 at Toronto	L 2-9
27		10 Montreal	L 3-4
28		13 at Chicago	T 2-2
29		14 at Detroit	L 0-5
30		16 at Montreal	L 4-8
31		17 Toronto	L 1-4
32		21 Detroit	W 4-2
33		23 at Toronto	W 7-4
34		25 Montreal	L 2-5
35		31 at New York	W 7-4
36	Jan.	1 New York	L 2-4
37		6 at Detroit	L 2-6
38		7 at Chicago	W 2-0
39		10 at Toronto	L 5-7
40		11 Chicago	L 0-6
41		13 at Montreal	L 3-5
42		14 Montreal	L 1-4
43		18 Detroit	W 5-3
44		20 at Toronto	W 5-4
45		21 Toronto	L 1-5
46		27 Chicago	W 5-3
47		28 Montreal	L 1-5
48		31 at New York	L 0-5
49	Feb.	1 New York	L 3-5
50		3 at Chicago	L 3-6
51		4 at Detroit	L 0-6
52		7 at Toronto	T 2-2
53		8 Chicago	L 2-6
54		10 Detroit	T 2-2
55		11 New York	L 3-5
56		15 at Montreal	L 1-9
57		18 at Chicago	L 0-6
58		21 at New York	L 2-4
59		24 at Toronto	L 2-7
60		25 at Chicago	L 0-8
61		28 at New York	T 2-2
62	Mar.	1 Chicago	L 4-5
63		4 Toronto	L 1-5
64		8 Detroit	L 0-3
65		10 at Montreal	L 2-5
66		11 Detroit	T 2-2
67		15 at Detroit	W 4-0
68		18 Montreal	W 6-2
69		22 New York	L 3-4

70	Mar.	25	Toronto	W	5-4
----	------	----	---------	---	-----

Player	GP	G	A	PTS	PIM
John Bucyk	67	20	40	60	32
Don McKenney	70	22	33	55	10
Jerry Toppazzini	70	19	31	50	26
Murray Oliver	70	17	29	46	20
Doug Mohns	69	16	29	45	74
Cliff Pennington	70	9	32	41	2
Charlie Burns	70	11	17	28	43
Andre Pronovost	70	15	8	23	74
Leo Boivin	65	5	18	23	70
Wayne Connelly	61	8	12	20	34
Terry Gray	42	8	7	15	15
Tom Williams	27	6	6	12	2
Ted Green	66	3	8	11	116
Ed Westfall	63	2	9	11	53
Bob Beckett	34	7	2	9	14
Larry Leach	28	2	5	7	18
Pat Stapleton	69	2	5	7	42
Dick Meissner	66	3	3	6	13
Bob Armstrong	9	2	1	3	20
Ed Chadwick	4	0	0	0	0
Dallas Smith	7	0	0	0	10
Orland Kurtenbach	8	0	0	0	6
Bruce Gamble	28	0	0	0	4
Don Head	38	0	0	0	14



Walter Brown, who served as the Bruins President from 1951-1964, was elected into the Hockey Hall of Fame in 1962.

Goaltender	GP	MINS	W-L-T	GA	GAA
Don Head	38	2280	9-26-3	158	4.16
Bruce Gamble	28	1680	6-18-4	121	4.32
Ed Chadwick	4	240	0-3-1	22	5.50

1961-62 NOTABLES:

Home Record..... 9-22-4
Road Record..... 6-25-4
Overall Record 15-47-8

1962-63

Gm	Date	Opponent	Score
1	Oct.	Montreal	W 5-0
2		at Toronto	T 2-2
3		Chicago	T 2-2
4		at Detroit	L 3-5
5		at Montreal	L 3-7
6		21 Toronto	L 4-6
7		25 Detroit	T 3-3
8	Nov.	1 Chicago	L 2-4
9		4 New York	L 3-4
10		7 at Chicago	T 3-3
11		10 Detroit	T 3-3
12		11 Montreal	L 2-4
13		14 at New York	L 2-6
14		18 Detroit	L 1-3
15		21 at New York	L 2-4
16		22 New York	L 1-7
17		24 at Montreal	T 5-5
18		25 Toronto	W 5-2
19		29 Chicago	L 0-5
20	Dec.	1 at Toronto	L 2-8
21		2 Montreal	L 0-3
22		5 at Chicago	L 4-5
23		6 at Detroit	L 3-5
24		8 New York	T 3-3
25		9 at New York	W 4-2
26		13 at Montreal	T 1-1
27		15 at Toronto	L 2-8
28		16 Montreal	L 2-5
29		19 at Chicago	L 2-3

REGULAR SEASON SCORING & RESULTS

30	Dec.	20	at Detroit	W	5-3
31		23	Toronto	L	4-5
32		25	New York	W	6-2
33		27	at New York	L	3-9
34		30	at Chicago	L	2-4
35	Jan.	1	Toronto	W	3-0
36		3	at Montreal	L	1-4
37		5	at Toronto	L	2-4
38		6	at Detroit	T	5-5
39		10	Chicago	W	5-4
40		12	at Montreal	L	2-7
41		13	Toronto	T	2-2
42		16	at Chicago	W	5-4
43		17	at Detroit	L	3-5
44		19	New York	L	3-5
45		20	Montreal	T	3-3
46		24	Toronto	L	3-6
47		26	at Toronto	W	5-2
48		27	Detroit	L	3-5
49		31	Chicago	L	2-9
50	Feb.	2	Detroit	T	4-4
51		3	at New York	W	6-4
52		7	at Detroit	T	3-3
53		10	Montreal	T	5-5
54		12	New York	W	6-3
55		14	at Montreal	W	2-1
56		16	at Detroit	L	1-3
57		17	at Chicago	L	1-3
58		20	at New York	T	3-3
59		23	at Toronto	W	4-2
60		24	at Chicago	L	3-4
61		28	Detroit	W	5-3
62	Mar.	3	Toronto	L	3-6
63		6	at Toronto	L	0-4
64		7	at Montreal	L	0-8
65		10	Detroit	L	3-4
66		14	Chicago	L	0-2
67		17	Montreal	T	2-2
68		20	at New York	L	1-5
69		21	New York	T	2-2
70		24	Chicago	L	3-4

Player	GP	G	A	PTS	PIM
John Bucyk	69	27	39	66	36
Murray Oliver	65	22	40	62	36
Dean Prentice/New York	49	13	25	38	18
/Boston	19	6	9	15	4
/Total	68	19	34	53	22
Tom Williams	69	23	20	43	11
Jean-Guy Gendron	66	21	22	43	42
Jerry Toppazzini	65	17	18	35	6
Don McKenney	41	14	19	33	2
Forbes Kennedy	49	12	18	30	46
Doug Mohns	68	7	23	30	67
Leo Boivin	62	2	24	26	50
Charlie Burns	68	12	10	22	15
Bob Leiter	51	9	13	22	34
Irvin Spencer	69	5	17	22	34
Cliff Pennington	28	7	10	17	4
Wayne Hicks	65	7	9	16	12
Ed Westfall	48	1	11	12	34
Ted Green	70	1	11	12	117
Warren Godfrey	66	2	9	11	56
Wayne Connelly	18	2	6	8	2
Don Blackburn	6	0	5	5	4
Pat Stapleton	21	0	3	3	8
Andre Pronovost	21	0	2	2	6
Matt Ravlich	2	1	0	1	0
Jeannot Gilbert	5	0	0	0	4
Bob Perreault	22	0	0	0	0
Ed Johnston	50	0	0	0	10

Goaltender	GP	MINS	W-L-T	GA	GAA
Bob Perreault	22	1286	3-12-7	82	3.83
Ed Johnston	50	2910	11-27-10	193	3.98



Ed Johnston played his first of ten seasons in a Bruins uniform in 1962-63.

1962-63 NOTABLES:

Home Record.....	7-18-10
Road Record.....	7-21-7
Overall Record.....	14-39-17

1963-64

Gm	Date	Opponent	Score
1	Oct.	8 Montreal	T 4-4
2		12 at Toronto	L 1-5
3		13 at Detroit	L 0-3
4		16 at Chicago	L 2-5
5		19 at Montreal	L 0-2
6		20 at New York	L 1-5
7		24 New York	L 0-2
8		27 Toronto	W 2-0
9		30 at New York	L 3-4
10	Nov.	3 Detroit	W 4-1
11		7 Toronto	L 3-4
12		10 Chicago	W 4-2
13		13 at Chicago	L 4-6
14		16 Detroit	T 1-1
15		17 Montreal	L 2-3
16		20 at New York	T 1-1
17		23 at Toronto	L 1-4
18		28 New York	W 5-3
19		30 at Montreal	T 0-0
20	Dec.	1 Montreal	L 1-3
21		4 at Chicago	T 2-2
22		5 at Detroit	L 2-4
23		7 New York	W 8-6
24		8 at New York	T 2-2
25		12 Chicago	W 2-1
26		14 at Montreal	L 1-3
27		15 Toronto	T 4-4
28		18 at Chicago	W 2-1
29		19 at Detroit	L 0-3
30		22 Chicago	L 1-4
31		25 Toronto	L 1-5
32		28 at Toronto	L 0-2
33		29 at Detroit	L 1-2
34	Jan.	1 Montreal	T 3-3
35		4 at Montreal	L 1-5
36		5 at Chicago	L 3-5
37		7 Detroit	L 0-5
38		9 New York	L 3-5
39		11 at Toronto	L 1-3
40		12 Toronto	W 6-3
41		16 Detroit	W 5-1
42		18 at Toronto	W 11-0
43		19 Montreal	T 1-1
44		22 at New York	L 4-6
45		23 Chicago	L 1-3
46		25 at Montreal	W 6-0
47		26 Toronto	W 2-0
48		30 New York	L 1-3
49	Feb.	1 at Toronto	L 1-5
50		2 Chicago	L 2-5
51		5 at New York	W 3-2
52		6 New York	W 4-0
53		8 Detroit	L 2-3
54		9 Montreal	T 4-4
55		13 at Detroit	L 1-4
56		16 at Chicago	L 3-5
57		20 at Montreal	L 2-3
58		22 at Detroit	L 2-3
59		23 at Chicago	L 0-2
60		27 New York	L 2-4
61		29 Detroit	W 2-1
62	Mar.	1 Toronto	W 5-3
63		4 at Toronto	T 4-4
64		5 Chicago	T 4-4
65		8 Detroit	L 3-5
66		11 at New York	W 5-3
67		12 at Detroit	L 1-2
68		15 Montreal	W 3-1
69		21 at Montreal	L 1-5
70		22 Chicago	L 3-4

Player	GP	G	A	PTS	PIM
Murray Oliver	70	24	44	68	41
John Bucyk	62	18	36	54	36
Dean Prentice	70	23	16	39	37
Orland Kurtenbach	70	12	25	37	91
Doug Mohns	70	9	17	26	95
Forbes Kennedy	70	8	17	25	95
Tom Johnson	70	4	21	25	33
Leo Boivin	65	10	14	24	42
Andy Hebenton	70	12	11	23	8
Tom Williams	37	8	15	23	8
Gary Dornhoefer	32	12	10	22	20

Bob Leiter	56	6	13	19	43
Jean-Guy Gendron	54	5	13	18	41
Ted Green	70	4	10	14	145
Jerry Toppazzini	65	7	4	11	15
Bob McCord	65	1	9	10	49
Wayne Rivers	12	2	7	9	6
Ed Westfall	55	1	5	6	35
Wayne Connelly	26	2	3	5	12
Ron Schock	5	1	2	3	0
Don Awrey	16	1	0	1	4
Bob Beckett	7	0	1	1	0
Ted Irvine	1	0	0	0	0
Phil Krake	2	0	0	0	0
Ed Johnston	70	0	0	0	0

Goaltender	GP	MINS	W-L-T	GA	GAA
Ed Johnston	70	4200	18-40-12	211	3.01



Murray Oliver finished seventh in the Art Ross race in 1963-64.

1963-64 NOTABLES:

Home Record.....	13-15-7
Road Record.....	5-25-5
Overall Record.....	18-40-12

- Murray Oliver finishes seventh overall in the NHL's scoring race, despite the team's last-place finish for the fourth straight season.
- January 18, 1964: Andy Hebenton and Dean Prentice both record hat tricks in an 11-0 win in Toronto. It is the largest shutout margin in team history.

1964-65

Gm	Date	Opponent	Score
1	Oct.	12 New York	L 2-6
2		14 at Chicago	L 0-3
3		17 at Toronto	L 2-7
4		18 Montreal	L 1-3
5		22 Toronto	T 2-2
6		25 Detroit	L 0-4
7		28 at New York	L 1-3
8		29 at Detroit	L 0-2
9		31 at Montreal	L 2-6
10	Nov.	1 Chicago	W 5-2
11		8 Chicago	W 3-2
12		10 Detroit	T 3-3
13		11 at New York	L 2-4
14		14 at Toronto	W 3-1
15		15 Montreal	T 2-2
16		21 Detroit	L 1-3
17		22 Toronto	L 1-3
18		26 New York	W 6-1
19		28 at Montreal	L 1-2
20		29 at Chicago	W 4-3
21	Dec.	3 at Detroit	L 2-4
22		5 New York	T 3-3
23		10 Chicago	L 1-5
24		12 at Toronto	L 3-6
25		13 Montreal	L 4-5
26		16 at Chicago	L 5-7
27		17 at Detroit	W 5-3
28		20 Chicago	L 2-3
29		25 New York	L 0-3
30		26 at New York	W 2-0
31		27 at Chicago	L 2-6
32	Jan.	1 Toronto	W 3-0
33		2 at Montreal	L 1-3
34		3 at Detroit	L 1-8
35		6 at New York	L 2-5
36		7 Detroit	W 5-2
37		9 at Toronto	L 1-2
38		14 New York	W 5-2
39		16 at Montreal	L 2-3

REGULAR SEASON SCORING & RESULTS

40	Jan.	17	Toronto	L	1-3
41		20	at Chicago	L	1-7
42		21	at Detroit	L	0-3
43		23	at Montreal	L	1-5
44		24	Montreal	W	3-0
45		27	at New York	L	2-5
46		28	Chicago	L	2-6
47		30	at Toronto	L	1-6
48		31	Toronto	L	2-4
49	Feb.	4	Detroit	W	3-1
50		6	New York	W	3-2
51		7	at New York	L	3-8
52		11	Montreal	L	1-7
53		13	Montreal	W	5-4
54		14	Toronto	T	2-2
55		20	at Montreal	L	2-6
56		21	at Chicago	L	0-7
57		24	at Toronto	W	3-1
58		27	at Detroit	L	1-4
59		28	at Chicago	W	5-4
60	Mar.	3	at New York	W	6-1
61		4	New York	L	3-4
62		6	Detroit	L	3-4
63		7	Toronto	T	3-3
64		13	at Toronto	W	2-0
65		14	Detroit	L	2-5
66		17	Chicago	W	2-1
67		18	at Detroit	L	3-10
68		21	Montreal	L	2-5
69		27	at Montreal	W	6-2
70		28	Chicago	W	3-1

Player	GP	G	A	PTS	PIM
John Bucyk	68	26	29	55	24
Murray Oliver	65	20	23	43	30
Reggie Fleming	67	18	23	41	140
Ted Green	70	8	27	35	156
Tom Williams	65	13	21	34	28
Ed Westfall	68	12	15	27	65
Orland Kurtenbach	64	6	20	26	91
Dean Prentice	31	14	9	23	12
Wayne Rivers	58	6	17	23	72
Alvin McDonald	60	9	9	18	6
Bill Knibbs	53	7	10	17	4
Wayne Maxner	53	7	6	13	42
Leo Boivin	67	3	10	13	68
Bob Woytowich	21	2	10	12	16
Ron Schock	33	4	7	11	14
Forbes Kennedy	52	6	4	10	41
Tom Johnson	51	0	9	9	30
Bob McCord	43	0	6	6	21
Don Awrey	47	2	3	5	41
Bob Leiter	18	3	1	4	6
Murray Balfour	15	0	2	2	26
Joe Watson	4	0	1	1	0
Jeannot Gilbert	4	0	1	1	0
Gary Dornhoefer	20	0	1	1	13
Wayne Cashman	1	0	0	0	0
Bill Goldsworthy	2	0	0	0	0
Jack Norris	23	0	0	0	0
Ed Johnston	47	0	0	0	4

Golntender	GP	MINS	W-L-T	GA	GAA
Ed Johnston	47	2817	11-32-4	162	3.47
Jack Norris	23	1379	10-11-2	85	3.70

1964-65 NOTABLES:

Home Record.....	12-17-6
Road Record.....	9-26-0
Overall Record.....	21-43-6

- John Bucyk ranks ninth overall in league scoring.



Ted Green led the Bruins in penalty minutes for the fourth straight season in 1964-65 with a then-team record of 156.

1965-66

Gm	Date	Opponent	Score
1	Oct. 24	Chicago	L 2-6
2	27	Toronto	L 1-2
3	30	New York	L 2-8
4	Nov. 3	at Chicago	T 2-2
5	4	at Detroit	L 1-8
6	6	at Montreal	W 3-1
7	7	Montreal	L 2-5
8	10	at New York	T 2-2
9	14	Toronto	W 2-0
10	20	Detroit	L 2-4
11	21	Montreal	W 3-2
12	24	at New York	L 1-4
13	25	New York	W 6-2
14	27	at Toronto	W 2-1
15	28	Detroit	L 3-5
16	Dec. 1	at Chicago	L 2-4
17	2	at Detroit	L 2-10
18	4	Chicago	L 1-10
19	5	Montreal	T 4-4
20	8	at Montreal	L 3-8
21	11	at Toronto	L 3-8
22	12	Detroit	L 3-5
23	15	at Chicago	L 4-8
24	16	at Detroit	L 0-2
25	18	at Montreal	L 1-2
26	19	Toronto	L 1-3
27	25	New York	W 4-2
28	26	at New York	L 4-6
29	28	Detroit	L 0-1
30	Jan. 1	at Toronto	L 3-6
31	2	at Chicago	L 1-3
32	6	at Detroit	L 3-5
33	8	at Montreal	L 0-6
34	9	at New York	W 3-1
35	13	Chicago	T 1-1
36	15	at Toronto	L 1-6
37	16	Montreal	L 1-3
38	20	Chicago	W 4-3
39	22	New York	W 5-3
40	23	Toronto	W 2-1
41	27	Chicago	W 5-3
42	29	at Toronto	L 3-6
43	30	Montreal	L 1-3
44	Feb. 3	Detroit	L 2-4
45	5	New York	W 5-3
46	6	at Detroit	T 3-3
47	10	Montreal	W 2-0
48	12	at New York	L 2-9
49	13	Toronto	T 4-4
50	16	Detroit	W 5-4
51	19	at Detroit	W 5-1
52	20	at Chicago	L 1-5
53	23	at Montreal	L 2-3
54	26	at Toronto	L 2-3
55	27	at Chicago	L 1-7
56	Mar. 2	at New York	L 3-5
57	3	New York	L 4-5
58	6	Toronto	L 3-5
59	9	at Montreal	W 3-1
60	12	at Toronto	L 0-6
61	13	Detroit	L 4-8
62	16	at New York	W 3-1
63	17	at Detroit	L 2-4
64	20	New York	W 4-3
65	24	Chicago	W 3-1
66	26	at Montreal	L 2-5
67	27	Montreal	L 1-3
68	29	at Chicago	L 2-4
69	31	Toronto	W 3-1
70	Apr. 3	Chicago	W 4-2

Player	GP	G	A	PTS	PIM
Murray Oliver	70	18	42	60	30
John Bucyk	63	27	30	57	12
Tom Williams	70	16	22	38	31
Ron Stewart	70	20	16	36	19
John McKenzie/New York	35	6	5	11	36
/Boston	36	13	9	22	36
/Total	71	19	14	33	72
Ed Westfall	59	9	21	30	42
Pit Martin/Detroit	10	1	1	2	0
/Boston	41	16	11	27	10
/Total	51	17	12	29	10
Dean Prentice	50	7	22	29	10
Bob Dillabough	53	7	13	20	18
Gilles Marotte	51	3	17	20	54
Bob Woytowich	68	2	17	19	75
Ron Murphy/Detroit	32	10	7	17	10
/Boston	2	0	1	1	0
/Total	34	10	8	18	10

Ted Green	27	5	13	18	113
Al Langlois	65	4	10	14	54
Parker MacDonald	29	6	4	10	6
Reggie Fleming	34	4	6	10	42
Forbes Kennedy	50	4	6	10	55
Gary Doak/Detroit	4	0	0	0	12
/Boston	20	0	8	8	28
/Total	24	0	8	8	40
Don Awrey	70	4	3	7	72
Leo Boivin	46	0	5	5	34
Bill Goldsworthy	13	3	1	4	6
Ron Schock	24	2	2	4	4
Wayne Maxner	8	1	3	4	6
Bob Leiter	9	2	1	3	2
Barry Ashbee	14	0	3	3	14
Wayne Rivers	2	1	1	2	2
Paul Popiel	3	0	1	1	2
Gary Dornhoefer	10	0	1	1	2
Murray Davison	1	0	0	0	0
Don Marcotte	1	0	0	0	0
Bobby Ring	1	0	0	0	0
John Arbour	2	0	0	0	0
Phil Krake	2	0	0	0	0
Derek Sanderson	2	0	0	0	0
Dallas Smith	2	0	0	0	2
Terry Crisp	3	0	0	0	0
Jean-Paul Parise	3	0	0	0	0
Gerry Cheevers	7	0	0	0	0
Ed Johnston	33	0	0	0	0
Bernie Parent	39	0	0	0	0



Pit Martin tied a team record in scoring four goals on January 27, 1966 vs. Chicago.

Golntender	GP	MINS	W-L-T	GA	GAA
Bernie Parent	39	2081	12-20-3	128	3.69
Ed Johnston	33	1743	9-19-2	108	3.72
Gerry Cheevers	7	340	0-4-1	34	6.00
Bobby Ring	1	33	0-0-0	4	7.24

1965-66 NOTABLES:

Home Record.....	15-17-3
Road Record.....	6-26-3
Overall Record.....	21-43-6

- The Bruins move into fifth place overall after finishing last in the six-team league for five consecutive seasons.
- Murray Oliver finishes tenth in the league's scoring race.
- January 27, 1966: Pit Martin ties a club record with four goals in a 5-3 win over Chicago.

1966-67

Gm	Date	Opponent	Score
1	Oct. 19	Detroit	W 6-2
2	22	at Montreal	L 1-3
3	23	Montreal	L 2-3
4	29	at Toronto	T 3-3
5	30	at Detroit	L 1-8
6	Nov. 1	at Chicago	W 3-2
7	3	New York	L 1-7
8	6	Chicago	L 2-4
9	9	at New York	T 3-3
10	10	Toronto	W 4-0
11	13	Montreal	W 2-1
12	19	New York	T 3-3
13	20	Detroit	W 5-2
14	23	at New York	L 4-5
15	24	Detroit	W 8-3
16	26	at Toronto	L 2-4
17	27	Chicago	L 4-5
18	Dec. 1	at Detroit	L 1-4
19	3	New York	T 2-2
20	4	Toronto	L 3-8
21	7	at New York	L 2-4

REGULAR SEASON SCORING & RESULTS

22	Dec.	8	Chicago	L	2-10
23		11	at Chicago	T	2-2
24		14	at Toronto	L	1-2
25		15	at Detroit	L	0-4
26		18	Montreal	W	3-1
27		21	at New York	L	1-5
28		24	at Toronto	L	0-3
29		25	Toronto	L	2-4
30		27	Detroit	T	4-4
31		28	at Montreal	T	1-1
32		31	at Detroit	L	1-3
33	Jan.	1	at Chicago	L	2-3
34		7	at Toronto	L	2-5
35		8	at Chicago	W	3-1
36		12	New York	L	0-3
37		14	at Montreal	W	5-4
38		15	Montreal	L	1-3
39		19	Chicago	L	2-4
40		21	New York	W	6-2
41		22	Toronto	W	3-1
42		25	at New York	L	1-2
43		26	at Montreal	W	4-1
44		29	Montreal	L	2-3
45	Feb.	1	at Chicago	L	1-6
46		2	at Detroit	L	3-4
47		4	New York	L	3-4
48		5	Chicago	L	0-5
49		8	at New York	W	2-1
50		11	Montreal	L	3-4
51		12	Toronto	L	1-2
52		14	Detroit	W	6-3
53		16	at Montreal	W	5-1
54		18	at Toronto	L	3-5
55		23	at Montreal	T	2-2
56		25	at Chicago	L	3-6
57		26	at Detroit	T	3-3
58	Mar.	2	Chicago	L	2-5
59		4	New York	T	4-4
60		5	Detroit	L	3-5
61		8	at Chicago	L	1-3
62		12	Detroit	W	7-3
63		15	at Montreal	L	2-11
64		18	at Detroit	W	5-3
65		19	at New York	L	1-3
66		23	Toronto	L	3-5
67		25	at Toronto	L	3-4
68		26	Montreal	L	3-6
69		30	Chicago	L	1-3
70	Apr.	2	Toronto	L	2-5



Bobby Orr played his first NHL contest and Harry Sinden coached his first NHL game on October 19, 1966 vs. Detroit.

Player	GP	G	A	PTS	PIM
John Bucyk	59	18	30	48	12
Pit Martin	70	20	22	42	40
Bobby Orr	61	13	28	41	102
John McKenzie	69	17	19	36	98
Ed Westfall	70	12	24	36	26
Murray Oliver	65	9	26	35	14
Wayne Connolly	64	13	17	30	10
Ron Schock	66	10	20	30	8
Ron Murphy	39	11	16	27	6
Ron Stewart	56	14	10	24	31
Tom Williams	29	8	13	21	0
Bob Dillabough	60	6	12	18	14
Ted Green	47	6	10	16	67
Gilles Marotte	67	7	8	15	112
Joe Watson	70	2	13	15	38
Bob Woytowich	65	2	7	9	43
Phil Krake	15	6	2	8	4
Bill Goldsworthy	18	3	5	8	24
Jean-Paul Parise	18	2	2	4	10
Wayne Rivers	8	2	1	3	56
Don Awrey	4	1	0	1	6
Ross Lonsberry	8	0	1	1	2
Gary Doak	30	0	1	1	50
Dallas Smith	32	0	1	1	22
Ed Johnston	34	0	1	1	0

Barry Wilkins	1	0	0	0	0
Nick Beverley	2	0	0	0	0
Derek Sanderson	2	0	0	0	0
Ron Buchanan	3	0	0	0	0
Ted Hodgson	4	0	0	0	0
Glen Sather	5	0	0	0	0
Bernie Parent	18	0	0	0	2
Gerry Cheevers	22	0	0	0	12

Goaltender	GP	MINS	W-L-T	GA	GAA
Gerry Cheevers	22	1297	5-10-6	72	3.33
Bernie Parent	18	1020	4-12-2	62	3.65
Ed Johnston	34	1876	8-21-2	116	3.71

1966-67 NOTABLES:

Home Record..... 10-21-4
Road Record..... 7-22-6
Overall Record 17-43-10

- Bobby Orr wins the Calder Trophy and earns a Second Team NHL All-Star berth.
- October 19, 1966: Bobby Orr plays his first NHL game in a 6-2 win vs. Detroit. It is Boston's first opening-night victory since 1962.
- October 23, 1966: Bobby Orr scores his first NHL goal in a 3-2 loss to Montreal.

1967-68

Gm	Date	Opponent	Score
1	Oct.	11 Detroit	T 4-4
2		15 Montreal	W 6-2
3		18 at Chicago	W 7-1
4		19 at Detroit	W 6-3
5		21 at Montreal	L 2-4
6		26 Los Angeles	W 2-0
7		29 Pittsburgh	W 4-2
8	Nov.	1 at St. Louis	L 1-5
9		5 Toronto	T 2-2
10		8 at New York	W 6-3
11		11 Oakland	W 2-1
12		12 Philadelphia	L 2-4
13		15 at Toronto	L 2-4
14		18 New York	W 3-1
15		19 Toronto	W 6-2
16		22 at Pittsburgh	L 1-4
17		23 New York	W 4-2
18		25 at Montreal	W 3-1
19		26 Detroit	W 7-5
20		29 Minnesota	W 5-1
21	Dec.	2 Chicago	T 4-4
22		3 Montreal	W 5-3
23		7 New York	W 3-1
24		9 at Toronto	T 3-3
25		10 Los Angeles	L 1-3
26		13 Montreal	L 2-6
27		15 at Oakland	L 1-4
28		16 at Los Angeles	W 5-2
29		20 at Chicago	L 3-6
30		23 at New York	W 4-0
31		25 Oakland	W 6-3
32		27 Chicago	W 7-2
33		30 at Minnesota	L 4-5
34		31 at Detroit	L 4-6
35	Jan.	3 at New York	T 5-5
36		4 at Philadelphia	W 3-2
37		6 at Toronto	T 3-3
38		7 at Chicago	L 2-4
39		11 Detroit	W 5-4
40		13 at Montreal	L 1-5
41		14 Minnesota	W 9-2
42		18 Toronto	L 2-4
43		20 Philadelphia	W 4-2
44		21 Chicago	W 6-0
45		24 at New York	L 1-2
46		25 Montreal	L 0-2
47		27 at Montreal	L 2-5
48		28 Pittsburgh	L 0-1
49	Feb.	1 Chicago	T 4-4
50		3 New York	T 3-3
51		4 Detroit	W 5-4
52		7 at St. Louis	W 6-4
53		10 at Detroit	T 1-1
54		11 St. Louis	T 3-3
55		14 at Chicago	L 1-3
56		17 at Oakland	L 1-3
57		18 at Los Angeles	W 6-5
58		21 at Minnesota	L 3-5
59		22 at Detroit	W 3-2
60		24 at Toronto	L 0-1
61		27 at Pittsburgh	W 5-3

62	Feb.	29	Toronto	W	4-1
63	Mar.	3	St. Louis	W	9-3
64		6	at Chicago	W	5-3
65		7	at Philadelphia	W	2-1
66		10	Detroit	L	5-7
67		13	at New York	W	2-1
68		16	at Toronto	L	0-3
69		17	Montreal	W	3-1
70		21	Chicago	W	8-0
71		24	at Detroit	L	3-5
72		28	New York	L	4-5
73		30	at Montreal	W	2-1
74		31	Toronto	L	1-4

Player	GP	G	A	PTS	PIM
Phil Esposito	74	35	49	84	21
John Bucyk	72	30	39	69	8
John McKenzie	74	28	38	66	107
Fred Stanfield	73	20	44	64	10
Ken Hodge	74	25	31	56	31
Tom Williams	68	18	32	50	12
Derek Sanderson	71	24	25	49	98
Ted Green	72	7	36	43	133
Ed Shack	70	23	19	42	107
Ed Westfall	73	14	22	36	38
Bobby Orr	46	11	20	31	63
Dallas Smith	74	4	23	27	65
Glen Sather	65	8	12	20	34
Don Awrey	74	3	12	15	153
Phil Krake	68	5	7	12	13
Gary Doak	59	2	10	12	100
Ross Lonsberry	19	2	2	4	12
Wayne Cashman	12	0	4	4	2
John Arbour	4	0	1	1	11
Ron Murphy	12	0	1	1	4
Andre Gill	5	0	0	0	0
Barry Gibbs	16	0	0	0	2
Ed Johnston	28	0	0	0	0
Gerry Cheevers	47	0	0	0	0



Derek Sanderson won the Calder Trophy in 1967-68.

Goaltender	GP	MINS	W-L-T	GA	GAA
Gerry Cheevers	47	2644	21-19-6	125	2.84
Ed Johnston	28	1520	13-7-4	73	2.88
Andre Gill	5	270	3-1-0	13	2.89

1967-68 NOTABLES:

Home Record..... 22-9-6
Road Record..... 15-18-4
Overall Record 37-27-10

- The Bruins finish with a record above .500 for the first season since 1958-59. It is the first of a league-record 29 consecutive seasons with a winning record.
- Bobby Orr wins his first of eight straight Norris Trophies and the first of eight consecutive First Team All-Star berths.
- Phil Esposito and John Bucyk earn Second Team All-Star honors.
- Derek Sanderson wins the Calder Trophy.
- Phil Esposito (second) and John Bucyk (ninth) finish among the league's scoring leaders.
- October 15, 1967: Phil Esposito ties a club record with four goals in a 6-2 win over Montreal.
- October 26, 1967: The Bruins defeat Los Angeles by a 2-0 score in the first visit by an expansion team to Boston Garden.
- December 2, 1967: John Bucyk scores two goals vs. Chicago, and becomes Boston's all-time goal scoring leader as he breaks Milt Schmidt's mark of 229.
- December 7, 1967: John Bucyk scores twice over NY Rangers and becomes the club's all-time points leader as he passes Milt Schmidt's record of 575.
- January 21, 1968: Derek Sanderson has four assists in a 6-0 win over Chicago, setting a club single-game record for assists by a rookie.

REGULAR SEASON SCORING & RESULTS

1968-69

Gm	Date	Opponent	Score
1	Oct. 11	Detroit	W 4-2
2	13	Philadelphia	W 3-2
3	16	at Oakland	W 2-1
4	17	at Los Angeles	L 1-2
5	19	at Pittsburgh	W 5-1
6	24	St. Louis	L 1-2
7	26	at Toronto	L 0-2
8	27	Montreal	W 4-2
9	30	at Minnesota	W 4-2
10	31	at Detroit	L 5-7
11	Nov. 3	Chicago	W 5-3
12	6	Philadelphia	W 7-1
13	10	St. Louis	T 1-1
14	13	at Toronto	T 1-1
15	14	at Philadelphia	L 2-4
16	17	Oakland	W 6-3
17	21	Los Angeles	W 4-1
18	23	New York	W 5-1
19	24	Toronto	W 7-4
20	27	at St. Louis	T 4-4
21	30	New York	L 1-4
22	Dec. 1	Minnesota	W 4-0
23	5	Montreal	T 2-2
24	7	Detroit	W 4-1
25	8	at Chicago	L 4-7
26	11	at New York	T 2-2
27	14	Chicago	W 10-5
28	15	Pittsburgh	W 5-3
29	19	Los Angeles	W 6-4
30	21	at Montreal	T 0-0
31	22	Montreal	W 7-5
32	25	Oakland	L 1-3
33	28	at St. Louis	W 6-2
34	29	at Detroit	T 3-3
35	Jan. 2	at New York	W 4-2
36	4	at Minnesota	T 2-2
37	9	Toronto	W 3-2
38	11	at Montreal	W 6-3
39	12	Pittsburgh	W 8-4
40	15	at Toronto	T 5-5
41	16	Minnesota	W 5-1
42	18	at Philadelphia	W 5-3
43	19	Toronto	W 5-3
44	23	at Detroit	T 2-2
45	25	St. Louis	W 4-0
46	26	Minnesota	W 4-3
47	29	at Oakland	T 3-3
48	30	at Los Angeles	W 7-5
49	Feb. 2	Detroit	W 4-2
50	5	at Chicago	W 7-2
51	6	at St. Louis	L 1-3
52	8	Philadelphia	W 6-5
53	9	Oakland	T 3-3
54	11	Chicago	W 7-3
55	15	at Montreal	L 1-3
56	16	at Chicago	L 1-5
57	19	at Pittsburgh	L 0-3
58	23	at New York	L 0-9
59	26	at Los Angeles	W 4-2
60	27	at Oakland	W 9-0
61	Mar. 1	New York	W 8-5
62	2	Pittsburgh	W 4-0
63	5	Detroit	T 2-2
64	8	at Detroit	L 4-7
65	9	Los Angeles	W 7-2
66	11	at Minnesota	T 3-3
67	13	at Philadelphia	L 1-2
68	15	at Toronto	L 4-7
69	16	Toronto	W 11-3
70	19	at Pittsburgh	W 3-2
71	20	Chicago	T 5-5
72	22	at Chicago	W 5-3
73	23	at New York	L 2-4
74	27	New York	T 3-3
75	29	at Montreal	L 3-5
76	30	Montreal	W 6-3

Player	GP	G	A	PTS	PIM
Phil Esposito	74	49	77	126	79
Ken Hodge	75	45	45	90	75
John Bucyk	70	24	42	66	18
Bobby Orr	67	21	43	64	133
John McKenzie	60	29	27	56	99
Fred Stanfield	71	25	29	54	22
Ron Murphy	60	16	38	54	26
Derek Sanderson	61	26	22	48	146
Ted Green	65	8	38	46	99
Ed Westfall	70	18	24	42	22
Wayne Cashman	51	8	23	31	47
Dallas Smith	75	4	24	28	74

Ed Shack	50	11	11	22	74
Glen Sather	76	4	11	15	67
Don Awrey	73	0	13	13	149
Tom Williams	26	4	7	11	19
Ace Bailey	8	3	3	6	10
Gary Doak	22	3	3	6	37
Rick Smith	48	0	5	5	29
Jim Lorentz	11	1	3	4	6
Jim Harrison	16	1	2	3	21
Tom Webster	9	0	2	2	9
Jean Gauthier	11	0	2	2	8
Barry Wilkins	1	1	0	1	0
Grant Erickson	2	1	0	1	0
Don Marcotte	7	1	0	1	2
Paul Hurley	1	0	1	1	0
Bill Lesuk	5	0	1	1	0
Ed Johnston	24	0	1	1	0
Steve Atkinson	1	0	0	0	0
Joe Junkin	1	0	0	0	0
Bob Leiter	1	0	0	0	0
Ross Lonsberry	6	0	0	0	2
Barry Gibbs	8	0	0	0	2
Gerry Cheevers	52	0	0	0	14

Goaltender	GP	MINS	W-L-T	GA	GAA
Joe Junkin	1	9	0-0-0	0	0.00
Gerry Cheevers	52	3109	27-12-13	145	2.80
Ed Johnston	24	1439	15-6-3	74	3.09



Phil Esposito became the first player in NHL history to break the 100-point barrier on March 2, 1969.

1968-69 NOTABLES:

Home Record.....	29-3-6
Road Record.....	13-15-10
Overall Record.....	42-18-16

- The Bruins become the first team in league history to score 300 goals in a season as they finish the campaign with 303.
- Phil Esposito wins the Art Ross scoring title and the Hart Trophy as league MVP as he shatters the league single-season scoring record. He also sets a single-season NHL assists record with 77.
- Esposito earns his first of six First Team All-Star berths.
- Bobby Orr wins the Norris Trophy and joins Esposito on the First All-Star Team.
- Ted Green is named to the Second All-Star Team.
- March 2, 1969: Phil Esposito becomes the first player in NHL history to score 100 points, scoring twice in a 4-0 win over Pittsburgh.
- March 16, 1969: The Bruins tie a league record with eight goals in the second period in an 11-3 win over Toronto.
- March 20, 1969: Bobby Orr sets an NHL record for goals in a season by a defenseman as he tallies his 21st of the season on his 21st birthday

1969-70


Gm	Date	Opponent	Score
1	Oct. 12	New York	W 2-1
2	15	Oakland	W 6-0
3	18	at Pittsburgh	T 3-3
4	19	Pittsburgh	W 4-0
5	22	at Minnesota	W 3-2
6	24	at Oakland	W 4-2
7	25	at Los Angeles	W 3-2
8	29	at Toronto	L 2-4
9	Nov. 1	at Montreal	L 2-9
10	2	Toronto	T 4-4
11	5	St. Louis	T 4-4
12	8	at Detroit	L 2-3
13	10	Oakland	W 8-3
14	13	Detroit	W 3-1
15	15	New York	L 5-6
16	16	Los Angeles	W 7-4

17	Nov. 21	at Chicago	T 2-2
18	23	Montreal	T 2-2
19	26	at New York	L 0-3
20	27	Philadelphia	W 6-4
21	29	at Montreal	T 2-2
22	30	Toronto	W 4-1
23	Dec. 4	at Detroit	T 4-4
24	6	Chicago	W 6-1
25	7	Minnesota	T 2-2
26	10	at New York	L 2-5
27	11	New York	W 2-1
28	13	at Philadelphia	W 5-3
29	14	Pittsburgh	W 2-1
30	18	at St. Louis	T 3-3
31	20	at Pittsburgh	W 6-4
32	21	Montreal	L 2-5
33	25	Los Angeles	W 7-1
34	28	at Philadelphia	W 5-4
35	31	at Detroit	L 1-5
36	Jan. 3	at Los Angeles	W 6-2
37	7	at Oakland	W 6-1
38	10	at Toronto	L 3-4
39	11	Oakland	W 6-3
40	15	Los Angeles	W 6-3
41	17	Chicago	L 0-1
42	18	Montreal	W 6-3
43	22	Philadelphia	T 3-3
44	24	at New York	L 1-8
45	25	Pittsburgh	W 3-1
46	29	Minnesota	W 6-5
47	31	at Montreal	T 3-3
48	Feb. 1	Toronto	W 7-6
49	4	at Chicago	L 4-8
50	5	Philadelphia	W 5-1
51	7	Detroit	T 2-2
52	8	St. Louis	W 7-1
53	11	at St. Louis	W 3-2
54	14	at Pittsburgh	W 3-0
55	17	at Oakland	T 3-3
56	18	at Los Angeles	T 5-5
57	21	at Minnesota	W 4-2
58	22	at Chicago	L 3-6
59	26	New York	W 5-3
60	28	Chicago	W 3-0
61	Mar. 1	St. Louis	W 3-1
62	4	at St. Louis	L 1-3
63	7	at Philadelphia	T 5-5
64	8	Montreal	W 2-0
65	11	at Chicago	T 0-0
66	14	at Toronto	L 1-2
67	15	Detroit	T 5-5
68	19	Chicago	W 3-1
69	21	at Minnesota	L 4-5
70	22	Minnesota	W 5-0
71	25	at New York	W 3-1
72	28	Detroit	T 5-5
73	29	at Detroit	T 2-2
74	Apr. 1	at Montreal	L 3-6
75	4	at Toronto	W 4-2
76	5	Toronto	W 3-1

Player	GP	G	A	PTS	PIM
Bobby Orr	76	33	87	120	125
Phil Esposito	76	43	56	99	50
John McKenzie	72	29	41	70	122
John Bucyk	76	31	38	69	13
Fred Stanfield	73	23	35	58	14
Ken Hodge	72	25	29	54	87
Derek Sanderson	50	18	23	41	118
Ed Westfall	72	14	22	36	28
Wayne Cashman	70	9	26	35	79
Wayne Carleton/Toronto	7	0	1	1	6
/Boston	42	6	19	25	23
/Total	49	6	20	26	29
Dallas Smith	75	7	17	24	119
Jim Lorentz	68	7	16	23	32
Ace Bailey	58	11	11	22	82
Don Awrey	73	3	10	13	120
Don Marcotte	35	9	3	12	14
Rick Smith	69	2	8	10	65
Gary Doak	44	1	7	8	63
Ron Murphy	20	2	5	7	8
Jim Harrison	23	3	1	4	16
Bill Speer	27	1	3	4	4
Ed Johnston	37	0	2	2	2
Tom Webster	2	0	1	1	2
Frank Spring	1	0	0	0	0
Nick Beverley	2	0	0	0	2
Bill Lesuk	3	0	0	0	0
Barry Wilkins	6	0	0	0	2
Gerry Cheevers	41	0	0	0	4

REGULAR SEASON SCORING & RESULTS

Goaltender	GP	MIN	W-L-T	GA	GAA
Gerry Cheevers	41	2384	24-8-8	108	2.72
Ed Johnston	37	2174	16-9-11	108	2.98



Bobby Orr became the first defenseman to win a league scoring title with 120 points in 1969-70.

1969-70 NOTABLES:

Home Record.....	27-3-8
Road Record.....	13-14-11
Overall Record.....	40-17-19

- Bobby Orr becomes the first defenseman to win the NHL's scoring title with 120 points. Orr also wins the Hart and Norris Trophies and First Team All-Star honors.
- Phil Esposito finishes second in the Art Ross scoring race and is named to the First All-Star Team.
- John McKenzie earns a Second Team All-Star berth.
- January 15, 1970: Bobby Orr has two assists in a 6-3 win over Los Angeles, setting an NHL record for assists in a season by a defenseman with 51 in just the 40th game of the season.
- March 15, 1970: Bobby Orr has 2-2=4 totals in a 5-5 tie with Detroit and becomes the first defenseman in NHL history to record 100 points in a season.

1970-71

Gm	Date	Opponent	Score
1	Oct. 11	at Los Angeles	W 7-3
2	14	at Los Angeles	W 8-5
3	16	at California	W 5-1
4	18	at Vancouver	W 5-3
5	22	Chicago	T 3-3
6	25	Philadelphia	W 4-3
7	29	at Detroit	L 3-5
8	31	New York	W 6-0
9	Nov. 1	Minnesota	W 5-0
10	5	St. Louis	L 0-2
11	7	at Pittsburgh	T 2-2
12	8	Montreal	W 6-1
13	10	Vancouver	W 6-3
14	14	at Toronto	L 2-3
15	15	California	L 1-2
16	18	at Minnesota	W 8-4
17	21	at Philadelphia	W 5-2
18	22	Pittsburgh	W 4-2
19	24	at St. Louis	T 5-5
20	26	Chicago	W 3-2
21	28	at New York	T 3-3
22	29	Toronto	W 4-2
23	Dec. 2	at Chicago	L 3-4
24	3	at Buffalo	T 4-4
25	5	at Montreal	W 4-2
26	6	Pittsburgh	W 6-3
27	10	Buffalo	W 8-2
28	12	at Philadelphia	W 1-0
29	13	Detroit	W 6-2
30	16	Los Angeles	W 6-4
31	19	at St. Louis	W 7-1
32	20	Minnesota	W 7-2
33	23	at Detroit	W 2-1
34	25	Pittsburgh	W 8-4
35	26	at Pittsburgh	L 2-4
36	30	at Minnesota	W 6-2
37	Jan. 1	at Buffalo	W 9-4
38	3	at Philadelphia	W 5-1
39	7	Vancouver	W 6-4
40	9	at Chicago	L 3-4
41	10	California	W 7-4
42	14	Los Angeles	W 9-5
43	16	at Montreal	L 2-4
44	17	Toronto	W 9-1
45	23	Chicago	W 6-2
46	24	Montreal	W 4-2
47	27	at New York	T 2-2

48	Jan. 28	Philadelphia	W 6-2
49	31	St. Louis	W 6-0
50	Feb. 3	Los Angeles	W 7-3
51	6	Buffalo	W 4-3
52	7	Minnesota	T 4-4
53	9	New York	W 6-3
54	11	at St. Louis	W 5-3
55	14	at Toronto	W 5-1
56	16	at Vancouver	L 4-5
57	19	at California	W 5-0
58	20	at Los Angeles	L 4-5
59	23	at Buffalo	W 6-3
60	25	Vancouver	W 8-3
61	28	Toronto	W 4-3
62	Mar. 2	at Minnesota	W 6-0
63	4	California	W 7-0
64	6	at Pittsburgh	W 6-3
65	7	St. Louis	W 4-1
66	10	at California	W 8-1
67	11	at Los Angeles	W 7-2
68	13	at Vancouver	W 6-3
69	14	at Detroit	W 11-4
70	18	Detroit	W 7-3
71	20	Philadelphia	W 5-3
72	21	Buffalo	L 5-7
73	24	at Chicago	L 1-2
74	27	New York	L 3-6
75	28	at New York	L 1-2
76	31	at Montreal	W 6-3
77	Apr. 3	at Toronto	W 8-3
78	4	Montreal	W 7-2

Player	GP	G	A	PTS	PIM
Phil Esposito	78	76	76	152	71
Bobby Orr	78	37	102	139	91
John Bucyk	78	51	65	116	8
Ken Hodge	78	43	62	105	113
Wayne Cashman	77	21	58	79	100
John McKenzie	65	31	46	77	120
Fred Stanfield	75	24	52	76	12
Derek Sanderson	71	29	34	63	130
Ed Westfall	78	25	34	59	48
Wayne Carleton	69	22	24	46	44
Dallas Smith	73	7	38	45	68
Ted Green	78	5	37	42	60
Don Marcotte	75	15	13	28	30
Don Awrey	74	4	21	25	143
Rick Smith	67	4	19	23	44
Mike Walton/Toronto	23	3	10	13	21
/Boston	22	3	5	8	10
/Total	45	6	15	21	31
Reg Leach	23	2	4	6	0
Ace Bailey	36	0	6	6	44
Ed Johnston	38	0	1	1	6
Bill Speer	1	0	0	0	4
Ivan Boldirev	2	0	0	0	0
Dan Schock	6	0	0	0	0
Gerry Cheevers	40	0	0	0	4

Goaltender	GP	MIN	W-L-T	GA	GAA
Ed Johnston	38	2277	30-6-2	96	2.53
Gerry Cheevers	40	2397	27-8-5	109	2.73

1970-71 NOTABLES:

Home Record.....	33-4-2
Road Record.....	24-10-5
Overall Record.....	57-14-7



Ken Hodge set a club record with six assists on February 9, 1971 vs. NY Rangers.

- The Bruins finish with the league's best record with a team-record 57 wins. They are the first team in NHL history to win 50 games in one season.
- The Bruins also set league records for home wins [33], a 27-game home unbeaten streak (26-0-1) and 20-or-more goal

scorers in one season with ten.

- Bobby Orr wins his second Hart Trophy and his fourth straight Norris Trophy. He sets a league single-season assists record with 102 which remains an NHL mark for defensemen and sets the league record for points by a defenseman.
- Phil Esposito takes the Art Ross scoring title as he shatters the NHL single-season records for goals and points. He also sets an NHL mark with 550 shots on goal.
- John Bucyk wins the Lady Byng Trophy.
- Bobby Orr, Phil Esposito, John Bucyk and Ken Hodge are all voted to the First All-Star Team.
- Seven Bruins rank among the league's top 11 in scoring, led by 100+ point scorers Phil Esposito, Bobby Orr, John Bucyk and Ken Hodge. That remains a league record for most 100-plus point players in one season.
- December 10, 1970: John Bucyk plays his 1,000th NHL game and has two goals and four assists for six points in an 8-2 victory over Buffalo. The Bruins take 72 shots in the game, second in league history only to their own 1941 record of 83.
- January 14, 1971: Phil Esposito has 3-3=6 totals in a 9-5 win over Los Angeles. It is his fifth of seven hat tricks on the season, a modern NHL record.
- January 28, 1971: Don Marcotte's shorthanded goal in a 6-2 win over Philadelphia gives Boston an NHL record of 15 shorthanded goals on the season.
- February 9, 1971: Ken Hodge sets a club record with six assists in a 6-3 victory over NY Rangers.
- February 20, 1971: Phil Esposito becomes just the fourth player in league history to score 50 goals in a season in a 5-4 loss in Los Angeles.
- February 25, 1971: The Bruins set an NHL record as John Bucyk, Ed Westfall and Ted Green combine for three goals in a 0:20 span of the third period in an 8-3 win over Vancouver.
- March 10, 1971: The Bruins set an NHL record with their 105th point of the season, an 8-1 win at California.
- March 16, 1971: John Bucyk joins Phil Esposito as the only teammates to score 50 goals in the same season in an 11-4 win at Detroit.
- March 21, 1971: John Bucyk sets an NHL single-season record for points by a left wing with his 109th of the year. Ken Hodge sets the league mark for assists by a right wing with his 59th.

1971-72

Gm	Date	Opponent	Score
1	Oct. 10	New York	L 1-4
2	13	at New York	W 6-1
3	14	Buffalo	W 6-2
4	17	Toronto	T 2-2
5	20	Detroit	W 4-3
6	22	at California	W 5-1
7	24	at Vancouver	W 4-3
8	27	at Montreal	L 2-5
9	28	California	L 0-2
10	31	Minnesota	W 5-2
11	Nov. 4	St. Louis	W 6-1
12	6	at Detroit	W 2-1
13	7	Montreal	L 2-3
14	10	at Chicago	L 1-3
15	11	California	W 5-2
16	14	Los Angeles	W 11-2
17	18	Vancouver	W 5-0
18	20	Chicago	W 2-1
19	21	St. Louis	W 6-2
20	24	at Philadelphia	W 2-1
21	25	Philadelphia	W 4-2
22	27	at St. Louis	T 6-6
23	Dec. 4	at Toronto	W 5-3
24	5	Pittsburgh	W 5-3
25	8	at Los Angeles	W 5-3
26	11	at Vancouver	W 6-2
27	12	at California	L 2-4
28	16	New York	W 8-1
29	18	at Pittsburgh	W 4-3
30	19	Pittsburgh	T 2-2
31	23	at Buffalo	T 4-4
32	25	Philadelphia	W 5-1
33	26	Toronto	W 3-1
34	29	at Chicago	W 5-1
35	30	at Minnesota	T 2-2
36	Jan. 2	at New York	W 4-1
37	5	at Toronto	W 2-0
38	6	at Buffalo	W 5-2
39	8	at St. Louis	L 3-5
40	12	at Pittsburgh	T 2-2
41	13	Los Angeles	T 1-1
42	15	Chicago	W 4-2
43	16	Detroit	W 9-2
44	18	at St. Louis	W 2-0
45	22	at Montreal	W 8-5
46	23	Buffalo	T 3-3

REGULAR SEASON SCORING & RESULTS

47	Jan.	27	Philadelphia	W	4-2
48		29	at Philadelphia	W	4-2
49		30	St. Louis	W	5-2
50	Feb.	2	at New York	W	2-0
51		3	Minnesota	W	6-1
52		5	Detroit	W	3-2
53		6	at Buffalo	L	2-8
54		10	Vancouver	W	9-1
55		12	Buffalo	W	5-1
56		13	Montreal	T	2-2
57		15	California	W	6-3
58		17	at Philadelphia	W	4-1
59		19	at Minnesota	W	6-4
60		20	at Chicago	W	3-1
61		22	at Vancouver	W	4-3
62		23	at California	W	8-6
63		26	at Los Angeles	W	5-4
64	Mar.	2	Vancouver	W	7-3
65		4	at Detroit	W	5-4
66		5	Los Angeles	L	0-2
67		8	at Minnesota	W	5-4
68		11	at Pittsburgh	L	4-6
69		12	Pittsburgh	T	4-4
70		16	at Los Angeles	W	8-3
71		19	Minnesota	W	7-3
72		23	New York	W	4-1
73		25	Chicago	T	5-5
74		26	Montreal	W	5-4
75		28	at Detroit	L	3-6
76		29	at Toronto	L	1-4
77	Apr.	1	at Montreal	L	2-6
78		2	Toronto	W	6-4



Gerry Cheevers set a league record with a 32-game unbeaten streak in 1971-72.

Player	GP	G	A	PTS	PIM
Phil Esposito	76	66	67	133	76
Bobby Orr	76	37	80	117	106
John Bucyk	78	32	51	83	4
Fred Stanfield	78	23	56	79	14
John McKenzie	77	22	47	69	128
Derek Sanderson	78	25	33	58	108
Mike Walton	76	28	28	56	45
Ken Hodge	60	16	40	56	81
Wayne Cashman	74	23	29	52	103
Carol Vadnais/California	52	14	20	34	106
/Boston	16	4	6	10	37
/Total	68	18	26	44	143
Ed Westfall	77	18	26	44	19
Dallas Smith	78	8	22	30	132
Ace Bailey	73	9	13	22	64
Reg Leach	56	7	13	20	12
Ted Green	55	1	16	17	21
Rick Smith	61	2	12	14	44
Don Marcotte	47	6	4	10	12
Don Awrey	34	1	8	9	52
Ed Johnston	38	0	4	4	0
Ivan Boldirev	11	0	2	2	6
Gerry Cheevers	41	0	2	2	25
Terry O'Reilly	1	1	0	1	0
Doug Roberts	3	1	0	1	0
Matt Ravlich	26	0	1	1	2
Nick Beverley	1	0	0	0	0
Ron Jones	1	0	0	0	0
Garry Peters	2	0	0	0	2
Bob Stewart	8	0	0	0	15

Goaltender	GP	MIN	W-L-T	GA	GAA
Gerry Cheevers	41	2420	27-5-8	101	2.50
Ed Johnston	38	2258	27-8-3	102	2.71

1971-72 NOTABLES:

Home Record.....	28-4-7
Road Record.....	26-9-4
Overall Record.....	54-13-11

- The Bruins finish with the league's top record with their second straight 50+ win season and set a league record with 26 road wins.
- Bobby Orr wins both the Hart and Norris Trophies.
- Phil Esposito and Orr finish 1-2 in the league's scoring race with teammate John Bucyk ranking ninth overall on that list.
- Orr and Esposito are named First Team All-Stars.
- February 15, 1972: Bobby Orr sets a club record for assists in a period with four in the first vs. California.
- February 20, 1972: Phil Esposito reaches the 50-goal mark for the second straight season, scoring against his brother Tony in a 3-1 win in Chicago.
- March 2, 1972: Bobby Orr has 1-1=2 totals in a 7-3 win over Vancouver to become the first player in NHL history to reach the 100-point mark for three straight seasons.
- March 19, 1972: Phil Esposito sets an NHL record with his 27th power play goal of the season as he scores a hat trick in a 7-3 win vs. Minnesota.
- March 29, 1972: Gerry Cheevers' NHL-record 32-game unbeaten streak is snapped at 24-0-8 with a 4-1 loss at Toronto.

1972-73

Gm	Date	Opponent	Score
1	Oct. 8	Los Angeles	L 2-4
2		at Detroit	L 3-4
3		at NY Islanders	W 7-4
4		Pittsburgh	W 8-4
5		at NY Rangers	L 1-7
6		at Pittsburgh	W 4-2
7		Vancouver	L 4-5
8		at Buffalo	T 2-2
9		Chicago	L 3-6
10		at Toronto	W 3-2
11		NY Islanders	W 9-1
12	Nov. 2	at Los Angeles	L 2-5
13		at California	T 6-6
14		at Vancouver	W 4-2
15		Detroit	W 8-3
16		Montreal	L 3-5
17		St. Louis	W 4-0
18		at NY Islanders	W 7-3
19		Toronto	W 6-5
20		California	W 4-2
21		at Atlanta	W 4-0
22		Philadelphia	W 6-4
23		at Montreal	T 3-3
24		Buffalo	W 5-4
25	Dec. 3	NY Islanders	W 5-1
26		St. Louis	W 5-0
27		at Philadelphia	W 4-3
28		California	W 8-4
29		at Buffalo	L 3-7
30		NY Rangers	W 4-2
31		at Philadelphia	W 5-3
32		at Pittsburgh	W 3-2
33		Detroit	W 8-1
34		Atlanta	W 3-1
35		at Atlanta	W 3-1
36		at Minnesota	W 2-0
37	Jan. 1	at Vancouver	W 8-2
38		at St. Louis	L 2-4
39		at Chicago	L 4-5
40		Minnesota	T 1-1
41		at Toronto	W 4-1
42		Buffalo	W 6-0
43		NY Islanders	L 7-9
44		at Pittsburgh	L 0-3
45		California	W 5-2
46		at NY Rangers	L 2-4
47		Detroit	L 2-4
48		Chicago	L 2-4
49		Los Angeles	W 6-5
50	Feb. 1	Toronto	W 5-2
51		NY Rangers	L 3-7
52		Philadelphia	T 2-2
53		at Minnesota	W 3-2
54		Pittsburgh	W 6-3
55		Los Angeles	W 2-0
56		Vancouver	W 7-3
57		at Philadelphia	W 3-1
58		at Minnesota	L 2-5
59		at Chicago	W 4-1
60		at Vancouver	W 7-6
61		at California	W 6-2
62		at Los Angeles	W 7-5
63	Mar. 1	St. Louis	L 3-4
64		at Montreal	L 1-5
65		Chicago	W 4-0
66		at St. Louis	L 2-5
67		at Atlanta	W 3-2
68		Montreal	W 5-3

69	Mar. 13	at NY Islanders	W	3-0
70		at Buffalo	W	4-1
71		at Detroit	W	5-4
72		Atlanta	W	7-1
73		Minnesota	W	5-3
74		NY Rangers	W	3-0
75		Buffalo	W	6-1
76		at NY Rangers	W	6-3
77		at Toronto	L	3-7
78	Apr. 1	Montreal	L	3-5



John Bucyk became the first Bruin to record 1,000 career NHL points on November 9, 1972.

Player	GP	G	A	PTS	PIM
Phil Esposito	78	55	75	130	87
Bobby Orr	63	29	72	101	99
John Bucyk	78	40	53	93	12
Ken Hodge	73	37	44	81	58
Fred Stanfield	78	20	58	78	10
Wayne Cashman	76	29	39	68	100
Don Marcotte	78	24	31	55	49
Gregg Sheppard	64	24	26	50	18
Mike Walton	56	25	22	47	37
Carol Vadnais	78	7	24	31	127
Dallas Smith	78	4	27	31	72
Terry O'Reilly	72	5	22	27	109
Ace Bailey	57	8	13	21	89
Don Awrey	78	2	17	19	90
Derek Sanderson	25	5	10	15	38
Fred O'Donnell	72	10	4	14	55
Doug Roberts	45	4	7	11	7
Nick Beverley	76	1	10	11	26
Gary Doak/Detroit	44	0	5	5	51
/Boston	5	0	0	0	2
/Total	49	0	5	5	53
Richie Leduc	5	1	1	2	2
Jacques Plante	8	0	2	2	2
Matt Ravlich	5	0	1	1	0
Ross Brooks	16	0	1	1	0
Ed Johnston	45	0	1	1	2
Chris Oddleifson	6	0	0	0	0
Ron Jones	7	0	0	0	2
John Adams	14	0	0	0	0

Goaltender	GP	MIN	W-L-T	GA	GAA
Jacques Plante	8	480	7-1-0	16	2.00
Ross Brooks	16	910	11-1-3	40	2.64
John Adams	14	780	9-3-1	39	3.00
Ed Johnston	45	2505	24-17-1	137	3.28

1972-73 NOTABLES:

Home Record.....	27-10-2
Road Record.....	24-12-3
Overall Record.....	51-22-5

- The Bruins post their third consecutive season of 50+ wins.
- Phil Esposito wins the league's scoring title with Bobby Orr (third) and John Bucyk (eighth) also among the NHL leaders.
- Bobby Orr wins the Norris Trophy.
- Esposito and Orr are named to the First All-Star Team.
- November 9, 1972: John Bucyk becomes the seventh player in NHL history to record 1,000 NHL points as he scores a goal in an 8-3 win over Detroit.
- January 1, 1973: Bobby Orr sets a league record for assists by a defenseman in one game with six in an 8-2 win in Vancouver.
- January 14, 1973: Phil Esposito ties a club record with four goals in a 6-0 win over Buffalo.
- January 18, 1973: The club record for goals in a game is tied for the second straight game as John Bucyk scores four goals in a 9-7 loss to the NY Islanders.
- March 25, 1973: Phil Esposito hits the 50-goal mark for the third time in his career in a 6-1 win over Buffalo.

REGULAR SEASON SCORING & RESULTS

1973-74

Gm	Date	Opponent	Score
1	Oct. 10	Vancouver	W 6-4
2	13	at Detroit	W 9-4
3	14	NY Islanders	W 3-2
4	17	at Atlanta	L 3-4
5	21	Pittsburgh	W 8-2
6	23	at St. Louis	L 2-3
7	25	Buffalo	W 9-4
8	27	at Toronto	W 3-2
9	28	Minnesota	T 3-3
10	31	at Minnesota	W 5-0
11	Nov. 3	at NY Islanders	L 4-6
12	4	California	W 4-1
13	7	at NY Rangers	L 3-7
14	8	Montreal	W 2-1
15	11	Vancouver	W 4-2
16	14	at Montreal	W 4-3
17	15	NY Rangers	W 10-2
18	17	Detroit	W 8-0
19	18	Atlanta	W 5-2
20	22	Philadelphia	W 4-2
21	25	Los Angeles	W 3-1
22	28	at Chicago	T 3-3
23	Dec. 2	NY Islanders	W 5-3
24	8	Buffalo	W 5-2
25	9	at Philadelphia	T 3-3
26	13	Minnesota	W 4-2
27	15	Vancouver	W 7-2
28	16	California	W 5-3
29	20	Pittsburgh	W 6-5
30	22	at Detroit	L 2-4
31	23	Toronto	W 4-3
32	29	at Los Angeles	L 1-4
33	30	at California	W 8-1
34	Jan. 1	at Vancouver	T 2-2
35	4	at NY Rangers	W 4-2
36	5	at NY Islanders	W 6-2
37	10	Chicago	T 2-2
38	12	Montreal	L 3-7
39	13	at Pittsburgh	W 5-3
40	16	at Chicago	T 5-5
41	19	at Montreal	W 8-0
42	20	Los Angeles	W 5-2
43	22	at St. Louis	W 1-0
44	24	Chicago	L 1-2
45	26	at NY Islanders	W 4-0
46	27	Philadelphia	W 5-3
47	31	Atlanta	W 4-2
48	Feb. 2	at Toronto	L 2-6
49	3	Pittsburgh	W 5-4
50	7	St. Louis	W 5-3
51	9	Philadelphia	W 5-3
52	10	Minnesota	W 4-0
53	13	at California	W 9-6
54	15	at Vancouver	W 4-2
55	16	at Los Angeles	W 5-2
56	20	at Minnesota	T 5-5
57	23	at Pittsburgh	W 6-2
58	24	at Buffalo	L 2-3
59	28	Detroit	W 8-1
60	Mar. 2	at Detroit	T 4-4
61	3	Toronto	L 4-6
62	5	at Atlanta	L 1-4
63	6	at St. Louis	W 8-0
64	9	at Los Angeles	T 4-4
65	10	at California	L 2-6
66	12	Buffalo	W 4-0
67	14	at Buffalo	W 4-3
68	16	at Toronto	W 5-2
69	17	NY Rangers	W 5-2
70	21	St. Louis	W 7-0
71	23	Atlanta	L 3-4
72	24	Montreal	W 6-3
73	27	at NY Rangers	W 3-2
74	30	at Philadelphia	L 3-5
75	31	Detroit	W 6-1
76	Apr. 3	at Chicago	L 2-6
77	6	at Montreal	L 2-6
78	7	Toronto	W 6-4

Player	GP	G	A	PTS	PIM
Phil Esposito	78	68	77	145	58
Bobby Orr	74	32	90	122	82
Ken Hodge	76	50	55	105	43
Wayne Cashman	78	30	59	89	111
John Bucyk	76	31	44	75	8
Bob Schmautz/Vancouver	49	26	19	45	58
/Boston	27	7	13	20	31
/Total	76	33	32	65	89
Carol Vadnais	78	16	43	59	123
Don Marcotte	78	24	26	50	18

Gregg Sheppard	75	16	31	47	21
Terry O'Reilly	76	11	24	35	94
Andre Savard	72	16	14	30	39
Dallas Smith	77	6	21	27	64
Dave Forbes	63	10	16	26	41
Chris Oddleifson	49	10	11	21	25
Derek Sanderson	29	8	12	20	48
Fred O'Donnell	43	5	7	12	43
Al Sims	77	3	9	12	22
Darryl Edestrand/Pittsburgh	3	0	0	0	0
/Boston	52	3	8	11	20
/Total	55	3	8	11	20
Richie Leduc	28	3	3	6	12
Gary Doak	69	0	4	4	44
Ken Broderick	5	0	1	1	0
Doug Roberts	7	0	1	1	2
Gilles Gilbert	54	0	1	1	9
Nick Beverley	1	0	0	0	0
Bob Gryp	1	0	0	0	0
Doug Gibson	2	0	0	0	0
Dave Hynes	3	0	0	0	0
Al Simmons	3	0	0	0	0
Ross Brooks	21	0	0	0	2

Goaltender	GP	MINS	W-L-T	GA	GAA
Ross Brooks	21	1170	16-3-0	46	2.36
Gilles Gilbert	54	3207	34-12-8	158	2.96
Ken Broderick	5	300	2-2-1	16	3.20



Ross Brooks tied an NHL record with a 14-game win streak in 1973-74.

1973-74 NOTABLES:

Home Record.....	33-4-2
Road Record.....	19-13-7
Overall Record.....	52-17-9

- The Bruins become the first team in league history to record 50-or-more wins in four straight seasons and they tie their own league record for home wins in a season.
- Phil Esposito wins his second Hart Trophy as league MVP.
- Bobby Orr wins the Norris Trophy for the seventh straight year and John Bucyk wins his second Lady Byng Trophy.
- Bobby Orr, Phil Esposito and Ken Hodge earn First Team All-Star honors while Wayne Cashman is named to the Second Team.
- The Bruins again post the league's top four scorers as Phil Esposito takes the Art Ross trophy followed by Bobby Orr, Ken Hodge and Wayne Cashman.
- November 15, 1973: Bobby Orr sets an NHL record for points in a game by a defenseman with a 3-4=7 night in a 10-2 win over NY Rangers. All of his goals come on the power play.
- November 17, 1973: Phil Esposito sets a modern NHL record for the fastest 20 goals when he scores his 20th of the season in just the 18th game.
- December 13, 1973: Phil Esposito sets a modern NHL record for the fastest 30 goals when he scores his 30th of the season in just the 26th game.
- December 30, 1973: Chris Oddleifson ties a club record and is the only rookie in team history to score four goals in a game in an 8-1 win in California.
- February 15, 1974: Phil Esposito has an assist in a 4-2 win in Vancouver to become the second Bruin to record 1,000 NHL points.
- February 20, 1974: Phil Esposito scores 50 goals in a season for the fourth time in a 5-5 tie at Minnesota.
- February 28, 1974: Ross Brooks ties Tiny Thompson's 1929-30 NHL record with his 14th straight win, an 8-1 victory over Detroit.
- April 6, 1974: Ken Hodge scores his 50th goal of the season in a 6-2 loss in Montreal.

1974-75

Gm	Date	Opponent	Score
1	Oct. 10	at Buffalo	L 5-9

2	Oct. 13	Toronto	T 2-2
3	16	at Chicago	L 0-4
4	17	at Philadelphia	W 4-1
5	20	California	W 5-0
6	23	at Pittsburgh	T 5-5
7	24	St. Louis	T 4-4
8	27	Kansas City	W 8-2
9	30	at Minnesota	T 3-3
10	Nov. 2	at NY Islanders	L 2-3
11	3	Minnesota	W 10-1
12	5	Buffalo	T 2-2
13	7	Washington	W 10-4
14	10	Atlanta	W 4-3
15	12	at St. Louis	L 3-4
16	14	Montreal	L 1-4
17	16	Buffalo	W 7-5
18	17	at Detroit	W 5-2
19	21	California	W 4-2
20	23	at NY Rangers	W 5-2
21	24	Vancouver	W 7-4
22	27	at California	W 3-1
23	30	at Los Angeles	L 0-2
24	Dec. 4	at Montreal	T 4-4
25	5	Detroit	L 4-6
26	8	Pittsburgh	W 3-2
27	10	at Kansas City	W 6-2
28	12	Los Angeles	W 8-1
29	14	Washington	W 12-1
30	15	NY Islanders	W 5-2
31	17	Atlanta	W 5-3
32	19	NY Rangers	W 11-3
33	21	at Toronto	L 4-8
34	22	Detroit	W 5-4
35	27	at California	L 2-5
36	28	at Vancouver	L 4-6
37	Jan. 2	at Los Angeles	W 5-2
38	4	at Minnesota	W 8-0
39	7	at Washington	T 3-3
40	9	Vancouver	W 5-1
41	11	Chicago	W 5-1
42	15	at Montreal	L 3-5
43	16	Los Angeles	L 1-4
44	18	at Pittsburgh	T 4-4
45	19	Toronto	W 6-3
46	23	Kansas City	L 2-3
47	26	Philadelphia	T 2-2
48	27	at Kansas City	T 3-3
49	30	California	W 6-0
50	Feb. 1	at Toronto	L 2-3
51	2	Philadelphia	W 5-1
52	5	at Atlanta	T 3-3
53	6	Minnesota	W 3-2
54	8	at Detroit	W 8-5
55	9	NY Islanders	W 5-1
56	12	at Chicago	L 3-8
57	13	at Buffalo	L 1-3
58	16	at Philadelphia	L 3-4
59	18	at Vancouver	W 3-1
60	21	at California	L 4-6
61	22	at Los Angeles	L 0-6
62	25	Pittsburgh	W 6-4
63	27	Detroit	W 9-4
64	Mar. 2	Chicago	W 6-2
65	4	at Washington	W 8-0
66	7	at Atlanta	W 4-2
67	9	Atlanta	W 5-2
68	11	NY Rangers	W 6-3
69	12	at Pittsburgh	L 3-5
70	15	at NY Islanders	L 1-3
71	16	St. Louis	W 7-2
72	19	at Montreal	L 1-2
73	22	Washington	W 8-2
74	23	at NY Rangers	L 5-7
75	26	at St. Louis	L 1-3
76	29	at Toronto	T 1-1
77	30	Montreal	T 2-2
78	Apr. 1	Buffalo	L 1-3
79	3	at Buffalo	L 2-4
80	6	Toronto	T 4-4

Player	GP	G	A	PTS	PIM
Bobby Orr	80	46	89	135	101
Phil Esposito	79	61	66	127	62
John Bucyk	78	29	52	81	10
Gregg Sheppard	76	30	48	78	19
Carol Vadnais	79	18	56	74	129
Ken Hodge	72	23	43	66	90
Don Marcotte	80	31	33	64	76
Bobby Schmautz	56	21	30	51	63
Andre Savard	77	19	25	44	45
Terry O'Reilly	68	15	20	35	146
Hank Nowak/Detroit	56	8	14	22	69
/Boston	21	4	7	11	26

REGULAR SEASON SCORING & RESULTS


/Total	77	12	21	33	95
Wayne Cashman	42	11	22	33	24
Dave Forbes	68	18	12	30	80
Dallas Smith	79	3	20	23	84
Earl Anderson/Detroit	45	7	3	10	12
/Boston	19	2	4	6	4
/Total	64	9	7	16	16
Al Sims	75	4	8	12	73
Darryl Edestrand	68	1	9	10	56
Walt McKechnie	53	3	3	6	8
Dave Hynes	19	4	0	4	2
Rod Graham	14	2	1	3	7
Steve Langdon	1	0	1	1	0
Gilles Gilbert	53	0	1	1	10
Gordie Clark	1	0	0	0	0
Jack Rathwell	1	0	0	0	0
Craig Sarner	7	0	0	0	0
Ken Broderick	15	0	0	0	2
Gary Doak	40	0	0	0	30

Goaltender	GP	MINS	W-L-T	GA	GAA
Ken Broderick	15	802	7-6-0	32	2.39
Ross Brooks	17	966	10-3-3	48	2.98
Gilles Gilbert	53	3019	23-17-11	158	3.14

1974-75 NOTABLES:

Home Record.....	29-5-6
Road Record.....	11-21-8
Overall Record.....	40-26-14

- Bobby Orr takes the Art Ross scoring title, wins his eighth straight Norris Trophy and eighth First Team All-Star berth.
- Phil Esposito finishes second in the league's scoring race and is named to the Second All-Star Team.
- November 3, 1974: The Bruins have ten different goal scorers in a 10-1 victory over Minnesota.
- December 19, 1974: Phil Esposito ties a club record for points in a game with a 3-4=7 effort in an 11-3 victory over NY Rangers.
- December 22, 1974: Phil Esposito scores his 500th NHL goal vs. Detroit. He is the first Bruin to reach that milestone and just the sixth NHL player overall.
- February 8, 1975: Phil Esposito scores his 50th goal in an 8-5 win in Detroit and adds an assist for his 100th point of the year. He joins Bobby Hull as the only NHL players with five 50-goal seasons.
- March 4, 1975: A hip injury forces John Bucyk out of the lineup in Washington and snaps his club-record streak of consecutive games played at 418 dating back to January 23, 1969.
- March 9, 1975: Bobby Orr sets an NHL record for goals in a season by a defenseman with his 38th of the year in a 5-2 win over Atlanta. He would finish the season with 46.



Bobby Orr won his eighth and final Norris Trophy in 1974-75 after setting a league record for goals by a defenseman with 46.

1975-76


Gm	Date	Opponent	Score
1	Oct. 9	Montreal	L 4-9
2	12	NY Islanders	T 3-3
3	16	at Detroit	T 2-2
4	18	at NY Islanders	W 5-2
5	19	Toronto	W 3-0
6	23	Kansas City	L 2-3
7	25	at Montreal	L 2-6
8	26	Detroit	W 7-3
9	30	St. Louis	W 3-2
10	Nov. 1	at Philadelphia	L 1-8
11	2	California	W 5-0
12	5	at Buffalo	L 0-4
13	8	at Vancouver	L 2-4
14	9	at California	W 6-3

15	Nov. 13	Minnesota	W 6-0
16	15	at Atlanta	W 5-3
17	16	Kansas City	W 4-2
18	19	at Detroit	T 3-3
19	20	NY Islanders	T 2-2
20	23	Toronto	T 3-3
21	25	Los Angeles	W 4-2
22	26	at NY Rangers	W 6-4
23	29	at Chicago	T 4-4
24	30	Pittsburgh	W 4-2
25	Dec. 4	Washington	W 3-2
26	6	at Toronto	W 4-2
27	7	Montreal	T 2-2
28	11	NY Rangers	L 1-5
29	13	at Pittsburgh	T 4-4
30	14	Vancouver	W 3-2
31	17	at Washington	W 3-2
32	20	Buffalo	W 5-3
33	21	Atlanta	L 1-2
34	23	Los Angeles	L 3-4
35	26	at Buffalo	W 6-3
36	28	at Philadelphia	W 4-2
37	31	at Minnesota	W 6-1
38	Jan. 2	at Vancouver	T 4-4
39	3	at Los Angeles	W 3-0
40	10	California	W 3-2
41	11	at Washington	W 7-4
42	13	Pittsburgh	W 6-2
43	15	Los Angeles	W 4-0
44	17	at St. Louis	L 5-7
45	22	Buffalo	W 5-3
46	24	at Detroit	W 6-1
47	25	Philadelphia	W 5-3
48	29	Chicago	W 5-3
49	30	at Atlanta	W 4-2
50	Feb. 1	Atlanta	W 5-3
51	5	Pittsburgh	W 5-1
52	7	at Toronto	L 4-11
53	8	Detroit	W 7-0
54	11	at Minnesota	W 5-2
55	13	at California	W 6-5
56	15	at Chicago	W 4-1
57	18	at Kansas City	T 3-3
58	21	at NY Islanders	W 2-1
59	22	at NY Rangers	W 5-2
60	26	St. Louis	W 4-2
61	27	at Washington	T 3-3
62	29	Vancouver	W 5-3
63	Mar. 3	at Los Angeles	W 5-3
64	5	at California	L 3-4
65	7	Washington	W 4-3
66	9	at Atlanta	L 0-9
67	11	Toronto	W 6-2
68	13	at Montreal	L 2-4
69	14	California	W 4-2
70	16	at St. Louis	T 3-3
71	18	at Kansas City	W 5-2
72	20	NY Rangers	W 8-1
73	24	at Pittsburgh	T 5-5
74	25	Chicago	W 4-2
75	27	Philadelphia	T 4-4
76	28	Montreal	T 2-2
77	30	Buffalo	T 4-4
78	Apr. 1	at Buffalo	L 2-7
79	3	at Toronto	W 4-2
80	4	Minnesota	T 2-2

Player	GP	G	A	PTS	PIM
Jean Ratelle/NY Rangers	13	5	10	15	2
/Boston	67	31	59	90	16
/Total	80	36	69	105	18
John Bucyk	77	36	47	83	20
Gregg Sheppard	70	31	43	74	28
Wayne Cashman	80	28	43	71	87
Bobby Schmautz	75	28	34	62	116
Ken Hodge	72	25	36	61	42
Brad Park/NY Rangers	13	2	4	6	23
/Boston	43	16	37	53	95
/Total	56	18	41	59	118
Terry O'Reilly	80	23	27	50	150
Andre Savard	79	17	23	40	60
Don Marcotte	58	16	20	36	24
Dallas Smith	77	7	25	32	103
Dave Forbes	79	16	13	29	52
Doug Gibson	50	7	18	25	0
Darryl Edestrand	77	4	17	21	103
Bobby Orr	10	5	13	18	22
Phil Esposito	12	6	10	16	8
Hank Nowak	66	7	3	10	41
Joe Zanus	60	1	7	8	30
Al Sims	48	4	3	7	43
Carol Vadnais	12	2	5	7	17
Gary Doak	58	1	6	7	60

Doug Halward	22	1	5	6	6
Barry Smith	19	1	0	1	2
Kent Ruhne	2	0	1	1	0
Earl Anderson	5	0	1	1	2
Gordie Clark	7	0	1	1	0
Al Simmons	7	0	1	1	21
Rick Adduono	1	0	0	0	0
Stan Jonathan	1	0	0	0	0
Paul O'Neil	1	0	0	0	0
Ray Maluta	2	0	0	0	2
Mike Milbury	3	0	0	0	9
Steve Langdon	4	0	0	0	2
Dave Reece	14	0	0	0	0
Gerry Cheevers	15	0	0	0	2
Gilles Gilbert	55	0	0	0	18

Goaltender	GP	MINS	W-L-T	GA	GAA
Gerry Cheevers	15	898	8-2-5	41	2.74
Gilles Gilbert	55	3121	33-8-10	151	2.90
Dave Reece	14	776	7-5-2	43	3.32



Gilles Gilbert set an NHL record with a 17-game win streak in 1975-76.

1975-76 NOTABLES:

Home Record.....	27-5-8
Road Record.....	21-10-9
Overall Record.....	48-15-17

- The Bruins win the Adams Division title with a 48-15-17 record.
- Brad Park is named a First Team NHL All-Star after coming to the team in November, 1975 in one of the biggest trades in NHL history.
- Jean Ratelle, who came to the Bruins with Park in the Esposito trade, wins the Lady Byng Trophy.
- Don Cherry wins the Jack Adams Trophy.
- October 30, 1975: John Bucyk scores his 500th NHL goal in a 3-2 win over St. Louis. He is the second Bruin and seventh player overall to reach that milestone.
- November 5, 1975: Phil Esposito plays his final game as a Bruin in a 4-0 loss in Buffalo.
- November 26, 1975: Bobby Orr plays his final game in a Bruins uniform in a 6-4 win at NY Rangers.
- February 7, 1976: Toronto's Darryl Sittler sets an NHL record with six goals and four assists for ten points in an 11-4 Maple Leafs victory.
- February 29, 1976: Gilles Gilbert sets an NHL record with his 17th consecutive victory, a 5-3 win over Vancouver. The streak would be snapped with a 4-3 loss in California on March 5.
- March 30, 1976: Jean Ratelle scores a goal for his 100th point of the season in a 4-4 tie with Buffalo.

1976-77

Gm	Date	Opponent	Score
1	Oct. 7	Minnesota	W 6-2
2	9	at Toronto	L 5-7
3	10	Cleveland	W 4-3
4	13	at NY Rangers	W 5-1
5	15	Toronto	W 5-3
6	17	Montreal	W 5-3
7	19	at St. Louis	L 5-6
8	20	at Colorado	W 2-1
9	23	at Los Angeles	W 4-2
10	27	at NY Rangers	W 4-3
11	30	at Montreal	W 4-3
12	31	at Buffalo	L 1-4
13	Nov. 4	Chicago	W 7-5
14	7	Vancouver	W 3-1
15	10	at Detroit	W 6-4
16	11	NY Islanders	T 2-2
17	14	Colorado	W 5-3
18	18	Washington	W 3-2
19	19	at Washington	W 4-1
20	21	Detroit	W 4-2
21	24	at Pittsburgh	W 4-0

REGULAR SEASON SCORING & RESULTS

22	Nov.	25	Vancouver	W	4-2
23		27	at Toronto	L	2-4
24		30	Buffalo	L	2-6
25	Dec.	1	at Chicago	W	5-3
26		3	at Atlanta	L	1-3
27		5	Washington	T	5-5
28		9	Philadelphia	L	1-3
29		11	at Philadelphia	L	3-4
30		12	Detroit	L	3-5
31		16	St. Louis	W	5-2
32		18	at Cleveland	L	4-6
33		19	Pittsburgh	W	6-3
34		21	at NY Islanders	L	0-3
35		23	NY Rangers	T	3-3
36		26	Cleveland	W	6-3
37		29	at Vancouver	W	8-1
38	Jan.	1	at Los Angeles	L	2-5
39		5	at Cleveland	W	3-2
40		8	at Minnesota	L	1-3
41		9	at Chicago	W	4-2
42		11	at Washington	W	3-2
43		13	Los Angeles	W	4-3
44		15	Minnesota	T	3-3
45		17	Montreal	W	7-3
46		20	NY Islanders	L	3-4
47		21	at Cleveland	W	5-2
48		23	Atlanta	W	3-0
49		27	Colorado	L	4-6
50		29	Toronto	T	3-3
51		30	at Pittsburgh	L	2-5
52	Feb.	1	at St. Louis	T	3-3
53		3	St. Louis	W	5-4
54		4	at Atlanta	L	3-6
55		6	Washington	W	5-2
56		10	at Buffalo	L	3-4
57		12	at Montreal	L	3-8
58		13	Cleveland	W	4-2
59		16	at Vancouver	W	7-3
60		19	at Los Angeles	L	0-2
61		23	at Minnesota	L	1-2
62		25	at Colorado	W	5-2
63		27	at Pittsburgh	T	2-2
64	Mar.	1	Detroit	W	8-3
65		3	at NY Rangers	W	4-1
66		5	Buffalo	W	3-1
67		6	Chicago	W	6-2
68		8	Atlanta	W	3-2
69		10	NY Rangers	W	10-3
70		12	at Philadelphia	W	3-1
71		13	Los Angeles	T	2-2
72		17	Buffalo	W	4-2
73		21	Montreal	L	1-5
74		23	at Detroit	W	6-0
75		24	Philadelphia	L	2-6
76		26	at Toronto	W	7-5
77		27	Pittsburgh	W	3-0
78		30	at Buffalo	W	4-3
79	Apr.	2	at NY Islanders	W	5-3
80		3	Toronto	W	7-4

Player	GP	G	A	PTS	PIM
Jean Ratelle	78	33	61	94	22
Peter McNab	80	38	48	86	11
Gregg Sheppard	77	31	36	67	20
Brad Park	77	12	55	67	67
Terry O'Reilly	79	14	41	55	147
Bobby Schmautz	57	23	29	52	62
Wayne Cashman	65	15	37	52	76
Don Marcotte	80	27	18	45	20
John Bucyk	49	20	23	43	12
Rick Middleton	72	20	22	42	2
Stan Jonathan	69	17	13	30	69
Matti Hagman	75	11	17	28	0
Mike Milbury	77	6	18	24	166
Rick Smith	46	6	16	22	30
Dallas Smith	58	2	20	22	40
Earl Anderson	40	10	11	21	4
Dave Forbes	73	9	11	20	47
Gary Doak	76	3	13	16	107
Hank Nowak	24	7	5	12	14
John Wensink	23	4	6	10	32
Ray Maluta	23	2	3	5	4
Doug Halward	18	2	2	4	6
Gerry Cheevers	45	0	4	4	46
Darryl Edestrand	17	0	3	3	16
Joe Zanussi	8	0	1	1	8
Gilles Gilbert	34	0	1	1	15
Clayton Pachal	1	0	0	0	12
Jim Pettie	1	0	0	0	0
Al Sims	1	0	0	0	0

Goaltender	GP	MINS	W-L-T	GA	GAA
Gilles Gilbert	34	2038	18-13-3	97	2.86

Jim Pettie	1	60	1-0-0	3	3.00
Gerry Cheevers	45	2698	30-10-5	137	3.05

1976-77 NOTABLES:

Home Record.....	27-7-6
Road Record.....	22-16-2
Overall Record.....	49-23-8

- The Bruins take their second straight Adams Division crown.
- November 30, 1976: A 6-2 loss to Buffalo snaps a 31-game home unbeaten streak at 26-0-5 spanning two seasons. It is Boston's first home loss since a 4-3 setback to Los Angeles on December 23, 1975 and is their first in the calendar year of 1976.
- February 19, 1976: The Bruins and Kings play a penalty-free game as Los Angeles takes a 2-0 win. It is the first penalty-free game involving the Bruins since January 30, 1966.
- March 1, 1977: Mike Milbury ties a team rookie record with four assists in an 8-3 win vs. Detroit.
- March 24, 1977: Mike Milbury sets a club single-season penalty minute record as a fighting major and game misconduct give him 162 on the season.
- April 3, 1977: Jean Ratelle has two assists in a 8-4 win over Toronto to become the third Bruin to record 1,000 NHL points.



Jean Ratelle became the third Bruin to record 1,000 NHL points with a two-assist effort on April 3, 1977.

1977-78

Gm	Date	Opponent	Score
1	Oct. 13	Atlanta	T 2-2
2	15	at NY Islanders	L 1-3
3	16	Montreal	L 0-2
4	19	at St. Louis	W 7-3
5	22	at Los Angeles	W 4-3
6	23	at Vancouver	T 3-3
7	25	at Colorado	T 4-4
8	26	at Minnesota	L 0-3
9	29	at Pittsburgh	W 5-3
10	Nov. 3	Buffalo	L 1-4
11	5	at Montreal	L 2-5
12	6	NY Islanders	W 5-3
13	10	Los Angeles	W 5-2
14	12	at Atlanta	W 6-3
15	13	Cleveland	W 3-1
16	17	Vancouver	T 4-4
17	19	at Toronto	W 3-1
18	20	Chicago	W 1-0
19	23	at Buffalo	W 2-0
20	24	Washington	W 6-0
21	26	NY Rangers	W 3-2
22	27	St. Louis	W 4-1
23	Dec. 1	Minnesota	W 4-2
24	3	at Cleveland	T 4-4
25	4	Toronto	W 3-1
26	8	Detroit	W 6-4
27	10	Pittsburgh	W 6-2
28	11	at NY Rangers	W 8-2
29	15	at Philadelphia	L 4-6
30	17	at NY Islanders	L 1-4
31	18	Cleveland	W 2-1
32	21	Colorado	W 6-3
33	23	Philadelphia	W 6-1
34	27	at Washington	W 6-3
35	28	at Cleveland	T 5-5
36	31	at Detroit	W 7-0
37	Jan. 4	at Chicago	W 3-0
38	7	at Minnesota	W 3-1
39	8	at Buffalo	L 3-5
40	10	NY Rangers	L 2-3
41	12	Los Angeles	W 6-1
42	14	at Montreal	L 3-5
43	19	Washington	W 4-1
44	21	Detroit	W 7-1

45	Jan.	22	Cleveland	L	2-3
46		26	Colorado	W	4-3
47		27	at Washington	W	5-2
48		29	Pittsburgh	W	8-2
49	Feb.	1	at St. Louis	W	5-3
50		2	at Buffalo	L	1-3
51		4	at Pittsburgh	W	8-1
52		5	Toronto	T	3-3
53		9	at Detroit	W	5-3
54		15	at Toronto	W	4-2
55		18	at Chicago	L	2-4
56		21	at Colorado	W	3-2
57		22	at Vancouver	W	6-4
58		25	at Los Angeles	W	4-2
59		28	Philadelphia	T	4-4
60	Mar.	2	Atlanta	W	4-3
61		4	Buffalo	W	7-3
62		5	Vancouver	W	6-3
63		7	St. Louis	W	7-2
64		9	at Detroit	T	2-2
65		11	at Philadelphia	L	2-6
66		12	Los Angeles	W	9-3
67		16	Minnesota	W	7-2
68		18	at NY Rangers	W	6-3
69		19	Toronto	W	6-4
70		21	at Cleveland	W	5-3
71		23	Chicago	W	7-0
72		25	at Atlanta	L	3-6
73		26	Montreal	T	2-2
74		28	at Washington	T	4-4
75		30	Pittsburgh	W	6-3
76	Apr.	1	at Montreal	L	1-7
77		2	NY Rangers	W	8-3
78		6	Buffalo	L	2-5
79		8	at Toronto	W	3-1
80		9	NY Islanders	L	2-5

Player	GP	G	A	PTS	PIM
Terry O'Reilly	77	29	61	90	211
Jean Ratelle	80	25	59	84	10
Peter McNab	79	41	39	80	4
Brad Park	80	22	57	79	79
Wayne Cashman	76	24	38	62	69
Rick Middleton	79	25	35	60	8
Gregg Sheppard	54	23	36	59	24
Bobby Schmautz	54	27	27	54	87
Don Marcotte	77	20	34	54	16
Stan Jonathan	68	27	25	52	116
Bob Miller	76	20	20	40	41
Mike Milbury	80	8	30	38	151
John Wensink	80	16	20	36	181
Rick Smith	79	7	29	36	69
John Bucyk	53	5	13	18	18
Gary Doak	61	4	13	17	50
Dennis O'Brien/Minnesota	13	0	2	2	32
/Colorado	16	0	2	2	12
/Cleveland	23	0	3	3	31
/Boston	16	2	3	5	29
/Total	68	2	10	12	104
Al Sims	43	2	8	10	6
Matti Hagman	15	4	1	5	2
Mike Forbes	32	0	4	4	15
Dwight Foster	14	2	1	3	6
Doug Halward	25	0	2	2	2
Gerry Cheevers	21	0	1	1	14
Gilles Gilbert	25	0	1	1	8
Ron Grahame	40	0	1	1	0
Darryl Edestrand	1	0	0	0	0
Jim Pettie	1	0	0	0	6
Steve Langdon	2	0	0	0	0
Sean Shanahan	6	0	0	0	7
Clayton Pachal	10	0	0	0	14



Terry O'Reilly led the team in points and penalty minutes in 1977-78, becoming only the second player in team history to do so.

REGULAR SEASON SCORING & RESULTS

Goaltender	GP	MINS	W-L-T	GA	GAA
Gilles Gilbert	25	1324	15-6-2	56	2.54
Gerry Cheevers	21	1084	10-5-2	48	2.66
Ron Grahame	40	2328	26-6-7	107	2.76
Jim Pettie	1	60	0-1-0	6	6.00

1977-78 NOTABLES:

Home Record.....	29-6-5
Road Record.....	22-12-6
Overall Record	51-18-11

- The Bruins set a league record with 11 players scoring 20-or-more goals.
- Brad Park is named a First Team NHL All-Star.
- Terry O'Reilly finishes seventh overall in the league's scoring race.
- December 15, 1977: A 6-4 loss in Philadelphia snaps Boston's 17-game unbeaten streak at 15-0-2.
- April 2, 1978: Wayne Cashman ties a club record with four goals in an 8-3 win over NY Rangers.

1978-79

Gm	Date	Opponent	Score
1	Oct. 12	Pittsburgh	W 8-2
2	14	at Pittsburgh	T 4-4
3	15	Toronto	W 4-2
4	18	at Los Angeles	W 3-2
5	20	at Vancouver	W 5-1
6	22	at Chicago	L 5-6
7	24	at St. Louis	W 7-2
8	25	at Minnesota	T 2-2
9	28	at Toronto	W 5-3
10	Nov. 2	NY Islanders	W 4-1
11	4	Philadelphia	L 3-7
12	5	Montreal	T 1-1
13	9	Washington	W 6-2
14	11	at Detroit	L 1-7
15	12	at Buffalo	T 4-4
16	16	Toronto	L 4-6
17	17	at Atlanta	W 6-2
18	19	St. Louis	W 5-2
19	23	Buffalo	W 5-2
20	25	at Washington	T 5-5
21	26	Atlanta	W 4-2
22	30	at Buffalo	W 4-3
23	Dec. 2	Philadelphia	W 5-3
24	3	at NY Rangers	W 3-2
25	5	at Toronto	W 5-1
26	7	Detroit	W 6-5
27	9	at Philadelphia	L 2-9
28	10	Minnesota	T 4-4
29	12	Vancouver	W 7-3
30	14	Washington	W 5-2
31	16	NY Rangers	W 4-1
32	17	at NY Rangers	W 4-1
33	21	Colorado	W 4-2
34	23	Buffalo	W 6-4
35	27	at Toronto	T 1-1
36	30	at Montreal	L 1-6
37	31	at Buffalo	W 7-3
38	Jan. 3	at Chicago	W 6-3
39	5	at Colorado	W 5-3
40	6	at Minnesota	W 5-2
41	11	Minnesota	W 6-4
42	13	at Pittsburgh	L 3-5
43	14	Los Angeles	L 3-6
44	16	at St. Louis	L 2-5
45	18	St. Louis	W 4-0
46	20	Buffalo	L 1-2
47	22	Atlanta	W 3-1
48	25	NY Islanders	L 2-4
49	27	at Montreal	L 1-3
50	28	Los Angeles	L 3-5
51	31	at Chicago	T 2-2
52	Feb. 1	Chicago	W 6-1
53	3	at NY Islanders	T 4-4
54	4	Vancouver	W 6-1
55	14	at NY Rangers	L 1-5
56	15	at Philadelphia	L 3-5
57	17	at Minnesota	T 3-3
58	20	at Colorado	W 5-3
59	21	at Los Angeles	L 1-3
60	24	at Vancouver	W 4-3
61	27	Colorado	L 2-4
62	Mar. 1	Philadelphia	T 4-4
63	3	Minnesota	W 5-0
64	4	at Detroit	W 6-4
65	8	at Atlanta	L 5-7
66	10	at Minnesota	W 4-3
67	11	NY Islanders	T 4-4

68	Mar. 13	at NY Islanders	L 2-7
69	15	NY Rangers	L 4-7
70	17	Chicago	W 4-2
71	19	Toronto	W 4-3
72	22	Pittsburgh	L 1-3
73	24	Detroit	W 5-2
74	28	at Buffalo	L 2-9
75	29	Minnesota	W 7-4
76	31	at Washington	W 4-1
77	Apr. 1	Montreal	T 3-3
78	4	at Toronto	T 3-3
79	5	Buffalo	L 3-9
80	8	Toronto	W 6-3

Player	GP	G	A	PTS	PIM
Rick Middleton	71	38	48	86	7
Peter McNab	76	35	45	80	10
Terry O'Reilly	80	26	51	77	205
Jean Ratelle	80	27	45	72	12
Wayne Cashman	75	27	40	67	63
Bob Miller	77	15	33	48	30
Don Marcotte	79	20	27	47	10
John Wensink	76	28	18	46	106
Bobby Schmautz	65	20	22	42	77
Brad Park	40	7	32	39	10
Mike Milbury	74	1	34	35	149
Dick Redmond	64	7	26	33	21
Al Sims	67	9	20	29	28
Rick Smith	65	7	18	25	46
Mike Walton/St. Louis	22	7	11	18	6
/Boston	14	4	2	6	0
/Total	36	11	13	24	6
Dwight Foster	44	11	13	24	14
Al Secord	71	16	7	23	125
Gary Doak	63	6	11	17	28
Stan Jonathan	33	6	9	15	96
Dennis O'Brien	64	2	8	10	107
Bill Bennett	7	1	4	5	2
Tom Songin	17	3	1	4	0
Gerry Cheevers	43	0	2	2	23
Graeme Nicolson	1	0	0	0	0
Ab DeMarco	3	0	0	0	0
Jim Pettie	19	0	0	0	17
Gilles Gilbert	23	0	0	0	16

Goaltender	GP	MINS	W-L-T	GA	GAA
Gerry Cheevers	43	2508	23-9-10	132	3.16
Gilles Gilbert	23	1253	12-8-2	74	3.54
Jim Pettie	19	1037	8-6-2	62	3.59



Rick Middleton led the team in goals and points in the 1978-79 season.

1978-79 NOTABLES:

Home Record.....	25-10-5
Road Record.....	18-13-9
Overall Record	43-23-14

- The Bruins win their fourth straight Adams Division title.
- December 30, 1978: Gerry Cheevers' 16-game unbeaten streak is snapped at 12-0-4 with a 6-1 loss in Montreal.
- January 9, 1979: Bobby Orr's number 4 jersey is retired in ceremonies prior to the Bruins' hosting of the Soviet Wings in an exhibition game.
- March 17, 1979: Brad Park ties a club record with four assists in the first period as he assists on all Boston goals in a 4-2 win over Chicago.

1979-80

Gm	Date	Opponent	Score
1	Oct. 11	Winnipeg	W 4-0
2	13	at Washington	W 5-2
3	14	Pittsburgh	L 1-4
4	18	NY Islanders	W 3-2

5	Oct. 20	Los Angeles	W 5-4
6	23	at St. Louis	T 5-5
7	26	at Winnipeg	L 2-3
8	28	at Chicago	W 4-1
9	30	at Los Angeles	T 4-4
10	Nov. 2	at Vancouver	T 3-3
11	4	at Edmonton	W 2-1
12	8	Edmonton	W 4-2
13	10	at Pittsburgh	W 6-1
14	11	Atlanta	W 6-3
15	15	Washington	W 3-2
16	17	at Toronto	W 2-0
17	18	Hartford	W 5-4
18	20	at Quebec	W 5-3
19	22	Quebec	W 7-4
20	24	at Montreal	L 1-3
21	25	Montreal	W 4-2
22	27	Buffalo	L 2-5
23	Dec. 1	at Detroit	L 3-6
24	2	Colorado	L 3-5
25	4	at Philadelphia	T 2-2
26	6	at NY Islanders	L 3-4
27	9	Vancouver	W 5-3
28	13	Detroit	T 6-6
29	15	Chicago	L 1-2
30	16	at Buffalo	W 5-1
31	20	Toronto	W 10-0
32	22	Philadelphia	L 2-5
33	23	at NY Rangers	W 4-3
34	26	at Atlanta	W 5-3
35	30	at Chicago	L 3-5
36	Jan. 2	at Minnesota	L 1-2
37	4	at Winnipeg	W 2-1
38	8	at Colorado	T 2-2
39	10	St. Louis	L 4-7
40	12	Atlanta	W 5-3
41	13	Colorado	W 6-2
42	16	at Quebec	W 3-1
43	17	Edmonton	W 7-1
44	19	NY Rangers	W 6-3
45	21	Minnesota	W 3-0
46	24	Buffalo	W 4-3
47	26	at Pittsburgh	W 6-4
48	27	Pittsburgh	L 3-5
49	30	at Hartford	L 2-8
50	31	NY Islanders	W 4-2
51	Feb. 2	Quebec	W 7-2
52	3	at Philadelphia	T 3-3
53	7	Toronto	W 8-6
54	9	Chicago	W 5-2
55	10	Montreal	L 2-3
56	14	at Buffalo	T 3-3
57	16	at Colorado	W 5-3
58	20	at Los Angeles	L 0-3
59	23	at Vancouver	T 4-4
60	24	at Edmonton	W 4-2
61	27	at Hartford	W 6-3
62	28	NY Rangers	L 2-5
63	Mar. 1	Los Angeles	W 4-0
64	2	at NY Rangers	L 1-2
65	5	at Detroit	W 5-3
66	8	at NY Islanders	W 5-3
67	9	Hartford	T 1-1
68	12	at Washington	L 4-6
69	13	Detroit	W 4-2
70	15	Vancouver	T 2-2
71	16	Washington	T 3-3
72	18	at St. Louis	T 3-3
73	19	at Minnesota	L 4-7
74	22	at Atlanta	W 5-2
75	23	Philadelphia	W 7-2
76	27	St. Louis	W 7-1
77	30	Winnipeg	W 3-1
78	Apr. 2	at Toronto	W 5-2
79	5	at Montreal	L 1-6
80	6	Minnesota	W 4-2

Player	GP	G	A	PTS	PIM
Rick Middleton	80	40	52	92	24
Peter McNab	74	40	38	78	10
Jean Ratelle	67	28	45	73	8
Ray Bourque	80	17	48	65	73
Terry O'Reilly	71	19	42	61	265
Dick Redmond	76	14	33	47	39
Bob Miller	80	16	25	41	53
Stan Jonathan	79	21	19	40	208
Al Secord	77	23	16	39	170
Dwight Foster	57	10	28	38	42
Bobby Lalonde/Atlanta	3	0	1	1	2
/Boston	71	10	25	35	28
/Total	74	10	26	36	30
Wayne Cashman	44	11	21	32	19
Craig MacTavish	46	11	17	28	8

REGULAR SEASON SCORING & RESULTS

Rick Smith	78	8	18	26	62
Mike Milbury	72	10	13	23	59
Brad Park	32	5	16	21	27
John Wensink	69	9	11	20	110
Brad McCrimmon	72	5	11	16	94
Don Marcotte	32	4	11	15	0
Bobby Schmautz	20	8	6	14	8
Gary Doak	52	0	5	5	45
Tom Songin	17	1	3	4	16
Gilles Gilbert	33	0	1	1	10
Marco Baron	1	0	0	0	0
Doug Morrison	1	0	0	0	0
Jim Stewart	1	0	0	0	0
Dennis O'Brien	3	0	0	0	2
Yves Belanger	8	0	0	0	0
Gerry Cheevers	42	0	0	0	62

Goaltender	GP	MINS	W-L-T	GA	GAA
Gilles Gilbert	33	1931	20-9-3	88	2.73
Gerry Cheevers	42	2474	24-11-7	116	2.81
Marco Baron	1	40	0-0-0	2	3.00
Yves Belanger	8	328	2-0-3	19	3.48
Jim Stewart	1	20	0-1-0	5	15.00



Peter McNab hit the 40-goal mark for the second time in his career in 1979-80.

1979-80 NOTABLES:

Home Record.....	27-9-4
Road Record.....	19-12-9
Overall Record.....	46-21-13

- Ray Bourque becomes the first non-goaltender in league history to win the Calder Trophy and be named a First Team All-Star in the same season.
- Bourque sets an NHL record for points in a season by a rookie defenseman with 65.
- October 11, 1979: Ray Bourque plays his first NHL game and records his first NHL points with a goal and an assist in a 4-0 victory over Winnipeg.
- February 7, 1980: Ray Bourque has three assists in an 8-6 win over Toronto to set a new team single-season rookie assists record.
- March 5, 1980: Ray Bourque has a goal and two assists to set a new team single-season rookie points mark.
- March 13, 1980: John Bucyk's number 9 is retired by the team in pre-game ceremonies.
- April 2, 1980: Gerry Cheevers gets a two-minute delay of game penalty to set a new NHL single-season goaltender penalty minutes record at 62.

1980-81

Gm	Date	Opponent	Score
1	Oct. 9	NY Rangers	W 7-2
2	11	at NY Islanders	L 2-5
3	12	Montreal	W 3-2
4	15	at Minnesota	L 2-3
5	16	at Calgary	L 1-2
6	18	at St. Louis	L 2-3
7	22	at Los Angeles	L 0-4
8	24	at Vancouver	L 2-3
9	26	at Winnipeg	T 7-7
10	30	Calgary	L 1-3
11	Nov. 2	at Philadelphia	L 2-4
12	6	NY Islanders	L 2-4
13	9	Pittsburgh	W 7-4
14	11	at Detroit	T 4-4
15	13	Winnipeg	T 5-5
16	15	at Pittsburgh	W 7-4
17	16	Philadelphia	W 1-0
18	20	Colorado	W 4-2
19	22	at Washington	T 2-2
20	23	Toronto	T 5-5
21	26	at NY Rangers	L 4-6
22	27	Pittsburgh	T 3-3

23		29	Edmonton	W	6-3
24	Dec. 2		Detroit	W	5-3
25		6	at Montreal	L	1-4
26		7	Washington	W	7-3
27		10	at Quebec	W	6-4
28		11	Quebec	L	3-5
29		13	Vancouver	L	1-2
30		14	Los Angeles	W	7-1
31		17	at Hartford	L	4-5
32		18	St. Louis	L	3-7
33		20	Hartford	T	4-4
34		27	at Toronto	W	6-3
35		28	at Buffalo	L	2-5
36		31	at Chicago	W	4-2
37	Jan. 2		at Edmonton	L	4-7
38		3	at Colorado	L	1-4
39		5	at Winnipeg	W	4-1
40		8	Detroit	W	7-4
41		10	at NY Islanders	W	3-2
42		12	Minnesota	W	4-3
43		13	at Detroit	T	3-3
44		15	at Chicago	L	2-3
45		17	Philadelphia	W	6-4
46		19	Buffalo	W	5-1
47		22	St. Louis	W	7-3
48		24	Los Angeles	L	4-6
49		26	Colorado	W	5-3
50		29	Winnipeg	W	7-6
51	Feb. 1		NY Islanders	W	6-3
52		4	at Hartford	T	3-3
53		5	NY Rangers	W	6-3
54		7	at Montreal	L	2-6
55		8	Quebec	L	3-4
56		12	at Colorado	T	3-3
57		14	at Los Angeles	W	5-4
58		18	at Vancouver	W	7-5
59		20	at Edmonton	W	5-1
60		21	at Calgary	L	2-7
61		25	at Quebec	L	3-5
62		26	Minnesota	W	5-1
63	Mar. 1		Buffalo	W	6-4
64		3	at St. Louis	L	2-4
65		4	at Minnesota	T	3-3
66		7	Chicago	W	7-1
67		8	Vancouver	W	4-1
68		11	at Toronto	T	4-4
69		13	at Washington	W	7-1
70		15	Hartford	W	4-2
71		18	at NY Rangers	L	2-3
72		19	at Philadelphia	L	3-5
73		21	Calgary	W	4-3
74		23	Edmonton	W	7-2
75		26	Toronto	L	2-3
76		28	Chicago	W	5-2
77		30	at Buffalo	T	2-2
78	Apr. 2		Washington	L	2-3
79		4	at Pittsburgh	W	5-2
80		5	Montreal	L	2-4

Player	GP	G	A	PTS	PIM
Rick Middleton	80	44	59	103	16
Peter McNab	80	37	46	83	24
Brad Park	78	14	52	66	111
Wayne Cashman	77	25	35	60	80
Ray Bourque	67	27	29	56	96
Steve Kasper	76	21	35	56	94
Mike O'Connell/Chicago	34	5	16	21	32
/Boston	48	10	22	32	42
/Total	82	15	38	53	74
Dwight Foster	77	24	28	52	62
Terry O'Reilly	77	8	35	43	223
Stan Jonathan	74	14	24	38	192
Jean Ratelle	47	11	26	37	16
Dick Redmond	78	15	20	35	60
Don Marcotte	72	20	13	33	32
Brad McCrimmon	78	11	18	29	148
Keith Crowder	47	13	12	25	172
Mike Gillis/Colorado	51	11	7	18	54
/Boston	17	2	4	6	15
/Total	68	13	11	24	69
Mike Milbury	77	0	18	18	222
Bobby Lalonde	62	4	12	16	31
Doug Morrison	18	7	3	10	13
Bob Miller	30	4	4	8	19
Craig MacTavish	24	3	5	8	13
Barry Pederson	9	1	4	5	6
Larry Melnyk	26	0	4	4	39
Al Secord	18	0	3	3	42
Tom Songin	9	1	1	2	6
Jim Craig	23	0	1	1	11
Rogie Vachon	53	0	1	1	6
Marco Baron	10	0	0	0	7
Gary Doak	11	0	0	0	12

Goaltender	GP	MINS	W-L-T	GA	GAA
Marco Baron	10	505	3-4-1	24	2.85
Rogie Vachon	53	3014	25-19-6	168	3.34
Jim Craig	23	1270	9-7-6	78	3.68



Brad Park became just the second defenseman in NHL history to record 500 career assists on December 11, 1980 vs. Quebec.

1980-81 NOTABLES:

Home Record.....	26-10-4
Road Record.....	11-20-9
Overall Record.....	37-30-13

- Ray Bourque earns a Second Team All-Star berth.
- November 16, 1980: Rogie Vachon records his 50th NHL shutout with a 1-0 win vs. Philadelphia.
- December 11, 1980: Brad Park becomes just the second defenseman in NHL history to record 500 career assists in a 5-3 loss to Quebec.
- February 26, 1981: Boston and Minnesota combine for a league-record 406 penalty minutes as the Bruins are called for 195 and the North Stars are whistled for 211. Keith Crowder sets a club mark with 43 PIM in the game (four minors, one major, two 10-minute misconducts, one game misconduct).
- March 28, 1981: Rick Middleton has three assists in a 5-2 win over Chicago to hit the 100-point mark for the first time in his career.

1981-82

Gm	Date	Opponent	Score
1	Oct. 8	Quebec	L 5-7
2	10	at Hartford	T 1-1
3	11	Washington	W 6-3
4	14	at Chicago	W 8-5
5	16	at Colorado	W 6-1
6	17	at Los Angeles	W 5-4
7	20	at St. Louis	W 4-3
8	22	at Detroit	T 2-2
9	24	at Montreal	L 0-7
10	29	Montreal	T 5-5
11	31	NY Rangers	W 7-3
12	Nov. 1	Hartford	W 4-1
13	5	Vancouver	W 2-1
14	7	at Quebec	W 10-1
15	8	Minnesota	L 1-4
16	12	Edmonton	W 5-2
17	14	Pittsburgh	T 3-3
18	15	at Buffalo	L 1-3
19	19	Hartford	W 6-1
20	21	at Toronto	W 5-3
21	22	Quebec	L 1-6
22	24	at NY Islanders	L 1-3
23	26	Philadelphia	L 1-3
24	28	NY Islanders	W 5-4
25	Dec. 3	Buffalo	W 6-3
26	5	at Quebec	W 5-3
27	9	at NY Rangers	W 4-3
28	10	St. Louis	L 2-3
29	13	Colorado	W 5-1
30	17	Montreal	L 1-5
31	19	at Montreal	L 2-5
32	20	Los Angeles	W 6-4
33	23	at Washington	W 7-4
34	26	at Hartford	W 9-6
35	29	at Vancouver	W 5-3
36	30	at Calgary	W 4-2
37	Jan. 2	at Edmonton	T 4-4
38	3	at Winnipeg	W 8-5
39	5	at Montreal	L 1-3
40	7	Winnipeg	W 8-6
41	9	at Quebec	L 1-6
42	11	Toronto	W 5-2
43	14	NY Islanders	W 5-4
44	16	Hartford	T 3-3

REGULAR SEASON SCORING & RESULTS

45	Jan.	17	at Philadelphia	L	3-7
46		20	at Pittsburgh	L	4-5
47		21	Toronto	W	4-2
48		23	Washington	W	3-1
49		25	Calgary	T	3-3
50		28	Montreal	L	3-6
51		30	at Hartford	L	2-3
52		31	Colorado	W	4-2
53	Feb.	3	at Buffalo	W	5-2
54		4	Buffalo	W	5-2
55		6	Chicago	L	3-4
56		11	at Minnesota	W	4-2
57		13	at Calgary	L	3-6
58		14	at Edmonton	T	2-2
59		17	at Vancouver	L	3-6
60		20	at Detroit	W	7-5
61		21	at Philadelphia	W	1-0
62		24	at Hartford	L	3-4
63		27	NY Rangers	L	4-6
64	Mar.	2	at St. Louis	T	2-2
65		3	at Pittsburgh	W	3-2
66		6	Los Angeles	W	4-0
67		7	at Chicago	L	1-5
68		9	at Montreal	L	2-4
69		11	Winnipeg	W	7-4
70		13	Detroit	W	5-3
71		14	Montreal	L	2-5
72		16	at Buffalo	T	3-3
73		20	Buffalo	W	6-4
74		22	Quebec	W	5-4
75		25	Buffalo	W	5-1
76		27	Minnesota	L	5-6
77		28	at Buffalo	L	5-9
78	Apr.	1	Quebec	L	5-8
79		3	at Quebec	W	5-4
80		4	Hartford	W	7-2

Player	GP	G	A	PTS	PIM
Rick Middleton	75	51	43	94	12
Barry Pederson	80	44	48	92	53
Peter McNab	80	36	40	76	19
Ray Bourque	65	17	49	66	51
Brad Park	75	14	42	56	82
Terry O'Reilly	70	22	30	52	213
Steve Kasper	73	20	31	51	72
Keith Crowder	71	23	21	44	101
Wayne Cashman	64	12	31	43	59
Mike O'Connell	80	5	35	40	75
Tom Fergus	61	15	24	39	12
Don Marcotte	69	13	21	34	14
Normand Leveille	66	14	19	33	49
Bruce Crowder	63	16	11	27	31
Stan Jonathan	67	6	17	23	57
Mike Gillis	53	9	8	17	54
Mike Milbury	51	2	10	12	71
Brad McCrimmon	78	1	8	9	83
Randy Hillier	25	0	8	8	29
Larry Melnyk	48	0	8	8	84
Mike Krushelnyski	17	3	3	6	2
Marco Baron	44	0	2	2	35
Craig MacTavish	2	0	1	1	0
Rogie Vachon	38	0	1	1	0
Dave Barr	2	0	0	0	0
Mike Moffat	2	0	0	0	0
Doug Morrison	3	0	0	0	0
Dick Redmond	17	0	0	0	4

Goaltender	GP	MINS	W-L-T	GA	GAA
Mike Moffat	2	120	2-0-0	6	3.00
Marco Baron	44	2516	22-16-4	144	3.43
Rogie Vachon	38	2162	19-11-6	132	3.66

1981-82 NOTABLES:

Home Record.....	24-12-4
Road Record.....	19-15-6
Overall Record.....	43-27-10

- Steve Kasper wins the Selke Trophy and Rick Middleton takes home the Lady Byng Trophy.
- Ray Bourque is voted to the First All-Star Team while Middleton takes Second Team honors.
- November 1, 1981: Marco Baron's shutout bid is spoiled by a Rick Meagher goal at 19:59 of the third period in a 4-1 win over Hartford.
- November 7, 1981: The Nordiques score the game's opening tally before Boston scores ten unanswered goals in a 10-1 victory.
- November 19, 1981: Wayne Cashman ties a club record with four assists in the second period of a 6-1 win over Hartford.
- February 4, 1982: Barry Pederson scores twice in a 5-2 win over Buffalo and sets a new club rookie goals record with his

27th and 28th of the season.

- February 27, 1982: Barry Pederson sets a team rookie points record with his 66th and 67th of the season in a two-assist effort vs. NY Rangers.

- March 25, 1982: Barry Pederson becomes just the fifth rookie in NHL history to score 40 goals in a season in a 5-1 win over Buffalo.

- March 28, 1982: Rick Middleton scores his 50th goal of the season in a 9-5 loss in Buffalo.

- April 4, 1982: Barry Pederson ties a club mark with a 3-4=7 effort as he figures in all Boston goals in a 7-2 win over Hartford.



Steve Kasper won the Selke Trophy in 1981-82

1982-83

Gm	Date	Opponent	Score
1	Oct. 7	Montreal	L 1-5
2		at Hartford	W 5-4
3		Pittsburgh	W 4-3
4		at New Jersey	T 2-2
5	Oct. 14	Vancouver	W 2-1
6		Edmonton	T 6-6
7		at Calgary	W 3-1
8		at Edmonton	W 5-3
9		at Vancouver	L 2-3
10		at Los Angeles	L 4-5
11		at Toronto	L 1-4
12		at Montreal	T 4-4
13	Nov. 3	at Buffalo	W 3-2
14		Hartford	L 2-5
15		Detroit	W 7-0
16		Quebec	L 2-3
17		Buffalo	W 3-2
18		St. Louis	W 7-3
19		at Quebec	W 7-4
20		at NY Islanders	W 3-1
21		at Pittsburgh	L 3-4
22		Calgary	W 2-1
23		at Philadelphia	T 4-4
24		NY Islanders	T 1-1
25		Hartford	W 8-0
26	Dec. 2	Quebec	T 3-3
27		at Montreal	W 6-4
28		Philadelphia	W 6-4
29		at Quebec	L 5-10
30		Montreal	W 8-5
31		Chicago	W 4-2
32		at Washington	L 3-4
33		Buffalo	W 8-1
34		Los Angeles	W 4-0
35		at Hartford	W 5-1
36		New Jersey	W 5-2
37		at St. Louis	W 3-0
38		at Minnesota	W 5-3
39	Jan. 2	at Winnipeg	L 4-6
40		at Chicago	W 4-1
41		at New Jersey	T 2-2
42		at Montreal	W 2-1
43		at Toronto	W 6-4
44		Quebec	W 2-0
45		NY Rangers	W 2-0
46		Minnesota	W 4-3
47		Buffalo	W 4-0
48		at Detroit	W 3-1
49		at NY Rangers	W 3-1
50		Detroit	W 7-3
51		Winnipeg	T 2-2
52	Feb. 3	Quebec	W 5-3
53		Hartford	W 7-4
54		at Buffalo	W 5-1
55		Pittsburgh	W 7-3
56		Vancouver	W 3-1
57		at Buffalo	L 1-3
58		at Winnipeg	L 5-6

59	Feb.	19	at Minnesota	W	6-2
60		22	at Los Angeles	L	3-5
61		25	at Buffalo	L	6-7
62		27	at Hartford	W	4-3
63		28	Toronto	W	6-3
64	Mar.	3	Buffalo	L	2-3
65		5	Chicago	W	6-3
66		6	Edmonton	W	5-2
67		8	at Quebec	W	11-5
68		10	Montreal	L	1-3
69		12	Philadelphia	W	5-2
70		13	at Washington	L	4-6
71		17	Washington	L	1-2
72		19	Calgary	T	2-2
73		20	at NY Rangers	W	4-0
74		22	at NY Islanders	W	3-1
75		24	St. Louis	W	7-6
76		26	Hartford	W	7-4
77		27	at Hartford	L	1-5
78		29	at Quebec	W	4-3
79	Apr.	2	at Montreal	L	1-2
80		3	Montreal	T	4-4

Player	GP	G	A	PTS	PIM
Barry Pederson	77	46	61	107	47
Rick Middleton	80	49	47	96	8
Keith Crowder	74	35	39	74	105
Peter McNab	74	22	52	74	23
Ray Bourque	65	22	51	73	20
Mike Krushelnyski	79	23	42	65	43
Tom Fergus	80	28	35	63	39
Mike O'Connell	80	14	39	53	42
Bruce Crowder	80	21	19	40	58
Brad Park	76	10	26	36	82
Craig MacTavish	75	10	20	30	18
Luc Dufour	73	14	11	25	107
Mike Milbury	78	9	15	24	216
Terry O'Reilly	19	6	14	20	40
Brad Palmer	73	6	11	17	18
Wayne Cashman	65	4	11	15	20
Marty Howe	78	1	11	12	24
Randy Hillier	70	0	10	10	99
Normand Leveille	9	3	6	9	0
Steve Kasper	24	2	6	8	24
Gord Kluzak	70	1	6	7	105
Dave Barr	10	1	1	2	7
Pete Peeters	63	0	2	2	33
Mike Gillis	5	0	1	1	0
Stan Jonathan	1	0	0	0	0
Larry Melnyk	1	0	0	0	0
Scott McLellan	2	0	0	0	0
Marco Baron	9	0	0	0	4
Mike Moffat	12	0	0	0	2

Goaltender	GP	MINS	W-L-T	GA	GAA
Pete Peeters	63	3667	40-12-9	145	2.37
Marco Baron	9	514	6-3-0	33	3.85
Mike Moffat	12	612	4-5-1	46	4.51



Pete Peeters won the Vezina Trophy in 1982-83 as the first Boston goaltender to capture the award since 1941-42.

1982-83 NOTABLES:

Home Record.....	28-6-6
Road Record.....	22-14-4
Overall Record.....	50-20-10

- The Bruins win the Adams Division title, reaching the 50-win mark for the sixth time in their history.
- Pete Peeters wins the Vezina Trophy as the league's top goaltender and earns a First Team All-Star berth as well.
- Ray Bourque is named to the Second All-Star Team.
- Barry Pederson ranks sixth overall in the league's scoring race.
- October 23, 1982: Normand Leveille suffers a career-ending cerebral hemorrhage during the first intermission of a game in Vancouver.

REGULAR SEASON SCORING & RESULTS


- February 3, 1983: Wayne Cashman plays his 1,000th NHL game in a 5-3 win over Quebec.
- February 13, 1983: Pete Peeters extends his unbeaten streak to 31 games at 26-0-5 with a 3-1 win over Vancouver. It is the second longest such streak in NHL history, trailing only Gerry Cheevers' NHL mark of 32 games.
- March 8, 1983: Ray Bourque becomes the first Bruins defenseman since Bobby Orr to record a hat trick.

1983-84

Gm	Date	Opponent	Score
1	Oct. 6	Quebec	W 9-3
2	8	at Hartford	L 3-4
3	9	Hartford	W 4-1
4	13	Montreal	W 4-2
5	15	Buffalo	W 5-3
6	18	at Quebec	L 3-5
7	20	at Philadelphia*	T 3-3
8	22	at Pittsburgh	W 6-1
9	25	at Chicago	L 1-5
10	27	at Minnesota	W 8-1
11	29	at St. Louis	W 3-2
12	Nov. 3	St. Louis	W 9-5
13	5	at Montreal	W 10-4
14	6	Los Angeles	W 7-3
15	9	at Buffalo	L 1-3
16	12	at Quebec	W 6-4
17	13	Washington	W 4-2
18	17	Toronto	W 4-1
19	19	NY Rangers*	T 6-6
20	22	at Montreal	L 2-4
21	24	Quebec	L 3-6
22	26	New Jersey	W 6-2
23	Dec. 1	Vancouver	W 7-1
24	3	Minnesota	L 2-6
25	5	at Washington	W 4-1
26	6	at Pittsburgh	W 5-3
27	8	Montreal	W 6-2
28	10	Buffalo	L 2-4
29	11	Winnipeg	W 4-2
30	15	Hartford	W 4-2
31	17	Chicago	L 2-5
32	18	at Chicago	W 5-1
33	20	at Hartford	W 7-2
34	22	Minnesota	L 2-4
35	26	at Buffalo	W 2-1
36	28	at Calgary	W 5-3
37	30	at Edmonton	L 0-2
38	31	at Vancouver*	T 5-5
39	Jan. 3	at NY Islanders	W 4-2
40	5	Quebec	L 3-8
41	7	NY Rangers	W 5-2
42	11	at Detroit	W 7-2
43	12	at St. Louis	W 6-2
44	14	Pittsburgh	W 7-3
45	16	NY Islanders	W 2-0
46	17	at Quebec	L 3-7
47	19	Quebec	W 4-3
48	21	at Hartford	W 2-0
49	23	Buffalo	L 3-5
50	28	Winnipeg	W 5-2
51	29	Montreal	L 2-7
52	Feb. 2	Buffalo	W 5-3
53	4	Philadelphia	W 8-5
54	5	Detroit	L 5-6
55	8	at Toronto	L 4-6
56	9	Toronto	L 3-6
57	11	Edmonton	W 4-1
58	15	at Buffalo	L 4-7
59	17	at Edmonton	L 2-5
60	18	at Calgary*	T 5-5
61	21	at Vancouver	W 5-2
62	22	at Los Angeles	W 6-3
63	25	at Winnipeg	L 2-5
64	27	at Buffalo	W 3-1
65	Mar. 1	Los Angeles*	W 4-3
66	3	Hartford*	T 3-3
67	4	at Hartford	L 4-6
68	8	Calgary	W 3-2
69	10	at Montreal	W 4-2
70	11	Washington	L 1-2
71	14	at Detroit	W 4-2
72	15	at Philadelphia	L 3-6
73	17	New Jersey	L 3-5
74	20	at NY Rangers	W 6-4
75	22	NY Islanders*	T 3-3
76	24	at Montreal	W 5-2
77	27	at Quebec	W 6-4
78	29	Hartford	W 4-3
79	31	Montreal	W 2-1
80	Apr. 1	at New Jersey	W 3-1

Player	GP	G	A	PTS	PIM
Barry Pederson	80	39	77	116	64
Rick Middleton	80	47	58	105	14
Ray Bourque	78	31	65	96	57
Tom Fergus	69	25	36	61	12
Mike O'Connell	75	18	42	60	42
Keith Crowder	63	24	28	52	128
Mike Krushelnyski	66	25	20	45	55
Craig MacTavish	70	20	23	43	35
Gord Kluzak	80	10	27	37	135
Peter McNab	52	14	16	30	10
Nevin Markwart	70	14	16	30	121
Dave Silk	35	13	17	30	64
Terry O'Reilly	58	12	18	30	124
Jim Nill/Vancouver	51	9	6	15	78
/Boston	27	3	2	5	81
/Total	78	12	8	20	159
Bruce Crowder	74	6	14	20	44
Mike Milbury	74	2	17	19	159
Guy Lapointe	45	2	16	18	34
Mike Gillis	50	6	11	17	35
Randy Hillier	69	3	12	15	125
Steve Kasper	27	3	11	14	19
Luc Dufour	41	6	4	10	47
Dave Donnelly	16	3	4	7	2
Lyndon Byers	10	2	4	6	32
Doug Kostynski	9	3	1	4	2
Greg Johnston	15	2	1	3	2
John Blum/Edmonton	4	0	1	1	2
/Boston	12	1	1	2	30
/Total	16	1	2	3	32
Brian Curran	16	1	1	2	57
Jim Schoenfeld	39	0	2	2	20
Dave Reid	8	1	0	1	2
Geoff Courttnall	4	0	0	0	0
Mike Moffat	4	0	0	0	0
Doug Keans	33	0	0	0	2
Pete Peeters	49	0	0	0	36

Goaltender	GP	MINS	W-L-T	GA	GAA
Doug Keans	33	1777	19-8-3	92	3.11
Pete Peeters	49	2865	29-16-2	151	3.16
Mike Moffat	4	186	1-1-1	15	4.84



Mike O'Connell set a club record for defensemen with a seven-game goal streak in 1983-84.

1983-84 NOTABLES:

Home Record.....	25-12-3
Road Record.....	24-13-3
Overall Record.....	49-25-6

- The Bruins win the Adams Division crown for the second straight year.
- Linemates Barry Pederson (sixth) and Rick Middleton (tenth) rank among the league's scoring leaders.
- Ray Bourque is named to the First All-Star Team.
- October 20, 1983: The Bruins and Flyers play to a 3-3 tie in Boston's first overtime game since March 7, 1942.
- January 7, 1984: Mike O'Connell scores a goal in Quebec, extending his goal streak to seven games, the longest ever by a club defenseman.
- March 14, 1984: Barry Pederson hits the 100-point mark for the second straight season with two goals in Detroit.
- March 27, 1984: Barry Pederson ties a club record with four goals and adds an assist in a 6-4 win in Quebec. Rick Middleton has a 1-3=4 effort in reaching 100 points for the second time in his career.

1984-85

Gm	Date	Opponent	Score
1	Oct. 11	Pittsburgh	W 4-3
2	13	at Hartford*	L 2-3
3	14	Hartford	W 4-2
4	16	at Edmonton	L 2-7

5	Oct. 19	at Calgary	L 2-8
6	21	at Winnipeg	L 2-3
7	24	at St. Louis	W 4-1
8	27	at NY Islanders	W 8-3
9	28	at NY Rangers	W 6-4
10	Nov. 1	Quebec	W 7-1
11	3	at Montreal	L 1-3
12	4	NY Islanders	W 6-2
13	8	Detroit	W 5-2
14	10	at Detroit	W 4-2
15	11	St. Louis*	T 1-1
16	14	at Buffalo	L 2-4
17	15	New Jersey	W 5-3
18	17	Philadelphia	L 3-5
19	21	at Philadelphia	L 3-4
20	24	Chicago	L 1-2
21	25	Montreal	W 7-4
22	29	Edmonton	L 2-4
23	Dec. 1	Washington*	L 4-5
24	3	at Quebec*	T 3-3
25	5	at Buffalo*	T 3-3
26	6	Montreal	L 1-3
27	8	Buffalo	L 1-3
28	12	at NY Rangers*	T 3-3
29	13	Quebec*	T 5-5
30	15	Vancouver*	W 2-1
31	18	at Montreal	W 6-4
32	19	at Hartford	L 5-6
33	22	at Toronto	L 4-6
34	23	Minnesota	W 4-3
35	27	at Los Angeles*	T 6-6
36	29	at Minnesota	W 5-3
37	30	at Winnipeg	W 5-3
38	Jan. 1	at Washington	L 1-5
39	5	NY Rangers*	T 3-3
40	7	Los Angeles*	W 5-4
41	9	at Toronto	W 5-3
42	10	Buffalo	L 0-3
43	12	Detroit	W 4-3
44	15	at New Jersey	W 3-2
45	17	Calgary	L 3-4
46	19	at Quebec	L 3-4
47	21	Montreal	W 3-1
48	24	Buffalo	W 5-2
49	26	Hartford	L 2-3
50	27	at Hartford	W 8-4
51	30	at Buffalo	L 2-6
52	31	Quebec	W 6-5
53	Feb. 2	Winnipeg	L 3-4
54	7	Hartford	W 7-5
55	9	Chicago	L 5-6
56	10	at Chicago	L 3-4
57	14	at Los Angeles*	T 3-3
58	16	at Vancouver*	L 2-3
59	20	at Minnesota	W 3-2
60	23	at NY Islanders	L 1-7
61	28	Philadelphia	W 6-1
62	Mar. 2	Vancouver	W 5-0
63	5	at Quebec	L 4-6
64	7	Hartford	W 4-0
65	9	Pittsburgh*	L 5-6
66	10	at Washington	W 3-2
67	13	at Pittsburgh	W 7-3
68	14	at New Jersey	W 7-4
69	16	Calgary	L 3-5
70	18	Quebec	L 4-8
71	21	St. Louis*	T 1-1
72	23	at Hartford	L 2-5
73	24	at Buffalo	W 4-3
74	26	at Montreal	L 3-5
75	28	Edmonton	W 6-3
76	30	Montreal	L 3-7
77	Apr. 2	at Quebec	L 4-6
78	4	Buffalo	W 5-3
79	6	at Montreal*	T 4-4
80	7	Toronto	W 5-1

Player	GP	G	A	PTS	PIM
Ray Bourque	73	20	66	86	53
Rick Middleton	80	30	46	76	6
Ken Linseman	74	25	49	74	126
Tom Fergus	79	30	43	73	75
Keith Crowder	79	32	38	70	152
Charlie Simmer/Los Angeles	5	1	0	1	4
/Boston	63	33	30	63	35
/Total	68	34	30	64	39
Mike O'Connell	78	15	40	55	64
Butch Goring/NY Islanders	29	2	5	7	2
/Boston	39	13	21	34	6
/Total	68	15	26	41	8
Steve Kasper	77	16	24	40	33
Louis Sleigher/Quebec	6	1	2	3	0
/Boston	70	12	19	31	45

REGULAR SEASON SCORING & RESULTS


/Total	76	13	21	34	45
Terry O'Reilly	63	13	17	30	168
Geoff Courtnall	64	12	16	28	82
Dave Reid	35	14	13	27	27
Morris Lukowich/Winnipeg	47	5	9	14	31
/Boston	22	5	8	13	21
/Total	69	10	17	27	52
Mats Thelin	73	5	13	18	78
John Blum	75	3	13	16	263
Mike Milbury	78	3	13	16	152
Dave Donnelly	38	6	8	14	46
Dave Silk	29	7	5	12	22
Barry Pederson	22	4	8	12	10
Lyndon Byers	33	3	8	11	41
Jim Nill	49	1	9	10	62
Frank Simonetti	43	1	5	6	26
Nevin Markwart	26	0	4	4	36
Brian Curran	56	0	1	1	158
Doug Morrison	1	0	0	0	2
Don Sylvestri	3	0	0	0	2
Greg Johnston	6	0	0	0	0
Doug Kostynski	6	0	0	0	2
Cleon Daskalakis	8	0	0	0	0
Doug Keans	25	0	0	0	6
Pete Peeters	51	0	0	0	20

Goaltender	GP	MINS	W-L-T	GA	GAA
Doug Keans	25	1496	16-6-3	82	3.29
Pete Peeters	51	2971	19-26-4	172	3.47
Don Sylvestri	3	103	0-0-2	6	3.53
Cleon Daskalakis	8	290	1-2-1	24	4.97

1984-85 NOTABLES:

Home Record.....	21-15-4
Road Record.....	15-19-6
Overall Record.....	36-34-10

- Ray Bourque earns his fourth NHL First Team All-Star berth.
- Bourque sets an NHL record for point streak by a defenseman with four goals and 24 assists during a 17-game stretch from October 27-December 3.



Charlie Simmer was one of four 30-goal scorers for the Bruins in 1984-85.

1985-86

Gm	Date	Opponent	Score
1	Oct. 10	Toronto	W 3-1
2	12	at Detroit	W 9-2
3	13	Montreal	W 7-2
4	16	at Vancouver*	T 3-3
5	18	at Edmonton	L 2-3
6	19	at Calgary	W 6-3
7	22	at Los Angeles	W 5-2
8	27	at NY Rangers	L 1-2
9	29	at New Jersey	W 6-4
10	31	Los Angeles	W 7-4
11	Nov. 2	Chicago	W 5-4
12	5	at Quebec	L 5-7
13	7	Hartford	W 2-1
14	9	at Philadelphia	L 3-5
15	10	Minnesota	W 2-1
16	13	at Buffalo	L 4-6
17	14	at Toronto*	T 6-6
18	16	Washington*	T 2-2
19	18	at Montreal	L 2-6
20	21	NY Islanders*	T 4-4
21	23	Philadelphia	W 5-4
22	28	Quebec	L 0-3
23	30	at Quebec	L 0-2
24	Dec. 1	New Jersey	W 4-2
25	5	Montreal	W 8-6
26	7	at Hartford	L 2-7
27	8	Buffalo*	T 3-3
28	10	at Philadelphia	L 4-7

29	Nov. 12	Quebec*	T 1-1
30	14	NY Rangers	W 4-2
31	19	Hartford	W 2-1
32	21	Minnesota	W 5-2
33	22	at Buffalo	L 3-5
34	26	at Pittsburgh	L 3-4
35	28	at St. Louis	W 5-1
36	29	at Chicago	L 3-4
37	31	at Buffalo*	T 6-6
38	Jan. 2	at NY Islanders	L 5-7
39	4	Buffalo	W 4-0
40	8	at Montreal	L 3-5
41	9	St. Louis	L 2-7
42	11	Winnipeg	W 8-4
43	13	Edmonton	L 3-5
44	16	Calgary	W 3-2
45	19	at Winnipeg	W 2-1
46	22	at Detroit*	L 5-6
47	23	Winnipeg	W 7-5
48	25	Detroit	W 6-3
49	27	Hartford	W 6-3
50	29	at Hartford*	W 5-4
51	Feb. 1	at Montreal	L 1-2
52	2	Pittsburgh	W 3-2
53	6	Buffalo	L 6-8
54	8	NY Rangers	L 2-3
55	9	Quebec*	L 3-4
56	11	at Chicago	L 4-5
57	15	at St. Louis	L 1-5
58	16	at Minnesota	W 5-3
59	18	at Calgary	L 4-7
60	22	at Edmonton*	W 6-5
61	23	at Vancouver	W 6-1
62	25	at Quebec	W 7-4
63	27	Washington	L 1-2
64	Mar. 1	New Jersey	W 8-3
65	2	at Hartford	L 1-4
66	6	Quebec*	L 4-5
67	8	at Montreal	L 3-8
68	12	at Pittsburgh	W 5-2
69	13	Montreal	W 3-2
70	15	Vancouver*	T 1-1
71	20	Los Angeles	W 6-3
72	22	NY Islanders*	T 3-3
73	23	at Hartford*	T 5-5
74	25	at Washington	L 3-6
75	27	Montreal*	T 3-3
76	29	Buffalo	W 2-1
77	30	at Buffalo	W 5-3
78	Apr. 3	Toronto	W 4-2
79	5	at Quebec*	T 2-2
80	6	Hartford	L 3-4



Barry Pederson, with two 100-point seasons as a Bruin, played his final season in Boston in 1985-86.

Player	GP	G	A	PTS	PIM
Keith Crowder	78	38	46	84	177
Ken Linseman	64	23	58	81	95
Ray Bourque	74	19	58	77	68
Barry Pederson	79	29	47	76	60
Reed Larson/Detroit	67	19	41	60	109
/Boston	13	3	4	7	8
/Total	80	22	45	67	117
Charlie Simmer	55	36	24	60	42
Rick Middleton	49	14	30	44	10
Randy Burridge	52	17	25	42	28
Steve Kasper	80	17	23	40	73
Gord Kluzak	70	8	31	39	153
Geoff Courtnall	64	21	16	37	61
Dave Pasin	71	18	19	37	50
Kraig Nienhuis	71	16	14	30	37
Mike O'Connell	63	8	21	29	47
Michael Thelven	60	6	20	26	48
Nevin Markwart	65	7	15	22	207
Bill Derlago/Toronto	1	0	0	0	0
/Boston	39	5	16	21	15
/Total	40	5	16	21	15

Dave Reid	37	10	10	20	10
Dwight Foster/Detroit	55	6	12	18	48
/Boston	13	0	0	0	4
/Total	68	6	12	18	52
John Blum	61	1	7	8	80
Mike Milbury	22	2	5	7	102
Brian Curran	43	2	5	7	192
Louis Sleigher	13	4	2	6	20
Jay Miller	32	0	6	6	14
Mats Thelin	31	2	3	5	29
Morris Lukowich	14	1	4	5	10
Jay Miller	46	3	0	3	178
Lyndon Byers	5	0	2	2	9
Pete Peeters	8	0	2	2	4
Greg Johnston	20	0	2	2	0
Frank Simonetti	17	1	0	1	14
Doug Keans	30	0	1	1	12
Wade Campbell/Winnipeg	24	0	1	1	27
/Boston	8	0	0	0	15
/Total	32	0	1	1	42
Cleon Daskalakis	2	0	0	0	0
John Carter	3	0	0	0	0
Bill Ranford	4	0	0	0	0
Dave Donnelly	8	0	0	0	17
Pat Riggan	39	0	0	0	4

Goaltender	GP	MINS	W-L-T	GA	GAA
Bill Ranford	4	239	3-1-0	10	2.51
Pat Riggan	39	2269	17-11-8	127	3.36
Doug Keans	30	1754	14-13-3	107	3.66
Pete Peeters	8	484	3-4-1	31	3.84
Cleon Daskalakis	2	120	0-2-0	10	5.00

1985-86 NOTABLES:

Home Record.....	24-9-7
Road Record.....	13-22-5
Overall Record.....	37-31-12

- Ray Bourque earns Second Team All-Star honors.
- Charlie Simmer becomes the first Bruin to win the Masterton Trophy for "sportsmanship, perseverance and dedication to hockey".

1986-87

Gm	Date	Opponent	Score
1	Oct. 9	Calgary	L 3-5
2	11	at New Jersey	L 4-5
3	12	Hartford	W 7-2
4	14	at Winnipeg	W 2-1
5	16	at Minnesota	W 5-3
6	18	at Los Angeles	W 4-1
7	22	at Vancouver	L 1-5
8	24	at Edmonton	L 2-6
9	26	at Calgary	W 6-0
10	30	Montreal*	T 3-3
11	Nov. 1	at Philadelphia	L 2-4
12	2	Buffalo	L 1-7
13	5	at Buffalo	L 3-8
14	8	at Quebec	W 5-1
15	12	at Pittsburgh	L 1-2
16	13	Edmonton*	W 4-3
17	15	New Jersey*	T 5-5
18	17	at Montreal*	L 2-3
19	19	at Buffalo*	T 4-4
20	20	Montreal	L 1-3
21	22	St. Louis	W 6-5
22	24	at Toronto	W 3-2
23	26	at Washington	T 2-2
24	28	at Buffalo	L 3-4
25	29	Buffalo	W 6-2
26	Dec. 4	Quebec	W 3-2
27	6	Philadelphia	W 5-0
28	7	NY Islanders	W 3-1
29	11	Vancouver	W 4-2
30	13	at Montreal	W 4-2
31	14	at Quebec	W 6-2
32	18	Hartford	L 5-6
33	20	Chicago	L 2-6
34	23	at Hartford	L 0-2
35	27	at Los Angeles*	L 1-2
36	30	at St. Louis	L 3-4
37	Jan. 2	at New Jersey	W 7-2
38	3	at NY Islanders	W 5-4
39	5	Montreal	L 1-2
40	8	Detroit*	T 4-4
41	10	Philadelphia	L 4-5
42	12	NY Rangers	W 4-1
43	14	at Hartford	L 0-2
44	15	Hartford	W 6-4
45	17	Pittsburgh	W 4-2

REGULAR SEASON SCORING & RESULTS

46	Jan.	20	at Quebec	W	5-3
47		22	Montreal	W	7-3
48		24	Calgary	W	5-3
49		26	Buffalo	W	6-2
50		29	Hartford	L	3-6
51		31	Winnipeg	W	6-3
52	Feb.	1	at NY Rangers	L	4-5
53		5	Pittsburgh	W	6-5
54		7	Toronto	W	8-5
55		8	Quebec	L	1-2
56		14	at Toronto	L	4-5
57		16	at Montreal	L	3-7
58		18	at Buffalo	L	3-4
59		20	at Winnipeg	L	2-6
60		21	at Minnesota	W	1-0
61		25	at Hartford	L	4-6
62		26	Quebec	W	6-2
63		28	Buffalo	W	5-1
64	Mar.	2	Detroit*	L	3-4
65		3	at NY Islanders*	T	4-4
66		5	at Hartford	L	2-10
67		7	Washington*	W	3-2
68		11	at NY Rangers	L	2-3
69		12	St. Louis	W	6-4
70		14	Chicago*	T	4-4
71		17	at Detroit	L	1-3
72		19	Minnesota	W	6-2
73		21	Los Angeles	W	8-6
74		22	at Washington	L	3-4
75		26	Edmonton	W	4-1
76		28	Vancouver	W	2-1
77		29	at Chicago	W	8-6
78		31	at Quebec	W	4-3
79	Apr.	4	at Montreal	L	1-3
80		5	Quebec	L	4-6



Ray Bourque won the first of his five Norris Trophies in 1986-87.

Player	GP	G	A	PTS	PIM
Ray Bourque	78	23	72	95	36
Cam Neely	75	36	36	72	143
Charlie Simmer	80	29	40	69	59
Rick Middleton	76	31	37	68	6
Tom McCarthy	68	30	29	59	31
Keith Crowder	58	22	30	52	106
Steve Kasper	79	20	30	50	51
Ken Linseman	64	15	34	49	126
Thomas Gradin	64	12	31	43	18
Geoff Courtnall	65	13	23	36	117
Reed Larson	66	12	24	36	95
Greg Johnston	76	12	15	27	79
Mike Milbury	68	6	16	22	96
Michael Thelven	34	5	15	20	18
Nevin Markwart	64	10	9	19	225
Dwight Foster	47	4	12	16	37
Paul Boutilier	52	5	9	14	84
Allen Pedersen	79	1	11	12	71
Kraig Nienhuis	16	4	2	6	2
Dave Reid	12	3	3	6	0
Bob Sweeney	14	2	4	6	21
Lyndon Byers	18	2	3	5	53
Randy Burridge	23	1	4	5	16
Jay Miller	55	1	4	5	208
Mats Thelin	59	1	3	4	69
Wade Campbell	14	0	3	3	24
Doug Keans	36	0	2	2	24
Frank Simonetti	25	1	0	1	17
John Carter	8	0	1	1	0
Bill Ranford	41	0	1	1	8
Cleon Daskalakis	2	0	0	0	0
Alain Cote	3	0	0	0	0
Pat Riggins	10	0	0	0	0
Roberto Romano	1	0	0	0	0

Goaltender	GP	MINS	W-L-T	GA	GAA
Bill Ranford	41	2226	16-20-2	124	3.34
Doug Keans	36	1942	18-8-4	108	3.34

Pat Riggins	10	512	3-5-1	29	3.40
Cleon Daskalakis	2	97	2-0-0	7	4.34
Roberto Romano	1	60	0-1-0	6	6.00

1986-87 NOTABLES:

Home Record.....	25-11-4
Road Record.....	14-23-3
Overall Record	39-34-7

- Ray Bourque leads all league defensemen in scoring and finishes tenth overall in the Art Ross scoring race.
- Bourque wins his first of five Norris Trophies as the league's top defenseman in addition to First Team All-Star honors.
- November 8, 1986: Terry O'Reilly and Mike Milbury serve as co-coaches for a 5-1 win in Quebec before O'Reilly is named the club's new head coach.
- December 4, 1986: Ray Bourque scores the game-winning goal at 19:59 of the third period in a 3-2 win over Quebec.

1987-88

Gm	Date	Opponent	Score
1	Oct. 8	Washington	W 4-3
2	10	at Quebec*	L 5-6
3	11	Hartford	W 5-2
4	15	at Los Angeles	W 3-2
5	17	at Edmonton	L 3-4
6	18	at Calgary	W 6-5
7	21	at Vancouver	W 5-4
8	24	at St. Louis	L 0-4
9	29	Quebec	L 2-4
10	31	at Montreal*	T 3-3
11	Nov. 1	NY Islanders*	L 5-6
12	4	at Hartford*	T 2-2
13	5	Toronto	L 6-7
14	7	Pittsburgh	W 4-1
15	9	at Quebec	L 4-6
16	11	at Toronto	W 3-2
17	12	Montreal	W 3-2
18	14	Hartford	W 4-1
19	17	at Calgary	W 6-3
20	18	at Winnipeg	W 4-3
21	21	at Minnesota	W 7-5
22	22	at Detroit	W 1-0
23	25	at Washington	L 1-4
24	26	Winnipeg	W 5-3
25	28	Detroit*	L 2-3
26	30	at Montreal	L 4-5
27	Dec. 2	at Hartford	W 5-3
28	3	NY Rangers	W 4-3
29	5	Chicago	W 7-3
30	8	at Philadelphia	L 2-5
31	10	Los Angeles	W 4-3
32	12	Buffalo*	T 3-3
33	17	Vancouver*	W 3-2
34	19	St. Louis	L 5-7
35	20	at Chicago	W 4-2
36	22	Buffalo	W 9-0
37	26	at NY Islanders	L 1-2
38	27	at NY Rangers	L 1-4
39	30	at Pittsburgh*	T 4-4
40	31	at Buffalo	W 2-0
41	Jan. 2	Quebec	W 5-1
42	4	Edmonton*	T 2-2
43	7	at Pittsburgh	W 3-2
44	9	at St. Louis*	W 2-1
45	11	Hartford	L 3-4
46	13	at Montreal	L 4-5
47	14	Montreal	W 3-2
48	16	Buffalo	W 5-1
49	20	at Buffalo	L 3-5
50	21	Minnesota	W 6-1
51	23	Philadelphia	L 4-6
52	28	Quebec	W 3-0
53	30	NY Rangers	L 2-4
54	Feb. 1	at Chicago	W 5-3
55	4	Montreal	W 7-3
56	6	at Quebec	W 3-2
57	7	New Jersey	W 6-3
58	12	at Edmonton	W 7-4
59	13	at Vancouver	L 5-6
60	17	at Montreal	L 2-3
61	21	at New Jersey	W 4-1
62	23	at Hartford	L 2-3
63	25	Hartford	W 5-2
64	27	Minnesota	W 7-4
65	Mar. 3	Toronto	W 5-3
66	5	New Jersey*	L 6-7
67	6	at Buffalo	L 0-3
68	8	at Detroit	L 0-2
69	10	Los Angeles*	T 3-3

70	Mar.	12	at Quebec	W	4-3
71		13	Washington	L	0-3
72		17	Calgary	L	5-7
73		19	Buffalo	L	3-4
74		20	at Buffalo	W	6-2
75		22	at Philadelphia	W	3-0
76		24	Winnipeg*	W	4-3
77		26	Quebec	W	6-2
78		31	Montreal	L	1-3
79	Apr.	2	at Hartford	L	2-4
80		3	NY Islanders	W	3-2

Player	GP	G	A	PTS	PIM
Ray Bourque	78	17	64	81	72
Ken Linseman	77	29	45	74	167
Steve Kasper	79	26	44	70	35
Cam Neely	69	42	27	69	175
Geoff Courtnall	62	32	26	58	108
Randy Burridge	79	27	28	55	105
Bob Sweeney	80	22	23	45	73
Keith Crowder	68	17	26	43	173
Glen Wesley	79	7	30	37	69
Gord Kluzak	66	6	31	37	135
Reed Larson	62	10	24	34	93
Rick Middleton	59	13	19	32	11
Michael Thelven	67	6	25	31	57
Lyndon Byers	53	10	14	24	236
Jay Miller	78	7	12	19	304
Billy O'Dwyer	77	7	10	17	83
Craig Janney	15	7	9	16	0
Nevin Markwart	25	1	12	13	85
Bobby Joyce	15	7	5	12	10
Tom McCarthy	7	2	5	7	6
Allen Pedersen	78	0	6	6	90
Frank Simonetti	30	2	3	5	19
Willi Plett	65	2	3	5	170
Tommy Lehmann	9	1	3	4	6
Doug Keans	30	0	2	2	2
Bruce Shobottom	3	0	1	1	0
John Carter	4	0	1	1	2
Wade Campbell	6	0	1	1	21
Mike Stevens	7	0	1	1	9
John Blum	19	0	1	1	70
Kraig Nienhuis	1	0	0	0	0
Greg Hawgood	1	0	0	0	0
Alain Cote	2	0	0	0	0
Paul Beraldo	3	0	0	0	0
Alan May	3	0	0	0	15
Dave Reid	3	0	0	0	0
Moe Lemay/Edmonton	4	0	0	0	0
/Boston	2	0	0	0	0
/Total	6	0	0	0	0
Andy Moog	6	0	0	0	0
Taylor Hall	7	0	0	0	4
Reggie Lemelin	49	0	0	0	2

Goaltender	GP	MINS	W-L-T	GA	GAA
Andy Moog	6	359	4-2-0	17	2.84
Reggie Lemelin	49	2822	24-17-6	138	2.93
Doug Keans	30	1658	16-11-0	90	3.26



Phil Esposito's number 7 was honored by the Bruins and Ray Bourque on December 3, 1987.

1987-88 NOTABLES:

Home Record.....	24-13-3
Road Record.....	20-17-3
Overall Record	44-30-6

- Ray Bourque wins the Norris Trophy and First Team All-Star honors for the second straight season.
- Cam Neely is named to the Second All-Star Team.
- Ray Bourque sets a team record by a defenseman with a 19-game point streak from January 16-March 5 (6-21=27 totals). It is the second-longest such streak by a defenseman in league

REGULAR SEASON SCORING & RESULTS

history.

- December 3, 1987: Phil Esposito's number 7 is retired by the team in pre-game ceremonies that saw Ray Bourque remove his #7 jersey, displaying the #77 that he would wear from that game on.

- December 19, 1987: The Bruins and Blues combine for the fastest two goals in NHL history in just two seconds during the third period, as Boston's Ken Linseman scores at 19:50 and St. Louis' Doug Gilmour tallies into an empty net at 19:52.

- March 13, 1988: Rick Middleton plays his 1,000th NHL game vs. Washington.

- March 19, 1988: Jay Miller sets a club single-season penalty minute record with 273. He ends the season with 304.

1988-89

Gm	Date	Opponent	Score
1	Oct. 6	Toronto	W 2-1
2	8	at Hartford	W 6-2
3	9	Hartford	W 3-1
4	12	at Los Angeles	L 2-6
5	15	at Minnesota	L 1-5
6	16	at Chicago	W 10-3
7	19	at Winnipeg	W 5-2
8	22	at St. Louis	W 5-2
9	25	Montreal*	T 1-1
10	27	Quebec	W 6-2
11	29	Buffalo*	T 3-3
12	30	at Buffalo*	T 3-3
13	Nov. 2	at Toronto	W 7-2
14	3	Hartford	L 3-5
15	6	Vancouver	W 4-2
16	11	at NY Rangers	T 4-4
17	12	Calgary	L 1-2
18	15	at Quebec*	T 5-5
19	17	Montreal	L 2-5
20	18	at Detroit	L 2-5
21	20	Detroit*	L 4-5
22	23	at Montreal	L 0-2
23	24	Philadelphia*	W 2-1
24	26	Chicago	W 8-2
25	29	at Philadelphia	L 1-5
26	Dec. 1	Minnesota	L 1-4
27	3	at Washington*	T 1-1
28	4	Pittsburgh*	T 3-3
29	6	at NY Islanders	W 4-3
30	8	Buffalo	L 2-4
31	10	NY Rangers*	T 1-1
32	12	at Montreal	L 1-3
33	15	Edmonton*	W 4-3
34	17	Quebec*	T 2-2
35	18	at Quebec	L 2-4
36	21	at Hartford	W 4-3
37	22	Montreal	L 2-4
38	26	at Buffalo	L 1-2
39	29	at New Jersey	W 6-2
40	Jan. 2	St. Louis	W 8-7
41	5	NY Islanders	L 3-5
42	7	at Montreal	L 1-3
43	8	at Quebec	W 4-2
44	12	Montreal	L 3-5
45	14	Detroit*	T 5-5
46	15	at Washington	W 4-3
47	19	Calgary	L 2-7
48	21	Buffalo*	L 5-6
49	22	at Buffalo	L 4-6
50	25	at Toronto*	W 2-1
51	26	St. Louis	W 4-2
52	28	Winnipeg	L 3-4
53	Feb. 1	at Minnesota*	T 4-4
54	3	at Winnipeg	W 4-2
55	5	Pittsburgh	L 2-5
56	9	Los Angeles	W 4-1
57	11	Edmonton	W 5-2
58	14	at Vancouver	L 2-5
59	15	at Los Angeles	W 7-3
60	18	at Calgary	W 4-3
61	19	at Edmonton	W 4-2
62	25	at Hartford	W 9-1
63	28	at New Jersey*	T 3-3
64	Mar. 2	Quebec	W 5-2
65	4	Vancouver	W 6-4
66	5	at NY Rangers	W 5-0
67	7	at NY Islanders	W 2-1
68	9	Washington	L 2-7
69	11	Buffalo*	T 6-6
70	12	at Buffalo	L 2-3
71	14	at Pittsburgh	W 8-2
72	16	Quebec*	T 2-2
73	18	Philadelphia	W 6-3
74	19	Hartford	L 2-3
75	22	at Hartford	L 2-4

76	Mar.	23	New Jersey	W	5-3
77		25	Chicago	W	6-3
78		27	at Montreal	L	2-5
79	Apr.	1	at Quebec	W	5-4
80		2	Hartford	W	3-2

Player	GP	G	A	PTS	PIM
Cam Neely	74	37	38	75	190
Ken Linseman	78	27	45	72	164
Craig Janney	62	16	46	62	12
Randy Burridge	80	31	30	61	39
Ray Bourque	60	18	43	61	52
Glen Wesley	77	19	35	54	61
Bobby Joyce	77	18	31	49	46
Greg Hawgood	56	16	24	40	84
Bob Carpenter/Los Angeles	39	11	15	26	16
/Boston	18	5	9	14	10
/Total	57	16	24	40	26
Andy Brickley	71	13	22	35	20
Keith Crowder	69	15	18	33	147
Garry Galley	78	8	22	30	80
Bob Sweeney	75	14	14	28	104
Steve Kasper	49	10	16	26	49
John Carter	44	12	10	22	24
Michael Thelven	40	3	18	21	71
Greg Johnston	57	11	9	20	32
Ray Neufeld/Winnipeg	31	5	2	7	52
/Boston	14	1	3	4	28
/Total	45	6	5	11	80
Don Sweeney	36	3	5	8	20
Tommy Lehmann	26	4	2	6	10
Jay Miller	37	2	4	6	168
Allen Pedersen	51	0	6	6	69
Alain Cote	31	2	3	5	51
Bruce Shobottom	29	1	3	4	44
Lyndon Byers	49	0	4	4	218
Billy O'Dwyer	19	1	2	3	8
Robert Cimetta	7	2	0	2	0
Paul Guay/Los Angeles	2	0	0	0	2
/Boston	5	0	2	2	0
/Total	7	0	2	2	2
Gord Kluzak	3	0	1	1	2
Ray Podloski	8	0	1	1	17
Stephane Quintal	26	0	1	1	29
Reggie Lemelin	40	0	1	1	6
Andy Moog	41	0	1	1	6
Dale Dunbar	1	0	0	0	0
Ron Flockhart	4	0	0	0	0
Paul Beraldo	7	0	0	0	4
Carl Mokosak	7	0	0	0	31
Moe Lemay	12	0	0	0	23

Goaltender	GP	MINS	W-L-T	GA	GAA
Reggie Lemelin	40	2392	19-15-6	120	3.01
Andy Moog	41	2482	18-14-8	133	3.22



Randy Burridge was second on the team in goals in 1988-89 with 31.

1988-89 NOTABLES:

Home Record.....	17-15-8
Road Record.....	20-14-6
Overall Record.....	37-29-14

- Ray Bourque is named a Second Team All-Star.
- October 16, 1988: Cam Neely ties a club record for points in a game with 3-4=7 totals in a 10-3 win in Chicago. Glen Wesley has a 1-5=6 effort in the game, including tying a team mark with four second period assists.
- March 19, 1989: Michael Thelven scores a shorthanded goal from his own end when a carom from his clearing pass eludes Hartford goaltender Peter Sidorkiewicz, who had come out from the goal to pass the puck back up ice.

1989-90

Gm	Date	Opponent	Score
1	Oct. 5	Pittsburgh	W 5-4

2	Oct. 7	at Quebec	L 1-4
3	9	Montreal	W 2-0
4	11	at Montreal	L 2-4
5	13	at Edmonton*	T 3-3
6	15	at Vancouver	L 6-7
7	17	at Los Angeles	W 3-2
8	20	at Edmonton	W 3-0
9	21	at Calgary	L 2-5
10	26	Quebec	W 4-2
11	28	Hartford	L 0-1
12	29	at Buffalo	L 3-4
13	Nov. 2	Los Angeles*	W 5-4
14	4	Buffalo*	T 3-3
15	9	Edmonton	W 6-2
16	10	at Washington	W 5-3
17	15	at Hartford	W 5-2
18	16	Montreal	W 3-2
19	18	New Jersey	W 6-4
20	21	at Detroit*	W 2-1
21	23	Toronto	W 6-0
22	25	at Montreal	L 3-5
23	28	at St. Louis	W 5-1
24	30	Buffalo	W 5-1
25	Dec. 2	St. Louis	L 1-2
26	3	at Philadelphia	W 2-1
27	5	at Quebec*	T 3-3
28	7	Hartford	L 3-4
29	9	Washington	L 3-7
30	12	at Pittsburgh	L 5-7
31	13	at Buffalo	W 4-2
32	16	Buffalo	L 1-3
33	17	at New Jersey	L 1-3
34	20	at Hartford	L 3-4
35	21	Minnesota	W 4-2
36	23	Detroit	W 6-5
37	26	Toronto	W 6-4
38	29	at Buffalo*	W 4-3
39	30	at Toronto*	L 6-7
40	Jan. 2	at Pittsburgh	W 5-2
41	4	Winnipeg	W 4-2
42	6	Washington	W 5-3
43	7	at Buffalo	W 2-1
44	11	Quebec	W 3-1
45	13	NY Rangers	L 2-3
46	15	Hartford	W 4-1
47	17	at Hartford*	T 5-5
48	18	Calgary*	T 2-2
49	23	at Quebec	W 9-2
50	25	NY Islanders	W 5-2
51	27	Philadelphia	W 2-1
52	29	at Montreal	W 2-1
53	Feb. 1	Montreal	L 2-4
54	3	NY Rangers	L 1-2
55	4	at Quebec	W 3-2
56	6	at Detroit	W 2-0
57	8	Quebec	W 5-1
58	10	NY Islanders*	L 3-4
59	11	Vancouver	L 2-4
60	14	at Winnipeg	L 2-3
61	18	at Vancouver	W 7-2
62	20	at Calgary	W 5-3
63	22	at Chicago	W 6-3
64	24	at Minnesota	W 3-2
65	26	at NY Rangers	L 1-6
66	Mar. 1	Montreal	W 5-3
67	3	Chicago	W 4-3
68	4	at Chicago	W 4-1
69	6	at Philadelphia	W 2-1
70	8	Buffalo	L 4-10
71	10	at NY Islanders*	T 3-3
72	11	at Hartford	W 4-3
73	15	Winnipeg*	T 3-3
74	17	Los Angeles	L 4-5
75	22	Quebec	W 7-3
76	24	Minnesota	L 6-7
77	27	at St. Louis	W 3-0
78	29	Hartford	W 3-2
79	31	at Montreal*	T 2-2
80	Apr. 1	New Jersey*	T 3-3

Player	GP	G	A	PTS	PIM
Cam Neely	76	55	37	92	117
Ray Bourque	76	19	65	84	50
Craig Janney	55	24	38	62	4
Bob Carpenter	80	25	31	56	97
Bob Sweeney	70	22	24	46	93
Dave Poulin/Philadelphia	28	9	8	17	12
/Boston	32	6	19	25	12
/Total	60	15	27	42	24
Brian Propp/Philadelphia	40	13	15	28	31
/Boston	14	3	9	12	10
/Total	54	16	24	40	41
Dave Christian/Washington	28	3	8	11	4

REGULAR SEASON SCORING & RESULTS

/Boston	50	12	17	29	8
/Total	78	15	25	40	12
Andy Brickley	43	12	28	40	8
John Carter	76	17	22	39	26
Greg Hawgood	77	11	27	38	76
Glen Wesley	78	9	27	36	48
Garry Galley	71	8	27	35	75
Randy Burridge	63	17	15	32	47
Bobby Gould	77	8	17	25	92
Ken Linseman	32	6	16	22	66
Jim Wiemer	61	5	14	19	63
Robert Cimetta	47	8	9	17	33
Brian Lawton/Hartford	13	2	1	3	6
/Quebec	14	5	6	11	10
/Boston	8	0	0	0	14
/Total	35	7	7	14	30
Peter Douris	36	5	6	11	15
Lyndon Byers	43	4	4	8	159
Don Sweeney	58	3	5	8	58
Mike Millar	15	1	4	5	0
Jarmo Kekalainen	11	2	2	4	8
Stephane Quintal	38	2	2	4	22
Nevin Markwart	8	1	2	3	15
Bobby Joyce	23	1	2	3	22
Allen Pedersen	68	1	2	3	71
Andy Moog	46	0	3	3	18
Wes Walz	2	1	1	2	0
Greg Johnston	9	1	1	2	6
Michael Thelven	6	0	2	2	23
Gord Kluzak	8	0	2	2	11
Bob Beers	3	0	1	1	6
Billy O'Dwyer	6	0	1	1	2
Ray Neufeld	1	0	0	0	0
Ron Hoover	2	0	0	0	0
John Blum	2	0	0	0	0
Bruce Shobottom	2	0	0	0	4
Graeme Townshend	4	0	0	0	7
Lou Crawford	7	0	0	0	20
Reggie Lemelin	43	0	0	0	32

Goaltender	GP	MINS	W-L-T	GA	GAA
Reggie Lemelin	43	2318	22-15-2	108	2.80
Andy Moog	46	2536	24-10-7	122	2.89



Reggie Lemelin combined with Andy Moog to win the Jennings Trophy for the fewest goals allowed in 1989-90.

1989-90 NOTABLES:

Home Record.....	23-13-4
Road Record.....	23-12-5
Overall Record.....	46-25-9

- The Bruins win the President's Trophy and are the only team in the league to reach the 100-point mark at 101.
- Reggie Lemelin and Andy Moog combine to win the Jennings Trophy for the fewest goals allowed.
- Ray Bourque wins his third Norris Trophy and is named a First Team All-Star for the seventh time.
- Cam Neely earns Second Team All-Star honors.
- Gord Kluzak wins the Masterton Trophy.
- October 9, 1989: Reggie Lemelin records a 2-0 win in the Bruins' first shutout of Montreal in Boston since March 8, 1970 and first overall since January 19, 1974.
- November 30, 1989: Cam Neely extends his goal scoring streak to eight games, the second-longest in club history.
- March 10, 1990: Cam Neely scores his 50th goal of the season in a 3-3 tie at NY Islanders.

1990-91

Gm	Date	Opponent	Score
1	Oct. 4	Philadelphia	W 4-1
2	6	Quebec	W 7-1
3	7	at Quebec	W 5-2
4	10	at Winnipeg	W 4-2

5	Oct. 11	at Minnesota*	T 3-3
6	13	at Los Angeles	L 1-7
7	17	at Vancouver	L 1-3
8	19	at Edmonton	L 1-8
9	20	at Calgary	L 1-8
10	25	Vancouver	W 4-2
11	27	Chicago	W 5-4
12	31	at Buffalo*	T 3-3
13	Nov. 1	St. Louis*	W 3-2
14	3	Buffalo	L 1-4
15	5	at NY Rangers*	W 3-2
16	7	at Montreal	W 2-0
17	10	Pittsburgh*	T 3-3
18	11	at Washington	W 5-3
19	14	at Hartford	L 1-3
20	15	Quebec	W 6-0
21	17	Montreal*	T 1-1
22	19	at Toronto	W 5-2
23	23	Hartford	L 3-4
24	24	at Hartford	W 4-3
25	29	Edmonton	W 4-2
26	Dec. 1	NY Rangers	L 4-5
27	4	at Detroit*	W 5-4
28	6	Montreal	L 4-6
29	8	at Montreal	L 1-7
30	9	at Buffalo	W 3-2
31	12	at Hartford	W 5-1
32	13	Hartford	W 8-2
33	15	New Jersey*	T 1-1
34	18	at New Jersey	L 3-8
35	20	Buffalo	W 4-1
36	22	Minnesota	W 6-2
37	23	at NY Rangers*	T 5-5
38	26	at Buffalo*	T 3-3
39	28	at Winnipeg	L 0-6
40	29	at Minnesota*	T 4-4
41	Jan. 3	Vancouver	W 8-3
42	5	Washington	L 3-5
43	7	Winnipeg	W 5-2
44	8	at Quebec	L 2-4
45	10	Quebec	W 5-3
46	12	Philadelphia	L 1-3
47	14	Detroit	W 6-1
48	15	at NY Islanders	W 5-4
49	17	Los Angeles	W 5-3
50	22	at Buffalo	L 4-6
51	24	Hartford	W 3-0
52	26	Calgary	W 5-2
53	27	at Montreal	W 3-1
54	31	Montreal	W 5-2
55	Feb. 2	at Pittsburgh	L 2-6
56	3	Pittsburgh	W 6-3
57	5	Edmonton*	W 6-5
58	7	Calgary	L 1-4
59	9	Chicago	W 5-3
60	10	at Quebec	W 7-4
61	13	at Montreal	W 7-4
62	16	at Los Angeles*	W 5-4
63	21	at Chicago	L 1-4
64	23	at St. Louis	L 2-9
65	28	NY Islanders	W 5-0
66	Mar. 2	Buffalo	L 4-7
67	3	at New Jersey	W 3-1
68	5	at Toronto	L 3-6
69	7	St. Louis*	T 5-5
70	9	Toronto	W 2-0
71	14	Montreal	W 3-2
72	16	Detroit	L 3-5
73	17	at Philadelphia	W 3-1
74	19	at Hartford*	T 1-1
75	21	Quebec*	T 3-3
76	23	Buffalo	W 6-3
77	24	at Washington*	T 3-3
78	26	at Quebec	W 7-4
79	30	at NY Islanders	L 3-5
80	31	Hartford	W 7-3

Player	GP	G	A	PTS	PIM
Ray Bourque	76	21	73	94	75
Craig Janney	77	26	66	92	8
Cam Neely	69	51	40	91	98
Ken Hodge	70	30	29	59	20
Dave Christian	78	32	21	53	41
Bob Sweeney	80	15	33	48	115
Glen Wesley	80	11	32	43	78
Randy Burridge	62	15	13	28	40
Petri Skriko/Vancouver	20	4	4	8	8
/Boston	28	5	14	19	9
/Total	48	9	18	27	17
Garry Galley	70	6	21	27	84
Jim Wiemer	61	4	19	23	62
Don Sweeney	77	8	13	21	67
Dave Poulin	31	8	12	20	25

Jeff Lazaro	49	5	13	18	67
Vladimir Ruzicka	29	8	8	16	19
Bob Carpenter	29	8	8	16	22
Wes Walz	56	8	8	16	32
Chris Nilan	41	6	9	15	277
John Carter	50	4	7	11	68
Andy Brickley	40	2	9	11	8
Stephane Quintal	45	2	6	8	89
Allen Pedersen	57	2	6	8	107
Peter Douris	39	5	2	7	9
Graeme Townshend	18	2	5	7	12
Nevin Markwart	23	3	3	6	36
Ron Hoover	15	4	0	4	31
Lyndon Byers	19	2	2	4	82
John Byce	18	1	3	4	6
Ralph Barahona	3	2	1	3	0
Jarmo Kekalainen	16	2	1	3	6
Andy Moog	51	0	2	2	20
Ken Hammond	1	1	0	1	2
Bob Beers	16	0	1	1	10
Matt DelGuidice	1	0	0	0	0
Bruce Shobottom	1	0	0	0	5
Gord Kluzak	2	0	0	0	0
Norm Foster	3	0	0	0	0
Shayne Stevenson	14	0	0	0	26
Reggie Lemelin	33	0	0	0	10

Goaltender	GP	MINS	W-L-T	GA	GAA
Matt DelGuidice	1	10	0-0-0	0	0.00
Andy Moog	51	2844	25-13-9	136	2.87
Reggie Lemelin	33	1829	17-10-3	111	3.64
Norm Foster	3	184	2-1-0	14	4.57



Craig Janney finished second in the team's scoring race in 1990-91 with a career-high 92 points.

1990-91 NOTABLES:

Home Record.....	26-9-5
Road Record.....	18-15-7
Overall Record.....	44-24-12

- Ray Bourque wins the Norris Trophy and is named a First Team All-Star.
- Cam Neely earns a Second Team All-Star berth.
- The Bruins win the Adams Division crown for the second straight year.
- January 24, 1991: Ray Bourque has two assists to become the club's all-time leading scorer among defensemen.
- March 21, 1991: The Bruins take 73 shots on Quebec's Ron Tugnutt, including 25 in the third period and 12 in the five-minute overtime of the 3-3 tie. It is the second-highest shot total by one team in NHL history and Ray Bourque has a league-record 19 shots on goal.
- March 26, 1991: Cam Neely records his second straight 50-goal season with a two-goal effort in Quebec.
- March 31, 1991: Chris Nilan sets a league record with ten penalties vs. Hartford. He is assessed six minors, two majors, a ten-minute misconduct and a game misconduct.

1991-92

Gm	Date	Opponent	Score
1	Oct. 3	NY Rangers	W 5-3
2	5	NY Islanders	L 3-4
3	7	at NY Rangers*	L 1-2
4	9	at Buffalo*	T 4-4
5	12	Montreal	L 0-6
6	17	at Vancouver*	T 3-3
7	19	at San Jose	W 4-1
8	24	at St. Louis	L 5-6
9	26	at Minnesota	L 0-4
10	27	at Chicago	W 6-3
11	31	Los Angeles	L 2-4
12	Nov. 2	Detroit	W 4-1
13	4	at NY Islanders	L 4-6

REGULAR SEASON SCORING & RESULTS

14	Nov.	5	at Pittsburgh*	T	5-5
15		7	Calgary*	T	4-4
16		9	New Jersey	W	4-0
17		14	Quebec	W	5-2
18		16	at Hartford*	W	5-4
19		20	at Buffalo	L	1-3
20		22	at Washington	L	3-6
21		23	Buffalo	W	7-4
22		25	at Montreal	L	3-4
23		27	at NY Islanders	W	3-2
24		29	Montreal*	W	5-4
25	Dec.	1	Hartford	W	5-4
26		5	Quebec*	T	2-2
27		7	Philadelphia	L	3-5
28		8	at NY Rangers	L	0-4
29		10	at Quebec	L	2-5
30		12	Montreal	W	5-2
31		14	Toronto	W	4-3
32		19	Pittsburgh	L	4-6
33		21	Edmonton	W	6-3
34		22	at Montreal	L	2-3
35		26	Hartford	W	3-2
36		27	at Buffalo	L	1-8
37		29	at Winnipeg	W	6-3
38		31	at Detroit	W	5-3
39	Jan.	2	Winnipeg	L	1-3
40		4	Buffalo	W	4-2
41		8	at Montreal	L	2-3
42		9	Quebec	W	5-4
43		11	Philadelphia	W	5-1
44		15	at Hartford	W	4-3
45		16	Hartford*	W	4-3
46		22	at Toronto	W	5-2
47		23	Montreal	L	1-3
48		25	at Hartford*	T	4-4
49		27	Minnesota	W	3-2
50		28	at Quebec	W	4-2
51		30	Calgary	W	3-1
52	Feb.	1	Buffalo*	T	2-2
53		4	at Winnipeg*	T	3-3
54		6	at Philadelphia	L	1-5
55		8	New Jersey	L	4-6
56		9	Pittsburgh	W	6-3
57		13	at St. Louis	L	0-4
58		17	at Los Angeles	L	3-6
59		19	at Calgary	L	4-6
60		21	at Edmonton	W	5-3
61		23	at Vancouver	L	1-2
62		27	Toronto	W	4-2
63		29	Washington*	T	5-5
64	Mar.	1	at Washington	W	4-1
65		3	at Hartford	L	0-4
66		5	Vancouver*	T	2-2
67		7	Chicago	L	1-2
68		8	at Chicago	L	0-4
69		11	at Buffalo	L	3-6
70		14	at Quebec*	W	5-4
71		15	Los Angeles	W	5-1
72		19	St. Louis	L	1-4
73		21	Edmonton	L	3-4
74		23	San Jose	W	7-6
75		26	at New Jersey	L	2-4
76		28	Buffalo*	W	4-3
77		31	at Quebec	W	5-4
78	Apr.	12	Quebec*	T	1-1
79		13	Hartford	W	6-3
80		15	at Montreal*	T	4-4

Player	GP	G	A	PTS	PIM
Adam Oates/St. Louis	54	10	59	69	12
/Boston	26	10	20	30	10
/Total	80	20	79	99	22
Ray Bourque	80	21	60	81	56
Vladimir Ruzicka	77	39	36	75	48
Steve Leach	78	31	29	60	147
Craig Jannney	53	12	39	51	20
Glen Wesley	78	9	37	46	54
Bob Carpenter	60	25	23	48	46
Brent Ashton/Winnipeg	7	1	0	1	4
/Boston	61	17	22	39	47
Brent Ashton/Total	68	18	22	40	51
Andy Brickley	23	10	17	27	2
Peter Douris	54	10	13	23	10
Bob Sweeney	63	6	14	20	103
Joe Juneau	14	5	14	19	4
Gord Murphy/Philadelphia	31	2	8	10	33
/Boston	42	3	6	9	51
/Total	73	5	14	19	84
Ken Hodge	42	6	11	17	10
Dave Reid	43	7	7	14	27
Stephane Quintal	49	4	10	14	77
Don Sweeney	75	3	11	14	74
Garry Galley	38	2	12	14	83

Barry Pederson/Hartford	5	2	2	4	0
/Boston	32	3	6	9	8
/Total	37	5	8	13	8
Cam Neely	9	9	3	12	16
Chris Nilan	38	5	5	10	186
Nevin Markwart	18	3	6	9	44
Jeff Lazaro	27	3	6	9	31
Jim Wiemer	47	1	8	9	84
Scott Arniel	29	5	3	8	20
Dave Poulin	18	4	4	8	18
Steve Heinze	14	3	4	7	6
Gord Hynes	15	0	5	5	6
Bob Beers	31	0	5	5	29
Glen Murray	5	3	1	4	0
Chris Winnes	24	1	3	4	6
Lou Crawford	19	2	1	3	9
Ted Donato	10	1	2	3	8
Wes Walz	15	0	3	3	12
Andy Moog	62	0	3	3	52
Brent Hughes	8	1	1	2	38
Lyndon Byers	31	1	1	2	129
John Byce	3	1	0	1	0
Jozef Stumpel	4	1	0	1	0
Brian Dobbin	7	1	0	1	22
Glen Featherstone	7	1	0	1	20
Petri Skriko	9	1	0	1	6
Ralph Barahona	3	0	1	1	0
Shayne Stevenson	5	0	1	1	2
Reggie Lemelin	8	0	1	1	2
Clark Donatelli	10	0	1	1	22
Dave Thonlinson	12	0	1	1	17
Matt Hervey	16	0	1	1	55
Jack Capuano	2	0	0	0	0
Petr Prajsler	3	0	0	0	2
Matt Glennon	3	0	0	0	2
Jim Vesey	4	0	0	0	0
Al Stewart	4	0	0	0	17
Daniel Berthiaume	8	0	0	0	0
Matt DelGuidice	10	0	0	0	2

Goalender	GP	MINS	W-L-T	GA	GAA
Daniel Berthiaume	8	399	1-4-2	21	3.16
Andy Moog	62	3640	28-22-9	196	3.23
Reggie Lemelin	8	407	5-1-0	23	3.39
Matt DelGuidice	10	424	2-5-1	28	3.96



Vladimir Ruzicka led the team in goals with 39 in 1991-92.

1991-92 NOTABLES:


Home Record.....	23-11-6
Road Record.....	13-21-6
Overall Record.....	36-32-12

- Ray Bourque earns First Team All-Star honors for the ninth season.
- February 29, 1992: Ray Bourque becomes just the third defenseman in NHL history to record 1,000 career points.

1992-93

Gm	Date	Opponent	Score
1	Oct. 8	Hartford*	W 3-2
2	10	NY Islanders*	T 3-3
3	12	Ottawa	W 6-3
4	15	at San Jose	W 8-2
5	17	at Los Angeles	L 6-8
6	22	at Calgary	W 4-2
7	23	at Edmonton	W 6-3
8	25	at Vancouver	W 5-3
9	29	Los Angeles	W 8-3
10	31	Chicago	L 2-3
11	Nov. 5	Quebec	W 6-4
12	7	NY Rangers*	T 2-2
13	11	at Buffalo	L 2-7
14	12	Calgary	W 5-3

15	Nov.	14	Toronto	L	1-4
16		16	at Montreal	L	3-6
17		19	NY Islanders	W	5-2
18		21	Philadelphia	W	4-3
19		23	at Ottawa	W	3-2
20		25	at Washington	L	2-6
21		27	Hartford*	W	5-4
22		28	at Hartford*	L	3-4
23		30	at Quebec	W	4-3
24	Dec.	3	Montreal	W	4-3
25		5	at New Jersey	W	4-2
26		6	at Philadelphia	W	7-1
27		9	at Buffalo	L	2-5
28		10	Ottawa	W	4-2
29		12	at Montreal	L	1-5
30		15	Buffalo	L	2-3
31		18	at Detroit	L	1-6
32		19	Washington	W	4-3
33		22	Tampa Bay	W	5-3
34		26	at Hartford	W	9-4
35		27	at NY Rangers	L	5-6
36		29	at Winnipeg	L	4-5
37		31	at Minnesota	L	3-5
38	Jan.	2	Hartford*	W	3-2
39		5	at Pittsburgh	L	2-6
40		7	Quebec*	L	2-3
41		9	New Jersey	L	2-6
42		12	Buffalo	W	5-2
43		14	Pittsburgh	W	7-0
44		16	Philadelphia	L	4-5
45		18	San Jose	W	4-3
46		19	at NY Islanders*	T	2-2
47		21	at Philadelphia	W	5-4
48		23	New Jersey	W	7-5
49		25	at Montreal*	L	2-3
50		26	at Quebec*	T	4-4
51		28	Winnipeg	W	6-2
52		30	at NY Islanders	W	6-5
53	Feb.	2	Edmonton	L	3-4
54		3	at Quebec	W	4-1
55		8	at Pittsburgh	L	0-4
56		9	at St. Louis	W	6-1
57		11	at Chicago	L	3-6
58		14	at Tampa Bay*	T	3-3
59		17	at Montreal	W	5-2
60		20	at Toronto*	T	4-4
61		25	Minnesota*	T	3-3
62		27	Washington	W	5-4
63	Mar.	1	Montreal	L	2-5
64		4	Vancouver	W	4-3
65		6	St. Louis*	W	4-3
66		9	at Pittsburgh	L	2-3
67		11	Montreal	W	5-2
68		13	Ottawa	W	6-3
69		15	at NY Rangers	W	3-1
70		16	New Jersey	W	3-1
71		18	at Ottawa	W	4-1
72		20	Detroit	L	4-7
73		22	Hartford	W	5-4
74		24	at Buffalo	W	2-0
75		25	Montreal	W	2-0
76		27	Pittsburgh	L	3-5
77		30	at Hartford	W	3-1
78	Apr.	3	Buffalo	W	3-2
79		4	at Buffalo	W	3-0
80		6	at Quebec	W	7-1
81		8	Quebec	W	6-2
82		10	at Montreal	W	5-1
83		11	Ottawa	W	4-2
84		14	at Ottawa	W	4-2



Joe Juneau set a league single-season record for assists by a left wing with 70 in 1992-93.

Player	GP	G	A	PTS	PIM
Adam Oates	84	45	97	142	32
Joe Juneau	84	32	70	102	33
Ray Bourque	78	19	63	82	40

REGULAR SEASON SCORING & RESULTS

Dmitri Kvartalnov	73	30	42	72	16
Steve Leach	79	26	25	51	126
Dave Poulin	84	16	33	49	62
Vladimir Ruzicka	60	19	22	41	38
Dave Reid	65	20	16	36	10
Ted Donato	82	15	20	35	61
Don Sweeney	84	7	27	34	68
Glen Wesley	64	8	25	33	47
Steve Heinze	73	18	13	31	24
David Shaw	77	10	14	24	108
Cam Neely	13	11	7	18	25
Gord Murphy	49	5	12	17	62
Gordie Roberts	65	5	12	17	105
Grigori Panteleev	39	8	6	14	12
C. J. Young/Calgary	28	3	2	5	20
/Boston	15	4	5	9	12
/Total	43	7	7	14	32
Darin Kimble	55	7	3	10	177
Glen Featherstone	34	5	5	10	102
Brent Hughes	62	5	4	9	191
Peter Douris	19	4	4	8	4
Tim Sweeney	14	1	7	8	6
Glen Murray	27	3	4	7	8
Jim Wiemer	28	1	6	7	48
Stephane Richer/Tampa Bay	3	0	0	0	0
/Boston	21	1	4	5	18
/Total	24	1	4	5	18
Brent Ashton	26	2	2	4	11
Andrew McKim	7	1	3	4	0
Bryan Smolinski	9	1	3	4	0
Jozef Stumpel	13	1	3	4	4
Darren Banks	16	2	1	3	64
John Blue	23	0	2	2	6
Sergei Zholtok	1	0	1	1	0
Dominic Lavoie/Ottawa	2	0	1	1	0
/Boston	2	0	0	0	2
/Total	4	0	1	1	2
Chris Winnes	5	0	1	1	0
Andy Moog	55	0	1	1	14
Mike Bales	1	0	0	0	0
Denis Chervyakov	2	0	0	0	2
Bill Huard	2	0	0	0	0
Reggie Lemelin	10	0	0	0	4

Goaltender	GP	MIN	W-L-T	GA	GAA
Mike Bales	1	25	0-0-0	1	2.40
John Blue	23	1322	9-8-4	64	2.90
Andy Moog	55	3194	37-14-3	168	3.16
Reggie Lemelin	10	542	5-4-0	31	3.43

1992-93 NOTABLES:

Home Record.....	29-10-3
Road Record.....	22-16-4
Overall Record.....	51-26-7

- The Bruins tie a club record with eight straight road wins from March 15-April 14.
- Ray Bourque is named to the First All-Star Team.
- October 25, 1992: Reggie Lemelin plays his 500th NHL game.
- December 9, 1992: Gordie Roberts becomes the first U.S.-born player to play in 1,000 NHL games.
- February 8, 1993: Ray Bourque plays his 1,000th NHL/Bruins game.
- February 9, 1993: Joe Juneau sets a new club single-season rookie assists record with his 49th of the season.
- February 14, 1993: Adam Oates has an assist for his 100th point of the season.
- March 20, 1993: Ray Bourque becomes the club's all-time assist leader with his 795th vs. Detroit.
- March 22, 1993: Joe Juneau sets a club rookie points record with 93.
- April 14, 1993: Joe Juneau has three assists in Ottawa to tie the NHL rookie single-season assists record and set the league single-season mark for assists by a left wing with 70. Adam Oates sets a club record in extending his assist streak to 18 games and has the club's second-longest point streak ever at 21 contests.

1993-94

Gm	Date	Opponent	Score
1	Oct. 5	at NY Rangers	W 4-3
2	7	Buffalo	L 3-5
3	9	Quebec	W 7-3
4	11	Montreal*	T 1-1
5	15	at Anaheim*	T 1-1
6	16	at San Jose*	T 1-1
7	19	at Vancouver	L 4-5
8	22	at Edmonton	W 3-1
9	23	at Calgary*	T 3-3

10	Oct.	28	Ottawa	W	6-2
11		30	St. Louis	L	1-2
12	Nov.	2	at Detroit	L	1-6
13		4	Calgary	W	6-3
14		6	Tampa Bay*	T	1-1
15		7	at Buffalo	W	4-3
16		11	Edmonton	W	5-1
17		13	at NY Islanders	W	5-2
18		17	at Hartford	W	4-2
19		18	San Jose	W	3-1
20		20	Philadelphia*	T	5-5
21		24	at Pittsburgh	L	3-7
22		26	Florida	W	3-2
23		27	at Toronto	L	2-4
24		30	at Quebec	W	5-2
25	Dec.	2	NY Islanders	W	7-3
26		4	Montreal	L	1-8
27		5	at Buffalo	L	1-3
28		9	Vancouver	L	2-3
29		11	Chicago	L	4-5
30		12	Hartford*	T	2-2
31		15	at New Jersey	W	5-4
32		18	at Tampa Bay	W	5-3
33		19	at Florida*	W	2-1
34		23	Pittsburgh	L	3-4
35		27	at Ottawa	W	5-3
36		31	Philadelphia	L	3-4
37	Jan.	2	Washington	W	8-2
38		6	Winnipeg	W	5-4
39		8	Florida*	T	2-2
40		10	Toronto	L	0-3
41		11	at Pittsburgh*	L	4-5
42		13	at Philadelphia	L	2-6
43		15	Detroit	L	2-3
44		17	Hartford	W	5-3
45		19	at Montreal*	T	3-3
46		24	at Hartford	W	2-1
47		25	at Washington	W	3-1
48		28	at NY Islanders	W	3-0
49		29	NY Islanders	W	2-1
50		31	Quebec	W	4-3
51	Feb.	3	NY Rangers	L	0-3
52		5	Philadelphia	W	4-0
53		6	at Florida	L	0-3
54		8	at Quebec	W	6-1
55		10	Buffalo*	T	3-3
56		12	New Jersey	W	5-3
57		14	at Los Angeles*	W	3-2
58		16	at Dallas	W	3-0
59		18	at St. Louis	L	1-3
60		20	at Tampa Bay*	T	2-2
61		23	at NY Rangers	W	6-3
62		25	at Winnipeg	W	7-6
63		27	at Chicago	W	4-0
64	Mar.	3	Los Angeles	W	6-4
65		5	Ottawa	W	6-1
66		7	Washington	W	6-3
67		8	at Pittsburgh	L	3-7
68		10	NY Rangers*	T	2-2
69		12	at New Jersey	L	1-2
70		14	at Montreal	L	4-5
71		17	Pittsburgh	L	2-4
72		19	New Jersey	L	6-8
73		22	at Quebec	L	3-5
74		24	Anaheim	W	5-3
75		26	Montreal	W	6-3
76		27	at Washington	W	6-4
77		31	Dallas*	T	2-2
78	Apr.	1	at Buffalo	L	0-5
79		3	at Pittsburgh	L	2-6
80		7	Ottawa	W	5-4
81		9	Tampa Bay	L	0-3
82		10	at Philadelphia	W	4-3
83		13	at Ottawa	W	8-0
84		14	Hartford	L	2-3

Player	GP	G	A	PTS	PIM
Adam Oates	77	32	80	112	45
Ray Bourque	72	20	71	91	54
Cam Neely	49	50	24	74	54
Joe Juneau	63	14	58	72	35
Al Iafate/Washington	67	10	35	45	143
/Boston	12	5	8	13	20
/Total	79	15	42	58	163
Glen Wesley	81	14	44	58	64
Ted Donato	84	22	32	54	59
Bryan Smolinski	83	31	20	51	82
Glen Murray	81	18	13	31	48
Brent Hughes	77	13	11	24	143
Jozef Stumpel	59	8	15	23	14
Dave Reid	83	6	17	23	25
Steve Heinze	77	10	11	21	32
Don Sweeney	75	6	15	21	50

Dmitri Kvartalnov	39	12	7	19	10
Steve Leach	42	5	10	15	74
Daniel Marois	22	7	3	10	18
Paul Stanton	71	3	7	10	54
David Shaw	55	1	9	10	85
Cam Stewart	57	3	6	9	66
Glen Featherstone	58	1	8	9	152
Gordie Roberts	59	1	6	7	40
Fred Knipscheer	11	3	2	5	14
Mariusz Czerkawski	4	2	1	3	0
Sergei Zholtok	24	2	1	3	2
Jon Casey	57	0	2	2	14
Darren Banks	4	0	1	1	9
John Gruden	7	0	1	1	2
Vincent Riendeau	18	0	1	1	0
Andrew McKim	29	0	1	1	4
Jamie Huscroft	36	0	1	1	144
Mikhail Tatarinov	2	0	0	0	2
Jon Morris	4	0	0	0	0
Jim Wiemer	4	0	0	0	2
Grigori Panteleev	10	0	0	0	0
John Blue	18	0	0	0	7

Goaltender	GP	MIN	W-L-T	GA	GAA
Jon Casey	57	3192	30-15-9	153	2.88
John Blue	18	944	5-8-3	47	2.99
Vincent Riendeau	18	976	7-6-1	50	3.07



Cam Neely scored the second-fastest 50 goals in league history in 1993-94, tallying his 50th in just his 44th game.

1993-94 NOTABLES:

Home Record.....	20-14-8
Road Record.....	22-15-5
Overall Record.....	42-29-13

- Ray Bourque wins his fifth Norris Trophy and is voted a First Team All-Star.
- Cam Neely earns Second Team All-Star honors and wins the Masterton Trophy for sportsmanship and perseverance.
- December 15, 1993: Glen Wesley becomes the first Boston defenseman since Ray Bourque (March 8, 1983) to score a hat trick.
- January 2-6, 1994: Ray Bourque records points on nine straight Boston goals with assists on the final five goals of an 8-2 win vs. Washington and 1-3=4 totals on the first four goals of a 5-4 victory vs. Winnipeg.
- February 12, 1994: Cam Neely scores a hat trick in a 4:02 span of the first period in a 5-3 win vs. New Jersey.
- March 7, 1994: Cam Neely scores his 50th goal of the season in just his 44th game. Only Wayne Gretzky has scored 50 goals in fewer games in NHL history (39 games).
- March 24, 1994: Adam Oates ties a club record with four assists in the second period of a 5-3 win over Anaheim.
- March 26, 1994: Adam Oates has 2-1=3 totals in a 6-3 win vs. Montreal to reach 100 points for the season.

1994-95

Gm	Date	Opponent	Score
1	Jan. 22	Philadelphia	W 4-1
2	23	at NY Rangers	W 2-1
3	26	New Jersey*	W 1-0
4	28	at Philadelphia	L 1-2
5	30	Florida	L 1-2
6	Feb. 2	Ottawa	W 6-4
7	4	Hartford	W 5-4
8	7	Montreal	W 7-4
9	9	Quebec	L 3-4
10	11	Washington*	T 1-1
11	12	at Buffalo	W 2-1
12	14	at Pittsburgh	L 3-5
13	17	at Florida	W 5-4
14	18	at Tampa Bay	L 1-3

REGULAR SEASON SCORING & RESULTS

15	Feb.	22	at Hartford*	L	2-3
16		23	at New Jersey	W	3-2
17		25	at Quebec	T	1-1
18		27	at Ottawa	W	2-0
19	Mar.	2	New Jersey	W	7-2
20		4	Pittsburgh*	L	3-4
21		5	at Hartford	W	5-2
22		7	Washington	L	1-3
23		9	at Philadelphia	L	2-3
24		11	Florida	L	0-2
25		16	Montreal	W	6-0
26		18	NY Islanders	W	4-3
27		19	at New Jersey*	L	3-4
28		22	at Quebec	L	2-6
29		24	at Tampa Bay	W	4-3
30		28	Philadelphia	W	5-1
31		30	at NY Islanders	W	3-2
32	Apr.	1	NY Rangers	L	2-3
33		2	at Washington	L	1-2
34		6	Buffalo*	T	1-1
35		8	Tampa Bay	W	5-1
36		9	at Buffalo	W	6-5
37		12	Quebec	L	0-4
38		14	at NY Rangers	L	3-5
39		15	at Montreal	W	3-2
40		19	Buffalo	W	4-1
41		20	at Ottawa	W	6-5
42		23	NY Rangers	W	5-4
43		24	at NY Islanders	L	3-5
44		26	Hartford	W	1-0
45		28	at Pittsburgh	L	1-4
46		30	Pittsburgh	W	5-2
47	May	1	Ottawa	W	5-4
48		3	at Montreal	W	4-2

Player	GP	G	A	PTS	PIM
Adam Oates	48	12	41	53	8
Ray Bourque	46	12	31	43	20
Cam Neely	42	27	14	41	72
Bryan Smolinski	44	18	13	31	31
Mariusz Czerkawski	47	12	14	26	31
Mats Naslund	34	8	14	22	4
Don Sweeney	47	3	19	22	24
Ted Donato	47	10	10	20	10
Jozef Stumpel	44	5	13	18	8
Steve Heinze	36	7	9	16	23
Alexei Kasatonov	44	2	14	16	33
Brent Hughes	44	6	6	12	139
Steve Leach	36	5	6	11	68
Jon Rohloff	34	3	8	11	39
Dave Reid	38	5	5	10	10
Sandy Moger	18	2	6	8	6
Glen Murray	35	5	2	7	46
David Shaw	44	3	4	7	36
Jamie Huscroft	34	0	6	6	103
John Gruden	38	0	6	6	22
Fred Knipscheer	16	3	1	4	2
Mikko Makela	11	1	2	3	0
Daniel Lacroix	23	1	0	1	38
Brett Harkins	1	0	1	1	0
Marc Potvin	6	0	1	1	4
Blaine Lacher	35	0	1	1	4
Jeff Serowik	1	0	0	0	0
Grigori Panteleev	1	0	0	0	0
Cam Stewart	5	0	0	0	2
Craig Billington	8	0	0	0	2
Vincent Riendeau	11	0	0	0	2

Goaltender	GP	MINS	W-L-T	GA	GAA
Blaine Lacher	35	1965	19-11-2	79	2.41
Vincent Riendeau	11	565	3-6-1	27	2.87
Craig Billington	8	373	5-1-0	19	3.05



The Bruins played their final season in Boston Garden in 1994-95.

1994-95 NOTABLES:

Home Record.....	15-7-2
Road Record.....	12-11-1
Overall Record.....	27-18-3

- The Bruins play an Eastern Conference-only schedule as an NHL lockout limits the season to 48 games.
- Ray Bourque is named to the Second All-Star Team.
- January 22, 1995: Cam Neely scores a hat trick in a 4-1 win over Philadelphia as the Bruins open their final season in Boston Garden.
- March 30, 1995: Ray Bourque becomes just the second defenseman in NHL history to reach 900 career assists.
- May 1, 1995: The Bruins defeat Ottawa by a 5-4 score in the final regular season game in Boston Garden. Cam Neely scores the Bruins' last regular season goal in the building with the game-winning score at 10:19 of the third period.

1995-96

Gm	Date	Opponent	Score
1	Oct. 7	NY Islanders*	T 4-4
2	9	Buffalo	W 5-3
3	11	at Colorado	L 1-3
4	12	at San Jose*	T 6-6
5	14	at Dallas	L 5-6
6	17	at St. Louis	W 7-4
7	21	at Detroit	L 2-4
8	26	Washington	L 2-4
9	28	Hartford	W 3-0
10	31	Montreal	L 1-3
11	Nov. 2	Detroit*	L 5-6
12	4	at Montreal	L 1-4
13	7	at Washington	W 4-3
14	9	Ottawa	W 4-3
15	11	Toronto	L 1-3
16	14	at Tampa Bay	L 3-5
17	16	New Jersey*	T 2-2
18	18	St. Louis	W 5-2
19	21	Winnipeg	W 5-4
20	24	Los Angeles	W 2-1
21	25	at Ottawa*	T 3-3
22	30	Pittsburgh	L 6-9
23	Dec. 2	Buffalo	W 6-4
24	3	at Philadelphia	L 1-6
25	5	Dallas	W 6-4
26	8	at Tampa Bay	L 1-3
27	9	at Florida	L 1-3
28	13	at NY Rangers	L 2-4
29	14	Florida	W 6-4
30	16	Calgary	W 6-3
31	22	at Buffalo*	W 3-2
32	23	Tampa Bay	W 7-5
33	26	at NY Islanders*	T 3-3
34	31	at Winnipeg	W 5-3
35	Jan. 2	Chicago	L 2-5
36	3	at Toronto*	T 4-4
37	6	Hartford	W 5-2
38	9	Colorado	L 0-3
39	11	Anaheim	W 7-2
40	13	New Jersey	W 3-2
41	15	Vancouver	L 0-6
42	16	at New Jersey	W 4-2
43	22	at Pittsburgh*	L 6-7
44	25	Tampa Bay	W 4-3
45	27	NY Rangers	L 3-5
46	28	at Montreal	L 4-5
47	31	at Ottawa	W 3-1
48	Feb. 1	Florida*	T 2-2
49	3	Buffalo	W 4-2
50	6	at Pittsburgh	L 5-6
51	7	at Buffalo*	L 1-2
52	10	Philadelphia	L 2-6
53	14	at Hartford	W 3-0
54	15	at Chicago	L 0-3
55	17	at Vancouver	W 4-1
56	19	at Los Angeles*	T 3-3
57	21	at Anaheim*	L 3-4
58	23	at Edmonton	W 7-4
59	24	at Calgary	W 2-1
60	27	Edmonton*	L 3-4
61	28	at NY Rangers	W 3-1
62	Mar. 2	Washington	L 0-2
63	5	at NY Islanders	L 3-5
64	7	NY Islanders	W 4-3
65	9	Philadelphia	W 3-2
66	10	at Florida	W 4-1
67	14	Pittsburgh	W 4-2
68	15	at Washington	W 5-2
69	18	San Jose*	T 3-3
70	20	at New Jersey	W 2-1

71	Mar. 21	Ottawa	W	3-1
72	23	NY Rangers	L	4-5
73	27	at Hartford*	W	6-5
74	28	Montreal*	L	3-4
75	31	at Buffalo	W	6-5
76	Apr. 1	at Ottawa*	T	1-1
77	3	at Montreal	W	4-1
78	4	Montreal*	T	3-3
79	7	at Philadelphia	W	4-2
80	11	Hartford	W	3-2
81	13	at Hartford	L	0-2
82	14	Pittsburgh	W	6-5

Player	GP	G	A	PTS	PIM
Adam Oates	70	25	67	92	18
Ray Bourque	82	20	62	82	58
Rick Tocchet/Los Angeles	44	13	23	36	117
/Boston	27	16	8	24	64
/Total	71	29	31	60	181
Jozef Stumpel	76	18	36	54	14
Shawn McEachern	82	24	29	53	34
Ted Donato	82	23	26	49	46
Cam Neely	49	26	20	46	31
Todd Elik	59	13	33	46	40
Dave Reid	63	23	21	44	4
Sandy Moger	80	15	14	29	65
Steve Heinze	76	16	12	28	43
Don Sweeney	77	4	24	28	42
Kevin Stevens	41	10	13	23	49
Steve Leach	59	9	13	22	86
Kyle McLaren	74	5	12	17	73
Tim Sweeney	41	8	8	16	14
Joe Mullen	37	8	7	15	0
Rick Zombo	67	4	10	14	53
Jon Rohloff	79	1	12	13	59
Ron Sutter	18	5	7	12	24
Mariusz Czerkawski	33	5	6	11	10
Dean Chynoweth/NY Isles	14	0	1	1	40
/Boston	35	2	5	7	88
/Total	49	2	6	8	128
Clayton Beddoes	39	1	6	7	44
Philip Von Stefenelli	27	0	4	4	16
Bill Ranford	40	0	2	2	0
Alexei Kasatonov	19	1	0	1	12
Robbie Tallas	1	0	0	0	0
Ryan Hughes	3	0	0	0	0
Andre Roy	3	0	0	0	0
Cam Stewart	6	0	0	0	0
Mark Cornforth	6	0	0	0	4
Davis Payne	7	0	0	0	7
Kevin Sawyer/St. Louis	6	0	0	0	23
/Boston	2	0	0	0	5
/Total	8	0	0	0	28
Scott Bailey	11	0	0	0	0
Blaine Lacher	12	0	0	0	4
Steve Staios	12	0	0	0	4
John Gruden	14	0	0	0	4
Marc Potvin	27	0	0	0	12
Craig Billington	27	0	0	0	2

Goaltender	GP	MINS	W-L-T	GA	GAA
Bill Ranford	40	2308	21-12-4	109	2.83
Robbie Tallas	1	60	1-0-0	3	3.00
Scott Bailey	11	571	5-1-2	31	3.26
Craig Billington	27	1380	10-13-3	79	3.44
Blaine Lacher	12	671	3-5-2	44	3.94



Harry Sinden became the first General Manager in NHL history to reach 1,000 victories with a 7-4 win in St. Louis on October 17, 1995.

1995-96 NOTABLES:

Home Record.....	22-14-5
Road Record.....	18-17-6
Overall Record.....	40-31-11

- The Bruins play their first season at the state-of-the-art

REGULAR SEASON SCORING & RESULTS

FleetCenter.

- Ray Bourque earns his 12th First Team All-Star berth.
- October 7, 1995: Cam Neely scores an opening-night hat trick for the second straight season as the Bruins earn a 4-4 tie in their first game at FleetCenter. Sandy Moger scores the first goal in the building at 10:40 of the first period.
- October 17, 1995: Harry Sinden becomes the first General Manager in NHL history with 1,000 career wins with a 7-4 victory at St. Louis.
- December 14, 1995: Adam Oates ties a club record with four goals in a 4-1=5 night vs. Florida.
- April 3, 1996: The Bruins clinch their NHL-record 29th consecutive winning season with a 4-1 win at Montreal.

1996-97

Gm	Date	Opponent	Score
1	Oct. 5	NY Rangers*	T 4-4
2	7	Phoenix	L 2-5
3	12	at San Jose	W 5-3
4	14	at Vancouver*	W 5-4
5	17	at Los Angeles	L 2-4
6	20	at Anaheim	W 5-1
7	24	Toronto	L 1-2
8	26	Detroit	L 1-2
9	29	New Jersey	W 5-2
10	31	Hartford*	T 4-4
11	Nov. 2	NY Rangers	L 2-5
12	4	Los Angeles*	T 4-4
13	6	at Hartford	L 1-5
14	7	Edmonton	L 0-6
15	9	at Ottawa	W 4-3
16	14	Pittsburgh*	W 2-1
17	18	San Jose	W 4-2
18	19	at Washington*	T 2-2
19	21	Montreal	L 2-6
20	23	Buffalo*	L 2-3
21	26	Philadelphia	W 2-0
22	29	Vancouver	W 7-2
23	30	at Pittsburgh	L 2-6
24	Dec. 4	at Montreal	W 4-3
25	5	Hartford	L 2-4
26	7	Calgary*	T 1-1
27	9	Anaheim	L 2-5
28	12	New Jersey	L 4-7
29	14	Buffalo	L 0-4
30	15	at Philadelphia	L 0-6
31	17	at Pittsburgh	W 6-4
32	19	Tampa Bay	W 3-0
33	21	Washington	W 4-3
34	23	Chicago*	T 3-3
35	27	at Dallas	L 4-6
36	29	at St. Louis	L 2-4
37	Jan. 1	at Ottawa	L 2-3
38	2	at Hartford*	W 5-4
39	4	Dallas	W 3-2
40	7	at Philadelphia	L 3-7
41	9	Montreal	W 5-4
42	11	at Montreal	L 3-6
43	13	Ottawa	L 3-4
44	14	at New Jersey	L 2-4
45	20	Washington	L 2-3
46	22	at Ottawa	W 4-1
47	23	Florida	L 1-4
48	25	Colorado	W 4-1
49	30	at Florida	L 1-3
50	Feb. 1	at Tampa Bay	W 3-0
51	2	at NY Rangers	W 3-2
52	4	Ottawa	L 3-4
53	6	Hartford	L 3-5
54	8	St. Louis*	T 3-3
55	11	at Calgary	L 1-5
56	12	at Edmonton	L 3-4
57	15	at Phoenix*	L 4-5
58	18	at Colorado*	L 2-3
59	20	at Chicago	L 3-5
60	23	at Buffalo	L 1-5
61	24	at Washington*	T 3-3
62	27	Tampa Bay	W 6-2
63	Mar. 1	Philadelphia*	T 5-5
64	3	at Toronto	L 2-4
65	6	at NY Islanders	L 2-5
66	8	at Tampa Bay	W 6-4
67	9	at Florida	W 3-1
68	12	at Hartford	L 3-6
69	13	Montreal	L 0-3
70	15	NY Islanders	W 5-2
71	17	at Buffalo	L 1-5
72	19	at Detroit	L 1-4
73	22	Ottawa	L 4-5
74	24	at Montreal	L 1-3
75	27	NY Islanders	L 3-6

76	Mar.	29	at NY Islanders	L	2-8
77	Apr.	3	at NY Rangers	L	4-5
78		5	Florida	W	4-2
79		8	at Pittsburgh	L	1-3
80		10	Buffalo	L	1-5
81		11	at New Jersey	L	0-2
82		13	Pittsburgh	W	7-3



Ray Bourque became the team's all-time scoring leader on February 1, 1997 in Tampa Bay. He is shown here with John Bucyk, who had held the record since 1967.

Player	GP	G	A	PTS	PIM
Jozef Stumpel	78	21	55	76	14
Adam Oates	63	18	52	70	10
Ted Donato	67	25	26	51	37
Ray Bourque	62	19	31	50	18
Jason Allison/Washington	53	5	17	22	25
/Boston	19	3	9	12	9
/Total	72	8	26	34	34
Rick Tocchet	40	16	14	30	67
Rob DiMaio	72	13	15	28	82
Don Sweeney	82	3	23	26	39
Steve Heinze	30	17	8	25	27
Jean-Yves Roy	52	10	15	25	22
Tim Sweeney	36	10	11	21	14
London Wilson/Colorado	9	1	2	3	23
/Boston	40	7	10	17	49
/Total	49	8	12	20	72
Anson Carter/Washington	19	3	2	5	7
/Boston	19	8	5	13	2
/Total	38	11	7	18	9
Sheldon Kennedy	56	8	10	18	30
Barry Richter	50	5	13	18	32
Brett Harkins	44	4	14	18	8
Todd Elik	31	4	12	16	16
Jeff Odgers	80	7	8	15	197
Troy Mallette	68	6	8	14	155
Kyle McLaren	58	5	9	14	54
Sandy Moger	34	10	3	13	45
Steve Staios	54	3	8	11	71
Mattias Timander	41	1	8	9	14
Jon Rohloff	37	3	5	8	31
Trent McCleary	59	3	5	8	33
Bob Beers	27	3	4	7	8
Clayton Beddoes	21	1	2	3	13
Dean Chynoweth	57	0	3	3	171
Anders Myrvald	9	0	2	2	4
Andre Roy	10	0	2	2	12
Yevgeny Shalabyin	3	1	0	1	0
Davis Payne	15	0	1	1	7
Cam Stewart	15	0	1	1	4
Randy Robitaille	1	0	0	0	0
Kevin Sawyer	2	0	0	0	0
Tim Cheveldae	2	0	0	0	0
P. C. Drouin	3	0	0	0	0
Paxton Schafer	3	0	0	0	0
David Emma	5	0	0	0	0
Scott Bailey	8	0	0	0	0
Robbie Tallas	28	0	0	0	0
Dean Malkoc	33	0	0	0	70
Bill Ranford	37	0	0	0	0
Jim Carey	19	0	0	0	0

Goaltender	GP	MINS	W-L-T	GA	GAA
Tim Cheveldae	2	93	0-1-0	5	3.22
Robbie Tallas	28	1244	8-12-1	69	3.33
Bill Ranford	37	2147	12-16-8	125	3.49
Scott Bailey	8	394	1-5-0	24	3.66
Jim Carey	19	1004	5-13-0	64	3.82
Paxton Schafer	3	78	0-0-0	6	4.65

1996-97 NOTABLES:

Home Record.....	14-20-7
Road Record.....	12-27-2
Overall Record.....	26-47-9

- The Bruins miss the post-season for the first time since 1966-67, ending their NHL record of 29 consecutive playoff appearances. Their streak of 29 straight seasons with a winning record is also snapped.
- February 1, 1997: Ray Bourque has a goal and two assists in a 3-0 win in Tampa Bay to become the club's all-time scoring leader with 1,340 points.
- March 27, 1997: Ray Bourque becomes just the fifth player in NHL history to record 1,000 assists and is the first to accomplish it with one team.

1997-98

Gm	Date	Opponent	Score
1	Oct. 2	Los Angeles	W 6-5
2	4	Montreal	L 1-4
3	7	at Colorado	L 2-3
4	8	at Phoenix*	W 3-2
5	11	at San Jose	L 2-5
6	13	at Anaheim	W 3-0
7	15	at Los Angeles	W 5-3
8	17	at Vancouver	W 2-0
9	18	at Calgary	W 3-0
10	21	at Edmonton	W 2-1
11	23	Tampa Bay*	T 2-2
12	25	Florida	L 4-5
13	30	Anaheim	L 0-3
14	Nov. 1	Edmonton	W 3-1
15	2	at Ottawa	W 3-1
16	6	Washington	W 2-0
17	8	at New Jersey	L 0-2
18	12	at Dallas*	T 3-3
19	13	at St. Louis	L 2-4
20	15	Ottawa*	T 3-3
21	17	at Ottawa	W 4-2
22	19	at Pittsburgh*	T 3-3
23	20	Buffalo	L 0-5
24	22	Dallas	L 0-2
25	26	at Florida	L 5-10
26	28	Vancouver	L 2-5
27	29	Washington*	T 1-1
28	Dec. 1	at Carolina	L 1-3
29	3	at Philadelphia	W 3-0
30	6	Carolina	W 4-1
31	11	Buffalo	W 2-1
32	13	Montreal	W 4-2
33	15	at Florida	W 6-2
34	17	at Tampa Bay	L 0-2
35	18	at Philadelphia*	T 2-2
36	20	NY Islanders	L 3-4
37	22	Detroit	L 2-4
38	27	at Tampa Bay	W 3-1
39	28	at NY Rangers	L 3-4
40	31	at Toronto*	T 2-2
41	Jan. 1	Ottawa*	T 0-0
42	3	San Jose	W 3-0
43	7	at Montreal*	W 2-1
44	8	Phoenix	W 5-2
45	12	New Jersey*	T 1-1
46	14	Pittsburgh	W 5-2
47	21	at Montreal	L 2-4
48	24	at Pittsburgh	L 2-4
49	25	at Washington	L 1-4
50	27	Ottawa	W 6-1
51	29	Pittsburgh	L 2-4
52	31	NY Rangers	W 4-2
53	Feb. 1	at NY Islanders*	T 2-2
54	4	at Buffalo*	T 2-2
55	5	St. Louis	L 1-3
56	7	Carolina	L 1-3
57	26	Buffalo*	T 1-1
58	28	Pittsburgh	W 6-2
59	Mar. 1	at NY Islanders	W 5-4
60	3	at Washington	W 3-0
61	5	at New Jersey*	T 1-1
62	7	Chicago	L 1-2
63	10	at Detroit	W 6-3
64	12	Calgary	L 2-5
65	14	NY Rangers	W 5-1
66	16	Tampa Bay*	W 4-3
67	19	Toronto	W 4-0
68	21	at Buffalo	W 2-1
69	22	at Chicago	L 0-1
70	26	Philadelphia	W 4-2
71	28	Florida*	L 2-3
72	30	Colorado	W 4-1
73	Apr. 1	at NY Rangers	W 4-2
74	3	at Buffalo	L 4-5
75	6	Carolina	L 0-3
76	7	at Ottawa	W 4-2
77	9	NY Islanders	W 4-1
78	11	New Jersey	L 2-3

REGULAR SEASON SCORING & RESULTS

79	Apr.	13	at Carolina	W	3-2
80		15	at Montreal	W	6-2
81		18	at Pittsburgh	L	2-5
82		19	Philadelphia	W	2-1


Player	GP	G	A	PTS	PIM
Jason Allison	81	33	50	83	60
Dmitri Khristich	82	29	37	66	42
Ray Bourque	82	13	35	48	80
Sergei Samsonov	81	22	25	47	8
Steve Heinze	61	26	20	46	54
Anson Carter	78	16	27	43	31
Ted Donato	79	16	23	39	54
Tim Taylor	79	20	11	31	57
Rob DiMaio	79	10	17	27	82
P. J. Axelsson	82	8	19	27	38
Kyle McLaren	66	5	20	25	56
Grant Ledyard/Vancouver	49	2	13	15	14
/Boston	22	2	7	9	6
/Total	71	4	20	24	20
Dave Ellett	82	3	20	23	67
Mike Sullivan	77	5	13	18	34
Don Sweeney	59	1	15	16	24
Darren Van Impe/Anaheim	19	1	3	4	4
/Boston	50	2	8	10	36
/Total	69	3	11	14	40
Joe Thornton	55	3	4	7	19
Hal Gill	68	2	4	6	47
Landon Wilson	28	1	5	6	7
Byron Dafeo	65	0	3	3	2
Shawn Bates	13	2	0	2	2
Mattias Timander	23	1	1	2	6
Dean Malkoc	40	1	0	1	86
Cameron Mann	9	0	1	1	4
Ken Baumgartner	82	0	1	1	199
Joel Prpic	1	0	0	0	2
Jean-Yves Roy	2	0	0	0	0
Dean Chynoweth	2	0	0	0	0
Robert Lang	3	0	0	0	2
Randy Robitaille	4	0	0	0	0
Kirk Nielsen	6	0	0	0	0
Jim Carey	10	0	0	0	0
Robbie Tallas	14	0	0	0	0

Goaltender	GP	MIN	W-L-T	GA	GAA
Robbie Tallas	14	788	6-3-3	24	1.83
Byron Dafeo	65	3693	30-25-9	138	2.24
Jim Carey	10	496	3-2-1	24	2.90

1997-98 NOTABLES:

Home Record.....	19-16-6
Road Record.....	20-14-7
Overall Record.....	39-30-13

- Sergei Samsonov wins the Calder Trophy as the league's top rookie.
- Pat Burns wins the Adams Trophy as the NHL's top coach.
- Jason Allison finishes ninth in the Art Ross scoring race.
- January 1, 1998: The Bruins and Senators play to a 0-0 tie, the first scoreless tie for Boston since March 11, 1970 in Chicago and the first on home ice since November 13, 1955 vs. Detroit.



Sergei Samsonov won the Calder Trophy in 1997-98.

1998-99


Gm	Date	Opponent	Score
1	Oct.	St. Louis*	T 3-3
2		NY Islanders	W 3-0
3		at Colorado	W 3-0
4		at Los Angeles*	L 1-2
5		at San Jose	W 3-0
6		at Phoenix	L 1-3
7		at Anaheim	L 0-3
8		at New Jersey	L 1-3

9	Oct.	28	at Montreal	W	9-2
10		29	Montreal*	T	1-1
11		31	Carolina	L	0-2
12	Nov.	3	at Buffalo	L	2-4
13		5	Toronto	W	4-1
14		7	at Pittsburgh*	T	0-0
15		8	at Carolina	W	5-2
16		13	at NY Rangers*	T	3-3
17		14	Dallas	L	1-3
18		19	Florida*	T	5-5
19		21	Washington*	W	5-4
20		24	at Tampa Bay	W	4-1
21		25	at Florida	W	1-0
22		27	Montreal	W	5-1
23	Dec.	1	Vancouver*	T	1-1
24		5	Pittsburgh	W	2-1
25		10	at Carolina	W	3-2
26		12	Buffalo	L	1-4
27		16	at Detroit	L	3-5
28		17	Ottawa	W	5-2
29		19	Detroit	W	4-1
30		21	Tampa Bay	W	3-2
31		23	Philadelphia	L	1-2
32		26	at NY Islanders	L	2-4
33		28	at Washington	L	1-5
34		30	at Nashville	W	5-2
35		31	at Dallas	L	1-6
36	Jan.	2	Anaheim	W	2-1
37		4	Calgary	W	5-1
38		7	Toronto	W	2-1
39		9	at Toronto	L	3-6
40		15	at Buffalo	L	1-2
41		16	Tampa Bay*	T	2-2
42		18	Nashville	W	8-1
43		21	Ottawa	L	1-3
44		26	at NY Islanders	L	1-4
45		28	New Jersey	L	0-2
46		30	at Pittsburgh	L	2-5
47		31	Carolina*	T	0-0
48	Feb.	2	Colorado	L	2-3
49		4	NY Islanders	L	4-5
50		6	at Philadelphia*	T	2-2
51		7	NY Rangers	W	3-2
52		9	at Edmonton	W	2-0
53		12	at Calgary	L	3-4
54		13	at Vancouver	L	1-3
55		18	at Ottawa	L	0-2
56		21	at Chicago	W	6-3
57		23	Ottawa	W	5-2
58		25	New Jersey*	T	3-3
59		27	Washington	W	4-3
60	Mar.	2	Phoenix	W	3-2
61		3	at Carolina	L	1-2
62		5	at New Jersey	W	4-1
63		7	NY Rangers	L	1-3
64		9	Florida	W	2-0
65		12	at NY Rangers	W	5-4
66		13	at Buffalo	L	1-3
67		17	at Toronto	W	4-1
68		20	San Jose*	T	2-2
69		21	at Washington	W	4-1
70		24	at Ottawa	W	3-0
71		25	Chicago*	T	3-3
72		27	at Toronto*	T	2-2
73		30	Los Angeles*	L	1-2
74	Apr.	1	at Montreal	W	3-2
75		3	Philadelphia	W	3-0
76		5	Montreal	W	3-0
77		7	at Florida	W	5-2
78		8	at Tampa Bay	L	0-3
79		10	Tampa Bay	W	3-2
80		15	Pittsburgh	W	4-2
81		17	Buffalo*	W	2-1
82		18	at Philadelphia	L	1-3

Player	GP	G	A	PTS	PIM
Jason Allison	82	23	53	76	68
Dmitri Khristich	79	29	42	71	48
Ray Bourque	81	10	47	57	34
Sergei Samsonov	79	25	26	51	18
Joe Thornton	81	16	25	41	69
Anson Carter	55	24	16	40	22
Steve Heinze	73	22	18	40	30
Kyle McLaren	52	6	18	24	48
Rob DiMaio	71	7	14	21	95
Darren Van Impe	60	5	15	20	66
P. J. Axelsson	77	7	10	17	18
Peter Ferraro	46	6	8	14	44
Grant Ledyard	47	4	8	12	33
Don Sweeney	81	2	10	12	64
Tim Taylor	49	4	7	11	55
Hal Gill	80	3	7	10	63
Shawn Bates	33	5	4	9	2

Chris Taylor	37	3	5	8	12
Cameron Mann	33	5	2	7	17
Ken Belanger/NY Islanders	9	1	1	2	30
/Boston	45	1	4	5	152
/Total	54	2	5	7	182
Landon Wilson	22	3	3	6	17
Mattias Timander	22	0	6	6	10
Dave Ellett	54	0	6	6	25
Ted Donato	14	1	3	4	4
Ken Baumgartner	69	1	3	4	119
Antti Laaksonen	11	1	2	3	2
Randy Robitaille	4	0	2	2	0
Byron Dafeo	68	0	2	2	25
Andre Savage	6	1	0	1	0
Eric Nickulas	2	0	0	0	0
Peter Nordstrom	2	0	0	0	0
Dennis Vaske	3	0	0	0	6
Jonathan Girard	3	0	0	0	0
Terry Virtue	4	0	0	0	0
Jay Henderson	4	0	0	0	2
Brandon Smith	5	0	0	0	0
Marquis Mathieu	9	0	0	0	8
Robbie Tallas	17	0	0	0	0

Goaltender	GP	MIN	W-L-T	GA	GAA
Byron Dafeo	68	4001	32-23-11	133	1.99
Robbie Tallas	17	987	7-7-2	43	2.61



Byron Dafeo had ten shutouts in 1998-99.

1998-99 NOTABLES:

Home Record.....	22-10-9
Road Record.....	17-20-4
Overall Record.....	39-30-13

- Ray Bourque and Byron Dafeo each earn Second Team All-Star honors.
- November 7, 1998: The Bruins and Penguins play to a 0-0 tie, Boston's first road scoreless tie since March 11, 1970 in Chicago.
- December 19, 1998: Ray Bourque has three assists in a 4-1 win over Detroit and passes Gordie Howe into third place on the NHL's all-time assists list with 1,052 career.
- January 31, 1999: The Bruins and Hurricanes play to a 0-0 tie. It is the first time since 1955 (Oct. 22 at Detroit and Nov. 13 vs. Detroit) that the Bruins have two scoreless ties in one season.
- March 13, 1999: Ray Bourque becomes Boston's all-time games played leader with the game in Buffalo his 1,437th Bruins game.

1999-2000

Gm	Date	Opponent	Score
1	Oct.	Carolina	L 1-3
2		at Toronto	L 0-4
3		at Ottawa	L 3-4
4		Philadelphia*	T 1-1
5		Colorado*	T 3-3
6		at Colorado	L 1-2
7		at Dallas*	T 2-2
8		at Phoenix	L 1-2
9		at Los Angeles*	T 2-2
10		at San Jose	W 3-1
11		at Anaheim	W 3-2
12		Tampa Bay	W 7-3
13		Buffalo	W 3-0
14	Nov.	4 New Jersey	W 3-1
15		6 Atlanta	W 4-2
16		10 at Buffalo	L 2-6
17		11 Toronto*	W 4-3
18		13 at NY Rangers	W 5-2
19		17 at New Jersey*	T 2-2
20		18 NY Rangers	W 5-3
21		20 Washington	L 0-3

REGULAR SEASON SCORING & RESULTS

22	Nov.	22	at Carolina	W	2-1
23		24	at Nashville	W	5-2
24		26	Vancouver*	T	2-2
25		28	NY Islanders	L	1-2
26	Dec.	2	at Washington*	T	2-2
27		4	Chicago	L	3-9
28		9	Edmonton*	T	2-2
29		11	Detroit	L	4-5
30		13	Phoenix	W	2-0
31		14	at Pittsburgh	L	2-4
32		17	at Atlanta	W	3-1
33		18	at St. Louis	L	0-4
34		21	Nashville	L	1-3
35		23	Montreal*	T	3-3
36		27	at NY Islanders	L	0-3
37		29	at New Jersey*	O	4-5
38		30	at Ottawa*	O	4-5
39	Jan.	1	New Jersey*	T	2-2
40		4	at NY Islanders	W	7-3
41		6	Carolina	L	3-7
42		8	NY Islanders	L	2-5
43		11	Toronto	L	2-3
44		13	Buffalo*	T	0-0
45		15	at Montreal*	T	2-2
46		17	Atlanta*	T	3-3
47		19	at Atlanta	W	4-3
48		20	at Tampa Bay	W	4-2
49		22	at Florida*	O	3-4
50		24	Calgary*	O	3-4
51		29	Buffalo	W	1-0
52		31	Anaheim	L	2-4
53	Feb.	1	at Ottawa*	T	4-4
54		3	Toronto	W	4-2
55		8	Washington*	T	2-2
56		11	at NY Rangers	L	2-5
57		12	Florida	L	1-5
58		16	at Toronto*	T	3-3
59		21	at Vancouver	L	2-5
60		23	at Edmonton	L	2-4
61		25	at Washington	W	3-0
62		26	at Pittsburgh*	T	2-2
63		29	Ottawa	L	3-5
64	Mar.	2	Montreal	L	2-5
65		4	Philadelphia	L	0-3
66		6	Ottawa	L	1-5
67		8	at Buffalo*	O	1-2
68		10	at Carolina	W	5-3
69		11	at Montreal	W	5-3
70		16	at Chicago*	O	4-5
71		18	Pittsburgh	W	3-2
72		19	at Philadelphia	L	2-6
73		21	Tampa Bay	W	4-0
74		23	Florida	L	1-3
75		25	Los Angeles*	T	4-4
76		29	at Montreal	L	3-4
77		30	St. Louis	L	2-3
78	Apr.	1	NY Rangers*	T	2-2
79		4	at Tampa Bay	L	4-5
80		5	at Florida	L	3-6
81		8	at Philadelphia	L	0-3
82		9	Pittsburgh	W	3-1

Player	GP	G	A	PTS	PIM
Joe Thornton	81	23	37	60	82
Anson Carter	59	22	25	47	14
Sergei Samsonov	77	19	26	45	4
Ray Bourque	65	10	28	38	20
Dave Andreychuk	63	19	14	33	28
Brian Rolston/New Jersey	11	3	1	4	0
/Colorado	50	8	10	18	12
/Boston	16	5	4	9	6
/Total	77	16	15	31	18
Jason Allison	37	10	18	28	20
Darren Van Impe	79	5	23	28	73
P. J. Axelsson	81	10	16	26	24
Steve Heinze	75	12	13	25	36
Rob DiMaio	50	5	16	21	42
Mike Knuble/NY Rangers	59	9	5	14	18
/Boston	14	3	3	6	8
/Total	73	12	8	20	26
Andre Savage	43	7	13	20	10
Kyle McLaren	71	8	11	19	67
Mikko Eloranta	50	6	12	18	36
Joe Murphy	26	7	7	14	41
Don Sweeney	81	1	13	14	48
Cameron Mann	32	8	4	12	13
Shawn Bates	44	5	7	12	14
Hal Gill	81	3	9	12	51
Eric Nickulas	20	5	6	11	12
Antti Laaksonen	27	6	3	9	2
Mattias Timander	60	0	8	8	22
Brandon Smith	22	2	4	6	10
Marty McSorley	27	2	3	5	62

Joe Hulbig	24	2	2	4	8
Ken Belanger	37	2	2	4	44
Jay Henderson	16	1	3	4	9
Landon Wilson	40	1	3	4	18
Jonathan Girard	23	1	2	3	2
Joel Prpic	14	0	3	3	0
Marquis Mathieu	6	0	2	2	4
Peter Ferraro	5	0	1	1	0
Sean Pronger	11	0	1	1	13
John Grahame	24	0	1	1	8
Aaron Downey	1	0	0	0	0
Johnathan Aitken	3	0	0	0	0
Jeff Zehr	4	0	0	0	2
Nick Boynton	5	0	0	0	0
Robbie Tallas	27	0	0	0	6
Byron Dafoe	41	0	0	0	0
Goaltender	GP	MINS	W-L-T	GA	GAA
John Grahame	24	1344	7-10-5	55	2.46
Byron Dafoe	41	2307	13-16-10	114	2.97
Robbie Tallas	27	1363	4-13-4	72	3.17



Dave Andreychuk, who tied a club record on October 28, 1999, was one of 20 Bruins in club history to score four goals in a game.

1999-2000 NOTABLES:

Home Record.....	12-17-11-1
Road Record.....	12-16-8-5
Overall Record	24-33-19-6

- October 2, 1999: Ray Bourque scores against Carolina to become the NHL's all-time goal leader among defensemen with 386.
- October 9, 1999: The Bruins play their first game with a four-on-four overtime format in a 1-1 tie with Philadelphia.
- October 28, 1999: Dave Andreychuk ties a club record with four goals in a 7-3 win over Tampa Bay.
- January 1, 2000: Ray Bourque becomes just the fifth player in NHL history to play in four decades.
- February 25, 2000: Ray Bourque scores his tenth goal of the season in Washington. It is his 21st straight season with ten-or-more goals.
- March 4, 2000: Ray Bourque plays his final game in a Boston uniform, a 3-0 loss to Philadelphia.

2000-01

Gm	Date	Opponent	Score
1	Oct. 5	Ottawa*	T 4-4
2	7	at Philadelphia	W 5-1
3	9	Florida	W 4-2
4	11	at Anaheim*	W 3-2
5	13	at Los Angeles	L 0-5
6	14	at San Jose	L 2-5
7	17	at Edmonton	L 1-6
8	20	at Calgary	L 2-3
9	26	Washington	W 4-1
10	28	Toronto*	O 1-2
11	30	at NY Rangers	L 1-5
12	31	at NY Islanders	L 2-4
13	Nov. 2	Chicago	W 5-4
14	4	Atlanta	L 3-8
15	5	at Toronto	L 1-7
16	9	Ottawa	W 2-1
17	11	Nashville*	T 2-2
18	16	New Jersey*	O 2-3
19	18	Minnesota	L 1-6
20	21	at Ottawa	L 1-2
21	22	at Detroit	W 5-4
22	24	Carolina	L 1-3
23	26	Los Angeles*	T 4-4
24	28	Pittsburgh	W 3-1
25	Dec. 1	at Washington	L 2-3
26	2	Washington	L 0-2
27	4	at Atlanta	L 4-5

28	Dec.	6	at Pittsburgh	W	3-2
29		8	at Columbus*	O	2-3
30		9	NY Rangers	W	5-4
31		12	Buffalo	L	0-3
32		16	Carolina	W	4-1
33		19	Philadelphia*	T	4-4
34		21	Toronto	W	4-0
35		23	Detroit*	O	1-2
36		27	at NY Islanders	W	5-2
37		29	at Florida	L	0-3
38		30	at Tampa Bay*	T	1-1
39	Jan.	1	at Buffalo	W	4-3
40		5	at Washington*	T	1-1
41		6	Dallas	L	0-4
42		9	Pittsburgh	W	5-2
43		10	at Montreal	W	2-1
44		13	NY Rangers	W	4-1
45		16	at New Jersey	W	5-4
46		18	at Carolina	L	2-4
47		19	at Nashville*	O	0-1
48		22	Florida	L	2-3
49		24	at Toronto	W	2-1
50		26	at Buffalo	W	2-1
51		27	New Jersey*	W	4-3
52		30	St. Louis	W	5-1
53	Feb.	1	Montreal	L	0-3
54		6	Philadelphia	W	4-3
55		9	at Atlanta	L	1-5
56		10	Tampa Bay	W	6-2
57		15	at Tampa Bay	W	6-3
58		16	at Florida	L	1-2
59		18	at Carolina	L	4-5
60		21	at Colorado	L	2-8
61		23	at Dallas*	O	4-5
62		24	at St. Louis*	O	2-3
63		27	Phoenix	W	7-4
64	Mar.	1	Tampa Bay	W	3-1
65		3	San Jose	W	3-2
66		5	at Philadelphia	L	4-6
67		6	Buffalo	L	1-3
68		8	Ottawa	L	3-5
69		10	Atlanta	L	5-7
70		15	Vancouver*	T	2-2
71		17	at Montreal	W	3-2
72		20	at Pittsburgh*	T	2-2
73		22	Montreal*	W	3-2
74		24	Colorado	L	2-4
75		25	at NY Rangers	W	3-2
76		28	at Toronto	W	3-0
77		30	at Ottawa*	O	4-5
78		31	NY Islanders	W	4-2
79	Apr.	2	Montreal*	W	3-2
80		4	at Buffalo	W	3-2
81		6	at New Jersey	L	2-5
82		7	NY Islanders	W	4-2

Player	GP	G	A	PTS	PIM
Jason Allison	82	36	59	95	85
Bill Guerin/Edmonton	21	12	10	22	18
/Boston	64	28	35	63	122
/Total	85	40	45	85	140
Sergei Samsonov	82	29	46	75	18
Joe Thornton	72	37	34	71	107
Brian Rolston	77	19	39	58	28
Andrei Kovalenko	76	16	21	37	27
Eric Weinrich/Montreal	60	6	19	25	34
/Boston	22	1	5	6	10
/Total	82	7	24	31	44
Mikko Eloranta	62	12	11	23	38
P. J. Axelsson	81	8	15	23	27
Mike Knuble	82	7	13	20	37
Dixon Ward	63	5	13	18	65
Kyle McLaren	58	5	12	17	53
Jonathan Girard	31	3	13	16	14
Darren Van Impe	31	3	10	13	41
Don Sweeney	72	2	10	12	26
Hal Gill	80	1	10	11	71
Jarmo Kuitanen	62	2	8	10	26
Patrick Traverse	37	2	6	8	14
Peter Popovic	60	1	6	7	48
Andrei Nazarov/Anaheim	16	1	0	1	29
/Boston	63	1	4	5	200
/Total	79	2	4	6	229
Shawn Bates	45	2	3	5	26
Ken Belanger	40	2	2	4	121
Cameron Mann	15	1	3	4	6
Paul Coffey	18	0	4	4	30
Lee Goren	21	2	0	2	7
Samuel Pahlsson	17	1	1	2	6
Zdenek Kutlak	10	0	2	2	4
Byron Dafoe	45	0	2	2	6
Brandon Smith	3	1	0	1	0
Eric Manlow	8	0	1	1	2

REGULAR SEASON SCORING & RESULTS

Marquis Mathieu	1	0	0	0	2
Nick Boynton	1	0	0	0	0
Andre Savage	1	0	0	0	0
Kay Whitmore	5	0	0	0	0
Joe Hulbig	7	0	0	0	4
Eric Nickulas	7	0	0	0	4
Pavel Kolarik	10	0	0	0	4
John Grahame	10	0	0	0	2
Jay Henderson	13	0	0	0	26
Andrew Raycroft	15	0	0	0	0
Peter Skudra	25	0	0	0	0

Goaltender	GP	MINS	W-L-T	GA	GAA
Byron Dafoe	45	2536	22-14-7	101	2.39
Andrew Raycroft	15	649	4-6-0	32	2.96
Peter Skudra	25	1116	6-12-1	62	3.33
John Grahame	10	471	3-4-0	28	3.57
Kay Whitmore	5	203	1-2-0	18	5.33



Jason Allison led the team in scoring in 2000-01 for the third time in four years.

2000-01 NOTABLES:

Home Record.....	21-12-5-3
Road Record.....	15-18-3-5
Overall Record	36-30-8-8

- Jason Allison finishes fifth overall in the league's scoring race.

2001-02

Gm	Date	Opponent	Score
1	Oct. 4	Anaheim	W 4-2
2	6	Atlanta*	W 4-3
3	8	Washington	W 4-0
4	10	at Minnesota	L 1-2
5	13	at San Jose	L 2-3
6	16	at Phoenix*	T 1-1
7	17	at Anaheim*	T 2-2
8	20	at Nashville	W 2-1
9	23	at Toronto	L 0-2
10	25	Toronto*	W 2-1
11	27	NY Rangers*	O 1-2
12	28	at Chicago*	T 3-3
13	30	New Jersey*	O 3-4
14	Nov. 3	at New Jersey	W 2-1
15	6	Edmonton*	W 1-0
16	8	Minnesota	L 3-5
17	10	Columbus	L 1-5
18	13	Montreal	W 5-3
19	15	New Jersey*	W 5-4
20	17	Buffalo	W 3-1
21	20	at Montreal	L 2-3
22	23	Vancouver	W 3-2
23	24	at Toronto	L 0-2
24	27	Tampa Bay	W 6-3
25	29	at Philadelphia*	W 3-2
26	Dec. 1	at Ottawa*	O 1-2
27	4	at Atlanta	W 3-2
28	6	Pittsburgh	L 1-4
29	8	Buffalo	W 4-2
30	12	at Pittsburgh	W 4-2
31	13	at Washington	L 1-2
32	15	Philadelphia	L 2-5
33	18	Atlanta*	O 2-3
34	20	Montreal	W 5-0
35	22	at NY Islanders	W 4-2
36	26	Ottawa	W 3-2
37	28	at Florida	W 7-1
38	29	at Tampa Bay*	W 5-4
39	31	at Dallas	L 1-2
40	Jan. 2	at Carolina	W 6-3
41	3	Toronto	L 1-2
42	5	Washington	W 7-4
43	8	at Pittsburgh	W 3-2
44	10	Los Angeles	W 5-0

45	Jan. 12	NY Islanders	L 4-5
46	14	at Washington*	O 0-1
47	17	Ottawa	W 5-2
48	19	at St. Louis*	O 1-2
49	21	St. Louis*	O 3-4
50	23	at NY Rangers	L 4-8
51	24	at Ottawa	L 3-4
52	26	Florida	W 4-2
53	28	Chicago	W 2-1
54	30	at Montreal*	W 4-3
55	Feb. 4	at Columbus	W 8-0
56	5	Buffalo*	T 2-2
57	9	Florida	W 4-1
58	11	at Colorado	L 2-5
59	12	at Vancouver*	W 2-1
60	26	at NY Islanders*	T 3-3
61	28	Carolina	L 2-6
62	Mar. 1	at Buffalo	L 3-4
63	4	Philadelphia	L 1-4
64	6	at Montreal	L 3-5
65	8	at Atlanta	W 3-0
66	9	Calgary	W 3-2
67	13	at NY Rangers	W 3-1
68	14	Toronto	L 1-2
69	16	Detroit	W 2-1
70	19	Phoenix	W 4-2
71	21	at Buffalo	W 2-1
72	23	at Florida	W 3-1
73	24	at Tampa Bay*	W 4-3
74	26	at Carolina	W 3-2
75	30	Carolina	L 0-2
76	Apr. 2	at Philadelphia	W 4-2
77	4	NY Islanders*	O 1-2
78	6	NY Rangers	L 4-6
79	7	at New Jersey*	O 2-3
80	9	Tampa Bay*	T 2-2
81	11	at Ottawa	L 0-4
82	13	Pittsburgh	W 7-1



Brian Rolston set a club record with nine shorthanded goals in 2001-02.

Player	GP	G	A	PTS	PIM
Glen Murray/Los Angeles	9	6	5	11	0
/Boston	73	35	25	60	40
/Total	82	41	30	71	40
Sergei Samsonov	74	29	41	70	27
Joe Thornton	66	22	46	68	127
Bill Guerin	78	41	25	66	91
Brian Rolston	82	31	31	62	30
Jozef Stumpel/Los Angeles	9	1	3	4	4
/Boston	72	7	47	54	14
/Total	81	8	50	58	18
Martin Lapointe	68	17	23	40	101
Marty McInnis/Anaheim	60	9	14	23	25
/Boston	19	2	3	5	8
/Total	79	11	17	28	33
Rob Zamuner	66	12	13	25	24
Sean O'Donnell	80	3	22	25	89
P. J. Axelsson	78	7	17	24	16
Hal Gill	79	4	18	22	77
Nick Boynton	80	4	14	18	107
Don Sweeney	81	3	15	18	35
Mike Knuble	54	8	6	14	42
Sean Brown/Edmonton	61	6	4	10	127
/Boston	12	0	1	1	47
/Total	73	6	5	11	174
Benoit Hogue	17	4	4	8	9
Kyle McLaren	38	0	8	8	19
Jamie Rivers/Ottawa	2	0	0	0	4
/Boston	64	4	2	6	45
/Total	66	4	2	6	49
Scott Pellerin	35	1	5	6	6
Jeff Norton/Florida	29	0	4	4	9
/Boston	3	0	1	1	2
/Total	32	0	5	5	11
Dennis Bonvie	23	1	2	3	84
Jonathan Girard	20	0	3	3	9

Jarmo Kuitanen	38	0	3	3	33
P. J. Stock	58	0	3	3	122
Gord Murphy	15	0	2	2	13
John Emmons	22	0	2	2	16
Andrei Nazarov	47	0	2	2	164
Andy Hilbert	6	1	0	1	2
Ivan Huml	1	0	1	1	0
John Grahame	19	0	1	1	6
Byron Dafoe	64	0	1	1	27
Andrew Raycroft	1	0	0	0	0
Chris Kelleher	1	0	0	0	0
Tony Tuzzolino	2	0	0	0	0
Richard Jackman	2	0	0	0	2
Eric Manlow	3	0	0	0	0
Mikko Eloranta	6	0	0	0	2
Pavel Kolarik	13	0	0	0	6

Goaltender	GP	MINS	W-L-T	GA	GAA
Byron Dafoe	64	3827	35-26-3	141	2.21
Andrew Raycroft	1	65	0-0-1	3	2.77
John Grahame	19	1079	8-7-2	52	2.89

2001-02 NOTABLES:

Home Record.....	23-11-2-5
Road Record.....	20-13-4-4
Overall Record	43-24-6-9

- Bill Guerin is named to the NHL's Second All-Star Team.
- The Bruins take the Northeast Division crown.
- October 4, 2001: Ray Bourque's number 77 is honored in pre-game ceremonies.
- March 26, 2002: Brian Rolston sets a new club record with his eighth shorthanded goal of the season. He finishes the season with nine.

2002-03

Gm	Date	Opponent	Score
1	Oct. 11	at Minnesota	L 1-5
2	14	at Colorado	W 2-1
3	16	at Vancouver	W 6-3
4	17	at Calgary*	T 3-3
5	19	at Edmonton	W 4-3
6	21	at Toronto	W 4-1
7	24	Ottawa*	T 2-2
8	26	Atlanta	W 4-3
9	30	at Washington	W 7-2
10	31	Anaheim	L 1-4
11	Nov. 2	NY Rangers	W 3-2
12	7	at Detroit*	O 1-2
13	9	Ottawa	W 7-1
14	11	Edmonton	W 6-1
15	12	at Buffalo	W 4-3
16	14	NY Islanders	W 4-1
17	16	at Philadelphia*	T 2-2
18	19	at Toronto	L 0-2
19	21	Carolina	W 3-1
20	23	Buffalo	W 4-1
21	26	Calgary	W 7-2
22	29	Montreal	W 4-2
23	30	at Pittsburgh	W 3-2
24	Dec. 3	St. Louis	L 0-4
25	5	Atlanta*	W 4-3
26	7	Tampa Bay*	W 3-2
27	8	at NY Rangers	W 4-1
28	10	Montreal	L 2-4
29	12	Ottawa	L 2-5
30	14	at Montreal	L 2-4
31	18	at Buffalo	L 2-4
32	19	at Washington	L 3-5
33	21	Florida*	T 3-3
34	23	San Jose	W 5-2
35	27	at Tampa Bay	L 2-5
36	28	at Atlanta	W 1-0
37	30	New Jersey	L 0-1
38	Jan. 3	at NY Islanders	L 4-8
39	4	Carolina	L 2-4
40	7	at Toronto	L 2-5
41	10	at Buffalo	L 2-4
42	11	Toronto	W 6-2
43	13	Pittsburgh	L 1-2
44	15	at Florida	L 0-3
45	17	at Atlanta	L 1-3
46	18	Columbus	W 7-2
47	20	Washington*	T 3-3
48	23	at Pittsburgh	W 4-1
49	25	Philadelphia*	W 1-0
50	28	Nashville	W 2-1
51	30	Chicago	L 1-3
52	Feb. 4	Colorado*	O 2-3
53	6	Montreal	W 6-3

REGULAR SEASON SCORING & RESULTS

54	Feb.	8	Pittsburgh	L	2-5
55		11	at Montreal	L	1-3
56		14	at Florida*	W	6-5
57		15	at Tampa Bay	L	2-5
58		17	at Nashville	L	1-5
59		19	at Carolina*	T	1-1
60		21	at New Jersey	L	2-3
61		23	at NY Islanders*	T	4-4
62		25	Dallas*	T	5-5
63		27	at NY Rangers	L	1-4
64	Mar.	1	Philadelphia*	O	2-3
65		3	Vancouver	L	4-6
66		4	at Carolina	W	4-2
67		6	NY Islanders	W	4-1
68		8	Washington*	W	5-4
69		9	at Chicago	L	5-8
70		11	at Ottawa*	O	3-4
71		13	New Jersey	W	4-3
72		15	Florida	W	4-1
73		18	at Phoenix	L	1-2
74		21	at San Jose	L	2-3
75		22	at Los Angeles*	W	4-3
76		24	Toronto	W	3-2
77		27	at Philadelphia*	T	2-2
78		29	NY Rangers	L	1-3
79		31	Tampa Bay	T	2-2
80	Apr.	1	at Ottawa	L	2-3
81		3	at New Jersey*	T	1-1
82		5	Buffalo	W	8-5



Don Sweeney played his 1,000th NHL/Bruins game on November 14, 2002, becoming just the second defenseman in Bruins history to reach that milestone.

Player	GP	G	A	PTS	PIM
Joe Thornton	77	36	65	101	109
Glen Murray	82	44	48	92	64
Mike Knuble	75	30	29	59	45
Brian Rolston	81	27	32	59	32
Jozef Stumpel	78	14	37	51	12
Bryan Berard	80	10	28	38	64
P. J. Axelsson	66	17	19	36	24
Nick Boynton	78	7	17	24	99
Jonathan Girard	73	6	16	22	21
Dan McGillis/Philadelphia	24	0	3	3	20
/San Jose	37	3	13	16	30
/Boston	10	0	1	1	10
/Total	71	3	17	20	60
Michal Grosek	63	2	18	20	71
Marty McInnis	77	9	10	19	38
Martin Lapointe	59	8	10	18	87
Ivan Huml	41	6	11	17	30
Hal Gill	76	4	13	17	56
Rob Zamuner	55	10	6	16	18
Sean O'Donnell	70	1	15	16	76
Sergei Samsonov	8	5	6	11	2
P. J. Stock	71	1	9	10	160
Don Sweeney	67	3	5	8	24
Ian Moran/Pittsburgh	70	0	7	7	46
/Boston	8	0	1	1	2
/Total	78	0	8	8	48
Sean Brown	69	1	5	6	117
Lee Goren	14	2	1	3	7
Andy Hilbert	14	0	3	3	7
John Grahame	23	0	2	2	2
Zdenek Kutlak	4	1	0	1	0
Kris Vernarsky	14	1	0	1	2
Rich Brennan	7	0	1	1	6
Martin Samuelsson	8	0	1	1	2
Brant Myhres	1	0	0	0	31
Jarmo Kuitanen	2	0	0	0	0
Matt Herr	3	0	0	0	0
Tim Thomas	4	0	0	0	0
Andrew Raycroft	5	0	0	0	0
Shaone Morrisonn	11	0	0	0	8
Jeff Hackett	18	0	0	0	2
Steve Shields	36	0	0	0	8

Krzysztof Oliwa/NY Rangers	9	0	0	0	51
/Boston	33	0	0	0	110
/Total	42	0	0	0	161
Goaltender	GP	MINS	W-L-T	GA	GAA
Andrew Raycroft	5	300	2-3-0	12	2.40
John Grahame	23	1352	11-9-2	61	2.71
Steve Shields	36	2112	12-13-9	97	2.76
Tim Thomas	4	220	3-1-0	11	3.00
Jeff Hackett	18	991	8-9-0	53	3.21

2002-03 NOTABLES:

Home Record.....	23-11-5-2
Road Record.....	13-20-6-2
Overall Record.....	36-31-11-4

- Joe Thornton earns a Second Team All-Star berth.
- The Bruins place two players among the league's scoring elite as Joe Thornton finishes third and Glen Murray seventh overall in the Art Ross race.
- October 14, 2002: Sergei Samsonov scores the game-winning goal at 19:59 of the third period for a 2-1 victory in Colorado.
- October 24, 2002: Terry O'Reilly's number 24 is retired in pre-game ceremonies.
- November 14, 2002: Don Sweeney plays his 1,000th NHL/Bruins game in a 4-1 win vs. the Islanders.
- February 14, 2003: Mike Knuble scores the fastest two goals from the start of a game in team history with first period tallies at 0:10 and 0:27 in Florida. It is a league record for fastest two goals from the start of a game by one player.
- April 5, 2003: Joe Thornton records his 100th point of the season in an 8-5 win vs. Buffalo.

2003-04

Gm	Date	Opponent	Score
1	Oct. 8	New Jersey*	T 3-3
2	10	at Tampa Bay	L 1-5
3	11	at Florida*	T 3-3
4	15	at Dallas	W 2-0
5	18	at Los Angeles	W 4-3
6	19	at Anaheim*	W 4-3
7	21	at Colorado	W 4-1
8	23	Carolina	L 0-2
9	25	at New Jersey	W 5-2
10	28	at Montreal	W 2-0
11	30	Montreal*	O 0-1
12	Nov. 1	at Pittsburgh*	O 2-3
13	6	San Jose*	T 5-5
14	8	Dallas	W 4-1
15	11	Edmonton	W 4-3
16	14	at Columbus	W 4-0
17	15	Vancouver*	W 2-1
18	19	at Atlanta*	O 4-5
19	20	Washington	W 3-2
20	22	at Philadelphia	L 2-3
21	25	at St. Louis*	O 3-4
22	28	Nashville	L 1-2
23	30	Phoenix*	T 3-3
24	Dec. 3	at Atlanta	W 6-4
25	4	Toronto	L 0-6
26	6	Philadelphia*	T 1-1
27	8	Ottawa*	T 2-2
28	10	at Florida*	T 1-1
29	11	at Washington	L 5-6
30	13	at Ottawa	W 3-2
31	16	at Montreal*	T 1-1
32	18	Calgary	L 0-5
33	20	Carolina	L 1-2
34	22	at NY Rangers	L 2-4
35	23	Tampa Bay*	T 1-1
36	27	at Tampa Bay	L 2-4
37	29	at Washington	W 3-1
38	30	Ottawa	L 0-3
39	Jan. 1	Toronto	W 3-2
40	3	NY Islanders*	T 3-3
41	7	at Detroit	W 3-0
42	8	Pittsburgh	W 3-1
43	10	Detroit*	W 2-1
44	12	Buffalo	W 4-3
45	15	at Buffalo	W 1-0
46	17	at Ottawa	L 0-4
47	19	NY Rangers	W 5-2
48	20	at NY Rangers	W 4-1
49	22	Buffalo	L 2-3
50	24	Florida	L 1-2
51	27	at NY Islanders*	T 2-2
52	29	NY Islanders*	W 2-1
53	31	at Montreal	W 1-0
54	Feb. 1	Pittsburgh	W 4-1

55	Feb.	3	Atlanta	W	5-4
56		5	at Buffalo	W	6-2
57		10	at Pittsburgh	W	6-3
58		12	at Ottawa*	O	2-3
59		14	at Chicago*	O	1-2
60		17	at Toronto	W	5-2
61		19	at Philadelphia	W	4-3
62		21	at Carolina*	T	3-3
63		23	Florida	L	0-2
64		24	at NY Islanders*	T	0-0
65		26	Montreal*	O	2-3
66		28	Philadelphia*	W	3-2
67	Mar.	2	at Toronto	L	2-3
68		4	NY Rangers	W	3-1
69		6	Atlanta*	T	2-2
70		9	at Nashville	W	3-2
71		11	at Buffalo*	W	3-2
72		13	Buffalo*	W	3-2
73		16	at Toronto	W	2-1
74		18	Minnesota	L	0-2
75		20	Tampa Bay	W	5-4
76		23	Ottawa	W	4-2
77		25	Toronto	L	0-3
78		27	Montreal*	W	3-2
79		30	at Carolina	W	3-2
80	Apr.	1	Washington*	T	3-3
81		3	New Jersey	L	2-5
82		4	at New Jersey	W	3-1

Player	GP	G	A	PTS	PIM
Joe Thornton	77	23	50	73	98
Glen Murray	81	32	28	60	56
Sergei Gonchar/Washington	56	7	42	49	44
/Boston	15	4	5	9	12
/Total	71	11	47	58	56
Brian Rolston	82	19	29	48	40
Mike Knuble	82	21	25	46	32
Sergei Samsonov	58	17	23	40	4
Patrice Bergeron	71	16	23	39	22
Nick Boynton	81	6	24	30	98
Dan McGillis	80	5	23	28	65
Jiri Slegr/Vancouver	16	2	5	7	8
/Boston	36	4	15	19	27
/Total	52	6	20	26	35
Martin Lapointe	78	15	10	25	67
P. J. Axelsson	68	6	14	20	42
Travis Green	64	11	5	16	67
Jeff Jillson	50	4	10	14	35
Michael Nylander/Washington	3	0	2	2	8
/Boston	15	1	11	12	14
/Total	18	1	13	14	22
Ted Donato	63	6	5	11	18
Sean O'Donnell	82	1	10	11	110
Rob Zamuner	57	4	5	9	16
Hal Gill	82	2	7	9	99
Shaone Morrisonn	30	1	7	8	10
Andy Delmore/Buffalo	37	2	5	7	29
/Boston	-	-	-	-	-
/Total	37	2	5	7	29
Craig MacDonald/Florida	34	0	3	3	25
/Boston	18	0	3	3	8
/Total	52	0	6	6	33
Michal Grosek	33	3	2	5	33
Ian Moran	35	1	4	5	28
Sandy McCarthy	37	3	1	4	28
Carl Corazzini	12	2	0	2	0
Andy Hilbert	18	2	0	2	9
Andrew Raycroft	57	0	2	2	0
Sergei Zinovjev	10	0	1	1	2
Doug Doull	35	0	1	1	132
P. J. Stock	1	0	0	0	0
Colton Orr	1	0	0	0	0
Zdenek Kutlak	2	0	0	0	0
Kris Vernarsky	3	0	0	0	0
Pat Leahy	6	0	0	0	0
Martin Samuelsson	6	0	0	0	0
Ivan Huml	7	0	0	0	6
Felix Potvin	28	0	0	0	8

Goaltender	GP	MINS	W-L-T	GA	GAA
Andrew Raycroft	57	3420	29-18-9	117	2.05
Felix Potvin	28	1605	12-8-6	67	2.50

2003-04 NOTABLES:

Home Record.....	18-12-9-2
Road Record.....	23-7-6-5
Overall Record.....	41-19-15-7

- The Bruins win the Northeast Division title.
- Andrew Raycroft wins the Calder Trophy.
- January 12, 2004: Cam Neely's number 8 is retired in pre-game ceremonies.

REGULAR SEASON SCORING & RESULTS

- March 27, 2004: The Bruins set an NHL record with their 29th overtime game of the season, a 3-2 victory over Montreal.



Cam Neely's number 8 was retired by the Bruins on January 12, 2004.

2004-05

Season Cancelled - NHL Lockout

2005-06

Gm	Date	Opponent	Score
1	Oct. 5	Montreal	L 1-2
2	7	at Buffalo	L 1-4
3	8	at Pittsburgh*	W 7-6
4	10	at Tampa Bay	W 4-2
5	13	at Florida	W 5-2
6	15	at Ottawa	L 1-5
7	18	at Montreal	L 3-4
8	20	Buffalo	L 3-4
9	22	Pittsburgh	W 6-3
10	24	at Toronto*	O 4-5
11	26	at Carolina*	O 3-4
12	27	Toronto	W 2-1
13	29	New Jersey*	O 4-5
14	Nov. 1	at NY Islanders*	O 3-4
15	3	Florida	W 4-1
16	5	Pittsburgh	W 6-3
17	8	at Philadelphia*	O 3-4
18	10	Ottawa	L 2-5
19	12	at NY Islanders	L 2-5
20	17	Toronto	L 1-4
21	19	Buffalo	L 2-3
22	20	at NY Rangers	L 2-3
23	23	at Toronto	W 5-1
24	25	Philadelphia	L 3-5
25	26	at Ottawa	L 2-4
26	29	at New Jersey	L 2-3
27	Dec. 1	Ottawa	W 3-0
28	3	at Edmonton*	W 5-4
29	4	at Vancouver	L 2-5
30	7	at Colorado	L 1-4
31	11	Phoenix*	O 1-2
32	15	at Minnesota	W 3-2
33	17	at Calgary	L 0-3
34	22	Toronto	W 4-1
35	23	at Toronto	L 1-2
36	27	at Washington*	W 4-3
37	28	at Florida	L 4-6
38	30	at Tampa Bay	W 2-1
39	Jan. 2	Philadelphia	L 0-1
40	5	Ottawa	W 4-2
41	7	Tampa Bay	W 6-3
42	10	San Jose	L 2-6
43	12	Los Angeles	L 0-6
44	14	Dallas*	O 1-2
45	16	Anaheim*	W 4-3
46	19	at Philadelphia	W 5-2
47	21	NY Rangers*	O 2-3
48	23	at Washington	W 3-2
49	24	at Atlanta	W 3-2
50	26	Washington	W 3-2
51	28	NY Islanders	L 3-4
52	30	at Ottawa	W 5-0
53	Feb. 2	Montreal	W 3-1
54	4	at Montreal	L 0-2
55	5	Carolina*	O 3-4
56	8	at Pittsburgh	W 3-1
57	9	New Jersey*	O 2-3
58	11	Tampa Bay	L 5-6
59	Mar. 1	at Carolina	L 3-4
60	2	Atlanta	W 3-2
61	4	Buffalo	L 2-3
62	7	at Buffalo	L 2-3
63	9	Montreal	L 0-3

64	Mar. 11	NY Islanders	L 1-3
65	12	at Buffalo	L 2-6
66	14	at Toronto*	O 4-5
67	16	Ottawa*	W 3-2
68	18	Carolina	W 4-2
69	20	at NY Rangers	L 2-5
70	21	Atlanta*	O 4-5
71	24	at New Jersey	L 2-4
72	25	Buffalo	W 5-4
73	27	Florida*	O 3-4
74	29	at Buffalo	L 3-4
75	Apr. 1	at Montreal	L 0-2
76	4	at Montreal	L 3-5
77	6	Toronto*	W 3-2
78	8	NY Rangers*	O 3-4
79	10	Washington*	O 1-2
80	11	at Ottawa*	O 3-4
81	13	Montreal	L 3-4
82	15	at Atlanta	L 3-4

Player	GP	G	A	PTS	PIM
Patrice Bergeron	81	31	42	73	22
Brad Boyes	82	26	43	69	30
Marco Sturm/San Jose	23	6	10	16	16
/Boston	51	23	20	43	32
/Total	74	29	30	59	48
Glen Murray	64	24	29	53	52
Brad Stuart/San Jose	23	2	10	12	14
/Boston	55	10	21	31	38
/Total	78	12	31	43	52
Sergei Samsonov	55	18	19	37	22
Marty Reasoner/Edmonton	58	9	17	26	20
/Boston	19	2	6	8	8
/Total	77	11	23	34	28
Joe Thornton	23	9	24	33	6
Brian Leetch	61	5	27	32	36
P. J. Axelsson	59	10	18	28	4
Brad Isbister	58	6	17	23	46
Wayne Primeau/San Jose	21	5	3	8	17
/Boston	50	6	8	14	40
/Total	71	11	11	22	57
Travis Green	82	10	12	22	79
David Tanabe/Phoenix	21	0	4	4	8
/Boston	54	4	12	16	48
/Total	75	4	16	20	56
Jiri Slegr	32	5	11	16	56
Nick Boynton	54	5	7	12	93
Josh Langfeld/San Jose	39	2	9	11	16
/Boston	18	0	1	1	10
/Total	57	2	10	12	26
Milan Jurcina	51	6	5	11	54
Dave Scatchard	16	4	6	10	28
Tom Fitzgerald	71	4	6	10	40
Alex Zhamnov	24	1	9	10	30
Hal Gill	80	1	9	10	124
Mariusz Czerkawski/Toronto	19	4	1	5	6
/Boston	16	4	1	5	4
/Total	35	8	2	10	10
Pat Leahy	43	4	4	8	19
Shawn McEachern	28	2	6	8	22
Andrew Alberts	73	1	6	7	68
Eric Nickulas	16	2	4	6	8
Dan LaCouture	55	2	2	4	53
Yan Stastny/Edmonton	3	0	0	0	0
/Boston	17	1	3	4	10
/Total	20	1	3	4	10
Ian Moran	12	1	1	2	10
Mark Stuart	17	1	1	2	10
Kevin Dallman	21	0	1	1	8
Tim Thomas	38	0	1	1	4
Jordan Sigalet	1	0	0	0	0
Ben Guite	1	0	0	0	0
Nathan Robinson	2	0	0	0	0
Jay Leach	2	0	0	0	7
Eric Healey	2	0	0	0	2
Zdenek Blatny	5	0	0	0	2
Ben Walter	6	0	0	0	4
Hannu Toivonen	20	0	0	0	6
Colton Orr	20	0	0	0	27
Andrew Raycroft	30	0	0	0	0

Goaltender	GP	MINS	W-L-O	GA	GAA
Jordan Sigalet	1	1	0-0-0	0	0.00
Hannu Toivonen	20	1163	9-5-4	51	2.63
Tim Thomas	38	2187	12-13-10	101	2.77
Andrew Raycroft	30	1619	8-19-2	100	3.71

2005-06 NOTABLES:

Home Record.....	16-15-10
Road Record.....	13-22-6
Overall Record.....	29-37-16

- October 18, 2005: Brian Leetch records his 1,000th NHL point with an assist in a 1-1=2 effort in Montreal.
- October 24, 2005: The Bruins participate in their first NHL shootout, dropping a 5-4 decision in Toronto.
- January 28, 2006: The NY Islanders take 51 shots on goal, the most shots allowed by the Bruins since March 27, 1971 (52 by NY Rangers).
- April 13, 2006: Patrice Bergeron scores twice vs. Montreal, becoming the youngest player in team history to score 30 goals in a season at 20 years, 262 days.



Patrice Bergeron became the youngest player in team history to score 30 goals in a season when he scored 31 in 2005-06.

2006-07

Gm	Date	Opponent	Score
1	Oct. 6	at Florida	L 3-8
2	7	at Tampa Bay	W 3-2
3	11	at Atlanta	L 1-4
4	12	at St. Louis	O 2-3
5	14	at NY Islanders	L 1-4
6	19	Calgary	W 3-2
7	21	Buffalo	L 2-6
8	26	Montreal	L 2-3
9	28	Ottawa	W 2-1
10	Nov. 2	Buffalo	O 4-5
11	4	Tampa Bay*	W 6-5
12	6	at Atlanta	L 3-5
13	9	Toronto	L 4-6
14	11	Ottawa	W 4-3
15	15	at Washington*	W 3-2
16	16	Toronto*	W 2-1
17	18	Washington*	W 3-2
18	20	Florida	L 2-3
19	22	at Pittsburgh*	W 4-3
20	24	Carolina	L 1-5
21	25	at Toronto	W 3-1
22	28	at Toronto	W 4-1
23	30	Tampa Bay*	W 4-3
24	Dec. 2	at Carolina	L 2-5
25	4	at Montreal	W 6-5
26	7	Toronto	W 3-1
27	9	New Jersey	L 1-5
28	12	at Montreal	L 3-4
29	14	New Jersey	W 5-3
30	16	Florida	L 3-6
31	19	at Ottawa	W 7-2
32	21	Vancouver	W 2-0
33	23	Montreal	W 4-2
34	26	at Columbus	O 4-5
35	29	at Chicago	W 5-3
36	30	at Nashville	L 0-5
37	Jan. 1	at Toronto	L 1-5
38	4	Toronto	L 2-10
39	6	Philadelphia	W 4-3
40	9	at Ottawa	L 2-5
41	11	NY Islanders	O 4-5
42	13	at NY Rangers	L 1-3
43	15	Buffalo*	W 3-2
44	17	at Buffalo	L 3-6
45	18	Pittsburgh*	W 5-4
46	20	Ottawa	L 0-3
47	27	at Ottawa	L 1-3
48	29	NY Rangers	L 1-6
49	30	at Buffalo	L 1-7
50	Feb. 1	Buffalo	L 1-3
51	3	at Carolina*	W 4-3
52	6	at Washington*	W 3-2
53	8	Carolina	L 2-5
54	10	NY Islanders*	W 4-3
55	13	Edmonton	W 3-0
56	15	at NY Islanders	L 1-4
57	17	at Buffalo*	W 4-3
58	19	at Philadelphia	W 6-3
59	20	at Toronto	W 3-0

REGULAR SEASON SCORING & RESULTS

60	Feb.	23	at Tampa Bay	W	6-2
61		24	at Florida	L	2-7
62		26	Atlanta	L	2-3
63	Mar.	1	Philadelphia	O	3-4
64		3	Montreal	W	3-1
65		4	at New Jersey	W	4-1
66		6	Colorado	L	0-2
67		8	Minnesota	L	1-2
68		10	at Philadelphia	L	1-4
69		11	at Detroit	W	6-3
70		15	Washington*	W	4-3
71		17	at NY Rangers	L	0-7
72		20	at Montreal	L	0-1
73		22	Montreal	L	3-6
74		24	NY Rangers	O	1-2
75		25	at Pittsburgh	L	0-5
76		27	at Ottawa	W	3-2
77		29	Pittsburgh	L	2-4
78		31	Atlanta	L	2-3
79	Apr.	1	at New Jersey	L	1-3
80		3	at Montreal	L	0-2
81		5	at Buffalo	L	2-4
82		7	Ottawa	L	3-6


Player	GP	G	A	PTS	PIM
Marc Savard	82	22	74	96	96
Patrice Bergeron	77	22	48	70	26
Glen Murray	59	28	17	45	44
Marco Sturm	76	27	17	44	46
Zdeno Chara	80	11	32	43	100
Brad Boyes	62	13	21	34	25
Phil Kessel	70	11	18	29	12
P. J. Axelsson	55	11	16	27	52
Dennis Wideman/St. Louis	55	5	17	22	44
/Boston	20	1	2	3	27
/Total	75	6	19	25	71
Brandon Bochenski/Chicago	10	2	0	2	2
/Boston	31	11	11	22	14
/Total	41	13	11	24	16
Chuck Kobasew/Calgary	40	4	13	17	37
/Boston	10	1	1	2	25
/Total	50	5	14	19	62
Paul Mara	59	3	15	18	95
Brad Stuart	48	7	10	17	26
Shean Donovan	76	6	11	17	56
Mark Mowers	78	5	12	17	26
Aaron Ward/NY Rangers	60	3	10	13	57
/Boston	20	1	2	3	18
/Total	80	4	12	16	75
Wayne Primeau	51	7	8	15	75
Andrew Ference/Calgary	54	2	10	12	66
/Boston	26	1	2	3	31
/Total	80	3	12	15	97
Petr Tenkrat	64	9	5	14	34
Stanislav Chistov/Anaheim	1	0	0	0	0
/Boston	60	5	8	13	36
/Total	61	5	8	13	36
Andrew Alberts	76	0	10	10	124
Jason York	49	1	7	8	32
Petr Kalus	9	4	1	5	6
Milan Jurcina	40	2	1	3	20
Bobby Allen	31	0	3	3	10
Matt Lashoff	12	0	2	2	12
Yan Stastny	21	0	2	2	19
Jeff Hoggan	46	0	2	2	33
Wade Brookbank	7	1	0	1	15
Mark Stuart	15	0	1	1	14
Nathan Dempsey	17	0	1	1	6
Jeremy Reich	32	0	1	1	63
Jonathan Sigalet	1	0	0	0	4
Philippe Sauve	2	0	0	0	0
Brian Finley	2	0	0	0	0
Nate Thompson	4	0	0	0	0
Ben Walter	4	0	0	0	0
David Krejci	6	0	0	0	2
Joey MacDonald/Detroit	8	0	0	0	0
/Boston	7	0	0	0	0
/Total	15	0	0	0	0
Hannu Toivonen	18	0	0	0	2
Tim Thomas	66	0	0	0	6

Goaltender	GP	MINS	W-L-O	GA	GAA
Joey MacDonald	7	358	2-2-1	16	2.68
Brian Finley	2	59	0-1-0	3	3.04
Tim Thomas	66	3619	30-29-4	189	3.13
Hannu Toivonen	18	894	3-9-1	63	4.23
Philippe Sauve	2	41	0-0-0	4	5.80

2006-07 NOTABLES:

Home Record.....	18-19-4
Road Record.....	17-22-2
Overall Record.....	35-41-6

- Marc Savard finishes ninth overall in the Art Ross scoring race.
- Phil Kessel wins the Masterton Trophy.
- December 19, 2006: Patrice Bergeron has five assists in a 7-2 win in Ottawa.
- February 8, 2007: Carolina's Ray Whitney scores a hat trick in just a 1:40 span of the second period in a 5-2 Carolina win in Boston.
- March 1, 2007: The Bruins face 55 shots from Philadelphia, the most shots by a Boston opponent since March 18, 1965 vs. Detroit.



Marc Savard led the Bruins in scoring in 2006-07 in his first season with the team.

2007-08

Gm	Date	Opponent	Score
1	Oct.	at Dallas	L 1-4
2		at Phoenix	W 3-1
3		at Anaheim	L 1-2
4		at Los Angeles	W 8-6
5		at San Jose	W 2-1
6		Tampa Bay	W 4-1
7		NY Rangers*	W 1-0
8		at Montreal	L 1-6
9		Chicago	W 3-1
10		Philadelphia	L 1-2
11	Nov.	Buffalo*	W 4-3
12		at Ottawa	L 2-3
13		Ottawa	O 1-2
14		at Buffalo	O 1-2
15		Montreal	L 1-2
16		Buffalo	W 2-1
17		Toronto	W 5-2
18		at Montreal	L 4-7
19		at Toronto	W 4-2
20		NY Islanders	W 2-1
21		at NY Islanders	L 1-2
22		at Philadelphia	W 6-3
23		at Florida	W 4-3
24	Dec.	at Tampa Bay	L 1-4
25		at NY Islanders	W 3-1
26		at New Jersey	O 3-4
27		Montreal	L 2-4
28		at Toronto	W 2-1
29		at Buffalo	W 4-1
30		at Atlanta	W 5-3
31		New Jersey	L 1-3
32		Columbus	W 2-0
33		Ottawa	L 2-3
34		Pittsburgh	O 4-5
35		St. Louis	L 1-4
36		at Pittsburgh	L 2-4
37		at Carolina	L 3-4
38		at Atlanta	L 0-5
39		Atlanta	W 5-2
40	Jan.	Washington	W 2-0
41		New Jersey	W 4-3
42		Carolina	L 0-1
43		Montreal	L 2-5
44		at Philadelphia*	W 4-3
45		Toronto	O 2-3
46		NY Rangers*	W 4-3
47		at NY Rangers	W 3-1
48		at Montreal	L 2-8
49		NY Islanders	W 4-1
50		Nashville	W 3-1
51		at Ottawa	W 3-1
52	Feb.	Detroit	L 1-3
53		Buffalo	L 2-4
54		at Buffalo*	W 3-2
55		Florida	L 3-6
56		Carolina	L 2-3
57		at Pittsburgh	W 2-1
58		at Toronto	O 3-4
59		at Carolina*	W 3-2

60	Feb.	21	at Florida*	W	5-4
61		23	at Tampa Bay	W	5-3
62		26	Ottawa	W	4-0
63		28	Pittsburgh	W	5-1
64	Mar.	1	Atlanta*	W	3-2
65		3	at Washington	L	2-10
66		4	Florida	O	0-1
67		6	Toronto	L	2-8
68		8	Washington	W	2-1
69		9	at NY Rangers	O	0-1
70		11	at Ottawa	L	1-4
71		13	Tampa Bay	L	1-3
72		15	Philadelphia*	W	3-2
73		16	at Washington	O	1-2
74		20	Montreal	L	2-4
75		22	at Montreal	O	2-3
76		25	at Toronto	W	6-2
77		27	Toronto	W	4-2
78		29	Ottawa	W	4-0
79		30	at Buffalo	O	1-2
80	Apr.	2	at New Jersey	O	2-3
81		4	at Ottawa	W	2-1
82		5	Buffalo	L	0-3



Zdeno Chara was named a Second Team NHL All-Star in 2007-08 and was a finalist for the Norris Trophy as well.

Player	GP	G	A	PTS	PIM
Marc Savard	74	15	63	78	66
Marco Sturm	80	27	29	56	40
Zdeno Chara	77	17	34	51	114
Chuck Kobasew	73	22	17	39	29
Phil Kessel	82	19	18	37	28
Dennis Wideman	81	13	23	36	70
Glen Metropolit	82	11	22	33	36
Glen Murray	63	17	13	30	50
P. J. Axelsson	75	13	16	29	15
Milan Lucic	77	8	19	27	89
David Krejci	56	6	21	27	20
Peter Schaefer	63	9	17	26	18
Andrew Ference	59	1	14	15	50
Aaron Ward	65	5	8	13	54
Petteri Nokelainen	57	7	3	10	19
Mark Stuart	82	4	4	8	81
Shane Hnidy/Anaheim	33	1	2	3	30
/Boston	43	1	4	5	41
/Total	76	2	6	8	71
Shawn Thornton	58	4	3	7	74
Patrice Bergeron	10	3	4	7	2
Vladimir Sobotka	48	1	6	7	24
Brandon Bochenski	20	0	6	6	6
Matt Lashoff	18	1	4	5	0
Jeremy Reich	58	2	2	4	78
Andrew Alberts	35	0	2	2	39
Matt Hunwick	13	0	1	1	4
Jeff Hoggan	1	0	0	0	0
Tuukka Rask	4	0	0	0	0
Manny Fernandez	4	0	0	0	0
Pascal Pelletier	6	0	0	0	0
Bobby Allen	19	0	0	0	2
Alex Auld	23	0	0	0	0
Tim Thomas	47	0	0	0	2

Goaltender	GP	MINS	W-L-O	GA	GAA
Alex Auld	23	1213	9-7-5	47	2.32
Tim Thomas	57	3342	28-19-6	136	2.45
Tuukka Rask	4	184	2-1-1	10	3.26
Manny Fernandez	4	244	2-2-0	16	3.93

2007-08 NOTABLES:

Home Record.....	21-16-4
Road Record.....	20-13-8
Overall Record.....	41-29-12

- Marc Savard finishes third in the league in assists.
- Zdeno Chara is named a Second Team All-Star and is a finalist

REGULAR SEASON SCORING & RESULTS

for the Norris Trophy.

- February 2, 2008: Marco Sturm plays his 730th NHL game vs. Detroit, the most ever by a player born and raised in Germany.
- March 16, 2008: Glen Murray plays his 1,000th NHL game in Washington.

2008-09

Gm	Date	Opponent	Score
1	Oct. 9	at Colorado	W 5-4
2	11	at Minnesota	L 3-4
3	15	at Montreal	O 3-4
4	18	at Ottawa	W 4-2
5	20	Pittsburgh	O 1-2
6	21	at Buffalo	O 2-3
7	23	Toronto	L 2-4
8	25	Atlanta	W 5-4
9	27	at Edmonton*	W 1-0
10	28	at Vancouver	W 1-0
11	30	at Calgary	L 2-3
12	Nov. 1	Dallas	W 5-1
13	6	Toronto	W 5-2
14	8	Buffalo	W 3-1
15	12	at Chicago*	W 2-1
16	13	Montreal	W 6-1
17	15	at NY Rangers	O 2-3
18	17	at Toronto	W 3-2
19	19	Buffalo	W 7-4
20	21	Florida	W 4-2
21	22	at Montreal*	W 3-2
22	26	at Buffalo	L 2-3
23	28	NY Islanders	W 7-2
24	29	Detroit	W 4-1
25	Dec. 4	at Tampa Bay	W 3-1
26	6	at Florida	W 4-0
27	8	Tampa Bay	W 5-3
28	10	at Washington	L 1-3
29	12	at Atlanta	W 7-3
30	13	Atlanta	W 4-2
31	18	Toronto	W 8-5
32	20	Carolina	W 4-2
33	21	at St. Louis	W 6-3
34	23	at New Jersey	W 2-0
35	27	at Carolina	W 4-2
36	28	at Atlanta	W 2-1
37	30	at Pittsburgh	W 5-2
38	Jan. 1	Pittsburgh	W 4-2
39	3	Buffalo	L 2-4
40	6	Minnesota	L 0-1
41	8	Ottawa	W 6-4
42	10	Carolina	W 5-1
43	13	Montreal	W 3-1
44	15	at NY Islanders	W 2-1
45	17	at Washington	L 1-2
46	19	St. Louis	O 4-5
47	21	at Toronto*	W 4-3
48	27	Washington*	W 3-2
49	29	New Jersey*	O 3-4
50	31	NY Rangers	W 1-0
51	Feb. 1	at Montreal	W 3-1
52	4	at Philadelphia	W 3-1
53	5	at Ottawa*	W 4-3
54	7	Philadelphia*	O 3-4
55	10	San Jose	L 2-5
56	13	at New Jersey	L 0-1
57	14	at Nashville*	O 2-3
58	17	at Carolina	W 5-1
59	21	at Florida	L 0-2
60	22	at Tampa Bay	L 3-4
61	24	Florida	W 6-1
62	26	Anaheim	W 6-0
63	28	Washington*	O 3-4
64	Mar. 3	Philadelphia	L 2-4
65	5	Phoenix	L 1-2
66	7	Chicago	W 5-3
67	8	at NY Rangers	L 3-4
68	10	at Columbus	L 0-2
69	12	Ottawa	W 5-3
70	14	NY Islanders	W 2-1
71	15	at Pittsburgh	L 4-6
72	19	Los Angeles*	O 2-3
73	22	New Jersey	W 4-1
74	28	at Toronto	W 7-5
75	29	at Philadelphia	W 4-3
76	31	Tampa Bay	W 3-1
77	Apr. 2	Ottawa	W 2-1
78	4	NY Rangers	W 1-0
79	7	at Ottawa	L 2-3
80	9	Montreal*	W 5-4
81	11	at Buffalo	L 1-6
82	12	at NY Islanders	W 6-2

Player	GP	G	A	PTS	PIM
Marc Savard	82	25	63	88	70
David Krejci	82	22	51	73	26
Mark Recchi/Tampa Bay	62	13	32	45	20
/Boston	18	10	6	16	2
/Total	80	23	38	61	22
Phil Kessel	70	36	24	60	16
Michael Ryder	74	27	26	53	26
Zdeno Chara	80	19	31	50	95
Dennis Wideman	79	13	37	50	34
Blake Wheeler	81	21	24	45	46
Chuck Kobasew	68	21	21	42	56
Milan Lucic	72	17	25	42	136
Patrice Bergeron	64	8	31	39	16
P. J. Axelsson	75	6	24	30	16
Matt Hunwick	53	6	21	27	31
Steve Montador/Anaheim	65	4	16	20	125
/Boston	13	0	1	1	18
/Total	78	4	17	21	143
Stephane Yelle	77	7	11	18	32
Mark Stuart	82	5	12	17	76
Andrew Ference	47	1	15	16	40
Marco Sturm	19	7	6	13	8
Shane Hnidy	65	3	9	12	45
Shawn Thornton	79	6	5	11	123
Aaron Ward	65	3	7	10	44
Byron Bitz	35	4	3	7	18
Vladimir Sobotka	25	1	4	5	10
Martin St. Pierre	14	2	2	4	4
Petteri Nokelainen	33	0	3	3	10
Martins Karsums	6	0	1	1	0
Matt Lashoff	16	0	1	1	10
Tim Thomas	53	0	1	1	6
Johnny Boychuk	1	0	0	0	0
Tuukka Rask	1	0	0	0	0
Mikko Lehtonen	1	0	0	0	0
Manny Fernandez	28	0	0	0	2

Goaltender	GP	MINS	W-L-O	GA	GAA
Tuukka Rask	1	60	1-0-0	0	0.00
Tim Thomas	54	3259	36-11-7	114	2.10
Manny Fernandez	28	1644	16-8-3	71	2.59

2008-09 NOTABLES:

Home Record.....	29-6-6
Road Record.....	24-13-4
Overall Record.....	53-19-10



Tim Thomas won the Vezina Trophy as the league's top goaltender in 2008-09.

- Zdeno Chara and Tim Thomas are named to the NHL's First All-Star Team.
- Zdeno Chara wins the Norris Trophy as the league's top defenseman.
- Tim Thomas wins the Vezina Trophy as the NHL's top goaltender as he leads the NHL in goals against average and save percentage and is sixth overall in wins.
- Claude Julien is named the league's top coach as the Adams Trophy winner.
- Thomas and Manny Fernandez share the Jennings Trophy for allowing the fewest goals against.
- Marc Savard finishes sixth in the NHL in assists and ninth overall in the Art Ross scoring race.
- David Krejci (+37) and Blake Wheeler (+36) finish first and second, respectively, in the league in plus/minus.
- The Bruins finish with the top record in the Eastern Conference and their 53 wins and 116 points are the third-highest such totals in their history.
- October 25, 2008: Milan Lucic scores his first career hat trick in a 3-1=4 effort vs. Atlanta. The teams switched ends at the 9:58 mark of the third period due to incorrect markings on the West End of the TD Banknorth Garden ice.
- October 27-28, 2008: Tim Thomas records consecutive-night 1-0 shutouts in Edmonton and in Vancouver. It is just the second time in NHL history that a goaltender has

registered consecutive 1-0 road shutouts.

- November 6, 2008: Blake Wheeler records a hat trick vs. Toronto. It is his 13th career game, the fastest such hat trick by a Bruin since Craig Janney in 1988 (fifth game).
- November 12, 2008: Chicago's Patrick Sharp takes an unsuccessful penalty shot on Tim Thomas. It is the first overtime penalty shot for or against in Bruins history.
- December 23, 2008: Phil Kessel has his point streak snapped at 18 games with 14-14=28 totals. It is the fifth longest point streak in team history.
- January 3, 2009: The Bruins drop a 4-2 decision to Buffalo, halting their win streak at ten games and their home win streak at 14 contests. The overall streak is the fourth longest in club history and the home streak is the fifth longest such home stretch.
- January 17, 2009: The Bruins take a 2-1 loss in Washington, stopping their road win streak at seven games, second-longest in team history.
- January 31, 2009: Tuukka Rask earns his first NHL shutout with a 1-0 win over NY Rangers. It is his only Boston game of the season.
- April 4, 2009: The Bruins take a 1-0 win vs. NY Rangers, clinching the top record in the Eastern Conference.

2009-10

Gm	Date	Opponent	Score
1	Oct. 1	Washington	L 1-4
2	3	Carolina	W 7-2
3	8	Anaheim	L 1-6
4	10	NY Islanders*	W 4-3
5	12	Colorado	L 3-4
6	16	at Dallas	W 3-0
7	17	at Phoenix	L 1-4
8	21	Nashville	W 3-2
9	22	at Philadelphia*	O 3-4
10	24	at Ottawa*	W 4-3
11	29	New Jersey	L 1-2
12	31	Edmonton	W 2-0
13	Nov. 1	at NY Rangers	L 0-1
14	3	at Detroit	L 0-2
15	5	Montreal*	O 1-2
16	7	Buffalo	W 4-2
17	10	Pittsburgh	W 3-0
18	12	Florida*	O 0-1
19	14	at Pittsburgh*	O 5-6
20	16	NY Islanders	L 1-4
21	19	at Atlanta*	W 4-3
22	20	at Buffalo*	W 2-1
23	23	at St. Louis	W 4-2
24	25	at Minnesota*	W 2-1
25	27	New Jersey*	O 1-2
26	28	Ottawa*	W 4-3
27	Dec. 2	Tampa Bay	W 4-1
28	4	at Montreal	L 1-5
29	5	Toronto	W 7-2
30	10	Toronto	W 5-2
31	12	at NY Islanders*	O 2-3
32	14	Philadelphia	L 1-3
33	18	at Chicago*	O 4-5
34	19	at Toronto	L 0-2
35	21	at Ottawa	W 2-0
36	23	Atlanta	W 6-4
37	27	at Florida	W 2-1
38	28	at Tampa Bay	L 1-2
39	30	Atlanta	W 4-0
40	Jan. 1	Philadelphia*	W 2-1
41	4	at NY Rangers	L 2-3
42	5	at Ottawa	W 4-1
43	7	Chicago	L 2-5
44	9	NY Rangers	L 1-3
45	13	at Anaheim	L 3-4
46	14	at San Jose*	W 2-1
47	16	at Los Angeles*	O 3-4
48	18	Ottawa	L 1-5
49	21	Columbus	L 2-3
50	23	Ottawa	L 1-2
51	24	at Carolina	L 1-5
52	29	at Buffalo	L 1-2
53	30	Los Angeles*	O 2-3
54	Feb. 2	Washington	L 1-4
55	4	Montreal*	O 2-3
56	6	Vancouver*	O 2-3
57	7	at Montreal	W 3-0
58	9	at Buffalo*	W 3-2
59	11	at Tampa Bay	W 5-4
60	13	at Florida*	W 3-2
61	Mar. 2	Montreal	L 1-4
62	4	Toronto*	W 3-2
63	6	at NY Islanders	W 3-2
64	7	at Pittsburgh	L 1-2
65	9	at Toronto*	O 3-4

REGULAR SEASON SCORING & RESULTS

66	Mar.	11	at Philadelphia	W	5-1
67		13	at Montreal	L	2-3
68		15	at New Jersey	L	2-3
69		16	at Carolina	W	5-2
70		18	Pittsburgh	L	0-3
71		21	NY Rangers	W	2-1
72		23	at Atlanta	W	4-0
73		25	Tampa Bay	L	3-5
74		27	Calgary	W	5-0
75		29	Buffalo	L	2-3
76		30	at New Jersey*	W	1-0
77	Apr.	1	Florida	L	0-1
78		3	at Toronto*	W	2-1
79		5	at Washington*	O	2-3
80		8	Buffalo	W	3-1
81		10	Carolina	W	4-2
82		11	at Washington*	W	4-3



Tuukka Rask led the NHL in both goals against average and save percentage in 2009-10.

Player	GP	G	A	PTS	PIM
Patrice Bergeron	73	19	33	52	28
David Krejci	79	17	35	52	26
Zdeno Chara	80	7	37	44	87
Mark Recchi	81	18	25	43	34
Blake Wheeler	82	18	20	38	53
Marco Sturm	76	22	15	37	30
Michael Ryder	82	18	15	33	35
Marc Savard	41	10	23	33	14
Dennis Seidenberg/Florida	62	2	21	23	33
/Boston	17	2	7	9	6
/Total	79	4	28	32	39
Dennis Wideman	76	6	24	30	34
Derek Morris	58	3	22	25	26
Daniel Paille/Buffalo	2	0	1	1	0
/Boston	74	10	9	19	12
/Total	76	10	10	20	12
Milan Lucic	50	9	11	20	44
Johnny Boychuk	51	5	10	15	43
Miroslav Satan	38	9	5	14	12
Matt Hunwick	76	6	8	14	32
Steve Begin	77	5	9	14	53
Vladimir Sobotka	61	4	6	10	30
Shawn Thornton	74	1	9	10	141
Byron Bitz	45	4	5	9	31
Andrew Ference	51	0	8	8	16
Mark Stuart	56	2	5	7	80
Tuukka Rask	45	0	3	3	2
Adam McQuaid	19	1	0	1	21
Zach Hamill	1	0	1	1	0
Chuck Kobasew	7	0	1	1	2
Trent Whitfield	16	0	1	1	7
Brad Marchand	20	0	1	1	20
Guillaume Lefebvre	1	0	0	0	0
Mikko Lehtonen	1	0	0	0	0
Jeff Penner	2	0	0	0	0
Andy Wozniowski	2	0	0	0	0
Drew Larman	4	0	0	0	0
Andrew Bodnarchuk	5	0	0	0	2
Tim Thomas	42	0	0	0	8

Goaltender	GP	MINS	W-L-O	GA	GAA
Tuukka Rask	45	2562	22-12-5	84	1.97
Tim Thomas	43	2442	17-18-8	104	2.56

2009-10 NOTABLES:

Home Record..... 18-17-6
 Road Record..... 21-13-7
 Overall Record..... 39-30-13

- Tuukka Rask leads the NHL in both goals against average (1.97) and save percentage (.931) with the GAA the lowest by a Boston goaltender playing in at least half of the team's games since Frank Brimsek's 1.57 in 1938-39.
- October 24, 2009: The Bruins score twice in the last 1:28 of the third period to send the game into overtime and take a

4-3 shootout win over Ottawa. It is the first time in team history that the Bruins win a game when they entered the last two minutes of regulation trailing by two goals.

- October 31, 2009: The Bruins earn a 2-0 win over Edmonton which is coach Claude Julien's 100th victory behind the Boston bench. It comes in his 176th game and is the third-fastest 100 wins by a Bruins coach in team history. It is also the third consecutive shutout by the Bruins over Edmonton.
- December 5-10, 2009: The Bruins host the Toronto Maple Leafs in consecutive games with 7-2 and 5-2 wins, respectively. It is the first time the Bruins have hosted the same opponent in consecutive games since Feb. 11-13, 1965.
- January 1, 2010: The Bruins host the Philadelphia Flyers in the 2010 Winter Classic game played at Boston's Fenway Park. Marco Sturm scores the winning goal at 1:57 of overtime before a club-record crowd of 38,112.
- April 10, 2010: The Bruins score three shorthanded goals on the same penalty for the first time in NHL history. The goals come in a 1:04 span by Daniel Paille, Blake Wheeler and Steve Begin.
- April 11, 2010: The Bruins take a 4-3 shootout win in Washington. It is their 19th shootout of the season, tying the NHL single-season mark set by Edmonton in 2007-08.



The 2010 NHL Winter Classic game at Fenway Park was an outstanding success as the Bruins gave a stick salute to the fans following the game.

2010-11

Gm	Date	Opponent	Score
1	Oct.	Phoenix	L 2-5
2		at Phoenix	W 3-0
3		at New Jersey	W 4-1
4		at Washington	W 3-1
5		Washington	W 4-1
6		NY Rangers	L 2-3
7		Toronto	W 2-0
8		at Ottawa	W 4-0
9	Nov.	at Buffalo	W 5-2
10		at Washington	L 3-5
11		St. Louis*	O 1-2
12		at Pittsburgh	W 7-4
13		Montreal	L 1-3
14		Ottawa	L 0-2
15		New Jersey	W 3-0
16		at NY Rangers	W 3-2
17		Florida	W 4-0
18		Los Angeles*	O 3-4
19		at Tampa Bay	L 1-3
20		at Florida	W 3-1
21		Carolina	L 0-3
22		at Atlanta	L 1-4
23	Dec.	at Philadelphia	W 3-0
24		Tampa Bay	W 8-1
25		at Toronto*	O 2-3
26		Buffalo*	W 3-2
27		NY Islanders	W 5-2
28		Philadelphia*	O 1-2
29		at Buffalo	L 2-3
30		at Montreal	L 3-4
31		Washington	W 3-2
32		Anaheim	L 0-3
33		Atlanta	W 4-1
34		at Florida*	W 3-2
35		at Tampa Bay	W 4-3
36		at Atlanta*	O 2-3
37	Jan.	at Buffalo*	O 6-7
38		at Toronto	W 2-1
39		Minnesota	L 1-3
40		at Montreal*	O 2-3
41		at Pittsburgh	W 4-2
42		Ottawa	W 6-0
43		Philadelphia	W 7-5
44		Pittsburgh	L 2-3
45		Carolina	W 7-0
46		at Carolina	W 3-2
47		Buffalo	L 2-4
48		at Colorado	W 6-2

49	Jan.	24	at Los Angeles	L	0-2
50		26	Florida	W	2-1
51	Feb.	1	at Carolina	W	3-2
52		3	Dallas	W	6-3
53		5	San Jose	L	0-2
54		9	Montreal	W	8-6
55		11	Detroit	L	1-6
56		13	at Detroit	L	2-4
57		15	Toronto	L	3-4
58		17	at NY Islanders	W	6-3
59		18	at Ottawa	W	4-2
60		22	at Calgary	W	3-1
61		26	at Vancouver	W	3-1
62		27	at Edmonton	W	3-2
63	Mar.	1	at Ottawa	W	1-0
64		3	Tampa Bay	W	2-1
65		5	Pittsburgh*	O	2-3
66		8	at Montreal	L	1-4
67		10	Buffalo*	O	3-4
68		11	at NY Islanders	L	2-4
69		15	at Columbus*	W	3-2
70		17	at Nashville*	O	3-4
71		19	at Toronto	L	2-5
72		22	New Jersey	W	4-1
73		24	Montreal	W	7-0
74		26	NY Rangers	L	0-1
75		27	at Philadelphia	W	2-1
76		29	Chicago	W	3-0
77		31	Toronto*	O	3-4
78	Apr.	2	Atlanta	W	3-2
79		4	at NY Rangers	L	3-5
80		6	NY Islanders	W	3-2
81		9	Ottawa	W	3-1
82		10	at New Jersey	L	2-3

Player	GP	G	A	PTS	PIM
Milan Lucic	79	30	32	62	121
David Krejci	75	13	49	62	28
Patrice Bergeron	80	22	35	57	26
Nathan Horton	80	26	27	53	85
Mark Recchi	81	14	34	48	35
Tomas Kaberle/Toronto	58	3	35	38	16
/Boston	24	1	8	9	2
/Total	82	4	43	47	18
Zdeno Chara	81	14	30	44	88
Brad Marchand	77	21	20	41	51
Michael Ryder	79	18	23	41	26
Rich Peverley/Atlanta	59	14	20	34	35
/Boston	23	4	3	7	2
/Total	82	18	23	41	37
Dennis Seidenberg	81	7	25	32	41
Gregory Campbell	80	13	16	29	93
Chris Kelly/Ottawa	57	12	11	23	27
/Boston	24	2	3	5	6
/Total	81	14	14	28	33
Blake Wheeler	58	11	16	27	32
Tyler Seguin	74	11	11	22	18
Shawn Thornton	79	10	10	20	122
Johnny Boychuk	69	3	13	16	45
Adam McQuaid	67	3	12	15	96
Andrew Ference	70	3	12	15	60
Daniel Paille	43	6	7	13	28
Steven Kampfer	38	5	5	10	12
Marc Savard	25	2	8	10	29
Jordan Caron	23	3	4	7	6
Mark Stuart	31	1	4	5	23
Matt Hunwick	22	1	2	3	9
Tim Thomas	57	0	3	3	13
Zach Hamill	3	0	1	1	0
Jamie Arniel	1	0	0	0	0
Shane Hnidy	3	0	0	0	2
Matt Bartkowski	6	0	0	0	4
Tuukka Rask	29	0	0	0	2

Goaltender	GP	MINS	W-L-O	GA	GAA
Tim Thomas	57	3364	35-11-9	112	2.00
Tuukka Rask	29	1594	11-14-2	71	2.67

2010-11 NOTABLES:

Home Record..... 22-13-6
 Road Record..... 24-12-5
 Overall Record..... 46-25-11

- Tim Thomas wins his second Vezina Trophy in three years as the league's top goaltender and is named a First Team All-Star.
- Zdeno Chara earns a Second Team All-Star berth and wins the Mark Messier NHL Leadership Award.
- Thomas sets a league single-season record with a .938 save percentage and leads the NHL in goals against average as well. It is the third straight season a Bruins goaltender has led the league in both categories.
- October 9 and 10, 2010: The Bruins open the season in

REGULAR SEASON SCORING & RESULTS

Prague, Czech Republic facing the Phoenix Coyotes in the 2010 Compuware NHL Premier series at the O2 Arena. They split the games with a 5-2 loss on the 9th and a 3-0 win on the 10th.

- November 3, 2010: Tim Thomas sets a club mark for wins by a goaltender from the start of a season with his seventh straight win, a 5-2 victory at Buffalo. It is also the team's fifth straight road win which is a new team record for road wins from the start of a season.
- November 10, 2010: The Bruins score five third period goals to come back from a 2-4 deficit for a 7-4 win at Pittsburgh.
- November 13, 2010: Mark Recchi takes a major penalty to become the 30th player in NHL history with both 1,000+ career points and penalty minutes.
- January 1, 2011: Andrew Ference, Dennis Seidenberg, Zdeno Chara and Steven Kampfer all score in a 7-6 shootout loss in Buffalo. It is the first time in team history that four different defensemen have scored in one game.
- January 10, 2011: The Bruins score four goals in a 3:15 span in the final 3:23 of regulation time to erase an 0-2 deficit for a 4-2 win in Pittsburgh.
- January 17, 2011: Zdeno Chara becomes just the seventh defenseman in team history to score a hat trick with three goals vs. Carolina in a 7-0 win.
- March 1, 2011: The Bruins take a 1-0 win in Ottawa to complete their first perfect six-game road trip since February, 1972.
- April 2, 2011: Michael Ryder scores Boston's first successful penalty shot since 2007 and first on home ice since 1994 with a score vs. Atlanta's Ondrej Pavelec.
- April 9, 2011: Mark Recchi moves into fourth place on the NHL's all-time games played list with his 1,652nd game vs. the Ottawa Senators.



Tim Thomas set an NHL single-season record with a .938 save percentage in 2010-11.

2011-12

Gm	Date	Opponent	Score
1	Oct. 6	Philadelphia	L 1-2
2	8	Tampa Bay	W 4-1
3	10	Colorado	L 0-1
4	12	at Carolina	L 2-3
5	15	at Chicago*	W 3-2
6	18	Carolina	L 1-4
7	20	Toronto	W 6-2
8	22	San Jose	L 2-4
9	27	Montreal	L 1-2
10	29	at Montreal	L 2-4
11	Nov. 1	Ottawa	W 5-3
12	5	at Toronto	W 7-0
13	7	NY Islanders	W 6-2
14	10	Edmonton	W 6-3
15	12	Buffalo	W 6-2
16	15	New Jersey	W 4-3
17	17	Columbus*	W 2-1
18	19	at NY Islanders	W 6-0
19	21	at Montreal	W 1-0
20	23	at Buffalo*	W 4-3
21	25	Detroit*	O 2-3
22	26	Winnipeg	W 4-2
23	30	at Toronto	W 6-3
24	Dec. 3	Toronto	W 4-1
25	5	at Pittsburgh	W 3-1
26	6	at Winnipeg	L 1-2
27	8	Florida	L 0-2
28	10	at Columbus	W 5-3
29	13	Los Angeles	W 3-0
30	14	at Ottawa	W 5-2
31	17	at Philadelphia	W 6-0
32	19	Montreal	W 3-2
33	23	Florida	W 8-0
34	28	at Phoenix*	W 2-1
35	31	at Dallas	L 2-4
36	Jan. 4	at New Jersey	W 6-1

37	Jan. 5	Calgary	W 9-0
38	7	Vancouver	L 3-4
39	10	Winnipeg	W 5-3
40	12	Montreal	W 2-1
41	14	at Carolina	L 2-4
42	16	at Florida*	W 3-2
43	17	at Tampa Bay	L 3-5
44	19	at New Jersey	W 4-1
45	21	NY Rangers*	O 2-3
46	22	at Philadelphia*	W 6-5
47	24	at Washington	L 3-5
48	31	Ottawa	W 4-3
49	Feb. 2	Carolina	L 0-3
50	4	Pittsburgh	L 1-2
51	5	at Washington	W 4-1
52	8	at Buffalo	L 0-6
53	11	Nashville*	W 4-3
54	14	NY Rangers	L 0-3
55	15	at Montreal*	W 4-3
56	17	at Winnipeg	L 2-4
57	19	at Minnesota	L 0-2
58	22	at St. Louis	W 4-2
59	24	at Buffalo*	O 1-2
60	25	at Ottawa	W 5-3
61	28	Ottawa	L 0-1
62	Mar. 1	New Jersey*	W 4-3
63	3	NY Islanders	L 2-3
64	4	at NY Rangers	L 3-4
65	6	at Toronto	W 5-4
66	8	Buffalo	W 3-1
67	10	Washington	L 3-4
68	11	at Pittsburgh	L 2-5
69	13	at Tampa Bay	L 1-6
70	15	at Florida	L 2-6
71	17	Philadelphia*	W 3-2
72	19	Toronto	W 8-0
73	22	at San Jose	L 1-2
74	24	at Los Angeles	W 4-2
75	25	at Anaheim	W 3-2
76	27	Tampa Bay	W 5-2
77	29	Washington*	O 2-3
78	31	at NY Islanders	W 6-3
79	Apr. 1	at NY Rangers	W 2-1
80	3	Pittsburgh	L 3-5
81	5	at Ottawa	W 3-1
82	7	Buffalo	W 4-3

Player	GP	G	A	PTS	PIM
Tyler Seguin	81	29	38	67	30
Patrice Bergeron	81	22	42	64	20
David Krejci	79	23	39	62	36
Milan Lucic	81	26	35	61	135
Brad Marchand	76	28	27	55	87
Zdeno Chara	79	12	40	52	86
Rich Peverley	57	11	31	42	22
Chris Kelly	82	20	19	39	41
Nathan Horton	46	17	15	32	54
Benoit Pouliot	74	16	16	32	38
Joe Corvo	75	4	21	25	13
Brian Rolston/NY Islanders	49	4	5	9	6
/Boston	21	3	12	15	8
/Total	70	7	17	24	14
Andrew Ference	72	6	18	24	46
Dennis Seidenberg	80	5	18	23	39
Gregory Campbell	78	8	8	16	80
Daniel Paille	69	9	6	15	15
Jordan Caron	48	7	8	15	14
Johnny Boychuk	77	5	10	15	53
Shawn Thornton	81	5	8	13	154
Adam McQuaid	72	2	8	10	99
Greg Zanon/Minnesota	39	2	4	6	14
/Boston	17	1	1	2	4
/Total	56	3	5	8	18
Steven Kampfer	10	0	2	2	4
Zach Hamill	16	0	2	2	4
Mike Mottau/NY Islanders	29	0	2	2	15
/Boston	6	0	0	0	0
/Total	35	0	2	2	15
Carter Camper	3	1	0	1	0
Torey Krug	2	0	1	1	0
Tim Thomas	59	0	1	1	0
Max Sauve	1	0	0	0	0
Trent Whitfield	1	0	0	0	0
Anton Khudobin	1	0	0	0	0
Josh Hennessy	3	0	0	0	2
Matt Bartkowski	3	0	0	0	0
Marty Turco	5	0	0	0	0
Lane MacDermid	5	0	0	0	5
Tuukka Rask	23	0	0	0	2
Goaltender	GP	MINS	W-L-O	GA	GAA
Anton Khudobin	1	60	1-0-0	1	1.00
Tuukka Rask	23	1289	11-8-3	44	2.05

Tim Thomas	59	3352	35-19-1	132	2.36
Marty Turco	5	261	2-2-0	16	3.68



Patrice Bergeron was the NHL's Selke Trophy winner in 2011-12.

2011-12 NOTABLES:

Home Record.....	22-13-6
Road Record.....	24-12-5
Overall Record.....	46-25-11

- Patrice Bergeron wins the Selke Trophy as the NHL's top defensive forward.
- Zdeno Chara is named to the NHL's Second All-Star Team.
- Bruins took the top five spots in the NHL's plus/minus rankings led by Patrice Bergeron (+36) and followed by Tyler Seguin (+34), Zdeno Chara and Chris Kelly (+33 each) and Brad Marchand (+31).
- October 6, 2011: The Bruins raise their 2011 Stanley Cup championship banner in pre-game ceremonies.
- November 21, 2011: Tim Thomas earned a 1-0 shutout in Montreal for his third straight road shutout.
- November 25, 2011: The Bruins' 10-game win streak is snapped in a 3-2 shootout loss to Detroit.
- November 30, 2011: The Bruins take a 6-3 win in Toronto to end the month with a 12-0-1 record. It is their first month without a regulation loss since January, 1969.
- January 10, 2012: Boston's Shawn Thornton (goal) and Winnipeg's Chris Thorburn (no goal) are both awarded penalty shots in a 5-3 Boston win. It is the first time in club history that the Bruins have both taken and faced a penalty shot in the same game.
- March 17, 2012: Tim Thomas earns his 30th win of the season with a 3-2 shootout victory vs. Philadelphia, becoming the first Boston goaltender with four consecutive 30-win seasons.
- March 24, 2012: Zdeno Chara plays his 1,000th NHL game in a 4-2 win at Los Angeles.
- April 7, 2012: Tyler Seguin has two goals in a 4-3 win vs. Buffalo and ends the season as the youngest player in club history to lead the team in scoring.

2012-13

Gm	Date	Opponent	Score
1	Jan. 19	NY Rangers	W 3-1
2	21	Winnipeg**	W 2-1
3	23	at NY Rangers*	O 3-4
4	25	NY Islanders	W 4-2
5	28	at Carolina	W 5-3
6	29	New Jersey*	W 2-1
7	31	Buffalo	L 4-7
8	Feb. 2	at Toronto	W 1-0
9	6	at Montreal	W 2-1
10	10	at Buffalo	W 3-1
11	12	NY Rangers*	O 3-4
12	15	at Buffalo	L 2-4
13	17	at Winnipeg	W 3-2
14	21	at Tampa Bay	W 4-2
15	24	at Florida	W 4-1
16	26	at NY Islanders	W 4-1
17	28	Ottawa*	W 2-1
18	Mar. 2	Tampa Bay	W 3-2
19	3	Montreal	L 3-4
20	5	at Washington*	O 3-4
21	7	Toronto	W 4-2
22	9	Philadelphia	W 3-0
23	11	at Ottawa*	W 3-2
24	12	at Pittsburgh	L 2-3
25	14	Florida	W 4-1
26	16	Washington	W 4-1
27	17	at Pittsburgh	L 1-2
28	19	at Winnipeg	L 1-3
29	21	at Ottawa	W 2-1
30	23	at Toronto	L 2-3
31	25	Toronto	W 3-2
32	27	Montreal*	O 5-6

REGULAR SEASON SCORING & RESULTS

33	Mar.	30	at Philadelphia	L	1-3
34		31	at Buffalo	W	2-0
35	Apr.	2	Ottawa	W	3-2
36		4	New Jersey	W	1-0
37		6	at Montreal	L	1-2
38		8	Carolina	W	6-2
39		10	at New Jersey	W	5-4
40		11	NY Islanders	L	1-2
41		13	at Carolina	L	2-4
42		17	Buffalo*	O	2-3
43		20	Pittsburgh	L	2-3
44		21	Florida	W	3-0
45		23	at Philadelphia	L	2-5
46		25	Tampa Bay	W	2-0
47		27	at Washington*	O	2-3
48		28	Ottawa	L	2-4

Player	GP	G	A	PTS	PIM
Brad Marchand	45	18	18	36	27
Jaromir Jagr/Dallas	34	14	12	26	0
/Boston	11	2	7	9	2
/Total	45	16	19	35	22
David Krejci	47	10	23	33	20
Tyler Seguin	48	16	16	32	16
Patrice Bergeron	42	10	22	32	18
Milan Lucic	46	7	20	27	75
Nathan Horton	43	13	9	22	22
Zdeno Chara	48	7	12	19	70
Rich Peverley	47	6	12	18	16
Daniel Paille	46	10	7	17	8
Dennis Seidenberg	46	4	13	17	10
Dougie Hamilton	42	5	11	16	14
Gregory Campbell	48	4	9	13	41
Andrew Ference	48	4	9	13	35
Chris Kelly	34	3	6	9	16
Wade Redden/St. Louis	23	2	3	5	11
/Boston	6	1	1	2	0
/Total	29	3	4	7	11
Shawn Thornton	45	3	4	7	60
Johnny Boychuk	44	1	5	6	12
Chris Bourque	18	1	3	4	6
Kaspars Daugavins/Ottawa	19	1	2	3	9
/Boston	6	0	1	1	0
/Total	25	1	3	4	9
Adam McQuaid	32	1	3	4	60
Jordan Caron	17	1	2	3	4
Carl Soderberg	6	0	2	2	6
Matt Bartkowski	11	0	2	2	6
Torey Krug	1	0	1	1	0
Tuukka Rask	36	0	1	1	0
Jamie Tardif	2	0	0	0	0
Lane MacDermid	3	0	0	0	10
Ryan Spooner	4	0	0	0	0
Aaron Johnson	10	0	0	0	10
Anton Khudobin	14	0	0	0	4
Jay Pandolfo	18	0	0	0	2

Goaltender	GP	MINS	W-L-O	GA	GAA
Tuukka Rask	36	2104	19-10-5	70	2.00
Anton Khudobin	14	803	9-4-1	31	2.32

2012-13 NOTABLES:

Home Record.....	16-5-3
Road Record.....	12-9-3
Overall Record.....	28-14-6



Chris Bourque joined his father Ray as just the fifth father-son duo in team history when he played his first game as a Bruin on Jan. 19, 2013.

- The Bruins play an Eastern Conference-only schedule as an NHL lockout limits the season to 48 games.
- The Bruins have three games on their schedule postponed - one due to a Feb. 9 blizzard; one on the night of the Apr. 15 Boston Marathon bombing; and one due to an Apr. 19 man-hunt for the Marathon bombing suspect.
- January 19, 2013: Chris Bourque played his first game as a

Bruin in a 3-1 win vs. the NY Rangers, joining father Ray as the fifth father-son duo in team history.

- January 29, 2013: Tyler Seguin scored on two shootout shots, as he had to redo his shot after a fan threw a food item onto the ice in front of the goaltender during his first attempt.
- February 12, 2013: The Bruins scored twice in O:48 of the third period to tie the game with goaltender Tuukka Rask pulled for an extra attacker, but dropped a 4-3 shootout decision to the NY Rangers.

2013-14

Gm	Date	Opponent	Score
1	Oct.	3 Tampa Bay	W 3-1
2		5 Detroit	W 4-1
3		10 Colorado	L 0-2
4		12 at Columbus	W 3-1
5		14 Detroit	L 2-3
6		17 at Florida	W 3-2
7		19 at Tampa Bay	W 5-0
8		23 at Buffalo	W 5-2
9		24 San Jose	W 2-1
10		26 New Jersey	L 3-4
11		30 at Pittsburgh	L 2-3
12		31 Anaheim*	W 3-2
13	Nov.	2 at NY Islanders	L 1-3
14		5 Dallas*	O 2-3
15		7 Florida	W 4-1
16		9 Toronto	W 3-1
17		11 Tampa Bay	W 3-0
18		14 Columbus*	W 3-2
19		15 at Ottawa	L 2-4
20		18 at Carolina	W 4-1
21		19 at NY Rangers	W 2-1
22		21 St. Louis*	O 2-3
23		23 Carolina*	W 3-2
24		25 Pittsburgh*	W 4-3
25		27 at Detroit	L 1-6
26		29 NY Rangers	W 3-2
27		30 Columbus	W 3-1
28	Dec.	5 at Montreal	L 1-2
29		7 Pittsburgh	W 3-2
30		8 at Toronto	W 5-2
31		10 at Calgary	W 2-1
32		12 at Edmonton	W 4-2
33		14 at Vancouver	L 2-6
34		17 Calgary	W 2-0
35		19 at Buffalo	L 2-4
36		21 Buffalo	W 4-1
37		23 at Nashville	W 6-2
38		27 Ottawa	W 5-0
39		28 at Ottawa	L 3-4
40		31 NY Islanders	L 3-5
41	Jan.	2 Nashville*	W 3-2
42		4 Winnipeg	W 4-1
43		7 at Anaheim	L 2-5
44		9 at Los Angeles	L 2-4
45		11 at San Jose	W 1-0
46		14 Toronto	L 3-4
47		16 at Dallas	W 4-2
48		19 at Chicago*	O 2-3
49		20 Los Angeles	W 3-2
50		25 at Philadelphia	W 6-1
51		27 at NY Islanders	W 6-3
52		28 Florida	W 6-2
53		30 Montreal	L 1-4
54	Feb.	1 Edmonton	W 4-0
55		4 Vancouver	W 3-1
56		6 at St. Louis*	O 2-3
57		8 Ottawa	W 7-2
58		26 at Buffalo*	O 4-5
59	Mar.	1 Washington	L 2-4
60		2 at NY Rangers	W 6-3
61		4 Florida	W 4-1
62		6 Washington	W 3-0
63		8 at Tampa Bay*	W 4-3
64		9 at Florida	W 5-2
65		12 at Montreal	W 4-1
66		13 Phoenix	W 2-1
67		15 Carolina	W 5-1
68		17 Minnesota	W 4-1
69		18 at New Jersey	W 4-2
70		21 at Colorado	W 2-0
71		22 at Phoenix	W 4-2
72		24 Montreal*	O 1-2
73		27 Chicago	W 3-0
74		29 at Washington	W 4-2
75		30 at Philadelphia*	W 4-3
76	Apr.	2 at Detroit	L 2-3
77		3 at Toronto*	O 3-4
78		5 Philadelphia	W 5-2
79		8 at Minnesota*	O 3-4

80	Apr.	10	at Winnipeg*	O	1-2
81		12	Buffalo	W	4-1
82		13	at New Jersey	L	2-3



Tuukka Rask won the Vezina Trophy as the league's top goaltender in 2013-14.

Player	GP	G	A	PTS	PIM
David Krejci	80	19	50	69	28
Patrice Bergeron	80	30	32	62	43
Jarome Iginla	78	30	31	61	47
Milan Lucic	80	24	35	59	91
Brad Marchand	82	25	28	53	64
Reilly Smith	82	20	31	51	14
Carl Soderberg	73	16	32	48	36
Zdeno Chara	77	17	23	40	66
Torey Krug	79	14	26	40	28
Loui Eriksson	61	10	27	37	6
Dougie Hamilton	64	7	18	25	40
Johnny Boychuk	75	5	18	23	45
Andrej Meszaros/Philadelphia	38	5	12	17	34
/Boston	14	2	3	5	6
/Total	52	7	15	22	40
Gregory Campbell	82	8	13	21	47
Chris Kelly	57	9	9	18	32
Daniel Paille	72	9	9	18	6
Matt Bartkowski	64	0	18	18	30
Ryan Spooner	23	0	11	11	6
Dennis Seidenberg	34	1	9	10	10
Shawn Thornton	64	5	3	8	74
Adam McQuaid	30	1	5	6	69
Kevan Miller	47	1	5	6	38
Corey Potter/Edmonton	16	0	5	5	21
/Boston	3	0	0	0	0
/Total	19	0	5	5	21
Jordan Caron	35	1	2	3	36
Matt Fraser	14	2	0	2	10
Justin Florek	4	1	1	2	0
David Warsofsky	6	1	1	2	0
Tuukka Rask	58	0	2	2	2
Alexander Khokhlachev	1	0	0	0	2
Niklas Svedberg	1	0	0	0	0
Craig Cunningham	2	0	0	0	0
Matt Lindblad	2	0	0	0	0
Zach Trotman	2	0	0	0	0
Nick Johnson	9	0	0	0	0
Chad Johnson	27	0	0	0	0

Goaltender	GP	MINS	W-L-O	GA	GAA
Niklas Svedberg	1	61	1-0-0	2	1.97
Tuukka Rask	58	3386	36-15-6	115	2.04
Chad Johnson	27	1511	17-4-3	53	2.10

2013-14 NOTABLES:

Home Record.....	31-7-3
Road Record.....	23-12-6
Overall Record.....	54-19-9

- The Bruins won the second President's Trophy in their history with the League's top record. Their 54 wins were the second-highest mark in club history and their 117 points ranked third all-time.
- The Bruins had the NHL's top home record with their 31 home wins the second-most in club annals.
- Bruins ranked 1-4 in the NHL in plus/minus, led by David Krejci's +39 and followed by Patrice Bergeron (+38), Brad Marchand (+36) and Jarome Iginla (+34).
- The Bruins did not lose more than consecutive games all season which was the first time they had not lost more than two straight games since 1977-78 and the first time since 1939-40 that they had not gone winless in more than two consecutive games.
- October 3, 2013: Chris Kelly scores a penalty shot goal vs. Tampa Bay's Anders Lindback, which was the first time in team history a team's season-opening goal was scored on a penalty shot.
- October 24, 2013: David Krejci scores with .8 seconds left

REGULAR SEASON SCORING & RESULTS


in the third period to give the Bruins a 2-1 win over San Jose. It was the first time since 2001 that a Bruin had won a game in the last second of regulation play.

- November 15, 2013: The Bruins drop a 4-2 decision to the Senators, snapping their 11-game win streak in Ottawa which was the longest road win streak vs. one team in club history.
- December 27, 2013: Reilly Smith scores two goals in a 5-0 win vs. Ottawa. It is the seventh straight game in which a Bruin scored twice which ties a team record set in December, 1929.
- December 31, 2013: Boston's 15-game home point streak is snapped with a 5-3 loss to the NY Islanders. The home streak included an eight-game home win streak from November 23-December 27.
- March 6, 2014: The Bruins and Washington play the first penalty-free game involving both Boston and their opponent since 2001.
- March 24, 2014: The Bruins have their 12-game win streak snapped with a 2-1 shootout loss to Montreal. The streak is the third-longest in team history.
- March 30, 2014: The Bruins earn their club-record ninth straight road victory with a 4-3 shootout win in Philadelphia. It also stretched their team record road point streak to 16 games at 13-0-3.
- April 2, 2014: A 3-2 loss at Detroit snaps a 16-game point streak at 15-0-1.

2014-15

Gm	Date	Opponent	Score
1	Oct. 8	Philadelphia	W 2-1
2	9	at Detroit	L 1-2
3	11	Washington	L 0-4
4	13	Colorado	L 1-2
5	15	at Detroit**	W 3-2
6	16	at Montreal	L 4-6
7	18	at Buffalo	W 4-0
8	21	San Jose	W 5-3
9	23	NY Islanders	L 2-3
10	25	at Toronto	W 4-1
11	28	Minnesota	L 3-4
12	30	at Buffalo*	W 3-2
13	Nov. 1	Ottawa	W 4-2
14	4	Florida*	W 2-1
15	6	Edmonton	W 5-2
16	10	New Jersey	W 4-2
17	12	at Toronto	L 1-6
18	13	at Montreal	L 1-5
19	15	Carolina	W 2-1
20	18	St. Louis	W 2-0
21	21	at Columbus**	W 4-3
22	22	Montreal	L 0-2
23	24	Pittsburgh*	O 2-3
24	28	Winnipeg*	W 2-1
25	Dec. 1	at Anaheim	L 2-3
26	2	at Los Angeles	L 0-2
27	4	at San Jose	L 4-7
28	6	at Arizona	W 5-2
29	11	Chicago	L 2-3
30	13	Ottawa**	O 2-3
31	16	at Nashville**	O 2-3
32	17	at Minnesota*	W 3-2
33	19	at Winnipeg	L 1-2
34	21	Buffalo*	W 4-3
35	23	Nashville	W 5-3
36	27	at Columbus	L 2-6
37	29	Detroit	W 5-2
38	31	Toronto**	O 3-4
39	Jan. 3	Ottawa*	O 2-3
40	4	at Carolina**	O 1-2
41	7	at Pittsburgh*	W 3-2
42	8	New Jersey	W 3-0
43	10	at Philadelphia	W 3-1
44	13	Tampa Bay	W 4-3
45	15	NY Rangers	W 3-0
46	17	Columbus	L 1-3
47	20	at Dallas	W 3-1
48	21	at Colorado**	O 2-3
49	29	at NY Islanders	W 5-2
50	31	Los Angeles	W 3-1
51	Feb. 4	at NY Rangers	L 2-3
52	7	NY Islanders	W 2-1
53	8	Montreal	L 1-3
54	10	Dallas	L 3-5
55	13	at Vancouver	L 2-5
56	16	at Calgary*	O 3-4
57	18	at Edmonton**	O 3-4
58	20	at St. Louis	L 1-5
59	22	at Chicago	W 6-2
60	24	Vancouver	L 1-2
61	27	at New Jersey*	W 3-2
62	28	Arizona	W 4-1
63	Mar. 5	Calgary**	O 3-4

64	Mar.	7	Philadelphia*	W	3-2
65		8	Detroit	W	5-3
66		10	at Ottawa	W	3-1
67		12	Tampa Bay**	W	3-2
68		14	at Pittsburgh	W	2-0
69		15	at Washington	L	0-2
70		17	Buffalo**	O	1-2
71		19	at Ottawa	L	4-6
72		21	at Florida**	O	1-2
73		22	at Tampa Bay	L	3-5
74		26	Anaheim*	O	2-3
75		28	NY Rangers	W	4-2
76		29	at Carolina*	W	2-1
77		31	Florida	W	3-2
78	Apr.	2	at Detroit	W	3-2
79		4	Toronto**	W	2-1
80		8	at Washington	L	0-3
81		9	at Florida	L	2-4
82		11	at Tampa Bay**	O	2-3



Brad Marchand led the team in both goals and penalty minutes in 2014-15, becoming just the fourth Bruin in team history to do so.

Player	GP	G	A	PTS	PIM
Patrice Bergeron	81	23	32	55	44
Loui Eriksson	81	22	25	47	14
Milan Lucic	81	18	26	44	81
Carl Söderberg	82	13	31	44	26
Brad Marchand	77	24	18	42	95
Dougie Hamilton	72	10	32	42	41
Reilly Smith	81	13	27	40	20
Torey Krug	78	12	27	39	20
David Krejci	47	7	24	31	22
Chris Kelly	80	7	21	28	48
David Pastrnak	46	10	17	27	8
Zdeno Chara	63	8	12	20	42
Ryan Spooner	29	8	10	18	2
Max Talbot/Colorado	63	5	10	15	27
/Boston	18	0	3	3	2
/Total	81	5	13	18	29
Brett Connolly/Tampa Bay	50	12	3	15	38
/Boston	5	0	2	2	10
/Total	55	12	5	17	48
Dennis Seidenberg	82	3	11	14	34
Daniel Paille	71	6	7	13	12
Gregory Campbell	70	6	6	12	45
Seth Griffith	30	6	4	10	6
Kevan Miller	41	2	5	7	15
Adam McQuaid	63	1	6	7	85
Zach Trotman	27	1	4	5	0
Simon Gagne	23	3	1	4	4
Matt Bartkowski	47	0	4	4	37
Matt Fraser	24	3	0	3	7
Craig Cunningham	32	2	1	3	2
Joe Morrow	15	1	0	1	4
David Warsofsky	4	0	1	1	0
Brian Ferlin	7	0	1	1	0
Malcolm Subban	1	0	0	0	0
Matt Lindblad	2	0	0	0	0
Bobby Robins	3	0	0	0	14
Alex Khokhlachev	3	0	0	0	0
Jordan Caron	11	0	0	0	16
Niklas Svedberg	18	0	0	0	0
Tuukka Rask	70	0	0	0	8
Goaltender	GP	MINS	W-L-O	GA	GAA
Tuukka Rask	70	4063	34-21-13	156	2.30
Niklas Svedberg	18	900	7-5-1	35	2.33
Malcolm Subban	1	31	0-1-0	3	5.81

2014-15 NOTABLES:

Home Record.....	24-10-7
Road Record.....	17-17-7
Overall Record.....	41-27-14

- February 18, 2015: Edmonton's Martin Marincin scores the only goal of a 12-round shootout, ending the longest shootout in Bruins history.
- March 7, 2015: Brad Marchand scores at 19:45 of the third period to tie the game and then tallies the game-winner at 3:52 of OT. He is the first Bruin to tie a regular season game in the final minute of regulation and also score in OT since Mar. 1, 1984 (Rick Middleton vs. Los Angeles).
- March 12, 2015: Ryan Spooner extends his point streak to seven games, which is the longest by a Bruins rookie since 2006 (Brad Boyes).
- March 28, 2015: Tuukka Rask left the game due to illness at 0:10 of the second period with Niklas Svedberg coming into goal in relief. Bruins goaltending coach Bob Essensa came down from the press box and dressed as backup for the third period.
- April 8, 2015: Braden Holtby and his Washington Capitals shut out the Bruins by a 3-0 score. It is the third straight game that the Capitals have defeated the Bruins by a shutout score and is the first time in club history that they have failed to score a goal in a season series of more than two games.
- April 11, 2015: Tuukka Rask plays in his 70th game of the season in a 3-2 shootout loss in Tampa Bay, tying the club single season record for games played by a goaltender.

2015-16

Gm	Date	Opponent	Score
1	Oct. 8	Winnipeg	L 2-6
2	10	Montreal	L 2-4
3	12	Tampa Bay	L 3-6
4	14	at Colorado	W 6-2
5	17	at Arizona	W 5-3
6	21	Philadelphia*	O 4-5
7	23	at NY Islanders	W 5-3
8	27	Arizona	W 6-0
9	30	at Florida	W 3-1
10	31	at Tampa Bay	W 3-1
11	Nov. 3	Dallas	L 3-5
12	5	at Washington	L 1-4
13	7	at Montreal	L 2-4
14	8	at NY Islanders	W 2-1
15	12	Colorado	L 2-3
16	14	Detroit	W 3-1
17	17	San Jose	L 4-5
18	19	Minnesota	W 4-2
19	21	Toronto	W 2-0
20	23	at Toronto**	W 4-3
21	25	at Detroit*	W 3-2
22	27	NY Rangers	W 4-3
23	Dec. 2	at Edmonton**	O 2-3
24	4	at Calgary*	O 4-5
25	5	at Vancouver	W 4-0
26	7	Nashville	L 2-3
27	9	at Montreal	W 3-1
28	12	Florida	W 3-1
29	14	Edmonton*	O 2-3
30	16	Pittsburgh	W 3-0
31	18	at Pittsburgh	W 6-2
32	20	New Jersey**	W 2-1
33	22	St. Louis	L 0-2
34	26	Buffalo	L 3-6
35	27	at Ottawa	L 1-3
36	29	Ottawa	W 7-3
37	Jan. 1	Montreal	L 1-5
38	5	Washington	L 2-3
39	8	at New Jersey	W 4-1
40	9	at Ottawa*	O 1-2
41	11	at NY Rangers	L 1-2
42	13	at Philadelphia	L 2-3
43	15	at Buffalo	W 4-1
44	16	Toronto	W 3-2
45	19	at Montreal	W 4-1
46	21	Vancouver	L 2-4
47	23	Columbus**	W 3-2
48	25	at Philadelphia	W 3-2
49	26	Anaheim	L 2-6
50	Feb. 2	Toronto*	O 3-4
51	4	at Buffalo**	W 3-2
52	6	Buffalo*	W 2-1
53	9	Los Angeles	L 2-9
54	11	at Winnipeg	W 6-2
55	13	at Minnesota	W 4-2
56	14	at Detroit	L 5-6
57	16	at Columbus*	W 2-1
58	18	at Nashville	L 0-2
59	20	at Dallas	W 7-3
60	22	Columbus	L 4-6
61	24	Pittsburgh	W 5-1
62	26	at Carolina	W 4-1
63	28	Tampa Bay	L 1-4
64	Mar. 1	Calgary	W 2-1

REGULAR SEASON SCORING & RESULTS

65	Mar.	3	Chicago	W	4-2
66		5	Washington*	O	1-2
67		7	at Florida*	W	5-4
68		8	at Tampa Bay*	W	1-0
69		10	Carolina*	O	2-3
70		12	NY Islanders	W	3-1
71		15	at San Jose	L	2-3
72		18	at Anaheim	L	0-4
73		19	at Los Angeles	L	1-2
74		23	at NY Rangers	L	2-5
75		24	Florida	L	1-4
76		26	at Toronto	W	3-1
77		29	at New Jersey	L	1-2
78	Apr.	1	at St. Louis	W	6-5
79		3	at Chicago	L	4-6
80		5	Carolina**	O	1-2
81		7	Detroit	W	5-2
82		9	Ottawa	L	1-6

Player	GP	G	A	PTS	PIM
Patrice Bergeron	80	32	36	68	49
Loui Eriksson	82	30	33	63	12
David Krejci	72	17	46	63	32
Brad Marchand	77	37	24	61	90
Lee Stempniak/New Jersey	63	16	25	41	34
/Boston	19	3	7	10	4
/Total	82	19	32	51	38
Ryan Spooner	80	13	36	49	35
Torey Krug	81	4	40	44	33
Matt Beleskey	80	15	22	37	65
Zdeno Chara	80	9	28	37	71
Jimmy Hayes	75	13	16	29	60
David Pastrnak	51	15	11	26	20
Brett Connolly	71	9	16	25	20
John-Michael Liles/Carolina	64	6	9	15	16
/Boston	17	0	6	6	2
/Total	81	6	15	21	18
Kevan Miller	71	5	13	18	53
Colin Miller	42	3	13	16	39
Dennis Seidenberg	61	1	11	12	24
Frank Vatrano	39	8	3	11	14
Landon Ferraro/Detroit	10	0	0	0	7
/Boston	58	5	5	10	20
/Total	68	5	5	10	27
Adam McQuaid	64	1	8	9	89
Zach Trotman	38	2	5	7	22
Max Talbot	38	2	5	7	15
Joe Morrow	33	1	6	7	4
Tyler Randell	27	6	0	6	47
Joonas Kemppainen	44	2	3	5	4
Zac Rinaldo	52	1	2	3	83
Chris Kelly	11	2	0	2	0
Tommy Cross	3	0	1	1	0
Seth Griffith	4	0	1	1	4
Noel Acciari	19	0	1	1	8
Tuukka Rask	64	0	1	1	0
Matt Irwin	2	0	0	0	0
Alex Khokhlachev	5	0	0	0	0
Jonas Gustavsson	22	0	0	0	0

Goaltender	GP	MINS	W-L-O	GA	GAA
Tuukka Rask	64	3678	31-22-8	157	2.56
Jonas Gustavsson	24	1258	11-9-1	57	2.72

2015-16 NOTABLES:

Home Record.....	17-18-6
Road Record.....	25-13-3
Overall Record	42-31-9

- October 17, 2015: Tyler Randell scores a goal in his second straight game, becoming the first Bruin since 1992 to score goals in each of his first two NHL games.
- December 18, 2015: Frank Vatrano scores his first NHL hat trick vs. the Pittsburgh Penguins, becoming the first Boston rookie to score three goals in a game since 2008.
- January 1, 2016: The Bruins host the Montreal Canadiens in the 2016 NHL Winter Classic Game held at Gillette Stadium in Foxborough MA in front of 67,246 fans.
- January 8, 2016: The Bruins become just the second team in NHL history to record 3,000 regular season wins with a 4-1 victory at New Jersey.
- February 6, 2016: For the first time in team history an overtime goal is scored on a penalty shot as Brad Marchand nets the game-winning goal for a 2-1 win over Buffalo.
- February 9, 2016: The Bruins allow 57 shots on goal to Los Angeles in a 9-2 loss, which is their most shots allowed since Mar. 18, 1965.
- February 14, 2016: Brad Marchand opens the scoring just eight seconds into a 6-5 loss to Detroit, the fastest goal from the start of a game in team history.
- February 24, 2016: David Pastrnak becomes the youngest Bruin ever to score a penalty shot goal when he connects vs.

Pittsburgh's Marc-Andre Fleury.
 • March 7, 2016: Claude Julien passes Art Ross to become Boston's all-time coaching wins leader with a 5-4 overtime victory at Florida.



Claude Julien became the Bruins' all-time leader in coaching wins with his 388th regular season victory behind the Boston bench on Mar. 7, 2016 at Florida.

2016-17

Gm	Date	Opponent	Score
1	Oct. 13	at Columbus	W 6-3
2	15	at Toronto	L 1-4
3	17	at Winnipeg	W 4-1
4	20	New Jersey	W 2-1
5	22	Montreal	L 2-4
6	25	Minnesota	L 0-5
7	26	at NY Rangers	L 2-5
8	29	at Detroit	W 1-0
9	Nov. 1	at Florida	W 2-1
10	3	at Tampa Bay**	W 4-3
11	5	NY Rangers	L 2-5
12	7	Buffalo	W 4-0
13	8	at Montreal	L 2-3
14	10	Columbus	W 5-2
15	12	at Arizona	W 2-1
16	13	at Colorado	W 2-0
17	17	at Minnesota	L 0-1
18	19	Winnipeg	W 4-1
19	22	St. Louis	L 2-4
20	24	at Ottawa	L 1-3
21	25	Calgary	L 1-2
22	27	Tampa Bay	W 4-1
23	29	at Philadelphia**	O 2-3
24	Dec. 1	Carolina**	W 2-1
25	3	at Buffalo	W 2-1
26	5	Florida*	W 4-3
27	7	at Washington*	O 3-4
28	8	Colorado	L 2-4
29	10	Toronto	L 1-4
30	12	at Montreal*	W 2-1
31	14	at Pittsburgh*	O 3-4
32	15	Anaheim	L 3-4
33	18	Los Angeles	W 1-0
34	20	NY Islanders	L 2-4
35	22	at Florida	W 3-1
36	23	at Carolina*	O 2-3
37	27	at Columbus	L 3-4
38	29	at Buffalo	W 4-2
39	31	Buffalo	W 3-1
40	Jan. 2	at New Jersey	L 0-3
41	5	Edmonton	L 3-4
42	7	at Florida	W 4-0
43	8	at Carolina*	O 3-4
44	10	at St. Louis	W 5-3
45	12	at Nashville	L 1-2
46	14	Philadelphia	W 6-3
47	16	NY Islanders	L 0-4
48	18	at Detroit**	O 5-6
49	20	Chicago	L 0-1
50	Jan. 22	at Pittsburgh	L 1-5
51	24	Detroit*	W 4-3
52	26	Pittsburgh	W 4-3
53	31	at Tampa Bay	W 4-3
54	Feb. 1	at Washington	L 3-5
55	4	Toronto	L 5-6
56	9	San Jose	W 6-3
57	11	Vancouver	W 4-3
58	12	Montreal	W 4-0
59	19	at San Jose*	W 2-1
60	22	at Anaheim	L 3-5
61	23	at Los Angeles	W 4-1
62	26	at Dallas	W 6-3
63	28	Arizona	W 4-1
64	Mar. 2	NY Rangers	L 1-2

65	Mar.	4	New Jersey	W	3-2
66		6	at Ottawa	L	2-4
67		8	Detroit	W	6-1
68		11	Philadelphia	W	2-1
69		13	at Vancouver	W	6-3
70		15	at Calgary	W	5-2
71		16	at Edmonton	L	4-7
72		20	at Toronto	L	2-4
73		21	Ottawa	L	2-3
74		23	Tampa Bay	L	3-6
75		25	at NY Islanders	W	2-1
76		28	Nashville	W	4-1
77		30	Dallas	W	2-0
78	Apr.	1	Florida	W	5-2
79		2	at Chicago	W	3-2
80		4	Tampa Bay	W	4-0
81		6	Ottawa**	O	1-2
82		8	Washington	L	1-3

Player	GP	G	A	PTS	PIM
Brad Marchand	80	39	46	85	81
David Pastrnak	75	34	36	70	34
David Krejci	82	23	31	54	26
Patrice Bergeron	79	21	32	53	24
Torey Krug	81	8	43	51	37
Ryan Spooner	78	11	28	39	14
David Backes	74	17	21	38	69
Zdeno Chara	75	10	19	29	59
Dominic Moore	82	11	14	25	44
Drew Stafford/Winnipeg	40	4	9	13	12
/Boston	18	4	4	8	12
/Total	58	8	13	21	24
Frank Vatrano	44	10	8	18	14
Riley Nash	81	7	10	17	14
Brandon Carlo	82	6	10	16	59
Tim Schaller	59	7	7	14	23
Colin Miller	61	6	7	13	55
Austin Czarnik	49	5	8	13	12
Kevan Miller	58	3	10	13	50
Adam McQuaid	77	2	8	10	71
Matt Beleskey	49	3	5	8	47
Noel Acciari	29	2	3	5	16
Jimmy Hayes	58	2	3	5	29
John-Michael Liles	36	0	5	5	4
Anton Blidh	19	1	1	2	7
Peter Cehlarik	11	0	2	2	0
Tuukka Rask	65	0	2	2	0
Sean Kuraly	8	0	1	1	2
Anton Khudobin	16	0	1	1	2
Joe Morrow	17	0	1	1	8
Jakob Forsbacka Karlsson	1	0	0	0	0
Malcolm Subban	1	0	0	0	0
Matt Grzelcyk	2	0	0	0	2
Rob O'Gara	3	0	0	0	0
Danton Heinen	8	0	0	0	2
Zane McIntyre	8	0	0	0	0

Goaltender	GP	MINS	W-L-O	GA	GAA
Tuukka Rask	65	3680	37-20-5	137	2.23
Anton Khudobin	16	885	7-6-1	39	2.64
Zane McIntyre	8	333	0-4-1	22	3.97
Malcolm Subban	1	31	0-1-0	3	5.81



Brad Marchand in 2016-17 became just the second player in club history to lead the team in goals, assists, points and penalty minutes.

2016-17 NOTABLES:

Home Record.....	23-17-1
Road Record.....	21-14-6
Overall Record	44-31-7

- Patrice Bergeron won his fourth Selke Trophy as the NHL's top defensive forward, tying Bob Gainey for the most Selkes in league history.
- Brad Marchand was named to the NHL's First All-Star Team at left wing.


REGULAR SEASON SCORING & RESULTS

- October 17, 2016: Tuukka Rask is the first goaltender in team history to record two assists in a game.
- November 22, 2016: The Bruins become the second team in NHL history to score 20,000 goals when David Backes scores the milestone tally at 7:44 of the first period vs. St. Louis.
- February 9, 2017: The Bruins earn a 6-3 win vs. San Jose in Bruce Cassidy's first game behind the Boston bench as interim head coach.
- April 4, 2017: A 4-0 win vs. Tampa Bay clinches a playoff berth for the Bruins, who return to the post-season for the first time since 2014.

2017-18

Gm	Date	Opponent	Score
1	Oct. 5	Nashville	W 4-3
2	9	Colorado	L 0-4
3	11	at Colorado	L 3-6
4	14	at Arizona	W 6-2
5	15	at Vegas	L 1-3
6	19	Vancouver	W 6-3
7	21	Buffalo*	O 4-5
8	26	San Jose	W 2-1
9	28	Los Angeles*	O 1-2
10	30	at Columbus**	O 3-4
11	Nov. 2	Vegas	W 2-1
12	4	Washington	L 2-3
13	6	Minnesota	W 5-3
14	8	at NY Rangers	L 2-4
15	10	at Toronto*	O 2-3
16	11	Toronto	L 1-4
17	15	at Anaheim	L 2-4
18	16	at Los Angeles	W 2-1
19	18	at San Jose	W 3-1
20	22	at New Jersey**	W 3-2
21	24	Pittsburgh	W 4-3
22	26	Edmonton	L 2-4
23	29	Tampa Bay	W 3-2
24	Dec. 2	at Philadelphia	W 3-0
25	4	at Nashville	L 3-5
26	7	Arizona	W 6-1
27	9	NY Islanders	W 3-1
28	13	at Detroit*	W 3-2
29	14	Washington	L 3-5
30	16	NY Rangers*	O 2-3
31	18	Columbus	W 7-2
32	19	at Buffalo	W 3-0
33	21	Winnipeg**	W 2-1
34	23	Detroit	W 3-1
35	27	Ottawa	W 5-1
36	29	at Washington**	O 3-4
37	30	at Ottawa	W 5-0
38	Jan. 2	at NY Islanders	W 5-1
39	6	Carolina	W 7-1
40	7	at Pittsburgh*	O 5-6
41	13	at Montreal**	W 4-3
42	15	Dallas*	O 2-3
43	17	Montreal	W 4-1
44	18	at NY Islanders	W 5-2
45	20	at Montreal	W 4-1
46	23	New Jersey	W 3-2
47	25	at Ottawa	W 3-2
48	30	Anaheim	L 1-3
49	Feb. 1	St. Louis	W 3-1
50	3	Toronto	W 4-1
51	6	at Detroit	W 3-2
52	7	at NY Rangers	W 6-1
53	10	Buffalo	L 2-4
54	11	at New Jersey	W 5-3
55	13	Calgary	W 5-2
56	17	at Vancouver	L 1-6
57	19	at Calgary*	W 2-1
58	20	at Edmonton	W 3-2
59	24	at Toronto	L 3-4
60	25	at Buffalo	L 1-4
61	27	Carolina*	W 4-3
62	Mar. 1	Pittsburgh	W 8-4
63	3	Montreal*	W 2-1
64	6	Detroit*	W 6-5
65	8	Philadelphia	W 3-2
66	10	Chicago	W 7-4
67	11	at Chicago	L 1-3
68	13	at Carolina	W 6-4
69	15	at Florida	L 0-3
70	17	at Tampa Bay	W 3-0
71	19	Columbus*	O 4-5
72	21	at St. Louis*	O 1-2
73	23	at Dallas	W 3-2
74	25	at Minnesota*	W 2-1
75	27	at Winnipeg**	O 4-5
76	29	Tampa Bay	W 4-2
77	31	Florida	W 5-1
78	Apr. 1	at Philadelphia*	O 3-4

79	Apr. 3	at Tampa Bay	L 0-4
80	5	at Florida	L 2-3
81	7	Ottawa	W 5-2
82	8	Florida	L 2-4



Patrice Bergeron became the first Bruin with multiple hat tricks in a season since Bill Guerin in 2001-02 when he recorded two in 2017-18, including tying a club record with four goals on Jan. 6 vs. Carolina.

Player	GP	G	A	PTS	PIM
Brad Marchand	68	34	51	85	63
David Pastrnak	82	35	45	80	37
Patrice Bergeron	64	30	33	63	26
Torey Krug	76	14	45	59	36
Danton Heinen	77	16	31	47	16
David Krejci	64	17	27	44	18
Jake DeBrusk	70	16	27	43	19
Riley Nash	76	15	26	41	18
Rick Nash/NY Rangers	60	18	10	28	24
/Boston	11	3	3	6	4
/Total	71	21	13	34	28
David Backes	57	14	19	33	53
Charlie McAvoy	63	7	25	32	53
Ryan Spooner	39	9	16	25	2
Zdeno Chara	73	7	17	24	60
Tim Schaller	82	12	10	22	42
Tommy Wingels/Chicago	57	7	5	12	43
/Boston	18	2	3	5	2
/Total	75	9	8	17	45
Nick Holden/NY Rangers	55	3	9	12	14
/Boston	18	1	4	5	0
/Total	73	4	13	17	14
Kevan Miller	68	1	15	16	70
Matt Grzelcyk	61	3	12	15	22
Sean Kuraly	75	6	8	14	40
Anders Bjork	30	4	8	12	6
Noel Acciari	60	10	1	11	9
Ryan Donato	12	5	4	9	2
Brian Gionta	20	2	5	7	2
Brandon Carlo	76	0	6	6	45
Adam McQuaid	38	1	3	4	62
Austin Czarnik	10	0	4	4	0
Jordan Szwarz	12	0	3	3	2
Frank Vatrano	25	2	0	2	22
Peter Cehlarik	6	1	1	2	2
Anton Khudobin	31	0	2	2	2
Tuukka Rask	54	0	2	2	4
Kenny Agostino	5	0	1	1	4
Paul Postma	14	0	1	1	2
Anton Blidh	1	0	0	0	0
Colby Cave	3	0	0	0	2
Rob O'Gara	8	0	0	0	0
Matt Beleskey	14	0	0	0	17

Goaltender	GP	MINS	W-L-O	GA	GAA
Tuukka Rask	54	3173	34-14-5	125	2.36
Anton Khudobin	31	1781	16-6-7	76	2.56

2017-18 NOTABLES:

Home Record.....28-8-5
Road Record.....22-12-7
Overall Record.....50-20-12

- Brad Marchand tied an NHL single-season record with five overtime goals and his 12 career such goals are a club mark.
- October 5, 2017: Jake DeBrusk and Charlie McAvoy become the first Bruins to both score their first NHL goals in their first NHL regular season game since Feb. 13, 1949 (Zellio Toppazzini and Dave Creighton).
- January 6, 2018: Patrice Bergeron tied a club record for goals in a game with four goals and an assist in a 7-1 win vs. Carolina.
- January 25, 2018: The Bruins earned a 3-2 win in Ottawa, extending their point streak to 14-0-4. The 18-game stretch tied for the second-longest such streak in team history.
- March 10, 2018: The Bruins defeated the Chicago Black-

hawks by a 7-4 score to become just the seventh team in NHL history to sweep a six-game home stand.

- March 13, 2018: The Bruins scored five unanswered goals in the third period to come back from a 4-1 deficit for a 6-4 victory in Carolina.

2018-19

Gm	Date	Opponent	Score
1	Oct. 3	at Washington	L 0-7
2	4	at Buffalo	W 4-0
3	8	Ottawa	W 6-3
4	11	Edmonton	W 4-1
5	13	Detroit	W 8-2
6	17	at Calgary	L 2-5
7	18	at Edmonton*	O 2-3
8	20	at Vancouver*	O 1-2
9	23	at Ottawa	W 4-1
10	25	Philadelphia	W 3-0
11	27	Montreal	L 0-3
12	30	at Carolina	W 3-2
13	Nov. 3	at Nashville	L 0-1
14	5	Dallas*	W 2-1
15	8	Vancouver	L 5-8
16	10	Toronto	W 5-1
17	11	Vegas	W 4-1
18	14	at Colorado	L 3-6
19	16	at Dallas*	O 0-1
20	17	at Arizona	W 2-1
21	21	at Detroit*	O 2-3
22	23	Pittsburgh*	W 2-1
23	24	at Montreal	W 3-2
24	26	at Toronto	L 2-4
25	29	NY Islanders**	W 2-1
26	Dec. 1	Detroit	L 2-4
27	4	at Florida	L 0-5
28	6	at Tampa Bay	L 2-3
29	8	Toronto	W 6-3
30	9	at Ottawa*	W 2-1
31	11	Arizona	W 4-3
32	14	at Pittsburgh	L 3-5
33	16	Buffalo	L 2-4
34	17	at Montreal	W 4-0
35	20	Anaheim	W 3-1
36	22	Nashville	W 5-2
37	23	at Carolina	L 3-5
38	27	New Jersey	L 2-5
39	29	at Buffalo*	W 3-2
40	Jan. 1	at Chicago	W 4-2
41	3	Calgary	W 6-4
42	5	Buffalo	W 2-1
43	8	Minnesota	W 4-0
44	10	Washington	L 2-4
45	12	at Toronto	W 3-2
46	14	Montreal*	O 2-3
47	16	at Philadelphia	L 3-4
48	17	St. Louis	W 5-2
49	19	NY Rangers	L 2-3
50	29	Winnipeg**	O 3-4
51	31	Philadelphia*	O 2-3
52	Feb. 3	at Washington	W 1-0
53	5	NY Islanders	W 3-1
54	6	at NY Rangers**	O 3-4
55	9	Los Angeles*	W 5-4
56	10	Colorado*	W 2-1
57	12	Chicago	W 6-3
58	15	at Anaheim	W 3-0
59	16	at Los Angeles	W 4-2
60	18	at San Jose*	W 6-5
61	20	at Vegas**	W 3-2
62	23	at St. Louis**	O 1-2
63	26	San Jose	W 4-1
64	28	Tampa Bay	W 4-1
65	Mar. 2	New Jersey	W 1-0
66	5	Carolina*	W 4-3
67	7	Florida	W 4-3
68	9	Ottawa	W 3-2
69	10	at Pittsburgh	L 2-4
70	12	at Columbus	L 4-7
71	14	at Winnipeg	L 3-4
72	16	Columbus*	W 2-1
73	19	at NY Islanders	W 5-0
74	21	at New Jersey	W 5-1
75	23	at Florida	W 7-3
76	25	at Tampa Bay	L 4-5
77	27	NY Rangers	W 6-3
78	30	Florida	L 1-4
79	31	at Detroit	L 3-6
80	Apr. 2	at Columbus	W 6-2
81	4	at Minnesota	W 3-0
82	6	Tampa Bay	L 3-6

REGULAR SEASON SCORING & RESULTS

Player	GP	G	A	PTS	PIM
Brad Marchand	79	36	64	100	96
David Pastrnak	66	38	43	81	32
Patrice Bergeron	65	32	47	79	30
David Krejci	81	20	53	73	16
Torey Krug	64	6	47	53	33
Jake DeBrusk	68	27	15	42	18
Charlie Coyle/Minnesota	60	10	18	28	16
/Boston	21	2	4	6	4
/Total	81	12	22	34	20
Danton Heinen	77	11	23	34	16
Marcus Johansson/New Jersey	48	12	15	27	8
/Boston	10	1	2	3	0
/Total	58	13	17	30	8
Charlie McAvoy	54	7	21	28	45
Sean Kuraly	71	8	13	21	38
David Backes	70	7	13	20	31
Chris Wagner	76	12	7	19	51
Matt Grzelcyk	66	3	15	18	68
Noel Acciari	72	6	8	14	47
Zdeno Chara	62	5	9	14	57
John Moore	61	4	9	13	26
Joakim Nordstrom	70	7	5	12	13
Brandon Carlo	72	2	8	10	47
Ryan Donato	34	6	3	9	2
Jakob Forsbacka Karlsson	28	3	6	9	2
Kevan Miller	39	0	7	7	35
Peter Cehlarik	20	4	2	6	6
Steven Kampfer	35	3	3	6	22
Karson Kuhlman	11	3	2	5	2
Colby Cave	20	1	4	5	8
Jaroslav Halak	40	0	4	4	0
Gemel Smith/Dallas	14	2	1	3	0
/Boston	3	0	0	0	0
/Total	17	2	1	3	0
Anders Bjork	20	1	2	3	2
Tuukka Rask	46	0	2	2	4
Zach Senyshyn	2	1	0	1	0
Jeremy Lauzon	16	1	0	1	2
Connor Clifton	19	0	1	1	15
Anton Blidh	1	0	0	0	0
Lee Stempniak	2	0	0	0	0
Jakub Zboril	2	0	0	0	0
Urho Vaakanainen	2	0	0	0	0
Paul Carey/Ottawa	5	0	0	0	0
/Boston	2	0	0	0	0
/Total	7	0	0	0	0
Trent Frederic	15	0	0	0	15

Goaltender	GP	MIN	W-L-O	GA	GAA
Jaroslav Halak	40	2308	22-11-4	90	2.34
Tuukka Rask	46	2635	27-13-5	109	2.48



Torey Krug became the club's all-time leader in both assists and points by a U.S.-born player in 2018-19.

2018-19 NOTABLES:

Home Record.....	29-9-3
Road Record.....	20-15-6
Overall Record.....	49-24-9

- Brad Marchand is named a Second Team NHL All-Star at left wing.
- October 13, 2018: David Pastrnak becomes the third-fastest Bruin to score 100 career goals with a three-goal night in an 8-2 win vs. Detroit.
- November 29, 2018: The Bruins retire Rick Middleton's #16 prior to a 2-1 shootout win vs. NY Islanders.
- December 20, 2018: Torey Krug records his 200th NHL assist in a 3-1 win vs. Anaheim, which is the most by a U.S.-born Bruin in club history.
- January 1, 2019: The Bruins defeated the Chicago Blackhawks by a 4-2 score at Notre Dame Stadium in the NHL Winter Classic Game. It was Tuukka Rask's 469th NHL game, which is the most by a goaltender in team history.
- February 3, 2019: Tuukka Rask earned his 253rd NHL win with a 1-0 victory at Washington. He becomes the Bruins' all-time leader in goaltender wins.

- February 5, 2019: Patrice Bergeron becomes the sixth Bruin in club history to play 1,000 games in a Boston uniform when he dresses in a 3-1 win vs. NY Islanders.
- February 12, 2019: Bruce Cassidy becomes the second-fastest Boston coach to reach 100 wins (166 games) with a 6-3 win vs. Chicago.
- February 18, 2019: The Bruins earn a 6-5 OT win in San Jose, which followed wins in Anaheim (3-0 February 15) and Los Angeles (4-2 February 16) and earning a California sweep for the first time in history.
- February 28, 2019: The Bruins earn a 4-1 win vs. Tampa Bay, ending the month of February with an 11-0-2 mark. It is their first month without a regulation loss since November, 2011.
- March 10, 2019: The Bruins suffer a 4-2 loss at Pittsburgh, snapping the second-longest point streak in team history at 15-0-4.
- March 27, 2019: Torey Krug had two assists in a 6-3 win vs. NY Rangers, with his 284th point setting a new team mark for points by a U.S.-born player.
- March 31, 2019: Brad Marchand sets a new club record with his 26th career shorthanded goal in a 6-3 loss at Detroit.

2019-20

Gm	Date	Opponent	Score
1	Oct. 3	at Dallas	W 2-1
2	5	at Arizona	W 1-0
3	8	at Vegas	W 4-3
4	10	at Colorado	L 2-4
5	12	New Jersey	W 3-0
6	14	Anaheim	W 4-2
7	17	Tampa Bay**	O 3-4
8	19	at Toronto*	O 3-4
9	22	Toronto	W 4-2
10	26	St. Louis	W 3-0
11	27	at NY Rangers	W 7-4
12	29	San Jose	W 5-1
13	Nov. 2	Ottawa	W 5-2
14	4	Pittsburgh	W 6-4
15	5	at Montreal	L 4-5
16	8	at Detroit	L 2-4
17	10	Philadelphia**	O 2-3
18	12	Florida**	O 4-5
19	15	at Toronto	W 4-2
20	16	Washington**	O 2-3
21	19	at New Jersey	W 5-1
22	21	Buffalo	W 3-2
23	23	Minnesota*	W 5-4
24	26	at Montreal	W 8-1
25	27	at Ottawa	W 2-1
26	29	NY Rangers*	W 3-2
27	Dec. 1	Montreal	W 3-1
28	3	Carolina	W 2-0
29	5	Chicago*	O 3-4
30	7	Colorado	L 1-4
31	9	at Ottawa	L 2-5
32	11	at Washington	L 2-3
33	12	at Tampa Bay	L 2-3
34	14	at Florida	W 4-2
35	17	Los Angeles*	O 3-4
36	19	NY Islanders**	O 2-3
37	21	Nashville*	O 3-4
38	23	Washington	W 7-3
39	27	at Buffalo	W 3-0
40	29	Buffalo	W 3-2
41	31	at New Jersey**	O 2-3
42	Jan. 2	Columbus*	O 1-2
43	4	Edmonton	L 1-4
44	7	at Nashville	W 6-2
45	9	Winnipeg	W 5-4
46	11	at NY Islanders*	W 3-2
47	13	at Philadelphia**	O 5-6
48	14	at Columbus	L 0-3
49	16	Pittsburgh	W 4-1
50	19	at Pittsburgh	L 3-4
51	21	Vegas	W 3-2
52	31	at Winnipeg	W 2-1
53	Feb. 1	at Minnesota	W 6-1
54	4	Vancouver	W 4-0
55	5	at Chicago*	W 2-1
56	8	Arizona	W 4-2
57	9	at Detroit	L 1-3
58	12	Montreal	W 4-1
59	15	Detroit	W 4-1
60	16	at NY Rangers	W 3-1
61	19	at Edmonton*	W 2-1
62	21	at Calgary	W 4-3
63	22	at Vancouver	L 3-9
64	25	Calgary	L 2-5
65	27	Dallas	W 4-3
66	29	at NY Islanders	W 4-0
67	Mar. 3	at Tampa Bay	W 2-1

68	Mar. 5	at Florida*	W	2-1
69	7	Tampa Bay	L	3-5
70	10	at Philadelphia	W	2-0



David Pastrnak became the first Bruin since 1974-75 to lead the NHL in goals when he tied with Alex Ovechkin in 2019-20 with 48.

Player	GP	G	A	PTS	PIM
David Pastrnak	70	48	47	95	40
Brad Marchand	70	28	59	87	82
Patrice Bergeron	61	31	25	56	28
Torey Krug	61	9	40	49	33
David Krejci	61	13	30	43	23
Charlie Coyle	70	16	21	37	21
Jake DeBrusk	65	19	16	35	14
Charlie McAvoy	67	5	27	32	41
Ondrej Kase/Anaheim	49	7	16	23	10
/Boston	6	0	1	1	4
/Total	55	7	17	24	14
Sean Kuraly	69	6	17	23	34
Nick Ritchie/Anaheim	41	8	11	19	78
/Boston	7	1	1	2	19
/Total	48	9	12	21	97
Matt Grzelcyk	68	4	17	21	34
Anders Bjork	58	9	10	19	10
Brandon Carlo	67	4	15	19	33
Zdeno Chara	68	5	9	14	60
Chris Wagner	67	6	4	10	47
Joakim Nordstrom	48	4	3	7	17
Brett Ritchie	27	2	4	6	21
Karson Kuhlman	25	1	5	6	13
Par Lindholm	40	3	3	6	4
John Moore	24	2	1	3	11
Jeremy Lauzon	19	1	1	2	29
Connor Clifton	31	2	0	2	12
Zach Senyshyn	4	0	2	2	0
Steven Kampfer	10	0	2	2	2
Brendan Gaunce	1	0	1	1	2
Jack Studnicka	2	0	1	1	2
Peter Cehlarik	3	0	1	1	2
Paul Carey	1	0	0	0	0
Cameron Hughes	1	0	0	0	0
Trent Frederic	2	0	0	0	0
Urho Vaakanainen	5	0	0	0	0
Anton Blidh	7	0	0	0	0

Goaltender	GP	MIN	W-L-O	GA	GAA
Tuukka Rask	41	2402	26-8-6	85	2.12
Jaroslav Halak	31	1833	18-6-6	73	2.39

2019-20 NOTABLES:

Home Record.....	22-4-9
Road Record.....	22-10-3
Overall Record.....	44-14-12

- David Pastrnak wins the Rocket Richard Trophy as the NHL's leading goal scorer (tied with Alex Ovechkin), Tuukka Rask and Jaroslav Halak win the Jennings Trophy for the fewest goals allowed and Bruce Cassidy is named the Jack Adams Trophy winner as the NHL's top coach.
- David Pastrnak is named to the NHL First All-Star Team while Brad Marchand and Tuukka Rask are named Second Team NHL All-Stars.
- The Bruins won the President's Trophy as the only team in the NHL to hit 100 points in 2019-20.
- The season is paused on March 11, 2020 after 70 game due to the Coronavirus (Covid19) pandemic and was officially called on May 26, 2020.
- David Pastrnak tied an NHL record in factoring into the game's opening goal in six straight games from December 27, 2019-January 7, 2020 (5-1=6) ... He tied a club record while scoring 15 first goals of game in 2019-20 (Phil Esposito) which was the second-highest such total in NHL history.
- October 14, 2019: David Pastrnak ties a club record scoring all four goals in Boston's 4-12 win vs. Anaheim.
- October 22, 2019: Tuukka Rask played his 500th NHL game in a 4-2 win vs. the Toronto Maple Leafs.

REGULAR SEASON SCORING & RESULTS

- December 3, 2019: Jaroslav Halak joined teammate Tuukka Rask in playing his 500th NHL game in a 2-0 win vs. Carolina Hurricanes.
- December 7, 2019: A 4-1 loss to Colorado snapped Boston's home point streak at 12-0-5, which was the second-longest in team history from the start of a season.
- January 2, 2020: Zdeno Chara became the 12th player in NHL history to play in four different decades (90s, 00s, 10s,

- 20s) when he suited up vs. Columbus Blue Jackets.
- January 13, 2020: Zdeno Chara became the sixth Bruin to play 1,000 games with the team in a 6-5 overtime loss at Philadelphia Flyers.
- February 8, 2020: Tuukka Rask was in net for a 4-2 win vs. Arizona, setting a club record for home point streak from the start of a season at 12-0-6.
- February 12, 2020: David Pastrnak's hat trick saw him

- become the first Bruin with a 40-goal season since 2002-03 in a 4-1 win vs. Montreal.
- March 10, 2020: Tuukka Rask made 36 saves in a 2-0 win at Philadelphia in what would be the final game of the 2019-20 regular season before it was called due to the Covid-19 pandemic.

THE LAST TIME ... REGULAR SEASON

BRUINS TEAM

Home Shutout.....4-0 vs. Vancouver, Feb. 4, 2020
Road Shutout.....2-0 at Philadelphia, Mar. 10, 2020
Consecutive Shutouts.....6-0 at NY Islanders, Nov. 19, 2011 & 1-0 at Montreal, Nov. 21, 2011
Home Scoreless Game after 65 minutesvs. Florida, Nov. 12, 2009 (0-1 Shootout Loss)
Road Scoreless Game after 65 minutesat NY Rangers, Mar. 9, 2008 (0-1 Shootout Loss)
Penalty-Free Gameat Detroit, Nov. 21, 2018
Zero PP Opportunity Gameat Calgary, Feb. 21, 2020
Ten-Goal Game10-3 at Chicago, Oct. 16, 1988
Eleven-Goal Game11-5 at Quebec, Mar. 8, 1983
Ten-Goal Decision10-0 vs. Toronto, Dec. 20, 1979
Eleven-Goal Decision.....12-1 vs. Washington, Dec. 14, 1974
50+ Shot Game51 at Pittsburgh, Dec. 14, 2018
Five-Goal Period.....Second at Florida, Mar. 23, 2019
Six-Goal Period.....Second vs. St. Louis, Nov. 3, 1983
Seven-Goal PeriodSecond vs. Edmonton, Jan. 17, 1980
20+ Shot Period.....21, Third vs. Edmonton, Jan. 4, 2020
Shotless PeriodSecond at San Jose, Oct. 13, 2007

OPPONENT TEAM

Home Shutout.....0-3 vs. Montreal, Oct. 27, 2018
Road Shutout.....0-3 at Columbus, Jan. 14, 2020
Consecutive Shutouts.....0-1 at NY Rangers, Nov. 1, 2009 & 0-2 at Detroit, Nov. 3, 2009
Penalty-Free Gamevs. Pittsburgh, Nov. 23, 2018
Zero PP Opportunity Gameat Toronto, Oct. 19, 2019
Ten-Goal Game2-10 at Washington, Mar. 3, 2008
Eleven-Goal Game.....4-11 at Toronto, Feb. 7, 1976
Eight-Goal Decision2-10 at Washington, Mar. 3, 2008
Nine-Goal Decision0-9 at Atlanta, Mar. 9, 1976
50+ Shot Game51 at Florida, Mar. 7, 2016
Five-Goal Period.....Second vs. Vancouver, Nov. 28, 2018
Six-Goal PeriodFirst at Washington, Mar. 3, 2008
20+ Shot Period21, Second vs. Pittsburgh, Nov. 4, 2019
Shotless PeriodThird at Los Angeles, Oct. 18, 2003

BRUINS INDIVIDUAL

Hat TrickDavid Pastrnak vs. Montreal, Feb. 12, 2020
Shutout.....Tuukka Rask at Philadelphia, Mar. 10, 2020
Consecutive Shutouts.....Tim Thomas, 6-0 at NY Islanders, Nov. 19, 2011 & 1-0 at Montreal, Nov. 21, 2011
Penalty Shot.....David Pastrnak (no goal) at Florida, Dec. 14, 2019
Last Second Score, Game.....David Backes vs. St. Louis, Feb. 1, 2018
Last Second Score, Period.....David Backes, Third vs. St. Louis, Feb. 1, 2018
Four-Goal Game.....David Pastrnak vs. Anaheim, Oct. 14, 2019
Four-Assist Game.....Patrice Bergeron vs. Minnesota, Nov. 23, 2019
Five-Assist Game.....Patrice Bergeron at Ottawa, Dec. 19, 2006
Six-Assist Game.....Bobby Orr at Vancouver, Jan. 1, 1973
Five-Point Game.....Brad Marchand, 2-3=5 vs. Pittsburgh, Nov. 4, 2019
Six-Point Game.....Ray Bourque, 1-5=6 at Vancouver, Feb. 18, 1990
Seven-Point Game.....Cam Neely, 3-4=7 at Chicago, Oct. 16, 1988
Two Hat Tricks, Same GameAndy Hebenton & Dean Prentice, at Toronto, Jan. 18, 1964

OPPONENT INDIVIDUAL

Hat TrickAnthony Mantha, at Detroit, Mar. 31, 2019
Shutout.....Elvis Merzlikins, at Columbus, Jan. 14, 2020
Penalty Shot.....Logan Couture (goal) at San Jose, Feb. 18, 2019
Last Second Score, Game.....Tyler Toffoli, Los Angeles, Oct. 28, 2017
Last Second Score, PeriodAnthony Mantha, at Detroit, Mar. 31, 2019
Four-Goal Game.....Michal Nylander, Chicago, Dec. 4, 1999
Five-Goal GameDave Andreychuk, Buffalo, Feb. 6, 1986
Four-Assist Game.....Vincent Lecavalier, Tampa Bay, Nov. 4, 2006
Five-Assist Game.....Marian Stastny, Quebec, Apr. 1, 1982
Six-Assist Game.....Ron Francis, Hartford, Mar. 5, 1987
Five-Point Game.....Anthony Mantha, 3-2=5 at Detroit, Mar. 31, 2019
Six-Point Game.....Ron Francis, Hartford, (0-6=6), Mar. 5, 1987
Two Hat Tricks, Same GameEric Daze & Steve Sullivan, Chicago, Mar. 9, 2003



PLAYOFF RECORDS

YEAR-BY-YEAR STANLEY CUP RECORDS

Year	Opponent	Series	W	L	T	GF	GA	Cup Champion	Year	Opponent	Series	W	L	T	GF	GA	Cup Champion
1925	Did Not Qualify							Victoria	1976	Los Angeles Kings	QF	4	3	0	26	14	
1926	Did Not Qualify							Mtl Maroons		Philadelphia Flyers	SF	1	4	0	12	19	Canadiens
1927	Chicago Blackhawks	QF	1	0	1	10	5		1977	Los Angeles Kings	QF	4	2	0	30	24	
	New York Rangers	SF	1	0	1	3	1			Philadelphia Flyers	SF	4	0	0	14	8	
	Ottawa Senators	F	0	2	2	3	7	Ottawa		Montreal Canadiens	F	0	4	0	6	16	Canadiens
1928	New York Rangers	SF	0	1	1	2	5	NY Rangers	1978	Chicago Blackhawks	QF	4	0	0	19	9	
1929	Mtl Canadiens	SF	3	0	0	5	2			Philadelphia Flyers	SF	4	1	0	21	15	
	New York Rangers	F	2	0	0	4	1	Boston		Montreal Canadiens	F	2	4	0	13	18	Canadiens
1930	Montreal Maroons	SF	3	1	0	11	5		1979	Pittsburgh Penguins	QF	4	0	0	16	7	
	Montreal Canadiens	F	0	2	0	3	7	Canadiens		Montreal Canadiens	SF	3	4	0	20	25	Canadiens
1931	Montreal Canadiens	SF	2	3	0	13	13	Canadiens	1980	Pittsburgh Penguins	PS	3	2	0	21	14	
1932	Did Not Qualify							Toronto		New York Islanders	QF	1	4	0	14	19	Islanders
1933	Toronto Maple Leafs	SF	2	3	0	7	9	NY Rangers	1981	Minnesota North Stars	PS	0	3	0	13	20	Islanders
1934	Did Not Qualify							Chicago	1982	Buffalo Sabres	DSF	3	1	0	17	11	
1935	Toronto Maple Leafs	SF	1	3	0	2	7	Mtl Maroons		Quebec Nordiques	DF	3	4	0	26	28	Islanders
1936	Toronto Maple Leafs	QF	1	1	0	6	8	Detroit	1983	Quebec Nordiques	DSF	3	1	0	11	8	
1937	Montreal Maroons	QF	1	2	0	6	8	Detroit		Buffalo Sabres	DF	4	3	0	33	23	
1938	Toronto Maple Leafs	SF	0	3	0	3	6	Chicago		New York Islanders	SF	2	4	0	21	30	Islanders
1939	New York Rangers	SF	4	3	0	14	12		1984	Montreal Canadiens	DSF	0	3	0	2	10	Edmonton
	Toronto Maple Leafs	F	4	1	0	12	6	Boston	1985	Montreal Canadiens	DSF	2	3	0	17	19	Edmonton
1940	New York Rangers	SF	2	4	0	9	15	NY Rangers	1986	Montreal Canadiens	DSF	0	3	0	6	10	Canadiens
1941	Toronto Maple Leafs	SF	4	3	0	15	17		1987	Montreal Canadiens	DSF	0	4	0	11	19	Edmonton
	Detroit Red Wings	F	4	0	0	12	6	Boston	1988	Buffalo Sabres	DSF	4	2	0	28	22	
1942	Chicago Blackhawks	QF	2	1	0	5	7			Montreal Canadiens	DF	4	1	0	15	10	
	Detroit Red Wings	SF	0	2	0	5	9	Toronto		New Jersey Devils	CF	4	3	0	30	19	
1943	Montreal Canadiens	SF	4	1	0	18	17		1989	Edmonton Oilers	F	0	4	0	9	18	Edmonton
	Detroit Red Wings	F	0	4	0	5	16	Detroit		Buffalo Sabres	DSF	4	1	0	16	14	
1944	Did Not Qualify							Canadiens		Montreal Canadiens	DF	1	4	0	13	16	Calgary
1945	Detroit Red Wings	SF	3	4	0	22	22	Toronto	1990	Hartford Whalers	DSF	4	3	0	23	21	
1946	Detroit Red Wings	SF	4	1	0	16	10			Montreal Canadiens	DF	4	1	0	16	12	
	Montreal Canadiens	F	1	4	0	13	19	Canadiens		Washington Capitals	CF	4	0	0	15	6	
1947	Montreal Canadiens	SF	1	4	0	10	16	Toronto		Edmonton Oilers	F	1	4	0	8	20	Edmonton
1948	Toronto Maple Leafs	SF	1	4	0	13	20	Toronto	1991	Hartford Whalers	DSF	4	2	0	24	17	
1949	Toronto Maple Leafs	SF	1	4	0	10	16	Toronto		Montreal Canadiens	DF	4	3	0	18	18	
1950	Did Not Qualify							Detroit		Pittsburgh Penguins	CF	2	4	0	18	27	Pittsburgh
1951	Toronto Maple Leafs	SF	1	4	1	5	17	Toronto	1992	Buffalo Sabres	DSF	4	3	0	19	24	
1952	Montreal Canadiens	SF	3	4	0	12	18	Detroit		Montreal Canadiens	DF	4	0	0	14	8	
1953	Detroit Red Wings	SF	4	2	0	21	21			Pittsburgh Penguins	CF	0	4	0	7	19	Pittsburgh
	Montreal Canadiens	F	1	4	0	9	16	Canadiens	1993	Buffalo Sabres	DSF	0	4	0	12	19	Canadiens
1954	Montreal Canadiens	SF	0	4	0	4	16	Detroit	1994	Montreal Canadiens	CQF	4	3	0	22	20	
1955	Montreal Canadiens	SF	1	4	0	9	16	Detroit		New Jersey Devils	CSF	2	4	0	17	22	NY Rangers
1956	Did Not Qualify							Canadiens	1995	New Jersey Devils	CQF	1	4	0	5	14	New Jersey
1957	Detroit Red Wings	SF	4	1	0	15	14		1996	Florida Panthers	CQF	1	4	0	16	22	Colorado
	Montreal Canadiens	F	1	4	0	6	15	Canadiens	1997	Did Not Qualify						Detroit	
1958	New York Rangers	SF	4	2	0	28	16		1998	Washington Capitals	CQF	2	4	0	13	15	Detroit
	Montreal Canadiens	F	2	4	0	14	16	Canadiens	1999	Carolina Hurricanes	CQF	4	2	0	16	10	
1959	Toronto Maple Leafs	SF	3	4	0	21	20	Canadiens		Buffalo Sabres	CSF	2	4	0	14	17	Dallas
1960	Did Not Qualify							Canadiens	2000	Did Not Qualify						New Jersey	
1961	Did Not Qualify							Chicago	2001	Did Not Qualify						Colorado	
1962	Did Not Qualify							Toronto	2002	Montreal Canadiens	CQF	2	4	0	18	20	Detroit
1963	Did Not Qualify							Toronto	2003	New Jersey Devils	CQF	1	4	0	8	13	New Jersey
1964	Did Not Qualify							Toronto	2004	Montreal Canadiens	CQF	3	4	0	14	19	Tampa Bay
1965	Did Not Qualify							Canadiens	2005	NHL Season Cancelled							
1966	Did Not Qualify							Canadiens	2006	Did Not Qualify						Carolina	
1967	Did Not Qualify							Toronto	2007	Did Not Qualify						Anaheim	
1968	Montreal Canadiens	QF	0	4	0	8	15	Canadiens	2008	Montreal Canadiens	CQF	3	4	0	15	19	Detroit
1969	Toronto Maple Leafs	QF	4	0	0	24	5		2009	Montreal Canadiens	CQF	4	0	0	17	6	
	Montreal Canadiens	SF	2	4	0	16	15	Canadiens		Carolina Hurricanes	CSF	3	4	0	17	16	Pittsburgh
1970	New York Rangers	QF	4	2	0	25	16		2010	Buffalo Sabres	CQF	4	2	0	16	15	
	Chicago Blackhawks	SF	4	0	0	20	10			Philadelphia Flyers	CSF	3	4	0	20	22	Chicago
	St. Louis Blues	F	4	0	0	20	7	Boston	2011	Montreal Canadiens	CQF	4	3	0	17	17	
1971	Montreal Canadiens	QF	3	4	0	26	28	Canadiens		Philadelphia Flyers	CSF	4	0	0	20	7	
1972	Toronto Maple Leafs	QF	4	1	0	18	10			Tampa Bay Lightning	CF	4	3	0	21	21	
	St. Louis Blues	SF	4	0	0	28	8			Vancouver Canucks	F	4	3	0	23	8	Boston
	New York Rangers	F	4	2	0	18	16	Boston	2012	Washington Capitals	CQF	3	4	0	15	16	Los Angeles
1973	New York Rangers	QF	1	4	0	11	22	Canadiens	2013	Toronto Maple Leafs	CQF	4	3	0	22	18	
1974	Toronto Maple Leafs	QF	4	0	0	17	9			New York Rangers	CSF	4	1	0	16	10	
	Chicago Blackhawks	SF	4	2	0	28	20			Pittsburgh Penguins	CF	4	0	0	12	2	
	Philadelphia Flyers	F	2	4	0	13	15	Philadelphia		Chicago Blackhawks	F	2	4	0	15	17	Chicago
1975	Chicago Blackhawks	PS	1	2	0	15	12	Philadelphia									

Bold indicates Boston Stanley Cup championship post-seasons

YEAR-BY-YEAR STANLEY CUP RECORDS

Year	Opponent	Series	W	L	T	GF	GA	Cup Champion
2014	Detroit Red Wings	Rd1	4	1	0	13	6	Los Angeles Chicago Pittsburgh
	Montreal Canadiens	Rd2	3	4	0	16	20	
	Did Not Qualify							
2015	Did Not Qualify							Pittsburgh
2016	Did Not Qualify							Pittsburgh
2017	Ottawa Senators	Rd1	2	4	0	13	15	Washington
2018	Toronto Maple Leafs	Rd1	4	3	0	28	20	
	Tampa Bay Lightning	Rd2	1	4	0	13	17	

2019	Toronto Maple Leafs	Rd1	4	3	0	23	17	St. Louis
	Columbus Blue Jackets	Rd2	4	2	0	17	11	
	Carolina Hurricanes	CF	4	0	0	17	5	
	St. Louis Blues	F	3	4	0	22	18	
2020	Carolina Hurricanes	Rd1	4	1	0	15	11	Tampa Bay
	Tampa Bay Lightning	Rd2	1	4	0	10	19	

Bold indicates Boston Stanley Cup championship post-seasons



SUMMARY OF PLAYOFF SERIES

Stanley Cup Championships: 6 - vs. NY Rangers, 1929 & 1972
 - vs. Toronto, 1939
 - vs. Detroit, 1941
 - vs. St. Louis, 1970
 - vs. Vancouver, 2011

		Total Series	W	L	Best-of-Seven Series	W	L
Preliminary Series, Division Semi-Finals, Conference Quarter-Finals and Round Ones:		34	18	16	26	15	11
Quarter-Finals, Division Finals, Conference Semi-Finals and Round Twos:		33	18	15	29	16	13
Semi-Finals and Conference Championships:		42	20	22	33	17	16
Final Series:		20	6	14	17	5	12
Series Ending in Two Games:		7	3	4	-	-	-
Series Ending in Three Games:		8	2	6	-	-	-
Series Ending in Four Games:		28	18	10	23	15	8
Series Ending in Five Games:		33	13	20	29	12	17
Series Ending in Six Games:		25	11	14	25	11	14
Series Ending in Seven Games:		28	15	13	28	15	13
When Leading a Series:	1-0	69	44	25	55	38	18
	2-0	37	30	7	32	25	7
	3-0	22	21	1	21	20	1
	2-1	37	27	10	33	23	10
	3-1	22	20	2	22	20	2
	3-2	27	22	5	27	22	5
When Trailing a Series:	0-1	55	16	39	49	15	34
	0-2	34	2	32	28	2	26
	0-3	19	0	19	15	0	15
	1-2	42	11	31	35	10	25
	1-3	24	0	24	24	0	24
	2-3	25	4	21	25	4	21
When a Series is Tied:	1-1	53	28	25	44	25	18
	2-2	39	19	20	35	18	17
	3-3	28	15	13	28	15	13
Game One Record:		123	66	57	105	56	49
Game Two Record When Leading 1-0:		67	37	30	55	32	23
Game Two Record When Trailing 0-1:		57	23	34	49	21	28
Game Three Record When Leading 2-0:		36	22	14	32	21	11
Game Three Record When Tied 1-1:		52	24	28	44	22	22
Game Three Record When Trailing 0-2:		32	13	19	28	13	15
Game Four Record When Leading 3-0:		21	15	6	21	15	6
Game Four Record When Leading 2-1:		37	19	18	33	16	17
Game Four Record When Trailing 1-2:		39	21	18	35	18	17
Game Four Record When Trailing 0-3:		15	7	8	15	7	8
Game Five Record When Leading 3-1:		22	12	10	22	12	10
Game Five Record When Tied 2-2:		39	18	21	35	17	18
Game Five Record When Trailing 1-3:		24	7	17	24	7	17
Game Six Record When Leading 3-2:		27	11	16	27	11	16
Game Six Record When Trailing 2-3:		25	12	13	25	12	13
Game Seven Record:		28	15	13	28	15	13

All Series Note: Records beyond total games do not reflect any series involving ties.

Best-of-Seven Series Note: Records beyond total games do not reflect 1951 SF series in which game two ended in a tie. That series went six games (W-T-L-L-L-L).

PLAYOFF RECORDS VS. TEAMS

Opponent	Series	W	L	GP	W	L	T	GF	GA	Last Series	
Montreal Canadiens	34	9	25	177	71	106	0	436	531	2014 Rd 2	(Lost 3-4)
Toronto Maple Leafs	16	8	8	83	42	40	1	226	205	2019 Rd 1	(Won 4-3)
New York Rangers	10	7	3	47	26	19	2	130	114	2013 CSF	(Won 4-1)
Buffalo Sabres	8	6	2	45	25	20	-	155	145	2010 CQF	(Won 4-2)
Detroit Red Wings	8	5	3	38	23	15	0	109	104	2014 Rd 1	(Won 4-1)
Chicago Blackhawks	7	5	2	28	18	9	1	112	80	2013 F	(Lost 2-4)
Carolina Hurricanes*	6	5	1	35	23	12	-	112	80	2020 Rd 1	(Won 4-1)
Philadelphia Flyers	6	3	3	32	18	14	-	101	90	2011 CSF	(Won 4-0)
Pittsburgh Penguins	5	3	2	23	13	10	-	74	69	2013 CF	(Won 4-0)
New Jersey Devils	4	1	3	23	8	15	-	60	68	2003 CQF	(Lost 1-4)
St. Louis Blues	3	2	1	15	11	4	-	70	33	2019 F	(Lost 3-4)
Tampa Bay Lightning	3	1	2	18	6	12	-	46	60	2020 Rd 2	(Lost 1-4)
Washington Capitals	3	1	2	18	9	9	-	44	39	2012 CQF	(Lost 3-4)
Los Angeles Kings	2	2	0	13	8	5	-	56	38	1977 QF	(Won 4-2)
Colorado Avalanche**	2	1	1	11	6	5	-	37	36	1983 DSF	(Won 3-1)
New York Islanders	2	0	2	11	3	8	-	35	49	1983 SF	(Lost 2-4)
Edmonton Oilers	2	0	2	9	1	8	-	20	41	1990 F	(Lost 1-4)
Vancouver Canucks	1	1	0	7	4	3	-	23	8	2011 F	(Won 4-3)
Columbus Blue Jackets	1	1	0	6	4	2	-	17	11	2019 Rd 2	(Won 4-2)
Dallas Stars***	1	0	1	3	0	3	-	13	20	1981 PS	(Lost 0-3)
Florida Panthers	1	0	1	5	1	4	-	16	22	1996 CQF	(Lost 1-4)
Ottawa Senators	1	0	1	6	2	4	-	13	15	2017 Rd 1	(Lost 2-4)
Defunct Clubs****	3	1	2	11	4	5	2	20	20		
Total	129	62	67	657	326	334	6	1925	1878		

HOME & ROAD RECORDS VS. TEAMS

Opponent	Home					Road				
	W	L	T	GF	GA	W	L	T	GF	GA
Buffalo Sabres	17	7	-	87	66	8	13	-	68	79
Carolina Hurricanes*	13	6	-	61	39	10	6	-	51	41
Chicago Blackhawks	10	5	1	70	50	8	4	0	42	39
Colorado Avalanche**	4	2	-	24	18	2	3	-	13	18
Columbus Blue Jackets	2	1	-	9	8	2	1	-	8	3
Dallas Stars***	0	2	-	10	14	0	1	-	3	6
Detroit Red Wings	12	7	-	51	43	11	8	-	58	61
Edmonton Oilers	0	4	-	11	23	1	4	-	9	18
Florida Panthers	1	1	-	8	6	0	3	-	8	16
Los Angeles Kings	5	2	-	31	12	3	3	-	25	26
Montreal Canadiens	47	40	0	237	228	24	66	0	199	303
New Jersey Devils	4	8	-	36	35	4	7	-	24	30
New York Islanders	2	4	-	18	18	1	4	-	17	31
New York Rangers	17	8	1	86	61	9	11	1	44	53
Ottawa Senators	0	3	-	5	8	2	1	-	8	7
Philadelphia Flyers	11	6	-	57	46	7	8	-	44	44
Pittsburgh Penguins	8	4	-	40	37	5	6	-	345	32
St. Louis Blues	5	3	-	32	18	6	1	-	38	15
Tampa Bay Lightning	3	6	-	20	32	3	6	-	26	28
Toronto Maple Leafs	23	21	0	125	98	19	19	1	101	105
Vancouver Canucks	3	0	-	17	3	1	3	-	6	5
Washington Capitals	3	6	-	18	20	6	3	-	26	19
Defunct Clubs****	2	3	1	11	9	2	2	1	9	11

* – includes games played vs. franchise as Hartford Whalers

** – all games played vs. franchise as Quebec Nordiques

*** – all games played vs. franchise as Minnesota North Stars

**** – defunct clubs are Ottawa Senators (1927) and Montreal Maroons (1930 & 1937)

PLAYOFF RECORDS

TEAM

* – denotes NHL record

OVERALL

Most Consecutive Playoff Appearances.....29; 1968-96*
Most Consecutive Wins.....11;
Ten games in 1970, first game of QF in 1971
Most Consecutive Losses.....9; Last three games of F in 1953,
four games in 1954, first two games of SF in 1955

ONE PLAYOFF YEAR

Most Games Played.....25; 2011
Most Overtime Games.....8; 2013
Most Shutouts.....4; 2011
Most Wins.....16; 2011
Most Wins, Home.....10; 2011
Most Wins, Road.....8; 2019
Most Overtime Wins.....5; 2013
Most Consecutive Wins.....10; 1970
Most Losses.....10; 1988
Most Losses, Home.....6; 2019
Most Losses, Road.....8; 1988
Most Overtime Losses.....3; 1976, 1993, 2013, 2017
Most Power Play Goals.....24; 1991, 2019
Most Power Play Goals Against.....22; 1988
Most Shorthanded Goals.....5; 1969 & 1970
Most Shorthanded Goals Against.....2; 6x, last 2013

ONE PLAYOFF SERIES

TWO-GAME SERIES:

Most Goals.....10; 1927 QF vs. Chicago
Most Goals Against.....8; 1936 QF vs. Toronto
Most Goals, Both Teams.....15; 1927 QF vs. Chicago
Fewest Goals.....2; 1928 SF vs. NY Rangers
Fewest Goals Against.....1; 1927 SF vs. NY Rangers,
1929 F vs. NY Rangers
Fewest Goals, Both Teams.....4; 1927 SF vs. NY Rangers

THREE-GAME SERIES:

Most Goals.....15; 1975 PS vs. Chicago
Most Goals Against.....20; 1981 PS vs. Minnesota
Most Goals, Both Teams.....33; 1981 PS vs. Minnesota*
Fewest Goals.....2; 1984 DSF vs. Montreal
Fewest Goals Against.....2; 1929 SF vs. Montreal
Fewest Goals, Both Teams.....7; 1929 SF vs. Montreal*

FOUR-GAME SERIES:

Most Goals.....28; 1972 SF vs. St. Louis*
Most Goals Against.....19; 1987 DSF vs. Montreal,
1992 SF vs. Pittsburgh, 1993 DSF vs. Buffalo
Most Goals, Both Teams.....36; 1972 SF vs. St. Louis*
Fewest Goals.....2; 1935 SF vs. Toronto
Fewest Goals Against.....2; 2013 CF vs. Pittsburgh
Fewest Goals, Both Teams.....9; 1935 SF vs. Toronto*

FIVE-GAME SERIES:

Most Goals.....21; 1978 SF vs. Philadelphia, 1980 QF vs. Pittsburgh
Most Goals Against.....22; 1973 QF vs. NY Rangers, 1996 CQF vs. Florida
Most Goals, Both Teams.....38; 1996 CQF vs. Florida
Fewest Goals.....5; 1995 CQF vs. New Jersey
Fewest Goals Against.....6; 1939 F vs. Toronto, 2014 Rd 1 vs. Detroit
Fewest Goals, Both Teams.....16; 1933 SF vs. Toronto

SIX-GAME SERIES:

Most Goals.....30; 1977 QF vs. Los Angeles
Most Goals Against.....30; 1983 SF vs. NY Islanders
Most Goals, Both Teams.....54; 1977 QF vs. Los Angeles
Fewest Goals.....5; 1951 SF vs. Toronto*
Fewest Goals Against.....10; 1999 CQF vs. Carolina
Fewest Goals, Both Teams.....22; 1951 SF vs. Toronto

SEVEN-GAME SERIES:

Most Goals.....33; 1983 DF vs. Buffalo
Most Goals Against.....28; 1971 QF vs. Montreal, 1982 DF vs. Quebec
Most Goals, Both Teams.....56; 1983 DF vs. Buffalo
Fewest Goals.....12; 1952 SF vs. Montreal
Fewest Goals Against.....8; 2011 F vs. Vancouver*
Fewest Goals, Both Teams.....26; 1939 SF vs. NY Rangers

OVERTIME:

Most Games.....4; 1933 SF vs. Toronto, 1939 SF vs. NY Rangers;
2012 CQF vs. Washington; 2017 Rd 1 vs. Ottawa

POWER PLAY:

Most Goals.....11; 1976 QF vs. Los Angeles, 1988 SF vs. New Jersey
Most Goals Against.....11; 1988 DSF vs. Buffalo
Most Goals, Both Teams.....17; 1988 DSF vs. Buffalo
Boston scored 6; Buffalo scored 11

SHORTHANDED:

Most Goals.....4; 1958 SF vs. NY Rangers
Most Goals Against.....4; 1981 PS vs. Minnesota, 1989 DSF vs. Buffalo
Most Goals, Both Teams.....7; 1958 SF vs. NY Rangers*
Boston scored 4; NY Rangers scored 3

PENALTIES:

Most Penalties.....95; 1988 DSF vs. Buffalo
Most Penalty Minutes.....308; 1988 DSF vs. Buffalo
Most Penalty Minutes, Both Teams.....611; 1988 DSF vs. Buffalo
Boston recorded 308; Buffalo recorded 303

ONE PLAYOFF GAME

Most Goals.....10; Apr. 2, 1969, 10-0 vs. Toronto,
Apr. 20, 1972, 10-2 vs. St. Louis
Most Goals Against.....9; Apr. 9, 1981, 6-9 vs. Minnesota,
Apr. 29, 1992, 3-9 at Buffalo
Most Goals, Both Teams.....15; Apr. 9, 1981, 6-9 vs. Minnesota
Most Power Play Goals.....6; Apr. 2, 1969 vs. Toronto*
Most Power Play Goals Against.....4; Apr. 5, 1989 vs. Buffalo,
Apr. 29, 1992 at Buffalo
Most Power Play Goals, Both Teams.....6; Apr. 2, 1969,
Boston 6, Toronto 0; Apr. 21, 1974, Boston 3, Chicago 3
Most Shorthanded Goals.....3; Apr. 11, 1981 at Minnesota*
Most Shorthanded Goals Against.....2; Mar. 19, 1940 at NY Rangers,
Apr. 1, 1958 vs. NY Rangers, Apr. 5, 1989 vs. Buffalo
Most Shorthanded Goals, Both Teams.....4, Apr. 11, 1981,*
Boston 3, Minnesota 1
Most Penalties.....23; Apr. 9, 1988 vs. Buffalo
Most Penalty Minutes.....126; Apr. 17, 1980 vs. NY Islanders
Most Penalty Minutes, Both Teams.....254; Apr. 17, 1980,
Boston 126, NY Islanders 128
Most Shots**.....89; Apr. 3, 1933 at Toronto (6 OT);
61; Apr. 25, 1994 vs. Montreal
Most Shots Against**.....112; Apr. 3, 1933 at Toronto (6 OT)
63; June 12, 2013 at Chicago
Fewest Shots**.....12; Mar. 28, 1951 at Toronto;
May 20, 1988 at Edmonton
Fewest Shots Against**.....12; Apr. 6, 1939 vs. Toronto;
Apr. 19, 1978 vs. Chicago

** – Shots on goal were not kept as an official NHL statistic until the 1955-56 season. Records prior to that season are unofficial.

PLAYOFF RECORDS

ONE PLAYOFF PERIOD

Most Goals	6; Apr. 11, 1991 vs. Hartford (3rd)
Most Goals Against	6; Mar. 26, 1936 at Toronto (2nd)
Most Goals, Both Teams	7; Mar. 26, 1936 (2nd), Toronto 6, Boston 1; Apr. 20, 1972 (3rd), Boston 5, St. Louis 2; Apr. 14, 1985 (2nd), Boston 5, Montreal 2
Most Power Play Goals.....	4; Apr. 11, 1991 vs. Hartford (3rd)*
Most Power Play Goals Against	4; Mar. 26, 1936 at Toronto (2nd)*
Most Power Play Goals, Both Teams.....	4; 2x, last Apr. 11, 1991 (3rd) Boston scored 4, Hartford scored 0
Most Shorthanded Goals.....	2; 6x, last, Apr. 6, 1988 vs. Buffalo (1st)
Most Shorthanded Goals Against	1; 37x, last, Aug. 12, 2020 vs. Carolina (2nd)
Most Shorthanded Goals, Both Teams.....	2; 6x last, Apr. 6, 1988 (1st), Boston 2, Buffalo 0
Most Penalties.....	18; Apr. 17, 1980 vs. NY Islanders (1st)
Most Penalty Minutes	124; Apr. 17, 1980 vs. NY Islanders (1st)
Most Penalty Minutes, Both Teams.....	248; Apr. 17, 1980* Boston 124, NY Islanders 124 (1st)
Most Shots**	26; Apr. 22, 1969 at Montreal (2nd)
Most Shots Against**	26; Apr. 4, 1927 at NY Rangers (3rd)
Fewest Shots**	0; Apr. 6, 1939 vs. Toronto (2nd), Apr. 12, 2017 at Ottawa (2nd)
Fewest Shots Against**	1; 5x, last May 1, 1994 at New Jersey (3rd)

** – Shots on goal were not kept as an official NHL statistic until the 1955-56 season. Records prior to that season are unofficial.

FASTEST

Goal from Start of Period	0:10; Bobby Schmautz, Apr. 15, 1977 at Los Angeles (3rd); John Byce, May 20, 1990 at Edmonton (1st)
Goal Against from Start of Period	0:06; Don Kozak, Apr. 17, 1977 at Los Angeles (1st)
Two Goals.....	0:07; Apr. 23, 1989 vs. Montreal (2nd), Cam Neely, 14:54 & Michael Thelven, 15:01
Two Goals, One Player.....	0:11; Apr. 25, 1991 vs. Montreal (3rd), Cam Neely, 7:58 & 8:09
Two Goals Against.....	0:06; Apr. 21, 1994 at Montreal (2nd), Mike Keane, 11:50 & Gilbert Dionne, 11:56
Two Goals Against, One Player	0:31; Mar. 25, 1954 at Montreal (1st), Bernard Geoffrion, 5:57 & 6:28
Two Goals, Both Teams.....	0:08; Apr. 15, 2003 vs. New Jersey (3rd) Scott Niedermayer (NJ), 1:37 & Martin Lapointe (Bos), 1:45
Three Goals.....	1:02; Mar. 30, 1952 vs. Montreal (2nd), Hal Laycoe, 2:05, Dave Creighton, 2:38 & Ed Sandford, 3:07
Three Goals, One Player.....	13:40; Apr. 8, 1982 vs. Buffalo (2nd) Barry Pederson, 0:48, 3:56 & 14:28
Three Goals Against.....	1:11; Apr. 8, 1987 at Montreal (1st), Larry Robinson, 4:37, Guy Carbonneau, 4:56 & Stephane Richer, 5:48
Three Goals Against, One Player.....	5:55; May 21, 1992 vs. Pittsburgh (1st), Kevin Stevens, 9:08, 12:42 & 15:03
Three Goals, Both Teams.....	0:38; Apr. 26, 1977 at Philadelphia (2nd), Mike Milbury (Bos), 15:01, Gary Dornhoefer (Phi), 15:16 & Jean Ratelle (Bos), 15:39
Four Goals.....	4:41; Apr. 14, 1985 vs. Montreal (2nd), Keith Crowder, 8:55, Butch Goring, 9:21, Terry O'Reilly, 13:15 & Ken Linseman, 13:36
Four Goals Against	3:27; May 3, 1983 at New York Islanders (3rd), Duane Sutter, 5:25, Mike Bossy, 6:41, Denis Potvin, 8:12 & Bobby Nystrom, 8:52
Four Goals, Both Teams.....	1:38; Apr. 26, 1977 at Philadelphia (2nd), Gregg Sheppard (Bos), 14:01, Mike Milbury (Bos), 15:01, Gary Dornhoefer (Phi) 15:16 & Jean Ratelle (Bos) 15:39
Five Goals	10:11; Apr. 8, 1970 vs. New York Rangers (2nd) Bobby Orr, 4:56 & 7:35, Derek Sanderson, 8:19, Phil Esposito 11:44 & Wayne Cashman, 15:07
Five Goals Against.....	5:59; May 3, 1983 at New York Islanders (3rd), Mike Bossy, 2:53 & 6:41, Duane Sutter, 5:25, Denis Potvin & Bobby Nystrom, 8:52

Five Goals, Both Teams	4:41; Apr. 14, 1985 vs. Montreal (2nd) Keith Crowder (Bos), 8:55, Butch Goring (Bos), 9:21, Steve Rooney (Mtl), 9:52, Terry O'Reilly (Bos), 13:15 & Ken Linseman, 13:36
------------------------------	--

INDIVIDUAL

* – denotes NHL record

CAREER

Most Games	180; Ray Bourque
Most Goals	55; Cam Neely
Most Assists.....	125; Ray Bourque
Most Assists by a Goaltender	4; Gilles Gilbert
Most Points.....	161; Ray Bourque, 36 goals & 125 assists
Most Penalty Minutes	335; Terry O'Reilly
Most Penalty Minutes by a Goaltender.....	27; Andy Moog
Most Three-or-More Goal Games.....	4; Phil Esposito
Most Power Play Goals.....	24; Cam Neely
Most Shorthanded Goals.....	6; Ed Westfall & Derek Sanderson
Most Overtime Goals.....	4; Patrice Bergeron
Most Stanley-Cup-Winning Goals.....	2; Bobby Orr
Most Wins by a Goaltender.....	53; Gerry Cheevers
Most Shutouts by a Goaltender.....	8; Gerry Cheevers
Longest Point Streak.....	18; Phil Esposito, 13-20=33, Apr. 11, 1970 - Apr. 18, 1971

ONE PLAYOFF YEAR

Most Points.....	33; Rick Middleton, 11-22=33, 1983
Most Points by a Rookie.....	19; Brad Marchand, 11-8=19, 2011
Most Points by a Defenseman.....	25; Ray Bourque, 7-18=25, 1991
Most Points by a Line	63; 19-44=63, 2013, Right Wing Nathan Horton, 7-12=19, Center David Krejci, 9-17=26 & Left Wing Milan Lucic, 7-12=19
Most Goals	16; Cam Neely, 1991
Most Goals by a Defenseman	9; Bobby Orr, 1970 & Brad Park, 1978
Most Goals by a Rookie	11; Brad Marchand, 2011
Most Overtime Goals.....	3; Mel Hill, 1939*
Most Power Play Goals.....	9; Cam Neely, 1991
Most Shorthanded Goals.....	3; Derek Sanderson, 1969*
Most Three-or-More-Goal Games.....	2; Phil Esposito, 1970 & Cam Neely, 1991
Most Assists.....	22; Rick Middleton, 1983
Most Assists by a Defenseman.....	19; Bobby Orr, 1972
Most Assists by a Rookie.....	11; Barry Pederson, 1982
Most Assists by a Goaltender	3; Gilles Gilbert, 1974
Most Penalty Minutes	124; Jay Miller, 1988
Most Penalty Minutes by a Goaltender.....	17; Andy Moog, 1992
Longest Point Streak.....	14; Bobby Orr, 9-11=20, 1970
Most Minutes Played by a Goaltender	1542; Tim Thomas, 2011
Longest Win Streak by a Goaltender.....	10; Gerry Cheevers, 1970

ONE PLAYOFF SERIES

Most Points.....	19; Rick Middleton, 5-14=19, 1983 DF vs. Buffalo*
Most Goals	8; Jerry Toppazzini, 1958 SF vs. NY Rangers & Bobby Schmautz, 1977 QF vs. Los Angeles
Most Power Play Goals.....	4; 4x, last Cam Neely, 1991 DF vs. Montreal
Most Shorthanded Goals.....	2; Jerry Toppazzini, 1958 SF vs. NY Rangers, Derek Sanderson, 1969 SF vs. Montreal & Bobby Lalonde, 1981 PS vs. Minnesota
Most Overtime Goals.....	3; Mel Hill, 1939 SF vs. NY Rangers*
Most Assists.....	14, Rick Middleton, 1983 DF vs. Buffalo*

PLAYOFF RECORDS

ONE PLAYOFF GAME

Most Points.....	6; Phil Esposito, 4-2=6, Apr. 2, 1969 vs. Toronto & Rick Middleton, 2-4=6, Apr. 18, 1983 at Buffalo & David Pastrnak, 3-3=6, Apr. 14, 2018 vs. Toronto
Most Points Against.....	6; Dickie Moore, 2-4=6, Mar. 25, 1954 at Montreal
Most Goals	4; Phil Esposito, Apr. 2, 1969 vs. Toronto
Most Goals by a Defenseman	3; Bobby Orr, Apr. 11, 1971 at Montreal*
Most Power Play Goals.....	3; Phil Esposito, Apr. 2, 1969 vs. Toronto & John Bucyk, Apr. 21, 1974 vs. Chicago
Most Shorthanded Goals.....	2; Bobby Lalonde, Apr. 11, 1981 at Minnesota*
Most Goals Against.....	5; Reggie Leach, May 6, 1976 at Philadelphia
Most Assists.....	5; Don McKenney, Apr. 5, 1958 vs. NY Rangers
Most Assists Against.....	4; Dickie Moore, Mar. 25, 1954 at Montreal & Dick Redmond, Apr. 21, 1974 vs. Chicago
Most Penalty Minutes	32; Wayne Cashman, Apr. 11, 1970 at NY Rangers & Jay Miller, Apr. 9, 1988 at Buffalo
Most Shots	13; Phil Esposito, Apr. 2, 1969 vs. Toronto
Most Shots Against.....	11; Stan Mikita, Apr. 19, 1970 at Chicago

ONE PLAYOFF PERIOD

Most Points.....	4; Barry Pederson, 3-1=4, Apr. 8, 1982 vs. Buffalo (2nd)*, Peter McNab, 1-3=4, Apr. 11, 1982 at Buffalo (2nd), Ken Linseman, 2-2=4, Apr. 14, 1985 vs. Montreal (2nd) & Tyler Seguin, 2-2=4, May 17, 2011 vs. Tampa Bay (2nd)
Most Goals	3; Bobby Schumatz, Apr. 11, 1977 vs. Los Angeles (1st) & Barry Pederson, Apr. 8, 1982 vs. Buffalo (2nd)
Most Assists.....	3; Bobby Bauer, Mar. 24, 1946 at Detroit (3rd), Don McKenney, Apr. 5, 1958 vs. NY Rangers (3rd), Bobby Orr, Apr. 8, 1971 vs. Montreal (2nd), Bobby Orr, Apr. 9, 1972 at Toronto (3rd), Phil Esposito, Apr. 30, 1972 vs. NY Rangers (2nd), Jean Ratelle, Apr. 11, 1977 vs. Los Angeles (1st), Peter McNab, Apr. 11, 1982 at Buffalo (2nd), Rick Middleton, Apr. 18, 1983 at Buffalo (3rd), Ray Bourque, Apr. 20, 1983 vs. Buffalo (1st), Ray Bourque, Apr. 14, 1985 vs. Montreal (2nd), Craig Janney, Apr. 11, 1991 vs. Hartford (3rd), Adam Oates, Apr. 24, 1993 at Buffalo (1st), Zdeno Chara, May 8, 2013 at Toronto (2nd) & Torey Krug, April 14, 2018 vs. Toronto (1st)
Most Power Play Goals.....	2; Don McKenney, Mar. 29, 1958 vs. NY Rangers (1st), Phil Esposito, Apr. 2, 1969 vs. Toronto (2nd), John Bucyk, Apr. 23, 1970 vs. Chicago (2nd), John McKenzie, Apr. 23, 1972 at St. Louis (2nd), John Bucyk, Apr. 21, 1974 vs. Chicago (1st) & Cam Neely, Apr. 11, 1991 vs. Hartford (3rd)
Most Shorthanded Goals.....	2; Bobby Lalonde, Apr. 11, 1981 at Minnesota (3rd)*
Most Shots	9; Ray Bourque, Apr. 8, 1980 vs. Pittsburgh (3rd)
Most Shots Against.....	7; John Tucker, Apr. 9, 1988 at Buffalo (2nd)



Cam Neely is Boston's all-time playoff goal leader, including three post-season hat tricks.

TOP TEN CATEGORY LEADERS

GAMES PLAYED

1	Ray Bourque	180
2	Zdeno Chara	150
3	Patrice Bergeron.....	149
4	Wayne Cashman.....	145
	David Krejci.....	145
6	Don Marcotte.....	132
7	Brad Marchand.....	121
8	Rick Middleton	111
9	John Bucyk	109
10	Terry O'Reilly	108

GOALS

1	Cam Neely.....	55
2	Phil Esposito.....	46
3	Rick Middleton	45
4	Patrice Bergeron.....	42
5	John Bucyk	40
	David Krejci.....	40
7	Peter McNab.....	38
8	Brad Marchand.....	37
9	Ray Bourque	36
10	Ken R. Hodge.....	34
	Don Marcotte.....	34

ASSISTS

1	Ray Bourque	125
2	David Krejci.....	75
3	Patrice Bergeron.....	69
4	Bobby Orr.....	66
5	John Bucyk	60
6	Brad Marchand.....	58
7	Wayne Cashman.....	57
8	Phil Esposito.....	56
	Craig Janney.....	56
10	Rick Middleton	55
	Brad Park.....	55

POINTS

1	Ray Bourque	161
2	David Krejci.....	115
3	Patrice Bergeron.....	111
4	Phil Esposito.....	102
5	Rick Middleton	100
	John Bucyk	100
7	Brad Marchand.....	95
8	Bobby Orr.....	92
9	Wayne Cashman.....	88
10	Cam Neely.....	87



Ray Bourque is Boston's all-time playoff leader in games, assists and points.

THREE-PLUS GOAL COMEBACKS

Date	Leading Score				Period	Final Score				Round		
Mar. 24, 1931	Montreal	4	at	Boston	1	Third	Montreal	4	at	Boston	*5	SF
Mar. 21, 1943	Montreal	3	at	Boston	0	Second	Montreal	4	at	Boston	5	SF
Apr. 5, 1983	Quebec	3	at	Boston	0	Second	Quebec	3	at	Boston	*4	DSF
Apr. 14, 1985	Montreal	4	at	Boston	1	Second	Montreal	6	at	Boston	7	DSF
Apr. 6, 1989	Buffalo	3	at	Boston	0	Second	Buffalo	3	at	Boston	5	DSF
Apr. 11, 1990	Boston	2	at	Hartford	5	Third	Boston	6	at	Hartford	5	DSF
May 13, 2013	Toronto	4	at	Boston	1	Third	Toronto	4	at	Boston	*5	CQF

* – overtime game

THREE-PLUS GOAL BLOWN LEADS

Date	Leading Score				Period	Final Score				Round		
Apr. 8, 1971	Montreal	1	at	Boston	5	Second	Montreal	7	at	Boston	5	QF
Apr. 24, 1993	Boston	5	at	Buffalo	2	Second	Boston	5	at	Buffalo	*6	DSF
May 14, 2010	Philadelphia	0	at	Boston	3	First	Philadelphia	4	at	Boston	3	CSF
May 21, 2011	Boston	3	at	Tampa Bay	0	Second	Boston	3	at	Tampa Bay	5	CF

* – overtime game

PLAYOFF PENALTY SHOTS FOR

Date	Shooting Team		Shooter	Defending Team	Goaltender	Score	Game Score
Apr. 9, 1981	at Boston Bruins		Peter McNab	Minnesota North Stars	Don Beaupre	No	6-9

PLAYOFF PENALTY SHOTS AGAINST

Date	Shooting Team		Shooter	Defending Team	Goaltender	Score	Game Score
Mar. 25, 1937	Montreal Maroons		Lionel Conacher	at Boston Bruins	Cecil Thompson	No	4-0
Apr. 9, 1988	at Buffalo Sabres		John Tucker	Boston Bruins	Andy Moog	Yes	2-6
May 3, 1990	Washington Capitals		Kelly Miller	at Boston Bruins	Andy Moog	No	5-3
May 18, 1990	Edmonton Oilers		Petr Klima	at Boston Bruins	Reggie Lemelin	No	2-7
May 12, 2010	at Philadelphia Flyers		Ville Leino	Boston Bruins	Tuukka Rask	No	1-2
Apr. 11, 2019	Toronto Maple Leafs		Mitch Marner	at Boston Bruins	Tuukka Rask	Yes	1-4
May 2, 2019	at Columbus Blue Jackets		Boone Jenner	Boston Bruins	Tuukka Rask	No	4-1

BOSTON BRUINS STANLEY CUP CHAMPIONSHIP TEAMS

1928-29: Cecil "Tiny" Thompson, Bill Carson, Aubrey "Dit" Clapper, Cy Dennery, Frank Frederickson, Norman "Dutch" Gainor, Percy Galbraith, Red Green, Lionel Hitchman, Lloyd Klein, Myles Lane, Mickey Mackay, Harry Oliver, Eric Pettinger, Eddie Rodden, Eddie Shore, Ralph "Cooney" Weiland, Coach Art Ross

1938-39: Frank Brimsek, Bobby Bauer, Aubrey "Dit" Clapper, Roy Conacher, Bill Cowley, Jack Crawford, Woody Dumart, Harry Frost, Ray Getliffe, Red Hamill, Mel Hill, Bill "Flash" Hollett, Pat McCreavy, Gord Pettinger, Jack Portland, Terry Reardon, Charlie Sands, Milt Schmidt, Jack Shewchuk, Eddie Shore, Ralph "Cooney" Weiland, Coach Art Ross

1940-41: Frank Brimsek, Bobby Bauer, Herb Cain, Aubrey "Dit" Clapper, Roy Conacher, Bill Cowley, John Crawford, Woody Dumart, Mel Hill, Bill "Flash" Hollett, Art Jackson, Pat McCreavy, Terry Reardon, Jack Shewchuk, Des Smith, Milt Schmidt, Eddie Wiseman, Coach Ralph "Cooney" Weiland

1969-70: Gerry Cheevers, Ed Johnston, John Adams, Don Awrey, Garnet "Ace" Bailey, Ivan Boldirev, John Bucyk, Wayne Carleton, Wayne Cashman, Gary Doak, Phil Esposito, Ted Green, Ken Hodge, Bill Lesuk, Jim Lorentz, Don Marcotte, John McKenzie, Ron Murphy, Bobby Orr, Derek Sanderson, Dan Schock, Dallas Smith, Rick Smith, Bill Speer, Fred Stanfield, Ed Westfall, Coach Harry Sinden

1971-72: Gerry Cheevers, Ed Johnston, Don Awrey, Garnet "Ace" Bailey, John Bucyk, Wayne Cashman, Phil Esposito, Ted Green, Ken Hodge, Don Marcotte, John McKenzie, Bobby Orr, Derek Sanderson, Dallas Smith, Fred Stanfield, Carol Vadnais, Mike Walton, Ed Westfall, Coach Tom Johnson

2010-11: Tim Thomas, Tuukka Rask, Patrice Bergeron, Johnny Boychuk, Gregory Campbell, Zdeno Chara, Andrew Ference, Nathan Horton, Tomas Kaberle, Chris Kelly, David Krejci, Milan Lucic, Brad Marchand, Adam McQuaid, Daniel Paille, Rich Peverley, Mark Recchi, Michael Ryder, Marc Savard, Tyler Seguin, Dennis Seidenberg, Shawn Thornton, Coach Claude Julien

Note: Listings include all players and head coach engraved on the Stanley Cup that year.

PLAYOFF OVERTIME RECORDS

	GP	W	L	T	Last	Score	Round	Scorer/Time
Overall	139	59	77	3				
Home	67	32	34	1	Aug. 12, 2020	Car 3 / Bos 4	Rd 1	Patrice Bergeron / 21:13
Road	72	27	43	2	Aug. 30, 2020	Bos 2 / TB 3	Rd 2	Victor Hedman / 34:10
Longest Overtime					April 3, 1933	Bos 0 at Tor 1	SF	Ken Doraty / 104:46
Shortest Overtime					June 4, 2011	Bos 2 at Van 3	F	Alexandre Burrows / 0:11
		GP		W	L	Last		
One-Overtime Games:	110		46	64	Aug. 25, 2020	Bos 3 at TB 4	Rd 2	
Two-Overtime Games:	20		10	10	Aug. 30, 2020	Bos 2 at TB 3	Rd 2	
Three-Overtime Games:	5		3	2	June 12, 2013	Bos 3 at Chi 4	F	
Four-Overtime Games:	0							
Five-Overtime Games:	0							
Six-Overtime Games:	1		0	1	Apr. 3, 1933	Bos 0 at Tor 1	SF	

PLAYOFF OVERTIME VICTORIES

Date	Team	at	Team	Scorer	Time	Round
Mar. 20, 1930	Boston Bruins	2 at	Montreal Maroons	1 Harry Oliver	45:35	SF
Mar. 24, 1931	Montreal Canadiens	4 at	Boston Bruins	5 Cooney Weiland	18:56	S
Mar. 25, 1933	Toronto Maple Leafs	1 at	Boston Bruins	2 Marty Barry	14:14	SF
Mar. 30, 1933	Boston Bruins	2 at	Toronto Maple Leafs	1 Eddie Shore	4:23	SF
Mar. 23, 1935	Toronto Maple Leafs	0 at	Boston Bruins	1 Dit Clapper	33:26	SF
Mar. 21, 1939	Boston Bruins	2 at	New York Rangers	1 Mel Hill	59:25	SF
Mar. 23, 1939	New York Rangers	2 at	Boston Bruins	3 Mel Hill	8:24	SF
Apr. 2, 1939	New York Rangers	1 at	Boston Bruins	2 Mel Hill	48:00	SF
Mar. 22, 1942	Boston Bruins	2 at	Chicago Blackhawks	1 Des Smith	6:51	QF
Mar. 21, 1943	Montreal Canadiens	4 at	Boston Bruins	5 Don Gallinger	12:30	SF
Mar. 25, 1943	Boston Bruins	3 at	Montreal Canadiens	2 Harvey Jackson	3:20	SF
Mar. 30, 1943	Montreal Canadiens	4 at	Boston Bruins	5 Ab DeMarco	3:41	SF
Mar. 28, 1946	Detroit Red Wings	3 at	Boston Bruins	4 Don Gallinger	9:51	SF
Apr. 7, 1946	Montreal Canadiens	2 at	Boston Bruins	3 Terry Reardon	15:13	F
Mar. 27, 1949	Boston Bruins	5 at	Toronto Maple Leafs	4 Woody Dumart	16:14	SF
Mar. 29, 1953	Detroit Red Wings	1 at	Boston Bruins	2 Jack McIntyre	12:29	SF
Mar. 27, 1958	Boston Bruins	4 at	New York Rangers	3 Jerry Toppazzini	4:46	SF
May 10, 1970	St. Louis Blues	3 at	Boston Bruins	4 Bobby Orr	0:40	F
Apr. 14, 1974	Boston Bruins	4 at	Toronto Maple Leafs	3 Ken Hodge	1:27	QF
Apr. 24, 1977	Boston Bruins	4 at	Philadelphia Flyers	3 Rick Middleton	2:57	SF
Apr. 26, 1977	Boston Bruins	5 at	Philadelphia Flyers	4 Terry O'Reilly	30:07	SF
Apr. 19, 1978	Chicago Blackhawks	3 at	Boston Bruins	4 Terry O'Reilly	1:50	QF
Apr. 21, 1978	Boston Bruins	4 at	Chicago Blackhawks	3 Peter McNab	10:17	QF
May 2, 1978	Philadelphia Flyers	2 at	Boston Bruins	3 Rick Middleton	1:43	SF
May 21, 1978	Montreal Canadiens	3 at	Boston Bruins	4 Bobby Schmautz	6:22	F
May 3, 1979	Montreal Canadiens	3 at	Boston Bruins	4 Jean Ratelle	3:46	SF
Apr. 21, 1980	Boston Bruins	4 at	New York Islanders	3 Terry O'Reilly	17:13	QF
Apr. 23, 1982	Boston Bruins	6 at	Quebec Nordiques	5 Peter McNab	10:54	DF
Apr. 5, 1983	Quebec Nordiques	3 at	Boston Bruins	4 Barry Pederson	1:46	DSF
Apr. 24, 1983	Buffalo Sabres	2 at	Boston Bruins	3 Brad Park	1:52	DF
Apr. 21, 1990	Montreal Canadiens	4 at	Boston Bruins	5 Garry Galley	3:42	DF
May 3, 1991	Boston Bruins	5 at	Pittsburgh Penguins	4 Vladimir Ruzicka	8:14	CF
Apr. 21, 1992	Buffalo Sabres	2 at	Boston Bruins	3 Adam Oates	11:14	DSF
Apr. 25, 1992	Boston Bruins	5 at	Buffalo Sabres	4 Ted Donato	2:08	DSF
May 5, 1992	Boston Bruins	3 at	Montreal Canadiens	2 Peter Douris	3:12	DF
May 3, 1994	Boston Bruins	6 at	New Jersey Devils	5 Don Sweeney	9:08	CSF
Apr. 24, 1998	Boston Bruins	4 at	Washington Capitals	3 Darren Van Impe	20:54	CQF
Apr. 30, 1999	Boston Bruins	4 at	Carolina Hurricanes	3 Anson Carter	34:45	CQF
Apr. 9, 2004	Montreal Canadiens	1 at	Boston Bruins	2 Patrice Bergeron	1:26	CQF
Apr. 13, 2004	Boston Bruins	4 at	Montreal Canadiens	3 Glen Murray	29:27	CQF
Apr. 13, 2008	Montreal Canadiens	1 at	Boston Bruins	2 Marc Savard	9:25	CQF
Apr. 21, 2010	Buffalo Sabres	2 at	Boston Bruins	3 Miroslav Satan	27:41	CQF
May 1, 2010	Philadelphia Flyers	4 at	Boston Bruins	5 Marc Savard	13:52	CSF
Apr. 21, 2011	Boston Bruins	5 at	Montreal Canadiens	4 Michael Ryder	1:59	CQF
Apr. 23, 2011	Montreal Canadiens	1 at	Boston Bruins	2 Nathan Horton	29:03	CQF

PLAYOFF OVERTIME VICTORIES

Apr. 27, 2011	Montreal Canadiens	3	at	Boston Bruins	4	Nathan Horton	5:43	CQF
May 2, 2011	Boston Bruins	3	at	Philadelphia Flyers	2	David Krejci	14:00	CSF
Apr. 12, 2012	Washington Capitals	0	at	Boston Bruins	1	Chris Kelly	1:18	CQF
Apr. 22, 2012	Boston Bruins	4	at	Washington Capitals	3	Tyler Seguin	3:17	CQF
May 8, 2013	Boston Bruins	4	at	Toronto Maple Leafs	3	David Krejci	13:06	CQF
May 13, 2013	Toronto Maple Leafs	4	at	Boston Bruins	5	Patrice Bergeron	6:05	CQF
May 16, 2013	New York Rangers	2	at	Boston Bruins	3	Brad Marchand	15:40	CSF
June 5, 2013	Pittsburgh Penguins	1	at	Boston Bruins	2	Patrice Bergeron	35:19	CF
June 15, 2013	Boston Bruins	2	at	Chicago Blackhawks	1	Daniel Paille	13:48	F
Apr. 24, 2014	Boston Bruins	3	at	Detroit Red Wings	2	Jarome Iginla	13:32	Rd 1
May 8, 2014	Boston Bruins	1	at	Montreal Canadiens	0	Matt Fraser	1:19	Rd 2
Apr. 21, 2017	Boston Bruins	3	at	Ottawa Senators	2	Sean Kuraly	30:19	Rd 1
Apr. 25, 2019	Columbus Blue Jackets	2	at	Boston Bruins	3	Charlie Coyle	5:15	Rd 2
Aug. 12, 2020	Carolina Hurricanes	3	at	Boston Bruins	4	Patrice Bergeron	21:13	Rd 1

PLAYOFF OVERTIME DEFEATS

Date	Team		at	Team		Scorer	Time	Round
Mar. 25, 1930	Montreal Maroons	1	at	Boston Bruins	0	Archie Wilcox	26:27	SF
Mar. 28, 1931	Boston Bruins	3	at	Montreal Canadiens	4	Georges Mantha	5:10	SF
Apr. 1, 1931	Boston Bruins	2	at	Montreal Canadiens	3	Wildor Larochelle	19:00	SF
Mar. 28, 1933	Toronto Maple Leafs	1	at	Boston Bruins	0	Busher Jackson	15:03	SF
Apr. 3, 1933	Boston Bruins	0	at	Toronto Maple Leafs	1	Ken Doraty	104:46	SF
Mar. 30, 1935	Boston Bruins	1	at	Toronto Maple Leafs	2	Pep Kelly	1:36	SF
Mar. 24, 1938	Boston Bruins	0	at	Toronto Maple Leafs	1	George Parsons	21:31	SF
Mar. 29, 1938	Toronto Maple Leafs	3	at	Boston Bruins	2	Gord Drillon	10:04	SF
Mar. 30, 1939	New York Rangers	2	at	Boston Bruins	1	Clint Smith	17:19	SF
Apr. 9, 1939	Toronto Maple Leafs	3	at	Boston Bruins	2	Doc Romnes	10:38	F
Mar. 29, 1941	Toronto Maple Leafs	2	at	Boston Bruins	1	Pete Langelles	17:31	SF
Mar. 29, 1945	Boston Bruins	2	at	Detroit Red Wings	3	Mud Bruneteau	17:12	SF
Mar. 30, 1946	Boston Bruins	3	at	Montreal Canadiens	4	Maurice Richard	9:08	F
Apr. 2, 1946	Boston Bruins	2	at	Montreal Canadiens	3	Jim Peters	16:55	F
Mar. 27, 1947	Boston Bruins	1	at	Montreal Canadiens	2	Ken Mosdell	5:38	SF
Apr. 3, 1947	Boston Bruins	3	at	Montreal Canadiens	4	John Quilty	36:40	SF
Mar. 24, 1948	Boston Bruins	4	at	Toronto Maple Leafs	5	Nick Metz	17:03	SF
Apr. 6, 1952	Montreal Canadiens	3	at	Boston Bruins	2	Paul Masnick	27:49	SF
Apr. 16, 1953	Boston Bruins	0	at	Montreal Canadiens	1	Elmer Lach	1:22	F
Mar. 29, 1955	Montreal Canadiens	4	at	Boston Bruins	3	Don Marshall	3:05	SF
Apr. 17, 1958	Boston Bruins	2	at	Montreal Canadiens	3	Maurice Richard	5:45	F
Mar. 28, 1959	Boston Bruins	2	at	Toronto Maple Leafs	3	Gerry Ehman	5:02	SF
Mar. 31, 1959	Boston Bruins	2	at	Toronto Maple Leafs	3	Frank Mahovlich	11:21	SF
Apr. 10, 1969	Boston Bruins	2	at	Montreal Canadiens	3	Ralph Backstrom	0:42	SF
Apr. 13, 1969	Boston Bruins	3	at	Montreal Canadiens	4	Mickey Redmond	4:55	SF
Apr. 24, 1969	Montreal Canadiens	2	at	Boston Bruins	1	Jean Beliveau	31:28	SF
Apr. 6, 1972	Toronto Maple Leafs	4	at	Boston Bruins	3	Jim Harrison	2:58	QF
Apr. 23, 1974	Boston Bruins	3	at	Chicago Blackhawks	4	Jim Pappin	3:48	SF
May 9, 1974	Philadelphia Flyers	3	at	Boston Bruins	2	Bobby Clarke	12:01	F
Apr. 10, 1975	Boston Bruins	3	at	Chicago Blackhawks	4	Ivan Boldirev	7:33	PS
Apr. 13, 1976	Los Angeles Kings	3	at	Boston Bruins	2	Butch Goring	0:27	QF
Apr. 22, 1976	Boston Bruins	3	at	Los Angeles Kings	4	Butch Goring	18:28	QF
Apr. 29, 1976	Boston Bruins	1	at	Philadelphia Flyers	2	Reggie Leach	13:38	SF
May 14, 1977	Montreal Canadiens	2	at	Boston Bruins	1	Jacques Lemaire	4:32	F
May 16, 1978	Boston Bruins	2	at	Montreal Canadiens	3	Guy Lafleur	13:09	F
May 10, 1979	Boston Bruins	4	at	Montreal Canadiens	5	Yvon Lambert	9:33	SF
Apr. 16, 1980	New York Islanders	2	at	Boston Bruins	1	Clark Gillies	1:02	QF
Apr. 17, 1980	New York Islanders	5	at	Boston Bruins	4	Bob Bourne	1:24	QF
Apr. 8, 1981	Minnesota North Stars	5	at	Boston Bruins	4	Steve Payne	3:34	PS
Apr. 18, 1982	Boston Bruins	2	at	Quebec Nordiques	3	Wilf Paiement	11:44	DF
Apr. 9, 1987	Boston Bruins	3	at	Montreal Canadiens	4	Mats Naslund	2:38	DSF
Apr. 10, 1988	Boston Bruins	5	at	Buffalo Sabres	6	John Tucker	5:32	DSF
May 4, 1988	New Jersey Devils	3	at	Boston Bruins	2	Doug Brown	17:46	CF
Apr. 19, 1989	Boston Bruins	2	at	Montreal Canadiens	3	Bobby Smith	12:24	DF
Apr. 15, 1990	Boston Bruins	2	at	Hartford Whalers	3	Kevin Dineen	12:30	DSF
May 15, 1990	Edmonton Oilers	3	at	Boston Bruins	2	Petr Klima	55:13	F
Apr. 19, 1991	Montreal Canadiens	4	at	Boston Bruins	3	Stephane Richer	0:27	DF
Apr. 27, 1991	Boston Bruins	2	at	Montreal Canadiens	3	Shayne Corson	17:47	DF

PLAYOFF OVERTIME DEFEATS

May 17, 1992	Boston Bruins	3	at	Pittsburgh Penguins	4	Jaromir Jagr	9:44	CF
Apr. 18, 1993	Buffalo Sabres	5	at	Boston Bruins	4	Bob Sweeney	11:03	DSF
Apr. 22, 1993	Boston Bruins	3	at	Buffalo Sabres	4	Yuri Khmylev	1:05	DSF
Apr. 24, 1993	Boston Bruins	5	at	Buffalo Sabres	6	Brad May	4:48	DSF
Apr. 25, 1994	Montreal Canadiens	2	at	Boston Bruins	1	Kirk Muller	17:18	CQF
May 7, 1994	New Jersey Devils	5	at	Boston Bruins	4	Stephane Richer	14:19	CSF
May 12, 1995	Boston Bruins	0	at	New Jersey Devils	1	Randy McKay	8:51	CQF
Apr. 26, 1998	Washington Capitals	3	at	Boston Bruins	2	Joe Juneau	26:31	CQF
May 3, 1998	Washington Capitals	3	at	Boston Bruins	2	Brian Bellows	15:24	CQF
Apr. 24, 1999	Boston Bruins	2	at	Carolina Hurricanes	3	Ray Sheppard	17:05	CQF
Apr. 12, 2008	Boston Bruins	2	at	Montreal Canadiens	3	Alex Kovalev	2:30	CQF
May 6, 2009	Boston Bruins	2	at	Carolina Hurricanes	3	Jussi Jokinen	2:48	CSF
May 14, 2009	Carolina Hurricanes	3	at	Boston Bruins	2	Scott Walker	18:46	CSF
May 7, 2010	Boston Bruins	4	at	Philadelphia Flyers	5	Simon Gagne	14:40	CSF
June 4, 2011	Boston Bruins	2	at	Vancouver Canucks	3	Alexandre Burrows	0:11	F
Apr. 14, 2012	Washington Capitals	2	at	Boston Bruins	1	Nicklas Backstrom	22:56	CQF
Apr. 25, 2012	Washington Capitals	2	at	Boston Bruins	1	Joel Ward	2:57	CQF
May 23, 2013	Boston Bruins	3	at	New York Rangers	4	Chris Kreider	7:03	CSF
June 12, 2013	Boston Bruins	3	at	Chicago Blackhawks	4	Andrew Shaw	52:08	F
June 19, 2013	Chicago Blackhawks	6	at	Boston Bruins	5	Brent Seabrook	9:51	F
May 1, 2014	Montreal Canadiens	4	at	Boston Bruins	3	P. K. Subban	24:17	Rd 2
Apr. 15, 2017	Boston Bruins	3	at	Ottawa Senators	4	Dion Phaneuf	1:59	Rd 1
Apr. 17, 2017	Ottawa Senators	4	at	Boston Bruins	3	Bobby Ryan	5:43	Rd 1
Apr. 23, 2017	Ottawa Senators	3	at	Boston Bruins	2	Clarke MacArthur	6:30	Rd 1
May 4, 2018	Tampa Bay Lightning	4	at	Boston Bruins	3	Dan Girardi	3:18	Rd 2
Apr. 27, 2019	Columbus Blue Jackets	3	at	Boston Bruins	2	Matt Duchene	23:42	Rd 2
May 29, 2019	St. Louis Blues	3	at	Boston Bruins	2	Carl Gunnarsson	3:51	F
Aug. 25, 2020	Boston Bruins	3	at	Tampa Bay Lightning	4	Ondrej Palat	4:40	Rd 2
Aug. 30, 2020	Boston Bruins	2	at	Tampa Bay Lightning	3	Victor Hedman	34:10	Rd 2

SHORTEST & LONGEST PLAYOFF OVERTIMES

SHORTEST OVERTIMES

Date	Team	at	Team	Time	Round
June 4, 2011	Bos	2	at Van	3 0:11	SCF
Apr. 13, 1976	LA	3	at Bos	2 0:27	QF
Apr. 19, 1991	Mtl Cdns	4	at Bos	3 0:27	DF
May 10, 1970	StL	3	at Bos	4 0:40	SCF
Apr. 10, 1969	Bos	2	at Mtl Cdns	3 0:42	SF
Apr. 16, 1980	NYI	2	at Bos	1 1:02	QF
Apr. 22, 1993	Bos	3	at Buf	4 1:05	DSF
Apr. 12, 2012	Wsh	0	at Bos	1 1:18	CQF
May 8, 2014	Bos	1	at Mtl Cdns	0 1:19	Rd 2
Apr. 16, 1953	Bos	0	at Mtl Cdns	1 1:22	SCF
Apr. 17, 1980	NYI	5	at Bos	4 1:24	QF
Apr. 9, 2004	Mtl Cdns	1	at Bos	2 1:26	CQF
Apr. 14, 1974	Bos	4	at Tor	3 1:27	QF
Mar. 30, 1935	Bos	1	at Tor	2 1:36	SF
May 2, 1978	Phi	2	at Bos	3 1:43	SF
Apr. 5, 1983	Qbc	3	at Bos	4 1:46	DSF
Apr. 19, 1978	Chi	3	at Bos	4 1:50	QF
Apr. 24, 1983	Buf	2	at Bos	3 1:52	DF
Apr. 21, 2011	Bos	5	at Mtl Cdns	4 1:59	CQF
Apr. 15, 2017	Bos	3	at Ott	4 1:59	Rd 1

LONGEST OVERTIMES

Date	Team	at	Team	Time	Round
Apr. 3, 1933	Bos	0	at Tor	1 104:46	SF
Mar. 21, 1939	Bos	2	at NYR	1 59:25	SF
May 15, 1990	Edm	3	at Bos	2 55:13	SCF
June 12, 2013	Bos	3	at Chi	4 52:08	SCF
Apr. 2, 1939	NYR	1	at Bos	2 48:00	SF
Mar. 20, 1930	Bos	2	at Mtl Mrns	1 45:35	SF
Apr. 3, 1947	Bos	3	at Mtl Cdns	4 36:40	SF
June 5, 2013	Pit	1	at Bos	2 35:19	CF
Apr. 30, 1999	Bos	4	at Car	3 34:45	CQF
Aug. 30, 2020	Bos	2	at TB	3 34:10	Rd 2
Mar. 23, 1935	Tor	0	at Bos	1 33:26	SF
Apr. 24, 1969	Mtl Cdns	2	at Bos	1 31:28	SF
Apr. 21, 2017	Bos	3	at Ott	2 30:19	Rd 1
Apr. 26, 1977	Bos	5	at Phi	4 30:07	SF
Apr. 13, 2004	Bos	4	at Mtl Cdns	3 29:27	CQF
Apr. 23, 2011	Mtl Cdns	1	at Bos	2 29:03	CQF
Apr. 6, 1952	Mtl Cdns	3	at Bos	2 27:49	SF
Apr. 21, 2010	Buf	2	at Bos	3 27:41	CQF
Apr. 26, 1998	Wsh	3	at Bos	2 26:31	CQF
Mar. 25, 1930	Mtl Mrns	1	at Bos	0 26:27	SF

PLAYOFF HAT TRICKS FOR

No	Date			Opponent	Score	Scorer	Goaltender(s)	Span
1	Mar.	31,	1927	Chicago Blackhawks	4-4	Percy Galbraith	Hugh Lehman	NA
2	Mar.	29,	1942	Detroit Red Wings	4-6	Jack McGill	Johnny Mowers	30:25
3	Apr.	3,	1958	New York Rangers	8-2	Jerry Toppazzini	Lorne Worsley	50:22
4	Apr.	2,	1969	Toronto Maple Leafs	10-0	Phil Esposito (4)	Bruce Gamble	38:32 (4) 25:46 (3)
5	Apr.	8,	1970	New York Rangers	8-2	Phil Esposito	Ed Giacomin	28:53
6	Apr.	19,	1970	at Chicago Blackhawks	6-3	Phil Esposito	Tony Esposito	22:41
7	May	3,	1970	at St. Louis Blues	6-1	John Bucyk	Jacques Plante (1); Ernie Wakely (2)	25:46
8	Apr.	11,	1971	at Montreal Canadiens	5-2	Bobby Orr	Ken Dryden (2); Empty Net (1)	28:56
9	Apr.	18,	1972	St. Louis Blues	6-1	Fred Stanfield	Jacques Caron	35:10
10	Apr.	20,	1972	St. Louis Blues	10-2	John Bucyk	Jacques Caron (1); Ernie Wakely (2)	48:54
11	Apr.	30,	1972	New York Rangers	6-5	Ken Hodge	Ed Giacomin	14:58
12	Apr.	21,	1974	Chicago Blackhawks	8-6	John Bucyk	Tony Esposito	30:50
13	Apr.	8,	1975	Chicago Blackhawks	8-2	Phil Esposito	Tony Esposito (2); Michel Dumas (1)	20:24
14	Apr.	11,	1977	Los Angeles Kings	8-3	Bobby Schmautz	Rogie Vachon	17:35
15	May	3,	1979	Montreal Canadiens	4-3/OT	Jean Ratelle	Ken Dryden	48:31
16	May	8,	1979	Montreal Canadiens	5-2	Stan Jonathan	Ken Dryden	45:22
17	Apr.	8,	1982	Buffalo Sabres	7-3	Barry Pederson	Don Edwards	13:40
18	Apr.	14,	1985	Montreal Canadiens	7-6	Ken Linseman	Steve Penney	19:36
19	Apr.	9,	1987	at Montreal Canadiens	3-4/OT	Cam Neely	Patrick Roy	18:20
20	Apr.	5,	1991	Hartford Whalers	4-3	Cam Neely	Peter Sidorkiewicz	27:16
21	Apr.	25,	1991	Montreal Canadiens	4-1	Cam Neely	Patrick Roy	29:03
22	May	25,	2011	at Tampa Bay Lightning	4-5	David Krejci	Dwayne Roloson	36:58
23	May	8,	2013	at Toronto Maple Leafs	4-3/OT	David Krejci	James Reimer	40:07
24	Apr.	14,	2018	Toronto Maple Leafs	7-3	David Pastrnak	Frederik Andersen (1); Curtis McElhinney (2)	52:58

PLAYOFF HAT TRICKS AGAINST

No	Date			Opponent	Score	Scorer	Goaltender(s)	Span
1	Mar.	26,	1936	at Toronto Maple Leafs	3-8	Charlie Conacher	Cecil Thompson	NA
2	Mar.	25,	1941	at Toronto Maple Leafs	2-7	Syl Apps	Frank Brimsek	29:25
3	Apr.	1,	1943	at Detroit Red Wings	2-6	Mud Bruneteau	Frank Brimsek	35:12
4	Apr.	7,	1943	Detroit Red Wings	0-4	Don Grosso	Frank Brimsek	55:15
5	Apr.	3,	1945	at Detroit Red Wings	3-5	Carl Liscombe (4)	Paul Bibeault	41:34 (4) 26:03 (3)
6	Apr.	1,	1947	Montreal Canadiens	1-5	Billy Reay (4)	Frank Brimsek	33:35 (4) 28:01 (3)
7	Mar.	27,	1948	at Toronto Maple Leafs	3-5	Ted Kennedy (4)	Frank Brimsek	26:43 (4) 12:30 (3)
8	Mar.	27,	1952	at Montreal Canadiens	0-4	Bernie Geoffrion	Jim Henry	47:25
9	Apr.	14,	1953	Montreal Canadiens	3-7	Maurice Richard	Gord Henry	47:29
10	Apr.	6,	1957	at Montreal Canadiens	1-5	Maurice Richard (4)	Don Simmons	27:38 (4) 6:41 (3)
11	Apr.	10,	1973	New York Rangers	3-6	Steve Vickers	Ross Brooks (2); Ed Johnston (1)	54:13
12	Apr.	15,	1976	at Los Angeles Kings	4-6	Marcel Dionne	Gilles Gilbert	26:34
13	May	6,	1976	at Philadelphia Flyers	3-6	Reggie Leach (5)	Gilles Gilbert	42:22 (5) 26:05 (4) 15:07 (3)
14	Apr.	8,	1981	Minnesota North Stars	4-5/OT	Steve Payne	Rogie Vachon	58:02
15	Apr.	5,	1983	Quebec Nordiques	4-3/OT	Peter Stastny	Pete Peeters	14:34
16	May	3,	1983	at New York Islanders	3-8	Mike Bossy	Pete Peeters	22:36
17	May	7,	1983	at New York Islanders	4-8	Mike Bossy (4)	Pete Peeters	21:54 (4) 10:04 (3)
18	Apr.	11,	1987	Montreal Canadiens	4-5	Mike McPhee	Doug Keans	17:14
19	Apr.	9,	1988	Buffalo Sabres	2-6	John Tucker (4)	Andy Moog	39:58 (4) 11:37 (3)
20	May	22,	1988	Edmonton Oilers	3-6	Esa Tikkanen	Reggie Lemelin (2); Empty Net (1)	29:15
21	May	18,	1990	Edmonton Oilers	2-7	Jari Kurri	Andy Moog (2); Reggie Lemelin (1)	36:34
22	May	21,	1992	Pittsburgh Penguins	1-5	Kevin Stevens (4)	Andy Moog	45:23 (4) 5:55 (3)

PLAYOFF SHUTOUTS FOR

No	Date	Opponent	Score	Goaltender	Saves	Round	Total Time If OT Gm
1	Apr. 2, 1927	New York Rangers	0-0	Hal Winkler	28	SF	
2	Apr. 7, 1927	Ottawa Senators	0-0	Hal Winkler	38	F	
3	Mar. 19, 1929	Montreal Canadiens	1-0	Cecil Thompson	29	SF	
4	Mar. 21, 1929*	Montreal Canadiens	1-0	Cecil Thompson	32	SF	
5	Mar. 28, 1929	New York Rangers	2-0	Cecil Thompson	22	F	
6	Mar. 23, 1935	Toronto Maple Leafs	1-0/OT	Cecil Thompson	35	SF	93:26
7	Mar. 24, 1936	Toronto Maple Leafs	3-0	Cecil Thompson	35	QF	
8	Mar. 25, 1937	Montreal Maroons	4-0	Cecil Thompson	NA	QF	
9	Apr. 13, 1939	at Toronto Maple Leafs	2-0	Frank Brimsek	17	F	
10	Mar. 20, 1941	Toronto Maple Leafs	3-0	Frank Brimsek	27	SF	
11	Mar. 28, 1951	at Toronto Maple Leafs	2-0	Jack Gelineau	25	SF	
12	Apr. 3, 1952	at Montreal Canadiens	1-0	Jim Henry	31	SF	
13	Apr. 2, 1957	Detroit Red Wings	2-0	Don Simmons	20	SF	
14	Apr. 14, 1957	Montreal Canadiens	2-0	Don Simmons	21	F	
15	Mar. 29, 1958	New York Rangers	5-0	Don Simmons	28	SF	
16	Apr. 2, 1969	Toronto Maple Leafs	10-0	Gerry Cheevers	40	QF	
17	Apr. 3, 1969*	Toronto Maple Leafs	7-0	Gerry Cheevers	22	QF	
18	Apr. 10, 1969	Montreal Canadiens	5-0	Gerry Cheevers	34	SF	
19	Apr. 5, 1972	Toronto Maple Leafs	5-0	Gerry Cheevers	27	QF	
20	Apr. 8, 1972	at Toronto Maple Leafs	2-0	Ed Johnston	30	QF	
21	May 11, 1972	at New York Rangers	3-0	Gerry Cheevers	33	F	
22	Apr. 10, 1974	Toronto Maple Leafs	1-0	Gilles Gilbert	35	QF	
23	Apr. 11, 1976	Los Angeles Kings	4-0	Gilles Gilbert	21	QF	
24	Apr. 17, 1976	at Los Angeles Kings	3-0	Gerry Cheevers	27	QF	
25	Apr. 25, 1976	Los Angeles Kings	3-0	Gilles Gilbert	15	QF	
26	May 1, 1977	Philadelphia Flyers	3-0	Gerry Cheevers	21	SF	
27	May 18, 1978	Montreal Canadiens	4-0	Gerry Cheevers	16	F	
28	Apr. 20, 1983	Buffalo Sabres	9-0	Pete Peeters	27	DF	
29	Apr. 24, 1988	Montreal Canadiens	2-0	Reggie Lemelin	22	DF	
30	Apr. 19, 1990	Montreal Canadiens	1-0	Andy Moog	20	DSF	
31	May 5, 1990	Washington Capitals	3-0	Andy Moog	28	CF	
32	May 9, 1992	Montreal Canadiens	2-0	Andy Moog	26	DF	
33	May 1, 1998	at Washington Capitals	1-0	Byron Dafoe	26	CQF	
34	Apr. 22, 1999	at Carolina Hurricanes	2-0	Byron Dafoe	19	CQF	
35	May 2, 1999	Carolina Hurricanes	2-0	Byron Dafoe	31	CQF	
36	Apr. 7, 2004	Montreal Canadiens	3-0	Andrew Raycroft	31	CQF	
37	May 10, 2004	Carolina Hurricanes	4-0	Tim Thomas	19	CSF	
38	May 19, 2011	at Tampa Bay Lightning	2-0	Tim Thomas	31	CF	
39	May 27, 2011	Tampa Bay Lightning	1-0	Tim Thomas	24	CF	
40	June 8, 2011	Vancouver Canucks	4-0	Tim Thomas	38	F	
41	June 15, 2011	at Vancouver Canucks	4-0	Tim Thomas	21	F	
42	Apr. 12, 2012	Washington Capitals	1-0/OT	Tim Thomas	17	CQF	61:18
43	June 1, 2013	at Pittsburgh Penguins	3-0	Tuukka Rask	29	CF	
44	June 7, 2013	Pittsburgh Penguins	1-0	Tuukka Rask	26	CF	
45	June 17, 2013	Chicago Blackhawks	2-0	Tuukka Rask	28	F	
46	Apr. 22, 2014	at Detroit Red Wings	2-0	Tuukka Rask	23	Rd 1	
47	May 8, 2014	at Montreal Canadiens	1-0/OT	Tuukka Rask	33	Rd 2	61:19
48	May 6, 2019	at Columbus Blue Jackets	3-0	Tuukka Rask	39	Rd 2	
49	May 16, 2019	at Carolina Hurricanes	4-0	Tuukka Rask	24	CF	

* – consecutive games

NOTE: Shots on goal were not kept as an official NHL statistic until the 1955-56 season. Save totals prior to that season are unofficial.

PLAYOFF SHUTOUTS AGAINST

No	Date	Opponent	Score	Goaltender	Saves	Round	Total Time If OT Gm
1	Apr. 2, 1927	New York Rangers	0-0	Lorne Chabot	41	SF	86:27
2	Apr. 7, 1927	Ottawa Senators	0-0	Alex Connell	37	F	
3	Mar. 25, 1930	Montreal Maroons	0-1/OT	Flat Walsh	51	SF	
4	Apr. 1, 1930	Montreal Canadiens	0-3	George Hainsworth	32	F	75:03
5	Mar. 26, 1931	Montreal Canadiens	0-1	George Hainsworth	20	SF	
6	Mar. 28, 1933	Toronto Maple Leafs	0-1/OT	Lorne Chabot	44	SF	
7	Apr. 3, 1933	at Toronto Maple Leafs	0-1/OT	Lorne Chabot	89	SF	164:46
8	Mar. 26, 1935	Toronto Maple Leafs	0-2	George Hainsworth	16	SF	
9	Mar. 28, 1935*	Toronto Maple Leafs	0-3	George Hainsworth	22	SF	
10	Mar. 24, 1938	at Toronto Maple Leafs	0-1/OT	Turk Broda	33	SF	81:31
11	Mar. 19, 1940	at New York Rangers	0-4	Dave Kerr	16	SF	
12	Mar. 26, 1940	at New York Rangers	0-1	Dave Kerr	18	SF	
13	Mar. 28, 1940	New York Rangers	0-1	Dave Kerr	31	SF	
14	Mar. 24, 1942	Chicago Blackhawks	0-4	Sam LoPresti	28	QF	
15	Mar. 27, 1943	at Montreal Canadiens	0-4	Paul Bibeault	20	SF	
16	Apr. 7, 1943	Detroit Red Wings	0-4	John Mowers	27	F	
17	Apr. 8, 1943*	Detroit Red Wings	0-2	John Mowers	30	F	
18	Mar. 21, 1946	Detroit Red Wings	0-3	Harry Lumley	26	SF	
19	Mar. 22, 1949	Toronto Maple Leafs	0-3	Turk Broda	20	SF	
20	Apr. 1, 1951	Toronto Maple Leafs	0-3	Turk Broda	16	SF	
21	Apr. 8, 1951	Toronto Maple Leafs	0-6	Turk Broda	16	SF	
22	Mar. 27, 1952	at Montreal Canadiens	0-4	Gerry McNeil	31	SF	
23	Mar. 24, 1953	at Detroit Red Wings	0-7	Terry Sawchuk	27	SF	
24	Apr. 12, 1953	Montreal Canadiens	0-3	Gerry McNeil	18	F	
25	Apr. 16, 1953	at Montreal Canadiens	0-1/OT	Gerry McNeil	21	F	61:22
26	Mar. 23, 1954	at Montreal Canadiens	0-2	Jacques Plante	13	SF	
27	Mar. 30, 1954	Montreal Canadiens	0-2	Jacques Plante	25	SF	
28	Mar. 22, 1955	at Montreal Canadiens	0-2	Jacques Plante	16	SF	
				Charlie Hodge	4		
29	Apr. 9, 1957	at Montreal Canadiens	0-1	Jacques Plante	24	F	
30	Apr. 13, 1958	Montreal Canadiens	0-3	Jacques Plante	18	F	
31	Apr. 8, 1973	at New York Rangers	0-4	Ed Giacomin	33	QF	
32	May 19, 1974	at Philadelphia Flyers	0-1	Bernie Parent	30	F	
33	May 10, 1977	at Montreal Canadiens	0-3	Ken Dryden	22	F	
34	Apr. 7, 1984	at Montreal Canadiens	0-5	Steve Penney	19	DSF	
35	Apr. 16, 1985	at Montreal Canadiens	0-1	Steve Penney	20	DSF	
36	Apr. 5, 1989	Buffalo Sabres	0-6	Jacques Cloutier	29	DSF	
37	Apr. 27, 1992	Buffalo Sabres	0-2	Tom Draper	28	DSF	
38	Apr. 20, 1993	Buffalo Sabres	0-4	Grant Fuhr	34	DSF	
39	May 9, 1994	at New Jersey Devils	0-2	Martin Brodeur	22	CSF	
40	May 7, 1995	New Jersey Devils	0-5	Martin Brodeur	23	CQF	
41	May 8, 1995*	New Jersey Devils	0-3	Martin Brodeur	23	CQF	
42	May 12, 1995	at New Jersey Devils	0-1/OT	Martin Brodeur	38	CQF	68:51
43	Apr. 28, 1998	Washington Capitals	0-3	Olaf Kolzig	38	CQF	
44	May 14, 1999	at Buffalo Sabres	0-3	Dominik Hasek	24	CSF	
45	Apr. 13, 2003	New Jersey Devils	0-3	Martin Brodeur	29	CQF	
46	Apr. 17, 2003	at New Jersey Devils	0-3	Martin Brodeur	28	CQF	
47	Apr. 19, 2004	Montreal Canadiens	0-2	Jose Theodore	32	CQF	
48	Apr. 15, 2008	Montreal Canadiens	0-1	Carey Price	27	CQF	
49	Apr. 21, 2008	at Montreal Canadiens	0-5	Carey Price	25	CQF	
50	May 3, 2009	Carolina Hurricanes	0-3	Cam Ward	36	CSF	
51	May 10, 2010	Philadelphia Flyers	0-4	Brian Boucher	9	CSF	
				Michael Leighton	14		
52	Apr. 14, 2011	Montreal Canadiens	0-2	Carey Price	31	CQF	
53	June 1, 2011	at Vancouver Canucks	0-1	Roberto Luongo	36	F	
54	June 10, 2011	at Vancouver Canucks	0-1	Roberto Luongo	31	F	
55	Apr. 18, 2014	Detroit Red Wings	0-1	Jimmy Howard	25	Rd 1	
56	May 12, 2014	at Montreal Canadiens	0-4	Carey Price	26	Rd 2	
57	Apr. 19, 2017	Ottawa Senators	0-1	Craig Anderson	22	Rd 1	

* – consecutive games

NOTE: Shots on goal were not kept as an official NHL statistic until the 1955-56 season. Save totals prior to that season are unofficial.

PLAYOFF SCORING & RESULTS

Note: All NHL and team records referred to in this section are current to that season. Many were broken in subsequent seasons. An * indicates an overtime or shootout decision.

1927

Gm	Date	Opponent	Score
QF	Mar. 29	Chicago	W 6-1
	31	Chicago*	T 4-4
SF	Apr. 2	NY Rangers*	T 0-0
	4	at NY Rangers	W 3-1
F	Apr. 7	Ottawa*	T 0-0
	9	Ottawa	L 1-3
	11	at Ottawa*	T 1-1
	13	at Ottawa	L 1-3

Player	GP	G	A	PTS	PIM
Harry Oliver	8	4	2	6	4
Percy Galbraith	8	3	3	6	2
Frank Fredrickson	8	2	2	4	20
Jimmy Herbert	8	3	0	3	13
Eddie Shore	8	1	1	2	46
Billy Coutu	7	1	0	1	4
Lionel Hitchman	8	1	0	1	26
Sprague Cleghorn	8	1	0	1	8
Harry Meeking	7	0	0	0	0
Billy Boucher	8	0	0	0	2
Billy Stuart	8	0	0	0	6
Hal Winkler	8	0	0	0	0

Goaltender	GP	MINS	W-L-T	GA	GAA
Hal Winkler	8	520	2-2-4	13	1.50

1927 NOTABLES:

- Harry Oliver and Percy Galbraith lead the league in playoff scoring with six points each.
- March 29, 1927: The Bruins play the first playoff game in their history, a 6-1 win over Chicago. The game was played at Madison Square Garden in New York, as Chicago Coliseum was previously booked for another event. Frank Fredrickson scored the first playoff goal in Bruins history at 3:24 of the first period.
- March 31, 1927: Percy Galbraith scores the first playoff hat trick in Bruins history in a 4-4 tie with Chicago.
- April 2, 1927: Hal Winkler records the first playoff shutout in team history in a 0-0 tie vs. NY Rangers.
- April 7, 1927: The Bruins play the first Stanley Cup Finals game in their history. The game was called after two overtime sessions at a 0-0 tie due to excessive heat in Boston Arena.

1928

Gm	Date	Opponent	Score
SF	Apr. 1	at NY Rangers*	T 1-1
	3	NY Rangers	L 1-4

Player	GP	G	A	PTS	PIM
Harry Oliver	2	2	0	2	4
Frank Fredrickson	2	0	1	1	4
Percy Galbraith	2	0	1	1	6
Fred Gordon	2	0	0	0	0
Dit Clapper	2	0	0	0	2
Sprague Cleghorn	2	0	0	0	0
Harry Connor	2	0	0	0	0
Dutch Gainor	2	0	0	0	6
Leland Harrington	2	0	0	0	0
Lionel Hitchman	2	0	0	0	2
Eddie Shore	2	0	0	0	8
Hal Winkler	2	0	0	0	0

Goaltender	GP	MINS	W-L-T	GA	GAA
Hal Winkler	2	120	0-1-1	5	2.50

1928 NOTABLES:

- April 3, 1928: Harry Oliver scores at 19:38 of the third period to ruin the Rangers' Lorne Chabot's shutout bid.

1929

Gm	Date	Opponent	Score
SF	Mar. 19	Mtl Canadiens	W 1-0
	21	Mtl Canadiens	W 1-0
	23	at Mtl Canadiens	W 3-2
	23	NY Rangers	W 2-0
F	Mar. 28	at NY Rangers	W 2-1
	29	at NY Rangers	W 2-1

Player	GP	G	A	PTS	PIM
Bill Carson	5	2	0	2	8
Dutch Gainor	5	2	0	2	4

Cooney Weiland	5	2	0	2	2
Harry Oliver	5	1	1	2	8
Eddie Shore	5	1	1	2	28
Dit Clapper	5	1	0	1	0
Lionel Hitchman	5	0	1	1	22
Cy Dennerly	2	0	0	0	0
Mickey Mackay	3	0	0	0	2
Myles Lane	5	0	0	0	0
Percy Galbraith	5	0	0	0	0
George Owen	5	0	0	0	0
Cecil Thompson	5	0	0	0	0

Goaltender	GP	MINS	W-L-T	GA	GAA
Cecil Thompson	5	300	5-0-0	3	0.60

1929 NOTABLES:

- The Stanley Cup Final featured two U.S.-based teams for the first time in NHL history as the Bruins win their first Stanley Cup by defeating the NY Rangers.
- March 19, 1929: The Bruins play their first playoff game at Boston Garden. Tiny Thompson makes 29 saves and Cooney Weiland scores the game's only goal at 7:20 of the first period.
- March 29, 1929: The Bruins clinch the first Stanley Cup in team history as Bill Carson scores the Cup-winning goal at 18:02 of the third period.



Bill Carson scored the first Cup-clinching goal in Bruins history on March 29, 1929.

1930

Gm	Date	Opponent	Score
SF	Mar. 20	at Mtl Maroons*	W 2-1
	22	at Mtl Maroons	W 4-2
	25	Mtl Maroons*	L 0-1
	27	Mtl Maroons	W 5-1
F	Apr. 1	Mtl Canadiens	L 0-3
	3	at Mtl Canadiens	L 3-4

Player	GP	G	A	PTS	PIM
Marty Barry	6	3	3	6	12
Cooney Weiland	6	1	5	6	2
Dit Clapper	6	4	0	4	4
Percy Galbraith	6	1	3	4	8
Harry Oliver	6	2	1	3	6
George Owen	6	0	2	2	6
Bill Carson	6	1	0	1	6
Lionel Hitchman	6	1	0	1	4
Eddie Shore	6	1	0	1	26
Dutch Gainor	3	0	0	0	0
Harry Connor	6	0	0	0	0
Myles Lane	6	0	0	0	0
Mickey Mackay	6	0	0	0	4
Cecil Thompson	6	0	0	0	0

Goaltender	GP	MINS	W-L-T	GA	GAA
Cecil Thompson	6	432	3-3-0	12	1.67

1930 NOTABLES:

- Marty Barry and Cooney Weiland lead the league in playoff scoring with six points each.
- The Bruins advance to the Stanley Cup Finals for the second straight year, but do not defend their title when they fall to Montreal in the best-of-three series.
- March 20, 1930: Harry Oliver scores at 5:35 of the third overtime for a 2-1 Boston win over the Montreal Maroons. The game time of 105:35 is the longest in NHL history and the referee ignored the NHL rule that "OT must be continuous" by allowing the ice to be scraped after 20 minutes of overtime.
- March 25, 1930: Montreal Maroons' Archie Wilcox scores the game's only goal at 16:27 of the second overtime. Wilcox was playing in relief of George Boucher, who had suffered a broken leg during the second overtime.

1931

Gm	Date	Opponent	Score
SF	Mar. 24	Mtl Canadiens*	W 5-4
	26	Mtl Canadiens	L 0-1
	28	at Mtl Canadiens*	L 3-4
	30	at Mtl Canadiens	W 3-1
Apr.	1	at Mtl Canadiens*	L 2-3

Player	GP	G	A	PTS	PIM
Cooney Weiland	5	6	3	9	2
Dit Clapper	5	2	4	6	4
George Owen	5	2	3	5	13
Eddie Shore	5	2	1	3	22
Marty Barry	5	1	1	2	4
Art Chapman	5	0	1	1	7
Dutch Gainor	5	0	1	1	2
Fred Harris	2	0	0	0	0
Red Beattie	5	0	0	0	0
Harry Oliver	5	0	0	0	2
Percy Galbraith	5	0	0	0	6
Lionel Hitchman	5	0	0	0	0
Hal Darragh	5	0	0	0	2
Ron Lyons	5	0	0	0	0
Cecil Thompson	5	0	0	0	0

Goaltender	GP	MINS	W-L-T	GA	GAA
Cecil Thompson	5	343	2-3-0	13	2.27

1931 NOTABLES:

- Cooney Weiland leads the NHL in playoff scoring with nine points.
- March 24, 1931: The Bruins come back from a 4-1 third period deficit to defeat Montreal by a 5-4 score in overtime.

1933

Gm	Date	Opponent	Score
SF	Mar. 25	Toronto*	W 2-1
	28	Toronto*	L 0-1
	30	at Toronto*	W 2-1
	1	at Toronto	L 3-5
Apr.	3	at Toronto*	L 0-1

Player	GP	G	A	PTS	PIM
Marty Barry	5	2	2	4	6
Nels Stewart	5	2	0	2	4
Dit Clapper	5	1	1	2	2
Eddie Shore	5	1	1	2	14
Alex Smith	5	0	2	2	8
Vic Ripley	5	1	0	1	0
Joe Lamb	5	0	1	1	6
Lionel Hitchman	5	0	0	0	0
Red Beattie	5	0	0	0	2
Art Chapman	5	0	0	0	2
Percy Galbraith	5	0	0	0	0
Orville Heximer	5	0	0	0	2
Harry Oliver	5	0	0	0	0
George Owen	5	0	0	0	6
Cecil Thompson	5	0	0	0	0

Goaltender	GP	MINS	W-L-T	GA	GAA
Cecil Thompson	5	438	2-3-0	9	1.23

1933 NOTABLES:

- The Bruins and Maple Leafs combine for a league-record four overtime games in one series.
- April 3, 1933: The Bruins and Maple Leafs play the longest game in NHL history as the teams battle a scoreless tie until Toronto's Ken Doraty scores the game's only goal at 4:46 of the sixth overtime. Boston's Tiny Thompson faces an unofficial NHL record of 112 Toronto shots through the 164:46 of play while Toronto's Lorne Chabot sees 89 Boston shots.

1935

Gm	Date	Opponent	Score
SF	Mar. 23	Toronto*	W 1-0
	26	Toronto	L 0-2
	28	at Toronto	L 0-3
	30	at Toronto*	L 1-2

Player	GP	G	A	PTS	PIM
Dit Clapper	3	1	0	1	0
Red Beattie	4	1	0	1	2
Eddie Shore	4	0	1	1	2
Nels Stewart	4	0	1	1	0
Jack Shill	2	0	0	0	0
Paul Haynes	3	0	0	0	0

PLAYOFF SCORING & RESULTS

Marty Barry	4	0	0	0	4
Bob Davie	4	0	0	0	0
Max Kaminsky	4	0	0	0	0
Bert McInenly	4	0	0	0	2
Alex Motter	4	0	0	0	0
James O'Neil	4	0	0	0	9
Charlie Sands	4	0	0	0	0
Gerry Shannon	4	0	0	0	2
Babe Siebert	4	0	0	0	6
Cecil Thompson	4	0	0	0	0

Goaltender	GP	MINS	W-L-T	GA	GAA
Cecil Thompson	4	275	1-3-0	7	1.53

1936

Gm	Date	Opponent	Score
GF	Mar. 24	Toronto	W 3-0
	26	at Toronto	L 3-8

Player	GP	G	A	PTS	PIM
Bill Cowley	2	2	1	3	2
James O'Neil	2	1	1	2	4
Eddie Shore	2	1	1	2	12
Cooney Weiland	2	1	0	1	2
Lorne Duguid	2	1	0	1	2
Dit Clapper	2	0	1	1	0
Roger Jenkins	2	0	1	1	2
Babe Siebert	2	0	1	1	0
Red Beattie	2	0	0	0	2
Ray Getliffe	2	0	0	0	0
Ted Graham	2	0	0	0	0
Alex Motter	2	0	0	0	2
Paul Runge	2	0	0	0	2
Charlie Sands	2	0	0	0	0
Cecil Thompson	2	0	0	0	0

Goaltender	GP	MINS	W-L-T	GA	GAA
Cecil Thompson	2	120	1-1-0	8	4.00

1936 NOTABLES:

- March 24, 1936: The Bruins take a 3-0 victory despite being outshot by Toronto, 35-12.

1937

Gm	Date	Opponent	Score
GF	Mar. 23	at Mtl Maroons	L 1-4
	25	Mtl Maroons	W 4-0
	28	Mtl Maroons	L 1-4

Player	GP	G	A	PTS	PIM
Ray Getliffe	3	2	1	3	2
Charlie Sands	3	1	2	3	0
Bill Cowley	3	0	3	3	0
Dit Clapper	3	2	0	2	5
Red Beattie	3	1	0	1	0
Bobby Bauer	1	0	0	0	0
Woody Dumart	3	0	0	0	0
Roy Goldsworthy	3	0	0	0	0
Bill Hollett	3	0	0	0	2
Jack Portland	3	0	0	0	4
Milt Schmidt	3	0	0	0	0
Allen Shields	3	0	0	0	2
Reginald Smith	3	0	0	0	0
Cecil Thompson	3	0	0	0	0
Cooney Weiland	3	0	0	0	0

Goaltender	GP	MINS	W-L-T	GA	GAA
Cecil Thompson	3	180	1-2-0	8	2.67

1937 NOTABLES:

- March 25, 1937: Tiny Thompson stops Montreal's Lionel Conacher on a penalty shot, the first such playoff shot ever taken against the Bruins.

1938

Gm	Date	Opponent	Score
SF	Mar. 24	at Toronto*	L 0-1
	26	at Toronto	L 1-2
	29	Toronto*	L 2-3

Player	GP	G	A	PTS	PIM
Bill Cowley	3	2	0	2	0
Charlie Sands	3	1	1	2	0
Ray Getliffe	3	0	1	1	2
Bill Hollett	3	0	1	1	0

Eddie Shore	3	0	1	1	6
Mel Hill	1	0	0	0	0
Bobby Bauer	3	0	0	0	2
Dit Clapper	3	0	0	0	12
Woody Dumart	3	0	0	0	0
Roy Goldsworthy	3	0	0	0	2
Art Jackson	3	0	0	0	0
Gordon Pettinger	3	0	0	0	0
Jack Portland	3	0	0	0	4
Milt Schmidt	3	0	0	0	0
Cecil Thompson	3	0	0	0	0
Cooney Weiland	3	0	0	0	0

Goaltender	GP	MINS	W-L-T	GA	GAA
Cecil Thompson	3	212	0-3-0	6	1.70

1939

Gm	Date	Opponent	Score
SF	Mar. 21	at NY Rangers*	W 2-1
	23	NY Rangers*	W 3-2
	26	NY Rangers	W 4-1
	28	at NY Rangers	L 1-2
	30	NY Rangers*	L 1-2
	Apr. 1	at NY Rangers	L 1-3
	2	NY Rangers*	W 2-1
F	Apr. 6	Toronto	W 2-1
	9	Toronto*	L 2-3
	11	at Toronto	W 3-1
	13	at Toronto	W 2-0
	16	Toronto	W 3-1

Player	GP	G	A	PTS	PIM
Bill Cowley	12	3	11	14	2
Roy Conacher	12	6	5	11	12
Mel Hill	12	6	3	9	12
Milt Schmidt	12	3	3	6	2
Bobby Bauer	12	3	2	5	0
Woody Dumart	12	1	3	4	6
Bill Hollett	12	1	3	4	2
Eddie Shore	12	0	4	4	19
Ray Getliffe	11	1	1	2	2
John Crawford	12	1	1	2	9
Gordon Pettinger	12	1	1	2	7
Dit Clapper	12	0	1	1	6
Harry Frost	1	0	0	0	0
Red Hamill	11	0	0	0	8
Frank Brimsek	12	0	0	0	0
Jack Portland	12	0	0	0	11
Charlie Sands	12	0	0	0	0
Cooney Weiland	12	0	0	0	0

Goaltender	GP	MINS	W-L-T	GA	GAA
Frank Brimsek	12	864	8-4-0	18	1.25



Mel Hill earned the nickname "Sudden Death" by scoring three overtime goals in the 1939 Semi-Final series vs. NY Rangers.

1939 NOTABLES:

- The Bruins win their second Stanley Cup over Toronto in five games.
- Bill Cowley leads the league in post-season scoring with 14 points.
- The Bruins and Rangers combine for a league-record four overtime games in one series during the Semi-Finals.
- Mel Hill earns the nickname "Sudden Death" as he scores three overtime goals in the Semi-Final series vs. the NY Rangers. It is a league record for overtime goals in one playoff series and one playoff year.
- April 16, 1939: Cooney Weiland plays his last NHL game as the Bruins win the Cup. Roy Conacher scores the Cup-winning goal at 17:54 of the second period.

1940

Gm	Date	Opponent	Score
SF	Mar. 19	at NY Rangers	L 0-4
	21	NY Rangers	W 4-2
	24	NY Rangers	W 4-3
	26	at NY Rangers	L 0-1
	28	NY Rangers	L 0-1
	30	at NY Rangers	L 1-4

Player	GP	G	A	PTS	PIM
Herb Cain	6	1	3	4	2
Roy Conacher	6	2	1	3	0
Ed Wiseman	6	2	1	3	2
Bill Hollett	5	1	2	3	2
Art Jackson	5	1	2	3	0
Dit Clapper	5	0	2	2	2
Bobby Bauer	6	1	0	1	2
Woody Dumart	6	1	0	1	0
Terry Reardon	1	0	1	1	0
Robert Hamill	5	0	1	1	5
Bill Cowley	6	0	1	1	7
Mel Hill	2	0	0	0	7
Des Smith	4	0	0	0	2
Frank Brimsek	6	0	0	0	0
John Crawford	6	0	0	0	6
Milt Schmidt	6	0	0	0	4
Jack Shewchuk	6	0	0	0	0

Goaltender	GP	MINS	W-L-T	GA	GAA
Frank Brimsek	6	360	2-4-0	15	2.50

1941

Gm	Date	Opponent	Score
SF	Mar. 20	Toronto	W 3-0
	22	Toronto	L 3-5
	25	at Toronto	L 2-7
	27	at Toronto	W 2-1
	29	Toronto*	L 1-2
	Apr. 1	at Toronto	W 2-1
	3	Toronto	W 2-1
F	Apr. 6	Detroit	W 3-2
	8	Detroit	W 2-1
	10	at Detroit	W 4-2
	12	at Detroit	W 3-1



Milt Schmidt led the league in playoff scoring in 1941.

Player	GP	G	A	PTS	PIM
Milt Schmidt	11	5	6	11	9
Ed Wiseman	11	6	2	8	0
Bill Hollett	11	3	4	7	8
Terry Reardon	11	2	4	6	6
Roy Conacher	11	1	5	6	4
Herb Cain	11	3	2	5	5
Dit Clapper	11	0	5	5	4
Pat McReavy	11	2	2	4	5
Bobby Bauer	11	2	2	4	0
Woody Dumart	11	1	3	4	9
Art Jackson	11	1	3	4	16
Mel Hill	10	1	1	2	0
John Crawford	11	0	2	2	7
Des Smith	11	0	2	2	12
Bill Cowley	2	0	0	0	0
Frank Brimsek	11	0	0	0	0

Goaltender	GP	MINS	W-L-T	GA	GAA
Frank Brimsek	11	678	8-3-0	23	2.04

1941 NOTABLES:

- The Bruins win the third Stanley Cup in their history and their second championship in three years with a four-game sweep of Detroit.
- Milt Schmidt leads the league in playoff scoring with 11 points.

PLAYOFF SCORING & RESULTS

- March 22, 1941: A new \$25,000, four-sided clock is in place and used for the first time in Boston Garden.
- April 3, 1941: Toronto General Manager Conn Smythe is fined \$100 by the NHL after vaulting the boards from his seat and entering the middle of play to argue a call with referee Mickey Ion.
- April 12, 1941: Bobby Bauer scores the Cup-winning goal at 8:43 of the second period.

1942

Gm	Date	Opponent	Score
GF	Mar. 22	at Chicago *	W 2-1
	24	Chicago	L 0-4
	26	Chicago	W 3-2
SF	Mar. 29	Detroit	L 4-6
	31	at Detroit	L 1-3

Player	GP	G	A	PTS	PIM
Jack McGill	5	4	1	5	6
Gordie Bruce	5	2	3	5	4
Roy Conacher	5	2	1	3	0
Des Smith	5	1	2	3	2
Bill Cowley	5	0	3	3	5
Herb Cain	5	1	0	1	0
John Crawford	5	0	1	1	4
Dutch Hiller	5	0	1	1	0
Bill Hollett	5	0	1	1	2
Art Jackson	5	0	1	1	0
Harvey Jackson	5	0	1	1	0
Jack Shewchuk	5	0	1	1	7
Ed Wiseman	5	0	1	1	0
Frank Brimsek	5	0	0	0	0
Clare Martin	5	0	0	0	0

Goaltender	GP	MINS	W-L-T	GA	GAA
Frank Brimsek	5	307	2-3-0	16	3.13

1942 NOTABLES:

- March 29, 1942: Jack McGill scores a hat trick, but the Bruins fall to Detroit by a 6-4 score.

1943

Gm	Date	Opponent	Score
SF	Mar. 21	Montreal*	W 5-4
	23	Montreal	W 5-3
	25	at Montreal*	W 3-2
	27	at Montreal	L 0-4
	30	Montreal*	W 5-4
F	Apr. 1	at Detroit	L 2-6
	4	at Detroit	L 3-4
	7	Detroit	L 0-4
	8	Detroit	L 0-2

Player	GP	G	A	PTS	PIM
Art Jackson	9	6	3	9	7
Bill Hollett	9	0	9	9	4
Bill Cowley	9	1	7	8	4
Herb Cain	7	4	2	6	0
Don Gallinger	9	3	1	4	10
Dit Clapper	9	2	2	4	9
Bep Guidolin	9	0	4	4	12
Ab DeMarco	9	3	0	3	2
Harvey Jackson	9	1	2	3	10
Murph Chamberlain	6	1	1	2	12
John Crawford	6	1	1	2	8
Oscar Aubuchon	6	1	0	1	0
Irwin Boyd	5	0	1	1	4
Bill Anderson	1	0	0	0	0
John Schmidt	5	0	0	0	0
Frank Brimsek	9	0	0	0	0
Jack Shewchuk	9	0	0	0	12

Goaltender	GP	MINS	W-L-T	GA	GAA
Frank Brimsek	9	560	4-5-0	33	3.54

1943 NOTABLES:

- The Bruins return to the Stanley Cup Finals where they are swept by Detroit in four games. Boston had earned the same four game sweep of Detroit in the 1941 Finals.
- March 21, 1943: Montreal takes a 3-0 lead in the second period before Boston rallies from the deficit to earn a 5-4 overtime win.

1945

Gm	Date	Opponent	Score
SF	Mar. 20	at Detroit	W 4-3

Mar. 22	at Detroit	W	4-2
26	Detroit	L	2-3
27	Detroit	L	2-3
29	at Detroit	L	2-3
Apr. 1	Detroit	W	5-3
3	at Detroit	L	3-5

Player	GP	G	A	PTS	PIM
Herb Cain	7	5	2	7	0
Ken Smith	7	3	4	7	0
Bill Cowley	7	3	3	6	0
Jack McGill	7	3	3	6	0
John Crawford	7	0	5	5	0
Jean-Paul Gladu	7	2	2	4	0
Bill Jennings	7	2	2	4	6
Gino Rozzini	6	1	2	3	6
Bill Cupolo	7	1	2	3	0
Pat Egan	7	2	0	2	6
Armand Gaudreault	7	0	2	2	8
Murray Henderson	7	0	1	1	2
Bill Thoms	1	0	0	0	2
Paul Bibeault	7	0	0	0	0
Dit Clapper	7	0	0	0	0

Goaltender	GP	MINS	W-L-T	GA	GAA
Paul Bibeault	7	437	3-4-0	22	3.02

1945 NOTABLES:

- The Bruins take a two-game lead in the Semi-Final series, but drop a seven-game decision to Detroit.
- April 3, 1945: Detroit's Carl Liscombe scores four goals in a 5-3 Red Wings series-clinching victory.

1946

Gm	Date	Opponent	Score
SF	Mar. 19	Detroit	W 3-1
	21	Detroit	L 0-3
	24	at Detroit	W 5-2
	26	at Detroit	W 4-1
	28	Detroit*	W 4-3
F	Mar. 30	at Montreal*	L 3-4
	Apr. 2	at Montreal*	L 2-3
	4	Montreal	L 2-4
	7	Montreal*	W 3-2
	9	at Montreal	L 3-6

Player	GP	G	A	PTS	PIM
Milt Schmidt	10	3	5	8	2
Bep Guidolin	10	5	2	7	13
Bobby Bauer	10	4	3	7	2
Woody Dumart	10	4	3	7	0
Don Gallinger	10	2	4	6	2
Terry Reardon	10	4	0	4	2
Bill Cowley	10	1	3	4	2
Ken Smith	8	0	4	4	0
Pat Egan	10	3	0	3	8
Bill Shill	7	1	2	3	2
John Crawford	10	1	2	3	4
Murray Henderson	10	1	1	2	4
Herb Cain	9	0	2	2	2
Roy Conacher	3	0	0	0	0
Dit Clapper	4	0	0	0	0
Jack Church	9	0	0	0	4
Frank Brimsek	10	0	0	0	0
Jack McGill	10	0	0	0	0

Goaltender	GP	MINS	W-L-T	GA	GAA
Frank Brimsek	10	651	5-5-0	29	2.67

1946 NOTABLES:

- March 24, 1946: Bobby Bauer sets a league record for assists in a playoff period with three in the third in Detroit.

1947

Gm	Date	Opponent	Score
SF	Mar. 25	at Montreal	L 1-3
	27	at Montreal*	L 1-2
	29	Montreal	W 4-2
	Apr. 1	Montreal	L 1-5
	3	at Montreal*	L 3-4

Player	GP	G	A	PTS	PIM
Milt Schmidt	5	3	1	4	4
Ken Smith	5	3	0	3	2
Joe Carveth	5	2	1	3	0
Terry Reardon	5	0	3	3	2
Bobby Bauer	5	1	1	2	0

Woody Dumart	5	1	1	2	8
Bill Cowley	5	0	2	2	0
Pat Egan	5	0	2	2	6
Bep Guidolin	3	0	1	1	6
Clare Martin	5	0	1	1	0
Pentti Lund	1	0	0	0	0
John Crawford	2	0	0	0	0
Don Gallinger	4	0	0	0	7
Murray Henderson	4	0	0	0	4
Mark Marquess	4	0	0	0	0
Frank Brimsek	5	0	0	0	0
Ferry Flaman	5	0	0	0	8
Jack McGill	5	0	0	0	11

Goaltender	GP	MINS	W-L-T	GA	GAA
Frank Brimsek	5	342	1-4-0	16	2.80



The Bruins honored Eddie Shore's number 2 in pre-game ceremonies on April 1, 1947.

1948

Gm	Date	Opponent	Score
SF	Mar. 24	at Toronto*	L 4-5
	27	at Toronto	L 3-5
	30	Toronto	L 1-5
	Apr. 1	Toronto	W 3-2
	3	at Toronto	L 2-3

Player	GP	G	A	PTS	PIM
Milt Schmidt	5	2	5	7	2
John Peirson	5	3	2	5	0
Ken Smith	5	2	3	5	0
Paul Ronty	5	0	4	4	0
Jimmy Peters	5	1	2	3	2
Grant Warwick	5	0	3	3	4
Pete Babando	5	1	1	2	2
Pat Egan	5	1	1	2	2
Murray Henderson	3	1	0	1	5
Ed Harrison	5	1	0	1	2
Ed Sandford	5	1	0	1	0
John Crawford	4	0	1	1	2
Wally Wilson	1	0	0	0	0
Pentti Lund	2	0	0	0	0
Frank Brimsek	5	0	0	0	0
Woody Dumart	5	0	0	0	0
Ferry Flaman	5	0	0	0	12
Clare Martin	5	0	0	0	6

Goaltender	GP	MINS	W-L-T	GA	GAA
Frank Brimsek	5	317	1-4-0	20	3.78

1949

Gm	Date	Opponent	Score
SF	Mar. 22	Toronto	L 0-3
	24	Toronto	L 2-3
	26	at Toronto*	W 5-4
	29	at Toronto	L 1-3
	30	Toronto	L 2-3

Player	GP	G	A	PTS	PIM
John Peirson	5	3	1	4	4
Ed Sandford	5	1	3	4	2
Woody Dumart	5	3	0	3	0
Paul Ronty	5	1	2	3	2
Grant Warwick	5	2	0	2	0
Milt Schmidt	4	0	2	2	8
Ken Smith	5	0	2	2	4
Jimmy Peters	4	0	1	1	0
Ferry Flaman	5	0	1	1	8
Murray Henderson	5	0	1	1	2
Ed Kryzanowski	5	0	1	1	2
Zellio Toppazzini	2	0	0	0	0
John Crawford	3	0	0	0	0
Dave Creighton	3	0	0	0	0

PLAYOFF SCORING & RESULTS

Pete Babando	4	0	0	0	2
Ed Harrison	4	0	0	0	0
Frank Brimsek	5	0	0	0	0
Pat Egan	5	0	0	0	16

Goaltender	GP	MINS	W-L-T	GA	GAA
Frank Brimsek	5	316	1-4-0	16	3.04

1951

Gm	Date	Opponent	Score
SF	Mar. 28	at Toronto	W 2-0
	31	at Toronto*	T 1-1
	Apr. 1	Toronto	L 0-3
	3	Toronto	L 1-3
	7	at Toronto	L 1-4
	8	Toronto	L 0-6

Player	GP	G	A	PTS	PIM
Woody Dumart	6	1	2	3	0
John Peirson	2	1	1	2	2
Bill Ezinicki	6	1	1	2	18
Lorne Ferguson	6	1	0	1	2
Duncan Fisher	6	1	0	1	0
Dave Creighton	5	0	1	1	0
Hal Laycoe	6	0	1	1	5
Bill Quackenbush	6	0	1	1	0
Paul Ronty	6	0	1	1	2
Ed Sandford	6	0	1	1	4
Milt Schmidt	6	0	1	1	7
Gordon Henry	2	0	0	0	0
Jack McIntyre	2	0	0	0	0
George Sullivan	2	0	0	0	2
Jack Gelineau	4	0	0	0	0
Pete Horeck	4	0	0	0	13
Murray Henderson	5	0	0	0	2
Vic Lynn	5	0	0	0	2
Steve Kraftcheck	6	0	0	0	7
Ed Kryzanowski	6	0	0	0	2
Max Quackenbush	6	0	0	0	4

Goaltender	GP	MINS	W-L-T	GA	GAA
Jack Gelineau	4	260	1-2-0	7	1.62
Gordon Henry	2	120	0-2-0	10	5.00

1951 NOTABLES:

- The Bruins use two goaltenders in the post-season for the first time.
- The Bruins play the last playoff tie in their history.
- April 8, 1951: The Bruins and Maple Leafs play a penalty-free game.

1952

Gm	Date	Opponent	Score
SF	Mar. 25	at Montreal	L 1-5
	27	at Montreal	L 0-4
	30	Montreal	W 4-1
	Apr. 1	Montreal	W 3-2
	3	at Montreal	W 1-0
	6	Montreal*	L 2-3
	8	at Montreal	L 1-3

Player	GP	G	A	PTS	PIM
Ed Sandford	7	2	2	4	0
Fleming Mackell	5	2	1	3	12
Dave Creighton	7	2	1	3	2
Milt Schmidt	7	2	1	3	0
Jack McIntyre	7	1	2	3	2
Bill Quackenbush	7	0	3	3	0
Real Chevrefils	7	1	1	2	6
Hal Laycoe	7	1	1	2	11
John Peirson	7	0	2	2	4
Pentti Lund	2	1	0	1	0
Leo Labine	5	0	1	1	4
Woody Dumart	7	0	1	1	0
Duncan Fisher	2	0	0	0	0
Gus Kyle	2	0	0	0	4
Bob Armstrong	5	0	0	0	2
Murray Henderson	7	0	0	0	4
Jim Henry	7	0	0	0	0
Ed Kryzanowski	7	0	0	0	0
George Sullivan	7	0	0	0	0

Goaltender	GP	MINS	W-L	GA	GAA
Jim Henry	7	447	3-4	17	2.28

1952 NOTABLES:

- March 30, 1952: The Bruins score the fastest three goals

in team playoff history with Hal Laycoe, Dave Creighton and Ed Sandford scoring in a 1:02 span of the second period.

- April 6, 1952: The game is delayed for 15 minutes in the third period for goaltender Jim Henry to receive treatment for a broken nose suffered when he was hit by a Doug Harvey shot. Montreal's Paul Masnick, playing in his first game of the season, scores the overtime goal to tie the series at three games each.

1953

Gm	Date	Opponent	Score
SF	Mar. 24	at Detroit	L 0-7
	26	at Detroit	W 5-3
	29	Detroit*	W 2-1
	31	Detroit	W 6-2
	Apr. 2	at Detroit	L 4-6
	5	Detroit	W 4-2
F	Apr. 9	at Montreal	L 2-4
	11	at Montreal	W 4-1
	12	Montreal	L 0-3
	14	Montreal	L 3-7
	16	at Montreal*	L 0-1

Player	GP	G	A	PTS	PIM
Ed Sandford	11	8	3	11	11
Dave Creighton	11	4	5	9	10
John Peirson	11	3	6	9	2
Fleming Mackell	11	2	7	9	7
Milt Schmidt	10	5	1	6	6
Jack McIntyre	10	4	2	6	2
Bill Quackenbush	11	0	4	4	4
Leo Labine	7	2	1	3	19
Joe Klukay	11	1	2	3	9
Jerry Toppazzini	11	0	3	3	9
Bob Armstrong	11	1	1	2	10
Woody Dumart	11	0	2	2	0
Hal Laycoe	11	0	2	2	10
Frank Martin	6	0	1	1	2
Real Chevrefils	7	0	1	1	6
Warren Godfrey	11	0	1	1	2
Pentti Lund	2	0	0	0	0
Gordon Henry	3	0	0	0	0
George Sullivan	3	0	0	0	0
Jim Henry	9	0	0	0	0

Goaltender	GP	MINS	W-L	GA	GAA
Jim Henry	9	510	4-4	26	3.06
Gordon Henry	3	163	1-2	10	3.68

1953 NOTABLES:

- Ed Sandford leads the league in post-season scoring with 11 points.
- The Bruins return to the Stanley Cup Finals for the first time since the 1946 post-season.
- March 24, 1953: The Bruins suffer the biggest shutout against in their playoff history with a 7-0 loss in Detroit in the first game of their Semi-Final series, but rebound to win the series in six games.

1954

Gm	Date	Opponent	Score
SF	Mar. 23	at Montreal	L 0-2
	25	at Montreal	L 1-8
	28	Montreal	L 3-4
	30	Montreal	L 0-2

Player	GP	G	A	PTS	PIM
Cal Gardner	4	1	1	2	0
Fleming Mackell	4	1	1	2	8
Doug Mohns	4	1	0	1	4
Milt Schmidt	4	1	0	1	20
Ed Sandford	3	0	1	1	4
Bob Armstrong	4	0	1	1	0
Frank Martin	4	0	1	1	0
Leo Labine	4	0	1	1	28
Gus Bodnar	1	0	0	0	0
Guyle Fielder	2	0	0	0	2
Hal Laycoe	2	0	0	0	0
Wayne Brown	4	0	0	0	2
Dave Creighton	4	0	0	0	0
Woody Dumart	4	0	0	0	0
Warren Godfrey	4	0	0	0	4
Jim Henry	4	0	0	0	0
Joe Klukay	4	0	0	0	0
John Peirson	4	0	0	0	2
Bill Quackenbush	4	0	0	0	0

Goaltender	GP	MINS	W-L	GA	GAA
Jim Henry	4	240	0-4	16	4.00

1954 NOTABLES:

- March 25, 1954: Montreal's Dickie Moore scores twice and adds four assists for six points in an 8-1 Canadiens victory. It is a Bruins team record for points in a playoff game by an opponent. Montreal's Jean Beliveau and Bernard Geoffrion have 2-3=5 totals each as well in the game with Geoffrion's goals coming in a 0:31 span in the first period.

1955

Gm	Date	Opponent	Score
SF	Mar. 22	at Montreal	L 0-2
	24	at Montreal	L 1-3
	27	Montreal	W 4-2
	29	Montreal*	L 3-4
	31	at Montreal	L 1-5

Player	GP	G	A	PTS	PIM
Bill Quackenbush	5	0	5	5	0
Real Chevrefils	5	2	1	3	4
Leo Labine	5	2	1	3	11
Don McKenney	5	1	2	3	4
Ed Sandford	5	1	1	2	6
Lorne Ferguson	4	1	0	1	2
Ferry Flaman	4	1	0	1	2
Hal Laycoe	5	1	0	1	0
Fleming Mackell	4	0	1	1	0
Gus Bodnar	5	0	1	1	4
Leo Boivin	5	0	1	1	4
Don Cherry	1	0	0	0	0
Murray Costello	1	0	0	0	2
John Henderson	2	0	0	0	0
Gordie Wilson	2	0	0	0	0
Warren Godfrey	3	0	0	0	0
Jim Henry	3	0	0	0	0
Norm Corcoran	4	0	0	0	6
Bob Armstrong	5	0	0	0	2
Cal Gardner	5	0	0	0	4
Doug Mohns	5	0	0	0	4

Goaltender	GP	MINS	W-L	GA	GAA
Jim Henry	3	183	1-2	8	2.62
John Henderson	2	120	0-2	8	4.00

1955 NOTABLES:

- March 22, 1955: Montreal's Jacques Plante (16 saves) and Charlie Hodges (4 saves) combine for the first shared playoff shutout, for or against, in Bruins history.

1957

Gm	Date	Opponent	Score
SF	Mar. 26	at Detroit	W 3-1
	28	at Detroit	L 2-7
	31	Detroit	W 4-3
	Apr. 2	Detroit	W 2-0
	4	at Detroit	W 4-3
F	Apr. 6	at Montreal	L 1-5
	9	at Montreal	L 0-1
	11	Montreal	L 2-4
	14	Montreal	W 2-0
	16	at Montreal	L 1-5

Player	GP	G	A	PTS	PIM
Fleming Mackell	10	5	3	8	4
Don McKenney	10	1	5	6	4
Leo Labine	10	3	2	5	14
Leo Boivin	10	2	3	5	16
Doug Mohns	10	2	3	5	2
Real Chevrefils	10	2	1	3	4
Cal Gardner	10	2	1	3	2
Vic Stasiuk	10	2	1	3	2
Bob Armstrong	10	0	3	3	10
Ferry Flaman	10	0	3	3	19
John Peirson	10	0	3	3	12
Larry Regan	8	0	2	2	10
Carl Boone	10	1	0	1	14
Jack Caffery	10	1	0	1	4
Jack Bionda	10	0	1	1	14
Jerry Toppazzini	10	0	1	1	2
Don Simmons	10	0	0	0	0

Goaltender	GP	MINS	W-L	GA	GAA
Don Simmons	10	600	5-5	29	2.90

PLAYOFF SCORING & RESULTS

1958

Gm	Date	Opponent	Score
SF	Mar. 25	at New York	L 3-5
	27	at New York	W 4-3
	29	New York	W 5-0
Apr.	1	New York	L 2-5
	3	New York	W 6-1
	5	New York	W 8-2
F	Apr. 8	at Montreal	L 1-2
	10	at Montreal	W 5-2
	13	Montreal	L 0-3
	15	Montreal	W 3-1
	17	at Montreal*	L 2-3
	20	Montreal	L 3-5

Player	GP	G	A	PTS	PIM
Fleming Mackell	12	5	14	19	10
Don McKenney	12	9	8	17	2
Doug Mohns	12	3	10	13	18
Jerry Toppazzini	12	9	3	12	2
Larry Regan	12	3	8	11	4
Bronco Horvath	12	5	3	8	8
Vic Stasiuk	12	0	5	5	13
Norm Johnson	12	4	0	4	6
Allan Stanley	12	1	3	4	6
Ferry Flaman	12	2	2	4	10
John Bucyk	12	0	4	4	16
Leo Boivin	12	0	3	3	21
Carl Boone	12	1	1	2	13
Larry Hillman	11	0	2	2	6
Leo Labine	11	0	2	2	10
John Peirson	4	0	1	1	0
Real Chevrefils	1	0	0	0	0
Harry Lumley	1	0	0	0	0
Don Simmons	11	0	0	0	0

Goaltender	GP	MINS	W-L	GA	GAA
Don Simmons	11	671	6-5	25	2.24
Harry Lumley	1	60	0-1	5	5.00

1958 NOTABLES:

- The Bruins and Rangers set an NHL playoff record for short-handed goals in a playoff series, combining for seven (Boston four, New York three) in their Semi-Final series.
- Fleming Mackell leads the NHL in post-season scoring with 19 points. Mackell's 14 assists are a league record for one post-season.
- Jerry Toppazzini sets a club record for goals in one playoff series with eight in the Semi-Final series vs. the Rangers.
- April 3, 1958: Ferry Flaman scores two goals in a 6-1 win over NY Rangers, his first scores in 85 games dating back to March 7, 1957. The game is a road contest for the Bruins, but is played in Boston Garden due to circus dates in Madison Square Garden.
- April 5, 1958: Don McKenney ties an NHL playoff record with five assists in an 8-2 win over the Rangers as the Bruins take the Semi-Final series in six games.
- April 15, 1958: Fleming Mackell has two assists in a 3-1 win over Montreal, giving him an NHL playoff record of 14 in one post-season. His ten assists vs. New York in the Semi-Final series are also a league mark for assists in one series.
- April 20, 1958: The Canadiens clinch the Stanley Cup in game six in Boston, becoming just the second team in NHL history to win three straight championships. NHL President Clarence Campbell was unable to present the Cup on the ice as a group of Canadiens fans hopped the glass and mobbed the players.

1959

Gm	Date	Opponent	Score
SF	Mar. 24	Toronto	W 5-1
	26	Toronto	W 4-2
	28	at Toronto*	L 2-3
Apr.	31	at Toronto*	L 2-3
	2	Toronto	L 1-4
	4	at Toronto	W 5-4
	7	Toronto	L 2-3

Player	GP	G	A	PTS	PIM
Fleming Mackell	7	2	6	8	8
Don McKenney	7	2	5	7	0
Vic Stasiuk	7	4	2	6	11
Jerry Toppazzini	7	4	2	6	2
John Bucyk	7	2	4	6	6
Jim Morrison	6	0	6	6	16
Bronco Horvath	7	2	3	5	0
Leo Labine	7	2	1	3	12
Leo Boivin	7	1	2	3	4
Larry Leach	7	1	1	2	8

Doug Mohns	4	0	2	2	12
Bob Armstrong	7	0	2	2	4
Jean-Guy Gendron	7	1	0	1	18
Larry Hillman	7	0	1	1	0
Jack Bionda	1	0	0	0	0
Ken Yackel	2	0	0	0	2
Dan Poliziani	3	0	0	0	0
Earl Reibel	4	0	0	0	0
Ferry Flaman	7	0	0	0	8
Harry Lumley	7	0	0	0	0

Goaltender	GP	MINS	W-L	GA	GAA
Harry Lumley	7	436	3-4	20	2.75

1968

Gm	Date	Opponent	Score
GF	Apr. 4	at Montreal	L 1-2
	6	at Montreal	L 2-5
	9	Montreal	L 3-5
	11	Montreal	L 2-3

Player	GP	G	A	PTS	PIM
Ken Hodge	4	3	0	3	2
Phil Esposito	4	0	3	3	0
Ed Westfall	4	2	0	2	2
Ted Green	4	1	1	2	11
John McKenzie	4	1	1	2	8
John Bucyk	3	0	2	2	0
Bobby Orr	4	0	2	2	2
Derek Sanderson	4	0	2	2	9
Dallas Smith	4	0	2	2	0
Tom Williams	4	1	0	1	2
Don Awrey	4	0	1	1	4
Ed Shack	4	0	1	1	6
Fred Stanfield	4	0	1	1	0
Wayne Cashman	1	0	0	0	0
Glen Sather	3	0	0	0	0
Gerry Cheevers	4	0	0	0	0
Gary Doak	4	0	0	0	4
Phil Krake	4	0	0	0	2
Ron Murphy	4	0	0	0	0

Goaltender	GP	MINS	W-L	GA	GAA
Gerry Cheevers	4	239	0-4	15	3.77

1968 NOTABLES:

- The Bruins return to the playoffs for the first time since 1959. It is the first year of an NHL-record 29-year streak of post-season appearances.

1969

Gm	Date	Opponent	Score
GF	Apr. 2	Toronto	W 10-0
	3	Toronto	W 7-0
	5	at Toronto	W 4-3
	6	at Toronto	W 3-2
SF	Apr. 10	at Montreal*	L 2-3
	13	at Montreal*	L 3-4
	17	Montreal	W 5-0
	20	Montreal	W 3-2
	22	at Montreal	L 2-4
	24	Montreal*	L 1-2

Player	GP	G	A	PTS	PIM
Phil Esposito	10	8	10	18	8
Ken Hodge	10	5	7	12	4
John Bucyk	10	5	6	11	0
Derek Sanderson	9	8	2	10	36
Ed Westfall	10	3	7	10	11
Ted Green	10	2	7	9	18
Ron Murphy	10	4	4	8	12
Bobby Orr	10	1	7	8	10
John McKenzie	10	2	2	4	17
Fred Stanfield	10	2	2	4	0
Dallas Smith	10	0	3	3	16
Ed Shack	9	0	2	2	23
Wayne Cashman	6	0	1	1	0
Don Awrey	10	0	1	1	28
Ace Bailey	1	0	0	0	2
Ed Johnston	1	0	0	0	0
Bill Lesuk	1	0	0	0	0
Tom Webster	1	0	0	0	0
Gerry Cheevers	9	0	0	0	0
Rick Smith	9	0	0	0	6
Glen Sather	10	0	0	0	18

Goaltender	GP	MINS	W-L	GA	GAA
Gerry Cheevers	9	571	6-3	16	1.68

Ed Johnston	1	65	0-1	4	3.70
-------------	---	----	-----	---	------

1968 NOTABLES:

- Phil Esposito leads all playoff scorers with 18 points.
- Derek Sanderson sets an NHL mark for most short-handed goals in a playoff year with three.
- April 2, 1969: Phil Esposito sets team records for goals and points in a playoff game and ties an NHL mark for points with four goals and two assists for six points, including a league-record three on the power play. The 10-0 win over Toronto was a club mark for goals in a playoff game and Boston's six power play goals were also a league record. Toronto's Pat Quinn was pelted by fans who smashed the glass partition separating the penalty box from the seating area while serving a five-minute major for elbowing Bobby Orr.
- April 5, 1969: Gerry Cheevers extends his playoff shutout streak to 128:23 before Toronto's Ron Ellis scores at 8:23 of the first period in game three of their Quarter-Final series.

1970

Gm	Date	Opponent	Score
GF	Apr. 8	New York	W 8-2
	9	New York	W 5-3
	11	at New York	L 3-4
	12	at New York	L 2-4
SF	Apr. 14	New York	W 3-2
	16	at New York	W 4-1
	19	at Chicago	W 6-3
	21	at Chicago	W 4-1
F	May 23	Chicago	W 5-2
	26	Chicago	W 5-4
	3	at St. Louis	W 6-1
	5	at St. Louis	W 6-2
	7	St. Louis	W 4-1
	10	St. Louis*	W 4-3



Bobby Orr's Stanley Cup-winning goal in overtime on May 10, 1970 was immortalized in this famous Ray Lussier photo for the Boston Record-American.

Player	GP	G	A	PTS	PIM
Phil Esposito	14	13	14	27	16
Bobby Orr	14	9	11	20	14
John Bucyk	14	11	8	19	2
John McKenzie	14	5	12	17	35
Fred Stanfield	14	4	12	16	6
Ken Hodge	14	3	10	13	17
Wayne Cashman	14	5	4	9	50
Derek Sanderson	14	5	4	9	72
Ed Westfall	14	3	5	8	4
Wayne Carleton	14	2	4	6	14
Don Awrey	14	0	5	5	32
Rick Smith	14	1	3	4	17
Dallas Smith	14	0	3	3	19
Don Marcotte	14	2	0	2	11
Bill Speer	8	1	0	1	4
Jim Lorentz	11	1	0	1	4
Gerry Cheevers	13	0	1	1	2
Ed Johnston	1	0	0	0	2
Dan Schock	1	0	0	0	0
Bill Lesuk	2	0	0	0	0
Gary Doak	8	0	0	0	9

Goaltender	GP	MINS	W-L	GA	GAA
Gerry Cheevers	13	780	12-1	29	2.23
Ed Johnston	1	60	0-1	4	4.00

1970 NOTABLES:

- The Bruins return to the Stanley Cup Finals for the first time since 1958 and win their first championship in 29 years for the fourth Cup in their history.
- Bobby Orr wins the Conn Smythe Trophy as playoff MVP.
- Phil Esposito leads the league in post-season scoring with an NHL record 13 goals and 27 points.
- Bobby Orr sets league records for a defenseman in a playoff

PLAYOFF SCORING & RESULTS

year with nine goals and 20 points.

- Orr sets a club playoff record with a 14-game point streak, compiling 9-11=20 totals while tallying at least one point in every post-season game.

- The Bruins set a club record with ten consecutive victories, winning the final two games of their Quarter-Final series and sweeping both the Semi-Final and Final series. Gerry Cheevers plays every game in goal in setting the team mark for consecutive wins by a goaltender.

- April 11, 1970: Wayne Cashman sets a club record for penalty minutes in a playoff game with 32 PIM at NY Rangers.

- April 19, 1970: Phil Esposito scores his club-record second hat trick of the post-season in a 6-3 win vs. Chicago and brother Tony.

- May 10, 1970: Bobby Orr scores the most famous goal in Bruins history with the Stanley Cup-winning goal at 0:40 of overtime in game four vs. St. Louis.

1971

Gm	Date	Opponent	Score
GF	Apr. 7	Montreal	W 3-1
	8	Montreal	L 5-7
	10	at Montreal	L 1-3
	11	at Montreal	W 5-2
	13	Montreal	W 7-3
	15	at Montreal	L 3-8
	18	Montreal	L 2-4

Player	GP	G	A	PTS	PIM
Bobby Orr	7	5	7	12	25
Phil Esposito	7	3	7	10	6
Fred Stanfield	7	3	4	7	0
John Bucyk	7	2	5	7	0
Ken Hodge	7	2	5	7	6
Wayne Cashman	7	3	2	5	15
John McKenzie	7	2	3	5	22
Derek Sanderson	7	2	1	3	13
Ed Westfall	7	1	2	3	2
Dallas Smith	7	0	3	3	26
Mike Walton	5	2	0	2	19
Ted Green	7	1	0	1	25
Ace Bailey	1	0	0	0	10
Ed Johnston	1	0	0	0	0
Reg Leach	3	0	0	0	0
Wayne Carleton	4	0	0	0	0
Don Marcotte	4	0	0	0	0
Gerry Cheevers	6	0	0	0	4
Rick Smith	6	0	0	0	0
Don Awrey	7	0	0	0	17

Goaltender	GP	MINS	W-L	GA	GAA
Gerry Cheevers	6	359	3-3	21	3.51
Ed Johnston	1	60	0-1	7	7.00

1971 NOTABLES:

- April 8, 1971: Bobby Orr ties a club record with three second period assists. Boston has a 5-1 lead in the second period, but Montreal scores six unanswered goals to take a 7-5 win.
- April 11, 1971: Bobby Orr becomes the first defenseman in league history to score a playoff hat trick in a 5-2 win in Montreal.

1972

Gm	Date	Opponent	Score
GF	Apr. 5	Toronto	W 5-0
	6	Toronto*	L 3-4
	8	at Toronto	W 2-0
	9	at Toronto	W 5-4
	11	Toronto	W 3-2
SF	Apr. 18	St. Louis	W 6-1
	20	St. Louis	W 10-2
	23	at St. Louis	W 7-2
	25	at St. Louis	W 5-3
F	Apr. 30	NY Rangers	W 6-5
	May 2	NY Rangers	W 2-1
	4	at NY Rangers	L 2-5
	7	at NY Rangers	W 3-2
	9	NY Rangers	L 2-3
	11	at NY Rangers	W 3-0

Player	GP	G	A	PTS	PIM
Phil Esposito	15	9	15	24	24
Bobby Orr	15	5	19	24	19
John Bucyk	15	9	11	20	6
Ken Hodge	15	9	8	17	62
John McKenzie	15	5	12	17	37
Fred Stanfield	15	7	9	16	0
Mike Walton	15	6	6	12	13

Wayne Cashman	15	4	7	11	42
Ed Westfall	15	4	3	7	10
Ace Bailey	13	2	4	6	16
Don Awrey	15	0	4	4	45
Dallas Smith	15	0	4	4	22
Don Marcotte	14	3	0	3	6
Derek Sanderson	11	1	1	2	44
Carol Vadnais	15	0	2	2	43
Chris Hayes	1	0	0	0	0
Garry Peters	1	0	0	0	0
Ed Johnston	7	0	0	0	0
Gerry Cheevers	8	0	0	0	0
Ted Green	10	0	0	0	0

Goaltender	GP	MINS	W-L	GA	GAA
Ed Johnston	7	419	6-1	13	1.86
Gerry Cheevers	8	483	6-2	21	2.61



Milt Schmidt was involved in four of Boston's six Stanley Cup championships, winning two as a player and two as a General Manager. He is pictured here with coach Tom Johnson (center) and Bobby Orr (right).

1972 NOTABLES:

- Bobby Orr wins his second Conn Smythe Trophy as the post-season MVP.
- Orr sets a league record for assists by a defenseman in one post-season with 19. Orr and Phil Esposito lead the NHL in post-season scoring with 24 points each.
- The Bruins score 28 goals in their Semi-Final series sweep vs. St. Louis and the teams combine for 36 goals. It is a league record for goals by one team and by both teams in a four-game series.
- The Bruins set a club record for road wins in one playoff year with a 6-1 road record.
- April 9, 1972: Bobby Orr ties a club mark with three assists in the third period of a 5-4 win in Toronto.
- April 20, 1972: The Bruins tie a team record for goals in a playoff game with a 10-2 victory over St. Louis.
- April 30, 1972: Phil Esposito ties a club mark with three assists in the second period of a 6-5 win vs. NY Rangers.
- May 11, 1972: Gerry Cheevers makes 33 saves and Bobby Orr scores the Cup-winning goal at 11:18 of the first period for a 3-0 win at NY Rangers. It is the Bruins' second Stanley Cup in three years and the fifth championship in their history.

1973

Gm	Date	Opponent	Score
GF	Apr. 4	NY Rangers	L 2-6
	5	NY Rangers	L 2-4
	7	at NY Rangers	W 4-2
	8	at NY Rangers	L 0-4
	10	NY Rangers	L 3-6

Player	GP	G	A	PTS	PIM
Gregg Sheppard	5	2	1	3	0
Derek Sanderson	5	1	2	3	13
John Bucyk	5	0	3	3	0
Doug Roberts	5	2	0	2	6
Wayne Cashman	5	1	1	2	4
Don Marcotte	5	1	1	2	0
Bobby Orr	5	1	1	2	7
Fred Stanfield	5	1	1	2	0
Mike Walton	5	1	1	2	2
Dallas Smith	5	0	2	2	2
Ken Hodge	5	1	0	1	7
Phil Esposito	2	0	1	1	2
Fred O'Donnell	5	0	1	1	5
Ross Brooks	1	0	0	0	0
Gary Doak	2	0	0	0	2
Jacques Plante	2	0	0	0	0
Ed Johnston	3	0	0	0	0
Don Awrey	4	0	0	0	6
Nick Beverley	4	0	0	0	0

Terry O'Reilly	5	0	0	0	2
Carol Vadnais	5	0	0	0	8

Goaltender	GP	MINS	W-L	GA	GAA
Ed Johnston	3	160	1-2	9	3.38
Jacques Plante	2	120	0-2	10	5.00
Ross Brooks	1	20	0-0	3	9.00

1974

Gm	Date	Opponent	Score
GF	Apr. 10	Toronto	W 1-0
	11	Toronto	W 6-3
	13	at Toronto	W 6-3
	14	at Toronto*	W 4-3
SF	Apr. 18	Chicago	L 2-4
	21	Chicago	W 8-6
	23	at Chicago*	L 3-4
	25	at Chicago	W 5-2
	28	Chicago	W 6-2
	30	at Chicago	W 4-2
F	May 7	Philadelphia	W 3-2
	9	Philadelphia*	L 2-3
	12	at Philadelphia	L 1-4
	14	at Philadelphia	L 2-4
	16	Philadelphia	W 5-1
	19	at Philadelphia	L 0-1

Player	GP	G	A	PTS	PIM
Gregg Sheppard	16	11	8	19	4
John Bucyk	16	8	10	18	4
Bobby Orr	16	4	14	18	28
Ken Hodge	16	6	10	16	16
Phil Esposito	16	9	5	14	25
Wayne Cashman	16	5	9	14	46
Carol Vadnais	16	1	12	13	42
Bobby Schmautz	16	3	6	9	44
Dallas Smith	16	1	7	8	20
Terry O'Reilly	16	2	5	7	38
Don Marcotte	16	4	2	6	8
Andre Savard	16	3	2	5	24
Darryl Edestrand	16	1	2	3	15
Gilles Gilbert	16	0	3	3	8
Dave Forbes	16	0	2	2	6
Doug Gibson	1	0	0	0	0
Al Simmons	1	0	0	0	0
Richie Leduc	5	0	0	0	9
Al Sims	16	0	0	0	12

Goaltender	GP	MINS	W-L	GA	GAA
Gilles Gilbert	16	976	10-6	43	2.64

1974 NOTABLES:

- The Semi-Final series vs. Chicago pits Phil Esposito against brother Tony for the second time.
- Gilles Gilbert sets a club record for assists by a goaltender with three in the post-season.
- April 21, 1974: John Bucyk ties a league record with three power play goals in an 8-6 win over Chicago.

1975

Gm	Date	Opponent	Score
GF	Apr. 8	Chicago	W 8-2
	10	at Chicago*	L 3-4
	11	Chicago	L 4-6

Player	GP	G	A	PTS	PIM
Bobby Orr	3	1	5	6	2
Bobby Schmautz	3	1	5	6	6
Carol Vadnais	3	1	5	6	0
Phil Esposito	3	4	1	5	0
Gregg Sheppard	3	3	1	4	5
Ken Hodge	3	1	1	2	0
Andre Savard	3	1	1	2	2
Wayne Cashman	1	0	2	2	0
Dallas Smith	3	0	2	2	4
John Bucyk	3	1	0	1	0
Don Marcotte	3	1	0	1	0
Hank Nowak	3	1	0	1	0
Earl Anderson	3	0	1	1	0
Darryl Edestrand	3	0	1	1	7
Gilles Gilbert	3	0	1	1	0
Gary Doak	3	0	0	0	4
Dave Forbes	3	0	0	0	0
Terry O'Reilly	3	0	0	0	17

Goaltender	GP	MINS	W-L	GA	GAA
Gilles Gilbert	3	187	1-2	12	3.86

PLAYOFF SCORING & RESULTS

1975 NOTABLES:

- The Preliminary series vs. Chicago pits Phil Esposito against brother Tony for the third time. Tony prevails for the first time in three tries.
- April 8, 1975: Phil Esposito scores a hat trick against brother Tony in an 8-2 win over Chicago. It is Phil's second career playoff hat trick against his brother.

1976

Gm	Date	Opponent	Score
GF	Apr.	11 Los Angeles	W 4-0
		13 Los Angeles*	L 2-3
		15 at Los Angeles	L 4-6
		17 at Los Angeles	W 3-0
		20 Los Angeles	W 7-1
SF	Apr.	22 at Los Angeles*	L 3-4
		25 Los Angeles	W 3-0
		27 at Philadelphia	W 4-2
		29 at Philadelphia*	L 1-2
		May 2 Philadelphia	L 2-5
	May	4 Philadelphia	L 2-4
		6 at Philadelphia	L 3-6

Player	GP	G	A	PTS	PIM
Jean Ratelle	12	8	8	16	4
Gregg Sheppard	12	5	6	11	6
Brad Park	11	3	8	11	14
Ken Hodge	12	4	6	10	4
Bobby Schmautz	11	2	8	10	13
John Bucyk	12	2	7	9	0
Don Marcotte	12	4	2	6	8
Wayne Cashman	11	1	5	6	16
Andre Savard	12	1	4	5	9
Terry O'Reilly	12	3	1	4	25
Dallas Smith	11	2	2	4	19
Darryl Edestrand	12	1	3	4	23
Dave Forbes	12	1	1	2	5
Gary Doak	12	1	0	1	22
Joe Zanussi	4	0	1	1	2
Gordie Clark	1	0	0	0	0
Doug Halward	1	0	0	0	0
Al Sims	1	0	0	0	0
Ray Maluta	2	0	0	0	0
Steve Langdon	4	0	0	0	0
Gerry Cheevers	6	0	0	0	0
Gilles Gilbert	6	0	0	0	2
Hank Nowak	10	0	0	0	8
Mike Milbury	11	0	0	0	29

Goaltender	GP	MINS	W-L	GA	GAA
Gerry Cheevers	6	392	2-4	14	2.14
Gilles Gilbert	6	360	3-3	19	3.17

1976 NOTABLES:

- Gerry Cheevers and Gilles Gilbert combine for a team record three shutouts in one playoff year.
- April 13, 1976: Los Angeles' Butch Goring scores the fastest goal in Boston playoff overtime history, scoring at 0:27 to give the Kings a 3-2 victory.
- May 6, 1976: Philadelphia's Reggie Leach ties an NHL record with five goals in a 6-3 Flyers win over Boston in the final game of their Semi-Final series.

1977

Gm	Date	Opponent	Score
GF	Apr.	11 Los Angeles	W 8-3
		13 Los Angeles	W 6-2
		15 at Los Angeles	W 7-6
		17 at Los Angeles	L 4-7
		19 Los Angeles	L 1-3
SF	Apr.	21 at Los Angeles	W 4-3
		24 at Philadelphia*	W 4-3
		26 at Philadelphia*	W 5-4
		28 Philadelphia	W 2-1
		May 1 Philadelphia	W 3-0
F	May	7 at Montreal	L 3-7
		10 at Montreal	L 0-3
		12 Montreal	L 2-4
		14 Montreal*	L 1-2

Player	GP	G	A	PTS	PIM
Jean Ratelle	14	5	12	17	4
Bob Schmautz	14	11	1	12	10
Gregg Sheppard	14	5	7	12	8
Brad Park	14	2	10	12	4
Don Marcotte	14	5	6	11	10
Terry O'Reilly	14	5	6	11	28

Rick Middleton	13	5	4	9	0
Wayne Cashman	14	1	8	9	18
Rick Smith	14	0	9	9	14
Peter McNab	14	5	3	8	2
Stan Jonathan	14	4	2	6	24
Mike Milbury	13	2	2	4	47
John Wensink	13	0	3	3	8
Gary Doak	14	0	2	2	26
Matti Hagman	8	0	1	1	0
Dave Forbes	14	0	1	1	2
Gilles Gilbert	1	0	0	0	0
Earl Anderson	2	0	0	0	0
Al Sims	2	0	0	0	0
Darryl Edestrand	3	0	0	0	2
John Bucyk	5	0	0	0	0
Doug Halward	6	0	0	0	4
Gerry Cheevers	14	0	0	0	4

Goaltender	GP	MINS	W-L	GA	GAA
Gerry Cheevers	14	856	8-5	44	3.08
Gilles Gilbert	1	20	0-1	3	9.00

1977 NOTABLES:

- Bobby Schmautz ties a team record for goals in a playoff series, scoring eight times in the Quarter-Final series vs. Los Angeles.
- April 11, 1977: Bobby Schmautz sets a club record for goals in one playoff period, scoring a first period hat trick in an 8-3 win over Los Angeles. Jean Ratelle ties a club record for assists in a period with three in the first.
- April 15, 1977: Bobby Schmautz scores the fastest goal from the start of a period in team history, scoring at the 0:10 mark of the third period in a 7-6 win over Los Angeles.
- April 26, 1977: The Bruins and Flyers combine for the second-fastest four goals in league history, as Boston scored three goals and Philadelphia added one in a 1:38 span of the second period.

1978

Gm	Date	Opponent	Score
GF	Apr.	17 Chicago	W 6-1
		19 Chicago*	W 4-3
		21 at Chicago*	W 4-3
SF	May	23 at Chicago	W 5-2
		2 Philadelphia*	W 3-2
		4 Philadelphia	W 7-5
		7 at Philadelphia	L 1-3
		9 at Philadelphia	W 4-2
F	May	11 Philadelphia	W 6-3
		13 at Montreal	L 1-4
		16 at Montreal*	L 2-3
		18 Montreal	W 4-0
		21 Montreal*	W 4-3
		23 at Montreal	L 1-4
		25 Montreal	L 1-4

Player	GP	G	A	PTS	PIM
Brad Park	15	9	11	20	14
Peter McNab	15	8	11	19	2
Bobby Schmautz	15	7	8	15	11
Terry O'Reilly	15	5	10	15	40
Gregg Sheppard	15	2	10	12	6
John Bucyk	15	4	6	10	13
Jean Ratelle	15	3	7	10	0
Don Marcotte	15	5	4	9	8
Mike Milbury	15	1	8	9	27
Rick Middleton	15	5	2	7	0
Rick Smith	15	1	5	6	18
John Wensink	15	2	2	4	54
Bob Miller	13	0	3	3	15
Gary Doak	12	1	0	1	4
Dennis O'Brien	14	0	1	1	28
Stan Jonathan	15	0	1	1	36
Ron Grahame	4	0	0	0	0
Al Sims	9	0	0	0	0
Gerry Cheevers	12	0	0	0	6

Goaltender	GP	MINS	W-L	GA	GAA
Ron Grahame	4	202	2-1	7	2.08
Gerry Cheevers	12	732	8-4	35	2.87

1978 NOTABLES:

- The Bruins set a club record with four overtime wins in the post-season.
- Brad Park ties Bobby Orr's league record for goals by a defenseman in one playoff year with nine.

1979

Gm	Date	Opponent	Score
GF	Apr.	16 Pittsburgh	W 6-2
		18 Pittsburgh	W 4-3
		21 at Pittsburgh	W 2-1
		22 at Pittsburgh	W 4-1
		26 at Montreal	L 2-4
SF	Apr.	28 at Montreal	L 2-5
		May 1 Montreal	W 2-1
		3 Montreal*	W 4-3
		5 at Montreal	L 1-5
		8 Montreal	W 5-2
		10 at Montreal*	L 4-5

Player	GP	G	A	PTS	PIM
Jean Ratelle	11	7	6	13	2
Rick Middleton	11	4	8	12	0
Wayne Cashman	10	4	5	9	8
Don Marcotte	11	5	3	8	10
Peter McNab	11	5	3	8	0
Mike Milbury	11	1	7	8	7
Terry O'Reilly	11	0	6	6	25
Stan Jonathan	11	4	1	5	12
Brad Park	11	1	4	5	8
Bob Schmautz	11	2	2	4	6
Dwight Foster	11	1	3	4	0
Dick Redmond	11	1	3	4	2
Rick Smith	11	0	4	4	12
Bob Miller	11	1	1	2	8
Gary Doak	7	0	2	2	4
Al Sims	11	0	2	2	0
John Wensink	8	0	1	1	19
Al Secord	4	0	0	0	4
Gilles Gilbert	5	0	0	0	0
Gerry Cheevers	6	0	0	0	0

Goaltender	GP	MINS	W-L	GA	GAA
Gerry Cheevers	6	359	4-2	15	2.50
Gilles Gilbert	5	313	3-2	16	3.06

1980

Gm	Date	Opponent	Score
PS	Apr.	8 Pittsburgh	L 2-4
		10 Pittsburgh	W 4-1
		12 at Pittsburgh	L 1-4
		13 at Pittsburgh	W 8-3
		14 Pittsburgh	W 6-2
QF	Apr.	16 NY Islanders*	L 1-2
		17 NY Islanders*	L 4-5
		19 at NY Islanders	L 3-5
		21 at NY Islanders*	W 4-3
		22 NY Islanders	L 2-4

Player	GP	G	A	PTS	PIM
Peter McNab	10	8	6	14	2
Ray Bourque	10	2	9	11	27
Terry O'Reilly	10	3	6	9	69
Brad Park	10	3	6	9	4
Dwight Foster	9	3	5	8	2
Rick Middleton	10	4	2	6	5
Wayne Cashman	10	3	3	6	32
Bob Miller	10	3	2	5	4
Craig MacTavish	10	2	3	5	7
Don Marcotte	10	2	3	5	4
Dick Redmond	10	0	3	3	9
Al Secord	10	0	3	3	65
Rick Smith	6	1	1	2	2
Brad McCrimmon	10	1	1	2	28
Mike Milbury	10	0	2	2	50
Bobby Lalonde	4	0	1	1	2
Jean Ratelle	3	0	0	0	0
John Wensink	3	0	0	0	5
Gary Doak	4	0	0	0	0
Stan Jonathan	9	0	0	0	29
Gerry Cheevers	10	0	0	0	0

Goaltender	GP	MINS	W-L	GA	GAA
Gerry Cheevers	10	617	4-6	32	3.11

1980 NOTABLES:

- April 17, 1980: The Bruins and Islanders set a league record for penalty minutes in a period, combining for 248 PIM (124 each) in the first. The teams would finish with a combined 254 total in the 5-4 Islanders overtime win.
- April 21, 1980: Rick Middleton ties the game at 19:40 of the third period and Terry O'Reilly nets the game-winner at 17:13 of overtime for a 4-3 win at NY Islanders.

PLAYOFF SCORING & RESULTS

1981

Gm	Date	Opponent	Score		
PS	Apr. 8	Minnesota*	L	4-5	
	9	Minnesota	L	6-9	
	11	at Minnesota	L	3-6	
Player	GP	G	A	PTS	PIM
Don Marcotte	3	2	2	4	6
Mike O'Connell	3	1	3	4	2
Brad Park	3	1	3	4	11
Peter McNab	3	3	0	3	0
Bobby Lalonde	3	2	1	3	2
Terry O'Reilly	3	1	2	3	12
Keith Crowder	3	2	0	2	9
Dwight Foster	3	1	1	2	0
Mike Milbury	2	0	1	1	10
Ray Bourque	3	0	1	1	2
Wayne Cashman	3	0	1	1	0
Steve Kasper	3	0	1	1	0
Brad McCrimmon	3	0	1	1	2
Rick Middleton	3	0	1	1	2
Dick Redmond	3	0	1	1	2
Marco Baron	1	0	0	0	0
Mike Gillis	1	0	0	0	0
Stan Jonathan	3	0	0	0	30
Jean Ratelle	3	0	0	0	0
Rogie Vachon	3	0	0	0	0
Goaltender	GP	MINS	W-L	GA	GAA
Rogie Vachon	3	163	0-2	16	5.88
Marco Baron	1	20	0-1	3	9.00

1981 NOTABLES:

- April 9, 1981: Peter McNab takes the only Bruins penalty shot in team history, unsuccessful against Minnesota's Don Beaupre.
- April 11, 1981: The Bruins set a league record for short-handed goals in a playoff game with three in a 6-3 loss in Minnesota. The North Stars also scored a shorthanded goal as the teams combined for an NHL mark of four in one game. Bobby Lalonde sets a league mark with two of the shorthanded goals.

1982

Gm	Date	Opponent	Score		
DSF	Apr. 7	Buffalo	W	3-1	
	8	Buffalo	W	7-3	
	10	at Buffalo	L	2-5	
	11	at Buffalo	W	5-2	
DF	Apr. 15	Quebec	W	4-3	
	16	Quebec	W	8-4	
	18	at Quebec*	L	2-3	
	19	at Quebec	L	2-7	
	21	Quebec	L	3-4	
	23	at Quebec*	W	6-5	
	25	Quebec	L	1-2	
Player	GP	G	A	PTS	PIM
Barry Pederson	11	7	11	18	2
Rick Middleton	11	6	9	15	0
Peter McNab	11	6	8	14	6
Terry O'Reilly	11	5	4	9	56
Steve Kasper	11	3	6	9	22
Bruce Crowder	11	5	3	8	9
Ray Bourque	9	1	5	6	16
Brad Park	11	1	4	5	4
Keith Crowder	11	2	2	4	14
Mike O'Connell	11	2	2	4	20
Don Marcotte	11	0	4	4	10
Mike Milbury	11	0	4	4	6
Tom Fergus	6	3	0	3	0
Mike Gillis	11	1	2	3	6
Larry Melnyk	11	0	3	3	40
Wayne Cashman	9	0	2	2	6
Dave Barr	5	1	0	1	0
Randy Hillier	8	0	1	1	16
Mike Moffat	11	0	1	1	8
Mike Krushelnyski	1	0	0	0	2
Rogie Vachon	1	0	0	0	0
Brad McCrimmon	2	0	0	0	2
Dick Redmond	2	0	0	0	0
Stan Jonathan	10	0	0	0	6
Goaltender	GP	MINS	W-L	GA	GAA
Rogie Vachon	1	20	0-0	1	3.00
Mike Moffat	11	662	6-5	38	3.45

1982 NOTABLES:

- Barry Pederson sets a club record for assists and points by a rookie in one post-season with 7-11=18 totals.
- April 8, 1982: Barry Pederson ties an NHL record with four points and ties a club record with three goals in the second period of a 7-3 win over Buffalo.
- April 11, 1982: Peter McNab ties an NHL record with four points and ties a club record with three assists in the second period of a 5-2 victory in Buffalo.

1983

Gm	Date	Opponent	Score		
DSF	Apr. 5	Quebec*	W	4-3	
	7	Quebec	W	4-2	
	9	at Quebec	L	1-2	
	10	at Quebec	W	2-1	
DF	Apr. 14	Buffalo	L	4-7	
	15	Buffalo	W	5-3	
	17	at Buffalo	L	3-4	
	18	at Buffalo	W	6-2	
	20	Buffalo	W	9-0	
	22	at Buffalo	L	3-5	
	24	Buffalo*	W	3-2	
SF	Apr. 26	NY Islanders	L	2-5	
	28	NY Islanders	W	4-1	
	30	at NY Islanders	L	3-7	
	May 3	at NY Islanders	L	3-8	
	5	NY Islanders	W	5-1	
	7	at NY Islanders	L	4-8	
Player	GP	G	A	PTS	PIM
Rick Middleton	17	11	22	33	6
Barry Pederson	17	14	18	32	21
Ray Bourque	17	8	15	23	10
Mike Krushelnyski	17	8	6	14	12
Brad Park	16	3	9	12	18
Peter McNab	15	3	5	8	4
Mike O'Connell	17	3	5	8	12
Keith Crowder	17	1	6	7	54
Gord Kluzak	17	1	4	5	54
Bruce Crowder	17	3	1	4	32
Craig MacTavish	17	3	1	4	18
Tom Fergus	15	2	2	4	15
Mike Gillis	12	1	3	4	2
Steve Kasper	12	2	1	3	10
Brad Palmer	7	1	0	1	0
Luc Dufour	17	1	0	1	30
Wayne Cashman	8	0	1	1	0
Marty Howe	12	0	1	1	9
Randy Hillier	3	0	0	0	4
Dave Barr	10	0	0	0	2
Larry Melnyk	11	0	0	0	9
Pete Peeters	17	0	0	0	8
Goaltender	GP	MINS	W-L	GA	GAA
Pete Peeters	17	1022	9-8	61	3.58

Player	GP	G	A	PTS	PIM
Rick Middleton	17	11	22	33	6
Barry Pederson	17	14	18	32	21
Ray Bourque	17	8	15	23	10
Mike Krushelnyski	17	8	6	14	12
Brad Park	16	3	9	12	18
Peter McNab	15	3	5	8	4
Mike O'Connell	17	3	5	8	12
Keith Crowder	17	1	6	7	54
Gord Kluzak	17	1	4	5	54
Bruce Crowder	17	3	1	4	32
Craig MacTavish	17	3	1	4	18
Tom Fergus	15	2	2	4	15
Mike Gillis	12	1	3	4	2
Steve Kasper	12	2	1	3	10
Brad Palmer	7	1	0	1	0
Luc Dufour	17	1	0	1	30
Wayne Cashman	8	0	1	1	0
Marty Howe	12	0	1	1	9
Randy Hillier	3	0	0	0	4
Dave Barr	10	0	0	0	2
Larry Melnyk	11	0	0	0	9
Pete Peeters	17	0	0	0	8

Goaltender	GP	MINS	W-L	GA	GAA
Pete Peeters	17	1022	9-8	61	3.58

1983 NOTABLES:

- The Bruins tie a league record for most goals in a seven-game series, scoring 33 goals in their Division Final series vs. Buffalo.
- Rick Middleton sets league records for assists and points in a playoff series other than a Final with 5-14=19 totals in the Division Final vs. Buffalo. Barry Pederson's 16 points in that series were the second-most in NHL history in that category.
- Middleton's 22 assists and 33 points are club records for one playoff year.
- Mike Krushelnyski sets a club record for goals by a rookie in one playoff year with eight.
- April 5, 1983: The Bruins come back from an 0-3 second period deficit to beat Quebec by a 4-3 overtime score.
- April 18, 1983: Rick Middleton sets a club record for points in a playoff game with 2-4=6 totals in a 6-2 win in Buffalo.
- April 24, 1983: Brad Park scores at 1:52 of overtime to give the Bruins a 3-2 game seven win over Buffalo in their Division Final series.

1984

Gm	Date	Opponent	Score		
DSF	Apr. 4	Montreal	L	1-2	
	5	Montreal	L	1-3	
	7	at Montreal	L	0-5	
Player	GP	G	A	PTS	PIM
Tom Fergus	3	2	0	2	9
Ray Bourque	3	0	2	2	0
Barry Pederson	3	0	1	1	2
Craig MacTavish	1	0	0	0	0
Mike Krushelnyski	2	0	0	0	0

John Blum	3	0	0	0	4
Bruce Crowder	3	0	0	0	0
Keith Crowder	3	0	0	0	7
Brian Curran	3	0	0	0	7
Dave Donnelly	3	0	0	0	0
Mike Gillis	3	0	0	0	2
Steve Kasper	3	0	0	0	7
Gord Kluzak	3	0	0	0	0
Rick Middleton	3	0	0	0	0
Mike Milbury	3	0	0	0	12
Jim Nill	3	0	0	0	4
Mike O'Connell	3	0	0	0	0
Terry O'Reilly	3	0	0	0	14
Pete Peeters	3	0	0	0	2
Dave Silk	3	0	0	0	7

Goaltender	GP	MINS	W-L	GA	GAA
Pete Peeters	3	180	0-3	10	3.33

1985

Gm	Date	Opponent	Score		
DSF	Apr. 10	at Montreal	W	5-3	
	11	at Montreal	L	3-5	
	13	Montreal	L	2-4	
	14	Montreal	W	7-6	
	16	at Montreal	L	0-1	

Player	GP	G	A	PTS	PIM
Ken Linseman	5	4	6	10	8
Mike O'Connell	5	1	5	6	0
Keith Crowder	4	3	2	5	19
Charlie Simmer	5	2	2	4	2
Rick Middleton	5	3	0	3	0
Terry O'Reilly	5	1	2	3	9
Ray Bourque	5	0	3	3	4
Butch Goring	5	1	1	2	0
Geoff Courtnall	5	0	2	2	7
Steve Kasper	5	1	0	1	9
Dave Reid	5	1	0	1	0
Frank Simonetti	5	0	1	1	2
Dave Donnelly	1	0	0	0	0
Morris Lukowich	1	0	0	0	0
Nevin Markwart	1	0	0	0	0
Pete Peeters	1	0	0	0	0
Doug Keans	4	0	0	0	0
John Blum	5	0	0	0	13
Tom Fergus	5	0	0	0	4
Mike Milbury	5	0	0	0	10
Louis Sleigher	5	0	0	0	4
Mats Thelin	5	0	0	0	6

Goaltender	GP	MINS	W-L	GA	GAA
Doug Keans	4	238	2-2	15	3.78
Pete Peeters	1	60	0-1	4	4.00

1985 NOTABLES:

- April 14, 1985: The Bruins come back from a 1-4 second period deficit, including four goals in a 4:41 span, to take a 7-6 win over Montreal and force a deciding game five in their Division Semi-Final series. Ken Linseman ties a league record with four second period points (2-2=4) to lead the comeback.
- April 16, 1985: Montreal's Mats Naslund scores the series-clinching goal at 19:09 of the third period in a 1-0 Canadiens victory.

1986

Gm	Date	Opponent	Score		
DSF	Apr. 9	at Montreal	L	1-3	
	10	at Montreal	L	2-3	
	12	Montreal	L	3-4	

Player	GP	G	A	PTS	PIM
Randy Burridge	3	0	4	4	12
Keith Crowder	3	2	0	2	21
Gord Kluzak	3	1	1	2	16
Dwight Foster	3	0	2	2	2
Steve Kasper	3	1	0	1	4
Reed Larson	3	1	0	1	6
Barry Pederson	3	1	0	1	0
Ken Linseman	3	0	1	1	17
Dave Pasin	3	0	1	1	0
Mike Milbury	1	0	0	0	17
Pat Riggan	1	0	0	0	2
Louis Sleigher	1	0	0	0	14
Brian Curran	2	0	0	0	4
Jay Miller	2	0	0	0	17
Kraig Nienhuis	2	0	0	0	14
Bill Ranford	2	0	0	0	0

PLAYOFF SCORING & RESULTS

John Blum	3	0	0	0	6
Ray Bourque	3	0	0	0	0
Geoff Courtnall	3	0	0	0	2
Charlie Simmer	3	0	0	0	4
Frank Simonetti	3	0	0	0	0
Michael Thelven	3	0	0	0	0

Goaltender	GP	MINS	W-L	GA	GAA
Pat Riggin	1	60	0-1	3	3.00
Bill Ranford	2	119	0-2	7	3.52

1987

Gm	Date	Opponent	Score
DSF	Apr. 8	at Montreal	L 2-6
	9	at Montreal*	L 3-4
	11	Montreal	L 4-5
	12	Montreal	L 2-4

Player	GP	G	A	PTS	PIM
Cam Neely	4	5	1	6	8
Rick Middleton	4	2	2	4	0
Thomas Gradin	4	0	4	4	0
Ray Bourque	4	1	2	3	0
Ken Linseman	4	1	1	2	22
Tom McCarthy	4	1	1	2	4
Steve Kasper	3	0	2	2	0
Reed Larson	4	0	2	2	2
Randy Burridge	2	1	0	1	2
Keith Crowder	4	0	1	1	4
Charlie Simmer	1	0	0	0	2
Lyndon Byers	1	0	0	0	0
Geoff Courtnall	1	0	0	0	0
Doug Keans	2	0	0	0	4
Bill Ranford	2	0	0	0	0
Dave Reid	2	0	0	0	0
Dwight Foster	3	0	0	0	0
Bob Sweeney	3	0	0	0	0
Nevin Markwart	4	0	0	0	9
Frank Simonetti	4	0	0	0	6
Mike Milbury	4	0	0	0	4
Wade Campbell	4	0	0	0	11
Greg Johnston	4	0	0	0	0
Allen Pedersen	4	0	0	0	4

Goaltender	GP	MINS	W-L	GA	GAA
Bill Ranford	2	122	0-2	8	3.93
Doug Keans	2	119	0-2	11	5.55

1988

Gm	Date	Opponent	Score
DSF	Apr. 6	Buffalo	W 7-3
	7	Buffalo	W 4-1
	9	at Buffalo	L 2-6
	10	at Buffalo*	L 5-6
	12	Buffalo	W 5-4
	14	at Buffalo	W 5-2
DF	Apr. 18	at Montreal	L 2-5
	20	at Montreal	W 4-3
	22	Montreal	W 3-1
	24	Montreal	W 2-0
	26	at Montreal	W 4-1
SF	May 2	New Jersey	W 5-3
	4	New Jersey*	L 2-3
	6	at New Jersey	W 6-1
	8	at New Jersey	L 1-3
	10	New Jersey	W 7-1
	12	at New Jersey	L 3-6
	14	New Jersey	W 6-2
F	May 18	at Edmonton	L 1-2
	20	at Edmonton	L 2-4
	22	Edmonton	L 3-6
	24	Edmonton**	3-3
	26	at Edmonton	L 3-6

** - Game suspended (blackout). Statistics from this game are included in player totals but it is not an 'official' game played.

Player	GP	G	A	PTS	PIM
Ken Linseman	23	11	14	25	56
Ray Bourque	23	3	18	21	26
Cam Neely	23	9	8	17	51
Craig Janney	23	6	10	16	11
Bobby Joyce	23	8	6	14	18
Glen Wesley	23	6	8	14	22
Bob Sweeney	23	6	8	14	66
Steve Kasper	23	7	6	13	10
Gord Kluzak	23	4	8	12	59
Keith Crowder	23	3	9	12	44
Randy Burridge	23	2	10	12	16

Rick Middleton	19	5	5	10	4
Tom McCarthy	13	3	4	7	18
Moe Lemay	15	4	2	6	32
Michael Thelven	21	3	3	6	26
Willi Plett	17	2	4	6	74
Lyndon Byers	11	1	2	3	62
Greg Hawgood	3	1	0	1	0
Bruce Shoenbottom	4	1	0	1	42
Greg Johnston	3	0	1	1	2
John Blum	3	0	1	1	0
Reed Larson	8	0	1	1	6
Reggie Lemelin	17	0	1	1	2
Nevin Markwart	2	0	0	0	2
Andy Moog	7	0	0	0	0
Billy O'Dwyer	9	0	0	0	0
Jay Miller	12	0	0	0	124
Allen Pedersen	21	0	0	0	34

Goaltender	GP	MINS	W-L	GA	GAA
Reggie Lemelin	17	1024	11-6	45	2.64
Andy Moog	7	354	1-4	25	4.23

1988 NOTABLES:

- The Bruins return to the Stanley Cup Finals for the first time since 1978.
- The Bruins set two playoff power play goal records, with their 11 goals scored in the Semi-Final vs. New Jersey their most in one series and the 17 combined in the Division Semi-Final series vs. Buffalo (Boston, 6; Buffalo, 11) the most by both teams in one series.
- The Bruins set three club post-season penalty minute records in their Division Semi-Final series vs. Buffalo, taking 95 penalties, recording 308 penalty minutes and both teams combining for 611 PIM.
- Ray Bourque's 18 assists are the fourth-highest total by a defenseman in one post-season in league history.
- Bobby Joyce ties a club record for post-season goals by a rookie with eight.
- Jay Miller sets a club record for penalty minutes in one playoff year with 124.
- April 9, 1988: Buffalo's John Tucker takes the first playoff penalty shot against the Bruins since 1937, scoring against Andy Moog.
- April 26, 1988: Cam Neely and Steve Kasper score twice each and the Bruins clinch their Division Final series with a 4-1 win in Montreal. It is Boston's first post-season series win over Montreal since 1943.
- May 24, 1988: Game four of the Stanley Cup Final series vs. Edmonton becomes the game that was never officially played when a blown transformer in North Station causes a power outage in Boston Garden. NHL officials and representatives from both teams agree to play the game as a game seven should it become necessary. Player statistics from the game are included in player post-season totals.

1989

Gm	Date	Opponent	Score
DSF	Apr. 5	Buffalo	L 0-6
	6	Buffalo	W 5-3
	8	at Buffalo	W 4-2
	9	at Buffalo	W 3-2
	11	Buffalo	W 4-1
DF	Apr. 17	at Montreal	L 2-3
	19	at Montreal*	L 2-3
	21	Montreal	L 4-5
	23	Montreal	W 3-2
	25	at Montreal	L 2-3

Player	GP	G	A	PTS	PIM
Craig Janney	10	4	9	13	21
Cam Neely	10	7	2	9	8
Michael Thelven	10	1	7	8	8
Bobby Joyce	9	5	2	7	2
Randy Burridge	10	5	2	7	8
Bob Sweeney	10	2	4	6	19
Ray Neufeld	10	2	3	5	9
Ray Bourque	10	0	4	4	6
John Carter	10	1	2	3	6
Bob Carpenter	8	1	1	2	4
Bruce Shoenbottom	10	0	2	2	35
Greg Hawgood	10	0	2	2	2
Glen Wesley	10	0	2	2	4
Keith Crowder	10	0	2	2	37
Andy Brickley	10	0	2	2	0
Greg Johnston	10	1	0	1	6
Andy Moog	6	0	1	1	0
Garry Galley	9	0	1	1	33
Carl Mokosak	1	0	0	0	0
Robert Cimetta	1	0	0	0	15
Lyndon Byers	2	0	0	0	0

Reggie Lemelin	4	0	0	0	2
Allen Pedersen	10	0	0	0	2

Goaltender	GP	MINS	W-L	GA	GAA
Andy Moog	6	359	4-2	14	2.34
Reggie Lemelin	4	252	1-3	16	3.82

1989 NOTABLES:

- April 6, 1989: The Bruins come back from an 0-3 second period deficit vs. Buffalo for a 5-3 victory.
- April 23, 1989: The Bruins score the fastest two playoff goals in club history as Cam Neely and Michael Thelven tally twice in an 0:07 span in a 3-2 victory over Montreal.

1990

Gm	Date	Opponent	Score
DSF	Apr. 5	Hartford	L 3-4
	7	Hartford	W 3-1
	9	at Hartford	L 3-5
	11	at Hartford	W 6-5
	13	Hartford	W 3-2
	15	at Hartford*	L 2-3
	17	Hartford	W 3-1
DF	Apr. 19	Montreal	W 1-0
	21	Montreal*	W 5-4
	23	at Montreal	W 6-3
	25	at Montreal	L 1-4
	27	Montreal	W 3-1
SF	May 3	Washington	W 5-3
	5	Washington	W 3-0
	7	at Washington	W 4-1
	9	at Washington	W 3-2
F	May 15	Edmonton*	L 2-3
	18	Edmonton	L 2-7
	20	at Edmonton	W 2-1
	22	at Edmonton	L 1-5
	24	Edmonton	L 1-4

Player	GP	G	A	PTS	PIM
Cam Neely	21	12	16	28	51
Craig Janney	18	3	19	22	2
Ray Bourque	17	5	12	17	16
Randy Burridge	21	4	11	15	14
Dave Poulin	18	8	5	13	8
Brian Propp	20	4	9	13	2
Bob Carpenter	21	4	6	10	39
John Carter	21	6	3	9	45
Glen Wesley	21	2	6	8	36
Garry Galley	21	3	3	6	34
Don Sweeney	21	1	5	6	18
Dave Christian	21	4	1	5	4
Greg Hawgood	15	1	3	4	12
John Byce	8	2	0	2	2
Bob Beers	14	1	1	2	18
Bob Sweeney	20	0	2	2	30
Greg Johnston	5	1	0	1	4
Lyndon Byers	17	1	0	1	12
Jim Wiemer	8	0	1	1	4
Peter Douris	8	0	1	1	5
Lou Crawford	1	0	0	0	0
Billy O'Dwyer	1	0	0	0	2
Andy Brickley	2	0	0	0	0
Reggie Lemelin	3	0	0	0	0
Bobby Gould	17	0	0	0	4
Andy Moog	20	0	0	0	6
Allen Pedersen	21	0	0	0	41

Goaltender	GP	MINS	W-L	GA	GAA
Andy Moog	20	1195	13-7	44	2.21
Reggie Lemelin	3	135	0-1	13	5.79

1990 NOTABLES:

- The Bruins set a team record for wins in one post-season with a 13-8 record overall and tie the club mark for home playoff wins with an 8-4 home mark.
- The Bruins face two penalty shots in the same post-season for the first time in their history with Andy Moog stopping Washington's Kelly Miller on May 3 in the Conference Final and Reggie Lemelin stopping Edmonton's Petr Klima on May 18 in the Stanley Cup Final.
- April 11, 1990: The Bruins prevent the Whalers from going up 3-1 in their Division Semi-Final series as they come back from a 2-5 third period deficit to score four straight goals and even the series at two games apiece with a 6-5 win.
- May 3, 1990: Cam Neely scores in a 5-3 win over Washington to become Boston's all-time playoff goal leader.
- May 15, 1990: The Bruins and Oilers play the longest game in Stanley Cup Finals history as Edmonton's Petr Klima scores at 15:13 of the third overtime period to give the Oilers a 3-2

PLAYOFF SCORING & RESULTS

win after 115:13 of play.

• May 20, 1990: John Byce ties the NHL record for fastest goal at the start of a playoff game, scoring just 0:10 into the first period in a 2-1 win in Edmonton.

1991

Gm	Date	Opponent	Score
DSF	Apr.	3 Hartford	L 2-5
		5 Hartford	W 4-3
		7 at Hartford	W 6-3
		9 at Hartford	L 3-4
		11 Hartford	W 6-1
DF	Apr.	13 at Hartford	W 3-1
		17 Montreal	W 2-1
		19 Montreal*	L 3-4
		21 at Montreal	W 3-2
		23 at Montreal	L 2-6
SF	May	25 Montreal	W 4-1
		27 at Montreal*	L 2-3
		29 Montreal	W 2-1
		1 Pittsburgh	W 6-3
		3 Pittsburgh*	W 5-4
		5 at Pittsburgh	L 1-4
		7 at Pittsburgh	L 1-4
		9 Pittsburgh	L 2-7
		11 at Pittsburgh	L 3-5



Ray Bourque became Boston's all-time leading playoff scorer on April 21, 1991.

Player	GP	G	A	PTS	PIM
Ray Bourque	19	7	18	25	12
Craig Janney	18	4	18	22	11
Cam Neely	19	16	4	20	36
Vladimir Ruzicka	17	2	11	13	0
Dave Christian	19	8	4	12	4
Glen Wesley	19	2	9	11	19
Ken Hodge	15	4	6	10	6
Dave Poulin	16	0	9	9	20
Petri Skriko	18	4	4	8	4
Bob Sweeney	17	4	2	6	45
Garry Galley	16	1	5	6	17
Jeff Lazaro	19	3	2	5	30
Jim Wiemer	16	1	3	4	14
Don Sweeney	19	3	0	3	25
Randy Burridge	19	0	3	3	39
Chris Nilan	19	0	2	2	62
Nevin Markwart	12	1	0	1	22
Bob Carpenter	1	0	1	1	2
Stephane Quintal	3	0	1	1	7
Peter Douris	7	0	1	1	6
Lyndon Byers	1	0	0	0	10
Chris Winnes	1	0	0	0	0
Wes Walz	2	0	0	0	0
Reggie Lemelin	2	0	0	0	0
Bob Beers	6	0	0	0	4
Allen Pedersen	8	0	0	0	10
Ron Hoover	8	0	0	0	18
Ken Hammond	8	0	0	0	10
Andy Moog	19	0	0	0	4

Goaltender	GP	MINS	W-L	GA	GAA
Reggie Lemelin	2	32	0-0	0	0.00
Andy Moog	19	1133	10-9	60	3.18

1991 NOTABLES:

- The Bruins set a club record with 24 power play goals in this post-season.
- Cam Neely ties an NHL record with nine power play goals in one post-season. His 16 goals overall are a team record.
- Ray Bourque's 18 assists tie his own mark of the fourth-highest total by a defenseman in one post-season in league history. His 7-18=25 totals in the playoffs are the most ever by a Bruins defenseman.
- April 11, 1991: The Bruins tie a league record with four

power play goals in the third period in a 6-1 win over Hartford. Their six goals overall in the third period are the most in team history.

- April 21, 1991: Ray Bourque has an assist in a 3-2 win in Montreal to become Boston's all-time leading playoff scorer.
- April 25, 1991: Cam Neely scores the fastest two goals by one player in team history, scoring at 7:58 and 8:09 of the third period in a 4-1 win over Montreal. He finishes with his second hat trick of this post-season, tying Phil Esposito's club mark for one playoff year.

1992

Gm	Date	Opponent	Score
DSF	Apr.	19 Buffalo	L 2-3
		21 Buffalo*	W 3-2
		23 at Buffalo	W 3-2
		25 at Buffalo*	W 5-4
		27 Buffalo	L 0-2
DF	May	29 at Buffalo	L 3-9
		1 Buffalo	W 3-2
		3 at Montreal	W 6-4
		5 at Montreal*	W 3-2
		7 Montreal	W 3-2
SF	May	9 Montreal	W 2-0
		17 at Pittsburgh*	L 3-4
		19 at Pittsburgh	L 2-5
		21 Pittsburgh	L 1-5
		23 Pittsburgh	L 1-5

Player	GP	G	A	PTS	PIM
Adam Oates	15	5	14	19	4
Joe Juneau	15	4	8	12	21
Ray Bourque	12	3	6	9	12
Ted Donato	15	3	4	7	4
Dave Reid	15	2	5	7	4
Glen Murray	15	4	2	6	10
Dave Poulin	15	3	3	6	22
Glen Wesley	15	2	4	6	16
Peter Douris	7	2	3	5	0
Vladimir Ruzicka	13	2	3	5	2
Steve Leach	15	4	0	4	10
Jim Wiemer	15	1	3	4	14
Gord Hynes	12	1	2	3	6
Steve Heinze	7	0	3	3	17
Brent Hughes	10	2	0	2	20
Bob Sweeney	14	1	0	1	25
Gord Murphy	15	1	0	1	12
Bob Carpenter	8	0	1	1	6
Jeff Lazaro	9	0	1	1	2
Andy Moog	15	0	1	1	17
Bob Beers	1	0	0	0	0
Clark Donatelli	2	0	0	0	0
Reggie Lemelin	2	0	0	0	0
Matt Hervey	5	0	0	0	6
Lyndon Byers	5	0	0	0	12
Don Sweeney	15	0	0	0	10

Goaltender	GP	MINS	W-L	GA	GAA
Andy Moog	15	866	8-7	46	3.19
Reggie Lemelin	2	54	0-0	3	3.33

1992 NOTABLES:

- Andy Moog sets a club record for penalty minutes by a goaltender in one playoff year with 17.
- April 21, 1992: Adam Oates scores the unassisted game-winning goal at 11:14 of overtime directly off of the face-off drop.

1993

Gm	Date	Opponent	Score
DSF	Apr.	18 Buffalo*	L 4-5
		20 Buffalo	L 0-4
		22 at Buffalo*	L 3-4
		24 at Buffalo*	L 5-6

Player	GP	G	A	PTS	PIM
Adam Oates	4	0	9	9	4
Joe Juneau	4	2	4	6	6
Cam Neely	4	4	1	5	4
Steve Leach	4	1	1	2	2
Dave Poulin	4	1	1	2	10
Steve Heinze	4	1	1	2	2
Ray Bourque	4	1	0	1	2
Peter Douris	4	1	0	1	0
Bryan Smolinski	4	1	0	1	2
David Shaw	4	0	1	1	6
Ted Donato	4	0	1	1	0
Brent Hughes	1	0	0	0	2

Jim Wiemer	1	0	0	0	4
John Blue	2	0	0	0	0
Andy Moog	3	0	0	0	0
Tim Sweeney	3	0	0	0	0
Stephane Richer	3	0	0	0	0
Darin Kimble	4	0	0	0	2
Gordie Roberts	4	0	0	0	6
Don Sweeney	4	0	0	0	4
Glen Wesley	4	0	0	0	0
Dmitri Kvartalnov	4	0	0	0	0

Goaltender	GP	MINS	W-L	GA	GAA
John Blue	2	96	0-1	5	3.12
Andy Moog	3	161	0-3	14	5.22

1994

Gm	Date	Opponent	Score
CGF	Apr.	16 Montreal	W 3-2
		18 Montreal	L 2-3
		21 at Montreal	W 6-3
		23 at Montreal	L 2-5
		25 Montreal*	L 1-2
CSF	May	27 at Montreal	W 3-2
		29 Montreal	W 5-3
		1 at New Jersey	W 2-1
		3 at New Jersey*	W 6-5
		5 New Jersey	L 2-4
		7 New Jersey*	L 4-5
		9 at New Jersey	L 0-2
		11 New Jersey	L 3-5

Player	GP	G	A	PTS	PIM
Adam Oates	13	3	9	12	8
Ray Bourque	13	2	8	10	0
Bryan Smolinski	13	5	4	9	4
Glen Murray	13	4	5	9	14
Jozef Stumpel	13	1	7	8	4
Ted Donato	13	4	2	6	10
Glen Wesley	13	3	3	6	12
Mariusz Czerkawski	13	3	3	6	4
Steve Heinze	13	2	3	5	7
Al Iafrate	13	3	1	4	6
Don Sweeney	12	2	1	3	4
Fred Knipscheer	12	2	1	3	6
Brent Hughes	13	2	1	3	27
Dave Reid	13	2	1	3	2
David Shaw	13	1	2	3	16
Cam Stewart	8	0	3	3	7
Steve Leach	5	0	1	1	2
Daniel Marois	11	0	1	1	16
Gordie Roberts	12	0	1	1	8
Glen Featherstone	1	0	0	0	0
Vincent Riendeau	2	0	0	0	0
Jamie Huscroft	4	0	0	0	9
Jon Casey	11	0	0	0	0

Goaltender	GP	MINS	W-L	GA	GAA
Jon Casey	11	698	5-6	34	2.92
Vincent Riendeau	2	120	1-1	8	4.00

1994 NOTABLES:

- April 25, 1994: The Bruins set a modern team record with 61 shots on goal in a 2-1 overtime loss to Montreal.

1995

Gm	Date	Opponent	Score
CGF	May	7 New Jersey	L 0-5
		8 New Jersey	L 0-3
		10 at New Jersey	W 3-2
		12 at New Jersey*	L 0-1
		14 New Jersey	L 2-3

Player	GP	G	A	PTS	PIM
Ray Bourque	5	0	3	3	0
Cam Neely	5	2	0	2	2
Mariusz Czerkawski	5	1	0	1	0
Mats Naslund	5	1	0	1	0
Adam Oates	5	1	0	1	2
David Shaw	5	0	1	1	4
Bryan Smolinski	5	0	1	1	4
Craig Billington	1	0	0	0	0
Glen Murray	2	0	0	0	2
Guy Larose	4	0	0	0	0
Fred Knipscheer	4	0	0	0	0
Alexei Kasatonov	5	0	0	0	2
Dave Reid	5	0	0	0	0
Brent Hughes	5	0	0	0	4
Ted Donato	5	0	0	0	4

PLAYOFF SCORING & RESULTS

Jozef Stumpel	5	0	0	0	0
Steve Heinze	5	0	0	0	0
Jamie Huscroft	5	0	0	0	11
Don Sweeney	5	0	0	0	4
Jon Rohloff	5	0	0	0	6
Blaine Lacher	5	0	0	0	0

Goaltender	GP	MINS	W-L	GA	GAA
Craig Billington	1	25	0-0	1	2.40
Blaine Lacher	5	283	1-4	12	2.55

1996

Gm	Date	Opponent	Score
CGF	Apr. 17	at Florida	L 3-6
	22	at Florida	L 2-6
	24	Florida	L 2-4
	25	Florida	W 6-2
	27	at Florida	L 3-4

Player	GP	G	A	PTS	PIM
Adam Oates	5	2	5	7	2
Ray Bourque	5	1	6	7	2
Rick Tocchet	5	4	0	4	21
Sandy Moger	5	2	2	4	12
Shawn McEachern	5	2	1	3	8
Ted Donato	5	1	2	3	2
Jon Rohloff	5	1	2	3	2
Jozef Stumpel	5	1	2	3	0
Steve Heinze	5	1	1	2	4
Todd Elik	4	0	2	2	16
Dave Reid	5	0	2	2	2
Don Sweeney	5	0	2	2	6
Cam Stewart	5	1	0	1	2
John Gruden	3	0	1	1	0
Marc Potvin	5	0	1	1	18
Craig Billington	1	0	0	0	2
Tim Sweeney	1	0	0	0	2
Steve Staios	3	0	0	0	0
Dean Chynoweth	4	0	0	0	24
Bill Ranford	4	0	0	0	0
Ron Sutter	5	0	0	0	8
Kyle McLaren	5	0	0	0	14

Goaltender	GP	MINS	W-L	GA	GAA
Bill Ranford	4	239	1-3	16	4.01
Craig Billington	1	60	0-1	6	6.00

1996 NOTABLES:

- The Bruins make their NHL-record 29th straight playoff appearance. Their streak would end with the 1996-97 season.
- A concert scheduled for Miami Arena necessitates five days between games one and two of the Conference Quarter-Final series.

1998

Gm	Date	Opponent	Score
CGF	Apr. 22	at Washington	L 1-3
	24	at Washington*	W 4-3
	26	Washington*	L 2-3
	28	Washington	L 0-3
	May 1	at Washington	W 4-0
	3	Washington*	L 2-3

Player	GP	G	A	PTS	PIM
Jason Allison	6	2	6	8	4
Sergei Samsonov	6	2	5	7	0
Ray Bourque	6	1	4	5	2
Dmitri Khristich	6	2	2	4	2
Darren Van Impe	6	2	1	3	0
Anson Carter	6	1	1	2	0
Rob DiMaio	6	1	0	1	8
Kyle McLaren	6	1	0	1	4
P. J. Axelsson	6	1	0	1	0
Mike Sullivan	6	0	1	1	2
Dave Ellett	6	0	1	1	6
Landon Wilson	1	0	0	0	0
Ted Donato	5	0	0	0	2
Ken Baumgartner	6	0	0	0	14
Grant Ledyard	6	0	0	0	2
Byron Dafoe	6	0	0	0	0
Steve Heinze	6	0	0	0	6
Tim Taylor	6	0	0	0	10
Hal Gill	6	0	0	0	4
Joe Thornton	6	0	0	0	9

Goaltender	GP	MINS	W-L	GA	GAA
Byron Dafoe	6	422	2-4	14	1.99

1999

Gm	Date	Opponent	Score
CGF	Apr. 22	at Carolina	W 2-0
	24	at Carolina*	L 2-3
	26	Carolina	L 2-3
	28	Carolina	W 4-1
	30	at Carolina*	W 4-3
	May 2	Carolina	W 2-0
CSF	May 6	Buffalo	W 4-2
	9	Buffalo	L 1-3
	12	at Buffalo	L 2-3
	14	at Buffalo	L 0-3
	16	Buffalo	W 5-3
	18	at Buffalo	L 2-3

Player	GP	G	A	PTS	PIM
Jason Allison	12	2	9	11	6
Ray Bourque	12	1	9	10	14
Joe Thornton	11	3	6	9	4
Steve Heinze	12	4	3	7	0
Anson Carter	12	4	3	7	0
Dmitri Khristich	12	3	4	7	6
Sergei Samsonov	11	3	1	4	0
Don Sweeney	11	3	0	3	6
Darren Van Impe	11	1	2	3	4
Tim Taylor	12	0	3	3	8
Kyle McLaren	12	0	3	3	10
Rob DiMaio	12	2	0	2	8
Mattias Timander	4	1	1	2	2
Landon Wilson	8	1	1	2	8
P. J. Axelsson	12	1	1	2	4
Ken Belanger	12	1	0	1	16
Eric Nickulas	1	0	0	0	2
Cameron Mann	1	0	0	0	0
Randy Robitaille	1	0	0	0	0
Grant Ledyard	2	0	0	0	2
Ken Baumgartner	3	0	0	0	0
Dave Ellett	8	0	0	0	4
Byron Dafoe	12	0	0	0	2
Shawn Bates	12	0	0	0	4
Hal Gill	12	0	0	0	14

Goaltender	GP	MINS	W-L	GA	GAA
Byron Dafoe	12	768	6-6	26	2.03

2002

Gm	Date	Opponent	Score
CGF	Apr. 18	Montreal	L 2-5
	21	Montreal	W 6-4
	23	at Montreal	L 3-5
	25	at Montreal	W 5-2
	27	Montreal	L 1-2
	29	at Montreal	L 1-2

Player	GP	G	A	PTS	PIM
Bill Guerin	6	4	2	6	6
Joe Thornton	6	2	4	6	10
Brian Rolston	6	4	1	5	0
Glen Murray	6	1	4	5	4
Sergei Samsonov	6	2	2	4	0
P. J. Axelsson	6	2	1	3	6
Martin Lapointe	6	1	2	3	12
Nick Boynton	6	1	2	3	8
Rob Zamuner	6	0	2	2	4
Sean O'Donnell	6	0	2	2	4
Jozef Stumpel	6	0	2	2	0
P. J. Stock	6	1	0	1	19
Hal Gill	6	0	1	1	2
Don Sweeney	6	0	1	1	2
Marty McInnis	6	0	1	1	0
Dennis Bonvie	1	0	0	0	0
Jonathan Girard	1	0	0	0	2
Mike Knuble	2	0	0	0	0
Jeff Norton	3	0	0	0	5
Jamie Rivers	3	0	0	0	0
Sean Brown	4	0	0	0	2
Kyle McLaren	4	0	0	0	20
Byron Dafoe	6	0	0	0	0

Goaltender	GP	MINS	W-L	GA	GAA
Byron Dafoe	6	358	2-4	19	3.19

2003

Gm	Date	Opponent	Score
CGF	Apr. 9	at New Jersey	L 1-2
	11	at New Jersey	L 2-4
	13	New Jersey	L 0-3
	15	New Jersey	W 5-1

Apr. 17 at New Jersey L 0-3

Player	GP	G	A	PTS	PIM
Dan McGillis	5	3	0	3	2
Joe Thornton	5	1	2	3	4
Glen Murray	5	1	1	2	4
Brian Rolston	5	0	2	2	0
Jozef Stumpel	5	0	2	2	0
Mike Knuble	5	0	2	2	2
Sergei Samsonov	5	0	2	2	0
Bryan Berard	3	1	0	1	2
Marty McInnis	5	1	0	1	2
Martin Lapointe	5	1	0	1	14
Jonathan Girard	2	0	1	1	0
Don Sweeney	5	0	1	1	0
Ian Moran	5	0	1	1	4
Nick Boynton	5	0	1	1	4
Steve Shields	2	0	0	0	0
Jeff Hackett	3	0	0	0	0
Rob Zamuner	5	0	0	0	4
Michal Grosek	5	0	0	0	13
Hal Gill	5	0	0	0	4
P. J. Axelsson	5	0	0	0	6
Lee Goren	5	0	0	0	5

Goaltender	GP	MINS	W-L	GA	GAA
Jeff Hackett	3	179	1-2	5	1.67
Steve Shields	2	119	0-2	6	3.03

2003 NOTABLES:

- April 15, 2003: The Bruins and Devils combine for two goals in 0:08 of the third period in a 5-1 Bruins win. It is a team record for fastest two goals by both teams.

2004

Gm	Date	Opponent	Score
CGF	Apr. 7	Montreal	W 3-0
	9	Montreal*	W 2-1
	11	at Montreal	L 2-3
	13	at Montreal*	W 4-3
	15	Montreal	L 1-5
	17	at Montreal	L 2-5
	19	Montreal	L 0-2

Player	GP	G	A	PTS	PIM
Sergei Samsonov	7	2	5	7	0
Michael Nylander	6	3	3	6	0
Sergei Gonchar	7	1	4	5	4
Patrice Bergeron	7	1	3	4	0
Glen Murray	7	2	1	3	8
Mike Knuble	7	2	0	2	0
Jiri Slegr	7	1	1	2	0
Nick Boynton	7	0	2	2	2
Andy Hilbert	5	1	0	1	0
Brian Rolston	7	1	0	1	8
Hal Gill	7	0	1	1	4
Travis Green	7	0	1	1	8
Craig MacDonald	1	0	0	0	0
Ted Donato	2	0	0	0	0
Dan McGillis	7	0	0	0	2
P. J. Axelsson	7	0	0	0	4
Rob Zamuner	7	0	0	0	0
Joe Thornton	7	0	0	0	14
Martin Lapointe	7	0	0	0	14
Sean O'Donnell	7	0	0	0	0
Andrew Raycroft	7	0	0	0	2

Goaltender	GP	MINS	W-L	GA	GAA
Andrew Raycroft	7	447	3-4	16	2.15

2004 NOTABLES:

- April 7, 2004: Andrew Raycroft records a 3-0 shutout over Montreal, becoming the first Boston rookie goaltender since Cecil "Tiny" Thompson on March 19, 1929 to record a shutout in his first NHL playoff game.
- April 9, 2004: Patrice Bergeron becomes just the fourth Bruin in team history to score his first career playoff goal with an overtime tally in a 2-1 win over Montreal.
- April 13, 2004: Mike Knuble scores the game-tying goal at 19:29 of the third period and Glen Murray nets the overtime score to give Boston a 4-3 win in Montreal.

2008

Gm	Date	Opponent	Score
CGF	Apr. 10	at Montreal	L 1-4
	12	at Montreal*	L 2-3
	13	Montreal*	W 2-1

PLAYOFF SCORING & RESULTS

Apr.	15	Montreal	L	0-1
	17	at Montreal	W	5-1
	19	Montreal	W	5-4
	21	at Montreal	L	0-5

Player	GP	G	A	PTS	PIM
Marc Savard	7	1	5	6	6
David Krejci	7	1	4	5	2
Phil Kessel	4	3	1	4	2
Marco Sturm	7	2	2	4	6
Peter Schaefer	7	1	3	4	0
Andrew Ference	7	0	4	4	6
Dennis Wideman	6	0	3	3	0
Vladimir Sobotka	6	2	0	2	0
Milan Lucic	7	2	0	2	4
Shane Hnidy	7	1	1	2	9
Zdeno Chara	7	1	1	2	12
Petteri Nokelainen	7	0	2	2	4
Glen Metropolit	7	1	0	1	4
Aaron Ward	6	0	1	1	6
Mark Stuart	7	0	1	1	8
Andrew Alberts	2	0	0	0	0
Jeremy Reich	4	0	0	0	8
P. J. Axelsson	7	0	0	0	2
Shawn Thornton	7	0	0	0	6
Glen Murray	7	0	0	0	2
Tim Thomas	7	0	0	0	0

Goaltender	GP	MINS	W-L	GA	GAA
Tim Thomas	7	430	3-4	19	2.65

2008 NOTABLES:

- April 13, 2008: Marc Savard becomes just the fifth Bruin in team history to score his first career playoff goal with an overtime tally in a 2-1 win over Montreal. The win snapped an 0-12-1 winless streak vs. the Canadiens (regular season and playoffs).
- April 19, 2008: The Bruins score four goals in the third period for a 5-4 win over Montreal. It is the first time in their playoff history that Boston has forced a game seven after trailing a series one game to three.

2009

Gm	Date	Opponent	Score
CQF	Apr. 16	Montreal	W 4-2
	18	Montreal	W 5-1
	20	at Montreal	W 4-2
	22	at Montreal	W 4-1
CSF	May 1	Carolina	W 4-1
	3	Carolina	L 0-3
	5	at Carolina*	L 2-3
	7	at Carolina	L 1-4
	10	Carolina	W 4-0
	12	at Carolina	W 4-2
	14	Carolina*	L 2-3

Player	GP	G	A	PTS	PIM
Marc Savard	11	6	7	13	4
Michael Ryder	11	5	8	13	8
Phil Kessel	11	6	5	11	4
Milan Lucic	10	3	6	9	43
David Krejci	11	2	6	8	2
Dennis Wideman	11	0	7	7	4
Chuck Kobasew	11	3	3	6	14
Mark Recchi	11	3	3	6	2
Patrice Bergeron	11	0	5	5	11
Zdeno Chara	11	1	3	4	12
Steve Montador	11	1	2	3	18
Byron Bitz	5	1	1	2	2
Shane Hnidy	7	1	0	1	0
Shawn Thornton	10	1	0	1	6
Aaron Ward	11	1	0	1	2
P. J. Axelsson	11	0	1	1	2
Tim Thomas	11	0	1	1	0
Stephane Yelle	11	0	1	1	2
Mark Stuart	11	0	1	1	7
Matt Hunwick	1	0	0	0	0
Andrew Ference	3	0	0	0	4
Blake Wheeler	8	0	0	0	0

Goaltender	GP	MINS	W-L	GA	GAA
Tim Thomas	11	680	7-4	21	1.85

2009 NOTABLES:

- Tim Thomas finishes with the league's best post-season goals against average at 1.85 and second-best save percentage at .935.
- April 22, 2009: The Bruins complete their four-game sweep of Montreal with a 4-1 win. It is their first series sweep since

the 1992 Division Final vs. the Canadiens.

- May 12, 2009: The Bruins take a 4-2 win in Carolina to force a game seven for just the second time in their history when they had trailed 1-3 in a series.

2010

Gm	Date	Opponent	Score
CQF	Apr. 15	at Buffalo	L 1-2
	17	at Buffalo	W 5-3
	19	Buffalo	W 2-1
	21	Buffalo*	W 3-2
	23	at Buffalo	L 1-4
	26	Buffalo	W 4-3
CSF	May 1	Philadelphia*	W 5-4
	3	Philadelphia	W 3-2
	5	at Philadelphia	W 4-1
	7	at Philadelphia*	L 4-5
	10	Philadelphia	L 0-4
	12	at Philadelphia	L 1-2
	14	Philadelphia	L 3-4

Player	GP	G	A	PTS	PIM
Dennis Wideman	13	1	11	12	4
Patrice Bergeron	13	4	7	11	2
Mark Recchi	13	6	4	10	6
Miroslav Satan	13	5	5	10	16
Milan Lucic	13	5	4	9	19
David Krejci	9	4	4	8	2
Zdeno Chara	13	2	5	7	29
Johnny Boychuk	13	2	4	6	6
Blake Wheeler	13	1	5	6	6
Matt Hunwick	13	0	6	6	2
Michael Ryder	13	4	1	5	2
Marc Savard	7	1	2	3	12
Vladimir Sobotka	13	0	2	2	15
Daniel Paille	13	0	2	2	2
Steve Begin	13	1	0	1	10
Andrew Ference	13	0	1	1	18
Tuukka Rask	13	0	1	1	0
Trent Whitfield	4	0	0	0	0
Mark Stuart	4	0	0	0	6
Marco Sturm	7	0	0	0	4
Adam McQuaid	9	0	0	0	6
Shawn Thornton	12	0	0	0	4

Goaltender	GP	MINS	W-L	GA	GAA
Tuukka Rask	13	829	7-6	36	2.61

2010 NOTABLES:

- The Bruins advance to the second round of post-season play in consecutive years for the first time since 1991 and 1992.
- April 15, 2010: The Bruins take 24 second period shots in a 2-1 loss in Buffalo. It is the second-highest number of shots they have taken in a playoff period.
- April 21, 2010: Miroslav Satan ends the 13th longest game in Boston playoff history with a goal at 27:41 of overtime and a 3-2 victory over the Sabres. Tuukka Rask assists on the overtime score, becoming just the second goaltender in NHL history to assist on an overtime goal.
- May 10, 2010: Philadelphia's Brian Boucher and Michael Leighton share a 4-0 shutout. It is the first shared shutout in an NHL playoff game since Mar. 22, 1955 (Montreal vs. Boston).
- May 12, 2010: Tuukka Rask stops Philadelphia's Ville Leino on a penalty shot. It is the first penalty shot in a Boston playoff game since May 18, 1990.
- May 14, 2010: The Flyers overcome an 0-3 first period deficit to take a 4-3 win in game seven of their Conference Semi-Final series. They are just the third team in NHL history to win a playoff series in which they trailed three games to none.

2011

Gm	Date	Opponent	Score
CQF	Apr. 14	Montreal	L 0-2
	16	Montreal	L 1-3
	18	at Montreal	W 4-2
	21	at Montreal*	W 5-4
	23	Montreal*	W 2-1
	26	at Montreal	L 1-2
	27	Montreal*	W 4-3
CSF	Apr. 30	at Philadelphia	W 7-3
	May 2	at Philadelphia*	W 3-2
	4	Philadelphia	W 5-1
	6	Philadelphia	W 5-1
CF	May 14	Tampa Bay	L 2-5
	17	Tampa Bay	W 6-5
	19	at Tampa Bay	W 2-0
	21	at Tampa Bay	L 3-5
	23	Tampa Bay	W 3-1

	May 25	at Tampa Bay	L 4-5
	27	Tampa Bay	W 1-0
F	June 1	at Vancouver	L 0-1
	4	at Vancouver*	L 2-3
	6	Vancouver	W 8-1
	8	Vancouver	W 4-0
	10	at Vancouver	L 0-1
	13	Vancouver	W 5-2
	15	at Vancouver	W 4-0

Player	GP	G	A	PTS	PIM
David Krejci	25	12	11	23	10
Patrice Bergeron	23	6	14	20	28
Brad Marchand	25	11	8	19	40
Nathan Horton	21	8	9	17	35
Michael Ryder	25	8	9	17	8
Mark Recchi	25	5	9	14	8
Chris Kelly	25	5	8	13	6
Milan Lucic	25	5	7	12	63
Rich Peverley	25	4	8	12	17
Dennis Seidenberg	25	1	10	11	31
Tomas Kaberle	25	0	11	11	4
Andrew Ference	25	4	6	10	37
Johnny Boychuk	25	3	6	9	12
Zdeno Chara	24	2	7	9	34
Tyler Seguin	13	3	4	7	2
Daniel Paille	25	3	3	6	4
Gregory Campbell	25	1	3	4	4
Adam McQuaid	23	0	4	4	14
Shawn Thornton	18	0	1	1	24
Shane Hnidy	3	0	0	0	7
Tim Thomas	25	0	0	0	4

Goaltender	GP	MINS	W-L	GA	GAA
Tim Thomas	25	1542	16-9	51	1.98

2011 NOTABLES:

- Tim Thomas wins the Conn Smythe Trophy as playoff MVP, joining Bobby Orr (two) as the only Bruins to win the trophy. He is later named the winner of the Vezina Trophy, becoming just the second player in NHL history to win the Stanley Cup, Conn Smythe Trophy and Vezina in the same season.
- The Bruins became the first team in NHL history to win three game sevens in one playoff year. It was the first time the Bruins had ever played more than one game seven in a single post-season.
- The Bruins set club records for games played in one playoff year (25), wins in a single post-season (16) and shutouts in one playoff year (4).
- The Bruins held the Canucks to eight goals in their Stanley Cup Final series which set an NHL record for fewest goals allowed in a seven-game series.
- David Krejci scored three of four game-winning goals in the Conference Semi-Final series vs. Philadelphia, joining Mel Hill (1939 SF) and Roy Conacher (1939 F) as the only Bruins with three game-winning goals in one best-of-seven series.
- Krejci led all post-season scorers in goals and points and his 12 goals were the most ever scored by a Czech player in one playoff year.
- April 27, 2011: Nathan Horton scores his second overtime goal of the Conference Quarter-Final series vs. Montreal as the Bruins take the series with a 4-3 game seven win. It is the first time in team history that the Bruins win a series in which they had lost the first two games.
- May 3, 2011: The Flyers put 54 shots on goal in game two of their Conference Semi-Final series but David Krejci scores at 14:00 of overtime to give Boston a 3-2 win. It is the most shots on Boston in a playoff game since Apr. 3, 1947.
- May 6, 2011: The Bruins complete the 13th best-of-seven series sweep in their history with a 5-1 win over Philadelphia in their Conference Semi-Final series and advance to the Conference Final for the first time since 1992.
- May 17, 2011: Tyler Seguin ties an NHL record for points in a playoff period as he scores two goals and adds two assists in a five-goal Boston second period vs. Tampa Bay in game two of their Conference Final series.
- May 25, 2011: David Krejci scores the first playoff hat trick by a Bruin since Apr. 25, 1991 in a 5-4 loss in Tampa Bay.
- May 27, 2011: The Bruins and Lightning play a penalty-free game and Tim Thomas makes 24 saves in a 1-0 Boston game seven win. The victory propels the Bruins into the Stanley Cup Final for the first time since 1990.
- June 4, 2011: Vancouver's Alexandre Burrows scores the fastest overtime goal in Stanley Cup Final history with a tally just 11 seconds into the extra session to give the Canucks a 3-2 win in game two.
- June 6, 2011: The Bruins take an 8-1 win over Vancouver in game three of the Final, including tying a Final record with two shorthanded goals in the game. It is their most goals scored in a playoff game since Apr. 20, 1983.
- June 8, 2011: Tim Thomas makes 38 saves for a 4-0 win over Vancouver, evening the Stanley Cup Final series at two

PLAYOFF SCORING & RESULTS

games apiece. It is Boston's 14th win of the post-season, a club record that would be extended to 16.

- June 13, 2011: The Bruins set a Stanley Cup Final record for the fastest four goals by a team as they score four times in a 4:14 span of the first period en route to a 5-2 game six win over Vancouver. Brad Marchand scores his ninth goal of the post-season for a new team rookie record. The Bruins force their first-ever game seven in a Stanley Cup Final series.

- June 15, 2011: Tim Thomas makes 21 saves with a 4-0 win in Vancouver as the Bruins win the sixth Stanley Cup in their history. It is their second series victory of the post-season in which they had lost the first two games after entering the playoffs with an 0-26 record in that situation.



Tim Thomas became just the second player in NHL history to win the Stanley Cup, Conn Smythe Trophy and Vezina Trophy in the same year.

2012

Gm	Date	Opponent	Score
CGF	Apr. 12	Washington*	W 1-0
	14	Washington*	L 1-2
	16	at Washington	W 4-3
	19	at Washington	L 1-2
	21	Washington	L 3-4
	22	at Washington*	W 4-3
	25	Washington*	L 1-2

Player	GP	G	A	PTS	PIM
Rich Peverley	7	3	2	5	4
Andrew Ference	7	1	3	4	0
Tyler Seguin	7	2	1	3	0
Chris Kelly	7	1	2	3	4
Brian Rolston	7	1	2	3	0
Zdeno Chara	7	1	2	3	8
Dennis Seidenberg	7	1	2	3	2
David Krejci	7	1	2	3	4
Johnny Boychuk	7	1	2	3	4
Milan Lucic	7	0	3	3	8
Benoit Pouliot	7	1	1	2	6
Brad Marchand	7	1	1	2	2
Gregory Campbell	7	0	2	2	0
Patrice Bergeron	7	0	2	2	8
Daniel Paille	7	1	0	1	2
Greg Zanon	7	0	1	1	0
Mike Mottau	2	0	0	0	0
Jordan Caron	2	0	0	0	0
Joe Corvo	5	0	0	0	0
Shawn Thornton	5	0	0	0	0
Tim Thomas	7	0	0	0	0

Goaltender	GP	MINS	W-L	GA	GAA
Tim Thomas	7	448	3-4	16	2.14

2012 NOTABLES:

- April 12, 2012: Chris Kelly snaps a scoreless tie with the game's lone goal at 1:18 of overtime for just the second playoff overtime shutout in team history and first since Mar. 23, 1935.
- April 19, 2012: The Bruins drop a 2-1 decision in Washington despite putting 45 shots on goal. That was their highest amount in a non-overtime game since Apr. 17, 1996.
- April 25, 2012: Washington's Joel Ward clinches the series for the Capitals with a score at 2:57 of overtime. It was the first time in NHL history that all games in a six- or seven-game playoff series had been decided by one goal.

2013

Gm	Date	Opponent	Score
CGF	May 1	Toronto	W 4-1
	4	Toronto	L 2-4
	6	at Toronto	W 5-2
	8	at Toronto*	W 4-3

	May 10	Toronto	L 1-2
	12	at Toronto	L 1-2
	13	Toronto*	W 5-4
CSF	May 16	NY Rangers*	W 3-2
	19	NY Rangers	W 5-2
	21	at NY Rangers	W 2-1
	23	at NY Rangers*	L 3-4
	25	NY Rangers	W 3-1
CF	June 1	at Pittsburgh	W 3-0
	3	at Pittsburgh	W 6-1
	5	Pittsburgh*	W 2-1
	7	Pittsburgh	W 1-0
F	June 12	at Chicago*	L 3-4
	15	at Chicago*	W 2-1
	17	Chicago	W 2-0
	19	Chicago*	L 5-6
	22	at Chicago	L 1-3
	24	Chicago	L 2-3

Player	GP	G	A	PTS	PIM
David Krejci	22	9	17	26	14
Nathan Horton	22	7	12	19	14
Milan Lucic	22	7	12	19	14
Patrice Bergeron	22	9	6	15	13
Zdeno Chara	22	3	12	15	20
Brad Marchand	22	4	9	13	21
Janomir Jagr	22	0	10	10	8
Daniel Paille	22	4	5	9	0
Tyler Seguin	22	1	7	8	4
Johnny Boychuk	22	6	1	7	10
Gregory Campbell	15	3	4	7	11
Torey Krug	15	4	2	6	0
Adam McQuaid	22	2	2	4	10
Shawn Thornton	22	0	4	4	18
Chris Kelly	22	2	1	3	19
Dougie Hamilton	7	0	3	3	0
Rich Peverley	21	2	0	2	12
Wade Redden	5	1	1	2	0
Matt Bartkowski	7	1	1	2	4
Andrew Ference	14	0	2	2	4
Dennis Seidenberg	18	0	1	1	4
Carl Soderberg	2	0	0	0	0
Kaspars Daugavins	6	0	0	0	2
Tuukka Rask	22	0	0	0	0

Goaltender	GP	MINS	W-L	GA	GAA
Tuukka Rask	22	1466	14-8	46	1.88

2013 NOTABLES:

- David Krejci leads the NHL in post-season scoring for the second time in three years and the Krejci-Nathan Horton-Milan Lucic line sets a club mark for points by a line in one playoff year with 64 combined.
- May 8, 2013: David Krejci records a hat trick and Zdeno Chara has four assists in a 4-3 overtime win in Toronto.
- May 13, 2013: The Bruins overcome a three-goal third period deficit to win a playoff game as they come back from 4-1 behind to take a 5-4 overtime win. Patrice Bergeron scores both the GTG at 19:09 of regulation and the overtime winner.
- June 7, 2013: Tuukka Rask makes 26 saves for a 1-0 win as the Bruins notch the 14th sweep of a seven-game series in their history and advance to the Stanley Cup Final for the second time in three post-seasons. The Bruins set a club mark for fewest goals allowed (2) in a four-game series.
- June 12, 2013: The Bruins drop a 4-3 decision in Chicago as the teams play the fifth-longest game in Stanley Cup Final history and fourth-longest overall in club playoff history which ends when Chicago's Andrew Shaw scores at 52:08 of overtime. The Blackhawks outshoot the Bruins by a 63-54 margin which is an official club record for shots against in a playoff game.
- June 19, 2013: Tuukka Rask extends his home playoff shutout streak to 193:16 spanning parts of four games which is a club playoff record.

2014

Gm	Date	Opponent	Score
Rd 1	Apr. 18	Detroit	L 0-1
	20	Detroit	W 4-1
	22	at Detroit	W 2-0
	24	at Detroit*	W 3-2
	26	Detroit	W 4-2
Rd 2	May 1	Montreal*	L 3-4
	3	Montreal	W 5-3
	6	at Montreal	L 2-4
	8	at Montreal*	W 1-0
	10	Montreal	W 4-2
	12	at Montreal	L 0-4
	14	Montreal	L 1-3

Player	GP	G	A	PTS	PIM
Torey Krug	12	2	8	10	6
Patrice Bergeron	12	3	6	9	4
Jarome Iginla	12	5	2	7	12
Milan Lucic	12	4	3	7	4
Dougie Hamilton	12	2	5	7	14
Carl Söderberg	12	1	5	6	2
Reilly Smith	12	4	1	5	0
Loui Eriksson	12	2	3	5	4
Brad Marchand	12	0	5	5	18
Zdeno Chara	12	2	2	4	14
David Krejci	12	0	4	4	4
Johnny Boychuk	12	1	1	2	2
Matt Fraser	4	1	1	2	0
Kevan Miller	11	0	2	2	8
Andrei Meszaros	4	0	2	2	2
Justin Florek	6	1	0	1	4
Daniel Paille	7	1	0	1	2
Jordan Caron	7	1	0	1	4
Matt Bartkowski	8	0	1	1	10
Shawn Thornton	12	0	1	1	4
Tuukka Rask	12	0	1	1	2
Corey Potter	1	0	0	0	0
Gregory Campbell	12	0	0	0	4

Goaltender	GP	MINS	W-L	GA	GAA
Tuukka Rask	12	753	7-5	25	1.99

2014 NOTABLES:

- The Bruins held the Red Wings to six goals in their round one series which tied their club record for fewest goals allowed in a five-game series.
- May 8, 2014: Matt Fraser became the sixth Bruin in club history to score his first career playoff goal in overtime when he tallied 1:19 into OT for a 1-0 win. He also became the first player in history to score overtime goals in both the AHL and NHL in the same playoff year.

2017

Gm	Date	Opponent	Score
Rd 1	Apr. 12	at Ottawa	W 2-1
	15	at Ottawa*	L 3-4
	17	Ottawa*	L 3-4
	19	Ottawa	L 0-1
	21	at Ottawa*	W 3-2
	23	Ottawa*	L 2-3

Player	GP	G	A	PTS	PIM
Patrice Bergeron	6	2	2	4	2
David Pastrnak	6	2	2	4	6
Brad Marchand	6	1	3	4	6
David Backes	6	1	3	4	2
Charlie McAvoy	6	0	3	3	2
Sean Kuraly	4	2	0	2	4
Drew Stafford	6	2	0	2	2
Ryan Spooner	4	0	2	2	0
John-Michael Liles	6	0	2	2	0
Riley Nash	6	0	2	2	2
Noel Acciari	4	1	0	1	2
Tim Schaller	6	1	0	1	2
Frank Vatrano	6	1	0	1	4
Tommy Cross	1	0	1	1	0
Adam McQuaid	2	0	1	1	0
Colin Miller	4	0	1	1	2
Joe Morrow	5	0	1	1	2
Zdeno Chara	6	0	1	1	2
Dominic Moore	6	0	1	1	4
Matt Beleskey	3	0	0	0	4
David Krejci	3	0	0	0	0
Kevan Miller	6	0	0	0	4
Tuukka Rask	6	0	0	0	0

Goaltender	GP	MINS	W-L	GA	GAA
Tuukka Rask	6	402	2-4	15	2.24

2017 NOTABLES:

- The Bruins tied a club record for most overtime games in one playoff series with four.
- April 12, 2017: For just the second time in team history, the Bruins are held without a shot in a period when they are outshot 12-0 in the second of a 2-1 win.
- April 21, 2017: Sean Kuraly ends the 12th-longest game in club history with the second of his first two career NHL goals at the 30:19 mark of overtime.

PLAYOFF SCORING & RESULTS

2018

Gm	Date	Opponent	Score
Rd 1	Apr.	12 Toronto	W 5-1
		14 Toronto	W 7-3
		16 at Toronto	L 2-4
		19 at Toronto	W 3-1
		21 Toronto	L 3-4
Rd 2	Apr.	23 at Toronto	L 1-3
		25 Toronto	W 7-4
		28 at Tampa Bay	W 6-2
	May	30 at Tampa Bay	L 2-4
		2 Tampa Bay	L 1-4
		4 Tampa Bay*	L 3-4
		6 at Tampa Bay	L 1-3

Player	GP	G	A	PTS	PIM
David Pastrnak	12	6	14	20	8
Brad Marchand	12	4	13	17	16
Patrice Bergeron	11	6	10	16	2
Torey Krug	11	3	9	12	8
David Krejci	12	3	7	10	6
Jake DeBrusk	12	6	2	8	8
Rick Nash	12	3	2	5	10
Charlie McAvoy	12	1	4	5	6
Sean Kuraly	12	2	2	4	2
Kevan Miller	12	1	3	4	4
David Backes	12	2	1	3	19
Zdeno Chara	12	1	2	3	4
Adam McQuaid	12	1	1	2	0
Noel Acciari	12	1	1	2	2
Tim Schaller	11	0	2	2	2
Danton Heinen	9	1	0	1	2
Nick Holden	2	0	1	1	0
Riley Nash	9	0	1	1	4
Matt Grzelcyk	11	0	1	1	4
Anton Khudobin	1	0	0	0	0
Brian Gionta	1	0	0	0	0
Ryan Donato	3	0	0	0	0
Tommy Wingels	4	0	0	0	0
Tuukka Rask	12	0	0	0	0

Goaltender	GP	MINS	W-L	GA	GAA
Anton Khudobin	1	27	0-0	0	0.00
Tuukka Rask	12	687	5-7	33	2.88

2018 NOTABLES:

- David Pastrnak tied an NHL record for most points in the first two playoff games with 4-5=9 totals.
- Ted and Ryan Donato became just the second father-son duo to both play a post-season game for the Bruins, joining Ken D. and Ken R. Hodge.
- April 14, 2018: David Pastrnak became the youngest player in NHL history (21 years, 324 days) to record six points in a playoff game with 3-3=6 totals in a 7-3 win vs. Toronto. He broke Wayne Gretzky's previous mark of 22 years, 81 days. The six-point night tied a club record for points in a playoff game.
- April 25, 2018: The Bruins trailed Toronto by a 4-3 score after the second period but scored four unanswered goals in the third period to take the game seven victory by a 7-4 score.

2019

Gm	Date	Opponent	Score
Rd 1	Apr. 11	Toronto	L 1-4

Rd 1	Apr.	13 Toronto	W 4-1
		15 at Toronto	L 2-3
		17 at Toronto	W 6-4
		19 Toronto	L 1-2
		21 at Toronto	W 4-2
Rd 2	Apr.	23 Toronto	W 5-1
		25 Columbus*	W 3-2
		27 Columbus*	L 2-3
		30 at Columbus	L 1-2
		May 2 at Columbus	W 4-1
CF	May	4 Columbus	W 4-3
		6 at Columbus	W 3-0
		9 Carolina	W 5-2
		12 Carolina	W 6-2
		14 at Carolina	W 2-1
F	May	16 at Carolina	W 4-0
		27 St. Louis	W 4-2
		29 St. Louis*	L 2-3
		June 1 at St. Louis	W 7-2
		3 at St. Louis	L 2-4
F	June	6 St. Louis	L 1-2
		9 at St. Louis	W 5-1
		12 St. Louis	L 1-4

Player	GP	G	A	PTS	PIM
Brad Marchand	24	9	14	23	14
David Pastrnak	24	9	10	19	4
Torey Krug	24	2	16	18	10
Patrice Bergeron	24	9	8	17	12
Charlie Coyle	24	9	7	16	12
David Krejci	24	4	12	16	8
Marcus Johansson	22	4	7	11	0
Jake DeBrusk	24	4	7	11	10
Sean Kuraly	20	4	6	10	8
Matt Grzelcyk	20	4	4	8	6
Joakim Nordstrom	23	3	5	8	4
Charlie McAvoy	23	2	6	8	16
Danton Heinen	24	2	6	8	2
Zdeno Chara	23	2	4	6	16
David Backes	15	2	3	5	2
Connor Clifton	18	2	3	5	16
Noel Acciari	19	2	2	4	0
Brandon Carlo	24	2	2	4	6
Karson Kuhlman	8	1	2	3	0
Chris Wagner	12	2	0	2	2
Steven Kampfer	3	1	0	1	0
John Moore	10	0	0	0	0
Tuukka Rask	24	0	0	0	0

Goaltender	GP	MINS	W-L	GA	GAA
Tuukka Rask	24	1459	15-9	49	2.02

2019 NOTABLES:

- The Bruins got goals by 21 different scorers in the 2019 playoffs, which is the most in their history and tied the NHL mark for a single post-season (Philadelphia, 1987).
- April 25, 2019: Charlie Coyle becomes the second player in team history to score a game-tying goal in the final five minutes of regulation and then score the overtime goal in a 3-2 win vs. Columbus in Round Two.
- June 1, 2019: Torey Krug has one goal and three assists in a 7-2 win at St. Louis, which is the most points by a player in a Stanley Cup Final game in team history.
- June 12, 2019: Zdeno Chara set a new NHL record by playing in his 14th career playoff game seven.

2020

Gm	Date	Opponent	Score
RR	Aug.	2 Philadelphia	L 1-4
		5 Tampa Bay	L 2-3
		9 Washington	L 1-2
		12 Carolina*	W 4-3
		13 Carolina	L 2-3
Rd1	Aug.	15 at Carolina	W 3-1
		17 at Carolina	W 4-3
		19 Carolina	W 2-1
		23 at Tampa Bay	W 3-2
		25 at Tampa Bay*	L 3-4
		26 Tampa Bay	L 1-7
		29 Tampa Bay	L 1-3
Rd2	Aug.	31 at Tampa Bay*	L 2-3

Player	GP	G	A	PTS	PIM
Brad Marchand	13	7	5	12	2
David Krejci	13	4	8	12	6
David Pastrnak	10	3	7	10	2
Patrice Bergeron	13	2	6	8	6
Torey Krug	13	0	6	6	22
Charlie Coyle	13	3	2	5	2
Jake DeBrusk	13	4	0	4	2
Charlie McAvoy	13	1	3	4	24
Ondrej Kase	11	0	4	4	2
Chris Wagner	12	2	1	3	4
Connor Clifton	8	1	2	3	6
Sean Kuraly	10	1	2	3	4
Zdeno Chara	13	0	2	2	8
Joakim Nordstrom	13	0	2	2	2
Nick Ritchie	8	1	0	1	16
Anders Bjork	10	0	1	1	6
Matt Grzelcyk	12	0	1	1	4
Brandon Carlo	13	0	1	1	8
John Moore	1	0	0	0	0
Dan Vladar	1	0	0	0	0
Tuukka Rask	4	0	0	0	0
Karson Kuhlman	5	0	0	0	0
Jack Studnicka	5	0	0	0	2
Jeremy Lauzon	6	0	0	0	18
Par Lindholm	6	0	0	0	2
Jaroslav Halak	9	0	0	0	0

Goaltender	GP	MINS	W-L	GA	GAA
Tuukka Rask	4	257	1-3	11	2.57
Jaroslav Halak	9	543	4-5	25	2.76
Dan Vladar	1	29	0-0	3	6.27

2020 NOTABLES:

- The Bruins play the first August games in their history as the NHL resumes play for the post-season following a four-and-a-half month pause due to the Coronavirus (Covid-19). All games are played at Scotiabank Arena in Toronto, ONT in a bubble atmosphere with virus prevention measures. They play Tampa Bay, Philadelphia and Washington in round-robin play to determine seeding for the first two post-season rounds rather than have seeding determined by regular season finish.
- August 12, 2020: Patrice Bergeron sets a new club record with his fourth career playoff overtime goal at 21:13 of OT for a 4-3 win vs. Carolina.
- August 31, 2020: The Bruins play the tenth-longest game in their history at 34:10 of overtime play in a 3-2 loss to Tampa Bay.



THE LAST TIME ... PLAYOFFS

BRUINS TEAM

Series Sweep.....	4-0 vs. Carolina, 2019 (CF)
Home Shutout.....	2-0 vs. Chicago, June 17, 2013 (F)
Road Shutout.....	4-0 at Carolina, May 16, 2019 (CF)
Consecutive Shutouts.....	April 2, 1969 (10-0) & April 3, 1969 (7-0) vs. Toronto (QF)
Eight-Goal Game.....	8-1 vs. Vancouver, June 6, 2011 (F)
Nine-Goal Game.....	9-0 vs. Buffalo, April 20, 1983 (DF)
Ten-Goal Game.....	10-2 vs. St. Louis, April 20, 1972 (SF)
Eight-Goal Decision.....	10-2 vs. St. Louis, April 20, 1972 (SF)
Nine-Goal Decision.....	9-0 vs. Buffalo, April 20, 1983 (DF)
Ten-Goal Decision.....	10-0 vs. Toronto, April 2, 1969 (QF)
Four-Goal Period.....	Third at Carolina, August 17, 2020 (Rd1)
Five-Goal Period.....	Second vs. Tampa Bay, May 17, 2011 (CF)
Six-Goal Period.....	Third vs. Hartford, April 11, 1991 (DSF)
Four-Plus Power Play Goals.....	4 at St. Louis, June 1, 2019 (F)
Two-Plus Shorthanded Goals.....	2 vs. Vancouver, June 6, 2011 (F)
Two Shorthanded Goals, Same Penalty.....	2 vs. NY Rangers, April 30, 1972 (F)
Penalty-Free Game.....	June 12, 2019 vs. St. Louis (F)
50+ Shot Game.....	51 vs. Montreal, May 1, 2014 (Rd 2)
60+ Shot Game.....	61 vs. Montreal, April 25, 1994
20+ Shot Period.....	21, Third at Columbus, May 2, 2019 (Rd 2)
Three-Plus Goal Comeback.....	May 13, 2013 vs. Toronto (CGF) Trailed 1-4 in third period & won 5-4/OT
Three-Plus Goal Blown Lead.....	May 21, 2011 at Tampa Bay (CF) Led 3-0 in second period & lost 3-5

OPPONENT TEAM

Series Sweep.....	0-4 vs. Buffalo, 1993 (DSF)
Home Shutout.....	0-1 vs. Ottawa, April 19, 2017 (Rd 1)
Road Shutout.....	0-4 at Montreal, May 12, 2014 (Rd 2)
Consecutive Shutouts.....	May 7, 1995 (0-5) & May 8, 1995 (0-3) vs. New Jersey (CGF)
Eight-Goal Game.....	4-8 vs. NY Islanders, May 7, 1983 (SF)
Nine-Goal Game.....	3-9 at Buffalo, April 29, 1992 (DSF)
Seven-Goal Decision.....	1-8 at Montreal, March 25, 1954 (SF)
Four-Goal Period.....	Second vs. Tampa Bay, August 26, 2020 (Rd2)
Five-Goal Period.....	Third vs. NY Islanders, May 3, 1983 (SF)
Six-Goal Period.....	Second at Toronto, March 26, 1936 (QF)
Four-Plus Power Play Goals.....	4 at Buffalo, April 29, 1992 (DSF)
Two-Plus Shorthanded Goals.....	2 vs. Buffalo, April 5, 1989 (DSF)
Penalty-Free Game.....	April 23, 2019 vs. Toronto (Rd 1)
50+ Shot Game.....	63 at Chicago, June 12, 2013 (F)
20+ Shot Period.....	20, First at Carolina, May 14, 2019 (CF)
Three-Plus Goal Comeback.....	May 21, 2011 at Tampa Bay (CF) Trailed 0-3 in second period & won 5-3
Three-Plus Goal Blown Lead.....	May 13, 2013 vs. Toronto (CGF) Led 4-1 in third period & lost 4-5/OT

BRUINS INDIVIDUAL

Hat Trick.....	David Pastrnak vs. Toronto, April 14, 2018 (Rd 1)
Home Shutout.....	Tuukka Rask vs. Chicago, June 17, 2013 (F)
Road Shutout.....	Tuukka Rask at Carolina, May 16, 2019 (CF)
Penalty Shot.....	Peter McNab (No Goal) vs. Minnesota, April 9, 1981 (PS)
Four-Goal Game.....	Phil Esposito vs. Toronto, April 2, 1969 (QF)
Four-Assist Game.....	David Pastrnak at Tampa Bay, April 28, 2018 (Rd 2)
Five-Assist Game.....	Don McKenney vs. NY Rangers, April 5, 1958 (SF)
Four-Point Game.....	Torey Krug, 1-3=4, at St. Louis, June 1, 2019 (F)
Five-Point Game.....	Vladimir Ruzicka, 1-4=5 vs. Pittsburgh, May 3, 1991 (SF)
Six-Point Game.....	David Pastrnak, 3-3=6 vs. Toronto, April 14, 2018 (Rd 1)
Home Overtime Goal.....	Patrice Bergeron, 21:13 vs. Carolina, August 12, 2020 (Rd 1)
Road Overtime Goal.....	Sean Kuraly, 30:19 at Ottawa, April 21, 2017 (Rd 1)
Six-Plus Shot Period.....	Brian Rolston, 6 in first vs. Montreal, April 21, 2002 (CGF)
Ten-Plus Shot Game.....	Charlie Coyle, 10 at Tampa Bay, August 31, 2020 (Rd 2)

OPPONENT INDIVIDUAL

Hat Trick.....	Kevin Stevens, vs. Pittsburgh, May 21, 1992 (SF)
Home Shutout.....	Craig Anderson, vs. Ottawa, April 19, 2017 (Rd 1)
Road Shutout.....	Carey Price, at Montreal, May 12, 2014 (Rd 2)
Penalty Shot.....	Boone Jenner (No Goal) at Columbus, May 2, 2019 (Rd 2)
Four-Goal Game.....	Kevin Stevens, vs. Pittsburgh, May 21, 1992 (SF)
Four-Assist Game.....	Matt Carle, at Philadelphia, May 7, 2010 (CSF)
Four-Point Game.....	Nikita Kucherov, 1-3=4 vs. Tampa Bay, August 26, 2020 (Rd 2)
Five-Point Game.....	Kevin Stevens, 2-3=5 vs. Pittsburgh, May 9, 1991 (SF)
Six-Point Game.....	Dickie Moore, 2-4=6 at Montreal, March 25, 1954 (SF)
Home Overtime Goal.....	Carl Gunnarsson, 3:51 vs. St. Louis, May 29, 2019 (F)
Road Overtime Goal.....	Victor Hedman, 34:10 at Tampa Bay, August 31, 2020 (Rd 2)
Six-Plus Shot Period.....	John Tucker, 7 in second at Buffalo, April 9, 1988 (DSF)
Ten-Plus Shot Game.....	Ondrej Palat, 10 at Tampa Bay, August 31, 2020 (Rd2)





HISTORY

PRESIDENTS, GENERAL MANAGERS, COACHES & CAPTAINS

PRESIDENTS

Charles F. Adams	November 1, 1924 to 1936
Weston W. Adams, Sr.	1936 to 1951
Walter A. Brown	1951 to September 1964
Weston W. Adams, Sr.	September 1964 to March 30, 1969
Weston W. Adams, Jr.	March 31, 1969 to September 30, 1975
Paul A. Mooney	October 1, 1975 to March 24, 1987
William D. Hassett, Jr.	March 24, 1987 to December 1, 1988
Harry Sinden	December 1, 1988 to August 9, 2006
Cam Neely	June 16, 2010 to present



Cam Neely became the eighth President in Bruins history when he was named to the position on June 16, 2010.

GENERAL MANAGERS

Arthur Ross	November 1, 1924 to 1953-54
Lynn Patrick	1953-54 to 1964-65
Leighton "Hap" Emms	1965-66 to 1966-67
Milt Schmidt	1967-68 to 1971-72
Harry Sinden	October 5, 1972 to November 1, 2000
Mike O'Connell	November 1, 2000 to March 25, 2006
Peter Chiarelli	May 26, 2006 to April 15, 2015
Don Sweeney	May 20, 2015 to present



Don Sweeney was the fourth former Boston player to become General Manager of the team when he was named to the position on May 20, 2015.

COACHES

Arthur Ross	1924-25 to 1933-34
Frank Patrick	1934-35 to 1935-36
Arthur Ross	1936-37 to 1938-39
Ralph "Cooney" Weiland	1939-40 to 1940-41
Arthur Ross	1941-42 to 1944-45
Aubrey "Dit" Clapper	1945-46 to 1948-49
George Boucher	1949-50
Lynn Patrick	1950-51 to December 25, 1954
Milt Schmidt	December 25, 1954 to 1960-61
Phil Watson	1961-62 to 1962-63
Milt Schmidt	1962-63 to 1965-66
Harry Sinden	1966-67 to 1969-70

Tom Johnson	1970-71 to February 5, 1973
Bep Guidolin	February 5, 1973 to 1973-74
Don Cherry	1974-75 to 1978-79
Fred Creighton	July 5, 1979 to March 22, 1980
Harry Sinden	March 22, 1980 to April 22, 1980
Gerry Cheevers	July 7, 1980 to February 13, 1985
Harry Sinden	February 13, 1985 to April 16, 1985
Butch Goring	May 6, 1985 to November 5, 1986
Terry O'Reilly	November 5, 1986 to May 1, 1989
Mike Milbury	May 16, 1989 to May 30, 1991
Rick Bowness	June 4, 1991 to June 8, 1992
Brian Sutter	June 9, 1992 to May 17, 1995
Steve Kasper	May 25, 1995 to April 18, 1997
Pat Burns	May 21, 1997 to October 25, 2000
Mike Keenan	October 25, 2000 to April 12, 2001
Robbie Ftorek	May 9, 2001 to March 19, 2003
Mike O'Connell	March 19, 2003 to April 17, 2003
Mike Sullivan	June 23, 2003 to June 27, 2006
Dave Lewis	June 29, 2006 to June 15, 2007
Claude Julien	June 21, 2007 to February 7, 2017
Bruce Cassidy	February 7, 2017 to present



Bruce Cassidy was formally named as the Bruins head coach on April 26, 2017 after serving in an interim capacity for the final 27 games of the 2016-17 regular season.

CAPTAINS

No Captain	1924-25
Sprague Cleghorn	1925-26 to 1926-27
Lionel Hitchman	1927-28 to 1930-31
George Owen	1931-32
Aubrey "Dit" Clapper	1932-33 to 1937-38
Ralph "Cooney" Weiland	1938-39
Aubrey "Dit" Clapper	1939-40 to 1946-47
John Crawford	1946-47 to 1949-50
Milt Schmidt	1950-51 to 1953-54
Ed Sandford	1954-55
Ferny Flaman	1955-56 to 1960-61
Don McKenney	1961-62 to 1962-63
Leo Boivin	1963-64 to 1965-66
John Bucyk	1966-67
No Captain	1967-68 to 1972-73
John Bucyk	1973-74 to 1976-77
Wayne Cashman	1977-78 to 1982-83
Terry O'Reilly	1983-84 to 1984-85
Rick Middleton & Ray Bourque	1985-86 to 1987-88
Ray Bourque	1988-89 to March 6, 2000
No Captain	March 7, 2000 to November 7, 2000
Jason Allison	November 8, 2000 to October 24, 2001
No Captain	October 25, 2001 to October 7, 2002
Joe Thornton	October 8, 2002 to November 30, 2005
No Captain	December 1, 2005 to October 2, 2006
Zdeno Chara	October 3, 2006 to 2019-20

ALL-TIME TOP 20 SCORERS

Rank	Player	Regular Season					Playoffs				
		GP	G	A	PTS	PIM	GP	G	A	PTS	PIM
1	Ray Bourque	1,518	395	1,111	1,506	1,087	180	36	125	161	151
2	John Bucyk	1,436	545	794	1,339	436	109	40	60	100	34
3	Phil Esposito	625	459	553	1,012	512	71	46	56	102	81
4	Rick Middleton	881	402	496	898	124	111	45	55	100	17
5	Bobby Orr	631	264	624	888	924	74	26	66	92	107
6	Patrice Bergeron	1,089	352	517	869	424	149	42	69	111	88
7	Wayne Cashman	1,027	277	516	793	1,039	145	31	57	88	250
8	David Krejci	911	207	479	686	323	145	40	75	115	58
9	Ken R. Hodge	652	289	385	674	620	86	34	47	81	118
10	Brad Marchand	751	290	356	646	756	121	37	58	95	119
11	Terry O'Reilly	891	204	402	606	2,095	108	25	42	67	335
12	Cam Neely	525	344	246	590	921	86	55	32	87	160
13	Peter McNab	595	263	324	587	111	79	38	36	74	16
14	Milt Schmidt	776	229	346	575	466	86	24	25	49	64
15	Bill Cowley	508	190	347	537	133	64	12	34	46	22
16	Adam Oates	368	142	357	499	123	42	11	37	48	20
17	Don Marcotte	868	230	254	484	317	132	34	27	61	81
18	Zdeno Chara	1,023	148	333	481	1,055	150	15	41	56	159
19	Dit Clapper	835	229	248	477	452	82	13	16	29	50
20	Keith Crowder	607	219	258	477	1,261	78	13	22	35	209

Pictured, left to right:

Bruins Hall of Famers John Bucyk, Phil Esposito, Ray Bourque, Bobby Orr and Milt Schmidt all rank among the team's lifetime scoring leaders.



Credit: Steve Babineau/Boston Bruins

TOP TEN LEADERS BY CATEGORY

SEASONS	GAMES	GOALS	ASSISTS	PENALTY MINUTES
John Bucyk 21	Ray Bourque 1,518	John Bucyk 545	Ray Bourque 1,111	Terry O'Reilly 2,095
Ray Bourque 21	John Bucyk 1,436	Phil Esposito 459	John Bucyk 794	Mike Milbury 1,552
Dit Clapper 20	Don Sweeney 1,052	Rick Middleton 402	Bobby Orr 624	Keith Crowder 1,261
Patrice Bergeron 16	Patrice Bergeron 1,089	Ray Bourque 395	Phil Esposito 553	Eddie Shore 1,090
Milt Schmidt 16	Wayne Cashman 1,027	Patrice Bergeron 352	Patrice Bergeron 517	Ray Bourque 1,087
Wayne Cashman 16	Zdeno Chara 1,023	Cam Neely 344	Wayne Cashman 516	Zdeno Chara 1,055
Woody Dumart 15	David Krejci 911	Brad Marchand 290	Rick Middleton 496	Wayne Cashman 1,039
Don Sweeney 15	Terry O'Reilly 891	Ken R. Hodge 289	David Krejci 479	Ted Green 1,029
Zdeno Chara 14	Rick Middleton 881	Wayne Cashman 277	Terry O'Reilly 402	Ferry Flaman 1,004
David Krejci 14	Don Marcotte 868	Bobby Orr 264	Ken R. Hodge 385	Lyndon Byers 959
Eddie Shore 14				

SHUTOUTS

Cecil Thompson 74
Tuukka Rask 50
Frank Brimsek 35
Tim Thomas 31
Ed Johnston 27
Gerry Cheevers 26
Byron Dafoe 25
Jim Henry 24
Hal Winkler 19
Gilles Gilbert 16

COACHING GAMES

Art Ross 772
Claude Julien 759
Milt Schmidt 726
Don Cherry 400
Gerry Cheevers 376
Harry Sinden 327
Lynn Patrick 310
Bruce Cassidy 261
Pat Burns 254
Dit Clapper 230

COACHING WINS

Claude Julien 419
Art Ross 387
Milt Schmidt 245
Don Cherry 231
Gerry Cheevers 204
Bruce Cassidy 161
Harry Sinden 153
Tom Johnson 142
Brian Sutter 120
Lynn Patrick 117

COACHING WIN %AGE*

Tom Johnson738
Bep Guidolin736
Cooney Weiland698
Bruce Cassidy682
Don Cherry658
Fred Creighton637
Mike Milbury628
Claude Julien614
Brian Sutter609
Gerry Cheevers604

* - minimum 50 games

TOP TEN LEADERS BY POSITION

CENTERS

GAMES

Patrice Bergeron.....	1,089
David Krejci.....	911
Milt Schmidt.....	776
Phil Esposito.....	625
Peter McNab.....	595
Don McKenney.....	592
Steve Kasper.....	564
Joe Thornton.....	532
Fleming Mackell.....	514
Bill Cowley.....	508

GOALS


Phil Esposito.....	459
Patrice Bergeron.....	352
Peter McNab.....	263
Milt Schmidt.....	229
David Krejci.....	207
Don McKenney.....	195
Bill Cowley.....	190
Joe Thornton.....	169
Barry Pederson.....	166
Gregg Sheppard.....	155
Jean Ratelle.....	155

ASSISTS

Phil Esposito.....	553
Patrice Bergeron.....	517
David Krejci.....	479
Adam Oates.....	357
Bill Cowley.....	347
Milt Schmidt.....	346
Peter McNab.....	324
Jean Ratelle.....	295
Joe Thornton.....	285
Fred Stanfield.....	274

POINTS

Phil Esposito.....	1,012
Patrice Bergeron.....	869
David Krejci.....	686
Peter McNab.....	587
Milt Schmidt.....	575
Bill Cowley.....	537
Adam Oates.....	499
Don McKenney.....	462
Joe Thornton.....	454
Jean Ratelle.....	450



Phil Esposito

RIGHT WINGS

GAMES

Terry O'Reilly.....	891
Rick Middleton.....	881
Dit Clapper.....	835
Ed Westfall.....	733
Jerry Toppazzini.....	661
Ken R. Hodge.....	652
Keith Crowder.....	607
Leo Labine.....	571
Glen Murray.....	570
John Peirson.....	544

GOALS


Rick Middleton.....	402
Cam Neely.....	344
Ken R. Hodge.....	289
Dit Clapper.....	229
Keith Crowder.....	219
Glen Murray.....	209
Terry O'Reilly.....	204
David Pastrnak.....	180
John McKenzie.....	169
John Peirson.....	153

ASSISTS

Rick Middleton.....	496
Terry O'Reilly.....	402
Ken R. Hodge.....	385
Keith Crowder.....	258
Dit Clapper.....	248
Cam Neely.....	246
John McKenzie.....	227
Jerry Toppazzini.....	218
Ed Westfall.....	213
David Pastrnak.....	199

POINTS

Rick Middleton.....	898
Ken R. Hodge.....	674
Terry O'Reilly.....	606
Cam Neely.....	590
Keith Crowder.....	477
Dit Clapper.....	477
John McKenzie.....	396
Glen Murray.....	389
David Pastrnak.....	379
Jerry Toppazzini.....	369



Rick Middleton

LEFT WINGS

GAMES

John Bucyk.....	1,436
Wayne Cashman.....	1,027
Don Marcotte.....	868
P. J. Axelsson.....	797
Woody Dumart.....	774
Brad Marchand.....	751
Doug Mohns.....	711
Milan Lucic.....	566
Ted Donato.....	528
Steve Heinze.....	515

GOALS

John Bucyk.....	545
Brad Marchand.....	290
Wayne Cashman.....	277
Don Marcotte.....	230
Woody Dumart.....	211
Sergei Samsonov.....	164
Herb Cain.....	140
Milan Lucic.....	139
Steve Heinze.....	131
Vic Stasiuk.....	125

ASSISTS

John Bucyk.....	794
Wayne Cashman.....	516
Brad Marchand.....	356
Don Marcotte.....	254
Doug Mohns.....	229
Woody Dumart.....	219
Sergei Samsonov.....	212
Milan Lucic.....	203
P. J. Axelsson.....	184
Vic Stasiuk.....	166

POINTS

John Bucyk.....	1,339
Wayne Cashman.....	793
Brad Marchand.....	646
Don Marcotte.....	484
Woody Dumart.....	430
Sergei Samsonov.....	376
Doug Mohns.....	347
Milan Lucic.....	342
Vic Stasiuk.....	291
P. J. Axelsson.....	287



John Bucyk

DEFENSEMEN

GAMES

Ray Bourque.....	1,518
Don Sweeney.....	1,052
Zdeno Chara.....	1,023
Dallas Smith.....	860
Mike Milbury.....	754
Leo Boivin.....	717
Ferry Flaman.....	683
Bobby Orr.....	631
Hal Gill.....	626
Ted Green.....	621

GOALS

Ray Bourque.....	395
Bobby Orr.....	264
Zdeno Chara.....	148
Eddie Shore.....	103
Brad Park.....	100
Bill Hollett.....	84
Glen Wesley.....	77
Mike O'Connell.....	70
Torey Krug.....	67
Dallas Smith.....	54

ASSISTS

Ray Bourque.....	1,111
Bobby Orr.....	624
Zdeno Chara.....	333
Brad Park.....	317
Torey Krug.....	270
Dallas Smith.....	248
Glen Wesley.....	230
Don Sweeney.....	210
Ted Green.....	206
Mike O'Connell.....	199

POINTS

Ray Bourque.....	1,506
Bobby Orr.....	888
Zdeno Chara.....	481
Brad Park.....	417
Torey Krug.....	337
Glen Wesley.....	307
Dallas Smith.....	302
Eddie Shore.....	279
Mike O'Connell.....	269
Don Sweeney.....	262



Ray Bourque

GOALTENDERS

GAMES

Tuukka Rask.....	536
Cecil Thompson.....	468
Frank Brimsek.....	444
Ed Johnston.....	444
Gerry Cheevers.....	416
Tim Thomas.....	378
Byron Dafoe.....	283
Gilles Gilbert.....	277
Andy Moog.....	261
Jim Henry.....	237

MINUTES PLAYED

Tuukka Rask.....	30,811
Cecil Thompson.....	28,949
Frank Brimsek.....	27,030
Ed Johnston.....	25,720
Gerry Cheevers.....	24,255
Tim Thomas.....	21,784
Byron Dafoe.....	16,364
Gilles Gilbert.....	15,893
Andy Moog.....	15,055
Jim Henry.....	14,142

GOALS AGAINST AVG*

Hal Winkler.....	1.57
Cecil Thompson.....	1.99
Tuukka Rask.....	2.26
Byron Dafoe.....	2.30
Jaroslav Halak.....	2.36
Charles Stewart.....	2.45
Tim Thomas.....	2.48
Anton Khudobin.....	2.50
Terry Sawchuk.....	2.53
Jim Henry.....	2.53

* - minimum 50 games

WINS

Tuukka Rask.....	291
Cecil Thompson.....	252
Frank Brimsek.....	230
Gerry Cheevers.....	226
Tim Thomas.....	196
Ed Johnston.....	182
Gilles Gilbert.....	155
Andy Moog.....	136
Byron Dafoe.....	132
Jim Henry.....	93



Tuukka Rask

TOP TEN LEADERS BY BIRTH COUNTRY

CANADIAN-BORN	U. S.-BORN	NON-NORTH AMERICAN-BORN
GAMES	GAMES	GAMES
Ray Bourque 1,518	Mike Milbury..... 754	Zdeno Chara.....Slovakia..... 1,023
John Bucyk 1,436	Hal Gill 626	David Krejci.....Czech Republic 911
Patrice Bergeron..... 1,089	Ted Donato 528	P. J. Axelsson.....Sweden..... 797
Don Sweeney..... 1,052	Torey Krug 523	Kenneth R. Hodge.....England..... 652
Wayne Cashman..... 1,027	Steve Heinze..... 515	Tuukka Rask.....Finland..... 536
Terry O'Reilly..... 891	Frank Brimsek..... 444	Sergei Samsonov.....Russia..... 514
Rick Middleton..... 881	Mike O'Connell..... 424	Jozef Stumpel.....Slovakia..... 424
Don Marcotte..... 868	Tom Williams..... 391	Dennis Seidenberg.....Germany..... 401
Dallas Smith..... 860	Bob Sweeney..... 382	David Pastrnak.....Czech Republic 390
Dit Clapper..... 835	Tim Thomas..... 378	Marco Sturm.....Germany..... 302
GOALS	GOALS	GOALS
John Bucyk 545	Steve Heinze 131	Kenneth R. Hodge.....England..... 289
Phil Esposito..... 459	Ted Donato..... 119	David Krejci.....Czech Republic 207
Rick Middleton..... 402	Brian Rolston..... 104	David Pastrnak.....Czech Republic 180
Ray Bourque..... 395	Tom Fergus..... 98	Sergei Samsonov.....Russia..... 164
Patrice Bergeron..... 352	Tom Williams..... 96	Zdeno Chara.....Slovakia..... 148
Cam Neely..... 344	Craig Janney..... 85	Marco Sturm.....Germany..... 106
Brad Marchand..... 290	Bob Sweeney..... 81	P. J. Axelsson.....Sweden..... 103
Wayne Cashman..... 277	Steve Leach..... 76	Jozef Stumpel.....Slovakia..... 75
Bobby Orr..... 264	Mike O'Connell..... 70	Vladimir Ruzicka.....Czech Republic 66
Peter McNab..... 263	Bill Guerin..... 69	
ASSISTS	ASSISTS	ASSISTS
Ray Bourque 1,111	Torey Krug 230	David Krejci.....Czech Republic 479
John Bucyk 794	Mike O'Connell..... 199	Kenneth R. Hodge.....England..... 385
Bobby Orr..... 624	Craig Janney..... 198	Zdeno Chara.....Slovakia..... 333
Phil Esposito..... 553	Mike Milbury..... 189	Sergei Samsonov.....Russia..... 212
Patrice Bergeron..... 517	Ted Donato..... 147	Jozef Stumpel.....Slovakia..... 206
Wayne Cashman..... 516	Brian Rolston..... 147	David Pastrnak.....Czech Republic 199
Rick Middleton..... 496	Tom Fergus..... 138	P. J. Axelsson.....Sweden..... 184
Terry O'Reilly..... 402	Tom Williams..... 136	Dennis Seidenberg.....Germany..... 94
Adam Oates..... 357	Bob Sweeney..... 112	Marco Sturm.....Germany..... 87
Brad Marchand..... 356	Steve Heinze..... 108	Loui Eriksson.....Sweden..... 85
POINTS	POINTS	POINTS
Ray Bourque 1,506	Torey Krug 288	David Krejci.....Czech Republic 686
John Bucyk 1,339	Craig Janney..... 283	Kenneth R. Hodge.....England..... 674
Phil Esposito..... 1,012	Mike O'Connell..... 269	Zdeno Chara.....Slovakia..... 481
Rick Middleton..... 898	Ted Donato..... 266	David Pastrnak.....Czech Republic 379
Bobby Orr..... 888	Brian Rolston..... 251	Sergei Samsonov.....Russia..... 376
Patrice Bergeron..... 869	Steve Heinze..... 239	P. J. Axelsson.....Sweden..... 287
Wayne Cashman..... 793	Mike Milbury..... 238	Jozef Stumpel.....Slovakia..... 281
Brad Marchand..... 646	Tom Fergus..... 236	Marco Sturm.....Germany..... 193
Terry O'Reilly..... 606	Tom Williams..... 232	Loui Eriksson.....Sweden..... 147
Cam Neely..... 590	Bob Sweeney..... 193	Dmitri Khristich.....Ukraine..... 137

FATHER-SON & BROTHER COMBINATIONS

FATHERS & SONS:

BENNETT - Harvey ('44-45) and Bill ('78-79)
BOURQUE - Ray ('79-00) and Chris ('12-13)
DeMARCO - Albert G. ('42-44) and Albert T. ('78-79)
DONATO - Ted ('91-98, '03-04) and Ryan ('17-19)
GRAHAME - Ron ('77-78) and John ('99-03)
HODGE - Ken R. ('67-76) and Ken D. ('90-92)

BROTHERS:

CHERRY - Don ('54-55) and Dick ('56-57)
COOK - Alex 'Bud' ('31-32) and Fred 'Bun' ('36-37)
CROWDER - Keith ('80-89) and Bruce ('81-84)
HARRIS - Fred 'Smokey' ('24-25) and Henry ('30-31)
HILLMAN - Floyd ('56-57) and (Larry ('57-60)
JACKSON - Art ('37-38; '39-45) and Harvey ('41-44)
JERWA - Frank ('31-35) and Joe ('31-32; '33-34; '36-37)
PETTINGER - Eric ('28-29) and Gordon ('37-40)

QUACKENBUSH - Bill ('49-56) and Max ('50-51)
RITCHIE - Brett ('19-20) and Nick ('19-20)
ROBERTS - Doug ('71-74) and Gord ('92-94)
SCHOCK - Ron ('63-67) and Danny ('69-71)
SHILL - Jack ('34-35) and Bill ('42-43; '45-47)
SIGALET - Jordan ('05-06) and Jonathan ('06-07)
TAYLOR - Tim ('97-99) and Chris ('98-99)
TOPPAZZINI - Zellio ('48-51); and Jerry ('52-54; '55-64)

BOSTON BRUINS ALL-STARS

The following Bruins have been named to the official NHL All-Star Teams by the Professional Hockey Writers Association since its inception in 1930-31.

FIRST TEAM

GOALTENDERS

Cecil "Tiny" Thompson (2).....	1935-36; 1937-38
Frank Brimsek (2).....	1938-39; 1941-42
Tim Thomas (2).....	2008-09; 2010-11
Pete Peeters (1).....	1982-83
Tuukka Rask (1).....	2013-14

DEFENSEMEN

Ray Bourque (12).....	1979-80; 1981-82; 1983-84; 1984-85; 1986-87; 1987-88; 1989-90; 1990-91; 1991-92; 1992-93; 1993-94; 1995-96
Bobby Orr (8).....	1967-68; 1968-69; 1969-70; 1970-71; 1971-72; 1972-73; 1973-74; 1974-75
Eddie Shore (7).....	1930-31; 1931-32; 1932-33; 1934-35; 1935-36; 1937-38; 1938-39
Aubrey "Dit" Clapper (3).....	1938-39; 1939-40; 1940-41
Brad Park (2).....	1975-76; 1977-78
Zdeno Chara (2).....	2008-09; 2013-14
Albert "Babe" Siebert (1).....	1935-36
John Crawford (1).....	1945-46
Bill Quackenbush (1).....	1950-51

CENTERS

Phil Esposito (6).....	1968-69; 1969-70; 1970-71; 1971-72; 1972-73; 1973-74
Bill Cowley (4).....	1937-38; 1940-41; 1942-43; 1943-44
Milt Schmidt (3).....	1939-40; 1946-47; 1950-51
Fleming Mackell (1).....	1952-53

LEFT WINGS

John Bucyk (1).....	1970-71
Brad Marchand (1).....	2016-17

RIGHT WINGS

Ken R. Hodge (2).....	1970-71; 1973-74
David Pastrnak (1).....	2019-20

COACHES

Ralph "Cooney" Weiland (1).....	1940-41
Art Ross (1).....	1938-39

SECOND TEAM

GOALTENDERS

Frank Brimsek (6).....	1939-40; 1940-41; 1942-43; 1945-46; 1946-47; 1947-48
Cecil "Tiny" Thompson (2).....	1930-31; 1934-35
Jim Henry (1).....	1951-52
Byron Dafoe (1).....	1998-99
Tuukka Rask (1).....	2019-20

DEFENSEMEN

Ray Bourque (6).....	1980-81; 1982-83; 1985-86; 1988-89; 1994-95; 1998-99
Aubrey "Dit" Clapper (3).....	1930-31; 1934-35; 1943-44
Ferny Flaman (3).....	1954-55; 1956-57; 1957-58
Zdeno Chara (3).....	2007-08; 2010-11; 2011-12
Eddie Shore (1).....	1933-34
John Crawford (1).....	1942-43
Bill Hollett (1).....	1942-43
Bill Quackenbush (1).....	1952-53
Bobby Orr (1).....	1966-67
Ted Green (1).....	1968-69

CENTERS

Phil Esposito (2).....	1967-68; 1974-75
Bill Cowley (1).....	1944-45
Milt Schmidt (1).....	1951-52
Bronco Horvath (1).....	1959-60
Joe Thornton (1).....	2002-03

LEFT WINGS

Woody Dumart (3).....	1939-40; 1940-41; 1946-47
Brad Marchand (2).....	2018-19; 2019-20
Herb Cain (1).....	1943-44
Ed Sandford (1).....	1953-54
Real Chevrefils (1).....	1956-57
John Bucyk (1).....	1967-68
Wayne Cashman (1).....	1973-74

RIGHT WINGS

Bobby Bauer (4).....	1938-39; 1939-40; 1940-41; 1946-47
Cam Neely (4).....	1987-88; 1989-90; 1990-91; 1993-94
John McKenzie (1).....	1969-70
Rick Middleton (1).....	1981-82
Bill Guerin (1).....	2001-02

COACHES

Art Ross (2).....	1937-38; 1942-43
-------------------	------------------

BOSTON BRUINS IN HALLS OF FAME



HOCKEY HALL OF FAME

Name	Category	Year Elected	Year(s) with Bruins
Charles F. Adams	Builder	1960	1924-1936
Weston W. Adams	Builder	1972	1936-1951; 1964-1969
Dave Andreychuk	Player	2017	1999-2000
Marty Barry	Player	1965	1929-1935
Bobby Bauer	Player	1996	1935-1942; 1945-1947; 1951-1952
Leo Boivin	Player	1986	1954-1966
Ray Bourque	Player	2004	1979-2000
Frank Brimsek	Player	1966	1938-1949
Walter A. Brown	Builder	1962	1951-1964
John Bucyk	Player	1981	1957-1978
Billy Burch	Player	1974	1932-1933
Pat Burns	Builder	2014	1997-2000
Gerry Cheevers	Player	1985	1965-1972; 1975-1980
Aubrey "Dit" Clapper	Player	1947	1927-1947



Dit Clapper was inducted into the Hockey Hall of Fame in ceremonies following his final NHL game on February 12, 1947.

Sprague Cleghorn	Player	1958	1925-1928
Paul Coffey	Player	2004	2000-2001
Roy Conacher	Player	1998	1938-1942; 1945-1946
Fred "Bun" Cook	Player	1995	1936-1937
Bill Cowley	Player	1968	1935-1947
Cy Denneny	Player	1959	1928-1929
Woody Dumart	Player	1992	1935-1942; 1945-1954
Phil Esposito	Player	1984	1967-1976
Ferny Flaman	Player	1990	1945-1952; 1954-1956
Frank Fredrickson	Player	1958	1926-1929
Jarome Iginla	Player	2020	2013-14
Harvey Jackson	Player	1971	1941-1944
Jeremy M. Jacobs	Builder	2017	1975-Present
Tom Johnson	Player	1970	1963-1965
Gordon "Duke" Keats	Player	1958	1926-1927
Guy Lapointe	Player	1993	1983-1984
Brian Leetch	Player	2009	2005-2006
Harry Lumley	Player	1980	1957-1960
Mickey MacKay	Player	1952	1928-1930
Sylvio Mantha	Player	1960	1936-1937
Joe Mullen	Player	2000	1995-1996
Cam Neely	Player	2005	1986-1996
Adam Oates	Player	2012	1992-1997
Harry Oliver	Player	1967	1926-1934

Willie O'Ree	Builder	2018	1957-1958; 1960-1961
Bobby Orr	Player	1979	1966-1976
Bernie Parent	Player	1984	1965-1967
Brad Park	Player	1988	1975-1983
Jacques Plante	Player	1978	1972-1973
Walter "Babe" Pratt	Player	1966	1946-1947
Bill Quackenbush	Player	1976	1949-1956
Jean Ratelle	Player	1985	1975-1981
Mark Recchi	Player	2017	2009-2011
Arthur H. Ross	Player	1945	1924-1954



Art Ross was elected into the Hockey Hall of Fame as a player. His years with the Bruins were as General Manager and Coach of the team.

Terry Sawchuk	Player	1971	1955-1957
Milt Schmidt	Player	1961	1936-1942; 1946-1955
Eddie Shore	Player	1945	1926-1940
Albert "Babe" Siebert	Player	1964	1933-1936
Harry Sinden	Builder	1983	1966-Present
Reginald "Hooley" Smith	Player	1972	1936-1937
Allan Stanley	Player	1981	1956-1958
Nels Stewart	Player	1962	1932-1935; 1936-1937
Cecil "Tiny" Thompson	Player	1959	1928-1939
Rogatien "Rogie" Vachon	Player	2016	1980-1982
Ralph "Cooney" Weiland	Player	1971	1928-1939



U. S. HOCKEY HALL OF FAME MUSEUM

Name	Year Elected	Year(s) with Bruins
Frank Brimsek	1973	1938-1949
Walter A. Brown	1973	1951-1964
Bobby Carpenter	2007	1988-1992
Dave Christian	2001	1989-1991
Brian Gionta	2019	2017-2018
Bill Guerin	2013	2000-2002
Leland Harrington	2018	1925-1926; 1927-1928
Craig Janney	2016	1987-1992
Myles Lane	1973	1928-1930; 1933-1934
Reed Larson	1996	1985-1988
Brian Leetch	2008	2005-2006
Mike Milbury	2006	1975-1987
Joe Mullen	1998	1995-1996
George Owen Jr.	1973	1928-1933
Gordie Roberts	1999	1992-1994
Tim Thomas	2019	2002-2012
Clifford Thompson	1973	1941-1942; 1948-1949
Tom Williams	1981	1961-1969
Ken Yackell	1986	1958-1959

BRUINS HONORED NUMBERS



EDWARD W. SHORE | Defense

The league's first true superstar, Eddie Shore remains the only defenseman in NHL history to win four Hart Trophies as league MVP and he finished second in the balloting in another year ... He was an eight-time NHL All-Star, although he played for four seasons before All-Star teams were conceived in 1930-31 ... As tough as he was talented, he had 165 penalty minutes in just 44 games in 1927-28 and finished as high as 12th in the league's scoring race in 1932-33, which was unheard of for a defenseman at that time ... He won two Stanley Cups with the Bruins - in 1929 and 1939 - and was among the first group of inductees into the Hockey Hall of Fame in 1945.



LIONEL HITCHMAN | Defense

The Bruins may have had a tough first year on the ice with just six wins in 1924-25, but they found their leader when they acquired Lionel Hitchman on January 8 of that season ... He captained the Bruins from 1927-1931 ... Paired on defense with Eddie Shore for eight seasons, it was not unusual for him to play the entire 60 minutes of a game ... A classic 'defensive defenseman', he was so highly regarded in his time that he finished second in the Hart Trophy balloting as the NHL MVP in 1929-30 ... He captained the Bruins' first Stanley Cup championship team in 1929.



ROBERT G. ORR | Defense

Even a partial list of his accomplishments takes line after line, but Bobby Orr can be summed up in just seven words - the best ever to play the game ... He won 16 NHL trophies in his ten seasons in Boston, including three Hart Trophies as league MVP and two Ross Trophies as the only defenseman to ever win a scoring title ... He won the Norris Trophy as the league's top blueliner for eight straight seasons and two Conn Smythe Trophies as MVP of the playoffs in the 1970 and 1972 Cup-winning campaigns ... A nine-time NHL All-Star, he was the first player in NHL history to record 100 assists in a season and the first to record six consecutive 100-point seasons ... He was elected to the Hockey Hall of Fame in 1979.



AUBREY V. CLAPPER | Right Wing & Defense

"Dit" Clapper was the league's original iron man as the first player in NHL history to play for 20 seasons and he served as Boston captain for 14 years ... One of the most versatile players to ever play the game, he competed his first nine seasons as a right wing and earned two NHL All-Star berths at that position before playing his final 11 campaigns on defense with four additional All-Star appearances as a blueliner ... He played his final game on February 12, 1947 and, in ceremonies immediately after that game, was both inducted into the Hockey Hall of Fame and saw his number five raised to the Garden rafters ... He remains the only Bruin to play on three championship Boston teams - 1929, 1939 and 1941.



PHILIP A. ESPOSITO | Center

One of the premier scorers in NHL history, Phil Esposito was the first player in league annals to record 100 points in a season and he reached that mark on six occasions ... He won the Hart Trophy as NHL MVP twice and the Ross Trophy as the league's top scorer on five occasions while finishing second in three other seasons ... Named an NHL All-Star in eight of his nine Boston seasons, he led the NHL in goals for six straight years, and shattered the league scoring record with 76 goals in 1970-71, a mark that stood for 12 years until Wayne Gretzky broke it in 1981-82 ... He won two Stanley Cups with Boston, in 1970 and 1972, and was elected to the Hockey Hall of Fame in 1984.



BRUINS HONORED NUMBERS



CAMERON M. NEELY | Right Wing

It is a rare athlete that needs a new term coined to describe him, but no one had used the term 'power forward' in hockey until Cam Neely came along ... An NHL All-Star on four occasions, he led the team in goals for seven of his ten seasons, including three 50-goal campaigns ... He still holds the team single-season record for goals by a wing with 55 in 1989-90 and he is the team's all-time playoff goal leader as well ... He won the Masterton Trophy for dedication in 1993-94 when he scored 50 goals in just 44 games after missing most of the previous two seasons with thigh, knee and hip injuries ... Only Wayne Gretzky has scored 50 goals in fewer games in one season ... Injuries forced his retirement in September, 1996 and he was elected into the Hockey Hall of Fame in 2005.



JOHN P. BUCYK | Left Wing

John Bucyk is known as Chief and he was the team's leader in every way for the 21 seasons he played in a Bruins uniform ... He held every team career offensive record for over 20 years, remains the team's all-time goal scorer and is second on the club's all-time scoring list ... He served as team captain for five seasons and won two Stanley Cups with Boston, in 1970 and 1972 ... The winner of two Lady Byng Trophies as the league's most gentlemanly player, he was twice an NHL All-Star and was elected into the Hockey Hall of Fame in 1981 ... He has continued to be one of the Bruins' - and hockey's - greatest ambassadors as he has spent over 60 years in the organization in various capacities.



MILTON C. SCHMIDT | Center

If it is possible for one man to be all things to an organization, Milt Schmidt was that man for the Bruins ... The only man in Bruins history to serve the club as player, captain, coach and General Manager, he has figured in four of the team's six Stanley Cups - as a player in 1939 and 1941 and as the team's GM in 1970 and 1972 ... A four-time NHL All-Star, he won the Hart Trophy as league MVP in 1951 and the Art Ross scoring title in 1940 ... He centered the famed "Kraut Line", which became the first line in NHL history to finish 1-2-3 in the league's scoring race (1939-40), and missed three years of his career from 1942-1945 while serving in World War II with the Royal Canadian Air Force ... He was elected into the Hockey Hall of Fame in 1961.



RICHARD D. MIDDLETON | Right Wing

Rick Middleton played 12 seasons in Boston from 1976-1988, serving as captain for his final three campaigns ... "Nifty" remains fourth overall in the team's all-time scoring list and is third all-time on the team in goals ... Led the team in scoring for four straight seasons (1978-1982) and in goals for six straight years (1987-1984) ... Is one of five Bruins in team history to score 50 goals in a season (51 in 1981-82) and twice topped the 100-point mark ... Won the Lady Byng Trophy and was a Second Team All-Star in 1981-82 ... Ranks tied for fifth on the team's playoff scoring list and still holds the NHL mark for points in one playoff series (19 in seven games vs. Buffalo in 1983).



TERENCE J. O'REILLY | Right Wing

Terry O'Reilly epitomized the Bruins of his generation ... As comfortable using his hands for scoring or fighting, he is one of just four players in club history to lead the team in scoring and penalty minutes in the same season ... He served as the team captain from 1983-85, still ranks 11th on the team's all-time scoring list and is the club's all-time leader in penalty minutes ... He also coached the team from 1986-89, including an appearance in the 1988 Stanley Cup Finals.



BRUINS HONORED NUMBERS



RAYMOND J. BOURQUE | Defense

There are few players in league history as complete and adept at all facets of the game as Ray Bourque ... He was the first non-goaltender in league annals to win the Calder Trophy and be named a First Team All-Star in his rookie season ... He won five Norris Trophies as the league's top defenseman, won five team scoring titles and was named an NHL All-Star 18 times in his 21 seasons with the team ... He finished his Boston career as the club's all-time leader in games, assists and points and he remains the NHL's all-time leading scorer among defensemen ... He was elected into the Hockey Hall of Fame in 2004.



BRUINS NHL TROPHY WINNERS

HART MEMORIAL TROPHY Most Valuable Player

Eddie Shore	1932-33
Eddie Shore	1934-35
Eddie Shore	1935-36
Eddie Shore	1937-38
Bill Cowley	1940-41
Bill Cowley	1942-43
Milt Schmidt	1950-51
Phil Esposito	1968-69
Bobby Orr	1969-70
Bobby Orr	1970-71
Bobby Orr	1971-72
Phil Esposito	1973-74

ART ROSS TROPHY NHL Scoring Leader

Ralph "Cooney" Weiland	1929-30
Milt Schmidt	1939-40
Bill Cowley	1940-41
Herb Cain	1943-44
Phil Esposito	1968-69
Bobby Orr	1969-70
Phil Esposito	1970-71
Phil Esposito	1971-72
Phil Esposito	1972-73
Phil Esposito	1973-74
Bobby Orr	1974-75

JAMES NORRIS MEMORIAL TROPHY Top Defenseman

Bobby Orr	1967-68
Bobby Orr	1968-69
Bobby Orr	1969-70
Bobby Orr	1970-71
Bobby Orr	1971-72
Bobby Orr	1972-73
Bobby Orr	1973-74
Bobby Orr	1974-75
Ray Bourque	1986-87
Ray Bourque	1987-88
Ray Bourque	1989-90
Ray Bourque	1990-91
Ray Bourque	1993-94
Zdeno Chara	2008-09

FRANK J. SELKE TROPHY Top Defensive Forward

Steve Kasper	1981-82
Patrice Bergeron	2011-12
Patrice Bergeron	2013-14
Patrice Bergeron	2014-15
Patrice Bergeron	2016-17

JACK ADAMS TROPHY Top Coach

Don Cherry	1975-76
Pat Burns	1997-98
Claude Julien	2008-09
Bruce Cassidy	2019-20

CONN SMYTHE TROPHY Playoff Most Valuable Player

Bobby Orr	1969-70
Bobby Orr	1971-72
Tim Thomas	2010-11

CALDER MEMORIAL TROPHY Top Rookie

Frank Brimsek	1938-39
Jack Gelineau	1949-50
Larry Regan	1956-57
Bobby Orr	1966-67
Derek Sanderson	1967-68
Ray Bourque	1979-80
Sergei Samsonov	1997-98
Andrew Raycroft	2003-04

VEZINA TROPHY Top Goaltender

Cecil "Tiny" Thompson	1929-30
Cecil "Tiny" Thompson	1932-33
Cecil "Tiny" Thompson	1935-36
Cecil "Tiny" Thompson	1937-38
Frank Brimsek	1938-39
Frank Brimsek	1941-42
Pete Peeters	1982-83
Tim Thomas	2008-09
Tim Thomas	2010-11
Tuukka Rask	2013-14

LADY BYNG MEMORIAL TROPHY Most Gentlemanly Player

Bobby Bauer	1939-40
Bobby Bauer	1940-41
Bobby Bauer	1946-47
Don McKenney	1959-60
John Bucyk	1970-71
John Bucyk	1973-74
Jean Ratelle	1975-76
Rick Middleton	1981-82

MAURICE 'ROCKET' RICHARD TROPHY NHL's Leading Goal Scorer

David Pastrnak	2019-20
----------------------	---------

WILLIAM M. JENNINGS TROPHY Fewest Team Goals Allowed

Reggie Lemelin & Andy Moog	1989-90
Tim Thomas & Manny Fernandez	2008-09
Tuukka Rask & Jaroslav Halak	2019-20

KING CLANCY MEMORIAL TROPHY Leadership Qualities On & Off the Ice & Contributions to the Community

Patrice Bergeron	2012-13
------------------------	---------

BILL MASTERTON MEMORIAL TROPHY Dedication & Perseverance

Charlie Simmer	1985-86
Gord Kluzak	1989-90
Cam Neely	1993-94
Phil Kessel	2006-07

MARK MESSIER NHL LEADERSHIP AWARD Leadership Qualities On & Off the Ice

Zdeno Chara	2010-11
-------------------	---------

NHL FOUNDATION AWARD Contributions to his Community

Patrice Bergeron	2013-14
------------------------	---------

GENERAL MANAGER OF THE YEAR

Don Sweeney	2018-19
-------------------	---------

LESTER PATRICK TROPHY Contributions to hockey in the United States

Charles Adams	1967
Walter Brown	1968
Eddie Shore	1970
Ralph "Cooney" Weiland	1972
Weston Adams Sr.	1974
John Bucyk	1977
Tom Fitzgerald	1978
Art Ross	1984
Fred Cusick	1988
Milt Schmidt	1996
Harry Sinden	1999
Cam Neely	2010
Jeremy M. Jacobs	2015

BRUINS TEAM TROPHY WINNERS

ELIZABETH C. DUFRESNE TROPHY

Player most outstanding in home games
as voted by Boston media

Cecil "Tiny" Thompson.....	1935-36
Eddie Shore.....	1936-37
Eddie Shore.....	1937-38
Eddie Shore.....	1938-39
Aubrey "Dit" Clapper.....	1939-40
Aubrey "Dit" Clapper.....	1940-41
Milt Schmidt, Woody Dumart & Bobby Bauer.....	1941-42
Frank Brimsek.....	1942-43
Bill Cowley.....	1943-44
Jack Crawford.....	1944-45
Jack Crawford.....	1945-46
Milt Schmidt.....	1946-47
Frank Brimsek.....	1947-48
Pat Egan.....	1948-49
Milt Schmidt.....	1949-50
Milt Schmidt.....	1950-51
Jim Henry.....	1951-52
Fleming Mackell.....	1952-53
Jim Henry.....	1953-54
Leo LaBine.....	1954-55
Terry Sawchuk.....	1955-56
Jerry Toppazzini.....	1956-57
Jerry Toppazzini.....	1957-58
Vic Stasiuk.....	1958-59
Bronco Horvath.....	1959-60
Leo Boivin.....	1960-61
Doug Mohns.....	1961-62
John Bucyk.....	1962-63
Ed Johnston.....	1963-64
Ted Green.....	1964-65
John Bucyk.....	1965-66
Bobby Orr.....	1966-67
Phil Esposito.....	1967-68
Phil Esposito.....	1968-69
Bobby Orr.....	1969-70
Phil Esposito.....	1970-71
Bobby Orr.....	1971-72
Phil Esposito.....	1972-73
Phil Esposito & Bobby Orr.....	1973-74
Bobby Orr.....	1974-75
Gregg Sheppard.....	1975-76
Jean Ratelle.....	1976-77
Brad Park & Terry O'Reilly.....	1977-78
Rick Middleton.....	1978-79
Ray Bourque.....	1979-80
Rick Middleton.....	1980-81
Rick Middleton.....	1981-82
Pete Peeters.....	1982-83
Rick Middleton.....	1983-84
Ray Bourque.....	1984-85
Ray Bourque.....	1985-86
Ray Bourque.....	1986-87
Cam Neely.....	1987-88
Randy Burridge.....	1988-89
Ray Bourque.....	1989-90
Cam Neely.....	1990-91
Vladimir Ruzicka.....	1991-92
Adam Oates.....	1992-93
Ray Bourque.....	1993-94
Cam Neely.....	1994-95
Ray Bourque.....	1995-96
Jozef Stumpel.....	1996-97
Jason Allison.....	1997-98
Byron Dafoe.....	1998-99
Joe Thornton.....	1999-2000
Jason Allison.....	2000-01
Brian Rolston.....	2001-02

Joe Thornton.....	2002-03
Andrew Raycroft.....	2003-04
No Season.....	2004-05
Patrice Bergeron.....	2005-06
Marc Savard.....	2006-07
Marco Sturm.....	2007-08
Marc Savard.....	2008-09
Patrice Bergeron.....	2009-10
Tim Thomas.....	2010-11
Brad Marchand.....	2011-12
Patrice Bergeron.....	2012-13
David Krejci.....	2013-14
Tuukka Rask.....	2014-15
Loui Eriksson.....	2015-16
Brad Marchand.....	2016-17
Brad Marchand.....	2017-18
Brad Marchand.....	2018-19
David Pastrnak.....	2019-20

SEVENTH PLAYER AWARD

Player who performed beyond expectations
as voted by fans

Ed Westfall.....	1968-69
John McKenzie.....	1969-70
Fred Stanfield.....	1970-71
Derek Sanderson.....	1971-72
Dallas Smith.....	1972-73
Carol Vadnais & Don Marcotte.....	1973-74
Terry O'Reilly.....	1974-75
Gregg Sheppard.....	1975-76
Gary Doak.....	1976-77
Stan Jonathan.....	1977-78
Rick Middleton.....	1978-79
Ray Bourque.....	1979-80
Steve Kasper.....	1980-81
Barry Pederson.....	1981-82
Pete Peeters.....	1982-83
Mike O'Connell.....	1983-84
Keith Crowder.....	1984-85
Randy Burridge.....	1985-86
Cam Neely.....	1986-87
Glen Wesley.....	1987-88
Randy Burridge.....	1988-89
John Carter.....	1989-90
Ken D. Hodge.....	1990-91
Vladimir Ruzicka.....	1991-92
Don Sweeney.....	1992-93
Cam Neely.....	1993-94
Blaine Lacher.....	1994-95
Kyle McLaren.....	1995-96
Ted Donato.....	1996-97
Jason Allison.....	1997-98
Byron Dafoe.....	1998-99
Joe Thornton.....	1999-00
Bill Guerin.....	2000-01
Bill Guerin.....	2001-02
Mike Knuble.....	2002-03
Andrew Raycroft.....	2003-04
No Season.....	2004-05
Tim Thomas.....	2005-06
Tim Thomas.....	2006-07
Milan Lucic.....	2007-08
David Krejci.....	2008-09
Tuukka Rask.....	2009-10
Brad Marchand.....	2010-11
Tyler Seguin.....	2011-12
Doug Hamilton.....	2012-13
Reilly Smith.....	2013-14
David Pastrnak.....	2014-15
Brad Marchand.....	2015-16
David Pastrnak.....	2016-17

Charlie McAvoy.....	2017-18
Chris Wagner.....	2018-19
Charlie Coyle.....	2019-20

JOHN P. BUCYK AWARD

Charitable and Community
Endeavors

Steve Heinze.....	1999-2000
Don Sweeney.....	2000-01
Hal Gill.....	2001-02
Nick Boynton.....	2002-03
Martin Lapointe.....	2003-04
No Season.....	2004-05
P. J. Axelsson.....	2005-06
Patrice Bergeron.....	2006-07
Zdeno Chara.....	2007-08
Aaron Ward.....	2008-09
Shawn Thornton.....	2009-10
Andrew Ference.....	2010-11
Brad Marchand.....	2011-12
Gregory Campbell.....	2012-13
Tuukka Rask.....	2013-14
Doug Hamilton.....	2014-15
Jimmy Hayes.....	2015-16
David Pastrnak.....	2016-17
Tim Schaller.....	2017-18
Zdeno Chara.....	2018-19
Patrice Bergeron.....	2019-20

RADIO NETWORK FIRST STAR AWARD

Bobby Orr.....	1973-74
Phil Esposito.....	1974-75
Jean Ratelle.....	1975-76
Jean Ratelle.....	1976-77
Terry O'Reilly.....	1977-78
Rick Middleton.....	1978-79
Rick Middleton.....	1979-80
Rick Middleton.....	1980-81
Rick Middleton.....	1981-82
Rick Middleton.....	1982-83
Rick Middleton.....	1983-84
Ray Bourque.....	1984-85
Ray Bourque.....	1985-86
Ray Bourque.....	1986-87
Cam Neely.....	1987-88
Cam Neely.....	1988-89
Cam Neely.....	1989-90
Cam Neely.....	1990-91
Andy Moog.....	1991-92
Adam Oates.....	1992-93
Cam Neely.....	1993-94
Cam Neely.....	1994-95
Adam Oates.....	1995-96
Ray Bourque.....	1996-97
Byron Dafoe.....	1997-98
Byron Dafoe.....	1998-99
Joe Thornton.....	1999-2000
Jason Allison.....	2000-01
Byron Dafoe.....	2001-02
Joe Thornton.....	2002-03
Andrew Raycroft.....	2003-04
No Season.....	2004-05
Patrice Bergeron.....	2005-06
Marc Savard.....	2006-07
Tim Thomas.....	2007-08
Marc Savard.....	2008-09
Patrice Bergeron.....	2009-10
Tim Thomas.....	2010-11

BRIINS TEAM TROPHY WINNERS

Tim Thomas	2011-12
Tuukka Rask	2012-13
Tuukka Rask	2013-14
Patrice Bergeron	2014-15
Patrice Bergeron	2015-16
Tuukka Rask	2016-17
Tuukka Rask	2017-18
Brad Marchand	2018-19
David Pastrnak	2019-20

RADIO NETWORK SECOND STAR AWARD

Phil Esposito	1973-74
Bobby Orr	1974-75
Gregg Sheppard	1975-76
Brad Park	1976-77
Peter McNab	1977-78
Peter McNab	1978-79
Terry O'Reilly	1979-80
Peter McNab	1980-81
Barry Pederson	1981-82
Pete Peeters	1982-83
Barry Pederson	1983-84
Ken Linseman	1984-85
Ken Linseman	1985-86
Bill Ranford	1986-87
Steve Kasper	1987-88
Ray Bourque	1988-89
Ray Bourque	1989-90
Ray Bourque	1990-91
Ray Bourque	1991-92
Joe Juneau	1992-93
Ray Bourque	1993-94
Ray Bourque	1994-95
Ray Bourque	1995-96
Ted Donato	1996-97
Jason Allison	1997-98
Ray Bourque	1998-99
Kyle McLaren	1999-2000
Bill Guerin	2000-01
Brian Rolston	2001-02
Glen Murray	2002-03
Joe Thornton	2003-04
No Season	2004-05
Brad Boyes	2005-06
Tim Thomas	2006-07
Marc Savard	2007-08
Zdeno Chara	2008-09
David Krejci	2009-10
Patrice Bergeron	2010-11
Patrice Bergeron	2011-12
Patrice Bergeron	2012-13
David Krejci	2013-14
Tuukka Rask	2014-15
Tuukka Rask	2015-16
Patrice Bergeron	2016-17
Brad Marchand	2017-18
Patrice Bergeron	2018-19
Tuukka Rask	2019-20

RADIO NETWORK THIRD STAR AWARD

Gilles Gilbert	1973-74
Gregg Sheppard	1974-75
John Bucyk	1975-76
Peter McNab	1976-77
Brad Park	1977-78
Terry O'Reilly	1978-79
Ray Bourque	1979-80
Ray Bourque	1980-81

Ray Bourque	1981-82
Ray Bourque	1982-83
Ray Bourque	1983-84
Keith Crowder	1984-85
Keith Crowder	1985-86
Steve Kasper	1986-87
Ray Bourque	1987-88
Randy Burridge	1988-89
Andy Moog	1989-90
Craig Janney	1990-91
Vladimir Ruzicka	1991-92
Ray Bourque	1992-93
Adam Oates	1993-94
Blaine Lacher	1994-95
Bill Ranford	1995-96
Jozef Stumpel	1996-97
Ray Bourque	1997-98
Jason Allison	1998-99
Sergei Samsonov	1999-2000
Joe Thornton	2000-01
Joe Thornton	2001-02
Mike Knuble	2002-03
Glen Murray	2003-04
No Season	2004-05
Tim Thomas	2005-06
Glen Murray	2006-07
Marco Sturm	2007-08
Tim Thomas	2008-09
Tuukka Rask	2009-10
Milan Lucic	2010-11
Milan Lucic	2011-12
Tyler Seguin	2012-13
Patrice Bergeron	2013-14
Brad Marchand	2014-15
David Krejci	2015-16
Brad Marchand	2016-17
Patrice Bergeron	2017-18
David Pastrnak	2018-19
Brad Marchand	2019-20

JOHN CARLTON MEMORIAL TROPHIES



John Carlton

The John Carlton Memorial Trophies are given annually by the Boston Bruins to the outstanding male and female student-athletes in Eastern Massachusetts high school hockey or junior hockey. They are given to the high school seniors "who combine exceptional hockey skills with academic excellence."

The annual awards are named in honor of the late Bruins scout and administrator who passed away in December, 1982 after a long and dedicated affiliation at all levels of the game.

Men's Winners

Allen Bourbeau (Acton-Boxboro)	1982-83
Tom Glavine (Billerica)	1983-84
Robert Hardy (Malden Catholic)	1984-85
Brian Ferreira (Falmouth)	1985-86
Ted Donato (Catholic Memorial)	1986-87
Kurt Laakso (Newburyport)	1987-88
Matt Poska (Lynn English)	1988-89
Robert Chebator (Arlington)	1989-90

Tim O'Sullivan (Catholic Memorial)	1990-91
Michael Sullivan (Reading)	1991-92
Allen Melanson (Lynn English)	1992-93
Shawn Lothrop (Newton North)	1993-94
Richard Sacchetti (Chelmsford)	1994-95
Michael Souza (Wakefield)	1995-96
Bobby Allen (Cushing Academy)	1996-97
Brian Eklund (Archbishop Williams)	1997-98
Thomas Calabro (Billerica)	1998-99
Jonathan Goodwin (Catholic Memorial)	1999-2000
Noah Welch (St. Sebastian's)	2000-01
Gabe Winer (Governor Dummer)	2001-02
Brian Boyle (St. Sebastian's)	2002-03
Cory Schneider (Phillips Academy)	2003-04
Benn Ferreira (Governor Dummer)	2004-05
Chris Huxley (Noble & Greenough)	2005-06
Kevin McNamara (Belmont Hill)	2006-07
Edwin Shea (Boston Jr. Bruins)	2007-08
Wayne Simpson (Lawrence Academy)	2008-09
Charlie Coyle (South Shore Kings)	2009-10
Matt Hallow (Noble & Greenough)	2010-11
Jimmy Vesey (North Reading)	2011-12
Ryan Fitzgerald (Valley Jr. Warriors)	2012-13
Miles Gendron (The River School)	2013-14
Ryan Donato (Dexter School)	2014-15
Ty Amonte (Thayer Academy)	2015-16
Casey Carreau (Thayer Academy)	2016-17
Jay O'Brien (Thayer Academy)	2017-18
Braden Doyle (Lawrence Academy)	2018-19
Anthony Messuri (Arlington)	2019-20

Women's Winners

Deanna McDevitt (Milton Academy)	1998-99
Krissy McManus (Noble & Greenough)	1999-00
Amy McLaughlin (Milton Academy)	2000-01
Karen Thatcher (Noble & Greenough)	2001-02
Christine Capuano (Lawrence Academy)	2002-03
Deb Spillane (Franklin)	2003-04
Sarah Parsons (Noble & Greenough)	2004-05
Julie Flynn (Noble & Greenough)	2005-06
Marissa Gentile (Tabor Academy)	2006-07
Kelly Foley (Tabor Academy)	2007-08
Jillian Dempsey (Rivers School)	2008-09
Marissa Gedman (Noble & Greenough)	2009-10
Alex Carpenter (Governor's Academy)	2010-11
Mary Parker (Noble & Greenough)	2011-12
Natasha Rachlin (Noble & Greenough)	2012-13
Lexie Laing (Noble & Greenough)	2013-14
Samantha Davis (Tabor Academy)	2014-15
Caitrin Lonergan (Noble & Greenough)	2015-16
Becca Gilmore (Noble & Greenough)	2016-17
Kelly Browne (Tabor Academy)	2017-18
Lily Farden (Noble & Greenough)	2018-19
Molly Griffin (Buckingham Browne & Nichols)	2019-20

ALL-TIME ROSTER

A complete listing of the 1,021 players who have played for the Bruins from 1924-25 through 2019-20

Note - Photo represents the leading scorer of each last initial.

LEGEND:

Player Name ... Position ... Height ... Weight ... Date and Place of Birth (if known) ... (Uniform Number(s) if known) ... Team Transactions (if known)

Season(s) Played	Regular Season					Playoffs				
	GP	G	A	PTS	PIM	GP	G	A	PTS	PIM

- A -



ABBOTT, George ... Goal ... 5'7" ... 153 ... Aug. 3, 1911 in Synenham ONT ... Loaned to Boston from Toronto to replace injured Bert Gardiner, Nov. 27, 1943
1943-44 1 0 0 0 - - - - -

ACCIARI, Noel ... Center ... 5'10" ... 208 ... Dec. 1, 1991 in Johnston RI ... (#55) ... Signed as a free agent, June 8, 2015
2015-16-2018-19 180 18 13 31 80 35 4 3 7 4

ADAMS, John ... Goal ... 6'0" ... 200 ... July 27, 1946 in Port Arthur ONT ... (#28; #31) ... Traded to San Diego/WHL as future considerations portion of Mar. 10, 1973 Ken Broderick trade, June 12, 1973
1972-73 14 - 0 0 0 - - - - -

ADDUONO, Rick ... Center ... 5'11" ... 182 ... Jan. 25, 1955 in Thunder Bay ONT ... (#31) ... Third pick, 60th overall, in the 1975 NHL Amateur Draft
1975-76 1 0 0 0 0 - - - - -

AGOSTINO, Kenny ... Left Wing ... 6'1" ... 203 ... Apr. 30, 1992 in Morristown NJ ... (#18) ... Signed as a free agent, July 1, 2017
2017-18 5 0 1 1 4 - - - - -

AITKEN, Johnathan ... Defense ... 6'4" ... 210 ... May 24, 1978 in Edmonton ALTA ... (#49) ... First pick, eighth overall, in the 1996 NHL Entry Draft
1999-00 3 0 0 0 0 - - - - -

ALBERTS, Andrew ... Defense ... 6'5" ... 218 ... June 30, 1981 in Minneapolis MN ... (#41) ... Fifth pick (sixth round), 179th overall, in the 2001 NHL Entry Draft ... Traded to Philadelphia for Ned Lukacevic and 2009 fourth round draft pick (Lane MacDermid), Oct. 13, 2008
2005-06-2008-09 184 1 18 19 231 2 0 0 0 0

ALDCORN, Gary ... Left Wing ... 5'11" ... 170 ... Mar. 7, 1935 in Shaunavon SASK ... Acquired from Detroit with Murray Oliver and Tom McCarthy for Vic Stasiuk and Leo Labine, Jan. 23, 1961
1960-61 24 2 3 5 12 - - - - -

ALLEN, Bobby ... Defense ... 6'1" ... 215 ... Nov. 14, 1978 in Weymouth MA ... (#38) ... Second pick, 52nd overall, in the 1998 NHL Entry Draft ... Traded to Edmonton for Sean Brown, Mar. 19, 2002 ... Signed as a free agent, July 17, 2006
2006-07-2007-08 50 0 3 3 12 - - - - -

ALLISON, Jason ... Center ... 6'3" ... 205 ... May 29, 1975 in North York ONT ... (#14; #41) ... Acquired from Washington with Jim Carey, Anson Carter and 1997 third round draft pick (Lee Goren) for Adam Oates, Bill Ranford and Rick Tocchet, Mar. 1, 1997 ... Traded to Los Angeles with Mikko Eloranta for Glen Murray and Jozef Stumpel, Oct. 24, 2001
1996-97-2000-01 301 105 189 294 242 18 4 15 19 10

ANDERSON, Bill ... Defense ... 6'0" ... 190 ... Dec. 13, 1912 in Tillsonburg ONT ... (#21)
1942-43 - - - - - 1 0 0 0 0

ANDERSON, Earl ... Right Wing ... 6'1" ... 185 ... Feb. 24, 1951 in Roseau MN ... (#16; #27; #28) ... Acquired from Detroit with Hank Nowak for Walt McKechnie and 1975 third round draft pick (Clarke Hamilton), Feb. 18, 1975
1974-75-1976-77 64 12 16 28 10 5 0 1 1 0

ANDREYCHUK, Dave ... Left Wing ... 6'4" ... 220 ... Sept. 29, 1963 in Hamilton ONT ... (#38) ... Signed as a free agent, July 29, 1999 ... Traded to Colorado with Ray Bourque for Brian Rolston, Samuel Pahlsson, Martin Grenier and 2000 first round draft pick (Martin Samuelsson), Mar. 6, 2000
1999-00 63 19 14 33 28 - - - - -

ARBOUR, John ... Defense ... 5'11" ... 195 ... Sept. 28, 1945 in Niagara Falls ONT ... (#27) ... Traded to Pittsburgh with Jean Pronovost for cash, May 21, 1968
1965-66; 1967-68 6 0 1 1 11 - - - - -

ARMSTRONG, Bob ... Defense ... 6'1" ... 190 ... Apr. 7, 1931 in Toronto ONT ... (#4) ... Loaned to Montreal with Dallas Smith and cash for Wayne Connelly, Oct. 26, 1961
1950-51-1961-62 541 13 86 99 671 42 1 7 8 28

ARNIEL, Jamie ... Center ... 5'11" ... 191 ... Nov. 16, 1989 in Kingston ONT ... (#72) ... Fourth pick, 97th overall, in the 2008 NHL Entry Draft.
2010-11 1 0 0 0 0 - - - - -

ARNIEL, Scott ... Left Wing ... 6'1" ... 188 ... Sept. 17, 1962 in Kingston ONT ... (#29) ... Acquired from Winnipeg for future considerations, Nov. 22, 1991
1991-92 29 5 3 8 20 - - - - -

ASHBEE, Barry ... Defense ... 5'10" ... 180 ... July 28, 1939 in Weston ONT ... Traded to Detroit with Ed Chadwick for Bob Perreault, June, 1962
1965-66 14 0 3 3 14 - - - - -

ASHTON, Brent ... Left Wing ... 6'1" ... 210 ... May 18, 1960 in Saskatoon SASK ... (#18) ... Acquired from Winnipeg for Petri Skriko, Oct. 29, 1991 ... Traded to Calgary for C. J. Young, Feb. 1, 1993
1991-92-1992-93 87 19 24 43 58 - - - - -

ATKINSON, Steve ... Right Wing ... 5'11" ... 170 ... Oct. 16, 1948 in Toronto ONT ... Acquired from Detroit as future considerations portion of Feb. 16, 1966 Leo Boivin-Dean Prentice trade, June 6, 1966 ... Traded to Hershey/AHL for cash, June, 1970
1968-69 1 0 0 0 0 - - - - -

AUBUCHON, Oscar ... Left Wing ... 5'10" ... 175 ... Jan. 1, 1917 in St. Hyacinthe QBC ... (#15) ... Acquired from Providence/AHL with Norm Calladine and Ab DeMarco for cash, Mar. 8, 1943 ... Traded to NY Rangers for cash, Nov., 1943
1942-43-1943-44 12 4 0 4 0 6 1 0 1 0

AULD, Alex ... Goal ... 6'5" ... 221 ... Jan. 7, 1981 in Cold Lake ALTA ... (#29) ... Acquired from Phoenix for Nate DiCasmirro and 2009 fifth round draft pick (Jeff Costello), Dec. 6, 2007
2007-08 23 - 0 0 0 - - - - -

AWREY, Don ... Defense ... 6'0" ... 175 ... July 18, 1943 in Kitchener ONT ... (#22; #26) ... Traded to St. Louis for Jake Rathwell, 1974 second round draft pick (Mark Howe) and cash, Oct. 5, 1973
1963-64-1972-73 543 21 87 108 830 54 0 11 11 132

AXELSSON, Per-Johan "P.J." ... Left Wing ... 6'1" ... 175 ... Feb. 26, 1975 in Kungälv, SWE ... (#57; #11) ... Seventh pick, 177th overall, in the 1995 NHL Entry Draft
1997-98-2008-09 797 103 184 287 276 54 4 3 7 24

- B -



BABANDO, Pete ... Left Wing ... 5'9" ... 187 ... May 10, 1925 in Braeburn PA ... (#24) ... Traded to Detroit with Clare Martin, Lloyd Durham and Jimmy Peters for Bill Quackenbush and Pete Horeck, Aug. 16, 1949
1947-48-1948-49 118 42 25 67 86 9 1 1 2 4

BACKES, David ... Center/Wing ... 6'3" ... 226 ... May 1, 1984 in Minneapolis MN ... (#42) ... Signed as a free agent, July 1, 2016 ... Traded to Anaheim with Axel Andersson and 2020 first round draft pick (J) for Ondrej Kase, Feb. 21, 2020
2016-17-2019-20 217 39 55 94 169 33 5 7 12 23

BAILEY, Garnet "Ace" ... Left Wing ... 5'11" ... 192 ... June 13, 1948 in Lloydminster SASK ... (#14) ... Third pick, 13th overall, in the 1966 NHL Amateur Draft ... Traded to Detroit with future considerations (Murray Wing, June 4, 1974) for Gary Doak, Mar. 1, 1973
1968-69-1972-73 232 31 46 77 289 15 2 4 6 28

BAILEY, Scott ... Goal ... 6'0" ... 195 ... May 2, 1972 in Calgary ALTA ... (#39) ... Third pick (fifth round), 112th overall, in the 1992 NHL Entry Draft
1995-96-1996-97 19 - 0 0 0 - - - - -

BALES, Mike ... Goal ... 6'1" ... 180 ... Aug. 6, 1971 in Prince Albert SASK ... (#30) ... Fourth pick (fifth round), 105th overall, in the 1990 NHL Entry Draft
1992-93 1 - 0 0 0 - - - - -

BALFOUR, Murray ... Right Wing ... 5'9" ... 178 ... Aug. 24, 1936 in Regina SASK ... (#12) ... Acquired from Chicago with Mike Draper for Matt Ravlich and Jerry Toppazzini, June 9, 1964
1964-65 15 0 2 2 26 - - - - -

BALUIK, Stan ... Center ... 5'8" ... 160 ... Oct. 5, 1935 in Port Arthur ONT ... Claimed by Chicomitimi/QLH in Inter-League Draft, June 4, 1957
1959-60 7 0 0 0 2 - - - - -

BANKS, Darren ... Left Wing ... 6'2" ... 215 ... Mar. 18, 1966 in Toronto ONT ... (#20; #56) ... Signed as a free agent, July 16, 1992
1992-93-1993-94 20 2 2 4 73 - - - - -

BARAHONA, Ralph ... Center ... 5'10" ... 180 ... Nov. 16, 1965 in Long Beach CA ... (#37) ... Signed as a free agent, Sept. 26, 1990
1990-91-1991-92 6 2 2 4 0 - - - - -

BARON, Marco ... Goal ... 5'11" ... 180 ... Apr. 8, 1959 in Montreal QBC ... (#31; #33) ... Sixth pick, 99th overall, in the 1979 NHL Entry Draft ... Traded to Los Angeles for Bob LaForest, Jan. 3, 1984
1979-80-1982-83 64 - 2 2 46 1 - 0 0 0

BARR, Dave ... Right Wing ... 6'1" ... 195 ... Nov. 30, 1960 in Toronto ONT ... (#17; #27; #32) ... Signed as a free agent, Sept. 28, 1981 ... Traded to NY Rangers for Dave Silk, Oct. 5, 1983
1981-82-1982-83 12 1 1 2 7 15 1 0 1 2

BARRY, Eddie ... Left Wing ... 5'10" ... 180 ... Oct. 12, 1919 in Wellesley MA ... (#18) ... Signed as a free agent, Jan. 9, 1947
1946-47 19 1 3 4 2 - - - - -

BARRY, Marty ... Center ... 5'11" ... 175 ... Dec. 8, 1905 in Quebec City QBC ... (#8) ... Claimed from NY Americans in Inter-League Draft, May 13, 1929 ... Traded to Detroit with Art Giroux for Cooney Weiland and Walt Buswell, June 30, 1935
1929-30-1934-35 279 129 89 218 167 20 6 6 12 26

BARRY, Ray ... Center ... 5'11" ... 170 ... Oct. 4, 1928 in Boston MA ... Signed as a free agent, Oct. 3, 1950
1951-52 18 1 2 3 6 - - - - -

BARTKOWSKI, Matt ... Defense ... 6'1" ... 196 ... June 4, 1988 in Pittsburgh PA ... Acquired from Florida with Dennis Seidenberg for Byron Bitz, Craig Weller and 2010 second round draft pick (Alexander Petrovic), Mar. 3, 2010
2010-11-2014-15 131 0 24 24 77 15 1 2 3 14

BARTLETT, Jimmy ... Left Wing ... 5'9" ... 165 ... May 27, 1932 in Verdun QBC ... (#24) ... Claimed from NY Rangers in Intra-League Draft, June 8, 1960 ... Traded to Providence/AHL for cash, Aug., 1961
1960-61 63 15 9 24 95 - - - - -

BATES, Shawn ... Center ... 5'11" ... 205 ... Apr. 3, 1975 in Melrose MA ... (#17) ... Fourth pick, 103rd overall, in the 1993 NHL Entry Draft
1997-98-2000-01 135 14 14 28 44 12 0 0 0 4

BAUER, Bobby ... Right Wing ... 5'6" ... 150 ... Feb. 16, 1915 in Waterloo ONT ... (#17) ... Claimed from Syracuse/IHL in Inter-League Draft, May 11, 1935
1935-36-1941-42; 1945-46-1946-47; 1951-52 327 123 136 259 38 48 11 8 19 6

BAUMGARTNER, Ken ... Left Wing ... 6'1" ... 205 ... Mar. 11, 1966 in Flin Flon MAN ... (#22) ... Signed as a free agent, July 14, 1997
1997-98-1998-99 151 1 4 5 318 9 0 0 0 14

ALL-TIME ROSTER

BEATTIE, John "Red" ... Left Wing ... 5'9" ... 170 ... Oct. 2, 1907 in Ibstock ENG ... (#11) ... Rights awarded by NHL to settle contract dispute, Dec. 12, 1930 ... Traded to Detroit for Gord Pettinger, Dec. 19, 1937														
1930-31-1937-38	286	58	79	137	124	19	2	0	2	6				
BECKETT, Bob ... Center ... 6'0" ... 185 ... Apr. 8, 1936 in Unionville ONT ... (#6; #24)														
1956-57-1957-58; 1961-62;														
1963-64	68	7	6	13	18	-	-	-	-	-				
BEDDOES, Clayton ... Center ... 5'11" ... 190 ... Nov. 10, 1970 in Bentley ALTA ... (#37) ... Signed as a free agent, June 2, 1994														
1995-96-1996-97														
2000-01	60	2	8	10	57	-	-	-	-	-				
BEERS, Bob ... Defense ... 6'2" ... 200 ... May 20, 1967 in Pittsburgh PA ... (#22; #34; #43) ... Tenth pick, 210th overall, in the 1985 NHL Entry Draft ... Traded to Tampa Bay for Stephane Richer, Oct. 28, 1992 ... Signed as a free agent, Aug. 5, 1996														
1989-90-1991-92;														
1996-97	77	3	11	14	53	21	1	1	2	22				
BEGIN, Steve ... Center ... 6'0" ... 192 ... June 14, 1978 in Trois-Rivieres, QBC ... (#27) ... Signed as a free agent, July 1, 2009														
2009-10	77	5	9	14	53	13	1	0	1	10				
BELANGER, Ken ... Left Wing ... 6'4" ... 225 ... May 14, 1974 in Sault Ste. Marie ONT ... (#16) ... Acquired from NY Islanders for Ted Donato, Nov. 7, 1998														
1998-99-2000-01	122	5	8	13	317	12	1	0	1	16				
BELANGER, Yves ... Goal ... 5'11" ... 170 ... Sept. 30, 1952 in Baie Comeau QBC ... (#31) ... Signed as a free agent, Oct. 8, 1979														
1979-80	8	-	0	0	0	-	-	-	-	-				
BELESKEY, Matt ... Left Wing ... 6'0" ... 204 ... June 7, 1988 in Windsor ONT ... (#39) ... Signed as a free agent, July 1, 2015 ... Traded to NY Rangers with Ryan Spooner, Ryan Lindgren, 2018 first (Jacob Bernard-Docker) and 2019 seventh (Massimo Rizzo) round draft picks, Feb. 25, 2018														
2015-16-2017-18	143	18	27	45	129	3	0	0	0	4				
BENNETT, Bill ... Left Wing ... 6'5" ... 235 ... May 31, 1953 in Warwick RI ... (#7) ... Signed as a free agent, Oct. 1976 ... Claimed by Hartford in NHL Expansion Draft, June 13, 1979														
1978-79	7	1	4	5	2	-	-	-	-	-				
BENNETT, Harvey ... Goal ... 6'0" ... 175 ... July 23, 1925 in Edington SASK ... (#1; 16)														
1944-45	25	-	0	0	0	-	-	-	-	-				
BENSON, Bobby ... Defense ... 5'6" ... 135 ... May 18, 1894 in Winnipeg MAN ... (#11) ... Acquired from Montreal Maroons with Bernie Morris for Alf Skinner, Jan. 3, 1925														
1924-25	8	0	2	2	4	-	-	-	-	-				
BERALDO, Paul ... Right Wing ... 5'11" ... 175 ... Oct. 5, 1967 in Hamilton ONT ... (#30; #37) ... Sixth pick (seventh round), 139th overall, in the 1986 NHL Entry Draft														
1987-88-1988-89	10	0	0	0	4	-	-	-	-	-				
BERARD, Bryan ... Defense ... 6'2" ... 218 ... Mar. 5, 1977 in Woonsocket RI ... (#34) ... Signed as a free agent, Aug. 13, 2002 ... Team exercised "walk-away" option on arbitration award, Aug. 12, 2003														
2002-03	80	10	28	38	64	3	1	0	1	2				
BERGDINON, Fred ... Right Wing ... 6'1" ... 170 ... 1906 in Parry Sound ONT ... (#3) ... Signed as a free agent, Dec. 14, 1925														
1925-26	2	0	0	0	0	-	-	-	-	-				
BERGERON, Patrice ... Center ... 6'0" ... 197 ... July 24, 1985 in Quebec City QBC ... (#37) ... Second pick, 45th overall, in the 2003 NHL Entry Draft														
2003-04-2019-20	1089	352	517	869	424	149	42	69	111	88				
BERTHIAUME, Daniel ... Goal ... 5'9" ... 155 ... Jan. 26, 1966 in Longueuil QBC ... (#31; #50) ... Acquired from Los Angeles for future considerations, Jan. 18, 1992 ... Traded to Winnipeg for Doug Evans, June 10, 1992														
1991-92	8	-	0	0	0	-	-	-	-	-				
BESLER, Phil ... Right Wing ... 5'11" ... 180 ... Dec. 9, 1913 in Melville SASK														
1935-36	8	0	0	0	0	-	-	-	-	-				
BETTIO, Sam ... Left Wing ... 5'8" ... 175 ... Dec. 1, 1928 in Copper Cliff ONT ... Traded to Victoria/WHL with Pentti Lund for cash, July 1, 1953														
1949-50	44	9	12	21	34	-	-	-	-	-				
BEVERLEY, Nick ... Defense ... 6'2" ... 185 ... Apr. 21, 1947 in Toronto ONT ... (#6; #27) ... Traded to Pittsburgh for Darryl Edestrand, Oct. 25, 1973														
1966-67; 1969-70;														
1971-72-1973-74	82	1	10	11	28	4	0	0	0	0				
BIBEAU, Paul ... Goal ... 5'9" ... 160 ... Apr. 13, 1919 in Montreal QBC ... (#1) ... On loan from Montreal as war-time replacement for Frank Brimsek, Dec. 27, 1944 ... Returned to Montreal as injury replacement for Bill Durnan, Jan. 6, 1946														
1944-45-1945-46	43	-	0	0	0	7	-	0	0	0				
BILLINGTON, Craig ... Goal ... 5'10" ... 170 ... Sept. 11, 1966 in London ONT ... (#1) ... Acquired from Ottawa for 1995 eighth round draft pick (Ray Schultz), Apr. 7, 1995														
1994-95-1995-96	35	-	0	0	4	2	-	0	0	2				
BIONDA, Jack ... Defense ... 6'0" ... 180 ... Sept. 18, 1933 in Hunstville ONT ... (#11) ... Claimed from Toronto in Intra-League Draft, June 6, 1956 ... Traded to Portland/WHL for cash, Aug. 26, 1960														
1956-57-1958-59	80	3	8	11	93	11	0	1	1	14				
BITTNER, Dick ... Goal ... 6'0" ... 170 ... Jan. 12, 1922 in New Haven CT														
1949-50	1	-	0	0	0	-	-	-	-	-				
BITZ, Byron ... Right Wing ... 6'5" ... 215 ... July 21, 1984 in Saskatoon														

BALDHWIN, Anton ... Left Wing ... 6'0" ... 201 ... Mar. 14, 1995 in Molokoy SWE ... (#81) ... Fifth pick,
180th overall, in the 2013 NHL Entry Draft
2016-17-2019-20
28
1
1
2
7
-
-
-
-
BLUE, John ... Goal ... 5'10" ... 185 ... Feb. 19, 1966 in Huntington Beach CA ... (#39; #45) ... Signed as a free agent, Aug. 1, 1991
1992-93-1993-94
41
-
2
2
13
2
-
0
0
0
BLUM, John ... Defense ... 6'3" ... 205 ... Oct. 8, 1959 in Detroit MI ... (#33) ... Acquired from Edmonton for Larry Melynk, Mar. 6, 1984 ... Claimed by Washington in Waiver Draft, Oct. 6, 1986 ... Acquired from Washington for 1988 seventh round draft pick (Brad Schlegel), June 1, 1987 ... Signed as a free agent, July 6, 1989
1983-84-1985-86;
1987-88-1988-90
169
5
22
27
443
14
0
1
1
23
BOCHENSKI, Brandon ... Right Wing ... 6'1" ... 187 ... Apr. 4, 1982 in Blaine MN ... (#10) ... Acquired from Chicago for Kris Versteeg, Feb. 3, 2007 ... Traded to Anaheim for Shane Hnidy and 2008 sixth round draft pick (Nicholas Tremblay), Jan. 2, 2008
2006-07-2007-08
51
11
17
28
20
-
-
-
-
BODNAR, Gus ... Center ... 5'11" ... 160 ... Apr. 24, 1923 in Fort William ONT ... (#18) ... Acquired from Chicago for Jerry Toppazzini, Feb. 16, 1954
1953-54-1954-55
81
7
7
14
16
6
0
1
1
4
BODNARCHUK, Andrew ... Defense ... 5'11" ... 185 ... July 11, 1988 in Drumheller ALTA ... (#65) ... Fifth pick, 128th overall, in the 2006 NHL Entry Draft
2009-10
5
0
0
0
2
-
-
-
-
BOIVIN, Leo ... Defense ... 5'8" ... 183 ... Aug. 2, 1932 in Prescott ONT ... (#20) ... Traded to Toronto with Fenny Flaman, Ken Smith and Phil Maloney for Bill Ezinicki and Vic Lynn, Nov. 16, 1950 ... Acquired from Toronto for Joe Klukay, Nov. 9, 1954 ... Traded to Detroit with Dean Prentice for Gary Daak, Ron Murphy, Bill Lesuk and future considerations (Steve Atkinson, June 6, 1966), Feb. 16, 1966
1954-55-1965-66
717
47
164
211
768
34
3
9
12
45
BOLDIREV, Ivan ... Center ... 6'0" ... 190 ... Aug. 15, 1949 in Zrnanjan YUG ... (#22) ... Third pick, 11th overall, in the 1969 NHL Amateur Draft ... Traded to California for Rich Leduc and Chris Oddleifson, Nov. 17, 1971
1970-71-1971-72
13
0
2
2
6
-
-
-
-
BOLL, Frank "Buzz" ... Left Wing ... 5'10" ... 166 ... Mar. 6, 1911 in Filmore SASK ... Rights transferred from Brooklyn in Special Dispersal Draw, Oct. 9, 1942
1942-43-1943-44
82
44
52
96
22
-
-
-
-
BONIN, Marcel ... Right/Left Wing ... 5'10" ... 170 ... Sept. 12, 1932 in Montreal QBC ... (#18; #22; #23) ... Acquired from Detroit with Lorne Davis, Terry Sawchuk and Vic Stasiuk for Gilles Boisvert, Real Chevrefils, Norm Corcoran, Warren Godfrey and Ed Sandford, June 3, 1955 ... Claimed by Montreal in Inter-League Draft, June 4, 1957
1955-56
67
9
9
18
49
-
-
-
-
BONVIE, Dennis ... Right Wing ... 5'11" ... 205 ... July 23, 1973 in Antigonish NS ... (#76; #22) ... Signed as a free agent, Oct. 5, 2001
2001-02
23
1
2
3
84
1
0
0
0
0
BOONE, Carl "Buddy" ... Right Wing ... 5'7" ... 158 ... Sept. 11, 1932 in Kirkland Lake ONT ... (#6)
1956-57-1957-58
34
5
3
8
28
22
2
1
3
27
BOUCHER, Billy ... Right Wing ... 5'7" ... 155 ... Nov. 10, 1899 in Ottawa ONT ... (#7) ... Acquired from Montreal for Carson Cooper with right of recall, Jan. 17, 1927 ... Players returned to original teams, May 22, 1927
1926-27
16
2
0
2
14
8
0
0
0
2
BOURQUE, Chris ... Left Wing ... 5'8" ... 174 ... Jan. 29, 1986 in Boston MA ... (#48) ... Acquired from Washington for Zach Hamill, May 26, 2012
2012-13
18
1
3
4
6
-
-
-
-
BOURQUE, Ray ... Defense ... 5'11" ... 219 ... Dec. 28, 1960 in Montreal QBC ... (#7; #77) ... First pick, eighth overall, in the 1979 NHL Entry Draft ... Traded to Colorado with Dave Andreychuk for Brian Rolston, Samuel Pahlsson, Martin Grenier and 2000 first round draft pick (Martin Samuelsson), Mar. 6, 2000
1979-80-1999-00
1518
395
1111
1506
1087
180
36
125
161
151
BOULTIER, Paul ... Defense ... 6'0" ... 200 ... May 3, 1963 in Sydney NS ... (#34) ... Awarded from NY Islanders as compensation for Islanders signing of free agent Brian Curran, Aug. 6, 1987 ... Traded to Minnesota for 1987 fourth round draft pick (Darwin McPherson), Mar. 10, 1987
1986-87
52
5
9
14
84
-
-
-
-
BOYCHUK, Johnny ... Defense ... 6'2" ... 225 ... Jan. 19, 1984 in Edmonton ALTA ... (#55) ... Acquired from Colorado for Matt Hendricks, June 24, 2008 ... Traded to NY Islanders for 2015 [Brandon Carlo] and 2016 second [Ryan Lindgren] round draft picks, Oct. 4, 2014.
2008-09-2013-14
317
19
56
75
198
79
13
14
27
34
BOYD, Irvin ... Right Wing ... 5'10" ... 152 ... Nov. 13, 1908 in Ardmore PA ... (#9) ... Traded to Philadelphia/CAN-Am for cash, Oct., 1932 ... Signed as a free agent, Dec. 18, 1942
1931-32;
1942-43-1943-44
54
8
7
15
15
5
0
1
1
4

ALL-TIME ROSTER

BRIDEN, Archie ... Left Wing ... 5'8" ... 170 ... July 16, 1898 in Renfrew ONT ... (#8) ... Acquired from Calgary/WHL for cash, Aug. 30, 1926 ... Traded to Detroit with Duke Keats for Harry Meeking and Frank Fredrickson, Jan. 7, 1927

1926-27 17 1 1 2 4 - - - - -

BRIMSEK, Frank ... Goal ... 5'9" ... 170 ... Sept. 26, 1915 in Eveleth MN ... (#1) ... Signed as a free agent, Oct. 27, 1938 ... Traded to Chicago for cash, Sept. 8, 1949

1938-39-1942-43; 444 - 0 0 4 68 - 0 0 0

1946-47-1948-49

BRODERICK, Ken ... Goal ... 5'10" ... 178 ... Feb. 16, 1942 in Toronto ONT ... (#31) ... Acquired from San Diego/WHL for cash and future considerations (John Adams, June 12, 1973), Mar. 10, 1973

1973-74-1974-75 20 - 1 1 2 - - - - -

BROOKBANK, Wade ... Defense/Forward ... 6'4" ... 225 ... Sept. 29, 1977 in Lanigan SASK ... (#28) ... Signed as a free agent, July 21, 2006 ... Traded to Pittsburgh for cash, Dec. 19, 2006

2006-07 7 1 0 1 15 - - - - -

BROOKS, Ross ... Goal ... 5'8" ... 173 ... Oct. 17, 1937 in Toronto ONT ... (#30) ... Signed as a free agent, Oct. 2, 1971

1972-73-1974-75 54 - 1 1 2 1 - 0 0 0

BROWN, Adam ... Left Wing ... 5'9" ... 175 ... Feb. 4, 1920 in Johnstone SCOT ... (#16) ... Acquired from Chicago for cash, Aug. 20, 1951

1951-52 33 8 9 17 6 - - - - -

BROWN, Sean ... Defense ... 6'3" ... 205 ... Nov. 5, 1976 in Oshawa ONT ... (#23) ... Second pick (first round), 21st overall, in the 1995 NHL Entry Draft ... Traded to Edmonton with Mariusz Czerkawski and 1996 first round draft pick (Matthieu Descoteaux) for Bill Ranford, Jan. 11, 1996 ... Acquired from Edmonton for Bobby Allen, Mar. 19, 2002

2001-02-2002-03 81 1 6 7 164 4 0 0 0 2

BROWN, Wayne ... Right Wing ... 5'8" ... 150 ... Nov. 16, 1930 in Deloro ONT ... (#12) ... Acquired from Seattle/WHL for cash, Oct., 1953

1953-54 - - - - - 4 0 0 0 2

BRUCE, Gordie ... Left Wing ... 5'11" ... 190 ... May 9, 1919 in Ottawa ONT ... (#20) ... Signed as a free agent, Oct. 24, 1939

1940-41-1941-42; 27 4 9 13 13 5 2 3 5 4

1945-46

BUCHANAN, Ron ... Center ... 6'3" ... 170 ... Nov. 15, 1944 in Montreal QBC ... Claimed by Philadelphia in Inter-League Draft, June 12, 1968

1966-67 3 0 0 0 0 - - - - -

BUCHKY, John ... Left Wing ... 6'0" ... 190 ... May 12, 1935 in Edmonton ALTA ... (#9) ... Acquired from Detroit with cash for Terry Sawchuk, June 10, 1957

1957-58-1977-78 1436 545 794 1339 436 109 40 60 100 34

BURCH, Billy ... Center/Left Wing ... 6'0" ... 200 ... Nov. 20, 1900 in Yonkers NY ... Acquired from NY Americans for cash, Apr. 13, 1932 ... Traded to Chicago for Vic Ripley, Jan. 17, 1933

1932-33 25 3 1 4 4 - - - - -

BURKE, Eddie ... Right Wing/Center ... 5'8" ... 175 ... June 3, 1907 in Toronto ONT ... Acquired from Boston/Can-Am for cash, Nov. 4, 1931 ... Traded to Philadelphia/Can-Am for Sheldon Buckles, Connie King and Frank Ingram, Nov., 1932

1931-32 16 3 0 3 12 - - - - -

BURNS, Charlie ... Center ... 5'11" ... 170 ... Feb. 14, 1936 in Detroit MI ... (#10) ... Claimed from Detroit in Intra-League Draft, June 10, 1959

1959-60-1962-63 262 48 70 118 122 - - - - -

BURRIDGE, Randy ... Left Wing ... 5'9" ... 188 ... Jan. 7, 1966 in Fort Erie ONT ... (#37; #12) ... Seventh pick (eighth round), 157th overall, in the 1985 NHL Entry Draft ... Traded to Washington for Steve Leach, June 21, 1991

1985-86-1990-91 359 108 115 223 275 78 12 30 42 91

BYCE, John ... Center ... 6'1" ... 180 ... Aug. 9, 1967 in Madison WI ... (#42) ... Eleventh pick, 220th overall, in the 1985 NHL Entry Draft ... Traded to Washington with Dennis Smith for Brent Hughes and 1992 twelfth round draft pick (Evgeny Pavlov), Feb. 24, 1992

1989-90-1991-92 21 2 3 5 6 8 2 0 2 2

BYERS, Gordon ... Defense ... 5'10" ... 182 ... Mar. 11, 1930 in Eganville ONT ... Signed as a free agent, Oct. 3, 1950

1949-50 1 0 1 1 0 - - - - -

BYERS, Lyndon ... Right Wing ... 6'1" ... 200 ... Feb. 29, 1964 in Nipawin SASK ... (#8; #12; #33; #34) ... Third pick (second round), 39th overall, in the 1982 NHL Entry Draft

1983-84-1991-92 261 24 42 66 959 37 2 2 4 96

- C -



CAFFERY, Jack ... Center ... 6'0" ... 165 ... June 30, 1934 in Kingston ONT ... (#18) ... Claimed from Pittsburgh/AHL in Inter-League Draft, June 5, 1956

1956-57-1957-58 54 3 2 5 22 10 1 0 1 4

CAHILL, Charles ... Right Wing ... 5'10" ... 180 ... Jan. 4, 1904 in Summerside PEI ... (#3, #10, #11, #14) ... Signed as a free agent, Dec. 1, 1925 ... Traded to New Haven/Can-Am for cash, Jan. 31, 1927

1925-26-1926-27 32 0 1 1 9 - - - - -

CAIN, Herb ... Left Wing ... 5'11" ... 180 ... Dec. 24, 1912 in Newmarket ONT ... (#4) ... Acquired from Montreal for Charlie Sands and Ray Getliffe, Oct. 10, 1939

1939-40-1945-46 316 140 118 258 81 45 14 11 25 9

CALLADINE, Norm ... Center ... 5'9" ... 155 ... July 30, 1916 in Peterborough ONT ... (#7) ... Acquired from Providence/AHL with Oscar Aubuchon and Ab DeMarco for cash, Mar. 8, 1943

1942-43-1944-45 63 19 29 48 8 - - - - -

CAMPBELL, Gregory ... Center ... 6'0" ... 197 ... Dec. 17, 1983 in London ONT ... (#11) ... Acquired from Florida with Nathan Horton for Dennis Wideman, 2010 first round (Derek Forbort) and 2011 third round (Kyle Rau) draft picks, June 22, 2010

2010-11-2014-15 358 39 52 91 306 59 4 9 13 19

CAMPBELL, Wade ... Defense ... 6'4" ... 220 ... Jan. 2, 1961 in Peace River ALTA ... (#28; #38) ... Acquired from Winnipeg for Bill Derlago, Jan. 31, 1986

1985-86-1987-88 28 0 4 4 60 4 0 0 0 11

CAMPER, Carter ... Right Wing ... 5'9" ... 165 ... July 6, 1988 in Cleveland OH ... (#58) ... Signed as a free agent, Apr. 7, 2011

2011-12 3 1 0 1 0 - - - - -

CAPUANO, Jack ... Defense ... 6'2" ... 210 ... July 7, 1966 in Cranston RI ... (#23) ... Signed as a free agent, Aug. 1, 1991

1991-92 2 0 0 0 0 - - - - -

CAREY, Paul ... Center ... 6'1" ... 200 ... Sept. 24, 1988 in Boston MA ... (#34) ... Acquired from Ottawa for Cody Goloubef, Jan. 11, 2019

2018-19-2019-20 3 0 0 0 0 - - - - -

CAREY, Jim ... Goal ... 6'2" ... 205 ... May 31, 1974 in Dorchester MA ... (#30) ... Acquired from Washington with Jason Allison, Anson Carter and 1997 third round draft pick (Lee Goren) for Bill Ranford, Adam Oates and Rick Tocchet, Mar. 1, 1997

1996-97-1997-98 29 - 0 0 0 - - - - -

CARLETON, Wayne ... Left Wing ... 6'3" ... 212 ... Aug. 4, 1946 in Sudbury ONT ... (#11) ... Acquired from Toronto for Jim Harrison, Dec. 10, 1969 ... Claimed by California in Intra-League Draft, June 8, 1971

1969-70-1970-71 111 28 43 71 67 18 2 4 6 14

CARLO, Brandon ... Defense ... 6'5" ... 202 ... Nov. 26, 1996 in Colorado Springs CO ... (#25) ... Fourth pick, 37th overall, in the 2015 NHL Entry Draft

2016-17-2019-20 297 12 39 51 184 37 2 3 5 14

CARON, Jordan ... Right Wing ... 6'3" ... 204 ... Nov. 2, 1990 in Sayabec QBC ... (#38) ... First pick, 25th overall, in the 2009 NHL Entry Draft ... Traded to Colorado with 2016 sixth round draft pick (Oskar Steen) for Max Talbot and Paul Carey, Mar. 2, 2015

2010-11-2014-15 134 12 16 28 76 9 1 0 1 4

CARPENTER, Bob ... Center ... 6'0" ... 200 ... July 13, 1963 in Beverly MA ... (#11) ... Acquired from Los Angeles for Steve Kasper as future considerations portion of Jan. 22, 1989 Jay Miller trade, Jan. 23, 1989

1988-89-1991-92 187 63 71 134 175 38 5 9 14 51

CARROLL, George ... Defense ... 6'2" ... 210 ... June 3, 1897 in Moncton NB ... (#2; #3) ... Acquired from Montreal Maroons for Ernie Parkes, Dec. 19, 1924

1924-25 10 0 0 0 7 - - - - -

CARSON, Bill ... Center ... 5'8" ... 158 ... Nov. 25, 1900 in Bracebridge ONT ... (#15; #10) ... Acquired from Toronto for cash, Jan. 25, 1929 ... Traded to London/IHL for cash, Nov. 24, 1930

1928-29-1929-30 64 11 9 20 36 11 3 0 3 14

CARTER, Anson ... Left Wing ... 6'1" ... 185 ... June 6, 1974 in Toronto ONT ... (#11; #33) ... Acquired from Washington with Jim Carey, Jason Allison and 1997 third round draft pick (Lee Goren) for Bill Ranford, Adam Oates and Rick Tocchet, Mar. 1, 1997 ... Traded to Edmonton with 2001 first (Ales Hensky) and second (Doug Lynch) round draft picks for Bill Guerin and 2001 first round draft pick (Shaone Morrisonn), Nov. 15, 2000

1996-97-1999-00 211 70 73 143 69 18 5 4 9 0

CARTER, Billy ... Center ... 5'11" ... 155 ... Dec. 2, 1937 in Cornwall ONT ... (#12) ... Acquired from Montreal for cash, June 6, 1960 ... Traded to Montreal for cash, Nov., 1961

1960-61 8 0 0 0 0 - - - - -

CARTER, John ... Left Wing ... 5'10" ... 181 ... May 3, 1963 in Winchester MA ... (#8; #31; #32) ... Signed as a free agent, Mar. 27, 1986

1985-86-1990-91 185 33 41 74 120 31 7 5 12 51

CARVETH, Joe ... Right Wing ... 5'10" ... 180 ... Mar. 21, 1918 in Regina SASK ... (#9) ... Acquired from Detroit for Roy Conacher, Aug., 1946 ... Traded to Montreal for Jimmy Peters and John Quilty, Dec. 16, 1947

1946-47-1947-48 73 29 24 53 20 5 2 1 3 0

CASEY, Jon ... Goal ... 5'10" ... 155 ... Mar. 29, 1962 in Grand Rapids MN ... (#30) ... Acquired from Dallas for Andy Moog as future considerations portion of June 20, 1993 Gord Murphy trade, June 25, 1993

1993-94 57 - 2 2 14 11 - 0 0 0

CASHMAN, Wayne ... Left Wing ... 6'1" ... 208 ... June 24, 1945 in Kingston ONT ... (#12) ... Signed as a free agent, Mar. 27, 1986

1985-86-1990-91 185 33 41 74 120 31 7 5 12 51

CARVETH, Joe ... Right Wing ... 5'10" ... 180 ... Mar. 21, 1918 in Regina SASK ... (#9) ... Acquired from Detroit for Roy Conacher, Aug., 1946 ... Traded to Montreal for Jimmy Peters and John Quilty, Dec. 16, 1947

1946-47-1947-48 73 29 24 53 20 5 2 1 3 0

CASEY, Jon ... Goal ... 5'10" ... 155 ... Mar. 29, 1962 in Grand Rapids MN ... (#30) ... Acquired from Dallas for Andy Moog as future considerations portion of June 20, 1993 Gord Murphy trade, June 25, 1993

1993-94 57 - 2 2 14 11 - 0 0 0

CASHMAN, Wayne ... Left Wing ... 6'1" ... 208 ... June 24, 1945 in Kingston ONT ... (#12) ... Signed as a free agent, Mar. 27, 1986

1985-86-1990-91 185 33 41 74 120 31 7 5 12 51

CAVE, Colby ... Center ... 6'1" ... 200 ... Dec. 26, 1994 in Battleford SASK ... (#26) ... Signed as a free agent, Apr. 7, 2015 ... Claimed by Edmonton off waivers, Jan. 15, 2019

2017-18-2018-19 23 1 4 5 10 - - - - -

CEHLARIK, Peter ... Left Wing ... 6'3" ... 202 ... Aug. 2, 1995 in Zilina SVK ... (#83) ... Second pick, 90th overall, in the 2013 NHL Entry Draft

2016-17-2019-20 40 5 6 11 10 - - - - -

CHADWICK, Ed ... Goal ... 5'11" ... 184 ... May 8, 1933 in Fergus ONT ... (#1) ... Acquired from Toronto for Don Simmons, Jan. 31, 1961 ... Traded to Detroit with Barry Ashbee for Bob Perreault, June, 1962

1961-62 4 - 0 0 0 - - - - -

CHAMBERLAIN, Erwin "Murph" ... Left Wing ... 5'11" ... 165 ... Feb. 14, 1915 in Shawville QBC ... (#19) ... Loaned by Montreal for cash, Sept., 1942 ... Returned to Montreal at end of 1942-43 season

1942-43 45 9 24 33 67 6 1 1 2 12

CHAPMAN, Art ... Center ... 5'10" ... 170 ... May 29, 1906 in Winnipeg MAN ... (#15) ... Claimed from Providence/Can-Am in Inter-League Draft, May 13, 1929 ... Traded to NY Americans with Bob Gracie for Lloyd Gross and George Patterson, Jan. 11, 1934

1930-31-1933-34 159 24 29 53 61 10 0 1 1 9

CHARA, Zdeno ... Defense ... 6'9" ... 260 ... Mar. 18, 1977 in Trencin SVK ... (#33) ... Signed as a free agent, July 1, 2006

2006-07-2019-20 1023 148 333 481 1055 150 15 41 56 159

CHEEVERS, Gerry ... Goal ... 5'11" ... 185 ... Dec. 7, 1940 in St. Catharines ONT ... (#30; #31) ... Claimed from Toronto in Intra-League Draft, June 9, 1965 ... Signed with WHA in 1972 off-season ... Signed as a free agent, Jan. 27, 1976

1965-66-1971-72; 416 - 11 11 214 88 - 1 1 16

1975-76-1979-80

CHERRY, Dick ... Defense ... 6'0" ... 195 ... Mar. 28, 1937 in Kingston ONT ... Claimed by Philadelphia in NHL Expansion Draft, June 6, 1967 ... Claimed from Philadelphia in Intra-League Draft, June 9, 1970

1956-57 6 0 0 0 4 - - - - -

CHERRY, Don ... Defense ... 5'11" ... 180 ... Feb. 5, 1934 in Kingston ONT ... (#6) ... Traded to Springfield/AHL for cash, Sept., 1957

1954-55 - - - - - 1 0 0 0 0

ALL-TIME ROSTER

CHERVYAKOV, Denis ... Defense ... 6'0" ... 185 ... Apr. 20, 1970 in Leningrad RUS ... (#43) ... Ninth pick (eleventh round), 256th overall, in the 1992 NHL Entry Draft												
1992-93	2	0	0	0	2	-	-	-	-	-	-	-
CHEVELDAE, Tim ... Goal ... 5'10" ... 195 ... Feb. 15, 1968 in Melville SASK ... (#31) ... Signed as a free agent, Aug. 27, 1996 ... Retired as a player, Jan. 29, 1997												
1996-97	2	-	0	0	0	-	-	-	-	-	-	-
CHEVREFILS, Real ... Left Wing ... 5'10" ... 180 ... May 2, 1932 in Timmins ONT ... (#12) ... Traded to Detroit with Ed Sandford, Norm Corcoran, Gilles Boisvert and Warren Godfrey for Marcel Bonin, Terry Sawchuk, Vic Stasiuk and Lorne Davis, June 3, 1955...Acquired from Detroit with Jerry Toppazzini for Lorne Ferguson and Murray Costello, Jan. 17, 1956												
1951-52-1958-59	349	101	93	194	161	30	5	4	9	20		
CHISHOLM, Art ... Center ... 5'9" ... 160 ... Nov. 11, 1939 in Arlington MA ... (#12) ... Signed as a free agent, Mar. 15, 1961												
1960-61	3	0	0	0	0	-	-	-	-	-	-	-
CHISTOV, Stanislav ... Left Wing ... 5'10" ... 200 ... Apr. 17, 1983 in Chelyabinsk RUS ... (#13) ... Acquired from Anaheim for 2007 third round draft pick (Maxime Maceneauer), Nov. 13, 2006												
2006-07	60	5	8	13	36	-	-	-	-	-	-	-
CHRISTIAN, Dave ... Right Wing ... 5'11" ... 175 ... May 12, 1959 in Warroad MN ... (#27) ... Acquired from Washington for Bobby Joyce, Dec. 13, 1989 ... Transferred to St. Louis with 1992 third (Vitali Prokhorov) and seventh (Lance Burns) round draft picks as compensation for free agent signings of Glen Featherstone and Dave Thominson, July 30, 1991												
1989-90-1990-91	128	44	38	82	49	40	12	5	17	8		
CHURCH, Jack ... Defense ... 5'11" ... 180 ... May 24, 1915 in Kamsack SASK ... (#18; #19) ... Rights transferred from Brooklyn in Special Dispersal Draw, Sept. 11, 1943 ... Traded to NY Rangers for cash, Sept. 17, 1946												
1945-46	43	2	6	8	28	9	0	0	0	4		
CHYNOWETH, Dean ... Defense ... 6'1" ... 191 ... Oct. 30, 1968 in Calgary ALTA ... (#47; #28) ... Acquired from NY Islanders for 1996 fifth round draft pick (Petr Sachl), Dec. 9, 1995												
1995-96-1997-98	94	2	8	10	259	4	0	0	0	24		
CIMETTA, Robert ... Left/Right Wing ... 6'0" ... 190 ... Feb. 15, 1970 in Toronto ONT ... (#14) ... First pick, 18th overall, in the 1988 NHL Entry Draft ... Traded to Toronto for Steve Bancroft, Nov. 9, 1990												
1988-89-1989-90	54	10	9	19	33	1	0	0	0	15		
CLAPPER, Aubrey "Dit" ... Right Wing/Defense ... 6'2" ... 195 ... Feb. 9, 1907 in Newmarket ONT ... (#12; #5) ... Acquired from Boston/Can-Am for cash, Oct. 25, 1927 ... Retired as a player, Feb. 12, 1947												
1927-28-1946-47	835	229	248	477	452	82	13	16	29	50		
CLARK, Gordie ... Right Wing ... 5'10" ... 180 ... May 31, 1952 in Glasgow SCOT ... (#16; #28; #29) ... Seventh pick, 112th overall, in the 1972 NHL Amateur Draft												
1974-75-1975-76	8	0	1	1	0	1	0	0	0	0		
CLARK, Patrick "Nobby" ... Defense ... 6'1" ... 190 ... June 18, 1897 in Orillia ONT ... Acquired from Minnesota/AHA with Norman Gainer for Red Stuart, cash and future considerations, Oct. 24, 1927 ... Traded to New Haven/Can-Am with Billy Coutu for cash, Jan. 5, 1928												
1927-28	2	0	0	0	0	-	-	-	-	-	-	-
CLEGHORN, Sprague ... Defense ... 5'10" ... 190 ... Mar. 11, 1890 in Montreal QBC ... (#3; #1) ... Acquired from Montreal for cash, Nov. 8, 1925												
1925-26-1927-28	109	15	11	26	151	10	1	0	1	8		
CLIFTON, Connor ... Defense ... 5'11" ... 195 ... Apr. 28, 1995 in Matawan NJ ... (#75) ... Signed as a free agent, May 3, 2018												
2018-19-2019-20	50	2	1	3	27	26	3	5	8	22		
COFFEY, Paul ... Defense ... 6'0" ... 205 ... June 1, 1961 in Weston ONT ... (#74) ... Signed as a free agent, July 13, 2000 ... Bought out of contract, Dec. 15, 2000												
2000-01	18	0	4	4	30	-	-	-	-	-	-	-
COLVIN, Les ... Goal ... 5'6" ... 150 ... Feb. 8, 1921 in Oshawa ONT ... (#1) ... Loaned by Shawinigan/QSHL to replace injured Frank Brimsek, Jan. 22, 1949												
1948-49	1	-	0	0	0	-	-	-	-	-	-	-
CONACHER, Roy ... Left Wing ... 6'2" ... 175 ... Oct. 5, 1916 in Toronto ONT ... (#9) ... Traded to Detroit for Joe Carveth, Aug., 1946												
1938-39-1941-42;												
1945-46	166	94	52	146	40	37	11	12	23	16		
CONNELLY, Wayne ... Center ... 5'10" ... 170 ... Dec. 16, 1939 in Rouyn QBC ... (#8; #17) ... Acquired from Montreal for loan of Bob Armstrong and Dallas Smith and cash, Oct. 26, 1961 ... Traded to San Francisco/WHL for cash, June 6, 1964 ... Acquired from San Francisco/WHL for cash, June 14, 1966 ... Claimed by Minnesota in NHL Expansion Draft, June 6, 1967												
1961-62-1963-64;												
1966-67	169	25	38	63	58	-	-	-	-	-	-	-
CONNOLLY, Brett ... Right Wing ... 6'2" ... 200 ... May 2, 1992 in Prince George BC ... (#14) ... Acquired from Tampa Bay for 2015 (Matthew Spencer) and 2016 second (Libor Hajek) round draft picks, Mar. 1, 2015												
2014-15-2015-16	76	9	18	27	30	-	-	-	-	-	-	-
CONNOR, Harry ... Left Wing ... 6'0" ... 195 ... Dec. 3, 1904 in Ottawa ONT ... (#7) ... Acquired from Saskatoon/PrHL for cash, Oct., 1927 ... Traded to NY Americans for Red Green, May 18, 1928 ... Acquired from Ottawa for Bill Hutton, Jan. 30, 1930 ... Traded to Ottawa for Bill Hutton, Oct. 16, 1930												
1927-28; 1929-30	55	9	1	10	40	8	0	0	0	0		
COOK, Alex "Bud" ... Center ... 5'10" ... 160 ... Nov. 20, 1907 in Kingston ONT ... Acquired from Montreal for cash, May 13, 1931 ... Traded to Ottawa with Percy Galbraith and Ted Saunders for Bob Gracie, Oct. 4, 1933												
1931-32	28	4	4	8	14	-	-	-	-	-	-	-
COOK, Fred "Bun" ... Left Wing ... 5'11" ... 180 ... Sept. 18, 1903 in Kingston ONT ... Acquired from NY Rangers for cash, Sept. 10, 1936												
1936-37	44	4	5	9	8	-	-	-	-	-	-	-
COOK, Lloyd ... Defense ... 6'0" ... 170 ... Mar. 21, 1890 in Lynden ONT ... (#2) ... Acquired from Vancouver/WCHL for cash, Nov. 18, 1924												
1924-25	4	1	0	1	0	-	-	-	-	-	-	-
COOPER, Carson ... Right Wing ... 5'7" ... 160 ... July 17, 1899 in Cornwall ONT ... (#5; #7) ... Signed as a free agent, Nov. 2, 1924 ... Traded to Montreal for Billy Boucher with right of recall, Jan. 17, 1927 ... Players returned to original teams, May 22, 1927 ... Traded to Detroit for cash, May 22, 1927												
1924-25-1926-27	66	40	14	54	30	-	-	-	-	-	-	-
CORAZZINI, Carl ... Center ... 5'10" ... 182 ... Apr. 21, 1979 in Framingham MA ... (#52) ... Signed as a free agent, Aug. 8, 2001												
2003-04	12	2	0	2	0	-	-	-	-	-	-	-

CORCORAN, Norm ... Center/Right Wing ... 5'10" ... 160 ... Aug. 15, 1931 in Toronto ONT ... (#22) ... Signed as a free agent, Mar. 23, 1950 ... Traded to Detroit with Gilles Boisvert, Real Chevrefils, Warren Godfrey and Ed Sandford for Vic Stasiuk, Marcel Bonin, Lorne Davis and Terry Sawchuk, June 3, 1955												
1949-50;												
1952-53; 1954-55	4	0	0	0	2	4	0	0	0	6		
CORNFORTH, Mark ... Defense ... 6'1" ... 193 ... Nov. 13, 1972 in Montreal QBC ... (#40) ... Signed as a free agent, Oct. 6, 1995												
1995-96	6	0	0	0	4	-	-	-	-	-	-	-
CORVO, Joe ... Defense ... 6'1" ... 210 ... June 20, 1977 in Oak Park IL ... (#14) ... Acquired from Carolina for 2012 fourth round draft pick (Trevor Carrick), July 5, 2011												
2011-12	75	4	21	25	13	5	0	0	0	0		
COSTELLO, Murray ... Center ... 6'3" ... 190 ... Feb. 24, 1934 in South Porcupine ONT ... (#21) ... Acquired from Chicago for Frank Martin, Oct. 4, 1954 ... Traded to Detroit with Lorne Ferguson for Real Chevrefils and Jerry Toppazzini, Jan. 17, 1956												
1954-55-1955-56	95	10	17	27	44	1	0	0	0	2		
COTE, Alain ... Defense ... 6'0" ... 207 ... Apr. 14, 1967 in Montmagny QBC ... (#26; #33; #37; #40) ... First pick (second round), 31st overall, in the 1985 NHL Entry Draft ... Traded to Washington for Bobby Gould, Sept. 28, 1989												
1985-86-1988-89	68	2	9	11	65	-	-	-	-	-	-	-
COURTEAU, Maurice ... Goal ... 5'8" ... 162 ... Feb. 18, 1920 in Quebec City QBC ... (#1)												
1943-44	6	-	0	0	0	-	-	-	-	-	-	-
COURTNALL, Geoff ... Left Wing ... 6'1" ... 195 ... Aug. 18, 1962 in Duncan BC ... (#34; #32; #14) ... Signed as a free agent, July 6, 1983 ... Traded to Edmonton with Bill Ranford and 1988 second round draft pick (Petro Koivuinen) for Andy Moog, Mar. 8, 1988												
1983-84-1987-88	259	78	81	159	368	9	0	2	2	9		
COUTU, Billy ... Defense ... 5'11" ... 190 ... Mar. 1, 1892 in North Bay ONT ... (#10) ... Acquired from Montreal for Amby Moran, Oct. 22, 1926 ... Suspended for life by NHL for assault on referee Jerry LaFlamme, Apr. 13, 1927 ... Traded to New Haven/Cam-Am with Nobby Clark for cash, Jan. 5, 1928												
1926-27	42	1	1	2	39	7	1	0	1	4		
COWLEY, Bill ... Center ... 5'10" ... 165 ... June 12, 1912 in Bristol QBC ... (#10; #17) ... Claimed from St. Louis in Dispersal Draft, Oct. 15, 1935												
1935-36-1946-47	508	190	347	537	133	64	12	34	46	22		
COYLE, Charlie ... Center ... 6'3" ... 220 ... Mar. 2, 1992 in Weymouth MA ... (#13) ... Acquired from Minnesota for Ryan Donato and 2019 fourth round draft pick (Cade Webber), Feb. 20, 2019												
2018-19-2019-20	91	18	25	43	25	37	12	9	21	14		
CRAIG, Jim ... Goal ... 6'1" ... 190 ... May 31, 1957 in North Easton MA ... (#30) ... Acquired from Atlanta for 1980 second round (Steve Konroyd) and 1981 third round (Mike Vernon) draft picks, June 2, 1980												
1980-81	23	-	1	1	11	-	-	-	-	-	-	-
CRAWFORD, John ... Defense ... 5'11" ... 200 ... Oct. 26, 1916 in Dublin ONT ... (#6; #19) ... Signed as a free agent, Oct. 26, 1937												
1937-38-1949-50	547	38	140	178	202	66	3	13	16	40		
CRAWFORD, Lou ... Left Wing ... 6'0" ... 185 ... Nov. 5, 1962 in Belleville ONT ... (#37; #39) ... Signed as a free agent, July 6, 1989												
1989-90; 1991-92	26	2	1	3	29	1	0	0	0	0		
CREIGHTON, Dave ... Center ... 6'1" ... 195 ... June 24, 1930 in Port Arthur ONT ... (#17) ... Signed as a free agent, Oct. 5, 1948 ... Traded to Toronto for Ferry Flaman, July 20, 1954												
1948-49-1953-54	295	72	65	137	76	30	6	7	13	12		
CRISP, Terry ... Center ... 5'10" ... 180 ... May 28, 1943 in Parry Sound ONT ... (#14) ... Claimed by St. Louis in NHL Expansion Draft, June 6, 1967												
1965-66	3	0	0	0	0	-	-	-	-	-	-	-
CROSS, Tommy ... Defense ... 6'3" ... 206 ... Sept. 12, 1989 in Hartford CT ... (#56) ... Second pick, 35th overall, in the 2007 NHL Entry Draft												
2015-16-2016-17	3	0	1	1	0	1	0	1	1	0		
CROWDER, Bruce ... Right Wing ... 6'0" ... 180 ... Mar. 25, 1957 in Essex ONT ... (#32) ... Signed as a free agent, Sept. 28, 1981 ... Claimed by Pittsburgh in NHL Waiver Draft, Oct. 9, 1984												
1981-82-1983-84	217	43	44	87	133	31	8	4	12	41		
CROWDER, Keith ... Right Wing ... 6'0" ... 190 ... Jan. 6, 1959 in Windsor ONT ... (#18) ... Fourth pick (third round), 57th overall, in the 1979 NHL Entry Draft												
1980-81-1988-89	607	219	258	477	1261	78	13	22	35	209		
CUDE, Wif ... Goal ... 5'9" ... 146 ... July 4, 1910 in Barry SWales												
1931-32	2	-	0	0	0	-	-	-	-	-	-	-
CUNNINGHAM, Craig ... Left Wing ... 5'10" ... 184 ... Sept. 13, 1990 in Trail BC ... (#61) ... Fourth pick, 97th overall, in the 2010 NHL Entry Draft ... Claimed off waivers by Arizona, Mar. 2, 2015												
2013-14-2014-15	34	2	1	3	2	-	-	-	-	-	-	-
CUPOLO, Bill ... Right Wing ... 5'8" ... 170 ... Jan. 8, 1924 in Niagara Falls ONT ... (#11)												
1944-45	49	11	14	25	10	7	1	2	3	0		
CURRAN, Brian ... Defense ... 6'5" ... 220 ... Nov. 5, 1963 in Toronto ONT ... (#34) ... Second pick, 22nd overall, in the 1982 NHL Entry Draft												
1983-84-1985-86	115	3	7	10	407	5	0	0	0	11		
CZARNIK, Austin ... Center ... 5'9" ... 167 ... Dec. 12, 1992 in Detroit MI ... (#61) ... Signed as a free agent, Apr. 1, 2015												
2016-17-2017-18	59	5	12	17	12	-	-	-	-	-	-	-
CZERKAWSKI, Mariusz ... Right Wing ... 6'0" ... 200 ... Apr. 13, 1972 in Radomsko POL ... (#19; #29) ... Fifth pick, 106th overall, in the 1991 NHL Entry Draft ... Traded to Edmonton with Sean Brown and 1996 first round draft pick (Matthieu Descoteaux) for Bill Ranford, Jan. 11, 1996 ... Claimed off waivers from Toronto, Mar. 8, 2006												
1993-94-1995-96;												
2005-06	100	23	22	45	45	18	4	3	7	4		

ALL-TIME ROSTER

DAFOE, Byron ... Goal ... 5'11" ... 190 ... Feb. 25, 1971 in Sussex ENG ... (#34) ... Acquired from Los Angeles with Dmitri Khristich for Jozef Stumpel, Sandy Moger and 1998 fourth round draft pick (Pierre Dagenais), Aug. 29, 1997	1997-98-2001-02	283	-	8	8	60	24	-	0	0	2
DALLMAN, Kevin ... Defense ... 5'11" ... 195 ... Feb. 26, 1981 in Niagara Falls ONT ... (#58) ... Signed as a free agent, July 18, 2002 ... Claimed off waivers by St. Louis, Dec. 3, 2005	2005-06	21	0	1	1	8	-	-	-	-	-
DAMORE, Nick ... Goal ... 5'6" ... 160 ... July 10, 1916 in Niagara Falls ONT ... Loaned from Hershey/AHL to replace injured Frank Brimsek, Jan. 25, 1942 ... Returned to Hershey/AHL after the game	1941-42	1	-	0	0	0	-	-	-	-	-
DARRAGH, Hal ... Left Wing ... 5'10" ... 145 ... Sept. 13, 1902 in Ottawa ONT ... (#11) ... Acquired from Philadelphia for Ron Lyons and Bill Hutton, Dec. 8, 1930 ... Claimed off waivers by Toronto, June 8, 1931	1930-31	24	2	4	6	6	5	0	0	0	2
DASKALAKIS, Cleon ... Goal ... 5'9" ... 175 ... Sept. 29, 1962 in Boston MA ... (#35) ... Signed as a free agent, June 1, 1984	1984-85-1986-87	12	-	0	0	0	-	-	-	-	-
DAUGAVINS, Kaspars ... Left Wing ... 6'0" ... 213 ... May 18, 1988 in Riga, Latvia ... (#16) ... Claimed off waivers from Ottawa, Mar. 27, 2013	2012-13	6	0	1	1	0	6	0	0	0	2
DAVIE, Bob ... Defense ... 6'0" ... 170 ... Sept. 12, 1912 in Beausejour MAN ... (#10; #16)	1933-34-1935-36	41	0	1	1	25	4	0	0	0	0
DAVIS, Lorne ... Right Wing ... 5'11" ... 190 ... July 20, 1930 in Regina SASK ... (#24) ... Acquired from Detroit with Terry Sawchuk, Vic Stasiuk and Marcel Bonin for Ed Sandford, Real Chevrefils, Norm Corcoran, Gilles Boisvert and Warren Godfrey, June 3, 1955	1955-56; 1959-60	25	1	2	3	10	-	-	-	-	-
DAVISON, Murray ... Defense ... 6'2" ... 190 ... June 10, 1938 in Brantford ONT	1965-66	1	0	0	0	0	-	-	-	-	-
DeBRUSK, Jake ... Left Wing ... 6'0" ... 185 ... Oct. 17, 1996 in Edmonton ALTA ... (#74) ... Second pick (first round), 14th overall, in the 2015 NHL Entry Draft	2017-18-2019-20	203	62	58	120	51	49	14	9	23	18
DEFELICE, Norm ... Goal ... 5'10" ... 150 ... Jan. 19, 1933 in Schumacher ONT ... Traded to Springfield/AHL with future considerations (Floyd Smith, June, 1957) and loan of Jack Bionda for Don Simmonds, Jan. 22, 1957	1956-57	10	-	0	0	2	-	-	-	-	-
DeGUIDICE, Matt ... Goal ... 5'9" ... 170 ... Mar. 5, 1967 in West Haven CT ... (#33; #70) ... Fifth pick (fourth round), 77th overall, in the 1987 NHL Entry Draft	1990-91-1991-92	11	-	0	0	2	-	-	-	-	-
DELMONTE, Armand ... Right Wing ... 5'10" ... 170 ... June 3, 1927 in Timmins ONT	1945-46	1	0	0	0	0	-	-	-	-	-
DeMARCO, Albert G. ... Center ... 6'0" ... 168 ... May 10, 1916 in North Bay ONT ... (#17) ... Acquired from Providence/AHL with Oscar Aubuchon and Norm Calladine for cash, Mar. 8, 1943 ... Traded to NY Rangers for cash, Nov., 1943	1942-43-1943-44	4	4	2	6	0	9	3	0	3	2
DeMARCO, Albert T. ... Defense ... 6'0" ... 170 ... Feb. 27, 1949 in Cleveland OH ... (#19) ... Signed as a free agent, Oct. 23, 1978	1978-79	3	0	0	0	0	-	-	-	-	-
DEMPSEY, Nathan ... Defense ... 6'0" ... 190 ... July 14, 1974 in Spruce Grove ALTA ... (#29; #21) ... Signed as a free agent, July 28, 2006	2006-07	17	0	1	1	6	-	-	-	-	-
DENNENY, Cy ... Left Wing ... 5'7" ... 168 ... Dec. 23, 1891 in Farrow's Point ONT ... (#16) ... Acquired from Ottawa for cash, Oct. 25, 1928	1928-29	23	1	2	3	2	2	0	0	0	0
DERLAGO, Bill ... Center ... 5'10" ... 194 ... Aug. 25, 1958 in Birtle MAN ... (#14) ... Acquired from Toronto for Tom Fergus, Oct. 11, 1985 ... Traded to Winnipeg for Wade Campbell, Jan. 31, 1986	1985-86	39	5	16	21	15	-	-	-	-	-
DILLABOUGH, Bob ... Center ... 5'10" ... 180 ... Apr. 27, 1941 in Belleville ONT ... (#22) ... Acquired from Detroit with Al Langlois, Ron Harris and Parker MacDonald for Ab McDonald, Bob McCord and Ken Stephanson, May 31, 1965 ... Claimed by Pittsburgh in NHL Expansion Draft, June 6, 1967	1965-66-1966-67	113	13	25	38	32	-	-	-	-	-
DIMAIO, Rob ... Right Wing ... 5'10" ... 190 ... Feb. 19, 1968 in Calgary ALTA ... (#19) ... Acquired from San Jose for 1997 fifth round draft pick (Adam Nittel), Sept. 30, 1996 ... Traded to NY Rangers for Mike Knuble, Mar. 10, 2000	1996-97-1999-00	272	35	62	97	301	18	3	0	3	16
DOAK, Gary ... Defense ... 5'11" ... 175 ... Feb. 26, 1946 in Goderich ONT ... (#25) ... Acquired from Detroit with Bill Lesuk, Ron Murphy and future considerations (Steve Atkinson, June 6, 1966) for Dean Prentice and Leo Boivin, Feb. 16, 1966 ... Claimed by Vancouver in NHL Expansion Draft, June 10, 1970 ... Acquired from Detroit for Ace Bailey and future considerations (Murray Wing, June 4, 1973), Mar. 1, 1973	1965-66-1969-70; 1972-73-1980-81	610	20	81	101	656	66	2	4	6	75
DOBBIN, Brian ... Right Wing ... 5'11" ... 205 ... Aug. 18, 1966 in Petrolia ONT ... (#51) ... Acquired from Philadelphia with Gord Murphy, 1992 third round (Sergei Zholtok) and 1993 fourth round (Charles Paquette) draft picks for Garry Galley, Wes Walz and 1993 third round draft pick (Milos Holan), Jan. 2, 1992	1991-92	7	1	0	1	22	-	-	-	-	-
DONATELLI, Clark ... Left Wing ... 5'10" ... 180 ... Nov. 22, 1967 in Providence RI ... (#50) ... Signed as a free agent, Mar. 10, 1992	1991-92	10	0	1	1	22	2	0	0	0	0
DONATO, Ryan ... Center ... 6'0" ... 191 ... Apr. 9, 1996 in Boston MA ... (#17) ... Second pick, 56th overall, in the 2014 NHL Entry Draft ... Traded to Minnesota with 2019 fourth round draft pick (Cade Webber) for Charlie Coyle, Feb. 20, 2019	2017-18-2018-19	46	11	7	18	4	3	0	0	0	0
DONATO, Ted ... Left Wing ... 5'10" ... 180 ... Apr. 28, 1969 in Boston MA ... (#46; #21; #40) ... Sixth pick (fifth round), 98th overall, in the 1987 NHL Entry Draft ... Traded to NY Islanders for Ken Belanger, Nov. 7, 1998 ... Signed as a free agent, July 22, 2003	1991-92-1998-99; 2003-04	528	119	147	266	297	49	8	9	17	22

DONNELLY, Dave ... Center ... 5'11" ... 185 ... Feb. 2, 1962 in Edmonton ALTA ... (#29) ... Acquired from Minnesota with Brad Palmer for Boston agreeing not to select Brian Bellows in 1982 Entry Draft, June 9, 1982 ... Traded to Detroit for Dwight Foster, Mar. 11, 1986	1983-84-1985-86	62	9	12	21	65	4	0	0	0	0
DONOVAN, Shean ... Right Wing ... 6'2" ... 208 ... Jan. 22, 1975 in Timmins ONT ... (#22) ... Signed as a free agent, July 2, 2006 ... Traded to Ottawa for Peter Schaefer, July 17, 2007	2006-07	76	6	11	17	56	-	-	-	-	-
DORNHOEFER, Gary ... Right Wing ... 6'1" ... 190 ... Feb. 2, 1943 in Kitchener ONT ... (#8; #27) ... Claimed by Philadelphia in NHL Expansion Draft, June 6, 1967	1963-64-1965-66	62	12	12	24	35	-	-	-	-	-
DOULL, Doug ... Left Wing ... 6'2" ... 216 ... May 31, 1974 in Glace Bay NS ... (#56) ... Signed as a free agent, July 28, 2003	2003-04	35	0	1	1	132	-	-	-	-	-
DOURIS, Peter ... Right Wing ... 6'1" ... 195 ... Feb. 19, 1966 in Toronto ONT ... (#16) ... Signed as a free agent, June 27, 1989	1989-90-1992-93	148	24	25	49	38	26	3	5	8	11
DOWNEY, Aaron ... Right Wing ... 6'0" ... 210 ... Aug. 27, 1974 in Shelburne ONT ... (#45) ... Signed as a free agent, Jan. 20, 1998	1999-00	1	0	0	0	0	-	-	-	-	-
DROUIN, P. C. ... Left Wing ... 6'2" ... 208 ... Apr. 22, 1974 in St. Lambert QBC ... (#40) ... Signed as a free agent, Oct. 14, 1996	1996-97	3	0	0	0	0	-	-	-	-	-
DUFOUR, Luc ... Left Wing ... 5'11" ... 180 ... Feb. 13, 1963 in Chicoutimi QBC ... (#29) ... Second pick, 35th overall, in the 1981 NHL Entry Draft ... Traded to Quebec with 1985 fourth round draft pick (Peter Massey) for Louis Sleighter, Oct. 25, 1984	1982-83-1983-84	114	20	15	35	154	17	1	0	1	30
DUGUID, Lorne ... Left Wing ... 5'11" ... 185 ... Apr. 4, 1910 in Bolton ONT ... (#16) ... Acquired from Detroit for Gene Garrigan, Dec. 29, 1935	1935-36-1936-37	31	2	4	6	4	2	1	0	1	2
DUMART, Woody ... Left Wing ... 6'0" ... 190 ... Dec. 23, 1916 in Berlin ONT ... (#14) ... Signed as a free agent, Oct. 9, 1935	1935-36-1941-42; 1945-46-1953-54	774	211	219	430	99	88	12	15	27	23
DUNBAR, Dale ... Defense ... 6'0" ... 200 ... Oct. 14, 1961 in Winthrop MA ... (#45) ... Signed as a free agent, Aug. 25, 1987	1988-89	1	0	0	0	0	-	-	-	-	-

- E -



EDESTRAND, Darryl ... Defense ... 5'11" ... 180 ... Nov. 6, 1945 in Strathroy ONT ... (#6) ... Acquired from Pittsburgh for Nick Beverley, Oct. 25, 1973 ... Traded to Los Angeles for cash, Mar. 13, 1978	1973-74-1977-78	215	8	37	45	195	34	2	6	8	47
EGAN, Pat ... Defense ... 5'10" ... 195 ... Apr. 25, 1918 in Blackie ALTA ... (#2; #4) ... Acquired from Detroit for Bill Hollett, Jan. 5, 1944 ... Traded to NY Rangers for Billy Moe, Lorne Ferguson and future considerations, Oct. 7, 1949	1943-44-1948-49	294	47	85	132	415	32	6	3	9	38
EHMAN, Gerry ... Right Wing ... 6'0" ... 190 ... Nov. 3, 1932 in Cudworth SASK ... Claimed from Detroit in Inter-League Draft, June 1, 1953	1957-58	1	1	0	1	0	-	-	-	-	-
ELIK, Todd ... Center ... 6'2" ... 195 ... Apr. 15, 1966 in Brampton ONT ... (#20) ... Signed as a free agent, Aug. 8, 1995	1995-96-1996-97	90	17	45	62	56	4	0	2	2	16
ELLETT, Dave ... Defense ... 6'2" ... 205 ... Mar. 30, 1964 in Cleveland OH ... (#44) ... Signed as a free agent, July 29, 1997	1997-98-1998-99	136	3	26	29	92	14	0	1	1	10
ELORANTA, Mikko ... Left Wing ... 6'0" ... 185 ... Aug. 24, 1972 in Turku FIN ... (#22) ... Ninth pick, 247th overall, in the 1999 NHL Entry Draft ... Traded to Los Angeles with Jason Allison for Glen Murray and Jozef Stumpel, Oct. 24, 2001	1999-00-2001-02	118	18	23	41	76	-	-	-	-	-
EMMA, David ... Center ... 5'11" ... 180 ... Jan. 14, 1969 in Cranston RI ... (#52) ... Signed as a free agent, Aug. 27, 1996	1996-97	5	0	0	0	0	-	-	-	-	-
EMMONS, John ... Center ... 6'2" ... 203 ... Aug. 17, 1974 in San Jose CA ... (#23) ... Signed as a free agent, Aug. 8, 2001	2001-02	22	0	2	2	16	-	-	-	-	-
EMMS, Leighton "Hap" ... Left Wing/Defense ... 6'0" ... 190 ... Jan. 12, 1905 in Barrie ONT ... Signed as a free agent, Oct. 28, 1934 ... Traded to NY Americans with Obs Heximer for Walter Jackson, Dec. 13, 1934	1934-35	10	1	1	2	8	-	-	-	-	-
ERICKSON, Aut ... Defense ... 6'1" ... 188 ... Jan. 25, 1938 in Lethbridge ALTA ... (#11) ... Claimed from Chicago in Intra-League Draft, June 10, 1959 ... Claimed by Chicago in Intra-League Draft, June 13, 1961	1959-60-1960-61	126	3	12	15	92	-	-	-	-	-
ERICKSON, Grant ... Left Wing ... 5'9" ... 165 ... Apr. 28, 1947 in Pierceland SASK ... Claimed by Minnesota in Intra-League Draft, June 11, 1969	1968-69	2	1	0	1	0	-	-	-	-	-
ERIKSSON, Loui ... Left Wing ... 6'2" ... 196 ... July 17, 1985 in Goteborg, Sweden ... (#21) ... Acquired from Dallas with Reilly Smith, Matt Fraser and Joe Morrow for Tyler Seguin, Rich Peverley and Ryan Button, July 4, 2013	2013-14-2015-16	224	62	85	147	32	12	2	3	5	4

ALL-TIME ROSTER

ESPOSITO, Phil ... Center ... 6'1" ... 205 ... Feb. 20, 1942 in Sault Ste. Marie ONT ... (#7) ... Acquired from Chicago with Ken Hodge and Fred Stanfield for Pit Martin, Jack Norris and Gilles Marotte, May 15, 1967 ... Traded to NY Rangers with Carol Vadnais for Brad Park, Jean Ratelle and Joe Zanussi, Nov. 7, 1975

1967-68-1975-76 625 459 553 1012 512 71 46 56 102 81
EVANS, Claude ... Goal ... 5'8" ... 165 ... Apr. 28, 1933 in Longueuil QBC ... Loaned from Springfield/AHL to replace injured Harry Lumley, Mar. 6, 1958

1957-58 1 0 0 0 - - - - -
EZINICKI, Bill ... Right Wing ... 5'10" ... 170 ... Mar. 11, 1924 in Winnipeg MAN ... (#21) ... Acquired from Toronto with Vic Lynn for Ferny Flaman, Ken Smith, Phil Maloney and Leo Boivin, Nov. 16, 1950 ... Traded to Toronto for cash, Jan. 28, 1952

1950-51-1951-52 81 21 24 45 164 6 1 1 2 18

- F -



FEATHERSTONE, Glen ... Defense ... 6'4" ... 209 ... July 8, 1968 in Toronto ONT ... (#6) ... Signed as a free agent, July 25, 1991 ... Traded to NY Rangers for Daniel Lacroix, Aug. 19, 1994

1991-92-1993-94 99 7 13 20 274 1 0 0 0 0

FERENCE, Andrew ... Defense ... 5'10" ... 191 ... Mar. 17, 1979 in Edmonton ALTA ... (#21) ... Acquired from Calgary with Chuck Kobasew for Brad Stuart, Wayne Primeau and Washington's 2008 fourth round draft pick (T.J. Brodie), Feb. 10, 2007

2006-07-2012-13 373 16 78 94 278 69 5 16 21 69
FERGUS, Tom ... Center ... 6'3" ... 210 ... June 16, 1962 in Chicago IL ... (#28) ... Second pick (third round), 60th overall, in the 1980 NHL Entry Draft ... Traded to Toronto for Bill Derlago, Oct. 11, 1985

1981-82-1984-85 289 98 138 236 138 29 7 2 9 28

FERGUSON, Lorne ... Left Wing ... 6'0" ... 175 ... May 26, 1930 in Palmerston ONT ... (#12; #23; #24) ... Acquired from NY Rangers with Billy Moe and future considerations for Pat Egan, Oct. 7, 1949 ... Traded to Detroit with Murray Costello for Real Chevrefils and Jerry Toppazzini, Jan. 17, 1956

1949-50-1951-52; 1954-55-1955-56 204 47 41 88 87 10 2 0 2 4

FERLIN, Brian ... Right Wing ... 6'2" ... 217 ... June 3, 1992 in Jacksonville FL ... (#68) ... Fourth pick, 121st overall, in the 2011 NHL Entry Draft

2014-15 7 0 1 1 0 - - - - -

FERNANDEZ, Manny ... Goal ... 6'0" ... 207 ... Aug. 27, 1974 in Etobicoke ONT ... (#35) ... Acquired from Minnesota for Petr Kalus and 2009 fourth round draft pick (Alexander Fallstrom), July 1, 2007

2007-08-2008-09 32 - 0 0 2 - - - - -

FERRARO, Landon ... Center ... 6'0" ... 186 ... Aug. 8, 1991 in Trail BC ... (#29) ... Claimed off waivers from Detroit, Nov. 22, 2015

2015-16 58 5 5 10 20 - - - - -

FERRARO, Peter ... Right Wing ... 5'10" ... 180 ... Jan. 24, 1973 in Port Jefferson NY ... (#42) ... Signed as a free agent, Aug. 5, 1998 ... Claimed by Atlanta in NHL Expansion Draft, June 25, 1999 ... Acquired from Atlanta for Randy Robitaille, June 25, 1999

1998-99-1999-00 51 6 9 15 44 - - - - -

FIELDER, Guyle ... Center ... 5'9" ... 165 ... Nov. 21, 1930 in Potlach ID ... (#20) ... Acquired from Seattle/WHL for cash, Oct., 1953 ... Claimed from Seattle/WHL in Inter-League Draft, June 5, 1957 ... Traded to Detroit for cash, June 15, 1957

1953-54 - - - - - 2 0 0 0 2

FILLION, Marcel ... Left Wing ... 5'7" ... 175 ... May 28, 1923 in Thetford Mines QBC

1944-45 1 0 0 0 0 - - - - -

FILMORE, Tom ... Right Wing ... 5'11" ... 189 ... Date unknown in Thamesford ONT ... Acquired from NY Americans for Jim Klein, Feb. 12, 1933 ... Traded to Montreal with cash for Tony Savage, Nov. 5, 1934

1932-33-1933-34 5 0 0 0 0 - - - - -

FINLEY, Brian ... Goal ... 6'3" ... 200 ... July 3, 1981 in Sault Ste. Marie ONT ... (#60) ... Signed as a free agent, July 17, 2006

2006-07 2 - 0 0 0 - - - - -

FINNIGAN, Eddie ... Left Wing ... 5'8" ... 170 ... May 23, 1913 in Shawville QBC ... Acquired from NY Americans for cash, Dec. 19, 1935 ... Traded to Providence/AHL for cash, Oct. 7, 1936

1935-36 3 0 0 0 0 - - - - -

FISHER, Duncan ... Right Wing ... 5'7" ... 170 ... Aug. 30, 1927 in Regina SASK ... (#9) ... Acquired from NY Rangers with future considerations (Nov. 20, 1950 loan of Alex Kaleta to Hershey/AHL) for Ed Harrison and Zellio Toppazzini, Nov. 16, 1950 ... Traded to Hershey/AHL with Ellard O'Brien for Ray Garipey, June, 1953

1950-51-1952-53 125 24 33 57 22 8 1 0 1 0

FITZGERALD, Tom ... Right Wing ... 6'0" ... 195 ... Aug. 28, 1969 in Billerica MA ... (#12) ... Signed as a free agent, July 28, 2004 ... Retired as a player, Sept. 12, 2006

2005-06 71 4 6 10 40 - - - - -

FLAMAN, Ferny ... Defense ... 5'10" ... 190 ... Jan. 25, 1927 in Dysart SASK ... (#4; #10; #14) ... Traded to Toronto with Ken Smith, Phil Maloney and Leo Boivin for Bill Ezinicki and Vic Lynn, Nov. 16, 1950 ... Acquired from Toronto for Dave Creighton, July 20, 1954

1944-45-1950-51; 1954-55-1960-61 683 30 147 177 1004 48 3 6 9 67

FLEMING, Reggie ... Defense/Left Wing ... 5'8" ... 170 ... Apr. 21, 1936 in Montreal QBC ... (#19) ... Acquired from Chicago with Ab McDonald for Doug Mohns, June 8, 1964 ... Traded to NY Rangers for John McKenzie, Jan. 10, 1966

1964-65-1965-66 101 22 29 51 182 - - - - -

FLOCKHART, Ron ... Center ... 5'11" ... 190 ... Oct. 10, 1960 in Smithers BC ... (#36) ... Acquired from St. Louis for future considerations, Feb. 13, 1989

1988-89 4 0 0 0 0 - - - - -

FLOREK, Justin ... Left Wing ... 6'4" ... 199 ... May 18, 1990 in Marquette, MI ... (#57) ... Fifth pick, 135th overall, in the 2010 NHL Entry Draft

2013-14 4 1 1 2 0 6 1 0 1 4

FORBES, Dave ... Left Wing ... 5'10" ... 180 ... Nov. 16, 1948 in Montreal QBC ... (#14) ... Signed as a free agent, Sept., 1973 ... Claimed by Washington in Waiver Draft, Oct. 10, 1977

1973-74-1976-77 283 53 52 105 220 45 1 4 5 13

FORBES, Mike ... Defense ... 6'2" ... 200 ... Sept. 20, 1957 in Brampton ONT ... (#6) ... Third pick, 52nd overall, in the 1977 NHL Amateur Draft ... Claimed by Edmonton in NHL Expansion Draft, June 13, 1979

1977-78 32 0 4 4 15 - - - - -

FORSBACKA KARLSSON, Jakob ... Center ... 6'1" ... 184 ... Oct. 31, 1996 in Stockholm SWE ... (#23) ... Fifth pick, 45th overall, in the 2015 NHL Entry Draft

2016-17; 2018-19 29 3 6 9 2 - - - - -

FOSTER, Dwight ... Right Wing ... 5'10" ... 190 ... Apr. 2, 1957 in Toronto ONT ... (#27; #20) ... First pick, 16th overall, in the 1977 NHL Amateur Draft ... Acquired from Detroit for Dave Donnelly, Mar. 11, 1986

1977-78-1980-81; 1985-86-1986-87 252 51 82 133 165 29 5 11 16 4

FOSTER, Harry "Yip" ... Defense ... 6'6" ... 198 ... Nov. 25, 1907 in Guelph ONT ... Acquired from NY Rangers with cash for Bill Regan, Feb. 17, 1930 ... Traded to Tulsa/AHA for cash, Jan. 6, 1933

1931-32 32 1 2 3 12 - - - - -

FOSTER, Norm ... Goal ... 5'9" ... 175 ... Feb. 10, 1965 in Vancouver BC ... (#29; #36) ... Eleventh pick, 231st overall, in the 1983 NHL Entry Draft ... Traded to Edmonton for 1992 sixth round draft pick (Jiri Dopita), Sept. 11, 1991

1990-91 3 - 0 0 0 - - - - -

FWLLER, Norman "Hec" ... Goal ... 5'11" ... 190 ... Oct. 14, 1892 in Saskatoon SASK ... (#1) ... Acquired from Victoria/PCHA for cash, Oct. 29, 1924

1924-25 7 - 0 0 0 - - - - -

FRANKS, Jim ... Goal ... 5'11" ... 156 ... Nov. 8, 1914 in Melville SASK ... Loaned from Detroit to replace injured Bert Gardiner, Jan. 29, 1944

1943-44 1 - 0 0 0 - - - - -

FRASER, Matt ... Left Wing ... 6'1" ... 204 ... May 20, 1990 in Red Deer ALTA ... (#25) ... Acquired from Dallas with Loui Eriksson, Reilly Smith and Joe Morrow for Tyler Seguin, Rich Peverley and Ryan Button, July 4, 2013 ... Claimed off waivers by Edmonton, Dec. 29, 2014

2013-14 38 5 0 5 17 4 1 1 2 0

FREDERIC, Trent ... Center ... 6'2" ... 215 ... Feb. 11, 1998 in St. Louis MO ... (#82) ... Second pick (first round), 29th overall, in the 2016 NHL Entry Draft

2018-19-2019-20 17 0 0 0 15 - - - - -

FREDRICKSON, Frank ... Center ... 5'11" ... 180 ... June 11, 1895 in Winnipeg MAN ... (#5) ... Acquired from Detroit with Harry Meeking for Duke Keats and Archie Briden, Jan. 7, 1927 ... Traded to Pittsburgh for Mickey Mackay and cash, Dec. 21, 1928

1926-27-1928-29 80 27 12 39 141 10 2 3 5 24

FROST, Harry ... Right Wing ... 5'11" ... 165 ... Aug. 17, 1914 in Kerr Lake ONT ... (#4) ... 1938-39 2 0 0 0 0 1 0 0 0 0

- G -



GAGNE, Art ... Right Wing ... 5'7" ... 160 ... Oct. 11, 1897 in Ottawa ONT ... Acquired from Montreal for cash, May 13, 1929 ... Traded to Ottawa for cash, Dec. 21, 1929

1929-30 9 0 2 2 8 - - - - -

GAGNE, Pierre ... Left Wing ... 6'1" ... 180 ... June 5, 1940 in North Bay ONT

1959-60 2 0 0 0 0 - - - - -

GAGNE, Simon ... Left Wing ... 6'1" ... 195 ... Feb. 29, 1980 in Ste. Foy QBC ... (#12) ... Signed as a free agent, Oct. 14, 2014 ... Left team for personal reasons, Jan. 12, 2015

2014-15 23 3 1 4 4 - - - - -

GAGNON, Johnny ... Right Wing ... 5'5" ... 140 ... June 8, 1905 in Chicoutimi QBC ... Acquired from Montreal for Joe Lamb, Oct. 2, 1934 ... Traded to Montreal for cash, Jan. 9, 1935

1934-35 23 1 2 3 9 - - - - -

GAINOR, Norman "Dutch" ... Center ... 6'1" ... 170 ... Apr. 10, 1904 in Calgary ALTA ... (#8) ... Acquired from Minneapolis/AHA with Nobby Clark for Red Stuart, cash and future considerations, Oct. 24, 1927 ... Traded to NY Rangers for Joe Jerwa, Aug. 25, 1931

1927-28-1930-31 164 48 43 91 118 15 2 1 3 12

GALBRAITH, Percy ... Left Wing/Defense ... 5'10" ... 162 ... Dec. 5, 1898 in Toronto ONT ... (#6) ... Acquired from St. Paul/AHA with Bill Hill for cash, Jan. 3, 1926 ... Traded to Ottawa with Ted Saunders and Bud Cook for Bob Gracie, Oct. 4, 1933 ... Signed as a free agent, Nov. 21, 1933

1926-27-1933-34 346 31 29 60 238 31 4 7 11 22

GALLEY, Garry ... Defense ... 6'0" ... 204 ... Apr. 16, 1963 in Montreal QBC ... (#28) ... Signed as a free agent, July 8, 1988 ... Traded to Philadelphia with Wes Walz and 1993 third round draft pick (Milos Holan) for Gord Murphy, Brian Dobbin, 1992 third round (Sergei Zholtok) and 1993 fourth round (Charles Paquette) draft picks, Jan. 2, 1992

1988-89-1991-92 257 24 82 106 322 46 4 9 13 84

GALLINGER, Don ... Center ... 6'0" ... 170 ... Apr. 16, 1925 in Port Colborne ONT ... (#11) ... 1942-43-1943-44; 1945-46-1947-48 222 65 88 153 89 23 5 5 10 19

GAMBLE, Bruce ... Goal ... 5'9" ... 200 ... May 24 1938 in Port Arthur ONT ... (#1) ... Claimed from NY Rangers in Intra-League Draft, June 10, 1959 ... Loaned to Portland/WHL as future considerations portion of May, 1961 Don Head trade, Sept., 1961 ... Traded to Springfield/AHL with Terry Gray, Randy Miller and Dale Rolfe for Bob McCord, June, 1963

1960-61-1961-62 80 - 0 0 18 - - - - -

GARDINER, Bert ... Goal ... 5'11" ... 160 ... Mar. 25, 1913 in Saskatoon SASK ... (#1) ... Acquired from Montreal for cash, Oct. 30, 1943

1943-44 41 - 1 1 - - - - -

GARDNER, Cal ... Center ... 6'1" ... 172 ... Oct. 30, 1924 in Transcona MAN ... (#9) ... Acquired from Chicago for cash, June 26, 1953

1953-54-1956-57 280 57 83 140 225 19 3 2 5 6

ALL-TIME ROSTER

AARIEPY, Ray ... Defense ... 5'9" ... 180 ... Sept. 4, 1928 in Toronto ONT ... Signed as a free agent, Oct. 8, 1953 ... Traded to Toronto for John Henderson, Sept. 23, 1954												
1953-54	35	1	6	7	39	-	-	-	-	-	-	-
GAUDREAU, Armand ... Left Wing ... 5'9" ... 155 ... July 14, 1921 in Lac St. Jean QBC ... (#14) ... Signed as a free agent, Nov. 2, 1944												
1944-45	44	15	9	24	27	7	0	2	2	8	-	-
GAUNCE, Brendan ... Center ... 6'2" ... 219 ... Mar. 25, 1994 in Sudbury ONT ... (#50) ... Signed as a free agent, July 1, 2019												
1968-69	1	0	1	1	2	-	-	-	-	-	-	-
GAUTHIER, Jean ... 6'1" ... 190 ... Apr. 29, 1937 in Montreal GBC ... (#27) ... Claimed from Philadelphia in Intra-League Draft, June 12, 1968												
1968-69	11	0	2	2	8	-	-	-	-	-	-	-
GELINEAU, Jack ... Goal ... 6'0" ... 180 ... Nov. 11, 1924 in Toronto ONT ... (#1) ... Traded to Chicago for cash, Nov. 28, 1953												
1948-49-1950-51	141	-	0	0	4	4	-	0	0	0	-	-
GENDRON, Jean-Guy ... Left Wing ... 5'9" ... 165 ... Aug. 30, 1934 in Montreal GBC ... (#23) ... Claimed from NY Rangers in Intra-League Draft, June 3, 1958 ... Traded to Montreal for Andre Pronovost, Nov. 27, 1960 ... Claimed from NY Rangers in Intra-League Draft, June 4, 1962												
1958-59-1960-61;	-	-	-	-	-	-	-	-	-	-	-	-
1962-63-1963-64	270	66	62	128	228	7	1	0	1	18	-	-
GERAN, Gerry ... Center ... 5'9" ... 180 ... Aug. 3, 1896 in Holyoke MA ... (#9) ... Signed as a free agent, Nov. 23, 1925 ... Traded to St. Paul/AHA for cash, Nov. 4, 1926												
1925-26	33	5	1	6	6	-	-	-	-	-	-	-
GETLIFFE, Ray ... Center/Left Wing ... 5'11" ... 175 ... Apr. 3, 1914 in Galt ONT ... (#6) ... Acquired from NY Rangers for cash, Dec. 28, 1935 ... Traded to Montreal with Charlie Sands for Herb Cain, Oct. 10, 1939												
1935-36-1938-39	128	37	40	77	57	19	3	3	6	6	-	-
GIBBS, Barry ... Defense ... 5'11" ... 195 ... Sept. 28, 1948 in Lloydminster SASK ... (#24) ... First pick, first overall, in the 1966 NHL Amateur Draft ... Traded to Minnesota with Tommy Williams 1969 first round draft pick (Don Tannahill) and future considerations (Fred O'Donnell, May 7, 1971), May 7, 1969												
1967-68-1968-69	24	0	0	0	4	-	-	-	-	-	-	-
GIBSON, Doug ... Center ... 5'10" ... 175 ... Sept. 28, 1953 in Peterborough ONT ... (#22; #27) ... Third pick, 36th overall, in the 1973 NHL Amateur Draft ... Claimed off waivers by Washington, May 29, 1977												
1973-74; 1975-76	52	7	18	25	0	1	0	0	0	0	-	-
GILBERT, Gilles ... Goal ... 6'1" ... 175 ... Mar. 31, 1949 in St. Esprit QBC ... (#1) ... Acquired from Minnesota for Fred Stanfield, May 22, 1973 ... Traded to Detroit for Rogie Vachon, July 15, 1980												
1973-74-1979-80	277	-	5	5	81	31	-	4	4	10	-	-
GILBERT, Jeannot ... Center ... 5'10" ... 170 ... Dec. 29, 1940 in Grade Baie QBC ... Claimed by Pittsburgh in NHL Expansion Draft, June 6, 1967												
1962-63; 1964-65	9	0	1	1	4	-	-	-	-	-	-	-
GILL, Andre ... Goal ... 5'7" ... 145 ... Sept. 19, 1941 in Sorel QBC ... Loaned from Hershey/AHL to replace injured Gerry Cheevers, Dec. 23, 1967												
1967-68	5	-	0	0	0	-	-	-	-	-	-	-
GILL, Hal ... Defense ... 6'7" ... 250 ... Apr. 6, 1975 in Concord MA ... (#75; #25) ... Eighth pick, 207th overall, in the 1993 NHL Entry Draft												
1997-98-2005-06	626	20	77	97	588	36	0	2	2	28	-	-
GILLIS, Mike ... Left Wing ... 6'1" ... 195 ... Dec. 1, 1958 in Sudbury ONT ... (#14; #22; #34; #33) ... Acquired from Colorado for Bob Miller, Feb. 18, 1981												
1980-81-1983-84	125	17	24	41	104	27	2	5	7	10	-	-
GIONTA, Brian ... Right Wing ... 5'7" ... 178 ... Jan. 18, 1979 in Rochester NY ... (#12) ... Signed as a free agent, Feb. 25, 2018												
2017-18	20	2	5	7	2	1	0	0	0	0	-	-
GIRARD, Jonathan ... Defense ... 5'11" ... 192 ... May 27, 1980 in Joliette QBC ... (#55; #46) ... First pick (second round), 48th overall, in the 1998 NHL Entry Draft ... Retired due to injuries from car accident, Nov. 30, 2005												
1998-99-2002-03	150	10	34	44	46	3	0	1	1	2	-	-
GIROUX, Art ... Right Wing ... 5'10" ... 165 ... June 6, 1908 in Winnipeg MAN ... Acquired from Montreal for cash, Oct. 18, 1934 ... Traded to Detroit with Marty Barry for Cooney Weiland and Walt Buswell, June 30, 1935												
1934-35	10	1	0	1	0	-	-	-	-	-	-	-
GLADU, Jean-Paul ... Left Wing ... 5'11" ... 180 ... June 20, 1921 in St. Hyacinthe QBC ... (#19) ... Traded to St. Louis/AHL for cash, Dec. 6, 1945 ... Acquired from Cleveland/AHL with Joe Lund for Buck Davies and Vic Lynn, Dec. 10, 1951												
1944-45	40	6	14	20	2	7	2	2	4	0	-	-
GLENNON, Matt ... Left Wing ... 6'0" ... 185 ... Sept. 20, 1968 in Hull MA ... (#13; #39) ... Seventh pick (sixth round), 119th overall, in the 1987 NHL Entry Draft												
1991-92	3	0	0	0	2	-	-	-	-	-	-	-
GODFREY, Warren ... Defense ... 6'1" ... 190 ... Mar. 23, 1931 in Toronto ONT ... (#6; #25) ... Traded to Detroit with Gilles Boisvert, Real Chevrefils, Norm Corcoran and Ed Sandford for Marcel Bonin, Lorne Davis, Terry Sawchuk and Vic Stasiuk, June 3, 1955 ... Claimed from Detroit in Intra-League Draft, June 4, 1962 ... Traded to Detroit for Gerry Odrowski, Oct. 10, 1963												
1952-53-1954-55;	-	-	-	-	-	-	-	-	-	-	-	-
1962-63	261	9	48	57	227	18	0	1	1	6	-	-
GOLDSWORTHY, Bill ... Right Wing ... 6'0" ... 190 ... Aug. 24, 1944 in Waterloo ONT ... (#26; #28) ... Claimed by Minnesota in NHL Expansion Draft, June 6, 1967												
1964-65-1966-67	33	6	6									

GOREN, Lee ... Right Wing ... 6'3" ... 205 ... Dec. 26, 1977 in Winnipeg MAN ... (#37) ... Fifth pick (third round), 63rd overall, in the 1997 NHL Entry Draft 2000-01; 2002-03 35 4 1 5 14 5 0 0 0 5
GORING, Robert "Butch" ... Center ... 5'9" ... 170 ... Oct. 22, 1949 in St. Boniface MAN ... (#22) ... Claimed off waivers from NY Islanders, Jan. 8, 1985 1984-85 39 13 21 34 6 5 1 1 2 0
GOULD, Bob ... Right Wing ... 6'0" ... 195 ... Sept. 2, 1957 in Petrolia ONT ... (#18) ... Acquired from Washington for Alain Cote, Sept. 28, 1989 1989-90 77 8 17 25 92 17 0 0 0 4
GRACIE, Bob ... Center/Left Wing ... 5'9" ... 155 ... Nov. 8, 1910 in North Bay ONT ... (#6) ... Acquired from Ottawa for Percy Galbraith, Bud Cook and Ted Saunders, Oct. 4, 1933 ... Traded to NY Americans with Art Chapman for Lloyd Gross and George Patterson, Jan. 11, 1934 1933-34 23 2 6 8 14 - - - - -
GRADIN, Thomas ... Center ... 5'11" ... 176 ... Feb. 18, 1956 in Solleftea SWE ... (#10) ... Signed as a free agent, June 24, 1986 1986-87 64 12 31 43 18 4 0 4 4 0
GRAHAM, Rod ... Left Wing ... 6'0" ... 185 ... Aug. 19, 1946 in London ONT ... (#28) ... Rights transferred with affiliation agreement with Rochester/AHL, June 14, 1974 1974-75 14 2 1 3 7 - - - - -
GRAHAM, Ted ... Defense ... 5'8" ... 170 ... Jan. 30, 1906 in Owen Sound ONT ... (#4) ... Claimed from St. Louis in Dispersal Draft, Oct. 15, 1935 ... Traded to NY Americans for Walt Kalbfleish, Dec. 19, 1936 1935-36; 1936-37 49 4 1 5 37 2 0 0 0 0
GRAHAME, John ... Goal ... 6'2" ... 210 ... Aug. 31, 1975 in Denver CO ... (#30; #47) ... Seventh pick (ninth round), 229th overall, in the 1994 NHL Entry Draft ... Traded to Tampa Bay for 2004 fourth round draft pick (Jason Churchill), Jan. 13, 2003 1999-00; 2002-03 76 - 4 4 18 - - - - -
GRAHAME, Ron ... Goal ... 5'11" ... 175 ... June 7, 1950 in Victoria BC ... (#31) ... Signed as a free agent, Oct. 13, 1977 ... Traded to Los Angeles for 1979 first round draft pick (Ray Bourque), Oct. 9, 1978 1977-78 40 - 1 1 0 4 - 0 0 0
GRANT, Benny ... Goal ... 5'11" ... 160 ... July 14, 1908 in Owen Sound ONT ... Loaned from Toronto to replace Maurice Courteau, Mar. 18, 1944 1943-44 1 - 0 0 0 - - - - -
GRAY, Terry ... Right Wing ... 6'0" ... 175 ... Mar. 21, 1938 in Montreal QBC ... (#12) ... Acquired from Montreal with Cliff Pennington for Willie O'Ree and Stan Maxwell, June, 1961 ... Loaned to Montreal for cash, July, 1962 ... Traded to Springfield/AHL with Dale Rolfe, Bruce Gamble and Randy Miller for Bob McCord, June, 1963 1961-62 42 8 7 15 15 - - - - -
GREEN, Redvers ... Left Wing ... 5'8" ... 148 ... Dec. 12, 1899 in Sudbury ONT ... (#7) ... Acquired from NY Americans for Harry Connor, May 18, 1928 ... Claimed off waivers by Detroit, Feb. 16, 1929 ... Claimed off waivers from Detroit, Mar. 4, 1929 1928-29 22 0 0 0 14 1 0 0 0 0
GREEN, Ted ... Defense ... 5'10" ... 200 ... Mar. 23, 1940 in Eriksdale MAN ... (#6) ... Claimed from Montreal in Intra-League Draft, June 8, 1960 ... Signed with WHA in 1972 off-season 1960-61; 1968-69; 1970-71; 1971-72 621 48 206 254 1029 31 4 8 12 54
GREEN, Travis ... Center ... 6'2" ... 200 ... Dec. 20, 1970 in Castlegar BC ... (#39) ... Acquired from Columbus for 2004 sixth round draft pick (Lennart Petrell), Oct. 3, 2003 2003-04; 2005-06 146 21 17 38 146 7 0 1 1 8
GRIFFITH, Seth ... Center ... 5'9" ... 192 ... Jan. 4, 1993 in Wallaceburg ONT ... (#53) ... Third pick (fifth round), 131st overall, in the 2012 NHL Entry Draft ... Claimed off waivers by Toronto, Oct. 11, 2016 2014-15; 2015-16 34 6 5 11 10 - - - - -
GRONSDAHL, Lloyd ... Right Wing ... 5'9" ... 170 ... May 10, 1921 in Norquay SASK 1941-42 10 1 2 3 0 - - - - -
GROSEK, Michal ... Left Wing ... 6'2" ... 207 ... June 1, 1975 in Vyskov CZE REP ... (#22) ... Signed as a free agent, July 16, 2002 2002-03; 2003-04 96 5 20 25 104 5 0 0 0 13
GROSS, Lloyd ... Left Wing ... 5'9" ... 175 ... Sept. 5, 1905 in Kitchener ONT ... Acquired from NY Americans with George Patterson for Art Chapman and Bob Gracie, Jan. 11, 1934 ... Traded to Detroit for cash, Feb. 13, 1934 1933-34 6 1 0 1 6 - - - - -
GROSSO, Don ... Left Wing/Center ... 5'11" ... 170 ... Apr.

ALL-TIME ROSTER

GUSTAVSSON, Jonas ... Goal ... 6'3" ... 192 ... Oct. 24, 1984 in Danderyd SWE ... (#50) ... Signed as a free agent, Oct. 4, 2015

2015-16 24 - 0 0 0 - - - - -

- H -



HACKETT, Jeff ... Goal ... 6'1" ... 198 ... June 1, 1968 in London ONT ... (#30) ... Acquired from San Jose with Jeff Jillson for Kyle McLaren and 2004 fourth round draft pick (Torrey Mitchell), Jan. 23, 2003

2002-03 18 - 0 0 2 3 - 0 0 0

HAGMAN, Matti ... Center ... 6'1" ... 184 ... Sept. 21, 1955 in Helsinki FIN ... (#28) ... Sixth pick (seventh round), 104th overall, in the 1975 NHL Amateur Draft ... Traded to Quebec/WHA for cash, Dec., 1977

1976-77-1977-78 90 15 18 33 2 8 0 1 1 0

HALAK, Jaroslav ... Goal ... 5'11" ... 181 ... May 13, 1985 in Bratislava SVK ... (#41) ... Signed as a free agent, July 1, 2018

2018-19-2019-20 71 - 6 6 0 10 - 0 0 0

HALL, Taylor ... Left Wing ... 5'11" ... 180 ... Feb. 20, 1964 in Regina SASK ... (#23) ... Signed as a free agent, July 20, 1987

1987-88 7 0 0 0 4 - - - - -

HALWARD, Doug ... Defense ... 6'1" ... 200 ... Nov. 1, 1955 in Toronto ONT ... (#26; #29) ... First pick, 14th overall, in the 1975 NHL Amateur Draft ... Traded to Los Angeles for future considerations, Sept. 18, 1978

1975-76-1977-78 65 3 9 12 14 7 0 0 0 4

HAMILL, Robert "Red" ... Left Wing ... 5'11" ... 180 ... Jan. 11, 1917 in Toronto ONT ... (#11) ... Signed as a free agent, Oct. 26, 1937 ... Traded to Chicago for cash, Dec., 18, 1941

1937-38-1941-42 59 16 14 30 20 16 0 1 1 13

HAMILL, Zach ... Center ... 5'11" ... 180 ... Sept. 23, 1988 in Vancouver BC ... (#52) ... First pick, eighth overall, in the 2007 NHL Entry Draft ... Traded to Washington for Chris Bourque, May 26, 2012

2009-10-2011-12 20 0 4 4 4 - - - - -

HAMILTON, Dougie ... Defense ... 6'5" ... 199 ... June 17, 1993 in Toronto ONT ... (#27) ... First pick, 9th overall, in the 2011 NHL Entry Draft ... Traded to Calgary for 2015 first (Zachary Senyshyn) and second (Jakob Forsbacka-Karlsson, Jeremy Lauzon) round draft picks, June 26, 2015

2012-13-2014-15 178 22 61 83 95 19 2 8 10 14

HAMMOND, Ken ... Defense ... 6'1" ... 190 ... Aug. 22, 1963 in Port Credit ONT ... (#55) ... Acquired from Toronto for cash, Aug. 20, 1990

1990-91 1 1 0 1 2 8 0 0 0 10

HARKINS, Brett ... Center ... 6'3" ... 210 ... Oct. 8, 1968 in Cleveland OH ... (#40; #65) ... Signed as a free agent, July 1, 1994 ... Signed as a free agent, Sept. 4, 1996

1994-95; 1996-97 45 4 15 19 8 - - - - -

HARNOTT, Walter ... Left Wing ... 5'10" ... 175 ... Sept. 24, 1909 in Montreal QBC

1933-34 6 0 0 0 2 - - - - -

HARRINGTON, Leland ... Left Wing ... 5'8" ... 163 ... Aug. 13, 1904 in Melrose MA ... (#11; #14) ... Signed as a free agent, Jan. 4, 1926 ... Traded to Providence/Can-Am for cash, Oct., 1928

1925-26; 1927-28 48 8 4 12 19 2 0 0 0 0

HARRIS, Henry ... Right Wing ... 5'11" ... 185 ... Apr. 28, 1906 in Kenora ONT ... Acquired from Seattle/PCHL for cash, Feb. 4, 1930

1930-31 32 2 4 6 20 - - - - -

HARRIS, Thomas Fred "Smokey" ... Left Wing ... 5'11" ... 165 ... Oct. 11, 1890 in Port Arthur ONT ... (#8) ... Acquired from Seattle/PCHL for cash, Nov. 2, 1924 ... Traded to Vancouver/WCHL for cash, Dec. 21, 1924

1924-25 6 3 1 4 8 - - - - -

HARRISON, Ed ... Center/Left Wing ... 6'0" ... 165 ... July 25, 1927 in Mimico ONT ... (#16) ... Traded to NY Rangers with Zello Toppazzini for Duncan Fisher and future considerations (Nov. 30, 1950 loan of Alex Kaleta to Hershey/AHL), Nov. 16, 1950

1947-48-1950-51 189 26 24 50 51 9 1 0 1 2

HARRISON, Jim ... Center ... 5'11" ... 185 ... July 9, 1947 in Bonnyville ALTA ... (#16) ... Traded to Toronto for Wayne Carleton, Dec. 10, 1969

1968-69-1969-70 39 4 3 7 37 - - - - -

HAWGOOD, Greg ... Defense ... 5'10" ... 190 ... Aug. 10, 1968 in Edmonton ALTA ... (#35; #38; #39; #40) ... Ninth pick (tenth round), 202nd overall, in the 1986 NHL Entry Draft ... Traded to Edmonton for Vladimir Ruzicka, Oct. 22, 1990

1987-88-1989-90 134 27 51 78 160 28 2 5 7 14

HAYES, Chris ... Left Wing ... 5'10" ... 180 ... Aug. 24, 1946 in Rouyn QBC ... (#29) ... Signed as a free agent, Sept., 1971

1971-72 - - - - - 1 0 0 0 0

HAYES, Jimmy ... Right Wing ... 6'6" ... 222 ... Nov. 21, 1989 in Boston MA ... (#11) ... Acquired from Florida for Reilly Smith and Marc Savard, July 1, 2015

2015-16-2016-17 133 15 19 34 89 - - - - -

HAYNES, Paul ... Center ... 5'10" ... 160 ... Mar. 1, 1910 in Montreal QBC ... (#9) ... Acquired from Montreal Maroons for cash, Dec. 28, 1934 ... Traded to Montreal Canadiens for Jack Riley, Sept. 30, 1935

1934-35 30 4 3 7 8 3 0 0 0 0

HEAD, Don ... Goal ... 5'10" ... 200 ... June 30, 1933 in Mt. Dennis ONT ... (#1) ... Acquired from Portland/AHL for Jack Bionda and future considerations (Gene Achymichuk and Don Ward, Aug., 1961 and Sept., 1961 loan of Bruce Gamble), May, 1961 ... Traded to Portland/WHL for cash, June 10, 1962

1961-62 38 - 0 0 14 - - - - -

HEADLEY, Fern ... Defense ... 5'11" ... 175 ... Mar. 2, 1901 in Crystal ND ... (#11) ... Acquired from Saskatoon/WCHL for cash, Nov. 2, 1924 ... Traded to Vancouver/WHL for cash, Oct. 29, 1925

1924-25 13 1 3 4 4 - - - - -

HEALEY, Eric ... Left Wing ... 6'0" ... 202 ... Jan. 20, 1975 in Hull MA ... (#40) ... Signed as a free agent, Aug. 15, 2005

2005-06 2 0 0 0 2 - - - - -

HEBENTON, Andy ... Right Wing ... 5'9" ... 180 ... Oct. 3, 1929 in Winnipeg MAN ... (#12) ... Claimed from NY Rangers in Intra-League Draft, June 4, 1963 ... Loaned to Portland/WHL for cash, June 5, 1964 ... Traded to Toronto with Orland Kurtenbach and Pat Stapleton for Ron Stewart, June 8, 1965

1963-64 70 12 11 23 8 - - - - -

HEINEN, Danton ... Center ... 6'1" ... 193 ... July 5, 1995 in Langley BC ... (#43) ... Third pick (fourth round), 116th overall, in the 2014 NHL Entry Draft ... Traded to Anaheim for Nick Ritchie, Feb. 24, 2020

2016-17-2019-20 220 34 69 103 42 33 3 6 9 4

HEINRICH, Lionel ... Left Wing ... 5'10" ... 180 ... Apr. 20, 1934 in Churchbridge SASK ... (#6) 1955-56 35 1 1 2 33 - - - - -

HEINZE, Steve ... Right/Left Wing ... 5'11" ... 202 ... Jan. 30, 1970 in Lawrence MA ... (#45; #23) ... Second pick (third round), 60th overall, in the 1988 NHL Entry Draft ... Claimed by Columbus in NHL Expansion Draft, June 23, 2000

1991-92-1999-00 515 131 108 239 275 52 8 11 19 36

HENDERSON, Jay ... Left Wing ... 5'11" ... 188 ... Sept. 17, 1978 in Edmonton ALTA ... (#38; #51) ... Twelfth pick (ninth round), 246th overall, in the 1997 NHL Entry Draft ... Traded to NY Rangers for 2004 ninth round draft pick (Christian Mahoney-Wilson), Jan. 17, 2003

1998-99-2000-01 33 1 3 4 37 - - - - -

HENDERSON, John ... Goal ... 6'1" ... 174 ... Mar. 25, 1933 in Toronto ONT ... Acquired from Toronto for Ray Garipey, Sept. 23, 1954

1954-55-1955-56 46 - 0 0 0 2 - 0 0 0

HENDERSON, Murray ... Defense ... 6'0" ... 180 ... Sept. 5, 1921 in Toronto ONT ... (#8) ... Signed as a free agent, Feb. 28, 1945

1944-45-1951-52 405 24 62 86 305 41 2 3 5 23

HENNESSY, Josh ... Center ... 6'0" ... 200 ... Feb. 7, 1985 in Brockton MA ... (#62) ... Signed as a free agent, July 5, 2011

2011-12 3 0 0 0 2 - - - - -

HENRY, Gordon ... Goal ... 6'0" ... 185 ... Aug. 17, 1926 in Owen Sound ONT ... (#1) 1948-49-1950-51; 1952-53 3 - 0 0 0 5 - 0 0 0

HENRY, Jim ... Goal ... 5'9" ... 165 ... Oct. 23, 1920 in Winnipeg MAN ... (#1) ... Acquired from Detroit for cash, Sept. 28, 1951

1951-52-1954-55 237 - 0 0 0 23 - 0 0 0

HERBERTS, Jimmy ... Center/Right Wing ... 5'10" ... 185 ... Oct. 31, 1897 in Cayuga ONT ... (#4) ... Signed as a free agent, Nov. 2, 1924 ... Traded to Toronto for Eric Pettinger and cash, Dec. 21, 1927

1924-25-1927-28 112 63 25 88 179 8 3 0 3 13

HERGESHEIMER, Phil ... Right Wing ... 5'10" ... 175 ... July 9, 1914 in Winnipeg MAN ... Acquired from Chicago for cash with Chicago holding right of recall, Jan. 26, 1942 ... Rights returned to Chicago, July 1, 1942

1941-42 3 0 0 0 12 - - - - -

HERR, Matt ... Center ... 6'2" ... 204 ... May 26, 1976 in Hackensack NJ ... (#63) ... Signed as a free agent, July 18, 2002

2002-03 3 0 0 0 0 - - - - -

HERVEY, Matt ... Defense ... 5'11" ... 205 ... May 16, 1968 in Whittier CA ... (#43) ... Signed as a free agent, Aug. 15, 1991 ... Traded to Tampa Bay with Ken D. Hodge for Darin Kimble and future considerations, Sept. 4, 1992

1991-92 16 0 1 1 55 5 0 0 0 6

HEXIMER, Orville ... Left Wing/Center ... 5'7" ... 159 ... Feb. 16, 1910 in Niagara Falls ONT ... (#14) ... Acquired from NY Rangers for cash, Aug. 22, 1932 ... Traded to NY Americans with Hap Emms for Walter Jackson, Dec. 13, 1934

1932-33 48 7 5 12 12 5 0 0 0 2

HICKS, Wayne ... Right Wing ... 5'11" ... 185 ... Apr. 9, 1937 in Aberdeen WA ... (#12) ... Claimed from Montreal in Intra-League Draft, June 5, 1962 ... Traded to Montreal for cash, Sept. 28, 1963

1962-63 65 7 9 16 12 - - - - -

HILBERT, Andy ... Center/Left Wing ... 5'11" ... 190 ... Feb. 6, 1981 in Lansing MI ... (#29; #16) ... Third pick (second round), 37th overall, in the 2000 NHL Entry Draft ... Traded to Chicago for 2006 fifth round draft pick (Shane Sims), Nov. 6, 2005

2001-02-2003-04 38 3 3 6 18 5 1 0 1 0

HILL, Mel ... Right Wing ... 5'10" ... 175 ... Feb. 15, 1914 in Glenboro MAN ... (#11; #16; #18) ... Signed as a free agent, Oct. 26, 1937 ... Traded to Brooklyn for cash, June 27, 1941

1937-38-1940-41 131 26 25 51 41 25 7 4 11 19

HILLER, Wilbert "Dutch" ... Left Wing ... 5'8" ... 170 ... May 11, 1915 in Kitchener ONT ... (#12) ... Acquired from Detroit with cash for Pat McReavy, Nov. 24, 1941 ... Traded to Montreal for cash, Aug. 15, 1942

1941-42-1942-43 44 7 10 17 19 5 0 1 1 0

HILLIER, Randy ... Defense ... 6'1" ... 192 ... Mar. 30, 1960 in Toronto ONT ... (#23) ... Fourth pick (fifth round), 102nd overall, in the 1980 NHL Entry Draft ... Traded to Pittsburgh for 1985 fourth round draft pick (Greg Polak), Oct. 15, 1984

1981-82-1983-84 164 3 30 33 253 11 0 1 1 20

HILLMAN, Floyd ... Defense ... 5'11" ... 170 ... Nov. 19, 1933 in Ruthven ONT ... Acquired from Victoria/WHL for Arnott Whitney, Dec., 1955

1956-57 6 0 0 0 10 - - - - -

HILLMAN, Larry ... Defense ... 6'0" ... 185 ... Feb. 5, 1937 in Kirkland Lake ONT ... (#22) ... Claimed off waivers from Chicago, Oct. 14, 1957 ... Claimed by Toronto in Intra-League Draft, June 8, 1960

1957-58-1959-60 127 6 30 36 73 18 0 3 3 6

HITCHMAN, Lionel ... Defense ... 6'1" ... 167 ... Nov. 3, 1901 in Toronto ONT ... (#2, #3) ... Acquired from Ottawa for cash, Jan. 10, 1925

1924-25-1933-34 378 25 27 52 511 31 2 1 3 64

HNIDY, Shane ... Defense ... 6'2" ... 204 ... Nov. 8, 1975 in Brandon MAN ... (#34) ... Acquired from Anaheim with 2008 sixth round draft pick (Nicholas Tremblay) for Brandon Bochenski, Jan. 2, 2008 ... Signed as a free agent, Feb. 26, 2011

2007-08-2008-09; 2010-11 111 4 13 17 88 17 2 1 3 16

ALL-TIME ROSTER

HODGE, Kenneth D. ... Center/Right Wing ... 6'1" ... 200 ... Apr. 13, 1966 in Windsor ONT ... (#10) ... Acquired from Minnesota for 1992 fourth round draft pick (Jere Lehtinen), Aug. 21, 1990 ... Traded to Tampa Bay with Matt Hervey for Darin Kimble and future considerations, Sept. 4, 1992														
1990-91-1991-92	112	36	40	76	30	15	4	6	10	6				
HODGE, Kenneth R. ... Right Wing ... 6'2" ... 210 ... June 25, 1944 in Birmingham ENG ... (#8) ... Acquired from Chicago with Phil Esposito and Fred Stanfield for Gilles Marotte, Pit Martin and Jack Norris, May 15, 1967 ... Traded to NY Rangers for Rick Middleton, May 26, 1976														
1967-68-1975-76	652	289	385	674	620	86	34	47	81	118				
HODGSON, Ted ... Right Wing ... 5'11" ... 185 ... June 30, 1945 in Hobbema ALTA ... (#24) ... Traded to Salt Lake/WHL for cash, Oct. 22, 1969														
1966-67	4	0	0	0	0	-	-	-	-	-				
HOGGAN, Jeff ... Left Wing ... 6'1" ... 188 ... Feb. 1, 1978 in Hope BC ... (#32) ... Signed as a free agent, July 21, 2006														
2006-07-2007-08	47	0	2	2	33	-	-	-	-	-				
HOGUE, Benoit ... Left Wing ... 5'10" ... 194 ... Oct. 28, 1966 in Repentigny QBC ... (#33) ... Acquired from Dallas for future considerations, Jan. 12, 2002 ... Claimed off waivers by Washington, Mar. 19, 2002														
2001-02	17	4	4	8	9	-	-	-	-	-				
HOLDEN, Nick ... Defense ... 6'4" ... 214 ... May 15, 1987 in St. Albert ALTA ... (#44) ... Acquired from NY Rangers for Rob O'Gara and 2018 third round draft pick (J), Feb. 20, 2018														
2017-18	18	1	4	5	0	2	0	1	1	0				
HOLLETT, Bill "Flash" ... Defense ... 6'0" ... 180 ... Apr. 13, 1912 in North Sydney NS ... (#2; #3; #12) ... Acquired from Toronto for cash, Jan. 15, 1936 ... Traded to Detroit for Pat Egan, Jan. 5, 1944														
1935-36-1943-44	353	84	115	199	198	48	5	20	25	20				
HOOVER, Ron ... Center ... 6'1" ... 185 ... Oct. 28, 1966 in Oakville ONT ... (#39; #44) ... Signed as a free agent, Sept. 1, 1989														
1989-90-1990-91	17	4	0	4	31	8	0	0	0	18				
HORECK, Pete ... Left Wing ... 5'9" ... 158 ... June 15, 1923 in Massey ONT ... Acquired from Detroit with Bill Quackenbush for Pete Babando, Clare Martin, Lloyd Durham and Jimmy Peters, Aug. 16, 1949 ... Traded to Chicago for cash, Nov. 1, 1951														
1949-50-1950-51	100	15	18	33	79	4	0	0	0	13				
HORTON, Nathan ... Right Wing ... 6'2" ... 215 ... May 29, 1985 in Welland ONT ... (#18) ... Acquired from Florida with Gregory Campbell for Dennis Wideman, 2010 first round (Derek Forbort) and 2011 third round (Kyle Rau) draft picks, June 22, 2010														
2010-11-2012-13	169	56	51	107	161	43	15	21	36	49				
HORVATH, Bronco ... Center ... 5'11" ... 185 ... Mar. 12, 1930 in Port Colborne ONT ... (#6) ... Claimed from Montreal in Intra-League Draft, June 5, 1957 ... Claimed by Chicago in Intra-League Draft, June 13, 1961														
1957-58-1960-61	227	103	112	215	204	19	7	6	13	8				
HOWE, Marty ... Defense ... 6'1" ... 195 ... Feb. 18, 1954 in Detroit MI ... (#27) ... Acquired from Hartford for future considerations, Oct. 1, 1982 ... Traded to Hartford for future considerations, Sept. 29, 1983														
1982-83	78	1	11	12	24	12	0	1	1	9				
HUARD, Bill ... Left Wing ... 6'1" ... 215 ... June 24, 1967 in Welland ONT ... (#61) ... Signed as a free agent, Dec. 4, 1992														
1992-93	2	0	0	0	0	-	-	-	-	-				
HUGHES, Brent ... Left Wing ... 5'11" ... 195 ... Apr. 5, 1966 in New Westminster BC ... (#42; #18) ... Acquired from Washington with future considerations for John Byce and Dennis Smith, Feb. 24, 1992 ... Claimed by Buffalo in Waiver Draft, Oct. 2, 1995														
1991-92-1994-95	191	25	22	47	511	29	4	1	5	53				
HUGHES, Cameron ... Center ... 5'11" ... 183 ... Oct. 9, 1996 in Edmonton ALTA ... (#53) ... Ninth pick (sixth round), 165th overall, in the 2015 NHL Entry Draft														
2019-20	1	0	0	0	0	-	-	-	-	-				
HUGHES, Ryan ... Center ... 6'2" ... 196 ... Jan. 17, 1972 in Montreal QBC ... (#47) ... Signed as a free agent, Oct. 6, 1995														
1995-96	3	0	0	0	0	-	-	-	-	-				
HULBIG, Joe ... Left Wing ... 6'3" ... 215 ... Sept. 29, 1973 in Norwood MA ... (#48) ... Signed as a free agent, July 23, 1999														
1999-00-2000-01	31	2	2	4	12	-	-	-	-	-				
HUML, Ivan ... Left Wing ... 6'2" ... 195 ... Sept. 6, 1981 in Kladno CZE REP ... (#36) ... Fourth pick (second round), 59th overall, in the 2000 NHL Entry Draft														
2001-02-2003-04	49	6	12	18	36	-	-	-	-	-				
HUNWICK, Matt ... Defense ... 5'11" ... 193 ... May 21, 1985 in Warren MI ... (#48) ... Sixth pick (seventh round), 224th overall, in the 2004 NHL Entry Draft ... Traded to Colorado for Colby Cohen, Nov. 29, 2010														
2007-08-2010-11	164	13	32	45	76	14	0	6	6	2				
HURLEY, Paul ... Defense ... 5'11" ... 185 ... July 12, 1946 in Melrose MA ... Signed as a free agent, Mar., 1969 ... Signed with WHA in 1972 off-season														
1968-69	1	0	1	1	0	-	-	-	-	-				
HUSCROFT, Jamie ... Defense ... 6'2" ... 200 ... Jan. 9, 1967 in Creston BC ... (#28) ... Signed as a free agent, July 23, 1992														
1993-94-1994-95	70	0	7	7	247	9	0	0	0	20				
HUTTON, Bill ... Defense/Right Wing ... 5'11" ... 165 ... Jan. 28, 1910 in Calgary ALTA ... (#15) ... Traded to Ottawa for Harry Connor, Jan. 30, 1930 ... Acquired from Ottawa for Harry Connor, Oct. 16, 1930 ... Traded to Philadelphia with Ron Lyons for Hal Darragh, Dec. 8, 1930														
1929-30-1930-31	29	2	0	2	4	-	-	-	-	-				
HYNES, Dave ... Left Wing ... 5'9" ... 182 ... Apr. 17, 1951 in Cambridge MA ... (#27) ... Signed with WHA in 1976 off-season														
1973-74-1974-75	22	4	0	4	2	-	-	-	-	-				
HYNES, Gord ... Defense ... 6'1" ... 170 ... July 22, 1966 in Montreal QBC ... (#47) ... Fifth pick (sixth round), 115th overall, in the 1985 NHL Entry Draft														
1991-92	15	0	5	5	6	12	1	2	3	6				

- I -



IAFRATE, Al ... Defense ... 6'3" ... 235 ... Mar. 21, 1966 in Dearborn MI ... (#43) ... Acquired from Washington for Joe Juneau, Mar. 21, 1994 ... Traded to San Jose for Jeff Odgers and 1996 fifth round draft pick (Elias Abrahamsson), June 21, 1996														
1993-94	12	5	8	13	20	13	3	1	4	6				
IGINLA, Jarome ... Right Wing ... 6'1" ... 210 ... July 1, 1977 in Edmonton ALTA ... (#12) ... Signed as a free agent, July 5, 2013														
2013-14	78	30	31	61	47	12	5	2	7	12				
INGRAM, Jack ... Center ... 5'11" ... 170 ... 1894 in Halifax NS ... Signed as a free agent, Jan. 5, 1925														
1924-25	1	0	0	0	0	-	-	-	-	-				
IRVINE, Ted ... Left Wing ... 6'2" ... 195 ... Dec. 8, 1944 in Winnipeg MAN ... Claimed by Los Angeles in NHL Expansion Draft, June 6, 1967														
1963-64	1	0	0	0	0	-	-	-	-	-				
IRWIN, Matt ... Defense ... 6'2" ... 210 ... Nov. 29, 1987 in Victoria BC ... (#52) ... Signed as a free agent, July 10, 2015														
2015-16	2	0	0	0	0	-	-	-	-	-				
ISBISTER, Brad ... Left Wing ... 6'4" ... 231 ... May 7, 1977 in Edmonton ALTA ... (#21) ... Acquired from Edmonton for 2006 fourth round draft pick (James Delory), Aug. 1, 2005														
2005-06	58	6	17	23	46	-	-	-	-	-				

- J -



JACKMAN, Richard ... Defense ... 6'2" ... 192 ... June 28, 1978 in Toronto ONT ... (#43) ... Acquired from Dallas for Cameron Mann, June 24, 2001 ... Traded to Toronto for Kris Vernarsky, May 13, 2002														
2001-02	2	0	0	0	2	-	-	-	-	-	-	-	-	-
JACKSON, Art ... Center ... 5'8" ... 165 ... Dec. 15, 1915 in Toronto ONT ... (#16; #18) ... Acquired from Toronto for cash and future considerations, Sept. 23, 1937 ... Loaned to NY Americans for 1938-39 season with trade of Roy Goldsworthy for cash, Oct. 24, 1938 ... Traded to Toronto for cash and future considerations (Bingo Kampman, Oct. 29, 1945), Dec. 24, 1944														
1937-38;														
1939-40-1944-45	308	94	134	228	103	33	8	9	17	23				
JACKSON, Harvey "Busher" ... Left Wing ... 5'11" ... 195 ... Jan. 19, 1911 in Toronto ONT ... (#18) ... Acquired from NY Americans for cash, Jan. 4, 1942														
1941-42-1943-44	112	35	43	78	81	14	1	3	4	10				
JACKSON, Percy ... Goal ... 5'9" ... 165 ... Sept. 21, 1907 in Canmore ALTA ... Loaned to NY Americans to replace injured Roy Worters, Mar. 18, 1934 ... Traded to NY Rangers for Jean Pusie, Nov. 1, 1934 ... Acquired from NY Rangers for cash, Nov. 18, 1934														
1931-32; 1935-36	5	-	0	0	0	-	-	-	-	-	-	-	-	-
JACKSON, Stan ... Left Wing ... 6'0" ... 180 ... Aug. 27, 1988 in Parrsboro NS ... (#2, #3, #5, #8) ... Signed as a free agent, Dec. 17, 1924 ... Traded to Ottawa for cash, Jan. 18, 1927														
1924-25-1925-26	52	8	7	15	72	-	-	-	-	-	-	-	-	-
JACKSON, Walter ... Left Wing ... 5'8" ... 164 ... June 3, 1908 in Instock ENG ... Acquired from NY Americans for Orville Heximer and Hap Emms, Dec. 13, 1934 ... Transferred to London/IHL as compensation for Ray Getliffe, Dec. 31, 1935														
1935-36	2	0	0	0	0	-	-	-	-	-	-	-	-	-
JAGR, Jaromir ... Right Wing ... 6'3" ... 240 ... Feb. 15, 1972 in Kladno, CZE REP ... (#68) ... Acquired from Dallas for Lane MacDermid, Cody Payne and 2013 first round draft pick (Jason Dickinson), Apr. 2, 2013														
2012-13	11	2	7	9	2	22	0	10	10	8				
JANNEY, Craig ... Center ... 6'1" ... 190 ... Sept. 26, 1967 in Hartford CT ... (#22; #23) ... First pick, 13th overall, in the 1986 NHL Entry Draft ... Traded to St. Louis with Stephane Quintal for Adam Oates, Feb. 7, 1992														
1987-88-1991-92	262	85	198	283	44	69	17	56	73	45				
JENKINS, Roger ... Right Wing/Defense ... 5'11" ... 173 ... Nov. 18, 1911 in Appleton WI ... (#8) ... Acquired from Montreal for Jean Pusie, Walt Buswell and cash, July 13, 1935 ... Traded to Montreal with Babe Siebert for Roy Goldsworthy, Sam McManus and cash, Sept. 10, 1936														
1935-36	40	2	6	8	51	2	0	1	1	2				
JENNINGS, Bill ... Right Wing ... 5'10" ... 165 ... June 28, 1917 in Toronto ONT ... (#17) ... Acquired from Detroit for Pete Leswick, Oct. 30, 1944 ... Traded to Chicago for Norm McAttee, Feb. 5, 1946														
1944-45	39	20	14	34	25	7	2	2	4	6				
JEREMIAH, Ed ... Right Wing/Defense ... 5'9" ... 160 ... Nov. 4, 1905 in Worcester MA ... Acquired from NY Americans for cash, Feb. 1, 1932														
1931-32	5	0	0	0	0	-	-	-	-	-	-	-	-	-
JERWA, Frank ... Left Wing/Defense ... 6'1" ... 179 ... Feb. 28, 1909 in Bankhead ALTA ... (#17) ... Acquired from Vancouver/PCHL for cash, Apr. 15, 1931 ... Traded to St. Louis for Gerry Shannon, Jan. 10, 1935														
1931-32-1934-35	65	7	9	16	37	-	-	-	-	-	-	-	-	-

ALL-TIME ROSTER

JERWA, Joe ... Defense ... 6'2" ... 185 ... Jan. 20, 1907 in Bankhead ALTA ... Acquired from NY Rangers for Norman Gainer, Aug. 25, 1931 ... Traded to NY Americans with Nels Stewart for cash, Sept. 28, 1935 ... Rights returned from NY Americans for failure to complete purchase agreement, May 27, 1936 ... Traded to NY Americans for loan of Al Shields and future considerations (Terry Reardon and Tom Cooper, Oct. 17, 1937), Jan. 25, 1937

1931-32; 1933-34; 1936-37

JILLSON, Jeff ... Defense ... 6'3" ... 220 ... July 24, 1980 in North Smithfield RI ... (#23) ... Acquired from San Jose with Jeff Hackett for Kyle McLaren and 2004 fourth round draft pick (Torrey Mitchell), Jan. 23, 2003 ... Traded to San Jose for Brad Boyes and future considerations (Andy Delmore, Mar. 9, 2004), Mar. 9, 2004

JOHANSSON, Marcus ... Left Wing ... 6'1" ... 205 ... Oct. 6, 1990 in Landskrona SVVE ... (#90) ... Acquired from New Jersey for 2019 second (Nikita Okhotyuk) and 2020 fourth round draft picks, Feb. 25, 2019

JOHNSON, Aaron ... Defense ... 6'1" ... 204 ... Apr. 30, 1983 in Port Hawkesbury NS ... (#45) ... Signed as a free agent, July 18, 2012

JOHNSON, Chad ... Goal ... 6'3" ... 205 ... June 10, 1986 in Saskatoon SASK ... (#30) ... Signed as a free agent, July 5, 2013

JOHNSON, Nick ... Right Wing ... 6'2" ... 200 ... Dec. 24, 1985 in Calgary ALTA ... (#32) ... Signed as a free agent, July 5, 2013

JOHNSON, Norm ... Center ... 5'10" ... 170 ... Nov. 27, 1932 in Moose Jaw SASK ... (#18) ... Claimed from Brandon/WHL in Inter-League Draft, June 4, 1957 ... Claimed off waivers by Chicago, Jan. 7, 1959

JOHNSON, Tom ... Defense ... 6'0" ... 180 ... Feb. 18, 1928 in Baldur MAN ... (#10) ... Claimed from Montreal in Waiver Draft, June 4, 1963 ... Retired due to leg injury suffered Feb. 28, 1965

JOHNSTON, Ed ... Goal ... 6'0" ... 190 ... Nov. 24, 1935 in Montreal QBC ... (#1) ... Claimed from Spokane/WHL in Inter-League Draft, June 4, 1962 ... Traded to Toronto as future considerations portion of Mar. 3, 1973 Jacques Plante trade, May 22, 1973

JOHNSTON, Greg ... Right Wing ... 6'1" ... 205 ... Jan. 14, 1965 in Barrie ONT ... (#29; #39) ... Second pick, 42nd overall, in the 1983 NHL Entry Draft ... Traded to NY Rangers with future considerations for Chris Nilan, June 28, 1990

JONATHAN, Stan ... Left Wing ... 5'8" ... 175 ... Sept. 5, 1955 in Ohsweken ONT ... (#31; #17) ... Fifth pick (sixth round), 86th overall, in the 1975 NHL Amateur Draft ... Traded to Pittsburgh for cash, Nov. 8, 1982

JONES, Ron ... Defense ... 6'1" ... 195 ... Apr. 11, 1951 in Vermillion ALTA ... (#29) ... First pick, sixth overall, in the 1971 NHL Amateur Draft ... Claimed by Pittsburgh in Intra-League Draft, June 12, 1973

JOYCE, Bobby ... Left Wing ... 6'0" ... 195 ... July 11, 1966 in St. John NB ... (#27) ... Fourth pick, 82nd overall, in the 1984 NHL Entry Draft ... Traded to Washington for Dave Christian, Dec. 13, 1989

JUNEAU, Joe ... Center/Left Wing ... 6'0" ... 195 ... Jan. 5, 1968 in Pont-Rouge QBC ... (#23; #49) ... Third pick (fourth round), 81st overall, in the 1988 NHL Entry Draft ... Traded to Washington for Al Iafate, Mar. 21, 1994

JUNKIN, Joe ... Goal ... 5'11" ... 180 ... Sept. 8, 1946 in Lindsay ONT ... (#1) ... Signed as a free agent, Sept. 12, 1968

JURCINA, Milan ... Defense ... 6'4" ... 233 ... June 7, 1983 in Liptovsky Mikulas SVK ... (#68) ... Seventh pick (eighth round), 241st overall, in the 2001 NHL Entry Draft ... Traded to Washington for 2008 fourth round draft pick (T.J. Brodie), Feb. 1, 2007

2005-06-2006-07

- K -



KABERLE, Tomas ... Defense ... 6'1" ... 214 ... Mar. 2, 1978 in Rakovnik CZE REP ... (#12) ... Acquired from Toronto for Joe Colborne, 2011 first (Rickard Rakell) and 2012 second (Mike Winther) round draft picks, Feb. 18, 2011

KALBFLEISH, Walt ... Defense ... 5'10" ... 175 ... Dec. 18, 1911 in New Hamburg ONT ... Acquired from NY Americans for Ted Graham, Dec. 19, 1936

KALUS, Petr ... Right Wing ... 6'1" ... 196 ... June 29, 1987 in Ostrava CZE REP ... (#47) ... Second pick, 39th overall, in the 2005 NHL Entry Draft ... Traded to Minnesota with 2009 fourth round draft pick (Alexander Fallstrom) for Manny Fernandez, July 1, 2007

KAMINSKY, Max ... Center ... 5'11" ... 160 ... Apr. 19, 1913 in Niagara Falls ONT ... (#15) ... Acquired from St. Louis with Des Roche for Joe Lamb, Dec. 4, 1934 ... Traded to Montreal Maroons for cash, Dec. 7, 1936

1934-35-1935-36

KAMPFER, Steven ... Defense ... 5'10" ... 188 ... Sept. 24, 1988 in Ann Arbor MI ... (#47) ... Acquired from Anaheim for 2010 fourth round draft pick (Justin Shugg), Mar. 2, 2010 ... Traded to Minnesota for Greg Zanon, Feb. 27, 2012 ... Acquired from NY Rangers with 2019 fourth (Antti Saarela) and seventh (Cade Webber) round draft picks for Adam McQuaid, Sept. 11, 2018

2010-11-2011-12; 2018-19-2019-20

KARSUMS, Martins ... Right Wing ... 5'10" ... 198 ... Feb. 26, 1986 in Riga LAT ... (#43) ... Second pick, 64th overall, in the 2004 NHL Entry Draft ... Traded to Tampa Bay with Matt Lashoff for Mark Recchi and 2010 second round draft pick (Alexander Petrovic), Mar. 4, 2009

KASATONOV, Alexei ... Defense ... 6'1" ... 215 ... Oct. 14, 1959 in Leningrad RUS ... (#6) ... Signed as a free agent, June 22, 1994

KASE, Ondrej ... Right Wing ... 6'0" ... 190 ... Nov. 8, 1995 in Kadan CZE REP ... (#28) ... Acquired from Tampa Bay for David Backes, Axel Andersson and 2020 first round draft pick, Feb. 21, 2020

KASPER, Steve ... Center ... 5'8" ... 175 ... Sept. 28, 1961 in Montreal QBC ... (#11) ... Third pick (fourth round), 81st overall, in the 1980 NHL Entry Draft ... Traded to Los Angeles for Bob Carpenter as future considerations portion of Jan. 22, 1989 Jay Miller trade, Jan. 23, 1989

KEANS, Doug ... Goal ... 5'7" ... 185 ... Jan. 7, 1958 in Pembroke ONT ... (#31) ... Claimed off waivers from Los Angeles, May 24, 1983

KEATS, Gordon "Duke" ... Center ... 5'11" ... 195 ... Mar. 1, 1895 in Montreal QBC ... (#5) ... Acquired from Edmonton/WHL for cash, Sept. 4, 1926 ... Traded to Detroit with Archie Briden for Frank Fredrickson and Harry Meeking, Jan. 7, 1927

KEENAN, Don ... Goal ... 6'0" ... 170 ... Aug. 8, 1938 in Toronto ONT ... Loaned from Toronto to replace injured Harry Lumley, Mar. 7, 1959

KEKALAINEN, Jarmo ... Left Wing ... 6'0" ... 190 ... July 3, 1966 in Tampere FIN ... (#29) ... Signed as a free agent, May 3, 1989

KELLEHER, Chris ... Defense ... 6'1" ... 210 ... Mar. 23, 1975 in Cambridge MA ... (#48) ... Signed as a free agent, July 23, 2001

KELLY, Chris ... Center ... 6'0" ... 198 ... Nov. 11, 1980 in Toronto ONT ... (#23) ... Acquired from Ottawa for 2011 second round draft pick (Shane Prince), Feb. 15, 2011

KEMPPAINEN, Joonas ... Center ... 6'3" ... 223 ... Apr. 7, 1988 in Kajaani FIN ... (#41) ... Signed as a free agent, May 21, 2015

KENNEDY, Forbes ... Center ... 5'8" ... 150 ... Aug. 18, 1935 in Dorchester NB ... (#14) ... Acquired from Detroit for Andre Pronovost, Dec. 3, 1962 ... Claimed by Philadelphia in NHL Expansion Draft, June 6, 1967

KENNEDY, Sheldon ... Right Wing ... 5'10" ... 180 ... June 15, 1969 in Elkhorn MAN ... (#33) ... Signed as a free agent, July 17, 1996

KESSEL, Phil ... Center ... 6'0" ... 192 ... Oct. 2, 1987 in Madison WI ... (#81) ... First pick, fifth overall, in the 2006 NHL Entry Draft ... Traded to Toronto for 2010 first (Tyler Seguin) and second (Jared Knight) and 2011 first (Dougie Hamilton) round draft picks, Sept. 18, 2009

KHOHLACHEV, Alexander ... Center ... 5'11" ... 184 ... Sept. 9, 1993 in Moscow RUS ... (#76) ... Second pick, 40th overall, in the 2011 NHL Entry Draft

KHRISTICH, Dmitri ... Left Wing ... 6'2" ... 195 ... July 23, 1969 in Kiev UKR ... (#12) ... Acquired from Los Angeles with Byron Dafeo for Jozef Stumpel, Sandy Moger and 1998 fourth round draft pick (Pierre Dagenais), Aug. 29, 1997 ... Team exercised 'walk-away' option on arbitration award, Aug. 17, 1999

KHUDBOIN, Anton ... Goal ... 5'11" ... 203 ... May 7, 1986 in Ust-Kamenogorsk KAZ ... (#35) ... Acquired from Minnesota for Jeff Penner and Mikko Lehtonen, Feb. 28, 2011 ... Signed as a free agent, July 1, 2016

KIMBLE, Darin ... Right Wing ... 6'2" ... 210 ... Nov. 22, 1968 in Lucky Lake SASK ... (#29) ... Acquired from Tampa Bay with future considerations for Ken D. Hodge and Matt Hervey, Sept. 4, 1992

KLEIN, Jim Lloyd ... Left Wing ... 6'0" ... 185 ... Jan. 13, 1910 in Saskatoon SASK ... (#7) ... Traded to NY Americans for Tommy Filmore, Feb. 12, 1933

KLUKAY, Joe ... Left Wing ... 6'0" ... 182 ... Nov. 6, 1922 in Sault Ste. Marie ONT ... (#22) ... Acquired from Toronto for cash, Sept. 16, 1952 ... Traded to Toronto for Leo Boivin, Nov. 9, 1954

KLUZAK, Gord ... Defense ... 6'4" ... 220 ... Mar. 4, 1964 in Climax SASK ... (#6) ... First pick, first overall, in the 1982 NHL Entry Draft ... Retired due to injury, Nov. 12, 1990

KNIBBS, Bill ... Center ... 6'1" ... 180 ... Jan. 24, 1942 in Toronto ONT ... (#22) ... Claimed off waivers by NY Rangers, June 8, 1965

KNIPSCHER, Fred ... Center ... 5'11" ... 185 ... Sept. 3, 1969 in Fort Wayne IN ... (#43; #48) ... Signed as a free agent, Apr. 30, 1993 ... Traded to St. Louis for Rick Zombo, Oct. 2, 1995

KNUBLE, Mike ... Right Wing ... 6'3" ... 224 ... July 4, 1972 in Toronto ONT ... (#26) ... Acquired from NY Rangers for Rob DiMaio, Mar. 10, 2000

1999-00-2003-04

ALL-TIME ROSTER

KOBASEW, Chuck ... Right Wing ... 6'0" ... 193 ... Apr. 17, 1982 in Vancouver BC ... [#12] ... Acquired from Calgary with Andrew Ference for Brad Stuart, Wayne Primeau and Washington's 2008 fourth round draft pick (T.J. Brodie), Feb. 10, 2007 ... Traded to Minnesota for Craig Weller, Alexander Fallstrom and 2011 second round draft pick (Alexander Khokhlachev), Oct. 18, 2009

2006-07-2009-10 158 44 40 84 112 11 3 3 6 14
KOLARIK, Pavel ... Defense ... 6'1" ... 207 ... Oct. 24, 1972 in Vyskov CZE REP ... [#72] ... Eleventh pick (ninth round), 268th overall, in the 2000 NHL Entry Draft

2000-01-2001-02 23 0 0 0 10 - - - - -

KOPAK, Russ ... Center ... 5'10" ... 158 ... Apr. 26, 1924 in Edmonton ALTA ... [#19]

1943-44 24 7 9 16 0 - - - - -

KOSTYNSKI, Doug ... Center ... 6'1" ... 170 ... Feb. 23, 1963 in Castlegar BC ... [#25; #34] ...

Ninth pick, 186th overall, in the 1982 NHL Entry Draft

1983-84-1984-85 15 3 1 4 4 - - - - -

KOVALENKO, Andrei ... Right Wing ... 5'10" ... 215 ... June 7, 1970 in Balakovo RUS ... [#51] ...

Signed as a free agent, July 25, 2000

2000-01 76 16 21 37 27 - - - - -

KRAFTCHECK, Steve ... Defense ... 5'11" ... 190 ... Mar. 3, 1929 in Tinturnt ONT ... [#18; #24]

... Acquired from Cleveland/AHL for cash, Apr. 17, 1950 ... Traded to Detroit for loan of Max Quackenbush, Dec. 5, 1950

1950-51 21 0 0 0 8 6 0 0 0 7

KRAKE, Phil "Skip" ... Center ... 5'11" ... 170 ... Oct. 14, 1943 in North Battleford SASK ... [#21]

... Traded to Los Angeles for 1970 first round draft pick (Reggie Leach), May 20, 1968

1963-64; 1965-66-1967-68 87 11 9 20 17 4 0 0 0 2

KREJCI, David ... Center ... 5'11" ... 188 ... Apr. 28, 1986 in Sternberk CZE REP ... [#46] ... First

pick (second round), 63rd overall, in the 2004 NHL Entry Draft

2006-07-2019-20 911 207 479 686 321 145 40 75 115 56

KRUG, Torey ... Defense ... 5'9" ... 180 ... Apr. 12, 1991 in Livonia MI ... [#47] ... Signed as a free

agent, Mar. 25, 2012

2011-12-2019-20 523 67 270 337 220 75 11 41 52 44

KRUSHELNYSKI, Mike ... Left Wing/Center ... 6'2" ... 200 ... Apr. 27, 1960 in Montreal GBC ...

... Seventh pick (sixth round), 120th overall, in the 1979 NHL Entry Draft ... Traded to

Edmonton for Ken Linseman, June 21, 1984

1981-82-1983-84 162 51 65 116 100 20 8 6 14 14

KRYZANOWSKI, Ed ... Defense ... 5'11" ... 175 ... Nov. 14, 1925 in Fort Francis ONT ... [#22] ...

Signed as a free agent, Oct. 8, 1948 ... Traded to Chicago for cash, Aug. 14, 1952 ... Acquired

from Chicago for cash, Oct. 31, 1952 ... Traded to Providence/AHL for cash, Nov. 8, 1952

1948-49-1951-52 232 15 22 37 65 18 0 1 1 4

KUHLMAN, Karson ... Right Wing ... 5'11" ... 187 ... Sept. 26, 1995 in Duluth MN ... Signed as a

free agent, Apr. 10, 2018

2018-19-2019-20 36 4 7 11 15 13 1 2 3 0

KULLMAN, Arnie ... Center ... 5'7" ... 170 ... Oct. 9, 1927 in Winnipeg MAN

1947-48; 1949-50 13 0 1 1 11 - - - - -

KULTANEN, Jarno ... Defense ... 6'2" ... 198 ... Jan. 8, 1973 in Luumaki FIN ... [#64] ... Eighth pick

(sixth round), 174th overall, in the 2000 NHL Entry Draft

2000-01-2002-03 102 2 11 13 59 - - - - -

KURALY, Sean ... Center ... 6'2" ... 212 ... Jan. 20, 1993 in Lewiston NY ... [#52] ... Acquired from

San Jose with 2016 first round draft pick (Trent Frederic) for Martin Jones, June 30, 2015

2016-17-2019-20 223 20 39 59 114 46 9 10 19 16

KURTENBACH, Orland ... Center ... 6'2" ... 180 ... Sept. 7, 1936 in Cudworth SASK ... [#7; #14]

... Claimed from NY Rangers in Intra-League Draft, June 13, 1961 ... Traded to San Francisco/

WHL with Ed Panagabko and future considerations (Gerry Ouellette, July 7, 1963) for Larry

McNabb and cash, July 26, 1962 ... Acquired from San Francisco/WHL for cash, Oct., 1963 ...

Traded to Toronto with Pat Stapleton and Andy Heberton for Ron Stewart, June 8, 1965

1961-62; 1963-64-1964-65 142 18 45 63 188 - - - - -

KUTLAK, Zdenek ... Defense ... 6'3" ... 207 ... Feb. 13, 1980 in Budejovice CZE REP ... [#39] ...

Tenth pick (eighth round), 237th overall, in the 2000 NHL Entry Draft

2000-01; 2003-04 16 1 2 3 4 - - - - -

KVARTALNOV, Dmitri ... Left Wing ... 5'11" ... 180 ... Mar. 25, 1966 in Voskresensk USSR ...

... First pick, 16th overall, in the 1992 NHL Entry Draft

1992-93-1993-94 112 42 49 91 26 4 0 0 0 0

KYLE, Gus ... Defense ... 6'1" ... 202 ... Sept. 11, 1923 in Dysart SASK ... [#6] ... Acquired from NY

Rangers with Pentti Lund and cash for Paul Ronty, Sept. 20, 1951

1951-52 69 1 12 13 127 2 0 0 0 4

- L -



LAAKSONEN, Antti ... Left Wing ... 6'0" ... 180 ... Oct. 3, 1973 in Tammela FIN ... [#57] ... Tenth

pick (eighth round), 191st overall, in the 1997 NHL Entry Draft

1998-99-1999-00 38 7 5 12 4 - - - - -

LABINE, Leo ... Right Wing ... 5'10" ... 170 ... July 22, 1931 in Haileybury ONT ... [#16] ... Traded

to Detroit with Vic Stasiuk for Gary Aldcorn, Murray Oliver and Tom P. McCarthy, Jan. 23, 1961

1951-52-1960-61 571 123 180 303 670 49 9 9 18 98

LABRIE, Guy ... Defense ... 6'0" ... 185 ... Aug. 11, 1920 in St. Charles Bellechase GBC ... Traded

to NY Rangers for cash, Nov. 27, 1944

1943-44 15 2 7 9 2 - - - - -

LACHER, Blaine ... Goal ... 6'1" ... 205 ... Sept. 5, 1970 in Medicine Hat ALTA ... [#31] ... Signed as

a free agent, May 19, 1994

1994-95-1995-96 47 - 1 1 8 5 - 0 0 0

LaCOUTURE, Dan ... Left Wing ... 6'2" ... 210 ... Apr. 18, 1977 in Hyannis MA ... [#28] ... Signed

as a free agent, Nov. 22, 2005

2005-06 55 2 2 4 53 - - - - -

LACROIX, Daniel ... Left Wing ... 6'2" ... 205 ... Mar. 11, 1969 in Montreal GBC ... [#40] ...

Acquired from NY Rangers for Glen Featherstone, Aug. 19, 1994 ... Claimed off waivers by NY

Rangers, Mar. 23, 1995

1994-95 23 1 0 1 38 - - - - -

LALONDE, Bobby ... Center ... 5'5" ... 155 ... Mar. 27, 1951 in Montreal GBC ... [#19] ... Acquired

from Atlanta for future considerations, Oct. 23, 1979

1979-80-1980-81 133 14 37 51 59 7 2 2 4 4

LAMB, Joe ... Right Wing ... 5'10" ... 170 ... June 18, 1906 in Sussex NB ... [#10] ... Acquired

from Ottawa with cash for Cooney Weiland, July 25, 1932 ... Traded to Montreal for Johnny

Gagnon, Oct. 2, 1934 ... Acquired from Montreal for cash, Dec. 4, 1934 ... Traded to St. Louis for

Max Kaminsky and Des Roche, Dec. 4, 1934

1932-33-1933-34 90 21 23 44 115 5 0 1 1 6

LANE, Myles ... Defense ... 6'0" ... 180 ... Oct. 2, 1905 in Melrose MA ... [#4; #15] ... Acquired

from NY Rangers for cash, Jan. 21, 1929

1928-29-1929-30; 1933-34 47 3 1 4 21 11 0 0 0 0

LANG, Robert ... Center ... 6'2" ... 200 ... Dec. 19, 1970 in Teplice CZE ... [#45] ... Claimed from

Pittsburgh in Waiver Draft, Sept. 28, 1997 ... Claimed off waivers by Pittsburgh, Oct. 25, 1997

1997-98 3 0 0 0 2 - - - - -

LANGDON, Steve ... Left Wing ... 5'11" ... 175 ... Dec. 23, 1953 in Toronto ONT ... [#16; #23;

#27; #28; #32] ... Fifth pick (fourth round), 63rd overall, in the 1973 NHL Amateur Draft

1974-75-1975-76; 1977-78 7 0 1 1 2 4 0 0 0 0

LANGFELD, Josh ... Left Wing ... 6'3" ... 215 ... July 17, 1977 in Fridley MN ... [#23] ... Claimed off

waivers from San Jose, Jan. 31, 2006

2005-06 18 0 1 1 10 - - - - -

LANGLOIS, Al ... Defense ... 6'0" ... 205 ... Nov. 6, 1934 in Magog GBC ... [#4] ... Acquired from

Detroit with Ron Harris, Parker MacDonald and Bob Dillabough for Ab McDonald, Bob McCord

and Ken Stephanson, May 31, 1965

1965-66 65 4 10 14 54 - - - - -

LAPOINTE, Guy ... Defense ... 6'0" ... 205 ... Mar. 18, 1948 in Montreal GBC ... [#5; #27] ...

Signed as a free agent, Aug. 15, 1983

1983-84 45 2 16 18 34 - - - - -

LAPOINTE, Martin ... Left Wing ... 5'11" ... 216 ... Sept. 12, 1973 in Ville Ste. Pierre GBC ... [#20]

... Signed as a free agent, July 2, 2001

2001-02-2003-04 205 40 43 83 255 18 2 2 4 40

LARMAN, Drew ... Center ... 6'3" ... 195 ... May 15, 1985 in Buffalo NY ... [#43] ... Signed as a

free agent, July 13, 2009

2009-10 4 0 0 0 0 - - - - -

LAROSE, Charles "Bonner" ... Left Wing ... 5'8" ... 170 ... Feb. 14, 1901 in Ottawa ONT ... [#6;

#13] ... Signed as a free agent, Feb. 19, 1926 ... Traded to New Haven/Can-Am for Reg McLl-

wain, Jan. 31, 1927

1925-26 6 0 0 0 0 - - - - -

LAROSE, Guy ... Center ... 5'9" ... 180 ... Aug. 31, 1967 in Hull GBC ... [#41] ... Signed as a free

agent, July 6, 1994

1994-95 - - - - - 4 0 0 0 0

LARSON, Reed ... Defense ... 6'0" ... 195 ... July 30, 1956 in Minneapolis MN ... [#28] ... Acquired

from Detroit for Mike O'Connell, Mar. 10, 1986

1985-86-1987-88 141 25 52 77 196 15 1 3 4 14

LASHOFF, Matt ... Defense ... 6'2" ... 205 ... Sept. 29, 1986 in East Greenbush NY ... [#49] ...

First pick, 22nd overall, in the 2005 NHL Entry Draft ... Traded to Tampa Bay with Martins Kar-

sums for Mark Recchi and 2010 second round draft pick (Alexander Petrovic), Mar. 4, 2009

2006-07-2008-09 46 1 7 8 22 - - - - -

LAUDER, Martin ... Defense/Center ... 5'6" ... 165 ... Jan. 26, 1907 in Durham ONT ... Signed as

a free agent, Oct. 2, 1927

1927-28 3 0 0 0 2 - - - - -

LAUZON, Jeremy ... Defense ... 6'2" ... 196 ... Apr. 28, 1997 in Val d'Or GBC ... [#79] ... Sixth pick

(second round), 52nd overall, in the 2015 NHL Entry Draft

2018-19 35 2 1 3 31 6 0 0 0 18

LAVOIE, Dominic ... Defense ... 6'2" ... 205 ... Nov. 21, 1967 in Montreal GBC ... [#37] ... Claimed

off waivers from Ottawa, Nov. 20, 1992

1992-93 2 0 0 0 2 - - - - -

LAWTON, Brian ... Left Wing ... 6'0" ... 180 ... June 29, 1965 in New Brunswick NJ ... [#29] ...

Signed as a free agent, Feb. 7, 1990

1989-90 8 0 0 0 14 - - - - -

LAYCOE, Hal ... Defense ... 6'2" ... 185 ... June 23, 1922 in Sutherland SASK ... [#10] ... Acquired

from Montreal for Ross Lowe, Feb. 14, 1951

1950-51-1955-56 326 20 52 72 178 31 2 4 6 26

LAZARO, Jeff ... Left Wing ... 5'10" ... 180 ... Mar. 21, 1968 in Waltham MA ... [#14] ... Signed as

a free agent, Sept. 26, 1990 ... Claimed by Ottawa in NHL Expansion Draft, June 18, 1992

1990-91-1991-92 76 8 19 27 98 28 3 3 6 32

LEACH, Jay ... Defense ... 6'4" ... 220 ... Sept. 2, 1979 in Syracuse NY ... [#48] ... Signed as a free

agent, Sept. 26, 2003

2005-06 2 0 0 0 7 - - - - -

LEACH, Larry ... Center ... 6'2" ... 175 ... June 18, 1936 in Lloydminster SASK ... [#24] ... Traded

to Portland/WHL for cash, May, 1964

1958-59-1959-60; 1961-62 126 13 29 42 91 7 1 1 2 8

LEACH, Reg ... Right Wing ... 6'0" ... 180 ... Apr. 23, 1950 in Riverton MAN ... [#27] ... First pick,

third overall, in the 1970 NHL Amateur Draft ... Traded to California with Rick Smith and Bob

Stewart for Carol Vadnais and Don O'Donoghue, Feb. 23, 1972

1970-71-1971-72 79 9 17 26 12 3 0 0 0 0

LEACH, Steve ... Right Wing ... 5'11" ... 197 ... Jan. 16, 1966 in Cambridge MA ... [#27] ...

Acquired from Washington for Randy Burridge, June 21, 1991 ... Traded to St. Louis for Kevin

Sawyer and Steve Staios, Mar. 8, 1996

1991-92-1995-96 293 76 83 159 501 24 5 2 7 14

LEAHY, Pat ... Right Wing ... 6'3" ... 200 ... June 9, 1979 in Boston MA ... [#55; #83] ... Signed as

a free agent, July 28, 2003

2003-04-2005-06 49 4 4 8 19 - - - - -

LEDUC, Richie ... Center ... 5'11" ... 170 ... Aug. 24, 1951 in Ile Perrot GBC ... [#18] ... Acquired

from California with Chris Oddleifson for Ivan Boldirev, Nov. 17, 1971 ... Signed with WHA in

1974 off-season

1972-73-1973-74 33 4 4 8 14 5 0 0 0 9

ALL-TIME ROSTER

LEDYARD, Grant ... Defense ... 6'2" ... 195 ... Nov. 19, 1961 in Winnipeg MAN ... (#36) ... Acquired from Vancouver for 1998 eighth round draft pick (Curtis Valentine), Mar. 3, 1998 1997-98-1998-99 69 6 15 21 39 8 0 0 0 4	
LEETCH, Brian ... Defense ... 6'0" ... 185 ... Mar. 3, 1968 in Corpus Christi TX ... (#22) ... Signed as a free agent, Aug. 3, 2005 2005-06 61 5 27 32 36 - - - - -	
LEFEBVRE, Guillaume ... Left Wing ... 6'1" ... 195 ... May 7, 1991 in Amos QBC ... (#92) ... Signed as a free agent, Sept. 26, 2009 2009-10 1 0 0 0 0 - - - - -	
LEHMANN, Tommy ... Center ... 6'1" ... 185 ... Feb. 3, 1964 in Stockholm SWE ... (#20) ... Eleventh pick, 228th overall, in the 1982 NHL Entry Draft ... Traded to Edmonton for 1989 third round draft pick (Wes Walz), June 17, 1989 1987-88-1988-89 35 5 5 10 16 - - - - -	
LEHTONEN, Mikko ... Right Wing ... 6'5" ... 203 ... Apr. 1, 1987 in Espoo FIN ... (#68) ... Third pick, 83rd overall, in the 2005 NHL Entry Draft ... Traded to Minnesota with Jeff Penner for Anton Khudobin, Feb. 28, 2011 2008-09-2009-10 2 0 0 0 0 - - - - -	
LEITER, Bob ... Center ... 5'9" ... 175 ... Mar. 22, 1941 in Winnipeg MAN ... (#24; #21) ... Traded to Pittsburgh for cash, May, 1971 1962-63-1965-66; 1968-69 135 20 28 48 85 - - - - -	
LEMAY, Moe ... Left Wing ... 5'11" ... 185 ... Feb. 18, 1962 in Saskatoon SASK ... (#36; #37) ... Acquired from Edmonton for Alan May, Mar. 8, 1988 ... Traded to Winnipeg for Ray Neufeld, Dec. 30, 1988 1987-88-1988-89 14 0 0 0 23 15 4 2 6 32	
LEMELIN, Reggie ... Goal ... 5'11" ... 170 ... Nov. 19, 1954 in Quebec City QBC ... (#1) ... Signed as a free agent, Aug. 13, 1987 ... Retired as a player, Jan. 11, 1993 1987-88-1992-93 183 - 2 2 56 28 - 1 1 4	
LESUK, Bill ... Left Wing ... 5'9" ... 187 ... Nov. 1, 1946 in Moose Jaw SASK ... (#22) ... Acquired from Detroit with Gary Doak, Ron Murphy and future considerations (Steve Atkinson, June 6, 1966) for Leo Boivin and Dean Prentice, Feb. 16, 1966 ... Claimed by Philadelphia in Intra-League Draft, June 9, 1970 1968-69-1969-70 8 0 1 1 0 3 0 0 0 0	
LESWICK, Pete ... Center/Right Wing ... 5'7" ... 163 ... July 12, 1918 in Saskatoon SASK ... Signed as a free agent, Oct. 12, 1944 ... Traded to Detroit for Bill Jennings, Oct. 30, 1944 1944-45 2 0 0 0 0 - - - - -	
LEVEILLE, Normand ... Left Wing ... 5'10" ... 175 ... Jan. 10, 1963 in Montreal QBC ... (#19) ... First pick, 14th overall, in the 1981 NHL Entry Draft ... Suffered career-ending cerebral hemorrhage, Oct. 23, 1982 1981-82-1982-83 75 17 25 42 49 - - - - -	
LILES, John-Michael ... Defense ... 5'10" ... 185 ... Nov. 25, 1980 in Indianapolis IN ... (#26) ... Acquired from Carolina for Anthony Camara and 2016 third (Jack Lafontaine) and 2017 fifth (Jonathan Dugan) round draft picks, Feb. 29, 2016 2015-16-2016-17 53 0 11 11 6 6 0 2 2 0	
LINDBLAD, Matt ... Left Wing ... 5'11" ... 193 ... Mar. 23, 1990 in Evanston IL ... (#52) ... Signed as a free agent, Apr. 5, 2013 2013-14-2014-15 4 0 0 0 0 - - - - -	
LINDHOLM, Par ... Center ... 6'0" ... 183 ... Oct. 5, 1991 in Kusmark SWE ... (#26) ... Signed as a free agent, July 1, 2019 2019-20 40 3 3 6 4 6 0 0 0 2	
LINSEMAN, Ken ... Center ... 5'11" ... 180 ... Aug. 11, 1958 in Kingston ONT ... (#13) ... Acquired from Edmonton for Mike Krushelnyski, June 21, 1984 ... Traded to Philadelphia for Dave Poulin, Jan. 16, 1990 1984-85-1989-90 389 125 247 373 744 35 16 22 38 103	
LOCKHART, Howard ... Goal ... 5'8" ... 180 ... 1895 in North Bay ONT ... (#1) ... Acquired from Toronto for cash, Dec. 24, 1924 1924-25 2 - 0 0 0 - - - - -	
LONSBERRY, Ross ... Left Wing ... 5'11" ... 195 ... Feb. 7, 1947 in Humboldt SASK ... (#29) ... Traded to Los Angeles with Eddie Shack for Ken Turlik and 1971 (Ron Jones) and 1973 (Andre Savard) first round draft picks, May 14, 1969 1966-67-1968-69 33 2 3 5 16 - - - - -	
LORENTZ, Jim ... Center/Right Wing ... 6'0" ... 190 ... May 1, 1947 in Waterloo ONT ... (#22) ... Traded to St. Louis for 1970 first round draft pick (Ron Plumb), May 26, 1970 1968-69-1969-70 79 8 19 27 38 11 1 0 1 4	
LOWE, Ross ... Defense/Left Wing ... 6'2" ... 180 ... Sept. 21, 1928 in Oshawa ONT ... Traded to Montreal for Hal Laycoe, Feb. 14, 1951 1949-50-1950-51 46 5 3 8 40 - - - - -	
LUCIC, Milan ... Left Wing ... 6'3" ... 228 ... June 7, 1988 in Vancouver BC ... (#62; #17) ... Third pick (second round), 50th overall, in the 2006 NHL Entry Draft ... Traded to Los Angeles for 2015 first round draft pick (Jakub Zboril), Colin Miller and Martin Jones, June 26, 2015 2007-08-2014-15 566 139 203 342 772 96 26 35 61 155	
LUKOWICH, Morris ... Left Wing ... 5'9" ... 170 ... June 1, 1956 in Speers SASK ... (#12) ... Acquired from Winnipeg for Jim Nill, Feb. 4, 1985 ... Claimed off waivers by Los Angeles, Nov. 15, 1985 1984-85-1985-86 36 6 12 18 31 1 0 0 0 0	
LUMLEY, Harry ... Goal ... 6'0" ... 195 ... Nov. 11, 1926 in Owen Sound ONT ... (#1) ... Acquired from Chicago for cash, Jan., 1958 1957-58-1959-60 77 - 0 0 14 8 - 0 0 0	
LUND, Pentti ... Right Wing ... 6'0" ... 185 ... Dec. 6, 1925 in Helsinki FIN ... (#19) ... Traded to NY Rangers with Ray Manson as future considerations portion of Feb. 6, 1948 Grant Warwick trade, June, 1948 ... Acquired from NY Rangers with Gus Kyle and cash for Paul Ronty, Sept. 20, 1951 ... Traded to Victoria/WHL with Sam Bettio for cash, July 1, 1953 1946-47-1947-48; 1951-52-1952-53 77 8 14 22 2 7 1 0 1 0	
LYNN, Vic ... Left Wing/Defense ... 5'10" ... 175 ... Jan. 26, 1925 in Saskatoon SASK ... (#6) ... Acquired from Toronto with Bill Ezinicki for Ferny Flaman, Leo Boivin, Ken Smith and Phil Maloney, Nov. 16, 1950 ... Traded to Cleveland/AHL with Ken Davies for Joe Lund and Jean-Paul Gladu, Dec. 10, 1951 1950-51-1951-52 68 16 8 24 73 5 0 0 0 2	
LYONS, Ron ... Left Wing ... 5'11" ... 170 ... Feb. 15, 1909 in Portage la Prairie MAN ... (#16) ... Acquired from Portland/PCHL for cash, Apr. 17, 1930 ... Traded to Philadelphia with Bill Hutton for Hal Darragh, Dec. 8, 1930 ... Acquired from Philadelphia for cash, Feb., 1931 1930-31 14 0 0 0 12 5 0 0 0 0	

- M -



MacDERMID, Lane ... Left Wing ... 6'3" ... 205 ... Aug. 25, 1989 in Hartford CT ... (#64) ... Third pick (fourth round), 112th overall, in the 2009 NHL Entry Draft ... Traded to Dallas with Cody Payne and 2013 first round draft pick (Jason Dickinson) for Jaromir Jagr, Apr. 3, 2013 2011-12-2012-13 8 0 0 0 15 - - - - -	
MacDONALD, Craig ... Center ... 6'2" ... 200 ... Apr. 7, 1977 in Antigonish NS ... (#33) ... Claimed off waivers from Florida, Jan. 20, 2004 2003-04 18 0 3 3 8 1 0 0 0 0	
MacDONALD, Joey ... Goal ... 5'10" ... 196 ... Feb. 7, 1980 in Pictou NS ... (#31) ... Claimed off waivers from Detroit, Feb. 24, 2007 2006-07 7 - 0 0 0 - - - - -	
MacDONALD, Parker ... Center ... 5'11" ... 160 ... June 14, 1933 in Sydney NS ... (#21) ... Acquired from Detroit with Al Langlois, Ron Harris and Bob Dillabough for Ab McDonald, Bob McCord and Ken Stephanson, May 31, 1965 ... Traded to Detroit for Pit Martin, Dec. 30, 1965 1965-66 29 6 4 10 6 - - - - -	
MACKAY, Mickey ... Center ... 5'9" ... 162 ... May 25, 1894 in Chelsey ONT ... (#5; #12) ... Acquired from Pittsburgh with cash for Frank Fredrickson, Dec. 21, 1928 1928-29-1929-30 65 12 7 19 31 9 0 0 0 6	
MACKELL, Fleming ... Center ... 5'7" ... 156 ... Apr. 30, 1929 in Montreal QBC ... (#8) ... Acquired from Toronto for Jim Morrison, Jan. 9, 1952 1951-52-1959-60 514 127 185 312 477 53 17 33 50 49	
MacTAVISH, Craig ... Center ... 6'1" ... 195 ... Aug. 15, 1958 in London ONT ... (#32; #27; #14) ... Seventh pick (ninth round), 153rd overall, in the 1978 NHL Amateur Draft 1979-80-1983-84 217 44 66 110 74 28 5 4 9 25	
MAKELA, Mikko ... Left Wing ... 6'1" ... 194 ... Feb. 28, 1965 in Tampere FIN ... (#42) ... Signed as a free agent, May 25, 1994 1994-95 11 1 2 3 0 - - - - -	
MALKOC, Dean ... Defense ... 6'3" ... 215 ... Jan. 26, 1970 in Vancouver BC ... (#29; #44) ... Claimed from Vancouver in Waiver Draft, Sept. 30, 1996 1996-97-1997-98 73 1 0 1 156 - - - - -	
MALLETTE, Troy ... Left Wing ... 6'2" ... 210 ... Feb. 25, 1970 in Sudbury ONT ... (#29) ... Signed as a free agent, July 17, 1996 1996-97 68 6 8 14 155 - - - - -	
MALONEY, Phil ... Center ... 5'8" ... 165 ... Oct. 6, 1927 in Ottawa ONT ... Signed as a free agent, Oct. 5, 1948 ... Traded to Toronto with Ferny Flaman, Ken Smith and Leo Boivin for Bill Ezinicki and Vic Lynn, Nov. 16, 1950 1949-50-1950-51 83 17 31 48 8 - - - - -	
MALUTA, Ray ... Defense ... 5'8" ... 173 ... July 24, 1954 in Flin Flon MAN ... (#23; #27; #28) ... Eighth pick (seventh round), 126th overall, in the 1974 NHL Amateur Draft 1975-76-1976-77 25 2 3 5 6 2 0 0 0 0	
MANLOW, Eric ... Center ... 6'0" ... 190 ... Apr. 7, 1975 in Belleville ONT ... (#57) ... Signed as a free agent, July 11, 2000 2000-01-2001-02 11 0 1 1 2 - - - - -	
MANN, Cameron ... Right Wing ... 6'0" ... 194 ... Apr. 20, 1977 in Thompson MAN ... (#10) ... Fifth pick (fourth round), 99th overall, in the 1995 NHL Entry Draft ... Traded to Dallas for Ric Jackman, June 23, 2001 1997-98-2000-01 89 14 10 24 40 1 0 0 0 0	
MANSON, Ray ... Left Wing ... 5'11" ... 180 ... Dec. 3, 1926 in St. Boniface MAN ... Traded to NY Rangers with Pentti Lund as future considerations portion of Feb. 6, 1948 Grant Warwick trade, June, 1948 1947-48 1 0 0 0 0 - - - - -	
MANTHA, Sylvio ... Defense ... 5'10" ... 178 ... Apr. 14, 1902 in Montreal QBC ... Signed as a free agent, Feb. 11, 1937 1936-37 4 0 0 0 2 - - - - -	
MARA, Paul ... Defense ... 6'4" ... 219 ... Sept. 7, 1979 in Ridgewood NJ ... (#23) ... Acquired from Phoenix with conditional 2008 draft pick for Nick Boynton and 2007 fourth round draft pick (Matt Frattin), June 26, 2006 ... Traded to NY Rangers for Aaron Ward, Feb. 27, 2007 2006-07 59 3 15 18 95 - - - - -	
MARCHAND, Brad ... Center ... 5'9" ... 187 ... May 11, 1988 in Halifax NS ... (#63) ... Fourth pick (third round), 71st overall, in the 2006 NHL Entry Draft 2009-10-2019-20 751 290 356 646 756 121 37 58 95 119	
MARCOTTE, Don ... Left Wing ... 5'11" ... 183 ... Apr. 15, 1947 in Arthabaska QBC ... (#21; #29) 1965-66; 1968-69-1981-82 868 230 254 484 317 132 34 27 61 81	
MARIO, Frank ... Center ... 5'8" ... 170 ... Feb. 25, 1921 in Esterhazy SASK ... (#9) ... Signed as a free agent, Oct. 21, 1941 1941-42; 1944-45 53 9 19 28 24 - - - - -	
MARKWART, Nevin ... Left Wing ... 5'10" ... 180 ... Dec. 9, 1964 in Toronto ONT ... (#17) ... First pick, 17th overall, in the 1983 NHL Entry Draft ... Claimed off waivers by Calgary, Feb. 14, 1992 1983-84-1987-88; 1989-90-1991-92 299 39 67 106 769 19 1 0 1 33	
MARQUIS, Daniel ... Right Wing ... 6'0" ... 190 ... Oct. 3, 1968 in Montreal QBC ... (#33) ... Acquired from NY Islanders for 1994 eighth round draft pick (Peter Hogardh), Mar. 18, 1993 1993-94 22 7 3 10 18 11 0 1 1 16	
MAROTTE, Gilles ... Defense ... 5'9" ... 205 ... June 7, 1945 in Montreal QBC ... (#10) ... Traded to Chicago with Jack Norris and Pit Martin for Phil Esposito, Ken Hodge and Fred Stanfield, May 15, 1967 1965-66-1966-67 118 10 25 35 166 - - - - -	
MARQUESS, Mark ... Right Wing ... 5'8" ... 160 ... Mar. 26, 1924 in Bassano ALTA ... (#19) 1946-47 27 5 4 9 6 4 0 0 0 0	
MARTIN, Clare ... Defense ... 5'11" ... 180 ... Feb. 25, 1922 in Waterloo ONT ... (#16; #19; #21) ... Traded to Detroit with Pete Babando, Lloyd Durham and Jimmy Peters for Bill Quackenbush and Pete Horeck, Aug. 16, 1949 1941-42; 1946-47-1947-48 78 8 14 22 38 15 0 1 1 6	

ALL-TIME ROSTER


MARTIN, Frank ... Defense ... 6'2" ... 190 ... May 1, 1933 in Cayuga ONT ... (#21) ... Traded to Chicago for Murray Costello, Oct. 4, 1954														
1952-53-1953-54	82	3	19	22	44	10	0	2	2	2				
MARTIN, Hubert "Pit" ... Center ... 5'9" ... 170 ... Dec. 9, 1943 in Noranda QBC ... Acquired from Detroit for Parker MacDonald, Dec. 30, 1965 ... Traded to Chicago with Jack Norris and Gilles Marotte for Phil Esposito, Ken Hodge and Fred Stanfield, May 15, 1967														
1965-66-1966-67	111	36	33	69	50	-	-	-	-	-				
MATHIEU, Marquis ... Center ... 5'11" ... 190 ... May 31, 1973 in Hartford CT ... (#61) ... Signed as a free agent, Oct. 27, 1998														
1998-99-2000-01	16	0	2	2	14	-	-	-	-	-				
MATTE, Joe ... Defense ... 5'11" ... 165 ... Mar. 6, 1893 in Bourget ONT ... (#8; #14) ... Signed as a free agent, Dec. 5, 1925 ... Claimed off waivers by Montreal, Jan. 15, 1926														
1925-26	4	0	0	0	0	-	-	-	-	-				
MAXNER, Wayne ... Left Wing ... 5'11" ... 180 ... Sept. 27, 1942 in Halifax NS ... (#12; #27) ... Traded to Hershey/AHL for cash, June, 1968														
1964-65-1965-66	61	8	9	17	48	-	-	-	-	-				
MAY, Alan ... Right Wing ... 6'1" ... 200 ... Jan. 14, 1965 in Swan Hills ALTA ... (#40) ... Signed as a free agent, Oct. 30, 1987 ... Traded to Edmonton for Moe Lemay, Mar. 8, 1988														
1987-88	3	0	0	0	15	-	-	-	-	-				
McATEE, Norm ... Center ... 5'8" ... 165 ... June 28, 1921 in Stratford ONT ... (#18) ... Acquired from Chicago for Bill Jennings, Feb. 5, 1946														
1946-47	13	0	1	1	0	-	-	-	-	-				
McAVOY, Charlie ... Defense ... 6'1" ... 208 ... Dec. 21, 1997 in Long Beach NY ... (#73) ... First pick, 14th overall, in the 2016 NHL Entry Draft														
2016-17-2019-20	184	19	73	92	137	54	4	16	20	46				
McCARTHY, Sandy ... Right Wing ... 6'3" ... 222 ... June 15, 1972 in Toronto ONT ... (#10) ... Signed as a free agent, Aug. 12, 2003 ... Claimed off waivers by NY Rangers, Mar. 9, 2004														
2003-04	37	3	1	4	28	-	-	-	-	-				
McCARTHY, Tom J. ... Left Wing ... 6'2" ... 200 ... July 31, 1960 in Toronto ONT ... (#19) ... Acquired from Minnesota for 1986 third round (Rob Zettler) and 1987 second round (Scott McGrady) draft picks, May 16, 1986														
1986-87-1987-88	75	32	34	66	37	17	4	5	9	22				
McCARTHY, Tom P. ... Left Wing ... 6'1" ... 191 ... Sept. 15, 1934 in Toronto ONT ... Acquired from Detroit with Murray Oliver and Gary Aldcorn for Vic Stasiuk and Leo Labine, Jan. 23, 1961 ... Traded to Toronto for cash, Aug., 1964														
1960-61	24	4	5	9	0	-	-	-	-	-				
McCLEARY, Trent ... Right Wing ... 6'0" ... 180 ... Sept. 8, 1972 in Swift Current SASK ... (#25) ... Acquired from Ottawa with 1995 third round draft pick (Eric Naud) for Shawn McEachern, June 22, 1996														
1996-97	59	3	5	8	33	-	-	-	-	-				
McCORD, Bob ... Defense ... 6'1" ... 202 ... Mar. 30, 1934 in Matheson ONT ... (#4) ... Acquired from Springfield/AHL for Bruce Gamble, Dale Rolfe, Terry Gray and Randy Miller, June, 1963 ... Traded to Detroit with Ab McDonald and Ken Stephanson for Al Langlois, Ron Harris, Parker MacDonald and Bob Dillabough, May 31, 1965														
1963-64-1964-65	108	1	15	16	70	-	-	-	-	-				
McCRIMMON, Brad ... Defense ... 5'11" ... 197 ... Mar. 29, 1959 in Dodsland SASK ... (#29) ... Second pick (first round), 15th overall, in the 1979 NHL Entry Draft ... Traded to Philadelphia for Pete Peeters, June 9, 1982														
1979-80-1981-82	228	17	37	54	325	15	1	2	3	32				
McDONALD, Alvin "Ab" ... Left Wing ... 6'3" ... 192 ... Feb. 18, 1936 in Winnipeg MAN ... (#21) ... Acquired from Chicago with Reggie Fleming for Doug Mohns, June 8, 1964 ... Traded to Detroit with Bob McCord and Ken Stephanson for Al Langlois, Ron Harris, Parker MacDonald and Bob Dillabough, May 31, 1965														
1964-65	60	9	9	18	6	-	-	-	-	-				
McEACHERN, Shawn ... Left Wing ... 5'11" ... 200 ... Feb. 28, 1969 in Waltham MA ... (#14; #17) ... Acquired from Pittsburgh with Kevin Stevens for Bryan Smolinski, Glen Murray and 1996 third round draft pick (Boyd Kane), Aug. 2, 1995 ... Traded to Ottawa for Trent McCleary and 1996 third round draft pick (Eric Naud), June 22, 1996 ... Signed as a free agent, Aug. 2, 2005														
1995-96; 2005-06	110	26	35	61	56	5	2	1	3	8				
McGILL, Jack ... Center ... 6'1" ... 180 ... Sept. 19, 1921 in Edmonton ALTA ... (#11; #16; #18; #19) ... Traded to Montreal for Gerry Brown and Hal Jackson, June 30, 1948														
1941-42;														
1944-45; 1946-47	98	23	36	59	42	27	7	4	11	17				
McGILLIS, Dan ... Defense ... 6'2" ... 230 ... July 1, 1972 in Hawkesbury ONT ... (#6) ... Acquired from San Jose for 2003 second round draft pick (Ivan Baranka), Mar. 11, 2003														
2002-03-2003-04	90	5	24	29	75	12	3	0	3	4				
McINENLY, Bert ... Left Wing/Defense ... 5'9" ... 160 ... May 6, 1906 in Quebec City QBC ... (#4) ... Acquired from Ottawa for cash, Nov., 1933 ... Traded to Providence/AHL for cash, Oct. 7, 1936														
1933-34-1935-36	42	2	1	3	26	4	0	0	0	2				
McINNIS, Marty ... Right Wing ... 5'11" ... 184 ... June 2, 1970 in Hingham MA ... (#10) ... Acquired from Anaheim for 2002 third round draft pick (Brian Lee), Mar. 5, 2002														
2001-02-2002-03	96	11	13	24	46	11	1	1	2	2				
McINTYRE, Jack ... Defense ... 5'11" ... 170 ... Sept. 8, 1930 in Brussels ONT ... (#18) ... Signed as a free agent, Mar. 23, 1949 ... Traded to Chicago for cash, Jan. 21, 1954														
1949-50-1952-53	123	19	35	54	49	19	5	4	9	4				
McINTYRE, Zane ... Goal ... 6'2" ... 206 ... Aug. 20, 1992 in Grand Forks ND ... (#31) ... Sixth pick, 165th overall, in the 2010 NHL Entry Draft														
2016-17	8	-	0	0	0	-	-	-	-	-				
McKECHNIE, Walt ... Center ... 6'2" ... 195 ... June 19, 1947 in London ONT ... (#18) ... Acquired from NY Rangers for Derek Sanderson, June 12, 1974 ... Traded to Detroit with 1975 third round draft pick (Clarke Hamilton) for Hank Nowak and Earl Anderson, Feb. 18, 1975														
1974-75	53	3	3	6	8	-	-	-	-	-				
McKENNEY, Don ... Center ... 5'11" ... 160 ... Apr. 30, 1934 in Smith Falls ONT ... (#17) ... Traded to NY Rangers with Dick Meissner for Dean Prentice, Feb. 4, 1963														
1954-55-1962-63	592	195	267	462	183	34	13	20	33	10				
McKENZIE, John "Pie" ... Right Wing ... 5'9" ... 175 ... Dec. 12, 1937 in High River ALTA ... (#19) ... Acquired from NY Rangers for Reggie Fleming, Jan. 10, 1966 ... Signed with WHA in 1972 off-season														
1965-66-1971-72	454	169	227	396	710	50	15	30	45	119				
McKIM, Andrew ... Center ... 5'8" ... 175 ... July 6, 1970 in St. John NB ... (#45) ... Signed as a free agent, July 16, 1992														
1992-93-1993-94	36	1	4	5	4	-	-	-	-	-				

McLAREN, Kyle ... Defense ... 6'4" ... 225 ... June 18, 1977 in Humboldt SASK ... (#46; #18) ... First pick, ninth overall, in the 1995 NHL Entry Draft ... Traded to San Jose with 2004 fourth round draft pick (Torrey Mitchell) for Jeff Hackett and Jeff Jillson, Jan. 23, 2003														
1995-96-2001-02	417	34	90	124	370	27	1	3	4	48				
McLELLAN, Scott ... Right Wing ... 6'1" ... 175 ... Feb. 10, 1963 in Toronto ONT ... (#33) ... Third pick (fourth round), 77th overall, in the 1981 NHL Entry Draft														
1982-83	2	0	0	0	0	-	-	-	-	-				
McMAHON, Mike ... Defense ... 5'8" ... 215 ... Feb. 1, 1915 in Brockville ONT ... Loaned from Montreal as compensation for recall of Paul Bibeault, Jan. 8, 1946 ... Returned to Montreal, Jan. 17, 1946														
1945-46	2	0	0	0	2	-	-	-	-	-				
McMANUS, Sammy ... Left Wing ... 5'9" ... 160 ... Oct. 22, 1911 in Belfast IRE ... Acquired from Montreal with Roy Goldsworthy and cash for Babe Siebert and Roger Jenkins, Sept. 10, 1936														
1936-37	1	0	0	0	0	-	-	-	-	-				
McNAB, Peter ... Center ... 6'3" ... 210 ... May 8, 1952 in Vancouver BC ... (#8) ... Rights transferred from Buffalo as compensation for Sabres' signing of free agent Andre Savard, June 11, 1976 ... Traded to Vancouver for Jim Nill, Feb. 3, 1984														
1976-77-1983-84	595	263	324	587	111	79	38	36	74	16				
McQUAID, Adam ... Defense ... 6'5" ... 209 ... Oct. 12, 1986 in Charlottetown PEI ... (#54) ... Acquired from Columbus for 2007 fifth round draft pick (Jamie Benn), May 16, 2007 ... Traded to NY Rangers for Steven Kampfer, 2019 fourth (Antti Saarela) and seventh (Cade Webber) round draft picks, Sept. 11, 2018														
2009-10-2017-18	462	13	53	66	652	68	3	8	11	30				
McREAVY, Pat ... Center ... 5'11" ... 165 ... Jan. 16, 1918 in Owen Sound ONT ... (#12; #16) ... Traded to Detroit for Dutch Hiller and cash, Nov. 24, 1941														
1938-39-1941-42	22	0	2	2	4	11	2	2	4	5				
McSORLEY, Marty ... Defense ... 6'1" ... 235 ... May 18, 1963 in Hamilton ONT ... (#29) ... Signed as a free agent, Dec. 7, 1999														
1999-00	27	2	3	5	62	-	-	-	-	-				
MEEKING, Harry ... Left Wing ... 5'7" ... 160 ... Nov. 4, 1894 in Kitchener ONT ... (#8) ... Acquired from Detroit with Frank Fredrickson for Duke Keats and Archie Briden, Jan. 7, 1927 ... Traded to Detroit for Fred Gordon, May 22, 1927														
1926-27	26	1	0	1	4	7	0	0	0	0				
MEISSNER, Dick ... Right Wing ... 5'11" ... 200 ... Jan. 6, 1940 in Kindersley SASK ... (#22) ... Traded to NY Rangers with Don McKenney for Dean Prentice, Feb. 4, 1963														
1959-60-1961-62	135	8	10	18	37	-	-	-	-	-				
MELNYK, Larry ... Defense ... 6'0" ... 195 ... Feb. 21, 1960 in Saskatoon SASK ... (#33) ... Fifth pick (fourth round), 78th overall, in the 1979 NHL Entry Draft ... Traded to Edmonton for John Blum, Mar. 6, 1984														
1980-81-1982-83	75	0	12	12	123	22	0	3	3	49				
MESZAROS, Andrej ... Defense ... 6'2" ... 223 ... Oct. 3, 1985 in Povazska Bystrica SVK ... (#41) ... Acquired from Philadelphia for 2014 third round draft pick (), Mar. 5, 2014														
2013-14	14	2	3	5	6	4	0	2	2	2				
METROPOLIT, Glen ... Center ... 5'10" ... 193 ... June 25, 1974 in Toronto ONT ... (#13) ... Signed as a free agent, Oct. 3, 2007														
2007-08	82	11	22	33	36	7	1	0	1	4				
MICKOSKI, Nick ... Left Wing ... 6'1" ... 183 ... Dec. 7, 1927 in Winnipeg MAN ... (#12) ... Acquired from Detroit for Jim Morrison, Aug. 25, 1959														
1959-60	18	1	0	1	2	-	-	-	-	-				
MIDDLETON, Rick ... Right Wing ... 5'11" ... 170 ... Dec. 4, 1953 in Toronto ONT ... (#16) ... Acquired from NY Rangers for Ken R. Hodge, May 26, 1976														
1976-77-1987-88	881	402	496	898	124	111	45	55	100	17				
MILBURY, Mike ... Defense ... 6'1" ... 200 ... June 17, 1952 in Brighton MA ... (#26; #27; #28; #31) ... Signed as a free agent, Nov. 5, 1974														
1975-76-1986-87	754	49	189	238	1552	86	4	24	28	219				
MILLAR, Al ... Goal ... 5'11" ... 175 ... Sept. 18, 1929 in Winnipeg MAN ... Traded to Detroit with Myron Sinkiewicz for Claude Dufour, June, 1960														
1957-58	6	-	0	0	0	-	-	-	-	-				
MILLAR, Mike ... Right Wing ... 5'10" ... 170 ... Apr. 28, 1965 in St. Catharines ONT ... (#42) ... Acquired from Washington for Alfie Turcotte, Oct. 2, 1989														
1989-90	15	1	4	5	0	-	-	-	-	-				
MILLER, Bob ... Center ... 5'11" ... 180 ... Sept. 28, 1956 in Medford MA ... (#14; #32) ... Third pick (fourth round), 70th overall, in the 1976 NHL Amateur Draft ... Traded to Colorado for Mike Gillis, Feb. 18, 1981														
1977-78-1980-81	263	55	82	137	143	34	4	6	10	27				
MILLER, Colin ... Defense ... 6'1" ... 201 ... Oct. 29, 1992 in Sault Ste. Marie ONT ... (#48, #6) ... Acquired from Los Angeles with Martin Jones and 2015 first round draft pick (Jakub Zboril) for Milan Lucic, June 26, 2015														
2015-16-2016-17	103	9	20	29	94	4	0	1	1	2				
MILLER, Jay ... Left Wing ... 6'2" ... 210 ... July 16, 1960 in Wellesley MA ... (#29) ... Signed as a free agent, Oct. 1, 1985 ... Traded to Los Angeles for future considerations (Steve Kasper for Bobby Carpenter, Jan. 23, 1989), Jan. 22, 1989														
1985-86-1988-89	216	13	20	33	858	14	0	0	0	141				
MILLER, Kevan ... Defense ... 6'2" ... 210 ... Nov. 15, 1987 in Los Angeles CA ... (#86) ... Signed as a free agent, Oct. 21, 2011														
2013-14-2018-19	324	12	55	67	261	29	1	5	6	16				
MITCHELL, Herb ... Left Wing ... 5'10" ... 190 ... Jan. 4, 1896 in Meaford ONT ... (#6; #3) ... Signed as a free agent, Nov. 2, 1924														
1924-25-1925-26	55	6	2	8	60	-	-	-	-	-				
MOFFAT, Mike ... Goal ... 5'10" ... 165 ... Feb. 4, 1962 in Galt ONT ... (#30) ... Seventh pick (eighth round), 165th overall, in the 1980 NHL Entry Draft														
1981-82-1983-84	18	-	0	0	2	11	-	1	1	8				
MOGER, Sandy ... Center ... 6'3" ... 214 ... Mar. 21, 1969 in 100 Mile House BC ... (#45) ... Signed as a free agent, July 6, 1994 ... Traded to Los Angeles with Jozef Stumpel and 1998 fourth round draft pick (Pierre Dagenais) for Dmitri Khristich and Byron Dafeo, Aug. 29, 1997														
1994-95-1996-97	132	27	23	50	116	5	2	2	4	12				
MOHNS, Doug ... Left Wing/Defense ... 6'0" ... 185 ... Dec. 13, 1933 in Capreol ONT ... (#19) ... Traded to Chicago for Reggie Fleming and Ab McDonald, June 8, 1964														
1953-54-1963-64	711	118	229	347	677	35	6	15	21	40				
MOKOSAK, Carl ... Left Wing ... 6'1" ... 180 ... Sept. 22, 1962 in Fort Saskatchewan ALTA ... (#45) ... Signed as a free agent, Oct. 4, 1988														
1988-89	7	0	0	0	31	1	0	0	0	0				

ALL-TIME ROSTER

MONTADOR, Steve ... Defense ... 6'0" ... 205 ... Dec. 21, 1979 in Vancouver BC ... (#23) ...														
Acquired from Anaheim for Petteri Nokelainen, Mar. 4, 2009														
2008-09	13	0	1	1	18	11	1	2	3	18				
MOOG, Andy ... Goal ... 5'8" ... 175 ... Feb. 18, 1960 in Penticton BC ... (#35) ... Acquired from														
Edmonton for Geoff Courtall, Bill Ranford and 1988 second round draft pick (Petro Koivuinen).														
Mar. 8, 1988 ... Traded to Dallas for Jon Casey as future considerations portion of June 20,														
1993 Gord Murphy trade, June 25, 1993														
1987-88-1992-93	261	-	10	10	110	70	-	2	2	27				
MOORE, Dominic ... Center ... 6'0" ... 192 ... Aug. 3, 1980 in Thornhill ONT ... (#28) ... Signed as a														
free agent, Aug. 22, 2016														
2016-17	82	11	14	25	44	6	0	1	1	4				
MOORE, John ... Defense ... 6'2" ... 210 ... Nov. 19, 1990 in Winnetka IL ... (#27) ... Signed as a														
free agent, July 1, 2018														
2018-19-2019-20	85	6	10	16	37	11	0	0	0	0				
MORAN, Ian ... Defense ... 6'0" ... 200 ... Aug. 24, 1972 in Cleveland OH ... (#18) ... Acquired from														
Pittsburgh for 2003 fourth round draft pick (Paul Bissonnette), Mar. 11, 2003														
2002-03-2005-06	55	2	6	8	40	5	0	1	1	4				
MORRIS, Bernie ... Center/Right Wing ... 5'7" ... 145 ... Date Unknown in Regina SASK ... (#5) ...														
Acquired from Montreal Maroons with Bobby Benson for Alf Skinner, Jan. 3, 1925 ... Released														
from contract, Feb. 10, 1925														
1924-25	6	1	1	2	0	-	-	-	-	-				
MORRIS, Derek ... Defense ... 6'0" ... 220 ... Aug. 24, 1978 in Edmonton ALTA ... (#53) ... Signed														
as a free agent, July 25, 2009 ... Traded to Phoenix for 2011 third round draft pick (Anthony														
Camara), Mar. 3, 2010														
2009-10	58	3	22	25	26	-	-	-	-	-				
MORRIS, Jon ... Center ... 6'0" ... 175 ... May 6, 1966 in Lowell MA ... (#29) ... Acquired from San														
Jose for cash, Oct. 29, 1993														
1993-94	4	0	0	0	0	-	-	-	-	-				
MORRISON, Doug ... Right Wing ... 5'11" ... 184 ... Feb. 1, 1960 in Vancouver BC ... (#11; #23;														
#38) ... Third pick (second round), 36th overall, in the 1979 NHL Entry Draft														
1979-80-1981-82;														
1984-85	23	7	3	10	15	-	-	-	-	-				
MORRISON, Jim ... Defense ... 5'10" ... 183 ... Oct. 11, 1931 in Montreal QBC ... (#10, #20) ...														
Traded to Toronto for Fleming Mackell, Jan. 9, 1952 ... Acquired from Toronto for Allan Stanley,														
Oct. 8, 1958 ... Traded to Detroit for Nick Mickoski, Aug. 25, 1959														
1951-52; 1958-59	84	8	19	27	44	6	0	6	6	16				
MORRISONN, Shaone ... Defense ... 6'3" ... 205 ... Dec. 23, 1982 in Vancouver BC ... (#28) ...														
First pick, 19th overall, in the 2001 NHL Entry Draft ... Traded to Washington with 2004 first														
(Jeff Schultz) and second (Michail Yunkov) round draft picks for Sergei Gonchar, Mar. 3, 2004														
2002-03-2003-04	41	1	7	8	18									
MORROW, Joe ... Defense ... 6'1" ... 204 ... Dec. 9, 1992 in Edmonton ALTA ... (#45) ... Acquired														
from Dallas with Loui Eriksson, Reilly Smith and Matt Fraser for Tyler Seguin, Rich Peverley and														
Ryan Button, July 4, 2013														
2014-15-2016-17	65	2	7	9	16	5	0	1	1	2				
MOTTAU, Mike ... Defense ... 6'0" ... 190 ... Mar. 19, 1978 in Quincy MA ... (#27) ... Acquired														
from NY Islanders with Brian Rolston for Yannick Riendeau and Marc Cantin, Feb. 27, 2012														
2011-12	6	0	0	0	0	2	0	0	0	0				
MOTTER, Alex ... Center ... 6'0" ... 175 ... June 20, 1913 in Melville SASK ... (#10) ... Traded to														
Detroit for Clarence Drouillard and cash, Dec. 22, 1937														
1934-35-1935-36	26	1	4	5	4	6	0	0	0	2				
MOWERS, Mark ... Center ... 5'11" ... 174 ... Feb. 16, 1974 in Decatur GA ... (#18) ... Signed as a														
free agent, July 6, 2006 ... Traded to Anaheim for Brett Skinner and Nathan Saunders, Sept.														
24, 2007														
2006-07	78	5	12	17	26	-	-	-	-	-				
MULLEN, Joe ... Right Wing ... 5'9" ... 180 ... Feb. 26, 1957 in New York NY ... (#11) ... Signed as a														
free agent, Sept. 8, 1995														
1995-96	37	8	7	15	0	-	-	-	-	-				
MURPHY, Gord ... Defense ... 6'2" ... 191 ... Mar. 23, 1967 in Willowdale ONT ... (#28) ...														
Acquired from Philadelphia with Brian Dobbin and 1992 third round draft pick (Sergei Zholtok)														
for Garry Galley and Wes Walz, Jan. 2, 1992 ... Traded to Dallas for future considerations (Andy														
Moog for Jon Casey, June 25, 1993), June 20, 1993 ... Signed as a free agent, Jan. 29, 2002														
1991-92-1992-93;														
2001-02	106	8	20	28	126	15	1	0	1	12				
MURPHY, Joe ... Right Wing ... 6'1" ... 190 ... Oct. 16, 1967 in London ONT ... (#43) ... Signed as a														
free agent, Nov. 12, 1999 ... Claimed off waivers by Washington, Feb. 10, 2000														
1999-00	26	7	7	14	41	-	-	-	-	-				
MURPHY, Ron ... Left Wing ... 5'11" ... 185 ... Apr. 10, 1933 in Hamilton ONT ... (#28) ... Acquired														
from Detroit with Bill Lesuk, Gary Doak and future considerations (Steve Atkinson, June 6, 1966)														
for Dean Prentice and Leo Boivin, Feb. 16, 1966														
1965-66-1969-70	133	29	61	90	44	14	4	4	8	12				
MURRAY, Glen ... Right Wing ... 6'3" ... 225 ... Nov. 1, 1972 in Halifax NS ... (#44; #21; #27) ...														
First pick, 18th overall, in the 1991 NHL Entry Draft ... Traded to Pittsburgh with Bryan Smolinski														
and 1996 third round draft pick (Boyd Kane) for Kevin Stevens and Shawn McEachern, Aug. 2,														
1995 ... Acquired from Los Angeles with Jozef Stempel for Jason Allison and Mikko Eloranta, Oct.														
24, 2001 ... Bought out of contract, July 26, 2008														
1991-92-1994-95;														

- N -



NASH, Rick ...	Left Wing ...	6'4"	...	212	...	June 19, 1984	in Brampton ONT ...	#61	...	Acquired from NY Rangers for Ryan Spooner, Matt Beleskey, Ryan Lindgren, 2018 first (Jacob Bernard-Docker) and 2019 seventh (Massimo Rizzo) round draft picks, Feb. 25, 2018			
				11	3	3	6	4	12	3	2	5	10
NASH, Riley ...	Center ...	6'1"	...	200	...	May 9, 1989	in Consort ALTA ...	#20	...	Signed as a free agent, July 1, 2016			
				157	22	36	58	32	15	0	3	3	6
NASLUND, Mats ...	Left Wing ...	5'7"	...	160	...	Oct. 31, 1959	in Timra SWE ...	#26	...	Signed as a free agent, Feb. 21, 1995			
				34	8	14	22	4	5	1	0	1	0
NAZAROV, Andrei ...	Left Wing ...	6'5"	...	230	...	May 22, 1974	in Chelyabinsk RUS ...	#45; #62	...	Acquired from Anaheim with Patrick Traverse for Samuel Pahlsson, Nov. 18, 2000 ... Traded to Phoenix for 2002 fifth round draft pick (Peter Hamerlik), Jan. 25, 2002			
				110	1	6	7	364	-	-	-	-	-
NEELY, Cam ...	Right Wing ...	6'1"	...	218	...	June 6, 1965	in Comox BC ...	#8	...	Acquired from Vancouver with 1987 first round draft pick (Glen Wesley) for Barry Pederson, June 6, 1986 ... Retired due to injury, Sept. 5, 1996			
				525	344	246	590	921	86	55	32	87	160
NEUFELD, Ray ...	Right Wing ...	6'3"	...	210	...	Apr. 15, 1959	in St. Boniface MAN ...	#19	...	Acquired from Winnipeg for Moe Lemay, Dec. 30, 1988			
				15	1	3	4	28	10	2	3	5	9
NICHOLSON, Al ...	Left Wing ...	6'1"	...	180	...	Apr. 26, 1936	in Estevan SASK ...	#25	...	Signed as a free agent, Aug. 23, 1955 ... Claimed by Detroit in Reverse Draft, June 12, 1966			
				19	0	1	1	2	-	-	-	-	-
NICKULAS, Eric ...	Right Wing ...	5'11"	...	190	...	Mar. 25, 1975	in Hyannis MA ...	#72; #21; #47	...	Third pick (fourth round), 99th overall, in the 1994 NHL Entry Draft ... Signed as a free agent, Aug. 23, 2005			
				45	7	10	17	24	1	0	0	0	2
NICOLSON, Graeme ...	Defense ...	6'0"	...	185	...	Jan. 13, 1958	in North Bay ONT ...	#32	...	Second pick, 35th overall, in the 1978 NHL Amateur Draft			
				178	79	1	0	0	0	-	-	-	-
NIELSEN, Kirk ...	Right Wing ...	6'1"	...	205	...	Oct. 19, 1973	in Grand Rapids MN ...	#60	...	Signed as a free agent, June 7, 1996			
				6	0	0	0	0	-	-	-	-	-
NIENHUIS, Kraig ...	Left Wing ...	6'2"	...	205	...	May 9, 1961	in Sarnia ONT ...	#38	...	Signed as a free agent, May 28, 1985			
				87	20	16	36	39	2	0	0	0	14
NILAN, Chris ...	Right Wing ...	6'0"	...	205	...	Feb. 9, 1958	in Boston MA ...	#30	...	Acquired from NY Rangers for Greg Johnston and 1990 sixth round draft pick (Barry Young), June 28, 1990 ... Claimed off waivers by Montreal, Feb. 12, 1992			
				80	11	14	25	463	19	0	2	2	62
NILL, Jim ...	Right Wing ...	6'0"	...	185	...	Apr. 11, 1958	in Hanna ALTA ...	#8	...	Acquired from Vancouver for Peter McNab, Feb. 3, 1984 ... Traded to Winnipeg for Morris Lukowich, Feb. 4, 1985			
				76	4	11	15	143	3	0	0	0	4
NOKELAINEIN, Petteri ...	Center/Right Wing ...	6'1"	...	195	...	Jan. 16, 1986	in Imatra FIN ...	#56; #29	...	Acquired from New York Islanders for Ben Walter and 2009 second round draft pick (Kevin Lynch), Sept. 11, 2007 ... Traded to Anaheim for Steve Montador, Mar. 4, 2009			
				90	7	6	13	29	7	0	2	2	4
NORDSTROM, Joakim ...	Center ...	6'1"	...	189	...	Feb. 25, 1992	in Stockholm SWE ...	#20	...	Signed as a free agent, July 1, 2018			
				118	11	8	19	30	36	3	7	10	6
NORDSTROM, Peter ...	Left Wing ...	6'1"	...	200	...	July 26, 1974	in Muncksfors SWE ...	#56	...	Third pick, 78th overall, in the 1998 NHL Entry Draft ... Returned to Sweden, Dec. 16, 1998			
				2	0	0	0	0	-	-	-	-	-
NORRIS, Jack ...	Goal ...	5'10"	...	185	...	Aug. 5, 1942	in Saskatoon SASK ...	#17	...	Traded to Chicago with Gilles Marotte and Pit Martin for Phil Esposito, Ken Hodge and Fred Stanfield, May 15, 1967			
				23	-	0	0	0	-	-	-	-	-
NORTON, Jeff ...	Defense ...	6'2"	...	195	...	Nov. 25, 1965	in Acton MA ...	#33	...	Acquired from Florida for 2002 sixth round draft pick (Mikael Vuorio), Mar. 19, 2002			
				3	0	1	1	2	3	0	1	0	5
NOWAK, Hank ...	Left Wing ...	6'1"	...	195	...	Nov. 24, 1950	in Oshawa ONT ...	#18	...	Acquired from Detroit with Earl Anderson for Walt McKechnie and 1975 third round draft pick (Clarke Hamilton), Feb. 18, 1975			
				111	18	15	33	81	13	1	0	1	8
NYLANDER, Michael ...	Center ...	6'1"	...	195	...	Oct. 3, 1972	in Stockholm SWE ...	#92	...	Acquired from Washington for 2006 second round draft pick (Francois Bouchard), Mar. 4,			

- 0 -



OATES, Adam ... Center ... 5'11" ... 185 ... Aug. 27, 1962 in Weston ONT ... [#12] ... Acquired from St. Louis for Craig Janney and Stephane Quintal, Feb. 7, 1992 ... Traded to Washington with Bill Ranford and Rick Tocchet for Jim Carey, Anson Carter, Jason Allison and 1997 third round draft pick (Lee Goren), Mar. 1, 1997												
1991-92-1996-97	368	142	357	499	123	42	11	37	48	20		
O'BRIEN, Dennis ... Defense ... 6'0" ... 195 ... June 10, 1949 in Port Hope ONT ... [#28] ... Claimed off waivers from Cleveland, Mar. 10, 1978												
1977-78-1979-80	83	4	11	15	138	14	0	1	1	28		
O'BRIEN, Elard ... Defense ... 6'3" ... 183 ... May 27, 1930 in St. Catharines ONT ... Signed as a free agent, Oct. 3, 1950 ... Traded to Hershey/AHL with Dunc Fisher for Ray Gariepy, June, 1953												
1955-56	2	0	0	0	0	0	-	-	-	-		

ALL-TIME ROSTER

CONNELL, Mike ... Defense ... 5'9" ... 180 ... Nt, 25, 1955 in Chicago IL ... (#20) ... Acquired from Chicago for Al Seord, Dec. 18, 1980 ... Traded to Detroit for Reed Larson, Mar. 10, 1986 1980-81-1985-86 424 70 199 269 312 39 7 15 22 34													
ODDLEIFSON, Chris ... Center ... 6'2" ... 185 ... Sept. 7, 1950 in Brandon MAN ... (#22; #28) ... Acquired from California with Rich Leduc for Ivan Boldirev, Nov. 17, 1971 ... Traded to Vancouver with Fred O'Donnell for Bobby Schmutz, Feb. 7, 1974 1972-73-1973-74 55 10 11 21 25 - - - - -													
ODGERS, Jeff ... Right Wing ... 6'0" ... 200 ... May 31, 1969 in Spy Hill SASK ... (#36) ... Acquired from San Jose with 1996 fifth round draft pick (Elias Abrahamsson) for Al lafrate, June 21, 1996 ... Bought out of contract, Sept., 1997 1996-97 80 7 8 15 197 - - - - -													
O'DONNELL, Fred ... Right Wing ... 5'10" ... 175 ... Dec. 6, 1949 in Kingston ONT ... (#16) ... Acquired from Minnesota as future considerations portion of May 7, 1969 Barry Gibbs-Tommy Williams trade, May 7, 1971 ... Traded to Vancouver with Chris Oddleifson for Bobby Schmutz, Feb. 7, 1974 1972-73-1973-74 115 15 11 26 98 5 0 1 1 5													
O'DONNELL, Sean ... Defense ... 6'3" ... 230 ... Oct. 13, 1971 in Ottawa ONT ... (#27; #21) ... Signed as a free agent, July 2, 2001 2001-02-2003-04 232 5 47 52 275 13 0 2 2 4													
O'DWYER, Billy ... Center ... 6'0" ... 190 ... Jan. 25, 1960 in Boston MA ... (#10) ... Signed as a free agent, Aug. 13, 1987 1987-88-1989-90 102 8 13 21 93 10 0 0 0 2													
O'GAR, Rob ... Defense ... 6'4" ... 215 ... July 6, 1993 in Massapequa NY ... (#44) ... Fifth pick, 151st overall, in the 2011 NHL Entry Draft ... Traded to NY Rangers with 2018 third round draft pick (Joey Keane) for Nick Holden, Feb. 20, 2018 2016-17-2017-18 11 0 0 0 0 - - - - -													
OLIVER, Harry ... Right Wing ... 5'8" ... 155 ... Oct. 26, 1898 in Selkirk MAN ... (#9) ... Acquired from Calgary /WHL for cash, Sept. 4, 1926 ... Traded to NY Americans for cash, Nov. 2, 1934 1926-27-1933-34 353 109 59 168 129 31 9 4 13 24													
OLIVER, Murray ... Center ... 5'10" ... 170 ... Nov. 14, 1937 in Hamilton ONT ... (#16; #17) ... Acquired from Detroit with Gary Aldcorn and Tom P. McCarthy for Vic Stasiuk and Leo Labine, Jan. 23, 1961 ... Traded to Toronto with cash for Eddie Shack, May 15, 1967 1960-61-1966-67 429 116 216 332 175 - - - - -													
OLIWA, Krzysztof ... Left Wing ... 6'5" ... 243 ... Apr. 12, 1973 in Tychy POL ... (#33) ... Acquired from NY Rangers for 2004 ninth round draft pick (Christian Mahoney-Wilson), Jan. 6, 2003 2002-03 33 0 0 0 110 - - - - -													
O'NEIL, Paul ... Center /Right Wing ... 6'1" ... 185 ... Aug. 24, 1953 in Charlestown MA ... (#28) ... Signed as a free agent, Oct. 10, 1975 1975-76 1 0 0 0 0 - - - - -													
O'NEILL, James "Peggy" ... Center /Right Wing ... 5'8" ... 160 ... Apr. 3, 1913 in Semans SASK ... (#14) 1933-34-1936-37 140 6 26 32 105 6 1 1 2 13													
O'REE, Willie ... Left /Right Wing ... 5'10" ... 175 ... Oct. 15, 1935 in Fredericton NB ... (#25; #27) ... Traded to Montreal with Stan Maxwell for Cliff Pennington and Terry Gray, June, 1961 1957-58; 1960-61 45 4 10 14 26 - - - - -													
O'REILLY, Terry ... Right Wing ... 6'1" ... 200 ... June 7, 1951 in Niagara Falls ONT ... (#23; #24) Second pick (first round), 14th overall, in the 1971 NHL Amateur Draft 1971-72-1984-85 891 204 402 606 2095 108 25 42 67 335													
ORR, Bobby ... Defense ... 6'0" ... 197 ... Mar. 20, 1948 in Parry Sound ONT ... (#4) 1966-67-1975-76 631 264 624 888 924 74 26 66 92 107													
ORR, Colton ... Right Wing ... 6'3" ... 210 ... Mar. 3, 198													

PANDOLFO, Jay ... Left Wing ... 6'1" ... 190 ... Dec. 27, 1974 in Winchester MA ... [#29] ... Signed as a free agent, Feb. 12, 2013
2012-13 18 0 0 0 2 - - - - -

PANTELEEV, Grigori ... Left Wing ... 5'9" ... 190 ... Nov. 13, 1972 in Gastello USSR ... [#13] ... Fifth pick (sixth round), 136th overall, in the 1992 NHL Entry Draft
1992-93-1994-95 50 8 6 14 12 - - - - -

PARENT, Bernie ... Goal ... 5'10" ... 180 ... Apr. 3, 1945 in Montreal, QBC ... [#30] ... Claimed by Philadelphia in NHL Expansion Draft, June 6, 1967
1965-66-1966-67 57 - 0 0 6 - - - - -

PARISE, Jean-Paul ... Left Wing ... 5'9" ... 175 ... Dec. 11, 1941 in Smooth Rock Falls ONT ... [#17; #27] ... Claimed by Oakland in NHL Expansion Draft, June 6, 1967
1965-66-1966-67 21 2 2 4 10 - - - - -

PARK, Brad ... Defense ... 6'0" ... 200 ... July 6, 1948 in Toronto ONT ... [#22] ... Acquired from NY Rangers with Jean Ratelle and Joe Zanusso for Phil Esposito and Carol Vadnais, Nov. 7, 1975
1975-76-1982-83 501 100 317 417 553 91 23 55 78 77

PASIN, Dave ... Right Wing ... 6'1" ... 205 ... July 8, 1966 in Edmonton ALTA ... [#37] ... First pick, 19th overall, in the 1984 NHL Entry Draft ... Traded to Los Angeles for Paul Guay, Nov. 3, 1988
1985-86 71 18 19 37 50 3 0 1 1 0

PASTRNAK, David ... Left Wing ... 6'0" ... 171 ... May 25, 1996 in Havirov CZE REP ... [#88] ... First pick, 25th overall, in the 2014 NHL Entry Draft
2014-15-2019-20 390 180 199 379 171 52 20 33 53 20

PATTERSON, George ... Left/Right Wing ... 6'1" ... 176 ... May 22, 1906 in Kingston ONT ... Acquired from NY Americans with Lloyd Gross for Art Chapman and Bob Gracie, Jan. 11, 1934 ... Traded to Detroit for Gene Carrigan, Oct. 10, 1934
1933-34 6 0 1 1 2 - - - - -

PAYNE, Davis ... Left Wing ... 6'2" ... 205 ... Sept. 24, 1970 in Port Alberni BC ... [#44; #17] ... Signed as a free agent, Oct. 6, 1995
1995-96-1996-97 22 0 1 1 14 - - - - -

PEDERSEN, Allen ... Defense ... 6'3" ... 210 ... Jan. 13, 1965 in Fort Saskatchewan ALTA ... [#41] ... Fifth pick, 105th overall, in the 1983 NHL Entry Draft ... Claimed by Minnesota in NHL Expansion Draft, May 30, 1991
1986-87-1990-91 333 4 31 35 408 64 0 0 0 91

PEDERSON, Barry ... Center ... 5'11" ... 185 ... Mar. 13, 1961 in Big River SASK ... [#18; #21; #10; #12] ... First pick, 18th overall, in the 1980 NHL Entry Draft ... Traded to Vancouver for Cam Neely and 1987 first round draft pick (Glen Wesley), June 6, 1986 ... Acquired from Hartford for future considerations, Nov. 14, 1991 ... Released from contract, Mar. 10, 1992
1980-81-1985-86; 1991-92 379 166 251 417 248 34 22 30 52 25

PEETERS, Pete ... Goal ... 6'1" ... 195 ... Aug. 17, 1957 in Edmonton ALTA ... [#1] ... Acquired from Philadelphia for Brad McCrimmon, June 9, 1982 ... Traded to Washington for Pat Riggin, Nov. 14, 1985
1982-83-1985-86 171 - 4 4 73 21 - 0 0 10

PEIRSON, John ... Right Wing ... 5'11" ... 170 ... July 21, 1925 in Winnipeg MAN ... [#23]
1946-47-1953-54; 1955-56-1957-58 544 153 173 326 309 48 10 16 26 26

PELLERIN, Scott ... Center/Left Wing ... 5'11" ... 190 ... Jan. 9, 1970 in Shediac NB ... [#33] ... Signed as a free agent, July 26, 2001 ... Claimed off waivers by Dallas, Jan. 12, 2002
2001-02 35 1 5 6 6 - - - - -

PELLETIER, Pascal ... Right Wing ... 5'11" ... 190 ... June 16, 1983 in Labrador City NFLD ... [#42] ... Signed as a free agent, July 28, 2006 ... Traded to Chicago for Martin St. Pierre, July 24, 2008
2007-08 6 0 0 0 0 - - - - -

PENNER, Jeff ... Defense ... 5'10" ... 191 ... Apr. 13, 1987 in Winnipeg MAN ... [#62] ... Signed as a free agent, Mar. 29, 2008 ... Traded to Minnesota with Mikko Lehtonen for Anton Khudobin, Feb. 28, 2011
2009-10 2 0 0 0 0 - - - - -

PENNINGTON, Cliff ... Center ... 6'0" ... 170 ... Apr. 18, 1940 in Winnipeg MAN ... [#7] ... Acquired from Montreal with Terry Gray for Willie O'Ree and Stan Maxwell, June, 1961 ... Traded to San Francisco/WHL for cash, June, 1963
1961-62-1962-63 98 16 42 58 6 - - - - -

PERREAULT, Bob ... Goal ... 5'8" ... 170 ... Jan. 28, 1931 in Trois Rivières QBC ... [#1] ... Acquired from Detroit for Ed Chadwick and Barry Ashbee, June, 1962 ... Claimed by Toronto in Reverse Draft, June 9, 1965
1962-63 22 - 0 0 0 - - - - -

PETERS, Garry ... Center ... 5'10" ... 170 ... Oct. 9, 1942 in Regina SASK ... [#25] ... Claimed from Philadelphia in Intra-League Draft, June 8, 1971 ... Claimed by NY Islanders in NHL Expansion Draft, June 6, 1972
1971-72 2 0 0 0 2 1 0 0 0 0

PETERS, Jimmy ... Right Wing ... 5'11" ... 165 ... Oct. 2, 1922 in Montreal QBC ... [#9] ... Acquired from Montreal with John Guitly for Joe Carveth, Dec. 17, 1947 ... Traded to Detroit with Pete Babando, Clare Martin and Lloyd Durham for Bill Quackenbush and Pete Horeck, Aug. 16, 1949
1947-48-1948-49 97 28 29 57 44 9 1 3 4 2

PETTIE, Jim ... Goal ... 6'0" ... 195 ... Oct. 24, 1953 in Toronto ONT ... [#29; #31] ... Tenth pick (ninth round), 142nd overall, in the 1973 NHL Amateur Draft
1976-77-1978-79 21 - 0 0 23 - - - - -

PETTINGER, Eric ... Left Wing/Center ... 6'0" ... 175 ... Dec. 14, 1904 in Bierley ENG ... [#4] ... Acquired from Toronto with cash for Jimmy Herberts, Dec. 21, 1927 ... Traded to Toronto with Hugh Plaxton for George Owen, Jan. 10, 1929
1928-29 18 0 0 0 17 - - - - -

PETTINGER, Gordon ... Center ... 6'0" ... 175 ... Nov. 17, 1911 in Harrogate ENG ... [#11] ... Acquired from Detroit for Red Beattie, Dec. 19, 1937
1937-38-1939-40 106 20 28 48 20 15 1 1 2 7

PEVERLEY, Rich ... Center ... 6'0" ... 195 ... July 8, 1982 in Kingston ONT ... [#49] ... Acquired from Atlanta with Boris Valabik for Mark Stuart and Blake Wheeler, Feb. 18, 2011 ... Traded to Dallas with Tyler Seguin and Ryan Button for Loui Eriksson, Matt Fraser, Reilly Smith and Joe Morrow, July 4, 2013
2010-11-2012-13 127 21 46 67 40 53 9 10 19 33

PIDHIRNY, Harry ... Center ... 5'11" ... 155 ... Mar. 5, 1928 in Toronto ONT ... Traded to San Francisco/WHL for cash, Sept., 1961
1957-58 2 0 0 0 0 - - - - -

ALL-TIME ROSTER

PLANTE, Jacques ... Goal ... 6'0" ... 175 ... Jan. 17, 1929 in Shawinigan Falls QNT ... (#31) ... Acquired from Toronto with 1973 third round draft pick (Doug Gibson) for 1973 first round draft pick (Ian Turnbull) and future considerations [Ed Johnston, May 22, 1973], Mar. 3, 1973 1972-73 8 - 2 2 2 2 - 0 0 0
PLETT, Willi ... Right Wing ... 6'3" ... 205 ... June 7, 1955 in Paraguay SA ... (#25) ... Claimed from NY Rangers in Waiver Draft, Oct. 5, 1987 1987-88 65 2 3 5 170 17 2 4 6 74
PODLOSKI, Ray ... Center ... 6'2" ... 210 ... Jan. 5, 1966 in Edmonton ALTA ... (#43) ... Second pick, 40th overall, in the 1984 NHL Entry Draft 1988-89 8 0 1 1 17 - - - - -
POILE, Norman "Bud" ... Right Wing ... 6'0" ... 189 ... Feb. 10, 1924 in Fort William ONT ... Acquired from NY Rangers for cash, Dec. 22, 1949 1949-50 38 16 14 30 6 - - - - -
POLIZIANI, Dan ... Right Wing ... 5'11" ... 158 ... Jan. 8, 1935 in Sydney NS ... (#18) ... Claimed from Cleveland/AHL in Inter-League Draft, June 3, 1958 ... Traded to Hershey/AHL for Willie Marshall, June, 1963 1958-59 1 0 0 0 0 3 0 0 0 0
POPIEL, Paul ... Defense ... 5'10" ... 175 ... Feb. 28, 1943 in Sollested DEN ... (#29) ... Claimed from Chicago in Intra-League Draft, June 9, 1965 ... Claimed by Los Angeles in NHL Expansion Draft, June 6, 1967 1965-66 4 0 0 1 1 2 - - - - -
POPOVIC, Peter ... Defense ... 6'6" ... 235 ... Feb. 10, 1968 in Koping, Sweden ... (#23) ... Signed as a free agent, July 2, 2000 2000-01 60 1 6 7 48 - - - - -
PORTLAND, Jack ... Defense ... 6'2" ... 185 ... July 30, 1912 in Waubausheene ONT ... (#8) ... Acquired from Montreal for Tony Savage and cash, Dec. 3, 1934 ... Traded to Chicago for Des Smith, Jan. 27, 1940 1934-35-1939-40 188 7 20 27 148 18 0 0 0 19
POSTMA, Paul ... Defense ... 6'3" ... 195 ... Feb. 22, 1989 in Red Deer ALTA ... (#14) ... Signed as a free agent, July 1, 2017 2017-18 14 0 1 1 2 - - - - -
POTTER, Corey ... Defense ... 6'3" ... 206 ... Jan. 5, 1984 in Lansing MI ... (#6) ... Claimed off waivers from Edmonton, Mar. 5, 2014 2013-14 3 0 0 0 0 1 0 0 0 0
POTVIN, Felix ... Goal ... 6'1" ... 190 ... June 23, 1971 in Anjou QBC ... (#29) ... Signed as a free agent, Sept. 3, 2003 2003-04 28 - 0 0 8 - - - - -
POTVIN, Marc ... Right Wing ... 6'1" ... 200 ... Jan. 29, 1967 in Ottawa ONT ... (#29) ... Signed as a free agent, June 28, 1994 1994-95-1995-96 33 0 1 1 16 5 0 1 1 18
POULIN, Dave ... Center ... 5'11" ... 190 ... Dec. 17, 1958 in Timmins ONT ... (#19) ... Acquired from Philadelphia for Ken Linseman, Jan. 16, 1990 1989-90-1992-93 165 34 68 102 117 53 12 18 30 60
POULLIOT, Benoit ... Left Wing ... 6'3" ... 199 ... Sept. 29, 1986 in Alfred ONT ... (#67) ... Signed as a free agent, July 1, 2011 ... Traded to Tampa Bay for Michel Ouellet and 2012 fifth round draft pick [Seth Griffith], June 23, 2012 2011-12 74 16 16 32 38 7 1 1 2 6
PRAJSLER, Petr ... Defense ... 6'2" ... 200 ... Sept. 21, 1965 in Hradec Kralov CZE ... (#52) ... Signed as a free agent, Aug. 1, 1991 1991-92 3 0 0 0 2 - - - - -
PRATT, Jack ... Center/Defense ... 6'0" ... 190 ... Apr. 13, 1906 in Edinburgh SCOT ... Signed as a free agent, Nov. 5, 1930 1930-31-1931-32 37 2 0 2 42 - - - - -
PRATT, Walter "Babe" ... Defense ... 6'3" ... 212 ... Jan. 7, 1916 in Stony Mountain MAN ... (#4; #21) ... Acquired from Toronto for Eric Pogue and cash, June 19, 1946 ... Traded to Cleveland/AHL for cash, May 15, 1947 1946-47 31 4 4 8 25 - - - - -
PRENTICE, Dean ... Left Wing ... 5'11" ... 180 ... Oct. 5, 1932 in Shumacher ONT ... (#17) ... Acquired from NY Rangers for Don McKenney and Dick Meissner, Feb. 4, 1963 ... Traded to Detroit with Leo Boivin for Gary Doak, Ron Murphy, Bill Lesuk and future considerations [Steve Atkinson, June 6, 1966], Feb. 16, 1966 1962-63-1965-66 170 50 56 106 63 - - - - -
PRIMEAU, Wayne ... Center ... 6'4" ... 230 ... June 4, 1976 in Scarborough ONT ... (#20) ... Acquired from San Jose with Brad Stuart and Marco Sturm for Joe Thornton, Nov. 30, 2005 ... Traded to Calgary with Brad Stuart and Washington's 2008 fourth round draft pick [T.J. Brodie] for Chuck Kobasew and Andrew Ference, Feb. 10, 2006 2005-06-2006-07 101 13 16 29 115 - - - - -
PRONGER, Sean ... Center ... 6'3" ... 210 ... Nov. 30, 1972 in Dryden ONT ... (#46) ... Signed as a free agent, Aug. 25, 1999 ... Traded to NY Islanders for cash, Dec. 5, 2000 1999-00 11 0 1 1 13 - - - - -
PRONOVOST, Andre ... Left Wing ... 5'10" ... 188 ... July 9, 1936 in Shawinigan Falls GBC ... (#14; #23) ... Acquired from Montreal for Jean-Guy Gendron, Nov. 27, 1960 ... Traded to Detroit for Forbes Kennedy, Dec. 3, 1962 1960-61-1962-63 138 26 21 47 110 - - - - -
PRONOVOST, Claude ... Goal ... 5'9" ... 170 ... July 22, 1935 in Shawinigan Falls GBC ... Loaned from Montreal/QHL to replace injured John Henderson, Jan. 14, 1956 1955-56 1 - 0 0 2 - - - - -
PROPP, Brian ... Left Wing ... 5'10" ... 195 ... Feb. 15, 1959 in Lanigan SASK ... (#36) ... Acquired from Philadelphia for 1990 second round draft pick [Terran Sandwith], Mar. 2, 1990 1989-90 14 3 9 12 10 20 4 9 13 2
PRPIC, Joel ... Center ... 6'7" ... 225 ... Sept. 25, 1974 in Sudbury ONT ... (#39) ... Ninth pick, 233rd overall, in the 1993 NHL Entry Draft 1997-98-1999-00 15 0 3 3 2 - - - - -
PUSIE, Jean ... Defense ... 6'0" ... 205 ... Oct. 15, 1910 in Montreal QBC ... Acquired from NY Rangers for Percy Jackson, Nov. 1, 1934 ... Traded to Montreal with Walt Buswell and cash for Roger Jenkins, July 13, 1935 1934-35 8 1 0 1 0 - - - - -

- Q -



QUACKENBUSH, Bill ... Defense ... 5'11" ... 190 ... Mar. 2, 1922 in Toronto ONT ... (#11) ... Acquired from Detroit with Pete Horeck for Pete Babando, Lloyd Durham, Clare Martin and Jimmy Peters, Aug. 16, 1949

1949-50-1955-56	461	22	133	155	46	33	0	13	13	4
-----------------	-----	----	-----	-----	----	----	---	----	----	---

QUACKENBUSH, Max ... Defense ... 6'2" ... 180 ... Aug. 29, 1928 in Toronto ONT ... (#4) ... Loaned from Detroit for remainder of 1950-51 season for Steve Kraftcheck, Dec. 5, 1950 ... Returned to Detroit at end of season

1950-51	47	4	6	10	26	6	0	0	0	4
---------	----	---	---	----	----	---	---	---	---	---

QUILTY, John ... Center ... 5'10" ... 175 ... Jan. 21, 1921 in Ottawa ONT ... (#21) ... Acquired from Montreal with Jimmy Peters for Joe Carveth, Dec. 16, 1947

1947-48	10	3	1	4	2	-	-	-	-	-
---------	----	---	---	---	---	---	---	---	---	---

QUINTAL, Stephane ... Defense ... 6'3" ... 225 ... Oct. 22, 1968 in Boucherville QBC ... (#21) ... Second pick (first round), 14th overall, in the 1987 NHL Entry Draft ... Traded to St. Louis with Craig Janney for Adam Oates, Feb. 7, 1992

1988-89-1991-92	158	8	19	27	217	3	0	1	1	7
-----------------	-----	---	----	----	-----	---	---	---	---	---

- R -



RAHNELL, Tyler ... Right Wing ... 6'1" ... 197 ... June 15, 1991 in Scarborough ONT ... (#64) ...													
Fourth pick (sixth round), 176th overall, in the 2009 NHL Entry Draft													
2015-16	27	6	0	6	47	-	-	-	-	-	-	-	-
RANFORD, Bill ... Goal ... 5'11" ... 185 ... Dec. 14, 1966 in Brandon MAN ... (#30) ... Second pick													
(third round), 52nd overall, in the 1985 NHL Entry Draft ... Traded to Edmonton with Geoff Court-													
nell and 1988 second round draft pick (Petro Koivuinen) for Andy Moog, Mar. 8, 1988 ... Acquired													
from Edmonton for Mariusz Czerkawski, Sean Brown and 1996 first round draft pick (Matthieu													
Descoteaux), Jan. 11, 1996 ... Traded to Washington with Adam Oates and Rick Tocchet for Jim													
Carey, Anson Carter, Jason Allison and 1997 third round draft pick (Lee Goren), Mar. 1, 1997													
1985-86-1986-87;													
1995-96-1996-97	122	-	3	3	8	8	-	0	0	0	0	0	0
RANIERI, George ... Left Wing ... 5'8" ... 190 ... Jan. 14, 1936 in Toronto ONT													
1956-57	2	0	0	0	0	0	-	-	-	-	-	-	-
RASK, Tuukka ... Goal ... 6'2" ... 171 ... Mar. 10, 1987 in Savonlinna FIN ... (#40) ... Acquired from													
Toronto for Andrew Raycroft, June 24, 2006													
2007-08-2019-20	536	-	15	15	24	93	-	2	2	2	2	2	2
RATELLE, Jean ... Center ... 6'1" ... 180 ... Oct. 3, 1940 in Lac Ste. Jean QBC ... (#10) ... Acquired													
from NY Rangers with Brad Park and Joe Zanussi for Phil Esposito and Carol Vadnais, Nov. 7,													
1975													
1975-76-1980-81	419	155	295	450	84	58	23	33	56	10	10	10	10
RATHWELL, John "Jake" ... Right Wing ... 6'0" ... 190 ... Aug. 12, 1947 in Temiscoumque QBC ...													
(#16) ... Acquired from St. Louis with 1974 second round draft pick (Mark Howe) and cash for													
Don Awrey, Oct. 5, 1973													
1974-75	1	0	0	0	0	0	-	-	-	-	-	-	-
RAVLICH, Matt ... Defense ... 5'10" ... 185 ... July 12, 1938 in Sault Ste. Marie ONT ... (#23)													
... Claimed from Chicago in Inter-League Draft, June 12, 1961 ... Traded to Chicago with Jerry													
Toppazzini for Murray Balfour and Mike Draper, June 9, 1964													
1962-63;													
1971-72-1972-73	33	1	2	3	2	-	-	-	-	-	-	-	-
RAYCROFT, Andrew ... Goal ... 6'0" ... 185 ... May 4, 1980 in Belleville ONT ... (#1) ... Fourth pick													
(fifth round), 135th overall, in the 1998 NHL Entry Draft ... Traded to Toronto for Tuukka Rask,													
June 24, 2006													
2000-01-2005-06	108	-	2	2	0	7	-	0	0	0	2	2	2
READORN, Terry ... Center/Right Wing ... 5'10" ... 170 ... Apr. 6, 1919 in Winnipeg MAN ... (#7;													
#19) ... Acquired from NY Americans with Tom Cooper as future considerations portion of Jan.													
25, 1937 Joe Jerwa trade, Oct. 17, 1937 ... Loaned to Montreal for loan of Paul Gauthier, Nov.													
5, 1941													
1938-39-1940-41;													
1945-46-1946-47	148	24	30	54	57	27	6	8	14	10	10	10	10
REASONER, Marty ... Center ... 6'1" ... 200 ... Feb. 26, 1977 in Honeoye Falls NY ... (#36) ...													
Acquired from Edmonton with Yan Stastny and 2006 second round draft pick (Milan Lucic) for													
Sergei Samsonov, Mar. 9, 2006													
2005-06	19	2	6	8	8	-	-	-	-	-	-	-	-
RECCHI, Mark ... Right Wing ... 5'10" ... 195 ... Feb. 1, 1968 in Kamloops BC ... (#28) ... Acquired													
from Tampa Bay with 2010 second round draft pick (Alexander Petrovic) for Martins Karsums													
and Matt Lashoff, Mar. 4, 2009													
2008-09-2010-11	180	42	65	107	71	49	14	16	30	16	16	16	16
RED AHL, Gordon ... Right Wing ... 5'11" ... 170 ... Aug. 28, 1935 in Kinistino SASK ... (#12) ...													
Claimed from NY Rangers in Intra-League Draft, June 3, 1958 ... Traded to Toronto for Bo Elik,													
Nov. 21, 1958													
1958-59	18	0	1	1	0	-	-	-	-	-	-	-	-
REDDEN, Wade ... Defense ... 6'2" ... 205 ... June 12, 1977 in Lloydminster SASK ... (#6) ...													
Acquired from St. Louis for Boston's 2014 sixth round draft pick, Apr. 3, 2013													
2012-13	6	1	1	2	0	5	1	1	2	0	0	0	0
REDDING, George ... Left Wing/Defense ... 5'7" ... 145 ... Mar. 6, 1903 in Peterborough ONT ... (#10;													
#9) ... Signed as a free agent, Oct. 16, 1924													
1924-25-1925-26	33	3	2	5	10	-	-	-	-	-	-	-	-

ALL-TIME ROSTER

REDMOND, Dick ... Defense ... 5'11" ... 178 ... Aug. 14, 1949 in Kirkland Lake ONT ... (#6) ... Acquired from Atlanta for Gregg Sheppard, Sept. 6, 1978 1978-79-1981-82 235 36 79 115 124 26 1 7 8 13
REECE, Dave ... Goal ... 6'1" ... 190 ... Sept. 13, 1948 in Troy NY ... (#29; #30) ... Signed as a free agent, Nov. 24, 1972 1975-76 14 - 0 0 0 - - - - -
REGAN, Larry ... Right Wing ... 5'9" ... 162 ... Aug. 9, 1930 in North Bay ONT ... (#15; #24) ... Claimed from Quebec/GHL in Inter-League Draft, June 5, 1956 ... Claimed off waivers by Toronto, Jan. 7, 1959 1956-57-1958-59 164 30 53 83 61 20 3 10 13 14
REIBEL, Earl ... Center ... 5'8" ... 160 ... July 21, 1930 in Kitchener ONT ... (#11) ... Claimed from Chicago in Intra-League Draft, June 3, 1958 1958-59 63 6 8 14 14 4 0 0 0 0
REICH, Jeremy ... Left Wing ... 6'1" ... 200 ... Feb. 11, 1979 in Craik SASK ... (#53) ... Signed as a free agent, Aug. 30, 2005 ... Signed as a free agent, July 1, 2010 2006-07-2007-08 90 2 3 5 141 4 0 0 0 8
REID, Dave ... Left Wing ... 6'1" ... 217 ... May 15, 1964 in Toronto ONT ... (#34; #31; #36; #17) ... Fourth pick (third round), 60th overall, in the 1982 NHL Entry Draft ... Signed as a free agent, Dec. 1, 1991 1983-84-1987-88; 1991-92-1995-96 387 89 92 181 115 45 5 8 13 8
REIGLE, Ed ... Defense ... 5'9" ... 180 ... June 19, 1924 in Winnipeg MAN ... Acquired from Cleveland/AHL for cash, Apr. 17, 1950 ... Traded to Detroit for cash, May, 1951 1950-51 17 0 2 2 25 - - - - -
RICHER, Stephane ... Defense ... 5'11" ... 190 ... Apr. 28, 1966 in Hull QBC ... (#25) ... Acquired from Tampa Bay for Bob Beers, Oct. 28, 1992 ... Claimed by Florida in NHL Expansion Draft, June 24, 1993 1992-93 21 1 4 5 18 3 0 0 0 0
RICHTER, Barry ... Defense ... 6'2" ... 200 ... Sept. 11, 1970 in Madison WI ... (#46) ... Signed as a free agent, July 17, 1996 1996-97 50 5 13 18 32 - - - - -
RIENDEAU, Vincent ... Goal ... 5'10" ... 185 ... Apr. 20, 1966 in St. Hyacinthe QBC ... (#37) ... Acquired from Detroit for 1995 fifth round draft pick (Chad Wilchynski), Jan. 17, 1994 ... Contract terminated, Apr. 25, 1995 1993-94-1994-95 29 - 1 1 2 2 - 0 0 0
RIGGIN, Pat ... Goal ... 5'9" ... 170 ... May 26, 1959 in Kincardine ONT ... (#1; #30) ... Acquired from Washington for Pete Peeters, Nov. 14, 1985 ... Traded to Pittsburgh for Roberto Romano, Feb. 6, 1987 1985-86-1986-87 49 - 0 0 4 1 - 0 0 2
RILEY, Jack ... Center ... 5'11" ... 160 ... Dec. 29, 1910 in Berckenla IRE ... (#9) ... Acquired from Montreal for Paul Haynes, Sept. 30, 1935 1935-36 8 0 0 0 0 - - - - -
RINALDO, Zac ... Left Wing ... 5'11" ... 185 ... June 15, 1990 in Mississauga ONT ... (#36) ... Acquired from Philadelphia for 2017 third round draft pick (Kirill Ustimenko), June 29, 2015 2015-16 52 1 2 3 83 - - - - -
RING, Bobby ... Goal ... 5'10" ... 170 ... Oct. 6, 1946 in Winchester MA ... Spare goaltender injured injured Ed Johnston in Oct. 30, 1965 game 1965-66 1 - 0 0 0 - - - - -
RIPLEY, Vic ... Left Wing ... 5'8" ... 170 ... May 30, 1906 in Elgin ONT ... (#12) ... Acquired from Chicago for Billy Burch, Jan. 17, 1933 ... Traded to NY Rangers with Roy Burmeister for Babe Siebert, Dec. 18, 1933 1932-33-1933-34 37 4 6 10 25 5 1 0 1 0
RITCHIE, Brett ... Right Wing ... 6'4" ... 220 ... July 1, 1993 in Orangeville ONT ... (#18) ... Signed as a free agent, July 1, 2019 2019-20 27 2 4 6 21 - - - - -
RITCHIE, Nick ... Left Wing ... 6'2" ... 230 ... Dec. 5, 1995 in Orangeville ONT ... (#21) ... Acquired from Anaheim for Danton Heinen, Feb. 24, 2020 2019-20 7 1 1 2 19 8 1 0 1 16
RITTINGER, Alan ... Right/Left Wing ... 5'9" ... 155 ... Jan. 28, 1925 in Regina SASK ... (#17) 1943-44 19 3 7 10 0 - - - - -
RIVERS, Jamie ... Defense/Left Wing ... 6'1" ... 208 ... Mar. 16, 1975 in Ottawa ONT ... (#31) ... Claimed off waivers from Ottawa, Oct. 13, 2001 2001-02 64 4 2 6 45 3 0 0 0 0
RIVERS, Wayne ... Right Wing ... 5'9" ... 177 ... Feb. 1, 1942 in Hamilton ONT ... (#25) ... Claimed from Detroit in Inter-League Draft, June 4, 1963 ... Claimed by St. Louis in NHL Expansion Draft, June 6, 1967 1963-64-1966-67 80 11 26 37 86 - - - - -
ROBERTS, Doug ... Right Wing ... 6'2" ... 212 ... Oct. 28, 1942 in Detroit MI ... (#28) ... Acquired from California for cash, Sept. 4, 1971 ... Traded to Detroit for cash, Nov. 23, 1973 1971-72-1973-74 55 5 8 13 9 5 2 0 2 6
ROBERTS, Gord ... Defense ... 6'1" ... 195 ... Oct. 2, 1957 in Detroit MI ... (#14) ... Signed as a free agent, June 19, 1992 1992-93-1993-94 124 6 18 24 145 16 0 1 1 14
ROBERTS, Maurice ... Goal ... 5'9" ... 165 ... Dec. 13, 1905 in Waterbury CT ... (#1) ... Signed as a free agent, Dec. 8, 1925 1925-26 2 - 0 0 0 - - - - -
ROBINS, Bobby ... Right Wing ... 6'1" ... 220 ... Oct. 17, 1981 in Rhinelander WI ... (#64) ... Signed as a free agent, July 6, 2013 2014-15 3 0 0 0 14 - - - - -
ROBINSON, Nathan ... Center ... 5'9" ... 181 ... Dec. 31, 1981 in Scarborough ONT ... (#51) ... Signed as a free agent, Aug. 15, 2005 2005-06 2 0 0 0 0 - - - - -
ROBITAILLE, Randy ... Center ... 5'11" ... 195 ... Oct. 12, 1975 in Ottawa ONT ... (#43; #48; #16) ... Signed as a free agent, Mar. 27, 1997 ... Traded to Atlanta for Peter Ferraro, June 25, 1999 1996-97-1998-99 9 0 2 2 0 1 0 0 0 0
ROCHE, Earl ... Left Wing ... 5'11" ... 175 ... Feb. 22, 1910 in Prescott ONT ... Signed as a free agent, Jan. 14, 1933 ... Traded to Ottawa as future considerations portion of Jan. 25, 1933 Alex Smith trade, Jan. 25, 1933 1932-33 3 0 0 0 0 - - - - -
RODDEN, Eddie ... Center ... 5'7" ... 150 ... Mar. 22, 1901 in Mattawa ONT ... (#10) ... Acquired from Toronto for cash, June 20, 1928 ... Traded to London/IHL for cash, Oct. 16, 1929 1928-29 11 0 0 0 10 - - - - -

ROLHOFF, Jon ... Defense ... 6'0" ... 221 ... Oct. 3, 1969 in Mankato MN ... (#38) ... Seventh pick (ninth round), 186th overall, in the 1988 NHL Entry Draft 1994-95-1996-97 150 7 25 32 129 10 1 2 3 8
ROLFE, Dale ... Defense ... 6'4" ... 210 ... Apr. 30, 1940 in Timmins ONT ... Traded to Springfield/AHL with Bruce Gamble, Terry Gray and Randy Miller for Bob McCord, June, 1963 1959-60 3 0 0 0 - - - -
ROLSTON, Brian ... Center/Left Wing ... 6'2" ... 200 ... Feb. 21, 1973 in Flint MI ... (#12) ... Acquired from Colorado with Samuel Pahlsson, Martin Grenier and 2000 first round draft pick (Martin Samuelsson) for Ray Bourque and Dave Andreychuk, Mar. 6, 2000 ... Acquired from NY Islanders with Mike Mottau for Yannick Riendeau and Marc Cantin, Feb. 27, 2012 1999-00-2003-04; 2011-12 359 104 147 251 144 25 6 5 11 8
ROMANO, Roberto ... Goal ... 5'6" ... 170 ... Oct. 10, 1962 in Montreal QBC ... (#1) ... Acquired from Pittsburgh for Pat Riffin, Feb. 6, 1987 1986-87 1 0 0 0 - - - -
RONTY, Paul ... Center ... 6'0" ... 160 ... June 12, 1928 in Toronto ONT ... (#20) ... Traded to NY Rangers for Gus Kyle, Pentti Lund and cash, Sept. 20, 1951 1947-48-1950-51 224 56 98 154 39 16 1 7 8 4
ROWE, Bobby ... Right Wing/Defense ... 5'6" ... 160 ... Date unknown in Heathcote ONT ... (#3) ... Acquired from Seattle/WCHL for cash, Nov. 2, 1924 1924-25 4 1 0 1 0 - - - -
ROY, Andre ... Left Wing ... 6'3" ... 202 ... Feb. 8, 1975 in Port Chester NY ... (#49) ... Fifth pick (sixth round), 151st overall, in the 1994 NHL Entry Draft 1995-96-1996-97 13 0 2 2 12 - - - -
ROY, Jean-Yves ... Right Wing ... 5'10" ... 180 ... Feb. 17, 1969 in Rosemere QBC ... (#43) ... Signed as a free agent, July 9, 1996 1996-97-1997-98 54 10 15 25 22 - - - -
ROZZINI, Gino ... Center ... 5'8" ... 150 ... Oct. 24, 1918 in Shawinin Falls QBC ... (#9; #12) ... Signed as a free agent, Nov. 2, 1944 1944-45 31 5 10 15 20 6 1 2 3 6
RUHNKE, Kent ... Right Wing ... 6'1" ... 190 ... Sept. 18, 1952 in Toronto ONT ... (#16; #23) ... Signed to five-game try-out agreement, Mar. 30, 1976 1975-76 2 0 1 1 0 - - - -
RUNGE, Paul ... Center/Left Wing ... 5'11" ... 167 ... Sept. 10, 1908 in Edmonton ALTA ... (#9) ... Signed as a free agent, Nov. 5, 1930 ... Traded to Philadelphia/Can-Am for cash, Sept., 1932 ... Acquired from Montreal for cash, Dec. 24, 1935 ... Traded to Montreal for cash, Apr., 1936 1930-31-1931-32; 1935-36 48 8 3 11 22 2 0 0 0 2
RUZICKA, Vladimir ... Center ... 6'3" ... 215 ... June 6, 1963 in Most CZE ... (#38) ... Acquired from Edmonton for Greg Hawgood, Oct. 22, 1990 1990-91-1992-93 166 66 66 132 105 30 4 14 18 2
RYDER, Michael ... Right Wing ... 6'0" ... 192 ... Mar. 31, 1980 in St. John's NFLD ... (#73) ... Signed as a free agent, July 1, 2008 2008-09-2010-11 235 63 64 127 87 49 17 18 35 18

- S -



ST. PIERRE, Martin ... Center ... 5'9" ... 185 ... Aug. 11, 1983 in Ottawa ONT ... (#47) ... Acquired from Chicago for Pascal Pelletier, July 24, 2008												
2008-09	14	2	2	4	4	-	-	-	-	-	-	-
SAMSONOV, Sergei ... Left Wing ... 5'8" ... 184 ... Oct. 27, 1978 in Moscow RUS ... (#14) ... Second pick (first round), eighth overall, in the 1997 NHL Entry Draft ... Traded to Edmonton for Marty Reasoner, Yan Stastny and 2006 second round draft pick (Milan Lucic), Mar. 9, 2006												
1997-98-2005-06	514	164	212	376	103	35	9	15	24	0	-	-
SAMUELSSON, Martin ... Right Wing ... 6'2" ... 190 ... Jan. 25, 1982 in Uppsala-Vasby SWE ... (#43) ... Second pick (first round), 27th overall, in the 2000 NHL Entry Draft												
2002-03-2003-04	14	0	1	1	2	-	-	-	-	-	-	-
SANDERSON, Derek ... Center ... 6'0" ... 185 ... June 16, 1946 in Niagara Falls ONT ... (#23; #27; #17; #16) ... Signed with the WHA in the 1972 off-season ... Signed as a free agent, Feb., 1973 ... Traded to NY Rangers for Walt McKechnie, June 12, 1974												
1965-66-1973-74	389	135	159	294	686	50	17	12	29	187	-	-
SANDFORD, Ed ... Left Wing ... 6'1" ... 180 ... Aug. 20, 1928 in New Toronto ONT ... (#7) ... Traded to Detroit with Gilles Boisvert, Real Chevrefils, Warren Godfrey and Norm Corcoran for Marcel Bonin, Vic Stasiuk, Terry Sawchuk and Lorne Davis, June 3, 1955												
1947-48-1954-55	442	94	136	230	299	42	13	11	24	27	-	-
SANDS, Charlie ... Center/Right Wing ... 5'9" ... 160 ... May 23, 1911 in Fort William ONT ... (#4; #6) ... Acquired from Toronto for cash, May 12, 1934 ... Traded to Montreal with Ray Getliffe for Herb Cain, Oct. 10, 1939												
1934-35-1938-39	212	63	41	104	34	12	2	3	5	0	-	-
SARNER, Craig ... Right Wing ... 5'11" ... 185 ... June 20, 1949 in St. Paul MN ... (#26, #29) ... Signed as a free agent, Mar., 1972												
1974-75	7	0	0	0	0	-	-	-	-	-	-	-
SATAN, Miroslav ... Right Wing ... 6'3" ... 191 ... Oct. 22, 1974 in Topolcany SVK ... (#81) ... Signed as a free agent, Jan. 3, 2010												
2009-10	38	9	5	14	12	13	5	5	10	16	-	-
SATHER, Glen ... Left Wing ... 5'11" ... 180 ... Sept. 2, 1943 in High River ALTA ... (#14) ... Claimed from Memphis/CHL in Inter-League Draft, June 8, 1965 ... Claimed by Pittsburgh in Intra-League Draft, June 11, 1969												
1966-67-1968-69	146	12	23	35	101	13	0	0	0	18	-	-
SAUVE, Max ... Center ... 6'0" ... 185 ... Jan. 30, 1990 in Tours, FRA ... (#74) ... Second pick, 47th overall, in the 2008 NHL Entry Draft												
2011-12	1	0	0	0	0	-	-	-	-	-	-	-
SAUVE, Philippe ... Goal ... 6'0" ... 190 ... Feb. 27, 1980 in Buffalo NY ... (#35) ... Acquired from Phoenix for Tyler Redenbach, Nov. 4, 2006												
2006-07	2	-	0	0	0	-	-	-	-	-	-	-

ALL-TIME ROSTER

SAVAGE, Andre ... Center ... 6'0" ... 195 ... May 27, 1975 in Ottawa ONT ... (#54; #28) ... Signed as a free agent, June 18, 1998														
1998-99-2000-01	50	8	13	21	10	-	-	-	-	-	-	-	-	-
SAVAGE, Gordon ... Defense ... 6'0" ... 175 ... July 18, 1906 in Calgary ALTA ... Acquired from Montreal for Tommy Filmore and cash, Nov. 5, 1934 ... Traded to Montreal with cash for Jack Portland, Dec. 3, 1934														
1934-35	8	0	0	0	2	-	-	-	-	-	-	-	-	-
SAVARD, Andre ... Center ... 6'1" ... 185 ... Feb. 9, 1953 in Temiscamingue GBC ... (#11) ... First pick, sixth overall, in the 1973 NHL Amateur Draft														
1973-74-1975-76	228	52	62	114	144	31	5	7	12	35	-	-	-	-
SAVARD, Marc ... Center ... 5'10" ... 196 ... July 17, 1977 in Ottawa ONT ... (#71, #91) ... Signed as a free agent, July 1, 2006 ... Traded to Florida with Reilly Smith for Jimmy Hayes, July 1, 2015														
2006-07-2010-11	304	74	231	305	275	25	8	14	22	20	-	-	-	-
SAWCHUK, Terry ... Goal ... 5'11" ... 195 ... Dec. 28, 1929 in Winnipeg MAN ... (#1) ... Acquired from Detroit with Marcel Bonin, Lorne Davis and Vic Stasiuk for Gilles Boisvert, Real Chevrefils, Norm Corcoran, Warren Godfrey and Ed Sandford, June 3, 1955 ... Traded to Detroit for John Bucyk, June 10, 1957														
1955-56-1956-57	102	-	0	0	36	-	-	-	-	-	-	-	-	-
SAWYER, Kevin ... Left Wing ... 6'2" ... 205 ... Feb. 21, 1974 in Christina Lake BC ... (#14; #19) ... Acquired from St. Louis with Steve Staios for Steve Leach, Mar. 8, 1996														
1995-96-1996-97	4	0	0	0	5	-	-	-	-	-	-	-	-	-
SCATCHER, Dave ... Center ... 6'3" ... 220 ... Feb. 20, 1976 in Hinton ALTA ... (#38) ... Signed as a free agent, Aug. 2, 2005 ... Traded to Phoenix for David Tanabe, Nov. 18, 2005														
2005-06	16	4	6	10	28	-	-	-	-	-	-	-	-	-
SCHAEFER, Peter ... Left Wing ... 6'1" ... 200 ... July 12, 1977 in Regina SASK ... (#72) ... Acquired from Ottawa for Shean Donovan, July 17, 2007 ... Bought out of contract, June 30, 2009														
2007-08	63	9	17	26	18	7	1	3	4	0	-	-	-	-
SCHAFER, Paxton ... Goal ... 5'9" ... 164 ... Feb. 26, 1976 in Medicine Hat ALTA ... (#1) ... Third pick (second round), 47th overall, in the 1995 NHL Entry Draft														
1996-97	3	-	0	0	0	-	-	-	-	-	-	-	-	-
SCHALLER, Tim ... Left Wing ... 6'1" ... 219 ... Nov. 16, 1990 in Merrimack NH ... (#59) ... Signed as a free agent, July 1, 2016														
2016-17-2017-18	141	19	17	36	65	17	1	2	3	4	-	-	-	-
SCHERZA, Charlie ... Left Wing/Center ... 5'10" ... 190 ... Feb. 15, 1923 in Brandon MAN ... (#9) ... Traded to NY Rangers for cash, Nov., 1943														
1943-44	9	1	1	2	6	-	-	-	-	-	-	-	-	-
SCHMAUTZ, Bob ... Right Wing ... 5'9" ... 172 ... Mar. 28, 1945 in Saskatoon SASK ... (#11; #17) ... Acquired from Vancouver for Fred O'Donnell and Chris Oddleifson, Feb. 7, 1974 ... Traded to Edmonton for Dan Newman, Dec. 10, 1979														
1973-74-1979-80	354	134	161	295	444	70	26	30	56	90	-	-	-	-
SCHMIDT, Clarence ... Right Wing ... 5'11" ... 165 ... Sept. 17, 1925 in Williams MN														
1943-44	7	1	0	1	2	-	-	-	-	-	-	-	-	-
SCHMIDT, John "Jackie" ... Left Wing ... 5'10" ... 155 ... Nov. 11, 1924 in Odessa SASK ... (#7)														
1942-43	45	6	7	13	6	5	0	0	0	0	-	-	-	-
SCHMIDT, Joseph ... Defense ... 5'10" ... 157 ... Nov. 5, 1926 in Odessa SASK ... Signed as a free agent, Dec. 7, 1943														
1943-44	2	0	0	0	0	-	-	-	-	-	-	-	-	-
SCHMIDT, Milt ... Center ... 6'0" ... 185 ... Mar. 5, 1918 in Kitchener ONT ... (#15) ... Signed as a free agent, Oct. 9, 1935														
1936-37-1941-42;	776	229	346	575	466	86	24	25	49	64	-	-	-	-
1945-46-1954-55	776	229	346	575	466	86	24	25	49	64	-	-	-	-
SCHNARR, Werner ... Center ... 5'7" ... 145 ... Mar. 23, 1903 in Kitchener ONT ... (#9; #10) ... Signed as a free agent, Oct. 29, 1924														
1924-25-1925-26	26	0	0	0	0	-	-	-	-	-	-	-	-	-
SCHOCK, Danny ... Left Wing ... 5'11" ... 180 ... Dec. 30, 1948 in Terrace Bay ONT ... (#23) ... Traded to Philadelphia with Rick MacLeish for Mike Walton, Feb. 1, 1971														
1969-70-1970-71	6	0	0	0	0	1	0	0	0	0	-	-	-	-
SCHOCK, Ron ... Center ... 5'11" ... 180 ... Dec. 19, 1943 in Chapeau ONT ... (#23) ... Claimed by St. Louis in NHL Expansion Draft, June 6, 1967														
1963-64-1966-67	128	17	31	48	26	-	-	-	-	-	-	-	-	-
SCHOENFELD, Jim ... Defense ... 6'2" ... 200 ... Sept. 4, 1952 in Galt ONT ... (#13) ... Signed as a free agent, Aug. 19, 1983														
1983-84	39	0	2	2	20	-	-	-	-	-	-	-	-	-
SECORD, Al ... Left Wing ... 6'1" ... 205 ... Mar. 3, 1958 in Sudbury ONT ... (#20) ... First pick, 16th overall, in the 1978 NHL Amateur Draft ... Traded to Chicago for Mike O'Connell, Dec. 18, 1980														
1978-79-1980-81	166	39	26	65	337	14	0	3	3	69	-	-	-	-
SEGUIN, Tyler ... Center ... 6'1" ... 182 ... Jan. 31, 1992 in Brampton ONT ... (#19) ... First pick, second overall, in the 2010 NHL Entry Draft ... Traded to Dallas with Rich Peverley and Ryan Button for Loui Eriksson, Matt Fraser, Reilly Smith and Joe Morrow, July 4, 2013														
2010-11-2012-13	203	56	65	121	64	42	6	12	18	6	-	-	-	-
SEIDENBERG, Dennis ... Defense ... 6'1" ... 210 ... July 18, 1981 in Schwenningen, GER ... (#44) ... Acquired from Florida with Matt Bartkowski for Byron Bitz, Craig Weller and 2010 second round draft pick (Alexander Petrovic), Mar. 3, 2010														
2009-10-2015-16	401	23	94	117	164	50	2	13	15	37	-	-	-	-
SENYSHYN, Zach ... Right Wing ... 6'1" ... 192 ... Mar. 30, 1997 in Ottawa ONT ... (#19) ... Third pick, 15th overall, in the 2015 NHL Entry Draft														
2018-19-2019-20	6	1	2	3	0	-	-	-	-	-	-	-	-	-
SEROWIK, Jeff ... Defense ... 6'1" ... 210 ... Jan. 10, 1967 in Manchester NH ... (#49) ... Signed as a free agent, June 29, 1994														
1994-95	1	0	0	0	0	-	-	-	-	-	-	-	-	-
SHACK, Ed ... Left Wing ... 6'1" ... 200 ... Feb. 11, 1937 in Sudbury ONT ... (#23) ... Acquired from Toronto for Murray Oliver and cash, May 15, 1967 ... Traded to Los Angeles with Ross Lonsberry for Ken Turlik and 1971 (Ron Jones) and 1973 (Andre Savard) first round draft picks, May 14, 1969														
1967-68-1968-69	120	34	30	64	181	13	0	3	3	29	-	-	-	-
SHALDYBIN, Yevgeny ... Defense ... 6'2" ... 198 ... July 29, 1975 in Novosibirsk USSR ... (#62) ... Sixth pick, 151st overall, in the 1995 NHL Entry Draft														
1996-97	3	1	0	1	0	-	-	-	-	-	-	-	-	-
SHANAHAN, Sean ... Center/Right Wing ... 6'3" ... 205 ... Feb. 8, 1951 in Toronto ONT ... (#7) ... Signed as a free agent, Oct. 13, 1977														
1977-78	6	0	0	0	7	-	-	-	-	-	-	-	-	-

SHANNON, Gerry ... Left Wing ... 5'11" ... 170 ... Oct. 25, 1910 in Campbellford ONT ... (#15; #16) ... Acquired from St. Louis for Frank Jerwa, Jan. 10, 1935 ... Traded to Montreal Maroons as future considerations portion of Oct. 26, 1936 Hooley Smith trade, Dec. 4, 1936														
1934-35-1935-36	39	1	2	3	10	4	0	0	0	2	-	-	-	-
SHAW, David ... Defense ... 6'2" ... 205 ... May 25, 1964 in St. Thomas ONT ... (#34) ... Acquired from Minnesota for future considerations, Sept. 2, 1992 ... Traded to Tampa Bay for 1996 third round draft pick (Jason Doyle), Aug. 17, 1995														
1992-93-1994-95	176	14	27	41	229	22	1	4	5	26	-	-	-	-
SHAY, Norman ... Defense/Right Wing ... 5'9" ... 158 ... Feb. 3, 1899 in Huntsville ONT ... (#7, #5) ... Signed as a free agent, Jan. 9, 1925 ... Traded to Toronto for cash, Jan. 14, 1926														
1924-25-1925-26	31	2	4	6	16	-	-	-	-	-	-	-	-	-
SHEPPARD, Gregg ... Center ... 5'8" ... 170 ... Apr. 23, 1949 in North Battleford SASK ... (#19) ... Traded to Atlanta for Dick Redmond, Sept. 6, 1978														
1972-73-1977-78	416	155	220	375	130	65	28	33	61	29	-	-	-	-
SHEPPARD, John ... Left Wing ... 5'7" ... 165 ... July 23, 1903 in Montreal QBC ... (#15) ... Acquired from NY Americans with Lloyd Gross and George Patterson for Bob Gracie and Art Chapman, Sept. 8, 1933 ... Released from contract, Nov. 24, 1933														
1933-34	3	0	0	0	0	-	-	-	-	-	-	-	-	-
SHEWCHUK, Jack ... Defense ... 6'1" ... 190 ... June 19, 1917 in Brantford ONT ... (#8; #19; #21) ... Signed as a free agent, Oct. 26, 1937														
1938-39-1942-43;	187	9	19	28	160	20	0	1	1	29	-	-	-	-
1944-45	187	9	19	28	160	20	0	1	1	29	-	-	-	-
SHIELDS, Allen ... Defense ... 6'0" ... 188 ... May 10, 1907 in Ottawa ONT ... (#4) ... Loaned from NY Americans with future considerations (Terry Reardon and Tom Cooper, Oct. 17, 1937) for Joe Jerwa, Jan. 25, 1937 ... Returned to NY Americans following 1936-37 season														
1936-37	19	0	4	4	12	3	0	0	0	2	-	-	-	-
SHIELDS, Steve ... Goal ... 6'3" ... 215 ... July 19, 1972 in Toronto ONT ... (#31) ... Acquired from Anaheim for 2003 third round draft pick (Shane Hynes), June 25, 2002 ... Traded to Florida for future considerations, Oct. 5, 2003														
2002-03	36	-	0	0	8	2	-	0	0	0	-	-	-	-
SHILL, Bill ... Right Wing ... 6'1" ... 175 ... Mar. 6, 1923 in Toronto ONT ... (#9; #16) ... Traded to Montreal for cash, Feb. 15, 1947														
1942-43;	79	21	13	34	18	7	1	2	3	2	-	-	-	-
1945-46-1946-47	79	21	13	34	18	7	1	2	3	2	-	-	-	-
SHILL, Jack ... Center ... 5'9" ... 175 ... Jan. 12, 1913 in Toronto ONT ... (#18) ... Loaned from Toronto for cash, May 12, 1934 ... Returned to Toronto following 1934-35 season														
1934-35	45	4	4	8	22	2	0	0	0	0	-	-	-	-
SHOEBOTTOM, Bruce ... Defense ... 6'2" ... 200 ... Aug. 20, 1965 in Windsor ONT ... (#40; #45) ... Signed as a free agent, July 20, 1987														
1987-88-1990-91	35	1	4	5	53	14	1	2	3	77	-	-	-	-
SHORE, Eddie ... Defense ... 5'11" ... 190 ... Nov. 25, 1902 in Fort Qu'Appelle SASK ... (#2) ... Acquired from Edmonton/ WHL for cash, Aug. 20, 1926 ... Traded to NY Americans for Ed Wiseman and cash, Jan. 25, 1940														
1926-27-1939-40	541	103	176	279	1090	52	7	11	18	183	-	-	-	-
SIEBERT, Albert "Babe" ... Left Wing/ Defense ... 5'10" ... 182 ... Jan. 14, 1904 in Plattsville ONT ... (#12) ... Acquired from NY Rangers for Vic Ripley and Roy Burmeister, Dec. 18, 1933 ... Traded to Montreal with Roger Jenkins for Roy Goldsworthy, Sammy McManus and cash, Sept. 10, 1936														
1933-34-1935-36	125	23	33	56	179	6	0	1	1	6	-	-	-	-
SIGALET, Jonathan ... Defense ... 6'1" ... 185 ... Feb. 12, 1986 in Vancouver BC ... (#50) ... Fourth pick, 100th overall, in the 2005 NHL Entry Draft ... Traded to Columbus for Matt Marquardt, May 27, 2008														
2006-07	1	0	0	0	4	-	-	-	-	-	-	-	-	-
SIGALET, Jordan ... Goal ... 6'1" ... 180 ... Feb. 19, 1981 in New Westminster BC ... (#57) ... Sixth pick (seventh round), 209th overall, in the 2001 NHL Entry Draft														
2005-06	1	-	0	0	0	-	-	-	-	-	-	-	-	-
SILK, Dave ... Right Wing ... 5'11" ... 190 ... Jan. 1, 1958 in Scituate MA ... (#21) ... Acquired from NY Rangers for Dave Barr, Oct. 5, 1983 ... Claimed off waivers by Detroit, Dec. 21, 1984														
1983-84-1984-85	64	20	22	42	86	3	0	0	0	7	-	-	-	-
SIMMER, Charlie ... Left Wing ... 6'3" ... 210 ... Mar. 20, 1954 in Terrace Bay ONT ... (#23) ... Acquired from Los Angeles for 1985 first round draft pick (Dan Gratton), Oct. 24, 1984 ... Claimed by Pittsburgh in Waiver Draft, Oct. 5, 1987														
1984-85-1986-87	198	98	94	192	136	9	2	2	4	8	-	-	-	-
SIMMONS, Al ... Defense ... 6'0" ... 170 ... Sept. 25, 1951 in Winnipeg MAN ... (#26, #29) ... Acquired from San Diego/ WHL for cash, Feb. 7, 1974 ... Traded to NY Rangers for cash, Nov. 14, 1975														
1973-74; 1975-76	10	0	1	1	21	1	0	0	0	0	-	-	-	-
SIMMONS, Don ... Goal ... 5'10" ... 150 ... Sept. 13, 1931 in Port Colborne ONT ... (#1) ... Acquired from Springfield/ AHL for Norm Defelice, future considerations (Floyd Smith, June, 1957) and Jack Bionda, Jan. 22, 1957 ... Traded to Toronto for Ed Chadwick, Jan. 31, 1961														
1956-57-1960-61	169	-	0	0	14	21	-	0	0	0	-	-	-	-
SIMONETTI, Frank ... Defense ... 6'1" ... 190 ... Sept. 11, 1962 in Melrose MA ... (#21) ... Signed as a free agent, Oct. 4, 1984														
1984-85-1987-88	115	5	8	13	76	12	0	1	1	8	-	-	-	-
SIMS, Al ... Defense ... 6'0" ... 182 ... Apr. 18, 1953 in Toronto ONT ... (#20; #23; #29) ... Fourth pick (third round), 47th overall, in the 1973 NHL Amateur Draft ... Claimed by Hartford in Expansion Draft, June 13, 1979														
1973-74-1978-79	311	22	48	70	172	38	0	2	2	12	-	-	-	-
SKINNER, Alfie ... Right Wing ... 5'10" ... 180 ... Jan. 26, 1896 in Toronto ONT ... (#5) ... Acquired from Vancouver/ PCHA for cash, Nov. 2, 1924 ... Traded to Montreal Maroons for Bernie Morris and Bobby Benson, Jan. 3, 1925														
1924-25	10	0	1	1	17	-	-	-	-	-	-	-	-	-
SKRIKO, Petri ... Left Wing ... 5'10" ... 175 ... Mar. 12, 1962 in Lappeenranta FIN ... (#18; #29) ... Acquired from Vancouver for 1992 second round draft pick (Michael Peca), Jan. 16, 1991 ... Traded to Winnipeg for Brent Ashton, Oct. 29, 1991														
1990-91-1991-92	37	6	14	20	15	18	4	4	8	4	-	-	-	-
SKUDRA, Peter ... Goal ... 6'0" ... 185 ... Apr. 24, 1973 in Riga LAT ... (#35) ... Signed as a free agent, Oct. 3, 2000 ... Claimed off waivers by Buffalo, Oct. 6, 2000 ... Claimed off waivers from Buffalo, Nov. 14, 2000														
2000-01	25	-	0	0	0	-	-	-	-	-	-	-	-	-
SLEGR, Jiri ... Defense ... 6'4" ... 210 ... May 30, 1971 in Jihlava CZE REP ... (#71) ... Acquired from Vancouver for future considerations, Jan. 17, 2004														
2003-04-2005-06	68	9	26	35	83	7	1	1	2	0	-	-	-	-

ALL-TIME ROSTER

STUMPEL, Jozef ... Center ... 6'3" ... 210 ... July 20, 1972 in Nitra SVK ... (#48; #16; #22) ... Second pick, 40th overall, in the 1991 NHL Entry Draft ... Traded to Los Angeles with Sandy Moger and 1998 fourth round draft pick (Pierre Dagenais) for Dmitri Khristich and Byron Dafeo, Aug. 29, 1997 ... Acquired from Los Angeles with Glen Murray for Jason Allison and Mikko Eloranta, Oct. 24, 2001 ... Traded to Los Angeles with 2003 seventh round draft pick (Miroslav Hanuljak) for 2003 fourth (Patrik Valcak) and 2004 second (Martins Karsums) draft picks, June 20, 2003												
1991-92-1996-97;												
2001-02-2002-03	424	75	206	281	80	34	2	13	15	4		
STURM, Marco ... Left Wing ... 6'0" ... 195 ... Sept. 8, 1978 in Dingolfing GER ... (#16) ... Acquired from San Jose with Brad Stuart and Wayne Primeau for Joe Thornton, Nov. 30, 2005 ... Traded to Los Angeles for future considerations, Dec. 11, 2010												
2005-06-2009-10	302	106	87	193	156	14	2	2	4	10		
SUBBAN, Malcolm ... Goal ... 6'2" ... 200 ... Dec. 21, 1993 in Toronto ONT ... (#70) ... First pick, 24th overall, in the 2012 NHL Entry Draft												
2014-15; 2016-17	2	-	0	0	0	-	-	-	-	-	-	-
SULLIVAN, George "Red" ... Center ... 5'11" ... 155 ... Dec. 24, 1929 in Peterborough ONT ... (#12) ... Traded to Chicago for cash, Sept. 10, 1954												
1949-50-1952-53	102	15	21	36	32	12	0	0	0	2		
SULLIVAN, Mike ... Center ... 6'2" ... 190 ... Feb. 27, 1968 in Marshfield MA ... (#42) ... Acquired from Calgary for 1998 seventh round draft pick (Radek Duda), June 21, 1997 ... Claimed by Nashville in NHL Expansion Draft, June 26, 1998												
1997-98	77	5	13	18	34	6	0	1	1	2		
SUTHERLAND, Max ... Left Wing ... 5'10" ... 165 ... Feb. 8, 1907 in Grenfell SASK ... Acquired from Seattle/PCHL for cash, Oct. 21, 1931												
1931-32	2	0	0	0	0	-	-	-	-	-	-	-
SUTTER, Ron ... Center ... 6'0" ... 180 ... Dec. 2, 1963 in Viking ALTA ... (#10) ... Signed as a free agent, Mar. 9, 1996												
1995-96	18	5	7	12	24	5	0	0	0	8		
SVEDBERG, Niklas ... Goal ... 6'0" ... 176 ... Sept. 4, 1989 in Sollentuna SWE ... (#72) ... Signed as a free agent, May 29, 2012												
2013-14-2014-15	19	-	0	0	0	-	-	-	-	-	-	-
SWEENEY, Bob ... Center/Right Wing ... 6'3" ... 200 ... Jan. 25, 1964 in Concord MA ... (#42; #20) ... Sixth pick, 123rd overall, in the 1982 NHL Entry Draft ... Claimed off waivers by Buffalo, Oct. 9, 1992												
1986-87-1991-92	382	81	112	193	509	87	13	16	29	185		
SWEENEY, Don ... Defense ... 5'10" ... 184 ... Aug. 17, 1966 in St. Stephen NB ... (#32) ... Eighth pick, 166th overall, in the 1984 NHL Entry Draft												
1988-89-2002-03	1052	52	210	262	663	103	9	10	19	79		
SWEENEY, Tim ... Left Wing ... 5'11" ... 185 ... Apr. 12, 1967 in Boston MA ... (#51; #41; #42; #16) ... Signed as a free agent, Sept. 16, 1992 ... Claimed by Anaheim in NHL Expansion Draft, June 24, 1993 ... Signed as a free agent, Aug. 9, 1995												
1992-93;												
1995-96-1996-97	91	19	26	45	34	4	0	0	0	2		
SYLVESTRIL, Don ... Goal ... 6'0" ... 180 ... June 2, 1961 in Sudbury ONT ... (#30) ... Eighth pick (ninth round), 182nd overall, in the 1981 NHL Entry Draft												
1984-85	3	-	0	0	2	-	-	-	-	-	-	-
SZWARZ, Jordan ... Right Wing ... 5'11" ... 201 ... May 14, 1991 in Burlington ONT ... (#21) ... Signed as a free agent, July 1, 2017												
2017-18	12	0	3	3	2	-	-	-	-	-	-	-

- T -



TALBOT, Maxime ... Center ... 5'11" ... 190 ... Feb. 11, 1982 in Lemoyne QBC ... (#25) ... Acquired from Colorado with Paul Carey for Jordan Caron and 2016 sixth round draft pick (Oskar Steen), Mar. 2, 2015												
2014-15-2015-16	56	2	8	10	17	-	-	-	-	-	-	-
TALLAS, Robbie ... Goal ... 6'0" ... 170 ... Mar. 20, 1973 in Edmonton ALTA ... (#35) ... Signed as a free agent, Sept. 13, 1995												
1995-96-1999-00	87	-	0	0	6	-	-	-	-	-	-	-
TANABE, Dave ... Defense ... 6'1" ... 212 ... July 19, 1980 in White Bear Lake MN ... (#55) ... Acquired from Phoenix for Dave Scatchard, Nov. 18, 2005 ... Team exercised 'walk-away' option on arbitration award, Aug. 5, 2006												
2005-06	54	4	12	16	48	-	-	-	-	-	-	-
TARDIF, Jamie ... Right Wing ... 6'0" ... 205 ... Jan. 23, 1985 in Welland ONT ... (#68) ... Signed as a free agent, July 5, 2011												
2012-13	2	0	0	0	0	-	-	-	-	-	-	-
TATARINOV, Mikhail ... Defense ... 5'10" ... 195 ... July 16, 1966 in Angarsk USSR ... (#28) ... Signed as a free agent, July 30, 1993												
1993-94	2	0	0	0	2	-	-	-	-	-	-	-
TAYLOR, Billy ... Center ... 5'9" ... 150 ... May 3, 1919 in Winnipeg MAN ... (#12) ... Acquired from Detroit for Bep Guidolin, Oct. 15, 1947 ... Traded to NY Rangers with future considerations (Pentti Lund and Ray Manson, June, 1948) for Grant Warwick, Feb. 6, 1948												
1947-48	39	4	16	20	25	-	-	-	-	-	-	-
TAYLOR, Bobby ... Right Wing ... 6'1" ... 190 ... Aug. 12, 1904 in Newton MA ... Claimed from Boston/Can-Am in Inter-League Draft, May 13, 1929												
1929-30	6	0	0	0	4	-	-	-	-	-	-	-
TAYLOR, Chris ... Center ... 6'0" ... 189 ... Mar. 6, 1972 in Stratford ONT ... (#50; #38) ... Signed as a free agent, July 22, 1998												
1998-99	37	3	5	8	12	-	-	-	-	-	-	-
TAYLOR, Tim ... Center ... 6'1" ... 185 ... Feb. 6, 1969 in Stratford ONT ... (#26) ... Claimed from Detroit in Waiver Draft, Sept. 28, 1997												
1997-98-1998-99	128	24	18	42	112	18	0	3	3	18		
TEAL, Allan "Skip" ... Center ... 5'8" ... 155 ... July 17, 1933 in Ridgeway ONT												
1954-55	1	0	0	0	0	-	-	-	-	-	-	-

TENKRAT, Petr ... Right Wing ... 5'11" ... 187 ... May 31, 1977 in Kladno CZE REP ... (#17) ... Signed as a free agent, June 15, 2006												
2006-07	64	9	5	14	34	-	-	-	-	-	-	-
TESSIER, Orval ... Center ... 5'8" ... 160 ... June 30, 1933 in Cornwall ONT ... (#18) ... Claimed from Montreal in Intra-League Draft, June 1, 1955 ... Traded to Montreal for cash, Aug., 1964												
1955-56; 1960-61	55	5	7	12	6	-	-	-	-	-	-	-
THELIN, Mats ... Defense ... 5'10" ... 185 ... Mar. 30, 1961 in Stockholm SWE ... (#27) ... Sixth pick (seventh round), 140th overall, in the 1981 NHL Entry Draft												
1984-85-1986-87	163	8	19	27	176	5	0	0	0	6		
THELVEN, Michael ... Defense ... 5'11" ... 185 ... Jan. 7, 1961 in Stockholm SWE ... (#14; #22) ... Eighth pick (ninth round), 186th overall, in the 1980 NHL Entry Draft ... Retired due to injury, Feb. 26, 1991												
1985-86-1989-90	207	20	80	100	217	34	4	10	14	34		
THOMAS, Tim ... Goal ... 5'11" ... 181 ... Apr. 15, 1974 in Flint MI ... (#70; #30) ... Signed as a free agent, Sept. 4, 2001												
2002-03-2011-12	378	-	6	6	39	50	-	1	1	4		
THOMLINSON, Dave ... Left Wing ... 6'1" ... 215 ... Oct. 22, 1966 in Edmonton ALTA ... (#41) ... Signed as a free agent, July 30, 1991												
1991-92	12	0	1	1	17	-	-	-	-	-	-	-
THOMPSON, Cecil "Tiny" ... Goal ... 5'10" ... 160 ... May 31, 1905 in Sandon ALTA ... (#1) ... Acquired from Minneapolis/AHA for cash, May 12, 1928 ... Traded to Detroit for Normie Smith and cash, Nov. 28, 1938												
1928-29-1938-39	468	-	0	0	4	33	-	0	0	0		
THOMPSON, Cliff ... Defense ... 5'11" ... 185 ... Dec. 9, 1918 in Winchester MA ... (#18) ... Signed as a free agent, Oct. 22, 1941												
1941-42; 1948-49	16	0	1	1	2	-	-	-	-	-	-	-
THOMPSON, Nate ... Center ... 6'0" ... 207 ... Oct. 5, 1984 in Anchorage AK ... (#51) ... Eighth pick (sixth round), 183rd overall, in the 2003 NHL Entry Draft												
2006-07	4	0	0	0	0	-	-	-	-	-	-	-
THOMS, Bill ... Center ... 5'9" ... 170 ... Mar. 5, 1910 in Newmarket ONT ... (#18) ... Acquired from Chicago for cash, Jan. 14, 1945												
1944-45	17	4	2	6	0	1	0	0	0	2		
THORNTON, Joe ... Center ... 6'4" ... 223 ... July 2, 1979 in London ONT ... (#6; #19) ... First pick, first overall, in the 1997 NHL Entry Draft ... Traded to San Jose for Marco Sturm, Brad Stuart and Wayne Primeau, Nov. 30, 2005												
1997-98-2005-06	532	169	285	454	617	35	6	12	18	41		
THORNTON, Shawn ... Right Wing ... 6'2" ... 217 ... July 23, 1977 in Oshawa ONT ... (#22) ... Signed as a free agent, July 1, 2007												
2007-08-2013-14	480	34	42	76	748	86	1	6	7	62		
TIMANDER, Mattias ... Defense ... 6'3" ... 215 ... Apr. 16, 1974 in Solleftea SWE ... (#47; #37) ... Seventh pick, 208th overall, in the 1992 NHL Entry Draft ... Claimed by Columbus in NHL Expansion Draft, June 23, 2000												
1996-97-1999-00	146	2	23	25	52	4	1	1	2	2		
TOCCHET, Rick ... Right Wing ... 6'0" ... 205 ... Apr. 9, 1964 in Scarborough ONT ... (#22) ... Acquired from Los Angeles for Kevin Stevens, Jan. 25, 1996 ... Traded to Washington with Adam Oates and Bill Ranford for Jim Carey, Anson Carter, Jason Allison and 1997 third round draft pick (Lee Goren), Mar. 1, 1997												
1995-96-1996-97	67	32	22	54	131	5	4	0	4	21		
TOIVONEN, Hannu ... Goal ... 6'2" ... 200 ... May 18, 1984 in Kalvola FIN ... (#33; #54) ... First pick, 29th overall, in the 2002 NHL Entry Draft ... Traded to St. Louis for Carl Soderberg, July 23, 2007												
2005-06-2006-07	38	-	0	0	8	-	-	-	-	-	-	-
TOPPAZZINI, Jerry ... Right Wing ... 6'0" ... 180 ... July 29, 1931 in Copper Cliff ONT ... (#21) ... Traded to Chicago for Gus Bodnar, Feb. 16, 1954 ... Acquired from Detroit with Real Chevrefils for Murray Costello and Lorne Ferguson, Jan. 17, 1956 ... Traded to Chicago with Matt Ravlich for Murray Balfour and Mike Draper, June 9, 1964												
1952-53-1953-54;												
1955-56-1963-64	661	151	218	369	329	40	13	9	22	15		
TOPPAZZINI, Zello ... Right Wing ... 5'11" ... 180 ... Jan. 5, 1930 in Copper Cliff ONT ... (#19) ... Traded to NY Rangers with Ed Harrison for Duncan Fisher and future considerations (Nov. 20, 1950 loan of Alex Kaleta to Hershey/AHL), Nov. 16, 1950												
1948-49-1950-51	45	6	7	13	18	2	0	0	0	0		
TOUHEY, Bill ... Left Wing ... 5'9" ... 155 ... Mar. 23, 1906 in Ottawa ONT ... Claimed from Ottawa in Dispersal Draft, Sept. 26, 1931												
1931-32	26	5	2	7	14	-	-	-	-	-	-	-
TOWNSHEND, Graeme ... Right Wing ... 6'2" ... 225 ... Oct. 2, 1965 in Kingston JAM ... (#48) ... Signed as a free agent, May 12, 1989												
1989-90-1990-91	22	2	5	7	19	-	-	-	-	-	-	-
TRAVERSE, Patrick ... Defense ... 6'4" ... 205 ... Mar. 14, 1974 in Montreal QBC ... (#63) ... Acquired from Anaheim with Andrei Nazarov for Samuel Pahlsson, Nov. 18, 2000 ... Traded to Montreal for Eric Weinrich, Feb. 21, 2001												
2000-01	37	2	6	8	14	-	-	-	-	-	-	-
TROTMAN, Zach ... Defense ... 6'3" ... 216 ... Aug. 26, 1990 in Carmel IN ... (#42, #62) ... Eighth pick, 210th overall, in the 2010 NHL Entry Draft												
2013-14-2015-16	67	3	9	12	22	-	-	-	-	-	-	-
TURCO, Marty ... Goal ... 5'11" ... 184 ... Aug. 13, 1975 in Sault Ste. Marie ONT ... (#1) ... Signed as a free agent, Mar. 5, 2012												
2011-12	5	-	0	0	2	-	-	-	-	-	-	-
TURLICK, Gordon ... Left Wing/Center ... 6'1" ... 170 ... Sept. 17, 1939 in Miskel BC												
1959-60	2	0	0	0	2	-	-	-	-	-	-	-
TUZZOLINO, Tony ... Center ... 6'2" ... 208 ... Oct. 9, 1975 in Buffalo NY ... (#46) ... Signed as a free agent, July 23, 2001												
2001-02	2	0	0	0	0	-	-	-	-	-	-	-

ALL-TIME ROSTER

VAAKANAINEN, Urho ... Defense ... 6'1" ... 191 ... Jan. 1, 1999 in Joensuu FIN ... (#58) ... First pick, 18th overall, in the 2017 NHL Entry Draft	7	0	0	0	0	-	-	-	-	-	-
2018-19-2019-20	7	0	0	0	0	-	-	-	-	-	-
VACHON, Rogie ... Goal ... 5'7" ... 170 ... Sept. 8, 1945 in Palmarolle QBC ... (#1) ... Acquired from Detroit for Gilles Gilbert, July 15, 1980	91	-	2	2	6	4	-	0	0	0	0
1980-81-1981-82	91	-	2	2	6	4	-	0	0	0	0
VADNAIS, Carol ... Defense ... 6'1" ... 185 ... Sept. 25, 1945 in Montreal QBC ... (#10) ... Acquired from California with Don O'Donoghue for Reggie Leach, Rick Smith and Bob Stewart, Feb. 23, 1972 ... Traded to NY Rangers with Phil Esposito for Brad Park, Jean Ratelle and Joe Zanussi, Nov. 7, 1975	263	47	134	181	433	39	2	19	21	93	93
1971-72-1975-76	263	47	134	181	433	39	2	19	21	93	93
VAN IMPE, Darren ... Defense ... 6'1" ... 205 ... May 18, 1973 in Saskatoon SASK ... (#45; #20) ... Claimed off waivers from Anaheim, Nov. 26, 1997	220	15	56	71	216	17	3	3	6	4	4
1997-98-2000-01	220	15	56	71	216	17	3	3	6	4	4
VASKE, Dennis ... Defense ... 6'2" ... 210 ... Oct. 11, 1967 in Rockford IL ... (#29) ... Signed as a free agent, Sept. 10, 1998	3	0	0	0	6	-	-	-	-	-	-
1998-99	3	0	0	0	6	-	-	-	-	-	-
VATRANO, Frank ... Center ... 5'9" ... 201 ... Mar. 14, 1994 in East Longmeadow MA ... (#72) ... Signed as a free agent, Mar. 13, 2015 ... Traded to Florida for 2018 third round draft pick (Jakub Lauko), Feb. 22, 2018	108	20	11	31	50	6	1	0	1	4	4
2015-16-2017-18	108	20	11	31	50	6	1	0	1	4	4
VERNARSKY, Kris ... Center ... 6'3" ... 200 ... Apr. 5, 1982 in Detroit MI ... (#76) ... Acquired from Toronto for Ric Jackman, May 13, 2002	17	1	0	1	2	-	-	-	-	-	-
2002-03-2003-04	17	1	0	1	2	-	-	-	-	-	-
VESEY, Jim ... Center/Right Wing ... 6'1" ... 202 ... Oct. 29, 1965 in Boston MA ... (#54) ... Acquired from Winnipeg for future considerations, June 20, 1991	4	0	0	0	0	-	-	-	-	-	-
1991-92	4	0	0	0	0	-	-	-	-	-	-
VIRTUE, Terry ... Defense ... 6'0" ... 200 ... Aug. 12, 1970 in Scarborough ONT ... (#71) ... Signed as a free agent, Aug. 28, 1998	4	0	0	0	0	-	-	-	-	-	-
1998-99	4	0	0	0	0	-	-	-	-	-	-
VLADAR, Daniel ... Goal ... 6'6" ... 191 ... Aug. 20, 1997 in Prague CZE REP ... (#80) ... Seventh pick (third round), 75th overall, in the 2015 NHL Entry Draft	-	-	-	-	-	1	-	0	0	0	0
2019-20	-	-	-	-	-	1	-	0	0	0	0
VON STEFENELLI, Philip ... Defense ... 6'1" ... 200 ... Apr. 10, 1969 in Vancouver BC ... (#41) ... Signed as a free agent, July 6, 1994	27	0	4	4	16	-	-	-	-	-	-
1995-96	27	0	4	4	16	-	-	-	-	-	-

- W -



WAGNER, Chris ... Center ... 6'0" ... 198 ... May 27, 1991 in Walpole MA ... (#14) ... Signed as a free agent, July 1, 2018	143	18	11	29	98	24	4	1	5	6	6
2018-19-2019-20	143	18	11	29	98	24	4	1	5	6	6
WALTER, Ben ... Center ... 6'1" ... 195 ... May 11, 1984 in Beaconsfield QBC ... (#72; #56) ... Fifth pick, 160th overall, in the 2004 NHL Entry Draft ... Traded to NY Islanders with 2009 second round draft pick (Kevin Lynch) for Petteri Nokelainen, Sept. 11, 2007	10	0	0	0	4	-	-	-	-	-	-
2005-06-2006-07	10	0	0	0	4	-	-	-	-	-	-
WALTON, Mike ... Center ... 5'10" ... 175 ... Jan. 3, 1945 in Kirkland Lake ONT ... (#11; #27) ... Acquired from Philadelphia for Dan Schock and Rick MacLeish, Feb. 1, 1971 ... Traded to Vancouver with Chris Oddleifson and Fred O'Donnell for Bobby Schmautz, Feb. 7, 1974 ... Signed as a free agent, Dec. 5, 1978	168	60	57	117	92	25	9	7	16	34	34
1970-71-1972-73; 1978-79	168	60	57	117	92	25	9	7	16	34	34
WALZ, Wes ... Center ... 5'10" ... 185 ... May 15, 1970 in Calgary ALTA ... (#37; #13) ... Third pick, 57th overall, in the 1989 NHL Entry Draft ... Traded to Philadelphia with Garry Galley and 1993 third round draft pick (Milos Holan) for Gord Murphy, Brian Dobbin and 1992 third (Sergei Zholtok) and 1993 fourth (Charles Paquette) round draft picks, Jan. 2, 1992	73	9	12	21	44	2	0	0	0	0	0
1989-90-1990-91	73	9	12	21	44	2	0	0	0	0	0
WARD, Aaron ... Defense ... 6'2" ... 215 ... Jan. 17, 1973 in Windsor ONT ... (#44) ... Acquired from NY Rangers for Paul Mara, Feb. 27, 2007 ... Traded to Carolina for Patrick Eaves and 2010 fourth round draft pick (Justin Shugg), July 24, 2009	150	9	17	26	116	17	1	1	2	8	8
2006-07-2008-09	150	9	17	26	116	17	1	1	2	8	8
WARD, Dixon ... Right Wing ... 6'0" ... 200 ... Sept. 23, 1968 in Leduc ALTA ... (#29) ... Signed as a free agent, Nov. 3, 2000	63	5	13	18	65	-	-	-	-	-	-
2000-01	63	5	13	18	65	-	-	-	-	-	-
WARD, Don ... Defense ... 6'2" ... 200 ... Oct. 19, 1935 in Sarnia ONT ... (#18) ... Claimed from Calgary/WHL in Inter-League Draft, June 9, 1959 ... Traded to Portland/WHL with Gene Achty-michuk as future considerations portion of May, 1961 Don Head trade, Aug. 1961	31	0	1	1	18	-	-	-	-	-	-
1959-60	31	0	1	1	18	-	-	-	-	-	-
WARSOFSKY, David ... Defense ... 5'9" ... 170 ... May 30, 1990 in Marshfield MA ... (#79) ... Acquired from St. Louis for Vladimir Sobotka, June 26, 2010	10	1	2	3	0	-	-	-	-	-	-
2013-14-2014-15	10	1	2	3	0	-	-	-	-	-	-
WARWICK, Grant ... Right Wing ... 5'6" ... 155 ... Oct. 11, 1921 in Regina SASK ... (#12) ... Acquired from NY Rangers for Billy Taylor and future considerations (Pentti Lund and Ray Manson, June, 1948), Feb. 6, 1948 ... Traded to Montreal for cash, Oct. 10, 1949	76	28	20	48	24	10	2	3	5	4	4
1947-48-1948-49	76	28	20	48	24	10	2	3	5	4	4
WATSON, Joe ... Defense ... 5'10" ... 185 ... July 6, 1943 in Smithers BC ... (#14) ... Claimed by Philadelphia in NHL Expansion Draft, June 6, 1967	74	2	14	16	38	-	-	-	-	-	-
1964-65; 1966-67	74	2	14	16	38	-	-	-	-	-	-
WEBSTER, Tom ... Right Wing ... 5'10" ... 170 ... Oct. 4, 1948 in Kirkland Lake ONT ... (#11; #21; #22) ... Claimed by Buffalo in NHL Expansion Draft, June 10, 1970	11	0	3	3	11	1	0	0	0	0	0
1968-69-1969-70	11	0	3	3	11	1	0	0	0	0	0

WEILAND, Ralph "Cooney" ... Center ... 5'7" ... 150 ... Nov. 5, 1904 in Seaforth ONT ... (#7; #14) ... Acquired from Minneapolis/AHA for cash, Dec. 23, 1927 ... Traded to Ottawa for Joe Lamb and cash, July 25, 1932 ... Acquired from Detroit with Walt Buswell for Marty Barry and Art Giroux, June 30, 1935	365	131	107	238	125	36	10	8	18	8	8
1928-29-1931-32; 1935-36-1938-39	365	131	107	238	125	36	10	8	18	8	8
WEINRICH, Eric ... Defense ... 6'1" ... 215 ... Dec. 19, 1966 in Roanoke VA ... (#27) ... Acquired from Montreal for Patrick Traverse, Feb. 21, 2001	22	1	5	6	10	-	-	-	-	-	-
2000-01	22	1	5	6	10	-	-	-	-	-	-
WENSINK, John ... Left Wing ... 6'0" ... 200 ... Apr. 1, 1953 in Cornwall ONT ... (#18) ... Signed as a free agent, Oct. 12, 1976 ... Claimed by Quebec in Waiver Draft, Oct. 10, 1980	248	57	55	112	429	39	2	6	8	86	86
1976-77-1979-80	248	57	55	112	429	39	2	6	8	86	86
WESLEY, Glen ... Defense ... 6'1" ... 197 ... Oct. 2, 1968 in Red Deer ALTA ... (#26) ... First pick, third overall, in the 1987 NHL Entry Draft ... Traded to Hartford for 1995 (Kyle McLaren), 1996 (Johnathan Aitken) and 1997 (Sergei Samsonov) first round draft picks, Aug. 26, 1994	537	77	230	307	421	105	15	32	47	109	109
1987-88-1993-94	537	77	230	307	421	105	15	32	47	109	109
WESTFALL, Ed ... Right Wing ... 6'1" ... 197 ... Sept. 19, 1940 in Belleville ONT ... (#18) ... Claimed by NY Islanders in NHL Expansion Draft, June 6, 1972	733	126	213	339	410	50	13	17	30	29	29
1961-62-1971-72	733	126	213	339	410	50	13	17	30	29	29
WHEELER, Blake ... Right Wing ... 6'5" ... 208 ... Aug. 31, 1986 in Robbinsdale MN ... (#42; #26) ... Signed as a free agent, July 1, 2008 ... Traded to Atlanta with Mark Stuart for Rich Peverley and Boris Valabik, Feb. 18, 2011	221	50	60	110	131	21	1	5	6	6	6
2008-09-2010-11	221	50	60	110	131	21	1	5	6	6	6
WHITFIELD, Trent ... Center ... 5'11" ... 209 ... June 17, 1977 in Estevan SASK ... (#42) ... Signed as a free agent, July 13, 2009	17	0	1	1	7	4	0	0	0	0	0
2009-10; 2011-12	17	0	1	1	7	4	0	0	0	0	0
WHITMORE, Kay ... Goal ... 5'11" ... 175 ... Apr. 10, 1967 in Sudbury ONT ... (#31) ... Acquired from Edmonton for cash, July 20, 2000	5	-	0	0	0	-	-	-	-	-	-
2000-01	5	-	0	0	0	-	-	-	-	-	-
WIDEMAN, Dennis ... Defense ... 6'0" ... 208 ... Mar. 20, 1983 in Kitchener ONT ... (#6) ... Acquired from St. Louis for Brad Boyes, Feb. 27, 2007 ... Traded to Florida with 2010 first (Derek Forbort) and 2011 third (Kyle Rau) round draft picks for Nathan Horton and Gregory Campbell, June 22, 2010	256	33	86	119	165	30	1	21	22	8	8
2006-07-2009-10	256	33	86	119	165	30	1	21	22	8	8
WIEMER, Jim ... Defense ... 6'4" ... 216 ... Jan. 9, 1961 in Sudbury ONT ... (#30; #36) ... Signed as a free agent, July 6, 1989	201	11	47	58	259	40	2	7	9	36	36
1989-90-1993-94	201	11	47	58	259	40	2	7	9	36	36
WILCOX, Archie ... Right Wing/Defense ... 5'11" ... 195 ... May 9, 1904 in Montreal QBC ... (#15) ... Claimed off waivers from Montreal Maroons, Jan. 29, 1934 ... Traded to St. Louis for Burr Williams, Dec. 2, 1934	13	0	1	1	2	-	-	-	-	-	-
1933-34	13	0	1	1	2	-	-	-	-	-	-
WILKINS, Barry ... Defense ... 6'0" ... 190 ... Feb. 28, 1947 in Toronto ONT ... (#27) ... Claimed by Vancouver in NHL Expansion Draft, June 10, 1970	8	1	0	1	2	-	-	-	-	-	-
1966-67; 1968-69-1969-70	8	1	0	1	2	-	-	-	-	-	-
WILKINSON, John "Jack" ... Defense ... 5'11" ... 195 ... July 9, 1911 in Ottawa ONT	9	0	0	0	6	-	-	-	-	-	-
1943-44	9	0	0	0	6	-	-	-	-	-	-
WILLIAMS, Burton "Burr" ... Defense ... 5'10" ... 183 ... Aug. 30, 1909 in Okemah OK ... Acquired from St. Louis for Archie Wilcox, Dec. 2, 1934 ... Traded to Detroit for cash, Dec. 31, 1934	7	0	0	0	6	-	-	-	-	-	-
1934-35	7	0	0	0	6	-	-	-	-	-	-
WILLIAMS, Tom ... Right Wing ... 5'11" ... 180 ... Apr. 17, 1940 in Duluth MN ... (#11) ... Traded to Minnesota with Barry Gibbs for 1969 first round draft pick (Don Tannahill) and future considerations (Fred O'Donnell, May 7, 1971), May 7, 1969 ... Acquired from California for cash, Mar. 5, 1972 ... Traded to Washington for cash, July 22, 1974	391	96	136	232	111	4	1	0	1	2	2
1961-62-1968-69	391	96	136	232	111	4	1	0	1	2	2
WILSON, Gordie ... Left Wing ... 6'0" ... 175 ... Aug. 13, 1932 in Port Arthur ONT ... (#25)	2	0	0	0	0	-	-	-	-	-	-
1954-55	2	0	0	0	0	-	-	-	-	-	-
WILSON, Landon ... Right Wing ... 6'2" ... 216 ... Mar. 13, 1975 in St. Louis MO ... (#27) ... Acquired from Colorado with Anders Myrvold for 1998 first round draft pick (Robyn Regehr), Nov. 22, 1996	130	12	21	33	91	9	1	1	2	8	8
1996-97-1999-00	130	12	21	33	91	9	1	1	2	8	8
WILSON, Ross "Lefty" ... Goal ... 5'11" ... 178 ... Oct. 15, 1919 in Toronto ONT ... Loaned from Detroit to replace injured Don Simmons, Dec. 29, 1957	1	-	0	0	0	-	-	-	-	-	-
1957-58	1	-	0	0	0	-	-	-	-	-	-
WILSON, Wally ... Center ... 5'11" ... 165 ... May 25, 1921 in Berwick NS ... (#22) ... Acquired from Toronto for cash, Aug. 17, 1947	53	11	8	19	18	1	0	0	0	0	0
1947-48	53	11	8	19	18	1	0	0	0	0	0
WINGELS, Tommy ... Center ... 6'0" ... 200 ... Apr. 12, 1988 in Evanston IL ... (#57) ... Acquired from Chicago for 2019 fifth round draft pick, Feb. 26, 2018	18	2	3	5	2	4	0	0	0	0	0
2017-18	18	2	3	5	2	4	0	0	0	0	0
WINKLER, Hal ... Goal ... 5'8" ... 150 ... Mar. 20, 1892 in Gretna MAN ... (#11) ... Acquired from NY Rangers for cash, Jan. 17, 1927	67	-	0	0	0	10	-	0	0	0	0
1926-27-1927-28	67	-	0	0	0	10	-	0	0	0	0
WINNES, Chris ... Right Wing ... 6'0" ... 201 ... Feb. 12, 1968 in Ridgefield CT ... (#40) ... Ninth pick (eighth round), 161st overall, in the 1987 NHL Entry Draft	29	1	4	5	6	1	0	0	0	0	0
1990-91-1992-93	29	1	4	5	6	1	0	0	0	0	0
WISEMAN, Ed ... Right Wing ... 5'7" ... 160 ... Dec. 28, 1912 in Newcastle NB ... (#7) ... Acquired from NY Americans with cash for Eddie Shore, Jan. 25, 1940	111	30	52	82	18	22	8	4	12	2	2
1939-40-1941-42	111	30	52	82	18	22	8	4	12	2	2
WOYTOWICH, Bob ... Defense ... 6'0" ... 185 ... Aug. 18, 1941 in Winnipeg MAN ... (#8) ... Claimed from NY Rangers in Intra-League Draft, June 10, 1964 ... Claimed by Minnesota in NHL Expansion Draft, June 6, 1967	154	6	34	40	134	-	-	-	-	-	-
1964-65-1966-67	154	6	34	40	134	-	-	-	-	-	-
WOZNIEWSKI, Andy ... Defense ... 6'5" ... 225 ... May 25, 1980 in Chicago IL ... (#44) ... Signed as a free agent, Sept. 9, 2009	2	0	0	0	0	-	-	-	-	-	-
2009-10	2	0	0	0	0	-	-	-	-	-	-

ALL-TIME ROSTER

-Y-



YACKEL, Ken ... Right Wing ... 5'11" ... 195 ... Mar. 5, 1932 in St. Paul MN ... [#12] ... Acquired from NY Rangers for cash, Sept. 30, 1958

1958-59 6 0 0 0 2 2 0 0 0 2
YELLE, Stephane ... Center ... 6'2" ... 183 ... May 9, 1974 in Ottawa ONT ... (#18) ... Signed as a free agent, Sept. 3, 2008

2008-09 77 7 11 18 32 11 0 1 1 2
YORK, Jason ... Defense ... 6'1" ... 200 ... May 20, 1970 in Nepean ONT ... (#25) ... Signed as a
 free agent, July 21, 2006

2006-07 49 1 7 8 32 - - - -
YOUNG, Carl "C. J." ... Right Wing ... 5'10" ... 180 ... Jan. 1, 1968 in Waban MA ... (#18) ...
 Acquired from Calgary for Brent Ashton, Feb. 1, 1993

1992-93	15	4	5	9	12	-	-	-	-	-
---------	----	---	---	---	----	---	---	---	---	---

- Z -



ZAMUNER, Rob ... Left Wing ... 6'3" ... 203 ... Sept. 17, 1969 in Oakville ONT ... (#17) ... Signed as a free agent, July 6, 2001

2001-02-2003-04	178	26	24	50	58	18	0	2	2	8
-----------------	-----	----	----	----	----	----	---	---	---	---

ZANON, Greg ... Defense ... 5'11" ... 202 ... June 5, 1980 in Burnaby BC ... [#6] ... Acquired from Minnesota for Steven Kampfer, Feb. 27, 2012

2011-12 17 1 1 2 4 7 0 1 1 0
ZANUSSI, Joe ... Defense ... 5'10" ... 180 ... Sept. 25, 1947 in Rossland BC ... (#29) ... Acquired from NY Rangers with Brad Park and Jean Ratelle for Phil Esposito and Carol Vadnais, Nov. 7, 1975 ... Traded to St. Louis for Rick Smith, Dec. 20, 1976

1975-76-1976-77	68	1	8	9	38	4	0	1	1	2
-----------------	----	---	---	---	----	---	---	---	---	---

ZBORIL, Jakub ... Defense ... 6'1" ... 196 ... Feb. 21, 1997 in Brno, CZE REP ... (#67) ... First pick, 13th overall, in the 2015 NHL Entry Draft

2018-19	2	0	0	0	0	-	-	-	-	-
---------	---	---	---	---	---	---	---	---	---	---

ZEHR, Jeff ... Left Wing ... 6'3" ... 195 ... Dec. 10, 1978 in Woodstock ONT ... (#54) ... Signed as a free agent, June 21, 1999

1999-00	4	0	0	0	2	-	-	-	-	-
---------	---	---	---	---	---	---	---	---	---	---

ZHAMNOV, Alexei ... Center ... 6'1" ... 204 ... Oct. 1, 1970 in Moscow RUS ... (#10) ... Signed as a free agent, Aug. 4, 2005

2005-06	24	1	9	10	30	-	-	-	-	-
---------	----	---	---	----	----	---	---	---	---	---

ZHOLTOK, Sergei ... Center ... 6'0" ... 190 ... Dec. 2, 1972 in Riga, LAT ... (#11) ... Second pick (third round), 55th overall, in the 1992 NHL Entry Draft


1992-93-1993-94	25	2	2	4	2	-	-	-	-	-
-----------------	----	---	---	---	---	---	---	---	---	---

ZINOVJEV, Sergei ... Center ... 5'10" ... 185 ... Mar. 4, 1980 in Novokuznetsk, RUS ... (#54) ... Sixth pick (third round), 73rd overall, in the 2000 NHL Entry Draft

2003-04	10	0	1	1	2	-	-	-	-	-
---------	----	---	---	---	---	---	---	---	---	---

ZOMBO, Rick ... Defense ... 6'1" ... 202 ... May 8, 1963 in Des Plaines, IL ... (#34) ... Acquired from St. Louis for Fred Knipscheer, Oct. 2, 1995

1995-96	67	4	10	14	53	-	-	-	-	-
---------	----	---	----	----	----	---	---	---	---	---



1924-25 Boston Bruins Team

2019-20 Boston Bruins Team



ALL-TIME GOALTENDING ROSTER

NOTE - Goaltenders are also listed in the previous roster pages with their personal information, years played, assists, points and penalty minutes. The following lists their goaltending statistics. Career regular season statistics are on the first line and playoff statistics (if any) are on the second line.

LEGEND:

Goaltender	GP	MINS	W-L-T-O	GA	GAA	SO
ABBOTT, George	1	60	0-1-0-0	7	7.00	0
ADAMS, John	14	780	9-3-1-0	39	3.00	1
AULD, Alex	23	1213	9-7-0-5	47	2.32	2
BAILEY, Scott	19	965	6-6-2-0	55	3.42	0
BALES, Mike	1	25	0-0-0-0	1	2.42	0
BARON, Marco	64	3576	31-23-5-0	203	3.41	1
Playoffs	1	20	0-1-0	3	9.00	0
BELANGER, Yves	8	328	2-0-3-0	19	3.48	0
BENNETT, Harvey	25	1470	10-12-2-0	104	4.24	0
BERTHIAUME, Daniel	8	399	1-4-2-0	21	3.16	0
BIBEAULT, Paul	43	2490	14-22-6-0	159	3.83	2
Playoffs	7	437	3-4-0	22	3.02	0
BILLINGTON, Craig	35	1753	15-14-3-0	98	3.35	1
Playoffs	2	85	0-1-0	7	4.94	0
BITTNER, Dick	1	60	0-0-1-0	3	3.00	0
BLUE, John	41	2266	14-16-7-0	111	2.94	1
Playoffs	2	96	0-1-0	5	3.12	0
BRIMSEK, Frank	444	27030	230-144-70-0	1159	2.57	35
Playoffs	68	4394	32-36-0	186	2.54	2
BRODERICK, Ken	20	1102	9-8-1-0	48	2.61	1
BROOKS, Ross	54	3045	37-7-6-0	134	2.64	4
Playoffs	1	20	0-0-0	3	9.00	0
CAREY, Jim	29	1500	8-15-1-0	88	3.52	2
CASEY, Jon	57	3192	30-15-9-0	153	2.88	4
Playoffs	11	698	5-6-0	34	2.92	0
CHADWICK, Ed	4	240	0-3-1-0	22	5.50	0
CHEEVERS, Gerry	416	24255	226-103-76-0	1168	2.89	26
Playoffs	88	5387	53-34-0	242	2.70	8
CHEVELDAE, Tim	2	93	0-1-0-0	5	3.22	0
COLVIN, Les	1	60	0-1-0-0	4	4.00	0
COURTEAU, Maurice	6	360	2-4-0-0	33	5.50	0
CRAIG, Jim	23	1270	9-7-6-0	78	3.68	0
CUDE, Wilf	2	120	1-1-0-0	6	3.00	1
DAFOE, Byron	283	16364	132-104-40-0	627	2.30	25
Playoffs	24	1548	10-14-0	59	2.29	3
DAMORE, Nick	1	60	1-0-0-0	3	3.00	0
DASKALAKIS, Cleon	12	506	3-4-1-0	41	4.86	0
DEFELICE, Norm	10	600	3-5-2-0	30	3.00	0
DeGUIDICE, Matt	11	434	2-5-1-0	28	3.87	0
EVANS, Claude	1	60	0-0-1-0	4	4.00	0
FERNANDEZ, Manny	32	1888	18-10-0-3	87	2.76	2
FINLEY, Brian	2	59	0-1-0-0	3	3.04	0
FOSTER, Norm	3	184	2-1-0-0	14	4.57	0
FOWLER, Norman	7	409	1-6-0-0	42	6.16	0
FRANKS, Jim	1	60	0-1-0-0	6	6.00	0
GAMBLE, Bruce	80	4798	18-51-11-0	314	3.93	1
GARDINER, Bert	41	2460	17-19-5-0	212	5.17	1
GELINEAU, Jack	141	8459	46-62-33-0	429	3.04	7
Playoffs	4	260	1-2-0	7	1.62	1
GILBERT, Gilles	277	15893	155-73-39-0	782	2.95	16
Playoffs	31	1856	17-14-0	93	3.01	3
GILL, Andre	5	270	3-1-0-0	13	2.89	1
GRAHAME, John	76	4246	29-30-9-0	196	2.77	4
GRAHAME, Ron	40	2328	26-6-7-0	107	2.76	3
Playoffs	4	202	2-1-0	7	2.08	0
GRANT, Benny	1	60	0-1-0-0	10	10.00	0
GUSTAVSSON, Jonas	24	1258	11-9-0-1	57	2.72	1
HACKETT, Jeff	18	991	8-9-0-0	53	3.21	1
Playoffs	3	179	1-2-0	5	1.67	0
HALAK, Jaroslav	71	4141	40-17-0-10	163	2.36	8
Playoffs	9	543	4-5-0	25	2.76	0
HEAD, Don	38	2280	9-26-3-0	158	4.16	2
HENDERSON, John	46	2718	15-14-16-0	117	2.58	5
Playoffs	2	120	0-2-0	8	4.00	0
HENRY, Gordon	3	180	1-2-0-0	5	1.67	1
Playoffs	5	283	1-4-0	20	4.24	0
HENRY, Jim	237	14142	93-99-44-0	596	2.53	24
Playoffs	23	1381	8-14-0	67	2.91	1
JACKSON, Percy	5	270	1-1-1-0	9	2.00	0
JOHNSON, Chad	27	1511	17-4-0-3	53	2.10	2

JOHNSTON, Ed	444	25720	182-192-54-0	1381	3.22	27
Playoffs	13	764	7-6-0	37	2.91	1
JUNKIN, Joe	1	9	0-0-0-0	0	0.00	0
KEANS, Doug	154	8628	83-46-13-0	479	3.33	4
Playoffs	6	357	2-4-0	26	4.37	0
KEENAN, Don	1	60	0-1-0-0	4	4.00	0
KHUDOBIN, Anton	62	3529	33-16-0-9	147	2.50	2
Playoffs	1	27	0-0-0	0	0.00	0
LACHER, Blaine	47	2636	22-16-4-0	123	2.80	4
Playoffs	5	283	1-4-0	12	2.55	0
LEMELIN, Reggie	183	10302	92-62-17-0	531	3.09	6
Playoffs	28	1497	12-10-0	77	3.09	1
LOCKHART, Howard	2	120	0-2-0-0	11	5.50	0
LUMLEY, Harry	77	4618	35-33-9-0	243	3.16	6
Playoffs	8	496	3-5-0	25	3.02	0
MacDONALD, Joey	7	358	2-2-0-1	16	2.68	0
McINTYRE, Zane	8	333	0-4-0-1	22	3.97	0
MILLAR, Al	6	360	1-4-1-0	25	4.17	0
MOFFAT, Mike	18	918	7-6-2-0	67	4.38	0
Playoffs	11	662	6-5-0	38	3.45	0
MOOG, Andy	261	15055	136-75-36-0	772	3.08	13
Playoffs	70	4068	36-32-0	203	2.99	3
NORRIS, Jack	23	1379	10-11-2-0	85	3.70	1
PARENT, Bernie	57	3101	16-32-5-0	190	3.68	1
PEETERS, Pete	171	9986	91-58-16-0	499	3.00	9
Playoffs	21	1262	9-12-0	75	3.57	1
PERREAULT, Bob	22	1286	3-12-7-0	82	3.83	1
PETTIE, Jim	21	1157	9-7-2-0	71	3.68	1
PLANTE, Jacques	8	480	7-1-0-0	16	2.00	2
Playoffs	2	120	0-2-0	10	5.00	0
POTVIN, Felix	28	1605	12-8-6-0	67	2.50	4
PRONOVOST, Claude	1	60	1-0-0-0	0	0.00	1
RANFORD, Bill	122	6918	52-49-14-0	368	3.19	6
Playoffs	8	481	1-7-0	31	3.87	0
RASK, Tuukka	536	30812	291-158-0-64	1163	2.26	50
Playoffs	93	5855	51-42-0	215	2.20	7
RAYCROFT, Andrew	108	6052	43-46-10-2	264	2.62	3
Playoffs	7	447	3-4-0	16	2.15	1
REDDING, George	1	11	0-0-0-0	1	5.45	0
REECE, Dave	14	776	7-5-2-0	43	3.32	2
RIENDEAU, Vincent	29	1541	10-12-2-0	77	3.00	1
Playoffs	2	120	1-1-0	8	4.00	0
RIGGIN, Pat	49	2781	20-16-9-0	156	3.37	1
Playoffs	1	60	0-1-0	3	3.00	0
RING, Bobby	1	33	0-0-0-0	4	7.24	0
ROBERTS, Maurice	2	85	1-1-0-0	5	3.53	0
ROMANO, Roberto	1	60	0-1-0-0	6	6.00	0
SAUVE, Philippe	2	41	0-0-0-0	4	5.80	0
SAWCHUK, Terry	102	6118	40-43-19-0	258	2.53	11
SCHAFER, Paxton	3	77	0-0-0-0	6	4.65	0
SHIELDS, Steve	36	2112	12-13-9-0	97	2.76	0
Playoffs	2	119	0-2-0	6	3.03	0
SIGALET, Jordan	1	1	0-0-0-0	0	0.00	0
SIMMONS, Don	169	10077	67-71-30-0	487	2.90	15
Playoffs	21	1271	11-10-0	54	2.55	3
SKUDRA, Peter	25	1116	6-12-1-0	62	3.33	0
STEWART, Charles	77	4742	30-41-5-0	194	2.45	10
STEWART, Jim	1	20	0-1-0-0	5	15.00	0
SUBBAN, Malcolm	2	62	0-2-0-0	6	5.82	0
SVEDBERG, Niklas	19	961	8-5-0-1	37	2.31	2
SYLVESTR, Don	3	102	0-0-2-0	6	3.53	0
TALLAS, Rob	87	4442	26-35-10-0	211	2.85	3
THOMAS, Tim	378	21784	196-121-0-45	899	2.48	31
Playoffs	50	3100	29-21-0	107	2.07	6
THOMPSON, Cecil	468	28949	252-153-63-0	960	1.99	74
Playoffs	33	2300	15-18-0	66	1.72	6
TOIVONEN, Hannu	38	2056	12-14-0-5	114	3.33	1
TOPPAZZINI, Jerry	1	1	0-0-0	0	0.00	0
TURCO, Marty	5	261	2-2-0	16	3.68	0
VACHON, Rogie	91	5176	44-30-12	300	3.48	2
Playoffs	4	183	0-2-0	17	5.57	0
VLADAR, Daniel	-	-	-	-	-	-
Playoffs	1	29	0-0-0	3	6.27	0
WHITMORE, Kay	5	203	1-2-0-0	18	5.33	0
WILSON, Ross	1	52	0-0-1-0	1	1.16	0
WINKLER, Hal	67	4204	32-22-13-0	110	1.57	19
Playoffs	10	640	2-3-5	18	1.69	2

ALL-TIME COACHING RECORDS

NOTE - Following are the all-time regular season records of Boston Bruins coaches.

LEGEND	GP	W	L	T	OT	PTS	WIN%
BOUCHER, George 1949-50	70	22	32	16	-	60	.429
BOWNESS, Rick 1991-92	80	36	32	12	-	84	.525
BURNS, Pat 1997-98 1998-99 1999-2000 2000-01 TOTAL	82 82 82 8 254	39 39 24 3 105	30 30 39 4 103	13 13 19 1 46	- - 6 - 6	91 91 73 7 262	.555 .555 .445 .438 .516
CASSIDY, Bruce 2016-17 2017-18 2018-19 2019-20 TOTAL	27 82 82 70 261	18 50 49 44 161	8 20 24 14 66	- - - - -	1 12 9 12 34	37 112 107 100 356	.685 .683 .652 .714 .682
CHEEVERS, Gerry 1980-81 1981-82 1982-83 1983-84 1984-85 TOTAL	80 80 80 80 56 376	37 43 50 49 25 204	30 27 20 25 24 126	13 10 10 6 7 46	- - - - - -	87 96 110 104 57 454	.544 .600 .688 .650 .509 .604
CHERRY, Don 1974-75 1975-76 1976-77 1977-78 1978-79 TOTAL	80 80 80 80 80 400	40 48 49 51 43 231	26 15 23 18 23 105	14 17 8 11 14 64	- - - - - -	94 113 106 113 100 526	.588 .706 .663 .706 .625 .658
CLAPPER, Aubrey "Dit" 1945-46 1946-47 1947-48 1948-49 TOTAL	50 60 60 60 230	24 26 23 29 102	18 23 24 23 88	8 11 13 8 40	- - - - -	56 63 59 66 244	.560 .525 .492 .550 .530
CREIGHTON, Fred 1979-80	73	40	20	13	-	93	.637
FTOREK, Robbie 2001-02 2002-03 TOTAL	82 73 155	43 33 76	24 28 52	6 8 14	9 4 13	101 78 179	.616 .534 .577
GORING, Butch 1985-86 1986-87 TOTAL	80 13 93	37 5 42	31 7 38	12 1 13	- - -	86 11 97	.538 .423 .522
GUIDOLIN, Armand 1972-73 1973-74 TOTAL	26 78 104	20 52 72	6 17 23	0 9 9	- - -	40 113 153	.769 .724 .736
JOHNSON, Tom 1970-71 1971-72 1972-73 TOTAL	78 78 52 208	57 54 31 142	14 13 16 43	7 11 5 23	- - - -	121 119 67 307	.776 .763 .644 .738
JULIEN, Claude 2007-08 2008-09 2009-10 2010-11 2011-12 2012-13 2013-14 2014-15 2015-16 2016-17 TOTAL	82 82 82 82 82 48 82 82 82 55 759	41 53 39 46 49 28 54 41 42 26 419	29 19 30 25 29 14 19 27 31 23 246	- - - - - - - - - - -	12 10 13 11 4 6 9 14 9 6 94	94 116 91 103 102 62 117 96 93 58 932	.573 .707 .555 .628 .622 .646 .713 .585 .567 .527 .614
KASPER, Steve 1995-96 1996-97 TOTAL	82 82 164	40 26 66	31 47 78	11 9 20	- - -	91 61 152	.555 .372 .463
KEENAN, Mike 2000-01	74	33	28	7	6	79	.538
LEWIS, Dave 2006-07	82	35	41	-	6	76	.463

MILBURY, Mike 1989-90 1990-91 TOTAL	80 80 160	46 44 90	25 24 49	9 12 21	- - -	101 100 201	.631 .625 .628
O'CONNELL, Mike 2002-03	9	3	3	3	0	9	.500
O'REILLY, Terry 1986-87 1987-88 1988-89 TOTAL	67 80 80 227	34 44 37 115	27 30 29 86	6 6 14 26	- - - -	74 94 88 256	.552 .588 .550 .564
PATRICK, Frank 1934-35 1935-36 TOTAL	48 48 96	26 22 48	16 20 36	6 6 12	- - -	58 50 108	.604 .521 .563
PATRICK, Lynn 1950-51 1951-52 1952-53 1953-54 1954-55 TOTAL	70 70 70 70 30 310	22 25 28 32 10 117	30 29 29 28 14 130	18 16 13 10 6 63	- - - - - -	62 66 69 74 26 297	.443 .471 .493 .529 .433 .479
ROSS, Art 1924-25 1925-26 1926-27 1927-28 1928-29 1929-30 1930-31 1931-32 1932-33 1933-34 1936-37 1937-38 1938-39 1941-42 1942-43 1943-44 1944-45 TOTAL	30 36 44 44 44 44 44 48 48 48 48 48 48 48 50 50 50 772	6 17 21 20 26 38 28 15 25 18 23 30 36 25 24 19 16 387	24 15 20 13 13 5 1 12 15 25 18 11 11 10 17 26 30 290	0 4 3 11 5 1 6 12 8 5 7 7 2 6 9 5 4 95	- - - - - - - - - - - - - - - - -	12 38 45 51 57 57 62 42 58 41 58 50 53 67 74 67 869	.200 .528 .511 .580 .648 .875 .705 .438 .604 .427 .552 .698 .771 .583 .570 .430 .360 .563
SCHMIDT, Milt 1954-55 1955-56 1956-57 1957-58 1958-59 1959-60 1960-61 1962-63 1963-64 1964-65 1965-66 TOTAL	40 70 70 70 70 70 70 56 70 70 70 726	13 23 34 27 32 28 15 13 18 21 21 245	12 34 24 28 29 34 42 31 40 43 43 360	15 13 12 15 9 8 13 12 12 6 6 121	- - - - - - - - - - - -	41 59 80 69 73 64 43 38 45 48 48 611	.513 .421 .571 .493 .521 .457 .307 .339 .343 .343 .343 .421
SINDEN, Harry 1966-67 1967-68 1968-69 1969-70 1979-80 1984-85 TOTAL	70 74 76 76 7 24 327	17 37 42 40 6 11 153	43 27 18 17 1 10 116	10 10 16 19 0 3 58	- - - - - - -	44 84 100 99 12 25 364	.314 .568 .658 .651 .857 .521 .557
SULLIVAN, Mike 2003-04 2005-06 TOTAL	82 82 164	41 29 70	19 37 56	15 - 15	7 16 23	104 74 178	.634 .451 .543
SUTTER, Brian 1992-93 1993-94 1994-95 TOTAL	84 84 48 216	51 42 27 120	26 29 18 73	7 13 3 23	- - - -	109 97 57 263	.649 .577 .594 .609
WATSON, Phil 1961-62 1962-63 TOTAL	70 14 84	15 1 16	47 8 55	8 5 13	- - -	38 7 45	.271 .250 .268
WEILAND, Ralph 1939-40 1940-41 TOTAL	48 48 96	31 27 58	12 8 20	5 13 18	- - -	67 67 134	.698 .698 .698

ALL-TIME COACHING RECORDS

NOTE - Following are the all-time playoff records of Boston Bruins coaches.

LEGEND:	Season	GP	W	L	T	WIN%
BOWNESS, Rick	1992	15	8	7	0	.533
BURNS, Pat	1998	6	2	4	0	.333
	1999	12	6	6	0	.500
	TOTAL	18	8	10	0	.444
CASSIDY, Bruce	2017	6	2	4	0	.333
	2018	12	5	7	0	.417
	2019	24	15	9	0	.625
	2020	13	5	8	0	.385
	TOTAL	55	27	28	0	.491
CHEEVERS, Gerry	1981	3	0	3	0	.000
	1982	11	6	5	0	.545
	1983	17	9	8	0	.529
	1984	3	0	3	0	.000
	TOTAL	34	15	19	0	.441
CHERRY, Don	1975	3	1	2	0	.333
	1976	12	5	7	0	.417
	1977	14	8	6	0	.571
	1978	15	10	5	0	.667
	1979	11	7	4	0	.636
	TOTAL	55	31	24	0	.564
CLAPPER, Aubrey	1946	10	5	5	0	.500
	1947	5	1	4	0	.200
	1948	5	1	4	0	.200
	1949	5	1	4	0	.200
	TOTAL	25	8	17	0	.320
FTOREK, Robbie	2002	6	2	4	0	.333
GORING, Butch	1986	3	0	3	0	.000
GUIDOLIN, Armand	1973	5	1	4	0	.200
	1974	16	10	6	0	.625
	TOTAL	21	11	10	0	.524
JOHNSON, Tom	1971	7	3	4	0	.429
	1972	15	12	3	0	.800
	TOTAL	22	15	7	0	.682
JULIEN, Claude	2008	7	3	4	0	.429
	2009	11	7	4	0	.636
	2010	13	7	6	0	.538
	2011	25	16	9	0	.640
	2012	7	3	4	0	.429
	2013	22	14	8	0	.636
	2014	12	7	5	0	.583
	TOTAL	97	57	40	0	.588
KASPER, Steve	1996	5	1	4	0	.200

MILBURY, Mike	1990	21	13	8	0	.619
	1991	19	10	9	0	.526
	TOTAL	40	23	17	0	.575
O'CONNELL, Mike	2003	5	1	4	0	.200
O'REILLY, Terry	1987	4	0	4	0	.000
	1988	23	12	10	1	.543
	1989	10	5	5	0	.500
	TOTAL	37	17	19	1	.473
PATRICK, Frank	1935	4	1	3	0	.250
	1936	2	1	1	0	.500
	TOTAL	6	2	4	0	.333
PATRICK, Lynn	1951	6	1	4	1	.250
	1952	7	3	4	0	.429
	1953	11	5	6	0	.455
	1954	4	0	4	0	.000
	TOTAL	28	9	18	1	.339
ROSS, Art	1927	8	2	2	4	.500
	1928	2	0	1	1	.250
	1929	5	5	0	0	1.000
	1930	6	3	3	0	.500
	1931	5	2	3	0	.400
	1933	5	2	3	0	.400
	1937	3	1	2	0	.333
	1938	3	0	3	0	.000
	1939	12	8	4	0	.667
	1942	5	2	3	0	.400
	1943	9	4	5	0	.444
	1945	7	3	4	0	.429
	TOTAL	70	32	33	5	.493
SCHMIDT, Milt	1955	5	1	4	0	.200
	1957	10	5	5	0	.500
	1958	12	6	6	0	.500
	1959	7	3	4	0	.429
	TOTAL	34	15	19	0	.441
SINDEN, Harry	1968	4	0	4	0	.000
	1969	10	6	4	0	.600
	1970	14	12	2	0	.857
	1980	10	4	6	0	.400
	1985	5	2	3	0	.400
	TOTAL	43	24	19	0	.558
SULLIVAN, Mike	2004	7	3	4	0	.429
SUTTER, Brian	1993	4	0	4	0	.000
	1994	13	6	7	0	.462
	1995	5	1	4	0	.200
	TOTAL	22	7	15	0	.318
WEILAND, Ralph	1940	6	2	4	0	.333
	1941	11	8	3	0	.727
	TOTAL	17	10	7	0	.588



ALL-TIME TRADE REGISTER

Note: All clubs listed are NHL unless otherwise noted. Listings with 'Montreal' are Canadiens unless otherwise noted. Trades are listed by season (July 1-June 30).

1924-25

October 29: Hec Fowler acquired from Victoria/PCHL for cash.
 November 2: Thomas "Smokey" Harris acquired from Seattle/PCHL for cash.
 November 2: Fern Headley acquired from Saskatoon/WCHL for cash.
 November 2: Bobby Rowe acquired from Seattle/WCHL for cash.
 November 2: Alf Skinner acquired from Vancouver/PCHL for cash.
 November 18: Lloyd Cook acquired from Vancouver/WCHL for cash.
 December 14: Billy Stuart acquired from Toronto for cash.
 December 19: George Carroll acquired from Montreal Maroons for Ernie Parkas.
 December 21: Thomas "Smokey" Harris traded to Vancouver/WCHL for cash.
 December 24: Howard Lockhart acquired from Toronto for cash.
 January 6: Bobby Benson and Bernie Morris acquired from Montreal Maroons for Alf Skinner.
 January 10: Lionel Hitchman acquired from Ottawa for cash.

1925-26

October 29: Fern Headley traded to Vancouver/WHL for cash.
 November 8: Sprague Cleghorn acquired from Montreal for cash.
 January 3: Percy Galbraith and Bill Hill acquired from St. Paul/AHA for cash.
 January 14: Normie Shay traded to Toronto for cash.

1926-27

August 20: Eddie Shore acquired from Edmonton/WHL for cash.
 August 30: Archie Briden acquired from Calgary/WHL for cash.
 September 4: Duke Keats acquired from Edmonton/WHL for cash.
 September 4: Harry Oliver acquired from Calgary/WHL for cash.
 October 22: Billy Coutu acquired from Montreal for Amby Moran.
 November 4: Gerry Geran traded to St. Paul/AHA for cash.
 January 7: Frank Fredrickson and Harry Meeking acquired from Detroit for Archie Briden and Duke Keats.
 January 17: Billy Boucher acquired from Montreal for Carson Cooper.
 January 17: Hal Winkler acquired from New York Rangers for cash.
 January 18: Stan Jackson traded to Ottawa for cash.
 January 31: Charles Cahill traded to New Haven/Can-Am for cash.
 January 31: Reg McLlwain acquired from New Haven/Can-Am for Charles Larose.
 May 22: Carson Cooper acquired from Montreal for Billy Boucher.
 May 22: Fred Gordon acquired from Detroit for Harry Meeking.



Eddie Shore's Aug. 20, 1926 acquisition led to Stanley Cup championships in 1929 and 1939.

1927-28

October: Harry Connor acquired from Saskatoon/PrHL for cash.
 October 24: Nobby Clark and Dutch Gainor acquired from Minneapolis/AHA for Red Stuart, cash and future considerations.
 October 25: Dit Clapper acquired from Boston/Can-Am for cash.
 December 21: Eric Pettinger and cash acquired from Toronto for Jimmy Herberts.
 December 23: Cooney Weiland acquired from Minneapolis/AHA for cash.
 January 5: Nobby Clark and Billy Coutu traded to New Haven/Can-Am for cash.
 May 12: Tiny Thompson acquired from Minneapolis/AHA for cash.
 May 18: Red Green acquired from New York Americans for Harry Connor.
 June 20: Eddie Rodden acquired from Toronto for cash.

1928-29

October: Leland Harrington traded to Providence/Can-Am for cash.
 October 25: Cy Denny acquired from Ottawa for cash.
 December 21: Mickey Mackay and cash acquired from Pittsburgh for Frank Fredrickson.

January 8: George Owen acquired from Toronto for Eric Pettinger and Hugh Plaxton.
 January 21: Myles Lane acquired from New York Rangers for cash.
 January 25: Bill Carson acquired from Toronto for cash.
 May 13: Art Gagne acquired from Montreal for cash.
 May 13: George Patterson acquired from Montreal for cash.

1929-30

October 16: Eddie Rodden traded to London/IHL for cash.
 December 21: Art Gagne traded to Ottawa for cash.
 January 30: Harry Connor acquired from Ottawa for Bill Hutton.
 February 4: Henry Harris acquired from Seattle/PCHL for cash.
 February 17: Harry Foster and cash acquired from New York Rangers for Bill Regan.
 April 17: Ron Lyons acquired from Portland/PCHL for cash.

1930-31

October 16: Bill Hutton acquired from Ottawa for Harry Connor.
 November 24: Bill Carson traded to London/IHL for cash.
 December 8: Hal Darragh acquired from Philadelphia for Bill Hutton and Ron Lyons.
 February: Ron Lyons acquired from Philadelphia for cash.
 April 15: Frank Jerwa acquired from Vancouver/PCHL for cash.
 May 13: Bud Cook acquired from Montreal for cash.

1931-32

August 25: Joe Jerwa acquired from New York Rangers for Dutch Gainor.
 October 21: Max Sutherland acquired from Seattle/PCHL for cash.
 November 4: Eddie Burke acquired from Boston/Can-Am for cash.
 February 1: Ed Jeremiah acquired from New York Americans for cash.
 April 13: Billy Burch acquired from New York Americans for cash.

1932-33

July 25: Joe Lamb and cash acquired from Ottawa for Cooney Weiland.
 August 22: Orville Heximer acquired from New York Rangers for cash.
 September: Paul Runge traded to Philadelphia/Can-Am for cash.
 October: Yank Boyd traded to Philadelphia/Can-Am for cash.
 October 17: Nels Stewart acquired from Montreal Maroons for cash.
 October 25: Eddie Burke traded to Philadelphia/Can-Am for cash.
 January 6: Harry Foster traded to Tulsa/AHA for cash.
 January 17: Vic Ripley acquired from Chicago for Billy Burch.
 January 25: Alex Smith acquired from Ottawa for future considerations (Earl Roche, January 25, 1933).
 February 12: Tommy Filmore acquired from New York Americans for Jim Klein.

1933-34

October 4: Bob Gracie acquired from Ottawa for Bud Cook, Percy Galbraith and Ted Saunders.
 November: Bert McInenly acquired from Ottawa for cash.
 December 18: Babe Siebert acquired from New York Rangers for Ray Burmeister and Vic Ripley.
 January 11: Lloyd Gross and George Patterson acquired from New York Americans for Art Chapman and Bob Gracie.
 February 13: Lloyd Gross traded to Detroit for cash.

1934-35

October 2: Johnny Gagnon acquired from Montreal for Joe Lamb.
 October 10: Gene Carrigan acquired from Detroit for George Patterson.
 October 18: Art Giroux acquired from Montreal for cash.
 October 18: Alex Smith traded to New York Americans for cash.
 November 1: Jean Pusie acquired from New York Rangers for Percy Jackson.
 November 2: Harry Oliver traded to New York Americans for cash.
 November 5: Tony Savage acquired from Montreal for Tom Filmore and cash.
 November 18: Percy Jackson acquired from New York Rangers for cash.
 November 27: Walter Harnott and Don Smillie traded to Syracuse/IHL for cash.
 December 2: Burr Williams acquired from St. Louis for Archie Wilcox.
 December 3: Jack Portland acquired from Montreal for Tony Savage and cash.
 December 4: Joe Lamb acquired from Montreal for cash.
 December 4: Max Kaminski and Des Roche acquired from St. Louis for Joe Lamb.
 December 13: Walter Jackson acquired from New York Americans for Hap Emms and Orville Heximer.
 December 27: Don Smillie traded to Windsor/IHL for cash.
 December 28: Paul Haynes acquired from Montreal Maroons for cash.
 December 31: Burr Williams traded to Detroit for cash.
 January 9: Johnny Gagnon traded to Montreal for cash.
 January 10: Gerry Shannon acquired from St. Louis for Frank Jerwa.

ALL-TIME TRADE REGISTER

June 30: Walt Buswell and Cooney Weiland acquired from Detroit for Marty Barry and Art Giroux.

1935-36

July 13: Roger Jenkins acquired from Montreal for Walt Buswell, Jean Pusie and cash.

September 28: Joe Jerwa and Nels Stewart traded to New York Americans for cash.

September 30: Jack Riley acquired from Montreal for Paul Haynes.

December 19: Eddie Finnigan acquired from New York Americans for cash.

December 24: Paul Runge acquired from Montreal for cash.

December 28: Ray Getliffe acquired from New York Rangers for cash.

December 29: Lorne Duguid acquired from Detroit for Gene Carrigan.

January 5: Bill Hollett acquired from Toronto for cash.

April: Paul Runge traded to Montreal for cash.

1936-37

September: Bob Blake traded to Minneapolis/AHA for cash.

September 10: Bun Cook acquired from New York Rangers for cash.

September 10: Roy Goldsworthy, Sammy McManus and cash acquired from Montreal for Roger Jenkins and Babe Siebert.

October 7: Eddie Finnigan traded to Providence/AHL for cash.

October 7: Bert McInenly traded to Providence/AHL for cash.

October 26: Hooley Smith acquired from Montreal Maroons for cash and future considerations (Gerry Shannon, December 4, 1936)

December 7: Max Kaminski traded to Montreal Maroons for cash.

December 19: Walter Kalbfleish acquired from New York Americans for Ted Graham.

December 19: Nels Stewart traded to New York Americans for cash.

January 25: Joe Jerwa traded to New York Americans for loan of Al Shields and future considerations (Terry Reardon and Tom Cooper, October 17, 1937).

1937-38

September 23: Art Jackson acquired from Toronto for cash and future considerations.

November 5: Hooley Smith traded to New York Americans for cash.

December 19: Gord Pettinger acquired from Detroit for John Beattie.

December 22: Clarence Drouillard and cash acquired from Detroit for Alex Motter.

1938-39

October 24: Roy Goldsworthy traded and Art Jackson loaned to New York Americans for cash.

November 28: Norm Smith and cash acquired from Detroit for Tiny Thompson.

1939-40

October 10: Herb Cain acquired from Montreal for Ray Getliffe and Charlie Sands.

January 25: Ed Wiseman and cash acquired from New York Americans for Eddie Shore.

January 27: Des Smith acquired from Chicago for Jack Portland.

1940-41

June 27: Mel Hill traded to Brooklyn for cash.

1941-42

November 24: Dutch Hiller and cash acquired from Detroit for Pat McReavy.

December 18: Red Hamill traded to Chicago for cash.

January 4: Harvey Jackson acquired from New York Americans for cash.

January 26: Phil Hergesheimer acquired from Chicago for cash.

1942-43

August 15: Dutch Hiller traded to Montreal for cash.

March 8: Oscar Aubuchon, Norm Calladine and Ab DeMarco acquired from Providence/AHL for cash.

1943-44

October 30: Bert Gardiner acquired from Montreal for cash.

November: Oscar Aubuchon and Ab DeMarco traded to New York Rangers for cash.

November: Charles Scherza traded to New York Rangers for cash.

January 5: Pat Egan acquired from Detroit for Bill Hollett.

February 22: Al Palazzari traded to New York Rangers for cash.

1944-45

October 30: Bill Jennings acquired from Detroit for Pete Leswick.

November 27: Guy Labrie traded to New York Rangers for cash.

December 24: Art Jackson traded to Toronto for cash and future considerations

(Bingo Kampman, October 29, 1945)
January 14: Bill Thoms acquired from Chicago for cash.

1945-46

December 6: Jean-Paul Gladu traded to St. Louis/AHL for cash.

February 5: Norm McAtee acquired from Chicago for Bill Jennings.

June: Don Grosso acquired from Chicago for cash.

June 19: Babe Pratt acquired from Toronto for Eric Pogue and cash.

1946-47

August: Joe Carveth acquired from Detroit for Roy Conacher.

September 17: Jack Church traded to New York Rangers for cash.

February 15: Bill Shill traded to Montreal for cash.

May 15: Babe Pratt traded to Cleveland/AHL for cash.

June 14: Don Grosso traded to St. Louis/AHL for cash.

1947-48

August 17: Wally Wilson acquired from Toronto for cash.

October 15: Billy Taylor acquired from Detroit for Bep Guidolin.

December 16: Jimmy Peters and John Guilty acquired from Montreal for Joe Carveth.

February 6: Grant Warwick acquired from New York Rangers for Billy Taylor and future considerations (Pentti Lund and Ray Manson, June, 1948).

June 30: Gerry Brown and Hal Jackson acquired from Montreal for Jack McGill.

1948-49

No trades

1949-50

August 16: Pete Horek and Bill Quackenbush acquired from Detroit for Pete Babando, Lloyd Durham, Clare Martin and Jimmy Peters.

September 8: Frank Brimsek traded to Chicago for cash.

October 7: Lorne Ferguson and Billy Moe acquired from New York Rangers for Pat Egan.

October 9: Norm McAtee traded to Washington/AHL for cash.

October 10: Grant Warwick traded to Montreal for cash.

December 22: Bud Poile acquired from New York Rangers for cash.

April 17: Steve Kraftcheck acquired from Cleveland/AHL for cash.

April 17: Ed Reigle acquired from Cleveland/AHL for cash.

1950-51

November 16: Bill Ezinicki and Vic Lynn acquired from Toronto for Leo Boivin, Ferry Flaman, Phil Maloney and Ken Smith.

November 16: Duncan Fisher and future considerations (loan of Alex Kaleta to Hershey/AHL, November 20, 1950) acquired from New York Rangers for Ed Harrison and Zello Toppazzini.

December 5: Max Quackenbush acquired on loan for 1950-51 season from Detroit for Steve Kraftcheck.

February 14: Hal Laycoe acquired from Montreal for Ross Lowe.

May: Ed Reigle traded to Detroit for cash.

1951-52

August 20: Adam Brown acquired from Chicago for cash.

September 20: Gus Kyle, Pentti Lund and cash acquired from NY Rangers for Paul Ronty.

September 28: Jim Henry acquired from Detroit for cash.

November 1: Pete Horeck traded to Chicago for cash.

December 10: Jean-Paul Gladu and Joe Lund acquired from Cleveland/AHL for Ken Davies and Vic Lynn.

January 9: Fleming Mackell acquired from Toronto for Jim Morrison.

January 28: Bill Ezinicki traded to Toronto for cash.

1952-53

August 14: Ed Kryzanowski traded to Chicago for cash.

September 16: Joe Klukay acquired from Toronto for cash.

October 31: Ed Kryzanowski acquired from Chicago for cash.

November 8: Ed Kryzanowski traded to Providence/AHL for cash.

June: Ray Gariepy acquired from Hershey/AHL for Duncan Fisher and Ellard O'Brien.

June 26: Cal Gardner acquired from Chicago for cash.

1953-54

July 1: Sam Bettio and Pentti Lund traded to Victoria/WHL for cash.

October: Wayne Brown acquired from Seattle/WHL for cash.

October: Guyle Fielder acquired from Seattle/WHL for cash.

November 28: Jack Gelineau traded to Chicago for cash.

ALL-TIME TRADE REGISTER

January 21: Jack McIntyre traded to Chicago for cash.
 February 5: Jean-Paul Gladu traded to Syracuse/AHL for cash.
 February 16: Gus Bodnar acquired from Chicago for Jerry Toppazzini.

1954-55

July 20: Ferny Flaman acquired from Toronto for Dave Creighton.
 September 10: George Sullivan traded to Chicago for cash.
 September 23: John Henderson acquired from Toronto for Ray Gariepy.
 October 4: Murray Costello acquired from Chicago for Frank Martin.
 November 9: Leo Boivin acquired from Toronto for Joe Klukay.
 June 3: Marcel Bonin, Lorne Davis, Terry Sawchuk and Vic Stasiuk acquired from Detroit for Gilles Boisvert, Real Chevrefils, Norm Corcoran, Warren Godfrey and Ed Sandford.

1955-56

December: Floyd Hillman acquired from Victoria/WHL for Arnott Whitney.
 January 17: Real Chevrefils and Jerry Toppazzini acquired from Detroit for Murray Costello and Lorne Ferguson.

1956-57

October 8: Allan Stanley acquired from Chicago for cash.
 January 22: Don Simmons acquired from Springfield/AHL for Jack Bionda, Norm DeFelice and future considerations (Floyd Smith, June, 1957).

1957-58

July 10: John Bucyk and cash acquired from Detroit for Terry Sawchuk.
 September: Don Cherry traded to Springfield/AHL for cash.
 January: Harry Lumley acquired from Chicago for cash.
 May 1: Hank Bassen, Bill McCreary and Dennis Olson acquired from Detroit for Gerry Ehman.

1958-59

September 30: Ken Yackel acquired from New York Rangers for cash.
 October 8: Jim Morrison acquired from Toronto for Allan Stanley.
 November 21: Bo Elik acquired from Toronto for Gordon Redahl.

1959-60

August 25: Nick Mickoski acquired from Detroit for Jim Morrison.
 June 6: Billy Carter acquired from Montreal for cash.

1960-61

November 27: Andre Pronovost acquired from Montreal for Jean-Guy Gendron.
 January 23: Gary Aldcorn, Tom P. McCarthy and Murray Oliver acquired from Detroit for Leo Labine and Vic Stasiuk.
 January 31: Ed Chadwick acquired from Toronto for Don Simmons.
 May: Don Head acquired from Portland/WHL for Jack Bionda and future considerations (Gene Achtymichuk and Don Ward, August, 1961; Loan of Bruce Gamble, September, 1961).
 June: Terry Gray and Cliff Pennington acquired from Montreal for Stan Maxwell and Willie O'Ree.

1961-62

August: Jimmy Bartlett traded to Providence/AHL for cash.
 September: Harry Pidhirny traded to San Francisco/WHL for cash.
 October 26: Wayne Connelly acquired from Montreal for Bob Armstrong, loan of Dallas Smith and cash.
 November: Billy Carter traded to Montreal for cash.
 June: Bob Perreault acquired from Detroit for Barry Ashbee and Ed Chadwick.
 June: Don Head traded to Portland/WHL for cash.

1962-63

July 26: Larry McNabb and cash acquired from San Francisco/WHL for Orland Kurtenbach, Ed Panagabko and future considerations (Gerry Ouellette, July 7, 1963).
 December 3: Forbes Kennedy acquired from Detroit for Andre Pronovost.
 February 4: Dean Prentice acquired from New York Rangers for Don McKenney and Dick Meissner.
 June: Bob McCord acquired from Springfield/AHL for Bruce Gamble, Terry Gray, Randy Miller and Dale Rolfe.
 June: Cliff Pennington traded to San Francisco/WHL for cash.
 June: Willie Marshall acquired from Hershey/AHL for Dan Poliziani.
 June 4: Bob Perreault traded to San Francisco/WHL for cash.

1963-64

September 28: Wayne Hicks traded to Montreal for cash.

October: Orland Kurtenbach acquired from San Francisco/WHL for cash.
 October 10: Gerry Odrowski acquired from Detroit for Warren Godfrey.
 December 17: Cliff Pennington acquired from San Francisco/WHL for Gerry Odrowski and future considerations (loan of Dallas Smith for 1964-65 season, July 8, 1964).
 May: Larry Leach traded to Portland/WHL for cash.
 June 5: Andy Hebenton traded to Portland/WHL for cash.
 June 6: Wayne Connelly traded to San Francisco/WHL for cash.
 June 8: Reggie Fleming and Ab McDonald acquired from Chicago for Doug Mohns.
 June 9: Murray Balfour and Mike Draper acquired from Chicago for Matt Ravlich and Jerry Toppazzini.

1964-65

August: Tom P. McCarthy traded to Toronto for cash.
 August: Orval Tessier traded to Montreal for cash.
 May 31: Bob Dillabough, Ron Harris, Al Langlois and Parker MacDonald acquired from Detroit for Bob McCord, Ab McDonald and Ken Stephanson.
 June 8: Ron Stewart acquired from Toronto for Andy Hebenton, Orland Kurtenbach and Pat Stapleton.

1965-66

December 30: Pit Martin acquired from Detroit for Parker MacDonald.
 January 10: John McKenzie acquired from New York Rangers for Reggie Fleming.
 February 16: Gary Doak, Bill Lesuk, Ron Murphy and future considerations (Steve Atkinson, June 6, 1966) acquired from Detroit for Leo Boivin and Dean Prentice.
 June 14: Wayne Connelly acquired from San Francisco/WHL for cash.

1966-67

May 15: Phil Esposito, Ken Hodge and Fred Stanfield acquired from Chicago for Gilles Marotte, Pit Martin and Jack Norris.
 May 15: Eddie Shack acquired from Toronto for Murray Oliver and cash.

1967-68

May 20: Skip Krake traded to Los Angeles Kings for 1970 first round draft pick (Reggie Leach).
 May 21: John Arbour and Jean Pronovost traded to Pittsburgh for cash.
 June: Wayne Maxner traded to Hershey/AHL for cash.

1968-69

May 7: Barry Gibbs and Tommy Williams traded to Minnesota for 1969 first round draft pick (Dan Tannahill) and future considerations (Fred O'Donnell, May 7, 1971).

1969-70

October 22: Ted Hodgson traded to Salt Lake/WHL for cash.
 December 10: Wayne Carleton acquired from Toronto for Jim Harrison.
 May 26: Jim Lorentz traded to St. Louis for 1970 first round draft pick (Ron Plumb).
 June 9: Steve Atkinson traded to Hershey/AHL for cash.

1970-71

February: Bill Speer traded to Providence/AHL for cash.
 February 1: Mike Walton acquired from Philadelphia for Rick MacLeish and Danny Schock.
 May: Bob Leiter traded to Pittsburgh for cash.

1971-72

September 4: Doug Roberts acquired from California for cash.
 November 17: Richie Leduc and Chris Oddleifson acquired from California for Ivan Boldirev.
 February 23: Don O'Donoghue and Carol Vadnais acquired from California for Reggie Leach, Rick Smith and Bob Stewart.
 March 5: Tommy Williams acquired from California for cash.

1972-73

August 3: John McKenzie traded to Philadelphia for cash.
 March 1: Gary Doak acquired from Detroit for Ace Bailey and future considerations (Murray Wing, June 4, 1974).
 March 3: Jacques Plante and 1973 third round draft pick (Doug Gibson) acquired from Toronto for 1973 first round draft pick (Ian Turnbull) and future considerations (Ed Johnston, May 22, 1973).
 March 10: Ken Broderick acquired from San Diego/WHL for cash and future considerations (Ed Johnston, May 22, 1973).

ALL-TIME TRADE REGISTER

May 22: Gilles Gilbert acquired from Minnesota for Fred Stanfield.

1973-74

October 5: Jake Rathwell, 1974 second round draft pick (Mark Howe) and cash acquired from St. Louis for Don Awrey.

October 25: Darryl Edestrand acquired from Pittsburgh for Nick Beverley.

November 22: Doug Roberts traded to Detroit for cash.

February 7: Bobby Schmautz acquired from Vancouver for Chris Oddleifson, Fred O'Donnell and Mike Walton.

February 7: Al Simmons acquired from San Diego/WHL for cash.

June 12: Walt McKechnie acquired from New York Rangers for Derek Sanderson.

1974-75

July 22: Tommy Williams traded to Washington for cash.

February 18: Earl Anderson and Hank Nowak acquired from Detroit for Walt McKechnie and 1975 third round draft pick (Claire Hamilton).



Phil Esposito was involved in two of the biggest trades in Bruins history. He was acquired from Chicago in a May 15, 1967 six-player deal and went to the NY Rangers in a five-player swap on Nov. 7, 1975.

1975-76

November 7: Brad Park, Jean Ratelle and Joe Zanussi acquired from New York Rangers for Phil Esposito and Carol Vadnais.

November 14: Al Simmons traded to New York Rangers for cash.

May 26: Rick Middleton acquired from New York Rangers for Ken R. Hodge.

1976-77

December 20: Rick Smith acquired from St. Louis for Joe Zanussi.

1977-78

December 3: Matti Hagman traded to Quebec/WHA for cash.

March 13: Darryl Edestrand traded to Los Angeles for cash.

1978-79

September 6: Dick Redmond acquired from Atlanta for Gregg Sheppard.

September 18: Doug Halward traded to Los Angeles for future considerations.

October 9: Ron Grahame traded to Los Angeles for 1979 first round draft pick (Ray Bourque).

October 11: Mark Suzor acquired from Colorado for Clayton Pachal.

1979-80

October 23: Bobby Lalonde acquired from Atlanta for future considerations.

December 10: Dan Newman acquired from Edmonton for Bobby Schmautz.

June 2: Jim Craig acquired from Atlanta for 1980 second (Steve Konroyd) and 1981 third (Mike Vernon) round draft picks.

1980-81

July 16: Rogie Vachon acquired from Detroit for Gilles Gilbert.

December 18: Mike O'Connell acquired from Chicago for Al Secord.

February 18: Mike Gillis acquired from Colorado for Bob Miller.

1981-82

June 9: Dave Donnelly and Brad Palmer acquired from Minnesota for Boston agreeing not to draft Brian Bellows with 1982 first overall pick.

June 9: Pete Peeters acquired from Philadelphia for Brad McCrimmon.

1982-83

November 8: Stan Jonathan traded to Pittsburgh for cash.

1983-84

October 5: Dave Silk acquired from New York Rangers for Dave Barr.

January 3: Bob LaForest acquired from Los Angeles for Marco Baron.

February 3: Jim Nill acquired from Vancouver for Peter McNab.

March 6: John Blum acquired from Edmonton for Larry Melnyk.

June 21: Ken Linseman acquired from Edmonton for Mike Krushelnyski.

1984-85

October 15: Randy Hillier traded to Pittsburgh for 1985 fourth round draft pick (Peter Massey).

October 23: Charlie Simmer acquired from Los Angeles for 1985 first round draft pick (Don Gratton).

October 24: Louis Sleigher acquired from Quebec for Luc Dufour and 1985 fourth round draft pick (Peter Massey).

February 2: Morris Lukowich acquired from Winnipeg for Jim Nill.

1985-86

October 11: Bill Derlago acquired from Toronto for Tom Fergus.

November 14: Pat Riggan acquired from Washington for Pete Peeters.

January 30: Wade Campbell acquired from Winnipeg for Bill Derlago.

March 10: Reed Larson acquired from Detroit for Mike O'Connell.

March 11: Dwight Foster acquired from Detroit for Dave Donnelly.

May 19: Tom J. McCarthy acquired from Minnesota for 1986 third (Rob Zettler) and 1987 second (Scott McCrady) round draft picks.

June 6: Cam Neely and 1987 first round draft pick (Glen Wesley) acquired from Vancouver for Barry Pederson.



Few Boston trades have had the impact - on and off the ice - of the June 6, 1986 acquisition of Cam Neely.

1986-87

February 6: Roberto Romano acquired from Pittsburgh for Pat Riggan.

March 9: Paul Boutilier traded to Minnesota for 1987 fourth round draft pick (Darwin MacPherson).

June 1: John Blum acquired from Washington for 1988 seventh round draft pick (Brad Schlegel).

1987-88

October 6: Mike Stevens acquired from Vancouver for cash.

March 8: Moe Lemay acquired from Edmonton for Alan May.

March 8: Andy Moog acquired from Edmonton for Geoff Courtnall, Bill Ranford and 1988 second round draft pick (Petro Koivonen).

1988-89

November 3: Paul Guay acquired from Los Angeles for Dave Pasin.

December 30: Ray Neufeld acquired from Winnipeg for Moe Lemay.

January 22: Jay Miller traded to Los Angeles for future considerations (Steve Kasper for Bobby Carpenter, January 23, 1989).

January 23: Bobby Carpenter acquired from Los Angeles for Steve Kasper.

February 13: Ron Flockhart acquired from St. Louis for cash.

June 17: Tommy Lehmann traded to Edmonton for 1989 third round draft pick (Wes Walz).

1989-90

September 28: Bobby Gould acquired from Washington for future considerations (Alain Cote, October 2, 1989)

October 2: Mike Millar acquired from Washington for Alfie Turcotte.

December 13: Dave Christian acquired from Washington for Bobby Joyce.

January 6: Dave Poulin acquired from Philadelphia for Ken Linseman.

March 2: Brian Propp acquired from Philadelphia for 1990 second round draft pick (Terran Sandwith).

June 28: Chris Nilan acquired from New York Rangers for Greg Johnston and 1990 sixth round draft pick (Barry Young).

ALL-TIME TRADE REGISTER

1990-91

August 21: Ken D. Hodge acquired from Minnesota for 1992 fourth round draft pick (Jere Lehtinen).
 October 22: Vladimir Ruzicka acquired from Edmonton for Greg Hawgood.
 November 9: Steve Bancroft acquired from Toronto for Robert Cimetta.
 January 16: Petri Skriko acquired from Vancouver for 1992 second round draft pick (Michael Peca).
 June 20: Jim Vesey acquired from Winnipeg for future considerations.
 June 21: Steve Leach acquired from Washington for Randy Burridge.

1991-92

September 10: Norm Foster traded to Edmonton for 1992 sixth round draft pick (Jiri Dopita).
 October 16: Al Stewart acquired from New Jersey for future considerations.
 October 29: Brent Ashton acquired from Winnipeg for Petri Skriko.
 November 22: Scott Arniel acquired from Winnipeg for future considerations.
 January 2: Brian Dobbin, Gord Murphy and 1992 third (Sergei Zholtok) and 1993 fourth (Charles Paquette) round draft picks acquired from Philadelphia for Garry Galley, Wes Walz and 1993 third round draft pick (Milos Holan).
 January 20: Daniel Berthiaume acquired from Los Angeles for future considerations.
 February 7: Adam Oates acquired from St. Louis for Craig Janney and Stephane Quintal.
 February 24: Brent Hughes and 1992 twelfth round draft pick (Evgeny Pavlov) acquired from Washington for John Byce and Dennis Smith.
 June 10: Doug Evans acquired from Winnipeg for Daniel Berthiaume.

1992-93

September 2: David Shaw acquired from Minnesota for future considerations.
 September 4: Darin Kimble and future considerations acquired from Tampa Bay for Matt Hervey and Ken D. Hodge.
 October 28: Stephane Richer acquired from Tampa Bay for Bob Beers.
 February 1: C. J. Young acquired from Calgary for Brent Ashton.
 March 18: Daniel Marois acquired from New York Islanders for 1994 eighth round draft pick (Peter Hogardh).
 June 20: Gord Murphy traded to Dallas for future considerations (Andy Moog for Jon Casey, June 25, 1993).
 June 25: Jon Casey acquired from Dallas for Andy Moog.

1993-94

October 8: Paul Stanton acquired from Pittsburgh for 1994 third round draft pick (Greg Crozier).
 October 29: Jon Morris acquired from San Jose for cash.
 January 17: Vincent Riendeau acquired from Detroit for 1995 fifth round draft pick (Chad Wilchynski).
 March 21: Al Iafrate acquired from Washington for Joe Juneau.

1994-95

August 19: Daniel Lacroix acquired from New York Rangers for Glen Featherstone.
 August 26: Glen Wesley traded to Hartford for 1995 (Kyle McLaren), 1996 (Johnathan Aitken) and 1997 (Sergei Samsonov) first round draft picks.
 February 10: Paul Stanton traded to New York Islanders for 1995 eighth round draft pick (Ray Schultz).
 April 7: Craig Billington acquired from Ottawa for 1995 eighth round draft pick (Ray Schultz).

1995-96

August 2: Shawn McEachern and Kevin Stevens acquired from Pittsburgh for Glen Murray, Bryan Smolinski and 1996 third round draft pick (Boyd Kane).
 August 17: David Shaw traded to Tampa Bay for 1996 third round draft pick (Jason Doyle).
 October 2: Rick Zombo acquired from St. Louis for Fred Knipscheer.
 December 9: Dean Chynoweth acquired from New York Islanders for 1996 fifth round draft pick (Petr Sachtl).
 January 11: Bill Ranford acquired from Edmonton for Sean Brown, Mariusz Czerkawski and 1996 first round draft pick (Matthieu Descoteaux).
 January 25: Rick Tocchet acquired from Los Angeles for Kevin Stevens.
 March 8: Kevin Sawyer and Steve Staios acquired from St. Louis for Steve Leach.
 June 21: Jeff Odgers and 1996 fifth round draft pick (Elias Abrahamsson) acquired from San Jose for Al Iafrate.
 June 22: Trent McCleary and 1995 third round draft pick (Eric Naud) acquired from Ottawa for Shawn McEachern.

1996-97

September 30: Rob DiMaio acquired from San Jose for 1997 fifth round draft pick (Adam Nittel).
 November 22: Anders Myrvold and Landon Wilson acquired from Colorado for 1998 first round draft pick (Robyn Regehr).
 March 1: Jason Allison, Jim Carey, Anson Carter and 1997 third round draft pick (Lee Goren) acquired from Washington for Bill Ranford, Adam Oates and Rick Tocchet.
 June 21: Mike Sullivan acquired from Calgary for 1998 seventh round draft pick (Radek Duda).

1997-98

August 29: Byron Dafee and Dmitri Khristich acquired from Los Angeles for Sandy Moger, Jozef Stumpel and 1998 fourth round draft pick (Pierre Dagenais).
 March 3: Grant Ledyard acquired from Vancouver for 1998 eighth round draft pick (Curtis Valentine).

1998-99

November 7: Ken Belanger acquired from New York Islanders for Ted Donato.
 June 25: Peter Ferraro acquired from Atlanta for Randy Robitaille.

1999-2000

March 6: Martin Grenier, Samuel Pahlsson, Brian Rolston and 2000 first round draft pick (Martin Samuelsson) acquired from Colorado for Ray Bourque and Dave Andreychuk.
 March 10: Mike Knuble acquired from New York Rangers for Rob DiMaio.

2000-01

July 20: Kay Whitmore acquired from Edmonton for cash.
 November 15: Bill Guerin and 2001 first round draft pick (Shaone Morrisonn) acquired from Edmonton for Anson Carter and 2001 first (Ales Hemsky) and second (Doug Lynch) round draft picks.
 November 18: Andrei Nazarov and Patrick Traverse acquired from Anaheim for Samuel Pahlsson.
 December 5: Sean Pronger traded to New York Islanders for cash.
 February 21: Eric Weinrich acquired from Montreal for Patrick Traverse.
 June 24: Ric Jackman acquired from Dallas for Cameron Mann.

2001-02

October 24: Glen Murray and Jozef Stumpel acquired from Los Angeles for Jason Allison and Mikko Eloranta.
 January 12: Benoit Hogue acquired from Dallas for future considerations.
 January 25: Andrei Nazarov traded to Phoenix for 2002 fifth round draft pick (Peter Hamerlik).
 March 5: Marty McInnis acquired from Anaheim for 2002 third round draft pick (Brian Lee).
 March 19: Sean Brown acquired from Edmonton for Bobby Allen.
 March 29: Jeff Norton acquired from Florida for 2002 sixth round draft pick (Mikael Vuorio).
 May 13: Kris Vernarsky acquired from Toronto for Ric Jackman.
 June 25: Steve Shields acquired from Anaheim for 2003 third round draft pick (Shane Hynes).

2002-03

January 6: Krzysztof Oliwa acquired from New York Rangers for 2004 ninth round draft pick (Christian Mahoney-Wilson).
 January 13: John Grahame traded to Tampa Bay for 2004 fourth round draft pick (Jason Churchill).
 January 17: Jay Henderson traded to New York Rangers for 2004 ninth round draft pick (Christian Mahoney-Wilson).
 January 23: Jeff Hackett and Jeff Jillson acquired from San Jose for Kyle McLaren and 2004 fourth round draft pick (Torrey Mitchell).
 March 11: Ian Moran acquired from Pittsburgh for 2003 fourth round draft pick (Paul Bissonnette).
 March 11: Dan McGillis acquired from San Jose for 2003 second round draft pick (Ivan Baranka).
 June 20: Jozef Stumpel and 2003 seventh round draft pick (Miroslav Hanuljak) traded to Los Angeles for 2003 fourth (Patrik Valcak) and 2004 second (Martins Karsums) round draft picks.

2003-04

October 3: Travis Green acquired from Columbus for 2004 sixth round draft pick (Lennart Petrell).
 October 5: Steve Shields traded to Florida for cash.
 January 17: Jiri Slegr acquired from Vancouver for future considerations.
 March 3: Sergei Gonchar acquired from Washington for Shaone Morrisonn

ALL-TIME TRADE REGISTER

	and 2004 first (Jeff Schultz) and second (Michail Yunkov) round draft picks.
March 4:	Michael Nylander acquired from Washington for 2006 second round draft pick (Francois Bouchard).
March 9:	Brad Boyes and future considerations (Andy Delmore) acquired from San Jose for Jeff Jillson.
2004-05 No Trades	
2005-06	
August 1:	Brad Isbister acquired from Edmonton for 2006 fourth round draft pick (James Delory).
August 30:	Yan Stastny traded to Edmonton for 2006 fourth round draft pick (James Delory).
November 6:	Andy Hilbert traded to Chicago for 2006 fifth round draft pick (Shane Sims).
November 18:	David Tanabe acquired from Phoenix for Dave Scatchard.
November 30:	Brad Stuart, Marco Sturm and Wayne Primeau acquired from San Jose for Joe Thornton.
February 8:	Brian Eklund acquired from Tampa Bay for Zdenek Latny.
March 9:	Marty Reasoner, Yan Stastny and 2006 second round draft pick (Milan Lucic) acquired from Edmonton for Sergei Samsonov.
June 15:	Petr Tenkrat acquired from Toronto for 2006 seventh round draft pick (Chris Frank).
June 24:	Tuukka Rask acquired from Toronto for Andrew Raycroft.
June 26:	Paul Mara and 2007 third round draft pick (Maxime Macenauer) acquired from Phoenix for Nick Boynton and 2007 fourth round draft pick (Matt Frattin).
2006-07	
November 13:	Stanislav Chistov acquired from Anaheim for Phoenix's previously acquired 2007 third round draft pick (Maxime Macenauer).
November 14:	Philippe Sauve acquired from Phoenix for Tyler Redenbach.
December 19:	Wade Brookbank traded to Pittsburgh for cash.
January 16:	Yan Stastny traded to St. Louis for 2007 fifth round draft pick (Denis Reul).
February 1:	Milan Jurcina traded to Washington for 2008 fourth round draft pick (later traded to Calgary, T. J. Brodie).
February 3:	Brandon Bochenski acquired from Chicago for Kris Versteeg.
February 10:	Andrew Ference and Chuck Kobasew acquired from Calgary for Brad Stuart, Wayne Primeau and Washington's previously acquired 2008 fourth round draft pick (T. J. Brodie).
February 27:	Aaron Ward acquired from New York Rangers for Paul Mara.
February 27:	Dennis Wideman acquired from St. Louis for Brad Boyes.
May 16:	Adam McQuaid acquired from Columbus for 2007 fifth round draft pick (Jamie Benn).
June 23:	2007 second round draft pick (Tommy Cross) acquired from Chicago for 2007 second (William Sweatt) and third (Maxime Tanguay) round draft picks.
June 23:	2007 sixth round draft pick (Radim Ostrcil) acquired from Colorado for 2008 sixth round draft pick (Joel Chouinard).
2007-08	
July 1:	Manny Fernandez acquired from Minnesota for Petr Kalus and 2009 fourth round draft pick (Alexander Fallstrom).
July 17:	Peter Schaefer acquired from Ottawa for Shean Donovan.
July 23:	Carl Soderberg acquired from St. Louis for Hannu Toivonen.
September 11:	Petteri Nokelainen acquired from New York Islanders for Ben Walter and 2009 second round draft pick (Kevin Lynch).
September 24:	Brett Skinner and Nathan Saunders acquired from Anaheim for Mark Mowers.
December 6:	Alex Auld acquired from Phoenix for Nate DiCasmirro and 2009 fifth round draft pick (Jeff Costello).
January 2:	Shane Hnidy acquired from Anaheim with 2008 sixth round draft pick (Nicholas Tremblay) for Brandon Bochenski.
May 27:	Matt Marquardt acquired from Columbus for Jonathan Sigalet.
June 21:	2008 fourth round draft pick (Jamie Arniel) acquired from Columbus for 2008 fourth (Steven Delisle) and fifth (Brent Regner) round draft picks.
June 24:	Johnny Boychuk acquired from Colorado for Matt Hendricks.
2008-09	
July 24:	Martin St. Pierre acquired from Chicago for Pascal Pelletier.
October 13:	Ned Lukacevic and 2009 fourth round draft pick (Lane MacDermid) acquired from Philadelphia for Andrew Alberts.
March 4:	Steve Montador acquired from Anaheim for Petteri Nokelainen.
March 4:	Mark Recchi and 2010 second round draft pick (later traded to

Florida, Alexander Petrovic) acquired from Tampa Bay for Matt Lashoff and Martins Karsums.

2009-10

July 24:	2010 fourth round draft pick (Craig Cunningham) and Patrick Eaves acquired from Carolina for Aaron Ward.
September 18:	2010 first (Tyler Seguin) and second (Jared Knight) round and 2011 first (Doug Hamilton) round draft picks acquired from Toronto for Phil Kessel.
October 18:	2011 second round draft pick (Alexander Khokhlachev), Craig Weller and Alexander Fallstrom acquired from Minnesota for Chuck Kobasew.
October 20:	Daniel Paille acquired from Buffalo for 2010 third round draft pick (Kevin Sundher).
March 2:	Steve Kampfner acquired from Anaheim for 2010 fourth round draft pick (Justin Shugg).
March 2:	Cody Wild acquired from Edmonton for Matt Marquardt.
March 3:	2011 third round draft pick (Anthony Camara) acquired from Phoenix for Derek Morris.
March 3:	Dennis Seidenberg and Matt Bartkowski acquired from Florida for Byron Bitz, Craig Weller and Tampa Bay's 2010 second round draft pick (Alexander Petrovic).
June 22:	Nathan Horton and Gregory Campbell acquired from Florida for Dennis Wideman, 2010 first round draft pick (Derek Forbort) and 2011 third round draft pick (Kyle Rau).
June 26:	2010 seventh round draft pick (Zach Trotman) acquired from Chicago for 2011 seventh round draft pick (Johan Mattson).
June 26:	David Warsofsky acquired from St. Louis for Vladimir Sobotka.

2010-11

November 29:	Colby Cohen acquired from Colorado for Matt Hunwick.
December 9:	Juraj Simsek acquired from Tampa Bay for Levi Nelson.
December 9:	Sean Zimmerman acquired from Florida for Jeff LoVecchio and Jordan Knackstedt.
December 11:	Future considerations acquired from Los Angeles for Marco Sturm.
February 15:	Chris Kelly acquired from Ottawa for 2011 second round draft pick (Shane Prince).
February 18:	Rich Peverley and Boris Valabik acquired from Atlanta for Mark Stuart and Blake Wheeler.
February 18:	Tomas Kaberle acquired from Toronto for Joe Colborne, 2011 first round (Rickard Rakell) and 2012 second round (Mike Winther) draft picks.
February 27:	David Laliberte and Stefan Chaput acquired from Anaheim for Brian McGrattan and Sean Zimmerman.
February 28:	Anton Khudobin acquired from Minnesota for Jeff Penner and Mikko Lehtonen.

2011-12

July 5:	Joe Corvo acquired from Carolina for 2012 fourth round draft pick (Trevor Carrick).
February 27:	Brian Rolston and Mike Mottau acquired from New York Islanders for Yannick Riendeau and Marc Cantin.
February 27:	Greg Zanon acquired from Minnesota for Steven Kampfner.
March 20:	Yuri Alexandrov traded to New York Islanders for future considerations.
May 26:	Chris Bourque acquired from Washington for Zach Hamill.
June 23:	Michel Ouellet and 2012 fifth round draft pick (Seth Griffith) acquired from Tampa Bay for Benoit Pouliot.

2012-13

February 7:	Tim Thomas traded to New York Islanders for future considerations.
April 2:	Jaromir Jagr acquired from Dallas for Lane MacDermid, Cody Payne and 2013 first round draft pick (Jason Dickinson).
April 2:	Rob Flick acquired from Chicago for Max Sauve.
April 3:	Wade Redden acquired from St. Louis for 2014 sixth round draft pick (Samuel Blais).

2013-14

July 4:	Loui Eriksson, Matt Fraser, Reilly Smith and Joe Morrow acquired from Dallas for Tyler Seguin, Rich Peverley and Ryan Button.
February 7:	Blake Parlett acquired from Columbus for Carter Camper.
March 5:	Andrej Meszaros acquired from Philadelphia for 2014 third round draft pick (Mark Friedman).

2014-15

October 4:	2015 (Brandon Carlo) and 2016 (Ryan Lindgren) second round draft picks acquired from New York Islanders for Johnny Boychuk.
------------	---

ALL-TIME TRADE REGISTER

March 1: Brett Connolly acquired from Tampa Bay for 2015 (Matthew Spencer) and 2016 second (Libor Hajek) round draft picks.

March 2: Maxime Talbot and Paul Carey acquired from Colorado for Jordan Caron and 2016 sixth round draft pick (Oskar Steen).

March 2: Zack Phillips acquired from Minnesota for Jared Knight.

June 25: 2016 sixth round draft pick (Oskar Steen) acquired from Colorado for Carl Söderberg.

June 26: 2015 first round draft pick (Jakub Zboril), Colin Miller and Martin Jones acquired from Los Angeles for Milan Lucic.

June 26: 2015 first (Zach Senyshyn) and two second (Jakob Forsbacka-Karlsson and Jeremy Lauzon) round draft picks acquired from Calgary for Dougie Hamilton.

June 26: 2016 fifth round draft pick (Cam Clarke) acquired from Minnesota for 2015 fifth round draft pick (Kirill Kaprizov).

June 29: Zac Rinaldo acquired from Philadelphia for 2017 third round draft pick (Kirill Ustimenko).

June 30: 2016 first round draft pick (Trent Frederic) and Sean Kuraly acquired from San Jose for Martin Jones.

2015-16

July 1: Jimmy Hayes acquired from Florida for Reilly Smith and Marc Savard.

February 29: Lee Stempniak acquired from New Jersey for 2016 fourth (Evan Cormier) and 2017 second (Mario Ferraro) round draft picks.

February 29: John-Michael Liles acquired from Carolina for Anthony Camara, 2016 third (Jack Lafontaine) and 2017 fifth (Jonathan Dugan) round draft picks.

2016-17

March 1: Drew Stafford acquired from Winnipeg for 2018 fifth round draft pick (Declan Chisholm).

2017-18

February 20: Nick Holden acquired from NY Rangers for Rob O'Gara and 2018 third round draft pick (Joey Keane).

February 22: 2018 third round draft pick (Jakub Lauko) acquired from Florida for Frank Vatrano.

February 25: Rick Nash acquired from NY Rangers for Ryan Spooner, Matt Beleskey, Ryan Lindgren, 2018 first round (Jacob Bernard-Docker) and 2019 seventh round (Massimo Rizzo) draft picks.

February 26: Tommy Wingels acquired from Chicago for 2019 fourth round draft pick (Antti Saarela).

2018-19:

September 11: Steven Kampfer, 2019 fourth (Antti Saarela) and 2019 seventh (Cade Webber) round draft picks acquired from NY Rangers for Adam McQuaid.

January 11: Paul Carey acquired from Ottawa for Cody Goloubef.

February 20: Charlie Coyle acquired from Minnesota for Ryan Donato and 2019 fourth round draft pick (Cade Webber).

February 25: Marcus Johansson acquired from New Jersey for 2019 second (Nikita Okhotyuk) and 2020 fourth (Ethan Edwards) round draft picks.

2019-20:


February 21: Ondrej Kase acquired from Anaheim for David Backes, Axel Andersson and 2020 first round draft pick (Jacob Perreault).

February 24: Nick Ritchie acquired from Anaheim for Danton Heinen.

2020-21:

October 7: 2021 seventh round draft pick acquired from Toronto for 2020 seventh round pick (Ryan Tverberg).

Note - Trade register is current through January 1, 2021



Charlie Coyle (Left), Ondrej Kase (Middle) and Nick Ritchie (Right) were acquired by the Bruins in the last two years' trade deadlines.

ALL-TIME SWEATER NUMBERS

Note - Bold names indicate player in whose honor that number has been retired.

1

Harvey Bennett, Paul Bibeault, Craig Billington, Frank Brimsek, Ed Chadwick, Sprague Cleghorn, Les Colvin, Maurice Courteau, Norman Fowler, Bruce Gamble, Bert Gardiner, Jack Gelineau, Gilles Gilbert, Gordon Henry, Jim Henry, Ed Johnston, Joe Junkin, Reggie Lemelin, Howard Lockhart, Harry Lumley, Pete Peeters, Bob Perreault, Andrew Raycroft, Pat Riffin, Maurice Roberts, Roberto Romano, Terry Sawchuk, Paxton Schafer, Don Simmons, Charles Stewart, Cecil "Tiny" Thompson, Marty Turco, Rogie Vachon

2

George Carroll, Lloyd Cook, Pat Egan, Lionel Hitchman, Bill Hollett, Stan Jackson, **Eddie Shore**

3

Fred Bergdinin, Charles Cahill, George Carroll, Sprague Cleghorn, **Lionel Hitchman**, Bill Hollett, Stan Jackson, Herb Mitchell, Bobby Rowe

4

Bob Armstrong, Herb Cain, Pat Egan, Ferny Flaman, Harry Frost, Ted Graham, Jimmy Herberts, Myles Lane, Al Langlois, Bob McCord, Bert McInenly, **Bobby Orr**, George Owen, Eric Pettinger, Walter "Babe" Pratt, Max Quackenbush, Charlie Sands, Alex Smith, Pat Stapleton



Bobby Orr watched his number 4 banner go to the Garden rafters on January 9, 1979.

5

Aubrey "Dit" Clapper, Carson Cooper, Stan Jackson, Gordon Keats, Guy Lapointe, Bernie Morris, Normie Shay, Alf Skinner, Phil Stevens

6

Bob Beckett, Nick Beverley, Carl "Buddy" Boone, Don Cherry, John Crawford, Darryl Edestrand, Glen Featherstone, Mike Forbes, Percy Galbraith, Ray Getliffe, Warren Godfrey, Bob Gracie, Ted Green, Lionel Heinrich, Bronco Horvath, Alexei Kasatonov, Gord Kluzak, Gus Kyle, Charles Larose, Vic Lynn, Dan McGillis, Colin Miller, Herb Mitchell, Gord Murphy, Clayton Pachal, Corey Potter, Wade Redden, Dick Redmond, Charlie Sands, Reginald "Hooley" Smith, Brad Stuart, Joe Thornton, Dennis Wideman, Greg Zanon

7

Bill Bennett, Ray Bourque, Norm Calladine, Harry Connor, Carson Cooper, **Phil Esposito**, Red Green, Orland Kurtenbach, Hubert "Pit" Martin, Cliff Pennington, Terry Reardon, Ed Sandford, John Schmidt, Sean Shanahan, Normie Shay, Vic Stasiuk, Nels Stewart, Ron Stewart, Ralph "Cooney" Weiland, Eddie Wiseman

8

Marty Barry, Archie Briden, Lyndon Byers, John Carter, Wayne Connelly, Gary Dornhoefer, Norman "Dutch"

Gainor, Jeannot Gilbert, Fred Harris, Murray Henderson, Ken R. Hodge, Stan Jackson, Roger Jenkins, Fleming Mackell, Joe Matte, Peter McNab, Harry Meeking, **Cam Neely**, Jim Nill, Jack Portland, Jack Shewchuk, Dallas Smith, Des Smith, Billy Stuart, Bob Woytowich

9

Irwin Boyd, **John Bucyk**, Joe Carveth, Roy Conacher, Duncan Fisher, Cal Gardner, George Geran, Roy Goldsworthy, Paul Haynes, Frank Mario, Harry Oliver, Aldo Palazzari, Jimmy Peters, George Redding, Jack Riley, Gino Rozzini, Paul Runge, Charlie Scherza, Werner Schnarr, Bill Shill



John "Chief" Bucyk acknowledges the crowd's cheers during his March 13, 1980 ceremony.

10

Anders Bjork, Brandon Bochenski, Charlie Burns, Charles Cahill, Bill Carson, Billy Coutu, Bill Cowley, Bob Davie, Ferny Flaman, Fred Gordon, Thomas Gradin, Ken D. Hodge, Tom Johnson, Dmitri Kvartalnov, Joe Lamb, Hal Laycoe, Cameron Mann, Gilles Marotte, Sandy McCarthy, Marty McInnis, Jim Morrison, Alex Motter, Billy O'Dwyer, Barry Pederson, Jean Ratelle, George Redding, Eddie Rodden, Werner Schnarr, Rick Smith, Allan Stanley, Ron Sutter, Carol Vadnais, Alexei Zhamnov

11

Per-Johan Axelsson, John Beattie, Bobby Benson, Jack Bionda, John Brackenborough, Charles Cahill, Gregory Campbell, Wayne Carleton, Bob Carpenter, Anson Carter, Bill Cupolo, Hal Darragh, Grant Erickson, Robert "Red" Hamill, Mel Hill, Leland Harrington, Jimmy Hayes, Fern Headley, Don Gallinger, Steve Kasper, Jack McGill, Doug Morrison, Joe Mullen, George Owen, Gordon Pettinger, Bill Quackenbush, Earl Reibel, Andre Savard, Bobby Schmutz, Pat Stapleton, Charles Stewart, Mike Walton, Tom Webster, Tom Williams, Hal Winkler, Sergei Zholtok

12

Murray Balfour, Wayne Brown, Randy Burridge, Lyndon Byers, Wayne Cashman, Real Chevrefils, Art Chisholm, Aubrey "Dit" Clapper, Lorne Ferguson, Tom Fitzgerald, Simon Gagne, Brian Gionta, Terry Gray, Bep Guidolin, Andy Heberton, Wayne Hicks, Wilbert "Dutch" Hiller, Bill Hollett, Jarome Iginla, Stan Jackson, Tomas Kaberle, Dmitri Khristich, Chuck Kobasew, Morris Lukowich, Mickey Mackay, Wayne Maxner, Pat McReavy, Adam Oates, Barry Pederson, Gordon Redahl, Vic Ripley, Brian Rolston, Albert "Babe" Siebert, Emory Sparrow, Ron Stewart, Billy Stuart, George Sullivan, Billy Taylor, Grant Warwick, Ken Yackel

13

Stanislav Chistov, Charlie Coyle, Matt Glennon, Bill Guerin, Charles Larose, Ken Linseman, Glen Metropolit, Grigori Panteleev, Jim Schoenfeld, Wes Walz

14

Jason Allison, Garnet "Ace" Bailey, Frank Boll, Charles Cahill, Robert Cimetta, Brett Connolly, Joe Corvo, Geoff Courtnall, Terry Crisp, Bill Derlago, Woody Dumart, Ferny Flaman, Dave Forbes, Armand Gaudreault, Mike Gillis, Leland Harrington, Orville Heximer, Forbes Kennedy, Orland Kurtenbach, Jeff Lazaro, Craig MacTavish, Joe Matte, Shawn McEachern, Bob Miller, Anders Myrvold, James O'Neill, Paul Postma, Andre Pronovost, Gord Roberts, Sergei Samsonov, Glen Sather, Kevin Sawyer, Billy Stuart, Michael Thelven, Chris Wagner, Joe Watson, Ralph "Cooney" Weiland

15

Oscar Aubuchon, Bill Carson, Max Kaminsky, Myles Lane, **Milt Schmidt**, Gerry Shannon, John Sheppard, Ken Smith

16

Earl Anderson, Ken Belanger, Adam Brown, Gordie Clark, Kaspars Daugavins, Bob Davie, Cy Denneny, Peter Douris, Lorne Duguid, Ray Getliffe, Ed Harrison, Andy Hilbert, Mel Hill, Art Jackson, Leo Labine, Steve Langdon, Ron Lyons, Clare Martin, Jack McGill, Pat McReavy, **Rick Middleton**, Fred O'Donnell, Murray Oliver, Jake Rathwell, Randy Robitaille, Maurice Roberts, Kent Ruhnke, Derek Sanderson, Gerry Shannon, Bill Shill, Cam Stewart, Jozef Stumpel, Marco Sturm, Tim Sweeney



Rick Middleton became the newest Bruin with his number retired on November 29, 1918.

17

Dave Barr, Shawn Bates, Bobby Bauer, Wayne Connelly, Bill Cowley, Dave Creighton, Ab DeMarco, Ryan Donato, Bill Jennings, Stan Jonathan, Milan Lucic, Nevin Markwart, Shawn McEachern, Don McKenney, Jack Norris, Jean-Paul Parise, Davis Payne, Dean Prentice, Dave Reid, Alan Rittinger, Derek Sanderson, Bobby Schmutz, Fred Stanfield, Petr Tenkrat, Rob Zamuner

18

Kenny Agostino, Brent Ashton, Ed Barry, Gus Bodnar, Marcel Bonin, Jack Caffery, Keith Crowder, Bob Gould, Mel Hill, Nathan Horton, Brent Hughes, Art Jackson, Harvey Jackson, Norm Johnson, Steve Kraftcheck, Rich Leduc, Norm McAtee, Jack McGill, Jack McIntyre, Walt McKechnie, Kyle McLaren, Ian Moran, Mark Mowers, Hank Nowak, Willie O'Ree, Barry Pederson, Dan Poliziani, Brett Ritchie, Jack Shill, Petri Skriko, Ken Smith, Reilly Smith, Lee Stempniak, Orval Tessier, Bill Thoms, John Wensink, Ed Westfall, Stephane Yelle, C. J. Young

19

Ed Chamberlain, Jack Church, John Crawford, Mariusz Czerkawski, Ab DeMarco Jr., Rob DiMaio, Reggie Fleming, Jean-Paul Gladu, Don Grosso, Russ Kopak, Bobby Lalonde, Normand Leveille, Pentti Lund, Mark Marquess, Clare Martin, Tom J. McCarthy, Jack McGill, John McKenzie, Doug Mohns, Ray Neufeld, Dave Poulin, Terry Reardon, Kevin Sawyer, Tyler Seguin, Zach Senyshyn, Gregg Sheppard, Jack Shewchuk, Tom Songin, Drew Stafford, Joe Thornton, Jerry Toppazzini

ALL-TIME SWEATER NUMBERS

20

Darren Banks, Leo Boivin, Todd Elik, Guyle Fielder, Dwight Foster, Bruce Gordon, Martin Lapointe, Tommy Lehmann, Jim Morrison, Riley Nash, Joakim Nordstrom, Mike O'Connell, Daniel Paille, Mike Parson, Wayne Primeau, Paul Ronty, Al Secord, Al Sims, Dallas Smith, Ken Smith, Bryan Smolinski, Lee Stempniak, Bob Sweeney, Darren Van Impe

21

Bill Anderson, Murray Costello, Nathan Dempsey, Ted Donato, Loui Eriksson, Bill Ezinicki, Andrew Ference, Jim Harrison, Brad Isbister, Phil Krake, Jim Lorentz, Parker MacDonald, Don Marcotte, Clare Martin, Frank Martin, Ab McDonald, Glen Murray, Eric Nickulas, Sean O'Donnell, Brad Palmer, Barry Pederson, Walter "Babe" Pratt, John Quilty, Stephane Quintal, Nick Ritchie, Jack Shewchuk, Dave Silk, Frank Simonetti, Jordan Szwarc, Jerry Toppazzini, Tom Webster

22

Don Awrey, Ken Baumgartner, Bob Beers, Ivan Boldirev, Marcel Bonin, Peter Cehlarik, Norm Corcoran, Bob Dillabough, Shean Donovan, Mikko Eloranta, Doug Gibson, Mike Gillis, Butch Goring, Michal Grosek, Larry Hillman, Joe Klukay, Bill Knibbs, Ed Kryzanowski, Brian Leetch, Bill Lesuk, Jim Lorentz, Dick Meissner, Chris Oddleifson, Willie O'Ree, Ed Panagabko, Brad Park, Floyd Smith, Irv Spencer, Jozef Stumpel, Michael Thelven, Shawn Thornton, Rick Tocchet, Tom Webster, Wally Wilson

23

Marcel Bonin, Sean Brown, Jack Capuano, John Emmons, Lorne Ferguson, Jakob Forsbacka Karlsson, Jean-Guy Gendron, Taylor Hall, Steve Heinze, Randy Hillier, Craig Janney, Jeff Jillson, Joe Juneau, Chris Kelly, Steve Langdon, Josh Langfeld, Paul Mara, Steve Montador, Terry O'Reilly, John Peirson, Ray Maluta, Doug Morrison, Peter Popovic, Matt Ravlich, Kent Ruhnke, Derek Sanderson, Dan Schock, Ron Schock, Ed Shack, Charlie Simmer, Al Sims, Rick Smith



Terry O'Reilly speaks to the fans during his number retirement ceremony on October 24, 2002.

24

Pete Babando, Jim Bartlett, Bob Beckett, Lorne Davis, Lorne Ferguson, Barry Gibbs, Ted Hodgson, Steve Kraftcheck, Larry Leach, Bob Leiter, **Terry O'Reilly**, Larry Regan, Bill Speer

25

Andy Brickley, Brandon Carlo, Gary Doak, Matt Fraser, Hal Gill, Warren Godfrey, Doug Kostynski, Mike Krushelnyski, Trent McCleary, Al Nicholson, Willie O'Ree, Garry Peters, Willi Plett, Stephane Richer, Wayne Rivers, Dan Schock, Louis Sleigher, Paul Stanton, Kevin Stevens, Max Talbot, Mike Walton, Gordie Wilson, Jason York

26

Don Awrey, Brad Boyes, Colby Cave, Alain Cote, Bill

Goldsworthy, Doug Halward, Mike Knuble, John-Michael Liles, Par Lindholm, Mike Milbury, Mats Naslund, Craig Sarnier, Al Simmons, Cam Stewart, Tim Taylor, Glen Wesley, Blake Wheeler

27

Earl Anderson, John Arbour, Dave Barr, Steve Begin, Nick Beverley, Dave Christian, Austin Czarnik, Gary Dornhoefer, Dwight Foster, Jean Gauthier, Doug Gibson, Dougie Hamilton, Chris Hayes, Marty Howe, Dave Hynes, Bobby Joyce, Steve Langdon, Guy Lapointe, Reggie Leach, Steve Leach, Par Lindholm, Ray Maluta, Wayne Maxner, Mike Milbury, Mike Mottau, Glen Murray, Sean O'Donnell, Samuel Pahlsson, Jean-Paul Parise, Derek Sanderson, Mats Thelin, Mike Walton, Barry Wilkins, Landon Wilson

27

Earl Anderson, John Arbour, Dave Barr, Steve Begin, Nick Beverley, Dave Christian, Austin Czarnik, Gary Dornhoefer, Dwight Foster, Jean Gauthier, Doug Gibson, Dougie Hamilton, Chris Hayes, Marty Howe, Dave Hynes, Bobby Joyce, Steve Langdon, Guy Lapointe, Reggie Leach, Steve Leach, Ray Maluta, Wayne Maxner, Mike Milbury, John Moore, Mike Mottau, Glen Murray, Sean O'Donnell, Samuel Pahlsson, Jean-Paul Parise, Derek Sanderson, Mats Thelin, Mike Walton, Barry Wilkins, Landon Wilson

28

John Adams, Earl Anderson, Wade Brookbank, Wade Campbell, Dean Chynoweth, Gordie Clark, Tom Fergus, Garry Galley, Bill Goldsworthy, Rod Graham, Bob Gryp, Matt Hagman, Jamie Huscroft, Ondrej Kase, Dan LaCouture, Steve Langdon, Reed Larson, Ray Maluta, Dominic Moore, Shaone Morrisson, Gord Murphy, Ron Murphy, Chris Oddleifson, Dennis O'Brien, Paul O'Neil, Clayton Pachal, Mark Recchi, Doug Roberts, Andre Savage, Barry Smith, Gemel Smith, Tom Songin, Mikhail Tatarinov

29

Scott Arniel, Alex Auld, Mariusz Czerkawski, Nathan Dempsey, Dave Donnelly, Luc Dufour, Landon Ferraro, Norm Foster, John Gruden, Doug Halward, Andy Hilbert, Greg Johnston, Jarmo Kekalainen, Darin Kimble, Brian Lawton, Ross Lonsberry, Dean Malkoc, Troy Mallette, Don Marcotte, Brad McCrimmon, Marty McSorley, Jay Miller, Jon Morris, Petteri Nokelainen, Jay Pandolfo, Jim Pettie, Paul Popiel, Felix Potvin, Marc Potvin, Dave Reece, Craig Sarnier, Al Sims, Petri Skriko, Dennis Vaske, Dixon Ward, Joe Zanussi

30

Mike Bales, Ross Brooks, Jim Carey, Jon Casey, Gerry Cheevers, Jim Craig, John Grahame, Jeff Hackett, Chad Johnson, Mike Moffat, Chris Nilan, Bernie Parent, Bill Ranford, Dave Reece, Pat Riggan, Don Sylvestri, Tim Thomas, Jim Wiemer

31

John Adams, Rick Adduono, Marco Baron, Yves Belleranger, Daniel Berthiaume, Ken Broderick, John Carter, Gerry Cheevers, Tim Cheveldae, Ron Grahame, Stan Jonathan, Doug Keans, Blaine Lacher, Joey MacDonald, Zane McIntyre, Mike Milbury, Jim Pettie, Jacques Plante, Dave Reid, Jamie Rivers, Steve Shields, Al Stewart, Jim Stewart, Kay Whitmore

32

John Carter, Geoff Courtnall, Bruce Crowder, Jeff Hoggan, Nick Johnson, Craig MacTavish, Bob Miller, Graeme Nicolson, Dany Sabourin, Don Sweeney

33

Marco Baron, John Blum, Lyndon Byers, Anson Carter, Zdeno Chara, Alain Cote, Matt DelGuidice, Mike Gillis, Benoit Hogue, Greg Johnston, Sheldon Kennedy, Steve Langdon, Craig MacDonald, Daniel Marois, Scott

McLellan, Larry Melnyk, Graeme Nicolson, Jeff Norton, Krzysztof Oliwa, Scott Pellerin, Hannu Toivonen

34

Bob Beers, Bryan Berard, Paul Boutilier, Lyndon Byers, Paul Carey, Geoff Courtnall, Brian Curran, Byron Dafoe, Mike Gillis, Shane Hnidy, Doug Kostynski, Dave Reid, David Shaw, Carl Soderberg, Rick Zombo

35

Cleon Daskalakis, Manny Fernandez, Greg Hawgood, Anton Khudobin, Andy Moog, Philippe Sauve, Peter Skudra, Robbie Tallas

36

Ron Flockhart, Norm Foster, John Gruden, Ivan Huml, Grant Ledyard, Moe Lemay, Zac Rinaldo, Mike Stevens, Jim Wiemer

37

Ralph Barahona, Clayton Beddoes, Paul Beraldo, Patrice Bergeron, Randy Burridge, Alain Cote, Lou Crawford, Lee Goren, Paul Guay, Dominic Lavoie, Moe Lemay, Dave Pasin, Vincent Riendeau, Mattias Timander, Wes Walz

38

Bobby Allen, Dave Andreychuk, Wade Campbell, Jordan Caron, Greg Hawgood, Jay Henderson, Doug Morrison, Kraig Nienhuis, Jon Rohloff, Vladimir Ruzicka, Dave Scatchard, Chris Taylor

39

Scott Bailey, Matt Beleskey, John Blue, Denis Cheryakov, Lou Crawford, Norm Foster, Matt Glennon, Travis Green, Greg Hawgood, Ron Hoover, Greg Johnston, Zdenek Kutlak, Joel Prpic

40

Mark Cornforth, Alain Cote, Ted Donato, P. C. Drouin, Brett Harkins, Greg Hawgood, Eric Healey, Daniel Lacroix, Alan May, Tuukka Rask, Bruce Shobottom, Chris Winnes

41

Andrew Alberts, Jason Allison, Jaroslav Halak, Joonas Kemppainen, Zdenek Kutlak, Guy Larose, Andrej Meszaros, Anders Myrvold, Allen Pedersen, Tim Sweeney, Dave Thomlinson, Philip Von Stefenelli

42

David Backes, John Byce, Peter Ferraro, Brent Hughes, Mikko Makela, Mike Millar, Pascal Pelletier, P. J. Stock, Mike Sullivan, Bob Sweeney, Tim Sweeney, Zach Trotman, Blake Wheeler, Trent Whitfield

43

Matt Bartkowski, Bob Beers, Danton Heinen, Matt Herve, Al Iafate, Richard Jackman, Martins Karsums, Fred Knipscheer, Drew Larman, Joe Murphy, Ray Podloski, Randy Robitaille, Jean-Yves Roy, Martin Samuelson, Yan Stastny

44

Nick Boynton, Dave Ellett, Nick Holden, Ron Hoover, Steven Kampf, Dean Malkoc, Glen Murray, Rob O'Gara, Davis Payne, Dennis Seidenberg, Aaron Ward, Andy Wozniowski

45

John Blue, Aaron Downey, Dale Dunbar, Paul Guay, Steve Heinze, Aaron Johnson, Robert Lang, Andrew McKim, Sandy Moger, Carl Mokosak, Joe Morrow, Andrei Nazarov, Bruce Shobottom, Mark Stuart, Darren Van Impe

ALL-TIME SWEATER NUMBERS

46

Ted Donato, Jonathan Girard, David Krejci, Kyle McLaren, Sean Pronger, Barry Richter, Tony Tuzzolino

47

Dean Chynoweth, John Grahame, Ryan Hughes, Gord Hynes, Petr Kalus, Steven Kampfer, Torey Krug, Eric Nickulas, Martin St. Pierre, Mattias Timander

48

Chris Bourque, Matt Grzelcyk, Joe Hulbig, Matt Hunwick, Chris Kelleher, Fred Knipscheer, Jay Leach, Colin Miller, Randy Robitaille, Steve Staios, Jozef Stumpel, Graeme Townshend

49

Johnathan Aitken, Joe Juneau, Matt Lashoff, Rich Peverley, Andre Roy, Jeff Serowik, Shayne Stevenson

50

Daniel Berthiaume, Clark Donatelli, Brendan Gaunce, Ben Guite, Jonas Gustavsson, Jonathan Sigalet, Chris Taylor

51

Brian Dobbin, Jay Henderson, Andrei Kovalenko, Nathan Robinson, Ryan Spooner, Tim Sweeney

52

Carl Corazzini, David Emma, Zach Hamill, Matt Irwin, Sean Kuraly, Matt Lindblad, Petr Prajsler, Nate Thompson

53

Seth Griffith, Cameron Hughes, Derek Morris, Jeremy Reich, Brandon Smith, Dennis Smith

54

Adam McQuaid, Andre Savage, Hannu Toivonen, Jim Vesey, Jeff Zehr, Sergei Zinovjev

55

Noel Acciari, Johnny Boychuk, Jonathan Girard, Sergei Gonchar, Ken Hammond, Pat Leahy, Brantt Myhres, David Tanabe

56

Darren Banks, Tommy Cross, Doug Doull, Petteri Nokinainen, Peter Nordstrom, Ben Walter

57

Per-Johan Axelsson, Justin Florek, Antti Laaksonen, Eric Manlow, Jordan Sigalet, Tommy Wingels

58

Carter Camper, Kevin Dallman, Urho Vaakanainen

59

Bill Armstrong, Rich Brennan, Tim Schaller

60

Brian Finley, Kirk Nielsen, Vladimir Sobotka

61

Byron Bitz, Craig Cunningham, Bill Huard, Marquis Mathieu, Rick Nash

62

Josh Hennessy, Milan Lucic, Andrei Nazarov, Jeff Penner, Evgeny Shalabyin, Zach Trotman

63

Matt Herr, Brad Marchand, Patrick Traverse

64

Jarno Kultanen, Lane MacDermid, Tyler Randell, Bobby Robins

65

Andrew Bodnarchuk

66

Brett Harkins

67

Benoit Pouliot, Jakub Zboril

68

Brian Ferlin, Jaromir Jagr, Milan Jurcina, Mikko Lehtonen, Jack Studnicka, Jamie Tardif

70

Matt DelGuidice, Malcolm Subban, Tim Thomas

71

Marc Savard, Jiri Slegr, Terry Virtue

72

Jamie Arniel, Pavel Kolarik, Eric Nickulas, Peter Schaefer, Niklas Svedberg, Frank Vatrano, Ben Walter

73

Charlie McAvoy, Michael Ryder

74

Paul Coffey, Jake DeBrusk, Max Sauve

75

Connor Clifton, Hal Gill, Colton Orr

76

Dennis Bonvie, Alexander Khokhlachev, Kris Vernarsky

77

Ray Bourque



Ray Bourque raised his number 77 banner on October 4, 2001.

79

Jeremy Lauzon, David Warsofsky

80

Daniel Vladar

81

Anton Blidh, Phil Kessel, Miroslav Satan

82

Trent Frederic

83

Peter Cehlarik, Karson Kuhlman, Pat Leahy

88

David Pastrnak

89

Zdenek Blatny, Kevan Miller

90

Marcus Johansson

91

Marc Savard

92

Guillaume Lefebvre, Michael Nylander



ALL-TIME DRAFT SELECTIONS

LEGEND:

Rd	O'All	Player	Pos	From
1963 NHL Amateur Draft				
1	3	Orest Romashya	N/A	Jr. C
2	9	Terrance Lane	N/A	Midget
3	14	Roger Bamburak	RW	Cdn HS
4	19	Jim Blair	N/A	Midget
1964 NHL Amateur Draft				
1	2	Alec Campbell	RW	Midget
2	8	Jim Booth	LW	OHL
3	14	Ken Dryden	G	Jr. B
4	20	Allister Blair	N/A	Jr. B
1965 NHL Amateur Draft				
1	4	Joe Bailey	N/A	Jr. B
2	9	Bill Ramsay	N/A	MJHL
1966 NHL Amateur Draft				
1	1	Barry Gibbs	D	SJHL
2	7	Rick Smith	D	OHA
3	13	Garnet "Ace" Bailey	LW	CMJHL
4	19	Tom Webster	RW	OHA
1967 NHL Amateur Draft				
1	10	Meehan Bonnar	RW	Jr. B
1968 NHL Amateur Draft				
1	12	Danny Schock	LW	SJHL
2	18	Fraser Rice	C	QJHL
2	24	Brian St. John	C	CIAU
1969 NHL Amateur Draft				
1	3	Don Tannahill	LW	OHA
1	4	Frank Spring	RW	WCJHL
1	11	Ivan Boldirev	C	OHA
2	22	Art Quoquochi	RW	N/A
3	34	Nels Jacobsen	LW	N/A
4	46	Ron Fairbrother	LW	N/A
5	58	Jeremy Wright	C	N/A
6	69	Jim Jones	D	OHA
1970 NHL Amateur Draft				
1	3	Reggie Leach	RW	WCJHL
1	4	Rick MacLeish	C	OHA
1	9	Ron Plumb	D	OHA
1	13	Bob Stewart	D	OHA
2	27	Dan Bouchard	G	OHA
3	41	Ray Brownlee	C	N/A
4	55	Gordon Davies	LW	N/A
4	69	Bob Roselle	LW	N/A
5	83	Murray Wing	D	WCHA
6	96	Glen Siddall	LW	N/A
1971 NHL Amateur Draft				
1	6	Ron Jones	D	WCJHL
1	14	Terry O'Reilly	RW	OHA
2	28	Curt Ridley	G	WCJHL
3	42	Dave Bonter	C	N/A
4	56	David Hynes	LW	ECAC
5	70	Bert Scott	C	N/A
6	84	Rob McMahon	D	N/A
1972 NHL Amateur Draft				
1	16	Mike Bloom	LW	OMJHL
2	32	Wayne Elder	D	N/A
3	48	Michel Boudreau	C	N/A
4	64	Les Jackson	LW	N/A
5	80	Brian Coates	LW	N/A
6	96	Peter Gaw	RW	N/A
7	112	Gordie Clark	RW	ECAC
8	128	Roy Carmichael	D	N/A

1973 NHL Amateur Draft

1	6	Andre Savard	C	QMJHL
2	31	Jim Jones	RW	OMJHL
3	36	Doug Gibson	C	OMJHL
3	47	Al Sims	D	QMJHL
4	63	Steve Langdon	LW	OMJHL
5	79	Peter Crosbie	G	N/A
6	95	J. P. Bourgouyne	D	N/A
7	111	Walter Johnson	RW	N/A
8	127	Virgil Gates	D	N/A
9	142	Jim Pettie	G	OMJHL

1974 NHL Amateur Draft

1	18	Don Larway	RW	N/A
2	25	Mark Howe	D	WHA
2	36	Peter Sturgeon	LW	OMJHL
3	54	Tom Edur	D	OMJHL
4	72	Bill Reed	D	N/A
5	90	Jim Bateman	LW	N/A
6	108	Bill Best	LW	N/A
7	126	Ray Maluta	D	WCJHL
8	143	Darryl Drader	D	N/A
9	160	Peter Roberts	C	N/A
10	175	Peter Waselovich	G	N/A

1975 NHL Amateur Draft

1	14	Doug Halward	D	OMJHL
2	32	Barry Smith	C	WCJHL
4	60	Rick Adduono	C	OMJHL
5	68	Denis Daigle	LW	N/A
6	86	Stan Jonathan	LW	OMJHL
7	104	Matti Hagman	C	Finland
8	122	Gary Carr	G	N/A
9	140	Bo Berglund	LW	N/A
10	156	Joe Rando	D	N/A
11	171	Kevin Nugent	G	N/A

1976 NHL Amateur Draft

1	16	Clayton Pachal	LW	WCJHL
2	34	Lorry Gloeckner	D	WCJHL
4	70	Bob Miller	C	OMJHL
5	88	Peter Vandemark	LW	OMJHL
6	106	Ted Olson	LW	WCJHL

1977 NHL Amateur Draft

1	16	Dwight Foster	RW	OMJHL
2	34	Dave Parro	G	WHL
3	52	Mike Forbes	D	OMJHL
4	70	Brian McGregor	RW	WHL
5	88	Doug Butler	D	N/A
6	106	Keith Johnson	D	WHL
7	122	Ralph Cox	RW	ECAC
8	138	Mario Claude	D	QMJHL

1978 NHL Amateur Draft

1	16	Al Secord	LW	OHA
2	35	Graeme Nicolson	D	QMJHL
3	52	Brad Knelson	D	WHL
4	68	George Buat	RW	WHL
5	85	Darryl MacLeod	LW	ECAC
6	102	Jeff Brubaker	LW	OMJHL
7	119	Murray Skinner	G	CCHA
8	136	Richard Hehir	C	ECAC
9	153	Craig MacTavish	C	ECAC II

1979 NHL Entry Draft

1	8	Ray Bourque	D	QMJHL
1	15	Brad McCrimmon	D	WHL
2	36	Doug Morrison	RW	WHL
3	57	Keith Crowder	RW	OMJHL
4	78	Larry Melnyk	D	WHL
5	99	Marco Baron	G	QMJHL
6	120	Mike Krushelnyski	C	QMJHL

1980 NHL Entry Draft

1	18	Barry Pederson	C	WHL
3	60	Tom Fergus	C	OMJHL
4	81	Steve Kasper	C	QMJHL
5	102	Randy Hillier	D	OMJHL
6	123	Steve Lyons	LW	USHS
7	144	Tony McMurchy	C	WHL
8	165	Mike Moffat	G	OMJHL
9	186	Michael Thelven	D	Sweden
10	207	Jens Ohling	LW	Sweden

1981 NHL Entry Draft

1	14	Normand Leveille	LW	QMJHL
2	35	Luc Dufour	LW	QMJHL
4	77	Scott McLellan	RW	OHL
5	98	Joe Mantione	G	OHL
6	119	Bruce Milton	D	ECAC
7	140	Mats Thelin	D	Sweden
8	161	Armel Parisee	D	QMJHL
9	182	Don Sylvestri	G	ECAC
10	203	Richard Bourque	LW	QMJHL



Gord Kluzak was the first overall selection in the 1982 NHL Entry Draft. He is one of just two players the Bruins have ever selected with the first overall pick in an Entry Draft.

1982 NHL Entry Draft

1	1	Gord Kluzak	D	WHL
2	22	Brian Curran	D	WHL
2	39	Lyndon Byers	RW	WHL
3	60	Dave Reid	LW	OHL
5	102	Bob Nicholson	D	OHL
6	123	Bob Sweeney	C	USHS
7	144	John Meulenbrooks	D	Jr. B
8	165	Tony Fiore	C	QMJHL
9	186	Doug Kostynski	C	WHL
10	207	Tony Gilliard	LW	N/A
11	228	Tommy Lehmann	C	Sweden
12	249	Bruno Campese	G	CCHA

1983 NHL Entry Draft

1	17	Nevin Markwart	LW	WHL
2	42	Greg Johnston	RW	OHL
3	63	Greg Puhalski	LW	OHL
4	84	Alain Larochelle	G	WHL
5	105	Allen Pedersen	D	WHL
6	126	Terry Taillefer	G	Tier II
7	147	Ian Armstrong	D	OHL
8	168	Francois Olivier	LW	QMJHL
9	189	Harri Laurila	D	Finland
10	210	Paul Fitzsimmons	D	ECAC
11	231	Norm Foster	G	Tier II
12	252	Greg Murphy	D	USHS

1984 NHL Entry Draft

1	19	Dave Pasin	RW	WHL
2	40	Ray Podloski	C	WHL
3	61	Jeff Cornelius	D	OHL
4	82	Bobby Joyce	LW	Cdn HS
5	103	Mike Bishop	G	OHL
6	124	Randy Oswald	D	WCHA
7	145	Mark Thietke	C	WHL
8	166	Don Sweeney	D	USHS
9	186	Kevin Heffernan	C	USHS
10	207	J. D. Urbanic	LW	OHL
11	227	Bill Kopecky	C	USHS
12	248	Jim Newhouse	LW	USHS

ALL-TIME DRAFT SELECTIONS

1985 NHL Entry Draft

2	31	Alain Cote	D	QMJHL
3	52	Bill Ranford	G	WHL
4	73	Jaime Kelly	RW	USHS
5	94	Steve Moore	D	Jr. B
6	115	Gord Hynes	D	WHL
7	136	Per Martinelle	RW	Sweden
8	157	Randy Burridge	LW	OHL
9	178	Gord Cruickshank	C	HE
10	199	Dave Buda	LW	Jr. B
10	210	Bob Beers	D	NYJHL
11	220	John Byce	C	USHS
12	241	Marc West	C	Jr. B

1986 NHL Entry Draft

1	13	Craig Janney	C	HE
2	34	Pekka Tirkkonen	C	Sweden
4	76	Dean Hall	C	Cdn HS
5	97	Matt Peskewis	LW	WHL
6	118	Garth Premak	D	WHL
7	139	Paul Beraldo	RW	OHL
8	160	Brian Ferreira	RW	USHS
9	181	Jeff Flaherty	RW	USHS
10	202	Greg Hawgood	D	WHL
11	223	Steffan Malmqvist	C	Sweden
12	244	Joel Gardner	C	Jr. B

1987 NHL Entry Draft

1	3	Glen Wesley	D	WHL
1	14	Stephane Quintal	D	QMJHL
3	56	Todd Lalonde	LW	OHL
4	67	Darwin MacPherson	D	WHL
4	77	Matt DelGuidice	G	ECAC II
5	98	Ted Donato	C	USHS
6	119	Matt Glennon	LW	USHS
7	140	Rob Cheevers	C	HE
8	161	Chris Winnes	RW	USHS
9	182	Paul Ohman	D	USHS
10	203	Casey Jones	C	ECAC
11	224	Eric Lemarque	RW	WCHA
12	245	Sean Gorman	D	USHS

1988 NHL Entry Draft

1	18	Robert Cimetta	LW	OHL
3	60	Steve Heinze	RW	USHS
4	81	Joe Juneau	C	ECAC
5	102	Daniel Murphy	D	ECAC II
6	123	Derek Geary	RW	USHS
8	165	Mark Kryz	D	HE
9	186	Jon Rohloff	D	USHS
11	228	Eric Reisman	D	CCHA
12	249	Doug Jones	D	OHL
Supp	-	Chris Harvey	G	ECAC

1989 NHL Entry Draft

1	17	Shayne Stevenson	RW	OHL
2	38	Mike Parson	G	OHL
3	57	Wes Walz	C	WHL
4	80	Jackson Penney	C	WHL
5	101	Mark Montanari	C	OHL
6	122	Stephen Foster	D	USHS
7	143	Oto Huscak	RW	Czech.
8	164	Rick Allain	D	OHL
9	185	James Lavish	RW	USHS
10	206	Geoff Simpson	D	Tier II
11	227	David Franzosa	LW	HE
Supp	-	Jeff Schulman	D	ECAC

1990 NHL Entry Draft

1	21	Bryan Smolinski	C	CCHA
3	63	Cam Stewart	C	Jr. B
4	84	Jerome Buckley	RW	USHS
5	105	Mike Bales	G	CCHA
6	126	Mark Woolf	RW	WHL
7	147	Jim Mackey	D	USHS
8	168	John Gruden	D	Jr. A
9	189	Darren Wetherill	D	Tier II
10	210	Dean Capuano	D	USHS
11	231	Andy Bezeau	LW	OHL
12	252	Ted Miskolczi	RW	OHL
Supp	-	Howard Rosenblatt	RW	HE

1991 NHL Entry Draft

1	18	Glen Murray	RW	OHL
2	40	Jozef Stumpel	LW	Czech.
3	62	Marcel Cousineau	G	QMJHL
4	84	Brad Tiley	D	OHL
5	106	Mariusz Czerkawski	RW	Poland
7	150	Gary Golczewski	LW	USHS
8	172	John Moser	D	USHS
9	194	Dan Hodge	D	HE
10	216	Steve Norton	D	CCHA
11	238	Steve Lombardi	C	USHS
12	260	Torsten Kienass	D	Germany
Supp	24	Peter Allen	D	ECAC

1992 NHL Entry Draft

1	16	Dmitri Kvartalnov	LW	IHL
3	55	Sergei Zholtok	LW	CIS
5	112	Scott Bailey	G	WHL
6	133	Jiri Dopita	C	Czech.
6	136	Grigori Panteleev	LW	CIS
8	184	Kurt Seher	D	WHL
9	208	Mattias Timander	D	Sweden
10	232	Chris Crombie	LW	OHL
11	256	Denis Chervakov	D	CIS
12	257	Eugene Pavlov	LW	CIS

1993 NHL Entry Draft

1	25	Keyvyn Adams	C	CCHA
2	51	Matt Alvey	RW	Jr. B
4	88	Charles Paquette	D	QMJHL
4	103	Shawn Bates	C	USHS
5	129	Andrei Sapozhnikov	D	CIS
6	155	Milt Mastad	D	WHL
7	181	Ryan Golden	C	USHS
8	207	Hal Gill	D	USHS
9	233	Joel Prpic	C	Jr. B
10	259	Joakim Persson	G	Sweden

1994 NHL Entry Draft

1	21	Evgeni Ryabchikov	G	CIS
2	47	Daniel Goneau	LW	QMJHL
4	99	Eric Nickulas	C	USHS
5	125	Darren Wright	D	WHL
6	151	Andre Roy	LW	QMJHL
7	177	Jeremy Schaefer	LW	WHL
9	229	John Grahame	G	Jr. A
10	255	Neil Savary	G	QMJHL
11	281	Andrei Yakhanov	D	CIS

1995 NHL Entry Draft

1	9	Kyle McLaren	D	WHL
1	21	Sean Brown	D	OHL
2	47	Paxton Schafer	G	WHL
3	73	Bill McCauley	C	OHL
4	99	Cameron Mann	RW	OHL
6	151	Yevgeny Shaldybin	D	CIS
7	177	Per-Johan Axelsson	LW	Sweden
8	203	Sergei Zhukov	D	CIS
9	229	Jonathan Murphy	D	OHL

1996 NHL Entry Draft

1	8	Johnathan Aitken	D	WHL
2	45	Henry Kuster	RW	WHL
3	53	Eric Naud	LW	QMJHL
3	80	Jason Doyle	RW	OHL
4	100	Trent Whitfield	C	WHL
5	132	Elias Abrahamsson	D	QMJHL
6	155	Chris Lane	D	WHL
7	182	Tom Brown	D	OHL
8	208	Bob Prier	RW	ECAC
9	234	Anders Soderberg	LW	Sweden



Joe Thornton (left) and Sergei Samsonov (right) are the highest pair of first round picks the Bruins have ever selected in an Entry Draft.

Thornton was taken with the first overall selection in 1997 while Samsonov came with the eighth pick in that draft.

1997 NHL Entry Draft

1	1	Joe Thornton	C	OHL
1	8	Sergei Samsonov	LW	IHL
2	27	Ben Clymer	D	WCHA
3	54	Mattias Karlin	C	Sweden
3	63	Lee Goren	RW	WCHA
4	81	Karol Bartanus	RW	QMJHL
6	135	Denis Timofeev	D	Russia
7	162	Joel Trotter	RW	OHL
7	180	Jim Baxter	D	OHL
8	191	Antti Laaksonen	LW	WCHA
9	218	Eric Van Acker	D	QMJHL
9	246	Jay Henderson	LW	WHL

1998 NHL Entry Draft

2	48	Jonathan Girard	D	QMJHL
2	52	Bobby Allen	D	HE
3	78	Peter Nordstrom	RW	Sweden
5	135	Andrew Raycroft	G	OHL
6	165	Ryan Milanovic	LW	OHL

1999 NHL Entry Draft

1	21	Nick Boynton	D	OHL
2	56	Matt Zultek	LW	OHL
3	89	Kyle Wanvig	RW	WHL
4	118	Jaakko Hakkala	D	Finland
5	147	Seamus Kotyk	G	OHL
6	179	Donald Choukalos	G	WHL
7	207	Greg Barber	RW	BCJHL
8	236	John Cronin	D	USHS
9	247	Mikko Eloranta	LW	Finland
9	264	Georgijs Pujacs	D	Latvia

2000 NHL Entry Draft

1	7	Lars Jonsson	D	Sweden
1	27	Martin Samuelsson	LW	Sweden
2	37	Andy Hilbert	C	CCHA
2	59	Ivan Huml	LW	BCHL
3	66	Tuukka Makela	D	Finland
3	73	Sergei Zinovjev	C	Russia
4	103	Brett Nowak	C	ECAC
6	174	Jarno Kultanen	D	Finland
7	204	Chris Berti	C	OHL
8	237	Zdenek Kutlak	D	Czech.
9	268	Pavel Kolarik	D	Czech.

2001 NHL Entry Draft

1	19	Shaone Morrisonn	D	WHL
3	77	Darren McLachlan	LW	WHL
4	111	Matti Kaltiaainen	G	Finland
5	147	Jiri Jakes	RW	WHL
6	179	Andrew Alberts	D	USHL
7	209	Jordan Sigalek	G	BCJHL
8	241	Milan Jurcina	D	QMJHL
9	282	Marcel Rodman	RW	OHL

ALL-TIME DRAFT SELECTIONS

2002 NHL Entry Draft

1	29	Hannu Toivonen	G	Finland
2	56	Vladislav Evseev	LW	Russia
4	130	Jan Kubista	RW	Czech.
5	153	Peter Hamerlik	G	OHL
7	228	Dmitri Utkin	LW	Russia
8	259	Yan Stastny	C	CCHA
9	290	Pavel Frolov	LW	Russia

2003 NHL Entry Draft

1	21	Mark Stuart	D	WCHA
2	45	Patrice Bergeron	C	GMJHL
2	66	Masi Marjamaki	LW	WHL
4	107	Byron Bitz	RW	BCHL
4	118	Frank Rediker	D	OHL
4	129	Patrik Valcak	LW	Czech.
5	153	Mike Brown	G	OHL
6	183	Nate Thompson	C	WHL
8	247	Benoit Mondou	C	GMJHL
9	277	Kevin Regan	G	USHS

2004 NHL Entry Draft

2	63	David Krejci	C	Czech.
2	64	Martins Karsums	RW	GMJHL
4	108	Ashton Rome	RW	WHL
5	134	Kris Versteeg	RW	WHL
5	160	Ben Walter	C	HE
7	224	Matt Hunwick	D	CCHA
8	255	Anton Hedman	C	Sweden

2005 NHL Entry Draft

1	22	Matt Lashoff	D	OHL
2	39	Petr Kalus	RW	Czech.
3	83	Mikko Lehtonen	RW	Finland
4	100	Jonathan Sigalet	D	CCHA
4	106	Vladimir Sobotka	C	Czech.
5	154	Wacey Rabbit	C	WHL
6	172	Lukas Vantuch	C	Czech.
7	217	Brock Bradford	C	USHL

2006 NHL Entry Draft

1	5	Phil Kessel	C	WCHA
2	37	Yuri Alexandrov	D	Russia
2	50	Milan Lucic	LW	WHL
3	71	Brad Marchand	C	GMJHL
5	128	Andrew Bodnarchuk	D	GMJHL
6	158	Levi Nelson	C	WHL

2007 NHL Entry Draft

1	8	Zach Hamill	C	WHL
2	35	Tommy Cross	D	USHS
5	130	Denis Reul	D	Germany
6	159	Alain Goulet	D	OPJRA
6	169	Radim Ostrcil	D	Czech.
7	189	Jordan Knackstedt	RW	WHL

2008 NHL Entry Draft

1	16	Joe Colborne	C	AJHL
2	47	Maxime Sauve	C	GMJHL
3	77	Michael Hutchinson	G	OHL
4	97	Jamie Arniel	C	OHL
6	173	Nicholas Tremblay	C	CJHL
7	197	Mark Goggin	C	USHS

2009 NHL Entry Draft

1	25	Jordan Caron	RW	GMJHL
3	86	Ryan Button	D	WHL
4	112	Lane MacDermid	LW	OHL
6	176	Tyler Randell	RW	OHL
7	206	Ben Sexton	C	CJHL

2010 NHL Entry Draft

1	2	Tyler Seguin	C	OHL
2	32	Jared Knight	C	OHL
2	45	Ryan Spooner	C	OHL
4	97	Craig Cunningham	LW	WHL
5	135	Justin Florek	LW	CCHA
6	165	Zane Gothberg	G	USHS
7	195	Maxim Chudinov	D	Russia
7	210	Zach Trotman	D	CCHA

2011 NHL Entry Draft

1	9	Dougie Hamilton	D	OHL
2	40	Alexander Khokhlachev	C/LW	OHL
3	81	Anthony Camara	LW	OHL
4	121	Brian Ferlin	RW	USHL
5	151	Rob O'Gara	D	USHS
6	181	Lars Volden	G	Finland

2012 NHL Entry Draft

1	24	Malcolm Subban	G	OHL
3	85	Matt Grzelcyk	D	USHL
5	131	Seth Griffith	C	OHL
5	145	Cody Payne	RW	OHL
6	175	Matthew Benning	D	AJHL
7	205	Colton Hargrove	LW	USHL

2013 NHL Entry Draft

2	60	Linus Arnesson	D	Sweden
3	90	Peter Cehlarik	LW	Sweden
4	120	Ryan Fitzgerald	C	EJHL
5	150	Wiley Sherman	D	USHS
6	180	Anton Blidh	LW	Sweden
7	210	Mitchell Dempsey	LW	OHL

2014 NHL Entry Draft

1	25	David Pastrnak	RW	Sweden
2	56	Ryan Donato	C	USHS
4	116	Danton Heinen	C/W	BCHL
5	146	Anders Bjork	LW	USHL
6	206	Emil Johansson	D	Sweden

2015 NHL Entry Draft

1	13	Jakub Zboril	D	GMJHL
1	14	Jake DeBrusk	LW	WHL
1	15	Zach Senyshyn	RW	OHL
2	37	Brandon Carlo	D	WHL
2	45	Jakob Forsbacka-Karlsson	C	USHL
2	52	Jeremy Lauzon	D	GMJHL
3	75	Dan Vladar	G	Cze Rep
4	105	Jesse Gabrielle	LW	WHL
6	165	Cameron Hughes	C	Big 10
7	195	Jack Becker	C	USHS

2016 NHL Entry Draft

1	14	Charlie McAvoy	D	HE
1	29	Trent Frederic	C	USNTDP
2	49	Ryan Lindgren	D	USNTDP
5	135	Joona Koppanen	LW	Finland
5	136	Cam Clarke	D	NAHL
6	165	Oskar Steen	C	Sweden

2017 NHL Entry Draft

1	18	Urho Vaakanainen	D	Finland
2	53	Jack Studnicka	C	OHL
4	111	Jeremy Swayman	G	USHL
6	173	Cedric Pare	C	GMJHL
7	195	Victor Berglund	D	Sweden
7	204	Daniel Bukac	D	WHL

2018 NHL Entry Draft



2	57	Axel Andersson	D	Sweden
3	77	Jakub Lauko	C	Czech
4	119	Curtis Hall	C	USHL
6	181	Dustyn McFaul	D	CJHL
7	212	Pavel Shen	C	KHL

2019 NHL Entry Draft

1	30	John Beecher	C	NTDP
3	92	Quinn Olson	LW	AJHL
5	154	Roman Bychkov	D	Russia
6	185	Matias Mantykivi	C	Finland
7	192	Jake Schmalz	LW	USHL

2020 NHL Entry Draft

2	58	Mason Lohrei	D	USHL
3	89	Trevor Kuntar	C/LW	USHL
5	151	Mason Langenbrunner	D	USHS
6	182	Riley Duran	C	USHS



Charlie McAvoy went from pulling on a Bruins jersey for the first time as Boston's first round pick in the 2016 NHL Entry Draft (left) to wearing one in his first NHL game less than a year later in the 2017 Stanley Cup Playoffs (right).



VS. THE NHL

ANAHEIM DUCKS



Honda Center
2695 East Katella Avenue
Anaheim, California 92806
(714) 940-2900
www.anaheimducks.com

HOCKEY OPERATIONS:

Executive Vice President & General Manager.....Bob Murray
 Senior Vice President of Hockey Operations.....David McNab
 Assistant General Managers.....Dave Nonis, Martin Madden

COACHING STAFF:

Head Coach.....Dallas Eakins
 Assistant Coaches.....Mark Morrison, Marty Wilford
 Goaltending Coach.....Sudarshan Maharaj

COMMUNICATIONS STAFF:

Director of Media & Communications.....Alex Gilchrist
 Media & Communications Programs Manager.....Keren Lynch

KEY STATS:

28th NHL season (began play in 1993)
 Arena: Honda Center (capacity 17,174)
 Stanley Cups: 1 (2007)
 2019-20 Regular Season: 29-33-9 (74 pts, 6th in Pacific/13th in West)
 2020 Playoffs: Did Not Qualify

LAST BOSTON-ANAHEIM TRADE:

February 24, 2020: Boston acquired Nick Ritchie from Anaheim for Danton Heinen.

2020-2021 SERIES SCHEDULE:

At Boston:

Will Not Play - Division Play Only

At Anaheim:

LIFETIME RECORD vs. ANAHEIM:

At Home:

GP	W	L	T	OTL	GF	GA	PTS
19	9	9	0	1	52	57	19

On the Road:

GP	W	L	T	OTL	GF	GA	PTS
18	7	9	2	0	43	47	16

Overall:

GP	W	L	T	OTL	GF	GA	PTS
37	16	18	2	1	95	104	35

ENTERING 2020-2021:

Current Streak, Home.....2-0-0
 Current Streak, Road1-0-0
 Current Streak, Overall.....3-0-0

Lifetime Shutouts For.....3 (1 Home; 2 Road)
 Lifetime Shutouts Against.....4 (2 Home; 2 Road)

Lifetime Overtime Record, Home2-1-0
 Lifetime Overtime Record, Road2-1-2
 Lifetime Overtime Record, Overall.....4-2-2

Lifetime Shootout Record, Home1-0
 Lifetime Shootout Record, Road0-0
 Lifetime Shootout Record, Overall.....1-0

THE LAST TIME vs. ANAHEIM:

Boston Home WinOctober 14, 2019 (4-2)
 Boston Road WinFebruary 15, 2019 (3-0)

Anaheim Home Win.....November 15, 2017 (4-2)
 Anaheim Road Win.....January 30, 2018 (3-1)

Boston Series Sweep2019-20 (1-0-0)
 Anaheim Series Sweep.....2017-18 (2-0-0)

Boston Home Shutout.....February 26, 2009 (6-0, Tim Thomas)
 Boston Road Shutout.....February 15, 2019 (3-0, Jaroslav Halak)
 Anaheim Home Shutout.....March 18, 2016 (4-0, Frederik Andersen)
 Anaheim Road Shutout.....December 20, 2010 (3-0, Jonas Hiller)

Boston Home Overtime Win.....October 31, 2013
 (3-2; Jarome Iginla, Shootout)

Boston Road Overtime Win.....October 19, 2003
 (4-3; Sergei Samsonov, 4:08)

Anaheim Home Overtime Win.....February 21, 1996
 (4-3; Alex Hicks, 1:35)

Anaheim Road Overtime Win.....March 26, 2015
 (3-2; Ryan Getzlaf, 3:09)

THE LONGEST BOSTON:

Win Streak vs. Anaheim.....3-0-0-0
 Losing Streak vs. Anaheim.....0-6-0-1
 Point Streak vs. Anaheim.....3-0-0-0 (3x)

Home Win Streak vs. Anaheim2-0-0-0 (3x)
 Home Losing Streak vs. Anaheim0-3-0-1
 Home Point Streak vs. Anaheim2-0-0-0 (3x)

Road Win Streak vs. Anaheim2-0-0-0 (2x)
 Road Losing Streak vs. Anaheim0-5-0-0
 Road Point Streak vs. Anaheim.....3-0-1-0

ARIZONA COYOTES



**9400 W. Maryland Avenue
Glendale, Arizona 85305
(623) 772-3200
www.ArizonaCoyotes.com**

HOCKEY OPERATIONS:

General Manager..... Bill Armstrong
Assistant General Manager..... Steve Sullivan
Special Assistant to the General Manager..... Scott Walker
Special Assistant to the General Manager &
Director of Goaltending Operations..... Brian D'Accord

COACHING STAFF:

Head Coach..... Rick Tocchet
Assistant Coaches..... Phil Housley, Cory Stillman
Goaltending Coach..... Corey Schwab

COMMUNICATIONS STAFF:

Executive Vice President of Communications & Broadcasting..... Rich Nairn
Director of Media Relations..... Greg Dillard
Manager of Media Relations..... Jeffrey Sanders

KEY STATS:

42nd NHL season (began play in Winnipeg in 1979; moved to Phoenix in 1996)
Arena: Gila River Arena (capacity 17,125)
Stanley Cups: 0
2019-20 Regular Season: 33-29-8 (74 pts, 5th in Pacific/11th in West)
2020 Playoffs: Lost in Round One to Colorado in five games

LAST BOSTON-ARIZONA TRADE:

March 3, 2010: Boston acquired 2011 third round draft pick (Anthony Camara) from Phoenix for Derek Morris.

2020-2021 SERIES SCHEDULE:

At Boston: Will Not Play - Division Play Only
At Arizona:

LIFETIME RECORD vs. ARIZONA:

At Home:							
GP	W	L	T	OTL	GF	GA	PTS
40	29	6	4	1	170	110	63
On the Road:							
GP	W	L	T	OTL	GF	GA	PTS
41	24	14	3	0	136	118	51
Overall:							
GP	W	L	T	OTL	GF	GA	PTS
81	53	20	7	1	306	228	114

ENTERING 2020-2021:

Current Streak, Home..... 7-0-0
Current Streak, Road 9-0-0
Current Streak, Overall 16-0-0
Lifetime Shutouts For 5 (3 Home; 2 Road)
Lifetime Shutouts Against..... 1 (0 Home; 1 Road)

Lifetime Overtime Record, Home 1-1-2
Lifetime Overtime Record, Road 2-1-2
Lifetime Overtime Record, Overall 3-2-4

Lifetime Shootout Record, Home 0-0
Lifetime Shootout Record, Road 0-0
Lifetime Shootout Record, Overall 0-0

THE LAST TIME vs. ARIZONA:

Boston Home Win February 8, 2020 (4-2)
Boston Road Win October 5, 2019 (1-0)

Arizona Home Win October 17, 2009 (4-1)
Arizona Road Win *October 9, 2010 (5-2)

Boston Series Sweep 2019-20 (2-0-0)
Arizona Series Sweep 2009-10 (1-0-0)

Boston Home Shutout..... October 27, 2015 (6-0, Tuukka Rask)
Boston Road Shutout..... October 5, 2019 (1-0, Jaroslav Halak)
Arizona Home Shutout..... December 28, 1990 (6-0, Bob Essensa)
Arizona Road Shutout..... None

Boston Home Overtime Win..... March 24, 1988
[4-3; Ray Bourque, 0:52]
Boston Road Overtime Win..... December 28, 2011
[2-1; Dennis Seidenberg, 0:58]
Arizona Home Overtime Win..... February 15, 1997
[5-4; Jayson More, 1:14]
Arizona Road Overtime Win..... December 11, 2005
[2-1; Ladislav Nagy, 0:30]

THE LONGEST BOSTON:

Win Streak vs. Arizona..... 16-0-0-0
Losing Streak vs. Arizona..... 0-3-0-0
Point Streak vs. Arizona 16-0-0-0

Home Win Streak vs. Arizona 7-0-0-0
Home Losing Streak vs. Arizona 0-2-0-1
Home Point Streak vs. Arizona 7-0-2-0

Road Win Streak vs. Arizona 9-0-0-0
Road Losing Streak vs. Arizona 0-4-0-0
Road Point Streak vs. Arizona 9-0-0-0

* - Game was played at O2 Arena in Prague, Czech Republic as part of the NHL Compuware Premiere series. Boston was the designated home team on Oct. 9, 2010 and Arizona was the designated home team on Oct. 10, 2010.

BUFFALO SABRES



KeyBank Center
One Seymour H. Knox III Plaza
Buffalo, New York 14203
(716) 855-4100
www.sabres.com

HOCKEY OPERATIONS:

General Manager.....Kevyn Adams

COACHING STAFF:

Head Coach.....Ralph Krueger
 Assistant Coaches.....Steve Smith, Don Granato, Mike Bales

COMMUNICATIONS STAFF:

Manager of Media Relations.....Ian Ott
 Coordinator of Media Relations.....Chris Dierken
 Media Relations Assistant.....Lindsey Brown

KEY STATS:

51st NHL season (began play in 1970)
 Arena: KeyBank Center (capacity 19,070)
 Stanley Cups: 0
 2019-20 Regular Season: 30-31-8 (68 points, 6th in Atlantic/13th in East)
 2020 Playoffs: Did Not Qualify

LAST BOSTON-BUFFALO TRADE:

October 20, 2009: Boston acquired Daniel Paille from Buffalo for 2010 third round draft pick (Kevin Sundher).

2020-2021 SERIES SCHEDULE:

At Boston:	At Buffalo:
February 6	March 18
February 8	March 20
April 29	April 22
May 1	April 23

LIFETIME RECORD vs. BUFFALO:

At Home:	GP	W	L	T	OTL	GF	GA	PTS
	147	82	46	14	5	519	426	183
On the Road:	GP	W	L	T	OTL	GF	GA	PTS
	149	60	67	15	7	430	500	142
Overall:	GP	W	L	T	OTL	GF	GA	PTS
	296	142	113	29	12	949	926	325

ENTERING 2020-2021:

Current Streak, Home.....3-0-0
 Current Streak, Road3-0-0
 Current Streak, Overall.....5-0-0

Lifetime Shutouts For.....19 (9 Home; 10 Road)
 Lifetime Shutouts Against.....10 (6 Home; 4 Road)

Lifetime Overtime Record, Home9-7-11
 Lifetime Overtime Record, Road12-8-8
 Lifetime Overtime Record, Overall.....21-15-19

Lifetime Shootout Record, Home2-3
 Lifetime Shootout Record, Road5-3
 Lifetime Shootout Record, Overall.....7-6

THE LAST TIME vs. BUFFALO:

Boston Home WinDecember 29, 2019 (3-2)
 Boston Road WinDecember 27, 2019 (3-0)

Buffalo Home Win.....February 25, 2018 (4-1)
 Buffalo Road Win.....December 16, 2018 (4-2)

Boston Series Sweep2019-20 (3-0-0)
 Buffalo Series Sweep.....1996-97 (5-0-0)

Boston Home Shutout.....November 17, 2016 (4-0, Tuukka Rask)
 Boston Road ShutoutDecember 27, 2019 (3-0, Jaroslav Halak)
 Buffalo Home Shutout.....February 8, 2012 (6-0, Ryan Miller)
 Buffalo Road Shutout.....April 5, 2008 (3-0, Jocelyn Thibault)

Boston Home Overtime Win.....February 6, 2016
 (2-1; Brad Marchand, 2:32)
 Boston Road Overtime Win.....December 29, 2018
 (3-2; Sean Kuraly, 3:44)
 Buffalo Home Overtime WinFebruary 26, 2014
 (5-4; Matt D'Agostini, 0:22)
 Buffalo Road Overtime WinOctober 21, 2017
 (5-4; Ryan O'Reilly, 2:59)

THE LONGEST BOSTON:

Win Streak vs. Buffalo.....7-0-0-0
 Losing Streak vs. Buffalo.....0-6-0-0
 Point Streak vs. Buffalo.....7-0-1-0

Home Win Streak vs. Buffalo.....10-0-0-0
 Home Losing Streak vs. Buffalo.....0-4-0-0
 Home Point Streak vs. Buffalo.....10-0-0-0

Road Win Streak vs. Buffalo.....4-0-0-0
 Road Losing Streak vs. Buffalo.....0-6-0-0
 Road Point Streak vs. Buffalo6-0-0-1

CALGARY FLAMES



Scotiabank Saddledome
Box 1540, Station M
Calgary, Alberta T2P 3B9
(403) 777-2177
www.calgaryflames.com

HOCKEY OPERATIONS:

General Manager..... Brad Treliving
 Assistant General Managers..... Craig Conroy, Brad Pascall, Chris Snow
 Vice President of Hockey Operations..... Don Maloney

COACHING STAFF:

Head Coach..... Geoff Ward
 Assistant Coaches..... Martin Gelinas, Ryan Huska, Jamie Pringle
 Goaltending Coach..... Jason LaBarbera

COMMUNICATIONS STAFF:

Vice President of Communications..... Peter Hanlon
 Director of Communications & Media Relations..... Sean Kelso
 Communications Coordinator..... Dalton Ulrich
 Communications Assistant..... Megan Ewing

KEY STATS:

49th NHL season (began play in Atlanta in 1972; moved to Calgary in 1980)
 Arena: Scotiabank Saddledome (capacity 19,289)
 Stanley Cups: 1 (1989)
 2019-20 Regular Season: 36-27-7 (79 pts; 4th in Pacific/8th in West)
 2020 Playoffs: Lost in Round One to Dallas in six games

LAST BOSTON-CALGARY TRADE:

June 26, 2015: Boston acquired 2015 first (Zachary Senyshyn), 2015 second (Jakob Forsbacka-Karlsson) and Washington's previously acquired 2015 second (Jeremy Lauzon) round draft picks from Calgary for Dougie Hamilton.

2020-2021 SERIES SCHEDULE:

At Boston:
 Will Not Play - Division Play Only

At Calgary:

LIFETIME RECORD vs. CALGARY:

At Home:								
GP	W	L	T	OTL	GF	GA	PTS	
57	35	14	6	2	203	150	78	
On the Road:								
GP	W	L	T	OTL	GF	GA	PTS	
54	27	21	4	2	181	188	60	
Overall:								
GP	W	L	T	OTL	GF	GA	PTS	
111	62	35	10	4	384	338	138	

ENTERING 2020-2021:

Current Streak, Home.....	0-1-0
Current Streak, Road	1-0-0
Current Streak, Overall	0-1-0
Lifetime Shutouts For	7 (4 Home; 3 Road)
Lifetime Shutouts Against.....	3 (1 Home; 2 Road)
Lifetime Overtime Record, Home	0-2-3
Lifetime Overtime Record, Road	2-2-3
Lifetime Overtime Record, Overall.....	2-4-6
Lifetime Shootout Record, Home	0-1
Lifetime Shootout Record, Road	0-0
Lifetime Shootout Record, Overall.....	0-1

THE LAST TIME vs. CALGARY:

Boston Home Win	January 3, 2019 (6-4)
Boston Road Win	February 21, 2020 (4-3)
Calgary Home Win.....	October 17, 2018 (5-2)
Calgary Road Win	February 25, 2020 (5-2)
Boston Series Sweep	2017-18 (2-0-0)
Calgary Series Sweep.....	2014-15 (2-0-0)
Boston Home Shutout.....	December 17, 2013 (2-0, Tuukka Rask)
Boston Road Shutout	October 18, 1997 (3-0, Byron Dafoe)
Calgary Home Shutout.....	December 17, 2005 (3-0, Miikka Kiprusoff)
Calgary Road Shutout.....	December 18, 2003 (5-0, Jamie McLennan)
Boston Home Overtime Win	None
Boston Road Overtime Win.....	February 19, 2018 (2-1; Brad Marchand, 3:36)
Calgary Home Overtime Win	December 4, 2015 (5-4; Johnny Gaudreau, 3:20)
Calgary Road Overtime Win.....	March 5, 2015 (4-3; David Schlemko, Shootout)

THE LONGEST BOSTON:

Win Streak vs. Calgary.....	5-0-0-0 (2x)
Losing Streak vs. Calgary.....	0-3-0-0 (4x)
Point Streak vs. Calgary.....	6-0-0-3
Home Win Streak vs. Calgary.....	5-0-0-0
Home Losing Streak vs. Calgary.....	0-3-0-0
Home Point Streak vs. Calgary	8-0-1-0
Road Win Streak vs. Calgary	4-0-0-0
Road Losing Streak vs. Calgary	0-3-0-0
Road Point Streak vs. Calgary	4-0-0-2

CAROLINA HURRICANES



PNC Arena
1400 Edwards Mill Road
Raleigh, North Carolina 27607
(919) 467-7825
www.carolinahurricanes.com

HOCKEY OPERATIONS:

President & General Manager.....Don Waddell
 Vice President of Hockey Operations.....Paul Krepelka

COACHING STAFF:

Head Coach.....Rod Brind'Amour
 Assistant Coaches.....Jeff Daniels, Dean Chynoweth
 Goaltending Coach.....Jason Muzzatti

COMMUNICATIONS STAFF:

Vice President of Communications & Team Services.....Mike Sundheim
 Director of Communications & Team Services.....Pace Sagester
 Communications & Hockey Operations Coordinator.....Mike Brown

KEY STATS:

42nd NHL season (began play in Hartford in 1979; moved to Carolina in 1997)
 Arena: PNC Arena (capacity 18,680)
 Stanley Cups: 1 (2006)
 2019-20 Regular Season: 38-25-5 (81 pts, 4th in Metropolitan; 6th in East)
 2020 Playoffs: Lost in Round One to Boston in five games

LAST BOSTON-CAROLINA TRADE:

February 29, 2016: Boston acquired John-Michael Liles from Carolina for Anthony Camara, 2016 third (Jack Lafontaine) and 2017 fifth (Jonathan Dugan) round draft picks.

2020-2021 SERIES SCHEDULE:

At Boston:

Will Not Play - Division Play Only

At Carolina:

LIFETIME RECORD vs. CAROLINA:

At Home:

GP	W	L	T	OTL	GF	GA	PTS
103	61	32	7	3	352	263	132

On the Road:

GP	W	L	T	OTL	GF	GA	PTS
101	49	39	9	4	341	325	111

Overall:

GP	W	L	T	OTL	GF	GA	PTS
204	110	71	16	7	693	588	243

ENTERING 2020-2021:

Current Streak, Home.....	9-0-2
Current Streak, Road	0-1-0
Current Streak, Overall	2-0-0

Lifetime Shutouts For	10 (8 Home; 2 Road)
Lifetime Shutouts Against.....	12 (9 Home; 3 Road)

Lifetime Overtime Record, Home	8-3-4
Lifetime Overtime Record, Road	7-7-7
Lifetime Overtime Record, Overall.....	15-10-11

Lifetime Shootout Record, Home	1-2
Lifetime Shootout Record, Road	1-1
Lifetime Shootout Record, Overall.....	2-3

THE LAST TIME vs. CAROLINA:

Boston Home Win	December 3, 2019 (2-0)
Boston Road Win	October 30, 2018 (3-2)

Carolina Home Win	December 23, 2018 (5-3)
Carolina Road Win.....	April 5, 2016 (2-1/SO)

Boston Series Sweep	2019-20 (1-0-0)
Carolina Series Sweep	2011-12 (4-0-0)

Boston Home Shutout.....	December 3, 2019 (2-0, Jaroslav Halak)
Boston Road Shutout	February 14, 1996 (3-0, Bill Ranford)
Carolina Home Shutout.....	April 13, 1996 (2-0, Sean Burke)
Carolina Road Shutout.....	February 2, 2012 (3-0, Cam Ward)

Boston Home Overtime Win	March 5, 2019 (4-3; David Krejci, 1:46)
Boston Road Overtime Win.....	March 29, 2015 (2-1; David Pastrnak, 4:23)

Carolina Home Overtime Win	January 8, 2017 (4-3; Sebastian Aho, 1:34)
Carolina Road Overtime Win	April 5, 2016 (2-1; Noah Hanifin, Shootout)

THE LONGEST BOSTON:

Win Streak vs. Carolina	7-0-0-0
Losing Streak vs. Carolina.....	0-4-0-0 (2x)
Point Streak vs. Carolina	11-0-0-5

Home Win Streak vs. Carolina	11-0-0-0
Home Losing Streak vs. Carolina.....	0-4-0-0
Home Point Streak vs. Carolina.....	12-0-1-0

Road Win Streak vs. Carolina	4-0-0-0
Road Losing Streak vs. Carolina.....	0-4-0-0
Road Point Streak vs. Carolina.....	5-0-0-3

CHICAGO BLACKHAWKS



United Center
1901 W. Madison Street
Chicago, Illinois 60612
(312) 455-7000
www.chicagoblackhawks.com

HOCKEY OPERATIONS:

President of Hockey Operations & General Manager Stan Bowman
 Senior Vice President of Hockey Operations Al MacIsaac
 Assistant General Manager/ Hockey Administration Kyle Davidson
 Assistant General Manager/ Player Development Mark Eaton
 Assistant General Manager/ Pro Scouting Ryan Stewart

COACHING STAFF:

Head Coach Jeremy Colliton
 Assistant Coaches Sheldon Brookbank, Tomas Mitell, Marc Crawford
 Goaltending Coach Jimmy Waite

COMMUNICATIONS STAFF:

Vice President of Communications Adam Rogovin
 Senior Director of Media Relations John Steinmiller
 Manager of Public Relations Lyndsey Stroope
 Manager of Media Relations Mike Horan
 Coordinator of Media Relations Will Chukerman

KEY STATS:

95th NHL season (began play in 1926)
 Arena: United Center (capacity 19,717)
 Stanley Cups: 6 (1934, 1938, 1961, 2010, 2013, 2015)
 2019-20 Regular Season: 32-30-8 (72 pts, 7th in Central/ 12th in West)
 2020 Playoffs: Lost in Round One to Vegas in five games

LAST BOSTON-CHICAGO TRADE:

February 26, 2018: Boston acquired Tommy Wingels from Chicago for a 2019 conditional fifth round draft pick.

2020-2021 SERIES SCHEDULE:

At Boston:

Will Not Play - Division Play Only

At Chicago:

LIFETIME RECORD vs. CHICAGO:

At Home:

GP	W	L	T	OTL	GF	GA	PTS
295	168	92	34	1	1,061	834	371

On the Road:

GP	W	L	T	OTL	GF	GA	PTS
297	101	147	45	4	803	956	251

Overall:

GP	W	L	T	OTL	GF	GA	PTS
592	269	239	79	5	1,864	1,790	622

ENTERING 2020-2021:

Current Streak, Home 2-0-1
 Current Streak, Road 2-0-0
 Current Streak, Overall 3-0-1

Lifetime Shutouts For 49 (24 Home; 25 Road)
 Lifetime Shutouts Against 42 (12 Home; 30 Road)

Lifetime Overtime Record, Home 1-1-9
 Lifetime Overtime Record, Road 4-6-12
 Lifetime Overtime Record, Overall 5-7-21

Lifetime Shootout Record, Home 0-0
 Lifetime Shootout Record, Road 2-2
 Lifetime Shootout Record, Overall 2-2

THE LAST TIME vs. CHICAGO:

Boston Home Win February 12, 2019 (6-3)
 Boston Road Win January 1, 2019 (4-2)

Chicago Home Win March 11, 2018 (3-1)
 Chicago Road Win January 20, 2017 (1-0)

Boston Series Sweep 2018-19 (2-0-0)
 Chicago Series Sweep 2009-10 (2-0-0)

Boston Home Shutout March 27, 2014 (3-0, Tuukka Rask)
 Boston Road Shutout February 27, 1994 (4-0, Jon Casey)
 Chicago Home Shutout March 15, 1998 (1-0, Jeff Hackett)
 Chicago Road Shutout January 20, 2017 (1-0, Scott Darling)

Boston Home Overtime Win March 15, 1927
 (2-1; Sprague Cleghorn, 18:00)
 Boston Road Overtime Win February 5, 2020
 (2-1; Charlie McAvoy, 1:19)
 Chicago Home Overtime Win January 19, 2014
 (3-2; Patrick Kane/ Shootout)
 Chicago Road Overtime Win December 5, 2019
 (4-3; Jonathan Toews, 0:54)

THE LONGEST BOSTON:

Win Streak vs. Chicago 13-0-0-0
 Losing Streak vs. Chicago 0-7-0-0 (2x)
 Point Streak vs. Chicago 14-0-1-0

Home Win Streak vs. Chicago 13-0-0-0
 Home Losing Streak vs. Chicago 0-5-0-0
 Home Point Streak vs. Chicago 13-0-2-0

Road Win Streak vs. Chicago 6-0-0-0 (2x)
 Road Losing Streak vs. Chicago 0-9-0-0
 Road Point Streak vs. Chicago 5-0-3-0

COLORADO AVALANCHE



Ball Arena
1000 Chopper Circle
Denver, Colorado 80204
(303) 405-1100
www.coloradoavalanche.com

HOCKEY OPERATIONS:

Executive Vice President & General Manager.....Joe Sakic
 Assistant General Manager.....Chris MacFarland

COACHING STAFF:

Head Coach.....Jared Bednar
 Assistant Coaches.....Nolan Pratt, Ray Bennett
 Goaltending Coach.....Jussi Parkkila

COMMUNICATIONS STAFF:

Senior Vice President of Communications &
 Team Services.....Jean Martineau
 Vice President of Media Relations.....Brendan McNicholas
 Media Relations Coordinator.....Danielle Bernstein

KEY STATS:

42nd NHL season (began play in Quebec in 1979; moved to Colorado in 1995)
 Arena: Ball Arena (capacity 17,809)
 Stanley Cups: 2 (1996, 2001)
 2019-20 Regular Season: 42-20-8 (92 pts, 2nd in Central/2nd in West)
 2020 Playoffs: Lost in Round Two to Dallas in seven games

LAST BOSTON-COLORADO TRADE:

June 25, 2015: Boston acquired 2016 sixth round draft pick (Oskar Steen) from Colorado for Carl Söderberg.

2020-2021 SERIES SCHEDULE:

At Boston:

Will Not Play - Division Play Only

At Colorado:

LIFETIME RECORD vs. COLORADO:

At Home:

GP	W	L	T	OTL	GF	GA	PTS
72	32	30	9	1	251	219	74

On the Road:

GP	W	L	T	OTL	GF	GA	PTS
76	41	28	6	1	303	265	89

Overall:

GP	W	L	T	OTL	GF	GA	PTS
148	73	58	15	2	554	484	163

ENTERING 2020-2021:

Current Streak, Home.....	0-1-0
Current Streak, Road.....	0-3-1
Current Streak, Overall.....	0-2-0

Lifetime Shutouts For.....	6 (3 Home; 3 Road)
Lifetime Shutouts Against.....	8 (7 Home; 1 Road)

Lifetime Overtime Record, Home.....	1-4-8
Lifetime Overtime Record, Road.....	2-3-6
Lifetime Overtime Record, Overall.....	3-7-14

Lifetime Shootout Record, Home.....	0-0
Lifetime Shootout Record, Road.....	0-1
Lifetime Shootout Record, Overall.....	0-1

THE LAST TIME vs. COLORADO:

Boston Home Win.....	February 10, 2019 (2-1/OT)
Boston Road Win.....	November 13, 2016 (2-0)

Colorado Home Win.....	October 10, 2019 (4-2)
Colorado Road Win.....	December 7, 2019 (4-1)

Boston Series Sweep.....	2010-11 (1-0-0)
Colorado Series Sweep.....	2019-20 (2-0-0)

Boston Home Shutout.....	November 15, 1990 (6-0, Reggie Lemelin)
Boston Road Shutout.....	November 13, 2016 (2-0, Tuukka Rask)
Colorado Home Shutout.....	November 30, 1985 (2-0, Clint Malarchuk)
Colorado Road Shutout.....	October 9, 2017 (4-0, Semyon Varlamov)

Boston Home Overtime Win.....	February 10, 2019 (2-1; Brad Marchand, 4:03)
Boston Road Overtime Win.....	March 31, 1992 (5-4; Brent Hughes, 4:24)

Colorado Home Overtime Win.....	January 21, 2015 (3-2; Nathan MacKinnon, Shootout)
Colorado Road Overtime Win.....	February 4, 2003 (3-2; Greg deVries, 4:17)

THE LONGEST BOSTON:

Win Streak vs. Colorado.....	8-0-0-0
Losing Streak vs. Colorado.....	0-6-0-0
Point Streak vs. Colorado.....	9-0-1-0

Home Win Streak vs. Colorado.....	7-0-0-0
Home Losing Streak vs. Colorado.....	0-9-0-1
Home Point Streak vs. Colorado.....	15-0-5-0

Road Win Streak vs. Colorado.....	4-0-0-0 (3x)
Road Losing Streak vs. Colorado.....	0-5-0-0
Road Point Streak vs. Colorado.....	8-0-1-0

COLUMBUS BLUE JACKETS



Nationwide Arena
200 W. Nationwide Boulevard
Columbus, Ohio 43215
(614) 246-4625
www.BlueJackets.com

HOCKEY OPERATIONS:

General Manager..... Jarmo Kekalainen
 Assistant General Managers..... Basil McRae, Josh Flynn
 Special Assistant to the General Manager..... Rick Nash

COACHING STAFF:

Head Coach..... John Tortorella
 Assistant Coaches..... Brad Shaw, Brad Larsen, Kenny McCudden
 Goaltending Coach..... Manny Legace

COMMUNICATIONS STAFF:

Vice President of Communications & Team Services..... Todd Sharrock
 Manager of Communications..... Glenn Odebralski

KEY STATS:

21st NHL season (began play in 2000)
 Arena: Nationwide Arena (capacity 18,144)
 Stanley Cups: 0
 2019-20 Regular Season: 33-22-15 (81 pts, 6th in Metropolitan/9th in East)
 2020 Playoffs: Lost in Round One to Tampa Bay in five games

LAST BOSTON-COLUMBUS TRADE:

February 7, 2014: Blake Parlett acquired from Columbus for Carter Camper.

2020-2021 SERIES SCHEDULE:

At Boston:

Will Not Play - Division Play Only

At Columbus:

LIFETIME RECORD vs. COLUMBUS:

At Home:

GP	W	L	T	OTL	GF	GA	PTS
15	9	4	0	2	47	37	20

On the Road:

GP	W	L	T	OTL	GF	GA	PTS
17	9	5	0	3	59	49	21

Overall:

GP	W	L	T	OTL	GF	GA	PTS
32	18	9	0	5	106	86	41

ENTERING 2020-2021:

Current Streak, Home..... 3-0-2
 Current Streak, Road 0-1-0
 Current Streak, Overall 0-1-1

Lifetime Shutouts For..... 3 (1 Home; 2 Road)
 Lifetime Shutouts Against..... 2 (0 Home; 2 Road)

Lifetime Overtime Record, Home 4-2-0
 Lifetime Overtime Record, Road 3-3-0
 Lifetime Overtime Record, Overall 7-5-0

Lifetime Shootout Record, Home 2-0
 Lifetime Shootout Record, Road 2-1
 Lifetime Shootout Record, Overall 4-1

THE LAST TIME vs. COLUMBUS:

Boston Home Win March 16, 2019 (2-1/OT)
 Boston Road Win April 2, 2019 (6-2)

Columbus Home Win January 14, 2020 (3-0)
 Columbus Road Win January 2, 2020 (2-1/OT)

Boston Series Sweep 2013-14 (3-0-0)
 Columbus Series Sweep 2019-20 (2-0-0)

Boston Home Shutout..... December 15, 2007 (2-0, Alex Auld)
 Boston Road Shutout..... November 14, 2003 (4-0, Felix Potvin)
 Columbus Home Shutout..... January 14, 2020 (3-0, Elvis Merzlikins)
 Columbus Road Shutout None

Boston Home Overtime Win..... March 16, 2019
 (2-1; Brad Marchand, 3:30)

Boston Road Overtime Win..... February 16, 2016
 (2-1; Loui Eriksson, 0:33)

Columbus Home Overtime Win..... October 30, 2017
 (4-3; Artemi Panarin, Shootout)

Columbus Road Overtime Win..... January 2, 2020
 (2-1; Pierre-Luc Dubois, 0:52)

THE LONGEST BOSTON:

Win Streak vs. Columbus 7-0-0-0
 Losing Streak vs. Columbus 0-1-0-1 (6x)
 Point Streak vs. Columbus 7-0-0-0

Home Win Streak vs. Columbus 3-0-0-0
 Home Losing Streak vs. Columbus 0-1-0-0 (4x)
 Home Point Streak vs. Columbus 3-0-0-2

Road Win Streak vs. Columbus 4-0-0-0
 Road Losing Streak vs. Columbus 0-2-0-1
 Road Point Streak vs. Columbus 4-0-0-0 (2x)

DALLAS STARS



Dr. Pepper StarCenter
2601 Avenue of the Stars
Frisco, Texas 75034
(214) 387-5500
www.dallasstars.com

HOCKEY OPERATIONS:

General Manager..... Jim Nill
 Assistant General Managers..... Scott White, Mark Janko
 Senior Consultant to Hockey Operations..... Sergei Zubov

COACHING STAFF:

Head Coach..... Rick Bowness
 Assistant Coaches..... John Stevens, Todd Nelson, Derek Laxdal
 Goaltending Coach..... Jeff Reese

COMMUNICATIONS STAFF:

Vice President of Communications & Broadcasting..... Tom Holy
 Corporate Communications Manager..... Joe Calvillo
 Media Relations Manager..... Ben Fromstein

KEY STATS:

54th NHL season (began play in Minnesota in 1967; moved to Dallas in 1993)
 Arena: American Airlines Center (capacity 18,532)
 Stanley Cups: 1 (1999)
 2019-20 Regular Season: 37-24-8 (82 pts, 3rd in Central/4th in West)
 2020 Playoffs: Lost in Stanley Cup Final to Tampa Bay in six games

LAST BOSTON-DALLAS TRADE:

July 4, 2013: Boston acquired Loui Eriksson, Matt Fraser, Reilly Smith and Joe Morrow from Dallas for Tyler Seguin, Rich Peverley and Ryan Button.

2020-2021 SERIES SCHEDULE:

At Boston:

Will Not Play - Division Play Only

At Dallas:

LIFETIME RECORD vs. DALLAS:

At Home:

GP	W	L	T	OTL	GF	GA	PTS
70	46	11	10	3	288	172	105

On the Road:

GP	W	L	T	OTL	GF	GA	PTS
71	37	19	13	2	251	196	89

Overall:

GP	W	L	T	OTL	GF	GA	PTS
141	83	30	23	5	539	368	194

ENTERING 2020-2021:

Current Streak, Home..... 3-0-1
 Current Streak, Road 6-0-1
 Current Streak, Overall 7-0-2

Lifetime Shutouts For 16 (8 Home; 8 Road)
 Lifetime Shutouts Against..... 5 (2 Home; 3 Road)

Lifetime Overtime Record, Home 1-3-3
 Lifetime Overtime Record, Road 0-1-5
 Lifetime Overtime Record, Overall 1-4-8

Lifetime Shootout Record, Home 0-2
 Lifetime Shootout Record, Road 0-0
 Lifetime Shootout Record, Overall 0-2

THE LAST TIME vs. DALLAS:

Boston Home Win February 27, 2020 (4-3)
 Boston Road Win October 3, 2019 (2-1)

Dallas Home Win..... November 16, 2018 (1-0/OT)
 Dallas Road Win January 15, 2018 (3-2/OT)

Boston Series Sweep 2019-20 (2-0-0)
 Dallas Series Sweep..... 2011-12 (1-0-0)

Boston Home Shutout..... March 30, 2017 (2-0, Tuukka Rask)
 Boston Road Shutout..... October 16, 2009 (3-0, Tim Thomas)
 Dallas Home Shutout..... November 16, 2018 (1-0/OT, Ben Bishop)
 Dallas Road Shutout January 6, 2001 (4-0, Marty Turco)

Boston Home Overtime Win..... November 5, 2018
 (2-1; Brad Marchand, 4:29)

Boston Road Overtime Win..... None
 Dallas Home Overtime Win February 23, 2001
 (5-4; Joe Nieuwendyk, 1:00)

Dallas Road Overtime Win..... January 15, 2018
 (3-2; Tyler Seguin, 2:59)

THE LONGEST BOSTON:

Win Streak vs. Dallas..... 12-0-0-0
 Losing Streak vs. Dallas..... 0-3-0-0 (2x)
 Point Streak vs. Dallas 13-0-3-0

Home Win Streak vs. Dallas..... 7-0-0-0
 Home Losing Streak vs. Dallas..... 0-3-0-0
 Home Point Streak vs. Dallas 28-0-7-0

Road Win Streak vs. Dallas 10-0-0-0
 Road Losing Streak vs. Dallas 0-3-0-0 (2x)
 Road Point Streak vs. Dallas 10-0-1-0

DETROIT RED WINGS



Little Caesars Arena
2645 Woodward Avenue
Detroit, Michigan 48201
(313) 471-7000
www.detroitredwings.com

HOCKEY OPERATIONS:

Executive Vice President & General Manager..... Steve Yzerman
 Assistant General Managers..... Ryan Martin, Pat Verbeek
 Advisor to the General Manager Niklas Kronwall

COACHING STAFF:

Head Coach..... Jeff Blashill
 Assistant Coaches..... Doug Houda, Dan Bylsma
 Goaltending Coach..... Jeff Salajko

COMMUNICATIONS STAFF:

Director of Public Relations..... Todd Beam
 Communications Professionals..... Kyle Kujawa, Alex DiFilippo

KEY STATS:

95th NHL season (began play in 1926)
 Arena: Little Caesars Arena (capacity 20,000)
 Stanley Cups: 11 (1936, 1937, 1943, 1950, 1952, 1954, 1955, 1997, 1998, 2002, 2008)
 2019-20 Regular Season: 17-49-5 (39 pts, 8th in Atlantic/16th in East)
 2020 Playoffs: Did Not Qualify

LAST BOSTON-DETROIT TRADE:

January 17, 1994: Boston acquired Vincent Riendeau from Detroit for 1995 fifth round draft pick (Chad Wilchynski).

2020-2021 SERIES SCHEDULE:

At Boston: Will Not Play - Division Play Only
At Detroit:

LIFETIME RECORD vs. DETROIT:

At Home:								
GP	W	L	T	OTL	GF	GA	PTS	
304	166	93	43	2	1,072	803	377	
On the Road:								
GP	W	L	T	OTL	GF	GA	PTS	
303	86	162	52	3	766	1010	227	
Overall:								
GP	W	L	T	OTL	GF	GA	PTS	
607	252	255	95	5	1,838	1,813	604	

ENTERING 2020-2021:

Current Streak, Home..... 1-0-0
 Current Streak, Road 0-3-1
 Current Streak, Overall 1-0-0

Lifetime Shutouts For 47 (30 Home; 17 Road)
 Lifetime Shutouts Against..... 50 (13 Home; 37 Road)

Lifetime Overtime Record, Home 5-6-6
 Lifetime Overtime Record, Road 8-6-13
 Lifetime Overtime Record, Overall 13-12-19

Lifetime Shootout Record, Home 0-1
 Lifetime Shootout Record, Road 1-1
 Lifetime Shootout Record, Overall 1-2

THE LAST TIME vs. DETROIT:

Boston Home Win February 15, 2020 (4-1)
 Boston Road Win February 6, 2018 (3-2)

Detroit Home Win..... February 9, 2020 (3-1)
 Detroit Road Win December 1, 2018 (4-2)

Boston Series Sweep 2017-18 (4-0-0)
 Detroit Series Sweep..... 2011-12 (1-0-0)

Boston Home Shutout..... November 7, 1982 (7-0, Pete Peeters)
 Boston Road Shutout..... October 29, 2016 (1-0, Tuukka Rask)
 Detroit Home Shutout..... November 3, 2009 (2-0, Chris Osgood)
 Detroit Road Shutout..... December 28, 1965 (1-0, Roger Crozier)

Boston Home Overtime Win..... March 6, 2018
 [6-5; Brad Marchand, 0:34]
 Boston Road Overtime Win..... December 13, 2017
 [3-2; Brad Marchand, 0:35]
 Detroit Home Overtime Win November 21, 2018
 [3-2; Andreas Athanasiou, 0:49]
 Detroit Road Overtime Win..... November 25, 2011
 [3-2; Todd Bertuzzi, Shootout]

THE LONGEST BOSTON:

Win Streak vs. Detroit..... 9-0-0-0
 Losing Streak vs. Detroit..... 0-15-0-0
 Point Streak vs. Detroit..... 13-0-2-0

Home Win Streak vs. Detroit..... 17-0-0-0
 Home Losing Streak vs. Detroit..... 0-7-0-0 (2x)
 Home Point Streak vs. Detroit 18-0-4-0

Road Win Streak vs. Detroit 6-0-0-0
 Road Losing Streak vs. Detroit 0-10-0-0
 Road Point Streak vs. Detroit 7-0-4-0

EDMONTON OILERS



Rogers Place
10214 - 104 Avenue
Edmonton, Alberta T5J 0H6
(780) 414-4625
www.edmontonoilers.com

HOCKEY OPERATIONS:

President of Hockey Operations & General ManagerKen Holland
 Assistant General Manager Keith Gretzky

COACHING STAFF:

Head CoachDave Tippett
 Associate CoachJim Playfair
 Assistant CoachesGlen Gulutzan, Brian Wiseman
 Goaltending CoachesDustin Schwartz, Sylvain Rodrigue

COMMUNICATIONS STAFF:

Manager of Hockey Communications & Media RelationsShawn May

KEY STATS:

42nd NHL season (began play in 1979)
 Arena: Rogers Place (capacity 18,550)
 Stanley Cups: 5 (1984, 1985, 1987, 1988, 1990)
 2019-20 Regular Season: 37-25-9 (83 pts, 2nd in Pacific/5th in West)
 2020 Playoffs: Lost in Qualifying Round to Chicago in four games

LAST BOSTON-EDMONTON TRADE:

March 2, 2010: Boston acquired Cody Wild from Edmonton for Matt Marquardt.

2020-2021 SERIES SCHEDULE:

At Boston: Will Not Play - Division Play Only
At Edmonton:

LIFETIME RECORD vs. EDMONTON:

At Home:							
GP	W	L	T	OTL	GF	GA	PTS
40	27	9	3	1	158	101	58
On the Road:							
GP	W	L	T	OTL	GF	GA	PTS
39	21	12	3	3	126	126	48
Overall:							
GP	W	L	T	OTL	GF	GA	PTS
79	48	21	6	4	284	227	106

ENTERING 2020-2021:

Current Streak, Home.....	0-1-0
Current Streak, Road	2-0-1
Current Streak, Overall	1-0-0
Lifetime Shutouts For	7 (4 Home; 3 Road)
Lifetime Shutouts Against.....	2 (1 Home; 1 Road)
Lifetime Overtime Record, Home	3-2-3
Lifetime Overtime Record, Road	4-3-3
Lifetime Overtime Record, Overall.....	7-5-6
Lifetime Shootout Record, Home	0-0
Lifetime Shootout Record, Road	0-2
Lifetime Shootout Record, Overall.....	0-2

THE LAST TIME vs. EDMONTON:

Boston Home Win	October 11, 2018 (4-1)
Boston Road Win	February 19, 2020 (2-1/OT)
Edmonton Home Win.....	October 18, 2018 (3-2/OT)
Edmonton Road Win.....	January 4, 2020 (4-1)
Boston Series Sweep	2013-14 (2-0-0)
Edmonton Series Sweep	2016-17 (2-0-0)
Boston Home Shutout.....	February 1, 2014 (4-0, Chad Johnson)
Boston Road Shutout.....	October 27, 2008 (1-0/OT, Tim Thomas)
Edmonton Home Shutout.....	December 30, 1983 (2-0, Grant Fuhr)
Edmonton Road Shutout.....	November 7, 1996 (6-0, Curtis Joseph)
Boston Home Overtime Win.....	October 27, 2008 (1-0; Dennis Wideman, 3:18)
Boston Road Overtime Win.....	February 19, 2020 (2-1; David Pastrnak, 1:14)
Edmonton Home Overtime Win	October 18, 2018 (3-2; Leon Draisaitl, 0:37)
Edmonton Road Overtime Win	December 2, 2015 (3-2; Jordan Eberle, Shootout)

THE LONGEST BOSTON:

Win Streak vs. Edmonton.....	13-0-0-0
Losing Streak vs. Edmonton.....	0-3-0-3
Point Streak vs. Edmonton.....	13-0-0-3
Home Win Streak vs. Edmonton.....	8-0-0-0
Home Losing Streak vs. Edmonton.....	0-2-0-1
Home Point Streak vs. Edmonton.....	9-0-1-1
Road Win Streak vs. Edmonton.....	5-0-0-0
Road Losing Streak vs. Edmonton.....	0-4-0-0 (2x)
Road Point Streak vs. Edmonton.....	5-0-0-2

FLORIDA PANTHERS



BB&T Center
One Panther Parkway
Sunrise, Florida 33323
(954) 835-7000
www.floridapanthers.com

HOCKEY OPERATIONS:

General Manager.....Bill Zito
 Assistant General Managers.....Paul Krepelka, Brett Peterson
 Senior Advisors to the General Manager.....Rick Dudley, Paul Fenton

COACHING STAFF:

Head Coach.....Joel Quenneville
 Assistant Coaches.....Andrew Brunette, Derek MacKenzie, Ulf Samuelsson
 Goaltending Coach.....Robb Tallas

COMMUNICATIONS STAFF:

Senior Director of Communications.....Adelyn Biedenbach
 Manager of Communications.....Chrissy Parente
 Hockey Communications Specialist.....Mike Lewis

KEY STATS:

28th NHL season (began play in 1993)
 Arena: BB&T Center (capacity 19,250)
 Stanley Cups: 0
 2019-20 Regular Season: 35-26-8 (78 pts, 4th in Atlantic/10th in East)
 2020 Playoffs: Lost in Qualifying Round to New York Islanders in four games

LAST BOSTON-FLORIDA TRADE:

February 22, 2018: Boston acquired 2018 third round draft pick (Jakub Lauko) for Frank Vatrano.

2020-2021 SERIES SCHEDULE:

At Boston: Will Not Play - Division Play Only
At Florida:

LIFETIME RECORD vs. FLORIDA:

At Home:							
GP	W	L	T	OTL	GF	GA	PTS
52	26	18	4	4	150	121	60
On the Road:							
GP	W	L	T	OTL	GF	GA	PTS
51	30	17	2	2	148	138	64
Overall:							
GP	W	L	T	OTL	GF	GA	PTS
103	56	35	6	6	298	259	124

ENTERING 2020-2021:

Current Streak, Home.....	0-1-1
Current Streak, Road.....	3-0-0
Current Streak, Overall.....	2-0-1
Lifetime Shutouts For.....	8 (5 Home; 3 Road)
Lifetime Shutouts Against.....	12 (6 Home; 6 Road)
Lifetime Overtime Record, Home.....	2-5-4
Lifetime Overtime Record, Road.....	7-2-2
Lifetime Overtime Record, Overall.....	9-7-6
Lifetime Shootout Record, Home.....	0-3
Lifetime Shootout Record, Road.....	4-1
Lifetime Shootout Record, Overall.....	4-4

THE LAST TIME vs. FLORIDA:

Boston Home Win.....	March 7, 2019 (4-3)
Boston Road Win.....	March 5, 2020 (2-1/OT)
Florida Home Win.....	December 4, 2018 (5-0)
Florida Road Win.....	November 12, 2019 (5-4/SO)
Boston Series Sweep.....	2016-17 (5-0-0)
Florida Series Sweep.....	2006-07 (4-0-0)
Boston Home Shutout.....	April 21, 2013 (3-0, Tuukka Rask)
Boston Road Shutout.....	January 7, 2017 (4-0, Tuukka Rask)
Florida Home Shutout.....	December 4, 2018 (5-0, Roberto Luongo)
Florida Road Shutout.....	December 8, 2011 (2-0, Jose Theodore)
Boston Home Overtime Win.....	December 5, 2016 (4-3; David Pastrnak, 1:23)
Boston Road Overtime Win.....	March 5, 2020 (2-1; Torey Krug, 4:08)
Florida Home Overtime Win.....	March 21, 2015 (2-1; Brandon Pirri, Shootout)
Florida Road Overtime Win.....	November 12, 2019 (5-4; Mike Hoffman, Shootout)

THE LONGEST BOSTON:

Win Streak vs. Florida.....	9-0-0-0
Losing Streak vs. Florida.....	0-5-0-1
Point Streak vs. Florida.....	10-0-0-1
Home Win Streak vs. Florida.....	9-0-0-0
Home Losing Streak vs. Florida.....	0-3-0-2
Home Point Streak vs. Florida.....	9-0-0-0
Road Win Streak vs. Florida.....	5-0-0-0 (2x)
Road Losing Streak vs. Florida.....	0-3-0-1
Road Point Streak vs. Florida.....	5-0-0-0 (2x)

LOS ANGELES KINGS



Toyota Sports Center
555 North Nash Street
El Segundo, California 90245
(310) 535-4500
www.lakings.com

HOCKEY OPERATIONS:

Vice President & General Manager Rob Blake
 Executive Vice President, Hockey Operations & Legal Affairs Jeff Solomon
 Senior Advisor to the General Manager Mike O'Connell

COACHING STAFF:

Head Coach Todd McLellan
 Assistant Coaches Trent Yawney, Marco Sturm
 Goaltending Coach Bill Ranford

COMMUNICATIONS STAFF:

Senior Vice President of Marketing, Communications & Content Michael Altieri
 Senior Director of Business Communications & Heritage Jeff Moeller
 Senior Director of Team Operations & Hockey Communications Rob Koch
 Senior Manager of Hockey Communications Jon Gomez
 Manager of Media Services & Team Operations Eddie Fischermann
 Coordinator of Media Services Kaylea Konoval

KEY STATS:

54th NHL season (began play in 1967)
 Arena: STAPLES Center (capacity 18,230)
 Stanley Cups: 2 (2012, 2014)
 2019-20 Regular Season: 29-35-6 (64 pts, 7th in Pacific/ 14th in West)
 2020 Playoffs: Did Not Qualify

LAST BOSTON-LOS ANGELES TRADE:

June 26, 2015: Boston acquired 2015 first round draft pick (Jakub Zboril), Colin Miller and Martin Jones from Los Angeles for Milan Lucic.

2020-2021 SERIES SCHEDULE:

At Boston:

Will Not Play - Division Play Only

At Los Angeles:

LIFETIME RECORD vs. LOS ANGELES:

At Home:								
GP	W	L	T	OTL	GF	GA	PTS	
73	49	13	6	5	315	207	109	
On the Road:								
GP	W	L	T	OTL	GF	GA	PTS	
71	38	25	7	1	252	236	84	
Overall:								
GP	W	L	T	OTL	GF	GA	PTS	
144	87	38	13	6	567	443	193	

ENTERING 2020-2021:

Current Streak, Home 2-0-2
 Current Streak, Road 3-0-0
 Current Streak, Overall 5-0-2

Lifetime Shutouts For 10 (9 Home; 1 Road)
 Lifetime Shutouts Against 10 (2 Home; 8 Road)

Lifetime Overtime Record, Home 4-6-4
 Lifetime Overtime Record, Road 3-3-4
 Lifetime Overtime Record, Overall 7-9-8

Lifetime Shootout Record, Home 0-2
 Lifetime Shootout Record, Road 0-1
 Lifetime Shootout Record, Overall 0-3

THE LAST TIME vs. LOS ANGELES:

Boston Home Win February 9, 2019 (5-4/OT)
 Boston Road Win February 16, 2019 (4-2)

Los Angeles Home Win March 19, 2016 (2-1)
 Los Angeles Road Win December 17, 2019 (4-3/OT)

Boston Series Sweep 2018-19 (2-0-0)
 Los Angeles Series Sweep 2019-20 (1-0-0)

Boston Home Shutout December 18, 2016 (1-0, Tuukka Rask)
 Boston Road Shutout January 3, 1976 (3-0, Dave Reece)
 Los Angeles Home Shutout December 2, 2014 (2-0, Jonathan Quick)
 Los Angeles Road Shutout January 12, 2006 (6-0, Mathieu Garon)

Boston Home Overtime Win February 9, 2019
 (5-4; Patrice Bergeron, 2:34)

Boston Road Overtime Win March 22, 2003
 (4-3; Glen Murray, 2:05)

Los Angeles Home Overtime Win October 16, 1998
 (2-1; Luc Robitaille, 2:47)

Los Angeles Road Overtime Win December 17, 2019
 (4-3; Anze Kopitar, 3:23)

THE LONGEST BOSTON:

Win Streak vs. Los Angeles 10-0-0-0
 Losing Streak vs. Los Angeles 0-1-0-4
 Point Streak vs. Los Angeles 14-0-1-0

Home Win Streak vs. Los Angeles 10-0-0-0 (2x)
 Home Losing Streak vs. Los Angeles 0-1-0-3
 Home Point Streak vs. Los Angeles 10-0-1-0 (2x)

Road Win Streak vs. Los Angeles 4-0-0-0 (2x)
 Road Losing Streak vs. Los Angeles 0-3-0-0
 Road Point Streak vs. Los Angeles 3-0-2-0 (2x)

MINNESOTA WILD



Xcel Energy Center
317 Washington Street
St. Paul, Minnesota 55102
(651) 602-6000
www.wild.com

HOCKEY OPERATIONS:

General Manager.....Bill Guerin
 Assistant General Manager.....Tom Kurvers
 Senior Advisor to the General Manager.....Jack Ferreira
 Assistant to the General Manager.....Michael Murray

COACHING STAFF:

Head Coach.....Dean Evason
 Assistant Coaches.....Darby Hendrickson, Bob Woods, Brett McLean
 Goaltending Coach.....Frederic Chabot

COMMUNICATIONS STAFF:

Director of Media Relations.....Aaron Sickman
 Media Relations Specialist.....Megan Kogut
 Publicist.....Emily Yang

KEY STATS:

21st NHL season (began play in 2000)
 Arena: Xcel Energy Center (capacity 17,954)
 Stanley Cups: 0
 2019-20 Regular Season: 35-27-7 (77 pts, 6th in Central/10th in West)
 2020 Playoffs: Lost in Qualifying Round to Vancouver in four games

LAST BOSTON-MINNESOTA TRADE:

February 20, 2019: Boston acquired Charlie Coyle from Minnesota for Ryan Donato and 2019 fourth round draft pick (Cade Webber).

2020-2021 SERIES SCHEDULE:

At Boston: Will Not Play - Division Play Only
At Minnesota:

LIFETIME RECORD vs. MINNESOTA:

At Home:								
GP	W	L	T	OTL	GF	GA	PTS	
13	5	8	0	0	31	38	10	
On the Road:								
GP	W	L	T	OTL	GF	GA	PTS	
13	7	5	0	1	31	27	15	
Overall:								
GP	W	L	T	OTL	GF	GA	PTS	
26	12	13	0	1	62	65	25	

ENTERING 2020-2021:

Current Streak, Home.....3-0-0
 Current Streak, Road.....3-0-0
 Current Streak, Overall.....6-0-0

Lifetime Shutouts For.....2 (1 Home; 1 Road)
 Lifetime Shutouts Against.....5 (3 Home; 2 Road)

Lifetime Overtime Record, Home.....1-0-0
 Lifetime Overtime Record, Road.....3-1-0
 Lifetime Overtime Record, Overall.....4-1-0

Lifetime Shootout Record, Home.....0-0
 Lifetime Shootout Record, Road.....1-1
 Lifetime Shootout Record, Overall.....1-1

THE LAST TIME vs. MINNESOTA:

Boston Home Win.....November 23, 2019 (5-4/OT)
 Boston Road Win.....February 1, 2020 (6-1)

Minnesota Home Win.....November 17, 2016 (1-0)
 Minnesota Road Win.....October 25, 2016 (5-0)

Boston Series Sweep.....2019-20 (2-0-0)
 Minnesota Series Sweep.....2016-17 (2-0-0)

Boston Home Shutout.....January 8, 2019 (4-0, Tuukka Rask)
 Boston Road Shutout.....April 4, 2019 (3-0, Jaroslav Halak)
 Minnesota Home Shutout.....November 17, 2016 (1-0, Devan Dubnyk)
 Minnesota Road Shutout.....October 25, 2016 (5-0, Devan Dubnyk)

Boston Home Overtime Win.....November 23, 2019
 [5-4; Torey Krug, 2:41]

Boston Road Overtime Win.....March 25, 2018
 [2-1; Brad Marchand, 0:28]

Minnesota Home Overtime Win.....April 8, 2014
 [4-3; Mikko Koivu, Shootout]

Minnesota Road Overtime Win.....None

THE LONGEST BOSTON:

Win Streak vs. Minnesota.....6-0-0-0
 Losing Streak vs. Minnesota.....0-5-0
 Point Streak vs. Minnesota.....6-0-0

Home Win Streak vs. Minnesota.....3-0-0
 Home Losing Streak vs. Minnesota.....0-6-0
 Home Point Streak vs. Minnesota.....3-0-0

Road Win Streak vs. Minnesota.....3-0-0
 Road Losing Streak vs. Minnesota.....0-2-0
 Road Point Streak vs. Minnesota.....3-0-0 (2x)

MONTREAL CANADIENS



Bell Centre
1909, avenue des Canadiens-de-Montreal
Montreal, Quebec H4B 5G0
(514) 932-2582
www.canadiens.com

HOCKEY OPERATIONS:

Executive Vice President, Hockey & General Manager.....Marc Bergevin
 Assistant General Managers.....Scott Mellanby, Trevor Timmins

COACHING STAFF:

Head Coach.....Claude Julien
 Associate Coach.....Kirk Muller
 Assistant Coaches.....Dominique Ducharme, Luke Richardson
 Goaltending Coach.....Stephane Waite

COMMUNICATIONS STAFF:

Senior Vice President of Public Affairs & Communications.....Paul Wilson
 Coordinator of Hockey Communications.....Guillaume Ouimet

KEY STATS:

104th NHL season (began play in 1917 at formation of NHL; 109th franchise season)
 Arena: Bell Centre (capacity 21,288)
 Stanley Cups: 23 NHL (1924, 1930, 1931, 1944, 1946, 1953, 1956, 1957, 1958, 1959, 1960, 1965, 1966, 1968, 1969, 1971, 1973, 1976, 1977, 1978, 1979, 1986, 1993)
 2019-20 Regular Season: 31-31-9 (71 pts, 5th in Atlantic/ 12th in East)
 2020 Playoffs: Lost in Round One to Philadelphia in six games

LAST BOSTON-MONTREAL TRADE:

February 21, 2001: Boston acquired Eric Weinrich from Montreal for Patrick Traverse.

2020-2021 SERIES SCHEDULE:

At Boston:

Will Not Play - Division Play Only

At Montreal:

LIFETIME RECORD vs. MONTREAL:

At Home:

GP	W	L	T	OTL	GF	GA	PTS
375	170	142	56	7	1,091	1,014	403

On the Road:

GP	W	L	T	OTL	GF	GA	PTS
375	114	211	47	3	895	1,241	278

Overall:

GP	W	L	T	OTL	GF	GA	PTS
750	284	353	103	10	1,986	2,255	681

ENTERING 2020-2021:

Current Streak, Home.....2-0-0
 Current Streak, Road.....1-0-0
 Current Streak, Overall.....3-0-0

Lifetime Shutouts For.....60 (35 Home; 25 Road)
 Lifetime Shutouts Against.....55 (22 Home; 33 Road)

Lifetime Overtime Record, Home.....9-8-13
 Lifetime Overtime Record, Road.....8-6-18
 Lifetime Overtime Record, Overall.....17-14-31

Lifetime Shootout Record, Home.....0-4
 Lifetime Shootout Record, Road.....3-2
 Lifetime Shootout Record, Overall.....3-6

THE LAST TIME vs. MONTREAL:

Boston Home Win.....February 12, 2020 (4-1)
 Boston Road Win.....November 26, 2019 (8-1)

Montreal Home Win.....November 5, 2019 (5-4)
 Montreal Road Win.....January 14, 2019 (3-2/OT)

Boston Series Sweep.....2017-18 (4-0-0)
 Montreal Series Sweep.....2014-15 (4-0-0)

Boston Home Shutout.....February 12, 2017 (4-0, Tuukka Rask)
 Boston Road Shutout.....December 17, 2018 (4-0, Jaroslav Halak)
 Montreal Home Shutout.....April 3, 2007 (2-0, Jaroslav Halak)
 Montreal Road Shutout.....October 27, 2018 (3-0, Carey Price)

Boston Home Overtime Win.....March 3, 2018
 (2-1; Brad Marchand, 2:06)

Boston Road Overtime Win.....January 13, 2018
 (4-3; Brad Marchand, Shootout)

Montreal Home Overtime Win.....January 8, 2011
 (3-2; Max Pacioretty, 3:43)

Montreal Road Overtime Win.....January 14, 2019
 (3-2; Jeff Petry, 0:15)

THE LONGEST BOSTON:

Win Streak vs. Montreal.....9-0-0-0
 Losing Streak vs. Montreal.....0-10-0-1
 Point Streak vs. Montreal.....11-0-1-0

Home Win Streak vs. Montreal.....11-0-0-0
 Home Losing Streak vs. Montreal.....0-7-0-2
 Home Point Streak vs. Montreal.....13-0-2-0

Road Win Streak vs. Montreal.....5-0-0-0
 Road Losing Streak vs. Montreal.....0-14-0-0
 Road Point Streak vs. Montreal.....4-0-3-0

NASHVILLE PREDATORS



Bridgestone Arena
501 Broadway
Nashville, Tennessee 37203
(615) 770-2300
www.nashvillepredators.com

HOCKEY OPERATIONS:

President of Hockey Operations & General Manager David Poile
 Assistant General Manager & Director of Scouting Jeff Kealty
 Assistant General Manager & Director of Hockey Operations Brian Poile

COACHING STAFF:

Head Coach John Hynes
 Assistant Coaches Dan Lambert, Todd Richards
 Goaltending Coach Ben Vanderklok

COMMUNICATIONS STAFF:

Vice President of Marketing & Communications Danny Shaklan
 Director of Communications Kevin Wilson
 Senior Communications & Content Coordinator Brooks Bratten
 Senior Communications Coordinator Nick Barnowski
 Communications Coordinator Emily Polanowicz

KEY STATS:

23rd NHL season (began play in 1998)
 Arena: Bridgestone Arena (capacity 17,113)
 Stanley Cups: 0
 2019-20 Regular Season: 35-26-8 (78 pts, 4th in Central/6th in West)
 2020 Playoffs: Lost in Qualifying Round to Arizona in four games

LAST BOSTON-NASHVILLE TRADE:

None.

2020-2021 SERIES SCHEDULE:

At Boston:

Will Not Play - Division Play Only

At Nashville:

LIFETIME RECORD vs. NASHVILLE:

At Home:

GP	W	L	T	OTL	GF	GA	PTS
15	10	3	1	1	50	33	22

On the Road:

GP	W	L	T	OTL	GF	GA	PTS
16	6	6	0	4	39	42	16

Overall:

GP	W	L	T	OTL	GF	GA	PTS
31	16	9	1	5	89	75	38

ENTERING 2020-2021:

Current Streak, Home 3-0-1
 Current Streak, Road 1-0-0
 Current Streak, Overall 2-0-1

Lifetime Shutouts For 0 (0 Home; 0 Road)
 Lifetime Shutouts Against 4 (0 Home; 4 Road)

Lifetime Overtime Record, Home 2-1-1
 Lifetime Overtime Record, Road 0-4-0
 Lifetime Overtime Record, Overall 2-5-1

Lifetime Shootout Record, Home 1-0
 Lifetime Shootout Record, Road 0-2
 Lifetime Shootout Record, Overall 1-2

THE LAST TIME vs. NASHVILLE:

Boston Home Win December 22, 2018 (5-2)
 Boston Road Win January 7, 2020 (6-2)

Nashville Home Win November 3, 2018 (1-0)
 Nashville Road Win December 21, 2019 (4-3/OT)

Boston Series Sweep 2013-14 (2-0-0)
 Nashville Series Sweep 2015-16 (2-0-0)

Boston Home Shutout None
 Boston Road Shutout None
 Nashville Home Shutout November 3, 2018 (1-0, Pekka Rinne)
 Nashville Road Shutout None

Boston Home Overtime Win January 2, 2014
 [3-2; Brad Marchand, 0:54]

Boston Road Overtime Win None
 Nashville Home Overtime Win December 16, 2014
 [3-2; Derek Roy, Shootout]

Nashville Road Overtime Win December 21, 2019
 [4-3; Ryan Ellis, 4:05]

THE LONGEST BOSTON:

Win Streak vs. Nashville 3-0-0-0 (2x)
 Losing Streak vs. Nashville 0-3-0-0
 Point Streak vs. Nashville 6-0-0-3

Home Win Streak vs. Nashville 5-0-0-0
 Home Losing Streak vs. Nashville 0-1-0-0 (3x)
 Home Point Streak vs. Nashville 5-0-0-0

Road Win Streak vs. Nashville 2-0-0-0
 Road Losing Streak vs. Nashville 0-4-0-1
 Road Point Streak vs. Nashville 1-0-0-3 (2x)

NEW JERSEY DEVILS



Prudential Center
25 Lafayette Street
Newark, New Jersey 07102
(973) 757-6100
www.newjerseydevils.com

HOCKEY OPERATIONS:

Executive Vice President & General Manager.....Tom Fitzgerald
 Senior Vice President & Assistant General Manager.....Dan MacKinnon
 Executive Vice President & Advisor to Hockey Operations.....Martin Brodeur

COACHING STAFF:

Head Coach.....Lindy Ruff
 Assistant Coaches.....Rick Kowalsky, Mark Recchi, Petter Horachek, Chris Taylor
 Goaltending Coach.....Dave Rogalski

COMMUNICATIONS STAFF:

Vice President of Hockey Communications & Team Operations.....Pete Albietz

KEY STATS:

47th NHL season (began play in Kansas City in 1974; moved to Colorado in 1976; moved to New Jersey in 1982)
 Arena: Prudential Center (capacity 16,514)
 Stanley Cups: 3 (1995, 2000, 2003)
 2019-20 Regular Season: 28-29-12 (68 pts, 8th in Metropolitan/8th in East)
 2020 Playoffs: Did Not Qualify

LAST BOSTON-NEW JERSEY TRADE:

February 25, 2019: Boston acquired Marcus Johansson from New Jersey for 2019 second (Nikita Okhotyuk) and 2020 fourth round draft picks.

2020-2021 SERIES SCHEDULE:

At Boston:	At New Jersey:
February 15	January 14
February 18	January 16
March 28	May 3
March 30	May 4

LIFETIME RECORD vs. NEW JERSEY:

At Home:							
GP	W	L	T	OTL	GF	GA	PTS
82	48	20	8	6	288	227	110
On the Road:							
GP	W	L	T	OTL	GF	GA	PTS
79	41	22	11	5	246	194	98
Overall:							
GP	W	L	T	OTL	GF	GA	PTS
161	89	42	19	11	534	421	208

ENTERING 2020-2021:

Current Streak, Home.....2-0-0
 Current Streak, Road.....4-0-1
 Current Streak, Overall.....4-0-1

Lifetime Shutouts For.....9 (7 Home; 2 Road)
 Lifetime Shutouts Against.....6 (3 Home; 3 Road)

Lifetime Overtime Record, Home.....6-7-8
 Lifetime Overtime Record, Road.....3-5-4
 Lifetime Overtime Record, Overall.....9-12-12

Lifetime Shootout Record, Home.....2-2
 Lifetime Shootout Record, Road.....1-2
 Lifetime Shootout Record, Overall.....3-4

THE LAST TIME vs. NEW JERSEY:

Boston Home Win.....October 12, 2019 (3-0)
 Boston Road Win.....November 19, 2019 (5-1)

New Jersey Home Win.....December 31, 2019 (3-2/SO)
 New Jersey Road Win.....December 27, 2018 (5-2)

Boston Series Sweep.....2017-18 (3-0-0)
 New Jersey Series Sweep.....2005-06 (4-0-0)

Boston Home Shutout.....October 12, 2019 (3-0, Tuukka Rask)
 Boston Road Shutout.....March 30, 2010 (1-0/OT, Tuukka Rask)
 New Jersey Home Shutout.....January 2, 2017 (3-0, Cory Schneider)
 New Jersey Road Shutout.....December 30, 2002 (1-0, Martin Brodeur)

Boston Home Overtime Win.....December 20, 2015
 (2-1; Ryan Spooner, Shootout)
 Boston Road Overtime Win.....November 22, 2017
 (3-2; Charlie McAvoy, Shootout)
 New Jersey Home Overtime Win.....December 31, 2019
 (3-2; Damon Severson, Shootout)
 New Jersey Road Overtime Win.....November 27, 2009
 (2-1; Jamie Langenbrunner, Shootout)

THE LONGEST BOSTON:

Win Streak vs. New Jersey.....7-0-0-0 (2x)
 Losing Streak vs. New Jersey.....0-4-0-0
 Point Streak vs. New Jersey.....4-0-3-2

Home Win Streak vs. New Jersey.....7-0-0-0
 Home Losing Streak vs. New Jersey.....0-2-0-2
 Home Point Streak vs. New Jersey.....6-0-0-1 (3x)

Road Win Streak vs. New Jersey.....4-0-0-0
 Road Losing Streak vs. New Jersey.....0-3-0-0
 Road Point Streak vs. New Jersey.....8-0-4-0

NEW YORK ISLANDERS



1255 Hempstead Turnpike
Uniondale, New York 11553
(516) 501-6700
www.newyorkislanders.com

HOCKEY OPERATIONS:

President & General Manager..... Lou Lamoriello
 Assistant General Managers..... Chris Lamoriello, Steve Pellegrini

COACHING STAFF:

Head Coach..... Barry Trotz
 Associate Coach..... Lane Lambert
 Assistant Coaches..... John Gruden, Jim Hiller
 Goaltending Coach..... Piero Greco

COMMUNICATIONS STAFF:

Executive Director of Communications..... Kimber Auerbach
 Director of Team Services & Communications..... Jesse Eisenberg
 Communications Coordinators..... Kelly Keogh, Madeline Harris

KEY STATS:

49th NHL season (began play in 1972)
 Arena: NYCB Live (capacity xx)
 Stanley Cups: 4 (1980, 1981, 1982, 1983)
 2019-20 Regular Season: 35-23-10 (80 pts, 5th in Metropolitan/7th in East)
 2020 Playoffs: Lost in Conference Final to Tampa Bay in six games

LAST BOSTON-NEW YORK TRADE:

October 4, 2014: Boston acquired 2015 (Brandon Carlo) and 2016 (Ryan Lindgren) second round draft picks from New York Islanders for Johnny Boychuk.

2020-2021 SERIES SCHEDULE:

At Boston:	At New York:
March 25	January 18
March 27	February 13
April 13	February 25
April 16	March 9

LIFETIME RECORD vs. NEW YORK:

At Home:								
GP	W	L	T	OTL	GF	GA	PTS	
85	47	24	11	3	295	228	108	
On the Road:								
GP	W	L	T	OTL	GF	GA	PTS	
87	45	30	10	2	290	259	102	
Overall:								
GP	W	L	T	OTL	GF	GA	PTS	
172	92	54	21	5	585	487	210	

ENTERING 2020-2021:

Current Streak, Home.....3-0-1
 Current Streak, Road.....10-0-0
 Current Streak, Overall.....9-0-1

Lifetime Shutouts For.....10 (3 Home; 7 Road)
 Lifetime Shutouts Against.....4 (1 Home; 3 Road)

Lifetime Overtime Record, Home.....4-5-6
 Lifetime Overtime Record, Road.....1-2-9
 Lifetime Overtime Record, Overall.....5-7-15

Lifetime Shootout Record, Home.....3-2
 Lifetime Shootout Record, Road.....0-0
 Lifetime Shootout Record, Overall.....3-2

THE LAST TIME vs. NEW YORK:

Boston Home Win.....February 5, 2019 (3-1)
 Boston Road Win.....February 29, 2020 (4-0)

New York Home Win.....November 2, 2013 (3-1)
 New York Road Win.....December 19, 2019 (3-2/SO)

Boston Series Sweep.....2018-19 (3-0-0)
 New York Series Sweep.....2005-06 (4-0-0)

Boston Home Shutout.....October 12, 1998 (3-0, Byron Dafoe)
 Boston Road Shutout.....February 29, 2020 (4-0, Tuukka Rask)
 New York Home Shutout.....February 24, 2004 (0-0, Rick DiPietro)
 New York Road Shutout.....January 16, 2017 (4-0, Thomas Greiss)

Boston Home Overtime Win.....November 29, 2018
 (2-1; Ryan Donato, Shootout)
 Boston Road Overtime Win.....January 11, 2020
 (3-2; Patrice Bergeron, 1:33)
 New York Home Overtime Win.....December 12, 2009
 (3-2; Frans Nielsen, 0:24)
 New York Road Overtime Win.....December 19, 2019
 (3-2; Mathew Barzal, Shootout)

THE LONGEST BOSTON:

Win Streak vs. New York.....7-0-0-0 (2x)
 Losing Streak vs. New York.....0-4-0-2
 Point Streak vs. New York.....9-0-2-0

Home Win Streak vs. New York.....6-0-0-0
 Home Losing Streak vs. New York.....0-3-0-0 (2x)
 Home Point Streak vs. New York.....6-0-4-0

Road Win Streak vs. New York.....10-0-0-0
 Road Losing Streak vs. New York.....0-4-0-1
 Road Point Streak vs. New York.....10-0-0-0

NEW YORK RANGERS



Madison Square Garden
Two Pennsylvania Plaza, 14th Floor
New York, New York 10121
(212) 465-6486
www.newyorkrangers.com

HOCKEY OPERATIONS:

President John Davidson
 General Manager Jeff Gorton
 Assistant General Manager Chris Drury

COACHING STAFF:

Head Coach David Quinn
 Assistant Coaches Jacques Martin, David Oliver, Greg Brown
 Assistant Coach & Goaltending Coach Benoit Allaire

COMMUNICATIONS STAFF:

Senior Vice President of Public Relations & Player Recruitment John Rosasco
 Director of Public Relations Ryan Nissan
 Manager of Public Relations Lindsay Hayes
 Coordinator of Public Relations Michael Rappaport

KEY STATS:

95th NHL season (began play in 1926)
 Arena: Madison Square Garden (capacity 18,006)
 Stanley Cups: 4 (1928, 1933, 1940, 1994)
 2019-20 Regular Season: 37-28-5 (79 pts, 7th in Metropolitan/11th in East)
 2020 Playoffs: Lost in Qualifying Round to Carolina in three games

LAST BOSTON-NEW YORK TRADE:

September 11, 2018: Boston acquired Steven Kampfer, 2019 fourth round draft pick (Quinn Olson) and 2019 seventh round draft pick (Jake Schmaltz) from NY Rangers for Adam McQuaid.

2020-2021 SERIES SCHEDULE:

At Boston:	At New York:
March 11	February 10
March 13	February 12
May 6	February 26
May 8	February 28

LIFETIME RECORD vs. NEW YORK:

At Home:								
GP	W	L	T	OTL	GF	GA	PTS	
324	172	103	42	7	1,133	896	393	
On the Road:								
GP	W	L	T	OTL	GF	GA	PTS	
328	124	145	55	4	918	1,001	307	
Overall:								
GP	W	L	T	OTL	GF	GA	PTS	
652	296	248	97	11	2,052	1,897	700	

ENTERING 2020-2021:

Current Streak, Home 2-0-0
 Current Streak, Road 3-0-1
 Current Streak, Overall 4-0-1

Lifetime Shutouts For 35 (20 Home; 15 Road)
 Lifetime Shutouts Against 40 (19 Home; 21 Road)

Lifetime Overtime Record, Home 3-9-13
 Lifetime Overtime Record, Road 4-7-17
 Lifetime Overtime Record, Overall 7-16-30

Lifetime Shootout Record, Home 2-3
 Lifetime Shootout Record, Road 0-3
 Lifetime Shootout Record, Overall 2-6

THE LAST TIME vs. NEW YORK:

Boston Home Win November 29, 2019 (3-2/OT)
 Boston Road Win February 16, 2020 (3-1)

New York Home Win February 6, 2019 (4-3/SO)
 New York Road Win January 19, 2019 (3-2)

Boston Series Sweep 2019-20 (3-0-0)
 New York Series Sweep 2016-17 (3-0-0)

Boston Home Shutout January 15, 2015 (3-0, Tuukka Rask)
 Boston Road Shutout March 9, 2008 (0-1/SO, Alex Auld)
 New York Home Shutout November 1, 2009 (1-0, Henrik Lundqvist)
 New York Road Shutout February 14, 2012 (3-0, Henrik Lundqvist)

Boston Home Overtime Win November 29, 2019
 (3-2; David Krejci, 1:40)
 Boston Road Overtime Win November 5, 1990
 (3-2; Bob Sweeney, 3:30)
 New York Home Overtime Win February 6, 2019
 (4-3; Tony DeAngelo, Shootout)
 New York Road Overtime Win December 16, 2017
 (3-2; Mats Zuccarello, 1:56)

THE LONGEST BOSTON:

Win Streak vs. New York 7-0-0-0 (4x)
 Losing Streak vs. New York 0-5-0-3
 Point Streak vs. New York 13-0-3-0

Home Win Streak vs. New York 10-0-0-0
 Home Losing Streak vs. New York 0-6-0-0
 Home Point Streak vs. New York 14-0-1-0

Road Win Streak vs. New York 9-0-0-0
 Road Losing Streak vs. New York 0-5-0-0
 Road Point Streak vs. New York 9-0-0-0

OTTAWA SENATORS



Canadian Tire Centre
1000 Palladium Drive
Ottawa, Ontario K2V 1A5
(613) 599-0250
www.ottawasenators.com

HOCKEY OPERATIONS:

General Manager Pierre Dorion
 Assistant General Manager Peter MacTavish

COACHING STAFF:

Head Coach D. J. Smith
 Associate Coach Jack Capuano
 Assistant Coaches Davis Payne, Bob Jones
 Goaltending Coach Pierre Goulet

COMMUNICATIONS STAFF:

Senior Director of Communications Brian Morris
 Manager of Communications Chris Moore
 Coordinator of Communications Brett Varey

KEY STATS:

29th NHL season (began play in 1992)
 Arena: Canadian Tire Centre (capacity 18,572)
 Stanley Cups: 0
 2019-20 Regular Season: 25-34-12 (62 pts, 7th in Atlantic/15th in East)
 2020 Playoffs: Did Not Qualify

LAST BOSTON-OTTAWA TRADE:

January 11, 2019: Boston acquired Paul Carey from Ottawa for Cody Goloubef.

2020-2021 SERIES SCHEDULE:

At Boston:
 Will Not Play - Division Play Only

At Ottawa:

LIFETIME RECORD vs. OTTAWA:

At Home:								
GP	W	L	T	OTL	GF	GA	PTS	
74	45	20	5	4	254	188	99	
On the Road:								
GP	W	L	T	OTL	GF	GA	PTS	
71	39	22	3	7	208	172	88	
Overall:								
GP	W	L	T	OTL	GF	GA	PTS	
145	84	42	8	11	462	360	187	

ENTERING 2020-2021:

Current Streak, Home 5-0-1
 Current Streak, Road 0-1-0
 Current Streak, Overall 0-1-0

Lifetime Shutouts For 14 (6 Home; 8 Road)
 Lifetime Shutouts Against 8 (5 Home; 3 Road)

Lifetime Overtime Record, Home 3-4-5
 Lifetime Overtime Record, Road 4-7-3
 Lifetime Overtime Record, Overall 7-11-8

Lifetime Shootout Record, Home 2-3
 Lifetime Shootout Record, Road 3-0
 Lifetime Shootout Record, Overall 5-3

THE LAST TIME vs. OTTAWA:

Boston Home Win November 2, 2019 (5-2)
 Boston Road Win December 9, 2018 (2-1/OT)

Ottawa Home Win December 9, 2019 (5-2)
 Ottawa Road Win April 6, 2017 (2-1/SO)

Boston Series Sweep 2018-19 (4-0-0)
 Ottawa Series Sweep 2016-17 (4-0-0)

Boston Home Shutout December 27, 2013 (5-0, Tuukka Rask)
 Boston Road Shutout December 30, 2017 (5-0, Tuukka Rask)
 Ottawa Home Shutout January 17, 2004 (4-0, Martin Prusek)
 Ottawa Road Shutout February 28, 2012 (1-0, Robin Lehner)

Boston Home Overtime Win February 28, 2013
 (2-1; Patrice Bergeron, 3:38)
 Boston Road Overtime Win December 9, 2018
 (2-1; Torey Krug, 3:07)
 Ottawa Home Overtime Win January 9, 2016
 (2-1; Mark Stone, 4:22)
 Ottawa Road Overtime Win April 6, 2017
 (2-1; Kyle Turris, Shootout)

THE LONGEST BOSTON:

Win Streak vs. Ottawa 17-0-0-0
 Losing Streak vs. Ottawa 0-3-0-1 (2x)
 Point Streak vs. Ottawa 20-0-2-0

Home Win Streak vs. Ottawa 11-0-0-0
 Home Losing Streak vs. Ottawa 0-3-0-1 (2x)
 Home Point Streak vs. Ottawa 11-0-0-0

Road Win Streak vs. Ottawa 11-0-0-0
 Road Losing Streak vs. Ottawa 0-4-0-3
 Road Point Streak vs. Ottawa 11-0-0-0

PHILADELPHIA FLYERS



Wells Fargo Center
3601 South Broad Street
Philadelphia, Pennsylvania 19148
(215) 465-4500
www.philadelphiaflyers.com

HOCKEY OPERATIONS:

President, Hockey Operations & General Manager Chuck Fletcher
 Vice Presidents & Assistant General Managers Barry Hanrahan, Brent Flahr

COACHING STAFF:

Head Coach Alain Vigneault
 Assistant Coaches Ian Laperriere, Michel Therrien, Mike Yeo
 Goaltending Coach Kim Dillabaugh

COMMUNICATIONS STAFF:

Senior Directors of Communications Sarah Schwab, Zack Hill
 Manager of Broadcasting & Media Services Brian Smith
 Manager of Communications Shannon Rostick

KEY STATS:

54th NHL season (began play in 1967)
 Arena: Wells Fargo Center (capacity 19,605)
 Stanley Cups: 2 (1974, 1975)
 2019-20 Regular Season: 41-21-7 (89 pts, 2nd in Metropolitan/4th in East)
 2020 Playoffs: Lost in Round Two to New York Islanders in seven games

LAST BOSTON-PHILADELPHIA TRADE:

June 29, 2015: Boston acquired Zac Rinaldo from Philadelphia for 2017 third round draft pick (Kirill Ustimenko).

2020-2021 SERIES SCHEDULE:

At Boston:	At Philadelphia:
January 21	February 3
January 23	February 5
February 21	April 5
March 7	April 6

LIFETIME RECORD vs. PHILADELPHIA:

At Home:								
GP	W	L	T	OTL	GF	GA	PTS	
101	59	24	11	7	352	273	136	
On the Road:								
GP	W	L	T	OTL	GF	GA	PTS	
100	48	37	10	5	307	310	111	
Overall:								
GP	W	L	T	OTL	GF	GA	PTS	
201	107	61	21	12	659	583	247	

ENTERING 2020-2021:

Current Streak, Home.....	9-0-3
Current Streak, Road	1-0-1
Current Streak, Overall	1-0-2
Lifetime Shutouts For	16 (8 Home; 8 Road)
Lifetime Shutouts Against.....	4 (2 Home; 2 Road)

Lifetime Overtime Record, Home	6-7-5
Lifetime Overtime Record, Road	5-5-5
Lifetime Overtime Record, Overall	11-12-10

Lifetime Shootout Record, Home	1-1
Lifetime Shootout Record, Road	2-3
Lifetime Shootout Record, Overall	3-4

THE LAST TIME vs. PHILADELPHIA:

Boston Home Win	October 25, 2018 (3-0)
Boston Road Win	March 10, 2020 (2-0)

Philadelphia Home Win	January 13, 2020 (6-5/SO)
Philadelphia Road Win	November 10, 2019 (3-2/SO)

Boston Series Sweep	2014-15 (3-0-0)
Philadelphia Series Sweep	None

Boston Home Shutout.....	October 25, 2018 (3-0, Jaroslav Halak)
Boston Road Shutout	March 10, 2020 (2-0, Tuukka Rask)
Philadelphia Home Shutout	April 8, 2000 (3-0, Brian Boucher)
Philadelphia Road Shutout	January 2, 2006 (1-0, Antero Niittymaki)

Boston Home Overtime Win	March 7, 2015
	(3-2; Brad Marchand, 3:52)
Boston Road Overtime Win.....	March 30, 2014
	(4-3; Reilly Smith, Shootout)
Philadelphia Home Overtime Win.....	January 13, 2020
	(6-5; Travis Konecny, Shootout)
Philadelphia Road Overtime Win.....	November 10, 2019
	(3-2; Joel Farabee, Shootout)

THE LONGEST BOSTON:

Win Streak vs. Philadelphia	15-0-0-0
Losing Streak vs. Philadelphia	0-3-0-0 (5x)
Point Streak vs. Philadelphia	23-0-4-0
Home Win Streak vs. Philadelphia	8-0-0-0
Home Losing Streak vs. Philadelphia	0-2-0-0 (7x)
Home Point Streak vs. Philadelphia	18-0-4-0
Road Win Streak vs. Philadelphia	9-0-0-0
Road Losing Streak vs. Philadelphia	0-6-0-0
Road Point Streak vs. Philadelphia	11-0-2-0

PITTSBURGH PENGUINS



CONSOL Energy Center
1001 Fifth Avenue
Pittsburgh, Pennsylvania 15219
(412) 642-1300
www.pittsburghpenguins.com

HOCKEY OPERATIONS:

Executive Vice President & General Manager.....Jim Rutherford
 Assistant General Manager.....Patrik Allvin

COACHING STAFF:

Head Coach.....Mike Sullivan
 Assistant Coaches.....Todd Reirden, Mike Vellucci
 Goaltending Coach.....Mike Buckley

COMMUNICATIONS STAFF:

Vice President of Media Relations.....Jennifer Bullano Ridgley
 Senior Advisor, Communications.....Tom McMillan
 Director of Communications.....Evan Schall
 Coordinator of Communications.....Emma Kilmer
 Communications Specialist.....Paul Steigerwald

KEY STATS:

54th NHL season (began play in 1967)
 Arena: CONSOL Energy Center (capacity 18,387)
 Stanley Cups: 5 (1991, 1992, 2009, 2016, 2017)
 2019-20 Regular Season: 40-23-6 (86 pts, 3rd in Metropolitan/5th in East)
 2020 Playoffs: Lost in Qualifying Round to Montreal in four games

LAST BOSTON-PITTSBURGH TRADE:

December 19, 2006: Boston traded Wade Brookbank to Pittsburgh for cash.

2020-2021 SERIES SCHEDULE:

At Boston:	At Pittsburgh:
January 26	March 15
January 28	March 16
April 1	April 25
April 3	April 27

LIFETIME RECORD vs. PITTSBURGH:

At Home:								
GP	W	L	T	OTL	GF	GA	PTS	
104	72	22	6	4	434	286	154	
On the Road:								
GP	W	L	T	OTL	GF	GA	PTS	
106	44	43	15	4	368	356	107	
Overall:								
GP	W	L	T	OTL	GF	GA	PTS	
210	116	65	21	8	802	647	261	

ENTERING 2020-2021

Current Streak, Home.....10-0-1
 Current Streak, Road.....0-4-2
 Current Streak, Overall.....0-1-0

Lifetime Shutouts For.....10 (6 Home; 4 Road)
 Lifetime Shutouts Against.....7 (2 Home; 5 Road)

Lifetime Overtime Record, Home.....4-5-2
 Lifetime Overtime Record, Road.....3-6-6
 Lifetime Overtime Record, Overall.....7-11-8

Lifetime Shootout Record, Home.....1-2
 Lifetime Shootout Record, Road.....1-0
 Lifetime Shootout Record, Overall.....2-2

THE LAST TIME vs. PITTSBURGH:

Boston Home Win.....November 23, 2018 (2-1/OT)
 Boston Road Win.....December 18, 2015 (6-2)

Pittsburgh Home Win.....March 10, 2019 (4-2)
 Pittsburgh Road Win.....November 24, 2014 (3-2/OT)

Boston Series Sweep.....2015-16 (3-0-0)
 Pittsburgh Series Sweep.....2012-13 (3-0-0)

Boston Home Shutout.....December 16, 2015 (3-0, Tuukka Rask)
 Boston Road Shutout.....March 14, 2015 (2-0, Tuukka Rask)
 Pittsburgh Home Shutout.....March 25, 2007 (5-0, Marc-Andre Fleury)
 Pittsburgh Road Shutout.....March 18, 2010 (3-0, Marc-Andre Fleury)

Boston Home Overtime Win.....November 23, 2018
 (2-1; Joakim Nordstrom, 1:57)

Boston Road Overtime Win.....January 7, 2015
 (3-2; Patrice Bergeron, 2:43)

Pittsburgh Home Overtime Win.....January 7, 2018
 (6-5; Evgeni Malkin, 2:51)

Pittsburgh Road Overtime Win.....November 24, 2014
 (3-2; Evgeni Malkin, 0:32)

THE LONGEST BOSTON:

Win Streak vs. Pittsburgh.....9-0-0-0
 Losing Streak vs. Pittsburgh.....0-12-0-0
 Point Streak vs. Pittsburgh.....10-0-2-0

Home Win Streak vs. Pittsburgh.....16-0-0-0
 Home Losing Streak vs. Pittsburgh.....0-5-0-1
 Home Point Streak vs. Pittsburgh.....26-0-2-0

Road Win Streak vs. Pittsburgh.....4-0-0-0 (3x)
 Road Losing Streak vs. Pittsburgh.....0-12-0-0
 Road Point Streak vs. Pittsburgh.....9-0-2-1

ST. LOUIS BLUES



Scottrade Center
1401 Clark Avenue
St. Louis, Missouri 63103
(314) 622-2500
www.stlouisblues.com

HOCKEY OPERATIONS:

President of Hockey Operations & General Manager Doug Armstrong
 Vice President of Hockey Operations..... Dave Taylor
 Assistant General Manager.....Ryan Miller
 Senior Advisor to the General Manager.....Al MacInnis

COACHING STAFF:

Head Coach..... Craig Berube
 Assistant Coaches.....Steve Ott, Mike Van Ryn, Larry Robinson, Jim Montgomery
 Goaltending Coach..... David Alexander

COMMUNICATIONS STAFF:

Vice President of Media & Brand Communications..... Mike Caruso
 Director of Media Content..... Dan O'Neill
 Media Content Coordinator..... Brett Barczewski

KEY STATS:

54th NHL season (began play in 1967)
 Arena: Scottrade Center (capacity 19,150)
 Stanley Cups: 1 (2019)
 2019-20 Regular Season: 42-19-10 (94 pts, 1st in Central/ 1st in West)
 2020 Playoffs: Lost in Round One to Vancouver in six games

LAST BOSTON-ST. LOUIS TRADE:

April 3, 2013: Boston acquired Wade Redden from St. Louis for 2014 sixth round draft pick (Samuel Blais).

2020-2021 SERIES SCHEDULE:

At Boston: Will Not Play - Division Play Only
At St. Louis:

LIFETIME RECORD vs. ST. LOUIS:

At Home:							
GP	W	L	T	OTL	GF	GA	PTS
69	39	17	9	4	270	184	91
On the Road:							
GP	W	L	T	OTL	GF	GA	PTS
69	28	25	9	7	230	218	72
Overall:							
GP	W	L	T	OTL	GF	GA	PTS
138	67	42	18	11	500	402	163

ENTERING 2020-2021:

Current Streak, Home.....	3-0-0
Current Streak, Road	2-0-2
Current Streak, Overall	4-0-2
Lifetime Shutouts For	13 (8 Home; 5 Road)
Lifetime Shutouts Against.....	7 (3 Home; 4 Road)
Lifetime Overtime Record, Home	2-4-5
Lifetime Overtime Record, Road	1-7-0
Lifetime Overtime Record, Overall.....	3-11-5
Lifetime Shootout Record, Home	0-3
Lifetime Shootout Record, Road	0-2
Lifetime Shootout Record, Overall.....	0-5

THE LAST TIME vs. ST. LOUIS:

Boston Home Win	October 26, 2020 (3-0)
Boston Road Win	January 10, 2017 (5-3)
St. Louis Home Win.....	February 23, 2019 (2-1/SO)
St. Louis Road Win	November 22, 2016 (4-2)
Boston Series Sweep	2019-20 (1-0-0)
St. Louis Series Sweep.....	2013-14 (2-0-0)
Boston Home Shutout.....	October 26, 2019 (3-0, Tuukka Rask)
Boston Road Shutout	March 27, 1990 (3-0, Reggie Lemelin)
St. Louis Home Shutout.....	December 18, 1999 (4-0, Roman Turek)
St. Louis Road Shutout.....	December 22, 2015 (2-0, Jake Allen)
Boston Home Overtime Win	March 6, 1993 (4-3; Ray Bourque, 4:39)
Boston Road Overtime Win.....	January 9, 1988 (2-1; Cam Neely, 4:07)
St. Louis Home Overtime Win	February 23, 2019 (2-1; Sammy Blais, Shootout)
St. Louis Road Overtime Win	November 21, 2013 (3-2; Derek Roy, Shootout)

THE LONGEST BOSTON:

Win Streak vs. St. Louis.....	7-0-0-0 (2x)
Losing Streak vs. St. Louis.....	0-2-0-5
Point Streak vs. St. Louis.....	8-0-3-0
Home Win Streak vs. St. Louis.....	9-0-0-0
Home Losing Streak vs. St. Louis.....	0-2-0-4
Home Point Streak vs. St. Louis	11-0-1-0
Road Win Streak vs. St. Louis	5-0-0-0
Road Losing Streak vs. St. Louis	0-3-0-4
Road Point Streak vs. St. Louis	3-0-0-5

TAMPA BAY LIGHTNING



Amalie Arena
401 Channelside Drive
Tampa, Florida 33602
(813) 301-6500
www.tampabaylightning.com

HOCKEY OPERATIONS:

Vice President & General Manager Julien BriseBois
 Assistant General Manager & Director of Player Personnel Jamie Pushor
 Assistant General Manager & Director of Player Development Stacy Roest
 Assistant General Manager & Director of Amateur Scouting Al Murray

COACHING STAFF:

Head Coach Jon Cooper
 Assistant Coaches Jeff Halpern, Derek Lalonde, Rob Zettler
 Goaltending Coach Frantz Jean

COMMUNICATIONS STAFF:

Executive Vice President of Communications Bill Wickett
 Senior Director of Broadcasting, Programming &
 Communications Brian Breseman
 Senior Manager of Communications &
 Player Relations Trevor van Knotsenburg
 Media Relations Assistant Bryan Burns

KEY STATS:

29th NHL season (began play in 1992)
 Arena: Amalie Arena (capacity 19,092)
 Stanley Cups: 2 (2004, 2020)
 2019-20 Regular Season: 43-21-6 (92 pts, 2nd in Atlantic/2nd in East)
 2020 Playoffs: Won Stanley Cup vs. Dallas in six games

LAST BOSTON-TAMPA BAY TRADE:

March 1, 2015: Boston acquired Brett Connolly from Tampa Bay for 2015 (Matthew Spencer) and 2016 (Libor Hajek) second round draft picks.

2020-2021 SERIES SCHEDULE:

At Boston: Will Not Play - Division Play Only
At Tampa Bay:

LIFETIME RECORD vs. TAMPA BAY:

At Home:								
GP	W	L	T	OTL	GF	GA	PTS	
54	38	9	6	1	197	132	83	
On the Road:								
GP	W	L	T	OTL	GF	GA	PTS	
52	27	21	3	1	151	148	58	
Overall:								
GP	W	L	T	OTL	GF	GA	PTS	
106	65	30	9	2	348	280	141	

ENTERING 2020-2021:

Current Streak, Home.....	0-2-1
Current Streak, Road	1-0-0
Current Streak, Overall	0-1-0
Lifetime Shutouts For	9 (5 Home; 4 Road)
Lifetime Shutouts Against.....	4 (1 Home; 3 Road)
Lifetime Overtime Record, Home	5-1-5
Lifetime Overtime Record, Road	6-1-3
Lifetime Overtime Record, Overall.....	11-2-8
Lifetime Shootout Record, Home	2-1
Lifetime Shootout Record, Road	2-1
Lifetime Shootout Record, Overall.....	4-2

THE LAST TIME vs. TAMPA BAY:

Boston Home Win	February 28, 2019 (4-1)
Boston Road Win	March 3, 2020 (2-1)
Tampa Bay Home Win.....	December 12, 2019 (3-2)
Tampa Bay Road Win.....	March 7, 2020 (5-3)
Boston Series Sweep	2013-14 (4-0-0)
Tampa Bay Series Sweep.....	None
Boston Home Shutout.....	April 4, 2017 (4-0, Tuukka Rask)
Boston Road Shutout	March 17, 2017 (3-0, Tuukka Rask)
Tampa Bay Home Shutout.....	April 3, 2018 (4-0, Andrei Vasilevskiy)
Tampa Bay Road Shutout.....	April 9, 1994 (3-0, Wendell Young)
Boston Home Overtime Win	March 12, 2015 (3-2; Patrice Bergeron, Shootout)
Boston Road Overtime Win.....	November 3, 2016 (4-3; Jimmy Hayes, Shootout)
Tampa Bay Home Overtime Win	April 11, 2015 (3-2; Victor Hedman, Shootout)
Tampa Bay Road Overtime Win	October 17, 2020 (4-3; Steven Stamkos, Shootout)

THE LONGEST BOSTON:

Win Streak vs. Tampa Bay.....	10-0-0-0
Losing Streak vs. Tampa Bay.....	0-3-0-1
Point Streak vs. Tampa Bay.....	10-0-0-0
Home Win Streak vs. Tampa Bay.....	10-0-0-0
Home Losing Streak vs. Tampa Bay.....	0-2-0-1
Home Point Streak vs. Tampa Bay.....	16-0-5-0
Road Win Streak vs. Tampa Bay.....	4-0-0-0
Road Losing Streak vs. Tampa Bay.....	0-4-0-0 (2x)
Road Point Streak vs. Tampa Bay	4-0-0-1

TORONTO MAPLE LEAFS



Scotiabank Arena
40 Bay Street, Suite 400
Toronto, Ontario M5J 2X2
(416) 815-5700
www.mapleleafs.com

HOCKEY OPERATIONS:

President of Hockey Operations..... Brendan Shanahan
 General Manager..... Kyle Dubas
 Assistant General Managers..... Laurence Gilman, Brandon Pridham
 Senior Advisor..... Cliff Fletcher

COACHING STAFF:

Head Coach..... Sheldon Keefe
 Assistant Coaches..... Dave Hakstol, Manny Malhotra, Paul McLean
 Goaltending Coach..... Steve Briere

COMMUNICATIONS STAFF:

Director of Media Relations..... Steve Keogh
 Senior Manager of Media Relations..... Scott McNaughton
 Coordinators of Media Relations..... Chris Lund, Colin McBride

KEY STATS:

104th NHL season (began play in 1917)
 Arena: Scotiabank Arena (capacity 18,819)
 Stanley Cups: 13 (1918, 1922, 1932, 1942, 1945, 1947, 1948, 1949, 1951, 1962, 1963, 1964, 1967)
 2019-20 Regular Season: 36-25-9 (81 pts, 3rd in Atlantic/8th in East)
 2020 Playoffs: Lost in Qualifying Round to Columbus in five games

LAST BOSTON-TORONTO TRADE:

October 7, 2020: Boston acquired seventh round draft pick in 2021 NHL Entry Draft from Toronto for seventh round draft pick in 2020 NHL Entry Draft (Ryan Tverberg).

2020-2021 SERIES SCHEDULE:

At Boston:
 Will Not Play - Division Play Only

At Toronto:

LIFETIME RECORD vs. TORONTO:

At Home:								
GP	W	L	T	OTL	GF	GA	PTS	
338	187	99	47	5	1,109	896	426	
On the Road:								
GP	W	L	T	OTL	GF	GA	PTS	
339	114	166	51	8	895	1,114	287	
Overall:								
GP	W	L	T	OTL	GF	GA	PTS	
677	301	265	98	13	2,004	2,010	713	

ENTERING 2020-2021:

Current Streak, Home..... 4-0-0
 Current Streak, Road..... 2-0-1
 Current Streak, Overall..... 4-0-1

Lifetime Shutouts For..... 51 (34 Home; 17 Road)
 Lifetime Shutouts Against..... 48 (16 Home; 32 Road)

Lifetime Overtime Record, Home..... 12-4-7
 Lifetime Overtime Record, Road..... 6-11-13
 Lifetime Overtime Record, Overall..... 18-15-20

Lifetime Shootout Record, Home..... 4-3
 Lifetime Shootout Record, Road..... 2-3
 Lifetime Shootout Record, Overall..... 6-6

THE LAST TIME vs. TORONTO:

Boston Home Win..... October 22, 2019 (4-2)
 Boston Road Win..... November 15, 2019 (4-2)

Toronto Home Win..... October 19, 2019 (4-3/OT)
 Toronto Road Win..... November 11, 2017 (4-1)

Boston Series Sweep..... 2011-12 (6-0-0)
 Toronto Series Sweep..... 2016-17 (4-0-0)

Boston Home Shutout..... November 21, 2015 (2-0, Tuukka Rask)
 Boston Road Shutout..... February 2, 2013 (1-0, Tuukka Rask)
 Toronto Home Shutout..... December 19, 2009 (2-0, Jonas Gustavsson)
 Toronto Road Shutout..... March 25, 2004 (3-0, Ed Belfour)

Boston Home Overtime Win..... April 4, 2015
 (2-1; Patrice Bergeron, Shootout)
 Boston Road Overtime Win..... November 23, 2015
 (4-3; David Krejci, Shootout)
 Toronto Home Overtime Win..... October 19, 2019
 (4-3; Morgan Rielly, 3:54)
 Toronto Road Overtime Win..... February 2, 2016
 (4-3; Pierre-Alexandre Parenteau, 3:06)

THE LONGEST BOSTON:

Win Streak vs. Toronto..... 8-0-0-0
 Losing Streak vs. Toronto..... 0-7-0-0
 Point Streak vs. Toronto..... 8-0-4-0

Home Win Streak vs. Toronto..... 7-0-0-0 (2x)
 Home Losing Streak vs. Toronto..... 0-6-0-0
 Home Point Streak vs. Toronto..... 15-0-2-0

Road Win Streak vs. Toronto..... 6-0-0-0
 Road Losing Streak vs. Toronto..... 0-7-0-0
 Road Point Streak vs. Toronto..... 10-0-3-0

VANCOUVER CANUCKS



Rogers Arena
800 Griffiths Way
Vancouver, British Columbia V6B 6G1
(604) 899-4600
www.canucks.com

HOCKEY OPERATIONS:

General Manager.....Jim Benning
 Assistant General Manager.....John Weisbrod
 Assistant General Manager & Chief Legal Officer.....Chris Gear
 Senior Advisor to the General Manager.....Stan Smyl

COACHING STAFF:

Head Coach.....Travis Green
 Assistant Coaches.....Newell Brown, Nolan Baumgartner, Jason King
 Goaltending Coach.....Ian Clark

COMMUNICATIONS STAFF:

Vice President of Communications &
 Fan & Community Engagement.....Chris Brumwell
 Director of Media Relations & Team Operations.....Ben Brown
 Coordinator of Media Relations.....Alfred DeVera

KEY STATS:

51st NHL season (began play in 1970)
 Arena: Rogers Arena [capacity 18,865]
 Stanley Cups: 0
 2019-20 Regular Season: 36-27-6 (78 pts, 3rd in Pacific/7th in West)
 2020 Playoffs: Lost in Round Two to Vegas in seven games

LAST BOSTON-VANCOUVER TRADE:

January 17, 2004: Boston acquired Jiri Slegr from Vancouver for future considerations.

2020-2021 SERIES SCHEDULE:

At Boston: Will Not Play - Division Play Only
At Vancouver:

LIFETIME RECORD vs. VANCOUVER:

At Home:								
GP	W	L	T	OTL	GF	GA	PTS	
62	43	11	7	1	249	152	94	
On the Road:								
GP	W	L	T	OTL	GF	GA	PTS	
61	31	21	8	1	234	203	71	
Overall:								
GP	W	L	T	OTL	GF	GA	PTS	
123	74	32	15	2	483	355	165	

ENTERING 2020-2021:

Current Streak, Home.....1-0-0
 Current Streak, Road.....0-2-1
 Current Streak, Overall.....0-1-0

Lifetime Shutouts For.....7 (4 Home; 3 Road)
 Lifetime Shutouts Against.....1 (1 Home; 0 Road)

Lifetime Overtime Record, Home.....2-2-5
 Lifetime Overtime Record, Road.....2-3-3
 Lifetime Overtime Record, Overall.....4-5-8

Lifetime Shootout Record, Home.....0-1
 Lifetime Shootout Record, Road.....0-0
 Lifetime Shootout Record, Overall.....0-1

THE LAST TIME vs. VANCOUVER:

Boston Home Win.....February 4, 2020 (4-0)
 Boston Road Win.....March 13, 2017 (6-3)

Vancouver Home Win.....February 22, 2020 (9-3)
 Vancouver Road Win.....November 8, 2018 (8-5)

Boston Series Sweep.....2016-17 (2-0-0)
 Vancouver Series Sweep.....2018-19 (2-0-0)

Boston Home Shutout.....February 4, 2020 (4-0, Tuukka Rask)
 Boston Road Shutout.....December 5, 2015 (4-0, Tuukka Rask)
 Vancouver Home Shutout.....None
 Vancouver Road Shutout.....January 15, 1996 (6-0, Corey Hirsch)

Boston Home Overtime Win.....November 15, 2003
 [2-1; Brian Rolston, 4:15]
 Boston Road Overtime Win.....February 12, 2002
 [2-1; Glen Murray, 2:03]
 Vancouver Home Overtime Win.....October 20, 2018
 [2-1; Bo Horvat, 3:12]
 Vancouver Road Overtime Win.....February 6, 2010
 [3-2; Pavol Demitra, Shootout]

THE LONGEST BOSTON:

Win Streak vs. Vancouver.....8-0-0-0
 Losing Streak vs. Vancouver.....0-2-0-1 (2x)
 Point Streak vs. Vancouver.....13-0-6-0

Home Win Streak vs. Vancouver.....10-0-0-0
 Home Losing Streak vs. Vancouver.....0-2-0-0 (3x)
 Home Point Streak vs. Vancouver.....14-0-2-0

Road Win Streak vs. Vancouver.....7-0-0-0
 Road Losing Streak vs. Vancouver.....0-2-0-1 (2x)
 Road Point Streak vs. Vancouver.....5-0-4-0

VEGAS GOLDEN KNIGHTS



T-Mobile Arena
3780 South Las Vegas Boulevard
Las Vegas, Nevada 89158
(702) 790-2663
www.vegasgoldenknights.com

HOCKEY OPERATIONS:

President of Hockey Operations.....George McPhee
 General Manager.....Kelly McCrimmon

COACHING STAFF:

Head Coach.....Peter DeBoer
 Assistant Coaches.....Steve Spott, Ryan McGill, Ryan Craig
 Goaltending Coach.....Mike Rosati

COMMUNICATIONS STAFF:

Vice President of Communications & Content.....Eric Tosi
 Director of Communications.....Sage Sammons
 Senior Manager of Communications & Content.....Alyssa Girardi
 Coordinator of Communications & Content.....Garrett Calloway

KEY STATS:

Fourth NHL season (began play in 2017)
 Arena: T Mobile Arena (capacity 17,500)
 Stanley Cups: 0
 2019-20 Regular Season: 39-24-8 (86 pts; 1st in Pacific/3rd in West)
 2020 Playoffs: Lost in Conference Final to Dallas in five games

LAST BOSTON-VEGAS TRADE:

None

2020-2021 SERIES SCHEDULE:

At Boston:

Will Not Play - Division Play Only

At Las Vegas:

LIFETIME RECORD vs. VEGAS:

At Home:

GP	W	L	T	OTL	GF	GA	PTS
3	3	0	-	0	9	4	6

On the Road:

GP	W	L	T	OTL	GF	GA	PTS
3	2	1	-	0	8	8	4

Overall:

GP	W	L	T	OTL	GF	GA	PTS
6	5	1	-	0	17	12	10

ENTERING 2020-2021:

Current Streak, Home.....3-0-0
 Current Streak, Road.....2-0-0
 Current Streak, Overall.....5-0-0

Lifetime Shutouts For.....None
 Lifetime Shutouts Against.....None

Lifetime Overtime Record, Home.....None
 Lifetime Overtime Record, Road.....1-0-0
 Lifetime Overtime Record, Overall.....1-0-0

Lifetime Shootout Record, Home.....None
 Lifetime Shootout Record, Road.....1-0-0
 Lifetime Shootout Record, Overall.....1-0-0

THE LAST TIME vs. VEGAS:

Boston Home Win.....January 21, 2020 (3-2)
 Boston Road Win.....October 8, 2019 (4-3)

Vegas Home Win.....October 15, 2017 (3-1)
 Vegas Road Win.....None

Boston Series Sweep.....2019-20 (2-0-0)
 Vegas Series Sweep.....None

Boston Home Shutout.....None
 Boston Road Shutout.....None
 Vegas Home Shutout.....None
 Vegas Road Shutout.....None

Boston Home Overtime Win.....None
 Boston Road Overtime Win.....February 20, 2019
 (3-2, David Backes, Shootout)

Vegas Home Overtime Win.....None
 Vegas Road Overtime Win.....None

THE LONGEST BOSTON:

Win Streak vs. Vegas.....5-0-0
 Losing Streak vs. Vegas.....0-1-0
 Point Streak vs. Vegas.....5-0-0

Home Win Streak vs. Vegas.....3-0-0
 Home Losing Streak vs. Vegas.....None
 Home Point Streak vs. Vegas.....3-0-0

Road Win Streak vs. Vegas.....2-0-0
 Road Losing Streak vs. Vegas.....0-1-0
 Road Point Streak vs. Vegas.....2-0-0

WASHINGTON CAPITALS



Kettler Capitals Iceplex
627 N. Glebe Road, Suite 850
Arlington, Virginia 22203
(202) 266-2200
www.washingtoncaps.com

HOCKEY OPERATIONS:

Senior Vice President & General Manager Brian MacLellan
 Assistant General Manager Ross Mahoney
 Assistant General Manager & Director of Legal Affairs Don Fishman

COACHING STAFF:

Head Coach Peter Laviolette
 Assistant Coaches Blaine Forsythe, Scott Arniel, Kevin McCarthy
 Goaltending Coach Scott Murray

COMMUNICATIONS STAFF:

Vice President of Communications Sergey Kocharov
 Manager of Media Relations & Content Tommy Chalk
 Manager of Communications & Publicity Megan Eichenberg
 Assistant Manager of Media Relations Chase Pyke

KEY STATS:

47th NHL season (began play in 1974)
 Arena: Capital One Arena (capacity 18,506)
 Stanley Cups: 1 (2018)
 2019-20 Regular Season: 41-20-8 (90 pts, 1st in Metropolitan/3rd in East)
 2020 Playoffs: Lost in Round One to New York Islanders in five games

LAST BOSTON-WASHINGTON TRADE:

May 26, 2012: Boston acquired Chris Bourque from Washington for Zach Hamill.

2020-2021 SERIES SCHEDULE:

At Boston:	At Washington:
March 3	January 30
March 5	February 1
April 18	April 8
April 20	April 11

LIFETIME RECORD vs. WASHINGTON:

At Home:							
GP	W	L	T	OTL	GF	GA	PTS
82	43	25	9	5	273	220	100
On the Road:							
GP	W	L	T	OTL	GF	GA	PTS
81	35	27	12	7	250	240	89
Overall:							
GP	W	L	T	OTL	GF	GA	PTS
163	78	52	21	12	523	460	189

ENTERING 2020-2021:

Current Streak, Home 1-0-1
 Current Streak, Road 0-1-0
 Current Streak, Overall 1-0-0

Lifetime Shutouts For 9 (5 Home; 4 Road)
 Lifetime Shutouts Against 9 (5 Home; 4 Road)

Lifetime Overtime Record, Home 7-6-7
 Lifetime Overtime Record, Road 4-6-7
 Lifetime Overtime Record, Overall 11-12-14

Lifetime Shootout Record, Home 1-2
 Lifetime Shootout Record, Road 3-2
 Lifetime Shootout Record, Overall 4-4

THE LAST TIME vs. WASHINGTON:

Boston Home Win December 23, 2019 (7-3)
 Boston Road Win February 3, 2019 (1-0)

Washington Home Win December 11, 2019 (3-2)
 Washington Road Win November 16, 2019 (3-2/ Shootout)

Boston Series Sweep 2006-07 (4-0-0)
 Washington Series Sweep 2017-18 (3-0-0)

Boston Home Shutout March 6, 2014 (3-0, Tuukka Rask)
 Boston Road Shutout February 3, 2019 (1-0, Tuukka Rask)
 Washington Home Shutout October 3, 2018 (7-0, Braden Holtby)
 Washington Road Shutout October 11, 2014 (4-0, Braden Holtby)

Boston Home Overtime Win January 27, 2009
 (3-2; David Krejci, 1:55)

Boston Road Overtime Win April 11, 2010
 (4-3; David Krejci, Shootout)

Washington Home Overtime Win December 28, 2017
 (4-3; Alex Ovechkin, Shootout)

Washington Road Overtime Win November 16, 2019
 (3-2; Jakub Vrana, Shootout)

THE LONGEST BOSTON:

Win Streak vs. Washington 6-0-0-0
 Losing Streak vs. Washington 0-11-0-3
 Point Streak vs. Washington 21-0-5-0

Home Win Streak vs. Washington 6-0-0-0 (2x)
 Home Losing Streak vs. Washington 0-6-0-1
 Home Point Streak vs. Washington 13-0-2-0

Road Win Streak vs. Washington 5-0-0-0
 Road Losing Streak vs. Washington 0-5-0-2
 Road Point Streak vs. Washington 9-0-4-0

WINNIPEG JETS



Bell MTS Place
345 Graham Avenue
Winnipeg, Manitoba R3C 5S6
(204) 987-7825
www.winnipegjets.com

HOCKEY OPERATIONS:

Executive Vice President & General Manager..... Kevin Cheveldayoff
 Senior Vice President, Director of Hockey Operations &
 Assistant General Manager..... Craig Heisinger
 Vice President & Assistant General Manager..... Larry Simmons

COACHING STAFF:

Head Coach..... Paul Maurice
 Associate Coach..... Jamie Kompon
 Assistant Coaches..... Charlie Huddy, Wade Flaherty, Dave Lowry

COMMUNICATIONS STAFF:

Vice President of Communications & Content..... Rob Wozny
 Senior Director of Hockey Communications..... Scott Brown
 Manager of Hockey Communications..... Gregor Buer
 Coordinator of Hockey Communications..... Scott Unger

KEY STATS:

22nd NHL season (began play in Atlanta in 1999; moved to Winnipeg in 2011)
 Arena: Bell MTS Place (capacity 15,294)
 Stanley Cups: 0
 2019-20 Regular Season: 37-28-6 (80 pts, 5th in Central/9th in West)
 2020 Playoffs: Lost in Qualifying Round to Calgary in four games

LAST BOSTON-WINNIPEG TRADE:

March 1, 2017: Boston acquired Drew Stafford from Winnipeg for 2018 fifth round draft pick (Declan Chisholm).

2020-2021 SERIES SCHEDULE:

At Boston:

Will Not Play - Division Play Only

At Winnipeg:

LIFETIME RECORD vs. WINNIPEG:

At Home:

GP	W	L	T	OTL	GF	GA	PTS
32	22	5	2	3	114	892	49

On the Road:

GP	W	L	T	OTL	GF	GA	PTS
33	16	13	0	4	93	93	36

Overall:

GP	W	L	T	OTL	GF	GA	PTS
65	38	18	2	7	207	177	93

ENTERING 2020-2021:

Current Streak, Home.....3-0-1
 Current Streak, Road.....1-0-0
 Current Streak, Overall.....2-0-0

Lifetime Shutouts For.....4 (1 Home; 3 Road)
 Lifetime Shutouts Against.....1 (0 Home; 1 Road)

Lifetime Overtime Record, Home.....6-3-2
 Lifetime Overtime Record, Road.....1-4-0
 Lifetime Overtime Record, Overall.....7-7-2

Lifetime Shootout Record, Home.....3-2
 Lifetime Shootout Record, Road.....1-3
 Lifetime Shootout Record, Overall.....4-5

THE LAST TIME vs. WINNIPEG:

Boston Home Win.....January 9, 2020 (5-4)
 Boston Road Win.....January 31, 2020 (2-1)

Winnipeg Home Win.....March 14, 2019 (4-3)
 Winnipeg Road Win.....January 29, 2019 (4-3/SO)

Boston Series Sweep.....2019-20 (2-0-0)
 Winnipeg Series Sweep.....2018-19 (2-0-0)

Boston Home Shutout.....December 30, 2009 (4-0, Tuukka Rask)
 Boston Road Shutout.....March 23, 2010 (4-0, Tuukka Rask)
 Winnipeg Home Shutout.....December 29, 2007 (5-0, Kari Lehtonen)
 Winnipeg Road Shutout.....None

Boston Home Overtime Win.....December 21, 2017
 (2-1; Charlie McAvoy, Shootout)

Boston Road Overtime Win.....November 19, 2009
 (4-3, Patrice Bergeron, Shootout)

Winnipeg Home Overtime Win.....March 27, 2018
 (5-4; Patrik Laine, Shootout)

Winnipeg Road Overtime Win.....January 29, 2019
 (4-3; Kyle Connor, Shootout)

THE LONGEST BOSTON:

Win Streak vs. Winnipeg.....10-0-0-0
 Losing Streak vs. Winnipeg.....0-5-0-1
 Point Streak vs. Winnipeg.....10-0-0-0

Home Win Streak vs. Winnipeg.....13-0-0-0
 Home Losing Streak vs. Winnipeg.....0-2-0-1
 Home Point Streak vs. Winnipeg.....13-0-0-0

Road Win Streak vs. Winnipeg.....4-0-0-0
 Road Losing Streak vs. Winnipeg.....0-3-0-1
 Road Point Streak vs. Winnipeg.....4-0-0-0

YEAR-BY-YEAR SEASON SERIES BY TEAM

KEY:	Overall								Home								Road							
	GP	W	L	T	O	PTS	GF	GA	GP	W	L	T	O	PTS	GF	GA	GP	W	L	T	O	PTS	GF	GA
BOSTON vs. ANAHEIM																								
1993-94	2	1	0	1	-	3	6	4	1	1	0	0	-	2	5	3	1	0	0	1	-	1	1	1
1994-95	-	-	-	-	-	-	-	-	-	-	-	-	-	-	-	-	-	-	-	-	-	-	-	-
1995-96	2	1	1	0	-	2	10	6	1	1	0	0	-	2	7	2	1	0	1	0	-	0	3	4
1996-97	2	1	1	0	-	2	7	6	1	0	1	0	-	0	2	5	1	1	0	0	-	2	5	1
1997-98	2	1	1	0	-	2	3	3	1	0	1	0	-	0	0	3	1	1	0	0	-	2	3	0
1998-99	2	1	1	0	-	2	2	4	1	1	0	0	-	2	2	1	1	0	1	0	-	0	0	3
1999-00	2	1	1	0	0	2	5	6	1	0	1	0	0	0	2	4	1	1	0	0	0	2	3	2
2000-01	1	1	0	0	0	2	3	2	-	-	-	-	-	-	-	-	1	1	0	0	0	2	3	2
2001-02	2	1	0	1	0	3	6	4	1	1	0	0	0	2	4	2	1	0	0	1	0	1	2	2
2002-03	1	0	1	0	0	0	1	4	1	0	1	0	0	0	1	4	-	-	-	-	-	-	-	-
2003-04	1	1	0	0	0	2	4	3	-	-	-	-	-	-	-	-	1	1	0	0	0	2	4	3
2004-05	-	-	-	-	-	-	-	-	-	-	-	-	-	-	-	-	-	-	-	-	-	-	-	-
2005-06	1	1	0	-	0	2	4	3	1	1	0	-	0	2	4	3	-	-	-	-	-	-	-	-
2006-07	-	-	-	-	-	-	-	-	-	-	-	-	-	-	-	-	-	-	-	-	-	-	-	-
2007-08	1	0	1	-	0	0	1	2	-	-	-	-	-	-	-	-	1	0	1	-	0	0	1	2
2008-09	1	1	0	-	0	2	6	0	1	1	0	-	0	2	6	0	-	-	-	-	-	-	-	-
2009-10	2	0	2	-	0	0	4	10	1	0	1	-	0	0	1	6	1	0	1	-	0	0	3	4
2010-11	1	0	1	-	0	0	0	3	1	0	1	-	0	0	0	3	-	-	-	-	-	-	-	-
2011-12	1	1	0	-	0	2	3	2	-	-	-	-	-	-	-	-	1	1	0	-	0	2	3	2
2012-13	-	-	-	-	-	-	-	-	-	-	-	-	-	-	-	-	-	-	-	-	-	-	-	-
2013-14	2	1	1	-	0	2	4	7	1	1	0	-	0	2	3	2	1	0	1	-	0	0	2	5
2014-15	2	0	1	-	1	1	4	6	1	0	0	-	1	1	2	3	1	0	1	-	0	0	2	3
2015-16	2	0	2	-	0	0	2	10	1	0	1	-	0	0	2	6	1	0	1	-	0	0	0	4
2016-17	2	0	2	-	0	0	6	9	1	0	1	-	0	0	3	4	1	0	1	-	0	0	3	5
2017-18	2	0	2	-	0	0	3	7	1	0	1	-	0	0	1	3	1	0	1	-	0	0	2	4
2018-19	2	2	0	-	0	4	6	1	1	1	0	-	0	2	3	1	1	1	0	-	0	2	3	0
2019-20	1	1	0	-	0	2	4	2	1	1	0	-	0	2	4	2	-	-	-	-	-	-	-	-
BOSTON vs. ARIZONA*																								
1979-80	4	3	1	0	-	6	11	5	2	2	0	0	-	4	7	1	2	1	1	0	-	2	4	4
1980-81	4	2	0	2	-	6	23	19	2	1	0	1	-	3	12	11	2	1	0	1	-	3	11	8
1981-82	3	3	0	0	-	6	23	15	2	2	0	0	-	4	15	10	1	1	0	0	-	2	8	5
1982-83	3	0	2	1	-	1	11	14	1	0	0	1	-	1	2	2	2	0	2	0	-	0	9	12
1983-84	3	2	1	0	-	4	11	9	2	2	0	0	-	4	9	4	1	0	1	0	-	0	2	5
1984-85	3	1	2	0	-	2	10	10	1	0	1	0	-	0	3	4	2	1	1	0	-	2	7	6
1985-86	3	3	0	0	-	6	17	10	2	2	0	0	-	4	15	9	1	1	0	0	-	2	2	1
1986-87	3	2	1	0	-	4	10	10	1	1	0	0	-	2	6	3	2	1	1	0	-	2	4	7
1987-88	3	3	0	0	-	6	13	9	2	2	0	0	-	4	9	6	1	1	0	0	-	2	4	3
1988-89	3	2	1	0	-	4	12	8	1	0	1	0	-	0	3	4	2	2	0	0	-	4	9	4
1989-90	3	1	1	1	-	3	9	8	2	1	0	1	-	3	7	5	1	0	1	0	-	0	2	3
1990-91	3	2	1	0	-	4	9	10	1	1	0	0	-	2	5	2	2	1	1	0	-	2	4	8
1991-92	3	1	1	1	-	3	10	9	1	0	1	0	-	0	1	3	2	1	0	1	-	3	9	6
1992-93	2	1	1	0	-	2	10	7	1	1	0	0	-	2	6	2	1	0	1	0	-	0	4	5
1993-94	2	2	0	0	-	4	12	10	1	1	0	0	-	2	5	4	1	1	0	0	-	2	7	6
1994-95	-	-	-	-	-	-	-	-	-	-	-	-	-	-	-	-	-	-	-	-	-	-	-	-
1995-96	2	2	0	0	-	4	10	7	1	1	0	0	-	2	5	4	1	1	0	0	-	2	5	3
1996-97	2	0	2	0	-	0	6	10	1	0	1	0	-	0	2	5	1	0	1	0	-	0	4	5
1997-98	2	2	0	0	-	4	8	4	1	1	0	0	-	2	5	2	1	1	0	0	-	2	3	2
1998-99	2	1	1	0	-	2	4	5	1	1	0	0	-	2	3	2	1	0	1	0	-	0	1	3
1999-00	2	1	1	0	0	2	3	2	1	1	0	0	0	2	2	0	1	0	1	0	0	0	1	2
2000-01	1	1	0	0	0	2	7	4	1	1	0	0	0	2	7	4	-	-	-	-	-	-	-	-
2001-02	2	1	0	1	0	3	5	3	1	1	0	0	0	2	4	2	1	0	0	1	0	1	1	1
2002-03	1	0	1	0	0	0	1	2	-	-	-	-	-	-	-	-	1	0	1	0	0	0	1	2
2003-04	1	0	0	1	0	1	3	3	1	0	0	1	0	1	3	3	-	-	-	-	-	-	-	-
2004-05	-	-	-	-	-	-	-	-	-	-	-	-	-	-	-	-	-	-	-	-	-	-	-	-
2005-06	1	0	0	-	1	1	1	2	1	0	0	-	1	1	1	2	-	-	-	-	-	-	-	-
2006-07	-	-	-	-	-	-	-	-	-	-	-	-	-	-	-	-	-	-	-	-	-	-	-	-
2007-08	1	1	0	-	0	2	3	1	-	-	-	-	-	-	-	-	1	1	0	-	0	2	3	1
2008-09	1	0	1	-	0	0	1	2	1	0	1	-	0	0	1	2	-	-	-	-	-	-	-	-
2009-10	1	0	1	-	0	0	1	4	-	-	-	-	-	-	-	-	1	0	1	-	0	0	1	4
2010-11	2	1	1	-	0	2	5	5	1	0	1	-	0	0	2	5	1	1	0	-	0	2	3	0
2011-12	1	1	0	-	0	2	2	1	-	-	-	-	-	-	-	-	1	1	0	-	0	2	2	1
2012-13	-	-	-	-	-	-	-	-	-	-	-	-	-	-	-	-	-	-	-	-	-	-	-	-
2013-14	2	2	0	-	0	4	6	3	1	1	0	-	0	2	2	1	1	1	0	-	0	2	4	2
2014-15	2	2	0	-	0	4	9	3	1	1	0	-	0	2	4	1	1	1	0	-	0	2	5	2
2015-16	2	2	0	-	0	4	11	3	1	1	0	-	0	2	6	0	1	1	0	-	0	2	5	3
2016-17	2	2	0	-	0	4	6	2	1	1	0	-	0	2	4	1	1	1	0	-	0	2	2	1
2017-18	2	2	0	-	0	4	12	3	1	1	0	-	0	2	6	1	1	1	0	-	0	2	6	2

YEAR-BY-YEAR SEASON SERIES BY TEAM

KEY:	Overall								Home								Road							
	GP	W	L	T	O	PTS	GF	GA	GP	W	L	T	O	PTS	GF	GA	GP	W	L	T	O	PTS	GF	GA
1980-81	4	2	1	1	-	5	15	12	2	2	0	0	-	4	11	5	2	0	1	1	-	1	4	7
1981-82	8	5	2	1	-	11	36	27	4	4	0	0	-	8	22	10	4	1	2	1	-	3	14	17
1982-83	8	5	3	0	-	10	32	19	4	3	1	0	-	6	17	6	4	2	2	0	-	4	15	13
1983-84	8	4	4	0	-	8	25	27	4	2	2	0	-	4	15	15	4	2	2	0	-	4	10	12
1984-85	8	3	4	1	-	7	22	27	4	2	2	0	-	4	11	11	4	1	2	1	-	3	11	16
1985-86	8	3	3	2	-	8	33	32	4	2	1	1	-	5	15	12	4	1	2	1	-	3	18	20
1986-87	8	3	4	1	-	7	31	32	4	3	1	0	-	6	18	12	4	0	3	1	-	1	13	20
1987-88	8	4	3	1	-	9	31	18	4	2	1	1	-	5	20	8	4	2	2	0	-	4	11	10
1988-89	8	0	5	3	-	3	26	33	4	0	2	2	-	2	16	19	4	0	3	1	-	1	10	14
1989-90	8	4	3	1	-	9	26	27	4	1	2	1	-	3	13	17	4	3	1	0	-	6	13	10
1990-91	8	3	3	2	-	8	28	29	4	2	2	0	-	4	15	15	4	1	1	2	-	4	13	14
1991-92	8	3	3	2	-	8	26	32	4	3	0	1	-	7	17	11	4	0	3	1	-	1	9	21
1992-93	7	4	3	0	-	8	19	19	3	2	1	0	-	4	10	7	4	2	2	0	-	4	9	12
1993-94	5	1	3	1	-	3	11	19	2	0	1	1	-	1	6	8	3	1	2	0	-	2	5	11
1994-95	4	3	0	1	-	7	13	8	2	1	0	1	-	3	5	2	2	2	0	0	-	4	8	6
1995-96	6	5	1	0	-	10	25	18	3	3	0	0	-	6	15	9	3	2	1	0	-	4	10	9
1996-97	5	0	5	0	-	0	5	22	3	0	3	0	-	0	3	12	2	0	2	0	-	0	2	10
1997-98	6	2	2	2	-	6	11	15	3	1	1	1	-	3	3	7	3	1	1	1	-	3	8	8
1998-99	5	1	4	0	-	2	7	14	2	1	1	0	-	2	3	5	3	0	3	0	-	0	4	9
1999-00	5	2	1	1	1	6	7	8	3	2	0	1	0	5	4	0	2	0	1	0	1	1	3	8
2000-01	5	3	2	0	0	6	10	12	2	0	2	0	0	0	1	6	3	3	0	0	0	6	9	6
2001-02	5	3	1	1	0	7	14	10	3	2	0	1	0	5	9	5	2	1	1	0	0	2	5	5
2002-03	5	3	2	0	0	6	20	17	2	2	0	0	0	4	12	6	3	1	2	0	0	2	8	11
2003-04	6	5	1	0	0	10	19	12	3	2	1	0	0	4	9	8	3	3	0	0	0	6	10	4
2004-05	-	-	-	-	-	-	-	-	-	-	-	-	-	-	-	-	-	-	-	-	-	-	-	-
2005-06	8	1	7	-	0	2	20	31	4	1	3	-	0	2	12	14	4	0	4	-	0	0	8	17
2006-07	8	2	5	-	1	5	20	36	4	1	2	-	1	3	10	16	4	1	3	-	0	2	10	20
2007-08	8	4	2	-	2	10	16	18	4	2	2	-	0	4	8	11	4	2	0	-	2	6	8	7
2008-09	6	2	3	-	1	5	17	20	3	2	1	-	0	4	12	9	3	0	2	-	1	1	5	11
2009-10	6	4	2	-	0	8	15	11	3	2	1	-	0	4	9	6	3	2	1	-	0	4	6	5
2010-11	6	2	2	-	2	6	21	21	3	1	1	-	1	3	8	10	3	1	1	-	1	3	13	11
2011-12	6	4	1	-	1	9	18	17	3	3	0	-	0	6	13	6	3	1	1	-	1	3	5	11
2012-13	5	2	2	-	1	5	13	15	2	0	1	-	1	1	6	10	3	2	1	-	0	4	7	5
2013-14	5	3	1	-	1	7	19	13	2	2	0	-	0	4	8	2	3	1	1	-	1	3	11	11
2014-15	4	3	0	-	1	7	13	6	2	1	0	-	1	3	5	5	2	2	0	-	0	4	7	2
2015-16	4	3	1	-	0	6	12	10	2	1	1	-	0	2	5	7	2	2	0	-	0	4	7	3
2016-17	4	4	0	-	0	8	13	4	2	2	0	-	0	4	7	1	2	2	0	-	0	4	6	3
2017-18	4	1	2	-	1	3	10	13	2	0	1	-	1	1	6	9	2	1	1	-	0	2	4	4
2018-19	4	3	1	-	0	6	11	7	2	1	1	-	0	2	4	5	2	2	0	-	0	4	7	2
2019-20	3	3	0	-	0	6	9	4	2	2	0	-	0	4	6	4	1	1	0	-	0	2	3	0
BOSTON vs. CALGARY*																								
1972-73	5	5	0	0	-	10	20	5	2	2	0	0	-	4	10	2	3	3	0	0	-	6	10	3
1973-74	5	2	3	0	-	4	16	16	3	2	1	0	-	4	12	8	2	0	2	0	-	0	4	8
1974-75	5	4	0	1	-	9	21	13	3	3	0	0	-	6	14	8	2	1	0	1	-	3	7	5
1975-76	5	3	2	0	-	6	15	19	2	1	1	0	-	2	6	5	3	2	1	0	-	4	9	14
1976-77	4	2	2	0	-	4	10	11	2	2	0	0	-	4	6	2	2	0	2	0	-	0	4	9
1977-78	4	2	1	1	-	5	15	14	2	1	0	1	-	3	6	5	2	1	1	0	-	2	9	9
1978-79	4	3	1	0	-	6	18	12	2	2	0	0	-	4	7	3	2	1	1	0	-	2	11	9
1979-80	4	4	0	0	-	8	21	11	2	2	0	0	-	4	11	6	2	2	0	0	-	2	10	5
1980-81	4	1	3	0	-	2	8	15	2	1	1	0	-	2	5	6	2	0	2	0	-	0	3	9
1981-82	3	1	1	1	-	3	10	11	1	0	0	1	-	1	3	3	2	1	1	0	-	2	7	8
1982-83	3	2	0	1	-	5	7	4	2	1	0	1	-	3	4	3	1	1	0	0	-	2	3	1
1983-84	3	2	0	1	-	5	13	10	1	1	0	0	-	2	3	2	2	1	0	1	-	3	10	8
1984-85	3	0	3	0	-	0	8	17	2	0	2	0	-	0	6	9	1	0	1	0	-	0	2	8
1985-86	3	2	1	0	-	4	13	12	1	1	0	0	-	2	3	2	2	1	1	0	-	2	10	10
1986-87	3	2	1	0	-	4	14	8	2	1	1	0	-	2	8	8	1	1	0	0	-	2	6	0
1987-88	3	2	1	0	-	4	17	15	1	0	1	0	-	0	5	7	2	2	0	0	-	4	12	8
1988-89	3	1	2	0	-	2	7	12	2	0	2	0	-	0	3	9	1	1	0	0	-	2	4	3
1989-90	3	1	1	1	-	3	9	10	1	0	0	1	-	1	2	2	2	1	1	0	-	2	7	8
1990-91	3	1	2	0	-	2	7	14	2	1	1	0	-	2	6	6	1	0	1	0	-	0	1	8
1991-92	3	1	1	1	-	3	11	11	2	1	0	1	-	3										

YEAR-BY-YEAR SEASON SERIES BY TEAM

KEY:	Overall							
	GP	W	L	T	O	PTS	GF	GA
2015-16	2	1	0	-	1	3	6	6
2016-17	2	1	1	-	0	2	6	4
2017-18	2	2	0	-	0	4	7	3
2018-19	2	1	1	-	0	2	8	9
2019-20	2	1	1	-	0	2	6	8

* - Franchise in Atlanta, 1972-73-1979-80;
Franchise in Calgary, 1980-81-present

BOSTON vs. CAROLINA*

1979-80	4	2	1	1	-	5	14	16
1980-81	4	1	1	2	-	4	15	14
1981-82	8	4	2	2	-	10	35	21
1982-83	8	6	2	0	-	12	39	26
1983-84	8	5	2	1	-	11	31	21
1984-85	8	4	4	0	-	8	34	28
1985-86	8	4	3	1	-	9	26	29
1986-87	8	2	6	0	-	4	27	38
1987-88	8	4	3	1	-	9	28	21
1988-89	8	5	3	0	-	10	32	21
1989-90	8	4	3	1	-	9	27	22
1990-91	8	5	2	1	-	11	32	17
1991-92	8	6	1	1	-	13	31	27
1992-93	7	6	1	0	-	12	31	21
1993-94	5	3	1	1	-	7	15	11
1994-95	4	3	1	0	-	6	13	9
1995-96	6	5	1	0	-	10	20	11
1996-97	6	1	4	1	-	3	18	28
1997-98	5	2	3	0	-	4	9	12
1998-99	5	2	2	1	-	5	9	8
1999-00	4	2	2	0	0	4	11	14
2000-01	4	1	3	0	0	2	11	13
2001-02	4	2	2	0	0	4	11	13
2002-03	4	2	1	1	0	5	10	8
2003-04	4	1	2	1	0	3	7	9
2004-05	-	-	-	-	-	-	-	-
2005-06	4	1	1	-	2	4	13	14
2006-07	4	1	3	-	0	2	9	18
2007-08	4	1	3	-	0	2	7	10
2008-09	4	4	0	-	0	8	18	6
2009-10	4	3	1	-	0	6	17	11
2010-11	4	3	1	-	0	6	13	7
2011-12	4	0	4	-	0	0	5	14
2012-13	3	2	1	-	0	4	13	9
2013-14	3	3	0	-	0	6	12	4
2014-15	3	2	0	-	1	5	5	4
2015-16	3	1	0	-	2	4	7	6
2016-17	3	1	0	-	2	4	7	8
2017-18	3	3	0	-	0	6	17	8
2018-19	3	2	1	-	0	4	10	10
2019-20	1	1	0	-	0	2	2	0

* - Franchise in Hartford, 1979-80-1996-97;
Franchise in Carolina, 1997-98-present

BOSTON vs. CHICAGO

1926-27	6	3	2	1	-	7	14	15
1927-28	6	4	0	2	-	10	11	4
1928-29	6	4	1	1	-	9	22	5
1929-30	6	3	3	0	-	6	17	13
1930-31	6	2	4	0	-	4	12	13
1931-32	8	2	4	2	-	6	13	13
1932-33	6	3	2	1	-	7	11	10
1933-34	6	3	2	1	-	7	8	6
1934-35	6	1	4	1	-	3	7	20
1935-36	8	3	4	1	-	7	16	13
1936-37	8	5	2	1	-	11	23	14
1937-38	8	6	2	0	-	12	29	13
1938-39	8	8	0	0	-	16	32	7
1939-40	8	6	1	1	-	13	29	11
1940-41	8	4	2	2	-	10	25	22
1941-42	8	3	3	2	-	8	26	21
1942-43	10	3	4	3	-	9	41	41
1943-44	10	5	5	0	-	10	40	44
1944-45	10	7	3	0	-	14	41	32
1945-46	10	4	6	0	-	8	34	41
1946-47	12	6	5	1	-	13	51	41
1947-48	12	3	7	2	-	8	32	49
1948-49	12	6	5	1	-	13	41	36
1949-50	14	5	7	2	-	12	58	66
1950-51	14	9	4	1	-	19	62	48
1951-52	14	9	3	2	-	20	48	29
1952-53	14	4	5	5	-	13	34	31
1953-54	14	11	1	2	-	24	49	31
1954-55	14	7	4	3	-	17	41	43
1955-56	14	3	8	3	-	9	24	46
1956-57	14	8	5	1	-	17	45	37

GP	W	L	Home			PTS	GF	GA
			T	O				
1	1	0	-	0		2	2	1
1	0	1	-	0		0	1	2
1	1	0	-	0		2	5	2
1	1	0	-	0		2	6	4
1	0	1	-	0		0	2	5

GP	W	L	Road			PTS	GF	GA
			T	O				
1	0	0	-	1		1	4	5
1	1	0	-	0		2	5	2
1	1	0	-	0		2	2	1
1	0	1	-	0		0	2	5
1	1	0	-	0		2	4	3

2	1	0	1	-	3	6	5
2	1	0	1	-	3	8	6
4	3	0	1	-	7	20	7
4	3	1	0	-	6	24	13
4	3	0	1	-	7	15	9
4	3	1	0	-	6	17	10
4	3	1	0	-	6	13	9
4	2	2	0	-	4	21	18
4	3	1	0	-	6	17	9
4	2	2	0	-	4	11	11
4	2	2	0	-	4	10	8
4	3	1	0	-	6	21	9
4	4	0	0	-	8	18	12
4	4	0	0	-	8	16	12
3	1	1	1	-	3	9	8
2	2	0	0	-	4	6	4
3	3	0	0	-	6	11	4
3	0	2	1	-	1	9	13
3	1	2	0	-	2	5	7
2	0	1	1	-	1	0	2
2	0	2	0	0	0	4	10
2	1	1	0	0	2	5	4
2	0	2	0	0	0	2	8
2	1	1	0	0	2	5	5
2	0	2	0	0	0	1	4
-	-	-	-	-	-	-	-
2	1	0	-	1	3	7	6
2	0	2	-	0	0	3	10
2	0	2	-	0	0	2	4
2	2	0	-	0	4	9	3
2	2	0	-	0	4	11	4
2	1	1	-	0	2	7	3
2	0	2	-	0	0	1	7
1	1	0	-	0	2	6	2
2	2	0	-	0	4	8	3
1	1	0	-	0	2	2	1
2	0	0	-	2	2	3	5
1	1	0	-	0	2	2	1
2	2	0	-	0	4	11	4
1	1	0	-	0	2	4	3
1	1	0	-	0	2	2	0

2	1	1	0	-	2	8	11
2	0	1	1	-	1	7	8
4	1	2	1	-	3	15	14
4	3	1	0	-	6	15	13
4	2	2	0	-	4	16	12
4	1	3	0	-	2	17	18
4	1	2	1	-	3	13	20
4	0	4	0	-	0	6	20
4	1	2	1	-	3	11	12
4	3	1	0	-	6	21	10
4	2	1	1	-	5	17	14
4	2	1	1	-	5	11	8
4	2	1	1	-	5	13	15
3	2	1	0	-	4	15	9
2	2	0	0	-	4	6	3
2	1	1	0	-	2	7	5
3	2	1	0	-	4	9	7
3	1	2	0	-	2	9	15
2	1	1	0	-	2	4	5
3	2	1	0	-	4	9	6
2	2	0	0	0	4	7	4
2	0	2	0	0	0	6	9
2	2	0	0	0	4	9	5
2	1	0	1	0	3	5	3
2	1	0	1	0	3	6	5
-	-	-	-	-	-	-	-
2	0	1	-	1	1	6	8
2	1	1	-	0	2	6	8
2	1	1	-	0	2	5	6
2	2	0	-	0	4	9	3
2	1	1	-	0	2	6	7
2	2	0	-	0	4	6	4
2	0	2	-	0	0	4	7
2	1	1	-	0	2	7	7
1	1	0	-	0	2	4	1
2	0	0	-	2	2	5	7
1	1	0	-	0	2	6	4
2	1	1	-	0	2	6	7
-	-	-	-	-	-	-	-

YEAR-BY-YEAR SEASON SERIES BY TEAM

KEY:	Overall								Home								Road							
	GP	W	L	T	O	PTS	GF	GA	GP	W	L	T	O	PTS	GF	GA	GP	W	L	T	O	PTS	GF	GA
1957-58	14	7	3	4	-	18	40	31	7	4	1	2	-	10	26	21	7	3	2	2	-	8	14	10
1958-59	14	6	7	1	-	13	46	46	7	4	3	0	-	8	21	20	7	2	4	1	-	5	24	26
1959-60	14	5	6	3	-	13	40	46	7	3	3	1	-	7	25	25	7	2	3	2	-	6	15	21
1960-61	14	4	6	4	-	12	40	46	7	4	1	2	-	10	24	14	7	0	5	2	-	2	16	32
1961-62	14	2	10	2	-	6	32	65	7	1	5	1	-	3	18	31	7	1	5	1	-	3	14	34
1962-63	14	2	10	2	-	6	34	56	7	1	5	1	-	3	14	30	7	1	5	1	-	3	20	26
1963-64	14	3	9	2	-	8	33	49	7	2	4	1	-	5	17	23	7	1	5	1	-	3	16	26
1964-65	14	6	8	0	-	12	35	57	7	4	3	0	-	8	18	20	7	2	5	0	-	4	17	37
1965-66	14	4	8	2	-	10	33	59	7	4	2	1	-	9	20	26	7	0	6	1	-	1	13	33
1966-67	14	2	11	1	-	5	28	59	7	0	7	0	-	0	13	36	7	2	4	1	-	5	15	23
1967-68	10	5	3	2	-	12	47	27	5	3	0	2	-	8	29	10	5	2	3	0	-	4	18	17
1968-69	8	5	2	1	-	11	44	33	4	3	0	1	-	7	27	16	4	2	2	0	-	4	17	17
1969-70	8	3	3	2	-	8	21	19	4	3	1	0	-	6	12	3	4	0	2	2	-	2	9	16
1970-71	6	2	3	1	-	5	19	17	3	2	0	1	-	5	12	7	3	0	3	0	-	0	7	10
1971-72	6	4	1	1	-	9	20	13	3	2	0	1	-	5	11	8	3	2	1	0	-	4	9	5
1972-73	5	2	3	0	-	4	17	16	3	1	2	0	-	2	9	10	2	1	1	0	-	2	8	6
1973-74	5	0	2	3	-	3	13	18	2	0	1	1	-	1	3	4	3	0	1	2	-	2	10	14
1974-75	4	2	2	0	-	4	14	15	2	2	0	0	-	4	11	3	2	0	2	0	-	0	3	12
1975-76	4	3	0	1	-	7	17	10	2	2	0	0	-	4	9	5	2	1	0	1	-	3	8	5
1976-77	4	4	0	0	-	8	22	12	2	2	0	0	-	4	13	7	2	2	0	0	-	4	9	5
1977-78	4	3	1	0	-	6	13	4	2	2	0	0	-	4	8	0	2	1	1	0	-	2	5	4
1978-79	5	3	1	1	-	7	23	14	2	2	0	0	-	4	10	3	3	1	1	1	-	3	13	11
1979-80	4	2	2	0	-	4	13	10	2	1	1	0	-	2	6	4	2	1	1	0	-	2	7	6
1980-81	4	3	1	0	-	6	18	8	2	2	0	0	-	4	12	3	2	1	1	0	-	2	6	5
1981-82	3	1	2	0	-	2	12	14	1	0	1	0	-	0	3	4	2	1	1	0	-	2	9	10
1982-83	3	3	0	0	-	6	14	6	2	2	0	0	-	4	10	5	1	1	0	0	-	2	4	1
1983-84	3	1	2	0	-	2	8	11	1	0	1	0	-	0	2	5	2	1	1	0	-	2	6	6
1984-85	3	0	3	0	-	0	9	12	2	0	2	0	-	0	6	8	1	0	1	0	-	0	3	4
1985-86	3	1	2	0	-	2	12	13	1	1	0	0	-	2	5	4	2	0	2	0	-	0	7	9
1986-87	3	1	1	1	-	3	14	16	2	0	1	1	-	1	6	10	1	1	0	0	-	2	8	6
1987-88	3	3	0	0	-	6	16	8	1	1	0	0	-	2	7	3	2	2	0	0	-	4	9	5
1988-89	3	3	0	0	-	6	24	8	2	2	0	0	-	4	14	5	1	1	0	0	-	2	10	3
1989-90	3	3	0	0	-	6	14	7	1	1	0	0	-	2	4	3	2	2	0	0	-	4	10	4
1990-91	3	2	1	0	-	4	11	11	2	2	0	0	-	4	10	7	1	0	1	0	-	0	1	4
1991-92	3	1	2	0	-	2	7	9	1	0	1	0	-	0	1	2	2	1	1	0	-	2	6	7
1992-93	2	0	2	0	-	0	5	9	1	0	1	0	-	0	2	3	1	0	1	0	-	0	3	6
1993-94	2	1	1	0	-	2	8	5	1	0	1	0	-	0	4	5	1	1	0	0	-	2	4	0
1994-95	-	-	-	-	-	-	-	-	-	-	-	-	-	-	-	-	-	-	-	-	-	-	-	-
1995-96	2	0	2	0	-	0	2	8	1	0	1	0	-	0	2	5	1	0	1	0	-	0	0	3
1996-97	2	0	1	1	-	1	6	8	1	0	0	1	-	1	3	3	1	0	1	0	-	0	3	5
1997-98	2	0	2	0	-	0	1	3	1	0	1	0	-	0	1	2	1	0	1	0	-	0	0	1
1998-99	2	1	0	1	-	3	9	6	1	0	0	1	-	1	3	3	1	1	0	0	-	2	6	3
1999-00	2	0	1	0	1	1	7	14	1	0	1	0	-	0	3	9	1	0	0	0	1	1	4	5
2000-01	1	1	0	0	0	2	5	4	1	1	0	0	0	2	5	4	-	-	-	-	-	-	-	-
2001-02	2	1	0	1	0	3	5	4	1	1	0	0	0	2	2	1	1	0	0	1	0	1	3	3
2002-03	2	0	2	0	0	0	6	11	1	0	1	0	0	0	1	3	1	0	1	0	0	0	5	8
2003-04	1	0	0	0	1	1	1	2	-	-	-	-	-	-	-	-	1	0	0	0	1	1	1	2
2004-05	-	-	-	-	-	-	-	-	-	-	-	-	-	-	-	-	-	-	-	-	-	-	-	-
2005-06	-	-	-	-	-	-	-	-	-	-	-	-	-	-	-	-	-	-	-	-	-	-	-	-
2006-07	1	1	0	-	0	2	5	3	-	-	-	-	-	-	-	-	1	1	0	-	0	2	5	3
2007-08	1	1	0	-	0	2	3	1	1	1	0	-	0	2	3	1	-	-	-	-	-	-	-	-
2008-09	2	2	0	-	0	4	7	4	1	1	0	-	0	2	5	3	1	1	0	-	0	2	2	1
2009-10	2	0	1	-	1	1	6	10	1	0	1	-	0	0	2	5	1	0	0	-	1	1	4	5
2010-11	1	1	0	-	0	2	3	0	1	1	0	-	0	2	3	0	-	-	-	-	-	-	-	-
2011-12	1	1	0	-	0	2	3	2	-	-	-	-	-	-	-	-	1	1	0	-	0	2	3	2
2012-13	-	-	-	-	-	-	-	-	-	-	-	-	-	-	-	-	-	-	-	-	-	-	-	-
2013-14	2	1	0	-	1	3	5	2	1	1	0	-	0	2	3	0	1	0	0	-	1	1	2	3
2014-15	2	1	1	-	0	2	8	5	1	0	1	-	0	0	2	3	1	1	0	-	0	2	6	2
2015-16	2	1	1	-	0	2	8	8	1	1	0	-	0	2	4	2	1	0	1	-	0	0	4	6
2016-17	2	1	1	-	0	2	3	3	1	0	1	-	0	0	0	1	1	1	0	-	0	2	3	2
2017-18	2	1	1	-	0	2	8	7	1	1	0	-	0	2</										

YEAR-BY-YEAR SEASON SERIES BY TEAM

KEY:	Overall								Home								Road							
	GP	W	L	T	O	PTS	GF	GA	GP	W	L	T	O	PTS	GF	GA	GP	W	L	T	O	PTS	GF	GA
1999-00	1	0	0	1	0	1	3	3	1	0	0	1	0	1	3	3	-	-	-	-	-	-	-	-
2000-01	2	0	2	0	0	0	4	12	1	0	1	0	0	0	2	4	1	0	1	0	0	0	2	8
2001-02	1	0	1	0	0	0	2	5	-	-	-	-	-	-	-	-	1	0	1	0	0	0	2	5
2002-03	2	1	0	0	1	3	4	4	1	0	0	0	1	1	2	3	1	1	0	0	0	2	2	1
2003-04	1	1	0	0	0	2	4	1	-	-	-	-	-	-	-	-	1	1	0	0	0	2	4	1
2004-05	-	-	-	-	-	-	-	-	-	-	-	-	-	-	-	-	-	-	-	-	-	-	-	-
2005-06	1	0	1	-	0	0	1	4	-	-	-	-	-	-	-	-	1	0	1	-	0	0	1	4
2006-07	1	0	1	-	0	0	0	2	1	0	1	-	0	0	0	2	-	-	-	-	-	-	-	-
2007-08	-	-	-	-	-	-	-	-	-	-	-	-	-	-	-	-	-	-	-	-	-	-	-	-
2008-09	1	1	0	-	0	2	5	4	-	-	-	-	-	-	-	-	1	1	0	-	0	2	5	4
2009-10	1	0	1	-	0	0	3	4	1	0	1	-	0	0	3	4	-	-	-	-	-	-	-	-
2010-11	1	1	0	-	0	2	6	2	-	-	-	-	-	-	-	-	1	1	0	-	0	2	6	2
2011-12	1	0	1	-	0	0	0	1	1	0	1	-	0	0	0	1	-	-	-	-	-	-	-	-
2012-13	-	-	-	-	-	-	-	-	-	-	-	-	-	-	-	-	-	-	-	-	-	-	-	-
2013-14	2	1	1	-	0	2	2	2	1	0	1	-	0	0	0	2	1	1	0	-	0	2	2	0
2014-15	2	0	1	-	1	1	3	5	1	0	1	-	0	0	1	2	1	0	0	-	1	1	2	3
2015-16	2	1	1	-	0	2	8	5	1	0	1	-	0	0	2	3	1	1	0	-	0	2	6	2
2016-17	2	1	1	-	0	2	4	4	1	0	1	-	0	0	2	4	1	1	0	-	0	2	2	0
2017-18	2	0	2	-	0	0	3	10	1	0	1	-	0	0	0	4	1	0	1	-	0	0	3	6
2018-19	2	1	1	-	0	2	5	7	1	1	0	-	0	2	2	1	1	0	1	-	0	0	3	6
2019-20	2	0	2	-	0	0	3	8	1	0	1	-	0	0	1	4	1	0	1	-	0	0	2	4
* – Franchise in Quebec, 1979-80–1994-95; Franchise in Colorado, 1995-96–present																								
BOSTON vs. COLUMBUS																								
2000-01	1	0	0	0	1	1	2	3	-	-	-	-	-	-	-	-	1	0	0	0	1	1	2	3
2001-02	2	1	1	0	0	2	9	5	1	0	1	0	0	0	1	5	1	1	0	0	0	2	8	0
2002-03	1	1	0	0	0	2	7	2	1	1	0	0	0	2	7	2	-	-	-	-	-	-	-	-
2003-04	1	1	0	0	0	2	4	0	-	-	-	-	-	-	-	-	1	1	0	0	0	2	4	0
2004-05	-	-	-	-	-	-	-	-	-	-	-	-	-	-	-	-	-	-	-	-	-	-	-	-
2005-06	-	-	-	-	-	-	-	-	-	-	-	-	-	-	-	-	-	-	-	-	-	-	-	-
2006-07	1	0	0	-	1	1	4	5	-	-	-	-	-	-	-	-	1	0	0	-	1	1	4	5
2007-08	1	1	0	-	0	2	2	0	1	1	0	-	0	2	2	0	-	-	-	-	-	-	-	-
2008-09	1	0	1	-	0	0	0	2	-	-	-	-	-	-	-	-	1	0	1	-	0	0	0	2
2009-10	1	0	1	-	0	0	2	3	1	0	1	-	0	0	2	3	-	-	-	-	-	-	-	-
2010-11	1	1	0	-	0	2	3	2	-	-	-	-	-	-	-	-	1	1	0	-	0	2	3	2
2011-12	2	2	0	-	0	4	7	4	1	1	0	-	0	2	2	1	1	1	0	-	0	2	5	3
2012-13	-	-	-	-	-	-	-	-	-	-	-	-	-	-	-	-	-	-	-	-	-	-	-	-
2013-14	3	3	0	-	0	6	9	4	2	2	0	-	0	4	6	3	1	1	0	-	0	2	3	1
2014-15	3	1	2	-	0	2	7	12	1	0	1	-	0	0	1	3	2	1	1	-	0	2	6	9
2015-16	3	2	1	-	0	4	9	9	2	1	1	-	0	2	7	8	1	1	0	-	0	2	2	1
2016-17	3	2	1	-	0	4	14	9	1	1	0	-	0	2	5	2	2	1	1	-	0	2	9	7
2017-18	3	1	0	-	2	4	14	11	2	1	0	-	1	3	11	7	1	0	0	-	1	1	3	4
2018-19	3	2	1	-	0	4	12	10	1	1	0	-	0	2	2	1	2	1	1	-	0	2	10	9
2019-20	2	0	1	-	1	1	1	5	1	0	0	-	1	1	1	2	1	0	1	-	0	0	0	3
BOSTON vs. DALLAS*																								
1967-68	4	2	2	0	-	4	21	13	2	2	0	0	-	4	14	3	2	0	2	0	-	0	7	10
1968-69	6	4	0	2	-	10	22	11	3	3	0	0	-	6	13	4	3	1	0	2	-	4	9	7
1969-70	6	4	1	1	-	9	24	16	3	2	0	1	-	5	13	7	3	2	1	0	-	4	11	9
1970-71	6	5	0	1	-	11	36	12	3	2	0	1	-	5	16	6	3	3	0	0	-	6	20	6
1971-72	6	5	0	1	-	11	31	16	6	3	0	0	-	6	18	6	3	2	0	1	-	5	13	10
1972-73	5	3	1	1	-	7	13	11	2	1	0	1	-	3	6	4	3	2	1	0	-	4	7	7
1973-74	5	3	0	2	-	8	21	10	3	2	0	1	-	5	11	5	2	1	0	1	-	3	10	5
1974-75	4	3	0	1	-	7	24	6	2	2	0	0	-	4	13	3	2	1	0	1	-	3	11	3
1975-76	4	3	0	1	-	7	19	5	2	1	0	1	-	3	8	2	2	2	0	0	-	3	11	3
1976-77	4	1	2	1	-	3	11	10	2	1	0	1	-	3	9	5	2	0	2	0	-	0	2	5
1977-78	4	3	1	0	-	6	14	8	2	2	0	0	-	4	11	4	2	1	1	0	-	2	3	4
1978-79	8	5	0	3	-	13	36	22	4	3	0	1	-	7	22	12	4	2	0	2	-	6	14	10
1979-80	4	2	2	0	-	4	12	11	2	2	0	0	-	4	7	2	2	0	2	0	-	0	5	9
1980-81	4	2	1	1	-	5	14	10	2	2	0	0	-	4	9	4	2	0	1	1	-	1	5	6
1981-82	3	1	2	0	-	2	10	12	2	0	2	0	-	0	6	10	1	1	0	0	-	2	4	2
1982-83	3	3	0	0	-	6	15	8	1	1	0	0	-	2	4	3	2	2	0	0	-	4	11	5
1983-84	3	1	2	0	-	2	12	11	2	0	2	0	-	0	4	10	1	1	0	0	-	2	8	1
1984-85	3	3	0	0	-	6	12	8	1	1	0	0	-	2	4	3	2	2	0	0	-	4	8	5
1985-86	3	3	0	0	-	6	12	6	2	2	0	0	-	4	7	3	1	1	0	0	-	2	5	3
1986-87	3	3	0	0	-	6	12	5	1	1	0	0	-	2	6	2	2	2	0	0	-	4	6	3
1987-88	3	3	0	0	-	6	20	10	2	2	0	0	-	4	13	5	1	1	0	0	-	2	7	5
1988-89	3	0	2	1	-	1	6	13	1	0	1	0	-	0	1	4	2	0	1	1	-	1	5	9
1989-90	3	2	1	0	-	4	13	11	2	1	1	0	-	2	10	9	1	1	0	0	-	2	3	2
1990-91	3	1	0	2	-	4	13	9	1	1	0	0	-	2	6	2	2	0	0	2	-	2	7	7</

YEAR-BY-YEAR SEASON SERIES BY TEAM

KEY:	Overall								Home								Road							
	GP	W	L	T	O	PTS	GF	GA	GP	W	L	T	O	PTS	GF	GA	GP	W	L	T	O	PTS	GF	GA
2005-06	1	0	0	-	1	1	1	2	1	0	0	-	1	1	1	2	-	-	-	-	-	-	-	-
2006-07	-	-	-	-	-	-	-	-	-	-	-	-	-	-	-	-	-	-	-	-	-	-	-	-
2007-08	1	0	1	-	0	0	1	4	-	-	-	-	-	-	-	-	1	0	1	-	0	0	1	4
2008-09	1	1	0	-	0	2	5	1	1	1	0	-	0	2	5	1	-	-	-	-	-	-	-	-
2009-10	1	1	0	-	0	2	3	0	-	-	-	-	-	-	-	-	1	1	0	-	0	2	3	0
2010-11	1	1	0	-	0	2	6	3	1	1	0	-	0	2	6	3	-	-	-	-	-	-	-	-
2011-12	1	0	1	-	0	0	2	4	-	-	-	-	-	-	-	-	1	0	1	-	0	0	2	4
2012-13	-	-	-	-	-	-	-	-	-	-	-	-	-	-	-	-	-	-	-	-	-	-	-	-
2013-14	2	1	0	-	1	3	6	4	1	0	0	-	1	1	2	3	1	1	0	-	0	2	4	2
2014-15	2	1	1	-	0	2	6	6	1	0	1	-	0	0	3	5	1	1	0	-	0	2	3	1
2015-16	2	1	1	-	0	2	10	8	1	0	1	-	0	0	3	5	1	1	0	-	0	2	7	3
2016-17	2	2	0	-	0	4	8	3	1	1	0	-	0	2	2	0	1	1	0	-	0	2	6	3
2017-18	2	1	0	-	1	3	5	5	1	0	0	-	1	1	2	3	1	1	0	-	0	2	3	2
2018-19	2	1	0	-	1	3	2	2	1	2	1	-	0	2	2	1	1	0	0	-	1	1	0	1
2019-20	2	2	0	-	0	4	6	4	1	1	0	-	0	2	4	3	1	1	0	-	0	2	2	1

* - Franchise in Minnesota, 1967-68-1992-93;
Franchise in Dallas, 1993-94-present

BOSTON vs. DETROIT

1926-27	6	5	1	0	-	10	19	8	3	3	0	0	-	6	12	4	3	2	1	0	-	4	7	4
1927-28	6	4	2	0	-	8	18	15	3	3	0	0	-	6	12	4	3	1	2	0	-	2	6	11
1928-29	6	4	1	1	-	9	13	7	3	3	0	0	-	6	7	3	3	1	1	1	-	3	6	4
1929-30	6	6	0	0	-	12	24	12	3	3	0	0	-	6	10	4	3	3	0	0	-	6	14	8
1930-31	6	4	1	1	-	9	22	14	3	3	0	0	-	6	14	6	3	1	1	1	-	3	8	8
1931-32	8	3	1	4	-	10	11	6	4	3	1	0	-	6	9	4	4	0	0	4	-	4	2	2
1932-33	6	2	3	1	-	5	15	9	3	2	0	1	-	5	12	2	3	0	3	0	-	0	3	7
1933-34	6	1	4	1	-	3	12	15	3	0	3	0	-	0	4	11	3	1	1	1	-	3	8	4
1934-35	6	5	0	1	-	11	17	10	3	3	0	0	-	6	9	5	3	2	0	1	-	5	8	5
1935-36	8	5	3	0	-	10	18	11	4	3	1	0	-	6	8	3	4	2	2	0	-	4	10	8
1936-37	8	1	7	0	-	2	18	28	4	1	3	0	-	2	12	10	4	0	4	0	-	0	6	18
1937-38	8	5	2	1	-	11	29	15	4	3	1	0	-	6	16	6	4	2	1	1	-	5	13	9
1938-39	8	7	1	0	-	14	25	8	4	4	0	0	-	8	13	3	4	3	1	0	-	6	12	5
1939-40	8	5	3	0	-	10	32	19	4	4	0	0	-	8	23	7	4	1	3	0	-	2	9	12
1940-41	8	3	0	5	-	11	23	14	4	2	0	2	-	6	13	6	4	1	0	3	-	5	10	8
1941-42	8	4	2	2	-	10	25	16	4	3	0	1	-	7	15	5	4	1	2	1	-	3	10	11
1942-43	10	4	4	2	-	10	22	25	5	3	1	1	-	7	16	12	5	1	3	1	-	3	6	13
1943-44	10	1	7	2	-	4	42	58	5	1	3	1	-	3	19	26	5	0	4	1	-	1	23	32
1944-45	10	0	9	1	-	1	32	58	5	0	4	1	-	1	14	22	5	0	5	0	-	0	18	36
1945-46	10	4	3	3	-	11	26	24	5	3	0	2	-	8	15	6	5	1	3	1	-	3	11	18
1946-47	12	6	3	3	-	15	35	29	6	5	0	1	-	11	25	11	6	1	3	2	-	4	10	18
1947-48	12	4	6	2	-	10	29	29	6	1	3	2	-	4	15	17	6	3	3	0	-	6	14	12
1948-49	12	5	4	3	-	13	37	41	6	2	2	2	-	6	16	15	6	3	2	1	-	7	21	26
1949-50	14	3	8	3	-	9	36	50	7	2	5	0	-	4	21	30	7	1	3	3	-	5	15	20
1950-51	14	2	8	4	-	8	25	37	7	2	3	2	-	6	16	15	7	0	5	2	-	2	9	22
1951-52	14	3	8	3	-	9	23	35	7	2	3	2	-	6	14	16	7	1	5	1	-	3	9	19
1952-53	14	2	10	2	-	6	19	62	7	2	4	1	-	5	13	27	7	0	6	1	-	1	6	35
1953-54	14	3	8	3	-	9	29	42	7	2	3	2	-	6	18	18	7	1	5	1	-	3	11	24
1954-55	14	3	7	4	-	10	37	45	7	3	3	1	-	7	27	22	7	0	4	3	-	3	10	23
1955-56	14	3	8	3	-	9	25	35	7	3	3	1	-	7	12	13	7	0	5	2	-	2	13	22
1956-57	14	7	4	3	-	17	36	33	7	3	2	2	-	8	20	18	7	4	2	1	-	9	16	15
1957-58	14	8	5	1	-	17	48	37	7	6	1	0	-	12	32	14	7	2	4	1	-	5	16	23
1958-59	14	8	5	1	-	17	39	34	7	6	1	0	-	12	21	11	7	2	4	1	-	5	18	23
1959-60	14	5	8	1	-	11	43	46	7	4	2	1	-	9	23	19	7	1	6	0	-	2	20	27
1960-61	14	4	8	2	-	10	37	54	7	3	3	1	-	7	21	23	7	1	5	1	-	3	16	31
1961-62	14	4	8	2	-	10	30	47	7	3	2	2	-	8	19	18	7	1	6	0	-	2	11	29
1962-63	14	2	7	5	-	9	45	54	7	1	3	3	-	5	22	25	7	1	4	2	-	4	23	29
1963-64	14	3	10	1	-	7	24	38	7	3	3	1	-	7	17	17	7	0	7	0	-	0	7	21
1964-65	14	3	10	1	-	7	29	56	7	2	4	1	-	5	17	22	7	1	6	0	-	2	12	34
1965-66	14	2	11	1	-	5	35	64	7	1	6	0	-	2	19	31	7	1	5	1	-	3	16	33
1966-67	14	6	6	2	-	14	53	51	7	5	1	1	-	11	39	22	7	1	5	1	-	3	14	29
1967-68	10	5	3	2	-	12	43	41	5	3	1	1	-	7	26	24	5	2	2	1	-	5	17	17
1968-69	8	3	2	3	-	9	28	26	4	3	0	1	-	7	14	7	4	0	2	2	-	2	14	19
1969-70	8	1	2	5	-	7	24	27	4	1	0	3	-	5	15	13	4	0	2	2	-	2	9	14
1970-71	6	5	1	0	-	10	36	18	3	3	0	0	-	6	20	8	3	2	1	0	-	4	16	10
1971-72	6	5	1	0	-	10	26	18	3	3	0	0	-	6	16	7	3	2	1	0	-	4	10	11
1972-73	5	3	2	0	-	6	26	16	3	2	1	0	-	4	18	8	2	1	1	0	-	2	8	8
1973-74	6	4	1	1	-	9	37	14	3	3	0	0	-	6	22	2	3	1	1	1	-	3	15	12
1974-75	5	4	1	0	-	8	31	21	3	2	1	0	-	4	18	14	2	2	0	0	-	4	13	7
1975-76	5	3	0	2	-	8	25	9	2	2	0	0	-	4	14	3	3	1	0	2	-	4	11	6
1976-77	5	4	1	0	-	8	27	14	3	2	1	0	-	4	15	10	2	2	0	0	-	4	12	4
1977-78	5	4	0	1	-	9	27	10	2	2	0	0	-	4	13	5	3	2	0	1	-	5	14</	

YEAR-BY-YEAR SEASON SERIES BY TEAM

KEY:	Overall								Home								Road							
	GP	W	L	T	O	PTS	GF	GA	GP	W	L	T	O	PTS	GF	GA	GP	W	L	T	O	PTS	GF	GA
1992-93	2	0	2	0	-	0	5	13	1	0	1	0	-	0	4	7	1	0	1	0	-	0	1	6
1993-94	2	0	2	0	-	0	3	9	1	0	1	0	-	0	2	3	1	0	1	0	-	0	1	6
1994-95	-	-	-	-	-	-	-	-	-	-	-	-	-	-	-	-	-	-	-	-	-	-	-	-
1995-96	2	0	2	0	-	0	7	10	1	0	1	0	-	0	5	6	1	0	1	0	-	0	2	4
1996-97	2	0	2	0	-	0	2	6	1	0	1	0	-	0	1	2	1	0	1	0	-	0	1	4
1997-98	2	1	1	0	-	2	8	7	1	0	1	0	-	0	2	4	1	1	0	0	-	2	6	3
1998-99	2	1	1	0	-	2	7	6	1	1	0	0	-	2	4	1	1	0	1	0	-	0	3	5
1999-00	1	0	1	0	0	0	4	5	1	0	1	0	0	0	4	5	-	-	-	-	-	-	-	-
2000-01	2	1	0	0	1	3	6	6	1	0	0	0	1	1	1	2	1	1	0	0	0	2	5	4
2001-02	1	1	0	0	0	2	2	1	1	1	0	0	0	2	2	1	-	-	-	-	-	-	-	-
2002-03	1	0	0	0	1	1	1	2	-	-	-	-	-	-	-	-	1	0	0	0	1	1	1	2
2003-04	2	2	0	0	0	4	5	1	1	1	0	0	0	2	2	1	1	1	0	0	0	2	3	0
2004-05	-	-	-	-	-	-	-	-	-	-	-	-	-	-	-	-	-	-	-	-	-	-	-	-
2005-06	-	-	-	-	-	-	-	-	-	-	-	-	-	-	-	-	-	-	-	-	-	-	-	-
2006-07	1	1	0	-	0	2	6	3	-	-	-	-	-	-	-	-	1	1	0	-	0	2	6	3
2007-08	1	0	1	-	0	0	1	3	1	0	1	-	0	0	1	3	-	-	-	-	-	-	-	-
2008-09	1	1	0	-	0	2	4	1	1	1	0	-	0	2	4	1	-	-	-	-	-	-	-	-
2009-10	1	0	1	-	0	0	0	2	-	-	-	-	-	-	-	-	1	0	1	-	0	0	0	2
2010-11	2	0	2	-	0	0	3	10	1	0	1	-	0	0	1	6	1	0	1	-	0	0	2	4
2011-12	1	0	0	-	1	1	2	3	1	0	0	-	1	1	2	3	-	-	-	-	-	-	-	-
2012-13	-	-	-	-	-	-	-	-	-	-	-	-	-	-	-	-	-	-	-	-	-	-	-	-
2013-14	4	1	3	-	0	2	9	13	2	1	1	-	0	2	6	4	2	0	2	-	0	0	3	9
2014-15	5	4	1	-	0	8	17	11	2	2	0	-	0	4	10	5	3	2	1	-	0	4	7	6
2015-16	4	3	1	-	0	6	16	11	2	2	0	-	0	4	8	3	2	1	1	-	0	2	8	8
2016-17	4	3	0	-	1	7	16	10	2	2	0	-	0	4	10	4	2	1	0	-	1	3	6	6
2017-18	4	4	0	-	0	8	15	10	2	2	0	-	0	4	9	6	2	2	0	-	0	4	6	4
2018-19	4	1	2	-	1	3	15	15	2	1	1	-	0	2	10	6	2	0	1	-	1	1	5	9
2019-20	3	1	2	-	0	2	7	8	1	1	0	-	0	2	4	1	2	0	2	-	0	0	3	7
BOSTON vs. EDMONTON																								
1979-80	4	4	0	0	-	8	17	6	2	2	0	0	-	4	11	3	2	2	0	0	-	4	6	3
1980-81	4	3	1	0	-	6	23	13	2	2	0	0	-	4	13	5	2	1	1	0	-	2	10	8
1981-82	3	1	0	2	-	4	11	8	1	1	0	0	-	2	5	2	2	0	0	2	-	2	6	6
1982-83	3	2	0	1	-	5	16	11	2	1	0	1	-	3	11	8	1	1	0	0	-	2	5	3
1983-84	3	1	2	0	-	2	6	8	1	1	0	0	-	2	4	1	2	0	2	0	-	0	2	7
1984-85	3	1	2	0	-	2	10	14	2	1	1	0	-	2	8	7	1	0	1	0	-	0	2	7
1985-86	3	1	2	0	-	2	11	13	1	0	1	0	-	0	3	5	2	1	1	0	-	2	8	8
1986-87	3	2	1	0	-	4	10	10	2	2	0	0	-	4	8	4	1	0	1	0	-	0	2	6
1987-88	3	1	1	1	-	3	12	10	1	0	0	1	-	1	2	2	2	1	1	0	-	2	10	8
1988-89	3	3	0	0	-	6	13	7	2	2	0	0	-	4	9	5	1	1	0	0	-	2	4	2
1989-90	3	2	0	1	-	5	12	5	1	1	0	0	-	2	6	2	2	1	0	1	-	3	6	3
1990-91	3	2	1	0	-	4	11	15	2	2	0	0	-	4	10	7	1	0	1	0	-	0	1	8
1991-92	3	2	1	0	-	4	14	10	2	1	1	0	-	2	9	7	1	1	0	0	-	2	5	3
1992-93	2	1	1	0	-	2	9	7	1	0	1	0	-	0	3	4	1	1	0	0	-	2	6	3
1993-94	2	2	0	0	-	4	8	2	1	1	0	0	-	2	5	1	1	1	0	0	-	2	3	1
1994-95	-	-	-	-	-	-	-	-	-	-	-	-	-	-	-	-	-	-	-	-	-	-	-	-
1995-96	2	1	1	0	-	2	10	8	1	0	1	0	-	0	3	4	1	1	0	0	-	2	7	4
1996-97	2	0	2	0	-	0	3	10	1	0	1	0	-	0	0	6	1	0	1	0	-	0	3	4
1997-98	2	2	0	0	-	4	5	2	1	1	0	0	-	2	3	1	1	1	0	0	-	2	2	1
1998-99	1	1	0	0	-	2	2	0	-	-	-	-	-	-	-	-	1	1	0	0	-	2	2	0
1999-00	2	0	1	1	0	1	4	6	1	0	0	1	0	1	2	2	1	0	1	0	0	0	2	4
2000-01	1	0	1	0	0	0	1	6	-	-	-	-	-	-	-	-	1	0	1	0	0	0	1	6
2001-02	1	1	0	0	0	2	1	0	1	1	0	0	0	2	1	0	-	-	-	-	-	-	-	-
2002-03	2	2	0	0	0	4	10	4	1	1	0	0	0	2	6	1	1	1	0	0	0	2	4	3
2003-04	1	1	0	0	0	2	4	3	1	1	0	0	0	2	4	3	-	-	-	-	-	-	-	-
2004-05	-	-	-	-	-	-	-	-	-	-	-	-	-	-	-	-	-	-	-	-	-	-	-	-
2005-06	1	1	0	-	0	2	5	4	-	-	-	-	-	-	-	-	1	1	0	-	0	2	5	4
2006-07	1	1	0	-	0	2	3	0	1	1	0	-	0	2	3	0	-	-	-	-	-	-	-	-
2007-08	-	-	-	-	-	-	-	-	-	-	-	-	-	-	-	-	-	-	-	-	-	-	-	-
2008-09	1	1	0	-	0	2	1	0	-	-	-	-	-	-	-	-	1	1	0	-	0	2	1	0
2009-10	1	1	0	-	0	2	2	0	1	1	0	-	0	2	2	0	-	-	-	-	-	-	-	-
2010-11	1	1	0	-	0	2	3	2	-	-	-	-	-	-	-	-	1	1	0	-	0	2	3	2
2011-12	1	1	0	-	0	2	6	3	1	1	0	-	0	2	6	3	-	-	-	-	-	-	-	-
2012-13	-	-	-	-	-	-	-	-	-	-	-	-	-	-	-	-	-	-	-	-	-	-	-	-
2013-14	2	2	0	-	0	4	8	2	1	1	0	-	0	2	4	0	1	1	0	-	0	2	4	2
2014-15	2	1	0	-	1	3	8	6	1	1	0	-	0	2	5	2	1	0	0	-	1	1	3	4
2015-16	2	0	0	-	2	2	4	6	1	0	0	-	1	1	2	3	1	0	0	-	1	1	2	3
2016-17	2	0	2	-	0	0	7	11	1	0	1	-	0	0	3	4	1	0	1	-	0	0	4	7
2017-18	2	1	1	-	0	2	5	6	1	0	1	-	0	0	2	4	1	1	0	-	0	2	3	2
2018-19	2	1	0	-	1	3	6	4	1	1	0	-	0	2	4	1	1	0	0	-	1	1	2	3
2019-20	2	1	1	-	0	2	3	5	1	0	1	-	0	0	1	4	1	1	0	-	0	2	2	1
BOSTON vs. FLORIDA																								
1993-94	4	2	1	1	-	5	7	8	2	1	0	1	-	3	5	4	2	1	1	0	-	2	2	4
1994-95	3	1	2	0	-	2	6	8	2	0	2	0	-	0	1	4	1	1	0	0	-	2	5	4
1995-96	4	2	1	1	-	5	13	10	2	1	0	1	-	3	8	6	2	1	1	0	-	2	5	4
1996-97	4	2	2	0	-	4	9	10	2	1	1	0	-	2	5	6	2	1	1	0	-	2	4	4
1997-98	4	1	3	0	-	2	17	20	2	0	2	0	-	0	6	8	2	1	1	0	-	2	11	12

YEAR-BY-YEAR SEASON SERIES BY TEAM

KEY:	Overall								Home								Road							
	GP	W	L	T	O	PTS	GF	GA	GP	W	L	T	O	PTS	GF	GA	GP	W	L	T	O	PTS	GF	GA
2005-06	4	2	1	-	1	5	16	13	2	1	0	-	1	3	7	5	2	1	1	-	0	2	9	8
2006-07	4	0	4	-	0	0	10	24	2	0	2	-	0	0	5	9	2	0	2	-	0	0	5	15
2007-08	4	2	1	-	1	5	11	14	2	0	1	-	1	1	3	7	2	2	0	-	0	4	8	7
2008-09	4	3	1	-	0	6	14	5	2	2	0	-	0	4	10	3	2	1	1	-	0	2	4	2
2009-10	4	2	1	-	1	5	5	5	2	0	1	-	1	1	0	2	2	2	0	-	0	4	5	3
2010-11	4	4	0	-	0	8	11	4	2	2	0	-	0	4	6	1	2	2	0	-	0	4	5	3
2011-12	4	2	2	-	0	4	13	10	2	1	1	-	0	2	8	2	2	1	1	-	0	2	5	8
2012-13	3	3	0	-	0	6	11	2	2	2	0	-	0	4	7	1	1	1	0	-	0	2	4	1
2013-14	5	5	0	-	0	10	22	8	3	3	0	-	0	6	14	4	2	2	0	-	0	4	8	4
2014-15	4	2	1	-	1	5	8	9	2	2	0	-	0	4	5	3	2	0	1	-	1	1	3	6
2015-16	4	3	1	-	0	6	12	10	2	1	1	-	0	2	4	5	2	2	0	-	0	4	8	5
2016-17	5	5	0	-	0	10	18	7	2	2	0	-	0	4	9	5	3	3	0	-	0	6	9	2
2017-18	4	1	3	-	0	2	9	11	2	1	1	-	0	2	7	5	2	0	2	-	0	0	2	6
2018-19	4	2	2	-	0	4	12	15	2	1	1	-	0	2	5	7	2	1	1	-	0	2	7	8
2019-20	3	2	0	-	1	5	10	8	1	0	0	-	1	1	4	5	2	2	0	-	0	4	6	3
BOSTON vs. LOS ANGELES																								
1967-68	4	3	1	0	-	6	14	10	2	1	1	0	-	2	3	3	2	2	0	0	-	4	11	7
1968-69	6	5	1	0	-	10	29	16	3	3	0	0	-	6	17	7	3	2	1	0	-	4	12	9
1969-70	6	5	0	1	-	11	34	17	3	3	0	0	-	6	20	8	3	2	0	1	-	5	14	9
1970-71	6	5	1	0	-	10	41	24	3	3	0	0	-	6	22	12	3	2	1	0	-	4	19	12
1971-72	6	4	1	1	-	9	30	15	3	1	1	1	-	3	12	5	3	3	0	0	-	6	18	10
1972-73	5	3	2	0	-	6	19	19	3	2	1	0	-	4	10	9	2	1	1	0	-	2	9	10
1973-74	5	3	1	1	-	7	18	13	2	2	0	0	-	4	8	3	3	1	1	1	-	3	10	10
1974-75	5	2	3	0	-	4	14	15	2	1	1	0	-	2	9	5	3	1	2	0	-	2	5	10
1975-76	5	4																						

YEAR-BY-YEAR SEASON SERIES BY TEAM

KEY:	Overall								Home									Road								
	GP	W	L	T	O	PTS	GF	GA	GP	W	L	T	O	PTS	GF	GA	GP	W	L	T	O	PTS	GF	GA		
2013-14	2	1	0	-	1	3	7	4	1	1	0	-	0	2	4	1	1	0	0	-	1	1	3	4		
2014-15	2	1	1	-	0	2	6	6	1	0	1	-	0	0	3	4	1	1	0	-	0	2	3	2		
2015-16	2	2	0	-	0	4	8	4	1	1	0	-	0	2	4	2	1	1	0	-	0	2	4	2		
2016-17	2	0	2	-	0	0	0	6	1	0	1	-	0	0	0	5	1	0	1	-	0	0	0	1		
2017-18	2	2	0	-	0	4	7	4	1	1	0	-	0	2	5	3	1	1	0	-	0	2	2	1		
2018-19	2	2	0	-	0	4	7	0	1	1	0	-	0	2	4	0	1	1	0	-	0	2	3	0		
2019-20	2	2	0	-	0	4	11	5	1	1	0	-	0	2	5	4	1	1	0	-	0	2	6	1		
BOSTON vs. MONTREAL																										
1924-25	6	2	4	0	-	4	10	22	3	1	2	0	-	2	6	10	3	1	2	0	-	2	4	12		
1925-26	6	2	3	1	-	5	19	18	3	1	2	0	-	2	8	8	3	1	1	1	-	3	11	10		
1926-27	4	1	2	1	-	3	6	6	2	1	1	0	-	2	4	2	2	0	1	1	-	1	2	4		
1927-28	4	0	2	2	-	2	4	10	2	0	1	1	-	1	2	4	2	0	1	1	-	1	2	6		
1928-29	4	1	2	1	-	3	4	6	2	0	1	1	-	1	0	1	2	1	1	0	-	2	4	5		
1929-30	4	4	0	0	-	8	13	6	2	2	0	0	-	4	8	3	2	2	0	0	-	4	5	3		
1930-31	4	2	1	1	-	5	10	7	2	1	0	1	-	3	6	3	2	1	1	0	-	2	4	4		
1931-32	6	3	2	1	-	7	23	16	3	3	0	0	-	6	19	7	3	0	2	1	-	1	4	9		
1932-33	6	4	1	1	-	9	20	7	3	3	0	0	-	6	14	2	3	1	1	1	-	3	6	5		
1933-34	6	5	1	0	-	10	19	9	3	3	0	0	-	6	12	3	3	2	1	0	-	4	7	6		
1934-35	6	4	2	0	-	8	14	9	3	2	1	0	-	4	8	5	3	2	1	0	-	4	6	4		
1935-36	6	3	1	2	-	8	9	8	3	2	1	0	-	4	3	3	3	1	0	2	-	4	6	5		
1936-37	6	2	3	1	-	5	13	12	3	1	1	1	-	3	4	4	3	1	2	0	-	2	9	8		
1937-38	6	2	2	2	-	6	6	10	3	2	0	1	-	5	3	1	3	0	2	1	-	1	3	9		
1938-39	8	6	2	0	-	12	28	14	4	4	0	0	-	8	22	10	4	2	2	0	-	4	6	4		
1939-40	8	6	1	1	-	13	34	15	4	3	1	0	-	6	18	7	4	3	0	1	-	7	16	8		
1940-41	8	5	2	1	-	11	31	16	4	3	1	0	-	6	22	11	4	2	1	1	-	5	9	5		
1941-42	8	6	1	1	-	13	34	15	4	4	0	0	-	8	22	6	4	2	1	1	-	5	12	9		
1942-43	10	5	4	1	-	11	38	34	5	4	0	1	-	9	23	10	5	1	4	0	-	2	15	24		
1943-44	10	3	5	2	-	8	28	49	5	3	1	1	-	7	17	15	5	0	4	1	-	1	11	34		
1944-45	10	0	10	0	-	0	23	53	5	0	5	0	-	0	8	22	5	0	5	0	-	0	15	31		
1945-46	10	4	5	1	-	9	27	29	5	3	2	0	-	6	13	11	5	1	3	1	-	3	14	18		
1946-47	12	1	9	2	-	4	20	40	6	0	5	1	-	1	12	20	6	1	4	1	-	3	8	20		
1947-48	12	6	2	4	-	16	30	22	6	3	1	2	-	8	11	10	6	3	1	2	-	8	19	12		
1948-49	12	5	6	1	-	11	25	30	6	3	3	0	-	6	13	13	6	2	3	1	-	5	12	17		
1949-50	14	4	5	5	-	13	32	37	7	3	1	3	-	9	19	15	7	1	4	2	-	4	13	22		
1950-51	14	5	6	3	-	13	31	29	7	2	3	2	-	6	18	13	7	3	3	1	-	7	13	16		
1951-52	14	7	5	2	-	16	33	32	7	4	2	1	-	9	17	14	7	3	3	1	-	7	16	18		
1952-53	14	9	3	2	-	20	31	19	7	5	1	1	-	11	19	10	7	4	2	1	-	9	12	9		
1953-54	14	4	6	4	-	12	32	41	7	4	1	2	-	10	18	14	7	0	5	2	-	2	14	27		
1954-55	14	4	7	3	-	11	28	31	7	3	2	2	-	8	20	14	7	1	5	1	-	3	8	17		
1955-56	14	5	8	1	-	11	30	40	7	2	4	1	-	5	17	23	7	3	4	0	-	6	13	17		
1956-57	14	7	4	3	-	17	33	30	7	4	1	2	-	10	20	13	7	3	3	1	-	7	13	17		
1957-58	14	3	9	2	-	8	36	48	7	1	5	1	-	3	18	27	7	2	4	1	-	5	18	21		
1958-59	14	6	6	2	-	14	34	44	7	3	3	1	-	7	16	19	7	3	3	1	-	7	18	25		
1959-60	14	4	10	0	-	8	42	69	7	4	3	0	-	8	28	28	7	0	7	0	-	0	14	41		
1960-61	14	2	10	2	-	6	27	53	7	2	4	1	-	5	16	23	7	0	6	1	-	1	11	30		
1961-62	14	3	10	1	-	7	38	67	7	2	4	1	-	5	21	27	7	1	6	0	-	2	17	40		
1962-63	14	2	7	5	-	9	33	55	7	1	3	3	-	5	19	22	7	1	4	2	-	4	14	33		
1963-64	14	2	7	5	-	9	29	37	7	1	2	4	-	6	18	19	7	1	5	1	-	3	11	18		
1964-65	14	3	10	1	-	7	33	53	7	2	4	1	-	5	18	26	7	1	6	0	-	2	15	27		
1965-66	14	4	9	1	-	9	28	46	7	2	4	1	-	5	14	20	7	2	5	0	-	4	14	26		
1966-67	14	5	7	2	-	12	36	44	7	2	5	0	-	4	16	21	7	3	2	2	-	8	20	23		
1967-68	10	5	5	0	-	10	26	30	5	3	2	0	-	6	16	14	5	2	3	0	-					

YEAR-BY-YEAR SEASON SERIES BY TEAM

KEY:	Overall								Home								Road								
	GP	W	L	T	O	PTS	GF	GA	GP	W	L	T	O	PTS	GF	GA	GP	W	L	T	O	PTS	GF	GA	
2000-01	5	4	1	0	0	8	11	10	3	2	1	0	0	4	6	7	2	2	0	0	0	4	5	3	
2001-02	5	3	2	0	0	6	19	14	2	2	0	0	0	4	10	3	3	1	2	0	0	2	9	11	
2002-03	5	2	3	0	0	4	15	16	3	2	1	0	0	4	12	9	2	0	2	0	0	0	3	7	
2003-04	6	3	0	1	2	9	9	7	3	1	0	0	2	4	5	6	3	2	0	1	0	5	4	1	
2004-05	-	-	-	-	-	-	-	-	-	-	-	-	-	-	-	-	-	-	-	-	-	-	-		
2005-06	8	1	7	-	0	2	13	23	4	1	3	-	0	2	7	10	4	0	4	-	0	0	6	13	
2006-07	8	3	5	-	0	6	21	24	4	2	2	-	0	4	12	12	4	1	3	-	0	2	9	12	
2007-08	8	0	7	-	1	1	16	38	4	0	4	-	0	0	7	15	4	0	3	-	1	1	9	23	
2008-09	6	5	0	-	1	11	22	12	3	3	0	-	0	6	14	6	3	2	0	-	1	5	8	6	
2009-10	6	1	3	-	2	4	10	17	3	0	1	-	2	2	4	9	3	1	2	-	0	2	6	8	
2010-11	6	2	3	-	1	5	22	20	3	2	1	-	0	4	16	9	3	0	2	-	1	1	6	11	
2011-12	6	4	2	-	0	8	13	12	3	2	1	-	0	4	6	5	3	2	1	-	0	4	7	7	
2012-13	4	1	2	-	1	3	11	13	2	0	1	-	1	1	8	10	2	1	1	-	0	2	3	3	
2013-14	4	1	2	-	1	3	7	8	2	0	1	-	1	1	2	6	2	1	1	-	0	2	5	3	
2014-15	4	0	4	-	0	0	6	16	2	0	2	-	0	0	1	5	2	0	2	-	0	0	5	11	
2015-16	5	2	3	-	0	4	12	15	2	0	2	-	0	0	3	9	3	2	1	-	0	4	9	6	
2016-17	4	2	2	-	0	4	10	8	2	1	1	-	0	2	6	4	2	1	1	-	0	2	4	4	
2017-18	4	4	0	-	0	8	14	6	2	2	0	-	0	4	6	2	2	2	0	-	0	4	8	4	
2018-19	4	2	1	-	1	5	9	8	2	0	1	-	1	1	2	6	2	2	0	-	0	4	7	2	
2019-20	4	3	1	-	0	6	19	8	2	2	0	-	0	4	7	2	2	1	1	-	0	2	12	6	
BOSTON vs. NASHVILLE																									
1998-99	2	2	0	0	-	4	13	3	1	1	0	0	-	2	8	1	1	1	0	0	-	2	5	2	
1999-00	2	1	1	0	0	2	6	5	1	0	1	0	0	0	1	3	1	1	0	0	0	2	5	2	
2000-01	2	0	0	1	1	2	2	3	1	0	0	1	0	1	2	2	1	0	0	0	1	1	0	1	
2001-02	1	1	0	0	0	2	2	1	-	-	-	-	-	-	-	-	1	1	0	0	0	2	2	1	
2002-03	2	1	1	0	0	2	3	6	1	1	0	0	0	2	2	1	1	0	1	0	0	0	1	5	

YEAR-BY-YEAR SEASON SERIES BY TEAM

KEY:	Overall								Home									Road								
	GP	W	L	T	O	PTS	GF	GA	GP	W	L	T	O	PTS	GF	GA	GP	W	L	T	O	PTS	GF	GA		
2013-14	3	1	2	-	0	2	9	9	1	0	1	-	0	0	3	4	2	1	1	-	0	2	6	5		
2014-15	3	3	0	-	0	6	10	4	2	2	0	-	0	4	7	2	1	1	0	-	0	2	3	2		
2015-16	3	2	1	-	0	4	7	4	1	1	0	-	0	2	2	1	2	1	1	-	0	2	5	3		
2016-17	3	2	1	-	0	4	5	6	2	2	0	-	0	4	5	3	1	0	1	-	0	0	0	3		
2017-18	3	3	0	-	0	6	11	7	1	1	0	-	0	2	3	2	2	2	0	-	0	4	8	5		
2018-19	3	2	1	-	0	4	8	6	2	1	1	-	0	2	3	5	1	1	0	-	0	2	5	1		
2019-20	3	2	0	-	1	5	10	4	1	1	0	-	0	2	3	0	2	1	0	-	1	3	7	4		
* – Franchise in Kansas City, 1974-75–1975-76; Franchise in Colorado, 1976-77–1981-82; Franchise in New Jersey, 1982-83–present																										
BOSTON vs. NEW YORK ISLANDERS																										
1972-73	6	5	1	0	-	10	38	18	3	2	1	0	-	4	21	11	3	3	0	0	-	6	17	7		
1973-74	5	4	1	0	-	8	22	13	2	2	0	0	-	4	8	5	3	2	1	0	-	4	14	8		
1974-75	4	2	2	0	-	4	13	9	2	2	0	0	-	4	10	3	2	0	2	0	-	0	3	6		
1975-76	4	2	0	2	-	6	12	8	2	0	0	2	-	2	5	5	2	2	0	0	-	4	7	3		
1976-77	4	1	2	1	-	3	10	12	2	0	1	1	-	1	5	6	2	1	1	0	-	2	5	6		
1977-78	4	1	3	0	-	2	9	15	2	1	1	0	-	2	7	8	2	0	2	0	-	0	2	7		
1978-79	5	1	2	2	-	4	16	20	3	1	1	1	-	3	10	9	2	0	1	1	-	1	6	11		
1979-80	4	3	1	0	-	6	15	11	2	2	0	0	-	4	7	4	2	1	1	0	-	2	8	7		
1980-81	4	2	2	0	-	4	13	14	2	1	1	0	-	2	8	7	2	1	1	0	-	2	5	7		
1981-82	3	2	1	0	-	4	11	11	2	2	0	0	-	4	10	8	1	0	1	0	-	0	1	3		
1982-83	3	2	0	1	-	5	7	3	1	0	0	1	-	1	1	1	2	2	0	0	-	4	6	2		
1983-84	3	2	0	1	-	5	9	5	2	1	0	1	-	3	5	3	1	1	0	0	-	2	4	2		
1984-85	3	2	1	0	-	4	15	12	1	1	0	0	-	2	6	2	2	1	1	0	-	2	9	10		
1985-86	3	0	1	2	-	2	12	14	2	0	0	2	-	2	7	7	1	0	1	0	-	0	5	7		
1986-87	3	2	0	1	-	5	12	9	1	1	0	0	-	2	3	1	2	1	0	1	-	3	9	8		
1987-88	3	1	2	0	-	2	9	10	2	1	1	0	-	2	8	8	1	0	1	0	-	0	1	2		
1988-89	3	2	1	0	-	4	9	9	1	0	1	0	-	0	3	5	2	2	0	0	-	4	6	4		
1989-90	3	1	1	1	-	3	11	9	2	1	1	0	-	2	8	6	1	0	0	1	-	1	3	3		
1990-91	3	2	1	0	-	4	13	9	1	1	0	0	-	2	5	0	2	1	1	0	-	2	8	9		
1991-92	3	1	2	0	-	2	10	12	1	0	1	0	-	0	3	4	2	1	1	0	-	2	7	8		
1992-93	4	2	0	2	-	6	16	12	2	1	0	1	-	3	8	5	2	1	0	1	-	3	8	7		
1993-94	4	4	0	0	-	8	17	6	2	2	0	0	-	4	9	4	2	2	0	0	-	4	8	2		
1994-95	3	2	1	0	-	4	10	10	1	1	0	0	-	2	4	3	2	1	1	0	-	2	6	7		
1995-96	4	1	1	2	-	4	14	15	2	1	0	1	-	3	8	7	2	0	1	1	-	1	6	8		
1996-97	4	1	3	0	-	2	12	21	2	1	1	0	-	2	8	8	2	0	2	0	-	0	4	13		
1997-98	4	2	1	1	-	5	14	11	2	1	1	0	-	2	7	5	2	1	0	1	-	3	7	6		
1998-99	4	1	3	0	-	2	10	13	2	1	1	0	-	2	7	5	2	0	2	0	-	0	3	8		
1999-00	4	1	3	0	0	2	10	13	2	0	2	0	0	0	3	7	2	1	1	0	0	2	7	6		
2000-01	4	3	1	0	0	6	15	10	2	2	0	0	0	4	8	4	2	1	1	0	0	2	7	6		
2001-02	4	1	1	1	1	4	12	12	2	0	1	0	1	1	5	7	2	1	0	1	0	3	7	5		
2002-03	4	2	1	1	0	5	16	14	2	2	0	0	0	4	8	2	2	0	1	1	0	1	8	12		
2003-04	4	1	0	3	0	5	7	6	2	1	0	1	0	3	5	4	2	0	0	2	0	2	2	2		
2004-05	-	-	-	-	-	-	-	-	-	-	-	-	-	-	-	-	-	-	-	-	-	-	-	-		
2005-06	4	0	3	-	1	1	9	16	2	0	2	-	0	0	4	7	2	0	1	-	1	1	5	9		
2006-07	4	1	2	-	1	3	10	16	2	1	0	-	1	3	8	8	2	0	2	-	0	0	2	8		
2007-08	4	3	1	-	0	6	10	5	2	2	0	-	0	4	6	2	2	1	1	-	0	2	4	3		
2008-09	4	4	0	-	0	8	17	6	2	2	0	-	0	4	9	3	2	2	0	-	0	4	8	3		
2009-10	4	2	1	-	1	5	10	12	2	1	1	-	0	2	5	7	2	1	0	-	1	3	5	5		
2010-11	4	3	1	-	0	6	16	11	2	2	0	-	0	4	8	4	2	1	1	-	0	2	8	7		
2011-12	4	3	1	-	0	6	20	8	2	1	1	-	0	2	8	5	2	2	0	-	0	4	12	3		
2012-13	3	2	1	-	0	4	9	5	2	1	1	-	0	2	5	4	1	1	0	-	0	2	4	1		
2013-14	3	1	2	-	0	2	10	11	1	0	1	-	0	0	3	5	2	1	1	-	0	2	7	6		
2014-15	3	2	1	-	0	4	9	6	2	1	1	-	0	2	4	4	1	1	0	-	0	2	5	2		
2015-16	3	3	0	-	0	6	10	5	1	1	0	-	0	2	3	1	2	2	0	-	0	4	7	4		
2016-17	3	1	2	-	0	2	4	9	2	0	2	-														

YEAR-BY-YEAR SEASON SERIES BY TEAM

KEY:	Overall								Home								Road							
	GP	W	L	T	O	PTS	GF	GA	GP	W	L	T	O	PTS	GF	GA	GP	W	L	T	O	PTS	GF	GA
1954-55	14	5	4	5	-	15	38	37	7	4	1	2	-	9	25	16	7	1	3	3	-	5	13	23
1955-56	14	7	5	2	-	16	40	35	7	5	2	0	-	10	26	15	7	2	3	2	-	6	14	20
1956-57	14	5	8	1	-	11	38	40	7	3	4	0	-	6	23	21	7	2	4	1	-	5	15	19
1957-58	14	6	5	3	-	15	35	35	7	3	3	1	-	7	13	17	7	3	2	2	-	8	22	18
1958-59	14	6	5	3	-	15	46	49	7	3	3	1	-	7	22	28	7	3	2	2	-	8	24	21
1959-60	14	8	4	2	-	18	54	45	7	5	1	1	-	11	32	17	7	3	3	1	-	7	22	28
1960-61	14	3	9	2	-	8	41	47	7	3	3	1	-	7	28	23	7	0	6	1	-	1	13	24
1961-62	14	2	10	2	-	6	38	57	7	1	6	0	-	2	19	29	7	1	4	2	-	4	19	28
1962-63	14	4	7	3	-	11	45	59	7	2	3	2	-	6	24	26	7	2	4	1	-	5	21	33
1963-64	14	5	7	2	-	12	42	46	7	3	4	0	-	6	23	23	7	2	3	2	-	6	19	23
1964-65	14	5	8	1	-	11	40	47	7	3	3	1	-	7	22	21	7	2	5	0	-	4	18	26
1965-66	14	7	6	1	-	15	48	54	7	5	2	0	-	10	30	26	7	2	4	1	-	5	18	28
1966-67	14	2	8	4	-	8	33	48	7	1	3	3	-	5	19	25	7	1	5	1	-	3	14	23
1967-68	10	6	2	2	-	14	35	23	5	3	1	1	-	7	17	12	5	3	1	1	-	7	18	11
1968-69	8	3	3	2	-	8	25	30	4	2	1	1	-	5	17	13	4	1	2	1	-	3	8	17
1969-70	8	4	4	0	-	8	20	28	4	3	1	0	-	6	14	11	4	1	3	0	-	2	6	17
1970-71	6	2	2	2	-	6	21	16	3	2	1	0	-	4	15	9	3	0	1	2	-	2	6	7
1971-72	6	5	1	0	-	10	25	8	3	2	1	0	-	4	13	6	3	3	0	0	-	6	12	2
1972-73	6	3	3	0	-	6	19	23	3	2	1	0	-	4	10	9	3	1	2	0	-	2	9	14
1973-74	5	4	1	0	-	8	25	15	2	2	0	0	-	4	15	4	3	2	1	0	-	4	10	11
1974-75	4	3	1	0	-	6	27	15	2	2	0	0	-	4	17	6	2	1	1	0	-	2	10	9
1975-76	4	3	1	0	-	6	20	12	2	1	1	0	-	2	9	6	2	2	0	0	-	4	11	6
1976-77	5	4	0	1	-	9	26	11	2	1	0	1	-	3	13	6	3	3	0	0	-	6	13	5
1977-78	5	4	1	0	-	8	27	13	3	2	1	0	-	4	13	8	2	2	0	0	-	4	14	5
1978-79	5	3	2	0	-	6	16	16	2	1	1	0	-	2	8	8	3	2	1	0	-	4	8	8
1979-80	4	2	2	0	-	4	13	13	2	1	1	0	-	2	8	8	2	1	1	0	-	2	5	5
1980-81	4	2	2	0	-	4	19	14	2	2	0	0	-	4	13	5	2	0	2	0	-	0	6	9
1981-82	3	2	1	0	-	4	15	12	2	1	1	0	-	2	11	9	1	1	0	0	-	2	4	3
1982-83	3	3	0	0	-	6	9	1	1	1	0	0	-	2	2	0	2	2	0	0	-	4	7	1
1983-84	3	2	0	1	-	5	17	12	2	1	0	1	-	3	11	8	1	1	0	0	-	2	6	4
1984-85	3	1	0	2	-	4	12	10	1	0	0	1	-	1	3	3	2	1	0	1	-	3	9	7
1985-86	3	1	2	0	-	2	7	7	2	1	1	0	-	2	5	5	1	0	1	0	-	0	1	2
1986-87	3	1	2	0	-	2	10	9	1	1	0	0	-	2	4	1	2	0	2	0	-	0	6	8
1987-88	3	1	2	0	-	2	7	11	2	1	1	0	-	2	6	7	1	0	1	0	-	0	1	4
1988-89	3	1	0	2	-	4	10	5	1	0	0	1	-	1	1	1	2	1	0	1	-	3	9	4
1989-90	3	0	3	0	-	0	4	11	2	0	2	0	-	0	3	5	1	0	1	0	-	0	1	6
1990-91	3	1	1	1	-	3	12	12	1	0	1	0	-	0	4	5	2	1	0	1	-	3	8	7
1991-92	3	1	2	0	-	2	6	9	1	1	0	0	-	2	5	3	2	0	2	0	-	0	1	6
1992-93	3	1	1	1	-	3	10	9	1	0	0	1	-	1	2	2	2	1	1	0	-	2	8	7
1993-94	4	2	1	1	-	5	12	11	2	0	1	1	-	1	2	5	2	2	0	0	-	4	10	6
1994-95	4	2	2	0	-	4	12	13	2	1	1	0	-	2	7	7	2	1	1	0	-	2	5	6
1995-96	4	1	3	0	-	2	12	15	2	0	2	0	-	0	7	10	2	1	1	0	-	2	5	5
1996-97	4	1	2	1	-	3	13	16	2	0	1	1	-	1	6	9	2	1	1	0	-	2	7	7
1997-98	4	3	1	0	-	6	16	9	2	2	0	0	-	4	9	3	2	1	1	0	-	2	7	6
1998-99	4	2	1	1	-	5	12	12	2	1	1	0	-	2	4	5	2	1	0	1	-	3	8	7
1999-00	4	2	1	1	0	5	14	12	2	1	0	1	0	3	7	5	2	1	1	0	0	2	7	7
2000-01	4	3	1	0	0	6	14	12	2	2	0	0	0	4	10	5	2	1	1	0	-	2	4	7
2001-02	4	1	2	0	1	3	12	17	2	0	1	0	1	1	5	8	2	1	1	0	0	2	7	9
2002-03	4	2	2	0	0	4	9	10	2	1	1	0	0	2	4	5	2	1	1	0	0	2	5	5
2003-04	4	3	1	0	0	6	14	8	2	2	0	0	0	4	8	3	2	1	1	0	0	2	6	5
2004-05	-	-	-	-	-	-	-	-	-	-	-	-	-	-	-	-	-	-	-	-	-	-	-	-
2005-06	4	0	2	-	2	2	9	14	2	0														

YEAR-BY-YEAR SEASON SERIES BY TEAM

KEY:	Overall								Home								Road								
	GP	W	L	T	O	PTS	GF	GA	GP	W	L	T	O	PTS	GF	GA	GP	W	L	T	O	PTS	GF	GA	
2009-10	6	4	2	-	0	8	16	14	3	1	2	-	0	2	6	10	3	3	0	-	0	6	10	4	
2010-11	6	5	1	-	0	10	18	5	3	2	1	-	0	4	9	3	3	3	0	-	0	6	9	2	
2011-12	6	5	1	-	0	10	22	13	3	2	1	-	0	4	9	7	3	3	0	-	0	6	13	6	
2012-13	5	4	1	-	0	8	12	10	3	2	1	-	0	4	7	7	2	2	0	-	0	4	5	3	
2013-14	4	2	2	-	0	4	17	10	2	2	0	-	0	4	12	2	2	0	2	-	0	0	5	8	
2014-15	5	2	1	-	2	6	15	15	3	1	0	-	2	4	8	8	2	1	1	-	0	2	7	7	
2015-16	4	1	2	-	1	3	10	14	2	1	1	-	0	2	8	9	2	0	1	-	1	1	2	5	
2016-17	4	0	3	-	1	1	6	12	2	0	1	-	1	1	3	5	2	0	2	-	0	0	3	7	
2017-18	4	4	0	-	0	8	18	5	2	2	0	-	0	4	10	3	2	2	0	-	0	4	8	2	
2018-19	4	4	0	-	0	8	15	7	2	2	0	-	0	4	9	5	2	2	0	-	0	4	6	2	
2019-20	3	2	1	-	0	4	9	8	1	1	0	-	0	2	5	2	2	1	1	-	0	2	4	6	
BOSTON vs. PHILADELPHIA																									
1967-68	4	3	1	0	-	6	11	9	2	1	1	0	-	2	6	6	2	2	0	0	-	4	5	3	
1968-69	6	4	2	0	-	8	24	17	3	3	0	0	-	6	16	8	3	1	2	0	-	2	8	9	
1969-70	6	4	0	2	-	10	29	20	3	2	0	1	-	5	14	8	3	2	0	1	-	5	15	12	
1970-71	6	6	0	0	-	12	26	11	3	3	0	0	-	6	15	8	3	3	0	0	-	6	11	3	
1971-72	6	6	0	0	-	12	23	9	3	3	0	0	-	6	13	5	3	3	0	0	-	6	10	4	
1972-73	5	4	0	1	-	9	20	13	2	1	0	1	-	3	8	6	3	3	0	0	-	6	12	7	
1973-74	5	3	1	1	-	7	20	16	3	3	0	0	-	6	14	8	2	0	1	1	-	1	6	8	
1974-75	4	2	1	1	-	5	14	8	2	1	0	1	-	3	7	3	2	1	1	0	-	2	7	5	
1975-76	4	2	1	1	-	5	14	17	2	1	0	1	-	3	9	7	2	1	1	0	-	2	5	10	
1976-77	4	1	3	0	-	2	9	14	2	0	2	0	-	0	3	9	2	1	1	0	-	2	6	5	
1977-78	4	1	2	1	-	3	16	17	2	1	0	1	-	3	10	5	2	0	2	0	-	0	6	12	
1978-79	5	1	3	1	-	3	17	28	3	1	1	1	-	3	12	14	2	0	2	0	-	0	5	14	
1979-80	4	1	1	2	-	4	14	12	2	1	1	0	-	2	9	7	2	0	0	2	-	2	5	5	
1980-81	4	2	2	0	-	4	12	13	2	2	0	0	-	4	7	4	2	0	2	0	-	0	5	9	
1981-82	3	1	2	0	-	2	5	10	1	0	1	0	-	0	1	3	2	1	1	0	-	2	4	7	
1982-83	3	2	0	1	-	5	15	10	2	2	0	0	-	4	11	6	1	0	0	1	-	1	4	4	
1983-84	3	1	1	1	-	3	14	14	1	1	0	0	-	2	8	5	2	0	1	1	-	1	6	9	
1984-85	3	1	2	0	-	2	12	10	2	1	1	0	-	2	9	6	1	0	1	0	-	0	3	4	
1985-86	3	1	2	0	-	2	12	16	1	1	0	0	-	2	5	4	2	0	2	0	-	0	7	12	
1986-87	3	1	2	0	-	2	11	9	2	1	1	0	-	2	9	5	1	0	1	0	-	0	2	4	
1987-88	3	1	2	0	-	2	9	11	1	0	1	0	-	0	4	6	2	1	1	0	-	2	5	5	
1988-89	3	2	1	0	-	4	9	9	2	2	0	0	-	4	8	4	1	0	1	0	-	0	1	5	
1989-90	3	3	0	0	-	6	6	3	1	1	0	0	-	2	2	1	2	2	0	0	-	4	4	2	
1990-91	3	2	1	0	-	4	8	5	2	1	1	0	-	2	5	4	1	1	0	0	-	2	3	1	
1991-92	3	1	2	0	-	2	9	11	2	1	1	0	-	2	8	6	1	0	1	0	-	0	1	5	
1992-93	4	3	1	0	-	6	20	13	2	1	1	0	-	2	8	8	2	2	0	0	-	4	12	5	
1993-94	5	2	2	1	-	5	18	18	3	1	1	1	-	3	12	9	2	1	1	0	-	2	6	9	
1994-95	4	2	2	0	-	4	12	7	2	2	0	0	-	4	9	2	2	0	2	0	-	0	3	5	
1995-96	4	2	2	0	-	4	10	16	2	1	1	0	-	2	5	8	2	1	1	0	-	2	5	8	
1996-97	4	1	2	1	-	3	10	18	2	1	0	1	-	3	7	5	2	0	2	0	-	0	3	13	
1997-98	4	3	0	1	-	7	11	5	2	2	0	0	-	4	6	3	2	1	0	1	-	3	5	2	
1998-99	4	1	2	1	-	3	7	7	2	0	1	0	-	2	4	2	2	0	1	1	-	1	3	5	
1999-00	4	0	3	1	0	1	3	13	2	0	1	1	1	1	1	4	2	0	2	0	0	0	2	9	
2000-01	4	2	1	1	0	5	17	14	2	1	0	1	0	3	8	7	2	1	1	0	0	2	9	7	
2001-02	4	2	2	0	0	4	10	13	2	0	2	0	0	0	3	9	2	2	0	0	0	4	7	4	
2002-03	4	1	0	2	1	5	7	7	2	1	0	0	1	3	3	3	2	0	0	2	0	2	4	4	
2003-04	4	2	1	1	0	5	10	9	2	1	0	1	0	3	4	3	2	1	1	0	0	2	6	6	
2004-05	-	-	-	-	-	-	-	-	-	-	-	-	-	-	-	-	-	-	-	-	-	-	-	-	
2005-06	4	1	2	-	1	3	11	12	2	0	2	-	0	0	3	6	2	1	0	-	1	3	8	6	
2006-07	4	2	1	-	1	5	14	14	2	1	0	-	1	3	7	7	2	1	1	-	0	2	7	7	
2007-08	4	3	1	-	0	6	14	10	2	1	1	-	0	2	4	4	2	2	0	-	0	4	10	6	

YEAR-BY-YEAR SEASON SERIES BY TEAM

KEY:	Overall								Home								Road							
	GP	W	L	T	O	PTS	GF	GA	GP	W	L	T	O	PTS	GF	GA	GP	W	L	T	O	PTS	GF	GA
1984-85	3	2	1	0	-	4	16	12	2	1	1	0	-	2	9	9	1	1	0	0	-	2	7	3
1985-86	3	2	1	0	-	4	11	8	1	1	0	0	-	2	3	2	2	1	1	0	-	2	8	6
1986-87	3	2	1	0	-	4	11	9	2	2	0	0	-	4	10	7	1	0	1	0	-	0	1	2
1987-88	3	2	0	1	-	5	11	7	1	1	0	0	-	2	4	1	2	1	0	1	-	3	7	6
1988-89	3	1	1	1	-	3	13	10	2	0	1	1	-	1	5	8	1	1	0	0	-	2	8	2
1989-90	3	2	1	0	-	4	15	13	1	1	0	0	-	2	5	4	2	1	1	0	-	2	10	9
1990-91	3	1	1	1	-	3	11	12	2	1	0	1	-	3	9	6	1	0	1	0	-	0	2	6
1991-92	3	1	1	1	-	3	15	14	2	1	1	0	-	2	10	9	1	0	0	1	-	1	5	5
1992-93	5	1	4	0	-	2	14	18	2	1	1	0	-	2	10	5	3	0	3	0	-	0	4	13
1993-94	6	0	6	0	-	0	17	33	2	0	2	0	-	0	5	8	4	0	4	0	-	0	12	25
1994-95	4	1	3	0	-	2	12	15	2	1	1	0	-	2	8	6	2	0	2	0	-	0	4	9
1995-96	5	2	3	0	-	4	27	29	3	2	1	0	-	4	16	16	2	0	2	0	-	0	11	13
1996-97	5	3	2	0	-	6	18	17	2	2	0	0	-	4	9	4	3	1	2	0	-	2	9	13
1997-98	6	2	3	1	-	5	20	20	3	2	1	0	-	4	13	8	3	0	2	1	-	1	7	12
1998-99	4	2	1	1	-	5	8	8	3	2	0	0	-	4	6	3	2	0	1	1	-	1	2	5
1999-00	4	2	1	1	0	5	10	9	2	2	0	0	0	4	6	3	2	0	1	1	0	1	4	6
2000-01	4	3	0	1	0	7	13	7	2	2	0	0	0	4	8	3	2	1	0	1	0	3	5	4
2001-02	4	3	1	0	0	6	15	9	2	1	1	0	0	2	8	5	2	2	0	0	0	4	7	4
2002-03	4	2	2	0	0	4	10	10	2	0	2	0	0	0	3	7	2	2	0	0	0	4	7	3
2003-04	4	3	0	0	1	7	15	8	2	2	0	0	0	4	7	2	2	1	0	0	1	3	8	6
2004-05	-	-	-	-	-	-	-	-	-	-	-	-	-	-	-	-	-	-	-	-	-	-	-	-
2005-06	4	4	0	-	0	8	22	13	2	2	0	-	0	4	12	6	2	2	0	-	0	4	10	7
2006-07	4	2	2	-	0	4	11	16	2	1	1	-	0	2	7	8	2	1	1	-	0	2	4	8
2007-08	4	2	1	-	1	5	13	10	2	1	0	-	1	3	9	5	2	1	1	-	0	2	4	5
2008-09	4	2	1	-	1	5	14	11	2	1	0	-	1	3	5	3	2	1	1	-	0	2	9	8
200																								

YEAR-BY-YEAR SEASON SERIES BY TEAM

KEY:	Overall								Home								Road							
	GP	W	L	T	O	PTS	GF	GA	GP	W	L	T	O	PTS	GF	GA	GP	W	L	T	O	PTS	GF	GA
2016-17	2	1	1	-	0	2	7	7	1	0	1	-	0	0	2	4	1	1	0	-	0	2	5	3
2017-18	2	1	0	-	1	3	4	3	1	1	0	-	0	1	3	1	1	0	0	-	1	1	1	2
2018-19	2	1	0	-	1	3	6		4	1	0	-	0	2	5	2	1	0	0	-	1	1	1	2
2019-20	1	1	0	-	0	2	3	0	1	1	0	-	0	2	3	0	-	-	-	-	-	-	-	-
BOSTON vs. SAN JOSE																								
1991-92	2	2	0	0	-	4	11	7	1	1	0	0	-	2	7	6	1	1	0	0	-	2	4	1
1992-93	2	2	0	0	-	4	12	5	1	1	0	0	-	2	4	3	1	1	0	0	-	2	8	2
1993-94	2	1	0	1	-	3	4	2	1	1	0	0	-	2	3	1	1	0	0	1	-	1	1	1
1994-95	-	-	-	-	-	-	-	-	-	-	-	-	-	-	-	-	-	-	-	-	-	-	-	-
1995-96	2	0	0	2	-	2	9	9	1	0	0	1	-	1	3	3	1	0	0	1	-	1	6	6
1996-97	2	2	0	0	-	4	9	5	1	1	0	0	-	2	4	2	1	1	0	0	-	2	5	3
1997-98	2	1	1	0	-	2	5	5	1	1	0	0	-	2	3	0	1	0	1	0	-	0	2	5
1998-99	2	1	0	1	-	3	5	2	1	0	0	1	-	1	2	2	1	1	0	0	-	2	3	0
1999-00	1	1	0	0	0	2	3	1	-	-	-	-	-	-	-	-	-	1	1	0	0	0	2	3
2000-01	2	1	1	0	0	2	5	7	1	1	0	0	0	2	3	2	1	0	1	0	0	0	2	5
2001-02	1	0	1	0	0	0	2	3	-	-	-	-	-	-	-	-	1	0	1	0	0	0	2	3
2002-03	2	1	1	0	0	2	7	5	1	1	0	0	0	2	5	2	1	0	1	0	0	0	2	3
2003-04	1	0	0	1	0	1	5	5	1	0	0	1	0	1	5	5	-	-	-	-	-	-	-	-
2004-05	-	-	-	-	-	-	-	-	-	-	-	-	-	-	-	-	-	-	-	-	-	-	-	-
2005-06	1	0	1	-	0	0	2	6	1	0	1	-	0	0	2	6	-	-	-	-	-	-	-	-
2006-07	-	-	-	-	-	-	-	-	-	-	-	-	-	-	-	-	-	-	-	-	-	-	-	-
2007-08	1	1	0	-	0	2	2	1	-	-	-	-	-	-	-	-	1	1	0	-	0	2	2	1
2008-09	1	0	1	-	0	0	2	5	1	0	1	-	0	0	2	5	-	-	-	-	-	-	-	-
2009-10	1	1	0	-	0	2	2	1	-	-	-	-	-	-	-	-	1	1	0	-	0	2	2	1
2010-11	1	0	1	-	0	0	0	2	1	0	1	-	0	0	0	2	-	-	-	-	-	-	-	-
2011-12	2	0	2	-	0	0	3	6	1	0	1	-	0	0	2	4	1	0	1	-	0	0	1	2
2012-13	-	-	-	-	-	-	-	-	-	-	-	-	-	-	-	-	-	-	-	-	-	-	-	-
2013-14	2	2	0	-	0	4	3	1	1	1	0	-	0	2	2	1	1	1	0	-	0	2	1	0
2014-15	2	1	1	-	0	2	9	10	1	1	0	-	0	2	5	3	1	0	1	-	0	0	4	7
2015-16	2	0	2	-	0	0	6	8	1	0	1	-	0	0	4	5	1	0	-	-	0	0	2	3
2016-17	2	2	0	-	0	4	8	4	1	1	0	-	0	2	6	3	1	1	0	-	0	2	2	1
2017-18	2	2	0	-	0	4	5	2	1	1	0	-	0	2	2	1	1	1	0	-	0	2	3	1
2018-19	2	2	0	-	0	4	10	6	1	1	0	-	0	2	4	1	1	1	0	-	0	2	6	5
2019-20	1	1	0	-	0	2	5	1	1	1	0	-	0	2	5	1	-	-	-	-	-	-	-	-
BOSTON vs. TAMPA BAY																								
1992-93	2	1	0	1	-	3	8	6	1	1	0	0	-	2	5	3	1	0	0	1	-	1	3	3
1993-94	4	1	1	2	-	4	8	9	2	0	1	1	-	1	1	4	2	1	0	1	-	3	7	5
1994-95	3	2	1	0	-	4	10	7	1	1	0	0	-	2	5	1	2	1	1	0	-	2	5	6
1995-96	4	2	2	0	-	4	15	16	2	2	0	0	-	4	11	8	2	0	2	0	-	0	4	8
1996-97	4	4	0	0	-	8	18	6	2	2	0	0	-	4	9	2	2	2	0	0	-	4	9	4
1997-98	4	2	1	1	-	5	9	8	2	1	0	1	-	3	6	5	2	1	1	0	-	2	3	3
1998-99	5	3	1	1	-	7	12	10	3	2	0	1	-	5	8	6	2	1	1	0	-	2	4	4
1999-00	4	3	1	0	0	6	19	10	2	2	0	0	0	4	11	3	2	1	1	0	0	2	8	7
2000-01	4	3	0	1	0	7	16	7	2	2	0	0	0	4	9	3	2	1	0	1	0	3	7	4
2001-02	4	3	0	1	0	7	17	12	2	1	0	1	0	3	8	5	2	2	0	0	0	4	9	7
2002-03	4	1	2	1	0	3	9	14	2	1	0	1	0	3	5	4	2	0	2	0	0	0	4	10
2003-04	4	1	2	1	0	3	9	14	2	1	0	1	0	3	6	5	2	0	2	0	0	0	3	9
2004-05	-	-	-	-	-	-	-	-	-	-	-	-	-	-	-	-	-	-	-	-	-	-	-	-
2005-06	4	3	1	-	0	6	17	12	2	1	1	-	0	2	11	9	2	2	0	-	0	4	6	3
2006-07	4	4	0	-	0	8	19	12	2	2	0	-	0	4	10	8	2	2	0	-	0	4	9	4
2007-08	4	2	2	-	0	4	11	11	2	1	1	-	0	2	5	4	2	1	1	-	0	2	6	7
2008-09	4	3	1	-	0	6	14	9	2	2	0	-	0	4	8	4	2	1	1	-	0	2	6	5
2009-10	4	2	2	-	0	4	13	12	2	1	1	-	0	2	7	6	2	1	1	-	0	2	6	6
2010-11	4	3	1	-	0	6	15	8	2	2	0	-	0	4	10	2	2	1	1	-	0	2	5	6
2011-12	4	2	2	-	0	4	13	14	2	2	0	-	0	4	9	3	2	0	2	-	0	0	4	11
2012-13	3	3	0	-																				

YEAR-BY-YEAR SEASON SERIES BY TEAM

KEY:	Overall								Home								Road							
	GP	W	L	T	O	PTS	GF	GA	GP	W	L	T	O	PTS	GF	GA	GP	W	L	T	O	PTS	GF	GA
1942-43	10	4	3	3	-	11	37	40	5	3	0	2	-	8	24	20	5	1	3	1	-	3	13	20
1943-44	10	3	7	0	-	6	41	70	5	2	3	0	-	4	23	29	5	1	4	0	-	2	18	41
1944-45	10	5	5	0	-	10	32	41	5	3	2	0	-	6	18	18	5	2	3	0	-	4	14	23
1945-46	10	6	1	3	-	15	41	30	5	3	0	2	-	8	25	13	5	3	1	1	-	7	16	17
1946-47	12	5	4	3	-	13	41	38	6	4	0	2	-	10	22	15	6	1	4	1	-	3	19	23
1947-48	12	3	6	3	-	9	25	29	6	3	1	2	-	8	15	9	6	0	5	1	-	1	10	20
1948-49	12	5	6	1	-	11	33	32	6	3	3	0	-	6	21	16	6	2	3	1	-	5	12	16
1949-50	14	5	7	2	-	12	35	44	7	4	2	1	-	9	18	12	7	1	5	1	-	3	17	32
1950-51	14	2	10	2	-	6	23	50	7	2	4	1	-	3	11	19	7	0	6	1	-	1	12	31
1951-52	14	2	7	5	-	9	21	35	7	2	3	2	-	6	12	15	7	0	4	3	-	3	9	20
1952-53	14	8	4	2	-	18	36	26	7	5	1	1	-	11	22	13	7	3	3	1	-	7	14	13
1953-54	14	7	6	1	-	15	27	28	7	4	2	1	-	9	13	11	7	3	4	0	-	6	14	17
1954-55	14	4	4	6	-	14	25	30	7	2	2	3	-	7	14	13	7	2	2	3	-	7	11	17
1955-56	14	5	5	4	-	14	28	29	7	3	1	3	-	9	15	9	7	2	4	1	-	5	13	20
1956-57	14	7	3	4	-	18	43	34	7	4	1	2	-	10	25	17	7	3	2	2	-	8	18	17
1957-58	14	3	6	5	-	11	40	43	7	1	4	2	-	4	19	20	7	2	2	3	-	7	21	23
1958-59	14	6	6	2	-	14	40	42	7	5	1	1	-	11	27	19	7	1	5	1	-	3	13	23
1959-60	14	6	6	2	-	14	41	35	7	5	2	0	-	10	27	13	7	1	4	2	-	4	14	22
1960-61	14	2	9	3	-	7	31	54	7	1	6	0	-	2	16	31	7	1	3	3	-	5	15	23
1961-62	14	4	9	1	-	9	39	70	7	2	5	0	-	4	14	34	7	2	4	1	-	5	25	36
1962-63	14	4	8	2	-	10	41	57	7	2	4	1	-	5	24	27	7	2	4	1	-	5	17	30
1963-64	14	5	7	2	-	12	42	42	7	4	2	1	-	9	23	19	7	1	5	1	-	3	19	23
1964-65	14	4	7	3	-	11	29	40	7	1	3	3	-	5	14	17	7	3	4	0	-	6	15	23
1965-66	14	4	9	1	-	9	30	52	7	3	3	1	-	7	16	16	7	1	6	0	-	2	14	36
1966-67	14	2	11	1	-	5	32	51	7	2	5	0	-	4	18	25	7	0	6	1	-	1	14	26
1967-68	10	2	5	3	-	7	23	27	5	2	2	1	-	5	15	13	5	0	3	2	-	2	8	14
1968-69	8	4	2	2	-	10	36	27	4	4	0	0	-	8	26	12	4	0	2	2	-	2	10	15
1969-70	8	4	3	1	-	9	28	24	4	3	0	1	-	7	18	12	4	1	3	0	-	2	10	12
1970-71	6	5	1	0	-	10	32	13	3	3	0	0	-	6	17	6	3	2	1	0	-	4	15	7
1971-72	6	4	1	1	-	9	19	14	3	2	0	1	-	5	11	7	3	2	1	0	-	4	8	7
1972-73	5	4	1	0	-	8	21	17	2	2	0	0	-	4	11	7	3	2	1	0	-	4	10	10
1973-74	6	4	2	0	-	8	24	23	3	2	1	0	-	4	14	13	3	2	1	0	-	4	10	10
1974-75	6	1	2	3	-	5	19	21	3	1	0	2	-	4	12	9	3	0	2	1	-	1	7	12
1975-76	6	4	1	1	-	9	24	20	3	2	0	1	-	5	12	5	3	2	1	0	-	4	12	15
1976-77	6	3	2	1	-	7	29	26	3	2	0	1	-	5	15	10	3	1	2	0	-	2	14	16
1977-78	6	5	0	1	-	11	22	12	3	2	0	1	-	5	12	8	3	3	0	0	-	6	10	4
1978-79	8	5	1	2	-	12	32	22	4	3	1	0	-	6	18	14	4	2	0	2	-	6	14	8
1979-80	4	4	0	0	-	8	25	8	2	2	0	0	-	4	18	6	2	2	0	0	-	4	7	2
1980-81	4	1	1	2	-	4	17	15	2	0	1	1	-	1	7	8	2	1	0	1	-	3	10	7
1981-82	3	3	0	0	-	6	14	7	2	2	0	0	-	4	9	4	1	1	0	0	-	2	5	3
1982-83	3	2	1	0	-	4	13	11	1	1	0	0	-	2	6	3	2	1	1	0	-	2	7	8
1983-84	3	1	2	0	-	2	11	13	2	1	1	0	-	2	7	7	1	0	1	0	-	0	4	6
1984-85	3	2	1	0	-	4	14	10	1	1	0	0	-	2	5	1	2	1	1	0	-	2	9	9
1985-86	3	2	0	1	-	5	13	9	2	2	0	0	-	4	7	3	1	0	0	1	-	1	6	6
1986-87	3	2	1	0	-	4	15	12	1	1	0	0	-	2	8	5	2	1	1	0	-	2	7	7
1987-88	3	2	1	0	-	4	14	12	2	1	1	0	-	2	11	10	1	1	0	0	-	2	3	2
1988-89	3	3	0	0	-	6	11	4	1	1	0	0	-	2	2	1	2	2	0	0	-	4	9	3
1989-90	3	2	1	0	-	4	18	11	2	2	0	0	-	4	12	4	1	0	1	0	-	0	6	7
1990-91	3	2	1	0	-	4	10	8	1	1	0	0	-	2	2	0	2	1	1	0	-	2	8	8
1991-92	3	3	0	0	-	6	13	7	2	2	0	0	-	4	8	5	1	1	0	0	-	2	5	2
1992-93	2	0	1	1	-	1	5	8	1	0	1	0	-	0	1	4	1	0	0	1	-	1	4	4
1993-94	2	0	2	0	-	0	2	7	1	0	1	0	-	0	0	3	1	0	1	0	-	0	2	4
1994-95	-	-	-	-	-	-	-	-	-	-	-	-	-	-	-	-	-	-	-	-	-	-	-	-
1995-96	2	0	1	1	-	1	5	7	1	0	1	0	-	0	1	3	1	0	0	1	-	1	4	4
1996-97	2	0	2	0	-	0	3	6	1	0	1	0	-	0	1	2	1	0	1	0	-	0	2	4
1997-98	2	1	0	1	-	3	6	2	1	1	0	0	-	2	4	0	1	0	0	1	-	1	2	2
1998-99	5	3	1	1	-	7	15	11	2	2	0	0	-	4	6	2	3	1	1	1	-	3	9	9
1999-00	5	2	2	1	0	5	13	15	3	2	1	0	0	4	10	8	2	0	1	1	0	1	3	7
2000-01	5	3	1	0	1	7	11	10	2	1	0	0	1	3	5	2	3	2	1	0	0	4	6	8
2001-02	5	1	4	0	0	2	4	9	3	1	2	0	0	2	4	5	2	0	2	0	0	0	0	4
2002-03	5	3	2	0	0	6	15	12	2	2	0	0	0	4	9	4	3	1	2	0	0	2	6	8
2003-04	6	3	3	0	0	6	12	17	3	1	2	0	0	2	3	11	3	2	1	0	0	4	9	6
2004-05	-	-	-	-	-	-	-	-	-	-	-	-	-	-	-	-	-	-	-	-	-	-	-	-
2005-06	8	4	2	-	2	10	24	21	4	3	1	-	0	6	10	8	4	1	1	-	2	4	14	13
2006-07	8	5	3	-	0	10	22	25	4	2	2	-	0	4	11	18	4	3	1	-	0	6	11	7
2007-08	8	5	1	-	2	12	28	23	4	2	1	-	1	5	13	14	4	3	0	-	1	7	15	9
2008-09	6	5	1	-	0	10	28	21	3	2	1	-	0	4	15	11	3	3	0	-	0	6	13	10
2009-10	6	4	1	-	1	9	20	13	3	3	0	-	0	6	15	6	3	1	1	-	1	3	5	7
2010-11	6	2	2	-	2	6	14	15	3	1	1	-	1	3	8	7	3	1	1	-	1	3	6	8
2011-12	6	6	0	-	0	12	36	10	3	3	0	-	0	6	18	3	3	3	0	-	0	6	18	7
2012-13	4	3	1	-	0	6	10	7	2	2	0	-	0	4	7	4	2	1	1	-	0	2	3	3
2013-14	4	2	1	-	1	5	14	11	2	1	1	-	0	2	6	5	2	1	0	-	1	3	8	6
2014-15	4	2	1	-	1	5	10	12	2	1	0	-	1	3	5	5	2	1	1	-	0	2	5	7
2015-16	5	4	0	-	1	9	15	10	3	2														

YEAR-BY-YEAR SEASON SERIES BY TEAM

KEY:	Overall								Home								Road									
	GP	W	L	T	O	PTS	GF	GA	GP	W	L	T	O	PTS	GF	GA	GP	W	L	T	O	PTS	GF	GA		
1975-76	4	2	1	1	-	5	14	13	2	2	0	0	-	4	8	5	2	0	1	1	-	1	6	8		
1976-77	4	4	0	0	-	8	22	7	2	2	0	0	-	4	7	3	2	2	0	0	-	4	15	4		
1977-78	4	2	0	2	-	6	19	14	2	1	0	1	-	3	10	7	2	1	0	1	-	3	9	7		
1978-79	4	4	0	0	-	8	22	8	2	2	0	0	-	4	13	4	2	2	0	0	-	4	9	4		
1979-80	4	1	0	3	-	5	14	12	2	1	0	1	-	3	7	5	2	0	0	2	-	2	7	7		
1980-81	4	2	2	0	-	4	14	11	2	1	1	0	-	2	5	3	2	1	1	0	-	2	9	8		
1981-82	3	2	1	0	-	4	10	10	1	1	0	0	-	2	2	1	2	1	1	0	-	2	8	9		
1982-83	3	2	1	0	-	4	7	5	2	2	0	0	-	4	5	2	1	0	1	0	-	0	2	3		
1983-84	3	2	0	1	-	5	17	8	1	1	0	0	-	2	7	1	2	1	0	1	-	3	10	7		
1984-85	3	2	1	0	-	4	9	4	2	2	0	0	-	4	7	1	1	0	1	0	-	0	2	3		
1985-86	3	1	0	2	-	4	10	5	1	0	0	1	-	1	1	1	2	1	0	1	-	3	9	4		
1986-87	3	2	1	0	-	4	7	8	2	2	0	0	-	4	6	3	1	0	1	0	-	0	1	5		
1987-88	3	2	1	0	-	4	13	12	1	1	0	0	-	2	3	2	2	1	1	0	-	2	10	10		
1988-89	3	2	1	0	-	4	12	11	2	2	0	0	-	4	10	6	1	0	1	0	-	0	2	5		
1989-90	3	1	2	0	-	2	15	13	1	0	1	0	-	0	2	4	2	1	1	0	-	2	13	9		
1990-91	3	2	1	0	-	4	13	8	2	2	0	0	-	4	12	5	1	0	1	0	-	0	1	3		
1991-92	3	0	1	2	-	2	6	7	1	0	0	1	-	1	2	2	2	0	1	1	-	1	4	5		
1992-93	2	2	0	0	-	4	9	6	1	1	0	0	-	2	4	3	1	1	0	0	-	2	5	3		
1993-94	2	0	2	0	-	0	6	8	1	0	1	0	-	0	2	3	1	0	1	0	-	0	4	5		
1994-95	-	-	-	-	-	-	-	-	-	-	-	-	-	-	-	-	-	-	-	-	-	-	-	-		
1995-96	2	1	1	0	-	2	4	7	1	0	1	0	-	0	0	6	1	1	0	0	-	2	4	1		
1996-97	2	2	0	0	-	4	12	7	1	1	0	0	-	2	7	3	1	1	0	0	-	2	5	4		
1997-98	2	1	1	0	-	2	4	5	1	0	1	0	-	0	2	5	1	1	0	0	-	2	2	0		
1998-99	2	0	1	1	-	1	2	4	1	0	0	1	-	1	1	1	1	0	1	0	-	0	1	3		
1999-00	2	0	1	1	0	1	4	7	1	0	0	1	0	1	2	2	1	0	1	0	0	0	2	5		
2000-01	1	0	0	1	0	1	2	2	1	0	0	1	0	1	2	2	-	-	-	-	-	-	-	-		
2001-02	2	2	0	0	0	4	5	3	1	1	0	0	0	2	3	2	1	1	0	0	0	2	2	1		
2002-03	2	1	1	0	0	2	10	9	1	0	1	0	0	0	4	6	1	1	0	0	0	2	6	3		
2003-04	1	1	0	0	0	2	2	1	1	1	0	0	0	2	2	1	-	-	-	-	-	-	-	-		
2004-05	-	-	-	-	-	-	-	-	-	-	-	-	-	-	-	-	-	-	-	-	-	-	-	-		
2005-06	1	0	1	-	0	0	2	5	-	-	-	-	-	-	-	-	1	0	1	-	0	0	2	5		
2006-07	1	1	0	-	0	2	2	0	1	1	0	-	0	2	2	0	-	-	-	-	-	-	-	-		
2007-08	-	-	-	-	-	-	-	-	-	-	-	-	-	-	-	-	-	-	-	-	-	-	-	-		
2008-09	1	1	0	-	0	2	1	0	-	-	-	-	-	-	-	-	1	1	0	-	0	2	1	0		
2009-10	1	0	0	-	1	1	2	3	1	0	0	-	1	1	2	3	-	-	-	-	-	-	-	-		
2010-11	1	1	0	-	0	2	3	1	-	-	-	-	-	-	-	-	1	1	0	-	0	2	3	1		
2011-12	1	0	1	-	0	0	3	4	1	0	1	-	0	0	3	4	-	-	-	-	-	-	-	-		
2012-13	-	-	-	-	-	-	-	-	-	-	-	-	-	-	-	-	-	-	-	-	-	-	-	-		
2013-14	2	1	1	-	0	2	5	7	1	1	0	-	0	2	3	1	1	0	1	-	0	0	2	6		
2014-15	2	0	2	-	0	0	3	7	1	0	1	-	0	0	1	2	1	0	1	-	0	0	2	5		
2015-16	2	1	1	-	0	2	6	4	1	0	1	-	0	0	2	4	1	1	0	-	0	2	4	0		
2016-17	2	2	0	-	0	4	10	6	1	1	0	-	0	2	4	3	1	1	0	-	0	2	6	3		
2017-18	2	1	1	-	0	2	7	9	1	1	0	-	0	2	6	3	1	0	1	-	0	0	1	6		
2018-19	2	0	1	-	1	1	6	10	1	0	1	-	0	0	5	8	1	0	0	-	1	1	1	2		
2019-20	2	1	1	-	0	2	7	9	1	1	0	-	0	2	4	0	1	0	1	-	0	0	3	9		
BOSTON vs. VEGAS																										
2017-18	2	1	1	-	0	2	3	4	1	1	0	-	0	2	2	1	1	0	1	-	0	0	1	3		
2018-19	2	2	0	-	0	4	7	3	1	1	0	-	0	2	4	1	1	1	0	-	0	2	3	2		
2019-20	2	2	0	-	0	4	7	5	1	1	0	-	0	2	3	2	1	1	0	-	0	2	4	3		
BOSTON vs. WASHINGTON																										
1974-75	5	4	0	1	-	9	41	10	3	3	0	0	-	6	30	7	2	1	0	1	-	3	11	3		
1975-76	5	4	0	1	-	9	20	14	2	2	0	0	-	4	7	5	3	2	0	1	-	5	13	9		
1976-77	5	4	0	1	-	9	20	12	3	2	0	1	-	5	13	9	2	2	0	0	-	4	7	3		
1977-78	5	4	0	1	-	9	25	10	2	2	0	0	-	4	10	1	3	2	0	1	-	5	15	9		
1978-79	4	3	0	1	-	7	20	10	2	2	0	0	-	4	11	4	2	1	0	1	-	3	9	6		
1979-80																										

YEAR-BY-YEAR SEASON SERIES BY TEAM

KEY:	Overall								Home								Road							
	GP	W	L	T	O	PTS	GF	GA	GP	W	L	T	O	PTS	GF	GA	GP	W	L	T	O	PTS	GF	GA
2007-08	4	2	1	-	1	5	7	12	2	2	0	-	0	4	4	1	2	0	1	-	1	1	3	11
2008-09	4	1	2	-	1	3	8	11	2	1	0	-	1	3	6	6	2	0	2	-	0	0	2	5
2009-10	4	1	2	-	1	3	8	14	2	0	2	-	0	0	2	8	2	1	0	-	1	3	6	6
2010-11	4	3	1	-	0	6	13	9	2	2	0	-	0	4	7	3	2	1	1	-	0	2	6	6
2011-12	4	1	2	-	1	3	12	13	2	0	1	-	1	1	5	7	2	1	1	-	0	2	7	6
2012-13	3	1	0	-	2	4	9	8	1	1	0	-	0	2	4	1	2	0	0	-	2	2	5	7
2013-14	3	2	1	-	0	4	9	6	2	1	1	-	0	2	5	4	1	1	0	-	0	2	4	2
2014-15	3	0	3	-	0	0	0	9	1	0	1	-	0	0	0	4	2	0	2	-	0	0	0	5
2015-16	3	0	2	-	1	1	4	9	2	0	1	-	1	1	3	5	1	0	1	-	0	0	1	4
2016-17	3	0	2	-	1	1	7	12	1	0	1	-	0	0	1	3	2	0	1	-	1	1	6	9
2017-18	3	0	2	-	1	1	8	12	2	0	2	-	0	0	5	8	1	0	0	-	1	1	3	4
2018-19	3	1	2	-	0	2	3	11	1	0	1	-	0	0	2	4	2	1	1	-	0	2	1	7
2019-20	3	1	1	-	1	3	11	9	2	1	0	-	1	3	9	6	1	0	1	-	0	0	2	3
BOSTON vs. WINNIPEG*																								
1999-00	4	3	0	1	0	7	14	9	2	1	0	1	0	3	7	5	2	2	0	0	0	4	7	4
2000-01	4	0	4	0	0	0	13	25	2	0	2	0	0	0	8	15	2	0	2	0	0	0	5	10
2001-02	3	3	0	0	1	7	12	8	2	1	0	0	1	3	6	6	2	2	0	0	0	4	6	2
2002-03	4	3	1	0	0	6	10	9	2	2	0	0	0	4	8	6	2	1	1	0	0	2	2	3
2003-04	4	2	0	1	1	6	17	15	2	1	0	1	0	3	7	6	2	1	0	0	1	3	10	9
2004-05	-	-	-	-	-	-	-	-	-	-	-	-	-	-	-	-	-	-	-	-	-	-	-	-
2005-06	4	2	1	-	1	5	13	13	2	1	0	-	1	3	7	7	2	1	1	-	0	2	6	6
2006-07	4	0	4	-	0	0	8	15	2	0	2	-	0	0	4	6	2	0	2	-	0	0	4	9
2007-08	4	3	1	-	0	6	12	12	2	2	0	-	0	4	7	4	2	1	1	-	0	2	5	8
2008-09	4	4	0	-	0	8	18	10	2	2	0	-	0	4	9	6	2	2	0	-	0	4	9	4
2009-10	4	4	0	-	0	8	18	7	2	2	0	-	0	4	10	4	2	2	0	-	0	4	8	3
2010-11	4	2	1	-	1	5	10	9	2	2	0	-	0	4	7	3	2	0	1	-	1	1	3	6
2011-12	4	2	2	-	0	4	12	11	2	2	0	-	0	4	9	5	2	0	2	-	0	0	6	3
2012-13	3	2	1	-	0	4	6	6	1	1	0	-	0	2	2	1	2	1	1	-	0	2	4	5
2013-14	2	1	0	-	1	3	5	2	1	1	0	-	0	2	4	1	1	0	0	-	1	1	1	2
2014-15	2	1	1	-	0	2	3	3	1	1	0	-	0	2	2	1	1	0	1	-	0	0	1	2
2015-16	2	1	1	-	0	2	8	8	1	0	1	-	0	0	2	6	1	1	0	-	0	2	6	2
2016-17	2	2	0	-	0	4	8	2	1	1	0	-	0	2	4	1	1	1	0	-	0	2	4	1
2017-18	2	1	0	-	1	3	6	6	1	1	0	-	0	2	2	1	1	0	0	-	1	1	4	5
2018-19	2	0	1	-	1	1	6	8	1	0	0	-	1	1	3	4	1	0	1	-	0	0	3	4
2019-20	2	2	0	-	0	4	7	5	1	1	0	-	0	2	5	4	1	1	0	-	0	2	2	1

* - Franchise in Atlanta, 1999-00-2010-11;
Franchise in Winnipeg, 2011-12-Present

DID YOU KNOW ...

The Bruins carry a 16-game win streak vs. the Arizona Coyotes into the 2020-21 season. It is their longest current win streak vs. any opponent. Their last lost to the Coyotes was a 5-2 setback on October 9, 2010 in Prague, Czech Republic.

The longest win streak against one opponent in team history is 17 games vs. the Ottawa Senators from 1992-95.

DID YOU KNOW ...

The Bruins have not yet made a trade with either the Nashville Predators, Vegas Golden Knights or Seattle Kraken. They are the only three franchises to have not yet been a trade partner with Boston.

DID YOU KNOW ...

The Bruins have swept a season series from every NHL franchise. They have never been swept in a series by Philadelphia, Tampa Bay or Vegas.

DID YOU KNOW ...

The 750 games played between the Bruins and Montreal Canadiens are the most between two teams in NHL history. The 2020-21 season is the first in their history that the Bruins will not play a game vs. the Canadiens.



OFF THE ICE

COMMUNICATIONS STAFF



MATTHEW CHMURA

Vice President of Communications & Marketing
Office: 617-624-1913
E-mail: mchmura@bostonbruins.com

* Contact for interview requests for club officers and executives



BRANDON McNELIS

Director of Communications & Content
Office: 617-624-1213
E-mail: bmcnelis@bostonbruins.com

* Contact for interview requests for GM, head coach and players



HEIDI HOLLAND

Director of Publications & Information
Office: 617-624-1909
E-mail: hholland@bostonbruins.com

* Contact for game notes and photo archives



TOM BREWSTER

Communications Manager
Office: 617-624-1935
E-mail: tbrewster@bostonbruins.com



TRAVIS BASCIOTTA

Content Specialist
Office: 617-624-1211
E-mail: tbasciotta@bostonbruins.com

* Contact for interview requests for players



ERIC RUSSO

Digital Content Specialist
Office: 617-624-1934
E-mail: erusso1@bostonbruins.com

* Contact for web and social media requests



MIKE PENHOLLOW

Video Production Manager
Office: 617-624-1991
E-mail: mpenhollow@bostonbruins.com

* Contact for video requests



MICHAEL TOLVO

Content Administrator
Office: 617-624-1967
E-mail: mtolvo@bostonbruins.com



AUSTIN LEWIS

Content Administrator
E-mail: alewis@bostonbruins.com

MEDIA INFORMATION

All media policies are evolving at this time due to restrictions relating to the pandemic.

All information as it is updated will be available on the Bruins media website at
www.bostonbruins.com/media.

Any additional questions that you may have regarding media policies can be directed to Vice President of Communications and Marketing Matthew Chmura.

VOICES OF THE BRUINS



JACK EDWARDS | Television Play-by-Play, NESN

Jack Edwards is in his 16th season as a play-by-play voice for Bruins games on NESN and his 14th season doing both home and road contests. A television veteran of over 30 years, he came to NESN after five years of play-by-play for both ESPN and HDNet broadcasts of NHL games. A graduate of the University of New Hampshire, Edwards began his career doing play-by-play of Wildcats hockey which led to reporter and anchor positions in both radio and television in New Hampshire and Providence. He came to Boston in the 1980s as a sports anchor and reporter at both WCVB-TV 5 and WHDH-TV 7 and also worked as a reporter for ABC's Wide World of Sports and Olympic coverage on both ABC and CBS. He joined ESPN in 1991 as an anchor and reporter for SportsCenter and won an Emmy award for his ESPN reporting. He has also done play-by-play for ESPN's coverage of hockey and soccer, including the 2002 World Cup finals, and the Little League World Series.



ANDY BRICKLEY | Television Color Analyst, NESN

Andy Brickley is in his 21st season of color commentary on the Bruins television airwaves following one season of Bruins commentary for WBZ radio. Following a college hockey career at the University of New Hampshire, he played 14 seasons at both the National Hockey League and minor league levels, including four seasons in a Bruins uniform from 1988-92. He was a member of IHL Turner Cup championship teams with both Denver in 1994-95 and Utah in 1995-96. He retired with NHL career totals of 82 goals and 140 assists for 222 points in 385 NHL games with Philadelphia, Pittsburgh, New Jersey, Boston and Winnipeg. He has also worked with national rightsholders as both a color analyst and reporter during their NHL coverage and has worked on AHL, IHL and college hockey broadcasts in addition to four World Junior Championship tournaments. A native of Melrose, MA, he is a member of both the Melrose High School and University of New Hampshire Halls of Fame.



JUDD SIROTT | Radio Play-by-Play, 98.5 The Sports Hub

Judd Sirott is in his fourth season as the play-by-play voice on Bruins radio. He came to Boston following ten years as host and fill-in play-by-play announcer for the Chicago Blackhawks on WGN AM. He was twice awarded the Illinois Broadcasters Association Silver Dome Award for 'Best Play-by-Play Broadcast' in the Chicago market. He has also called NHL games nationally for HDNet and the NHL Network and also spent six years with the Chicago Cubs broadcast team as a host and play-by-play announcer while with WGN. Prior to joining WGN, he served as play-by-play voice for the Chicago Wolves of the American Hockey League for twelve seasons. The native of Buffalo Grove, Illinois is a graduate of the University of Michigan.



BOB BEERS | Radio Color Analyst, 98.5 The Sports Hub

Bob Beers is in his 24th season as color analyst on Bruins radio. He came to the broadcast booth following an eight-year professional career as a defenseman in the NHL and with minor league affiliates. Drafted by Boston as their tenth pick, 210th overall, in the 1985 NHL Entry Draft, he played three-plus seasons with the Bruins organization before moving on to NHL stops in Tampa Bay, Edmonton and the NY Islanders for four seasons. He returned to the Bruins for the 1996-97 campaign before retiring as a full-time player in August, 1997. He also played parts of two seasons with the Bruins' AHL affiliate in Providence as his radio schedule allowed in both 1998-99 and 1999-2000. Beers has also worked with national NHL radio and television rightsholders during the playoffs.



TD GARDEN



TD Garden, owned and operated by Delaware North, first opened its doors to the public on September 30, 1995. Located in the heart of the City of Boston and convenient to public transportation, TD Garden is an attractive destination for locals and Boston visitors alike.

In the 25 plus years since its opening, New England's premiere sports and entertainment arena hosts approximately 3.5 million people and 200 events annually. It is the proud home of the NHL's Boston Bruins, an original six franchise, and the NBA's storied Boston Celtics. Thanks to these high-profile tenants, TD Garden's rafters house more championship banners than any other professional sports arena in the country.

In addition to world-renowned concerts, sporting events, family shows, wrestling, and ice shows, the arena has played host to countless marquee events, including the Democratic National Convention, NHL All-Star Game, NCAA Frozen Fours, NCAA Women's Final Four, U.S. Gymnastics Olympic Trials, U.S. Figure Skating Championships and ISU World Figure Skating Championships, among others. TD Garden is proud to continue to attract these types of high caliber events to Boston and, in turn, generate more than \$365 million in direct economic impact to the Greater Boston region over the last 20 years.

TD Garden's parent company, Delaware North, continues to be committed to reinvesting in TD Garden and making the arena the high-water mark for best in class arenas in both experience and service. Charlie Jacobs, CEO of Delaware North's Boston Holdings, along with TD Garden president Amy Latimer, has spearheaded a privately financed, multi-million arena-wide upgrade to TD Garden that has taken place over the past several off-seasons. This comprehensive renovation focused on bringing all aspects of fan experience to the next level, from redesigned concourses and concessions, to a new ProShop and technology overhaul.

Extending the guest experience beyond the four walls of TD Garden is paramount to its leadership, which is why Delaware North and Boston Properties broke ground on a joint venture project called The Hub on Causeway in 2016. The Hub on Causeway a 1.5-million square foot mixed-use project that is being constructed on the 2.5-acre site of the original Boston Garden. This transit-oriented development, featuring a new, main entrance, expansion of the arena, retail, office space, hotel, and residential building, is a significant investment that will bring substantial improvements to North Station, create major economic impact for the area and strengthen the viability of this important district in the City of Boston.

Additional upgrades to the arena included the unveiling of the Boston Garden Society, formerly known as the Premium Club, which will deliver a new tradition of arena sports and entertainment. The Boston Garden Society will continue to evolve over the next few seasons and will feature several reimagined spaces within the arena, including a private bar, party deck, lounge, restaurant and other upgraded amenities.

TD Garden's all-new, state of the art digital marquee on the exterior of the arena solidifies its place as the 'gateway' to the City. The digital marquee is a 3,000-square foot LED screen that is integrated with the arena's pre-existing exterior lighting elements and providing the public with real time game updates, upcoming event notifications, and amplifies community initiatives that are supported by Garden Neighborhood Charities, TD Garden's philanthropic arm.

Delaware North, owner and operator of TD Garden, is one of the largest privately-held hospitality and food service companies in the world. Founded in 1915 and owned by the Jacobs family for more than 100 years, Delaware North has global operations at high-profile places such as sports and entertainment venues, national and state parks, destination resorts and restaurants, airports, and regional casinos.

PREVIOUS HOME ARENAS

TD Garden is the third building that the Bruins have called home. The Bruins, the first U.S.-based team in the National Hockey League, played their first game on December 1, 1924 as they defeated the Montreal Maroons by a 2-1 score at the Boston Arena. The Boston Arena, built in 1909, was host to boxing, track and figure skating before the Bruins made their debut and the rink would be the Bruins' home for four seasons. Now known as Matthews Arena under its fourth renovation, it is the world's oldest ice hockey arena and stands as part of Northeastern University, whose hockey team it has hosted since 1929.

Boxing promoter Tex Rickard entered the Boston scene in 1928. Rickard had built New York's Madison Square Garden as a boxing venue and the success of the Bruins lured Rickard to Boston. He built Boston Garden as the second of a planned series of Gardens throughout the country, a plan that ended with his death in January, 1929.

The grand new Boston Garden opened on November 17, 1928 and three days later the Bruins played their first game in the building when they hosted the Montreal Canadiens on November 20. They lost that game by a 1-0 score, but their first season in Boston Garden proved a magical one as they won their first Stanley Cup championship in that 1928-29 season.

The greatest players in Bruins and NHL history skated on Boston Garden ice and in all, five Stanley Cup championship banners were raised to its rafters. The Boston Celtics and the NBA were born in 1946 and the Green became the league's premier dynasty over their 49 seasons in Boston Garden with 16 championship titles under that roof.

Boston Garden saw the world's greatest entertainers pass through the doors for 67 years. Music's hottest acts, from the Beatles to U2, took to its stage. Families returned year after year to enjoy the wonders of the Ringling Bros. and Barnum & Bailey Circus, Disney on Ice and the Harlem Globetrotters along with a variety of other shows. Politicians became part of the Boston Garden history as well, as famed orators such as Winston Churchill, Franklin Roosevelt and John F. Kennedy all gave memorable speeches from the building's floor.

The Bruins held "The Last Hurrah" at Boston Garden on September 25, 1995, closing out their 67-year history in the building with grand ceremonies around a pre-season game vs. the Canadiens. The building itself closed its doors to the public for the last time with a nostalgic evening of entertainment on September 29, 1995.

The FleetCenter opened the following evening with a spectacular gala as a new era was ushered in for sports and entertainment in New England. That name stood until March 3, 2005 when TD Banknorth Inc. and Delaware North Companies reached an agreement on a 20-year naming rights partnership to bring the beloved Garden name back to the building. On July 1, 2009 the arena was officially renamed 'TD Garden' as TD Banknorth prepared to re-brand their operations to TD Bank.