BOSTON BRUINS 2014-15 GUIDE & RECORD BOOK

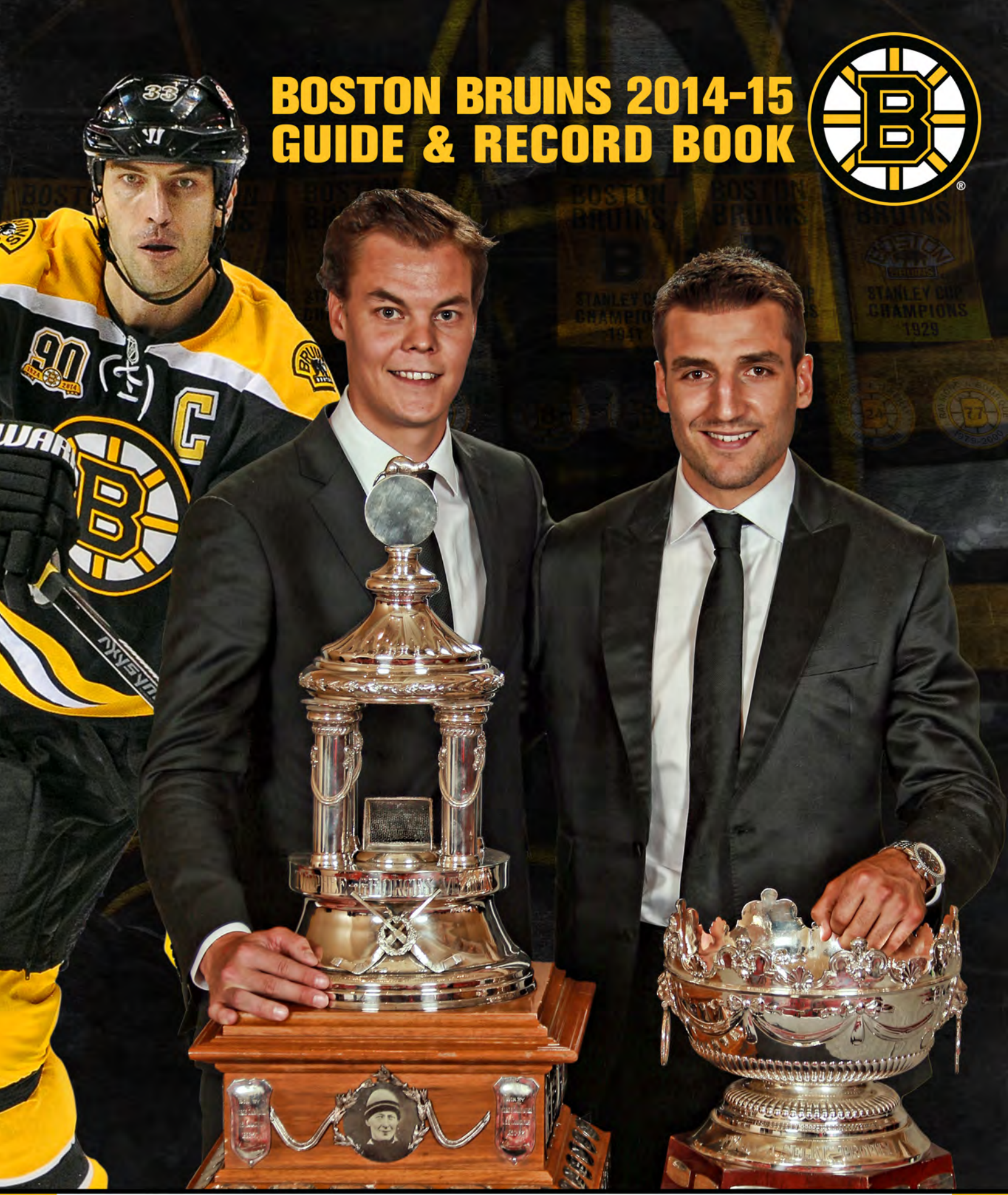

ZDENO CHARA
2013-14 FIRST TEAM ALL-STAR

TUUKKA RASK
2013-14 VEZINA TROPHY
2013-14 FIRST TEAM ALL-STAR

PATRICE BERGERON
2013-14 SELKE TROPHY
2013-14 NHL FOUNDATION PLAYER AWARD

BOSTON BRUINS | 2014-15 SCHEDULE

OCTOBER

SUN	MON	TUE	WED	THU	FRI	SAT
28	29	NYI 7:00 PRE 30	1	2	NYI 7:30 PRE 3	DET 5:30 PRE 4
5	6	7	PHI 7:30 NBCS 8	DET 7:30 N 9	10	WSH 7:00 N 11
12	COL 1:00 N 13	14	DET 8:00 NBCS 15	MTL 7:30 N 16	17	BUF 7:00 N 18
19	20	SJS 7:00 N 21	22	NYI 7:00 N 23	24	TOR 7:00 N 25
26	27	MIN 7:00 N 28	29	BUF 7:00 N 30	31	

NOVEMBER

SUN	MON	TUE	WED	THU	FRI	SAT
						OTT 7:00 N 1
2	3	FLA 7:00 N 4	5	EDM 7:00 N 6	7	8
9	NJD 7:00 N 10	11	TOR 8:00 NBCS 12	MTL 7:30 N 13	14	CAR 1:00 N 15
16	17	STL 7:00 N 18	19	20	CBJ 7:00 N 21	MTL 7:00 N 22
23 / 30	PIT 7:00 N 24	25	26	27	WPG 7:00 N 28	29

DECEMBER

SUN	MON	TUE	WED	THU	FRI	SAT
	ANA 10:00 N 1	LAK 10:30 N 2	3	SJS 10:30 N 4	5	ARI 8:00 N 6
7	8	9	10	CHI 7:00 N 11	12	OTT 1:00 N 13
14	15	NSH 8:00 N 16	MIN 8:00 NBCS 17	18	WPG 8:00 N 19	20
BUF 7:00 N 21	22	NSH 7:00 N 23	24	25	26	CBJ 7:00 N 27
28	DET 7:00 N 29	30	TOR 7:00 N 31			

JANUARY

SUN	MON	TUE	WED	THU	FRI	SAT
				1	2	OTT 1:00 N 3
CAR 1:00 N 4	5	6	PIT 8:00 NBCS 7	NJD 7:00 N 8	9	PHI 1:00 N 10
11	12	TBL 7:00 N 13	14	NYR 7:00 N 15	16	CBJ 7:00 N 17
18	19	DAL 8:30 N 20	COL 10:00 N 21	22	23	24
★ ASG 25	26	27	28	NYI 7:00 N 29	30	LAK 7:00 N 31

FEBRUARY

SUN	MON	TUE	WED	THU	FRI	SAT
1	2	3	NYR 8:00 NBCS 4	5	6	NYI 7:00 N 7
MTL 7:30 NBCS 8	9	DAL 7:00 N 10	11	12	VAN 10:00 N 13	14
15	CGY 9:00 N 16	17	EDM 10:00 N 18	19	STL 8:00 N 20	21
CHI 3:00 NBC 22	23	VAN 7:00 N 24	25	26	NJD 7:00 N 27	ARI 5:30 N 28

MARCH

SUN	MON	TUE	WED	THU	FRI	SAT
1	2	3	4	CGY 7:00 N 5	6	PHI 1:00 N 7
DET 7:30 NBCS 8	9	OTT 7:30 N 10	11	TBL 7:00 N 12	13	PIT 1:00 N 14
WSH 7:30 NBCS 15	16	BUF 7:30 NBCS 17	18	OTT 7:30 N 19	20	FLA 7:00 N 21
TBL 5:00 N 22	23	24	25	ANA 7:00 N 26	27	NYR 1:00 N 28
CAR 5:00 N 29	30	FLA 7:00 N 31				

APRIL

SUN	MON	TUE	WED	THU	FRI	SAT
			1	DET 7:30 N 2	3	TOR 7:00 N 4
5	6	7	WSH 8:00 NBCS 8	FLA 7:30 N 9	10	TBL 7:30 N 11

BOSTONBRUINS.COM

617.624.BEAR(2327)

N – NESN | NBCS – NBC SPORTS NETWORK | NBC – NBC TV

HOME | AWAY

All start times are ET and subject to change. All games can be heard on 98.5 The Sports Hub. Check your local listings for TV broadcast information. Visit BostonBruins.com for the most up-to-date information. ©Boston Professional Hockey Association, Inc. ©NHL.

TABLE OF CONTENTS

Table of Contents 1
Club Directory 2

OWNERSHIP & EXECUTIVE
Jeremy M. Jacobs 4
Charlie Jacobs 5
Cam Neely 6
Harry Sinden 7

HOCKEY OPERATIONS
Peter Chiarelli 10
Don Sweeney 11
Scott Bradley 11
John Ferguson 12
Keith Gretzky 12
Scott Fitzgerald 13
Ryan Nadeau 13
Support Staff 13
Scouting Staff 14
Claude Julien 15
Doug Houda 16
Doug Jarvis 16
Joe Sacco 16
Bob Essensa 17
John Whitesides 17
Jay Pandolfo 17
Training Staff 18
Equipment Staff 18

THE PLAYERS
2014-15 Roster 20
Bartkowski, Matt 21
Bergeron, Patrice 22-23
Boychuk, Johnny 24-25
Breen, Chris 26
Camara, Anthony 27
Campbell, Gregory 28-29
Caron, Jordan 30
Casto, Chris 31
Chara, Zdeno 32-34
Cross, Tommy 35
Cunningham, Craig 36
Eriksson, Loui 37-38
Fallstrom, Alexander 39
Ferlin, Brian 40
Flick, Rob 41
Florek, Justin 42
Fraser, Matt 43
Griffith, Seth 44
Hamilton, Dougie 45
Kelly, Chris 46-47
Khokhlachev, Alexander 48
Knight, Jared 49
Krejci, David 50-51
Krug, Torey 52-53
Lindblad, Matt 54
Lucic, Milan 55-56
Marchand, Brad 57-58
McQuaid, Adam 59-60
Miller, Kevan 61
Morrison, Adam 62
Morrow, Joe 63
Paille, Daniel 64-65
Randell, Tyler 66
Rask, Tuukka 67-68
Robins, Bobby 69
Savard, Marc 70-71
Seidenberg, Dennis 72-73
Sexton, Ben 74
Smith, Jeremy 75
Smith, Reilly 76
Söderberg, Carl 77
Spooner, Ryan 78
Subban, Malcolm 79
Svedberg, Niklas 80
Trotman, Zach 81
Warsofsky, David 82
In The System 83-86
Minor League Affiliates 87-89

2013-14 SEASON IN REVIEW
Regular Season Scoring 92
Playoff Scoring 93
Game-by-Game Results 94-96
Season Notables 97
Season Series vs. NHL Teams 98-126
Playoff Series 127-128
Final NHL Standings 129
Stanley Cup Trail 130
NHL Trophy Winners 131

REGULAR SEASON RECORDS
Year-by-Year, Overall 134-135
Year-by-Year, Home & Road 135-136
Year-by-Year Leading Scorers 137-138
50-Goal, 100-Point Scorers 138
Longest Goal & Point Streaks 138
Bests & Worsts 139-142
Penalty Shots For 143
Penalty Shots Against 144
Shootout Records 145-146
Team Records 147
Individual Records 147-148
All-Time Game-by-Game Results, Notables & Scoring 149-199
The Last Time 199

PLAYOFF RECORDS
Year-by-Year Records 202
Playoff Series Summaries 203
All-Time vs. NHL Teams 204
Team Records 205-206
Individual Records 206-207
Top Ten Category Leaders 207
Comebacks & Blown Leads 208
Penalty Shots For & Against 208
Stanley Cup Championship Teams 208
Overtime Records & Victories 209-210
Overtime Defeats 210-211
Longest/Shortest Overtimes 211
Hat Tricks For & Against 212
Shutouts For 213
Shutouts Against 214
All-Time Game-by-Game Results, Notables & Scoring 215-228
The Last Time 228

HISTORY
Presidents, General Managers, Coaches & Captains 230
All-Time Top 20 Scorers 231
Lifetime Leaders 231
Lifetime Leaders by Position 232
Lifetime Leaders by Country of Birth 233
Bruins Father & Son Combinations 233
Bruins Brother Combinations 233
Bruins All-Stars 234
Bruins in the Hall of Fame 235
Bruins Honored Numbers 236-237
Bruins NHL Trophy Winners 238
Bruins Team Trophy Winners 239-240
John Carlton Memorial Trophies 240
All-Time Roster & Statistics 241-261
All-Time Goaltenders & Statistics 262
All-Time Coaching Records 263-264
All-Time Sweater Numbers 265-266
All-Time Trade Register 267-271
All-Time Draft Selections 272-273

VS. THE NHL
NHL Club Directories & Bruins Lifetime vs. NHL Teams 276-304
Year-by-Year Season Series by Team 305-319

OFF THE ICE
Business Operations Executives 322
Communications Staff 323
Media Information 324-325
On the Air with the Bruins 326
Additional Bruins Staff 327
TD Garden 328

BOSTON BRUINS
2014-2015
Official Guide & Record Book

Editor
Heidi Holland

Photographers
Steve Babineau, Brian Babineau, Getty Images

Graphic Design
Jason Petrie

CLUB DIRECTORY

OWNERSHIP

Owner & Governor, Boston Bruins;
Chairman, NHL Board of Governors ..... Jeremy M. Jacobs
Principal, Boston Bruins ..... Charlie Jacobs
Alternate Governors ..... Charlie Jacobs, Jeremy Jacobs, Jr., Louis Jacobs, Harry Sinden, Peter Chiarelli, Cam Neely
Senior Advisor to the Owner ..... Harry Sinden

EXECUTIVE

President ..... Cam Neely
Senior Vice President, Sales ..... Glen Thornborough
Vice President, Finance ..... Jim Bednarek
Vice President, Marketing ..... Jen Compton
Vice President, Communications & Content ..... Matthew Chmura
Vice President, Corporate Partnerships ..... Chris Johnson
Vice President, Premium Sales & Service ..... Leah Leahy
Director of Administration ..... Dale Hamilton-Powers
Executive Assistants ..... Rita Brandano, Maria Poirier, Keryn Connelly
Administrative Assistant ..... Karen Ondo

HOCKEY OPERATIONS

General Manager ..... Peter Chiarelli
Assistant General Managers ..... Don Sweeney, Scott Bradley
Executive Director of Player Personnel ..... John Ferguson
Director of Amateur Scouting ..... Keith Gretzky
Assistant Director of Amateur Scouting ..... Scott Fitzgerald
Scouting Staff ..... P. J. Axelsson, Mike Chiarelli, Adam Creighton, Jukka Holtari, Denis LeBlanc, Dean Malkoc, Mike McGraw, Tom McVie, Blair Reid, Keith Sullivan, Svenake Svensson
Director of Hockey Operations/Analytics ..... Ryan Nadeau
Team Travel and Services Coordinator ..... Whitney Delorey
Team Road Services Coordinator ..... John Bucyk

COACHING

Head Coach ..... Claude Julien
Assistant Coaches ..... Doug Houda, Doug Jarvis, Joe Sacco
Goaltending Coach ..... Bob Essensa
Development Coach ..... Jay Pandolfo
Video Analyst ..... Jeremy Rogalski

MEDICAL, TRAINING and EQUIPMENT

Strength & Conditioning Coach ..... John Whitesides
Athletic Trainer ..... Don DelNegro
Physical Therapist ..... Scott Waugh
Assistant Athletic Trainer & Massage Therapist ..... Derek Repucci
Equipment Manager ..... Keith Robinson
Assistant Equipment Managers ..... Jim "Beets" Johnson, Matt Falconer
Head Team Physician/Orthopedist ..... Dr. Peter Asnis
Team Internist ..... Dr. David Judge

COMMUNICATIONS

Director of Communications & Content ..... Eric Tosi
Director of Publications & Information ..... Heidi Holland
Digital Content Specialist ..... Caryn Switaj
Communications Specialist ..... Erika Wentzell
Content Specialist ..... Brandon McNelis
Content Administrator ..... Jessica Isner
Web Video Producer ..... TBA
Communications Graduate Assistant ..... Zach Guerette

MARKETING and COMMUNITY RELATIONS

Director of Marketing ..... Chris DiPierro
Director of Community Relations ..... Kerry Collins
Director of Interactive ..... Darrell Wood
Digital Content Producer ..... Michael Berger
Creative Marketing Manager ..... Brandon Anthony
Youth Hockey Development Manager ..... Mike Dargin
Marketing Coordinator ..... Renee Riva
Marketing Activation Coordinator ..... Andrea Mazzarelli
Community Relations Coordinator ..... Ashley Hansen
Digital Marketing Specialist ..... Liz Rosenthal
Graphic Designer ..... Jason Petrie
Associate Graphic Designer ..... Carley Johnson

BOSTON BRUINS FOUNDATION and ALUMNI OFFICE

Executive Director, Boston Bruins Foundation ..... Bob Sweeney
Boston Bruins Foundation Manager ..... Shannon Murphy
Boston Bruins Foundation Coordinator ..... Zack Fitzgerald
Boston Bruins Alumni Coordinator ..... Karen Wonoski

SALES, FAN RELATIONS and RETAIL

Client Services Manager, The Premium Club ..... Tamala Levin
Director of Ticket Sales ..... Mark Rodrigues
Retail Director ..... Lauma Cerlins
Business Analyst ..... Mark Steffan
Ticket Sales Manager ..... Chad Cardinal
Fan Relations Manager ..... John Cadigan
Season Sales Account Executives ..... Matt Gulley, Kevin Stone, Tina Zettel
Group Sales Account Executives ..... Rachel Hansen, Jacob Levine
Fan Relations Representatives ..... Keith Ricci, Greg Sbardella, Erin Silva, Tamara Tierney, Richard Yutkins

FINANCE, LEGAL, HUMAN RESOURCES and BOX OFFICE

Controller ..... Rick McGlinchey
Staff Accountant ..... Linda Bartlett
Accounting Manager ..... Sean Sullivan
Accounting Coordinator ..... Rick McGlinchey, Jr.
Payroll & Benefits Manager ..... Botin Bou-James
Assistant General Counsel ..... Matt Reece
Legal Assistant ..... Binnie Hundley
Director of Human Resources ..... Shauna K. Gilhooly
Human Resources Manager ..... Kate Green
Human Resources Generalist ..... Sarah Dahlstedt
Director of Box Office ..... Ricky Casady
Assistant Director of Ticket Operations ..... Jim Foley
Assistant Box Office Manager ..... Courtney McNeice
Ticket Office Receptionist ..... Jo-Ann Connolly-White

MISCELLANEOUS

Arena ..... TD Garden (capacity 17,565)
Colors ..... Black and Gold
TV Rightsholder ..... New England Sports Network (NESN) Jack Edwards (play-by-play) and Andy Brickley (analyst); Guerin Austin (reporter); Dale Arnold (studio host)
Radio Rightsholder ..... 98.5 The Sports Hub (CBS Radio Boston, 98.5 FM) Dave Goucher (play-by-play) and Bob Beers (analyst)

OWNERSHIP & EXECUTIVE

JEREMY M. JACOBS

OWNER, BOSTON BRUINS | CHAIRMAN, NHL BOARD OF GOVERNORS

Jeremy M. Jacobs is the owner of the Boston Bruins and Chairman & CEO of Delaware North Companies, one of the world's leading hospitality and food service companies.

Mr. Jacobs is in his 40th year of ownership of the Boston Bruins and is one of the most respected sports business leaders in the world. The team was honored by the Sports Business Journal in 2012 with their prestigious Sports Team of the Year award.

What he termed his "greatest accomplishment" came when he went on the ice in Vancouver on June 15, 2011 to join in the celebrations as his Bruins won the Stanley Cup and fulfilled his dream of bringing an NHL championship to the city of Boston. He is determined to repeat that experience and has given his hockey leadership group all of the resources necessary to reach that goal.

He has served as Chairman of the NHL Board of Governors since 2007 and serves on its Executive Committee. He is frequently cited as one of the most influential people in sports business.

An avid sportsman, his ownership of the Bruins continues a family tradition at the helm of a sports franchise–including ownership of minor league baseball and hockey teams. He was inducted into the Western New York Sports Hall of Fame in 2006.

He has been at the helm of Delaware North for more than forty years, leading it to its ranking as one of the largest and most admired privately held companies in North America with $3 billion in revenue and 60,000 associates serving half a billion customers on three continents.

The company's operations include global sports stadia and arenas, worldwide airports, destination resorts, national and state parks and gaming and entertainment venues. The company's locations range from Kennedy Space Center and Yosemite National Park to London's Wembley Stadium and the Australian Open.

A leading advocate for tourism in the United States, Mr. Jacobs served for several terms on the U.S. Travel and Tourism Advisory Board, appointed by the Secretary of Commerce and the White House.

Mr. Jacobs is extensively involved in numerous charitable efforts. He was awarded the St. Jude Award for Inspiration in Sports at the 2013 Global Sports Summit.

An alumnus of the University of Buffalo's School of Management and the Harvard School of Business Advanced Management Program, he holds honorary doctorates from the University at Buffalo, Canisius College and Johnson and Wales University.





CHARLIE JACOBS

PRINCIPAL AND ALTERNATE GOVERNOR

Charlie Jacobs is in his 13th season in Boston as Principal of Delaware North Companies, Inc. and the Boston Bruins. A member of the senior leadership team for all of Delaware North Companies' global operations, he guides the strategic efforts for the family and company holdings in Boston, including the family's community involvement through the Boston Bruins Foundation.

He is currently spearheading the two-year $70 million privately financed project that will see a complete renovation of the levels four and seven concourses of TD Garden and technology upgrades as well as a new Pro Shop, all of which are designed to set the industry standard for a fan's experience in the arena. That is in addition to his involvement in the mixed-use development project that Delaware North Companies has proposed for the former Boston Garden site.

It was under his leadership that the team's current management group has been assembled and it was a tribute to his stewardship when the Bruins were named as the *Sports Business Journal*'s 2012 Sports Team of the Year based on the criteria of "excellence, growth, creativity, innovation, sound planning, implementation and outcomes".

Jacobs also serves the Bruins as Alternate Governor on the NHL's Board of Governors, a position he has held since 2000. He is a Board member of both the New England Sports Network (NESN) and Total Media Group in San Francisco, a company for which he formerly served as President and CEO.

He is involved in a number of philanthropic causes in the New England area. Jacobs was instrumental in the creation of the Boston Bruins Foundation, whose mission is to assist charitable organizations that demonstrate a strong commitment to enhancing the quality of life for children in the community, and he serves as President of the Foundation.

He is also a member of the Boards of Directors for Ellis Memorial & Eldredge House, Inc., and The New England Sports Museum.

An avid sports fan, Jacobs is an accomplished equestrian and has served on the United States Equestrian Team. The graduate of Boston College also enjoys show-jumping and playing hockey in his spare time.

Jacobs and his wife Kim have a deep commitment to charitable endeavors and work with, among others, the Dana Farber Cancer Institute, Boston's Children's Hospital, Bridge Over Troubled Waters, and the Cardinal Cushing School.

They have three children.



CAM NEELY

PRESIDENT AND ALTERNATE GOVERNOR

Cam Neely is in his fifth season as President of the Bruins, as on June 16, 2010 he became just the eighth man to hold that position in the history of the franchise.

He oversees all of the club's hockey and business operations and his goal from the start has been that the Bruins be at the forefront of setting industry standards in all areas of operation.

A prime example of that mandate came with the club's July, 2014 announcement of a letter of intent for a long-term lease in a new hockey rink in the Boston Landing development in Boston's Allston-Brighton neighborhood. That project, slated to begin in Spring, 2015 and be completed by Fall, 2016, will establish a new practice facility for the team and include ice time in addition to approximately 25,000 square feet of dedicated locker room, training and office space.

Neely assumed his current position in his fourth season in the team's front office, as he returned to the organization in September, 2007 as a Vice President. He also serves as an Alternate Governor of the club. It was under his leadership that the Bruins were honored as the *Sports Business Journal*'s 2012 Sports Team of the Year based on the criteria of "excellence, growth, creativity, innovation, sound planning, implementation and outcomes".

No player ever wore a Bruins sweater with more pride than Neely and no one was prouder than he while watching the 2010-11 Bruins squad develop the belief in themselves and each other en route to the Stanley Cup championship. The competitive instinct that fueled him as a player has not left him as an executive and his goal for the organization remains to return the Cup to Boston.

A 1983 first round draft pick of the Vancouver Canucks, Neely came to Boston on his 21st birthday in a June, 1986 trade. His potent blend of offensive talent and a punishing physical presence quickly endeared him to Bruins fans and he became one of the most revered players in team history. He earned four NHL Second-Team All-Star berths in Boston, led the team in goals for seven seasons and in points twice and he still ranks fifth overall on the club's all-time goal list and ninth overall on the team's all-time scoring list. He is the club's all-time leader in playoff goals and ranks seventh overall in team history with 87 career playoff points.

He became just the fifth Bruin in team history to record a 50-goal season when he set a club record for goals by a right wing with 55 in 1989-90 and he was just the second player in team history to record consecutive 50-goal campaigns when he followed that with 51 tallies in 1990-91. His 50 goals in only 44 games in 1993-94 tied as the second-fastest such feat in NHL history and was all the more remarkable because he had missed most of the previous season with thigh and knee injuries. The 1993-94 winner of the Bill Masterton Trophy was forced into retirement by those injuries in September, 1996.

The Bruins retired his number 8 in January 12, 2004 ceremonies and he was elected into the Hockey Hall of Fame in 2005. He was honored with the league's Lester Patrick Award in 2010 for his "outstanding service to hockey in the United States". He currently serves on the Board of Directors of the Hockey Hall of Fame.

His impact on the city of Boston was not confined to the ice, as he has long been actively involved in many charitable efforts. Along with his brother and sisters, he established the Cam Neely Foundation for Cancer Care in 1995 in memory of his parents, Mike and Marlene. In addition to the Neely House, which provides housing and support for families of patients undergoing cancer treatments, the Foundation supports the Neely Cancer Fund, whose initiatives include the Neely Center for Clinical Cancer Research, the Neely Cell Therapy and Collection Center and the Neely Pediatric Bone Marrow Transplant Unit in its mission to fund treatment and research efforts.

Neely and his wife Paulina have two children.



HARRY SINDEN

SENIOR ADVISOR TO THE OWNER AND ALTERNATE GOVERNOR

Harry Sinden has been an integral part of the Bruins organization for over 50 years. He moved into his current role as Senior Advisor to club owner Jeremy Jacobs on August 9, 2006 after 17 seasons as the team President and he is also an Alternate Governor for the team on the NHL's Board of Governors.

Sinden began in the organization in the early 1960s as a player-coach at the minor league level before progressing as a head coach in Boston, as the team's General Manager for 28 seasons and then as President. As a coach and General Manager, he has been part of a Bruins Stanley Cup championship, six Conference titles and ten Division championships and his Boston teams combined for 29 winning seasons. With a 7-4 Boston win at St. Louis on October 17, 1995, he became the first general manager in the history of the NHL to record 1,000 victories and his all-time record as a GM stands at 1170-763-301 for a .591 winning percentage.

Sinden has been a key member of many league committees which bring policy and rule recommendations to the NHL's Board of Governors. The esteem in which he is held in the hockey world was evidenced by his 1983 induction into the Hockey Hall of Fame, as he became the 23rd Bruin enshrined and only the fourth to enter in the Builder's category. In 1997, he was selected as one of the 30 inaugural inductees into the International Ice Hockey Federation Hall of Fame. In 1999, he was honored with the league's Lester Patrick Award acknowledging his "outstanding service to hockey in the United States" and he is also a member of the Board of Directors for the Hockey Hall of Fame.

Sinden was a top amateur player in Canada. A defenseman, he captained his Whitby Dunlops team to the 1957 Allan Cup as Canada's Senior Amateur Champions. That team then captured the 1958 World Championship title with seven straight wins while outscoring their opponents, 82-6, in the tournament. He also won a silver medal with Team Canada in the 1960 Olympics in Squaw Valley.

He began with the Bruins organization in 1960 as a player-coach in Kingston, Ontario. Following a coaching stint in Minneapolis, he became a player-coach in Oklahoma City and in 1965-66 led that club to the CHL championship with eight consecutive victories. He moved to Boston to assume the Bruins head coaching position in 1966-67 and a year later, he led the team into the playoffs for the first time in eight seasons. His four-year career behind the Boston bench reached the pinnacle in 1969-70 with the club's first Stanley Cup in 29 years.

Following a two-year stint in private business, Sinden returned to hockey in 1972 when he was asked to coach Team Canada in the classic series between NHL players and the Soviet Union. In recording one of Canada's supreme sporting triumphs, the team overcame a 1-3-1 series deficit by taking three straight one-goal victories in Moscow. He returned to Boston at the conclusion of that series, becoming the fifth General Manager in Bruins history on October 5, 1972.

Sinden and his wife Eleanor have four daughters.

We both have great checking...

But we'll leave the scoring to the Bruins.

Proud to be the official bank of the Boston Bruins®.

TD Bank

America's Most Convenient Bank®

Member FDIC TD Bank, N.A.

HOCKEY OPERATIONS

PETER CHIARELLI

GENERAL MANAGER AND ALTERNATE GOVERNOR

Peter Chiarelli is in his ninth season as the team's General Manager, becoming just the seventh man in club history to hold that position when he was named to the post on May 26, 2006.

He is in charge of every aspect of the team's hockey operations and also serves the club as an Alternate Governor on the NHL's Board of Governors. He officially began his position in Boston on July 8, 2006.

Chiarelli's vision for the Bruins has from the start involved a team blending youth with experience, speed with physical play and character on and off of the ice. He saw that vision realized with the team's 2011 Stanley Cup championship, as he either re-signed or acquired through draft, trade or free agency every player on the title squad. The club returned to the Stanley Cup Final in 2013 and Chiarelli has continued to position the club as a strong contender for additional banners to be raised to the TD Garden rafters in the coming years.

He is just the third General Manager in team history to bring a Stanley Cup to Boston, joining Art Ross (1929, 1939 and 1941) and Milt Schmidt (1970 and 1972). His moves have enabled the Bruins to be the only team to advance to at least the second round of the playoffs in five of the last six seasons and Boston has the second-most post-season wins over both the last four-year (39 to Los Angeles' 43) and six-year (53 to Chicago's 57) spans.

His overall regular season record as the team's General Manager stands at 345-206-71, a .612 win percentage, and his teams have topped the 100 point plateau on four occasions. That includes the third- and fourth-best seasons in club history with a 116-point campaign in 2008-09 (earning him *The Sporting News* NHL Executive of the Year honors) and last season's 117-point mark with the 54 wins in 2013-14 tying for the second-most single season victories in club annals. Boston's 384 points over the past four regular seasons are the second-highest total in the NHL in that span.

Chiarelli came to the Bruins following seven seasons with the Ottawa Senators, five as their Director of Legal Relations and two as Assistant General Manager. He was involved in all aspects of that team's hockey operations, including contract research and negotiations, salary arbitration and all player personnel matters. He was also involved in overseeing Ottawa's top developmental affiliate, the Binghamton Senators of the American Hockey League. The Senators had four 100+ point seasons during his tenure, never finished below 94 points and they finished with the League's top record in 2002-03 and the best record in the Eastern Conference in 2005-06 with 113 points in each of those seasons.

A native of Ottawa, Ontario, Chiarelli played four seasons of college hockey at Harvard University, where he served the team as captain. He had 21 goals and 28 assists for 49 points with 70 penalty minutes in 109 career college games and earned his degree in Economics in 1987. He obtained his law degree from the University of Ottawa, was admitted to the Ontario bar in 1993 and spent six years as a lawyer and player agent prior to joining the Senators front office.

In addition to his duties with the Bruins, he also served as an Assistant General Manager for Team Canada as that squad won the Gold Medal at the 2014 Olympic Games.

Chiarelli (pronounced shuh-REH-lee) and his wife Alicia have two children, daughter Talia and son Cameron.

DON SWEENEY

ASSISTANT GENERAL MANAGER

Don Sweeney is in his ninth season in the Bruins front office and is in his sixth year as Assistant General Manager. He joined Peter Chiarelli's staff in June, 2006 as the team's Director of Player Development and was named to the position of Director of Hockey Operations in July, 2007 before being named to his current position.

He oversees the development of the team's drafted prospects at the AHL, junior hockey, college and European levels in addition to having a supervisory role in the day-to-day operations of the hockey department.

His portfolio expanded further on August 27, 2014 when he added the responsibilities of General Manager of Boston's AHL affiliate in Providence and he now oversees all hockey operations for that franchise. He had previously served as Assistant General Manager of the AHL Bruins.

Sweeney organized and ran the team's first off-season Development Camp in July, 2007, bringing the club's top prospects to Boston in advance of the main September training camp. Development camp gives the prospects the opportunity to get to know each other on and off the ice while teaching them the level of dedication and training necessary for them to reach the next stage of their careers. The Development Camp is now an annual event, with the eighth such camp held this past summer.

Drafted by the Bruins as their eighth pick, 166th overall, in the 1984 NHL Entry Draft, he went on to play four seasons of college hockey at Harvard University. He earned both NCAA East All-American and ECAC First Team All-Star honors with the Crimson and played in the 1986 NCAA Finals before graduating with a degree in Economics.

The defenseman played 16 seasons in the National Hockey League, including 15 in a Bruins uniform. He is one of just two defensemen and four players in team history to play over 1,000 games in a Boston sweater and he still ranks third on the team's all-time games played list. He also ranks in the top ten of the club's all-time lists in career goals, assists and points by a defenseman. He played his final NHL season with the Dallas Stars in 2003-04.

Sweeney and his wife Christine have twin sons, Jarrod and Tyler.

SCOTT BRADLEY

ASSISTANT GENERAL MANAGER

Scott Bradley is in his 22nd season in the Bruins organization and this is his first season as Assistant General Manager, as he was named to that position on June 27, 2014.

He serves as an advisor to Peter Chiarelli on all matters pertaining to player evaluation, trades and free agent signings as well as assisting in the oversight of all individuals in their specific duties for the club.

His current role is a continuation of his steady advancement in the Bruins organization. He spent the previous six seasons as Director of Player Personnel for the team, during which he scouted professional and amateur levels for all Bruins personnel, including club prospects and current roster players.

He originally joined Boston's scouting staff on a full-time basis in 1993, at which time he concentrated on those draft-eligible players in the western region of the United States and Canada. He was promoted to the position of Head Scout in 1996 and for eleven seasons he oversaw the club's scouting staff in addition to scouting prospects eligible for the annual Entry Draft. It was under his watch that the club drafted key current players such as Patrice Bergeron, Milan Lucic and David Krejci, all of whom were second round selections. He was named the team's Director of Player Personnel in 2008 and held that position until his current promotion.

The native of British Columbia played part of one season as an American Hockey League goaltender and then coached for five seasons with the Tier II Junior A and Senior AAA League teams in Abbotsford, BC, including an Allan Cup finalist squad in 1989-90.

He served for two seasons as a scout for the WHL's Seattle Thunderbirds prior to joining the Boston organization.

Bradley and his wife Cathy have two children, son Richard and daughter Allison.

JOHN FERGUSON

EXECUTIVE DIRECTOR OF PLAYER PERSONNEL

John Ferguson is in his first season in the Bruins organization, as he joined Peter Chiarelli's staff on June 27, 2014.

As the club's Executive Director of Player Personnel, he scouts at the professional and amateur levels with an eye to adding both prospects and roster players to the team. He also serves as an advisor in evaluating potential trades, signings and other transactions.

The Montreal native brings a wealth of experience to Boston's front office, as he joins the Bruins having run every facet of a hockey operations department. He has previously served for six seasons as the Director of Pro Scouting for the San Jose Sharks (2008-14), four-plus seasons as Vice President and General Manager of the Toronto Maple Leafs (2003-08), and six seasons as Assistant General Manager and Director of Hockey Operations with the St. Louis Blues (1997-2003). He has also been both an amateur and professional scout for the Ottawa Senators.

Ferguson played college hockey at Providence College and was drafted by Montreal as a 12th round selection in the 1985 Entry Draft. He played four seasons at the AHL level before earning his law degree in 1995 and he was a player agent for one season in 1996-97.

He and his wife Stephanie have four children, sons Johnny and Nicholas and daughters Emily and Grace.

KEITH GRETZKY

DIRECTOR OF AMATEUR SCOUTING

Keith Gretzky is in his fourth season in the Bruins organization, his second as the team's Director of Amateur Scouting following two seasons as an amateur scout with the club. He oversees the efforts of the team's amateur scouting staff in addition to scouting those North American and European players eligible for the annual NHL Entry Draft.

The Ontario native was a 1985 third round draft pick of the Buffalo Sabres. He played six pro seasons at the AHL, IHL and ECHL level in addition to Europe after his junior career in the Ontario Hockey League. He retired as a player after the 1992-93 season and spent five seasons from 1995-2000 coaching in Bakersfield/WCHL and Asheville/UHL.

He joined the Phoenix Coyotes as an amateur scout in 2001 and after five years in that position, he was named as that club's Director of Amateur scouting. He served from 2006-2011 in that capacity, overseeing all of the team's amateur scouting and running their Entry Draft.

Keith has two children, daughter Kayla and son Dillon.

SCOTT FITZGERALD

ASSISTANT DIRECTOR OF AMATEUR SCOUTING

Scott Fitzgerald is in his ninth season in the Bruins organization and his fourth as Assistant Director of Amateur Scouting.

Based out of Boston, he scouts amateur prospects throughout North America and Europe who are eligible for the annual NHL Entry Draft.

Fitzgerald came to the Bruins in 2006 following seven seasons as an area scout for the Columbus Blue Jackets.

He joined Boston's scouting staff in 2006 and was promoted to his current position in 2010.

He and his wife Stephanie have three children, Nolan, Riley and Shae.

RYAN NADEAU

DIRECTOR OF HOCKEY OPERATIONS/ANALYTICS

Ryan Nadeau is in his 12th season with the Bruins organization, his ninth in the team's hockey operations department and first in the position of Director of Hockey Operations/Analytics.

The Taunton, MA native utilizes statistical and numerical data and tools to supplement scouting efforts and evaluation while continuing to scout college prospects in the United States and other duties in support of the Hockey Operations department.

A 1999 graduate of the University of Massachusetts-Amherst with a degree in Sport Management, he joined the Bruins in 2003 in the club's media relations department and moved into hockey operations in 2006 as Manager of Hockey Administration. After four seasons in that capacity, he was promoted to Director of Hockey Administration and added scouting at the collegiate level to his responsibilities. He was named to his current position on June 27, 2014.

He and his wife Taryn have three children, daughter Finley and sons Kelton and Trevor.

HOCKEY OPERATIONS

SUPPORT STAFF

JOHN BUCYK
Team Road Services Coordinator

WHITNEY DELOREY
Team Travel and Services Coordinator

DALE HAMILTON-POWERS
Director of Administration

JEREMY ROGALSKI
Video Analyst

SCOUTING STAFF

P. J. Axelsson is in his second season with the Bruins organization. Based out of Sweden, he scouts amateur prospects in Europe. He played 797 NHL/Bruins games from 1997-2009 with 103-184=287 career totals. He then returned to Sweden, playing his final five seasons with Frolunda from 2009-13.

Mike Chiarelli is in his seventh season with the Bruins organization. He is based out of Ottawa and scouts amateur prospects in Ontario.

Adam Creighton is in his 14th season in the Bruins organization. He is a professional leagues scout based out of Ontario. He played 708 NHL games over 14 seasons with Buffalo, Chicago, NY Islanders, Tampa Bay and St. Louis.

Jukka Holtari is in his eighth season in the Bruins organization. Based in Finland, he scouts amateur prospects in Europe.

Denis LeBlanc is in his eighth season in the Bruins organization. He is an amateur prospects scout based in Quebec.

Dean Malkoc is in his eighth season in the Bruins organization. He scouts amateur prospects in Western Canada. He played four NHL seasons with Vancouver, Boston (73 games from 1996-97 to 1997-98) and NY Islanders.

Mike McGraw is in his 13th season in the Bruins organization. Based out of Minnesota, he scouts high school and college prospects in the Midwest U.S. as well as the United States Hockey League.

Tom McVie is in his 21st season in the Bruins organization, his 16th in a scouting capacity. Based out of Washington state, he scouts professional leagues on the West coast.

Blair Reid is in his first season in the Bruins organization. Based out of Alberta, he scouts amateur prospects in western Canada.

Keith Sullivan is in his second season in the Bruins organization. Based in Omaha, Nebraska, he scouts amateur prospects in the United States.

Svenake Svensson is in his 24th season in the Bruins organization. Based in Sweden, he scouts throughout Europe.

CLAUDE JULIEN

HEAD COACH

Claude Julien is in his eighth season behind the Boston bench, having been named the 27th head coach in team history on June 21, 2007. Only Detroit's Mike Babcock (ten years) has been behind the bench of his current team longer than Julien.

The Bruins have amassed over 100 points in four of his six full years behind the bench, including the third- and fourth-best regular seasons in team history with 54 wins and 117 points in 2013-14 and 53 victories and 116 points in 2008-09. The Bruins were the top team in the Eastern Conference in each of those seasons and won the President's Trophy with the league's best overall mark in 2013-14.

He won the Jack Adams Trophy as the league's top coach in 2008-09 and also earned NHL Coach of the Year honors from *The Sporting News* that season.

His regular season record in seven years behind the Boston bench stands at 310-165-65 with a .634 win percentage in that span. He currently ranks third all-time on the club's games coached list and is second all-time in Boston coaching wins.

His teams have advanced to the playoffs in each of his years behind the Boston bench and the Bruins are the only team to have gone on to at least second-round play in five of the last six post-seasons. He holds the club career coaching record for playoff games won at 57 and Boston's 53 post-season wins over the last six years ranks second among all NHL teams over that span (Chicago, 57).

The reciprocal respect between he and his players and the belief and trust each has in the other has built throughout his tenure behind the Boston bench and culminated under his tutelage in 2011 with the club's first Stanley Cup championship since 1972 and in 2013 with a return to the Stanley Cup Final.

Julien began his coaching career in 1996 with the Hull Olympiques of the Quebec Major Junior Hockey League and he led that team for four seasons, compiling a 141-109-16 record and .560 win percentage in 266 regular season games. He led Hull to the Memorial Cup championship in 1996-97.

He then moved to the American Hockey League as Montreal tapped him to lead their top affiliate in Hamilton in 2000. He coached the Bulldogs for two-plus seasons with a 98-77-19-11 record and .551 win percentage in 205 AHL games. Hamilton had a 33-6-3-3 record in 45 games in 2002-03 when he was promoted to Montreal in January of that season. He shared the AHL's Coach of the Year honors in 2002-03 and was also selected as head coach of the Planet/USA Team at the AHL All-Star Game.

Julien coached his first full NHL season in 2003-04, leading the Canadiens to their best record in ten years with 93 points. He was named the head coach in New Jersey on June 13, 2006 and he compiled a 47-24-8 record for 102 points and a first place standing in the Atlantic Division in 79 games in 2006-07 before he was replaced behind the Devils bench.

He has coached at the international level, winning a Bronze medal as head coach of Team Canada at the 2000 World Junior Championship and a Silver medal as an assistant coach for Team Canada in the 1999 World Juniors. He served as an assistant coach for Team Canada in the 2006 World Championships in addition to serving in that same capacity for Gold medalist Team Canada at the 2014 Olympic Games in Sochi, Russia.

Julien enjoyed a 12-year professional career as a defenseman at the IHL, CHL, AHL and NHL levels. He played 14 career NHL games with one assist and 25 penalty minutes over two seasons with the Quebec Nordiques in 1984-85 and 1985-86. He had 246 points in 469 career American Hockey League games with Fredericton, Baltimore, Halifax and Moncton.

Julien and his wife Karen have two children, daughter Katryna Chanel and son Zachary.

Season	Team	League	GP	W	L	T	O	PTS	PCT	GP	W	L	PCT
1996-97	Hull Olympiques	QMJHL	70	48	19	3	-	99	.707	14	12	2	.857
1997-98	Hull Olympiques	QMJHL	70	32	37	1	-	65	.464	11	6	5	.545
1998-99	Hull Olympiques	QMJHL	70	23	38	9	-	55	.393	23	15	8	.652
1999-2000	Hull Olympiques	QMJHL	72	42	24	6	-	90	.625	15	9	6	.600
2000-01	Hamilton Bulldogs	AHL	80	28	41	6	5	67	.419	-	-	-	-
2001-02	Hamilton Bulldogs	AHL	80	37	30	10	3	87	.544	15	10	5	.667
2002-03	Hamilton Bulldogs	AHL	45	33	6	3	3	72	.800	-	-	-	-
	Montreal Canadiens	NHL	36	12	16	3	5	32	.444	-	-	-	-
2003-04	Montreal Canadiens	NHL	82	41	30	7	4	93	.567	11	4	7	.364
2005-06	Montreal Canadiens	NHL	41	19	16	-	6	44	.537	-	-	-	-
2006-07	New Jersey Devils	NHL	79	47	24	-	8	102	.646	-	-	-	-
2007-08	Boston Bruins	NHL	82	41	29	-	12	94	.573	7	3	4	.429
2008-09	Boston Bruins	NHL	82	53	19	-	10	116	.707	11	7	4	.636
2009-10	Boston Bruins	NHL	82	39	30	-	13	91	.555	13	7	6	.538
2010-11	Boston Bruins	NHL	82	46	25	-	11	103	.628	25	16	9	.640
2011-12	Boston Bruins	NHL	82	49	29	-	4	102	.622	7	3	4	.429
2012-13	Boston Bruins	NHL	48	28	14	-	6	62	.646	22	14	8	.636
2013-14	Boston Bruins	NHL	82	54	19	-	9	117	.713	12	7	5	.583
	NHL Totals		**778**	**429**	**251**	**10**	**88**	**956**	**.614**	**108**	**61**	**47**	**.565**
	Boston Totals		**540**	**310**	**165**	**-**	**65**	**685**	**.634**	**97**	**57**	**40**	**.588**

DOUG HOUDA

ASSISTANT COACH

Doug Houda is in his ninth season in the Bruins organization as an Assistant Coach of the team.

He came to the Bruins following three seasons as an assistant coach with the Rochester Americans, the American Hockey League affiliate of the Buffalo Sabres. The Amerks had a 125-86-16-13 record over his three seasons as an assistant coach, including a 51-19-4-6 record and a franchise-record of 112 points in 2004-05, which was the top record in the AHL that season.

The Alberta native was drafted by Detroit as their second pick, 28th overall, in the 1984 NHL Entry Draft and the defenseman enjoyed a 15-year career in the National Hockey League. He had 19-63=82 totals and 1,104 PIM in 561 career NHL games with Buffalo, Detroit, Hartford, NY Islanders, Los Angeles and Anaheim.

He also played over 500 games at the AHL level over his 17-year professional playing career. He joined the Amerks' coaching staff upon his retirement as a player in 2003, spending his final playing season as the Rochester captain.

Houda and his wife Shelley have two children, son Kris and daughter Toni.

DOUG JARVIS

ASSISTANT COACH

Doug Jarvis is in his fifth season in the Bruins organization as an Assistant Coach, as he joined Claude Julien's staff on August 4, 2010.

He came to the Bruins with 20 years of coaching experience which followed a 13-year career as an NHL player. The native of Brantford, Ontario has been part of six Stanley Cup championships, having won four as a player with Montreal and two in an assistant coaching capacity with Dallas (1999) and Boston (2011).

Jarvis never missed a game in his NHL career and he still owns the League's iron man record, as he played in 964 consecutive games while scoring 139 goals and 403 points for Montreal, Washington and Hartford. He won the Selke Trophy as the top defensive forward in 1984 and the Masterton Trophy for perseverance and dedication in 1987.

He became an assistant coach with the Minnesota North Stars in 1989 and spent 14 seasons in that organization, moving with the club to Dallas. He left Dallas to assume the head coaching position for Montreal's AHL affiliate in Hamilton in 2003 and was promoted to Montreal as an associate coach in 2005. He served four seasons in that position, including part of the 2005-06 campaign under Claude Julien.

Jarvis and his wife Linda have two children, daughter Laura and son Landry.

JOE SACCO

ASSISTANT COACH

Joe Sacco is in his first season in the Bruins organization as an Assistant Coach, as he was named to Claude Julien's staff on July 24, 2014.

He came to the Bruins with ten years of coaching experience which followed a 13-year NHL playing career. After serving as an assistant coach at the AHL level in both Lowell (2004-05) and Albany (2006-07), he was named head coach of the AHL Lake Erie Monsters in 2007 and served in that capacity until 2009.

He moved to the NHL ranks on June 4, 2009 when he was named as the Head Coach of the Colorado Avalanche. The 2010 Jack Adams Award finalist served in that position for four seasons with a record of 130-134-40 behind the Avalanche bench. He comes to the Bruins following one season as an assistant coach for the Buffalo Sabres in 2013-14.

The native of Medford, MA was a fourth round draft pick of the Toronto Maple Leafs out of Boston University and is a veteran of 738 NHL games with Toronto, Anaheim, NY Islanders, Washington and Philadelphia. He scored 94 goals with 119 assists for 213 points over his 13 NHL seasons.

Sacco and his wife Tammy have three children, sons Joseph and Matthew and daughter Christina.

BOB ESSENSA

GOALTENDING COACH

Bob Essensa is in his 12th season with the Bruins organization since he was named as the club's goaltending coach on September 9, 2003.

Based out of his home in Michigan, Essensa joins the team often during the season to work with the organization's goaltenders both in Boston and in Providence.

Essensa played four seasons of college hockey at Michigan State University from 1983-87, earning CCHA First Team All-Star honors in 1984-85 and a Second Team All-Star berth in 1985-86.

He was drafted by Winnipeg as their fifth pick, 71st overall, in the 1983 NHL Entry Draft and played five-plus seasons in the Jets organization, including a career-best 33-win season in 1992-93.

He played for six NHL teams over a 14-year professional career and played his final NHL season with the Buffalo Sabres in 2001-02. His NHL career record was 173-176-47 with a 3.15 goals against average and 18 shutouts in 446 games with Winnipeg, Detroit, Edmonton, Phoenix, Vancouver and Buffalo.

Essensa and his wife Jeanine have three sons, Josh, Ben and Jake.

JOHN WHITESIDES

STRENGTH AND CONDITIONING COACH

John Whitesides is in his 14th season as the Strength and Conditioning Coach for the Bruins.

In that position, he is responsible for designing and implementing the strength, flexibility, conditioning and testing programs for all players within the Bruins' system. He also designed a website accessible only to current players by which they receive their off-season conditioning programs. In addition, he assists in player rehabilitation after both off- and on-ice injuries.

He came to the Bruins following four years as the assistant strength and conditioning coach for Boston College. He was with the Eagles in 2001 when they won the NCAA men's national hockey championship.

Whitesides is a double graduate of the University of Maine, earning his Bachelor's degree in Health and Physical Education in 1995 and his Master's degree in Exercise Physiology in 1997. He was also a member of the Varsity Football Team.

Whitesides and his wife Virginia are the parents of twins, son John and daughter Jane.

JAY PANDOLFO

DEVELOPMENT COACH

Jay Pandolfo is in his first season in the Bruins organization as Development Coach. In that position, he will aid in the development of players and prospects throughout the Bruins system.

The native of Burlington, MA comes to the Bruins coaching staff following 15 seasons in the NHL with the New Jersey Devils, New York Islanders and Boston Bruins (2012-13) before announcing his retirement in January of 2014.

Pandolfo was drafted by the Devils as their second pick, 32nd overall, in the 1993 NHL Entry Draft and had career NHL totals of 100 goals, 126 assists and 226 points in 899 games. He won Stanley Cups with New Jersey in both 1999-2000 and 2002-03.

The left wing played four years of college hockey at Boston University from 1992-1996 with career college totals of 79 goals and 169 points in 136 games. That included a 38-goal, 67-point season in 40 games as captain in 1995-96 when he was a Hobey Baker Award finalist. He won an NCAA championship with the Terriers in 1994-95.

Pandolfo and his wife Juliane have two children, son Sam and daughter Liv.

HOCKEY OPERATIONS

TRAINING AND EQUIPMENT STAFFS

Don DelNegro is in his 22nd season as the team's **Athletic Trainer**. Prior to joining the Bruins, he served for five years as the Director of Sports Medicine at Williams College in Williamstown, MA. He has also served as the head athletic trainer for the U.S. Olympic Bobsled and Luge teams at the 1992 Olympic Games in Albertville, France; for Team USA at the 2000, 2005 and 2007 World Hockey Championships and as head trainer for the U.S. men's hockey team at the 2006 Olympic Games in Turin, Italy. He holds a Bachelor of Science degree in Athletic Training from Westfield State University, where he is a 2011 inductee into that school's Hall of Fame, a Master of Science degree in the same field from Indiana State University and he was awarded an Honorary Doctorate of Humane Letters from Westfield State University in Spring, 2013.

DelNegro and his wife Claire have a daughter, Renee.

Scott Waugh is in his 17th season as the team's **Physical Therapist**, a position he also held with the club during the 1992-93 season. A 1990 graduate of the University of Lowell with a degree in Physical Therapy/Athletic Training, he has previously worked for Boston College athletics, with the NFL's Atlanta Falcons and the 1991 USA Hockey Olympic training camp. In addition to his duties with the Bruins, he is also presently the Rehabilitation Coordinator for the Boston Red Sox, Clinical Director of Rehabilitation for Mass General Hospital Sports Medicine and is co-owner of Sports and Physical Therapy Associates with 15 centers located around the Greater Boston area.

Scott and his wife Kim have three children, daughter Caitlin and sons Andrew and Matthew.

Derek Repucci is in his ninth season with the team as the **Assistant Athletic Trainer and Massage Therapist**. He is a double graduate of Springfield College, holding a Bachelor's degree in athletic training and a Master's degree in exercise science and sports studies. He was certified in massage therapy by the New Hampshire Institute of Therapeutic Arts. Prior to joining the Bruins, he served as assistant athletic trainer and massage therapist at Duke University, where he also owned and operated an on-campus massage clinic in conjunction with the campus health center and the department of athletics. He has also worked for minor league teams in both baseball and hockey.

Derek and his wife Leigh have a daughter, Julianne.

Keith Robinson is in his 27th season with the Bruins, his fifth as the team's **Equipment Manager.** He began with the team in 1988-89 as a locker room assistant for five seasons before spending the next 17 seasons as an assistant equipment manager for the club. A native of Tewksbury, MA, he graduated from Tewksbury High School in 1987.

Keith and his wife Stephanie have two sons, Kolton and Ty.

Jim "Beets" Johnson is in his fifth season with the Bruins as an **Assistant Equipment Manager**. He came to the Bruins after working for nine seasons in the same capacity with the New York Rangers. That followed two seasons as the head equipment manager for the West Coast Hockey League's Idaho Steelheads. The Minnesota native played four years of college hockey at St. Scholastica College in Duluth, Minnesota and later served for one season as an assistant coach of that team.

He has a son, Parker.

Matt Falconer is in his sixth season with the team as an **Assistant Equipment Manager**, but he has been involved with the organization in several capacities since 2003. He began as a locker room assistant while still in high school, helping the equipment staff at home games. He became an intern in the hockey operations department in 2006 while working toward his Sports Management degree at Newbury College and he was hired as a hockey operations assistant in 2007. He earned his degree in May, 2009 and moved into his current position in August, 2009.

The native of Waltham, MA is single.

THE PLAYERS

2014-15 BOSTON BRUINS ROSTER

Forwards	Hgt	Wgt	Date of Birth	Place of Birth	Pronunciation	
BERGERON, Patrice	6-2	194	July 24, 1985	Ancienne-Lorette, Quebec	pah-TREES	BUHR-zhuhr-ahn
CAMARA, Anthony	6-0	192	September 4, 1993	Toronto, Ontario	AN-thuh-nee	kuh-MAIR-uh
CAMPBELL, Gregory	6-0	197	December 17, 1983	London, Ontario	GREH-guh-ree	KAMP-buhl
CARON, Jordan	6-3	204	November 2, 1990	Sayabec, Quebec	JOHR-dihn	kuh-RAHN
CUNNINGHAM, Craig	5-10	184	September 13, 1990	Trail, British Columbia	KREHG	KUH-nihng-ham
ERIKSSON, Loui	6-2	196	July 17, 1985	Goteborg, Sweden	LOO-ee	AIR-ihk-suhn
FALLSTROM, Alex	6-2	203	September 15, 1990	Goteborg, Sweden	AL-ehks	FAHL-struhm
FERLIN, Brian	6-2	209	June 3, 1992	Jacksonville, Florida	BRIGH-uhn	FUHR-lihn
FLICK, Rob	6-2	208	March 28, 1991	London, Ontario	RAHB	FLIHK
FLOREK, Justin	6-4	199	May 18, 1990	Marquette, Michigan	JUHS-tihn	FLOHR-ehk
FRASER, Matt	6-1	204	May 20, 1990	Red Deer, Alberta	MAT	FRAY-zuhr
GRIFFITH, Seth	5-9	192	January 4, 1993	Wallaceburg, Ontario	SEHTH	GRIH-fihth
KELLY, Chris	6-0	198	November 11, 1980	Toronto, Ontario	KRIHS	KEH-lee
KHOKHLACHEV, Alexander	5-11	184	September 9, 1993	Moscow, Russia	al-eks-AN-dihr	KOH-kluh-chehf
KNIGHT, Jared	5-11	203	January 16, 1992	Battle Creek, Michigan	JEHR-ihd	NIGHT
KREJCI, David	6-0	188	April 28, 1986	Sternberk, Czech Republic	DAY-vihd	KRAY-chee
LINDBLAD, Matt	5-11	193	March 23, 1990	Evanston, Ilinois	MAT	LIHND-blad
LUCIC, Milan	6-3	228	June 7, 1988	Vancouver, British Columbia	MEE-lahn	LOO-cheech
MARCHAND, Brad	5-9	183	May 11, 1988	Halifax, Nova Scotia	BRAD	MAHR-shand
PAILLE, Daniel	6-1	200	April 15, 1984	Welland, Ontario	DAN-yuhl	PIGH-yay
PASTRNAK, David	6-0	170	May 25, 1996	Havirov, Czech Republic	DAY-vihd	PAS-tuhr-nak
RANDELL, Tyler	6-1	197	June 15, 1991	Scarborough, Ontario	TIGH-luhr	RAN-duhl
ROBINS, Bobby	6-1	220	October 17, 1981	Peshtigo, Wisconsin	BAH-bee	RAH-bihnz
SAVARD, Marc	5-10	191	July 17, 1977	Ottawa, Ontario	MAHRK	suh-VAHRD
SEXTON, Ben	5-11	200	June 6, 1991	Ottawa, Ontario	BEHN	SEHKS-tuhn
SMITH, Reilly	6-0	185	April 1, 1991	Toronto, Ontario	RIGH-lee	SMIHTH
SÖDERBERG, Carl	6-3	216	October 12, 1985	Malmo, Sweden	KAHRL	SOH-duhr-buhrg
SPOONER, Ryan	5-11	181	January 30, 1992	Ottawa, Ontario	RIGH-uhn	SPOO-nihr

Defensemen	Hgt	Wgt	Date of Birth	Place of Birth	Pronunciation	
BARTKOWSKI, Matt	6-1	196	June 4, 1988	Pittsburgh, Pennsylvania	MAT	bahrt-KOW-skee
BOYCHUK, Johnny	6-2	225	January 19, 1984	Edmonton, Alberta	JAH-nee	BOI-chuhk
BREEN, Chris	6-7	224	June 29, 1989	Uxbridge, Ontario	KRIHS	BREEN
CASTO, Chris	6-1	200	December 27, 1991	St. Paul, Minnesota	KRIHS	KAS-toh
CHARA, Zdeno	6-9	255	March 18, 1977	Trencin, Slovakia	zuh-DAY-noh	CHAH-ruh
CROSS, Tommy	6-3	206	September 12, 1989	Hartford, Connecticut	TAH-mee	KRAHS
HAMILTON, Dougie	6-5	199	June 17, 1993	Toronto, Ontario	DUH-gee	HAM-ihl-tuhn
KRUG, Torey	5-9	181	April 12, 1991	Livonia, Michigan	TOHR-ee	KROOG
McQUAID, Adam	6-5	209	October 12, 1986	Charlottetown, Pr. Edw. Isl.	A-duhm	mih-KWAYD
MILLER, Kevan	6-2	210	November 15, 1987	Los Angeles, California	KEH-vihn	MIH-luhr
MORROW, Joe	6-1	204	December 9, 1992	Edmonton, Alberta	JOH	MOHR-oh
SEIDENBERG, Dennis	6-1	210	July 18, 1981	Schwenningen, Germany	DEH-nihs	SIGH-dehn-buhrg
TROTMAN, Zach	6-3	219	August 26, 1990	Carmel, Indiana	ZAK	TRAHT-mihn
WARSOFSKY, David	5-9	170	May 30, 1990	Marshfield, Massachusetts	DAY-vihd	wohr-SAHF-skee

Goaltenders	Hgt	Wgt	Date of Birth	Place of Birth	Pronunciation	
MORRISON, Adam	6-3	192	February 9, 1991	Edmonton, Alberta	A-duhm	MOHR-ih-suhn
RASK, Tuukka	6-2	185	March 10, 1987	Savonlinna, Finland	TOO-kuh	RASK
SMITH, Jeremy	6-0	173	April 13, 1989	Dearborn, Michigan	JAIR-uh-mee	SMIHTH
SUBBAN, Malcolm	6-2	200	December 21, 1993	Toronto, Ontario	MAL-kuhm	SOO-ban
SVEDBERG, Niklas	6-0	176	September 4, 1989	Sollentuna, Sweden	NIHK-lihs	SVEHD-buhrg

43 MATT BARTKOWSKI

DEFENSE | 6'1" | 196 LBS. | SHOOTS LEFT

Born: June 4, 1988 in Pittsburgh, Pennsylvania | Hometown: Pittsburgh, Pennsylvania

CAREER VS. NHL TEAMS

	GP	G	A	PTS	PIM
Anaheim	1	0	0	0	0
Arizona	2	0	0	0	4
Boston	-	-	-	-	-
Buffalo	6	0	2	2	2
Calgary	2	0	0	0	2
Carolina	6	0	2	2	0
Chicago	3	0	1	1	6
Colorado	1	0	0	0	0
Columbus	2	0	0	0	2
Dallas	1	0	0	0	0
Detroit	2	0	1	1	0
Edmonton	2	0	1	1	2
Florida	4	0	2	2	0
Los Angeles	2	0	0	0	2
Minnesota	2	0	1	1	0
Montreal	6	0	1	1	2
Nashville	1	0	1	1	0
New Jersey	3	0	0	0	0
NY Islanders	5	0	0	0	4
NY Rangers	2	0	1	1	0
Ottawa	5	0	3	3	0
Philadelphia	4	0	1	1	0
Pittsburgh	6	0	0	0	4
St. Louis	2	0	0	0	4
San Jose	1	0	0	0	0
Tampa Bay	2	0	1	1	0
Toronto	5	0	1	1	4
Vancouver	2	0	0	0	0
Washington	2	0	1	1	2
Winnipeg	2	0	0	0	0



CAREER: **2013-14:** Played his first full NHL season with career season-highs in games, assists and points ... Had one multiple-point game, a two-assist effort on Nov. 15 at Ottawa which was a career-high for assists and points in a game ... Was a +4 on Mar. 2 vs. NY Rangers ... Did not dress (coach's decision) for 18 games ... Had one assist in eight post-season games, recorded May 10 in game five vs. Montreal ... **2012-13:** Spent most of the season in Providence/AHL where he had 3-21=24 totals with 56 PIM in 56 games with the AHL Bruins ... Recalled to Boston from Mar. 23-Apr. 26, playing 11 games with two assists before returning to Providence on Apr. 26 ... Recorded his first NHL point with an assist on Mar. 31 at Buffalo ... Did not dress (coach's decision) for six games ... Recalled again on May 9 and had 1-1=2 totals in seven post-season games ... Played his first NHL playoff game on May 10, 2013 vs. Toronto ... Scored his first NHL goal/point on May 13, 2013 and recorded his first NHL playoff assist on May 19, 2013 vs. NY Rangers ... Did not dress (coach's decision) for 11 playoff games ... **2011-12:** Began the season in Boston, playing three scoreless games before his Oct. 20 assignment to Providence/AHL ... Spent the remainder of the year with the AHL Bruins with 3-19=22 totals in 50 games ... **2010-11:** Spent most of the season in Providence where he led club defensemen in scoring with 5-18=23 totals and 42 PIM in 69 AHL Bruins games ... Was recalled to Boston on three occasions - from Jan. 9-11 (0-0=0 totals in one game; did not dress for one game); Jan. 14-16 (0-0=0 totals in one game); and Mar. 4-12 (0-0=0 totals in four games) ... Played his first NHL game on Jan. 10 at Pittsburgh and his first three NHL games were played vs. his hometown Penguins before he played his fourth game in Montreal ... Was named Providence's Best Defenseman as voted by his teammates in their end of season awards ... Was recalled again to Boston for the playoff run, but did not play a post-season game ... **College:** Played two seasons of college hockey at Ohio State University with 11-27=38 totals and 145 penalty minutes in 80 career college games ... Had 5-15=20 totals in 41 games during his freshman season in 2008-09 and was named to the CCHA's All-Rookie Team that season, becoming the first Buckeye defenseman named to the team in ten years ... Was voted the team's Most Valuable Freshman and Best Defensive Player as well ... **Juniors:** Played two seasons in the USHL with the Lincoln Stars with 7-43=50 totals and 230 PIM in 117 regular season games and 1-4=5 totals and 12 PIM in 11 playoff contests ... Earned First Team All-League and All-Star honors in 2007-08.

TRANSACTIONS: Florida's fifth pick (seventh round), 190th overall, in the 2008 NHL Entry Draft ... Traded to Boston by Florida with Dennis Seidenberg for Byron Bitz, Craig Weller and Tampa Bay's 2010 second round draft pick (Alexander Petrovic), Mar. 3, 2010.

ETC: Full name, Matthew Richard Bartkowski ... Nickname, Bart ... Single ... Was the ninth player in Bruins history to score a playoff goal before scoring a regular season tally when he netted his first in the 2013 post-season.

CONTRACT STATUS: Is in year one of a one-year contract with an NHL cap figure of $1,250,000.

NHL FIRSTS:
Game – Jan. 10, 2011 at Pittsburgh
Goal – May 13, 2013 vs. Toronto (playoffs)
Assist – Mar. 31, 2013 at Buffalo

NHL MULTI-GOAL GAMES: None
NHL MULTI-POINT GAMES: 1

NHL SINGLE-GAME HIGHS:
Goals
None
Assists
2 (Nov. 15, 2013 at Ottawa)
Points
2 (0-2=2, Nov. 15, 2013 at Ottawa)

NHL SINGLE-SEASON HIGHS:
Games – 64 (2013-14)
Goals – None
Assists – 18 (2013-14)
Points – 18 (2013-14)

NHL CAREER-BEST:
Goal Streak
None
Assist Streak
1 (19x; last 0-1=1, Apr. 3, 2014)
Point Streak
1 (19x; last 0-1=1. Apr. 3, 2014)

STATS

			REGULAR SEASON									PLAYOFFS				
Season	**Team**	**League**	**GP**	**G**	**A**	**PTS**	**PIM**	**PP**	**SH**	**GW**	**+/-**	**GP**	**G**	**A**	**PTS**	**PIM**
2006-07	Lincoln Stars	USHL	57	3	6	9	95	-	-	-	-	3	0	0	0	2
2007-08	Lincoln Stars	USHL	60	4	37	41	135	-	-	-	-	8	1	4	5	10
2008-09	Ohio State Univ. Buckeyes	CCHA	41	5	15	20	46	-	-	-	-	-	-	-	-	-
2009-10	Ohio State Univ. Buckeyes	CCHA	39	6	12	18	99	-	-	-	-	-	-	-	-	-
2010-11	Boston Bruins	NHL	6	0	0	0	4	0	0	0	-1	-	-	-	-	-
	Providence Bruins	AHL	69	5	18	23	42	-	-	-	-	-	-	-	-	-
2011-12	Boston Bruins	NHL	3	0	0	0	0	0	0	0	-2	-	-	-	-	-
	Providence Bruins	AHL	50	3	19	22	38	-	-	-	-	-	-	-	-	-
2012-13	Boston Bruins	NHL	11	0	2	2	6	0	0	0	Evn	7	1	1	2	4
	Providence Bruins	AHL	56	3	21	24	56	-	-	-	-	5	0	5	5	4
2013-14	Boston Bruins	NHL	64	0	18	18	30	0	0	0	+22	8	0	1	1	10
	NHL & Boston Totals		**84**	**0**	**20**	**20**	**40**	**0**	**0**	**0**	**+18**	**15**	**1**	**2**	**3**	**14**

37 PATRICE BERGERON

CENTER | 6'2" | 194 LBS. | SHOOTS RIGHT

Born: July 24, 1985 in Ancienne-Lorette, Quebec | Hometown: Quebec City, Quebec



CAREER: Has won one Stanley Cup championship (2011 with Boston) ... Has a 22/66 record in NHL shootouts (8 deciding goals) ... **2013-14:** Reached the 20+ goal mark for the fifth time in his career with his 30 the second-highest season total in his career and tying for the team's goal scoring lead ... Recorded a career season-high 43 penalty minutes and also scored a career season-high seven game-winning goals ... His +38 ranked second in the NHL in plus/minus to teammate David Krejci's +39 ... Ranked third overall in the league with a 58.6% faceoff proficiency but was first among players who took more than 1,000 faceoffs and led the NHL with 1,015 faceoff wins ... Had 15 multiple-point games with his season-highs two three-point nights ... Had a career-best 12-game point streak from Mar. 17-Apr. 8 with 10-6=16 totals in that span ... That included a seven-game goal streak from Mar. 18-30 (eight goals) which tied for the third-longest such streak in club history and was the longest by a Bruin since Cam Neely scored in eight straight games in 1990-91 ... Also had a six-game point streak from Jan. 14-27 with 4-6=10 totals in that stretch ... Played his 600th NHL/Bruins game on Nov. 19 at New York Rangers ... Recorded his 300th NHL assist on Jan. 20 vs. Los Angeles ... Took his first career regular season fighting penalty on Dec. 21 vs. Buffalo's Tyler Myers (previously had two post-season fighting majors) ... Missed two games to injuries (Apr. 10, Apr. 13) ... Had two multiple-point playoff games ... Had a career playoff-best seven-game point streak from Apr. 20-May 6 (3-6=9 totals) which included a six-game assist streak from Apr. 20-May 3 (six assists) ... It was the longest playoff point streak by a Bruin since Adam Oates (nine games) in 1992 ... **2012-13:** Led the NHL in faceoff percentage at 62.1% and ranked sixth overall in the league with a +24 plus/minus rating ... Had eight multiple-point games with his season-high a 1-3=4 effort on Mar. 27 vs. Montreal ... Had a four-game point streak from Feb. 26-Mar. 3 (2-5=7 totals) ... Was plus or even in 37 of his 42 games ... Scored an overtime goal on Feb. 29 vs. Ottawa ... Missed six games with a concussion (Apr. 4-13) ... Led the post-season in faceoff percentage at 61.5% ... Had four multiple-point playoff games including tying his career-high with a 2-1=3 night on May 13 vs. Toronto which included the game-tying goal at 19:09 of the third period and the game-winning score at 6:05 of overtime ... Had a four-game playoff point streak from June 3-12 (3-2=5 totals) ... Scored two overtime goals, on May 13 in game seven vs. Toronto (5-4 win) and on June 5 in game three in Pittsburgh (2-1 win) ... Played 21 games with Lugano in Switzerland during the lockout with 11-18=29 totals ... **2011-12:** Led the NHL in plus/minus at +36 and finished second in faceoff proficiency at 59.3% ... Reached the 20-goal mark for the fourth time in his career, led the team in assists and finished second overall in the club's scoring race ... Had 15 multiple-point games, including five three-point efforts ... Had a seven-game point streak from Oct. 20-Nov. 7 (3-6=9 totals) ... Played his 500th NHL game Jan. 19 at New Jersey and recorded his 400th NHL point in a three-assist effort Apr. 7 vs. Buffalo ... **2010-11:** Finished tenth overall in the NHL with a 56.6% faceoff proficiency ... Had 14 multiple-point games, including his first career hat trick scored Jan. 11 vs. Ottawa ... Had two five-game point streaks, from Jan. 6-13 (6-4=10 totals) and Feb. 15-26 (2-3=5 totals) ... Played his 400th NHL game Dec. 2 vs. Tampa Bay, scored his 100th NHL goal Oct. 28 vs. Toronto, recorded his 200th NHL assist Jan. 10 at Pittsburgh and registered his 300th NHL point with a goal Dec. 23 vs. Atlanta ... Added 6-14=20 totals in 23 playoff games with a 60.2% faceoff proficiency in the post-season ... Scored the Stanley Cup-winning goal with the first of his two goals in the 4-0 game seven win in Vancouver on June 15 ... Had five multiple-point games, including a career post-season high of three assists Apr. 30 in Philadelphia and two two-goal nights ... Had two four-game playoff point streaks, from Apr. 16-23 (2-4=6 totals) and Apr. 27-May 4 (0-6=6 totals) ... Played his 50th NHL playoff game on June 6 in game three of the Final vs. Vancouver ... **2009-10:** Won his second team scoring title, tied with David Krejci in points but with two more goals ... Finished fifth in the NHL in faceoff percentage at 58.0% ... Had 12 multiple-point games with his season-high a four-assist night Nov. 23 in St. Louis ... Had two three-game point streaks, from Nov. 5-10 (2-2=4 totals) and Mar. 23-27 (1-3=4 totals) ... Had an assist on the overtime goal in the 2010 Winter Classic game vs. Philadelphia at Fenway Park on Jan. 1 ... Figured into three of Boston's four overtime goals (2-1=3 totals) ... Missed eight games to injury ... Finished second in the team's post-season scoring race with 4-7=11 totals in 13 games ... Had three multiple-point games, all two-point efforts ... Had a five-game point streak from Apr. 26-May 7 (2-5=7 totals) ... The Bruins won seven of the eight post-season games in which he scored a point ... **2008-09:** Had six multiple-point games with his season-high a 1-2=3 effort Apr. 9 vs. Montreal ... Had a five-game point streak from Feb. 28-Mar. 8 (1-5=6 totals) ... Recorded his 200th NHL/Bruins point in a two-assist effort Nov. 19 vs. Buffalo ... Played his 300th NHL/Bruins game Apr. 2 vs. Ottawa ... Missed 18 games to injury ... Added five assists in 11 playoff games, including a two-assist effort May 12 vs. Carolina ... **2007-08:** Had 3-4=7 totals in ten games when he suffered a concussion and broken nose after being hit into the boards from behind on Oct. 27 vs. Philadelphia ... Missed the remaining 72 games of the season plus the playoffs with the injury ... Had two multiple-point games, both two-point efforts ... Had a three-game assist/point streak from Oct. 12-18 (1-4=5 totals) ... **2006-07:** Established a career season-high in assists (48) ... Had 18 multiple-point games with his season-high a five-assist effort Dec. 19 in Ottawa, which was a career-high for assists and points in a game ... Had a career-best ten-game point streak from Dec. 7-29 (6-11=17 totals) ... Had a nine-game point streak from Nov. 16-Dec. 2 (2-10=12 totals) ... Had a five-game point streak from Nov. 2-11 (3-4=7 totals) ... Factored into four straight game-winning goals from Nov. 11-18, scoring twice (once in overtime), a deciding shootout goal and an overtime assist ... Played his 200th NHL game Jan. 29 vs. NY Rangers ... Recorded his 100th NHL assist Feb. 13 vs. Edmonton ... Missed five games to injury ... **2005-06:** Led the team in goals and points and was second overall in assists ... Set career season-highs in games, goals and points with 31-42=73 totals in 81 games ... Became the youngest player in team history to record a 30-goal season (20 years, 262 days) with his 30th and 31st goals Apr. 13 vs. Montreal (Barry Pederson, 20 years, 335 days in 1981-82) ... Had 22 multiple-point games, including five three-point efforts which matched his previous career game-high and four two-goal games, which matched his previous career game-best ... Had two five-game point streaks, from Dec. 22-30 (1-5=6 totals) and Jan. 24-Feb. 2 (3-6=9 totals) ... Played his 100th NHL game Dec. 7 at Colorado and recorded his 100th NHL point with an assist Mar. 21 vs. Atlanta ... Missed one game with the flu ... **2004-05:** Spent the NHL's lockout season in Providence/AHL, where he finished fourth in the team's scoring race with 21-40=61 totals and 59 PIM in 68 games ... Was the youngest player in the AHL ... Named AHL Player of the Week Nov. 15-21 (3-6=9 totals) ... Had a 2-3=5 effort Nov. 20 vs. Portland ... Added 5-7=12 totals in 16 playoff games as the AHL Bruins advanced to the Eastern Conference Finals ... Played for the Canadian Team in the AHL All-Star Game ... **2003-04:** Was the NHL's youngest player ... Ranked fifth among NHL rookies in both goals and points and ranked fourth in rookie assists ... Had seven multiple-point games with his season-high a 1-2=3 effort Oct. 18 in Los Angeles ... Had a four-game assist/point streak from Oct. 15-21 (1-5=6 totals) ... Played his first NHL game on Oct. 8 vs. New Jersey, recorded his first

37 PATRICE BERGERON

CAREER VS. NHL TEAMS

	GP	G	A	PTS	PIM
Anaheim	9	1	3	4	4
Arizona	10	3	2	5	0
Boston	-	-	-	-	-
Buffalo	51	9	21	30	29
Calgary	9	4	4	8	8
Carolina	30	7	10	17	18
Chicago	10	3	7	10	2
Colorado	9	2	7	9	4
Columbus	10	3	4	7	8
Dallas	10	6	5	11	4
Detroit	12	2	3	5	4
Edmonton	9	2	4	6	6
Florida	36	12	17	29	18
Los Angeles	11	3	8	11	4
Minnesota	8	2	4	6	2
Montreal	51	17	26	43	14
Nashville	8	3	2	5	4
New Jersey	30	10	13	23	2
NY Islanders	30	10	9	19	14
NY Rangers	33	5	8	13	6
Ottawa	51	17	25	42	8
Philadelphia	33	10	14	24	10
Pittsburgh	31	5	19	24	6
St. Louis	7	1	5	6	2
San Jose	9	2	2	4	2
Tampa Bay	34	10	20	30	8
Toronto	48	16	27	43	14
Vancouver	9	2	2	4	0
Washington	32	8	23	31	10
Winnipeg	29	8	18	26	12

NHL point with an assist Oct. 15 in Dallas (game-winning goal) and scored his first NHL goal in a 1-2=3 effort Oct. 18 in Los Angeles ... Played in the Young Stars Game during NHL All-Star weekend with one assist ... Was fourth on the team in playoff scoring, including the overtime goal Apr. 9 in game two ... Missed 11 games with a shoulder injury ... **Juniors:** Played just one full year of junior hockey with Acadie-Bathurst ... Had 23-50=73 totals and 62 PIM in 70 games in 2002-03 and added 15 points in 11 playoff games that season ... **International:** Played for Team Canada in the World Championships in both 2004 (1-0=1 totals and 4 PIM in nine games while winning a Gold medal) and 2006 (second in tournament scoring with 6-8=14 totals and two PIM in nine games) ... Also represented Canada at the 2005 World Junior Championships ... Won a Gold medal at the WJC, was named the tournament's Most Valuable Player and to the All-Tournament Team, and led the tourney in scoring with 5-8=13 totals with 6 PIM in six games ... Won Gold medals with Team Canada in both the 2010 Olympic Games in Vancouver (0-1=1 totals with 2 PIM In 7 games) and the 2014 Olympic Games in Sochi (0-2=2 totals with 4 PIM in 6 games).

AWARDS: Frank J. Selke Trophy (2011-12, 2013-14) ... King Clancy Memorial Trophy (2012-13) ... NHL Foundation Award (2013-14)

TRANSACTIONS: Boston's second pick, 45th overall, in the 2003 NHL Entry Draft.

ETC: Full name, Patrice Bergeron-Cleary ... Nickname, Bergy ... Wife Stephanie ... Was just the 25th member of Canada's Triple-Gold Club as a player who has won a Stanley Cup championship, a World Championship gold medal and an Olympic gold medal ... Is the only player in Team Canada history to play in a World Championship before a World Junior Championship ... His 59.6% faceoff proficiency and +92 plus/minus rating over the past three combined seasons are the league's bests in those categories over that span ... His three career playoff overtime goals tie him with Mel Hill and Terry O'Reilly for the most in club history ... Enters this season in 14th place on the team's all-time scoring list and his 659 games played are second only to Milt Schmidt's 776 among centers in team history.

CONTRACT STATUS: Is in year one of an eight-year contract with an NHL cap figure of $6,500,000.

NHL FIRSTS:
Game – Oct. 8, 2003 vs. New Jersey
Goal – Oct. 18, 2003 at Los Angeles
Assist/Point – Oct. 15, 2003 at Dallas

NHL MULTI-GOAL GAMES: 18
NHL MULTI-POINT GAMES: 119

NHL SINGLE-GAME HIGHS:
Goals
3 (Jan. 11, 2011 vs. Ottawa)
Assists
5 (Dec. 19, 2006 at Ottawa)
Points
5 (0-5=5, Dec. 19, 2006 at Ottawa)

NHL SINGLE-SEASON HIGHS:
Games – 81 (2x; last 2011-12)
Goals – 31 (2005-06)
Assists – 48 (2006-07)
Points – 73 (2005-06)

NHL CAREER-BEST:
Goal Streak
7 (8-0=8, Mar. 18-30, 2014)
Assist Streak
4 (5x; last 0-5=5, Jan. 14-20, 2014)
Point Streak
12 (10-6=16, Mar. 17-Apr. 8, 2014)

STATS

			REGULAR SEASON									PLAYOFFS				
Season	**Team**	**League**	**GP**	**G**	**A**	**PTS**	**PIM**	**PP**	**SH**	**GW**	**+/-**	**GP**	**G**	**A**	**PTS**	**PIM**
2001-02	Acadie-Bathurst Titan	QMJHL	4	0	1	1	0	-	-	-	-	-	-	-	-	-
2002-03	Acadie-Bathurst Titan	QMJHL	70	23	50	73	62	-	-	-	-	11	6	9	15	6
2003-04	Boston Bruins	NHL	71	16	23	39	22	7	0	2	+5	7	1	3	4	0
2004-05	Providence Bruins	AHL	68	21	40	61	59	-	-	-	-	16	5	7	12	4
2005-06	Boston Bruins	NHL	81	31	42	73	22	12	1	6	+3	-	-	-	-	-
2006-07	Boston Bruins	NHL	77	22	48	70	26	14	0	6	-28	-	-	-	-	-
2007-08	Boston Bruins	NHL	10	3	4	7	2	2	0	0	+2	-	-	-	-	-
2008-09	Boston Bruins	NHL	64	8	31	39	16	1	1	1	+2	11	0	5	5	11
2009-10	Boston Bruins	NHL	73	19	33	52	28	0	1	4	+6	13	4	7	11	2
2010-11	Boston Bruins	NHL	80	22	35	57	26	3	2	4	+20	23	6	14	20	28
2011-12	Boston Bruins	NHL	81	22	42	64	20	5	2	3	+36	7	0	2	2	8
2012-13	Lugano	Switz.	21	11	18	29	8	-	-	-	-	-	-	-	-	-
	Boston Bruins	NHL	42	10	22	32	18	2	0	3	+24	22	9	6	15	13
2013-14	Boston Bruins	NHL	80	30	32	62	43	7	1	7	+38	12	3	6	9	4
	NHL & Boston Totals		**659**	**183**	**312**	**495**	**223**	**53**	**8**	**36**	**+108**	**95**	**23**	**43**	**66**	**66**

55 JOHNNY BOYCHUK

DEFENSE | 6'2" | 225 LBS. | SHOOTS RIGHT

Born: January 19, 1984 in Edmonton, Alberta | Hometown: Edmonton, Alberta



CAREER: Has won one Stanley Cup championship (2011 with Boston) ... Has taken one career penalty shot (no goal) ... **2013-14:** Established career season-highs in assists and points and tied his previous season-high in goals ... His +31 rating ranked tied for the seventh-best overall in the NHL and tied for second among all NHL defensemen ... Had one multiple-point game, a 1-1=2 effort on Mar. 8 at Tampa Bay which matched his career-high for points in a game ... Had points in consecutive games on four occasions - Oct. 12-14, Dec. 19-21, Dec. 27-28 and Feb. 4-6 (0-2=2 totals each) ... Played his 300th NHL game on Feb. 26 at Buffalo ... Missed six games to injuries (1-Nov. 2; 2-Dec. 7-8; 3-Mar. 17-21) and did not dress for one game (returned home for birth of twin daughters) ... **2012-13:** Scored his lone goal of the season on his 29th birthday, Jan. 19 vs. the NY Rangers ... Took his first NHL penalty shot on Apr. 10 at New Jersey, unsuccessful vs. Martin Brodeur ... Played his 200th game as a Bruin on Jan. 21 vs. Winnipeg ... Missed three games to injury and did not dress (coach's decision) for one game ... Had one multiple-point playoff game, a 1-1=2 effort on June 3 at Pittsburgh ... Had points in consecutive post-season games twice, May 1-4 (2-0=2 totals) and May 19-21 (2-0=2 totals) ... Played a career-high 41:37 on June 12 in a triple-overtime game in Chicago ... Played 15 games with Salzburg in Austria during the lockout with 2-6=8 totals ... **2011-12:** Ranked eighth overall and third among defensemen in the NHL with a plus/minus rating of +27 ... Equaled his previous career season-high in goals while playing in a career-high 77 games ... Had points in consecutive games on three occasions, including goals in back-to-back contests (Mar. 8-10) for the first time in his career ... Played his 200th NHL game on Mar. 31 at NY Islanders ... Missed five games to illness or injury ... Had 1-2=3 totals in seven playoff games, including his first career multiple-point post-season game with a 1-1=2 effort Apr. 21 vs. Washington ... **2010-11:** Played his first full NHL season ... Recorded his third career multiple-point game with a 1-1=2 night on Mar. 24 vs. Montreal, which matched his career-high for points in a game ... Had a career-best three-game assist and point streak from Oct. 16-21 (0-3=3 totals) ... Played his 100th NHL game Feb. 9 vs. Montreal ... Missed ten games to injury and did not dress for three games (coach's decision) ... Added 3-6=9 totals in 25 playoff games ... Had a three-game playoff point streak from May 4-14 (2-1=3 totals) ... **2009-10:** Had two multiple-point games, both career-highs for assists and points in a game with two assists each Jan. 5 vs. Ottawa and Jan. 16 in Los Angeles ... Had points in consecutive games on four occasions ... Scored his first NHL goal and point on Dec. 5 vs. Toronto and his first NHL assist on Dec. 10 vs. the Maple Leafs ... Had a two-game conditioning stint in Providence/AHL from Dec. 2-5 with 1-0=1 totals in two AHL Bruins games ... Missed five games to injury ... Did not dress for 24 games (coach's decision) ... Had 2-4=6 totals with 6 PIM in 13 post-season games ... Had points in consecutive games twice ... Played his first NHL playoff game Apr. 15 in Buffalo ... Recorded his first NHL playoff point with an assist Apr. 17 at Buffalo ... Scored his first career NHL playoff goal Apr. 23 in Buffalo ... **2008-09:** Spent most of the season in Providence/AHL where he led the team in scoring with 20-46=66 totals and 61 penalty minutes in 78 AHL Bruins games ... Was named the AHL's Eddie Shore Award winner as the outstanding defenseman as voted by coaches, players and media members ... Was also named a First Team AHL All-Star ... Set a Providence club record for points by a defenseman while leading all AHL defensemen in scoring with 66 points in addition to plus/minus at +19 ... Was named the team's MVP as well as Best Defenseman ... Added 3-5=8 totals in 16 AHL post-season games ... Was voted into the starting lineup for the Canadian team at the 2009 AHL All-Star Classic ... Recalled once to Boston from Dec. 1-7 and played his first game as a Bruin Dec. 4 at Tampa Bay ... Did not dress for one Boston game (coach's decision) ... **2007-08:** Spent most of the season in Lake Erie/AHL with 8-18=26 totals and 63 PIM in 60 AHL games ... Was second among that team's defensemen in scoring and led all club blueliners in power play points with 17 ... Recalled twice to Colorado, playing four scoreless games ... Played his first NHL game Jan. 5 vs. NY Islanders ... **2006-07:** Played the season in Albany/AHL where he was second in defenseman scoring with 10-18=28 totals and 125 PIM ... Was the only player to play in all 80 games ... **2005-06:** Spent the season in Lowell/AHL with 6-26=32 totals while playing in a team-high 74 games ... Was third on the team with 73 PIM ... **2004-05:** Played his first pro season with Hershey/AHL ... Had 3-12=15 totals and 69 PIM in 80 games ... Led team defensemen in games played ... **2002-03:** Joined Hershey at the conclusion of his junior season, but did not play in any post-season games with the Bears ... **Juniors:** Played four seasons in the Western Hockey League with Calgary and Moose Jaw ... Had 38-95=133 totals with 307 PIM in 265 career junior games ... Named Calgary's Rookie of the Year in 2000-01 ... Led Moose Jaw in playoff scoring in 2003-04 and was named team playoff MVP ... Was a +25 in 2002-03 ... Won the Hardest Shot competition at the NHL's 2002 Top Prospects Skills Evaluation with a 96 mph blast.

TRANSACTIONS: Colorado's second pick (third round), 61st overall, in the 2002 NHL Entry Draft ... Traded to Boston by Colorado for Matt Hendricks, June 24, 2008.

ETC: Full name, John Paul Boychuk ... Nickname, Boych ... Wife, Sheena; twin daughters Kenzie and Zoey ... Was awarded a penalty shot on Apr. 10, 2013, becoming the first Boston defenseman to take one since Ray Bourque on Mar. 19, 1994 ... His six playoff goals in 2013 were more than he has scored in any one NHL regular season.

CONTRACT STATUS: Is in year three of a three-year contract with an NHL cap figure of $3,366,667.

55 JOHNNY BOYCHUK

CAREER VS. NHL TEAMS

	GP	G	A	PTS	PIM
Anaheim	5	0	0	0	2
Arizona	6	0	1	1	7
Boston	-	-	-	-	-
Buffalo	23	1	4	5	13
Calgary	5	0	1	1	17
Carolina	17	3	4	7	8
Chicago	7	2	4	6	5
Colorado	4	0	1	1	2
Columbus	7	0	2	2	2
Dallas	5	0	0	0	6
Detroit	8	1	2	3	2
Edmonton	4	1	0	1	0
Florida	18	0	0	0	7
Los Angeles	8	0	3	3	8
Minnesota	3	0	0	0	2
Montreal	20	1	3	4	32
Nashville	4	1	1	2	0
New Jersey	13	0	2	2	12
NY Islanders	16	0	2	2	4
NY Rangers	16	1	4	5	2
Ottawa	20	1	7	8	14
Philadelphia	16	1	0	1	33
Pittsburgh	13	0	1	1	2
St. Louis	3	0	2	2	4
San Jose	5	0	0	0	0
Tampa Bay	18	2	3	5	6
Toronto	20	3	3	6	6
Vancouver	5	0	2	2	0
Washington	16	1	3	4	0
Winnipeg	16	0	1	1	2

NHL FIRSTS:
Game – Jan. 5, 2008 vs. NY Islanders
Goal/Point – Dec. 5, 2009 vs. Toronto
Assist – Dec. 10, 2009 vs. Toronto

NHL MULTI-GOAL GAMES: None
NHL MULTI-POINT GAMES: 4

NHL SINGLE-GAME HIGHS:
Goals
1 (19x; last Apr. 5, 2014 vs. Philadelphia)
Assists
2 (2x; last Jan. 16, 2010 at Los Angeles)
Points
2 (4x; last 1-1=2, Mar. 8, 2014 at Tampa Bay)

NHL SINGLE-SEASON HIGHS:
Games – 77 (2011-12)
Goals – 5 (3x; last 2013-14)
Assists – 18 (2013-14)
Points – 23 (2013-14)

NHL CAREER-BEST:
Goal Streak
2 (2-0=2, Mar. 8-10, 2012)
Assist Streak
3 (0-3=3, Oct. 16-21, 2011)
Point Streak
3 (0-3=3, Oct. 16-21, 2011)

STATS

			REGULAR SEASON									PLAYOFFS				
Season	**Team**	**League**	**GP**	**G**	**A**	**PTS**	**PIM**	**PP**	**SH**	**GW**	**+/-**	**GP**	**G**	**A**	**PTS**	**PIM**
2000-01	Calgary Hitmen	WHL	66	4	8	12	61	-	-	-	-	12	1	1	2	17
2001-02	Calgary Hitmen	WHL	70	8	32	40	85	-	-	-	-	7	1	1	2	6
2002-03	Calgary Hitmen	WHL	40	8	18	26	58	-	-	-	-	-	-	-	-	-
	Moose Jaw Warriors	WHL	27	5	17	22	32	-	-	-	-	13	2	6	8	29
2003-04	Moose Jaw Warriors	WHL	62	13	20	33	71	-	-	-	-	10	1	9	10	9
2004-05	Hershey Bears	AHL	80	3	12	15	69	-	-	-	-	-	-	-	-	-
2005-06	Lowell Lock Monsters	AHL	74	6	26	32	73	-	-	-	-	-	-	-	-	-
2006-07	Albany River Rats	AHL	80	10	18	28	125	-	-	-	-	5	1	1	2	4
2007-08	Colorado Avalanche	NHL	4	0	0	0	0	0	0	0	+1	-	-	-	-	-
	Lake Erie Monsters	AHL	60	8	18	26	63	-	-	-	-	-	-	-	-	-
2008-09	Boston Bruins	NHL	1	0	0	0	0	0	0	0	Evn	-	-	-	-	-
	Providence Bruins	AHL	78	20	46	66	61	-	-	-	-	16	3	5	8	19
2009-10	Boston Bruins	NHL	51	5	10	15	43	0	0	0	+10	13	2	4	6	6
	Providence Bruins	AHL	2	1	0	1	0	-	-	-	-	-	-	-	-	-
2010-11	Boston Bruins	NHL	69	3	13	16	45	1	0	1	+15	25	3	6	9	12
2011-12	Boston Bruins	NHL	77	5	10	15	53	0	0	2	+27	7	1	2	3	4
2012-13	Salzburg	Austria	15	2	6	8	2	-	-	-	-	-	-	-	-	-
	Boston Bruins	NHL	44	1	5	6	12	0	0	0	+5	22	6	1	7	10
2013-14	Boston Bruins	NHL	75	5	18	23	45	0	0	1	+31	12	1	1	2	2
	NHL Totals		**321**	**19**	**56**	**75**	**198**	**1**	**0**	**4**	**+89**	**79**	**13**	**14**	**27**	**34**

42 CHRIS BREEN

DEFENSE | 6'7" | 224 LBS. | SHOOTS LEFT

Born: June 29, 1989 in Uxbridge, Ontario | Hometown: Uxbridge, Ontario

CAREER VS. NHL TEAMS

	GP	G	A	PTS	PIM
Anaheim	1	0	0	0	0
Arizona	1	0	0	0	0
Dallas	1	0	0	0	5
Edmonton	1	0	0	0	0
Florida	1	0	0	0	0
Minnesota	1	0	0	0	0
St. Louis	1	0	0	0	0
Tampa Bay	1	0	1	1	0
Vancouver	1	0	1	1	0

CAREER: **2013-14:** Spent most of the season in Abbotsford/AHL with 1-3=4 totals and 29 PIM in 41 games ... Scored his lone AHL goal that season on Mar. 19 at Hamilton and his three assists came in a three-games played span from Oct. 19-Nov. 16 ... Recalled on four occasions to Calgary - from Oct. 20-Nov. 14 (0-0=0 totals in two games), Nov. 25-Jan. 2 (0-0=0 totals in three games), Jan. 26-Feb. 8 (one scoreless game) and Apr. 2-remainder of season (0-2=2 totals in three games) ... Played his first NHL game in his fourth full pro season on Oct. 22 in Phoenix ... Recorded his first NHL point with an assist on the game-winning goal Apr. 3 at Tampa Bay ... Missed time at the start of the season following off-season shoulder surgery and again in October-November with an abdominal strain ... **2012-13:** Had 3-4=7 totals in 60 AHL games in Abbotsford, scoring two of the goals in a four-game span on Nov. 14 and 23 ... Recorded his first pro multiple-point game on Mar. 1 with two assists vs. Houston ... **2011-12:** Had 1-6=7 totals in 70 Abbotsford games, scoring the goal on Dec. 29 vs. Texas ... **2010-11:** Was named Abbotsford's Most Improved Player at season's end ... Enjoyed his best offensive pro season with career-high 4-7=11 totals in a pro career-best 73 games ... Had a three-game point streak from Mar. 18-25 (2-1=3 totals) ... Scored his first professional goal on Nov. 9 vs. Houston ... Seven of his 11 points came in a ten-game stretch from Feb. 26-Mar. 25 ... **2009-10:** Joined Abbotsford/AHL at the conclusion of his junior career and recorded his first professional point with an assist in his first professional game on Apr. 11 in Toronto ... **Juniors:** Played five seasons of junior hockey in the Ontario Hockey League with Saginaw, Erie and Peterborough and had 6-31=37 totals with 196 penalty minutes in 249 career junior games ... His best offensive season came in his final junior year of 2009-10 when he had a combined four goals and ten assists for 14 points between Erie and Peterborough.

TRANSACTIONS: Signed by Calgary as a free agent, May 25, 2010 ... Signed by Boston as a free agent, July 1, 2014.

ETC: Full name, Christopher Frederick Breen ... Nickname, Breener ... Wife, Jamie Lee; daughter Skarlett, son Cullen ... Twitter, @cfbreen.

CONTRACT STATUS: Is in year one of a one-year contract with an NHL cap figure of $600,000.

NHL FIRSTS:
Game – Oct. 22, 2013 at Phoenix
Goal – None
Assist – Apr. 3, 2014 at Tampa Bay

NHL MULTI-GOAL GAMES: None
NHL MULTI-POINT GAMES: None

NHL SINGLE-GAME HIGHS:
Goals
None
Assists
1 (2x; last Apr. 13, 2014 at Vancouver)
Points
1 (2x; last 0-1=1, Apr. 13, 2014 at Vancouver)

NHL SINGLE-SEASON HIGHS:
Games – 9 (2013-14)
Goals – None
Assists – 2 (2013-14)
Points – 2 (2013-14)

NHL CAREER-BEST:
Goal Streak
None
Assist Streak
1 (2x; last 0-1=1, Apr. 13, 2014)
Point Streak
1 (2x; last 0-1=1. Apr. 13, 2014)

STATS

			REGULAR SEASON									PLAYOFFS				
Season	**Team**	**League**	**GP**	**G**	**A**	**PTS**	**PIM**	**PP**	**SH**	**GW**	**+/-**	**GP**	**G**	**A**	**PTS**	**PIM**
2005-06	Saginaw Spirit	OHL	25	0	0	0	10	-	-	-	-	-	-	-	-	-
2006-07	Saginaw Spirit	OHL	39	1	2	3	32	-	-	-	-	2	0	0	0	2
2007-08	Saginaw Spirit	OHL	55	0	6	6	67	-	-	-	-	4	0	1	1	0
2008-09	Saginaw Spirit	OHL	6	0	1	1	9	-	-	-	-	-	-	-	-	-
	Erie Otters	OHL	59	0	12	12	31	-	-	-	-	5	0	1	1	7
2009-10	Erie Otters	OHL	12	0	2	2	11	-	-	-	-	-	-	-	-	-
	Peterborough Petes	OHL	53	4	8	12	36	-	-	-	-	4	1	0	1	5
	Abbotsford Heat	AHL	1	0	1	1	4	-	-	-	-	-	-	-	-	-
2010-11	Abbotsford Heat	AHL	73	4	7	11	47	-	-	-	-	-	-	-	-	-
2011-12	Abbotsford Heat	AHL	70	1	6	7	37	-	-	-	-	8	1	0	1	0
2012-13	Abbotsford Heat	AHL	60	3	4	7	55	-	-	-	-	-	-	-	-	-
2013-14	Calgary Flames	NHL	9	0	2	2	5	0	0	0	+1	-	-	-	-	-
	Abbotsford Heat	AHL	41	1	3	4	29	-	-	-	-	4	0	2	2	2
	NHL Totals		**9**	**0**	**2**	**2**	**5**	**0**	**0**	**0**	**+1**	**-**	**-**	**-**	**-**	**-**

75 ANTHONY CAMARA

LEFT WING | 6'0" | 192 LBS. | SHOOTS LEFT

Born: September 4, 1993 in Toronto, Ontario | Hometown: Toronto, Ontario

CAREER: **2013-14:** Played his first professional season with Boston's AHL affiliate in Providence with 9-13=22 totals and 50 PIM in 58 games ... Played his first professional game on Oct. 4 at St. John's, recorded his first professional point with an assist Oct. 19 at Manchester and scored his first pro goal Nov. 24 vs. Springfield ... Had three multiple-point games with his season-high a 2-1=3 night Jan. 5 vs. Worcester ... **Juniors:** Played four seasons in the Ontario Hockey League with Saginaw and Barrie with 66-56=122 totals and 454 PIM in 245 regular season games and 12-12=24 totals and 94 PIM in 11 playoff contests ... Played his first two-plus seasons in Saginaw before being traded to Barrie midway through the 2011-12 campaign ... His career season-high 36-24=60 totals in 50 games in his final junior season of 2012-13 nearly doubled his best point total of any previous single season and the goal total bested his previous three seasons combined ... Was named a Third-Team OHL All-Star in 2012-13 ... Finished second in the 2012-13 OHL Coaches Poll voting as Most Improved Player and third as Best Body Checker ... **International:** Represented Canada at the 2013 World Junior Championship (0-2=2 totals and 31 PIM in six games) where his bronze medal-winning teammates included fellow Bruins Dougie Hamilton and Malcolm Subban.

TRANSACTIONS: Boston's third pick, 81st overall, in the 2011 NHL Entry Draft.

ETC: Full name, Anthony Camara ... Nickname, Cammy ... Single.

CONTRACT STATUS: Is in year two of a three-year entry-level contract.

Credit: John Russell-Nashville Predators

STATS

			REGULAR SEASON									PLAYOFFS				
Season	**Team**	**League**	**GP**	**G**	**A**	**PTS**	**PIM**	**PP**	**SH**	**GW**	**+/-**	**GP**	**G**	**A**	**PTS**	**PIM**
2009-10	Saginaw Spirit	OHL	65	6	6	12	96	-	-	-	-	6	1	1	2	5
2010-11	Saginaw Spirit	OHL	64	8	9	17	132	-	-	-	-	12	0	1	1	25
2011-12	Saginaw Spirit	OHL	35	7	12	19	76	-	-	-	-	-	-	-	-	-
	Barrie Colts	OHL	31	9	5	14	59	-	-	-	-	13	2	3	5	22
2012-13	Barrie Colts	OHL	50	36	24	60	91	-	-	-	-	16	9	7	16	42
2013-14	Providence Bruins	AHL	58	9	13	22	50	-	-	-	-	-	-	-	-	-

11 GREGORY CAMPBELL

CENTER | 6'0" | 197 LBS. | SHOOTS LEFT

Born: December 17, 1983 in London, Ontario | Hometown: Tillsonburg, Ontario

CAREER: Has won one Stanley Cup championship (2011 with Boston) ... **2013-14:** Played in every game for the second time in his career and second straight season ... The 82 games played are a single-season career-high due to the 48-game schedule in 2012-13 ... Had one multiple-point game, matching his previous career-high for goals in a game with a two-goal effort on Mar. 2 at NY Rangers ... Matched his career-best assist streak with a three-game streak from Jan. 4-9 (0-3=3 totals) ... Had points in consecutive games on five other occasions ... Played his 600th NHL game on Dec. 10 at Calgary and recorded his 100th NHL assist on Mar. 15 vs. Carolina ... **2012-13:** Was one of four Bruins to play in all 48 games ... Had two multiple-point games, both two-point efforts which came in consecutive games Apr. 8 (two assists) and 10 (two goals) ... Had a three-game point streak from Apr. 8-11 (2-3=5 totals) ... Had five fighting majors and the Bruins were 3-1-1 in those games ... Played his 200th game as a Bruin on Apr. 17 vs. Buffalo ... Recorded career-high 3-4=7 totals in 15 post-season games ... Had one multiple-point playoff game, a two-goal effort on May 25 vs. NY Rangers ... Had a three-game post-season point streak from May 25-June 3 (2-2=4 totals) ... Missed the final seven games of the post-season after suffering a broken right fibula when blocking a shot on June 5 vs. Pittsburgh ... Played nearly a minute of the penalty kill after suffering the break before leaving the ice ... **2011-12:** Had two multiple-point games, both two point efforts and including his first career "Gordie Howe Hat Trick" with a goal, assist and fight on Jan. 19 at New Jersey ... Had points in consecutive games twice ... Played his 500th NHL game Feb. 25 at Ottawa ... Missed three games to injury ... **2010-11:** Matched his career season-high in goals with 13 ... Had five multiple-point games, including a 1-2=3 effort Jan. 10 in Pittsburgh which matched his career-high for points in a game and a two-goal night Mar. 24 vs. Montreal which equalled his career-high for goals in a game ... Had a three-game point streak from Jan. 13-17 (2-2=4 totals) ... Scored one of only two 3-on-5 shorthanded goals in the NHL in a two-goal effort Mar. 24 vs. Montreal ... Played his 400th NHL game Jan. 6 vs. Minnesota and recorded his 100th NHL point with an assist Jan. 15 vs. Pittsburgh ... Added 1-3=4 totals in 25 playoff games while playing in his first NHL post-season ... Three of his four points in the post-season came in a four-game span from Apr. 30-May 6 ... Played his first NHL playoff game on Apr. 14 vs. Montreal, scored his first NHL playoff goal/point on Apr. 30 at Philadelphia and recorded his first NHL playoff assist on May 4 vs. Philadelphia ... **2009-10:** Led the Panthers in hits with 158 ... Had three multiple-point games, all two-assist efforts ... Had points in consecutive games twice ... Missed 22 games, including the final 12 of the season (foot), with injuries and his 60 games played were the lowest of any of his full NHL campaigns ... **2008-09:** Established career season-highs in all categories with 13 goals, 19 assists and 32 points ... Led the team in hits with 202 ... Had five multiple-point games, including career-high three-point nights on Nov. 12 vs. Tampa Bay (2-1=3) and Jan. 10 vs. Atlanta (0-3=3) ... Had a four-game point streak from Nov. 28-Dec. 4 (3-3=6 totals) ... Played his 300th NHL game on Apr. 5 vs. Pittsburgh ... Missed five games to injury (hip) ... **2007-08:** Two of his five goals came with the team shorthanded ... Had two multiple-point games, both two-point efforts, including his first career two-goal effort on Oct. 24 vs. Philadelphia which included his first career game-winning tally ... Had points in consecutive games twice ... Played his 200th NHL game on Feb. 5 in Toronto ... **2006-07:** Played his first full NHL season ... Had one multiple-point game, the first of his career, with a 1-1=2 effort Mar. 17 vs. NY Islanders ... Played his 100th NHL game on Dec. 14 in Buffalo ... **2005-06:** Spent most of the season in Florida with 3-6=9 totals in 64 Panthers games ... Had two stints in Rochester/AHL at the start of the season with 3-3=6 totals in 11 AHL games, but remained in the NHL following his Nov. 8 recall to the big club ... Scored his first NHL point with a goal Nov. 15 at Montreal and recorded his first NHL assist Nov. 25 vs. Pittsburgh ... Had points in consecutive games twice ... Missed five games with a concussion ... **2004-05:** Played the entire NHL lockout season with San Antonio where he had 12-16=28 totals and 113 PIM in 70 AHL games ... **2003-04:** Spent most of his first pro season with Florida's AHL affiliate in San Antonio with 13-16=29 totals in 76 games ... Recalled for a two-game stint in Florida, playing his first NHL game on Oct. 18 at NY Islanders ... **Juniors:** Played three seasons of junior hockey with Plymouth and Kitchener of the OHL with 42-81=123 totals and 261 PIM in 185 games ... Won a Memorial Cup championship with Kitchener in 2003 as he was named to the All-Tournament Team as the tournament's leading scorer ... **International:** Played for Team Canada at the 2003 World Junior Championships (1-1=2 totals and 4 PIM in six games), winning a Silver medal.

TRANSACTIONS: Florida's fourth pick (third round), 67th overall, in the 2002 NHL Entry Draft ... Traded to Boston by Florida with Nathan Horton for Dennis Wideman, 2010 first round (Derek Forbort) and 2011 third round (Kyle Rau) draft picks, June 22, 2010.

ETC: Full name, Gregory James Campbell ... Nicknames, Soup, Soupy ... Wife, Katie ... His father Colin won a Stanley Cup championship as an assistant coach with the NY Rangers in 1994 and he and Gregory became the 13th father-son combo on the Cup with Boston's 2011 victory ... He and his father are also just the sixth father-son duo to both play at least 600 NHL games (Gordie/Mark Howe, Bobby/Brett Hull, Dave/Adam Creighton, Pat/Mike Stapleton and Greg/Ryan Malone).

CONTRACT STATUS: Is in year three of a three-year contract with an NHL cap figure of $1,600,000.

11 GREGORY CAMPBELL

CAREER VS. NHL TEAMS

	GP	G	A	PTS	PIM
Anaheim	8	0	1	1	13
Arizona	8	0	1	1	16
Boston	17	0	3	3	13
Buffalo	39	5	6	11	45
Calgary	7	0	0	0	2
Carolina	48	4	5	9	28
Chicago	9	0	1	1	9
Colorado	9	0	2	2	19
Columbus	9	0	3	3	7
Dallas	9	0	1	1	18
Detroit	11	0	0	0	4
Edmonton	8	1	0	1	4
Florida	16	1	3	4	7
Los Angeles	9	1	1	2	10
Minnesota	8	0	2	2	4
Montreal	37	5	1	6	34
Nashville	7	0	1	1	2
New Jersey	31	4	5	9	24
NY Islanders	33	6	5	11	13
NY Rangers	31	5	6	11	61
Ottawa	37	1	7	8	23
Philadelphia	32	4	3	7	55
Pittsburgh	30	3	8	11	32
St. Louis	8	2	2	4	2
San Jose	8	0	1	1	4
Tampa Bay	45	3	9	12	44
Toronto	36	8	9	17	25
Vancouver	8	1	0	1	12
Washington	48	5	5	10	26
Winnipeg	45	3	11	14	17

NHL FIRSTS:
Game – Oct. 18, 2003 at NY Islanders
Goal/Point – Nov. 15, 2005 at Montreal
Assist – Nov. 25, 2005 vs. Pittsburgh

NHL MULTI-GOAL GAMES: 5
NHL MULTI-POINT GAMES: 21

NHL SINGLE-GAME HIGHS:
Goals
2 (5x; last Mar. 2, 2014 at NY Rangers)
Assists
3 (Jan. 10, 2009 vs. Atlanta)
Points
3 (3x; last 1-2=3, Jan. 10, 2011 vs. Pittsburgh)

NHL SINGLE-SEASON HIGHS:
Games – 82 (2013-14)
Goals – 13 (2x; last 2010-11)
Assists – 19 (2008-09)
Points – 32 (2008-09)

NHL CAREER-BEST:
Goal Streak
3 (3-0=3, Nov. 30-Dec. 4, 2008)
Assist Streak
3 (2x; last 0-3=3, Jan. 4-9, 2014)
Point Streak
4 (3-3=6, Nov. 28-Dec. 4, 2008)

STATS

			REGULAR SEASON									PLAYOFFS				
Season	**Team**	**League**	**GP**	**G**	**A**	**PTS**	**PIM**	**PP**	**SH**	**GW**	**+/-**	**GP**	**G**	**A**	**PTS**	**PIM**
2000-01	Plymouth Whalers	OHL	65	2	12	14	40	-	-	-	-	10	0	0	0	7
2001-02	Plymouth Whalers	OHL	65	17	36	53	105	-	-	-	-	6	0	2	2	13
2002-03	Kitchener Rangers	OHL	55	23	33	56	116	-	-	-	-	21	15	4	19	34
2003-04	Florida Panthers	NHL	2	0	0	0	5	0	0	0	-1	-	-	-	-	-
	San Antonio Rampage	AHL	76	13	16	29	73	-	-	-	-	-	-	-	-	-
2004-05	San Antonio Rampage	AHL	70	12	16	28	113	-	-	-	-	-	-	-	-	-
2005-06	Florida Panthers	NHL	64	3	6	9	40	0	0	0	-11	-	-	-	-	-
	Rochester Americans	AHL	11	3	3	6	30	-	-	-	-	-	-	-	-	-
2006-07	Florida Panthers	NHL	79	6	3	9	66	0	1	0	-10	-	-	-	-	-
2007-08	Florida Panthers	NHL	81	5	13	18	72	0	2	1	-12	-	-	-	-	-
2008-09	Florida Panthers	NHL	77	13	19	32	76	1	0	1	Evn	-	-	-	-	-
2009-10	Florida Panthers	NHL	60	2	15	17	53	0	0	1	-5	-	-	-	-	-
2010-11	Boston Bruins	NHL	80	13	16	29	93	1	1	1	+11	25	1	3	4	4
2011-12	Boston Bruins	NHL	78	8	8	16	80	0	0	0	-3	7	0	2	2	0
2012-13	Boston Bruins	NHL	48	4	9	13	41	0	1	0	+2	15	3	4	7	11
2013-14	Boston Bruins	NHL	82	8	13	21	47	0	1	2	+1	12	0	0	0	4
	NHL Totals		**651**	**62**	**102**	**164**	**573**	**2**	**6**	**6**	**-28**	**59**	**4**	**9**	**13**	**19**
	Boston Totals		**288**	**33**	**46**	**79**	**261**	**1**	**3**	**3**	**+11**	**59**	**4**	**9**	**13**	**19**

38 JORDAN CARON

RIGHT WING | 6'3" | 204 LBS. | SHOOTS LEFT

Born: November 2, 1990 in Sayabec, Quebec | Hometown: Sayabec, Quebec

CAREER VS. NHL TEAMS

	GP	G	A	PTS	PIM
Anaheim	1	0	0	0	0
Arizona	2	0	0	0	4
Boston	-	-	-	-	-
Buffalo	10	0	2	2	4
Calgary	2	0	0	0	2
Carolina	6	1	0	1	2
Chicago	1	0	0	0	0
Colorado	1	0	0	0	2
Columbus	2	0	0	0	0
Dallas	-	-	-	-	-
Detroit	6	1	0	1	2
Edmonton	2	1	0	1	2
Florida	7	0	2	2	4
Los Angeles	2	0	1	1	2
Minnesota	2	0	0	0	0
Montreal	7	1	0	1	4
Nashville	3	0	0	0	0
New Jersey	7	1	2	3	2
NY Islanders	6	0	1	1	4
NY Rangers	5	1	1	2	0
Ottawa	11	1	1	2	7
Philadelphia	7	0	1	1	4
Pittsburgh	5	0	1	1	7
St. Louis	2	0	0	0	0
San Jose	2	0	0	0	0
Tampa Bay	5	1	1	2	0
Toronto	7	2	2	4	4
Vancouver	1	0	0	0	0
Washington	7	1	1	2	0
Winnipeg	4	1	0	1	4

CAREER: 2013-14: Played his first full NHL season ... His longest consecutive games played streak was a 12-game stretch from Dec. 8-Jan. 2 ... Took his first two career fighting majors this season, vs. Pittsburgh's Robert Bortuzzo on Oct. 30 and vs. Ottawa's Matt Kassian on Dec. 28 ... Played his 100th NHL game Dec. 8 at Toronto ... Missed 4 games to an injury and did not dress for 43 games ... Scored his first career NHL playoff goal on Apr. 22 in Detroit ... **2012-13:** Split the season between Boston and Providence/AHL with 1-2=3 totals in 17 Boston games during his recall from Mar. 8-Apr. 16 ... Scored his lone Boston goal on Apr. 8 vs. Carolina ... Had 11-7=18 totals with 38 PIM in 47 games with the AHL Providence Bruins ... **2011-12:** Recorded career season-highs in all categories with 7-8=15 totals in 48 NHL games ... Had two multiple-point games with a 1-1=2 effort on Mar. 4 at NY Rangers for the first such game of his career and besting that in his next game with 2-1=3 totals on Mar. 6 in Toronto ... Had a four-game point streak from Mar. 4-10 (3-4=7 totals) ... Played an NHL career-high 29 straight games from Feb. 5-Apr. 1 ... Did not dress for 19 games (coach's decision) and missed one with an illness ... Played his first NHL post-season game on Apr. 22 in Washington ... Had six stints in Providence with 4-9=13 totals in 17 AHL games ... **2010-11:** Spent most of his first pro season in Providence with 12-16=28 totals and 16 PIM in 47 AHL Bruins games ... Began the season with Boston with 3-4=7 totals and six PIM in 20 games before his Dec. 6 assignment to Providence ... Recalled on one more occasion from Feb. 7-14 (0-0=0 totals in three games) ... Had assists in consecutive games Nov. 22-24 (0-2=2 totals) ... Played his first NHL game Oct. 10 vs. Phoenix in Prague, Czech Republic, scored his first NHL point with a goal Oct. 16 at New Jersey and recorded his first NHL assist Nov. 10 at Pittsburgh ... Missed two games to injury and did not dress for three games (coach's decision) ... Was recalled again to Boston for the playoff run, but did not play a post-season game ... **Juniors:** Played four seasons of junior hockey in the Quebec Major Junior Hockey League with Rimouski and Rouyn-Noranda with 100-103=203 totals and 173 penalty minutes in 204 career junior games ... Enjoyed his best statistical season in 2008-09 with career-high totals of 36 goals and 67 points in 56 games with Rimouski ... Began the 2009-10 season in Rimouski with 9-11=20 totals in 20 games before his trade deadline move to Rouyn-Noranda ... His 26-27=53 combined totals were fourth overall in the Huskies' scoring race and second in goals ... Led the team in playoff scoring with 7-11=18 totals in 11 post-season games ... **International:** Won a Silver medal with Team Canada in the 2010 World Junior Championships (0-4=4 totals with 6 PIM in six games).

TRANSACTIONS: Boston's first pick, 25th overall, in the 2009 NHL Entry Draft.

ETC: Full name, Jordan Caron ... Nickname, Jordy ... Single ... Twitter, @jord38caron

CONTRACT STATUS: Is in year one of a one-year contract with an NHL cap figure of $600,000.

NHL FIRSTS:
Game – Oct. 10, 2010 vs. Phoenix
Goal/Point – Oct. 16, 2010 at New Jersey
Assist – Nov. 10, 2010 at Pittsburgh

NHL MULTI-GOAL GAMES: 1
NHL MULTI-POINT GAMES: 2

NHL SINGLE-GAME HIGHS:
Goals
2 (Mar. 6, 2012 at Toronto)
Assists
1 (16x; last Apr. 12, 2014 vs. Buffalo)
Points
3 (2-1=3, Mar. 6, 2012 at Toronto)

NHL SINGLE-SEASON HIGHS:
Games – 48 (2011-12)
Goals – 7 (2011-12)
Assists – 8 (2011-12)
Points – 15 (2011-12)

NHL CAREER-BEST:
Goal Streak
2 (3-0=3, Mar. 4-6, 2012)
Assist Streak
4 (0-4=4, Mar. 4-10, 2012)
Point Streak
4 (3-4=7, Mar. 4-10, 2012)

STATS

			REGULAR SEASON									PLAYOFFS				
Season	**Team**	**League**	**GP**	**G**	**A**	**PTS**	**PIM**	**PP**	**SH**	**GW**	**+/-**	**GP**	**G**	**A**	**PTS**	**PIM**
2006-07	Rimouski Oceanic	QMJHL	59	18	22	40	41	-	-	-	-	-	-	-	-	-
2007-08	Rimouski Oceanic	QMJHL	46	20	23	43	42	-	-	-	-	9	3	1	4	18
2008-09	Rimouski Oceanic	QMJHL	56	36	31	67	66	-	-	-	-	13	6	5	11	16
2009-10	Rimouski Oceanic	QMJHL	20	9	11	20	8	-	-	-	-	-	-	-	-	-
	Rouyn-Noranda Huskies	QMJHL	23	17	16	33	16	-	-	-	-	11	7	11	18	15
2010-11	Boston Bruins	NHL	23	3	4	7	6	0	0	1	+3	-	-	-	-	-
	Providence Bruins	AHL	47	12	16	28	16	-	-	-	-	-	-	-	-	-
2011-12	Boston Bruins	NHL	48	7	8	15	14	0	0	0	Evn	2	0	0	0	0
	Providence Bruins	AHL	17	4	9	13	10	-	-	-	-	-	-	-	-	-
2012-13	Boston Bruins	NHL	17	1	2	3	4	0	0	0	+1	-	-	-	-	-
	Providence Bruins	AHL	47	11	7	18	38	-	-	-	-	12	2	7	9	10
2013-14	Boston Bruins	NHL	35	1	2	3	36	0	0	0	-8	7	1	0	1	4
	NHL & Boston Totals		**123**	**12**	**16**	**28**	**60**	**0**	**0**	**1**	**-4**	**9**	**1**	**0**	**1**	**4**

65 CHRIS CASTO

DEFENSE | 6'1" | 200 LBS. | SHOOTS RIGHT

Born: December 27, 1991 in St. Paul, Minnesota | Hometown: Stillwater, Minnesota

CAREER: **2013-14:** Played most of his first full professional season in Providence with 3-8=11 totals in 52 AHL games ... Recorded his first professional points with a goal and an assist on Nov. 17 vs. Portland ... Had two multiple-point games with his season-high a 1-2=3 effort on Jan. 5 vs. Worcester ... Had a one-game ECHL stint in South Carolina from Dec. 12-17 ... **2012-13:** Signed an amateur try-out agreement with Providence/AHL on Mar. 29 at the conclusion of his college season and played four scoreless games with the AHL Bruins, including his first professional game on Apr. 7 at Connecticut ... **College:** Played two seasons at the University of Minnesota-Duluth with 5-17=22 totals and 30 PIM in 77 career college games ... His +22 rating over those two seasons were the best of any Bulldog over that span ... His +21 rating in 2011-12 was the highest of any NCAA rookie defenseman and was the fourth-best rating of any college blueliner that season ... Signed a contract with the Bruins on Mar. 26, foregoing his final two seasons of college eligibility ... **Juniors:** Played one season with Lincoln of the USHL in 2010-11 where he ranked second among team defensemen with 6-19=25 totals in 58 games.

TRANSACTIONS: Signed by Boston as a free agent, Mar. 26, 2013.

ETC: Full name, Christopher Michael Casto ... Nickname, Fidel ... Single ... Twitter, @fidelcrusto

CONTRACT STATUS: Is in year two of a three-year entry level contract.

Credit: John Russell-Nashville Predators

STATS

			REGULAR SEASON									PLAYOFFS				
Season	**Team**	**League**	**GP**	**G**	**A**	**PTS**	**PIM**	**PP**	**SH**	**GW**	**+/-**	**GP**	**G**	**A**	**PTS**	**PIM**
2010-11	Lincoln Stars	USHL	58	6	19	25	40	-	-	-	-	2	0	0	0	0
2011-12	Univ. of Minnesota-Duluth Bulldogs	WCHA	41	2	11	13	14	-	-	-	-	-	-	-	-	-
2012-13	Univ. of Minnesota-Duluth Bulldogs	WCHA	36	3	6	9	16	-	-	-	-	-	-	-	-	-
	Providence Bruins	AHL	4	0	0	0	0	-	-	-	-	-	-	-	-	-
2013-14	Providence Bruins	AHL	52	3	8	11	23	-	-	-	-	12	0	2	2	13
	South Carolina Stingrays	ECHL	1	0	0	0	0	-	-	-	-	-	-	-	-	-

33 ZDENO CHARA

DEFENSE | 6'9" | 255 LBS. | SHOOTS LEFT

Born: March 18, 1977 in Trencin, Slovakia | Hometown: Trencin, Slovakia

CAREER: Was named the 19th Captain in team history on Oct. 3, 2006 ... Has won one Stanley Cup (2011 with Boston) ... Has played in six NHL All-Star Games (2003, 2007, 2008, 2009, 2011, 2012) ... Has a 3/10 record in NHL shootouts (2 deciding goals) ... **2013-14:** His 17 goals tied for the second-highest single-season total of his career (19 in 2008-09 and 17 in 2007-08) and his 10 power play goals were the most by a Bruin in a season since 2008-09 (Chara, 11; Michael Ryder, 10) ... Ranked fourth among NHL defensemen in goals and second among league blueliners in power play tallies ... Had six multiple-point games, all two-point efforts including two two-goal nights ... Recorded his fifth career Gordie Howe hat trick on Nov. 29 vs. NY Rangers ... Had a four-game assist streak, which matched his previous career-best, from Mar. 17-22 with five assists in that stretch ... Had two three-game point streaks as well, including matching his previous career-best goal streak from Jan. 25-29 with four goals in that span ... Played his 1,100th NHL game on Jan. 14 vs. Toronto and recorded his 500th NHL point with a goal on Jan. 27 at New York Islanders ... Missed one game with an injury and did not dress for four games ... Had 2-2=4 totals in 12 post-season games played with both of the goals scored on the power play ... Was a +5 in Boston's game two come-from-behind victory over Montreal on May 3 which was the highest playoff +/- by a Bruin in a game since Ken Linseman in 1985 (+5) and the highest by a Boston defenseman since Ray Bourque in 1980 (+5) ... **2012-13:** Was one of four Bruins to play in every game ... Had two multiple-point games with his season-high a 1-2=3 effort on Jan. 28 at Carolina ... Had a four-game point streak from Mar. 11-16 (2-2=4 totals) ... Played his 500th game as a Bruin Mar. 11 at Ottawa ... Had three multiple-point playoff games including a career-high four-assist effort on May 8 in Toronto which were the most assists by a Bruin in a playoff game since May 3, 1991 (Vladimir Ruzicka vs. Pittsburgh) ... Had a five-game playoff point streak from May 8-16 (2-7=9 totals) ... Played 25 games with Lev Praha of the KHL during the lockout with 4-6=10 totals ... **2011-12:** Led all NHL defensemen and tied for third overall with a +33 rating ... Finished fourth in scoring among league blueliners and set career season-highs in assists (40) and points (52) ... Was a finalist for the Norris Trophy for the fifth time in his career and was voted to the NHL's Second All-Star Team ... Had 15 multiple-point games, including two three-point efforts which matched his career-high for points in a game ... Had a five-game point streak from Mar. 25-Apr. 1 which included a four-game assist streak from Mar. 27-Apr. 1 (1-7=8 totals) ... Had a four-game assist/point streak from Oct. 29-Nov. 7 (0-7=7) ... Played his 400th game as a Bruin Oct. 8 vs. Tampa Bay, recorded his 300th NHL assist on Jan. 5 vs. Calgary and played his 1,000th NHL game on Mar. 24 in Los Angeles, becoming the 277th player overall and 91st defenseman to hit that milestone and the 11th to do so while playing for Boston ... Missed two games to injury and did not dress for one game (coach's decision) ... Captained his team at the All-Star Game, scored the game-winning goal and was a +7 ... Broke his own record in the Hardest Shot competition at 108.8 mph ... Tied his career-high for points in a playoff game with a 1-2=3 effort Apr. 16 at Washington which included the game-winning goal at 18:07 of the third period ... **2010-11:** Hit the 10+ goal and 40+ point marks for the seventh time ... Finished with the league's top plus/minus rating at +33 and ranked sixth overall in the league in time on ice at 25:26 ... Had eight multiple-point games, with his season-highs three-point nights each Jan. 17 vs. Carolina, Mar. 22 vs. New Jersey and Mar. 24 vs. Montreal which matched his previous career-high for points in a game ... Scored his first career hat trick on Jan. 17 vs. Carolina, becoming just the fourth defenseman in team history to accomplish the feat, joining Bobby Orr (9), Ray Bourque and Glen Wesley, and the first since Wesley on Dec. 15, 1993 in New Jersey ... Had a four-game point streak from Jan. 8-13 (2-3=5 totals) ... Played his 900th NHL game on Feb. 5 vs. San Jose ... Recorded his 400th NHL point with a goal on Mar. 22 vs. New Jersey ... Did not dress for one game (coach's decision) ... Played in his fifth NHL All-Star Game and had two assists ... Broke his own record in the Hardest Shot competition with a 105.9 mph blast ... Had 2-7=9 totals in 24 post-season games and led the NHL in playoff plus/minus at +16 ... Had two multiple-point games, including a career-high for goals and points in a playoff game with a 2-1=3 effort on May 4 vs. Philadelphia ... Had a three-game assist streak from June 4-8 (0-4=4 totals) ... Played his 100th NHL playoff game on June 15 in Vancouver in game seven of the Stanley Cup Final ... Missed game two of the Conference Quarterfinal vs. Montreal with an illness ... Was a Norris Trophy finalist ... **2009-10:** Led the team in plus/minus at +19 and led team defensemen in scoring, finishing third overall in the club's scoring race ... Had six multiple-point games with his season-high a 1-2=3 night Dec. 23 vs. Atlanta, which tied his career-high for points in a game ... Had three four-game point streaks ... Had an assist on the overtime goal in the 2010 Winter Classic game vs. Philadelphia at Fenway Park on Jan. 1 ... Took four shootout shots, scoring one goal which was the deciding tally on Jan. 14 at San Jose ... Played his 800th NHL game on Dec. 18 in Chicago ... Missed one game to injury and did not dress for one game (coach's decision) ... Added 2-5=7 totals with 29 PIM in 13 playoff games, setting a career post-season high in goals and tying his previous high in points ... Recorded his first career multiple-point playoff game with a two-goal effort on Apr. 17 vs. Buffalo ... **2008-09:** Won his first Norris Trophy as the league's top defenseman and was named a First Team All-Star as well ... Scored a career-high 19 goals, the most by a Boston defenseman since Ray Bourque in 1996-97 (19) ... Had 11 multiple-point games, all two-point efforts including matching his career-high for goals in a game with two two-goal nights ... Had two four-game point streaks, from Dec. 6-12 (2-2=4 totals) and Jan. 17-27 (2-3=5 totals) ... Had three three-game point streaks as well ... Played his 700th NHL game Nov. 6 vs. Toronto, recorded his 200th NHL assist Jan. 10 vs. Carolina, earned his 300th NHL point in a 1-1=2 effort Feb. 5 in Ottawa and scored his 100th NHL goal Feb. 28 vs. Washington ... Did not dress for two games (coach's decision) ... Added 1-3=4 totals in 11 playoff games, including a two-assist effort May 10 vs. Carolina ... Played in his fourth NHL All-Star Game Jan. 25 in Montreal ... Defended his Hardest Shot title for the third straight year ... **2007-08:** Was voted a finalist for the Norris Trophy as the league's top defenseman ... Had ten multiple-point games, including a career-high for assists in a game with three Jan. 12 at Philadelphia ... Had a six-game point streak from Feb. 16-28 (6-2=8 totals) ... Had two four-game point streaks, from Nov. 10-20 (1-4=5 totals) and Jan. 12-20 (1-5=6 totals) ... Missed five games with a shoulder injury ... Was voted a starter for the Eastern Conference at the All-Star Game and won the Hardest Shot competition for the second straight year ... **2006-07:** Led the NHL in average ice time at 27:57 minutes per game ... Had six multiple-point games with his season-high a 1-2=3 effort Feb. 3 at Carolina, which matched his career-high for points in a game ... Had a five-game point streak from Dec. 16-26 (1-4=5 totals) ...

33 ZDENO CHARA

CAREER VS. NHL TEAMS

	GP	G	A	PTS	PIM
Anaheim	16	3	5	8	8
Arizona	19	3	6	9	24
Boston	35	7	6	13	74
Buffalo	81	10	32	42	87
Calgary	17	3	5	8	16
Carolina	57	7	21	28	77
Chicago	18	1	3	4	30
Colorado	17	0	4	4	21
Columbus	15	2	5	7	12
Dallas	16	0	3	3	20
Detroit	22	1	4	5	22
Edmonton	17	0	7	7	14
Florida	55	9	20	29	122
Los Angeles	18	1	4	5	43
Minnesota	13	0	5	5	10
Montreal	80	14	23	37	166
Nashville	14	2	4	6	8
New Jersey	57	5	18	23	75
NY Islanders	44	11	22	33	28
NY Rangers	57	9	20	29	95
Ottawa	55	9	19	28	55
Philadelphia	55	13	16	29	82
Pittsburgh	59	16	15	31	118
St. Louis	16	2	6	8	10
San Jose	17	1	1	2	28
Tampa Bay	56	7	24	31	84
Toronto	81	13	25	38	87
Vancouver	18	1	2	3	16
Washington	57	7	19	27	76
Winnipeg	50	4	13	17	99

Had a four-game assist/point streak from Jan. 11-17 (1-5=6 totals) ... Scored an overtime goal Feb. 3 at Carolina ... Recorded his 200th NHL point with an assist in a 1-1=2 night Jan. 11 vs. NY Islanders ... Played his 600th NHL game Mar. 20 in Montreal ... Played his first game as a Bruin Oct. 6 at Florida and recorded his first points as a Bruin with two assists in that game ... Scored his first goal as a Bruin Oct. 26 vs. Montreal ... Missed two games with a hip injury ... Played in the NHL All-Star Game and scored two goals ... Won the Hardest Shot competition during the All-Star Super Skills events ... **2005-06:** Had nine multiple-point games, all two-point efforts including two two-goal games ... Had a five-game point streak from Dec. 20-28 (3-3=6 totals) ... Had two four-game point streaks, from Oct. 27-Nov. 2 (3-4=7 totals) and Mar. 1-6 (1-3=4 totals) ... Had three game-winning goals, including an overtime score Apr. 11 vs. Boston ... Played his 500th NHL game Jan. 12 vs. San Jose and recorded his 100th NHL assist Nov. 19 vs. New Jersey ... Missed ten games to injury (hand) and served a one-game NHL-imposed suspension for incurring an instigator penalty in the last five minutes of the Dec. 2 game vs. Los Angeles ... Had one multiple-point playoff game, a 1-1=2 effort Apr. 25 at Tampa Bay ... **2004-05:** Played the lockout season with Farjestads in Sweden, leading team defensemen in scoring with 10-15=25 totals in 33 games ... **2003-04:** Named a First Team NHL All-Star and finished second in Norris Trophy balloting as the league's top defenseman ... Tied for third in the NHL at +33 ... Had ten multiple-point games, including two three-point efforts ... Missed three games to injuries ... **2002-03:** Had seven multiple-point games, including a career-high 2-1=3 effort Nov. 12 at NY Islanders ... Played in the NHL All-Star Game ... Missed eight games with an injury ... Scored his first career playoff goal Apr. 25 vs. Philadelphia and had one multiple-point playoff game, a two-assist effort Apr. 14 at NY Islanders ... **2001-02:** Led the team and was fifth overall in the NHL at +30 ... Had two multiple-point games, both two-point efforts ... Played his 300th NHL game Mar. 30 vs. Tampa Bay ... Missed seven games with injuries and the flu ... Played his first career playoff game Apr. 17 at Philadelphia and recorded his first playoff point with an assist May 10 at Toronto ... Missed the final two playoff games with a knee injury ... **2000-01:** Led the league in hits with 373 and led the team in penalty minutes with 157 ... Played in a career-high 82 games ... Played his 200th NHL game Jan. 31 vs. New Jersey ... **1999-2000:** Finished second in the NHL with 309 hits ... Had one multiple-point game, a 1-1=2 effort Nov. 3 at NY Rangers, including the game-tying goal ... Played his 100th NHL game Nov. 19 at Colorado ... Missed 16 games with a shoulder injury and one with the flu ... **1998-99:** Split the season between NY Islanders and Lowell/AHL ... Had 2-2= 4 totals in 23 Lowell games with two recalls to New York ... Led NHL rookies in hits with 214 ... Was a +4 Jan. 21 at Pittsburgh ... Scored his first career shorthanded goal Mar. 27 vs. Ottawa ... Scored his first NHL goal Jan. 29 vs. Phoenix ... **1997-98:** Split the season between NY Islanders and their AHL affiliate in Kentucky ... Had 4-9=13 totals in 48 Kentucky games with three recalls to New York ... Played his first NHL game Nov. 19 at Detroit and recorded his first NHL point with an assist Apr. 15 at NY Rangers ... Played for the World Team in the AHL All-Star Game and was named to the AHL All-Rookie Team ... **Juniors:** Played one season of junior hockey with Prince George of the Western Hockey League in 1996-97 ... Led Cougars defensemen in scoring with 3-19=22 totals and 120 PIM in 49 games and added 1-7=8 totals in 15 playoff contests ... Missed 23 games with a broken wrist ... **Europe:** Played junior hockey in Slovakia with his hometown Trencin team ... **International:** Has represented Slovakia in seven World Championships - 1999 (1-0=1 totals in six games), 2000 (0-0=0 totals in nine games, Silver medal), 2001 (0-1=1 totals in seven games), 2004 (2-0=2 totals in nine games), 2005 (0-2=2 totals in seven games), 2007 (3-1=4 totals with 4 PIM in seven games) and 2012 (2-2=4 totals in ten games, Silver medal, named tournament's best defenseman) ... Played for Slovakia in the 2004 World Cup (0-2=2 totals in four games) ... Played for Slovakia in three Olympic Games - 2006 (1-1=2 totals in six games), 2010 (0-3=3 totals with 6 PIM in seven games) and 2014 (0-1=1 totals with 4 PIM in four games) ... Captained the 2010 and 2014 Olympic squads and also had the honor of serving as his country's flag bearer at the Opening Ceremonies of the 2014 Games.



33 ZDENO CHARA

AWARDS: James Norris Memorial Trophy (2008-09) ... Mark Messier Leadership Award (2010-11) ... NHL First All-Star Team (2003-04, 2008-09, 2013-14) ... NHL Second All-Star Team (2005-06, 2007-08, 2010-11, 2011-12).

TRANSACTIONS: NY Islanders' third pick, 56th overall, in the 1996 NHL Entry Draft ... Traded to Ottawa by NY Islanders with Bill Muckalt and 2001 first round draft pick (Jason Spezza) for Alexei Yashin, June 23, 2001 ... Signed by Boston as a free agent, July 1, 2006.

ETC: Full name, Zdenko Chara ... Nickname, Zee ... Wife, Tatiana; daughter, Elliz Victoria ... Multi-lingual, he speaks the Slovak languages (Slovak, Czech and Polish) in addition to English, Russian, German, Swedish and Italian ... He and his father are both Olympians, as he represented Slovakia on the 2006, 2010 and 2014 hockey teams and his father was a wrestler on Czechoslovakia's 1976 Olympic team ... He is just the third Slovakian-born captain in NHL history ... Is the tallest player in league history ... Holds the NHL's Hardest Shot record at 108.8 mph set during the 2012 All-Star Skills Competition ... He enters this season ranked first among active defensemen and fifth overall among active players with a career +188 plus/minus rating.

CONTRACT STATUS: Is in year four of a seven-year contract with an NHL cap figure of $6,916,667.

NHL FIRSTS:
Game – Nov. 19, 1997 at Detroit
Goal – Jan. 29, 1999 vs. Phoenix
Assist/Point – Apr. 15, 1998 at NY Rangers

NHL MULTI-GOAL GAMES: 11
NHL MULTI-POINT GAMES: 93

NHL SINGLE-GAME HIGHS:
Goals
3 (Jan. 17, 2011 vs. Carolina)
Assists
3 (3x; last Mar. 27, 2012 vs. Tampa Bay)
Points
3 (12x; last 1-2=3, Jan. 28, 2013 at Carolina)

NHL SINGLE-SEASON HIGHS:
Games – 82 (2000-01)
Goals – 19 (2008-09)
Assists – 40 (2011-12)
Points – 52 (2011-12)

NHL CAREER-BEST:
Goal Streak
3 (3x; last 4-0=4, Jan. 25-28, 2014)
Assist Streak
4 (8x; last 0-5=5, Mar. 17-22, 2014)
Point Streak
6 (2x; last 6-2=8, Feb. 16-28, 2008)

STATS

			REGULAR SEASON									PLAYOFFS				
Season	**Team**	**League**	**GP**	**G**	**A**	**PTS**	**PIM**	**PP**	**SH**	**GW**	**+/-**	**GP**	**G**	**A**	**PTS**	**PIM**
1996-97	Prince George Cougars	WHL	49	3	19	22	120	-	-	-	-	15	1	7	8	45
1997-98	New York Islanders	NHL	25	0	1	1	50	0	0	0	+1	-	-	-	-	-
	Kentucky Thoroughblades	AHL	48	4	9	13	125	-	-	-	-	1	0	0	0	4
1998-99	New York Islanders	NHL	59	2	6	8	83	0	1	0	-8	-	-	-	-	-
	Lowell Lock Monsters	AHL	23	2	2	4	47	-	-	-	-	-	-	-	-	-
1999-2000	New York Islanders	NHL	65	2	9	11	57	0	0	1	-27	-	-	-	-	-
2000-01	New York Islanders	NHL	82	2	7	9	157	0	1	0	-27	-	-	-	-	-
2001-02	Dukla Trencin	Slovakia	8	2	2	4	32	-	-	-	-	-	-	-	-	-
	Ottawa Senators	NHL	75	10	13	23	156	4	1	2	+30	10	0	1	1	12
2002-03	Ottawa Senators	NHL	74	9	30	39	116	3	0	2	+29	18	1	6	7	14
2003-04	Ottawa Senators	NHL	79	16	25	41	147	7	0	3	+33	7	1	1	2	8
2004-05	Farjestads	Sweden	33	10	15	25	132	-	-	-	-	13	3	5	8	82
2005-06	Ottawa Senators	NHL	71	16	27	43	135	10	1	3	+17	10	1	3	4	23
2006-07	Boston Bruins	NHL	80	11	32	43	100	9	0	3	-21	-	-	-	-	-
2007-08	Boston Bruins	NHL	77	17	34	51	114	9	1	0	+14	7	1	1	2	12
2008-09	Boston Bruins	NHL	80	19	31	50	95	11	0	3	+23	11	1	3	4	12
2009-10	Boston Bruins	NHL	80	7	37	44	87	4	0	1	+19	13	2	5	7	29
2010-11	Boston Bruins	NHL	81	14	30	44	88	8	1	2	+33	24	2	7	9	34
2011-12	Boston Bruins	NHL	79	12	40	52	86	8	0	0	+33	7	1	2	3	8
2012-13	Lev Praha	KHL	25	4	6	10	24	-	-	-	-	-	-	-	-	-
	Boston Bruins	NHL	48	7	12	19	70	3	0	2	+14	22	3	12	15	20
2013-14	Boston Bruins	NHL	77	17	23	40	66	10	0	3	+25	12	2	2	4	14
	NHL Totals		**1132**	**161**	**357**	**518**	**1607**	**86**	**6**	**25**	**+188**	**141**	**15**	**43**	**58**	**186**
	Boston Totals		**602**	**104**	**239**	**343**	**706**	**62**	**2**	**14**	**+140**	**96**	**12**	**32**	**44**	**129**

56 TOMMY CROSS

DEFENSE | 6'3" | 206 LBS. | SHOOTS LEFT

Born: September 12, 1989 in Hartford, Connecticut | Hometown: Simsbury, Connecticut

Credit: Providence Bruins

CAREER: **2013-14:** Played his first full AHL season with 3-4=7 totals and 54 PIM in 55 games ... Three of his seven points came in a four-game span Nov. 10-23 (2-1=3 totals) ... **2012-13:** Split his first full professional season between South Carolina/ECHL and Providence/AHL ... Began the season in South Carolina and led the Stingrays in scoring with 6-11=17 totals in 22 games at the time of his Nov. 28 recall to Providence ... Added two assists in two additional ECHL games during a Feb. 13-16 stint ... Had 1-10=11 totals in 42 Providence games during his two AHL stays and added three assists in 12 AHL Bruins playoff games ... **2011-12:** Signed an entry level contract with Boston on Apr. 10 at the conclusion of his college career and played two scoreless games with their AHL affiliate in Providence, including his first professional game on Apr. 13 vs. Bridgeport ... **College:** Played four seasons of college hockey at Boston College with 17-43=60 totals and 171 penalty minutes in 134 career college games ... Won NCAA championships with the Eagles in both 2010 and 2012 and captained the 2012 squad ... Also won three straight Beanpot championships and Hockey East titles in 2010, 2011 and 2012 ... Was named the Male Eagle of the Year in 2012, given annually to that person who has proven to be an "outstanding citizen, leader, scholar and athlete" ... **Juniors:** Played nine games in the USHL for the Ohio Junior Blue Jackets prior to entering college.

TRANSACTIONS: Boston's second pick, 35th overall, in the 2007 NHL Entry Draft.

ETC: Full name, Thomas Reginald Cross ... Nickname, Tommy ... Single ... Earned his degree from Boston College in Communications with a minor in International Studies ... His father Tom played college hockey at Dartmouth ... Twitter, @TCross4

CONTRACT STATUS: Is in year one of a one-year contract with an NHL cap figure of $600,000.

Credit: Providence Bruins

STATS

			REGULAR SEASON									PLAYOFFS				
Season	**Team**	**League**	**GP**	**G**	**A**	**PTS**	**PIM**	**PP**	**SH**	**GW**	**+/-**	**GP**	**G**	**A**	**PTS**	**PIM**
2007-08	Westminster School	High School	25	9	12	21	-	-	-	-	-	-	-	-	-	-
	Ohio Jr. Blue Jackets	USHL	9	0	4	4	8	-	-	-	-	-	-	-	-	-
2008-09	Boston College Eagles	HE	24	0	8	8	24	-	-	-	-	-	-	-	-	-
2009-10	Boston College Eagles	HE	38	5	5	10	36	-	-	-	-	-	-	-	-	-
2010-11	Boston College Eagles	HE	28	7	11	18	45	-	-	-	-	-	-	-	-	-
2011-12	Boston College Eagles	HE	44	5	19	24	66	-	-	-	-	-	-	-	-	-
	Providence Bruins	AHL	2	0	0	0	2	-	-	-	-	-	-	-	-	-
2012-13	Providence Bruins	AHL	42	1	10	11	23	-	-	-	-	12	0	3	3	8
	South Carolina Stingrays	ECHL	24	6	13	19	23	-	-	-	-	-	-	-	-	-
2013-14	Providence Bruins	AHL	55	3	4	7	54	-	-	-	-	4	0	1	1	4

61 CRAIG CUNNINGHAM

LEFT WING | 5'10" | 184 LBS. | SHOOTS RIGHT

Born: September 13, 1990 in Trail, British Columbia | Hometown: Trail, British Columbia

CAREER VS. NHL TEAMS

	GP	G	A	PTS	PIM
Calgary	1	0	0	0	0
New Jersey	1	0	0	0	0



CAREER: **2013-14:** Spent most of the season in Providence/AHL with 25-22=47 totals and 40 PIM in 75 games ... Led the AHL Bruins in goals and was third overall in the scoring race ... Recalled twice to Boston, from Dec. 16-18 (0-0=0 totals in one game) and Apr. 13 (0-0=0 totals in one game) ... Played his first NHL game on Dec. 17 vs. Calgary ... **2012-13:** Spent the season in Providence/AHL and recorded pro career season-highs in all offensive categories with 25-21=46 totals ... Played in a team-high 75 games ... It was his second straight 20+ goal AHL season as he finished second on the team in goals and third overall in points ... Added 3-5=8 totals in 12 playoff contests ... **2011-12:** Played his first pro season in Providence/AHL and finished third overall in the club's scoring race while leading the team in goals with 20-16=36 totals ... Was the only player on the AHL Bruins to play in all 76 games ... **Juniors:** Played five seasons of junior hockey in the Western Hockey League with the Vancouver Giants and Portland Winterhawks with 103-161= 254 totals and 272 penalty minutes in 330 career junior games ... Won a Memorial Cup championship with the Giants in 2006-07 and his team's captain that season was Milan Lucic ... Finished sixth in the WHL scoring race in 2009-10 with career-high 37-60=97 totals ... Earned a WHL West First All-Star Team berth and was the Western Conference finalist for the WHL Player of the Year Award that season ... Began the 2010-11 season in Vancouver with 10-35=45 totals in 36 Giants games before his Dec. 28 trade to Portland where he had 17-25=42 totals in 35 Winter Hawks games and his combined 87 points ranked 12th overall in the WHL ... Added 7-14=21 totals in 21 post-season games before the Winterhawks fell to Kootenay in the WHL Finals ... Ranks second on the Giants' list of all-time games played and third all-time in career points.

TRANSACTIONS: Boston's fourth pick, 97th overall, in the 2010 NHL Entry Draft.

ETC: Full name, Craig Allen Cunningham ... Nickname, Cunny ... Single.

CONTRACT STATUS: Is in year one of a one-year contract with an NHL cap figure of $600,000.

NHL FIRSTS:
Game – Dec. 17, 2013 vs. Calgary
Goal – None
Assist – None

NHL MULTI-GOAL GAMES: None
NHL MULTI-POINT GAMES: None

NHL SINGLE-GAME HIGHS:
Goals
None
Assists
None
Points
None

NHL SINGLE-SEASON HIGHS:
Games – 2 (2013-14)
Goals – None
Assists – None
Points – None

NHL CAREER-BEST:
Goal Streak
None
Assist Streak
None
Point Streak
None

STATS

			REGULAR SEASON									PLAYOFFS				
Season	**Team**	**League**	**GP**	**G**	**A**	**PTS**	**PIM**	**PP**	**SH**	**GW**	**+/-**	**GP**	**G**	**A**	**PTS**	**PIM**
2006-07	Vancouver Giants	WHL	48	0	5	5	38	-	-	-	-	15	0	1	1	15
2007-08	Vancouver Giants	WHL	67	11	14	25	72	-	-	-	-	10	1	2	3	6
2008-09	Vancouver Giants	WHL	72	28	22	50	62	-	-	-	-	17	5	9	14	12
2009-10	Vancouver Giants	WHL	72	37	60	97	44	-	-	-	-	16	12	12	24	12
2010-11	Vancouver Giants	WHL	36	10	35	45	31	-	-	-	-	-	-	-	-	-
	Portland Winter Hawks	WHL	35	17	25	42	25	-	-	-	-	21	7	14	21	12
2011-12	Providence Bruins	AHL	76	20	16	36	20	-	-	-	-	-	-	-	-	-
2012-13	Providence Bruins	AHL	75	25	21	46	26	-	-	-	-	12	3	5	8	4
2013-14	Boston Bruins	NHL	2	0	0	0	0	0	0	0	Evn	-	-	-	-	-
	Providence Bruins	AHL	75	25	22	47	40	-	-	-	-	12	3	4	7	6
	NHL & Boston Totals		**2**	**0**	**0**	**0**	**0**	**0**	**0**	**0**	**Evn**	**-**	**-**	**-**	**-**	**-**

21 LOUI ERIKSSON

LEFT WING | 6'2" | 196 LBS. | SHOOTS LEFT

Born: July 17, 1985 in Goteborg, Sweden | Hometown: Goteborg, Sweden



CAREER: Has played in one NHL All-Star Game (2011) ... Has a 10/36 record in NHL shootouts (4 deciding goals) ... Has taken two career penalty shots (one goal) ... **2013-14:** Reached the ten-goal mark for the seventh straight season and his six penalty minutes were a career season-low ... Had six multiple-point games, including four assists on Apr. 5 vs. Philadelphia which was a career-high for assists in a game and matched his previous career-high for points in a game ... Had a six-game point streak from Nov. 7-18 (2-5=7 totals) ... Played his first game as a Bruin on Oct. 3 vs. Tampa Bay and scored his first goal and point as a Bruin with the game-winning goal on Oct. 12 at Columbus ... Missed 21 games to injuries which were his first games missed since the 2010-11 season ... Added 2-3=5 totals in 12 post-season games played ... Had one multiple-point playoff game, a 1-1=2 effort on May 10 vs. Montreal ... Had points in consecutive post-season games Apr. 26-May 1 (1-1=2 totals) ... **2012-13:** Tied for the team lead in goals and was second overall in the club's scoring race ... Had six multiple-point games, all two-point nights including a two-goal effort Mar. 18 vs. Calgary ... Had two three-game point streaks, from Feb. 23-26 (2-2=4 totals) and Mar. 21-25 (0-4=4 totals) ... Recorded his 200th NHL assist on Mar. 14 vs. Anaheim and played his 500th NHL game Apr. 25 vs. Columbus ... Played with Davos in Switzerland during the NHL lockout with 3-3=6 totals in seven games ... **2011-12:** Played in all 82 games for the third time in the previous four seasons ... Led the team in scoring ... Had 20 multiple-point games, including four multiple-goal nights and five three-point nights ... Twice tied his career-high for assists in a game with three each Nov. 6 in Carolina and Jan. 7 vs. Edmonton ... Had three five-game point streaks, from Oct. 10-21 (5-2=7 totals), Oct. 27-Nov. 8 (3-6=9 totals) and Dec. 15-23 (2-6=8 totals) ... Played his 400th NHL game on Dec. 13 vs. NY Rangers and recorded his 300th NHL point with an assist Jan. 21 at Minnesota ... **2010-11:** Established career season-highs in assists (46) and points (73) ... Had 15 multiple-point games, including a career-high 2-2=4 night on Nov. 5 vs. Phoenix and matching his career-high for assists in a game with three on Apr. 10 in Minnesota ... Had a nine-game assist streak (Dec. 28-Jan.15, ten assists) and a ten-game point streak (Dec. 28-17, 2-10=12 totals), which were both career-bests ... Scored on his first career penalty shot vs. Pittsburgh's Brent Johnson on Nov. 3 and took an unsuccessful attempt on Phoenix's Jason LaBarbera on Dec. 26 ... Scored his 100th NHL goal on Dec. 21 vs. Montreal ... Had his streak of 263 consecutive games played snapped when he missed the Jan. 21 game in Calgary with an illness ... That was his first game missed since Dec. 7, 2007 (healthy scratch) ... Played his 300th NHL game on Oct. 26 vs. Los Angeles, recorded his 100th NHL assist Oct. 16 vs. St. Louis and recorded his 200th NHL point with an assist Nov. 5 vs. Phoenix ... Was a finalist for the Lady Byng Trophy ... **2009-10:** Played in all 82 games and led the club in goals, both for the second straight season ... Had 18 multiple-point games with his season-highs two three-point nights including his second career hat trick scored Dec. 31 vs. Anaheim ... Had an eight-game point streak from Dec. 8-23 (3-9=12 totals) and a six-game point streak from Nov. 4-18 (4-3=7 totals) ... **2008-09:** Led the Stars in goals with a career-high 36 which was the most by a Star since 2000-01 (Brett Hull) ... Was second overall in the club's scoring race and was one of two players to play in every Dallas game ... His 20.2% shooting accuracy ranked second overall in the NHL ... Had 15 multiple-point games, including seven multiple-goal nights and three three-point efforts ... Scored his first career hat trick on Dec. 18 vs. Columbus and recorded a career-high three assists Mar. 14 vs. Minnesota ... Had a six-game point streak from Nov. 22-Dec. 2 (4-4=8 totals) and a five-game point streak from Mar. 1-6 (5-2=7 totals) ... Scored five consecutive Stars goals over two games Dec. 16-18, matching a club mark ... Recorded his 100th NHL point with a goal on Mar. 6 vs. Anaheim and played his 200th NHL game Mar. 21 at San Jose ... **2007-08:** Had five multiple-point games, all two-point nights and including three two-goal efforts ... Had a career-best four-game goal streak from Feb. 22-28 (six goals) and a five-game point streak from Feb. 22-Mar. 1 (6-1=7 totals) ... Played his 100th NHL game on Jan. 29 in Vancouver ... **2006-07:** Had three multiple-point games, all two-point efforts ... Had a three-game assist and point streak from Mar. 24-30 (2-3=5 totals) ... Became the fourth player in team history to score his first NHL goal in his first NHL game on Oct. 4 at Colorado ... Recorded his first NHL assist on Nov. 29 at Chicago ... **2005-06:** Played his first North American pro season with Dallas' AHL affiliate in Iowa ... Had 31-29=60 totals in 78 AHL games, leading the team in goals and second overall in the club's scoring race ... Was named the team's rookie of the year ... **Europe:** Played two seasons in the Swedish Elite League with Frolunda with 13-14=27 totals and eight PIM in 85 career games ... That followed two seasons with Frolunda's junior squad ... **International:** Has represented Sweden in eight international tournaments - the 2004 (1-1=2 totals with 2 PIM in six games) and 2005 (2-3=5 totals with 0 PIM in six games) World Junior Championships; the 2009 (3-4=7 totals with 0 PIM in nine games while winning a bronze medal), 2011 (3-1=4 totals with 2 PIM in nine games while winning a silver medal), 2012 (5-8=13 totals with 2 PIM in eight games) and 2013 (5-5=10 totals with 0 PIM in ten games while winning a gold medal) World Championships; and the 2010 Olympic Games in Vancouver (3-1=4 totals and 0 PIM in four games) and the 2014 Olympic Games in Sochi (2-1=3 totals in six games while winning a Silver medal).

TRANSACTIONS: Dallas' first pick (second round), 33rd overall, in the 2003 NHL Entry Draft ... Traded to Boston by Dallas with Matt Fraser, Reilly Smith and Joe Morrow for Tyler Seguin, Rich Peverley and Ryan Button, July 4, 2013.

ETC: Full name, Loui Eriksson ... Wife, Micaela; daughters, Elle, Blanca and Lola ... Was twice named by his peers as the league's most underrated player in a Sports Illustrated player poll (2011, 2012).

CONTRACT STATUS: Is in year five of a six-year contract with an NHL cap figure of $4,250,000.

21 LOUI ERIKSSON

CAREER VS. NHL TEAMS

	GP	G	A	PTS	PIM
Anaheim	41	15	16	31	10
Arizona	41	15	16	31	4
Boston	4	1	2	3	0
Buffalo	8	0	3	3	0
Calgary	24	6	10	16	10
Carolina	10	1	6	7	2
Chicago	27	8	9	17	4
Colorado	29	8	11	19	6
Columbus	30	10	7	17	6
Dallas	2	0	0	0	0
Detroit	30	13	10	23	4
Edmonton	27	2	12	14	8
Florida	10	0	6	6	0
Los Angeles	38	10	14	24	14
Minnesota	29	9	18	27	10
Montreal	9	2	3	5	0
Nashville	25	9	11	20	4
New Jersey	11	6	5	11	0
NY Islanders	7	5	2	7	2
NY Rangers	10	1	5	6	4
Ottawa	6	2	4	6	0
Philadelphia	10	0	8	8	6
Pittsburgh	9	5	5	10	0
St. Louis	27	10	8	18	12
San Jose	41	9	18	27	4
Tampa Bay	9	1	5	6	2
Toronto	8	0	2	2	2
Vancouver	26	7	12	19	6
Washington	8	2	4	6	0
Winnipeg	6	3	2	5	0

NHL FIRSTS:
Game – Oct. 4, 2006 at Colorado
Goal/Point – Oct. 4, 2006 at Colorado
Assist – Nov. 29, 2006 at Chicago

NHL MULTI-GOAL GAMES: 21
NHL MULTI-POINT GAMES: 88

NHL SINGLE-GAME HIGHS:
Goals
3 (2x; last Dec. 31, 2009 vs. Anaheim)
Assists
4 (Apr. 5, 2014 vs. Philadelphia)
Points
4 (2x; last 0-4=4; Apr. 5, 2014 vs. Philadelphia)

NHL SINGLE-SEASON HIGHS:
Games – 82 (3x; last 2011-12)
Goals – 36 (2008-09)
Assists – 46 (2010-11)
Points – 73 (2010-11)

NHL CAREER-BEST:
Goal Streak
4 (6-0=6; Feb. 22-28, 2008)
Assist Streak
9 (0-10=10; Dec. 28, 2010-Jan. 15, 2011)
Point Streak
10 (2-10=12; Dec. 28, 2010-Jan. 17, 2011)

STATS

			REGULAR SEASON									PLAYOFFS				
Season	**Team**	**League**	**GP**	**G**	**A**	**PTS**	**PIM**	**PP**	**SH**	**GW**	**+/-**	**GP**	**G**	**A**	**PTS**	**PIM**
2003-04	Frolunda	Sweden	46	8	5	13	4	-	-	-	-	10	1	5	6	0
2004-05	Frolunda	Sweden	39	5	9	14	4	-	-	-	-	12	0	0	0	0
2005-06	Iowa Stars	AHL	78	31	29	60	27	-	-	-	-	7	2	5	7	0
2006-07	Dallas Stars	NHL	59	6	13	19	18	2	0	0	-3	4	0	1	1	0
	Iowa Stars	AHL	15	5	3	8	13	-	-	-	-	9	2	5	7	0
2007-08	Dallas Stars	NHL	69	14	17	31	28	4	0	0	+5	18	4	4	8	8
	Iowa Stars	AHL	2	1	2	3	2	-	-	-	-	-	-	-	-	-
2008-09	Dallas Stars	NHL	82	36	27	63	14	7	1	4	+14	-	-	-	-	-
2009-10	Dallas Stars	NHL	82	29	42	71	26	6	2	4	-4	-	-	-	-	-
2010-11	Dallas Stars	NHL	79	27	46	73	8	10	1	6	+10	-	-	-	-	-
2011-12	Dallas Stars	NHL	82	26	45	71	12	5	2	3	+18	-	-	-	-	-
2012-13	Dallas Stars	NHL	48	12	17	29	8	2	1	3	-9	-	-	-	-	-
2013-14	Boston Bruins	NHL	61	10	27	37	6	2	0	2	+14	12	2	3	5	4
	NHL Totals		**562**	**160**	**234**	**394**	**120**	**38**	**7**	**22**	**+45**	**34**	**6**	**8**	**14**	**12**
	Boston Totals		**61**	**10**	**27**	**37**	**6**	**2**	**0**	**2**	**+14**	**12**	**2**	**3**	**5**	**4**

59 ALEX FALLSTROM

RIGHT WING | 6'2" | 203 LBS. | SHOOTS RIGHT

Born: September 15, 1990 in Goteborg, Sweden | Hometown: Stockholm, Sweden

Credit: John Russell-Nashville Predators

CAREER: **2013-14:** Played his first full pro season with Providence/AHL with 3-5=8 totals and 17 PIM although a series of injuries limited him to just 28 games ... **2012-13:** Signed an amateur try-out agreement with Providence/AHL at the conclusion of his college season and played ten games with the AHL Bruins with 4-1=5 totals in those contests ... Played his first professional game on Mar. 22 vs. Bridgeport Sound and scored his first pro goal on Mar. 30 vs. Hershey ... **College:** Played four seasons of college hockey at Harvard University with 33-37=70 totals and 72 penalty minutes in 114 career college games ... Led the Crimson in scoring in his senior season with 21 points in 32 games ... Was named an ECAC Hockey All-Academic selection in 2011-12 ... **Juniors:** Played nine games in the USHL for the Ohio Junior Blue Jackets prior to entering college.

TRANSACTIONS: Minnesota's fourth pick, 116th overall, in the 2009 NHL Entry Draft ... Traded to Boston by Minnesota with Craig Weller and 2011 second round draft pick (Alexander Khokhlachev) for Chuck Kobasew, Oct. 18, 2009.

ETC: Full name, Alexander Carl Fallstrom ... Nickname, Alex ... Single ... Earned his degree from Harvard University in Economics ... Lettered in golf and tennis in addition to hockey while in high school at Shattuck St. Mary's School in Minnesota ... Twitter, @alexfallstrom16

CONTRACT STATUS: Is in year two of a two-year entry level contract.

Credit: Providence Bruins

STATS

			REGULAR SEASON									PLAYOFFS				
Season	**Team**	**League**	**GP**	**G**	**A**	**PTS**	**PIM**	**PP**	**SH**	**GW**	**+/-**	**GP**	**G**	**A**	**PTS**	**PIM**
2009-10	Harvard University Crimson	ECAC	32	4	8	12	23	-	-	-	-	-	-	-	-	-
2010-11	Harvard University Crimson	ECAC	22	7	5	12	17	-	-	-	-	-	-	-	-	-
2011-12	Harvard University Crimson	ECAC	28	13	12	25	10	-	-	-	-	-	-	-	-	-
2012-13	Harvard University Crimson	ECAC	32	9	12	21	22	-	-	-	-	-	-	-	-	-
	Providence Bruins	AHL	10	4	1	5	4	-	-	-	-	-	-	-	-	-
2013-14	Providence Bruins	AHL	28	3	5	8	17	-	-	-	-	12	0	3	3	4

68 BRIAN FERLIN

RIGHT WING | 6'2" | 217 LBS. | SHOOTS RIGHT

Born: June 3, 1992 in Jacksonville, Florida | Hometown: Jacksonville, Florida

Credit: John Russell-Nashville Predators



CAREER: **College:** Played three seasons of college hockey at Cornell University before foregoing his senior season and signing with the Bruins on Apr. 11, 2014 ... Was named ECAC and Ivy League Rookie of the Year in 2011-12 with 21 points in 26 games ... Finished second in the team's scoring race in 2012-13 with 24 points ... Led the team in goals (13) and points (27) in his junior season in 2013-14, earning First Team All-Ivy and Third Team All-ECAC honors ... **Juniors:** Spent two seasons in the USHL with the Indiana Ice with 31-58=89 totals in 112 games ... Was third overall in league scoring in 2010-11 with 73 points in just 55 games.

TRANSACTIONS: Boston's fourth pick, 121st overall, in the 2011 NHL Entry Draft.

ETC: Full name, Brian Andrew Ferlin ... Single ... He was the first native of Jacksonville, Florida to be drafted by an NHL team.

CONTRACT STATUS: Is in year one of a two-year entry-level contract.

Credit: John Russell-Nashville Predators

STATS

			REGULAR SEASON									PLAYOFFS				
Season	**Team**	**League**	**GP**	**G**	**A**	**PTS**	**PIM**	**PP**	**SH**	**GW**	**+/-**	**GP**	**G**	**A**	**PTS**	**PIM**
2009-10	Indiana Ice	USHL	57	6	10	16	36	-	-	-	-	8	1	2	3	2
2010-11	Indiana Ice	USHL	55	25	48	73	26	-	-	-	-	5	1	4	5	4
2011-12	Cornell University Big Red	ECAC	26	8	13	21	30	-	-	-	-	-	-	-	-	-
2012-13	Cornell University Big Red	ECAC	34	10	14	24	55	-	-	-	-	-	-	-	-	-
2013-14	Cornell University Big Red	ECAC	32	13	14	27	26	-	-	-	-	-	-	-	-	-

41 ROB FLICK

CENTER | 6'2" | 208 LBS. | SHOOTS LEFT

Born: March 28, 1991 in London, Ontario | Hometown: London, Ontario

CAREER: **2013-14:** Played his first full season in the Bruins organization with Boston's AHL affiliate in Providence ... Had 2-5=7 totals in 53 games ... Was third among the team's forwards in penalty minutes with 92 ... **2012-13:** Began the season with Chicago's AHL affiliate in Rockford with 3-2=5 totals and 97 PIM in 51 games before his Apr. 3 trade to Boston for Max Sauve ... Was assigned to Providence where he finished the season playing in five scoreless games with the AHL Bruins ... **2011-12:** Split his first pro season between Toledo/ECHL and Rockford/AHL ... Had 4-6=10 totals in 17 ECHL games and 7-6=13 totals and 91 PIM in 45 AHL contests ... Had two Gordie Howe hat tricks with the IceHogs, with one including his first pro goal scored at Texas on Jan. 8 ... Played his first pro game on Oct. 8 vs. Grand Rapids ... **Juniors:** Played three seasons in the Ontario Hockey League with Mississauga with 46-53=99 totals and 393 penalty minutes in 181 career junior games ... Led the team in penalty minutes in both 2009-10 (157) and 2010-11 (167) ... Had 8-8=16 totals in 20 playoff games in his final junior season in 2010-11 and reached the Memorial Cup finals where Mississauga fell to St. Johns in the championship game.

TRANSACTIONS: Chicago's fourth pick, 120th overall, in the 2010 NHL Entry Draft ... Traded to Boston by Chicago for Max Sauve, Apr. 3, 2013.

ETC: Full name, Robert John Flick ... Nickname, Flicky ... Single.

CONTRACT STATUS: Is in year three of a three-year entry level contract.

STATS

			REGULAR SEASON									PLAYOFFS				
Season	**Team**	**League**	**GP**	**G**	**A**	**PTS**	**PIM**	**PP**	**SH**	**GW**	**+/-**	**GP**	**G**	**A**	**PTS**	**PIM**
2008-09	Mississauga St. Michael's Majors	OHL	48	4	4	8	69	-	-	-	-	10	1	1	2	14
2009-10	Mississauga St. Michael's Majors	OHL	65	15	19	34	157	-	-	-	-	16	2	2	4	44
2010-11	Mississauga St. Michael's Majors	OHL	68	27	30	57	167	-	-	-	-	20	8	8	16	34
2011-12	Rockford IceHogs	AHL	45	7	6	13	91	-	-	-	-	-	-	-	-	-
	Toledo Walleye	ECHL	17	4	6	10	43	-	-	-	-	-	-	-	-	-
2012-13	Rockford IceHogs	AHL	51	3	2	5	97	-	-	-	-	-	-	-	-	-
	Providence Bruins	AHL	5	0	0	0	7	-	-	-	-	-	-	-	-	-
2013-14	Providence Bruins	AHL	53	2	5	7	92	-	-	-	-	-	-	-	-	-

57 JUSTIN FLOREK

LEFT WING | 6'4" | 199 LBS. | SHOOTS LEFT

Born: May 18, 1990 in Marquette, Michigan | Hometown: Marquette, Michigan

CAREER VS. NHL TEAMS

	GP	G	A	PTS	PIM
Anaheim	1	0	1	1	0
Los Angeles	1	1	0	1	0
New Jersey	1	0	0	0	0
Winnipeg	1	0	0	0	0



CAREER: **2013-14:** Spent most of the season in Providence/AHL with 19-19=38 totals and 27 PIM in 69 games ... Recalled on three occasions to Boston, from Jan. 4-5 (0-0=0 totals in one game); Jan. 6-11 (1-1=2 totals in two games); and Apr. 13 (0-0=0 totals in one game) ... Had points in consecutive games Jan. 7-9 (1-1=2 totals) ... Played his first NHL game on Jan. 4 vs. Winnipeg ... Recorded his first NHL point with an assist on Jan. 7 at Anaheim ... Scored his first NHL goal on Jan. 9 at Los Angeles ... Recalled again on Apr. 15 for the start of the playoffs and had one goal in six Boston post-season games played ... Played his first NHL playoff game on Apr. 18 vs. Detroit and scored his first NHL playoff goal and point on Apr. 20 vs. the Red Wings ... Did not dress (coach's decision) for two games and was returned to Providence/AHL on May 8 ... **2012-13:** Played his first full pro season with Providence where he had 11-16-27 totals and 37 PIM in 71 games ... **2011-12:** Signed an amateur tryout agreement with Providence/AHL on Mar. 23 at the conclusion of his college season ... Played his first professional game that evening vs. Manchester and recorded his first pro goals and points with a 2-2=4 effort in that contest ... Signed his entry level contract with Boston on Mar. 25 ... **College:** Played four seasons of college hockey at Northern Michigan University with 53-63=116 totals and 60 penalty minutes in 157 career college games ... Named a CCHA Second Team All-Star in 2011-12 when he led the team in goals and was second in his club's scoring race with 19-17=36 totals and finished as a finalist as the CCHA's best defensive forward ... Was named the Wildcats' most valuable player, best forward, defensive player of the year and community service award winner in both his junior and senior seasons ... Captained the squad in his senior year.

TRANSACTIONS: Boston's fifth pick, 135th overall, in the 2010 NHL Entry Draft.

ETC: Full name, Justin Jacob Florek ... Nickname, Flo ... Wife, Kylie; daughter Lilian ... Played two years in the U.S. National Team Development Program in 2006-7 and 2007-08 prior to entering Northern Michigan ... Twitter, @justFLOrek

CONTRACT STATUS: Is in year one of a one-year contract with an NHL cap figure of $600,000.

NHL FIRSTS:
Game – Jan. 4, 2014 vs. Winnipeg
Goal – Jan. 9, 2014 at Los Angeles
Assist – Jan. 7, 2014 at Anaheim

NHL MULTI-GOAL GAMES: None
NHL MULTI-POINT GAMES: None

NHL SINGLE-GAME HIGHS:
Goals
1 (Jan. 9, 2014 at Los Angeles)
Assists
1 (Jan. 7, 2014 at Anaheim)
Points
1 (2x; last 1-0=1, Jan. 9, 2014 at Los Angeles)

NHL SINGLE-SEASON HIGHS:
Games – 4 (2013-14)
Goals – 1 (2013-14)
Assists – 1 (2013-14)
Points – 2 (2013-14)

NHL CAREER-BEST:
Goal Streak
1 (1-0=1; Jan. 9, 2014)
Assist Streak
1 (0-1=1; Jan. 7, 2014)
Point Streak
2 (1-1=2; Jan. 7-9, 2014)

STATS

			REGULAR SEASON									PLAYOFFS				
Season	**Team**	**League**	**GP**	**G**	**A**	**PTS**	**PIM**	**PP**	**SH**	**GW**	**+/-**	**GP**	**G**	**A**	**PTS**	**PIM**
2008-09	Northern Michigan Univ. Wildcats	CCHA	40	9	8	17	6	-	-	-	-	-	-	-	-	-
2009-10	Northern Michigan Univ. Wildcats	CCHA	41	12	23	35	22	-	-	-	-	-	-	-	-	-
2010-11	Northern Michigan Univ. Wildcats	CCHA	39	13	15	28	14	-	-	-	-	-	-	-	-	-
2011-12	Northern Michigan Univ. Wildcats	CCHA	37	19	17	36	18	-	-	-	-	-	-	-	-	-
	Providence Bruins	AHL	8	2	2	4	2	-	-	-	-	-	-	-	-	-
2012-13	Providence Bruins	AHL	71	11	16	27	37	-	-	-	-	12	1	2	3	4
2013-14	Boston Bruins	NHL	4	1	1	2	0	0	0	0	+1	6	1	0	1	4
	Providence Bruins	AHL	69	19	19	38	27	-	-	-	-	4	1	0	1	0
	NHL & Boston Totals		**4**	**1**	**1**	**2**	**0**	**0**	**0**	**0**	**+ 1**	**6**	**1**	**0**	**1**	**4**

25 MATT FRASER

LEFT WING | 6'1" | 204 LBS. | SHOOTS LEFT

Born: May 20, 1990 in Red Deer, Alberta | Hometown: Red Deer, Alberta

CAREER VS. NHL TEAMS

	GP	G	A	PTS	PIM
Anaheim	4	0	0	0	0
Arizona	1	0	0	0	0
Buffalo	2	0	0	0	5
Calgary	1	0	0	0	0
Chicago	1	0	0	0	0
Columbus	1	0	0	0	0
Edmonton	1	0	0	0	0
Los Angeles	2	1	0	1	0
Nashville	4	2	0	2	0
NY Islanders	1	0	0	0	0
Ottawa	2	0	0	0	0
St. Louis	1	0	1	1	0
San Jose	2	0	1	1	0
Toronto	1	0	0	0	0
Vancouver	2	0	0	0	0
Winnipeg	1	0	0	0	5



CAREER: Has an 0/1 record in NHL shootouts ... **2013-14:** Spent most of the season in Providence/AHL with 20-10=30 totals and 34 PIM in 44 games and tied for the team lead in power play goals with nine ... Recalled once to Boston in the regular season, from Dec. 8-Jan. 12 (2-0=2 totals in 14 games) ... Played his first game as a Bruin on Dec. 8 at Toronto ... Scored his first point as a Bruin with a goal on Dec. 23 at Nashville ... Missed one game to injury and did not dress for one game ... Recalled from Providence again on May 8 and had 1-1=2 totals in four NHL post-season games ... Played his first NHL playoff game on May 8 in Montreal and scored his first NHL playoff goal and point with the overtime score in that game ... Recorded his first NHL playoff assist on May 10 vs. the Canadiens ... **2012-13:** Spent most of the season in Texas/AHL where he finished second in the club's scoring race with 33-13=46 totals ... Was second overall in the AHL in goals and led that league with 17 power play tallies ... Recalled on three occasions to Dallas - Feb. 25-27 (1-0=1 totals in two games), Mar. 9-10 (one scoreless game) and Apr. 3-26 (0-2=2 totals in nine games) ... Scored his first NHL goal on Feb. 25 at Nashville and recorded his first NHL assist on Apr. 7 in San Jose ... Played for the Western Team at the AHL All-Star Game ... **2011-12:** Spent most of his first full pro season in Texas/AHL where he led the team in goals and finished second overall in the team's scoring race with 37-18=55 totals ... Ranked second overall in the AHL in goals ... Recalled once to Dallas, playing his first NHL game on Jan. 24 vs. Anaheim ... **2009-10:** Joined Peoria/AHL to play his first two pro games ... **Juniors:** Played four full seasons of junior hockey in the Western Hockey League with Red Deer and Kootenay ... Had 87-87=174 totals with 407 penalty minutes in 265 career junior games ... Won the Doug Wickenheiser Trophy as the WHL's Humanitarian of the Year in 2009-10 ... Had two 30+ goal campaigns with Kootenay, as he tallied 32 in 2009-10 and 36 in 2010-11 ... Led the league with 17 playoff goals in 2010-11 as the Ice won the WHL championship.



TRANSACTIONS: Signed by Dallas as a free agent, Nov. 18, 2010 ... Traded to Boston by Dallas with Loui Eriksson, Reilly Smith and Joe Morrow for Tyler Seguin, Rich Peverley and Ryan Button, July 4, 2013.

ETC: Full name, Matthew John Fraser ... Nickname, Fraze ... Single ... Was the first player in history to score an overtime goal in both the AHL and NHL in the same playoff year when he accomplished the feat in the 2014 post-season.

CONTRACT STATUS: Is in year one of a one-year contract with an NHL cap figure of $625,000.

NHL FIRSTS:
Game – Jan. 24, 2012 vs. Anaheim
Goal/Point – Feb. 25, 2013 at Nashville
Assist – Apr. 7, 2013 at San Jose

NHL MULTI-GOAL GAMES: None
NHL MULTI-POINT GAMES: None

NHL SINGLE-GAME HIGHS:
Goals
1 (3x, last Jan. 9, 2014 at Los Angeles)
Assists
1 (2x; last Apr. 19, 2013 at St. Louis)
Points
1 (5x; last 1-0=1, Jan. 9, 2014 at Los Angeles)

NHL SINGLE-SEASON HIGHS:
Games – 14 (2013-14)
Goals – 2 (2013-14)
Assists – 2 (2012-13)
Points – 3 (2012-13)

NHL CAREER-BEST:
Goal Streak
1 (3x; last 1-0=1, Jan. 9, 2014)
Assist Streak
1 (2x; last 0-1=1, Apr. 19, 2013)
Point Streak
1 (5x; last 1-0=1, Jan. 9, 2014)

STATS

			REGULAR SEASON									PLAYOFFS				
Season	**Team**	**League**	**GP**	**G**	**A**	**PTS**	**PIM**	**PP**	**SH**	**GW**	**+/-**	**GP**	**G**	**A**	**PTS**	**PIM**
2007-08	Red Deer Rebels	WHL	5	0	0	0	2	-	-	-	-	-	-	-	-	-
	Kootenay Ice	WHL	63	9	11	20	48	-	-	-	-	8	1	1	2	0
2008-09	Kootenay Ice	WHL	63	10	14	24	123	-	-	-	-	4	0	2	2	12
2009-10	Kootenay Ice	WHL	65	32	24	56	117	-	-	-	-	6	1	1	2	12
	Peoria Rivermen	AHL	2	0	0	0	0	-	-	-	-	-	-	-	-	-
2010-11	Kootenay Ice	WHL	66	36	38	74	115	-	-	-	-	19	17	10	27	18
2011-12	Dallas Stars	NHL	1	0	0	0	0	0	0	0	Evn	-	-	-	-	-
	Texas Stars	AHL	73	37	18	55	45	-	-	-	-	-	-	-	-	-
2012-13	Dallas Stars	NHL	12	1	2	3	0	0	0	0	Evn	-	-	-	-	-
	Texas Stars	AHL	62	33	13	46	26	-	-	-	-	9	2	0	2	2
2013-14	Boston Bruins	NHL	14	2	0	2	10	0	0	0	Evn	4	1	1	2	0
	Providence Bruins	AHL	44	20	10	30	34	-	-	-	-	5	3	2	5	0
	NHL Totals		**27**	**3**	**2**	**5**	**10**	**0**	**0**	**0**	**Evn**	**4**	**1**	**1**	**2**	**0**
	Boston Totals		**14**	**2**	**0**	**2**	**10**	**0**	**0**	**0**	**Evn**	**4**	**1**	**1**	**2**	**0**

53 SETH GRIFFITH

CENTER | 5'9" | 192 LBS. | SHOOTS RIGHT

Born: January 4, 1993 in Wallaceburg, Ontario | Hometown: Wallaceburg, Ontario

Credit: John Russell-Nashville Predators

CAREER: **2013-14:** Played his first professional season with Boston's AHL affiliate in Providence and ranked second in that team's scoring race with 20-30=50 totals ... Played his first pro game on Oct. 12 at Portland and scored his first professional goal with a tally in that contest ... Had nine multiple-point games, including his first career pro hat trick with a 4-1=5 effort on Mar. 9 vs. Adirondack ... Had a six-game point streak from Mar. 7-16 (7-5=12 totals) ... Added 4-7=11 totals in 12 playoff games ... **Juniors:** Played four seasons of junior hockey with London of the Ontario Hockey League ... Enjoyed his best junior season in 2011-12 when he led the Knights in scoring with 45-40=85 totals and finished second in the team's scoring race in 2012-13 with another 30+ goal and 80+ point campaign ... Was a member of the first London teams to win consecutive OHL championships in his final two seasons ... Had a combined 48 points in 40 games over those two post-seasons ... Named a Second Team OHL All-Star in 2011-12 and to a First Team berth in 2012-13.

TRANSACTIONS: Boston's third pick (fifth round), 131st overall, in the 2012 NHL Entry Draft.

ETC: Full name, Seth Eldon Griffith ... Nickname, Griff ... Single.

CONTRACT STATUS: Is in year two of a three-year entry level contract.

Credit: John Russell-Nashville Predators

STATS

			REGULAR SEASON									PLAYOFFS				
Season	**Team**	**League**	**GP**	**G**	**A**	**PTS**	**PIM**	**PP**	**SH**	**GW**	**+/-**	**GP**	**G**	**A**	**PTS**	**PIM**
2009-10	London Knights	OHL	17	2	1	3	2	-	-	-	-	10	4	3	7	2
2010-11	London Knights	OHL	68	22	40	62	28	-	-	-	-	6	3	4	7	6
2011-12	London Knights	OHL	68	45	40	85	49	-	-	-	-	19	10	13	23	12
2012-13	London Knights	OHL	54	33	48	81	52	-	-	-	-	21	9	16	25	14
2013-14	Providence Bruins	AHL	69	20	30	50	28	-	-	-	-	12	4	7	11	8

27 DOUGIE HAMILTON

DEFENSE | 6'5" | 199 LBS. | SHOOTS RIGHT

Born: June 17, 1993 in Toronto, Ontario | Hometown: Toronto, Ontario

CAREER VS. NHL TEAMS

	GP	G	A	PTS	PIM
Anaheim	2	1	0	1	2
Arizona	2	0	1	1	0
Boston	-	-	-	-	-
Buffalo	8	2	1	3	0
Calgary	-	-	-	-	-
Carolina	5	0	3	3	2
Chicago	1	0	0	0	0
Colorado	2	0	2	2	0
Columbus	2	0	1	1	2
Dallas	1	0	1	1	0
Detroit	3	0	0	0	0
Edmonton	1	1	0	1	0
Florida	7	2	1	3	4
Los Angeles	1	0	1	1	4
Minnesota	2	0	0	0	0
Montreal	7	3	1	4	8
Nashville	1	0	1	1	0
New Jersey	6	0	1	1	6
NY Islanders	4	1	3	4	4
NY Rangers	6	1	3	4	2
Ottawa	6	0	2	2	2
Philadelphia	6	0	1	1	6
Pittsburgh	5	0	0	0	0
St. Louis	2	0	0	0	0
San Jose	2	0	0	0	0
Tampa Bay	6	0	3	3	6
Toronto	7	0	1	1	2
Vancouver	1	0	0	0	0
Washington	5	1	2	3	0
Winnipeg	5	0	0	0	4

CAREER: **2013-14:** Established career season-highs in all categories with 7-18=25 totals in 64 games ... Had two multiple-point games, including a 1-2=3 effort on Mar. 2 at NY Rangers which was a career-high for points in a game ... Had two three-game point streaks, from Nov. 2-7 (1-2=3 totals) and from Mar. 21-24 (four assists), which matched his previous career-best assist streak ... Played his 100th NHL/Bruins game on Apr. 2 at Detroit ... Missed 14 games with injuries and did not dress (coach's decision) for four games ... Was second among team defensemen in post-season scoring with 2-5=7 totals in 12 games ... Had one multiple-point game, a two-assist effort on Apr. 24 vs. Detroit ... Had a five-game playoff point streak from Apr. 22-May 3 (2-4=6 totals), including assists in three straight games from Apr. 24-May 1 (four assists) ... Scored his first NHL career playoff goal with the game-winning score on Apr. 22 in Detroit ... **2012-13:** Had three multiple-point games, all two-point efforts ... Had a four-game point streak from Feb. 29-Mar. 5 (2-2=4 totals) and a three-game assist & point streak from Jan. 23-28 (four assists) ... Was a plus or even player in 35 of his 42 games, including in 21 of his last 22 games played ... Played his first NHL game on Jan. 19 vs. the NY Rangers, his first NHL point was an assist on Jan. 23 vs. the Rangers and his first NHL goal was scored on Feb. 15 at Buffalo ... Did not dress (coach's decision) for six games ... Had three assists in six playoff games ... Had points in consecutive post-season games May 16-19 (0-2=2 totals) ... Played his first NHL playoff game on May 4 vs. Toronto ... Recorded his first NHL playoff point with an assist on May 16 vs. NY Rangers ... Played 32 games with his junior team in Niagara/OHL during the lockout with 8-33=41 totals ... **Juniors:** Played three seasons of junior hockey with the OHL's Niagara Ice Dogs with 32-114=146 totals and 160 penalty minutes in 181 career junior games ... Was named an OHL First Team All-Star in 2011-12 and a Second Team All-Star in 2010-11 ... Was the Canadian Major Junior Defenseman of the Year in 2011-12 as he led blueliners in scoring with 17-55=72 totals in 50 games and also ranked third overall with a +37 plus/minus rating ... Was named the CHL's scholastic player of the year in 2010-11 ... Was named to the OHL's All-Rookie Team in 2009-10 and was Niagara's rookie of the year in that season ... **International:** Played for Team Canada in both the 2012 (2-4=6 totals in six games while winning a bronze medal) and 2013 (1-1=2 totals in six games) World Junior Championships.

TRANSACTIONS: Boston's first pick, ninth overall, in the 2011 NHL Entry Draft.

ETC: Full name, Douglas Jonathan Hamilton ... Nickname, Hammer ... Single ... His father Doug is a two-time Olympian for Canada's men's rowing team, winning a bronze medal in 1984 and also competing in 1988 ... His mother Lynn represented Canada on their 1988 women's Olympic basketball team ... His older brother Freddie was a junior teammate in Niagara and was selected by San Jose in the fifth round of the 2010 NHL Entry Draft ... Wore #53 during his first training camp but switched to #27 prior to the start of his first NHL season ... Twitter, @dhamilton27.

CONTRACT STATUS: Is in year three of a three-year entry level contract.

NHL FIRSTS:
Game – Jan. 19, 2013 vs. NY Rangers
Goal – Feb. 15, 2013 at Buffalo
Assist/Point – Jan. 23, 2013 at NY Rangers

NHL MULTI-GOAL GAMES: None
NHL MULTI-POINT GAMES: 5

NHL SINGLE-GAME HIGHS:
Goals
1 (12x; last Mar. 2, 2014 at NY Rangers)
Assists
2 (4x; last Mar. 21, 2014 at Colorado)
Points
3 (1-2=3, Mar. 2, 2014 at NY Rangers)

NHL SINGLE-SEASON HIGHS:
Games – 64 (2013-14)
Goals – 7 (2013-14)
Assists – 18 (2013-14)
Points – 25 (2013-14)

NHL CAREER-BEST:
Goal Streak
2 (2x; last 2-0=2, Jan. 30-Feb. 1, 2014)
Assist Streak
3 (2x; last 0-4=4, Mar. 21-24, 2014)
Point Streak
4 (2-2=4, Feb. 29-Mar. 5, 2013)

STATS

			REGULAR SEASON									PLAYOFFS				
Season	**Team**	**League**	**GP**	**G**	**A**	**PTS**	**PIM**	**PP**	**SH**	**GW**	**+/-**	**GP**	**G**	**A**	**PTS**	**PIM**
2009-10	Niagara Ice Dogs	OHL	64	3	13	16	36	-	-	-	-	5	0	1	1	4
2010-11	Niagara Ice Dogs	OHL	67	12	46	58	77	-	-	-	-	14	4	12	16	16
2011-12	Niagara Ice Dogs	OHL	50	17	55	72	47	-	-	-	-	20	5	18	23	16
2012-13	Niagara Ice Dogs	OHL	32	8	33	41	32	-	-	-	-	-	-	-	-	-
	Boston Bruins	NHL	42	5	11	16	14	2	0	0	+4	7	0	3	3	0
2013-14	Boston Bruins	NHL	64	7	18	25	40	2	0	1	+22	12	2	5	7	14
	NHL & Boston Totals		**106**	**12**	**29**	**41**	**54**	**4**	**0**	**1**	**+26**	**19**	**2**	**8**	**10**	**14**

23 CHRIS KELLY

CENTER | 6'0" | 198 LBS. | SHOOTS LEFT

Born: November 11, 1980 in Toronto, Ontario | Hometown: Toronto, Ontario

CAREER: Has won one Stanley Cup championship (2011 with Boston) ... Has taken one career penalty shot (goal) ... Has an 0/1 record in NHL shootouts ... **2013-14:** Had points in consecutive games on three occasions - Nov. 19-21 (0-2=2 totals), Feb. 8-26 (2-0=2 totals) and Mar. 8-9 (1-1=2 totals) ... Scored on his first career penalty shot on Oct. 3 vs. Tampa Bay's Anders Lindback ... It was the first time in NHL history that a team's first goal of the season was scored on a penalty shot ... Missed 25 regular season games and the entire post-season to injuries ... **2012-13:** Had one multiple-point game, a 1-1=2 effort on Apr. 17 vs. Buffalo ... Had points in consecutive games once, Jan. 31-Feb. 2 (0-2=2 totals) ... Played his 600th NHL game on Apr. 23 at Philadelphia and scored his 100th NHL goal on Apr. 17 vs. Buffalo ... Missed 14 games with a broken tibia (Mar. 12-Apr. 6) ... That snapped his consecutive-games played streak at 136 straight regular season and playoff games and were his first games missed as a Bruin since he did not dress for the first game after his trade while he was awaiting visa approval ... All three of his post-season points came in the Stanley Cup Final vs. Chicago, including points in consecutive games June 15-17 (1-1=2 totals) ... Played eight games with Red Ice in Switzerland during the lockout with 4-5=9 totals ... **2011-12:** His +33 tied teammate Zdeno Chara for the league's third-best plus/minus rating ... Established career season-highs in goals (20) and points (39) ... Played in all 82 games for the fourth time in his career and was the only Bruin to do so ... Had nine multiple-point games with his season-high a 2-1=3 effort on Nov. 19 at NY Islanders ... Had a five-game point streak from Mar. 17-25 (3-4=7 totals) which matched his career-best point string ... Played his 500th NHL game Nov. 7 vs. NY Islanders and recorded his 200th NHL point with a goal Dec. 14 at Ottawa ... Added 1-2=3 totals in seven post-season games with the goal coming in overtime of a 1-0 win on Apr. 12 vs. Washington ... Had a three-game playoff point streak from Apr. 12-16 (1-2=3 totals) ... **2010-11:** Had 12-11=23 totals with 27 PIM in 57 Senators games at the time of his Feb. 15 trade to Boston and added 2-3=5 totals with six PIM in 24 Bruins contests ... Had four multiple-point games, including his first career hat trick scored Dec. 5 at NY Rangers ... Had a five-game point streak from Dec. 10-19 (2-4=6 totals), which matched his career-best point streaks recorded on two previous occasions ... Recorded his 100th NHL assist Feb. 5 at NY Islanders with Ottawa ... Did not dress for one game, as his visa was not approved in time for travel to the first Boston game following his trade from Ottawa ... Added career playoff-highs of 5-8=13 totals in 25 post-season games ... Had one multiple-point game, including tying his career-high for points in a game with a 1-2=3 effort Apr. 21 vs. Montreal ... Had a four-game assist and point streak from May 17-23 (0-4=4 totals) and had points in consecutive games on three other occasions ... **2009-10:** Had five multiple-point games with his season-high a 2-1=3 effort Jan. 3 vs. Philadelphia which was his first career two-goal game ... Played his 400th NHL game Mar. 27 vs. Florida ... **2008-09:** Played in all 82 games for the third time in his career ... Had three multiple-point games, all two-point nights ... Recorded his 100th NHL point Oct. 18 vs. Boston and played his 300th NHL game Feb. 19 vs. Vancouver ... **2007-08:** Had three multiple-point games, all two-point nights ... Had a four-game point streak from Feb. 16-23 (2-2=4 totals) ... Played his 200th NHL game Feb. 18 at Boston ... Missed seven games and the entire post-season to injury and had his consecutive games played streak snapped at 239 when he missed the Mar. 24 game in Montreal ... **2006-07:** Had nine multiple-point games, including a career-high 1-3=4 effort Jan. 13 vs. Montreal ... Had a five-game assist and point streak from Jan. 6-13 (3-8=11 totals) ... Played his 100th NHL game Nov. 8 at Atlanta ... Added 3-4=7 totals in 20 post-season games, including his first career playoff goal Apr. 11 vs. Pittsburgh, as the Senators advanced to the Stanley Cup Final where they fell to Anaheim ... **2005-06:** Tied for the NHL lead in shorthanded assists with six and ranked second among all rookies with a +21 rating ... Had five multiple-point games ... Had a career-best five-game point streak from Mar. 18-25 (2-4=6 totals), including a four-game assist streak from Mar. 19-25 ... Recorded his first NHL points with a 1-1=2 effort Oct. 29 vs. Toronto ... Played his first NHL playoff game Apr. 21 vs. Tampa Bay ... **2004-05:** Played the NHL lockout season in Binghamton where he recorded AHL career-highs with 24-36=60 totals while serving as the AHL Senators' captain ... Had 4-6=10 totals while the team was shorthanded ... **2003-04:** Spent most of the season in Binghamton/AHL where he was limited by injuries to 54 games ... Recalled twice to Ottawa, playing four scoreless games ... Suffered a fractured kneecap Feb. 14 vs. Montreal and missed six weeks with the injury ... Played his first NHL game Feb. 5 vs. Toronto ... **2002-03:** Played the season with Ottawa's AHL affiliate in Binghamton with 17-14=31 totals in 77 games ... **2001-02:** Spent most of his first pro season in Grand Rapids/AHL with 3-3=6 totals and 20 PIM in 31 games ... Also had a four-game stint with Muskegon/UHL with 1-2=3 totals from Jan. 30-Feb. 5 ... **Juniors:** Played five seasons of junior hockey in the Ontario Hockey League with London and Sudbury with 106-148=254 totals and 184 PIM in 235 career junior games.

TRANSACTIONS: Ottawa's fourth pick (third round), 94th overall, in the 1999 NHL Entry Draft ... Traded to Boston by Ottawa for 2011 second round draft pick (Shane Prince), Feb. 15, 2011.

ETC: Full name, Christopher Kelly ... Nickname, Kells ... Wife, Krissy; daughters, Presley and Evynn ... Became the first player in NHL history to score his team's first goal of the season on a penalty shot when he scored on Oct. 3, 2013 vs. Tampa Bay's Anders Lindback.

CONTRACT STATUS: Is in year three of a four-year contract with an NHL cap figure of $3,000,000.

23 CHRIS KELLY

CAREER VS. NHL TEAMS

	GP	G	A	PTS	PIM
Anaheim	7	0	3	3	4
Arizona	8	2	2	4	8
Boston	38	2	8	10	20
Buffalo	51	11	9	20	20
Calgary	9	2	0	2	2
Carolina	33	3	2	5	42
Chicago	8	1	1	2	2
Colorado	8	0	4	4	0
Columbus	11	2	1	3	6
Dallas	7	1	1	2	4
Detroit	10	0	1	1	0
Edmonton	11	1	4	5	6
Florida	32	6	9	15	14
Los Angeles	7	1	2	3	12
Minnesota	8	3	5	8	4
Montreal	54	7	8	15	39
Nashville	7	0	0	0	2
New Jersey	32	7	8	15	8
NY Islanders	34	8	8	16	12
NY Rangers	34	8	4	12	10
Ottawa	14	3	1	4	6
Philadelphia	31	10	5	15	25
Pittsburgh	32	5	10	15	10
St. Louis	9	2	5	7	6
San Jose	8	0	4	4	0
Tampa Bay	33	3	7	10	8
Toronto	52	9	10	19	20
Vancouver	11	1	0	1	10
Washington	32	1	5	6	28
Winnipeg	29	10	11	21	16

NHL FIRSTS:
Game – Feb. 5, 2004 vs. Toronto
Goal – Oct. 29, 2005 vs. Toronto
Assist/Point – Oct. 29, 2005 vs. Toronto

NHL MULTI-GOAL GAMES: 4
NHL MULTI-POINT GAMES: 39

NHL SINGLE-GAME HIGHS:
Goals
3 (Dec. 5, 2010 vs. NY Rangers)
Assists
3 (Jan. 13, 2007 vs. Montreal)
Points
4 (1-3=4, Jan. 13, 2007 vs. Montreal)

NHL SINGLE-SEASON HIGHS:
Games – 82 (4x; last 2011-12)
Goals – 20 (2011-12)
Assists – 23 (2006-07)
Points – 39 (2011-12)

NHL CAREER-BEST:
Goal Streak
2 (10x; last 2-0=2, Feb. 8-26, 2014)
Assist Streak
5 (0-8=8, Jan. 6-13, 2007)
Point Streak
5 (4x; last 3-4=7, Mar. 17-25, 2012)

STATS

			REGULAR SEASON									PLAYOFFS				
Season	**Team**	**League**	**GP**	**G**	**A**	**PTS**	**PIM**	**PP**	**SH**	**GW**	**+/-**	**GP**	**G**	**A**	**PTS**	**PIM**
1998-99	London Knights	OHL	68	36	41	77	60	-	-	-	-	25	9	17	26	22
1999-2000	London Knights	OHL	63	29	43	72	57	-	-	-	-	-	-	-	-	-
2000-01	London Knights	OHL	31	21	34	55	46	-	-	-	-	-	-	-	-	-
	Sudbury Wolves	OHL	19	5	16	21	17	-	-	-	-	12	11	5	16	14
2001-02	Grand Rapids Griffins	AHL	31	3	3	6	20	-	-	-	-	5	1	1	2	5
	Muskegon Fury	UHL	4	1	2	3	0	-	-	-	-	-	-	-	-	-
2002-03	Binghamton Senators	AHL	77	17	14	31	73	-	-	-	-	14	2	3	5	8
2003-04	Ottawa Senators	NHL	4	0	0	0	0	0	0	0	-2	-	-	-	-	-
	Binghamton Senators	AHL	54	15	19	34	40	-	-	-	-	2	0	0	0	4
2004-05	Binghamton Senators	AHL	77	24	36	60	57	-	-	-	-	6	1	2	3	11
2005-06	Ottawa Senators	NHL	82	10	20	30	76	1	0	2	+21	10	0	0	0	2
2006-07	Ottawa Senators	NHL	82	15	23	38	40	1	2	0	+28	20	3	4	7	4
2007-08	Ottawa Senators	NHL	75	11	19	30	30	0	1	1	+3	-	-	-	-	-
2008-09	Ottawa Senators	NHL	82	12	11	23	38	0	1	1	-10	-	-	-	-	-
2009-10	Ottawa Senators	NHL	81	15	17	23	27	0	1	2	-7	6	1	5	6	2
2010-11	Ottawa Senators	NHL	57	12	11	23	27	0	1	2	-12	-	-	-	-	-
	Boston Bruins	NHL	24	2	3	5	6	0	0	0	-1	25	5	8	13	6
2011-12	Boston Bruins	NHL	82	20	19	39	41	1	2	6	+33	7	1	2	3	4
2012-13	Red Ice	Switz.	8	4	5	9	8	-	-	-	-	-	-	-	-	-
	Boston Bruins	NHL	34	3	6	9	16	1	0	0	-8	22	2	1	3	19
2013-14	Boston Bruins	NHL	57	9	9	18	32	0	1	0	+ 2	-	-	-	-	-
	NHL Totals		**660**	**109**	**138**	**247**	**344**	**4**	**8**	**15**	**+47**	**90**	**12**	**20**	**32**	**37**
	Boston Totals		**197**	**34**	**37**	**71**	**95**	**2**	**3**	**6**	**+26**	**54**	**8**	**11**	**19**	**29**

76 ALEX KHOKHLACHEV

CENTER | 5'11" | 184 LBS. | SHOOTS LEFT

Born: September 9, 1993 in Moscow, Russia | Hometown: Moscow, Russia

CAREER VS. NHL TEAMS

	GP	G	A	PTS	PIM
New Jersey	1	0	0	0	2



CAREER: **2013-14:** Spent most of the season in Providence/AHL where he led the AHL Bruins in scoring with 21-36=57 totals and 28 PIM in 65 games ... Recalled once to Boston, on Apr. 13 (0-0=0 totals in one game) ... Played his first NHL game on Apr. 13 at New Jersey ... **2012-13:** Began the season in the KHL with Moscow Spartak and had 2-5=7 totals in 26 games ... Joined his junior team in Windsor in January and then was assigned to Providence/AHL on Mar. 20 ... Had 2-1=3 totals in 11 games with the AHL Bruins with both goals scored on Apr. 5 vs. Albany in the game in which the Bruins clinched their playoff berth ... Played his first North American pro game on Mar. 22 vs. Bridgeport Sound ... **Juniors:** Played three seasons in the Ontario Hockey League with the Windsor Spitfires with 81-112=193 totals and 80 penalty minutes in 152 career junior games ... Averaged over a point per game in all three of his Windsor seasons, including a 1.66 points per game average in his final season in 2012-13 ... Had three hat tricks with the Spitfires in 2012-13, including a 3-2=5 effort on Mar. 10 vs. London ... **International:** Played for Team Russia in both the 2012 (4-1=5 totals and 6 PIM in seven games while winning a silver medal) and 2013 (3-2=5 totals and 4 PIM in seven games and winning a bronze medal) World Junior Championships.

TRANSACTIONS: Boston's second pick, 40th overall, in the 2011 NHL Entry Draft.

ETC: Full name, Alexander Khokhlachev ... Nickname, Koko ... Single.

CONTRACT STATUS: Is in year two of a three-year entry level contract.

NHL FIRSTS:
Game – Apr. 13, 2014 at New Jersey
Goal – None
Assist – None

NHL MULTI-GOAL GAMES: None
NHL MULTI-POINT GAMES: None

NHL SINGLE-GAME HIGHS:
Goals
None
Assists
None
Points
None

NHL SINGLE-SEASON HIGHS:
Games – 1 (2013-14)
Goals – None
Assists – None
Points – None

NHL CAREER-BEST:
Goal Streak
None
Assist Streak
None
Point Streak
None

STATS

			REGULAR SEASON									PLAYOFFS				
Season	**Team**	**League**	**GP**	**G**	**A**	**PTS**	**PIM**	**PP**	**SH**	**GW**	**+/-**	**GP**	**G**	**A**	**PTS**	**PIM**
2010-11	Windsor Spitfires	OHL	67	34	42	76	28	-	-	-	-	18	9	11	20	8
2011-12	Windsor Spitfires	OHL	56	25	44	69	32	-	-	-	-	-	-	-	-	-
2012-13	Moscow Spartak	KHL	26	2	5	7	20	-	-	-	-	-	-	-	-	-
	Providence Bruins	AHL	11	2	1	3	8	-	-	-	-	-	-	-	-	-
	Windsor Spitfires	OHL	29	22	26	48	20	-	-	-	-	-	-	-	-	-
2013-14	Boston Bruins	NHL	1	0	0	0	2	0	0	0	Evn	-	-	-	-	-
	Providence Bruins	AHL	65	21	36	57	28	-	-	-	-	12	9	5	14	12
	NHL & Boston Totals		**1**	**0**	**0**	**0**	**2**	**0**	**0**	**0**	**Evn**	**-**	**-**	**-**	**-**	**-**

50 JARED KNIGHT

CENTER | 5'11" | 203 LBS. | SHOOTS RIGHT

Born: January 16, 1992 in Battle Creek, Michigan | Hometown: Battle Creek, Michigan

CAREER: **2013-14:** Spent the season in Providence/AHL with 5-14=19 totals with 18 PIM in 58 games ... Had two multiple-point games, including a 1-3=4 effort on Nov. 10 vs. Hartford ... **2012-13:** Played his first full professional season although a hamstring injury limited him to 12 games ... Spent most of the season in Providence/AHL with 1-2=3 totals in ten games ... Had a two-game scoreless stint in South Carolina/ECHL from Jan. 2-8 ... Returned to the Providence lineup on Apr. 5 after missing 27 games to the injury ... Scored his first professional goal on Apr. 20 vs. Bridgeport Sound ... **2010-11:** Joined Providence/AHL on an amateur try-out agreement for three games at the conclusion of his junior season ... Played his first professional game on Apr. 8 vs. Portland and had his first pro points with assists in each of his first two games, Apr. 8 vs. Portland and Apr. 9 in Springfield ... **Juniors:** Played four seasons of junior hockey in London of the Ontario Hockey League with 102-107=209 totals and 166 penalty minutes in 250 career junior games ... Scored a career-high 36 goals in 2009-10 while establishing career-highs in assists (45) and points (70) in 2010-11 ... Added 4-4=8 totals in 15 post-season games in 2011-12 as the Knights won the OHL championship and advanced to the Memorial Cup final where they lost to Shawinigan by a 2-1 score in overtime.

TRANSACTIONS: Boston's second pick, 32nd overall, in the 2010 NHL Entry Draft.

ETC: Full name, Jared Gary Knight ... Nickname, Knighter ... Single.

CONTRACT STATUS: Is in year three of a three-year entry level contract.

STATS

			REGULAR SEASON									PLAYOFFS				
Season	**Team**	**League**	**GP**	**G**	**A**	**PTS**	**PIM**	**PP**	**SH**	**GW**	**+/-**	**GP**	**G**	**A**	**PTS**	**PIM**
2008-09	London Knights	OHL	67	15	15	30	60	-	-	-	-	14	3	0	3	2
2009-10	London Knights	OHL	63	36	21	57	39	-	-	-	-	12	10	7	17	12
2010-11	London Knights	OHL	68	25	45	70	39	-	-	-	-	6	4	2	6	2
	Providence Bruins	AHL	3	0	2	2	2	-	-	-	-	-	-	-	-	-
2011-12	London Knights	OHL	52	26	26	52	28	-	-	-	-	15	4	4	8	9
2012-13	Providence Bruins	AHL	10	1	2	3	8	-	-	-	-	6	1	1	2	6
	South Carolina Stingrays	ECHL	2	0	0	0	0	-	-	-	-	-	-	-	-	-
2013-14	Providence Bruins	AHL	58	5	14	19	18	-	-	-	-	9	0	1	1	16

46 DAVID KREJCI

CENTER | 6'0" | 188 LBS. | SHOOTS RIGHT

Born: April 28, 1986 in Sternberk, Czech Republic | Hometown: Sternberk, Czech Republic



CAREER: Has won one Stanley Cup championship (2011 with Boston) ... Has a 12/39 record in NHL shootouts (6 deciding goals) ... Has taken one career penalty shot (no goal) ... **2013-14:** Won his first outright team scoring title (shared the team lead in points in both 2009-10 with Patrice Bergeron and 2010-11 with Milan Lucic) ... Led the team in assists as well with his 50 assists tied for the second-highest season total of his career (51, 2008-09) ... Led the NHL with a +39 plus/minus rating which is the second time he has led the league in that category (+37 in 2008-09) ... It is the fourth time in the last six seasons that a Bruin has led the league in plus/minus ... Had 18 multiple-point games, including four three-point games ... Recorded his third career regular season hat trick on Mar. 4 vs. Florida ... Had a seven-game point streak from Oct. 12-26 (2-8=10 totals) ... Also had a six-game point streak from Dec. 21-Jan. 2 (3-4=7 totals) ... Scored the game-winning goal with .8 remaining in regulation time on Oct. 24 vs. San Jose which was Boston's first last-minute game-winner scored since Oct. 14, 2002 (Sergei Samsonov) ... Scored his 100th NHL goal on Dec. 31 vs. New York Islanders and played his 500th NHL game on Apr. 2 at Detroit ... Did not dress (coach's decision) for two games ... **2012-13:** Ranked tied for third in the NHL with five game-winning goals ... Had six multiple-point games with his season-high a 1-2=3 effort on Mar. 16 vs. Washington which tied his career-high for points in a game ... Had a five-game point streak from Jan. 23-31 (2-4-6 totals) ... Had two four-game point streaks as well, from Feb. 6-15 (2-3=5 totals) and Mar. 5-11 (1-4=5 totals) ... Scored one goal on four shootout shots with the deciding goal on Mar. 11 at Ottawa ... Recorded his 200th NHL assist on Jan. 29 vs. New Jersey, played his 400th NHL game on Mar. 11 at Ottawa and registered his 300th NHL point with an assist on Mar. 16 vs. Washington ... Missed one game with a lower body injury (Mar. 19) which snapped his consecutive games-played streak at 109 regular season and playoff games ... Led the NHL in post-season scoring for the second time in a three-year span with career post-season highs of 9-17=26 totals ... Led the NHL in playoff assists and finished second in plus/minus rankings at +13 ... Had seven career playoff multiple-point games, including three three-point nights ... Scored his second career playoff hat trick on May 8 at Toronto with the third goal coming at 13:06 of overtime ... Had a career-best five-game playoff point streak from May 1-10 (5-6=11 totals) ... Played 24 games with Pardubice in the Czech Republic during the lockout with 16-11=27 totals ... **2011-12:** Hit the 20-goal mark for the second time in his career with a career season-high of 23 ... Had 17 multiple-point games, including his second career hat trick scored on Mar. 1 vs. New Jersey with the third goal coming in overtime ... Had a career-best 11-game point streak from Dec. 17-Jan. 14 (5-11=16 totals) which tied for the third-longest streak in the league during the season ... Played his 300th NHL game Oct. 8 vs. Tampa Bay ... Missed three games to injury ... Added 1-2=3 totals in seven playoff games with the points coming in consecutive games Apr. 21-22 ... **2010-11:** Tied for the team lead in points for the second straight season, but once again finished second in the club's scoring race with fewer goals scored ... His 49 assists were tied for tenth in the league in that category ... Had 17 multiple-point games, including three three-point games which matched his career-high for points in a game and two three-assist contests which matched his career-high for assists in a game ... Had a seven-game point streak from Mar. 3-17 (3-6=9 totals) and had two career-best five-game assist streaks, from Feb. 17-27 (1-7=8 totals) and Mar. 3-11(1-6=7 totals) ... Took his first career fighting major Dec. 16 in Montreal vs. Mike Cammalleri ... Recorded his 200th NHL point with an assist Mar. 3 vs. Tampa Bay ... Missed seven games to injuries ... Led the NHL in post-season goals and points ... His 12 goals were the most ever in one playoff year by a Czech player and tied Slovakian Marian Gaborik's 2008 mark for a Czechoslovakian-born player ... Has five multiple-point games, including a career-high 2-2=4 night Apr. 30 vs. Philadelphia and his first career playoff hat trick May 25 at Tampa Bay ... That was the first playoff hat trick by a Bruin since Cam Neely on Apr. 25, 1991 vs. Montreal ... Had a four-game point streak from Apr. 30-May 6 (4-5=9 totals) ... Scored three game-winning goals in the Conference Semifinal vs. Philadelphia, including an overtime goal in game two, as he joined Mel Hill (1939 SF) and Roy Conacher (1939 F) as the only Bruins with three game-winning goals in one playoff series ... Added another in the Conference Final vs. Tampa Bay, tying Cam Neely's club record of four game-winning goals in one playoff year ... **2009-10:** Tied for the team lead in points with Patrice Bergeron, but finished second in the team's scoring race with two fewer goals ... Had 14 multiple-point games, all two-point efforts ... Had two four-game point streaks, from Mar. 11-16 (2-5=7 totals) and Mar. 23-29 (3-4=7 totals) ... Took his first career penalty shot on Feb. 2, unsuccessful vs. Washington's Jose Theodore ... Took 11 shootout shots and scored four goals, including a team-high three deciding tallies ... Scored the game-tying goal at 19:38 of the third period that sent the game into overtime on Oct. 24 at Ottawa ... Played his 200th NHL/Bruins game Feb. 11 in Tampa Bay and recorded his 100th NHL/Bruins assist Mar. 25 vs. Tampa Bay ... Missed three games to illness or injury, snapping his consecutive games played streak at 140 straight regular season games (158 including playoffs) dating back to his Providence recall on Dec. 30, 2007 ... Had 4-4=8 totals with 2 PIM in 9 playoff games before suffering a dislocated wrist on May 5 vs. Philadelphia in game three of the CSF series ... The injury required immediate surgery and he missed the remainder of the post-season ... Had one multiple-point game, a career-high for points in a playoff game with a 2-1=3 effort on Apr. 26 vs. Buffalo ... Had a four-game point streak from Apr. 26-May 5 with 3-3=6 totals in that span ... **2008-09:** Led the NHL in plus/minus at +37 ... Established career season-highs in assists (51) and points (73) and finished second in the team's scoring race ... Played in every game for the first time in his career ... Had 21 multiple-point games, including seven three-point efforts and his first career hat trick scored Dec. 18 vs. Toronto ... The three-point games tie his career-high for points in a game ... Had a ten-game point streak from Dec. 12-Jan. 1 (6-11=17 totals) ... Had a nine-game point streak from Nov. 19-Dec. 8 (5-10=15 totals) ... Scored one overtime goal, Jan. 27 vs. Washington ... Played his 100th NHL/Bruins game Jan. 1 vs. Pittsburgh and recorded his 100th NHL/Bruins point with an assist Apr. 12 at NY Islanders ... Went 1 for 3 in shootouts ... Was voted the Seventh Player Award winner by the fans as "that player who has performed beyond expectations" ... Added 2-6=8 totals in 11 playoff games, including two multiple-point playoff games ... Had a three-game playoff point streak with 1-3=4 totals from Apr. 20-May 1 ... **2007-08:** Had five multiple-point games with his season-high a 1-2=3 effort Mar. 29 vs. Ottawa ... Had a five-game point streak from Mar. 25-Apr. 2 (3-6=9 totals) ... Went 1 for 5 in shootouts ... Recorded his first NHL point with an assist Oct. 6 at Phoenix ... Scored his first NHL goal Feb. 26 vs. Ottawa ... Had scored a shootout goal prior to that on Feb. 19 at Carolina, but shootout tallies do not count in individual statistics ... Finished second in the team's playoff scoring race with 1--4=5 totals in seven post-season games, including two two-assist efforts ... Played his first NHL playoff game Apr. 10 in Montreal and scored his first



46 DAVID KREJCI

CAREER VS. NHL TEAMS

	GP	G	A	PTS	PIM
Anaheim	8	0	3	3	4
Arizona	8	1	5	6	2
Boston	-	-	-	-	-
Buffalo	39	10	17	27	8
Calgary	6	3	7	10	0
Carolina	23	7	14	21	4
Chicago	8	3	0	3	0
Colorado	6	1	5	6	4
Columbus	8	1	5	6	4
Dallas	7	1	6	7	2
Detroit	10	2	3	5	10
Edmonton	6	1	4	5	2
Florida	27	9	14	23	0
Los Angeles	10	0	7	7	8
Minnesota	7	0	0	0	2
Montreal	35	4	17	21	22
Nashville	7	1	4	5	0
New Jersey	22	5	12	17	6
NY Islanders	23	9	12	21	10
NY Rangers	25	2	10	12	18
Ottawa	38	10	20	30	6
Philadelphia	25	5	20	25	10
Pittsburgh	23	7	9	16	6
St. Louis	7	1	6	7	2
San Jose	7	1	1	2	0
Tampa Bay	27	5	13	18	16
Toronto	38	11	25	36	16
Vancouver	6	1	2	3	4
Washington	26	5	13	18	10
Winnipeg	22	4	14	18	10

NHL playoff goal/point Apr. 12 in Montreal ... Also played 25 games in Providence/AHL from Nov. 4-Dec. 30 with 7-21=28 totals and 19 PIM in 25 AHL Bruins games ... **2006-07:** Spent most of his first pro season in Providence/AHL where he led that team in scoring with 31-43=74 totals and 47 PIM in 69 AHL Bruins games ... Recalled on three occasions to Boston - Jan. 30-Feb. 6 (0-0=0 totals in one game); Feb. 20-27 (0-0=0 totals in four games); and Mar. 8 (0-0=0 totals in one game) ... Played his first NHL game Jan. 30 in Buffalo ... Missed two games to a concussion ... Also led the AHL Bruins in playoff scoring with 3-13=16 totals and 22 PIM in 13 post-season games ... **Juniors:** Played two seasons of junior hockey with Gatineau of the Quebec Major Junior Hockey League with 49-95=144 totals and 85 penalty minutes in 117 career junior games ... Finished second in Gatineau's scoring race in 2005-06 with 27-54=81 totals and added 10-22=32 totals in 17 playoff games ... **Europe:** Played one season of junior hockey with Kladno in his native Czech Republic in 2003-04 with 23-37=60 totals in 50 games ... **International:** Played for the Czech Republic in two World Junior Championships, in 2005 (0-1=1 totals in seven games; bronze medal) and 2006 (3-3=6 totals in six games) and in two World Championships as well, in 2008 (0-0=0 totals in five games) and 2012 (3-4=7 totals in ten games; bronze medal)... Also played for the Czech Republic in the 2010 Olympic Games in Vancouver (2-1=3 totals in 5 games, including an overtime goal) and the 2014 Olympic Games in Sochi (1-2=3 totals in five games).

TRANSACTIONS: Boston's first pick (second round), 63rd overall, in the 2004 NHL Entry Draft.

ETC: Full name, David Krejci ... Nickname, Krech ... He and his wife Naomi were married this past summer ... His 12 post-season goals in 2011 were the most ever by a Czech player in one playoff year and are second only to Slovakian Marian Gaborik's 14 in 2014 for a Czechoslovakian-born NHLer ... Enters this season having missed just 16 of 502 regular season games since his Dec. 30, 2007 recall to Boston from the AHL ... Has led the NHL in plus/minus twice in the last six seasons (+37 in 2008-09 and +39 in 2013-14), as a Bruin has led the league in that category four times in that span ... Three of his nine career multiple-goal games have been hat tricks.

CONTRACT STATUS: Is in year three of a three-year contract with an NHL cap figure of $5,250,000 ... Signed a six-year contract extension on Sept. 4, 2014 that commences in 2015-16 with an NHL cap figure of $7,250,000.

NHL FIRSTS:
Game – Jan. 30, 2007 at Buffalo
Goal – Feb. 26, 2008 vs. Ottawa
Assist/Point – Oct. 6, 2007 at Phoenix

NHL MULTI-GOAL GAMES: 9
NHL MULTI-POINT GAMES: 98

NHL SINGLE-GAME HIGHS:
Goals
3 (3x; last Mar. 4, 2014 vs. Florida)
Assists
3 (8x; last 15, 2014 vs. Carolina)
Points
3 (21x; last 0-3=3, Mar. 15, 2014 vs. Carolina)

NHL SINGLE-SEASON HIGHS:
Games – 82 (2008-09)
Goals – 23 (2011-12)
Assists – 51 (2008-09)
Points – 73 (2008-09)

NHL CAREER-BEST:
Goal Streak
3 (4x; last 3-0=3, Jan. 4-7, 2012)
Assist Streak
5 (2x; last 0-6=6, Mar. 3-11, 2011)
Point Streak
11 (5-11=16, Dec. 17, 2011-Jan. 14, 2012)

STATS

			REGULAR SEASON									PLAYOFFS				
Season	**Team**	**League**	**GP**	**G**	**A**	**PTS**	**PIM**	**PP**	**SH**	**GW**	**+/-**	**GP**	**G**	**A**	**PTS**	**PIM**
2003-04	Kladno Jr.	CZE REP	50	23	37	60	37	-	-	-	-	-	-	-	-	-
2004-05	Gatineau Olympiques	QMJHL	62	22	41	63	31	-	-	-	-	10	2	7	9	10
2005-06	Gatineau Olympiques	QMJHL	55	27	54	81	54	-	-	-	-	17	10	22	32	24
2006-07	Boston Bruins	NHL	6	0	0	0	2	0	0	0	-3	-	-	-	-	-
	Providence Bruins	AHL	69	31	43	74	47	-	-	-	-	13	3	13	16	22
2007-08	Boston Bruins	NHL	56	6	21	27	20	1	1	0	-3	7	1	4	5	2
	Providence Bruins	AHL	25	7	21	28	19	-	-	-	-	-	-	-	-	-
2008-09	Boston Bruins	NHL	82	22	51	73	26	5	2	6	+37	11	2	6	8	2
2009-10	Boston Bruins	NHL	79	17	35	52	26	6	0	3	+8	9	4	4	8	2
2010-11	Boston Bruins	NHL	75	13	49	62	28	1	0	2	+23	25	12	11	23	10
2011-12	Boston Bruins	NHL	79	23	39	62	36	2	0	2	-5	7	1	2	3	4
2012-13	Pardubice	Cze Rep	24	16	11	27	22	-	-	-	-	-	-	-	-	-
	Boston Bruins	NHL	47	10	23	33	20	0	0	5	+1	22	9	17	26	14
2013-14	Boston Bruins	NHL	80	19	50	69	28	3	0	6	+39	12	0	4	4	4
	NHL & Boston Totals		**504**	**110**	**268**	**378**	**186**	**18**	**3**	**24**	**+97**	**93**	**29**	**48**	**77**	**38**

47 TOREY KRUG

DEFENSE | 5'9" | 180 LBS. | SHOOTS LEFT

Born: April 12, 1991 in Livonia, Michigan | Hometown: Livonia, Michigan

CAREER: 2013-14: Played his first full NHL season with career season-highs in all categories ... Became just the fifth rookie defenseman in team history to score ten-or-more goals in a season and finished with the third-highest such total with 14 (Ray Bourque, 17 in 1979-80; Greg Hawgood, 16 in 1988-89) ... Finished fourth in the NHL's rookie scoring race and led all rookie defensemen ... Led all NHL rookies in power play assists (13) and points (19) while tying for second in power play goals (6) ... Had six multiple-point games with his season-high a 2-1=3 effort on Jan. 4 vs. Winnipeg ... Had a five-game point streak from Nov. 5-14 (2-3=5 totals) ... Scored the overtime goal on Nov. 25 vs. Pittsburgh, becoming the first rookie defenseman in club history to score in the extra session ... Scored his first NHL regular season goal on Oct. 5 vs. Detroit ... Did not dress (coach's decision) for three games ... Led the team in post-season scoring with 2-8=10 totals in 12 games played ... Had two multiple-point games with two-assist efforts each Apr. 20 vs. Detroit and Apr. 26 vs. the Red Wings ... Had a five-game playoff point streak from Apr. 24-May 6 (2-4=6 totals) ... **2012-13:** Spent most of the season in Providence/AHL and led Providence defensemen and was fifth overall in that team's scoring race with 13-32=45 totals and 37 PIM in 63 AHL games ... Recalled once during the regular season to Boston (Mar. 27-29) and played his lone Boston game on Mar. 27 vs. Montreal with an assist in that contest ... Played his first NHL playoff game on May 16 vs. NY Rangers and scored his first NHL playoff goal in that game ... Recorded his first NHL playoff assist on May 19 vs. NY Rangers ... Scored goals in each of his first two playoff games, becoming the fourth Bruin in club history to do so ... Had one multiple-point playoff game, a 1-1=2 effort on May 19 vs. NY Rangers ... Had points in consecutive playoff games twice, May 16-19 (2-1=3 totals) and May 23-25 (2-0=2 totals) ... **2011-12:** Signed with the Bruins on Mar. 25 at the conclusion of his junior season in college, foregoing his senior season eligibility ... Played his first NHL game Apr. 3 vs. Pittsburgh and recorded his first NHL point with an assist Apr. 5 in Ottawa ... Did not dress for six games (coach's decision) ... **College:** Played three seasons at Michigan State University, serving as a captain in both his sophomore and junior seasons ... Had 26-57=83 totals with 177 penalty minutes in 114 career college games ... Was named to the CCHA All-Rookie Team in 2009-10 and earned CCHA First Team All-Star berths in both 2010-11 and 2011-12 ... Named the CCHA Player of the Year in 2011-12, was an NCAA West First Team All-American and a finalist for the Hobey Baker Award as the nation's top college player as well ... Had college career-highs in all categories in 2011-12 with 12-22=34 totals and was the first defenseman since 1986-87 to lead the CCHA in scoring, as he shared the title with Notre Dame's T. J. Tynan.

AWARDS: NHL All-Rookie Team (2013-14)

TRANSACTIONS: Signed by Boston as a free agent, Mar. 25, 2012.

ETC: Full name, Torey Steven Krug ... Nicknames, Kruger, T.K., Freddy ... Wife Melanie ... Was the tenth player in Bruins history to score a playoff goal before scoring a regular season tally when he netted his first in the 2013 post-season and was the second to do so in those playoffs (Matt Bartkowski) ... Was the first rookie defenseman in NHL history to score four goals in his first five post-season games ... Is the only rookie defenseman in team history to score an overtime goal ... Twitter, @ToreyKrug

47 TOREY KRUG

CAREER VS. NHL TEAMS

	GP	G	A	PTS	PIM
Anaheim	2	0	1	1	0
Arizona	-	-	-	-	-
Boston	-	-	-	-	-
Buffalo	5	2	4	6	2
Calgary	2	0	1	1	0
Carolina	3	1	1	2	0
Chicago	2	0	0	0	0
Colorado	2	0	0	0	0
Columbus	3	0	2	2	0
Dallas	2	1	1	2	4
Detroit	4	1	1	2	0
Edmonton	2	1	0	1	0
Florida	5	2	2	4	0
Los Angeles	2	1	0	1	0
Minnesota	2	0	0	0	0
Montreal	5	0	1	1	0
Nashville	2	0	1	1	0
New Jersey	3	1	1	2	4
NY Islanders	3	0	1	1	4
NY Rangers	3	0	0	0	4
Ottawa	5	0	3	3	0
Philadelphia	2	0	3	3	2
Pittsburgh	4	1	0	1	2
St. Louis	2	0	2	2	2
San Jose	2	0	0	0	0
Tampa Bay	4	0	1	1	0
Toronto	4	1	1	2	2
Vancouver	2	0	0	0	0
Washington	3	0	0	0	0
Winnipeg	2	2	1	3	2

NHL FIRSTS:
Game – Apr. 3, 2012 vs. Pittsburgh
Goal – May 16, 2013 vs. NY Rangers (playoffs)
Assist/Point – Apr. 5, 2012 at Ottawa

NHL MULTI-GOAL GAMES: 2
NHL MULTI-POINT GAMES: 6

NHL SINGLE-GAME HIGHS:
Goals
2 (2x; last Jan. 4, 2014 vs. Winnipeg)
Assists
2 (3x; last Apr. 12, 2014 vs. Buffalo)
Points
3 (2-1=3, Jan. 4, 2014 vs. Winnipeg)

NHL SINGLE-SEASON HIGHS:
Games – 79 (2013-14)
Goals – 14 (2013-14)
Assists – 26 (2013-14)
Points – 40 (2013-14)

NHL CAREER-BEST:
Goal Streak
2 (2-0=2, Nov. 5-7, 2013)
Assist Streak
3 (3x; last 0-4=4, Feb. 6-26, 2014)
Point Streak
5 (2-3=5, Nov. 5-14, 2014)

STATS

			REGULAR SEASON									PLAYOFFS				
Season	**Team**	**League**	**GP**	**G**	**A**	**PTS**	**PIM**	**PP**	**SH**	**GW**	**+/-**	**GP**	**G**	**A**	**PTS**	**PIM**
2008-09	Indiana Ice	USHL	59	10	37	47	50	-	-	-	-	13	1	6	7	13
2009-10	Michigan State University Spartans	CCHA	38	3	18	21	67	-	-	-	-	-	-	-	-	-
2010-11	Michigan State University Spartans	CCHA	38	11	17	28	59	-	-	-	-	-	-	-	-	-
2011-12	Michigan State University Spartans	CCHA	38	12	22	34	51	-	-	-	-	-	-	-	-	-
	Boston Bruins	NHL	2	0	1	1	0	0	0	0	Evn	-	-	-	-	-
2012-13	Boston Bruins	NHL	1	0	1	1	0	0	0	0	-1	15	4	2	6	0
	Providence Bruins	AHL	63	13	32	45	37	-	-	-	-	7	0	3	3	2
2013-14	Boston Bruins	NHL	79	14	26	40	28	6	0	2	+18	12	2	8	10	6
	NHL & Boston Totals		**82**	**14**	**28**	**42**	**28**	**6**	**0**	**2**	**+17**	**27**	**6**	**10**	**16**	**6**

52 MATT LINDBLAD

LEFT WING | 5'11" | 193 LBS. | SHOOTS LEFT

Born: March 23, 1990 in Evanston, Illinois | Hometown: Winnetka, Illinois

CAREER VS. NHL TEAMS

	GP	G	A	PTS	PIM
Carolina	1	0	0	0	0
New Jersey	1	0	0	0	0

CAREER: **2013-14:** Spent most of the season in Providence/AHL with 8-16=24 totals and eight PIM in 55 games ... Recalled twice to Boston, from Mar. 14-15 (0-0=0 totals in one game) and Apr. 13 (0-0=0 totals in one game) ... Played his first NHL game on Mar. 15 vs. Carolina ... **2012-13:** Signed an amateur try-out agreement with Providence/AHL on Apr. 11 at the conclusion of his college season and had 1-4=5 totals in four games with the AHL Bruins ... Played his first professional game on Apr. 13 and scored his first pro goal in that game in Springfield ... **College:** Played three seasons at Dartmouth College with 29-51=80 totals and four PIM in 89 career college games ... Was second in the Big Green scoring race in both his sophomore and junior seasons ... Was named the Dartmouth Rookie of the Year in 2010-11 when he had 28 points in 33 games and shared the Ivy League rookie honors ... **Juniors:** Played two seasons in the USHL with Chicago in 2008-09 and Sioux Falls in 2009-10 with 29-66=95 totals and 37 penalty minutes in 108 combined junior games.

TRANSACTIONS: Signed by Boston as a free agent, Apr. 5, 2013.

ETC: Full name, Matthew Maurice Lindblad ... Nickname, Lindy ... Single ... Twitter, @mlindblad9

CONTRACT STATUS: Is in year two of a two-year entry level contract.

NHL FIRSTS:
Game – Mar. 15, 2014 vs. Carolina
Goal – None
Assist – None

NHL MULTI-GOAL GAMES: None
NHL MULTI-POINT GAMES: None

NHL SINGLE-GAME HIGHS:
Goals
None
Assists
None
Points
None

NHL SINGLE-SEASON HIGHS:
Games – 2 (2013-14)
Goals – None
Assists – None
Points – None

NHL CAREER-BEST:
Goal Streak
None
Assist Streak
None
Point Streak
None

STATS

			REGULAR SEASON									PLAYOFFS				
Season	**Team**	**League**	**GP**	**G**	**A**	**PTS**	**PIM**	**PP**	**SH**	**GW**	**+/-**	**GP**	**G**	**A**	**PTS**	**PIM**
2008-09	Chicago Steel	USHL	51	5	20	25	17	-	-	-	-	-	-	-	-	-
2009-10	Sioux Falls Stampede	USHL	57	24	46	70	20	-	-	-	-	3	1	2	3	2
2010-11	Dartmouth College Big Green	ECAC	33	13	15	28	4	-	-	-	-	-	-	-	-	-
2011-12	Dartmouth College Big Green	ECAC	26	6	18	24	2	-	-	-	-	-	-	-	-	-
2012-13	Dartmouth College Big Green	ECAC	30	10	18	28	2	-	-	-	-	-	-	-	-	-
	Providence Bruins	AHL	4	1	4	5	0	-	-	-	-	-	-	-	-	-
2013-14	Boston Bruins	NHL	2	0	0	0	0	0	0	0	Evn	-	-	-	-	-
	Providence Bruins	AHL	55	8	16	24	8	-	-	-	-	12	3	4	7	10
	NHL & Boston Totals		**2**	**0**	**0**	**0**	**0**	**0**	**0**	**0**	**Evn**	**-**	**-**	**-**	**-**	**-**

17 MILAN LUCIC

LEFT WING | 6'3" | 228 LBS. | SHOOTS LEFT

Born: June 7, 1988 in Vancouver, British Columbia | Hometown: Vancouver, British Columbia

CAREER: Has won one Stanley Cup championship (2011 with Boston) ... Has an 0/1 record in NHL shootouts ... **2013-14:** Hit the 20-goal mark for the third time in his career and tied his previous career season-high for assists ... Had 11 multiple-point games, including three three-point nights ... Had a six-game point streak from Dec. 21-Jan. 2 which included a career-best five-game assist streak from Dec. 23-Jan. 2 (1-5=6 totals) ... Also had two five-game point streaks, from Oct. 19-30 and Feb. 1-26 (3-4=7 totals in each stretch) ... Scored his 100th NHL goal on Oct. 14 vs. Detroit ... Missed two games to illness ... Tied for third on the team in post-season points with 4-3=7 totals in 12 games ... Had one multiple-point playoff game, a 1-1=2 effort on Apr. 26 vs. Detroit ... Tied his previous career-high with a five-game playoff point streak from Apr. 24-May 6 (3-3=6 totals) ... **2012-13:** Had four multiple-point games with his season-high three assists on Mar. 16 vs. Washington which tied his career-high for assists in a game ... Had four three-game point streaks, from Feb. 6-12 (1-3=4 totals); Feb. 24-29 (1-2=3 totals); Feb. 5-9 (0-3=3 totals); and Mar. 30-Apr. 2 (0-4=4 totals) ... Played his 400th NHL game on Mar. 17 vs. Buffalo and recorded his 600th NHL penalty minute in a fight with Chris Neil on Apr. 28 vs. Ottawa ... Did not dress for two games (one coach's decision, one personal reasons) ... Tied for third in the NHL in the post-season scoring race with 7-12=19 totals and tied for third in the playoffs at +12 ... Had four multiple-point games including three-point efforts each on May 6 at Toronto (0-3=3 totals) and June 12 at Chicago (2-1=3) which were career-highs for points in a playoff game ... Had three three-game post-season point streaks, from May 1-6 (0-6=6 totals), June 1-5 (0-3=3) and June 19-24 (2-1=3) ... **2011-12:** Hit the 20-goal mark for the second straight season and his 81 games played were a career season-high ... Had 17 multiple-point games, including three three-point nights with his three-assist effort Dec. 10 at Columbus matching his previous career-high for assists in a game ... Had a seven-game point streak from Mar. 1-11 (2-7=9 totals) ... Had a five-game goal and point streak from Oct. 29-Nov. 10 (6-2=8 totals), which was a career-best goal streak ... Played his 300th NHL game Nov. 26 vs. Winnipeg, recorded his 100th NHL assist Dec. 10 at Columbus and registered his 200th NHL point with an assist Mar. 6 in Toronto ... Missed one game serving an NHL suspension ... **2010-11:** Won his first team scoring title as he was tied with David Krejci in points but had a higher goal total ... Established career season-highs in all offensive categories ... His 30 goals were the most by a Bruin since 2008-09 ... Tied for the fifth-best plus/minus in the NHL at +28 ... Was one of two players in the NHL with 30-or-more goals and 100+ penalty minutes (Anaheim's Corey Perry) ... Had 12 multiple-point games, including his second career hat trick scored Nov. 18 vs. Florida and a career-high three assists Mar. 24 vs. Montreal ... Had two five-game point streaks, from Oct. 9-21 (3-3=6 totals) and Mar. 3-11 (2-4=6 totals) ... and netted goals in three straight games from Oct. 10-19 (three goals) ... Played his 200th NHL game Oct. 9 vs. Phoenix, recorded his 100th NHL point with a goal Nov. 10 at Pittsburgh and recorded his second career "Gordie Howe Hat Trick" Oct. 19 at Washington ... Added 5-7=12 totals in 25 playoff games ... Had two multiple-point games, including two goals May 6 vs. Philadelphia ... Had points in consecutive games twice, May 4-6 (2-1=3 totals) and May 23-25 (1-2=3 totals) ... **2009-10:** Injuries limited him to a career-low 50 games ... Eight of his nine goals came on the road ... Had two multiple-point games, both two-point nights ... Had a four-game point streak from Apr. 5-11 (1-3=4 totals) ... Missed 32 games to injuries ... Had two multiple-point playoff games, including two goals May 14 vs. Philadelphia ... Had a five-game playoff point streak from Apr. 26-May 7 (2-4=6 totals) ... **2008-09:** Had five multiple-point games, including career-highs for goals and points in a game with his first career hat trick in a 3-1=4 effort Oct. 25 vs. Atlanta ... Had an eight-game point streak from Dec. 8-23 (4-4=8 totals) ... Played his 100th NHL/Bruins game Nov. 28 vs. NY Islanders ... Missed ten games to shoulder and foot injuries ... Was selected to play in the Young Stars (Rookies vs. Sophomores) game during the NHL's All-Star Weekend, but was unable to participate due to injury ... Added 3-6=9 totals in ten playoff games ... **2007-08:** Played his first NHL season and was just the tenth rookie to win the team's Seventh Player Award as voted by the fans ... Had six multiple-point games, all two-point efforts ... Had a four-game point streak from Jan. 24-Feb. 2 (2-4=6 totals) and a three-game streak from Feb. 21-26 (1-2=3 totals) ... His four game-winning goals ranked second on the team as well as second overall among league rookies ... Played his first NHL game Oct. 5 at Dallas and scored his first NHL points in a "Gordie Howe Hat Trick" with the game-winning goal, an assist and a fight Oct. 12 in Los Angeles ... Played in the Young Stars game during All-Star weekend and scored a goal in that game ... Was sixth overall among league rookies with 13 fighting majors ... Did not dress for one game (coach's decision) and missed four games with a concussion ... Changed his number from 62 to 17 on Oct. 30 ... Played his first NHL playoff game Apr. 10 in Montreal and recorded his first NHL playoff point with a goal Apr. 13 vs. the Canadiens ... **Juniors:** Played two full seasons of junior hockey with Vancouver of the Western Hockey League with 39-48=87 totals and 298 penalty minutes in 133 career junior games ... Jumped from a 19-point season his first full junior year in 2005-06 to leading the team in scoring with 30-38=68 totals in 2006-07 ... Added 7-12=19 totals in 22 playoff games as Vancouver won the Memorial Cup championship ... Was named the Most Valuable Player of that tournament and to the Memorial Cup All-Tournament Team in 2007 ... Had been named the Giants captain for the 2007-08 season but made the Boston roster instead and did not return to his junior team.

TRANSACTIONS: Boston's second pick, 50th overall, in the 2006 NHL Entry Draft.

ETC: Full name, Milan Lucic ... Nickname, Looch ... Wife, Brittany; daughter Valentina ... Was honored by his junior team, the Vancouver Giants, with induction into their Ring of Honor in February, 2011.

CONTRACT STATUS: Is in year two of a three-year contract with an NHL cap figure of $6,000,000.

17 MILAN LUCIC

CAREER VS. NHL TEAMS

	GP	G	A	PTS	PIM
Anaheim	7	0	0	0	5
Arizona	7	1	3	4	6
Boston	-	-	-	-	-
Buffalo	41	9	14	23	68
Calgary	6	3	3	6	2
Carolina	25	6	9	15	51
Chicago	8	0	2	2	6
Colorado	6	2	2	4	14
Columbus	9	4	3	7	29
Dallas	7	4	1	5	19
Detroit	9	1	4	5	2
Edmonton	5	1	2	3	10
Florida	25	8	5	13	30
Los Angeles	10	2	2	4	18
Minnesota	7	0	0	0	8
Montreal	36	11	8	19	80
Nashville	6	1	5	6	0
New Jersey	23	6	8	14	10
NY Islanders	22	7	13	20	36
NY Rangers	24	4	9	13	40
Ottawa	33	9	12	21	31
Philadelphia	20	7	7	14	33
Pittsburgh	22	3	9	12	29
St. Louis	7	2	3	5	18
San Jose	8	3	2	5	0
Tampa Bay	24	7	6	13	38
Toronto	36	7	20	27	48
Vancouver	6	2	3	5	14
Washington	24	5	13	18	17
Winnipeg	22	6	9	15	29



NHL FIRSTS:
Game – Oct. 5, 2007 at Dallas
Goal – Oct. 12, 2007 at Los Angeles
Assist/Point – Oct. 12, 2007 at Los Angeles

NHL MULTI-GOAL GAMES: 15
NHL MULTI-POINT GAMES: 57

NHL SINGLE-GAME HIGHS:
Goals
3 (2x; last Nov. 18, 2010 vs. Florida)
Assists
3 (3x; last Mar. 16, 2013 vs. Washington)
Points
4 (3-1=4, Oct. 25, 2008 vs. Atlanta)

NHL SINGLE-SEASON HIGHS:
Games – 81 (2011-12)
Goals – 30 (2010-11)
Assists – 35 (2011-12, 2013-14)
Points – 62 (2010-11)

NHL CAREER-BEST:
Goal Streak
5 (6-0=6, Oct. 29-Nov. 10, 2011)
Assist Streak
5 (0-5=5, Dec. 23, 2013-Jan. 2, 2014)
Point Streak
8 (4-4=8, Dec. 8-23, 2008)

STATS

			REGULAR SEASON									PLAYOFFS				
Season	**Team**	**League**	**GP**	**G**	**A**	**PTS**	**PIM**	**PP**	**SH**	**GW**	**+/-**	**GP**	**G**	**A**	**PTS**	**PIM**
2004-05	Vancouver Giants	WHL	1	0	0	0	2	-	-	-	-	2	0	0	0	0
2005-06	Vancouver Giants	WHL	62	9	10	19	149	-	-	-	-	18	3	4	7	23
2006-07	Vancouver Giants	WHL	70	30	38	68	147	-	-	-	-	22	7	12	19	26
2007-08	Boston Bruins	NHL	77	8	19	27	89	1	0	4	-2	7	2	0	2	4
2008-09	Boston Bruins	NHL	72	17	25	42	136	2	0	3	+17	10	3	6	9	43
2009-10	Boston Bruins	NHL	50	9	11	20	44	0	0	2	-7	13	5	4	9	19
2010-11	Boston Bruins	NHL	79	30	32	62	121	5	0	7	+28	25	5	7	12	63
2011-12	Boston Bruins	NHL	81	26	35	61	135	7	0	1	+7	7	0	3	3	8
2012-13	Boston Bruins	NHL	46	7	20	27	75	0	0	0	+8	22	7	12	19	14
2013-14	Boston Bruins	NHL	80	24	35	59	91	3	0	5	+30	12	4	3	7	4
	NHL & Boston Totals		**485**	**121**	**177**	**298**	**691**	**18**	**0**	**22**	**+81**	**96**	**26**	**35**	**61**	**155**

63 BRAD MARCHAND

LEFT WING | 5'9" | 183 LBS. | SHOOTS LEFT

Born: May 11, 1988 in Halifax, Nova Scotia | Hometown: Hammonds Plains, Nova Scotia

CAREER: Has won one Stanley Cup championship (2011 with Boston) ... Has a 3/12 record in NHL shootouts (one deciding goal) ... Has taken two career penalty shots (one goal) ... **2013-14:** Tied for the NHL lead with five shorthanded goals ... Finished third in the NHL with a +36 plus/minus rating ... Played in every game for the first time in his career ... Reached the 20-goal mark for the third time in his career with his second-highest season total (28, 2011-12) ... Established a career season-high in assists ... Had 11 multiple-point games with his season-high a 1-3=4 effort on Jan. 27 at NY Islanders ... Had a six-game point streak, which matched his previous career-high, from Jan. 14-27 (7-5=12 totals) ... Included in that was a career-best four-game goal streak from Jan. 14-20 (six goals) ... Played his 300th NHL/Bruins game on Apr. 13 at New Jersey ... Had two multiple-point playoff games with two-assist efforts each May 1 and May 3 vs. Montreal ... Had a three-game playoff assist streak from May 1-6 (five assists) ... **2012-13:** Took his first team scoring title with 36 points in 45 games ... Ranked tied for third in the league with five game-winning goals, tied for seventh with a +23 plus/minus rating and was sixth overall in shooting percentage at 19.8% ... Had seven multiple-point games with his season-high a three-assist night Mar. 3 vs. Montreal which was a career-high for assists in a game ... Had three four-game point streaks, from Jan. 21-28 (3-1=4 totals); Feb. 17-26 (3-2=5 totals); and Mar. 2-7 (2-5=7 totals) ... Took his second career penalty shot on Mar. 5 at Washington, a successful shorthanded attempt vs. Braden Holtby ... Was plus or even in 40 of his 45 games ... Scored two goals on six shootout shots, including the deciding goal on Jan. 29 vs. New Jersey ... Recorded his 100th NHL point with an assist on Jan. 25 vs. NY Islanders and played his 200th NHL game on Mar. 19 at Winnipeg ... Missed three games to injuries ... Had three multiple-point playoff games, all two-point efforts including two goals June 3 at Pittsburgh ... Had two three-game post-season point streaks, from May 13-19 (2-3=5 totals) and June 3-7 (2-2=4 totals) ... Scored the overtime goal in game one of the CSF series vs. NY Rangers on May 16 ... **2011-12:** Enjoyed his second straight 20+ goal season with his 28 goals ranking second on the team ... Ranked fifth overall in the NHL with a +31 rating ... Had 11 multiple-point games, including his first career hat trick in a career-high 3-2=5 effort Dec. 23 vs. Florida ... Had a career-best six-game point streak from Nov. 1-15 (4-5=9 totals) ... Played his 100th NHL game on Oct. 10 vs. Colorado ... Missed one game with an illness and five to an NHL-imposed suspension ... **2010-11:** Started the season on an NHL roster for the first time in his third pro season ... Became the first Boston rookie to hit the 20-goal mark since Blake Wheeler scored 21 in 2008-09 ... Tied for third in the NHL with five shorthanded goals ... Had six multiple-point games, including a 2-2=4 night Jan. 22 in Colorado ... Had three four-game point streaks - from Nov. 3-10 (2-3=5 totals); Jan. 8-13 (3-2=5 totals); and Mar. 27-Apr. 2 (2-3=5 totals) ... Took his first career penalty shot on Mar. 8 in Montreal, unsuccessful vs. Carey Price ... Scored his first NHL goal in his first NHL multiple-point game, a 1-1=2 effort Nov. 3 in Buffalo ... Missed three games to injury and served a two-game NHL-imposed suspension from Mar. 17-19 ... Led all NHL rookies in post-season goals, assists and points in addition to plus/minus while setting a club record for goals by a rookie in one playoff year ... Had four multiple-point games, including career-high 2-1=3 efforts each Apr. 30 at Philadelphia and June 15 in Vancouver in game seven of the Stanley Cup Final ... Had a five-game playoff point streak from Apr. 27-May 6 (4-3=7 totals) ... Played his first NHL playoff game on Apr. 14 vs. Montreal, recorded his first NHL playoff point with an assist Apr. 16 vs. Montreal and scored his first NHL playoff goal Apr. 23 vs. Montreal ... **2009-10:** Split the season between Boston and Providence where he had 13-19=32 totals with 51 PIM in 34 AHL Bruins games ... Was given the Fan Appreciation Award as voted by the Providence fans ... Recalled twice to Boston, from Oct. 18-Nov. 19 and Mar. 5-end of season ... His longest games-played stretch in Boston was a nine-game span from Oct. 21-Nov. 7 ... Played his first NHL and Bruins game Oct. 21 vs. Nashville with his first NHL and Bruins point an assist in that game ... Did not dress for 13 Boston games (coach's decision) ... **2008-09:** Played his first professional season with Boston's AHL affiliate in Providence ... Had 18-41=59 totals with 67 penalty minutes in 79 regular season games and added 7-8=15 totals and 26 PIM in 16 AHL playoff games ... The 59 points were second among all AHL rookies and he was named the team's top rookie ... **Juniors:** Played four seasons of junior hockey in the Quebec Major Junior Hockey League with Moncton, Val d'Or and Halifax ... Had 102-146=248 totals with 319 penalty minutes in 245 career junior games ... Won a QMJHL championship with Moncton in 2006 ... Finished third in the Val d'Or scoring race in 2006-07 with career-high 33-47=80 totals ... Led the QMJHL in playoff scoring in 2007 with 16-24=40 totals in 20 Val d'Or post-season games ... Split the 2007-08 season between Val d'Or and Halifax and finished second in the Mooseheads scoring race with 73 combined points ... Added 3-16=19 totals in 14 playoff games in 2008 ... **International:** Played for Team Canada in two World Junior Championships, winning Gold medals in both 2007 (2-0=2 totals and 2 PIM in six games) and 2008 (4-2=6 totals and 4 PIM in seven games).

TRANSACTIONS: Boston's fourth pick (third round), 71st overall, in the 2006 NHL Entry Draft.

ETC: Full name, Bradley Kevin Marchand ... Nicknames, Marshy, Marchy, Squirrel ... Single ... Has missed 14 games over his four full NHL seasons, seven each with injuries/illness and to NHL suspensions ... His +90 plus/minus rating over the past three combined seasons ranks second to teammate Patrice Bergeron overall among all NHL players over that span ... Twitter, @Bmarch63

CONTRACT STATUS: Is in year two of a four-year contract with an NHL cap figure of $4,500,000.



63 BRAD MARCHAND

CAREER VS. NHL TEAMS

	GP	G	A	PTS	PIM
Anaheim	3	0	0	0	6
Arizona	5	0	1	1	2
Boston	-	-	-	-	-
Buffalo	23	11	5	16	20
Calgary	3	1	0	1	2
Carolina	13	5	0	5	20
Chicago	4	2	2	4	2
Colorado	4	2	2	4	2
Columbus	6	0	2	2	4
Dallas	4	2	2	4	4
Detroit	8	2	1	3	4
Edmonton	5	3	0	3	7
Florida	16	7	6	13	14
Los Angeles	6	5	2	7	2
Minnesota	4	0	1	1	0
Montreal	20	3	9	12	27
Nashville	4	2	2	4	0
New Jersey	16	3	5	8	6
NY Islanders	14	4	9	13	6
NY Rangers	15	3	3	6	8
Ottawa	22	8	7	15	14
Philadelphia	16	3	6	9	12
Pittsburgh	15	3	5	8	23
St. Louis	4	3	1	4	0
San Jose	5	0	0	0	0
Tampa Bay	14	4	6	10	16
Toronto	20	5	11	16	10
Vancouver	4	1	0	1	19
Washington	16	5	4	9	17
Winnipeg	11	5	2	7	2

NHL FIRSTS:
Game – Oct. 21, 2009 vs. Nashville
Goal – Nov. 3, 2010 at Buffalo
Assist/Point – Oct. 21, 2009 vs. Nashville

NHL MULTI-GOAL GAMES: 11
NHL MULTI-POINT GAMES: 35

NHL SINGLE-GAME HIGHS:
Goals
3 (Dec. 23, 2011 vs. Florida)
Assists
3 (2x; last Jan. 27, 2014 at NY Islanders)
Points
5 (3-2=5, Dec. 23, 2011 vs. Florida)

NHL SINGLE-SEASON HIGHS:
Games – 82 (2013-14)
Goals – 28 (2011-12)
Assists – 28 (2013-14)
Points – 55 (2011-12)

NHL CAREER-BEST:
Goal Streak
4 (6-0=6, Jan. 14-20, 2014)
Assist Streak
3 (6x; last 0-3=3, Mar. 30-Apr. 3, 2014)
Point Streak
6 (2x; last 7-5=12, Jan. 14-27, 2014)

STATS

			REGULAR SEASON									PLAYOFFS				
Season	**Team**	**League**	**GP**	**G**	**A**	**PTS**	**PIM**	**PP**	**SH**	**GW**	**+/-**	**GP**	**G**	**A**	**PTS**	**PIM**
2004-05	Moncton Wildcats	QMJHL	61	9	20	29	52	-	-	-	-	11	1	0	1	7
2005-06	Moncton Wildcats	QMJHL	68	29	37	66	83	-	-	-	-	20	5	14	19	34
2006-07	Val d'Or Foreurs	QMJHL	57	33	47	80	108	-	-	-	-	20	16	24	40	36
2007-08	Val d'Or Foreurs	QMJHL	33	21	23	44	36	-	-	-	-	-	-	-	-	-
	Halifax Mooseheads	QMJHL	26	10	19	29	40	-	-	-	-	14	3	16	19	18
2008-09	Providence Bruins	AHL	79	18	41	59	67	-	-	-	-	16	7	8	15	26
2009-10	Boston Bruins	NHL	20	0	1	1	20	0	0	0	-3	-	-	-	-	-
	Providence Bruins	AHL	34	13	19	32	51	-	-	-	-	-	-	-	-	-
2010-11	Boston Bruins	NHL	77	21	20	41	51	2	5	2	+25	25	11	8	19	40
2011-12	Boston Bruins	NHL	76	28	27	55	87	5	1	3	+31	7	1	1	2	2
2012-13	Boston Bruins	NHL	45	18	18	36	27	4	2	5	+23	22	4	9	13	21
2013-14	Boston Bruins	NHL	82	25	28	53	64	1	5	5	+36	12	0	5	5	18
	NHL & Boston Totals		**300**	**92**	**94**	**186**	**249**	**12**	**13**	**15**	**+112**	**66**	**16**	**23**	**39**	**81**

54 ADAM McQUAID

DEFENSE | 6'5" | 209 LBS. | SHOOTS RIGHT

Born: October 12, 1986 in Charlottetown, Prince Edward Island | Hometown: Cornwall, Prince Edward Island



CAREER: Has won one Stanley Cup championship (2011 with Boston) ... **2013-14:** His lone goal of the season was scored on Oct. 19 at Tampa Bay ... Played his 200th NHL game on Oct. 30 at Pittsburgh ... Missed 51 regular season games and all of the post-season with injuries and did not dress (coach's decision) for one game ... **2012-13:** Had points in consecutive games Feb. 24-26 with 1-1=2 totals in those contests ... Scored his lone goal of the season on Feb. 26 at NY Islanders ... Missed 16 games with injuries and did not dress for three games ... Was a finalist for the Masterton Trophy for 'perseverance, sportsmanship and dedication to hockey' ... Scored his first NHL playoff goal on May 6 at Toronto ... Scored the series-clinching goal vs. Pittsburgh in game four of the Conference Final on June 7 ... **2011-12:** Amassed a career season-high 99 penalty minutes while playing a career-high 72 games ... Had one multiple-point game, matching his career-high for assists and points in a game with a two-assist effort Jan. 22 at Philadelphia ... Had points in consecutive games for the second time in his career Jan. 21-22 (1-2=3 totals) ... Played his 100th NHL game Nov. 21 at Montreal ... Missed ten games to injury/illness ... **2010-11:** Started the season on an NHL roster for the first time in his fourth pro season and played his first full NHL season ... Finished tied for the third-best plus/minus rating in the league at +30 ... Recorded his first NHL multiple-point game with two assists Jan. 17 vs. Carolina ... Had 12 fighting majors and the Bruins were 7-2-3 in those games ... Recorded his first NHL assist on the game-winning goal Nov. 10 in Pittsburgh ... Missed one game to injury and did not dress for 14 games ... Added four assists in 23 playoff games, including assists in consecutive games Apr. 27-30 (0-2=2 totals) ... Recorded his first NHL playoff point with an assist on Apr. 18 in Montreal ... Missed two post-season games with an injury ... **2009-10:** Split the season between Boston and Providence/AHL with 3-7=10 totals and 66 PIM in 32 AHL Bruins games and was a team-best +11 ... Recalled on five occasions to Boston, from Dec. 15-Jan. 18, Jan. 20, Jan. 23-30, Feb. 1-14 and Apr. 5-end of season ... His longest consecutive NHL games played stretch was a seven-game span from Feb. 2-13 ... Played his first NHL game Dec. 19 at Toronto and scored his first NHL goal with the game-winning tally Feb. 7 at Montreal ... Had three fighting majors in his 19 games ... Did not dress for 12 games (coach's decision) ... Played nine scoreless playoff games, including his first career NHL playoff game on Apr. 15 in Buffalo ... **2008-09:** Played the season in Providence/AHL with 4-11=15 totals and 141 penalty minutes in 78 games ... Added three assists in 16 post-season games ... **2007-08:** Played his first pro season with Boston's AHL affiliate in Providence with 1-8=9 totals and 73 PIM in 68 games ... **Juniors:** Played four seasons of junior hockey in the Ontario Hockey League with Sudbury with 18-58=76 totals and 340 penalty minutes in 246 career junior games ... Had career-highs in all categories in 2006-07 with 9-22=31 totals in 65 games and added 1-5=6 totals in 21 games that post-season ... Was given both the team's most underrated player and the "players' player" awards at Sudbury's 2006-07 year-end awards ceremonies.

TRANSACTIONS: Columbus' second pick, 55th overall, in the 2005 NHL Entry Draft ... Traded to Boston by Columbus for 2007 fifth round draft pick (Jamie Benn), May 16, 2007.

ETC: Full name, Adam Mark McQuaid ... Nickname, Quaider ... Single.

CONTRACT STATUS: Is in year three of a three-year contract with an NHL cap figure of $1,566,667.



54 ADAM McQUAID

CAREER VS. NHL TEAMS

	GP	G	A	PTS	PIM
Anaheim	5	0	0	0	12
Arizona	1	0	0	0	17
Boston	-	-	-	-	-
Buffalo	16	0	1	1	57
Calgary	2	0	1	1	0
Carolina	8	0	3	3	19
Chicago	3	0	1	1	2
Colorado	3	0	0	0	2
Columbus	5	1	0	1	0
Dallas	4	0	0	0	13
Detroit	6	0	1	1	6
Edmonton	2	0	1	1	2
Florida	9	0	2	2	5
Los Angeles	5	0	0	0	10
Minnesota	2	0	0	0	0
Montreal	16	3	0	3	20
Nashville	4	0	0	0	11
New Jersey	8	0	0	0	5
NY Islanders	12	1	1	2	19
NY Rangers	11	1	0	1	15
Ottawa	18	0	4	4	31
Philadelphia	9	0	3	3	0
Pittsburgh	10	0	1	1	10
St. Louis	2	0	0	0	7
San Jose	5	0	1	1	5
Tampa Bay	12	1	2	3	18
Toronto	16	1	2	3	16
Vancouver	3	0	0	0	2
Washington	12	0	2	2	30
Winnipeg	11	0	2	2	11

NHL FIRSTS:
Game – Dec. 19, 2009 at Toronto
Goal/Point – Feb. 7, 2010 at Montreal
Assist – Nov. 10, 2010 at Pittsburgh

NHL MULTI-GOAL GAMES: None
NHL MULTI-POINT GAMES: 2

NHL SINGLE-GAME HIGHS:
Goals
1 (8x; last Oct. 19, 2013 at Tampa Bay)
Assists
2 (2x; last Jan. 22, 2012 at Philadelphia)
Points
2 (2x; last 0-2=2, Jan. 22, 2012 at Philadelphia)

NHL SINGLE-SEASON HIGHS:
Games – 72 (2011-12)
Goals – 3 (2010-11)
Assists – 12 (2010-11)
Points – 15 (2010-11)

NHL CAREER-BEST:
Goal Streak
1 (8x; last 1-0=1, Oct. 19, 2013)
Assist Streak
2 (0-2=2, Feb. 27-Mar. 1, 2011)
Point Streak
2 (3x; last 1-1=2, Feb. 24-26, 2013)

STATS

			REGULAR SEASON									PLAYOFFS				
Season	**Team**	**League**	**GP**	**G**	**A**	**PTS**	**PIM**	**PP**	**SH**	**GW**	**+/-**	**GP**	**G**	**A**	**PTS**	**PIM**
2003-04	Sudbury Wolves	OHL	47	3	6	9	25	-	-	-	-	7	0	1	1	2
2004-05	Sudbury Wolves	OHL	66	3	16	19	98	-	-	-	-	8	0	2	2	10
2005-06	Sudbury Wolves	OHL	68	3	14	17	107	-	-	-	-	10	0	1	1	16
2006-07	Sudbury Wolves	OHL	65	9	22	31	110	-	-	-	-	21	1	5	6	2
2007-08	Providence Bruins	AHL	68	1	8	9	73	-	-	-	-	10	0	0	0	9
2008-09	Providence Bruins	AHL	78	4	11	15	141	-	-	-	-	16	0	3	3	26
2009-10	Boston Bruins	NHL	19	1	0	1	21	0	0	1	-5	9	0	0	0	6
	Providence Bruins	AHL	32	3	7	10	65	-	-	-	-	-	-	-	-	-
2010-11	Boston Bruins	NHL	67	3	12	15	96	0	0	0	+30	23	0	4	4	14
2011-12	Boston Bruins	NHL	72	2	8	10	99	0	0	0	+16	-	-	-	-	-
2012-13	Boston Bruins	NHL	32	1	3	4	60	0	0	0	Evn	22	2	2	4	10
2013-14	Boston Bruins	NHL	30	1	5	6	69	0	0	0	+12	-	-	-	-	-
	NHL & Boston Totals		**220**	**8**	**28**	**36**	**345**	**0**	**0**	**1**	**+53**	**54**	**2**	**6**	**8**	**30**

86 KEVAN MILLER

DEFENSE | 6'2" | 210 LBS. | SHOOTS RIGHT

Born: November 15, 1987 in Los Angeles, California | Hometown: Los Angeles, California

CAREER VS. NHL TEAMS

	GP	G	A	PTS	PIM
Anaheim	1	0	0	0	0
Arizona	2	0	0	0	2
Boston	-	-	-	-	-
Buffalo	2	0	0	0	2
Calgary	2	0	0	0	0
Carolina	2	0	1	1	0
Chicago	2	0	0	0	0
Colorado	1	0	0	0	2
Columbus	-	-	-	-	-
Dallas	1	0	0	0	0
Detroit	1	0	0	0	0
Edmonton	2	0	1	1	0
Florida	3	0	1	1	0
Los Angeles	1	0	0	0	0
Minnesota	1	0	0	0	0
Montreal	3	0	0	0	12
Nashville	-	-	-	-	-
New Jersey	2	0	0	0	2
NY Islanders	2	0	0	0	0
NY Rangers	1	0	0	0	2
Ottawa	1	0	0	0	5
Philadelphia	2	0	0	0	2
Pittsburgh	2	0	0	0	0
St. Louis	2	0	0	0	0
San Jose	1	0	0	0	5
Tampa Bay	1	0	0	0	0
Toronto	3	1	1	2	4
Vancouver	2	0	0	0	0
Washington	3	0	1	1	0
Winnipeg	1	0	0	0	0



CAREER: **2013-14:** Began the season in Providence/AHL where he had 2-3=5 totals with 39 PIM in 19 games ... Recalled on three occasions to Boston, from Nov. 20-28 (0-0=0 totals in three games, did not dress for one game); Dec. 2-18 (1-1=2 totals in six games, did not dress for one game); and Dec. 30-remainder of season (0-4=4 totals in 38 games) ... Had points in consecutive games once with single assists each on Mar. 4 and Mar. 6 ... Played his first NHL game on Nov. 21 vs. St. Louis, scored his first NHL point with the game-winning goal Dec. 8 at Toronto Maple Leafs and recorded his first NHL assist Dec. 12 at Edmonton ... Missed two games with an injury and did not dress (coach's decision) for five games ... Played his first NHL playoff game Apr. 20 vs. Detroit and recorded his first NHL playoff point with an assist on Apr. 22 at Detroit ... **2012-13:** Spent the season in Providence/AHL where he had 2-14=16 totals in 64 games and ranked fourth on the team with 71 penalty minutes ... **2011-12:** Played his first full professional season in Providence/AHL where he had 3-21=24 totals in 65 games ... Ranked third on the team with 98 penalty minutes and finished second among club defensemen in scoring ... Had four multiple-point games and his shorthanded goal on Mar. 6 vs. Worcester was one of five team shorthanders during the season ... **2010-11:** Signed an amateur try-out agreement with Providence on Mar. 18 at the end of his college career and played six scoreless AHL Bruins games ... Played his first professional game on Mar. 25 at Worcester ... **College:** Played four seasons of college hockey at the University of Vermont with 5-25=30 totals and 97 PIM in 144 career college games ... Served as co-captain in 2009-10 and captain in 2010-11 ... Was the team's rookie of the year in 2007-08 when he was the lone freshman to appear in all 39 games for the Catamounts.

TRANSACTIONS: Signed by Boston as a free agent, Oct. 21, 2011.

ETC: Full name, Kevan Michael Miller ... Nickname, Millsy ... Single ... Attended the Berkshire School in Sheffield, Massachusetts where he played soccer and lacrosse in addition to hockey ... Earned a contract with the Bruins after coming to the 2011 training camp on a try-out agreement ... Was one of just three native Californians to play over half of his team's games in 2013-14 (Brooks Orpik, Matt Nieto).

CONTRACT STATUS: Is in year one of a two-year contract with an NHL cap figure of $800,000.

NHL FIRSTS:
Game – Nov. 21, 2013 vs. St. Louis
Goal – Dec. 8, 2013 at Toronto
Assist – Dec. 12, 2013 at Edmonton

NHL MULTI-GOAL GAMES: None
NHL MULTI-POINT GAMES: None

NHL SINGLE-GAME HIGHS:
Goals
1 (Dec. 8, 2013 at Toronto)
Assists
1 (5x; last Apr. 3, 2014 at Toronto)
Points
1 (6x; last 0-1=1, Apr. 3, 2014 at Toronto)

NHL SINGLE-SEASON HIGHS:
Games – 47 (2013-14)
Goals – 1 (2013-14)
Assists – 5 (2013-14)
Points – 6 (2013-14)

NHL CAREER-BEST:
Goal Streak
1 (Dec. 8, 2013)
Assist Streak
2 (0-2=2, Mar. 4-6, 2014)
Point Streak
2 (0-2=2, Mar. 4-6, 2014)

STATS

			REGULAR SEASON									PLAYOFFS				
Season	**Team**	**League**	**GP**	**G**	**A**	**PTS**	**PIM**	**PP**	**SH**	**GW**	**+/-**	**GP**	**G**	**A**	**PTS**	**PIM**
2007-08	University of Vermont Catamounts	HE	39	2	5	7	12	-	-	-	-	-	-	-	-	-
2008-09	University of Vermont Catamounts	HE	39	1	7	8	30	-	-	-	-	-	-	-	-	-
2009-10	University of Vermont Catamounts	HE	39	1	19	11	26	-	-	-	-	-	-	-	-	-
2010-11	University of Vermont Catamounts	HE	27	1	3	4	29	-	-	-	-	-	-	-	-	-
	Providence Bruins	AHL	6	0	0	0	9	-	-	-	-	-	-	-	-	-
2011-12	Providence Bruins	AHL	65	3	21	24	98	-	-	-	-	-	-	-	-	-
2012-13	Providence Bruins	AHL	64	2	14	16	71	-	-	-	-	9	0	5	5	10
2013-14	Boston Bruins	NHL	47	1	5	6	38	0	0	1	+20	11	0	2	2	8
	Providence Bruins	AHL	19	2	3	5	39	-	-	-	-	-	-	-	-	-
	NHL & Boston Totals		**47**	**1**	**5**	**6**	**38**	**0**	**0**	**1**	**+20**	**11**	**0**	**2**	**2**	**8**

60 ADAM MORRISON

GOALTENDER | 6'3" | 192 LBS. | CATCHES LEFT

Born: February 9, 1991 in Edmonton, Alberta | Hometown: White Rock, British Columbia

CAREER: **2013-14:** Won both of his starts in South Carolina/ECHL which were his lone games played during a season shortened by hip surgery ... Was recalled to Providence/AHL on Dec. 3 but did not play a game with the AHL Bruins ... **2012-13:** Played his first full professional season in the East Coast Hockey League with a 7-12-4 record, 3.71 goals against average and .893 save percentage in 24 combined games with Utah and South Carolina ... Began the season with the Stingrays before going to Utah in February ... Was recalled on three occasions to Providence but did not appear in a game with the AHL Bruins ... **2011-12:** Signed with the Bruins as a free agent on Mar. 15 and joined Providence/AHL at the conclusion of his junior season ... Played in one game for the AHL Bruins, dropping a 4-2 decision in Albany on Mar. 14 in his first professional game ... **Juniors:** Played four seasons of junior hockey in the Western Hockey League with Saskatoon and Vancouver ... Played his first three seasons for Saskatoon with a 44-22-7 record and 3.05 goals against average in 81 games before his Oct. 4, 2011 trade to Vancouver ... Enjoyed his best junior season with the Giants in 2011-12 with a 35-16-3 record and 2.75 GAA in 55 games ... Was named Vancouver's second star and was given their inspirational leadership award at season's end.

TRANSACTIONS: Philadelphia's third pick, 81st overall, in the 2009 NHL Entry Draft ... Signed by Boston as a free agent, Mar. 15, 2012.

ETC: Full name, Adam Christopher Morrison ... Nickname, Mo ... Single.

CONTRACT STATUS: Is in year three of a three-year entry level contract.

STATS

			REGULAR SEASON							PLAYOFFS					
Season	**Team**	**League**	**GP**	**MINS**	**W-L-O**	**GA**	**GAA**	**SO**	**SV%**	**GP**	**MINS**	**W-L**	**GA**	**GAA**	**SO**
2008-09	Saskatoon Blades	WHL	13	746	9-1-1	31	2.49	1	-	-	-	-	-	-	-
2009-10	Saskatoon Blades	WHL	36	2040	18-13-3	112	3.29	1	-	-	-	-	-	-	-
2010-11	Saskatoon Blades	WHL	30	1601	16-7-3	77	2.89	2	-	-	-	-	-	-	-
2011-12	Saskatoon Blades	WHL	2	120	1-1-0	9	4.50	0	-	-	-	-	-	-	-
	Vancouver Giants	WHL	55	3137	35-16-3	144	2.75	1	-	6	363	2-3-1	22	3.64	0
	Providence Bruins	AHL	1	59	0-1-0	4	4.09	0	-	-	-	-	-	-	-
2012-13	South Carolina Stingrays	ECHL	10	574	1-6-2	39	4.07	0	-	-	-	-	-	-	-
	Utah Grizzlies	ECHL	14	833	6-6-2	48	3.46	0	-	-	-	-	-	-	-
2013-14	South Carolina Stingrays	ECHL	2	125	2-0-0	7	3.36	0	-	-	-	-	-	-	-

45 JOE MORROW

DEFENSE | 6'1" | 204 LBS. | SHOOTS LEFT

Born: December 9, 1992 in Edmonton, Alberta | Hometown: Sherwood Park, Alberta


Credit: Providence Bruins



CAREER: **2013-14:** Spent his first season in the Bruins organization in Providence/AHL where he finished second among team defensemen in scoring with 6-3=29 totals in 56 games ... Had three multiple-point games, all two-point efforts ... Had a six-game point streak from Dec. 1-13 (1-5=6 totals) ... Five of his six goals were scored on the power play ... **2012-13:** Split his first pro season between Wilkes-Barre/Scranton and Texas of the American Hockey League ... Had 4-11=15 totals with 35 PIM in 57 games for the Penguins' affiliate before his March trade to Dallas ... Was then assigned to their AHL team where he finished with 1-3=4 totals in nine Texas Stars games ... Played his first pro game on Oct. 13 in Binghamton and scored his first pro point with a goal on Oct. 19 in Springfield ... **Juniors:** Played four seasons of junior hockey with Portland in the Western Hockey League with 33-118=151 totals and 251 penalty minutes in 226 career junior games ... Ranked second among WHL defensemen in scoring in his final season of 2011-12 with career season-highs in all offensive categries at 17-47=64 totals and was named a WHL First Team All-Star that year ... Played 43 playoff games in his final two junior seasons as the Winterhawks advanced to the WHL Finals in both years.

TRANSACTIONS: Pittsburgh's first pick, 23rd overall, in the 2011 NHL Entry Draft ... Traded to Dallas by Pittsburgh with 2013 fifth round draft pick (Matej Paulovic) for Brenden Morrow and Minnesota's previously acquired 2013 third round draft pick (Jake Guentzel), Mar. 24, 2013 ... Traded to Boston by Dallas with Loui Eriksson, Reilly Smith and Matt Fraser for Tyler Seguin, Rich Peverley and Ryan Button, July 4, 2013.

ETC: Full name, Joseph Mathew Alexander Morrow ... Nickname, JoMo ... Single ... Both his father Dave (1977 by Vancouver) and his brother Josh (2002 by Nashville) were drafted by NHL teams before him ... Twitter, @jmorrow7

CONTRACT STATUS: Is in year two of a three-year entry level contract.

Credit: Providence Bruins

STATS

			REGULAR SEASON									PLAYOFFS				
Season	**Team**	**League**	**GP**	**G**	**A**	**PTS**	**PIM**	**PP**	**SH**	**GW**	**+/-**	**GP**	**G**	**A**	**PTS**	**PIM**
2008-09	Portland Winterhawks	WHL	41	0	7	7	26	-	-	-	-	-	-	-	-	-
2009-10	Portland Winterhawks	WHL	63	7	24	31	59	-	-	-	-	13	0	2	2	6
2010-11	Portland Winterhawks	WHL	60	9	40	49	67	-	-	-	-	21	6	14	20	27
2011-12	Portland Winterhawks	WHL	62	17	47	64	99	-	-	-	-	22	4	13	17	35
2012-13	Wilkes-Barre/Scranton Penguins	AHL	57	4	11	15	35	-	-	-	-	-	-	-	-	-
	Texas Stars	AHL	9	1	3	4	4	-	-	-	-	8	2	1	3	8
2013-14	Providence Bruins	AHL	56	6	23	29	28	-	-	-	-	10	2	5	7	8

20 DANIEL PAILLE

LEFT WING | 6'1" | 200 LBS. | SHOOTS LEFT

Born: April 15, 1984 in Welland, Ontario | Hometown: Welland, Ontario



CAREER: Has won one Stanley Cup championship (2011 with Boston) ... Has taken three career penalty shots (no goals) ... **2013-14:** Took a career season-low six penalty minutes ... Had one multiple-point game, a 1-1=2 effort on Jan. 4 vs. Winnipeg which equalled his previous career high for points in a game ... Had points in consecutive games on five occasions - Oct. 17-19 (1-1=2 totals), Nov. 19-21 (1-1=2 totals), Dec. 28-31 (2-0=2 totals), Jan. 4-7 (2-1=3 totals) and Mar. 1-2 (0-2=2 totals) ... Missed ten games with injuries ... **2012-13:** Had three multiple-point games with 1-1=2 efforts each Feb. 24 at Florida, Apr. 10 at New Jersey and Apr. 17 vs. Buffalo ... Had goals in consecutive games Mar. 9-11 (2-0=2 totals) ... Played his 400th NHL game on Mar. 7 vs. Toronto ... Missed two games with an injury ... Had 4-5=9 totals in 22 games, which doubled his career post-season totals entering the playoffs ... Had two multiple-point playoff games with 1-1=2 efforts each May 21 at NY Rangers and June 15 at Chicago which included the overtime goal in game two of the Stanley Cup Final ... Had points in consecutive Stanley Cup Final games June 15-17 (2-1=3 totals) and four of his nine points came in the Final series ... Played eight games with Ilves Tampere in Finland during the lockout with 2-4=6 totals ... **2011-12:** Was one of three Bruins with two shorthanded goals ... Had one multiple-point game, a two-goal effort on Dec. 14 at Ottawa which matched his career-high for goals and points in a game ... Had points in consecutive games on four occasions ... Took an unsuccessful penalty shot on Vancouver's Cory Schneider on Jan. 7 ... Missed nine games to injury and did not dress for four games (coach's decision) ... **2010-11:** Had one multiple-point game, matching his career-high for assists and points in a game with a two-assist night Dec. 23 vs. Atlanta ... Matched his career-best with a four-game point streak from Apr. 2-9 (3-1=4 totals) ... Took his first career major penalty in a fight with Ottawa's Matt Carkner in his 288th career NHL game Jan. 11... Played his 300th NHL game Mar. 10 vs. Buffalo and recorded his 100th NHL point with an assist Jan. 1 at Buffalo ... Did not dress for 35 games (coach's decision) and missed four games serving an NHL-imposed suspension from Feb. 5-13 ... Had 3-3=6 totals in 25 playoff games, including one multiple-point game, a 1-1=2 effort June 6 vs. Vancouver with the goal scored shorthanded ... Had points in consecutive games May 4-6 (2-0=2 totals) ... Scored his first NHL playoff goal May 4 vs. Philadelphia. ... **2009-10:** Had one assist in two Sabres games at the time of his Oct. 20 trade to Boston ... Had four multiple-point games, all two-point efforts which matched his previous career-high for points in a game ... That included a two-goal effort Feb. 9 at Buffalo, which also matched his previous career-high for goals in a game and 1-1=2 shorthanded totals which was part of a league-first three shorthanded goals scored on the same penalty kill Apr. 10 vs. Carolina ... Had a three-game point streak from Jan. 18-23 (2-1=3 totals) ... Took his second career penalty shot with an unsuccessful attempt on NY Rangers' Henrik Lundqvist Mar. 21 ... Played his 200th NHL game Oct. 31 vs. Edmonton ... Did not dress for one Boston and four Buffalo games (coach's decisions) ... Had two assists with 2 PIM in 13 playoff games and recorded his first career playoff point with an assist Apr. 21 vs. Buffalo ... **2008-09:** Enjoyed his second-highest career offensive season with 12 goals and 27 points ... Had four multiple-point games, all two-point efforts ... Had points in consecutive games on six occasions ... Did not dress for nine games (coach's decision) ... **2007-08:** Established career season-highs in all offensive categories with 19-16=35 totals in 77 games ... Had six multiple-point games, all two-point nights ... Had a four-game assist & point streak from Dec. 21-28 (0-4=4 totals) ... Missed two games with a concussion and did not dress for two games (coach's decision) ... **2006-07:** Split the season between Buffalo and Rochester with 7-14=21 totals in 29 AHL games ... Recalled on five occasions to Buffalo with his final recall on Jan. 25 as he remained with the Sabres for the remainder of the season ... Had three multiple-point games, all two-point efforts ... Took his first career penalty shot on Jan. 26, unsuccessful vs. Columbus' Fredrik Norrena ... Missed 15 games with a broken finger ... Played his first NHL playoff game May 1 at NY Rangers ... **2005-06:** Spent most of the season in Rochester/AHL with 14-13=27 totals in 45 AHL games ... Recalled once to Buffalo, playing 14 games from Dec. 22-Jan. 26 ... Played his first NHL game Dec. 22 at Florida, recorded his first NHL point with an assist at Tampa Bay Dec. 23 and scored his first NHL goal Jan. 14 vs. Los Angeles ... **2004-05:** Played his first pro season in Rochester/AHL with 14-15=29 totals in 79 games ... Had two hat tricks, both vs. Cleveland, and netted three shorthanded goals ... **Juniors:** Played four seasons of junior hockey in Guelph/OHL with 116-131=247 totals and 202 PIM in 239 career junior games ... Had 37 goals and 80 points in his final junior season in 2003-04 ... **International:** Played for Team Canada in two World Junior Championships, winning a Silver medal in both 2003 (0-0=0 totals and 2 PIM in 6 games) and 2004 (4-0=4 totals and 2 PIM in 6 games).

TRANSACTIONS: Buffalo's first pick, 20th overall, in the 2002 NHL Entry Draft ... Traded to Boston by Buffalo for 2010 third round draft pick (Kevin Sundher), Oct. 20, 2009.

ETC: Full name, Daniel Joseph Paille ... Nickname, Piesy ... Wife, Dana ... His Oct. 20, 2009 trade to Boston from Buffalo was the first actual trade between the two teams ... Took his first career major penalty in a fight with Ottawa's Matt Carkner on Jan. 11, 2011 in his 288th career NHL game.

CONTRACT STATUS: Is in year three of a three-year contract with an NHL cap figure of $1,300,000.

20 DANIEL PAILLE

CAREER VS. NHL TEAMS

	GP	G	A	PTS	PIM
Anaheim	7	1	1	2	0
Arizona	7	1	2	3	0
Boston	17	6	2	8	10
Buffalo	21	3	3	6	2
Calgary	5	1	0	1	2
Carolina	23	3	4	7	4
Chicago	8	1	3	4	2
Colorado	4	1	0	1	0
Columbus	9	0	1	1	0
Dallas	6	0	1	1	15
Detroit	9	1	0	1	0
Edmonton	5	0	2	2	4
Florida	29	4	3	7	9
Los Angeles	10	1	1	2	2
Minnesota	5	0	0	0	0
Montreal	36	4	2	6	4
Nashville	6	2	1	3	4
New Jersey	22	4	6	10	6
NY Islanders	27	2	9	11	6
NY Rangers	27	5	2	7	6
Ottawa	37	10	3	13	5
Philadelphia	24	2	4	6	4
Pittsburgh	26	5	3	8	6
St. Louis	6	0	2	2	0
San Jose	6	1	0	1	0
Tampa Bay	27	5	7	12	8
Toronto	38	6	8	14	8
Vancouver	6	1	0	1	0
Washington	20	1	4	5	6
Winnipeg	26	8	6	14	10

NHL FIRSTS:
Game – Dec. 22, 2005 at Florida
Goal – Jan. 14, 2006 vs. Los Angeles
Assist/Point – Dec. 23, 2005 at Tampa Bay

NHL MULTI-GOAL GAMES: 6
NHL MULTI-POINT GAMES: 23

NHL SINGLE-GAME HIGHS:
Goals
2 (6x; last Dec. 14, 2011 at Ottawa)
Assists
2 (6x; last Dec. 23, 2010 vs. Atlanta)
Points
2 (23x; last 1-1=2, Jan. 4, 2014 vs. Winnipeg)

NHL SINGLE-SEASON HIGHS:
Games – 77 (2007-08)
Goals – 19 (2007-08)
Assists – 16 (2007-08)
Points – 35 (2007-08)

NHL CAREER-BEST:
Goal Streak
3 (4-0=4, Mar. 12-15, 2008)
Assist Streak
4 (0-4=4, Dec. 21-28, 2007)
Point Streak
4 (2x; last 3-1=4, Apr. 2-9, 2011)

STATS

			REGULAR SEASON									PLAYOFFS				
Season	**Team**	**League**	**GP**	**G**	**A**	**PTS**	**PIM**	**PP**	**SH**	**GW**	**+/-**	**GP**	**G**	**A**	**PTS**	**PIM**
2000-01	Guelph Storm	OHL	64	22	31	53	57	-	-	-	-	4	2	0	2	2
2001-02	Guelph Storm	OHL	62	27	30	57	54	-	-	-	-	9	5	2	7	9
2002-03	Guelph Storm	OHL	54	30	27	57	28	-	-	-	-	11	8	6	14	6
2003-04	Guelph Storm	OHL	59	37	43	80	63	-	-	-	-	22	9	9	18	14
2004-05	Rochester Americans	AHL	79	14	15	29	54	-	-	-	-	9	2	2	4	6
2005-06	Buffalo Sabres	NHL	14	1	2	3	2	0	0	0	+5	-	-	-	-	-
	Rochester Americans	AHL	45	14	13	27	29	-	-	-	-	-	-	-	-	-
2006-07	Buffalo Sabres	NHL	29	3	8	11	18	0	0	0	+5	1	0	0	0	0
	Rochester Americans	AHL	29	7	14	21	12	-	-	-	-	-	-	-	-	-
2007-08	Buffalo Sabres	NHL	77	19	16	35	14	0	3	2	+9	-	-	-	-	-
2008-09	Buffalo Sabres	NHL	73	12	15	27	20	0	0	2	Evn	-	-	-	-	-
2009-10	Buffalo Sabres	NHL	2	0	1	1	0	0	0	0	+1	-	-	-	-	-
	Boston Bruins	NHL	74	10	9	19	12	0	1	0	-4	13	0	2	2	2
2010-11	Boston Bruins	NHL	43	6	7	13	28	0	1	0	+3	25	3	3	6	4
2011-12	Boston Bruins	NHL	69	9	6	15	15	0	2	1	-5	7	1	0	1	2
2012-13	Ilves Tampere	Finland	9	2	4	6	6	-	-	-	-	-	-	-	-	-
	Boston Bruins	NHL	46	10	7	17	8	0	2	1	+3	22	4	5	9	0
2013-14	Boston Bruins	NHL	72	9	9	18	6	0	1	1	+9	7	1	0	1	2
	NHL Totals		**499**	**79**	**80**	**159**	**123**	**0**	**10**	**7**	**+26**	**75**	**9**	**10**	**19**	**10**
	Boston Totals		**304**	**44**	**38**	**82**	**69**	**0**	**7**	**2**	**+6**	**64**	**9**	**10**	**19**	**10**

66 TYLER RANDELL

RIGHT WING | 6'1" | 197 LBS. | SHOOTS RIGHT

Born: June 16, 1991 in Scarborough, Ontario | Hometown: Scarborough, Ontario

Credit: Providence Bruins

CAREER: **2013-14:** Spent the season in Providence/AHL with 4-7=11 totals and 93 PIM in 43 games ... Four of his 11 points came in a 2-2=4 performance on Mar. 9 vs. Adirondack and he completed the Gordie Howe hat trick with a fight in that game as well ... **2012-13:** Split the season between Boston's AHL affiliate in Providence and ECHL club in South Carolina ... Had 2-2=4 totals in 22 Stingrays games and skated in 23 games on two separate recalls to Providence ... **2011-12:** Began the season in Providence/AHL with two goals and 45 penalty minutes in 30 games before returning to his junior team in Kitchener as an overage player ... Played his first professional game on Oct. 7 vs. St. John's and recorded his first pro point with a goal on Oct. 16 vs. Portland ... **Juniors:** Played five-plus seasons of junior hockey in the Ontario Hockey League with Belleville and Kitchener with 67-44=111 totals and 392 penalty minutes in 267 career junior games ... Enjoyed his best season offensively in 2008-09 with 24-13=37 totals in 73 combined games with Belleville and Kitchener ... Led the Rangers in penalty minutes in 2010-11 with 160 ... Had 1-4=5 totals in 20 playoff games in 2009-10 as Kitchener advanced to their Conference Final series.

TRANSACTIONS: Boston's fourth pick (sixth round), 176th overall, in the 2009 NHL Entry Draft.

ETC: Full name, Norman Tyler Zane Randell ... Nickname, Rands ... Single.

CONTRACT STATUS: Is in year one of a one-year contract with an NHL cap figure of $575,000.

Credit: Providence Bruins

STATS

			REGULAR SEASON									PLAYOFFS				
Season	**Team**	**League**	**GP**	**G**	**A**	**PTS**	**PIM**	**PP**	**SH**	**GW**	**+/-**	**GP**	**G**	**A**	**PTS**	**PIM**
2007-08	Belleville Bulls	OHL	62	5	6	11	24	-	-	-	-	19	0	0	0	0
2008-09	Belleville Bulls	OHL	36	10	5	15	60	-	-	-	-	-	-	-	-	-
	Kitchener Rangers	OHL	37	14	8	22	39	-	-	-	-	-	-	-	-	-
2009-10	Kitchener Rangers	OHL	47	9	12	21	88	-	-	-	-	20	1	4	5	19
2010-11	Kitchener Rangers	OHL	68	20	12	32	160	-	-	-	-	7	0	0	0	7
2011-12	Kitchener Rangers	OHL	17	9	1	10	21	-	-	-	-	6	7	1	8	14
	Providence Bruins	AHL	30	2	0	2	45	-	-	-	-	-	-	-	-	-
2012-13	Providence Bruins	AHL	23	0	0	0	56	-	-	-	-	-	-	-	-	-
	South Carolina Stingrays	ECHL	22	2	2	4	46	-	-	-	-	-	-	-	-	-
2013-14	Providence Bruins	AHL	43	4	7	11	93	-	-	-	-	8	1	0	1	6

40 TUUKKA RASK

GOALTENDER | 6'2" | 185 LBS. | CATCHES LEFT

Born: March 10, 1987 in Savonlinna, Finland | Hometown: Tampere, Finland



CAREER: Has won one Stanley Cup championship (2011 with Boston) ... Has a 15-14 record in NHL shootouts (34 goals allowed on 111 shots) ... Has faced six career penalty shots, five regular season and one playoff (two goals allowed) ... **2013-14:** Led the NHL in shutouts (7), ranked second in save percentage (.930), fourth in goals against average (2.04) and fifth in wins (36) while compiling career season-highs in games and minutes played, wins and shutouts ... Allowed two goals or fewer in 38 of his 58 starts, including seven shutouts - 5-0 at Tampa Bay on Oct. 19; 3-0 vs. Tampa Bay on Nov. 11; 2-0 vs. Calgary on Dec. 17; 5-0 vs. Ottawa on Dec. 27; 1-0 at San Jose on Jan. 11; 3-0 vs. Washington on Mar. 6 and 3-0 vs. Chicago on Mar. 27 ... Had a career-best ten-game point streak from Mar. 2-30 (9-0-1 record) which included a seven-game win streak which matched his previous career-best ... Faced two penalty shots, allowing a goal by Dallas' Vern Fiddler on Nov. 5 and stopping NY Rangers' Chris Kreider on Nov. 19 ... Did not play in consecutive games just twice ... Recorded his 100th NHL/Bruins win with a 4-3 shootout victory on Mar. 30 at Philadelphia ... Dressed as backup for 23 games and did not dress for one game ... Allowed two goals or fewer in seven of his 12 playoff games ... Recorded two post-season shutouts with a 3-0 win on Apr. 22 vs. Detroit and a 1-0 overtime victory on May 8 in Montreal ... Won four straight playoff games from Apr. 20-26 ... **2012-13:** Ranked among the NHL goaltending leaders in goals against average (2.00, tied for fourth); save percentage (third at .929) and shutouts (tied for first with five) ... Allowed two goals or fewer in 24 of his 34 complete games ... Faced 30-or-more shots in 13 games with his season-high 42 by Carolina in a 6-2 win on Apr. 8 ... Had five shutouts - 1-0 at Toronto on Feb. 2; 3-0 vs. Philadelphia on Mar. 9; 1-0 vs. New Jersey on Apr. 4; 3-0 vs. Florida on Apr. 21; and 2-0 vs. Tampa Bay on Apr. 25 - which matched his previous career season-high ... Had an eight-game point streak at 7-0-1 from Feb. 2-29 (1.36 GAA and .951 Sv %age) which included a five-game win streak from Feb. 17-29 ... 20 of his 34 decisions were one-goal games (9-5-5 record) with another four games two-goal losses involving empty net goals against ... Recorded his fourth career assist on Apr. 20 vs. Pittsburgh ... Went 4-2 in shootouts (seven goals on 26 shots) ... Dressed as backup for 12 games ... Led the post-season in save percentage and shutouts (tied), was second in wins and fourth in goals against average ... Recorded his first three career playoff shutouts with a 3-0 win at Pittsburgh on June 1, a 1-0 win in the clinching game four vs. the Penguins on June 7 and 2-0 vs. Chicago on June 17 ... Set a club record for home playoff shutout streak at 193:16 spanning game four of the CF and game three of the SCF ... Twice set career-highs for shots faced in a playoff game with 54 against in a 2-1 double-overtime win vs. Pittsburgh on June 5 and 63 in the triple-overtime 4-3 loss in game one of the Stanley Cup Final vs. Chicago on June 12 ... Had a career-best five-game post-season win streak from May 25-June 7 ... Set a club record for fewest goals allowed in a four-game playoff series as he allowed just two to Pittsburgh in the Conference Final (0.44 GAA in that series) ... Played 17 games with Plzen in the Czech Republic during the lockout with a 10-7-0 record and 2.13 goals against average in those games ... **2011-12:** Allowed two goals or fewer in 12 of his complete games ... Had three shutouts - 3-0 vs. Los Angeles on Dec. 13, 8-0 vs. Florida on Dec. 23 and 9-0 over Calgary on Jan. 5 ... The Dec. 13 and 23 shutouts came in consecutive starts, which were the first back-to-back shutouts of his career and encompassed a career-best 170:26 shutout span ... Had a career-best seven-game win streak from Dec. 10-Jan. 16 with an 0.93 goals against average and .970 save percentage in that stretch ... Faced the team's only penalty shot against, stopping Winnipeg's Chris Thorburn on Jan. 10 ... Played his 100th NHL game on Feb. 17 at Winnipeg ... Dressed as backup for 40 games ... Missed 19 regular season and five playoff games to injury ... **2010-11:** Matched his career-best with a four-game win streak from Feb. 17-Mar. 1 ... Had two shutouts, a 4-0 win vs. Florida Nov. 18 and a 1-0 win at Ottawa Mar. 1 ... Faced one penalty shot, allowing a goal to NY Islanders' Frans Nielsen on Dec. 9 ... Faced 30-or-more shots in 20 of his 25 complete games including 41 shots each Nov. 11 vs. Montreal and Nov. 18 vs. Florida ... Dressed as backup for 53 regular season and 25 playoff games. ... **2009-10:** Led the NHL with a 1.97 GAA and .931 save percentage ... Was the first Boston goaltender with a GAA below 2.00 since 1998-99 and his 1.97 was the lowest by any Boston netminder since 1938-39 ... Had five shutouts on the season - 2-0 on Oct. 31 vs. Edmonton, 4-0 on Dec. 30 vs. Atlanta, 3-0 on Feb. 7 in Montreal, 4-0 on Mar. 23 in Atlanta and 1-0/OT in New Jersey on Mar. 30 ... Had a seven-game point streak from Nov. 19-Dec. 10 (6-0-1) and six-game point streaks each from Feb. 4-13 (4-0-2) and Mar. 30-Apr. 10 (5-0-1) ... Started a career-best seven straight games twice - from Feb. 4-Mar. 2 (4-1-2) and Mar. 30-Apr. 10 (5-0-1) ... Faced his first career penalty shot Mar. 23 in Atlanta, stopping Colby Armstrong ... Dressed as backup for 34 games ... Missed three games to injury ... Went 7-6 with a 2.61 GAA and .912 save percentage while playing in all 13 post-season games ... Became just the second goalie in league history to assist on an overtime goal (Dominik Hasek) with a helper in double overtime Apr. 21 vs. Buffalo ... Stopped his first career playoff penalty shot, an attempt by Philadelphia's Ville Leino on May 12 ... Played his first NHL playoff game Apr. 15 at Buffalo (2-1 loss) with his first career playoff win a 5-3 victory in Buffalo Apr. 17 ... **2008-09:** Spent most of the season with Providence/AHL with a 33-20-4 record and 2.50 GAA in 57 games ... Tied for second in the AHL in wins ... Played in all 16 Providence playoff games as the AHL Bruins advanced to the Eastern Conference Final ... Recalled on three occasions to Boston - Jan. 10 (dressed as backup for one game); Jan. 12-13 (dressed as backup for one game); and Jan. 26-Feb. 2 (1-0-0 in one game played, dressed as backup for three games) ... Played his lone NHL game of the season with his first career shutout in a 1-0 performance vs. New York Rangers on Jan. 31 ... Dressed as backup for five Boston games ... **2007-08:** Played most of his first pro season in Providence/AHL with a 27-13-2 record (fifth in the AHL in wins), 2.33 GAA and .905 save percentage in 45 AHL Bruins games ... Recalled on four occasions to Boston, from Nov. 5-11 (dressed as backup for three games), Nov. 15-18 (dressed as backup for two games), Nov. 19-Dec. 15 (2-1-1 in four games, dressed as backup for ten games) and Jan. 5 (dressed as backup for one game) ... Played his first NHL game and earned his first NHL win with a 4-2 victory in Toronto on Nov. 20 ... Won his first two Boston games ... Faced 30+ shots in each of his three complete games ... Dressed as backup for 16 Boston games ... **Europe:** Played two seasons with Ilves in Finland's top league with a 30-26-17 record and 2.14 goals against average in 79 games over that span ... Tied for the league's seventh-best goals against average in 2005-06 at 2.09 and had the fifth-best GAA in the league in 2006-07 at 2.38 ... **International:** Played for Team Finland in three World Junior Championships - 2005 (2-3-0 record in five games), 2006 (4-2-0 record in six games) and 2007 (2-4-0 record in six games) ... Was named the Tournament's top goaltender and to the All-Tournament Team in 2006 ... Backstopped Team Finland to a Bronze medal in the 2014 Olympic Games in Sochi (3-1 record, 1.73 gaa and .938 save percentage in four games, including a 5-0 shutout in the medal game).

40 TUUKKA RASK

CAREER VS. NHL TEAMS

	GP	W-L-O	GA	GAA	SO
Anaheim	3	1-2-0	11	3.59	0
Arizona	4	3-1-0	8	1.99	0
Boston	-	-	-	-	-
Buffalo	14	6-5-1	30	2.43	0
Calgary	3	3-0-0	1	0.33	2
Carolina	8	4-3-0	18	2.41	0
Chicago	3	1-0-1	3	1.16	1
Colorado	3	0-3-0	6	2.03	0
Columbus	5	4-1-0	7	1.56	0
Dallas	2	1-0-1	5	2.40	0
Detroit	6	1-4-1	20	3.51	0
Edmonton	3	3-0-0	5	1.67	1
Florida	11	10-1-0	12	1.08	3
Los Angeles	2	1-1-0	3	2.20	1
Minnesota	4	2-1-1	7	1.69	0
Montreal	17	3-10-3	42	2.63	1
Nashville	2	1-0-1	6	2.90	0
New Jersey	8	3-2-2	10	1.44	2
NY Islanders	10	6-3-0	24	2.51	0
NY Rangers	12	6-3-3	25	2.07	1
Ottawa	9	5-2-0	17	2.13	2
Philadelphia	9	6-1-1	17	2.00	1
Pittsburgh	8	3-5-0	21	2.64	0
St. Louis	4	1-0-3	8	1.90	0
San Jose	2	2-0-0	1	0.50	1
Tampa Bay	9	7-2-0	18	1.99	3
Toronto	13	9-2-0	19	1.64	1
Vancouver	3	1-1-1	7	2.51	0
Washington	7	1-3-3	19	2.98	1
Winnipeg	12	8-4-0	24	1.98	2

AWARDS: Vezina Trophy (2013-14) ... NHL First All-Star Team (2013-14)

TRANSACTIONS: Toronto's first pick, 21st overall, in the 2005 NHL Entry Draft ... Traded to Boston by Toronto for Andrew Raycroft, June 24, 2006.

ETC: Full name, Tuukka Mikael Rask ... Nickname, Tuukks ... He and his girlfriend Jasmiina have a daughter, Vivien ... Plays the drums ... Is one of two goaltenders in NHL history to have assisted on a playoff overtime goal (Dominik Hasek) ... Enters this season with the best career goals against average (2.11) and save percentage (tied at .928) of all active goaltenders who have played in 50-or-more career games ... Also enters this season tied for seventh place on the club's all-time shutouts list with Jim Henry with 23 career.

CONTRACT STATUS: Is in year two of an eight-year contract with an NHL cap figure of $7,000,000.

NHL FIRSTS:
Game – Nov. 20, 2007 at Toronto
Win – Nov. 20, 2007 at Toronto
Shutout – Jan. 31, 2009 vs. NY Rangers

NHL SHUTOUTS:
23 Regular Season - (2009 - Jan. 31 vs NYR, Oct. 31 vs. Edm, Dec. 30 vs Atl; 2010 - Feb. 7 at Mtl, Mar. 23 at Atl, Mar. 30 at NJ, Nov. 18 vs. Fla; 2011 - Mar. 1 at Ott, Dec. 13 vs LA, Dec. 23 vs. Fla; 2012 - Jan. 5 vs. Cgy; 2013 - Feb. 2 at Tor, Mar. 9 vs. Phi, Mar. 23 at Tor, Apr. 4 vs NJ, Apr. 21 vs Fla; Apr. 25 vs TB; 2014 - Oct. 19 at TB; Nov. 11 vs TB; Dec. 17 vs Cgy; Dec. 27 vs Ott; Jan. 11 at SJ; Mar. 6 vs Wsh; Mar. 27 vs Chi)
5 Playoff (2013 - June 1 at Pit, June 7 vs Pit, June 17 vs Chi; 2014 - Apr. 22 vs Det; May 8 at Mtl)

NHL SINGLE-SEASON HIGHS:
Games – 58 (2013-14)
Wins – 36 (2013-14)

NHL CAREER-BEST:
Win Streak
7 (2x; last Mar. 2-22, 2014)
Point Streak
10 (9-0-1, Mar. 2-30, 2014)

STATS

			REGULAR SEASON							PLAYOFFS					
Season	**Team**	**League**	**GP**	**MINS**	**W-L-O**	**GA**	**GAA**	**SO**	**SV%**	**GP**	**MINS**	**W-L**	**GA**	**GAA**	**SO**
2005-06	Ilves	FIN	30	1724	12-8-7	60	2.09	2	-	3	180	0-3	7	2.33	0
2006-07	Ilves	FIN	49	2872	18-18-10	114	2.38	3	-	7	397	2-5	20	3.02	0
2007-08	Boston Bruins	NHL	4	184	2-1-1	10	3.26	0	.886	-	-	-	-	-	-
	Providence Bruins	AHL	45	2570	27-13-2	100	2.33	1	.905	10	605	6-4	22	2.18	2
2008-09	Boston Bruins	NHL	1	60	1-0-0	0	0.00	1	1.000	-	-	-	-	-	
	Providence Bruins	AHL	57	3340	33-20-4	139	2.50	4	.915	16	977	9-7	36	2.21	0
2009-10	Boston Bruins	NHL	45	2562	22-12-5	84	1.97	5	.931	13	829	7-6	36	2.61	0
2010-11	Boston Bruins	NHL	29	1594	11-14-2	71	2.67	2	.918	-	-	-	-	-	-
2011-12	Boston Bruins	NHL	23	1290	11-8-3	44	2.05	3	.929	-	-	-	-	-	-
2012-13	Plzen	Cze Rep	17	987	10-7-0	35	2.13	0	-	-	-	-	-	-	-
	Boston Bruins	NHL	36	2104	19-10-5	70	2.00	5	.929	22	1466	14-8	46	1.88	3
2013-14	Boston Bruins	NHL	58	3386	36-15-6	115	2.04	7	.930	12	753	7-5	25	1.99	2
	NHL & Boston Totals		**196**	**11181**	**102-60-22**	**394**	**2.11**	**23**	**.928**	**47**	**3048**	**28-19**	**107**	**2.11**	**5**

64 BOBBY ROBINS

RIGHT WING | 6'1" | 220 LBS. | SHOOTS RIGHT

Born: October 17, 1981 in Rhinelander, Wisconsin | Hometown: Peshtigo, Wisconsin

Credit: Providence Bruins



CAREER: **2013-14:** Spent the season in Providence/AHL with 5-9=14 totals in 68 games ... Led the AHL Bruins and ranked seventh overall in the AHL with 221 penalty minutes ... **2012-13:** Played his first full AHL season since 2006-07 with 4-7=11 totals in 74 games in Providence ... Was named that club's Specialty Man of the Year for his outstanding contributions to the community ... Led the AHL in penalty minutes with 316 which was 29 more than the next-highest total and was the highest league total since 2010-11 ... **2011-12:** Began the season in the ECHL with 7-8=15 totals and 123 PIM in 28 games with the Chicago Express ... Was signed to a pro try-out agreement with Abbotsford/AHL on Dec. 20 and played two scoreless games before signing the same agreement with Providence on Dec. 28 ... Finished the season with the AHL Bruins after signing an AHL deal on Feb. 6 and led the team in PIM with 150 ... **2010-11:** Spent the season in Bakersfield/ECHL with 14-13=27 totals in 46 games ... Ranked second on the team with 186 PIM ... **2007-08:** Played most of the season with Bakersfield/ECHL with 18-17=35 totals and 151 PIM in 68 games ... Also appeared in seven scoreless AHL games with Rochester, Albany and Syracuse ... **2006-07:** Played his first full AHL season with Ottawa's AHL affiliate in Binghamton and his 80 games played remains a career season-high with his 7-8=15 totals career season-highs at the AHL level ... **2005-06:** Joined Binghamton/AHL at the conclusion of his college career and had 4-3=7 totals with 19 PIM in his first 16 pro games ... **Europe:** Played two seasons in Europe with Ireland's Belfast in 2008-09 and Slovenia's Jesenice in 2009-10 ... Had pro career-highs in goals (21), assists (25) and points (46) with the Giants in 2008-09 and won a championship while leading Jesenice in penalty minutes (178) in 2009-10 ... **College:** Played four seasons of college hockey at the University of Massachusetts-Lowell with 32-37=69 totals and 253 penalty minutes in 127 career college games ... Led Hockey East with 94 PIM in his senior season in 2005-06 while also leading the team in scoring with 13-18=31 totals.

TRANSACTIONS: Signed as a free agent by Ottawa, July 13, 2006 ... Signed as a free agent by Boston, July 6, 2013.

ETC: Full name, Robert Raymond Robins ... Nickname, The Savage ... Twitter, @BobbyRobinsPro.

CONTRACT STATUS: Is in year two of a two-year contract with an NHL cap figure of $600,000.

STATS

			REGULAR SEASON									PLAYOFFS				
Season	**Team**	**League**	**GP**	**G**	**A**	**PTS**	**PIM**	**PP**	**SH**	**GW**	**+/-**	**GP**	**G**	**A**	**PTS**	**PIM**
2001-02	Tri-City Storm	USHL	60	16	14	30	176	-	-	-	-	-	-	-	-	-
2002-03	Massachusetts-Lowell River Hawks	HE	26	5	3	8	24	-	-	-	-	-	-	-	-	-
2003-04	Massachusetts-Lowell River Hawks	HE	32	5	7	12	49	-	-	-	-	-	-	-	-	-
2004-05	Massachusetts-Lowell River Hawks	HE	34	9	9	18	86	-	-	-	-	-	-	-	-	-
2005-06	Massachusetts-Lowell River Hawks	HE	35	13	18	31	94	-	-	-	-	-	-	-	-	-
	Binghamton Senators	AHL	16	4	3	7	19	-	-	-	-	-	-	-	-	-
2006-07	Binghamton Senators	AHL	80	7	8	15	110	-	-	-	-	-	-	-	-	-
2007-08	Rochester Americans	AHL	5	0	0	0	13	-	-	-	-	-	-	-	-	-
	Albany River Rats	AHL	1	0	0	0	0	-	-	-	-	-	-	-	-	-
	Syracuse Crunch	AHL	1	0	0	0	2	-	-	-	-	-	-	-	-	-
	Elmira Jackals	ECHL	68	18	17	35	151	-	-	-	-	6	2	3	5	8
2008-09	Belfast Giants	Ireland	43	21	25	46	79	-	-	-	-	2	1	0	1	4
2009-10	Jesenice	Austria	34	3	4	7	178	-	-	-	-	-	-	-	-	-
2010-11	Bakersfield Condors	ECHL	46	14	13	27	186	-	-	-	-	4	0	1	1	11
2011-12	Abbotsford Heat	AHL	2	0	0	0	0	-	-	-	-	-	-	-	-	-
	Providence Bruins	AHL	33	2	10	12	150	-	-	-	-	-	-	-	-	-
	Chicago Express	ECHL	28	7	8	15	123	-	-	-	-	-	-	-	-	-
2012-13	Providence Bruins	AHL	74	4	7	11	316	-	-	-	-	12	1	1	2	69
2013-14	Providence Bruins	AHL	68	5	9	14	221	-	-	-	-	9	1	0	1	30

91 MARC SAVARD

CENTER | 5'10" | 191 LBS. | SHOOTS LEFT

Born: July 17, 1977 in Ottawa, Ontario | Hometown: Peterborough, Ontario

CAREER: Has won one Stanley Cup championship (2011 with Boston, although he missed the post-season with a concussion suffered during the regular season) ... Has a 5/19 record in NHL shootouts (one deciding goal) ... Has taken two career penalty shots (one goal) ... Has played in two NHL All-Star Games (2005-06, 2006-07) ... **2013-14:** Missed the season with post-concussion symptoms ... **2012-13:** Missed the season with post-concussion symptoms ... **2011-12:** Missed the season with post-concussion symptoms ... **2010-11:** Played his first game of the season on Dec. 2 vs. Tampa Bay after missing the first 23 games as a non-roster player while suffering from post-concussion symptoms ... Had 2-8=10 totals in 25 games before suffering another concussion on Jan. 22 in Colorado ... The team announced on Feb. 7 that he would not play for the remainder of the season and playoffs and he was placed on Long-Term Injured Reserve ... Had one multiple-point game, a 1-1=2 effort Dec. 16 at Montreal ... Had points in consecutive games on three occasions - Jan. 1-3 (1-1=2 totals); Jan. 13-15 (0-2=2 totals); and Jan. 18-20 (1-1=2 totals) ... Played his 800th NHL game Jan. 10 at Pittsburgh and recorded his 700th NHL point with an assist Dec. 28 in Tampa Bay ... **2009-10:** Injuries limited him to just 41 games, the lowest total of any of his full NHL seasons ... Had seven multiple-point games, including his third career hat trick scored Dec. 5 vs. Toronto ... Had a five-game assist and point streak from Dec. 21-30 (1-7=8 totals) and had two four-game point streaks as well ... Took six shootout shots, scoring on three including the deciding score Oct. 10 vs. NY Islanders ... Scored his 200th NHL goal on Dec. 2 vs. Tampa Bay ... Missed 41 regular season games to injury in addition to the CQF series vs. Buffalo ... Had 1-2=3 totals in 7 playoff games and scored his second career playoff overtime goal on May 1 vs. Philadelphia ... **2008-09:** Hit the 20+ goal mark for the fifth time in his career ... Played in every game for the third time in his career and was one of three Bruins to do so (Krejci, Stuart) ... Led the team in scoring for the third straight season ... Had 26 multiple-point games, including season-highs 1-3=4 efforts each Nov. 19 vs. Buffalo and Dec. 18 vs. Toronto and five three-point nights ... Had an eight-game point streak from Jan. 15-Feb. 1 (6-3=9 totals), which included a four-game goal streak from Jan. 27-Feb. 1 (four goals) ... Had three five-game assist & point streaks as well - from Oct. 25-Nov. 1 (0-6=6 totals); Nov. 13-21 (2-9=11 totals); and Dec. 27-Jan. 3 (2-7=9 totals) ... Went 0 for 3 in shootouts ... Recorded his 600th NHL point with an assist in a 1-3=4 effort Nov. 19 vs. Buffalo and played his 700th NHL game Jan. 8 vs. Ottawa ... Was named the NHL's "First Star" for the week of Nov. 18-23 (2-6=8 totals in four games) ... Played in his second straight NHL All-Star Game and had three assists in that game ... Also finished second in the shootout competition during the SuperSkills events during All-Star weekend ... Led the team in playoff scoring as well with 6-7=13 totals in 11 post-season games ... Had three multiple-point playoff games, including a 2-2=4 night Apr. 18 in game two vs. Montreal ... Had a five-game playoff point streak from May 6-14 (2-4=6 totals) ... **2007-08:** Had 19 multiple-point games, including a 1-4=5 effort Oct. 12 in Los Angeles which matched his previous career-highs for assists and points in a game ... Had a career-best 12-game assist/point streak from Nov. 10-Dec. 6 (2-17=19 totals) which was the longest assist streak in the NHL this season ... Had a nine-game assist/point streak from Jan. 10-31 (3-12=15 totals) and an eight-game assist/point streak from Feb. 16-Mar. 3 (1-10=11 totals) ... Recorded his 500th NHL point in a 1-4=5 effort Oct. 12 in Los Angeles and played his 600th NHL game Nov. 10 vs. Buffalo ... Missed eight games with groin and back injuries and snapped his consecutive games played streak at 166 games when he missed the Oct. 10 game at Anaheim ... Played in his first All-Star Game and scored the game-winning goal at 19:39 of the third period ... Played in the NHL playoffs for the first time in his career and led the team in post-season scoring with 1-5=6 totals, including two two-point games ... Played his first playoff game Apr. 10 in Montreal, recorded his first playoff point with an assist Apr. 12 in Montreal and scored his first playoff goal in a 1-1=2 effort Apr. 13 vs. the Canadiens with the goal coming in overtime ... **2006-07:** Led the team in scoring and established a career season-high in assists ... His 74 assists on the season were the most by a Bruin since 1993-94 (Adam Oates, 80) and his 96 points were the highest total by a Bruin since 2002-03 (Joe Thornton, 101) ... Finished third in the NHL in assists and ninth overall in the Art Ross scoring race ... Hit the 20+ goal mark for the fourth time in his career ... Had 25 multiple-point games with his season-high a 2-3=5 effort Nov. 4 vs. Tampa Bay which matched his career-high for points in a game ... Had an eight-game point streak from Feb. 10-24 (3-11=14 totals) ... Had two seven-game point streaks, from Oct. 28-Nov. 15 (4-10=14 totals) and Dec. 9-23 (5-9=14 totals) ... Recorded his 300th NHL assist in a two-assist effort Dec. 1 vs. Vancouver ... Played his first game as a Bruin Oct. 6 in Florida, recording his first point as a Bruin with an assist in that game ... Scored his first goal as a Bruin Oct. 12 in St. Louis ... Was the only Bruin to play in all 82 games ... Switched his number from 71 to 91 on Nov. 2 ... **2005-06:** Finished ninth overall in the league's scoring race and ranked third in the NHL in assists with 28-69=97 totals, career season-highs in goals and points ... His 69 assists were a Thrashers club record ... Had 26 multiple-point games, including 20 multiple-assist contests ... Set a club record for assists and points in a game with a 1-4=5 effort Oct. 8 vs. Washington and tied the assist mark with four at Carolina on Nov. 12 ... Had a nine-game point streak from Dec. 26-Jan. 11 (4-9=13 totals) ... Had an eight-game point streak from Mar. 30-Apr. 13 (2-9=11 totals) ... Had a seven-game point streak from Dec. 6-22 (4-7=11 totals) ... Had a six-game assist/point streak from Nov. 9-19 (1-14=15 totals) ... Took his first two career penalty shots, scoring vs. Carolina's Cam Ward on Apr. 1 and unsuccessful vs. Boston's Tim Thomas on Apr. 15 ... Recorded his 400th NHL point in a two-assist effort in his 500th NHL game, Apr. 13 vs. Washington ... **2004-05:** Played the lockout season in Switzerland with 1-2=3 totals in Bern and 9-19=28 totals with Thurgau ... **2003-04:** Had 19-33=52 totals in just 45 games ... Had 13 multiple-point games, including a career-high 1-4=5 effort Dec. 20 at Pittsburgh ... Had a seven-game point streak from Oct. 18-31 (4-8=12 totals) ... Had a six-game assist/point streak from Dec. 1-12 (7-7=14 totals) ... Scored his 100th NHL goal Dec. 12 vs. Pittsburgh, played his 400th NHL game Dec. 18 vs. New Jersey and recorded his 300th NHL point in a two-assist effort Feb. 19 at Ottawa ... Missed 36 games with injuries (knee, concussion & ankle) and one to a league-imposed suspension ... **2002-03:** Had three three-point games ... Set a Thrashers club record (since broken) with an eight-game point streak from Mar. 22-Apr. 5 (5-9=14 totals) ... Missed seven games to injuries (flu, hamstring & groin) ... **2001-02:** Had eight multiple-point games, including his second career hat trick in a 3-1=4 night Jan. 30 vs. Detroit ... Played his 300th NHL game Mar. 6 at Washington ... Recorded his 200th NHL point in a two-assist effort Mar. 7 at Philadelphia ... Missed 25 games to injuries ... **2000-01:** Finished second in the Flames' scoring race ... Had 15 multiple-point games, including four two-goal efforts ... Had a six-game point streak from Dec. 7-19 (2-6=8 totals) and had two five-game point streaks as well ... Played his 200th NHL game Nov. 29 at Dallas and recorded his 100th NHL assist in a 2-1=3 effort Jan. 21 vs. Detroit ... **1999-2000:** Had 15 multiple-point games, including his first career hat trick in a career-high 4-goal game Apr. 5 at St. Louis, with the second goal his 100th NHL point ... Had a ten-game point streak from Feb. 14-Mar. 5 (6-8=14 totals) ... Missed two games to injury and did not dress for two games ... **1998-99:** Had eight multiple-point games, including a career-high four assists Nov. 7 at Toronto ... Had a four-game assist/point streak from Dec. 31-Jan. 6 (1-4=5 totals) ... Began the season with a nine-game stint in Hartford/AHL with 3-10=13 totals in that span ... Returned to Hartford at the end of the NHL season, leading the Wolfpack in playoff scoring with 1-12=13 totals in seven post-season games ... **1997-98:** Split his first professional season between NY Rangers and Hartford/AHL ... Led the Wolfpack in scoring with 21-53=74 totals in 58 AHL games and led the team in playoff scoring as well with 8-19=27 totals in 15 post-season games ... Had a 2-3=5 playoff game Apr. 17 vs. New Haven and had an 11-game playoff point streak (2-9=11 totals) ... Named to the AHL's All-Rookie Team and played in the AHL All-Star Game ... Played his first NHL game Oct. 3 vs. NY Islanders, recorded his first NHL point with an assist Oct. 8 at Edmonton and scored his first NHL goal Mar. 22 at Philadelphia ... **Juniors:** Played four seasons of junior hockey in Oshawa/OHL, finishing his junior career as the Generals' all-time leading scorer with 132-281=413 totals in 239 games ... Was only the third player in OHL history to win two league scoring titles, in 1994-95 and 1996-97 ... Named an OHL Second-Team All-Star in 1994-95 when he ranked second in the league with 96 assists.

91 MARC SAVARD

CAREER VS. NHL TEAMS

	GP	G	A	PTS	PIM
Anaheim	18	2	9	11	8
Arizona	19	2	3	5	12
Boston	17	7	7	14	18
Buffalo	43	11	31	42	44
Calgary	6	1	4	5	4
Carolina	36	9	27	36	50
Chicago	22	6	15	21	4
Colorado	20	8	5	13	8
Columbus	13	1	4	5	14
Dallas	19	3	8	11	37
Detroit	21	10	11	21	20
Edmonton	22	9	5	14	26
Florida	35	8	29	37	22
Los Angeles	17	4	12	16	38
Minnesota	16	6	7	13	6
Montreal	49	11	27	38	59
Nashville	17	4	10	14	8
New Jersey	29	10	12	22	28
NY Islanders	37	9	24	33	44
NY Rangers	24	9	14	23	12
Ottawa	47	6	33	39	40
Philadelphia	35	12	29	41	26
Pittsburgh	35	11	33	44	22
St. Louis	22	8	6	14	16
San Jose	17	2	10	12	18
Tampa Bay	43	9	33	42	12
Toronto	46	12	25	37	58
Vancouver	24	5	14	19	22
Washington	38	9	39	48	34
Winnipeg	20	3	13	16	27

TRANSACTIONS: NY Rangers' third pick (fourth round), 91st overall, in the 1995 NHL Entry Draft ... Traded to Calgary by NY Rangers with 1999 first round draft pick (Oleg Saprykin) for Jan Hlavac and 1999 first (Jamie Lundmark) and third (Craig Andersson) round draft picks, June 26, 1999 ... Traded to Atlanta by Calgary for Ruslan Zainullin, Nov. 15, 2002 ... Signed by Boston as a free agent, July 1, 2006.

ETC: Full name, Marc Savard ... Nickname, Savvy ... Wife, Valerie; sons, Zachary and Tyler; daughters, Isabella and Elle.

CONTRACT STATUS: Is in year five of a seven-year contract with an NHL cap figure of $4,027,143.



NHL FIRSTS:
Game – Oct. 3, 1997 vs. NY Islanders
Goal – Mar. 22, 1998 at Philadelphia
Assist/Point – Oct. 8, 1997 at Edmonton

NHL MULTI-GOAL GAMES: 24
NHL MULTI-POINT GAMES: 166

NHL SINGLE-GAME HIGHS:
Goals
4 (Apr. 5, 2000 at St. Louis)
Assists
4 (4x; last Oct. 12, 2007 at Los Angeles)
Points
5 (4x; last 1-4=5, Oct. 12, 2007 at Los Angeles)

NHL SINGLE-SEASON HIGHS:
Games – 82 (3x; last 2006-07)
Goals – 28 (2005-06)
Assists – 74 (2006-07)
Points – 97 (2005-06)

NHL CAREER-BEST:
Goal Streak
4 (2x; last 4-0=4, Jan. 27-Feb. 1, 2009)
Assist Streak
12 (0-17=17, Nov. 10-Dec. 6, 2007)
Point Streak
12 (2-17=19, Nov. 10-Dec. 6, 2007)

STATS

			REGULAR SEASON									PLAYOFFS				
Season	**Team**	**League**	**GP**	**G**	**A**	**PTS**	**PIM**	**PP**	**SH**	**GW**	**+/-**	**GP**	**G**	**A**	**PTS**	**PIM**
1997-98	New York Rangers	NHL	28	1	5	6	4	0	0	0	-4	-	-	-	-	-
	Hartford Wolfpack	AHL	58	21	53	74	66	-	-	-	-	15	8	19	27	24
1998-99	New York Rangers	NHL	70	9	36	45	38	4	0	1	-7	-	-	-	-	-
	Hartford Wolfpack	AHL	9	3	10	13	16	-	-	-	-	7	1	12	13	16
1999-2000	Calgary Flames	NHL	78	22	31	53	56	4	0	3	-2	-	-	-	-	-
2000-01	Calgary Flames	NHL	77	23	42	65	46	10	1	5	-12	-	-	-	-	-
2001-02	Calgary Flames	NHL	56	14	19	33	48	7	0	3	-18	-	-	-	-	-
2002-03	Calgary Flames	NHL	10	1	2	3	8	0	0	0	-3	-	-	-	-	-
	Atlanta Thrashers	NHL	57	16	31	47	77	6	0	4	-11	-	-	-	-	-
2003-04	Atlanta Thrashers	NHL	45	19	33	52	85	6	1	3	-8	-	-	-	-	-
2004-05	Bern	Switz	5	1	2	3	0	-	-	-	-	-	-	-	-	-
	Thurgau	Switz-B	1	9	19	28	10	-	-	-	-	-	-	-	-	-
2005-06	Atlanta Thrashers	NHL	82	28	69	97	100	14	1	4	+7	-	-	-	-	-
2006-07	Boston Bruins	NHL	82	22	74	96	96	10	1	3	-19	-	-	-	-	-
2007-08	Boston Bruins	NHL	74	15	63	78	66	4	0	2	+3	7	1	5	6	6
2008-09	Boston Bruins	NHL	82	25	63	88	70	9	0	5	+25	11	6	7	13	4
2009-10	Boston Bruins	NHL	41	10	23	33	14	6	0	2	+2	7	1	2	3	12
2010-11	Boston Bruins	NHL	25	2	8	10	29	0	0	1	-7	-	-	-	-	-
2011-12	Injured, Did Not Play															
2012-13	Injured, Did Not Play															
2013-14	Injured, Did Not Play															
	NHL Totals		**807**	**207**	**499**	**706**	**737**	**80**	**4**	**36**	**-54**	**25**	**8**	**14**	**22**	**22**
	Boston Totals		**304**	**74**	**231**	**305**	**275**	**29**	**1**	**13**	**+4**	**25**	**8**	**14**	**22**	**22**

44 DENNIS SEIDENBERG

DEFENSE | 6'1" | 210 LBS. | SHOOTS LEFT

Born: July 18, 1981 in Schwenningen, Germany | Hometown: Villingen, Germany

CAREER: Has won one Stanley Cup championship (2011 with Boston) ... **2013-14:** Had one multiple-point game, a 1-1=2 effort on Dec. 12 at Edmonton ... Had points in consecutive games twice, Oct. 14-17 (0-2=2 totals) and Dec. 12-14 (1-2=3 totals) ... Played his 600th NHL game on Nov. 15 at Ottawa ... Missed 48 games to injury, including the final 44 of the regular season and the entire post-season after suffering torn MCL and ACL ligaments on Dec. 27 vs. Ottawa ... That resulted in him playing a career NHL-low 34 games ... **2012-13:** Ranked sixth in the NHL in blocked shots with 115 and ranked third among league defensemen in plus/minus at +18 ... Had three multiple-point games with his season-high three assists on Apr. 8 vs. Carolina which was a career-high for assists in a game ... Had a three-game assist and point streak from Feb. 10-15 (four assists) ... Played his 200th game as a Bruin on Mar. 12 at Pittsburgh ... Missed two games with an injury ... Recorded his lone point of the playoffs with an assist on May 10 vs. Toronto ... Played a career-high 48:36 on June 12 in the triple overtime game one of the Stanley Cup Final in Chicago ... Missed four post-season games with an injury ... Played 26 games with Mannheim in Germany during the lockout with 2-18=20 totals and his teammates there included his brother Yanick ... **2011-12:** His average ice time per game of 24:02 ranked second on the team only to Zdeno Chara's 25:00 ... Had four multiple-point games, all two-point efforts ... Had a career-best five-game point streak from Dec. 23-Jan. 5 (2-5=7 totals) ... Played his 500th NHL game on Jan. 21 vs. NY Rangers ... Missed two games with an injury ... **2010-11:** Established career season-highs in games (81) and goals (7) while tying his season-high in points (32) ... Finished eighth overall in the NHL in blocked shots with 174 ... Had four multiple-point games, all two point efforts including two-assist nights each Dec. 28 at Tampa Bay and Jan. 10 at Pittsburgh which matched his previous career-high for assists in a game ... Had a three-game assist streak from Oct. 23-30 (0-3=3 totals), which matched his previous career-best assist streak ... Played his 400th NHL game Dec. 7 vs. Buffalo and recorded his 100th NHL assist Oct. 23 vs. NY Rangers ... Did not dress for one game (coach's decision) ... Added 1-10=11 totals in 25 playoff games, ranking third on the team in post-season assists ... Had three multiple-point playoff games, including two assists June 15 at Vancouver in game seven of the Stanley Cup Final ... Had points in consecutive games twice - Apr. 18-21 (0-2=2 totals) and June 13-15 (0-3=3 totals) ... **2009-10:** Had 2-21=23 totals with 33 PIM in 62 Panthers games at the time of his Mar. 3 trade to Boston and added 2-7=9 totals in 17 Bruins games ... Led the league in blocked shots with 215 and established career season-highs with 28 assists, 32 points and 79 games combined ... Had four multiple-point games, all two-point efforts ... Had a four-game point streak from Mar. 23-29 (2-2=4 totals) and had points in consecutive games on six other occasions ... Played his first game as a Bruin Mar. 4 vs. Toronto, recorded his first point as a Bruin with an assist Mar. 9 in Toronto and scored his first goal as a Bruin with the game-winning score Mar. 27 vs. Calgary ... Played his 300th NHL game Oct. 12 at Tampa Bay while with Florida ... Recorded his 100th NHL point with an assist in Toronto Jan. 10 while with Florida ... Missed four regular season and all 13 playoff games following Apr. 6 forearm surgery ... **2008-09:** Had five multiple-point games, including a career-high 1-2=3 effort on Apr. 7 vs. NY Islanders with the goal in that game his first career game-winning score ... Had points in consecutive games on four occasions ... Added 1-5=6 totals in 16 playoff games, including his first NHL playoff points in a two-assist effort vs. New Jersey on Apr. 21 and his first playoff goal scored May 21 at Pittsburgh ... **2007-08:** Injuries limited him to a career NHL low of 47 games ... Had two multiple-point games with two-assist efforts each Oct. 27 at NY Islanders and Apr. 2 vs. Tampa Bay ... Had a three-game assist & point streak from Dec. 20-26 (0-3=3 totals) ... **2006-07:** Began the season in Phoenix with 1-1=2 totals in 32 Coyotes games before his Jan. 8 trade to Carolina for Kevyn Adams ... Added 1-5=6 totals in 20 Hurricanes games ... Had points in consecutive games twice, Jan. 13-16 (1-1=2 totals) and Jan. 27-30 (0-2=2 totals) ... **2005-06:** Began the season in Philadelphia with 2-5=7 totals in 29 games before his Jan. 19 trade to Phoenix ... Was limited by injuries to 63 games ... Had two multiple-point games, both two-point nights ... Had points in consecutive games on four occasions ... **2004-05:** Played the NHL lockout season with the Flyers' AHL affiliate, the Philadelphia Phantoms with career pro season-highs of 13-28=41 totals ... Added 2-8=10 totals in 18 playoff games as the Phantoms won the AHL Calder Cup championship ... **2003-04:** Spent most of the season with the AHL Phantoms with 7-12=19 totals as a broken left leg limited him to 33 games ... Was selected for the AHL All-Star Game, but was unable to play due to the injury ... Recalled on four occasions to Philadelphia, playing five scoreless NHL games ... Saw his first NHL playoff action with three games, including his first playoff contest on May 18 at Tampa Bay ... **2002-03:** Began the season in the NHL with 4-9=13 totals in 58 Flyers games ... Had three multiple-point games, including a career-high 1-2=3 effort on Jan. 5 at Atlanta and his first career multiple-point effort with two assists vs. Boston on Nov. 16 ... Had points in consecutive games twice ... Played his first NHL game on Oct. 10 at Edmonton with his first NHL point an assist in that game ... Scored his first NHL goal on Oct. 31 vs. Phoenix ... Had two assists in the YoungStars Game during the NHL's All-Star weekend festivities ... Was assigned to the AHL Phantoms on Mar. 4 and had 5-6=11 totals in 19 AHL games ... **Europe:** Played three seasons for both the junior and elite Mannheim teams in Germany ... Had 9-18=27 totals with 62 PIM in 113 Elite league games and 15-36=51 totals with 48 PIM in 61 junior games over that span ... Won a German League championship in 2001 ... **International:** Has represented Germany in nine international tournaments ... Has played in three Olympic Games (2002 with 1-1=2 totals in 7 games, 2006 with 0-0=0 totals with 6 PIM in 5 games and 2010 with 1-0=1 totals with 0 PIM in 4 games); three World Championships (2001 with 0-1=1 totals with 2 PIM in 7 games, 2002 with 1-2=3 totals with 8 PIM in 7 games and 2008 with 0-0=0 totals with 14 PIM in 6 games); two World Junior Championships (2000 and 2001) and the 2004 World Cup.

TRANSACTIONS: Philadelphia's sixth pick, 172nd overall, in the 2001 NHL Entry Draft ... Traded to Phoenix by Philadelphia with 2006 fourth round draft pick (Tomas Marcinko) for Petr Nedved and 2006 fourth round draft pick (Joonas Lehtivuori), Jan. 20, 2006 ... Traded to Carolina by Phoenix for Kevyn Adams, Jan. 8, 2007 ... Signed as a free agent by Florida, Sept. 14, 2009 ... Traded to Boston by Florida with Matt Bartkowski for Byron Bitz, Craig Weller and Tampa Bay's 2010 second round draft pick (Alexander Petrovic), Mar. 3, 2010.

ETC: Full name, Dennis Marvin Seidenberg ... Nicknames, Seids and Seider ... Wife, Rebecca; daughters, Story and Noah Grace; son, Breaker ... Was the third German-born player to have his name inscribed on the Stanley Cup, joining Randy Gilhen (Pittsburgh, 1991) and Uwe Krupp (Colorado, 1996).

CONTRACT STATUS: Is in year one of a four-year contract with an NHL cap figure of $4,000,000.

44 DENNIS SEIDENBERG

CAREER VS. NHL TEAMS

	GP	G	A	PTS	PIM
Anaheim	12	0	0	0	2
Arizona	6	2	0	2	0
Boston	14	0	4	4	0
Buffalo	33	3	6	9	8
Calgary	11	2	1	3	7
Carolina	23	0	8	8	14
Chicago	13	0	2	2	4
Colorado	8	0	2	2	6
Columbus	13	1	2	3	6
Dallas	13	0	5	5	8
Detroit	13	1	2	3	4
Edmonton	14	1	6	7	16
Florida	34	2	9	11	10
Los Angeles	15	1	3	4	4
Minnesota	11	0	1	1	2
Montreal	31	1	5	6	12
Nashville	10	1	0	1	6
New Jersey	27	0	8	8	6
NY Islanders	28	3	10	13	16
NY Rangers	27	1	8	9	10
Ottawa	33	5	9	14	13
Philadelphia	21	0	9	9	27
Pittsburgh	28	2	10	12	6
St. Louis	14	1	2	3	2
San Jose	15	0	1	1	4
Tampa Bay	37	3	13	16	12
Toronto	37	2	13	15	31
Vancouver	7	0	3	3	0
Washington	32	1	11	12	8
Winnipeg	35	2	10	12	8

NHL FIRSTS:
Game – Oct. 10, 2002 at Edmonton
Goal – Oct. 31, 2002 vs. Phoenix
Assist/Point – Oct. 10, 2002 at Edmonton

NHL MULTI-GOAL GAMES: None
NHL MULTI-POINT GAMES: 28

NHL SINGLE-GAME HIGHS:
Goals
1 (36x; last Dec. 12, 2013 at Edmonton)
Assists
3 (Apr. 28, 2013 vs. Carolina)
Points
3 (3x; last 0-3=3, Apr. 28, 2013 vs. Carolina)

NHL SINGLE-SEASON HIGHS:
Games – 81 (2010-11)
Goals – 7 (2010-11)
Assists – 28 (2009-10)
Points – 32 (2x; last 2010-11)

NHL CAREER-BEST:
Goal Streak
2 (3x; last 2-0=2, Mar. 21-23, 2013)
Assist Streak
3 (4x; last 0-4=4, Feb. 10-15, 2013)
Point Streak
5 (2-5=7, Dec. 23, 2011-Jan. 5, 2012)

STATS

			REGULAR SEASON									PLAYOFFS				
Season	**Team**	**League**	**GP**	**G**	**A**	**PTS**	**PIM**	**PP**	**SH**	**GW**	**+/-**	**GP**	**G**	**A**	**PTS**	**PIM**
2002-03	Philadelphia Flyers	NHL	58	4	9	13	20	1	0	0	+8	-	-	-	-	-
	Philadelphia Phantoms	AHL	19	5	6	11	17	-	-	-	-	-	-	-	-	-
2003-04	Philadelphia Flyers	NHL	5	0	0	0	2	0	0	0	-4	3	0	0	0	0
	Philadelphia Phantoms	AHL	33	7	12	19	31	-	-	-	-	9	2	2	4	4
2004-05	Philadelphia Phantoms	AHL	79	13	28	41	47	-	-	-	-	18	2	8	10	19
2005-06	Philadelphia Flyers	NHL	29	2	5	7	4	1	0	0	-4	-	-	-	-	-
	Phoenix Coyotes	NHL	34	1	10	11	14	1	0	0	-9	-	-	-	-	-
2006-07	Phoenix Coyotes	NHL	32	1	1	2	16	0	0	0	-4	-	-	-	-	-
	Carolina Hurricanes	NHL	20	1	5	6	2	0	0	0	-12	-	-	-	-	-
2007-08	Carolina Hurricanes	NHL	47	0	15	15	18	0	0	0	+6	-	-	-	-	-
2008-09	Carolina Hurricanes	NHL	70	5	25	30	37	2	0	1	-9	16	1	5	6	16
2009-10	Florida Panthers	NHL	62	2	21	23	33	1	0	0	-3	-	-	-	-	-
	Boston Bruins	NHL	17	2	7	9	6	1	0	1	+9	-	-	-	-	-
2010-11	Boston Bruins	NHL	81	7	25	32	41	1	0	2	+3	25	1	10	11	31
2011-12	Boston Bruins	NHL	80	5	18	23	39	0	0	2	+15	7	1	2	3	2
2012-13	Mannheim	Germany	26	2	18	20	20	-	-	-	-	-	-	-	-	-
	Boston Bruins	NHL	46	4	13	17	10	0	0	2	+18	18	0	1	1	4
2013-14	Boston Bruins	NHL	34	1	9	10	10	0	0	0	+11	-	-	-	-	-
	NHL Totals		**615**	**35**	**163**	**198**	**252**	**8**	**0**	**8**	**+25**	**69**	**3**	**18**	**21**	**53**
	Boston Totals		**258**	**19**	**72**	**91**	**106**	**2**	**0**	**7**	**+56**	**50**	**2**	**13**	**15**	**37**

58 BEN SEXTON

CENTER | 5'11" | 200 LBS. | SHOOTS RIGHT

Born: June 6, 1991 in Ottawa, Ontario | Hometown: Kanata, Ontario

Credit: John Russell-Nashville Predators



CAREER: **2013-14:** Joined the Bruins' AHL affiliate in Providence on a pro try-out agreement following the conclusion of his college career at Clarkson University ... Had 1-1=2 totals in nine AHL games, including his first professional game played on Mar. 26 at Wilkes-Barre/Scranton ... Scored his first pro point with a goal Mar. 28 at Portland ... **College:** Played four years of college hockey at Clarkson University with 24-61=85 totals in 102 career college games ... Served as captain in both his junior and senior seasons and was second in the team's scoring race in both of those seasons in addition to ECAC Hockey All-Academic honors and the team's Mike Morrison Dedication Award for "teamwork, hustle and dedication" ... Shared the club's MVP award in his senior season.

TRANSACTIONS: Boston's fifth pick (seventh round), 206th overall, in the 2009 NHL Entry Draft.

ETC: Full name, Benjamin Allen Sexton ... Single ... His father, Randy, is a Co-Director of Amateur Scouting for the Pittsburgh Penguins ... Twitter, @BenSexton74.

CONTRACT STATUS: Is in year one of a two-year entry level contract.

Credit: John Russell-Nashville Predators

STATS

			REGULAR SEASON									PLAYOFFS				
Season	**Team**	**League**	**GP**	**G**	**A**	**PTS**	**PIM**	**PP**	**SH**	**GW**	**+/-**	**GP**	**G**	**A**	**PTS**	**PIM**
2009-10	Penticton Vees	BCHL	50	13	29	42	83	-	-	-	-	5	1	2	3	4
2010-11	Clarkson Univ. Golden Knights	ECAC	12	5	3	8	12	-	-	-	-	-	-	-	-	-
2011-12	Clarkson Univ. Golden Knights	ECAC	27	8	21	29	44	-	-	-	-	-	-	-	-	-
2012-13	Clarkson Univ. Golden Knights	ECAC	28	5	15	20	70	-	-	-	-	-	-	-	-	-
2013-14	Providence Bruins	AHL	9	1	1	2	9	-	-	-	-	-	-	-	-	-
	Clarkson Univ. Golden Knights	ECAC	35	6	22	28	88	-	-	-	-	-	-	-	-	-

39 JEREMY SMITH

GOALTENDER | 6'0" | 173 LBS. | CATCHES LEFT

Born: April 13, 1989 in Dearborn, Michigan | Hometown: Detroit, Michigan

CAREER: **2013-14:** Played his first season in the Columbus organization with their AHL team in Springfield ... Went 21-14-3 with a 2.78 goals against average in 38 games ... **2012-13:** Played his final season in the Nashville organization with their AHL affiliate in Milwaukee with a 19-19-3 record and 2.77 GAA ... Won six straight starts from Dec. 14-Jan. 3 ... **2011-12:** Enjoyed his best pro season to date with a 2.17 GAA, .922 save percentage, 31 wins and five shutouts while playing in an AHL-high 56 games with Milwaukee ... **2010-11:** Spent most of the season with Nashville's AHL affiliate in Milwaukee with a 16-8-2 record and 2.78 GAA in 28 games ... **2009-10:** Spent most of his first pro season in the ECHL with Cincinnati with a 23-15-2 record and 2.63 GAA in 42 games ... Earned a 2-0 shutout in his first pro game in Johnstown on Oct. 17 ... Won the ECHL's Kelly Cup championship with the Cyclones and was named co-MVP of those playoffs ... **Juniors:** Played three full seasons of junior hockey in the Ontario Hockey League with Plymouth and Niagara ... Played two-plus seasons in Plymouth with a 49-30-7 record and 3.15 goals against average in 96 career games before finishing his junior career in Niagara with a 12-9-3 mark and 3.19 GAA in 26 contests ... Won an OHL championship with Plymouth in 2006-07 and was named co-winner of the OHL's Dave Pinkney Trophy that season with the lowest team GAA.

TRANSACTIONS: Nashville's second pick, 54th overall, in the 2007 NHL Entry Draft ... Signed by Columbus as a free agent, July 5, 2013 ... Signed by Boston as a free agent, July 2, 2014.

ETC: Full name, Jeremy Monroe Smith ... Single.

CONTRACT STATUS: Is in year one of a one-year contract with an NHL cap figure of $550,000.

STATS

			REGULAR SEASON							PLAYOFFS					
Season	**Team**	**League**	**GP**	**MINS**	**W-L-O**	**GA**	**GAA**	**SO**	**SV%**	**GP**	**MINS**	**W-L**	**GA**	**GAA**	**SO**
2006-07	Plymouth Whalers	OHL	34	1901	23-6-1	82	2.59	4	-	3	149	2-0	8	3.22	0
2007-08	Plymouth Whalers	OHL	40	2431	23-13-4	116	2.86	3	-	4	224	0-4	29	7.77	0
2008-09	Plymouth Whalers	OHL	17	901	3-9-2	72	4.80	0	-	-	-	-	-	-	-
	Niagara Ice Dogs	OHL	26	1488	12-9-3	79	3.19	1	-	12	724	5-7	45	3.73	1
2009-10	Milwaukee Admirals	AHL	1	5	0-0-0	0	0.00	0	-	-	-	-	-	-	-
	Cincinnati Cyclones	ECHL	42	2468	23-15-2	108	2.63	2	-	17	988	9-8	44	2.67	1
2010-11	Milwaukee Admirals	AHL	28	1513	16-8-2	57	2.26	2	-	13	843	7-6	32	2.28	0
	Cincinnati Cyclones	ECHL	1	65	0-0-1	3	2.78	0	-	-	-	-	-	-	-
2011-12	Milwaukee Admirals	AHL	56	3284	31-19-2	119	2.17	5	-	3	177	0-3	11	3.73	0
2012-13	Milwaukee Admirals	AHL	43	2471	19-19-3	114	2.77	1	-	-	-	-	-	-	-
2013-14	Springfield Falcons	AHL	38	2179	21-14-3	101	2.78	1	-	-	-	-	-	-	-

18 REILLY SMITH

RIGHT WING | 6'0" | 185 LBS. | SHOOTS LEFT

Born: April 1, 1991 in Toronto, Ontario | Hometown: Toronto, Ontario

CAREER VS. NHL TEAMS

	GP	G	A	PTS	PIM
Anaheim	5	0	0	0	0
Arizona	5	0	0	0	0
Boston	-	-	-	-	-
Buffalo	5	2	2	4	0
Calgary	5	2	0	2	0
Carolina	3	2	1	3	2
Chicago	4	0	1	1	0
Colorado	4	0	0	0	0
Columbus	5	0	2	2	0
Dallas	2	0	2	2	4
Detroit	7	0	4	4	0
Edmonton	6	0	0	0	0
Florida	5	3	2	5	2
Los Angeles	5	0	3	3	2
Minnesota	5	2	2	4	2
Montreal	4	0	0	0	0
Nashville	4	2	2	4	0
New Jersey	3	0	1	1	0
NY Islanders	3	1	3	4	0
NY Rangers	3	0	0	0	0
Ottawa	4	2	2	4	2
Philadelphia	3	1	1	2	0
Pittsburgh	3	2	1	3	0
St. Louis	6	0	1	1	4
San Jose	4	0	0	0	0
Tampa Bay	4	0	1	1	2
Toronto	4	0	3	3	0
Vancouver	6	3	1	4	2
Washington	3	0	1	1	0
Winnipeg	2	1	1	2	0



CAREER: Has a 2/4 record in NHL shootouts (2 deciding goals) ... **2013-14:** Played his first full NHL season and recorded career season-highs in all categories ... Was one of three Bruins to play in all 82 games ... Had nine multiple-point games, including 1-2=3 totals on Dec. 23 at Nashville which were a career-high for points in a game ... Had a career-best seven-game point streak from Jan. 14-28 (3-5=8 totals) ... Also had a five-game point streak from Oct. 12-23 (1-4=5 totals) ... Scored two deciding shootout goals, vs. Tampa Bay on Mar. 8 and in Philadelphia on Mar. 30 ... Played his first game as a Bruin on Oct. 3 vs. Tampa Bay, recorded his first point as a Bruin on Oct. 5 vs. Detroit and scored his first goal as a Bruin on Oct. 17 at Florida ... Played his 100th NHL game on Mar. 2 at New York Rangers ... Tied for second on the team in post-season goals with 4-1=5 totals in 12 games ... Had the club's highest playoff plus/minus at +5 ... Played his first NHL playoff game on Apr. 18 vs. Detroit, recorded his first NHL playoff point with a goal on Apr. 20 vs. the Red Wings and recorded his first NHL playoff assist on Apr. 22 in Detroit ... **2012-13:** Split his first full professional season between Dallas and their AHL affiliate, the Texas Stars ... Began the season in Texas before his Jan. 13 recall to Dallas and had another AHL stint from Apr. 2-16 ... Ranked fourth overall in the AHL Stars scoring race with 14-21=35 totals in 45 games ... Was one of ten rookies to skate in Dallas during the season and ranked second among Stars rookies in scoring with 3-6=9 totals in 37 NHL games ... Scored his first NHL point with a goal Feb. 15 in Vancouver and recorded his first NHL assist on Feb. 26 in Columbus ... All three of his goals tied the score in the game in which they were tallied ... Had points in consecutive games on three occasions, Feb. 15-17 (2-0=2 totals), Feb. 25-26 (1-1=2 totals) and Mar. 25-29 (0-2=2 totals) ... **2011-12:** Turned pro at the conclusion of his college season, foregoing his senior season of eligibility ... Played three scoreless games in Dallas, including his first NHL game played on Mar. 28 vs. Edmonton ... **College:** Played three seasons at Miami (Ohio) University with 66-56=122 totals in 121 career college games ... Was a finalist for the Hobey Baker Award in 2011-12 as the nation's top Division I college player when he was second in the nation with 30 goals and added 18 assists for 48 points ... Led the CCHA in goals with 28 in 2010-11.

TRANSACTIONS: Dallas' third pick, 69th overall, in the 2000 NHL Entry Draft ... Traded to Boston by Dallas with Loui Eriksson, Matt Fraser and Joe Morrow for Tyler Seguin, Rich Peverley and Ryan Button, July 4, 2013.

ETC: Full name, Reilly Liam Sheeran Smith ... Nickname, Smitty ... Single ... His brother Brendan plays for the Detroit Red Wings and Reilly became just the sixth Bruin to ever face his sibling in a playoff series when they squared off in the 2014 round one series ... Twitter, @reillysmith18



NHL FIRSTS:
Game – Mar. 28, 2012 at Edmonton
Goal/Point – Feb. 15, 2013 at Vancouver
Assist – Feb. 26, 2013 at Columbus

NHL MULTI-GOAL GAMES: 3
NHL MULTI-POINT GAMES: 9

NHL SINGLE-GAME HIGHS:
Goals
2 (3x; last Dec. 27, 2013 vs. Ottawa)
Assists
2 (2x; last Feb. 8, 2014 vs. Ottawa)
Points
3 (1-2=3, Dec. 23, 2013 at Nashville)

NHL SINGLE-SEASON HIGHS:
Games – 82 (2013-14)
Goals – 20 (2013-14)
Assists – 31 (2013-14)
Points – 51 (2013-14)

NHL CAREER-BEST:
Goal Streak
3 (2x; last 3-0=3, Jan. 25-28, 2014)
Assist Streak
4 (2x; last 0-4=4, Jan. 14-20, 2014)
Point Streak
7 (3-5=8, Jan. 14-28, 2014)

STATS

			REGULAR SEASON									PLAYOFFS				
Season	**Team**	**League**	**GP**	**G**	**A**	**PTS**	**PIM**	**PP**	**SH**	**GW**	**+/-**	**GP**	**G**	**A**	**PTS**	**PIM**
2009-10	Miami (OH) University RedHawks	CCHA	44	8	12	20	24	-	-	-	-	-	-	-	-	-
2010-11	Miami (OH) University RedHawks	CCHA	38	28	26	54	18	-	-	-	-	-	-	-	-	-
2011-12	Miami (OH) University RedHawks	CCHA	39	30	18	48	22	-	-	-	-	-	-	-	-	-
	Dallas Stars	NHL	3	0	0	0	2	0	0	0	-3	-	-	-	-	-
2012-13	Dallas Stars	NHL	37	3	6	9	8	0	0	0	Evn	-	-	-	-	-
	Texas Stars	AHL	45	14	21	35	20	-	-	-	-	7	0	4	4	0
2013-14	Boston Bruins	NHL	82	20	31	51	14	6	0	3	+28	12	4	1	5	0
	NHL Totals		**122**	**23**	**37**	**60**	**24**	**6**	**0**	**3**	**+25**	**12**	**4**	**1**	**5**	**0**
	Boston Totals		**82**	**20**	**31**	**51**	**14**	**6**	**0**	**3**	**+28**	**12**	**4**	**1**	**5**	**0**

34 CARL SÖDERBERG

CENTER | 6'3" | 218 LBS. | SHOOTS LEFT

Born: October 12, 1985 in Malmo, Sweden | Hometown: Malmo, Sweden

CAREER VS. NHL TEAMS

	GP	G	A	PTS	PIM
Anaheim	2	1	1	2	0
Arizona	2	0	0	0	4
Boston	-	-	-	-	-
Buffalo	5	0	4	4	4
Calgary	2	0	1	1	0
Carolina	3	1	3	4	2
Chicago	2	1	0	1	0
Colorado	1	1	0	1	0
Columbus	2	0	0	0	0
Dallas	2	0	1	1	0
Detroit	2	1	0	1	2
Edmonton	2	1	1	2	0
Florida	5	0	3	3	4
Los Angeles	2	0	1	1	2
Minnesota	2	0	1	1	0
Montreal	4	1	1	2	4
Nashville	2	1	2	3	0
New Jersey	3	0	3	3	0
NY Islanders	2	1	0	1	0
NY Rangers	3	1	0	1	0
Ottawa	4	1	1	2	4
Philadelphia	4	0	1	1	2
Pittsburgh	4	0	2	2	2
St. Louis	2	1	0	1	0
San Jose	2	1	0	1	2
Tampa Bay	4	1	2	3	0
Toronto	3	1	2	3	4
Vancouver	2	0	0	0	0
Washington	4	1	3	4	6
Winnipeg	2	0	1	1	0

CAREER: Has an 0/2 record in NHL shootouts ... **2013-14:** Played his first full NHL season with career season-highs in all categories ... Had ten multiple-point games, including two three-point nights ... Had four four-game point streaks - from Jan. 4-11 (1-3=4 totals), Jan. 27-Feb. 1 (2-3=5 totals), Mar. 6-12 (2-3=5 totals) and Mar. 15-21 (1-3=4 totals) ... Scored his first NHL goal on Oct. 31 vs. Anaheim ... Missed eight games with injuries (6-Oct. 3-17; 2-Dec. 28-31) and did not dress for one game ... Added 1-5=6 totals in 12 post-season games, including a 1-2=3 effort on May 10 vs. Montreal ... Had points in consecutive playoff games May 8-10 (1-3=4 totals) ... Recorded his first career NHL playoff point with an assist on Apr. 24 vs. Detroit and scored his first career NHL playoff goal on May 10 vs. Montreal ... **2012-13:** Signed a contract with the team on Apr. 8 at the conclusion of his Swedish season ... Had points in consecutive games Apr. 21-23 with two assists in those games ... Played his first NHL game on Apr. 20 vs. Pittsburgh and recorded his first NHL point with an assist on Apr. 21 vs. Florida ... Did not dress (coach's decision) for one game and missed four games as a non-roster player while waiting approval of his U.S. visa ... Played two scoreless post-season games, including his first career NHL playoff game on June 22 in Chicago, becoming just the second Bruin in team history to play his first NHL playoff game in a Stanley Cup Final (Richie Leduc, 1974 vs. Philadelphia) ... **Europe:** Played ten seasons with Malmo in Sweden's Division I and II from 2003-2011 with 105-183=298 totals in 332 games before moving to Linkoping for his final two European seasons ... Averaged nearly a point-per-game in his two years in Linkoping with45-50=95 totals in 96 games, including 31-29=60 totals in 54 games in his final season in 2012-13, which led the Swedish Elite League in goals and was second in points ... **International:** Played for Sweden in the 2005 World Junior Championships (4-2=6 totals with 4 PIM in six games).

TRANSACTIONS: St. Louis' second pick, 49th overall, in the 2004 NHL Entry Draft ... Traded to Boston by St. Louis for Hannu Toivonen, July 23, 2007.

ETC: Full name, Carl Johan Söderberg ... Wife, Caroline; daughter, Sophie ... Is just the second Bruin in club history to play his first career NHL playoff game in a Stanley Cup Final (Richie Leduc, 1974 vs. Philadelphia).

CONTRACT STATUS: Is in year three of a three-year contract with an NHL cap figure of $1,008,333.



NHL FIRSTS:
Game – Apr. 20, 2013 vs. Pittsburgh
Goal – Oct. 31, 2013 vs. Anaheim
Assist/Point – Apr. 21, 2013 vs. Florida

NHL MULTI-GOAL GAMES: None
NHL MULTI-POINT GAMES: 10

NHL SINGLE-GAME HIGHS:
Goals
1 (16x; last Apr. 2, 2014 at Detroit)
Assists
2 (5x; last Apr. 13 at New Jersey)
Points
3 (2x; last 1-2=3, Mar. 29, 2014 at Washington)

NHL SINGLE-SEASON HIGHS:
Games – 73 (2013-14)
Goals – 16 (2013-14)
Assists – 32 (2013-14)
Points – 48 (2013-14)

NHL CAREER-BEST:
Goal Streak
2 (2-0=2, Mar. 27-29, 2014)
Assist Streak
3 (4x; last 0-3=3, Mar. 15-18, 2014)
Point Streak
4 (4x; last 1-3=4, Mar. 15-21, 2014)

STATS

			REGULAR SEASON									PLAYOFFS				
Season	**Team**	**League**	**GP**	**G**	**A**	**PTS**	**PIM**	**PP**	**SH**	**GW**	**+/-**	**GP**	**G**	**A**	**PTS**	**PIM**
2003-04	Malmo	Sweden	24	1	1	2	8	-	-	-	-	-	-	-	-	-
2004-05	Morrum	Sweden2	14	5	6	11	8	-	-	-	-	-	-	-	-	-
	Malmo	Sweden	38	0	5	5	8	-	-	-	-	-	-	-	-	-
2005-06	Malmo	Sweden2	20	27	47	47	-	-	-	-	-	-	-	-	-	-
2006-07	Malmo	Sweden	31	12	18	30	14	-	-	-	-	-	-	-	-	-
2007-08	Malmo	Sweden2	42	22	36	58	18	-	-	-	-	-	-	-	-	-
2008-09	Malmo	Sweden2	45	18	41	59	26	-	-	-	-	-	-	-	-	-
2009-10	Malmo	Sweden2	51	20	31	51	53	-	-	-	-	5	0	1	1	0
2010-11	Malmo	Sweden2	52	12	34	46	18	-	-	-	-	-	-	-	-	-
2011-12	Linkoping	Sweden	42	14	21	35	20	-	-	-	-	-	-	-	-	-
2012-13	Linkoping	Sweden	54	31	29	60	48	-	-	-	-	6	1	1	2	27
	Boston Bruins	NHL	6	0	2	2	6	0	0	0	-2	2	0	0	0	0
2013-14	Boston Bruins	NHL	73	16	32	48	36	5	0	3	+ 4	12	1	5	6	2
	NHL & Boston Totals		**79**	**16**	**34**	**50**	**42**	**5**	**0**	**3**	**+2**	**14**	**1**	**5**	**6**	**2**

51 RYAN SPOONER

CENTER | 5'11" | 181 LBS. | SHOOTS LEFT

Born: January 30, 1992 in Ottawa, Ontario | Hometown: Kanata, Ontario

CAREER VS. NHL TEAMS

	GP	G	A	PTS	PIM
Anaheim	2	0	1	1	2
Buffalo	2	0	1	1	2
Calgary	2	0	1	1	0
Chicago	1	0	0	0	0
Dallas	1	0	0	0	0
Edmonton	1	0	0	0	0
Los Angeles	2	0	1	1	0
Montreal	1	0	0	0	0
Nashville	2	0	4	4	0
NY Islanders	2	0	2	2	0
Ottawa	3	0	0	0	0
San Jose	1	0	1	1	0
Toronto	3	0	0	0	2
Vancouver	1	0	0	0	0
Winnipeg	3	0	0	0	0

CAREER: Has an 0/3 record in NHL shootouts ... **2013-14:** Spent most of the season in Providence/AHL where he finished fourth in that team's scoring race with 11-35=46 totals and eight PIM in just 49 games ... Recalled to Boston on four occasions, Oct. 31-Nov. 4 (0-2=2 totals in two games), Dec. 8-Jan. 28 (0-9=9 totals in 20 games), Apr. 1-4 (did not dress for two games) and Apr. 9-11 (0-0=0 totals in one game) ... Had one multiple-point game, a three-assist effort on Dec. 23 at Nashville ... Had points in consecutive games on three occasions, Oct. 31-Nov. 2 (0-2=2 totals), Dec. 21-23 (0-4=4 totals) and Dec. 31-Jan. 2 (0-2=2 totals) ... Recorded his first NHL point with an assist on Oct. 31 vs. Anaheim ... Missed one game with an illness and did not dress (coach's decision) for three games ... Led Providence in playoff scoring with 6-9=15 totals in 12 AHL post-season games ... **2012-13:** Spent most of the season in Providence/AHL with two recalls to Boston from Feb. 4-7 and Mar. 18-24 ... Played his first NHL game on Feb. 6 at Montreal in his first recall and played three scoreless games during the second summons ... Led the Providence Bruins in scoring with 17-40=57 totals and 14 PIM in 59 AHL games ... Was selected to the AHL's 2012-13 All-Rookie Team ... **2011-12:** Joined Providence/AHL at the conclusion of his junior season in Sarnia and had 1-3=4 totals in five AHL Bruins games ... **2010-11:** Joined the Providence Bruins on an amateur try-out agreement at the conclusion of his junior season in Kingston ... Had points in each of his three AHL games played with 2-1=3 totals ... Recorded his first professional point with an assist his first pro game on Apr. 8 vs. Portland ... Scored his first pro goal on Apr. 9 at Springfield ... **Juniors:** Played four seasons of junior hockey in the Ontario Hockey League with Peterborough, Kingston and Sarnia with 113-146=259 totals and 44 penalty minutes in 230 career junior games ... Enjoyed his best season offensively in 2010-11 with 35-46=81 combined totals with Peterborough and Kingston ... Scored four goals in a game twice in his OHL career.

TRANSACTIONS: Boston's third pick (second round), 45th overall, in the 2010 NHL Entry Draft.

ETC: Full name, Ryan Bradley Spooner ... Nickname, Spoons ... Single ... Twitter, @rspooner2376

CONTRACT STATUS: Is in year three of a three-year entry level contract.

NHL FIRSTS:
Game – Feb. 6, 2013 at Montreal
Goal – None
Assist – Oct. 31, 2013 vs. Anaheim

NHL MULTI-GOAL GAMES: None
NHL MULTI-POINT GAMES: 1

NHL SINGLE-GAME HIGHS:
Goals
None
Assists
3 (Dec. 23, 2013 at Nashville)
Points
3 (0-3=3, Dec. 23, 2013 at Nashville)

NHL SINGLE-SEASON HIGHS:
Games – 23 (2013-14)
Goals – None
Assists – 11 (2013-14)
Points – 11 (2013-14)

NHL CAREER-BEST:
Goal Streak
None
Assist Streak
2 (3x; last 0-2=2, Dec. 31, 2013-Jan. 2, 2014)
Point Streak
2 (3x; last 0-2=2, Dec. 31, 2013-Jan. 2, 2014)

STATS

			REGULAR SEASON									PLAYOFFS				
Season	**Team**	**League**	**GP**	**G**	**A**	**PTS**	**PIM**	**PP**	**SH**	**GW**	**+/-**	**GP**	**G**	**A**	**PTS**	**PIM**
2008-09	Peterborough Petes	OHL	62	30	28	58	8	-	-	-	-	4	0	1	1	0
2009-10	Peterborough Petes	OHL	47	19	35	54	12	-	-	-	-	3	0	1	1	2
2010-11	Peterborough Petes	OHL	14	10	9	19	2	-	-	-	-	-	-	-	-	-
	Kingston Frontenacs	OHL	50	25	37	62	6	-	-	-	-	5	4	2	6	2
	Providence Bruins	AHL	3	2	1	3	0	-	-	-	-	-	-	-	-	-
2011-12	Kingston Frontenacs	OHL	27	14	18	32	8	-	-	-	-	-	-	-	-	
	Sarnia Sting	OHL	30	15	19	34	8	-	-	-	-	6	1	2	3	8
	Providence Bruins	AHL	5	1	3	4	0	-	-	-	-	-	-	-	-	-
2012-13	Boston Bruins	NHL	4	0	0	0	0	0	0	0	Evn	-	-	-	-	-
	Providence Bruins	AHL	59	17	40	57	14	-	-	-	-	12	2	3	5	4
2013-14	Boston Bruins	NHL	23	0	11	11	6	0	0	0	Evn	-	-	-	-	-
	Providence Bruins	AHL	48	11	35	46	8	-	-	-	-	12	6	9	15	2
	NHL & Boston Totals		**27**	**0**	**11**	**11**	**6**	**0**	**0**	**0**	**Evn**	**-**	**-**	**-**	**-**	**-**

70 MALCOLM SUBBAN

GOALTENDER | 6'2" | 200 LBS. | CATCHES LEFT

Born: December 21, 1993 in Toronto, Ontario | Hometown: Rexdale, Ontario

CAREER: 2013-14: Played his first professional season with Boston's AHL affiliate in Providence with a 15-10-5 record and 2.31 goals against average in 33 games ... Faced 40 shots in his first pro game on Oct. 5 with a 5-1 loss at St. John's ... Earned his first professional win with a 5-2 victory in Worcester on Nov. 9 ... Notched his first pro shutout with a 3-0 win vs. Worcester on Jan. 3 which kicked off a four-game win streak and six-game point streak at 5-0-1 ... **Juniors:** Played three full seasons of junior hockey in the Ontario Hockey League with the Belleville Bulls ... Had a 64-42-6 record and 2.52 goals against average ... Named to the OHL's All-Rookie Team in 2011 ... Enjoyed his best junior season with the Bulls in 2012-13 with a 29-11-4 record and league-best 2.14 GAA and .934 save percentage in 46 games and earned a Third Team OHL All-Star berth ... Played 17 post-season games in 2013 as Belleville advanced to the Conference championship and led OHL goaltenders in playoff GAA (2.00) and shutouts (three) ... Named the Best Puckhandling Goalie and Best Shootout Goalie in the 2012-13 OHL Coaches Poll voting ... **International:** Played for Team Canada in the 2013 World Junior championship (4-2 record and 2.76 GAA in six games).

TRANSACTIONS: Boston's first pick, 24th overall, in the 2012 NHL Entry Draft.

ETC: Full name, Malcolm-Jamaal Justin Subban ... Single ... His brother P.K. plays for the Montreal Canadiens while brother Jordan was drafted in the fourth round by Vancouver in 2013 ... Twitter, @Subbzero30.

CONTRACT STATUS: Is in year two of a three-year entry level contract.

STATS

			REGULAR SEASON							PLAYOFFS					
Season	**Team**	**League**	**GP**	**MINS**	**W-L-O**	**GA**	**GAA**	**SO**	**SV%**	**GP**	**MINS**	**W-L**	**GA**	**GAA**	**SO**
2009-10	Belleville Bulls	OHL	1	13	0-0-0	0	0.00	0	-	-	-	-	-	-	-
2010-11	Belleville Bulls	OHL	32	1785	10-17-2	94	3.16	0	-	3	178	0-3	6	2.02	0
2011-12	Belleville Bulls	OHL	39	2258	25-14-0	94	2.50	3	-	6	369	2-4	18	2.93	0
2012-13	Belleville Bulls	OHL	46	2695	29-11-4	96	2.14	5	-	17	1021	11-6	34	2.00	3
2013-14	Providence Bruins	AHL	33	1920	15-10-5	74	2.31	1	-	6	244	2-2	12	2.96	0

72 NIKLAS SVEDBERG

GOALTENDER | 6'0" | 176 LBS. | CATCHES LEFT

Born: September 4, 1989 in Sollentuna, Sweden | Hometown: Sollentuna, Sweden

CAREER VS. NHL TEAMS

	GP	W-L-O	GA	GAA	SO
Nashville	1	1-0-0	2	1.97	0



CAREER: **2013-14:** Spent most of the season in Providence/AHL with a 25-15-4 record, 2.63 goals against average and .910 save percentage in 45 games with two shutouts ... Recalled on three occasions to Boston, Dec. 27 (backed up one game), Jan. 2 (1-0-0 in one game played) and Feb. 24-27 (backed up one game) ... Earned his first NHL win in his first NHL game/start on Jan. 2 vs. Nashville (3-2 overtime victory) ... Dressed as backup for two Boston games ... **2012-13:** Played his first pro season in Providence/AHL with a 37-8-2 record, 2.17 goals against average and four shutouts in 48 games ... His 37 wins were the second-most by a rookie goaltender in AHL history ... Was named to the AHL's All-Rookie Team, First All-Star Team and he was the first rookie since 1994-95 to win the Baz Bastien Award as the league's top goaltender ... Was the starting goaltender for the East Team in the AHL All-Star Game ... **Europe:** Played three full seasons in the Swedish Elite League with MoDo and Brynas with a 2.94 career goals against average in 64 games ... Enjoyed his best season in 2010-11 with Brynas with a 2.28 GAA and two shutouts in 21 games played ... Recorded a 1.70 GAA with 4 shutouts in 13 playoff games in 2011-12 while leading Brynas to their first league title since 1999.

TRANSACTIONS: Signed by Boston as a free agent, May 29, 2012.

ETC: Single.

CONTRACT STATUS: Is in year one of a one-year contract with an NHL cap figure of $600,000.

NHL FIRSTS:
Game – Jan. 2, 2014 vs. Nashville
Win – Jan. 2, 2014 vs. Nashville
Shutout – None

NHL SHUTOUTS:
None

NHL SINGLE-SEASON HIGHS:
Games – 1 (2013-14)
Wins – 1 (2013-14)

NHL CAREER-BEST:
Win Streak
1 (Jan. 2, 2014)
Point Streak
1 (1-0-0, Jan. 2, 2014)

STATS

			REGULAR SEASON							PLAYOFFS					
Season	**Team**	**League**	**GP**	**MINS**	**W-L-O**	**GA**	**GAA**	**SO**	**SV%**	**GP**	**MINS**	**W-L**	**GA**	**GAA**	**SO**
2008-09	MoDo	Sweden	3	178	NA	16	5.41	0	-	-	-	-	-	-	-
2009-10	MoDo	Sweden	21	1261	NA	82	2.59	1	-	-	-	-	-	-	-
2010-11	Brynas	Sweden	21	1261	NA	48	2.28	2	-	-	-	-	-	-	-
2011-12	Brynas	Sweden	29	1726	NA	71	2.41	0	-	13	814	NA	23	1.70	4
2012-13	Providence Bruins	AHL	48	2873	37-8-2	104	2.17	4	-	12	675	6-6	37	3.29	0
2013-14	Boston Bruins	NHL	1	61	1-0-0	2	1.97	0	.943	-	-	-	-	-	-
	Providence Bruins	AHL	45	2602	25-15-4	114	2.63	0	-	9	510	4-4	23	2.70	1
	NHL & Boston Totals		**1**	**61**	**1-0-0**	**2**	**1.97**	**0**	**.943**	**-**	**-**	**-**	**-**	**-**	**-**

62 ZACH TROTMAN

DEFENSE | 6'3" | 216 LBS. | SHOOTS RIGHT

Born: August 26, 1990 in Carmel, Indiana | Hometown: Noblesville, Indiana

CAREER VS. NHL TEAMS

	GP	G	A	PTS	PIM
Los Angeles	1	0	0	0	0
Ottawa	1	0	0	0	0

CAREER: **2013-14:** Spent most of the season in Providence/AHL with 8-16=24 totals and 21 PIM in 53 games ... Recalled on three occasions to Boston, from Dec. 28-29 (0-0=0 totals in one game), Jan. 19-21 (0-0=0 totals in one game) and Jan. 23-28 (did not dress for two games) ... Played his first NHL game on Dec. 28 at Ottawa and wore #42 in that game before going to #62 for his second contest ... Did not dress (coach's decision) for two Boston games ... **2012-13:** Played his first full pro season with Boston's AHL affiliate in Providence ... Tied for third among team defensemen with 16 points ... **2011-12:** Joined the AHL Providence Bruins on Mar. 23 at the conclusion of his college season and had 1-2=3 totals in nine games ... Played his first professional game that night and scored his first pro point with the game-winning goal vs. Manchester ... **College:** Played three seasons of college hockey at Lake Superior State University with 19-30=49 totals and 42 penalty minutes in 114 career college games ... Signed a contract with the Bruins on Mar. 25, foregoing his senior season of eligibility ... Led team defensemen in scoring in 2011-12 with college season-highs of 11 goals and 21 points.

TRANSACTIONS: Boston's eighth pick, 210th overall, in the 2010 NHL Entry Draft.

ETC: Full name, Zachary Ross Trotman ... Nickname, Trots ... Single ... Twitter, @ztrotman4

CONTRACT STATUS: Is in year one of a two-year contract with an NHL cap figure of $625,000.

NHL FIRSTS:
Game – Dec. 28, 2013 at Ottawa
Goal – None
Assist – None

NHL MULTI-GOAL GAMES: None
NHL MULTI-POINT GAMES: None

NHL SINGLE-GAME HIGHS:
Goals
None
Assists
None
Points
None

NHL SINGLE-SEASON HIGHS:
Games – 2 (2013-14)
Goals – None
Assists – None
Points – None

NHL CAREER-BEST:
Goal Streak
None
Assist Streak
None
Point Streak
None

STATS

			REGULAR SEASON									PLAYOFFS				
Season	**Team**	**League**	**GP**	**G**	**A**	**PTS**	**PIM**	**PP**	**SH**	**GW**	**+/-**	**GP**	**G**	**A**	**PTS**	**PIM**
2008-09	Wichita Falls Wildcats	NAHL	47	2	4	6	79	-	-	-	-	5	0	1	1	8
2009-10	Lake Superior State Univ. Lakers	CCHA	36	2	6	8	18	-	-	-	-	-	-	-	-	-
2010-11	Lake Superior State Univ. Lakers	CCHA	38	6	14	20	12	-	-	-	-	-	-	-	-	-
2011-12	Lake Superior State Univ. Lakers	CCHA	40	11	10	21	12	-	-	-	-	-	-	-	-	-
	Providence Bruins	AHL	9	1	2	3	2	-	-	-	-	-	-	-	-	-
2012-13	Providence Bruins	AHL	48	2	14	16	19	-	-	-	-	4	0	0	0	0
2013-14	Boston Bruins	NHL	2	0	0	0	0	0	0	0	Evn	-	-	-	-	-
	Providence Bruins	AHL	53	8	16	24	21	-	-	-	-	8	0	4	4	14
	NHL & Boston Totals		**2**	**0**	**0**	**0**	**0**	**0**	**0**	**0**	**Evn**	**-**	**-**	**-**	**-**	**-**

79 DAVID WARSOFSKY

DEFENSE | 5'9" | 170 LBS. | SHOOTS LEFT

Born: May 30, 1990 in Marshfield, Massachusetts | Hometown: Marshfield, Massachusetts

CAREER VS. NHL TEAMS

	GP	G	A	PTS	PIM
Buffalo	2	0	0	0	0
Nashville	1	0	0	0	0
Ottawa	2	1	1	2	0
St. Louis	1	0	0	0	0



CAREER: **2013-14:** Spent most of the season in Providence/AHL where he led team defensemen in scoring with 6-26=32 totals and 11 PIM in 56 games ... Recalled on three occasions to Boston, from Dec. 18-24 (0-0=0 totals in three games), Dec. 28-29 (1-0=1 totals in one game) and Feb. 3-9 (0-1=1 totals in two games, did not dress for one game) ... Played his first NHL game on Dec. 19 at Buffalo ... Scored his first NHL goal and point on Dec. 29 at Ottawa ... Recorded his first NHL assist on Feb. 8 vs. Ottawa ... Did not dress (coach's decision) for one Boston game ... **2012-13:** Spent the season in Providence/AHL with 3-13=16 totals in 58 games which tied him for third among club defensemen in points ... Came to Boston's training camp at the conclusion of the lockout and was returned to Providence on Jan. 20 after not dressing on Boston's opening night game on Jan. 19 ... **2011-12:** Played his first full professional season in Providence/AHL ... Led team defensemen in points and was sixth overall in the club's scoring race ... His 24 assists were the second-most on the team ... Scored his first professional goal on Nov. 23 at Hershey ... **2010-11:** Signed a contract with the Bruins on Mar. 24 at the conclusion of his college career and was assigned to Providence/AHL ... Had three assists in ten AHL Bruins games ... Played his first professional game Mar. 25 vs. Worcester and scored his first pro point with an assist Apr. 1 vs. Connecticut ... **College:** Played three seasons of college hockey at Boston University with 22-46=68 totals and 122 penalty minutes in 113 career college games ... Won a National championship, Hockey East championship and Beanpot championship in his freshman season in 2008-09 ... Was named a Hockey East Second-Team All-Star in 2010-11 ... **International:** Won a Gold medal with Team USA at the 2010 World Junior Championships (0-2=2 totals in 7 games), just the second Gold ever by the United States in that tournament.

TRANSACTIONS: St. Louis' seventh pick (fourth round), 95th overall, in the 2008 NHL Entry Draft ... Traded to Boston by St. Louis for Vladimir Sobotka, June 26, 2010.

ETC: Full name, David Matthew Warsofsky ... Nickname, Warso ... Single ... Twitter, @davewarsofsky5

CONTRACT STATUS: Is in year one of a one-year contract with an NHL cap figure of $600,000.

NHL FIRSTS:
Game – Dec. 19, 2013 at Buffalo
Goal – Dec. 28, 2013 at Ottawa
Assist – Feb. 8, 2014 vs. Ottawa

NHL MULTI-GOAL GAMES: None
NHL MULTI-POINT GAMES: None

NHL SINGLE-GAME HIGHS:
Goals
1 (Dec. 28, 2013 at Ottawa)
Assists
1 (Feb. 8, 2014 vs. Ottawa)
Points
1 (2x; last 0-1=1, Feb. 8, 2014 vs. Ottawa)

NHL SINGLE-SEASON HIGHS:
Games – 6 (2013-14)
Goals – 1 ((2013-14)
Assists – 1 (2013-14)
Points – 2 (2013-14)

NHL CAREER-BEST:
Goal Streak
1 (1-0=1, Dec. 28, 2013)
Assist Streak
1 (0-1=1, Feb. 8, 2014)
Point Streak
1 (2x; last 0-1=1. Feb. 8, 2014)

STATS

			REGULAR SEASON									PLAYOFFS				
Season	**Team**	**League**	**GP**	**G**	**A**	**PTS**	**PIM**	**PP**	**SH**	**GW**	**+/-**	**GP**	**G**	**A**	**PTS**	**PIM**
2008-09	Boston University Terriers	HE	45	3	20	23	28	-	-	-	-	-	-	-	-	-
2009-10	Boston University Terriers	HE	34	12	11	23	48	-	-	-	-	-	-	-	-	-
2010-11	Boston University Terriers	HE	34	7	15	22	46	-	-	-	-	-	-	-	-	-
	Providence Bruins	AHL	10	0	3	3	6	-	-	-	-	-	-	-	-	-
2011-12	Providence Bruins	AHL	66	5	24	29	18	-	-	-	-	-	-	-	-	-
2012-13	Providence Bruins	AHL	58	3	13	16	17	-	-	-	-	12	0	3	3	0
2013-14	Boston Bruins	NHL	6	1	1	2	0	0	0	0	+1	-	-	-	-	-
	Providence Bruins	AHL	56	6	26	32	11	-	-	-	-	11	2	7	9	2
	NHL & Boston Totals		**6**	**1**	**1**	**2**	**0**	**0**	**0**	**0**	**+1**	**-**	**-**	**-**	**-**	**-**

IN THE SYSTEM

LINUS ARNESSON

DEFENSE | 6'1" | 198 LBS. | SHOOTS LEFT

Born: Sept. 21, 1994 in Stockholm SWE | 2013 Draft (1st/60th)

			Regular Season									Playoffs				
Season	**Team**	**League**	**GP**	**G**	**A**	**PTS**	**PIM**	**PP**	**SH**	**GW**	**+/-**	**GP**	**G**	**A**	**PTS**	**PIM**
2010-11	Djurgarden Jr.	Sweden Jr.	8	0	0	0	2	-	-	-	-	-	-	-	-	-
2011-12	Djurgarden	Sweden	3	0	0	0	0	-	-	-	-	-	-	-	-	-
	Djurgarden Jr.	Sweden Jr.	40	2	13	15	20	-	-	-	-	3	0	1	1	2
2012-13	Djurgarden	Sweden 2	35	0	1	1	8	-	-	-	-	-	-	-	-	-
	Djurgarden Jr.	Sweden Jr.	13	1	3	4	22	-	-	-	-	1	0	0	0	0
2013-14	Djurgarden	Sweden 2	44	1	5	6	36	-	-	-	-	6	0	0	0	2

MATT BENNING

DEFENSE | 6'0" | 201 LBS. | SHOOTS LEFT

Born: May 25, 1994 in Edmonton ALTA | 2012 Draft (5th/175th)

			Regular Season									Playoffs				
Season	**Team**	**League**	**GP**	**G**	**A**	**PTS**	**PIM**	**PP**	**SH**	**GW**	**+/-**	**GP**	**G**	**A**	**PTS**	**PIM**
2010-11	Spruce Grove Saints	AJHL	43	0	7	7	65	-	-	-	-	13	0	1	1	20
2011-12	Spruce Grove Saints	AJHL	44	4	14	18	87	-	-	-	-	11	2	1	3	16
2012-13	Dubuque Fighting Saints	USHL	57	10	16	26	73	-	-	-	-	10	1	1	2	6
2013-14	Northeastern University	HE	33	3	10	13	28	-	-	-	-	-	-	-	-	-

ANDERS BJORK

LEFT WING | 6'0" | 179 LBS. | SHOOTS LEFT

Born: Aug. 5, 1996 in Mequon WI | 2014 Draft (4th/146th)

			Regular Season									Playoffs				
Season	**Team**	**League**	**GP**	**G**	**A**	**PTS**	**PIM**	**PP**	**SH**	**GW**	**+/-**	**GP**	**G**	**A**	**PTS**	**PIM**
2012-13	US National Team Dev Prog	USHL	38	8	7	15	28	-	-	-	-	-	-	-	-	-
2013-14	US National Team Dev Prog	USHL	26	9	12	21	0	-	-	-	-	-	-	-	-	-

ANTON BLIDH

LEFT WING | 6'0" | 197 LBS. | SHOOTS LEFT

Born: Mar. 14, 1995 in Molnlycke SWE | 2013 Draft (6th/180th)

			Regular Season									Playoffs				
Season	**Team**	**League**	**GP**	**G**	**A**	**PTS**	**PIM**	**PP**	**SH**	**GW**	**+/-**	**GP**	**G**	**A**	**PTS**	**PIM**
2011-12	Frolunda U-18	Sweden U-18	38	13	19	32	28	-	-	-	-	4	2	0	2	4
2012-13	Frolunda Jr.	Sweden Jr.	43	17	10	27	80	-	-	-	-	6	1	2	3	0
2013-14	Frolunda Jr.	Sweden Jr.	27	11	14	25	20	-	-	-	-	-	-	-	-	-
	Frolunda	Sweden	24	0	5	5	2	-	-	-	-	6	1	2	3	0
	Karlskrona	Sweden 2	11	1	1	2	6	-	-	-	-	-	-	-	-	-

IN THE SYSTEM

PETER CEHLARIK

LEFT WING | 6'2" | 192 LBS. | SHOOTS LEFT

Born: Aug. 2, 1995 in Zilina SLO | 2013 Draft (2nd/90th)

			Regular Season									Playoffs				
Season	**Team**	**League**	**GP**	**G**	**A**	**PTS**	**PIM**	**PP**	**SH**	**GW**	**+/-**	**GP**	**G**	**A**	**PTS**	**PIM**
2011-12	Zilina Jr.	Slovak Jr.	4	1	2	3	2	-	-	-	-	-	-	-	-	-
	Lulea U-18	Sweden U-18	24	15	15	30	0	-	-	-	-	4	2	0	2	0
	Lulea Jr.	Sweden Jr.	8	2	2	4	2	-	-	-	-	1	3	0	3	0
2012-13	Lulea Jr.	Sweden Jr.	38	17	20	37	10	-	-	-	-	3	0	1	1	2
	Lulea	Sweden	8	3	3	6	0	-	-	-	-	6	1	0	1	0
2013-14	Lulea	Sweden	32	2	2	4	4	-	-	-	-	2	0	0	0	0
	Lulea Jr.	Sweden	4	5	2	7	0	-	-	-	-	-	-	-	-	-
	Asploven	Sweden 2	18	5	8	13	6	-	-	-	-	-	-	-	-	-

MAXIM CHUDINOV

DEFENSE | 5'9" | 170 LBS. | SHOOTS LEFT

Born: Mar. 25, 1990 in Cherepovets RUS | 2011 Draft (7th/195th)

			Regular Season									Playoffs				
Season	**Team**	**League**	**GP**	**G**	**A**	**PTS**	**PIM**	**PP**	**SH**	**GW**	**+/-**	**GP**	**G**	**A**	**PTS**	**PIM**
2007-08	Cherepovets	Russia	18	0	0	0	10	-	-	-	-	1	0	0	0	0
2008-09	Cherepovets	KHL	26	0	0	0	14	-	-	-	-	-	-	-	-	-
2009-10	Cherepovets	KHL	47	6	8	14	30	-	-	-	-	-	-	-	-	-
	Cherepovets Jr.	Russia Jr.	4	1	0	1	12	-	-	-	-	2	0	1	1	4
2010-11	Cherepovets	KHL	52	8	15	23	30	-	-	-	-	6	0	2	2	4
	Cherepovets Jr.	Russia Jr.	-	-	-	-	-	-	-	-	-	5	2	2	4	8
2011-12	Cherepovets	KHL	52	9	26	35	62	-	-	-	-	6	0	2	2	10
	Cherepovets Jr.	Russia Jr.	-	-	-	-	-	-	-	-	-	5	0	0	0	8
2012-13	St. Petersburg	KHL	47	2	8	10	46	-	-	-	-	12	1	1	2	6
2013-14	St. Petersburg	KHL	50	7	11	18	44	-	-	-	-	10	0	1	1	11

MITCHELL DEMPSEY

LEFT WING | 6'3" | 206 LBS. | SHOOTS LEFT

Born: Feb. 27, 1995 in Cambridge ONT | 2013 Draft (6th/210th)

			Regular Season									Playoffs				
Season	**Team**	**League**	**GP**	**G**	**A**	**PTS**	**PIM**	**PP**	**SH**	**GW**	**+/-**	**GP**	**G**	**A**	**PTS**	**PIM**
2011-12	Plymouth Whalers	OHL	34	1	4	5	29	-	-	-	-	5	0	0	0	0
2012-13	Sault Ste. Marie Greyhounds	OHL	36	1	4	5	17	-	-	-	-	-	-	-	-	-
2013-14	Kitchener Dutchmen	GOJHL	15	0	5	5	30	-	-	-	-	2	1	0	1	12
	Sault Ste. Marie Greyhounds	OHL	2	0	1	1	0	-	-	-	-	-	-	-	-	-
	Kitchener Rangers	OHL	6	0	0	0	10	-	-	-	-	-	-	-	-	-

RYAN DONATO

CENTER | 6'0" | 177 LBS. | SHOOTS LEFT

Born: Apr. 9, 1996 in Boston MA | 2014 Draft (2nd/56th)

			Regular Season									Playoffs				
Season	**Team**	**League**	**GP**	**G**	**A**	**PTS**	**PIM**	**PP**	**SH**	**GW**	**+/-**	**GP**	**G**	**A**	**PTS**	**PIM**
2011-12	Dexter School	USHS	26	14	22	36	NA	-	-	-	-	-	-	-	-	-
2012-13	Dexter School	USHS	28	29	31	60	NA	-	-	-	-	-	-	-	-	-
2013-14	Dexter School	USHS	30	37	41	78	NA	-	-	-	-	-	-	-	-	-

IN THE SYSTEM

RYAN FITZGERALD

CENTER | 5'9" | 174 LBS. | SHOOTS RIGHT

Born: Oct. 19, 1994 in Boca Raton FL | 2013 Draft (3rd/120th)

			Regular Season									Playoffs				
Season	**Team**	**League**	**GP**	**G**	**A**	**PTS**	**PIM**	**PP**	**SH**	**GW**	**+/-**	**GP**	**G**	**A**	**PTS**	**PIM**
2009-10	Malden Catholic	USHS	24	17	30	47	NA	-	-	-	-	-	-	-	-	-
2010-11	Malden Catholic	USHS	24	28	44	72	NA	-	-	-	-	-	-	-	-	-
2011-12	Malden Catholic	USHS	19	31	20	51	NA	-	-	-	-	-	-	-	-	-
2012-13	Valley Junior Warriors	EJHL	26	14	16	30	50	-	-	-	-	6	3	3	6	8
	US National Team Dev Prog	USHL	5	1	0	1	8	-	-	-	-	-	-	-	-	-
2013-14	Boston College	HE	40	13	16	29	22	-	-	-	-	-	-	-	-	-

MATT GRZELCYK

DEFENSE | 5'9" | 173 LBS. | SHOOTS LEFT

Born: Jan. 5, 1994 in Charlestown MA | 2012 Draft (2nd/85th)

			Regular Season									Playoffs				
Season	**Team**	**League**	**GP**	**G**	**A**	**PTS**	**PIM**	**PP**	**SH**	**GW**	**+/-**	**GP**	**G**	**A**	**PTS**	**PIM**
2009-10	Belmont Hill School	USHS	31	2	18	20	30	-	-	-	-	-	-	-	-	-
2010-11	US National Team Dev. Prog.	USHL	36	1	9	10	28	-	-	-	-	2	0	0	0	2
2011-12	US National Team Dev. Prog.	USHL	24	1	10	11	6	-	-	-	-	-	-	-	-	-
2012-13	Boston University Terriers	HE	38	3	20	23	26	-	-	-	-	-	-	-	-	-
2013-14	Boston University Terriers	HE	19	3	8	11	16	-	-	-	-	-	-	-	-	-

COLTON HARGROVE

LEFT WING | 6'1" | 211 LBS. | SHOOTS LEFT

Born: June 25, 1992 in Dallas TX | 2012 Draft (6th/205th)

			Regular Season									Playoffs				
Season	**Team**	**League**	**GP**	**G**	**A**	**PTS**	**PIM**	**PP**	**SH**	**GW**	**+/-**	**GP**	**G**	**A**	**PTS**	**PIM**
2010-11	Fargo Force	USHL	56	13	14	27	109	-	-	-	-	5	0	3	3	2
2011-12	Fargo Force	USHL	54	16	22	38	140	-	-	-	-	6	0	0	0	10
2012-13	Western Michigan Univ. Bulldogs	CCHA	32	9	1	10	29	-	-	-	-	-	-	-	-	-
2013-14	Western Michigan Univ. Bulldogs	NCHC	39	11	13	24	38	-	-	-	-	-	-	-	-	-

DANTON HEINEN

CENTER | 6'0" | 165 LBS. | SHOOTS LEFT

Born: July 5, 1995 in Langley BC | 2014 Draft (3rd/116th)

			Regular Season									Playoffs				
Season	**Team**	**League**	**GP**	**G**	**A**	**PTS**	**PIM**	**PP**	**SH**	**GW**	**+/-**	**GP**	**G**	**A**	**PTS**	**PIM**
2012-13	Richmond	PJHL	43	21	28	49	4	-	-	-	-	15	6	8	14	2
	Merritt Centennials	BCHL	2	0	2	2	0	-	-	-	-	-	-	-	-	-
2013-14	Surrey Eagles	BCHL	57	29	33	62	8	-	-	-	-	6	2	5	7	2

IN THE SYSTEM

EMIL JOHANSSON

DEFENSE | 6'0" | 189 LBS. | SHOOTS LEFT

Born: May 6, 1996 in Vaxjo SWE | 2014 Draft (5th/206th)

			Regular Season									Playoffs				
Season	**Team**	**League**	**GP**	**G**	**A**	**PTS**	**PIM**	**PP**	**SH**	**GW**	**+/-**	**GP**	**G**	**A**	**PTS**	**PIM**
2012-13	HV 71 U18	Sweden U18	32	5	12	17	14	-	-	-	-	-	-	-	-	-
	HV 71 Jr	Sweden Jr	1	1	1	2	0	-	-	-	-	-	-	-	-	-
2013-14	HV 71 U18	Sweden U18	6	2	3	5	20	-	-	-	-	-	-	-	-	-
	HV 71 Jr	Sweden Jr	42	2	7	9	28	-	-	-	-	-	-	-	-	-

ZANE McINTYRE

GOAL | 6'2" | 208 LBS. | CATCHES LEFT

Born: Aug. 20, 1992 in Grand Forks ND | 2010 Draft (6th/165th)

			Regular Season							Playoffs					
Season	**Team**	**League**	**GP**	**MINS**	**W-L-O**	**GA**	**GAA**	**SO**	**SV%**	**GP**	**MINS**	**W-L**	**GA**	**GAA**	**SO**
2010-11	Fargo Force	USHL	23	1318	14-8-0	49	2.23	2	-	1	55	0-1	3	3.25	0
2011-12	Fargo Force	USHL	46	2758	26-16-4	102	2.22	7	-	6	370	3-3	11	1.78	0
2012-13	University of North Dakota	WCHA	17	1001	9-4-3	41	2.46	0	-	-	-	-	-	-	-
2013-14	University of North Dakota	NCHC	33	1930	20-10-3	64	1.99	3	-	-	-	-	-	-	-

ROB O'GARA

CENTER | 5'11" | 200 LBS. | SHOOTS RIGHT

Born: June 6, 1991 in Ottawa ONT | 2009 Draft (5th/206th)

			Regular Season									Playoffs				
Season	**Team**	**League**	**GP**	**G**	**A**	**PTS**	**PIM**	**PP**	**SH**	**GW**	**+/-**	**GP**	**G**	**A**	**PTS**	**PIM**
2010-11	Milton Academy	USHS	30	2	7	9	22	-	-	-	-	-	-	-	-	-
2011-12	MIlton Academy	USHS	24	5	20	25	NA	-	-	-	-	-	-	-	-	-
2012-13	Yale University Bulldogs	ECAC	37	0	7	7	32	-	-	-	-	-	-	-	-	-
2013-14	Yale University Bulldogs	ECAC	33	4	7	11	30	-	-	-	-	-	-	-	-	-

DAVID PASTRNAK

LEFT WING | 6'0" | 171 LBS. | SHOOTS RIGHT

Born: May 25, 1996 in Havirov CZE REP | 2014 Draft (1st/25th)

			Regular Season									Playoffs				
Season	**Team**	**League**	**GP**	**G**	**A**	**PTS**	**PIM**	**PP**	**SH**	**GW**	**+/-**	**GP**	**G**	**A**	**PTS**	**PIM**
2012-13	Sodertalje Jr.	Sweden Jr.	36	12	17	29	67	-	-	-	-	4	2	2	4	10
	Sodertalje	Sweden 2	16	2	1	3	0	-	-	-	-	-	-	-	-	-
2013-14	Sodertalje	Sweden 2	36	8	16	24	24	-	-	-	-	-	-	-	-	-
	Sodertalje Jr.	Sweden Jr.	1	1	1	2	0	-	-	-	-	2	0	0	0	0

WILEY SHERMAN

DEFENSE | 6'7" | 212 LBS. | SHOOTS LEFT

Born: May 24, 1995 in Greenwich CT | 2013 Draft (4th/150th)

			Regular Season									Playoffs				
Season	**Team**	**League**	**GP**	**G**	**A**	**PTS**	**PIM**	**PP**	**SH**	**GW**	**+/-**	**GP**	**G**	**A**	**PTS**	**PIM**
2010-11	Hotchkiss School	USHS	23	0	4	4	NA	-	-	-	-	-	-	-	-	-
2011-12	Hotchkiss School	USHS	24	2	5	7	NA	-	-	-	-	-	-	-	-	-
2012-13	Hotchkiss School	USHS	26	4	6	10	32	-	-	-	-	-	-	-	-	-
2013-14	Hotchkiss School	USHS	26	5	12	17	40	-	-	-	-	-	-	-	-	-

MINOR LEAGUE AFFILIATES

PROVIDENCE BRUINS

American Hockey League Affiliate

Dunkin' Donuts Center
1 LaSalle Square
Providence, Rhode Island 02903

Phone: 401.273.5000
www.providencebruins.com

Owner and Chairman ..... H. Larue Renfroe
Chief Executive Officer ..... Jeff Fear
President ..... Matt Poore
General Manager ..... Don Sweeney
Head Coach ..... Bruce Cassidy
Assistant Coach ..... Kevin Dean
Athletic Trainer ..... Mark Grotzinger
Equipment Manager ..... Jason Berger
Chief Operating Officer ..... Jeff Hagan
Chief Sales Officer ..... Jeff Guarino
Chief Marketing Officer ..... Nathan Roberts
Vice Presidents of Sales ..... Brent Arnold, Jason DeMaggio, Chris Forrest, John Savoia, Narin Sundarabhaya
Vice President of Operations ..... Paul Daniels
Vice President of Partnership Activation ..... Jeff Verklan
Senior Directors of Sales ..... Pat Baker, Joe Braun, Sean Coughlin
Directors of Sales ..... Matt Azeredo, Brian Branco, Daniel Chizmar, David DeNitto, Ryan Doyle, Erica Frazier
Director of Public Relations and Communications ..... Randy Press
Director of Partnership Activation ..... Emily Dionne
Director of Operations ..... Matt Generali
Art Director, Creative Services ..... Lisa Grondines
Jr. Art Director, Creative Services ..... Blair Carroll
Managers of Sales ..... Joe DiOrio, James Graeve, Zachary Mandirola, Brad Medeiros, Matt Myers, Jonathan Wade
Manager of Partnership Activation ..... David Sbordon
Manager of Operations ..... Brett Ballou
Associates of Sales ..... George Bissell, Jeff Callahan, Alex Dion, Tyler Souza, John McKeon, Rich Mueller, Sarah Pennimpede, Kaleigh Richardson, Scott Homas, Jonathan Walker
Associate of Partnership Activation ..... Gina DeLuca
Associate of Operations ..... Charles Manning
Seating Capacity 11,075

BRUCE CASSIDY HEAD COACH

Bruce Cassidy is in his fourth season as head coach of Boston's top affiliate, as he was named as the tenth head coach in Providence history on June 25, 2011 after serving as the team's assistant coach for the previous three seasons.

He led the Bruins to the third best record in the AHL's Atlantic Division last season in his third year as the head man behind the bench with a 40-25-2-9 record and the P-Bruins advanced to the second round of the Calder Cup playoffs. His six-year tenure in Providence has yielded a 242-183-15-28 overall mark.

A native of Ottawa, Ontario, Cassidy has a lengthy resume from both his playing and coaching careers. Selected 18th overall by the Chicago Blackhawks in the first round of the 1983 NHL Entry Draft, he played with the Blackhawks and their affiliates from 1985 to 1990, including 36 Chicago games with 4-13=17 NHL totals. He then played three seasons in Europe, suiting up for Alleghe HC in Italy and Kaufbeuren in Germany. He retired with the IHL's Indianapolis Ice in 1996 to accept a head-coaching job with the Jacksonville Lizard Kings of the East Coast Hockey League (ECHL).

Cassidy was promoted to head coach of the team in Indianapolis during the 1998-99 season and went on to coach the ECHL's Trenton Titans and the IHL's Grand Rapids Griffins before being hired as head coach of the Washington Capitals in 2002-03. The Capitals had an overall record of 47-45-9-6 under his tenure.

Cassidy signed with Chicago in June 2004 as an assistant coach, working with the AHL's Norfolk Admirals during the 2004-05 NHL lockout season and then the Blackhawks in 2005-06. He again became a head coach in 2006-07, guiding the OHL's Kingston Frontenacs to a 31-30-7 mark and a trip to the playoffs. His time in Kingston concluded with a two-year record of 33-39-8, bringing his overall head coaching record to 295-253-36-37 in 621 games.

Cassidy resides in Providence, Rhode Island, with his wife Julie and their daughter Shannon.

PROVIDENCE BRUINS 2014-15 SCHEDULE

HOME

Fri.	Oct.	10	St. John's IceCaps	7:05
Fri.	Oct.	17	Worcester Sharks	7:05
Sun.	Oct.	19	Portland Pirates	3:05
Fri.	Oct.	24	Norfolk Admirals	7:05
Sun.	Nov.	2	St. John's IceCaps	3:05
Fri.	Nov.	7	Portland Pirates	7:05
Sun.	Nov.	9	St. John's IceCaps	3:05
Fri.	Nov.	14	Springfield Falcons	7:05
Sun.	Nov.	16	Portland Pirates	3:05
Fri.	Nov.	21	Hartford Wolfpack	7:05
Sun.	Nov.	23	Springfield Falcons	3:05
Fri.	Dec.	5	Albany Devils	7:05
Sun.	Dec.	7	Portland Pirates	3:05
Sat.	Dec.	13	Portland Pirates	7:05
Sun.	Dec.	14	Manchester Monarchs	3:05
Fri.	Jan.	2	Bridgeport Sound Tigers	7:05
Sun.	Jan.	4	Worcester Sharks	3:05
Fri.	Jan.	9	Springfield Falcons	7:05
Sun.	Jan.	11	Portland Pirates	3:05
Fri.	Jan.	16	Bridgeport Sound Tigers	7:05
Sun.	Jan.	18	Wilkes-Barre/Scranton Penguins	3:05
Fri.	Jan.	23	Manchester Monarchs	7:05
Fri.	Jan.	30	Worcester Sharks	7:05
Fri.	Feb.	6	Manchester Monarchs	7:05
Sun.	Feb.	8	Springfield Falcons	3:05
Fri.	Feb.	13	Bridgeport Sound Tigers	7:05
Sun.	Feb.	15	Manchester Monarchs	3:05
Fri.	Mar.	6	Hershey Bears	7:05
Sat.	Mar.	7	Springfield Falcons	7:05
Sun.	Mar.	8	Worcester Sharks	3:05
Fri.	Mar.	13	Lehigh Valley Phantoms	7:05
Sun.	Mar.	15	Norfolk Admirals	3:05
Fri.	Mar.	20	Manchester Monarchs	7:05
Sun.	Mar.	22	St. John's IceCaps	3:05
Fri.	Apr.	10	Worcester Sharks	7:05
Sun.	Apr.	12	Hartford Wolfpack	3:05
Fri.	Apr.	17	Worcester Sharks	7:05
Sun.	Apr.	19	Manchester Monarchs	3:05

ROAD

Sat.	Oct.	11	Portland Pirates	7:00
Sat.	Oct.	18	Worcester Sharks	7:00
Sat.	Oct.	25	Manchester Monarchs	7:00
Sat.	Nov.	1	Springfield Falcons	7:00
Sat.	Nov.	8	Worcester Sharks	7:00
Sat.	Nov.	15	Manchester Monarchs	7:00
Sat.	Nov.	22	Springfield Falcons	7:00
Fri.	Nov.	28	Portland Pirates	7:00
Sat.	Nov.	29	Worcester Sharks	7:00
Sun.	Nov.	30	Bridgeport Sound Tigers	3:00
Tue.	Dec.	9	St. John's IceCaps	7:30
Wed.	Dec.	10	St. John's IceCaps	7:30
Fri.	Dec.	19	Portland Pirates	7:00
Sat.	Dec.	20	Manchester Monarchs	7:00
Fri.	Dec.	26	Bridgeport Sound Tigers	7:00
Sat.	Dec.	27	Manchester Monarchs	3:00
Tue.	Dec.	30	Albany Devils	7:00
Sat.	Jan.	3	Portland Pirates	7:00
Sat.	Jan.	10	Worcester Sharks	7:00
Sat.	Jan.	17	Manchester Monarchs	7:00
Wed.	Jan.	21	Hartford Wolfpack	7:00
Sat.	Jan.	24	Springfield Falcons	7:00
Sat.	Jan.	31	Worcester Sharks	7:00
Sat.	Feb.	7	Manchester Monarchs	7:00
Sat.	Feb.	14	Springfield Falcons	7:00
Fri.	Feb.	20	Lehigh Valley Phantoms	7:05
Sat.	Feb.	21	Wilkes-Barre/Scranton Penguins	7:05
Sun.	Feb.	22	Hershey Bears	5:00
Fri.	Feb.	27	Norfolk Admirals	7:30
Sat.	Feb.	28	Norfolk Admirals	7:15
Sat.	Mar.	14	Springfield Falcons	7:00
Sat.	Mar.	21	Bridgeport Sound Tigers	7:00
Fri.	Mar.	27	Hartford Wolfpack	7:00
Sat.	Mar.	28	Portland Pirates	7:00
Fri.	Apr.	3	St. John's IceCaps	7:30
Sat.	Apr.	4	St. John's IceCaps	7:30
Sat.	Apr.	11	Worcester Sharks	7:00
Sat.	Apr.	18	Portland Pirates	7:00

All games are Eastern Standard Time (EST).

MINOR LEAGUE AFFILIATES

SOUTH CAROLINA STINGRAYS

East Coast Hockey League Affiliate

North Charleston Coliseum
3300 W. Montague Avenue, Suite A-200
North Charleston, South Carolina 29418

Phone: 843.744.2248
www.stingrayshockey.com

Governor ..... Jonathan Zucker
President ..... Rob Concannon
Head Coach and Director of Hockey Operations ..... Spencer Carbery
Manager of Hockey Operations and Assistant Coach ..... Ryan Warsofsky
Athletic Trainer ..... Rick Covard
Equipment Manager ..... Brian Godin
Head Scout ..... James Sorrentino
Office Manager ..... Julie Thoennes

Director of Communications and Broadcasting ..... Joseph Zakrzewski
Director of Ticket Sales ..... Robert McCaffrey
Director of Game Operations ..... Chris Clark
Community Relations Manager ..... Amanda Marchione
Account Executive ..... Kyle Huckabee
Inside Sales Representatives ..... Ronnie Sellers, Jade Goodenow, Melissa Caprice
Seating Capacity 6,712

JYP JYVASKYLA

Finnish SM-League Partner

JYP Jyvaskyla Oy
Puistokatu 21
Jyvaskyla, Finland 40200

www.jypliiga.fi

Head Coach ..... Marko Virtanen
Coach ..... Harri Laurila
Team Manager ..... Ari-Pekka Siekkinen

Equipment Managers ..... Kari Virpio, Kari Jaaskelainen, Pekka Vesamaa
Physiotherapist ..... Vesa Puustinen

NHL TICKET EXCHANGE™

BUY AND SELL BOSTON BRUINS® TICKETS AT NHL.COM/TICKETEXCHANGE

ticketmaster®
VERIFIED TICKETS

© NHL 2014

2013-14 SEASON IN REVIEW

2013-14 REGULAR SEASON SCORING

No	Player	GP	G	A	PTS	PIM	PP	SH	GW	OT	Shots	%age	+/-
46	David Krejci	80	19	50	69	28	3	-	6	1	169	11.2	+39
37	Patrice Bergeron	80	30	32	62	43	7	1	7	-	243	12.3	+38
12	Jarome Iginla	78	30	31	61	47	4	-	8	-	209	14.4	+34
17	Milan Lucic	80	24	35	59	91	3	-	5	1	153	15.7	+30
63	Brad Marchand	82	25	28	53	64	1	5	5	1	149	16.8	+36
18	Reilly Smith	82	20	31	51	14	6	-	3	-	146	13.7	+28
34	Carl Söderberg	73	16	32	48	36	5	-	3	-	129	12.4	+ 4
33	Zdeno Chara	77	17	23	40	66	10	-	3	-	168	10.1	+25
47	Torey Krug	79	14	26	40	28	6	-	2	1	183	7.7	+18
21	Loui Eriksson	61	10	27	37	6	2	-	2	-	115	8.7	+14
27	Dougie Hamilton	64	7	18	25	40	2	-	1	-	114	6.1	+22
55	Johnny Boychuk	75	5	18	23	45	-	-	1	-	142	3.5	+31
41	Andrej Meszaros/Philadelphia	38	5	12	17	34	-	-	-	-	62	8.1	+ 1
	/Boston	14	2	3	5	6	1	-	-	-	22	9.1	+ 4
	/Total	52	7	15	22	40	1	-	-	-	84	8.3	+ 5
11	Gregory Campbell	82	8	13	21	47	-	1	2	-	84	9.5	+ 1
23	Chris Kelly	57	9	9	18	32	-	1	-	-	69	13.0	+ 2
20	Daniel Paille	72	9	9	18	6	-	1	1	-	71	12.7	+ 9
43	Matt Bartkowski	64	-	18	18	30	-	-	-	-	91	0.0	+22
51	Ryan Spooner	23	-	11	11	6	-	-	-	-	42	0.0	Evn
44	Dennis Seidenberg	34	1	9	10	10	-	-	-	-	53	1.9	+11
22	Shawn Thornton	64	5	3	8	74	-	-	1	-	93	5.4	+ 3
89	Kevan Miller	47	1	5	6	38	-	-	1	-	41	2.4	+20
54	Adam McQuaid	30	1	5	6	69	-	-	-	-	25	4.0	+12
6	Corey Potter/Edmonton	16	-	5	5	21	-	-	-	-	18	0.0	Evn
	/Boston	3	-	-	-	-	-	-	-	-	1	0.0	- 1
	/Total	19	-	5	5	21	-	-	-	-	19	0.0	- 1
38	Jordan Caron	35	1	2	3	36	-	-	-	-	52	1.9	- 8
25	Matt Fraser	14	2	-	2	10	-	-	-	-	13	15.4	Evn
57	Justin Florek	4	1	1	2	-	-	-	-	-	5	20.0	+ 1
79	David Warsofsky	6	1	1	2	-	-	-	-	-	10	10.0	+ 1
40	Tuukka Rask	58	-	2	2	2	-	-	-	-		- GOAL -	
76	Alexander Khokhlachev	1	-	-	-	2	-	-	-	-	2	0.0	Evn
72	Niklas Svedberg	1	-	-	-	-	-	-	-	-		- GOAL -	
52	Matt Lindblad	2	-	-	-	-	-	-	-	-	-	0.0	Evn
61	Craig Cunningham	2	-	-	-	-	-	-	-	-	4	0.0	Evn
42	Zach Trotman	2	-	-	-	-	-	-	-	-	4	0.0	Evn
32	Nick Johnson	9	-	-	-	-	-	-	-	-	10	0.0	- 4
30	Chad Johnson	27	-	-	-	-	-	-	-	-		- GOAL -	
	Bench	82				8							
	Boston Totals	**82**	**258**	**441**	**699**	**886**	**50**	**9**	**51**	**4**	**2613**	**9.9**	
	Opponent Totals	**82**	**171**	**293**	**464**	**827**	**43**	**6**	**18**	**3**	**2385**	**7.2**	

No	Goaltender	GP	MINS	SOG	SVS	SV%	W-L-O	GA	GAA	SO	EN
72	Niklas Svedberg	1	61	35	33	.943	1-0-0	2	1.97	-	-
40	Tuukka Rask	58	3386	1641	1526	.930	36-15-6	115	2.04	7	1
30	Chad Johnson	27	1511	708	655	.925	17-4-3	53	2.10	2	-
	Boston Totals	**82**	**4978**	**2385**	**2214**	**.928**	**54-19-9**	**171**	**2.06**	**9**	**1**
	Opponent Totals	**82**	**4978**	**2613**	**2355**	**.901**	**28-47-7**	**258**	**3.11**	**1**	**13**

2014 PLAYOFF SCORING

No	Player	GP	G	A	PTS	PIM	PP	SH	GW	OT	Shots	%age	+/-
47	Torey Krug	12	2	8	10	6	1	-	-	-	28	7.1	- 2
37	Patrice Bergeron	12	3	6	9	4	-	-	-	-	40	7.5	+ 1
12	Jarome Iginla	12	5	2	7	12	2	-	2	1	26	19.2	Evn
17	Milan Lucic	12	4	3	7	4	-	-	1	-	26	15.4	+ 3
27	Dougie Hamilton	12	2	5	7	14	1	-	1	-	23	8.7	+ 1
34	Carl Söderberg	12	1	5	6	2	-	-	-	-	25	4.0	+ 4
18	Reilly Smith	12	4	1	5	-	3	-	1	-	26	15.4	+ 5
21	Loui Eriksson	12	2	3	5	4	1	-	-	-	24	8.3	+ 1
63	Brad Marchand	12	-	5	5	18	-	-	-	-	28	0.0	+ 4
33	Zdeno Chara	12	2	2	4	14	2	-	-	-	22	9.1	+ 4
46	David Krejci	12	-	4	4	4	-	-	-	-	25	0.0	- 3
25	Matt Fraser	4	1	1	2	-	-	-	1	1	4	25.0	+ 1
55	Johnny Boychuk	12	1	1	2	2	-	-	-	-	26	3.8	+ 3
41	Andrej Meszaros	4	-	2	2	2	-	-	-	-	5	0.0	+ 1
86	Kevan Miller	11	-	2	2	8	-	-	-	-	6	0.0	+ 2
20	Daniel Paille	7	1	-	1	2	-	-	-	-	5	20.0	- 1
57	Justin Florek	6	1	-	1	4	-	-	-	-	10	10.0	Evn
38	Jordan Caron	7	1	-	1	4	-	-	-	-	9	11.1	Evn
43	Matt Bartkowski	8	-	1	1	10	-	-	-	-	12	0.0	+ 2
22	Shawn Thornton	12	-	1	1	4	-	-	-	-	16	0.0	- 2
6	Corey Potter	1	-	-	-	-	-	-	-	-	1	0.0	Evn
11	Gregory Campbell	12	-	-	-	4	-	-	-	-	10	0.0	Evn
40	Tuukka Rask	12	-	-	-	2	-	-	-	-		- GOAL –	
	Bench	12				4							
	Boston Totals	**12**	**30**	**53**	**83**	**128**	**9**	**0**	**7**	**2**	**396**	**7.6**	
	Opponent Totals	**12**	**26**	**44**	**70**	**112**	**10**	**0**	**5**	**1**	**349**	**7.4**	

No	Goaltender	GP	MINS	SOG	SVS	SV%	W-L	GA	GAA	SO	EN
40	Tuukka Rask	12	753	348	323	.928	7-5	25	1.99	2	1
	Boston Totals	**12**	**759**	**349**	**323**	**.926**	**7-5**	**26**	**2.06**	**2**	**1**
	Opponent Totals	**12**	**759**	**396**	**366**	**.924**	**5-7**	**30**	**2.37**	**2**	**3**



Credit Bruce Bennett / Getty Images

Patrice Bergeron won the 2013-14 Selke Trophy as the league's top defensive forward.

Credit Bruce Bennett / Getty Images

Tuukka Rask earned the 2013-14 Vezina Trophy as the NHL's top goaltender.

2013-14 GAME-BY-GAME RESULTS

Gm	Date	Opponent	Score		Home	Road	Overall	Notes
1	10-3-13	Tampa Bay	W	3-1	1-0-0		1-0-0	Chris Kelly, penalty shot goal on TB's Anders Lindback – 1st time in NHL history team scored 1st goal of season on a penalty shot
2	10-5-13	Detroit	W	4-1	2-0-0		2-0-0	Torey Krug, 1st career regular season goal
3	10-10-13	Colorado	L	0-2	2-1-0		2-1-0	Col's Jean-Sebastien Giguere, 39 saves; Snapped Boston's 71-game stretch without being shut out
4	10-12-13	at Columbus	W	3-1		1-0-0	3-1-0	--
5	10-14-13	Detroit	L	2-3	2-2-0		3-2-0	Det, 0 PP opportunities
6	10-17-13	at Florida	W	3-2		2-0-0	4-2-0	Reilly Smith, GWG at 19:01 of 3rd period
7	10-19-13	at Tampa Bay	W	5-0		3-0-0	5-2-0	Tuukka Rask, 23 saves
8	10-23-13	at Buffalo	W	5-2		4-0-0	6-2-0	Milan Lucic, 2G/1A; Torey Krug, 2G
9	10-24-13	San Jose	W	2-1	3-2-0		7-2-0	David Krejci, GWG at 19:59 of the 3rd period; SJ outshot Bos 39-17 (+22)
10	10-26-13	New Jersey	L	3-4	3-3-0		7-3-0	Jarome Iginla, 1G/2A; Bos led 3-1, NJ scored last 3G inc 2G in 0:23 of 3rd period (18:52 & 19:15); NJ, 4 PPG
11	10-30-13	at Pittsburgh	L	2-3		4-1-0	7-4-0	--
12	10-31-13	Anaheim**	W	3-2	4-3-0		8-4-0	Shootout win (Bos 1/3; Ana 0/3; Jarome Iginla deciding goal); Boston, 1 SOG in 1st period
13	11-2-13	at NY Islanders	L	1-3		4-2-0	8-5-0	--
14	11-5-13	Dallas**	O	2-3	4-3-1		8-5-1	Shootout loss (Bos 1/4; Dal 2/4; Rich Peverley deciding goal); Dal's Vernon Fiddler, penalty shot goal at 17:26 of 3rd period tied game at 2-2
15	11-7-13	Florida	W	4-1	5-3-1		9-5-1	--
16	11-9-13	Toronto	W	3-1	6-3-1		10-5-1	Patrice Bergeron, 2G
17	11-11-13	Tampa Bay	W	3-0	7-3-1		11-5-1	Tuukka Rask, 28 saves; Boston, 2G in 0:20 of 2nd period (17:09 & 17:29)
18	11-14-13	Columbus*	W	3-2	8-3-1		12-5-1	Milan Lucic, GWG at 4:11 of OT
19	11-15-13	at Ottawa	L	2-4		4-3-0	12-6-1	Snapped 11-gm win streak in Ottawa, longest road win streak vs. 1 team in club history; Bos scored 1st 2G; Ott scored last 4
20	11-18-13	at Carolina	W	4-1		5-3-0	13-6-1	--
21	11-19-13	at NY Rangers	W	2-1		6-3-0	14-6-1	NYR's Chris Kreider, unsuccessful penalty shot at 6:16 of 1st period; NYR outshot Bos 44-22 (+22); Penalty kill streak stopped at 33
22	11-21-13	St. Louis**	O	2-3	8-3-2		14-6-2	Shootout loss (Bos 1/4; StL 2/4)
23	11-23-13	Carolina*	W	3-2	9-3-2		15-6-2	David Krejci, GWG at 1:28 of OT
24	11-25-13	Pittsburgh*	W	4-3	10-3-2		16-6-2	Pit's Sidney Crosby, GTG at 19:59 of 3rd period; Torey Krug, GWG at 0:34 of OT; Loui Eriksson, 1G/2A
25	11-27-13	at Detroit	L	1-6		6-4-0	16-7-2	Largest margin of defeat since 3/13/12 at TB
26	11-29-13	NY Rangers	W	3-2	11-3-2		17-7-2	Zdeno Chara, Gordie Howe hat trick including GWG; 10-gm home point streak longest since 14-gm stretch from 10/25/08-1/1/09
27	11-30-13	Columbus	W	3-1	12-3-2		18-7-2	Milan Lucic, 2G
28	12-5-13	at Montreal	L	1-2		6-5-0	18-8-2	--
29	12-7-13	Pittsburgh	W	3-2	13-3-2		19-8-2	Zdeno Chara, GWG at 19:47 of 3rd period; Shawn Thornton, match penalty
30	12-8-13	at Toronto	W	5-2		7-5-0	20-8-2	--
31	12-10-13	at Calgary	W	2-1		8-5-0	21-8-2	Jarome Iginla's 1st game back in Calgary since Mar. 2013 trade
32	12-12-13	at Edmonton	W	4-2		9-5-0	22-8-2	Jarome Iginla, 2G
33	12-14-13	at Vancouver	L	2-6		9-6-0	22-9-2	Reilly Smith, 2G
34	12-17-13	Calgary	W	2-0	14-3-2		23-9-2	Zdeno Chara, 2G; Tuukka Rask, 21 saves; Boston's 3rd straight home shutout vs. Calgary
35	12-19-13	at Buffalo	L	2-4		9-7-0	23-10-2	Brad Marchand, 2G
36	12-21-13	Buffalo	W	4-1	15-3-2		24-10-2	Reilly Smith, 2G
37	12-23-13	at Nashville	W	6-2		10-7-0	25-10-2	Reilly Smith & Carl Söderberg, 1G/2A each; Ryan Spooner, 3A; Jarome Iginla, 2G; Boston, 2G in 0:49 of 3rd period (5:01 & 5:50); Boston, 3 PPG
38	12-27-13	Ottawa	W	5-0	16-3-2		26-10-2	Tuukka Rask, 33 saves; Reilly Smith, 2G; 7th straight gm w/player scoring 2G which ties club record
39	12-28-13	at Ottawa	L	3-4		10-8-0	26-11-2	--
40	12-31-13	NY Islanders	L	3-5	16-4-2		26-12-2	NYI's John Tavares, 2G/2A Snapped 8-gm home win streak & 15-gm home point streak (13-0-2); NYI, 4 PPG
41	1-2-14	Nashville*	W	3-2	17-4-2		27-12-2	Brad Marchand, GWG at 0:54 of OT
42	1-4-14	Winnipeg	W	4-1	18-4-2		28-12-2	Torey Krug, 2G/1A
43	1-7-14	at Anaheim	L	2-5		10-9-0	28-13-2	Ana, 3 PPG
44	1-9-14	at Los Angeles	L	2-4		10-10-0	28-14-2	--
45	1-11-14	at San Jose	W	1-0		11-10-0	29-14-2	Tuukka Rask, 26 saves

2013-14 GAME-BY-GAME RESULTS

Gm	Date	Opponent	Score		Home	Road	Overall	Notes
46	1-14-14	Toronto	L	3-4	18-5-2		29-15-2	--
47	1-16-14	at Dallas	W	4-2		12-10-0	30-15-2	2G in 0:55 of 3rd period (Dallas 18:49; Boston 19:44)
48	1-19-14	at Chicago**	O	2-3		12-10-1	30-15-3	Brad Marchand, 2G; Shootout loss (Bos 1/3; Chi 2/3)
49	1-20-14	Los Angeles	W	3-2	19-5-2		31-15-3	Brad Marchand, 2G; 2G in 0:18 of third period (Los Angeles 8:25; Boston 8:53)
50	1-25-14	at Philadelphia	W	6-1		13-10-1	32-15-3	Jarome Iginla, 2G/2A; David Krejci, 3A; Zdeno Chara, 2G; 3G in 1:21 of 3rd period inc 2 Bos G in 0:55 (Phi 7:55; Bos 8:21 & 9:16)
51	1-27-14	at NY Islanders	W	6-3		14-10-1	33-15-3	Brad Marchand, 1G/3A; 1st time since ½-4/94 w/4 pt players in consecutive games
52	1-28-14	Florida	W	6-2	20-5-2		34-15-3	David Krejci, 1G/2A; Milan Lucic, 2G
53	1-30-14	Montreal	L	1-4	20-6-2		34-16-3	--
54	2-1-14	Edmonton	W	4-0	21-6-2		35-16-3	Chad Johnson, 22 saves
55	2-4-14	Vancouver	W	3-1	22-6-2		36-16-3	--
56	2-6-14	at St. Louis*	O	2-3		14-10-2	36-16-4	StL's TJ Oshie, GWG at 3:29 of OT
57	2-8-14	Ottawa	W	7-2	23-6-2		37-16-4	Patrice Bergeron, 2G/1A; Brad Marchand, 1G/2A
58	2-26-14	at Buffalo*	O	4-5		14-10-3	37-16-5	Buf, GTG at 19:07 of 3rd period; Buf's Matt D'Agostini, GWG at 0:22 of OT
59	3-1-14	Washington	L	2-4	23-7-2		37-17-5	2G in 0:41 of 2nd period (Wsh 10:13; Bos 10:54)
60	3-2-14	at NY Rangers	W	6-3		15-10-3	38-17-5	Gregory Campbell, 2G; Dougie Hamilton, 1G/2A; Swept NYR for 1st time since 1982-83
61	3-4-14	Florida	W	4-1	24-7-2		39-17-5	David Krejci, 3G
62	3-6-14	Washington	W	3-0	25-7-2		40-17-5	Tuukka Rask, 16 saves; No penalties in game for either team for first time since Mar. 28, 2001 in Toronto
63	3-8-14	at Tampa Bay**	W	4-3		16-10-3	41-17-5	3G in 2:33 of 2nd period (Bos 6:58 & 8:29, TB 9:31); Shootout win (Bos 1/7; TB 0/7, Reilly Smith deciding goal)
64	3-9-14	at Florida	W	5-2		17-10-3	42-17-5	Patrice Bergeron, 1G/2A; 3G in 0:52 of 3rd period (Bos 11:21 & 12:13; Fla 11:50)
65	3-12-14	at Montreal	W	4-1		18-10-3	43-17-5	--
66	3-13-14	Phoenix	W	2-1	26-7-2		44-17-5	--
67	3-15-14	Carolina	W	5-1	27-7-2		45-17-5	Milan Lucic, 1G/2A; David Krejci, 3A; Jarome Iginla, 2G; Boston, 2G in 0:13 of 3rd period (12:49 & 13:02)
68	3-17-14	Minnesota	W	4-1	28-7-2		46-17-5	Jarome Iginla, 2G while playing in his 1,300th NHL game; 1st ever win vs. Minnesota in Boston
69	3-18-14	at New Jersey	W	4-2		19-10-3	47-17-5	--
70	3-21-14	at Colorado	W	2-0		20-10-3	48-17-5	Chad Johnson, 31 saves
71	3-22-14	at Phoenix	W	4-2		21-10-3	49-17-5	Jarome Iginla, 2G; First goal allowed in 1st period since Mar. 4 at Florida (10-games without)
72	3-24-14	Montreal**	O	1-2	28-7-3		49-17-6	Shootout loss (Bos 0/4; Mtl 1/4); Snapped 12-game win streak, 3rd longest in team history
73	3-27-14	Chicago	W	3-0	29-7-3		50-17-6	Tuukka Rask, 28 saves; Patrice Bergeron, 2G; Boston, 2G in 0:13 of 3rd period (5:28 & 5:41)
74	3-29-14	at Washington	W	4-2		22-10-3	51-17-6	Carl Soderberg, 1G/2A; Jarome Iginla, 2G
75	3-30-14	at Philadelphia**	W	4-3		23-10-3	52-17-6	Shootout win (Bos 2/5; Phi 1/5; Reilly Smith deciding goal); Set club marks w/9th straight road win & 16-game road point streak; Philadelphia, 52 SOG most by opponent since 2007
76	4-2-14	at Detroit	L	2-3		23-11-3	52-18-6	Snapped 16-game overall, 9-game road win & 16-game road point streaks
77	4-3-14	at Toronto*	O	3-4		23-11-4	52-18-7	Tor's Nazem Kadri, GWG at 2:51 of OT
78	4-5-14	Philadelphia	W	5-2	30-7-3		53-17-7	Loui Eriksson, 4A; Milan Lucic, 2G/1A; 2G in 0:19 & 3G in 1:45 of 2nd period (Phi 14:35, Bos 14:55, Phi 16:21); Clinched top record in East ern Conference
79	4-8-14	at Minnesota**	O	3-4		23-11-5	53-18-8	Shootout loss (Bos 0/3; Min 1/3); 2G in 0:28 of 1st period (Bos 10:28, Min 10:56)
80	4-10-14	at Winnipeg**	O	1-2		23-11-6	53-18-9	Shootout loss (Bos 0/3; Wpg 1/2)
81	4-12-14	Buffalo	W	4-1	31-7-3		54-18-9	David Krejci, 2G; Clinched President's Trophy with NHL's top record
82	4-13-14	at New Jersey	L	2-3		23-12-6	54-19-9	--

2014 PLAYOFF GAME-BY-GAME RESULTS

Gm	Date	Opponent	Score		Home	Road	Overall	Notes
1.1	4-18-14	Detroit	L	0-1	0-1		0-1	Det's Jimmy Howard, 25 saves
1.2	4-20-14	Detroit	W	4-1	1-1		1-1	--
1.3	4-22-14	at Detroit	W	2-0		1-0	2-1	Tuukka Rask, 23 saves
1.4	4-24-14	at Detroit*	W	3-2		2-0	3-1	Jarome Iginla, GWG at 13:32 of OT; Detroit scored 1st 2G, Boston scored last 3G
1.5	4-26-14	Detroit	W	4-2	2-1		4-1	--
2.1	5-1-14	Montreal*	L	3-4	2-2		4-2	Mtl's P. K. Subban, GWG at 24:17 of OT; Bos, 51 SOG
2.2	5-3-14	Montreal	W	5-3	3-2		5-2	Boston, 4G in third period to erase 1-3 deficit
2.3	5-6-14	at Montreal	L	2-4		2-1	5-3	--
2.4	5-8-14	at Montreal*	W	1-0		3-1	6-3	Tuukka Rask, 33 svs; Matt Fraser, 1st NHL playoff goal at 1:19 of OT
2.5	5-10-14	Montreal	W	4-2	4-2		7-3	Carl Söderberg, 1G/2A; Snapped 0-for-39 PP stretch vs Montreal in playoffs dating back to 2009 CQF
2.6	5-12-14	at Montreal	L	0-4		3-2	7-4	Mtl's Carey Price, 26 svs
2.7	5-14-14	Montreal	L	1-3	4-3		7-5	--

Credit: Brian Babineau-NHLI via Getty Images

2013-14 SEASON NOTABLES

TEAM RECORDS:

	W	L	T
Home record	31	7	3
Road record	23	12	6
Overall record	54	19	9
Vs. Eastern Conference	36	15	3
Vs. Atlantic Division	18	9	3
Vs. Metropolitan Division	18	6	0
Vs. Western Conference	18	4	6
Vs. Pacific Division	11	3	0
Vs. Central Division	7	1	6
Scoring first goal of game	41	6	2
Allowing first goal of game	13	13	7
Leading after first period	23	5	1
Trailing after first period	6	8	3
Tied after first period	25	6	5
Leading after second period	41	2	2
Trailing after second period	7	13	3
Tied after second period	6	4	4
Outshooting opponents	28	13	5
Opponents outshoot	22	6	2
Shots tied	4	0	2
One-goal decisions	15	17	
Two-goal decisions	12	7	
Three-goal decisions	18	2	
Four-plus goal decisions	8	2	
5-Minute overtime	4	3	
Shootouts	3	6	
Leading a game 2-0	29	2	0
Leading a game by 2 goals	43	3	0
Leading a game 3-0	17	0	0
Leading a game by 3 goals	30	0	0
Trailing a game 0-2	1	7	1
Trailing a game by 2 goals	1	15	3
Trailing a game 0-3	0	4	0
Trailing a game by 3 goals	0	7	0
Vs. Original Six clubs	8	6	3
Matinees	14	3	1
Taking 30-or-more shots	35	14	6
Allowing 30-or-more shots	25	13	3
Scoring a power play goal	28	6	2
Scoring multiple power play goals	9	1	2
Allowing a power play goal	16	12	3
Allowing multiplepower play goals	1	5	0
Game one of back-to-back sets	13	3	1
Game two of back-to-back sets	13	3	1
Game one of 3-in-4-nights series	10	5	1
Game two of 3-in-4-nights series	15	0	1
Game three of 3-in-4-nights series	10	4	2

2013-14 SEASON FUN FACTS:

• The Bruins did not lose more than two straight games in 2013-14 which was the first time they had not lost more than consecutive games since 1977-78.
• It was the first season in which two games was their longest winless streak since 1939-40.

• The Bruins concluded their 29 season series winning 19, losing four and finishing even in six ... That included their first season sweep over the NY Rangers since 1982-83 and their first season sweep of the Flyers since 1989-90.
• The Bruins won their home game vs. Winnipeg and defeated the Oilers twice in Boston ... That extended their home win streaks vs. both franchises to 12 straight games.

• The Bruins won 12 straight games from Mar. 2-22, which was the third-longest such streak in club history ... They oustcored their opponents by a 47-17 margin in those games.
• They had a 16-game point streak from Mar. 2-30, which was their longest since a 17-game stretch from Jan. 5-Feb. 13, 1983.
• The Bruins had a 15-game home point streak from Oct. 31-Dec. 27, which was their longest such streak since Nov. 13, 1982-Feb. 28, 1983 ... That included an eight-game home win streak from Nov. 23-Dec. 27, which their longest since they won 14 straight from Oct. 25, 2008-Jan. 1, 2009.
• The Bruins set club records with a nine-game road win streak from Mar. 2-30 and a 16-game road point streak from Jan. 11-Mar. 30.

• The Bruins faced two goaltenders in a game on eight occasions and were 7-0-1 in those games.

• The Bruins ranked eighth in the NHL on the penalty kill at 83.6%.
• They had a stretch of 33 consecutive penalty kills from Oct. 30-Nov. 19, which was their longest such stretch since they killed 55 straight times short from Dec. 17, 1975-Jan. 22, 1976.

• The Bruins ranked third in the NHL on the power play at 21.7%.
• They were awarded a league-low 230 opportunities overall and were awarded two opportunities or fewer in 33 games, including not having an opportunity in three contests.
• There were no opportunities for either team in their Mar. 6 game vs. Washington, which was the first penalty-free game for both Boston and their opponent since Mar. 26, 2001 in Toronto.

• The Bruins were awarded one penalty shot, with Chris Kelly scoring vs. Tampa Bay's Anders Lindback on Oct. 3 ... It was the first time in NHL history that a team's first goal of the season was scored on a penalty shot and was also the first time a Bruin had been awarded a penalty shot in a season opener.
• Tuukka Rask and the Bruins faced two penalty shots this season with Dallas' Vern Fiddler scoring on Nov. 5 and the Rangers' Chris Kreider unsuccessful on Nov. 19.

• David Krejci scored with .8 seconds remaining in regulation for a 2-1 win vs. San Jose on Oct. 24 ... It was the first time since Oct. 14, 2002 that a Bruin had won a game in the last second of the third period (Sergei Samsonov for a 2-1 win in Colorado).

• Eight Bruins - Craig Cunningham, Justin Florek, Alexander Khokhlachev, Matt Lindblad, Kevan Miller, Niklas Svedberg, Zach Trotman and David Warsofsky - played their first NHL games in 2013-14, which was the most Boston players to debut since 2005-06 when they had ten.

• The Bruins tied their club record when a Bruin scored two goals (Reilly Smith, three times; Jarome Iginla, twice; Zdeno Chara and Brad Marchand, once each) in seven straight games from Dec. 12-27 ... The first such streak in team history occurred in Dec., 1929.

• David Krejci scored Boston's lone hat trick with three goals vs. Florida on Mar. 4.
• Zdeno Chara scored a "Gordie Howe hat trick" (goal, assist and fight), the fifth of his career, on Nov. 29 vs. NY Rangers.

BRUINS vs. DUCKS

At Boston

Oct. 31: Ana 2 at Bos 3 (SO: Iginla)

Bruins	GP	G	A	PTS	PIM	PP	SH
Carl Söderberg	2	1	1	2	-	-	-
Zdeno Chara	2	1	-	1	-	1	-
Dougie Hamilton	2	1	-	1	2	-	-
Daniel Paille	2	1	-	1	-	-	-
Justin Florek	1	-	1	1	-	-	-
Chris Kelly	1	-	1	1	-	-	-
Gregory Campbell	2	-	1	1	-	-	-
Jarome Iginla	2	-	1	1	-	-	-
David Krejci	2	-	1	1	-	-	-
Torey Krug	2	-	1	1	-	-	-
Ryan Spooner	2	-	1	1	2	-	-
Matt Bartkowski	1	-	-	-	-	-	-
Matt Fraser	1	-	-	-	-	-	-
Milan Lucic	1	-	-	-	-	-	-
Kevan Miller	1	-	-	-	-	-	-
Dennis Seidenberg	1	-	-	-	-	-	-
Shawn Thornton	1	-	-	-	-	-	-
Patrice Bergeron	2	-	-	-	2	-	-
Johnny Boychuk	2	-	-	-	2	-	-
Brad Marchand	2	-	-	-	6	-	-
Adam McQuaid	2	-	-	-	5	-	-
Reilly Smith	2	-	-	-	-	-	-

Bruins	GP	MINS	W-L-O	GA	GAA	SV%
Tuukka Rask	2	125	1-1-0	7	3.36	.837

By Period	1	2	3	OT	Total
Goals	0	2	2	0	4
Shots	17	14	20	4	55

Power Play: 20.0% (1/5)
Penalty Kill: 57.1% (4/7)

At Anaheim

Jan. 7: Bos 2 at Ana 5 (GW: Cogliano)

Ducks	GP	G	A	PTS	PIM	PP	SH
Mathieu Perreault	2	3	1	4	-	1	-
Nick Bonino	2	1	1	2	-	1	-
Davante Smith-Pelly	1	1	1	2	-	-	-
Corey Perry	2	1	1	2	2	1	-
Teemu Selanne	1	-	2	2	-	-	-
Andrew Cogliano	2	1	-	1	-	-	1
Matt Beleskey	1	-	1	1	2	-	-
Dustin Penner	1	-	1	1	-	-	-
Cam Fowler	2	-	1	1	-	-	-
Ryan Getzlaf	2	-	1	1	-	-	-
Patrick Maroon	2	-	1	1	7	-	-
Sami Vatanen	2	-	1	1	-	-	-
Daniel Winnik	2	-	1	1	-	-	-
Bryan Allen	1	-	-	-	-	-	-
Emerson Etem	1	-	-	-	-	-	-
Mark Fistric	1	-	-	-	-	-	-
Peter Holland	1	-	-	-	-	-	-
Saku Koivu	1	-	-	-	2	-	-
Jakob Silfverberg	1	-	-	-	-	-	-
Francois Beauchemin	2	-	-	-	-	-	-
Hampus Lindholm	2	-	-	-	2	-	-
Ben Lovejoy	2	-	-	-	-	-	-
Kyle Palmieri	2	-	-	-	-	-	-

Ducks	GP	MINS	W-L-O	GA	GAA	SV%
Jonas Hiller	2	125	1-0-1	4	1.92	.927

By Period	1	2	3	OT	Total
Goals	1	4	2	0	7
Shots	8	19	16	0	43

Power Play: 42.9% (3/7)
Penalty Kill: 80.0% (4/5)

BRUINS vs. SABRES

At Boston

Dec. 21:	Buf	1	at	Bos	4	(GW: Krejci)
Apr. 12:	Buf	1	at	Bos	4	(GW: Krejci)

At Buffalo

Oct. 23:	Bos	5	at	Buf	2	(GW: Hamilton)
Dec. 19:	Bos	2	at	Buf	4	(GW: Stafford)
Feb. 26:	Bos	4	at	Buf	5	(OT: D'Agostini)

Bruins	GP	G	A	PTS	PIM	PP	SH
Milan Lucic	5	4	3	7	8	1	-
David Krejci	5	3	3	6	2	1	-
Torey Krug	5	2	4	6	2	1	-
Brad Marchand	5	3	2	5	2	-	1
Reilly Smith	5	2	2	4	-	1	-
Jarome Iginla	5	-	4	4	-	-	-
Carl Söderberg	5	-	4	4	4	-	-
Patrice Bergeron	5	1	2	3	11	-	-
Zdeno Chara	5	1	2	3	14	1	-
Johnny Boychuk	5	-	2	2	4	-	-
Chris Kelly	2	1	-	1	2	-	-
Dougie Hamilton	3	1	-	1	-	-	-
Gregory Campbell	5	1	-	1	6	-	-
Ryan Spooner	2	-	1	1	2	-	-
Jordan Caron	3	-	1	1	2	-	-
Shawn Thornton	3	-	1	1	2	-	-
Matt Bartkowski	4	-	1	1	-	-	-
Adam McQuaid	1	-	-	-	-	-	-
Matt Fraser	2	-	-	-	5	-	-
Nick Johnson	2	-	-	-	-	-	-
Kevan Miller	2	-	-	-	2	-	-
David Warsofsky	2	-	-	-	-	-	-
Loui Eriksson	3	-	-	-	-	-	-
Daniel Paille	3	-	-	-	-	-	-
Dennis Seidenberg	3	-	-	-	-	-	-

Sabres	GP	G	A	PTS	PIM	PP	SH
Marcus Foligno	5	1	4	5	7	-	-
Brian Flynn	5	2	2	4	-	-	1
Cody Hodgson	4	2	1	3	-	1	-
Zemgus Girgensons	5	2	1	3	2	-	-
Ville Leino	3	-	3	3	-	-	-
Jamie McBain	4	-	3	3	-	-	-
Tyler Myers	4	2	-	2	5	1	-
Matt Moulson	3	1	1	2	4	-	-
Matt D'Agostini	4	1	1	2	-	-	-
Steve Ott	4	-	2	2	2	-	-
Christian Ehrhoff	5	-	2	2	-	-	-
Nikita Zadorov	1	1	-	1	-	-	-
Drew Stafford	5	1	-	1	-	-	-
Thomas Vanek	1	-	1	1	-	-	-
Alexander Sulzer	3	-	1	1	-	-	-
Henrik Tallinder	5	-	1	1	2	-	-
Mike Weber	5	-	1	1	6	-	-
Cory Conacher	1	-	-	-	2	-	-
Mikhail Grigorenko	1	-	-	-	-	-	-
Johan Larsson	1	-	-	-	2	-	-
Jake McCabe	1	-	-	-	15	-	-
Cody McCormick	1	-	-	-	-	-	-
Torrey Mitchell	1	-	-	-	-	-	-
Linus Omark	1	-	-	-	2	-	-
Mark Pysyk	1	-	-	-	-	-	-
Rasmus Ristolainen	1	-	-	-	-	-	-
Chris Stewart	1	-	-	-	-	-	-
Kevin Porter	3	-	-	-	2	-	-
John Scott	3	-	-	-	41	-	-
Matt Ellis	4	-	-	-	-	-	-
Tyler Ennis	4	-	-	-	2	-	-

Bruins	GP	MINS	W-L-O	GA	GAA	SV%
Tuukka Rask	2	120	2-0-0	2	1.00	.967
Chad Johnson	3	178	1-1-1	11	3.71	.831

Sabres	GP	MINS	W-L-O	GA	GAA	SV%
Ryan Miller	2	120	1-1-0	7	3.50	.900
Jhonas Enroth	2	118	1-1-0	7	3.56	.901
Matt Hackett	1	48	0-1-0	3	3.72	.870
Connor Knapp	1	12	0-0-0	1	5.18	.857

By Period	1	2	3	OT	Total
Goals	5	8	6	0	19
Shots	44	71	56	1	172

Power Play: 31.2% (5/16)
Penalty Kill: 90.0% (18/20)

By Period	1	2	3	OT	Total
Goals	3	6	3	1	13
Shots	34	51	39	1	125

Power Play: 10.0% (2/20)
Penalty Kill: 68.8% (11/16)

BRUINS vs. FLAMES

At Boston

Dec. 17: Cgy 0 at Bos 2 (GW: Chara)

Bruins	GP	G	A	PTS	PIM	PP	SH
Zdeno Chara	2	2	1	3	-	2	-
David Krejci	2	1	2	3	-	1	-
Jarome Iginla	2	-	2	2	-	-	-
Reilly Smith	2	1	-	1	-	-	-
Torey Krug	2	-	1	1	-	-	-
Carl Söderberg	2	-	1	1	-	-	-
Ryan Spooner	2	-	1	1	-	-	-
Craig Cunningham	1	-	-	-	-	-	-
Matt Fraser	1	-	-	-	-	-	-
Matt Bartkowski	2	-	-	-	2	-	-
Patrice Bergeron	2	-	-	-	2	-	-
Johnny Boychuk	2	-	-	-	-	-	-
Gregory Campbell	2	-	-	-	-	-	-
Jordan Caron	2	-	-	-	2	-	-
Nick Johnson	2	-	-	-	-	-	-
Milan Lucic	2	-	-	-	-	-	-
Brad Marchand	2	-	-	-	2	-	-
Kevan Miller	2	-	-	-	-	-	-
Dennis Seidenberg	2	-	-	-	-	-	-

Bruins	GP	MINS	W-L-O	GA	GAA	SV%
Tuukka Rask	2	120	2-0-0	1	0.50	.979

By Period	1	2	3	OT	Total
Goals	0	1	3	-	4
Shots	15	19	21	-	55

Power Play: 50.0% (3/6)
Penalty Kill: 100.0% (5/5)

At Calgary

Dec. 10: Bos 2 at Cgy 1 (GW: Smith)

Flames	GP	G	A	PTS	PIM	PP	SH
Jiri Hudler	2	1	-	1	-	-	-
Sven Baertschi	1	-	1	1	-	-	-
Mark Giordano	2	-	1	1	-	-	-
Mike Cammalleri	1	-	-	-	-	-	-
Curtis Glencross	1	-	-	-	-	-	-
Sean Monahan	1	-	-	-	-	-	-
Mikael Backlund	2	-	-	-	-	-	-
Lance Bouma	2	-	-	-	6	-	-
T. J. Brodie	2	-	-	-	-	-	-
Chris Butler	2	-	-	-	-	-	-
Paul Byron	2	-	-	-	-	-	-
Joe Colborne	2	-	-	-	2	-	-
Blair Jones	2	-	-	-	2	-	-
David Jones	2	-	-	-	-	-	-
Brian McGrattan	2	-	-	-	-	-	-
Shane O'Brien	2	-	-	-	2	-	-
Kris Russell	2	-	-	-	-	-	-
Ladislav Smid	2	-	-	-	-	-	-
Matt Stajan	2	-	-	-	-	-	-
Lee Stempniak	2	-	-	-	-	-	-

Flames	GP	MINS	W-L-O	GA	GAA	SV%
Reto Berra	2	116	0-2-0	4	2.07	.927

By Period	1	2	3	OT	Total
Goals	0	1	0	-	1
Shots	20	15	13	-	48

Power Play: 0.0% (0/5)
Penalty Kill: 50.0% (3/6)

BRUINS vs. HURRICANES

At Boston

Nov. 23:	Car	2	at	Bos	3	(OT: Krejci)
Mar. 15:	Car	1	at	Bos	5	(GW: Iginla)

At Carolina

Nov. 18:	Bos	4	at	Car	1	(GW: Söderberg)

Bruins	GP	G	A	PTS	PIM	PP	SH
Milan Lucic	3	2	3	5	-	-	-
Jarome Iginla	3	2	2	4	-	-	-
David Krejci	3	1	3	4	-	-	-
Carl Söderberg	3	1	3	4	2	-	-
Reilly Smith	3	2	1	3	2	1	-
Johnny Boychuk	3	1	1	2	2	-	-
Torey Krug	3	1	1	2	-	-	-
Zdeno Chara	3	1	-	1	-	1	-
Chris Kelly	3	1	-	1	-	-	-
Dennis Seidenberg	1	-	1	1	2	-	-
Kevan Miller	2	-	1	1	-	-	-
Matt Bartkowski	3	-	1	1	-	-	-
Gregory Campbell	3	-	1	1	2	-	-
Loui Eriksson	3	-	1	1	-	-	-
Dougie Hamilton	3	-	1	1	2	-	-
Jordan Caron	1	-	-	-	2	-	-
Matt Lindblad	1	-	-	-	-	-	-
Shawn Thornton	1	-	-	-	-	-	-
Patrice Bergeron	3	-	-	-	6	-	-
Brad Marchand	3	-	-	-	-	-	-
Daniel Paille	3	-	-	-	-	-	-

Hurricanes	GP	G	A	PTS	PIM	PP	SH
Eric Staal	3	-	2	2	2	-	-
Alexander Semin	1	1	-	1	-	-	-
Tuomo Ruutu	2	1	-	1	-	-	-
Patrick Dwyer	3	1	-	1	-	-	1
Andrej Sekera	3	1	-	1	2	1	-
Drayson Bowman	2	-	1	1	-	-	-
Jeff Skinner	2	-	1	1	-	-	-
Jordan Staal	3	-	1	1	-	-	-
Jay Harrison	1	-	-	-	-	-	-
Mike Komisarek	1	-	-	-	-	-	-
Andrei Lokktionov	1	-	-	-	-	-	-
Chris Terry	1	-	-	-	-	-	-
Kevin Westgarth	1	-	-	-	-	-	-
Tim Gleason	2	-	-	-	-	-	-
Elias Lindholm	2	-	-	-	4	-	-
Riley Nash	2	-	-	-	-	-	-
Brett Mellemore	3	-	-	-	-	-	-
Radek Dvorak	3	-	-	-	-	-	-
Justin Faulk	3	-	-	-	-	-	-
Nathan Gerbe	3	-	-	-	-	-	-
Ron Hainsey	3	-	-	-	2	-	-
Manny Malhotra	3	-	-	-	4	-	-
Ryan Murphy	3	-	-	-	-	-	-
Jiri Tlusty	3	-	-	-	4	-	-

Bruins	GP	MINS	W-L-O	GA	GAA	SV%
Tuukka Rask	1	60	1-0-0	1	1.00	.958
Chad Johnson	2	121	2-0-0	3	1.49	.944

Hurricanes	GP	MINS	W-L-O	GA	GAA	SV%
Cam Ward	3	181	0-2-1	11	3.65	.898

By Period	1	2	3	OT	Total
Goals	4	2	5	1	12
Shots	35	37	36	1	109

Power Play:	22.2%	(2/9)
Penalty Kill:	88.9%	(8/9)

By Period	1	2	3	OT	Total
Goals	2	0	2	0	4
Shots	23	23	32	0	78

Power Play:	11.1%	(1/9)
Penalty Kill:	77.8%	(7/9)

BRUINS vs. BLACKHAWKS

At Boston

Mar. 27: Chi 0 at Bos 3 (GW: Bergeron)

Bruins	GP	G	A	PTS	PIM	PP	SH
Patrice Bergeron	2	2	1	3	-	-	-
Brad Marchand	2	2	1	3	-	-	-
Johnny Boychuk	2	-	2	2	-	-	-
Carl Söderberg	2	1	-	1	-	-	-
Chris Kelly	1	-	1	1	2	-	-
Adam McQuaid	1	-	1	1	-	-	-
Matt Bartkowski	2	-	1	1	6	-	-
Daniel Paille	2	-	1	1	-	-	-
Reilly Smith	2	-	1	1	-	-	-
Dougie Hamilton	1	-	-	-	-	-	-
Ryan Spooner	1	-	-	-	-	-	-
Gregory Campbell	2	-	-	-	-	-	-
Zdeno Chara	2	-	-	-	-	-	-
Loui Eriksson	2	-	-	-	-	-	-
Jarome Iginla	2	-	-	-	-	-	-
David Krejci	2	-	-	-	-	-	-
Torey Krug	2	-	-	-	-	-	-
Milan Lucic	2	-	-	-	-	-	-
Kevan Miller	2	-	-	-	-	-	-
Shawn Thornton	2	-	-	-	-	-	-

Bruins	GP	MINS	W-L-O	GA	GAA	SV%
Tuukka Rask	2	125	1-0-1	2	0.96	.969

By Period	1	2	3	OT	Total
Goals	2	1	2	0	5
Shots	22	15	21	1	59

Power Play: 0.0% (0/4)
Penalty Kill: 100.0% (4/4)

At Chicago

Jan. 19: Bos 2 at Chi 3 (SO: Kane)

Blackhawks	GP	G	A	PTS	PIM	PP	SH
Brandon Bollig	2	1	-	1	-	-	-
Marian Hossa	2	1	-	1	-	-	-
Niklas Hjalmarsson	2	-	1	1	2	-	-
Duncan Keith	2	-	1	1	-	-	-
Marcus Kruger	2	-	1	1	-	-	-
Patrick Sharp	2	-	1	1	-	-	-
Bryan Bickell	1	-	-	-	-	-	-
Patrick Kane	1	-	-	-	-	-	-
Jeremy Morin	1	-	-	-	-	-	-
Teuvo Teravainen	1	-	-	-	-	-	-
Sheldon Brookbank	2	-	-	-	-	-	-
Michal Handzus	2	-	-	-	-	-	-
Nick Leddy	2	-	-	-	-	-	-
Johny Oduya	2	-	-	-	2	-	-
Brandon Saad	2	-	-	-	2	-	-
Brent Seabrook	2	-	-	-	2	-	-
Andrew Shaw	2	-	-	-	-	-	-
Ben Smith	2	-	-	-	-	-	-
Jonathan Toews	2	-	-	-	10	-	-
Kris Versteeg	2	-	-	-	-	-	-

Blackhawks	GP	MINS	W-L-O	GA	GAA	SV%
Corey Crawford	2	125	1-1-0	5	2.40	.915

By Period	1	2	3	OT	Total
Goals	1	1	0	0	2
Shots	23	21	18	3	65

Power Play: 0.0% (0/4)
Penalty Kill: 100.0% (4/4)

BRUINS vs. AVALANCHE

At Boston

Oct. 10: Col 2 at Bos 0 (GW: O'Reilly)

Bruins	GP	G	A	PTS	PIM	PP	SH
Dougie Hamilton	2	-	2	2	-	-	-
Carl Söderberg	1	1	-	1	-	1	-
Patrice Bergeron	2	1	-	1	2	-	-
Zdeno Chara	2	-	1	1	4	-	-
Loui Eriksson	2	-	1	1	2	-	-
Matt Bartkowski	1	-	-	-	-	-	-
Johnny Boychuk	1	-	-	-	2	-	-
Jordan Caron	1	-	-	-	2	-	-
Adam McQuaid	1	-	-	-	-	-	-
Andrej Meszaros	1	-	-	-	-	-	-
Kevan Miller	1	-	-	-	2	-	-
Dennis Seidenberg	1	-	-	-	-	-	-
Gregory Campbell	2	-	-	-	5	-	-
Jarome Iginla	2	-	-	-	2	-	-
Chris Kelly	2	-	-	-	-	-	-
David Krejci	2	-	-	-	2	-	-
Torey Krug	2	-	-	-	-	-	-
Milan Lucic	2	-	-	-	12	-	-
Brad Marchand	2	-	-	-	-	-	-
Daniel Paille	2	-	-	-	-	-	-
Reilly Smith	2	-	-	-	-	-	-
Shawn Thornton	2	-	-	-	7	-	-

Bruins	GP	MINS	W-L-O	GA	GAA	SV%
Chad Johnson	1	60	1-0-0	0	0.00	1.000
Tuukka Rask	1	59	0-1-0	1	1.02	.966

By Period	1	2	3	OT	Total
Goals	1	1	0	-	2
Shots	16	27	24	-	67

Power Play: 25.0% (1/4)
Penalty Kill: 85.7% (6/7)

At Colorado

Mar. 21: Bos 2 at Col 0 (GW: Bergeron)

Avalanche	GP	G	A	PTS	PIM	PP	SH
Matt Duchene	2	1	1	2	-	-	-
Ryan O'Reilly	2	1	-	1	-	1	-
Steve Downie	1	-	1	1	2	-	-
Andre Benoit	2	-	1	1	-	-	-
Marc-Andre Cliche	1	-	-	-	-	-	-
Nick Holden	1	-	-	-	-	-	-
Brad Malone	1	-	-	-	-	-	-
John Mitchell	1	-	-	-	-	-	-
P. A. Parenteau	1	-	-	-	4	-	-
Maxime Talbot	1	-	-	-	-	-	-
Alex Tanguay	1	-	-	-	-	-	-
Tyson Barrie	2	-	-	-	2	-	-
Patrick Bordeleau	2	-	-	-	5	-	-
Nate Guenin	2	-	-	-	-	-	-
Jan Hejda	2	-	-	-	-	-	-
Erik Johnson	2	-	-	-	-	-	-
Gabriel Landeskog	2	-	-	-	6	-	-
Nathan McKinnon	2	-	-	-	-	-	-
Jamie McGinn	2	-	-	-	2	-	-
Cody McLeod	2	-	-	-	5	-	-
Cory Sarich	2	-	-	-	-	-	-
Paul Stastny	2	-	-	-	-	-	-

Avalanche	GP	MINS	W-L-O	GA	GAA	SV%
Jean-Sebastien Giguere	1	60	1-0-0	0	0.00	1.000
Semyon Varlamov	1	55	0-1-0	2	2.18	.929

By Period	1	2	3	OT	Total
Goals	1	0	1	-	2
Shots	28	16	17	-	61

Power Play: 14.3% (1/7)
Penalty Kill: 75.0% (3/4)

BRUINS vs. BLUE JACKETS

At Boston

Nov. 14:	Cmb	2	at	Bos	3	(OT: Lucic)
Nov. 30:	Cmb	1	at	Bos	3	(GW: Lucic)

At Columbus

Oct. 12:	Bos	3	at	Cmb	1	(GW: Eriksson)

Bruins	GP	G	A	PTS	PIM	PP	SH
Milan Lucic	3	4	-	4	7	1	-
Patrice Bergeron	3	1	2	3	2	-	-
David Krejci	3	-	3	3	-	-	-
Loui Eriksson	3	2	-	2	-	-	-
Zdeno Chara	3	-	2	2	-	-	-
Jarome Iginla	3	-	2	2	2	-	-
Torey Krug	3	-	2	2	-	-	-
Chris Kelly	3	1	-	1	4	-	-
Shawn Thornton	3	1	-	1	5	-	-
Dougie Hamilton	2	-	1	1	2	-	-
Johnny Boychuk	3	-	1	1	2	-	-
Gregory Campbell	3	-	1	1	-	-	-
Brad Marchand	3	-	1	1	4	-	-
Reilly Smith	3	-	1	1	-	-	-
Jordan Caron	1	-	-	-	-	-	-
Matt Bartkowski	2	-	-	-	2	-	-
Adam McQuaid	2	-	-	-	-	-	-
Carl Söderberg	2	-	-	-	-	-	-
Daniel Paille	3	-	-	-	-	-	-
Dennis Seidenberg	3	-	-	-	2	-	-

Blue Jackets	GP	G	A	PTS	PIM	PP	SH
Blake Comeau	3	1	-	1	-	-	-
Nick Foligno	3	1	-	1	12	-	-
Ryan Johansen	3	1	-	1	4	1	-
Jack Johnson	3	1	-	1	-	1	-
Marian Gaborik	2	-	1	1	-	-	-
Derek MacKenzie	2	-	1	1	-	-	-
Nikita Nikitin	2	-	1	1	-	-	-
Mark Letestu	3	-	1	1	2	-	-
Fedor Tyutin	3	-	1	1	2	-	-
R. J. Umberger	3	-	1	1	-	-	-
James Wisniewski	3	-	1	1	2	-	-
Matt Calvert	1	-	-	-	2	-	-
Jack Skille	1	-	-	-	-	-	-
Corey Tropp	1	-	-	-	-	-	-
Jared Boll	2	-	-	-	5	-	-
Michael Chaput	2	-	-	-	-	-	-
Brandon Dubinsky	2	-	-	-	2	-	-
Boone Jenner	2	-	-	-	6	-	-
Dalton Prout	2	-	-	-	5	-	-
David Savard	2	-	-	-	-	-	-
Artem Anisimov	3	-	-	-	-	-	-
Cam Atkinson	3	-	-	-	-	-	-
Ryan Murray	3	-	-	-	-	-	-

Bruins	GP	MINS	W-L-O	GA	GAA	SV%
Tuukka Rask	1	60	1-0-0	1	1.00	.963
Chad Johnson	2	124	2-0-0	3	1.45	.938

Blue Jackets	GP	MINS	W-L-O	GA	GAA	SV%
Sergei Bobrovsky	2	123	0-1-1	5	2.44	.924
Curtis McElhinney	1	59	0-1-0	3	3.05	.917

By Period	1	2	3	OT	Total
Goals	3	2	3	1	9
Shots	27	44	31	1	103

Power Play: 9.1% (1/11)
Penalty Kill: 80.0% (8/10)

By Period	1	2	3	OT	Total
Goals	2	1	1	0	4
Shots	14	32	27	2	75

Power Play: 20.0% (2/10)
Penalty Kill: 90.9% (10/11)

BRUINS vs. STARS

At Boston

Nov. 5: Dal 3 at Bos 2 (SO: Peverley)

Bruins	GP	G	A	PTS	PIM	PP	SH
Milan Lucic	2	2	1	3	-	1	-
David Krejci	2	1	2	3	2	-	-
Patrice Bergeron	2	1	1	2	-	-	-
Torey Krug	2	1	1	2	4	-	-
Reilly Smith	2	-	2	2	4	-	-
Brad Marchand	2	1	-	1	-	-	-
Dougie Hamilton	1	-	1	1	-	-	-
Gregory Campbell	2	-	1	1	-	-	-
Carl Söderberg	2	-	1	1	-	-	-
Matt Bartkowski	1	-	-	-	-	-	-
Chris Kelly	1	-	-	-	-	-	-
Kevan Miller	1	-	-	-	-	-	-
Dennis Seidenberg	1	-	-	-	-	-	-
Ryan Spooner	1	-	-	-	-	-	-
Johnny Boychuk	2	-	-	-	4	-	-
Zdeno Chara	2	-	-	-	2	-	-
Loui Eriksson	2	-	-	-	-	-	-
Jarome Iginla	2	-	-	-	-	-	-
Adam McQuaid	2	-	-	-	8	-	-
Daniel Paille	2	-	-	-	-	-	-
Shawn Thornton	2	-	-	-	-	-	-

Bruins	GP	MINS	W-L-O	GA	GAA	SV%
Tuukka Rask	1	65	0-0-1	2	1.85	.944
Chad Johnson	1	60	1-0-0	2	2.00	.941

By Period	1	2	3	OT	Total
Goals	1	1	4	0	6
Shots	24	22	28	3	77

Power Play: 12.5% (1/8)
Penalty Kill: 88.9% (8/9)

At Dallas

Jan. 16: Bos 4 at Dal 2 (GW: Lucic)

Stars	GP	G	A	PTS	PIM	PP	SH
Jamie Benn	2	2	-	2	2	-	-
Tyler Seguin	2	-	2	2	-	-	-
Erik Cole	2	1	-	1	-	1	-
Vernon Fiddler	2	1	-	1	6	-	-
Kevin Connauton	1	-	1	1	2	-	-
Jordie Benn	2	-	1	1	-	-	-
Alex Goligoski	2	-	1	1	2	-	-
Valeri Nichushkin	2	-	1	1	-	-	-
Stephane Robidas	1	-	-	-	-	-	-
Alex Chiasson	2	-	-	-	-	-	-
Trevor Daley	2	-	-	-	-	-	-
Brenden Dillon	2	-	-	-	2	-	-
Cody Eakin	2	-	-	-	-	-	-
Ryan Garbutt	2	-	-	-	-	-	-
Sergei Gonchar	2	-	-	-	-	-	-
Shawn Horcoff	2	-	-	-	4	-	-
Rich Peverley	2	-	-	-	-	-	-
Antoine Roussel	2	-	-	-	-	-	-
Ray Whitney	2	-	-	-	6	-	-

Stars	GP	MINS	W-L-O	GA	GAA	SV%
Kari Lehtonen	2	124	1-1-0	5	2.42	.934

By Period	1	2	3	OT	Total
Goals	1	0	3	0	4
Shots	21	25	20	4	70

Power Play: 11.1% (1/9)
Penalty Kill: 87.5% (7/8)

BRUINS vs. RED WINGS

At Boston

Oct. 5:	Det	1	at	Bos	4	(GW: Marchand)
Oct. 14:	Det	3	at	Bos	2	(GW: Cleary)

At Detroit

Nov. 27:	Bos	1	at	Det	6	(GW: Tatar)
Apr. 2:	Bos	2	at	Det	3	(GW: Nyquist)

Bruins	GP	G	A	PTS	PIM	PP	SH
Reilly Smith	4	-	4	4	-	-	-
Johnny Boychuk	4	1	2	3	2	-	-
Milan Lucic	4	1	2	3	-	-	-
Torey Krug	4	1	1	2	-	1	-
Brad Marchand	4	1	1	2	2	-	-
David Krejci	4	-	2	2	6	-	-
Carl Söderberg	2	1	-	1	2	1	-
Jarome Iginla	3	1	-	1	-	-	-
Jordan Caron	4	1	-	1	2	-	-
Zdeno Chara	4	1	-	1	-	1	-
Loui Eriksson	4	1	-	1	-	-	-
Matt Bartkowski	2	-	1	1	-	-	-
Dennis Seidenberg	2	-	1	1	-	-	-
Adam McQuaid	3	-	1	1	4	-	-
Patrice Bergeron	4	-	1	1	2	-	-
Chris Kelly	4	-	1	1	-	-	-
Andrej Meszaros	1	-	-	-	-	-	-
Kevan Miller	1	-	-	-	-	-	-
Dougie Hamilton	3	-	-	-	-	-	-
Shawn Thornton	3	-	-	-	-	-	-
Gregory Campbell	4	-	-	-	-	-	-
Daniel Paille	4	-	-	-	-	-	-

Red Wings	GP	G	A	PTS	PIM	PP	SH
Henrik Zetterberg	3	3	1	4	2	-	-
Tomas Tatar	3	2	2	4	-	-	-
Johan Franzen	4	-	4	4	4	-	-
Gustav Nyquist	2	2	1	3	2	-	-
Niklas Kronwall	4	1	2	3	4	1	-
Joakim Andersson	4	-	3	3	-	-	-
Justin Abdelkader	4	1	1	2	-	-	-
Pavel Datsyuk	2	-	2	2	-	-	-
Brian Lashoff	3	-	2	2	4	-	-
Tomas Jurco	1	1	-	1	2	-	-
Daniel Cleary	3	1	-	1	4	-	-
Stephen Weiss	3	1	-	1	-	-	-
Drew Miller	4	1	-	1	-	-	-
David Legwand	1	-	1	1	-	-	-
Daniel Alfredsson	3	-	1	1	2	-	-
Danny DeKeyser	3	-	1	1	4	-	-
Jonathan Ericsson	3	-	1	1	-	-	-
Jakub Kindl	4	-	1	1	2	-	-
Cory Emmerton	1	-	-	-	-	-	-
Mikael Samuelsson	1	-	-	-	-	-	-
Riley Sheahan	1	-	-	-	-	-	-
Jordan Tootoo	1	-	-	-	-	-	-
Luke Glendening	2	-	-	-	-	-	-
Darren Helm	2	-	-	-	-	-	-
Todd Bertuzzi	3	-	-	-	2	-	-
Brendan Smith	3	-	-	-	2	-	-
Kyle Quincey	4	-	-	-	-	-	-

Bruins	GP	MINS	W-L-O	GA	GAA	SV%
Tuukka Rask	4	237	1-3-0	13	3.29	.871

By Period	1	2	3	OT	Total
Goals	3	2	4	-	9
Shots	41	41	37	-	119

Power Play: 18.8% (3/16)
Penalty Kill: 87.5% (7/8)

Red Wings	GP	MINS	W-L-O	GA	GAA	SV%
Jonas Gustavsson	2	120	2-0-0	3	1.50	.936
Jimmy Howard	2	120	1-1-0	6	3.0	.917

By Period	1	2	3	OT	Total
Goals	3	6	4	-	13
Shots	29	40	32	-	101

Power Play: 12.5% (1/8)
Penalty Kill: 81.2% (13/16)

BRUINS vs. OILERS

At Boston

Feb. 1: Edm 0 at Bos 4 (GW: Krejci)

Bruins	GP	G	A	PTS	PIM	PP	SH
Jarome Iginla	2	2	2	4	-	-	-
David Krejci	2	1	2	3	2	1	-
Dennis Seidenberg	1	1	1	2	2	-	-
Carl Söderberg	2	1	1	2	-	-	-
Zdeno Chara	2	-	2	2	-	-	-
Dougie Hamilton	1	1	-	1	-	-	-
Torey Krug	2	1	-	1	-	1	-
Brad Marchand	2	1	-	1	2	-	1
Chris Kelly	1	-	1	1	4	-	-
Matt Bartkowski	2	-	1	1	2	-	-
Patrice Bergeron	2	-	1	1	-	-	-
Milan Lucic	2	-	1	1	5	-	-
Kevan Miller	2	-	1	1	-	-	-
Jordan Caron	1	-	-	-	2	-	-
Loui Eriksson	1	-	-	-	-	-	-
Matt Fraser	1	-	-	-	-	-	-
Nick Johnson	1	-	-	-	-	-	-
Daniel Paille	1	-	-	-	-	-	-
Ryan Spooner	1	-	-	-	-	-	-
Shawn Thornton	1	-	-	-	-	-	-
Johnny Boychuk	2	-	-	-	-	-	-
Gregory Campbell	2	-	-	-	2	-	-
Reilly Smith	2	-	-	-	-	-	-

Bruins	GP	MINS	W-L-O	GA	GAA	SV%
Chad Johnson	2	120	2-0-0	2	1.00	.968

By Period	1	2	3	OT	Total
Goals	3	1	4	-	8
Shots	27	23	22	-	72

Power Play: 33.3% (2/6)
Penalty Kill: 100.0% (7/7)

At Edmonton

Dec. 12: Bos 4 at Edm 2 (GW: Marchand)

Oilers	GP	G	A	PTS	PIM	PP	SH
David Perron	2	2	-	2	2	-	-
Jordan Eberle	2	-	1	1	2	-	-
Jeff Petry	2	-	1	1	4	-	-
Justin Schultz	2	-	1	1	-	-	-
Nick Schultz	2	-	1	1	-	-	-
Mark Arcobello	1	-	-	-	-	-	-
Anton Belov	1	-	-	-	-	-	-
Mark Fraser	1	-	-	-	-	-	-
Boyd Gordon	1	-	-	-	-	-	-
Matt Hendricks	1	-	-	-	-	-	-
Jesse Joensuu	1	-	-	-	-	-	-
Anton Lander	1	-	-	-	-	-	-
Philip Larsen	1	-	-	-	2	-	-
Martin Marincin	1	-	-	-	-	-	-
Ryan Smyth	1	-	-	-	2	-	-
Andrew Ference	2	-	-	-	-	-	-
Sam Gagner	2	-	-	-	-	-	-
Luke Gazdic	2	-	-	-	10	-	-
Taylor Hall	2	-	-	-	-	-	-
Ales Hemsky	2	-	-	-	-	-	-
Ryan Jones	2	-	-	-	-	-	-
Ryan Nugent-Hopkins	2	-	-	-	-	-	-
Nail Yakupov	2	-	-	-	-	-	-

Oilers	GP	MINS	W-L-O	GA	GAA	SV%
Jason LaBarbera	1	39	0-0-0	0	0.00	1.000
Ben Scrivens	1	60	0-1-0	4	4.00	.902
Devan Dubnyk	1	20	0-1-0	3	9.00	.833

By Period	1	2	3	OT	Total
Goals	0	2	0	-	2
Shots	16	24	23	-	63

Power Play: 0.0% (0/7)
Penalty Kill: 66.7% (4/6)

BRUINS vs. PANTHERS

At Boston

Nov. 7:	Fla	1	at	Bos	4	(GW:	Marchand)
Jan. 28:	Fla	2	at	Bos	6	(GW:	Lucic)
Mar. 4:	Fla	1	at	Bos	4	(GW:	Iginla)

At Florida

Oct. 17:	Bos	3	at	Fla	2	(GW:	Smith)
Mar. 9:	Bos	5	at	Fla	2	(GW:	Bergeron)

Bruins	GP	G	A	PTS	PIM	PP	SH
David Krejci	5	5	3	8	-	-	-
Reilly Smith	5	3	2	5	2	1	-
Jarome Iginla	5	2	3	5	-	-	-
Torey Krug	5	2	2	4	-	-	-
Milan Lucic	5	2	2	4	7	-	-
Patrice Bergeron	5	1	3	4	2	1	-
Zdeno Chara	5	1	3	4	2	-	-
Chris Kelly	5	1	2	3	-	-	-
Loui Eriksson	4	-	3	3	-	-	-
Dougie Hamilton	4	1	1	2	4	1	-
Brad Marchand	5	1	1	2	4	-	-
Dennis Seidenberg	2	-	2	2	-	-	-
Matt Bartkowski	4	-	2	2	-	-	-
Carl Södeberg	4	-	2	2	4	-	-
Andrej Meszaros	1	1	-	1	-	1	-
Daniel Paille	5	1	-	1	-	-	-
Shawn Thornton	5	1	-	1	12	-	-
Jordan Caron	2	-	1	1	4	-	-
Kevan Miller	3	-	1	1	-	-	-
Gregory Campbell	5	-	1	1	5	-	-
Adam McQuaid	1	-	-	-	-	-	-
Johnny Boychuk	5	-	-	-	2	-	-

Panthers	GP	G	A	PTS	PIM	PP	SH
Nick Bjugstad	5	-	4	4	-	-	-
Jonathan Huberdeau	5	-	3	3	-	-	-
Sean Bergenheim	3	-	3	3	6	-	-
Jimmy Hayes	3	2	-	2	-	-	-
Jesse Winchester	5	2	-	2	7	-	-
Kris Versteeg	2	1	-	1	-	-	-
Brad Boyes	4	1	-	1	2	-	-
Brian Campbell	5	1	-	1	-	-	-
Dmitry Kulikov	5	1	-	1	6	1	-
Scott Gomez	4	-	1	1	-	-	-
Tom Gilbert	5	-	1	1	-	-	-
Vincent Trocheck	1	-	-	-	-	-	-
Aleksander Barkov	2	-	-	-	-	-	-
Matt Gilroy	2	-	-	-	-	-	-
Shawn Mattias	2	-	-	-	2	-	-
Brandon Pirri	2	-	-	-	-	-	-
Drew Shore	2	-	-	-	2	-	-
Krys Barch	3	-	-	-	15	-	-
Ed Jovanovski	3	-	-	-	-	-	-
Tomas Kopecky	3	-	-	-	-	-	-
Dylan Olsen	3	-	-	-	-	-	-
Mike Weaver	3	-	-	-	2	-	-
Marcel Goc	4	-	-	-	-	-	-
Erik Gudbranson	4	-	-	-	-	-	-
Tomas Fleischmann	5	-	-	-	2	-	-
Scottie Upshall	5	-	-	-	2	-	-

Bruins	GP	MINS	W-L-O	GA	GAA	SV%
Chad Johnson	2	120	2-0-0	3	1.50	.935
Tuukka Rask	3	180	3-0-0	5	1.67	.940

Panthers	GP	MINS	W-L-O	GA	GAA	SV%
Scott Clemmensen	1	60	0-1-0	4	4.00	.867
Roberto Luongo	1	60	0-1-0	4	4.00	.902
Tim Thomas	3	179	0-3-0	12	4.02	.899

By Period	1	2	3	OT	Total
Goals	6	5	11	-	22
Shots	67	60	65	-	192

Power Play: 26.7% (4/15)
Penalty Kill: 92.9% (13/14)

By Period	1	2	3	OT	Total
Goals	0	3	5	-	8
Shots	38	47	44	-	129

Power Play: 7.1% (1/14)
Penalty Kill: 73.3% (11/15)

BRUINS vs. KINGS

At Boston

Jan. 20: LA 2 at Bos 3 (GW: Marchand)

Bruins	GP	G	A	PTS	PIM	PP	SH
Brad Marchand	2	2	-	2	2	-	1
Patrice Bergeron	2	-	2	2	2	-	-
Justin Florek	1	1	-	1	-	-	-
Matt Fraser	1	1	-	1	-	-	-
Torey Krug	2	1	-	1	-	1	-
Dougie Hamilton	1	-	1	1	-	-	-
Johnny Boychuk	2	-	1	1	4	-	-
Gregory Campbell	2	-	1	1	-	-	-
David Krejci	2	-	1	1	2	-	-
Reilly Smith	2	-	1	1	-	-	-
Carl Söderberg	2	-	1	1	2	-	-
Ryan Spooner	2	-	1	1	-	-	-
Loui Eriksson	1	-	-	-	-	-	-
Adam McQuaid	1	-	-	-	5	-	-
Kevan Miller	1	-	-	-	-	-	-
Shawn Thornton	1	-	-	-	-	-	-
Zach Trotman	1	-	-	-	-	-	-
Matt Bartkowski	2	-	-	-	2	-	-
Zdeno Chara	2	-	-	-	-	-	-
Jarome Iginla	2	-	-	-	-	-	-
Milan Lucic	2	-	-	-	7	-	-
Daniel Paille	2	-	-	-	2	-	-

Bruins	GP	MINS	W-L-O	GA	GAA	SV%
Chad Johnson	2	97	1-0-0	3	1.86	.925
Tuukka Rask	1	22	0-1-0	3	8.18	.833

By Period	1	2	3	OT	Total
Goals	2	1	2	-	5
Shots	14	16	15	-	45

Power Play: 14.3% (1/7)
Penalty Kill: 80.0% (8/10)

At Los Angeles

Jan. 9: Bos 2 at LA 4 (GW: Martinez)

Kings	GP	G	A	PTS	PIM	PP	SH
Jeff Carter	2	2	-	2	-	1	-
Justin Williams	2	1	1	2	-	1	-
Anze Kopitar	2	-	2	2	-	-	-
Mike Richards	2	-	2	2	2	-	-
Dustin Brown	2	1	-	1	-	-	-
Alec Martinez	2	1	-	1	-	-	-
Willie Mitchell	2	1	-	1	2	-	-
Drew Doughty	2	-	1	1	2	-	-
Robyn Regehr	2	-	1	1	4	-	-
Jarret Stoll	2	-	1	1	2	-	-
Slava Voynov	2	-	1	1	2	-	-
Jordan Nolan	1	-	-	-	5	-	-
Tyler Toffoli	1	-	-	-	-	-	-
Kyle Clifford	2	-	-	-	5	-	-
Colin Fraser	2	-	-	-	-	-	-
Matt Frattin	2	-	-	-	-	-	-
Dwight King	2	-	-	-	-	-	-
Trevor Lewis	2	-	-	-	-	-	-
Jake Mazzin	2	-	-	-	2	-	-

Kings	GP	MINS	W-L-O	GA	GAA	SV%
Jonathan Quick	2	119	1-1-0	5	2.52	.889

By Period	1	2	3	OT	Total
Goals	1	3	2	-	6
Shots	21	18	19	-	58

Power Play: 20.0% (2/10)
Penalty Kill: 85.7% (6/7)

BRUINS vs. WILD

At Boston

Mar. 17: Min 1 at Bos 4 (GW: Eriksson)

Bruins	GP	G	A	PTS	PIM	PP	SH
Zdeno Chara	2	-	4	4	-	-	-
Jarome Iginla	1	2	-	2	-	-	-
Loui Eriksson	2	2	-	2	2	1	-
Reilly Smith	2	2	-	2	-	1	-
Patrice Bergeron	2	1	1	2	-	-	-
Matt Bartkowski	2	-	1	1	-	-	-
Gregory Campbell	2	-	1	1	-	-	-
Brad Marchand	2	-	1	1	-	-	-
Andrej Meszaros	2	-	1	1	2	-	-
Carl Söderberg	2	-	1	1	-	-	-
Johnny Boychuk	1	-	-	-	-	-	-
Jordan Caron	1	-	-	-	-	-	-
David Krejci	1	-	-	-	-	-	-
Kevan Miller	1	-	-	-	-	-	-
Corey Potter	1	-	-	-	-	-	-
Dougie Hamilton	2	-	-	-	-	-	-
Chris Kelly	2	-	-	-	-	-	-
Torey Krug	2	-	-	-	-	-	-
Milan Lucic	2	-	-	-	2	-	-
Daniel Paille	2	-	-	-	-	-	-
Shawn Thornton	2	-	-	-	2	-	-

Bruins	GP	MINS	W-L-O	GA	GAA	SV%
Tuukka Rask	2	125	1-0-1	4	1.92	.931

By Period	1	2	3	OT	Total
Goals	2	3	2	0	7
Shots	14	20	17	2	53

Power Play: 40.0% (2/5)
Penalty Kill: 66.7% (2/3)

At Minnesota

Apr. 8: Bos 3 at Min 4 (SO: Koivu)

Wild	GP	G	A	PTS	PIM	PP	SH
Jason Pominville	2	3	1	4	-	1	-
Ryan Suter	2	1	1	2	4	-	-
Mikko Koivu	2	-	2	2	-	-	-
Mikael Granlund	1	-	1	1	-	-	-
Erik Haula	2	-	1	1	2	-	-
Matt Moulson	2	-	1	1	2	-	-
Zach Parise	2	-	1	1	-	-	-
Keith Ballard	1	-	-	-	-	-	-
Jonathan Blum	1	-	-	-	-	-	-
Dany Heatley	1	-	-	-	-	-	-
Cody McCormick	1	-	-	-	-	-	-
Nate Prosser	1	-	-	-	-	-	-
Clayton Stoner	1	-	-	-	-	-	-
Stephane Veilleux	1	-	-	-	-	-	-
Jonas Brodin	2	-	-	-	-	-	-
Kyle Brodziak	2	-	-	-	-	-	-
Matt Cooke	2	-	-	-	-	-	-
Charlie Coyle	2	-	-	-	-	-	-
Justin Fontaine	2	-	-	-	2	-	-
Nino Niederreiter	2	-	-	-	-	-	-
Marco Scandella	2	-	-	-	-	-	-
Jared Spurgeon	2	-	-	-	-	-	-

Wild	GP	MINS	W-L-O	GA	GAA	SV%
Ilya Bryzgalov	1	65	1-0-0	3	2.77	.975
Darcy Kuemper	1	59	0-1-0	3	3.05	.893

By Period	1	2	3	OT	Total
Goals	2	1	1	0	4
Shots	19	12	21	6	58

Power Play: 33.3% (1/3)
Penalty Kill: 60.0% (3/5)

BRUINS vs. CANADIENS

At Boston

Jan. 30:	Mtl	4	at	Bos	1	(GW: Pacioretty)
Mar. 24:	Mtl	2	at	Bos	1	(SO: Galchenyuk)

At Montreal

Dec. 5:	Bos	1	at	Mtl	2	(GW: Pacioretty)
Mar. 12:	Bos	4	at	Mtl	1	(GW: Bergeron)

Bruins	GP	G	A	PTS	PIM	PP	SH
Patrice Bergeron	4	2	1	3	-	1	-
Dougie Hamilton	3	1	1	2	4	-	-
Milan Lucic	4	1	1	2	2	-	-
Carl Söderberg	4	1	1	2	4	-	-
Loui Eriksson	4	-	2	2	-	-	-
Brad Marchand	4	-	2	2	8	-	-
Gregory Campbell	4	1	-	1	-	-	-
Zdeno Chara	4	1	-	1	2	-	-
Dennis Seidenberg	1	-	1	1	-	-	-
Matt Bartkowski	4	-	1	1	2	-	-
Jarome Iginla	4	-	1	1	4	-	-
David Krejci	4	-	1	1	-	-	-
Jordan Caron	1	-	-	-	2	-	-
Andrej Meszaros	1	-	-	-	2	-	-
Kevan Miller	3	-	-	-	12	-	-
Daniel Paille	3	-	-	-	-	-	-
Johnny Boychuk	4	-	-	-	4	-	-
Chris Kelly	4	-	-	-	2	-	-
Torey Krug	4	-	-	-	-	-	-
Reilly Smith	4	-	-	-	-	-	-
Shawn Thornton	4	-	-	-	5	-	-

Canadiens	GP	G	A	PTS	PIM	PP	SH
Max Pacioretty	4	2	1	3	2	-	-
Daniel Briere	4	1	2	3	-	-	-
Brian Gionta	4	1	2	3	-	1	-
Brendan Gallagher	4	-	3	3	2	-	-
Alexei Emelin	4	2	-	2	-	1	-
David Desharnais	4	1	1	2	4	-	-
Tomas Plekanec	4	1	1	2	2	-	-
Raphael Diaz	1	-	1	1	-	-	-
Josh Gorges	2	-	1	1	-	-	-
Thomas Vanek	2	-	1	1	-	-	-
Andrei Markov	4	-	1	1	-	-	-
P. K. Subban	4	-	1	1	2	-	-
Nathan Beaulieu	1	-	-	-	-	-	-
Jarred Tinordi	1	-	-	-	-	-	-
Mike Weaver	1	-	-	-	-	-	-
Dale Weise	1	-	-	-	-	-	-
Ryan White	1	-	-	-	-	-	-
Francis Bouillon	2	-	-	-	2	-	-
Rene Bourque	2	-	-	-	4	-	-
George Parros	2	-	-	-	-	-	-
Michael Bournival	3	-	-	-	2	-	-
Lars Eller	3	-	-	-	6	-	-
Alex Galchenyuk	3	-	-	-	-	-	-
Brandon Prust	3	-	-	-	12	-	-
Travis Moen	4	-	-	-	5	-	-
Douglas Murray	4	-	-	-	2	-	-

Bruins	GP	MINS	W-L-O	GA	GAA	SV%
Tuukka Rask	4	216	1-2-1	7	1.94	.932
Chad Johnson	1	28	0-0-0	1	2.14	.933

By Period	1	2	3	OT	Total
Goals	2	3	2	0	7
Shots	39	43	45	2	129

Power Play: 7.7% (1/13)
Penalty Kill: 88.2% (15/17)

Canadiens	GP	MINS	W-L-O	GA	GAA	SV%
Carey Price	1	60	1-0-0	1	1.00	.970
Peter Budaj	3	185	2-1-0	6	1.95	.938

By Period	1	2	3	OT	Total
Goals	3	4	1	0	8
Shots	36	48	32	2	118

Power Play: 11.8% (2/17)
Penalty Kill: 92.3% (12/13)

BRUINS vs. PREDATORS

At Boston

Jan. 2: Nsh 2 at Bos 3 (OT: Marchand)

Bruins	GP	G	A	PTS	PIM	PP	SH
Ryan Spooner	2	-	4	4	-	-	-
Jarome Iginla	2	3	-	3	-	1	-
Reilly Smith	2	1	2	3	-	1	-
Carl Söderberg	2	1	2	3	-	1	-
Brad Marchand	2	2	-	2	-	-	-
David Krejci	2	-	2	2	-	-	-
Milan Lucic	2	-	2	2	-	-	-
Johnny Boychuk	2	1	-	1	-	-	-
Matt Fraser	2	1	-	1	-	-	-
Matt Bartkowski	1	-	1	1	-	-	-
Dougie Hamilton	1	-	1	1	-	-	-
Patrice Bergeron	2	-	1	1	2	-	-
Zdeno Chara	2	-	1	1	2	-	-
Torey Krug	2	-	1	1	-	-	-
Nick Johnson	1	-	-	-	-	-	-
Daniel Paille	1	-	-	-	2	-	-
Dennis Seidenberg	1	-	-	-	-	-	-
David Warsofsky	1	-	-	-	-	-	-
Gregory Campbell	2	-	-	-	-	-	-
Jordan Caron	2	-	-	-	-	-	-
Adam McQuaid	2	-	-	-	5	-	-

Bruins	GP	MINS	W-L-O	GA	GAA	SV%
Niklas Svedberg	1	61	1-0-0	2	1.97	.943
Tuukka Rask	1	60	1-0-0	2	2.00	.941

By Period	1	2	3	OT	Total
Goals	3	0	5	1	9
Shots	21	17	19	1	58

Power Play: 60.0% (3/5)
Penalty Kill: 66.7% (2/3)

At Nashville

Dec. 23: Bos 6 at Nsh 2 (GW: Smith)

Predators	GP	G	A	PTS	PIM	PP	SH
Shea Weber	2	1	2	3	-	-	-
Craig Smith	2	2	-	2	-	1	-
Mike Fisher	2	-	2	2	-	-	-
Viktor Stalberg	2	1	-	1	-	-	-
Ryan Ellis	2	-	1	1	-	-	-
Patric Hornqvist	2	-	1	1	-	-	-
Seth Jones	2	-	1	1	4	-	-
Nick Spaling	2	-	1	1	-	-	-
Gabriel Bourque	2	-	-	-	-	-	-
Matt Cullen	2	-	-	-	-	-	-
Mattias Ekholm	2	-	-	-	-	-	-
Paul Gaustad	2	-	-	-	2	-	-
Matt Hendricks	2	-	-	-	-	-	-
Roman Josi	2	-	-	-	-	-	-
Kevin Klein	2	-	-	-	-	-	-
David Legwand	2	-	-	-	-	-	-
Eric Nystrom	2	-	-	-	7	-	-
Colin Wilson	2	-	-	-	-	-	-

Predators	GP	MINS	W-L-O	GA	GAA	SV%
Marek Mazanec	2	115	0-1-1	7	3.65	.870
Carter Hutton	1	6	0-0-0	2	20.00	.500

By Period	1	2	3	OT	Total
Goals	0	2	2	0	4
Shots	19	26	24	0	69

Power Play: 33.3% (1/3)
Penalty Kill: 40.0% (2/5)

BRUINS vs. DEVILS

At Boston

Oct. 26: NJ 4 at Bos 3 (GW: Greene)

At New Jersey

Mar. 18: Bos 4 at NJ 2 (GW: Iginla)
Apr. 13: Bos 2 at NJ 3 (GW: Zidlicky)

Bruins	GP	G	A	PTS	PIM	PP	SH
Jarome Iginla	2	2	2	4	-	-	-
Brad Marchand	3	2	1	3	-	1	1
Loui Eriksson	2	1	2	3	-	1	-
David Krejci	2	-	3	3	-	-	-
Carl Söderberg	3	-	3	3	-	-	-
Patrice Bergeron	2	1	1	2	2	-	-
Torey Krug	3	1	1	2	4	1	-
Chris Kelly	2	1	-	1	-	-	-
Milan Lucic	2	1	-	1	5	-	-
Zdeno Chara	2	-	1	1	4	-	-
Andrej Meszaros	2	-	1	1	-	-	-
Dougie Hamilton	3	-	1	1	6	-	-
Reilly Smith	3	-	1	1	2	-	-
Matt Bartkowski	1	-	-	-	-	-	-
Craig Cunningham	1	-	-	-	-	-	-
Justin Florek	1	-	-	-	-	-	-
Alexander Khokhlachev	1	-	-	-	2	-	-
Matt Lindblad	1	-	-	-	-	-	-
Adam McQuaid	1	-	-	-	-	-	-
Dennis Seidenberg	1	-	-	-	-	-	-
Johnny Boychuk	2	-	-	-	2	-	-
Jordan Caron	2	-	-	-	-	-	-
Kevan Miller	2	-	-	-	2	-	-
Daniel Paille	2	-	-	-	-	-	-
Corey Potter	2	-	-	-	-	-	-
Gregory Campbell	3	-	-	-	4	-	-
Shawn Thornton	3	-	-	-	-	-	-

Devils	GP	G	A	PTS	PIM	PP	SH
Jaromir Jagr	3	-	5	5	-	-	-
Travis Zajac	3	2	2	4	-	-	-
Marek Zidlicky	3	3	-	3	-	2	-
Damien Brunner	3	1	2	3	4	1	-
Patrik Elias	3	1	2	3	-	1	-
Andy Greene	3	1	1	2	2	1	-
Eric Gelinas	2	-	2	2	2	-	-
Michael Ryder	3	-	2	2	2	-	-
Adam Henrique	2	1	-	1	-	1	-
Jon Merrill	2	-	1	1	-	-	-
Steve Bernier	3	-	1	1	-	-	-
Ryane Clowe	1	-	-	-	5	-	-
Peter Harrold	1	-	-	-	2	-	-
Andrei Loktionov	1	-	-	-	-	-	-
Rostislav Olesz	1	-	-	-	-	-	-
Bryce Salvador	1	-	-	-	-	-	-
Mike Sislo	1	-	-	-	-	-	-
Anton Volchenkov	1	-	-	-	-	-	-
Ryan Carter	2	-	-	-	-	-	-
Adam Larsson	2	-	-	-	-	-	-
Tuomo Ruutu	2	-	-	-	-	-	-
Tim Sestito	2	-	-	-	-	-	-
Mark Fayne	3	-	-	-	-	-	-
Stephen Gionta	3	-	-	-	-	-	-
Dainius Zubrus	3	-	-	-	2	-	-

Bruins	GP	MINS	W-L-O	GA	GAA	SV%
Chad Johnson	2	120	1-1-0	5	2.50	.909
Tuukka Rask	1	59	0-1-0	4	4.05	.875

Devils	GP	MINS	W-L-O	GA	GAA	SV%
Martin Brodeur	3	177	2-1-0	9	3.05	.883

By Period	1	2	3	OT	Total
Goals	5	2	2	-	9
Shots	30	23	24	-	77

Power Play: 50.0% (3/6)
Penalty Kill: 53.8% (7/13)

By Period	1	2	3	OT	Total
Goals	2	2	5	-	9
Shots	24	32	31	-	87

Power Play: 46.2% (6/13)
Penalty Kill: 50.0% (3/6)

BRUINS vs. ISLANDERS

At Boston

Dec. 31: NYI 5 at Bos 3 (GW: Tavares)

At New York

Nov. 2: Bos 1 at NYI 3 (GW: MacDonald)
Jan. 27: Bos 6 at NYI 3 (GW: Söderberg)

Bruins	GP	G	A	PTS	PIM	PP	SH
Brad Marchand	3	1	3	4	4	-	-
Reilly Smith	3	1	3	4	-	-	-
Patrice Bergeron	3	2	1	3	2	1	-
Dougie Hamilton	2	1	1	2	4	1	-
Zdeno Chara	3	1	1	2	4	-	-
Daniel Paille	3	1	1	2	-	-	-
Ryan Spooner	2	-	2	2	-	-	-
Jarome Iginla	3	-	2	2	-	-	-
Milan Lucic	3	-	2	2	16	-	-
Loui Eriksson	1	1	-	1	-	-	-
Carl Söderberg	2	1	-	1	-	-	-
David Krejci	3	1	-	1	-	-	-
Shawn Thornton	2	-	1	1	-	-	-
Torey Krug	3	-	1	1	4	-	-
Matt Fraser	1	-	-	-	-	-	-
Nick Johnson	1	-	-	-	-	-	-
Chris Kelly	1	-	-	-	-	-	-
Dennis Seidenberg	1	-	-	-	-	-	-
Johnny Boychuk	2	-	-	-	2	-	-
Jordan Caron	2	-	-	-	2	-	-
Adam McQuaid	2	-	-	-	2	-	-
Kevan Miller	2	-	-	-	-	-	-
Matt Bartkowski	3	-	-	-	2	-	-
Gregory Campbell	3	-	-	-	2	-	-

Islanders	GP	G	A	PTS	PIM	PP	SH
Kyle Okposo	3	2	7	9	2	1	-
John Tavares	3	3	2	5	4	1	-
Thomas Vanek	3	1	3	4	-	-	-
Frans Nielsen	3	3	-	3	-	2	-
Andrew MacDonald	3	1	2	3	-	-	-
Michael Grabner	3	1	1	2	-	-	-
Travis Hamonic	2	-	2	2	-	-	-
Thomas Hickey	3	-	2	2	2	-	-
Pierre-Marc Bouchard	1	-	-	-	-	-	-
Matt Donovan	1	-	-	-	-	-	-
Radek Martinek	1	-	-	-	-	-	-
Ryan Strome	1	-	-	-	-	-	-
Lubomir Visnovsky	1	-	-	-	-	-	-
Josh Bailey	2	-	-	-	-	-	-
Calvin de Haan	2	-	-	-	2	-	-
Colin McDonald	2	-	-	-	2	-	-
Brian Strait	2	-	-	-	2	-	-
Matt Carkner	3	-	-	-	-	-	-
Casey Cizikas	3	-	-	-	-	-	-
Cal Clutterbuck	3	-	-	-	4	-	-
Matt Martin	3	-	-	-	-	-	-
Brock Nelson	3	-	-	-	2	-	-
Peter Regin	3	-	-	-	-	-	-

Bruins	GP	MINS	W-L-O	GA	GAA	SV%
Chad Johnson	2	118	1-1-0	6	3.05	.915
Tuukka Rask	1	60	0-1-0	5	5.00	.839

Islanders	GP	MINS	W-L-O	GA	GAA	SV%
Evgeni Nabokov	2	72	1-0-0	3	2.50	.923
Kevin Poulin	2	108	1-1-0	7	3.89	.889

By Period	1	2	3	OT	Total
Goals	2	6	2	-	10
Shots	37	29	36	-	102

Power Play: 25.0% (2/8)
Penalty Kill: 75.0% (12/16)

By Period	1	2	3	OT	Total
Goals	1	8	2	-	11
Shots	29	42	31	-	102

Power Play: 25.0% (4/16)
Penalty Kill: 75.0% (6/8)

BRUINS vs. RANGERS

At Boston

Nov. 29: NYR 2 at Bos 3 (GW: Chara)

At New York

Nov. 19: Bos 2 at NYR 1 (GW: Paille)
Mar. 2: Bos 6 at NYR 3 (GW: Campbell)

Bruins	GP	G	A	PTS	PIM	PP	SH
Gregory Campbell	3	2	1	3	5	-	1
Dougie Hamilton	3	1	2	3	2	-	-
Brad Marchand	3	1	2	3	6	-	-
Loui Eriksson	3	-	3	3	2	-	-
David Krejci	3	-	3	3	4	-	-
Zdeno Chara	3	1	1	2	9	-	-
Jarome Iginla	3	1	1	2	-	-	-
Milan Lucic	3	1	1	2	-	-	-
Daniel Paille	3	1	1	2	-	-	1
Johnny Boychuk	3	-	2	2	2	-	-
Patrice Bergeron	3	1	-	1	-	-	-
Carl Söderberg	3	1	-	1	-	-	-
Shawn Thornton	3	1	-	1	-	-	-
Matt Bartkowski	2	-	1	1	-	-	-
Chris Kelly	3	-	1	1	2	-	-
Adam McQuaid	1	-	-	-	2	-	-
Kevan Miller	1	-	-	-	2	-	-
Dennis Seidenberg	2	-	-	-	-	-	-
Torey Krug	3	-	-	-	4	-	-
Reilly Smith	3	-	-	-	-	-	-

Rangers	GP	G	A	PTS	PIM	PP	SH
Ryan McDonagh	3	2	-	2	2	1	-
Derick Brassard	3	1	1	2	2	1	-
Brad Richards	3	1	1	2	-	-	-
Ryan Callahan	3	-	2	2	-	-	-
Chris Kreider	3	-	2	2	2	-	-
Derek Stepan	3	-	2	2	-	-	-
J. T. Miller	1	1	-	1	-	-	-
Rick Nash	3	1	-	1	2	-	-
Carl Hagelin	3	-	1	1	-	-	-
John Moore	3	-	1	1	2	-	-
Anton Stralman	3	-	1	1	2	-	-
Daniel Carcillo	1	-	-	-	2	-	-
Derek Dorsett	1	-	-	-	9	-	-
Kevin Klein	1	-	-	-	-	-	-
Taylor Pyatt	1	-	-	-	-	-	-
Justin Falk	2	-	-	-	-	-	-
Mats Zuccarello	2	-	-	-	-	-	-
Brian Boyle	3	-	-	-	5	-	-
Dan Girardi	3	-	-	-	-	-	-
Dominic Moore	3	-	-	-	-	-	-
Benoit Pouliot	3	-	-	-	-	-	-
Marc Staal	3	-	-	-	-	-	-

Bruins	GP	MINS	W-L-O	GA	GAA	SV%
Tuukka Rask	3	180	3-0-0	6	2.00	.943

By Period	1	2	3	OT	Total
Goals	2	4	5	-	11
Shots	24	28	31	-	83

Power Play: 0.0% (0/5)
Penalty Kill: 83.3% (10/12)

Rangers	GP	MINS	W-L-O	GA	GAA	SV%
Henrik Lundqvist	3	178	0-3-0	11	3.72	.867

By Period	1	2	3	OT	Total
Goals	3	2	1	-	6
Shots	44	38	23	-	105

Power Play: 16.7% (2/12)
Penalty Kill: 100.0% (5/5)

BRUINS vs. SENATORS

At Boston

Dec. 27:	Ott	0	at	Bos	5	(GW: Iginla)
Feb. 8:	Ott	2	at	Bos	7	(GW: Bergeron)

At Ottawa

Nov. 15:	Bos	2	at	Ott	4	(GW: Cowen)
Dec. 28:	Bos	3	at	Ott	4	(GW: Ryan)

Bruins	GP	G	A	PTS	PIM	PP	SH
Patrice Bergeron	4	2	5	7	-	1	-
Brad Marchand	4	3	3	6	6	-	1
Jarome Iginla	4	3	1	4	2	1	-
Reilly Smith	4	2	2	4	2	-	-
Loui Eriksson	2	1	3	4	-	-	-
David Krejci	4	1	3	4	-	-	-
Milan Lucic	4	1	2	3	2	-	-
Matt Bartkowski	4	-	3	3	-	-	-
David Warsofsky	2	1	1	2	-	-	-
Carl Söderberg	3	1	1	2	2	-	-
Johnny Boychuk	4	-	2	2	-	-	-
Torey Krug	4	-	2	2	-	-	-
Chris Kelly	2	1	-	1	4	-	-
Daniel Paille	4	1	-	1	-	-	-
Dougie Hamilton	2	-	1	1	-	-	-
Adam McQuaid	2	-	1	1	2	-	-
Nick Johnson	1	-	-	-	-	-	-
Kevan Miller	1	-	-	-	5	-	-
Zach Trotman	1	-	-	-	-	-	-
Jordan Caron	2	-	-	-	5	-	-
Zdeno Chara	2	-	-	-	-	-	-
Matt Fraser	2	-	-	-	-	-	-
Dennis Seidenberg	2	-	-	-	-	-	-
Ryan Spooner	2	-	-	-	-	-	-
Shawn Thornton	2	-	-	-	-	-	-
Gregory Campbell	4	-	-	-	2	-	-

Senators	GP	G	A	PTS	PIM	PP	SH
Cory Conacher	4	1	3	4	4	-	-
Bobby Ryan	4	3	-	3	-	-	-
Jason Spezza	3	1	2	3	-	-	-
Patrick Wiercioch	2	2	-	2	-	1	-
Cody Ceci	3	-	2	2	-	-	-
Erik Karlsson	4	-	2	2	-	-	-
Kyle Turris	4	-	2	2	-	-	-
Jared Cowen	4	1	-	1	2	-	-
Chris Neil	4	1	-	1	-	-	-
Zack Smith	4	1	-	1	9	-	1
Erik Condra	3	-	1	1	2	-	-
Milan Michalek	4	-	1	1	2	-	-
Mark Borowiecki	1	-	-	-	-	-	-
Joe Corvo	1	-	-	-	4	-	-
Derek Grant	1	-	-	-	-	-	-
Jean-Gabriel Pageau	2	-	-	-	4	-	-
Chris Phillips	2	-	-	-	-	-	-
Eric Gryba	3	-	-	-	-	-	-
Matt Kassian	3	-	-	-	5	-	-
Colin Greening	4	-	-	-	-	-	-
Clarke MacArthur	4	-	-	-	-	-	-
Marc Methot	4	-	-	-	-	-	-
Mika Zibanejad	4	-	-	-	-	-	-

Bruins	GP	MINS	W-L-O	GA	GAA	SV%
Chad Johnson	2	98	1-1-0	3	1.84	.935
Tuukka Rask	3	139	1-1-0	7	3.02	.908

Senators	GP	MINS	W-L-O	GA	GAA	SV%
Craig Anderson	3	164	2-1-0	10	3.66	.897
Robin Lehner	2	76	0-1-0	7	5.53	.863

By Period	1	2	3	OT	Total
Goals	5	4	8	-	17
Shots	40	50	58	-	148

By Period	1	2	3	OT	Total
Goals	3	2	5	-	10
Shots	38	40	44	-	122

Power Play: 18.2% (2/11)
Penalty Kill: 90.0% (9/10)

Power Play: 10.0% (1/10)
Penalty Kill: 81.8% (9/11)

BRUINS vs. FLYERS

At Boston

Apr.	5:	Phi	2	at	Bos	5	(GW: Boychuk)

At Philadelphia

Jan.	25:	Bos	6	at	Phi	1	(GW: Iginla)
Mar.	30:	Bos	4	at	Phi	3	(SO: Smith)

Bruins	GP	G	A	PTS	PIM	PP	SH
David Krejci	3	1	5	6	-	-	-
Jarome Iginla	2	2	3	5	5	1	-
Zdeno Chara	3	3	1	4	4	3	-
Milan Lucic	3	2	2	4	2	-	-
Loui Eriksson	3	-	4	4	-	-	-
Patrice Bergeron	3	2	1	3	2	-	-
Torey Krug	2	-	3	3	2	-	-
Reilly Smith	3	1	1	2	-	-	-
Brad Marchand	3	-	2	2	-	-	-
Chris Kelly	2	1	-	1	2	-	-
Andrej Meszaros	2	1	-	1	-	-	-
Johnny Boychuk	3	1	-	1	5	-	-
Matt Bartkowski	3	-	1	1	-	-	-
Dougie Hamilton	3	-	1	1	4	-	-
Jordan Caron	2	-	-	-	-	-	-
Kevan Miller	2	-	-	-	2	-	-
Gregory Campbell	3	-	-	-	5	-	-
Daniel Paille	3	-	-	-	-	-	-
Carl Söderberg	3	-	-	-	-	-	-
Shawn Thornton	3	-	-	-	5	-	-

Flyers	GP	G	A	PTS	PIM	PP	SH
Kimmo Timonen	3	1	2	3	-	-	-
Jakub Voracek	3	-	3	3	-	-	-
Vincent Lecavalier	3	2	-	2	-	-	-
Claude Giroux	3	1	1	2	4	1	-
Jay Rosehill	2	1	-	1	7	-	-
Wayne Simmonds	3	1	-	1	-	1	-
Andrew MacDonald	2	-	1	1	-	-	-
Adam Hall	3	-	1	1	2	-	-
Michael Raffl	3	-	1	1	-	-	-
Mark Streit	3	-	1	1	-	-	-
Erik Gustafsson	1	-	-	-	-	-	-
Tye McGinn	1	-	-	-	-	-	-
Chris VandeVelde	1	-	-	-	-	-	-
Zac Rinaldo	2	-	-	-	5	-	-
Braydon Coburn	3	-	-	-	-	-	-
Sean Couturier	3	-	-	-	-	-	-
Nicklas Grossmann	3	-	-	-	6	-	-
Scott Hartnell	3	-	-	-	7	-	-
Matt Read	3	-	-	-	-	-	-
Brayden Schenn	3	-	-	-	-	-	-
Luke Schenn	3	-	-	-	5	-	-

Bruins	GP	MINS	W-L-O	GA	GAA	SV%
Tuukka Rask	3	185	3-0-0	6	1.95	.942

Flyers	GP	MINS	W-L-O	GA	GAA	SV%
Ray Emery	2	86	0-1-0	6	4.17	.891
Steve Mason	2	97	0-1-1	7	4.32	.857

By Period	1	2	3	OT	Total
Goals	4	5	5	0	14
Shots	27	38	39	1	105

By Period	1	2	3	OT	Total
Goals	2	2	2	0	6
Shots	32	34	30	8	104

Power Play: 50.0% (4/8)
Penalty Kill: 77.8% (7/9)

Power Play: 22.2% (2/9)
Penalty Kill: 50.0% (4/8)

BRUINS vs. COYOTES

At Boston

Mar. 13: Phx 1 at Bos 2 (GW: Iginla)

Bruins	GP	G	A	PTS	PIM	PP	SH
Jarome Iginla	2	3	-	3	-	-	-
Zdeno Chara	2	1	1	2	-	-	-
Milan Lucic	2	-	2	2	2	-	-
Patrice Bergeron	2	1	-	1	-	-	-
Shawn Thornton	2	1	-	1	-	-	-
Daniel Paille	1	-	1	1	-	-	-
Johnny Boychuk	2	-	1	1	-	-	-
Gregory Campbell	2	-	1	1	-	-	-
Dougie Hamilton	2	-	1	1	-	-	-
Andrej Meszaros	2	-	1	1	-	-	-
Jordan Caron	1	-	-	-	4	-	-
Matt Bartkowski	2	-	-	-	4	-	-
Loui Eriksson	2	-	-	-	-	-	-
Chris Kelly	2	-	-	-	2	-	-
David Krejci	2	-	-	-	2	-	-
Brad Marchand	2	-	-	-	-	-	-
Kevan Miller	2	-	-	-	2	-	-
Reilly Smith	2	-	-	-	-	-	-
Carl Söderberg	2	-	-	-	4	-	-

Bruins	GP	MINS	W-L-O	GA	GAA	SV%
Tuukka Rask	2	120	2-0-0	3	1.50	.945

By Period	1	2	3	OT	Total
Goals	3	0	3	-	6
Shots	19	17	12	-	48

Power Play: 0.0% (0/4)
Penalty Kill: 87.5% (7/8)

At Phoenix

Mar. 22: Bos 4 at Phx 2 (GW: Thornton)

Coyotes	GP	G	A	PTS	PIM	PP	SH
Shane Doan	2	1	1	2	-	-	-
Oliver Ekman-Larsson	2	1	1	2	-	1	-
Lauri Korpikoski	2	1	-	1	-	-	-
Mikkel Boedker	2	-	1	1	-	-	-
Brandon McMillan	2	-	1	1	-	-	-
Mike Ribeiro	2	-	1	1	-	-	-
Keith Yandle	2	-	1	1	-	-	-
Martin Erat	1	-	-	-	-	-	-
Martin Hanzal	1	-	-	-	-	-	-
Rob Klinkhammer	1	-	-	-	-	-	-
Andy Miele	1	-	-	-	-	-	-
Kyle Chipchra	2	-	-	-	2	-	-
Jeff Halpern	2	-	-	-	-	-	-
Zbynek Michalek	2	-	-	-	-	-	-
Derek Morris	2	-	-	-	-	-	-
David Moss	2	-	-	-	-	-	-
Michael Stone	2	-	-	-	4	-	-
Chris Summers	2	-	-	-	-	-	-
Antoine Vermette	2	-	-	-	4	-	-
Radim Vrbata	2	-	-	-	2	-	-

Coyotes	GP	MINS	W-L-O	GA	GAA	SV%
Mike Smith	2	118	0-2-0	5	2.55	.894

By Period	1	2	3	OT	Total
Goals	1	1	1	-	3
Shots	23	13	19	-	55

Power Play: 12.5% (1/8)
Penalty Kill: 100.0% (4/4)

BRUINS vs. PENGUINS

At Boston

Nov. 25:	Pit	3	at	Bos	4	(OT: Krug)
Dec. 7:	Pit	2	at	Bos	3	(GW: Chara)

At Pittsburgh

Oct. 30:	Bos	2	at	Pit	3	(GW: Jokinen)

Bruins	GP	G	A	PTS	PIM	PP	SH
Reilly Smith	3	2	1	3	-	1	-
Loui Eriksson	2	1	2	3	-	-	-
Patrice Bergeron	3	1	2	3	-	-	-
Milan Lucic	3	-	3	3	7	-	-
Brad Marchand	3	-	3	3	8	-	-
Zdeno Chara	3	2	-	2	2	-	-
Jarome Iginla	3	1	1	2	2	-	-
David Krejci	3	1	1	2	-	-	-
Carl Södeberg	3	-	2	2	-	-	-
Torey Krug	3	1	-	1	2	-	-
Dennis Seidenberg	2	-	1	1	-	-	-
Jordan Caron	1	-	-	-	5	-	-
Adam McQuaid	1	-	-	-	-	-	-
Matt Bartkowski	2	-	-	-	-	-	-
Johnny Boychuk	2	-	-	-	-	-	-
Kevan Miller	2	-	-	-	-	-	-
Gregory Campbell	3	-	-	-	-	-	-
Dougie Hamilton	3	-	-	-	-	-	-
Chris Kelly	3	-	-	-	-	-	-
Daniel Paille	3	-	-	-	-	-	-
Shawn Thornton	3	-	-	-	14	-	-

Penguins	GP	G	A	PTS	PIM	PP	SH
James Neal	2	3	1	4	2	1	-
Chris Kunitz	3	2	1	3	6	2	-
Sidney Crosby	3	1	2	3	2	-	-
Jussi Jokinen	3	1	2	3	-	-	-
Matt Niskanen	3	-	3	3	-	-	-
Brandon Sutter	3	1	-	1	-	-	-
Simon Despres	1	-	1	1	2	-	-
Evgeni Malkin	2	-	1	1	-	-	-
Pascal Dupuis	3	-	1	1	2	-	-
Kris Letang	3	-	1	1	2	-	-
Brooks Orpik	3	-	1	1	-	-	-
Robert Bortuzzo	1	-	-	-	5	-	-
Chris Conner	1	-	-	-	2	-	-
Matt D'Agostini	1	-	-	-	-	-	-
Brian Gibbons	1	-	-	-	-	-	-
Tanner Glass	1	-	-	-	-	-	-
Dustin Jeffrey	1	-	-	-	-	-	-
Chuck Kobasew	1	-	-	-	-	-	-
Paul Martin	2	-	-	-	-	-	-
Jayson Megna	2	-	-	-	-	-	-
Zach Sill	2	-	-	-	-	-	-
Craig Adams	3	-	-	-	-	-	-
Deryk Engelland	3	-	-	-	5	-	-
Olli Maatta	3	-	-	-	-	-	-
Joe Vitale	3	-	-	-	-	-	-

Bruins	GP	MINS	W-L-O	GA	GAA	SV%
Tuukka Rask	3	179	2-1-0	8	2.68	.913

By Period	1	2	3	OT	Total
Goals	3	0	5	1	9
Shots	17	26	23	2	68

Power Play: 16.7% (1/6)
Penalty Kill: 70.0% (7/10)

Penguins	GP	MINS	W-L-O	GA	GAA	SV%
Marc-Andre Fleury	3	179	1-1-1	9	3.02	.868

By Period	1	2	3	OT	Total
Goals	2	2	4	0	8
Shots	36	26	30	0	92

Power Play: 30.0% (3/10)
Penalty Kill: 83.3% (5/6)

BRUINS vs. BLUES

At Boston

Nov. 21: StL 3 at Bos 2 (SO: Roy)

Bruins	GP	G	A	PTS	PIM	PP	SH
Torey Krug	2	-	2	2	2	-	-
Gregory Campbell	2	1	-	1	-	-	-
David Krejci	2	1	-	1	-	-	-
Brad Marchand	2	1	-	1	-	-	-
Carl Söderberg	2	1	-	1	-	-	-
Johnny Boychuk	2	-	1	1	4	-	-
Jarome Iginla	2	-	1	1	-	-	-
Chris Kelly	2	-	1	1	2	-	-
Milan Lucic	2	-	1	1	-	-	-
Daniel Paille	2	-	1	1	-	-	-
Reilly Smith	2	-	1	1	-	-	-
Zdeno Chara	1	-	-	-	-	-	-
David Warsofsky	1	-	-	-	-	-	-
Matt Bartkowski	2	-	-	-	4	-	-
Patrice Bergeron	2	-	-	-	-	-	-
Loui Eriksson	2	-	-	-	-	-	-
Dougie Hamilton	2	-	-	-	-	-	-
Kevan Miller	2	-	-	-	-	-	-
Shawn Thornton	2	-	-	-	-	-	-

Bruins	GP	MINS	W-L-O	GA	GAA	SV%
Tuukka Rask	2	128	0-0-2	5	2.34	.906

By Period	1	2	3	OT	Total
Goals	1	1	2	0	4
Shots	21	21	22	5	69

Power Play: 0.0% (0/5)
Penalty Kill: 100.0% (4/4)

At St. Louis

Feb. 6: Bos 2 at StL 3 (OT: Oshie)

Blues	GP	G	A	PTS	PIM	PP	SH
Jaden Schwartz	2	2	1	3	-	-	-
David Backes	2	1	-	1	-	-	-
T. J. Oshie	2	1	-	1	4	-	-
Alexander Steen	2	1	-	1	-	-	-
Dmitrij Jaskin	1	-	1	1	-	-	-
Jay Bouwmeester	2	-	1	1	4	-	-
Barret Jackman	2	-	1	1	2	-	-
Alex Pietrangelo	2	-	1	1	-	-	-
Derek Roy	2	-	1	1	-	-	-
Kevin Shattenkirk	2	-	1	1	2	-	-
Patrik Berglund	1	-	-	-	-	-	-
Ian Cole	1	-	-	-	-	-	-
Jordan Leopold	1	-	-	-	-	-	-
Vladimir Sobotka	1	-	-	-	-	-	-
Vladimir Tarasenko	1	-	-	-	-	-	-
Maxim Lapierre	2	-	-	-	-	-	-
Brenden Morrow	2	-	-	-	-	-	-
Magnus Paajarvi	2	-	-	-	-	-	-
Roman Polak	2	-	-	-	2	-	-
Ryan Reaves	2	-	-	-	-	-	-
Chris Stewart	2	-	-	-	-	-	-

Blues	GP	MINS	W-L-O	GA	GAA	SV%
Jaroslav Halak	2	128	2-0-0	4	1.88	.942

By Period	1	2	3	OT	Total
Goals	2	2	0	1	5
Shots	17	20	13	3	53

Power Play: 0.0% (0/4)
Penalty Kill: 100.0% (5/5)

BRUINS vs. SHARKS

At Boston

Oct. 24: SJ 1 at Bos 2 (GW: Krejci)

Bruins	GP	G	A	PTS	PIM	PP	SH
David Krejci	2	1	1	2	-	-	-
Jarome Iginla	2	1	-	1	2	-	-
Carl Söderberg	2	1	-	1	2	-	-
Loui Eriksson	1	-	1	1	-	-	-
Dennis Seidenberg	1	-	1	1	-	-	-
Ryan Spooner	1	-	1	1	-	-	-
Milan Lucic	2	-	1	1	-	-	-
Adam McQuaid	2	-	1	1	-	-	-
Matt Bartkowski	1	-	-	-	-	-	-
Johnny Boychuk	1	-	-	-	-	-	-
Jordan Caron	1	-	-	-	-	-	-
Chris Kelly	1	-	-	-	-	-	-
Kevan Miller	1	-	-	-	5	-	-
Patrice Bergeron	2	-	-	-	-	-	-
Gregory Campbell	2	-	-	-	-	-	-
Zdeno Chara	2	-	-	-	-	-	-
Dougie Hamilton	2	-	-	-	-	-	-
Torey Krug	2	-	-	-	-	-	-
Brad Marchand	2	-	-	-	-	-	-
Daniel Paille	2	-	-	-	-	-	-
Reilly Smith	2	-	-	-	-	-	-
Shawn Thornton	2	-	-	-	-	-	-

Bruins	GP	MINS	W-L-O	GA	GAA	SV%
Tuukka Rask	2	120	2-0-0	1	0.50	.985

By Period	1	2	3	OT	Total
Goals	0	1	2	-	3
Shots	12	14	13	-	39

Power Play: 0.0% (0/4)
Penalty Kill: 100.0% (2/2)

At San Jose

Jan. 11: Bos 1 at SJ 0 (GW: Söderberg)

Sharks	GP	G	A	PTS	PIM	PP	SH
Patrick Marleau	2	1	-	1	2	-	-
Marc-Edouard Vlasic	2	-	1	1	-	-	-
Dan Boyle	1	-	-	-	-	-	-
Brent Burns	1	-	-	-	-	-	-
Logan Couture	1	-	-	-	-	-	-
Freddie Hamilton	1	-	-	-	-	-	-
Eriah Hayes	1	-	-	-	-	-	-
Tomas Hertl	1	-	-	-	-	-	-
Matt Irwin	1	-	-	-	-	-	-
Bracken Kearns	1	-	-	-	-	-	-
Justin Braun	2	-	-	-	-	-	-
Mike Brown	2	-	-	-	5	-	-
Jason Demers	2	-	-	-	2	-	-
Andrew Desjardins	2	-	-	-	-	-	-
Scott Hannan	2	-	-	-	2	-	-
Tyler Kennedy	2	-	-	-	-	-	-
John McCarthy	2	-	-	-	-	-	-
Matt Nieto	2	-	-	-	-	-	-
Joe Pavelski	2	-	-	-	-	-	-
Brad Stuart	2	-	-	-	-	-	-
Joe Thornton	2	-	-	-	2	-	-
Tommy Wingels	2	-	-	-	-	-	-

Sharks	GP	MINS	W-L-O	GA	GAA	SV%
Antti Niemi	2	119	0-2-0	3	1.52	.923

By Period	1	2	3	OT	Total
Goals	0	0	1	-	1
Shots	28	15	22	-	65

Power Play: 0.0% (0/2)
Penalty Kill: 100.0% (4/4)

BRUINS vs. LIGHTNING

At Boston

Oct.	3:	TB	1	at	Bos	3	(GW: Lucic)
Nov.	11:	TB	0	at	Bos	3	(GW: Bergeron)

At Tampa Bay

Oct.	19:	Bos	5	at	TB	0	(GW: Krejci)
Mar.	8:	Bos	4	at	TB	3	(SO: Smith)

Bruins	GP	G	A	PTS	PIM	PP	SH
Patrice Bergeron	4	3	-	3	-	-	1
Chris Kelly	4	2	1	3	2	-	1
Daniel Paille	4	2	1	3	-	-	-
Carl Söderberg	3	1	2	3	-	-	-
David Krejci	4	1	2	3	2	-	-
Milan Lucic	4	1	2	3	-	-	-
Loui Eriksson	4	-	3	3	-	-	-
Johnny Boychuk	4	1	1	2	-	-	-
Jarome Iginla	4	1	1	2	12	-	-
Gregory Campbell	4	-	2	2	9	-	-
Adam McQuaid	2	1	-	1	7	-	-
Shawn Thornton	4	1	-	1	12	-	-
Matt Bartkowski	2	-	1	1	-	-	-
Torey Krug	4	-	1	1	-	-	-
Brad Marchand	4	-	1	1	4	-	-
Reilly Smith	4	-	1	1	2	-	-
Jordan Caron	1	-	-	-	-	-	-
Kevin Miller	1	-	-	-	-	-	-
Dennis Seidenberg	3	-	-	-	2	-	-
Zdeno Chara	4	-	-	-	6	-	-
Dougie Hamilton	4	-	-	-	2	-	-

Lightning	GP	G	A	PTS	PIM	PP	SH
Valtteri Filppula	4	2	-	2	-	-	-
Ondrej Palat	4	1	1	2	-	-	1
Eric Brewer	4	-	2	2	4	-	-
Mark Barberio	2	1	-	1	2	-	-
Ryan Callahan	1	-	1	1	-	-	-
Tom Pyatt	1	-	1	1	-	-	-
Tyler Johnson	4	-	1	1	-	-	-
Alex Killorn	4	-	1	1	-	-	-
J. T. Brown	1	-	-	-	-	-	-
Brett Connolly	1	-	-	-	-	-	-
Michael Kostka	1	-	-	-	-	-	-
Keith Aulie	2	-	-	-	5	-	-
B. J. Crombeen	2	-	-	-	5	-	-
Pierer-Cedric Labrie	2	-	-	-	5	-	-
Radko Gudas	3	-	-	-	14	-	-
Ryan Malone	3	-	-	-	2	-	-
Sami Salo	3	-	-	-	2	-	-
Martin St. Louis	3	-	-	-	-	-	-
Andrej Sustr	3	-	-	-	-	-	-
Matthew Carle	4	-	-	-	4	-	-
Victor Hedman	4	-	-	-	4	-	-
Richard Panik	4	-	-	-	-	-	-
Teddy Purcell	4	-	-	-	2	-	-
Steven Stamkos	4	-	-	-	-	-	-
Nate Thompson	4	-	-	-	5	-	-

Bruins	GP	MINS	W-L-O	GA	GAA	SV%
Tuukka Rask	4	245	4-0-0	4	0.98	.962

Lightning	GP	MINS	W-L-O	GA	GAA	SV%
Anders Lindback	3	142	0-2-0	6	2.54	.891
Ben Bishop	2	101	0-1-1	7	4.17	.857

By Period	1	2	3	OT	Total
Goals	2	8	4	0	14
Shots	33	32	36	4	105

Power Play: 0.0% (0/11)
Penalty Kill: 100.0% (14/14)

By Period	1	2	3	OT	Total
Goals	0	4	0	0	4
Shots	38	31	33	2	104

Power Play: 0.0% (0/14)
Penalty Kill: 100.0% (11/11)

BRUINS vs. MAPLE LEAFS

At Boston

Nov.	9:	Tor	1	at	Bos	3	(GW: Bergeron)
Jan.	14:	Tor	4	at	Bos	3	(GW: van Riemsdyk

At Toronto

Dec.	8:	Bos	5	at	Tor	2	(GW: Miller)
Apr.	3:	Bos	3	at	Tor	4	(OT: Kadri)

Bruins	GP	G	A	PTS	PIM	PP	SH
Patrice Bergeron	4	5	3	8	2	1	-
Brad Marchand	4	2	3	5	-	-	-
Milan Lucic	4	1	2	3	7	-	-
Carl Söderberg	3	1	2	3	4	1	-
David Krejci	4	-	3	3	2	-	-
Reilly Smith	4	-	3	3	-	-	-
Kevan Miller	3	1	1	2	4	-	-
Gregory Campbell	4	1	1	2	-	-	-
Zdeno Chara	4	1	1	2	4	1	-
Jarome Iginla	4	1	1	2	5	-	-
Torey Krug	4	1	1	2	2	1	-
Matt Bartkowski	3	-	1	1	2	-	-
Loui Eriksson	3	-	1	1	-	-	-
Daniel Paille	4	-	1	1	-	-	-
Matt Fraser	1	-	-	-	-	-	-
Jordan Caron	2	-	-	-	-	-	-
Chris Kelly	2	-	-	-	-	-	-
Adam McQuaid	2	-	-	-	7	-	-
Dennis Seidenberg	2	-	-	-	2	-	-
Ryan Spooner	2	-	-	-	2	-	-
Johnny Boychuk	3	-	-	-	2	-	-
Dougie Hamilton	3	-	-	-	2	-	-
Shawn Thornton	3	-	-	-	5	-	-

Maple Leafs	GP	G	A	PTS	PIM	PP	SH
Phil Kessel	4	-	5	5	-	-	-
Tyler Bozak	2	3	1	4	-	1	-
James van Riemsdyk	4	2	1	3	6	-	-
Jake Gardiner	4	1	2	3	-	1	-
Peter Holland	2	1	1	2	-	-	-
Joffrey Lupul	2	1	1	2	-	-	-
Paul Ranger	3	1	1	2	2	-	-
Cody Franson	4	-	2	2	-	-	-
Nazem Kadri	4	1	-	1	2	1	-
Jay McClement	4	1	-	1	2	-	-
Jerry D'Amigo	2	-	1	1	-	-	-
Morgan Reilly	2	-	1	1	-	-	-
David Clarkson	4	-	1	1	12	-	-
Carl Gunnarsson	4	-	1	1	4	-	-
Nikolai Kulemin	4	-	1	1	2	-	-
Dion Phaneuf	4	-	1	1	-	-	-
Dave Bolland	1	-	-	-	-	-	-
Mark Fraser	1	-	-	-	-	-	-
John-Michael Liles	1	-	-	-	-	-	-
Trevor Smith	1	-	-	-	-	-	-
Jerred Smithson	1	-	-	-	-	-	-
Troy Bodie	2	-	-	-	-	-	-
Tim Gleason	2	-	-	-	2	-	-
Carter Ashton	3	-	-	-	2	-	-
Frazer McLaren	3	-	-	-	10	-	-
Mason Raymond	4	-	-	-	-	-	-

Bruins	GP	MINS	W-L-O	GA	GAA	SV%
Tuukka Rask	2	119	1-1-0	5	2.53	.917
Chad Johnson	2	123	1-0-1	6	2.93	.905

Maple Leafs	GP	MINS	W-L-O	GA	GAA	SV%
James Reimer	2	74	1-1-0	3	2.43	.932
Jonathan Bernier	3	166	1-1-0	9	3.26	.915

By Period	1	2	3	OT	Total
Goals	4	3	7	0	14
Shots	50	47	54	1	152

Power Play: 36.4% (4/11)
Penalty Kill: 80.0% (12/15)

By Period	1	2	3	OT	Total
Goals	5	3	2	1	11
Shots	34	51	33	5	123

Power Play: 20.0% (3/15)
Penalty Kill: 63.6% (7/11)

BRUINS vs. CANUCKS

At Boston

Feb. 4: Van 1 at Bos 3 (GW: Iginla)

Bruins	GP	G	A	PTS	PIM	PP	SH
Reilly Smith	2	2	-	2	-	-	-
Jarome Iginla	2	1	1	2	11	1	-
Milan Lucic	2	1	1	2	-	-	-
Johnny Boychuk	2	-	2	2	-	-	-
Daniel Paille	1	1	-	1	-	-	-
Dennis Seidenberg	1	-	1	1	-	-	-
Zdeno Chara	2	-	1	1	-	-	-
David Krejci	2	-	1	1	2	-	-
Jordan Caron	1	-	-	-	-	-	-
Loui Eriksson	1	-	-	-	-	-	-
Matt Fraser	1	-	-	-	-	-	-
Dougie Hamilton	1	-	-	-	-	-	-
Nick Johnson	1	-	-	-	-	-	-
Chris Kelly	1	-	-	-	2	-	-
Ryan Spooner	1	-	-	-	-	-	-
Shawn Thornton	1	-	-	-	-	-	-
Matt Bartkowski	2	-	-	-	-	-	-
Patrice Bergeron	2	-	-	-	-	-	-
Gregory Campbell	2	-	-	-	-	-	-
Torey Krug	2	-	-	-	-	-	-
Brad Marchand	2	-	-	-	-	-	-
Kevan Miller	2	-	-	-	-	-	-
Carl Söderberg	2	-	-	-	-	-	-

Bruins	GP	MINS	W-L-O	GA	GAA	SV%
Tuukka Rask	2	102	1-1-0	5	2.94	.902
Chad Johnson	1	18	0-0-0	2	6.67	.714

By Period	1	2	3	OT	Total
Goals	1	3	1	-	5
Shots	15	25	33	-	73

Power Play: 16.7% (1/6)
Penalty Kill: 75.0% (3/4)

At Vancouver

Dec. 14: Bos 2 at Van 6 (GW: Higgins)

Canucks	GP	G	A	PTS	PIM	PP	SH
Henrik Sedin	2	1	1	2	-	1	-
Daniel Sedin	2	-	2	2	-	-	-
Mike Santorelli	1	-	2	2	-	-	-
Brad Richardson	1	-	2	2	2	-	-
Raphael Diaz	1	1	-	1	-	-	-
Chris Higgins	1	1	-	1	-	-	-
Christopher Tanev	1	1	-	1	-	-	1
Yannick Weber	1	1	-	1	-	-	-
David Booth	2	1	-	1	2	-	-
Jannik Hansen	2	1	-	1	-	-	-
Kevin Bieksa	1	-	1	1	-	-	-
Zack Kassian	2	-	1	1	-	-	-
Ryan Kesler	2	-	1	1	5	-	-
Ryan Stanton	2	-	1	1	2	-	-
Alexandre Burrows	1	-	-	-	-	-	-
Frank Corrado	1	-	-	-	-	-	-
Alexander Edler	1	-	-	-	-	-	-
Dan Hamhuis	1	-	-	-	2	-	-
Kellan Lain	1	-	-	-	-	-	-
Pascal Pelletier	1	-	-	-	-	-	-
Yann Sauve	1	-	-	-	-	-	-
Jordan Schroeder	1	-	-	-	-	-	-
Tom Sestito	1	-	-	-	-	-	-
Dale Weise	1	-	-	-	-	-	-
Jeremy Walsh	1	-	-	-	-	-	-
Zac Dalpe	2	-	-	-	-	-	-
Jason Garrison	2	-	-	-	4	-	-

Canucks	GP	MINS	W-L-O	GA	GAA	SV%
Roberto Luongo	2	118	1-1-0	5	2.54	.932

By Period	1	2	3	OT	Total
Goals	1	3	3	-	7
Shots	18	23	17	-	58

Power Play: 25.0% (1/4)
Penalty Kill: 83.3% (5/6)

BRUINS vs. CAPITALS

At Boston

Mar.	1:	Wsh	4	at	Bos	2	(GW: Ward)
Mar.	6:	Wsh	0	at	Bos	3	(GW: Campbell)

At Washington

Mar.	29:	Bos	4	at	Wsh	2	(GW: Iginla)

Bruins	GP	G	A	PTS	PIM	PP	SH
Patrice Bergeron	3	2	2	4	2	2	-
Carl Söderberg	3	1	3	4	6	1	-
Gregory Campbell	3	2	-	2	-	-	-
Jarome Iginla	3	2	-	2	-	-	-
Loui Eriksson	3	1	1	2	-	-	-
Dougie Hamilton	3	-	2	2	-	-	-
David Krejci	3	-	2	2	-	-	-
Brad Marchand	3	1	-	1	4	-	-
Matt Bartkowski	2	-	1	1	2	-	-
Milan Lucic	3	-	1	1	-	-	-
Kevan Miller	3	-	1	1	-	-	-
Daniel Paille	3	-	1	1	-	-	-
Reilly Smith	3	-	1	1	-	-	-
Shawn Thornton	3	-	1	1	-	-	-
Andrej Meszaros	1	-	-	-	2	-	-
Johnny Boychuk	3	-	-	-	-	-	-
Zdeno Chara	3	-	-	-	-	-	-
Chris Kelly	3	-	-	-	2	-	-
Torey Krug	3	-	-	-	-	-	-

Capitals	GP	G	A	PTS	PIM	PP	SH
Joel Ward	3	1	2	3	-	-	-
Alex Ovechkin	3	2	-	2	2	2	-
Jason Chimera	3	1	1	2	4	-	-
Eric Fehr	3	1	-	1	4	-	-
Evgeny Kuznetsov	1	1	-	1	-	-	-
John Erskine	2	-	1	1	2	-	-
Nicklas Backstrom	3	-	1	1	2	-	-
Troy Brouwer	3	-	1	1	-	-	-
John Carlson	3	-	1	1	-	-	-
Mike Green	3	-	1	1	-	-	-
Marcus Johsnsson	3	-	1	1	-	-	-
Nicolas Deschamps	1	-	-	-	-	-	-
Jack Hillen	1	-	-	-	-	-	-
Brooks Laich	1	-	-	-	-	-	-
Cameron Schilling	1	-	-	-	-	-	-
Ryan Stoa	1	-	-	-	-	-	-
Casey Wellman	1	-	-	-	-	-	-
Patrick Wey	1	-	-	-	-	-	-
Chris Brown	2	-	-	-	-	-	-
Connor Carrick	2	-	-	-	-	-	-
Dmitry Orlov	2	-	-	-	-	-	-
Dustin Penner	2	-	-	-	-	-	-
Karl Alzner	3	-	-	-	-	-	-
Jay Beagle	3	-	-	-	2	-	-
Tom Wilson	3	-	-	-	2	-	-

Bruins	GP	MINS	W-L-O	GA	GAA	SV%
Chad Johnson	1	60	1-0-0	2	2.00	.939
Tuukka Rask	2	118	1-1-0	4	2.03	.915

Capitals	GP	MINS	W-L-O	GA	GAA	SV%
Braden Holtby	3	179	1-2-0	8	2.69	.931

By Period	1	2	3	OT	Total
Goals	0	7	2	-	9
Shots	32	42	43	-	117

Power Play: 33.3% (3/9)
Penalty Kill: 77.8% (7/9)

By Period	1	2	3	OT	Total
Goals	1	3	2	-	6
Shots	26	24	30	-	80

Power Play: 22.2% (2/9)
Penalty Kill: 66/7% (6/9)

BRUINS vs. JETS

At Boston

Jan. 4: Wpg 1 at Bos 4 (GW: Krug)

Bruins	GP	G	A	PTS	PIM	PP	SH
Torey Krug	2	2	1	3	2	-	-
Brad Marchand	2	1	1	2	-	-	-
Daniel Paille	2	1	1	2	2	-	-
Reilly Smith	2	1	1	2	-	-	-
Patrice Bergeron	1	-	1	1	-	-	-
Adam McQuaid	1	-	1	1	5	-	-
Gregory Campbell	2	-	1	1	-	-	-
David Krejci	2	-	1	1	-	-	-
Carl Söderberg	2	-	1	1	-	-	-
Jordan Caron	1	-	-	-	2	-	-
Zdeno Chara	1	-	-	-	7	-	-
Loui Eriksson	1	-	-	-	-	-	-
Justin Florek	1	-	-	-	-	-	-
Matt Fraser	1	-	-	-	5	-	-
Andrej Meszaros	1	-	-	-	-	-	-
Kevan Miller	1	-	-	-	-	-	-
Shawn Thornton	1	-	-	-	-	-	-
Matt Bartkowski	2	-	-	-	-	-	-
Johnny Boychuk	2	-	-	-	-	-	-
Dougie Hamilton	2	-	-	-	2	-	-
Jarome Iginla	2	-	-	-	-	-	-
Milan Lucic	2	-	-	-	-	-	-
Ryan Spooner	2	-	-	-	-	-	-

Bruins	GP	MINS	W-L-O	GA	GAA	SV%
Chad Johnson	1	65	0-0-1	1	0.92	.973
Tuukka Rask	1	60	1-0-0	1	1.00	.973

By Period	1	2	3	OT	Total
Goals	2	2	1	0	5
Shots	16	27	17	2	62

Power Play: 0.0% (0/6)
Penalty Kill: 10.0% (4/4)

At Winnipeg

Apr. 10: Bos 1 at Wpg 2 (SO: Little)

Jets	GP	G	A	PTS	PIM	PP	SH
Dustin Byfuglien	1	1	-	1	-	-	-
Evander Kane	2	1	-	1	-	-	-
Tobias Enstrom	2	-	1	1	2	-	-
Blake Wheeler	2	-	1	1	-	-	-
Zach Bogosian	1	-	-	-	-	-	-
Patrice Cormier	1	-	-	-	-	-	-
Keaton Ellerby	1	-	-	-	-	-	-
Matt Halischuk	1	-	-	-	-	-	-
Carl Klingberg	1	-	-	-	-	-	-
Andrew Ladd	1	-	-	-	-	-	-
Eric O'Dell	1	-	-	-	-	-	-
Adam Pardy	1	-	-	-	2	-	-
Paul Postma	1	-	-	-	-	-	-
Zach Redmond	1	-	-	-	-	-	-
Mark Scheifele	1	-	-	-	-	-	-
Devin Setoguchi	1	-	-	-	-	-	-
Jim Slater	1	-	-	-	-	-	-
Chris Thorburn	1	-	-	-	5	-	-
James Wright	1	-	-	-	5	-	-
Michael Frolik	2	-	-	-	-	-	-
Olli Jokinen	2	-	-	-	4	-	-
Bryan Little	2	-	-	-	-	-	-
Anthony Peluso	2	-	-	-	-	-	-
Mark Stuart	2	-	-	-	7	-	-
Eric Tangradi	2	-	-	-	2	-	-
Jacob Trouba	2	-	-	-	2	-	-

Jets	GP	MINS	W-L-O	GA	GAA	SV%
Michael Hutchinson	1	65	1-0-0	1	0.92	.970
Ondrej Pavelec	1	60	0-1-0	4	4.00	.862

By Period	1	2	3	OT	Total
Goals	1	0	1	0	2
Shots	21	27	24	2	74

Power Play: 0.0% (0/4)
Penalty Kill: 100.0% (6/6)

BRUINS vs. RED WINGS, ROUND ONE

At Boston

Apr.	18:	Det	1	at	Bos	0	(GW: Datsyuk)
Apr.	20:	Det	1	at	Bos	4	(GW: Smith)
Apr.	26:	Det	2	at	Bos	4	(GW: Lucic)

At Detroit

Apr.	22:	Bos	3	at	Det	2	(OT: Iginla)
Apr.	24:	Bos	3	at	Det	0	(GW: Hamilton)

Bruins	GP	G	A	PTS	PIM	PP	SH
Patrice Bergeron	5	1	4	5	2	-	-
Torey Krug	5	1	4	5	2	1	-
Milan Lucic	5	3	1	4	2	-	-
Jarome Iginla	5	2	2	4	-	-	-
Dougie Hamilton	5	1	3	4	6	1	-
Zdeno Chara	5	2	-	2	4	2	-
Loui Eriksson	5	1	1	2	4	1	-
Reilly Smith	5	1	1	2	-	1	-
David Krejci	5	-	2	2	2	-	-
Jordan Caron	5	1	-	1	2	-	-
Justin Florek	5	1	-	1	4	-	-
Kevan Miller	4	-	1	1	6	-	-
Carl Söderberg	5	-	1	1	-	-	-
Shawn Thornton	5	-	1	1	4	-	-
Corey Potter	1	-	-	-	-	-	-
Andrej Meszaros	2	-	-	-	-	-	-
Matt Bartkowski	3	-	-	-	-	-	-
Johnny Boychuk	5	-	-	-	-	-	-
Gregory Campbell	5	-	-	-	2	-	-
Brad Marchand	5	-	-	-	8	-	-

Red Wings	GP	G	A	PTS	PIM	PP	SH
Pavel Datsyuk	5	3	2	5	-	1	-
Henrik Zetterberg	2	1	1	2	-	-	-
Niklas Kronwall	5	1	1	2	-	1	-
Justin Abdelkader	5	-	2	2	6	-	-
Johan Franzen	5	-	2	2	2	-	-
Luke Glendening	5	1	-	1	-	-	-
Darren Helm	5	-	1	1	-	-	-
Drew Miller	5	-	1	1	-	-	-
Joakim Andersson	1	-	-	-	-	-	-
Todd Bertuzzi	1	-	-	-	2	-	-
Xavier Ouellet	1	-	-	-	-	-	-
Daniel Alfredsson	3	-	-	-	2	-	-
Tomas Jurco	3	-	-	-	-	-	-
Jakub Kindl	4	-	-	-	2	-	-
Danny DeKeyser	5	-	-	-	6	-	-
Brian Lashoff	5	-	-	-	-	-	-
David Legwand	5	-	-	-	-	-	-
Gustav Nyquist	5	-	-	-	-	-	-
Kyle Quincey	5	-	-	-	2	-	-
Riley Sheahan	5	-	-	-	-	-	-
Brendan Smith	5	-	-	-	8	-	-
Tomas Tatar	5	-	-	-	8	-	-

Bruins	GP	MINS	W-L	GA	GAA	SV%
Tuukka Rask	5	311	4-1	6	1.16	.961

Red Wings	GP	MINS	W-L	GA	GAA	SV%
Jimmy Howard	3	178	1-2	6	2.02	.931
Jonas Gustavsson	2	133	0-2	6	2.72	.917

By Period	1	2	3	OT	Total
Goals	5	3	5	1	14
Shots	54	50	45	12	161

Power Play: 37.5% (6/16)
Penalty Kill: 90.0% (18/20)

By Period	1	2	3	OT	Total
Goals	1	3	2	0	6
Shots	48	49	52	3	152

Power Play: 10.0% (2/20)
Penalty Kill: 62.5% (10/16)

BRUINS vs. CANADIENS, ROUND TWO

At Boston

May	1:	Mtl	4	at	Bos	3	(2OT: Subban)
May	3:	Mtl	3	at	Bos	5	(GW: Smith)
May	10:	Mtl	2	at	Bos	4	(GW: Iginla)
May	14:	Mtl	3	at	Bos	1	(GW: Pacioretty)

At Montreal

May	6:	Bos	2	at	Mtl	4	(GW: Weise)
May	8:	Bos	1	at	Mtl	0	(OT: Fraser)
May	12:	Bos	0	at	Mtl	4	(GW: Eller)

Bruins	GP	G	A	PTS	PIM	PP	SH
Torey Krug	7	1	4	5	4	-	-
Carl Söderberg	7	1	4	5	2	-	-
Brad Marchand	7	-	5	5	10	-	-
Patrice Bergeron	7	2	2	4	2	-	-
Jarome Iginla	7	3	-	3	12	2	-
Reilly Smith	7	3	-	3	-	1	-
Loui Eriksson	7	1	2	3	-	-	-
Dougie Hamilton	7	1	2	3	8	-	-
Milan Lucic	7	1	2	3	2	-	-
Matt Fraser	4	1	1	2	-	-	-
Johnny Boychuk	7	1	1	2	2	-	-
Andrej Meszaros	2	-	2	2	2	-	-
Zdeno Chara	7	-	2	2	10	-	-
David Krejci	7	-	2	2	2	-	-
Daniel Paille	7	1	-	1	2	-	-
Matt Bartkowski	5	-	1	1	10	-	-
Kevan Miller	7	-	1	1	2	-	-
Justin Florek	1	-	-	-	-	-	-
Jordan Caron	2	-	-	-	2	-	-
Gregory Campbell	7	-	-	-	2	-	-
Shawn Thornton	7	-	-	-	-	-	-

Canadiens	GP	G	A	PTS	PIM	PP	SH
P. K. Subban	7	4	3	7	12	3	-
Thomas Vanek	7	4	1	5	-	3	-
Max Pacioretty	7	2	3	5	6	-	-
Andrei Markov	7	-	5	5	2	-	-
Lars Eller	7	2	2	4	8	-	-
Daniel Briere	6	1	3	4	-	1	-
Brendan Gallagher	7	1	3	4	2	1	-
Tomas Plekanec	7	1	3	4	6	-	-
Dale Weise	7	2	1	3	2	-	-
Mike Weaver	7	1	2	3	14	-	-
David Desharnais	7	-	3	3	2	-	-
Rene Bourque	7	1	1	2	2	-	-
Nathan Beaulieu	2	-	2	2	-	-	-
Francis Bouillon	2	1	-	1	-	-	-
Brandon Prust	5	-	1	1	2	-	-
Brian Gionta	7	-	1	1	-	-	-
Douglas Murray	3	-	-	-	-	-	-
Travis Moen	4	-	-	-	-	-	-
Michael Bournival	6	-	-	-	-	-	-
Alexei Emelin	7	-	-	-	2	-	-
Josh Gorges	7	-	-	-	2	-	-

Bruins	GP	MINS	W-L	GA	GAA	SV%
Tuukka Rask	7	441	3-4	19	2.58	.903

By Period	1	2	3	OT	Total
Goals	2	4	9	1	16
Shots	73	82	62	18	235

Power Play: 16.7% (3/18)
Penalty Kill: 68.0% (17/25)

Canadiens	GP	MINS	W-L	GA	GAA	SV%
Carey Price	7	441	4-3	15	2.04	.936

By Period	1	2	3	OT	Total
Goals	5	8	6	1	20
Shots	62	74	51	10	197

Power Play: 32.0% (8/25)
Penalty Kill: 83.3% (15/18)

2013-14 NHL FINAL STANDINGS

EASTERN CONFERENCE

Atlantic	GP	W	L	O	PTS	GF	GA
Boston	**82**	**54**	**19**	**9**	**117**	**261**	**177**
Tampa Bay	82	46	27	9	101	240	215
Montreal	82	46	28	8	100	215	204
Detroit	82	39	28	15	93	222	230
Ottawa	82	37	31	14	88	236	265
Toronto	82	38	36	8	84	231	256
Florida	82	29	45	8	66	196	268
Buffalo	82	21	51	10	52	157	248

Metropolitan	GP	W	L	O	PTS	GF	GA
Pittsburgh	82	51	24	7	109	249	207
NY Rangers	82	45	31	6	96	218	193
Philadelphia	82	42	30	10	94	236	235
Columbus	82	43	32	7	93	231	216
Washington	82	38	30	14	90	235	240
New Jersey	82	35	29	18	88	197	208
Carolina	82	36	35	11	83	207	230
NY Islanders	82	34	37	11	79	225	267

WESTERN CONFERENCE

Central	GP	W	L	O	PTS	GF	GA
Colorado	82	52	22	8	112	250	220
St. Louis	82	52	23	7	111	248	191
Chicago	82	46	21	15	107	267	220
Minnesota	82	43	27	12	98	207	206
Dallas	82	40	31	11	91	235	228
Nashville	82	38	32	12	88	216	242
Winnipeg	82	37	35	10	84	227	237

Pacific	GP	W	L	O	PTS	GF	GA
Anaheim	82	54	20	8	116	266	209
San Jose	82	51	22	9	111	249	200
Los Angeles	82	46	28	8	100	206	174
Phoenix	82	37	30	15	89	216	231
Vancouver	82	36	35	11	83	196	223
Calgary	82	35	40	7	77	209	241
Edmonton	82	29	44	9	67	203	270

2013-14 NHL SCORING LEADERS

Player	Team	G	A	PTS
Sidney Crosby	Pittsburgh	36	68	104
Ryan Getzlaf	Anaheim	31	56	87
Claude Giroux	Philadelphia	28	58	86
Tyler Seguin	Dallas	37	47	84
Corey Perry	Anaheim	43	39	82
Phil Kessel	Toronto	37	43	80
Taylor Hall	Edmonton	27	53	80
Alex Ovechkin	Washington	51	28	79
Joe Pavelski	San Jose	41	38	79
Jamie Benn	Dallas	34	45	79

Player	Team	G	A	PTS
Nicklas Backstrom	Washington	18	61	79
Patrick Sharp	Chicago	34	44	78
Joe Thornton	San Jose	11	65	76
Erik Karlsson	Ottawa	20	54	74
Evgeni Malkin	Pittsburgh	23	49	72
Patrick Marleau	San Jose	33	37	70
Anze Kopitar	Los Angeles	29	41	70
Matt Duchene	Colorado	23	47	70
Martin St. Louis	NY Rangers	30	39	69
Patrick Kane	Chicago	29	40	69

2013-14 NHL CATEGORY LEADERS

GOALS

Player	Team	G
Alex Ovechkin	Wsh	51
Corey Perry	Ana	43
Joe Pavelski	SJ	41
Max Pacioretty	Mtl	39
Phil Kessel	Tor	37
Tyler Seguin	Dal	37

ASSISTS

Player	Team	A
Sidney Crosby	Pit	68
Joe Thornton	SJ	65
Nicklas Backstrom	Wsh	61
Claude Giroux	Phi	58
Ryan Getzlaf	Ana	56

GOALTENDER WINS

Player	Team	W
Semyon Varlamov	Col	41
Antii Niemi	SJ	39
Marc-Andre Fleury	Pit	39
Ben Bishop	TB	37
Tuukka Rask	**Bos**	**36**

GOALTENDER GAA

Player	Team	GAA
Josh Harding	Min	1.65
Brian Elliott	StL	1.96
Cory Schneider	NJ	1.97
Tuukka Rask	**Bos**	**2.04**
Jonathan Quick	LA	2.07

DEFENSEMAN POINTS

Player	Team	Pts
Erik Karlsson	Ott	74
Duncan Keith	Chi	61
Shea Weber	Nsh	56
Dustin Byfuglien	Wpg	56
Victor Hedman	TB	55

ROOKIE POINTS

Player	Team	Pts
Nathan MacKinnon	Col	63
Ondrej Palat	TB	59
Tyler Johnson	TB	50
Torey Krug	**Bos**	**40**
Nick Bjugstad	Fla	22

2014 STANLEY CUP TRAIL

EASTERN CONFERENCE ROUND ONE SERIES

Team		vs	Team		GF	GA
Boston	4	vs	Detroit	2	14	6
Montreal	4	vs	Tampa Bay	0	16	10
Pittsburgh	4	vs	Columbus	2	21	18
NY Rangers	4	vs	Philadelphia	3	19	16

EASTERN CONFERENCE ROUND TWO SERIES

Team		vs	Team		GF	GA
Montreal	4	vs	**Boston**	**3**	20	16
NY Rangers	4	vs	Pittsburgh	3	15	14

EASTERN CONFERENCE CHAMPIONSHIP SERIES

Team		vs	Team		GF	GA
NY Rangers	4	vs	Montreal	2	20	15

WESTERN CONFERENCE ROUND ONE SERIES

Team		vs	Team		GF	GA
Minnesota	4	vs	Colorado	3	22	20
Chicago	4	vs	St. Louis	2	20	14
Anaheim	4	vs	Dallas	2	20	18
Los Angeles	4	vs	San Jose	3	26	22

WESTERN CONFERENCE ROUND TWO SERIES

Team		vs	Team		GF	GA
Chicago	4	vs	Minnesota	2	15	13
Los Angeles	4	vs	Anaheim	3	19	15

WESTERN CONFERENCE CHAMPIONSHIP SERIES

Team		vs	Team		GF	GA
Los Angeles	4	vs	Chicago	3	28	23

STANLEY CUP CHAMPIONSHIP SERIES

Team		vs	Team		GF	GA
Los Angeles	4	vs	NY Rangers	1	15	10

2014 PLAYOFF SCORING & CATEGORY LEADERS

PLAYOFF SCORING LEADERS

Player	Team	GP	G	A	PTS
Anze Kopitar	Los Angeles	26	5	21	26
Jeff Carter	Los Angeles	26	10	15	25
Justin Williams	Los Angeles	26	9	16	25
Marian Gaborik	Los Angeles	26	14	8	22
Patrick Kane	Chicago	19	8	12	20
Drew Doughty	Los Angeles	26	5	13	18
Jonathan Toews	Chicago	19	9	8	17
Ryan McDonagh	NY Rangers	25	4	13	17
Brandon Saad	Chicago	19	6	10	16
Martin St. Louis	NY Rangers	25	8	7	15
Derek Stepan	NY Rangers	24	5	10	15
Ryan Getzlaf	Anaheim	12	4	11	15
Brent Seabrook	Chicago	16	3	12	15

NHL PLAYOFF CATEGORY LEADERS

Goals: 14; Marian Gaborik, Los Angeles
Assists: 21; Anze Kopitar, Los Angeles
Power Play Goals: 4; Jeff Carter, Los Angeles and P. K. Subban, Montreal
Game-Winning Goals: 4; Jonathan Toews and Patrick Kane, Chicago
Plus/Minus: +13; Justin Williams, Los Angeles
Goaltender Goals Against Average: 1.99; Tuukka Rask, Boston
Goaltender Save Percentage: .928; Tuukka Rask, Boston
Defenseman Scoring: 5-13=18; Drew Doughty, Los Angeles
Rookie Scoring: 7-7=14; Tyler Toffoli, Los Angeles

2013-14 NHL TROPHY WINNERS

SIDNEY CROSBY
Pittsburgh Penguins

HART MEMORIAL TROPHY
"To the player adjudged to be the most valuable to his team."

SIDNEY CROSBY
Pittsburgh Penguins

ART ROSS TROPHY
"To the player who leads the league in scoring points at the end of the regular season."

DUNCAN KEITH
Chicago Blackhawks

JAMES NORRIS MEMORIAL TROPHY
"To the defense player who demonstrates throughout the season the greatest all-around ability at the position."

NATHAN MacKINNON
Colorado Avalanche

CALDER MEMORIAL TROPHY
"To the player selected as the most proficient in his first year of competition in the NHL."

TUUKKA RASK
Boston Bruins

VEZINA TROPHY
"To the goalkeeper adjudged to be the best at his position."

ALEXANDER OVECHKIN
Washington Capitals

MAURICE RICHARD TROPHY
"To the player(s) who lead the league in goals scored at the end of the regular season."

ANDREW FERENCE
Edmonton Oilers

KING CLANCY MEMORIAL TROPHY
"To the player who best exemplifies leadership qualities on and off the ice."

JUSTIN WILLIAMS
Los Angeles Kings

CONN SMYTHE TROPHY
"To the most valuable player for his team in the playoffs."

RYAN O'REILLY
Colorado Avalanche

LADY BYNG MEMORIAL TROPHY
"To the player who exhibits sportsmanship and gentlemanly conduct with playing ability."

PATRICE BERGERON
Boston Bruins

FRANK J. SELKE TROPHY
"To the forward who best excels in the defensive aspects of the game."

PATRICK ROY
Colorado Avalanche

JACK ADAMS AWARD
"To the NHL coach adjudged to have contributed the most to his team's success."

DOMINIC MOORE
New York Rangers

BILL MASTERTON MEMORIAL TROPHY
"To the player who exemplifies sportsmanship, perseverance & dedication to hockey."

JONATHAN QUICK
Los Angeles Kings

WILLIAM M. JENNINGS TROPHY
"To the goalkeeper(s) having played a minimum of 25 games for the team with the fewest goals scored against it."

PATRICE BERGERON
Boston Bruins

NHL FOUNDATION AWARD
"To the player who applies the core values of hockey - commitment, perseverance and teamwork - to enrich the lives of people in his community."

CHEERING FOR THE BRUINS NONSTOP.

Wishing the B's good luck this season. jetblue.com

jetBlue®

OFFICIAL AIRLINE

© 2014 JetBlue Airways Corporati All rights reserve

REGULAR SEASON RECORDS

YEAR-BY-YEAR RECORDS

Season	W	L	T	OT	PTS	GF	GA	Division Finish	Overall Finish
1924-25	6	24	0	-	12	49	119	6th	6th
1925-26	17	15	4	-	38	92	85	4th	4th
1926-27	21	20	3	-	45	97	89	2nd	4th
1927-28	20	13	11	-	51	77	70	1st	3rd
1928-29*	26	13	5	-	57	89	52	1st	2nd
1929-30	38	5	1	-	77	179	98	1st	1st
1930-31	28	10	6	-	62	143	90	1st	1st
1931-32	15	21	12	-	42	122	117	4th	7th
1932-33	25	15	8	-	58	124	88	1st	1st
1933-34	18	25	5	-	41	111	130	4th	7th
1934-35	26	16	6	-	58	129	112	1st	2nd
1935-36	22	20	6	-	50	92	83	2nd	4th
1936-37	23	18	7	-	53	120	110	2nd	3rd
1937-38	30	11	7	-	67	142	89	1st	1st
1938-39*	36	10	2	-	74	156	76	1st	1st
1939-40	31	12	5	-	67	170	98	1st	1st
1940-41*	27	8	13	-	67	168	102	1st	1st
1941-42	25	17	6	-	56	160	118	3rd	3rd
1942-43	24	17	9	-	57	195	176	2nd	2nd
1943-44	19	26	5	-	43	223	268	5th	5th
1944-45	16	30	4	-	36	179	219	4th	4th
1945-46	24	18	8	-	56	167	156	2nd	2nd
1946-47	26	23	11	-	63	190	175	3rd	3rd
1947-48	23	24	13	-	59	167	168	3rd	3rd
1948-49	29	23	8	-	66	178	163	2nd	2nd
1949-50	22	32	16	-	60	198	228	5th	5th
1950-51	22	30	18	-	62	178	197	4th	4th
1951-52	25	29	16	-	66	162	176	4th	4th
1952-53	28	29	13	-	69	152	172	3rd	3rd
1953-54	32	28	10	-	74	177	181	4th	4th
1954-55	23	26	21	-	67	169	188	4th	4th
1955-56	23	34	13	-	59	147	185	5th	5th
1956-57	34	24	12	-	80	195	174	3rd	3rd
1957-58	27	28	15	-	69	199	194	4th	4th
1958-59	32	29	9	-	73	205	215	2nd	2nd
1959-60	28	34	8	-	64	220	241	5th	5th
1960-61	15	42	13	-	43	176	254	6th	6th
1961-62	15	47	8	-	38	177	306	6th	6th
1962-63	14	39	17	-	45	198	281	6th	6th
1963-64	18	40	12	-	48	170	212	6th	6th
1964-65	21	43	6	-	48	166	253	6th	6th
1965-66	21	43	6	-	48	174	275	5th	5th
1966-67	17	43	10	-	44	182	253	6th	6th
1967-68	37	27	10	-	84	259	216	3rd	3rd
1968-69	42	18	16	-	100	303	221	2nd	2nd
1969-70*	40	17	19	-	99	277	216	2nd	2nd
1970-71	57	14	7	-	121	399	207	1st	1st
1971-72*	54	13	11	-	119	330	204	1st	1st
1972-73	51	22	5	-	107	330	235	2nd	2nd
1973-74	52	17	9	-	113	349	221	1st	1st
1974-75	40	26	14	-	94	345	245	2nd	4th
1975-76	48	15	17	-	113	313	237	1st	3rd
1976-77	49	23	8	-	106	312	240	1st	3rd
1977-78	51	18	11	-	113	333	218	1st	2nd
1978-79	43	23	14	-	100	316	270	1st	3rd
1979-80	46	21	13	-	105	310	234	2nd	4th
1980-81	37	30	13	-	87	316	272	2nd	8th
1981-82	43	27	10	-	96	323	285	2nd	4th
1982-83	50	20	10	-	110	327	228	1st	1st
1983-84	49	25	6	-	104	336	261	1st	3rd
1984-85	36	34	10	-	82	303	287	4th	12th
1985-86	37	31	12	-	86	311	288	3rd	9th
1986-87	39	34	7	-	85	301	276	3rd	8th
1987-88	44	30	6	-	94	300	251	2nd	4th
1988-89	37	29	14	-	88	289	256	2nd	5th
1989-90	46	25	9	-	101	289	232	1st	1st
1990-91	44	24	12	-	100	299	264	1st	5th
1991-92	36	32	12	-	84	270	275	2nd	9th

YEAR-BY-YEAR RECORDS

Season	W	L	T	OT	PTS	GF	GA	Division Finish	Overall Finish
1992-93	51	26	7	-	109	332	268	1st	2nd
1993-94	42	29	13	-	97	289	252	2nd	7th
1994-95	27	18	3	-	57	150	127	3rd	6th
1995-96	40	31	11	-	91	282	269	2nd	8th
1996-97	26	47	9	-	61	234	300	6th	26th
1997-98	39	30	13	-	91	221	194	2nd	9th
1998-99	39	30	13	-	91	214	181	3rd	8th
1999-2000	24	33	19	6	73	210	248	5th	24th
2000-01	36	30	8	8	88	227	249	4th	18th
2001-02	43	24	6	9	101	236	201	1st	2nd
2002-03	36	31	11	4	87	245	237	3rd	15th
2003-04	41	19	15	7	104	209	188	1st	4th
2004-05	--	--	--	-	--	--	--	--	--
2005-06	29	37	-	16	74	230	266	5th	26th
2006-07	35	41	-	6	76	219	289	5th	23rd
2007-08	41	29	-	12	94	212	222	3rd	15th
2008-09	53	19	-	10	116	274	196	1st	2nd
2009-10	39	30	-	13	91	206	200	3rd	14th
2010-11*	46	25	-	11	103	246	195	1st	7th
2011-12	49	29	-	4	102	269	202	1st	7th
2012-13	28	14	-	6	62	131	109	2nd	5th
2013-14	54	19	-	9	117	261	177	1st	1st
	2,938	**1,240**	**791**	**121**	**6,788**	**19,501**	**17,745**		

* - won Stanley Cup

YEAR-BY-YEAR HOME & ROAD RECORDS

HOME

Season	W	L	T	OT	PTS	GF	GA
1924-25	3	12	0	-	6	22	57
1925-26	10	7	1	-	21	40	34
1926-27	15	7	0	-	30	58	34
1927-28	13	4	5	-	31	44	28
1928-29	15	6	1	-	31	51	24
1929-30	21	1	0	-	42	98	41
1930-31	16	1	5	-	37	81	38
1931-32	11	10	3	-	25	80	64
1932-33	19	2	3	-	41	81	35
1933-34	11	11	2	-	24	53	51
1934-35	17	7	0	-	34	75	56
1935-36	15	8	1	-	31	47	32
1936-37	9	11	4	-	22	61	63
1937-38	18	3	3	-	39	78	36
1938-39	20	2	2	-	42	91	39
1939-40	20	3	1	-	41	110	42
1940-41	15	4	5	-	35	92	53
1941-42	17	4	3	-	37	97	48
1942-43	17	3	5	-	39	121	85
1943-44	15	8	2	-	32	120	112
1944-45	11	12	2	-	24	100	93
1945-46	11	5	4	-	26	97	68
1946-47	18	7	5	-	41	112	74
1947-48	12	8	10	-	34	85	80
1948-49	18	10	2	-	38	102	69
1949-50	15	12	8	-	38	112	98
1950-51	13	12	10	-	36	102	85
1951-52	15	12	8	-	38	84	77
1952-53	19	10	6	-	44	98	76
1953-54	22	8	5	-	49	99	68
1954-55	16	10	9	-	41	109	83

ROAD

Season	W	L	T	OT	PTS	GF	GA
1924-25	3	12	0	-	6	27	62
1925-26	7	8	3	-	17	52	51
1926-27	6	13	3	-	15	39	55
1927-28	7	9	6	-	20	33	42
1928-29	11	7	4	-	26	38	28
1929-30	17	4	1	-	35	81	57
1930-31	12	9	1	-	25	62	52
1931-32	4	11	9	-	17	42	53
1932-33	6	13	5	-	17	43	53
1933-34	7	14	3	-	17	58	79
1934-35	9	9	6	-	24	54	56
1935-36	7	12	5	-	19	45	51
1936-37	14	7	3	-	31	59	47
1937-38	12	8	4	-	28	64	53
1938-39	16	8	0	-	32	65	37
1939-40	11	9	4	-	26	60	56
1940-41	12	4	8	-	32	76	49
1941-42	8	13	3	-	19	63	70
1942-43	7	14	4	-	18	74	91
1943-44	4	18	3	-	11	103	156
1944-45	5	18	2	-	12	79	126
1945-46	13	13	4	-	30	70	88
1946-47	8	16	6	-	22	78	101
1947-48	11	16	3	-	25	82	88
1948-49	11	13	6	-	28	76	94
1949-50	7	20	8	-	22	86	130
1950-51	9	18	8	-	26	76	112
1951-52	10	17	8	-	28	78	99
1952-53	9	19	7	-	25	54	96
1953-54	10	20	5	-	25	78	113
1954-55	7	16	12	-	26	60	105

YEAR-BY-YEAR HOME & ROAD RECORDS

HOME

Season	W	L	T	OT	PTS	GF	GA
1955-56	14	14	7	-	35	83	84
1956-57	20	9	6	-	26	113	81
1957-58	15	14	6	-	36	108	99
1958-59	21	11	3	-	45	108	97
1959-60	21	11	3	-	45	135	102
1960-61	13	17	5	-	31	105	114
1961-62	9	22	4	-	22	91	139
1962-63	7	18	10	-	24	103	130
1963-64	13	15	7	-	33	98	101
1964-65	12	17	6	-	30	89	106
1965-66	15	17	3	-	33	99	119
1966-67	10	21	4	-	24	105	129
1967-68	22	9	6	-	50	150	98
1968-69	29	3	6	-	64	182	98
1969-70	27	3	8	-	62	161	86
1970-71	33	4	2	-	68	214	101
1971-72	28	4	7	-	63	177	84
1972-73	27	10	2	-	56	185	111
1973-74	33	4	2	-	68	193	95
1974-75	29	5	6	-	64	211	101
1975-76	27	5	8	-	62	160	95
1976-77	27	7	6	-	60	169	118
1977-78	29	6	5	-	63	180	94
1978-79	25	10	5	-	55	171	123
1979-80	27	9	4	-	58	172	111
1980-81	26	10	4	-	56	182	124
1981-82	24	12	4	-	52	172	137
1982-83	28	6	6	-	62	172	100
1983-84	25	12	3	-	53	169	133
1984-85	21	15	4	-	46	155	127
1985-86	24	9	7	-	55	155	118
1986-87	25	11	4	-	54	174	132
1987-88	24	13	3	-	51	169	123
1988-89	17	15	8	-	42	141	135
1989-90	23	13	4	-	50	148	119
1990-91	26	9	5	-	57	170	108
1991-92	23	11	6	-	52	148	122
1992-93	29	10	3	-	61	171	128
1993-94	20	14	8	-	48	151	125
1994-95	15	7	2	-	32	82	55
1995-96	22	14	5	-	49	147	138
1996-97	14	20	7	-	35	123	139
1997-98	19	16	6	-	44	108	94
1998-99	22	10	9	-	53	112	79
1999-2000	12	17	11	1	36	99	118
2000-01	21	12	5	3	50	125	115
2001-02	23	11	2	5	53	126	104
2002-03	23	11	5	2	59	139	107
2003-04	18	12	9	2	47	94	99
2004-05	--	--	--	--	--	--	--
2005-06	16	15	-	10	42	115	125
2006-07	18	19	-	4	40	110	142
2007-08	21	16	-	4	46	100	96
2008-09	29	6	-	6	64	153	97
2009-10	18	17	-	6	42	102	103
2010-11	22	13	-	6	50	124	92
2011-12	24	14	-	3	51	135	92
2012-13	16	5	-	3	35	71	51
2013-14	31	7	-	3	65	131	71
	1,729	**887**	**376**	**58**	**3,892**	**10,652**	**8,110**

ROAD

Season	W	L	T	OT	PTS	GF	GA
1955-56	9	20	6	-	24	64	101
1956-57	14	15	6	-	34	82	93
1957-58	12	14	9	-	33	91	95
1958-59	11	18	6	-	28	97	118
1959-60	7	23	5	-	19	85	139
1960-61	2	25	8	-	12	71	140
1961-62	6	25	4	-	16	86	167
1962-63	7	21	7	-	21	95	151
1963-64	5	25	5	-	15	72	111
1964-65	9	26	0	-	18	77	147
1965-66	6	26	3	-	15	75	156
1966-67	7	22	6	-	20	77	124
1967-68	15	18	4	-	34	109	118
1968-69	13	15	10	-	36	121	123
1969-70	13	14	11	-	37	116	130
1970-71	24	10	5	-	53	185	106
1971-72	26	9	4	-	56	153	120
1972-73	24	12	3	-	51	145	124
1973-74	19	13	7	-	45	156	126
1974-75	11	21	8	-	30	134	144
1975-76	21	10	9	-	51	153	142
1976-77	22	16	2	-	46	143	122
1977-78	22	12	6	-	50	153	124
1978-79	18	13	9	-	45	145	147
1979-80	19	12	9	-	47	138	123
1980-81	11	20	9	-	31	134	148
1981-82	19	15	6	-	44	151	148
1982-83	22	14	4	-	48	155	128
1983-84	24	13	3	-	51	167	128
1984-85	15	19	6	-	36	148	160
1985-86	13	22	5	-	31	156	170
1986-87	14	23	3	-	31	127	144
1987-88	20	17	3	-	43	131	128
1988-89	20	14	6	-	46	148	121
1989-90	23	12	5	-	51	141	113
1990-91	18	15	7	-	43	129	156
1991-92	13	21	6	-	32	122	153
1992-93	22	16	4	-	48	161	140
1993-94	22	15	5	-	49	138	127
1994-95	12	11	1	-	25	68	72
1995-96	18	17	6	-	42	135	131
1996-97	12	27	2	-	26	111	161
1997-98	20	14	7	-	47	113	100
1998-99	17	20	4	-	38	102	102
1999-2000	12	16	8	5	37	111	130
2000-01	15	18	3	5	38	102	134
2001-02	20	13	4	4	48	110	97
2002-03	13	20	6	2	34	106	130
2003-04	23	7	6	5	57	115	89
2004-05	--	--	--	--	--	--	--
2005-06	13	22	-	6	32	115	141
2006-07	17	22	-	2	36	109	147
2007-08	20	13	-	8	48	112	126
2008-09	24	13	-	4	52	121	99
2009-10	21	13	-	7	49	104	97
2010-11	24	12	-	5	53	122	103
2011-12	25	15	-	1	51	134	110
2012-13	12	9	-	3	27	60	58
2013-14	23	12	-	6	52	130	106
	1,209	**1,353**	**415**	**63**	**2,896**	**8,849**	**9,635**

YEAR-BY-YEAR CATEGORY LEADERS

Season		Points		Goals		Assists		Penalty Minutes
1924-25	24	Jimmy Herberts	17	Jimmy Herberts	7	Jimmy Herberts	55	Jimmy Herberts
1925-26	31	Carson Cooper	28	Carson Cooper	5	Sprague Cleghorn	70	Lionel Hitchman
		Jimmy Herberts				Jimmy Herberts		
1926-27	31	Frank Fredrickson	18	Frank Fredrickson	13	Frank Fredrickson	130	Eddie Shore
				Harry Oliver				
1927-28	18	Harry Oliver	13	Harry Oliver	6	Eddie Shore	165	EDDIE SHORE
1928-29	23	Harry Oliver	17	Harry Oliver	8	Bill Carson	96	Eddie Shore
1929-30	73	COONEY WEILAND	43	COONEY WEILAND	31	Dutch Gainor	105	Eddie Shore
1930-31	38	Cooney Weiland	25	Cooney Weiland	16	Eddie Shore	105	Eddie Shore
1931-32	39	Dit Clapper	21	Marty Barry	22	Dit Clapper	80	Eddie Shore
1932-33	37	Marty Barry	24	Marty Barry	27	Eddie Shore	102	Eddie Shore
1933-34	39	Marty Barry	27	Marty Barry	17	Nels Stewart	68	Nels Stewart
1934-35	40	Marty Barry	21	Dit Clapper	26	Eddie Shore	80	Babe Siebert
				Nels Stewart				
1935-36	32	Red Beattie	14	Red Beattie	18	Red Beattie	66	Babe Siebert
1936-37	35	Bill Cowley	18	Charlie Sands	22	Bill Cowley	94	Allen Shields
1937-38	39	Bill Cowley	20	Bobby Bauer	22	Bill Cowley	54	Bill Hollett
1938-39	42	Bill Cowley	26	Roy Conacher	34	Bill Cowley	47	Eddie Shore
1939-40	52	MILT SCHMIDT	22	Milt Schmidt	30	Milt Schmidt	55	Jack Shewchuk
				WOODY DUMART				
1940-41	62	BILL COWLEY	24	Roy Conacher	45	Bill Cowley	61	Des Smith
1941-42	37	Roy Conacher	24	Roy Conacher	23	Bill Cowley	70	Des Smith
1942-43	72	Bill Cowley	27	Bill Cowley	45	Bill Cowley	67	Murph Chamberlain
1943-44	82	HERB CAIN	36	Herb Cain	46	Herb Cain	75	Pat Egan
1944-45	65	Bill Cowley	32	Herb Cain	40	Bill Cowley	86	PAT EGAN
1945-46	40	Don Gallinger	22	Woody Dumart	23	Don Gallinger	62	Bep Guidolin
1946-47	62	Milt Schmidt	30	Bobby Bauer	35	Milt Schmidt	89	Pat Egan
1947-48	40	Grant Warwick	23	Grant Warwick	21	Don Gallinger	81	Pat Egan
				Pete Babando				
1948-49	49	Paul Ronty	22	John Peirson	29	Paul Ronty	92	Pat Egan
1949-50	59	Paul Ronty	27	John Peirson	36	Paul Ronty	122	Ferny Flaman
1950-51	61	Milt Schmidt	22	Milt Schmidt	39	Milt Schmidt	119	Bill Ezinicki
1951-52	50	Milt Schmidt	21	Milt Schmidt	30	John Peirson	127	GUS KYLE
		John Peirson						
1952-53	44	Fleming Mackell	27	Fleming Mackell	23	Milt Schmidt	69	Leo Labine
1953-54	47	Fleming Mackell	21	John Peirson	32	Fleming Mackell	81	Bob Armstrong
		Ed Sandford						
1954-55	42	Leo Labine	24	Leo Labine	24	Fleming Mackell	150	FERNY FLAMAN
		Don McKenney						
1955-56	37	Vic Stasiuk	19	Vic Stasiuk	24	Don McKenney	122	Bob Armstrong
1956-57	60	Don McKenney	31	Real Chevrefils	39	Don McKenney	128	Leo Labine
1957-58	66	Bronco Horvath	30	Bronco Horvath	40	Fleming Mackell	72	Fleming Mackell
1958-59	62	Don McKenney	32	Don McKenney	36	John Bucyk	101	Ferny Flaman
1959-60	80	Bronco Horvath	39	BRONCO HORVATH	49	Don McKenney	121	Vic Stasiuk
1960-61	50	Jerry Toppazzini	26	Don McKenney	35	Jerry Toppazzini	95	Jimmy Bartlett
1961-62	60	John Bucyk	22	Don McKenney	40	John Bucyk	116	Ted Green
1962-63	66	John Bucyk	27	John Bucyk	40	Murray Oliver	117	Ted Green
1963-64	69	Murray Oliver	24	Murray Oliver	44	Murray Oliver	145	Ted Green
1964-65	55	John Bucyk	26	John Bucyk	29	John Bucyk	156	Ted Green
1965-66	60	Murray Oliver	27	John Bucyk	42	Murray Oliver	113	Ted Green
1966-67	48	John Bucyk	20	Pit Martin	30	John Bucyk	112	Gilles Marotte
1967-68	84	Phil Esposito	35	Phil Esposito	49	Phil Esposito	150	Don Awrey
1968-69	126	PHIL ESPOSITO	49	Phil Esposito	77	Phil Esposito	146	Derek Sanderson
1969-70	120	BOBBY ORR	43	PHIL ESPOSITO	87	BOBBY ORR	125	Bobby Orr
1970-71	152	PHIL ESPOSITO	76	PHIL ESPOSITO	102	BOBBY ORR	141	Don Awrey
1971-72	133	PHIL ESPOSITO	66	PHIL ESPOSITO	80	Bobby Orr	132	Dallas Smith
1972-73	130	PHIL ESPOSITO	55	PHIL ESPOSITO	75	Phil Esposito	127	Carol Vadnais
1973-74	145	PHIL ESPOSITO	68	PHIL ESPOSITO	90	BOBBY ORR	123	Carol Vadnais
1974-75	135	BOBBY ORR	61	PHIL ESPOSITO	89	Bobby Orr	146	Terry O'Reilly
1975-76	105	Jean Ratelle	36	John Bucyk	59	Jean Ratelle	150	Terry O'Reilly
1976-77	94	Jean Ratelle	38	Peter McNab	61	Jean Ratelle	166	Mike Milbury
1977-78	90	Terry O'Reilly	41	Peter McNab	61	Terry O'Reilly	211	Terry O'Reilly
1978-79	86	Rick Middleton	38	Rick Middleton	51	Terry O'Reilly	205	Terry O'Reilly
1979-80	92	Rick Middleton	40	Rick Middleton	52	Rick Middleton	265	Terry O'Reilly
				Peter McNab				
1980-81	103	Rick Middleton	44	Rick Middleton	59	Rick Middleton	223	Terry O'Reilly
1981-82	94	Rick Middleton	51	Rick Middleton	49	Ray Bourque	213	Terry O'Reilly
1982-83	107	Barry Pederson	49	Rick Middleton	61	Barry Pederson	216	Mike Milbury
1983-84	116	Barry Pederson	47	Rick Middleton	77	Barry Pederson	159	Mike Milbury
1984-85	86	Ray Bourque	33	Charlie Simmer	66	Ray Bourque	263	John Blum
1985-86	84	Keith Crowder	38	Keith Crowder	58	Ken Linseman	207	Nevin Markwart
						Ray Bourque		

Note -- All CAPS indicates player led league in that category

YEAR-BY-YEAR CATEGORY LEADERS

Season	Points		Goals		Assists		Penalty Minutes
1986-87	95	Ray Bourque	36	Cam Neely	72	Ray Bourque	225	Nevin Markwart
1987-88	81	Ray Bourque	42	Cam Neely	64	Ray Bourque	304	Jay Miller
1988-89	75	Cam Neely	37	Cam Neely	46	Craig Janney	218	Lyndon Byers
1989-90	92	Cam Neely	55	Cam Neely	65	Ray Bourque	159	Lyndon Byers
1990-91	94	Ray Bourque	51	Cam Neely	73	Ray Bourque	277	Chris Nilan
1991-92	81	Ray Bourque	39	Vladimir Ruzicka	60	Ray Bourque	147	Steve Leach
1992-93	142	Adam Oates	45	Adam Oates	97	ADAM OATES	191	Brent Hughes
1993-94	112	Adam Oates	50	Cam Neely	80	Adam Oates	152	Glen Featherstone
1994-95	53	Adam Oates	27	Cam Neely	41	Adam Oates	139	Brent Hughes
1995-96	92	Adam Oates	29	Rick Tocchet	67	Adam Oates	181	Rick Tocchet
1996-97	76	Jozef Stumpel	25	Ted Donato	55	Jozef Stumpel	197	Jeff Odgers
1997-98	83	Jason Allison	33	Jason Allison	50	Jason Allison	199	Ken Baumgartner
1998-99	76	Jason Allison	29	Dmitri Khristich	53	Jason Allison	152	Ken Belanger
1999-2000	60	Joe Thornton	23	Joe Thornton	37	Joe Thornton	82	Joe Thornton
2000-01	95	Jason Allison	40	Bill Guerin	59	Jason Allison	229	Andrei Nazarov
2001-02	71	Glen Murray	41	Glen Murray Bill Guerin	50	Jozef Stumpel	174	Sean Brown
2002-03	101	Joe Thornton	44	Glen Murray	65	Joe Thornton	161	Krzyzstof Oliwa
2003-04	73	Joe Thornton	32	Glen Murray	50	Joe Thornton	132	Doug Doull
2004-05	--	--	--	--	--	--	--	--
2005-06	73	Patrice Bergeron	31	Patrice Bergeron	43	Brad Boyes	124	Hal Gill
2006-07	96	Marc Savard	28	Glen Murray	74	Marc Savard	124	Andrew Alberts
2007-08	78	Marc Savard	27	Marco Sturm	63	Marc Savard	114	Zdeno Chara
2008-09	88	Marc Savard	36	Phil Kessel	63	Marc Savard	143	Steve Montador
2009-10	52	Patrice Bergeron David Krejci	22	Marco Sturm	37	Zdeno Chara	141	Shawn Thornton
2010-11	62	Milan Lucic David Krejci	30	MIlan Lucic	49	David Krejci	122	Shawn Thornton
2011-12	67	Tyler Seguin	29	Tyler Seguin	42	Patrice Bergeron	154	Shawn Thornton
2012-13	36	Brad Marchand	18	Brad Marchand	23	David Krejci	75	Milan Lucic
2013-14	69	David Krejci	30	Patrice Bergeron Jarome Iginla	50	David Krejci	91	Milan Lucic

Note -- All CAPS indicates player led league in that category

50-GOAL, 100-POINT SEASONS & LONGEST STREAKS

50-GOAL SCORERS

Goals	Player	Season
76	Phil Esposito	1970-71
68	Phil Esposito	1973-74
66	Phil Esposito	1971-72
61	Phil Esposito	1974-75
55	Phil Esposito	1972-73
55	Cam Neely	1989-90
51	John Bucyk	1970-71
51	Rick Middleton	1981-82
51	Cam Neely	1990-91
50	Ken R. Hodge	1973-74
50	Cam Neely	1993-94

Phil Esposito has more 50-goal (five) and 100-point (six) seasons than any other Bruin in team history.

100-POINT SEASONS

Points	Player	Season
152	Phil Esposito	1970-71
145	Phil Esposito	1973-74
142	Adam Oates	1992-93
139	Bobby Orr	1970-71
135	Bobby Orr	1974-75
133	Phil Esposito	1971-72
130	Phil Esposito	1972-73
127	Phil Esposito	1974-75
126	Phil Esposito	1968-69
122	Bobby Orr	1973-74
120	Bobby Orr	1969-70
117	Bobby Orr	1971-72
116	John Bucyk	1970-71
116	Barry Pederson	1983-84
112	Adam Oates	1993-94
107	Barry Pederson	1982-83
105	Ken R. Hodge	1970-71
105	Ken R. Hodge	1973-74
105	Jean Ratelle	1975-76
105	Rick Middleton	1983-84
103	Rick Middleton	1980-81
102	Joe Juneau	1992-93
101	Bobby Orr	1972-73
101	Joe Thornton	2002-03

LONGEST GOAL STREAKS

Games	Player	Season	Goals
9	Phil Esposito	1970-71	14
8	Cam Neely	1990-91	9
8	Cam Neely	1989-90	9
7	Patrice Bergeron	2013-14	8
7	Geoff Courtnall	1985-86	7
7	Mike O'Connell	1983-84	7
7	Barry Pederson	1981-82	8
7	Ken R. Hodge	1973-74	8
7	John Bucyk	1965-66	7

LONGEST POINT STREAKS

Games	Player	Season	G	A
22	Bronco Horvath	1959-60	17	18
21	Adam Oates	1992-93	9	30
20	Adam Oates	1996-97	7	21
19	Ray Bourque	1987-88	6	21
18	Phil Kessel	2008-09	14	14
17	Ray Bourque	1984-85	4	24
16	Rick Middleton	1983-84	13	13
15	Ken Linseman	1985-86	4	20
15	Bobby Orr	1973-74	8	15
15	Phil Esposito	1973-74	19	15
15	Bobby Orr	1970-71	10	23

BEST & WORSTS

1. Longest Winning Streak

13-14	12		12-0-0	08-09	10		10-0-0	03-04	6		6-0-0-0	29-30	14		14-0-0-0
12-13	6		6-0-0	07-08	6		6-0-0 0	02-03	5		5-0-0-0	70-71	13		13-0-0-0
11-12	10		10-0-0	06-07	4	2x	4-0-0	01-02	6		6-0-0-0	13-14	12		12-0-0-0
10-11	7		7-0-0	05-06	3	2x	3-0-0	00-01	4	2x	4-0-0-0	29-30	11		11-0-0-0
09-10	4	2x	4-0-0	04-05	-		-	99-00	6		6-0-0-0	11-12	10	4x	10-0-0-0

2. Longest Unbeaten Streak

13-14	12		12-0-0	08-09	10		10-0-0	03-04	7		6-0-1-0	40-41	23		15-0-8-0
12-13	6		6-0-0	07-08	6		6-0-0	02-03	8		6-0-2-0	68-69	18		13-0-5-0
11-12	10		10-0-0	06-07	4	2x	4-0-0	01-02	6	2x	6-0-0-0	82-83	17		15-0-2-0
10-11	7		7-0-0	05-06	3	2x	3-0-0	00-01	4		2-0-2-0	77-78	17		15-0-2-0
09-10	4	2x	4-0-0	04-05	-		-	99-00	7		6-0-1-0	29-30	17		16-0-1-0

3. Longest Point Streak (includes overtime loss point)

13-14	16		15-0-1	08-09	10	2x	10-0-0	03-04	12		8-0-2-2	40-41	23		15-0-8 -0
12-13	6	2x	6-0-0	07-08	8		7-0-1	02-03	8		6-0-2-0	68-69	18		13-0-5-0
11-12	15		14-0-1	06-07	5		4-0-1	01-02	6	4x	6-0-0-0	82-83	17		15-0-2-0
10-11	8		7-0-1	05-06	9		4-0-5	00-01	6		5-0-0-1	77-78	17		15-0-2-0
09-10	7		6-0-1	04-05	-		-	99-00	8		3-0-3-2	29-30	17		16-0-1-0

4. Longest Losing Streak

13-14	2	7x	0-0-2	08-09	4		0-2-2	03-04	3	2x	0-3-0-0	24-25	11		0-11-0-0
12-13	4		0-3-1	07-08	6		0-5-1	02-03	5	2x	0-5-0-0	09-10	10		0-6-0-4
11-12	4		0-4-0	06-07	6		0-6-0	01-02	4	2x	0-4-0-0	55-56	8		0-8-0-0
10-11	4		0-2-2	05-06	6	2x	0-5-1	00-01	5		0-3-0-2	96-97	7	4x	0-7-0-0
09-10	10		0-6-4	04-05	-		-	99-00	5		0-4-0-1				

5. Longest Winless Streak

13-14	2	7x	0-0-2	08-09	4		0-2-2	03-04	6		0-4-2-0	61-62	20		0-16-4-0
12-13	4		0-3-1	07-08	6		0-5-1	02-03	9		0-5-3-1	62-63	16		0-10-6-0
11-12	4		0-4-0	06-07	6		0-6-0	01-02	5	2x	0-4-1-0	65-66	12		0-11-1-0
10-11	4		0-2-2	05-06	6	2x	0-5-1	00-01	5	2x	0-4-1-0	63-64	11	3x	0-10-1-0
09-10	10		0-6-4	04-05	-		-	99-00	9		0-5-4-0	09-10	10		0-6-0-4

6. Longest Winning Streak, Home

13-14	8		8-0-0	08-09	14		14-0-0	03-04	4	2x	4-0-0-0	29-30	20		20-0-0-0
12-13	5		5-0-0	07-08	3	5x	3-0-0	02-03	8		8-0-0-0	70-71	19		19-0-0-0
11-12	6		6-0-0	06-07	3		3-0-0	01-02	5		5-0-0-0	75-76	16		16-0-0-0
10-11	3	2x	3-0-0	05-06	2	4x	2-0-0	00-01	5		5-0-0-0	73-74	15		15-0-0-0
09-10	4		4-0-0	04-05	-		-	99-00	6		6-0-0	08-09	14		14-0-0-0

7. Longest Unbeaten Streak, Home

13-14	8		8-0-0	08-09	14		14-0-0	03-04	6		5-0-1-0	70-71	27		26-0-1-0
12-13	5		5-0-0	07-08	3	5x	3-0-0	02-03	8		8-0-0-0	71-72	24		20-0-4-0
11-12	6		6-0-0	06-07	3		3-0-0	01-02	5		5-0-0-0	82-83	23		20-0-3-0
10-11	3	2x	3-0-0	05-06	2	4x	2-0-0	00-01	5		5-0-0-0	73-74	21		19-0-2-0
09-10	4		4-0-0	04-05	-		-	99-00	8		6-0-2-0	75-76	20	3x	16-0-4-0

8. Longest Point Streak, Home (includes overtime loss point)

13-14	15		13-0-2	08-09	14		14-0-0	03-04	6	2x	5-0-1-0	70-71	27		26-0-1-0
12-13	9		8-0-1	07-08	4	2x	3-0-1	02-03	8		8-0-0-0	71-72	24		20-0-4-0
11-12	9		8-0-1	06-07	4		3-0-1	01-02	7		5-0-0-2	82-83	23		20-0-3-0
10-11	5	3x	4-0-1	05-06	8		4-0-4	00-01	5	2x	5-0-0-0	73-74	21		19-0-2-0
09-10	5	2x	4-0-1	04-05	-		-	99-00	8		6-0-2-0	75-76	20	3x	16-0-4-0

9. Longest Losing Streak, Home

13-14	2		0-2-0	08-09	3		0-2-1	03-04	2	3x	0-1-0-1	24-25	11		0-11-0-0
12-13	3		0-2-1	07-08	4		0-4-0	02-03	2	3x	0-1-0-1	09-10	10		0-7-0-3
11-12	2	5x	0-1-1	06-07	5		0-4-1	01-02	3		0-2-0-1	06-07	5	6x	0-4-1-0
10-11	3		0-2-1	05-06	4		0-4-4	00-01	3	2x	0-3-0-0				
09-10	10		0-7-3	04-05	-		-	99-00	5		0-5-0-0				

Notes - In cases of multiple streaks of the same length, record shown is last such streak. Records shown are W-L-T through 1998-99; W-L-T-OL from 1999-00 through 2003-04; and W-L-OL from 2005-06 to present. The 2004-05 season was cancelled due to lockout. All Five Longest records are W-L-T-OL.

10. Longest Winless Streak, Home

13-14	2		0-2-0	08-09	3		0-2-1	03-04	9		0-5-4-0	**Five Longest**			
12-13	3		0-2-1	07-08	4		0-4-0	02-03	4		0-2-1-1	24-25	11		0-11-0-0
11-12	2	5x	0-1-1	06-07	5		0-4-1	01-12	4		02-1-1	09-10	10		0-7-0-3
10-11	3		0-2-1	05-06	4		0-4-0	00-01	5		0-2-2-1	03-04	9	5x	0-5-4-0
09-10	10		0-7-3	04-05	-		-	99-00	9		0-5-4-0				

11. Longest Winning Streak, Road

13-14	9		9-0-0	08-09	7		7-0-0	03-04	6		6-0-0-0	**Five Longest**			
12-13	4	2x	4-0-0	07-08	3	3x	3-0-0	02-03	3		3-0-0-0	13-14	9		9-0-0-0
11-12	6		6-0-0	06-07	4	2x	4-0-0	01-02	7		7-0-0-0	92-93	8		8-0-0-0
10-11	6		6-0-0	05-06	5		5-0-0	00-01	2	4x	2-0-0-0	71-72	8		8-0-0-0
09-10	5		5-0-0	04-05	-		-	99-00	2	4x	2-0-0-0				

12. Longest Unbeaten Streak, Road

13-14	9		9-0-0	08-09	7		7-0-0	03-04	7		6-0-1-0	**Five Longest**			
12-13	4	2x	4-0-0	07-08	3	3x	3-0-0	02-03	6		5-0-1-0	40-41	15		9-0-6-0
11-12	6		6-0-0	06-07	4	2x	4-0-0	01-02	7		7-0-0-0	75-76	14		10-0-4-0
10-11	6		6-0-0	05-06	5		5-0-0	00-01	5		3-0-2-0	68-69	13		6-0-7-0
09-10	5		5-0-0	04-05	-		-	99-00	5		3-0-2-0	13-14	9		9-0-0-0
												73-74	9		7-0-2-0

13. Longest Point Streak, Road (includes overtime loss point)

13-14	16		13-0-3	08-09	7		7-0-0	03-04	11		6-0-3-2	**Five Longest**			
12-13	6		5-0-1	07-08	7		6-0-1	02-03	9		6-0-2-1	13-14	16		13-0-3
11-12	6		6-0-0	06-07	4	2x	4-0-0	01-02	8		7-0-0-1	40-41	15		9-0-6-0
10-11	9		6-0-3	05-06	5		5-0-0	00-01	6		4-0-1-1	75-76	14		10-0-4-0
09-10	6		5-0-1	04-05	-		-	99-00	8		3-0-2-3	68-69	13		6-0-7-0
												03-04	11		6-0-3-2

14. Longest Losing Streak, Road

13-14	5		0-2-3	08-09	5		0-5-0	03-04	3		0-1-0-2	**Five Longest**			
12-13	3	2x	0-2-1	07-08	5		0-2-3	02-03	5		0-5-0-0	64-65	14		0-14-0-0
11-12	4		0-4-0	06-07	7		0-7-0	01-02	4		0-2-0-2	65-66	12		0-12-0-0
10-11	3		0-2-1	05-06	11		0-9-2	00-01	8		0-8-0-0	05-06	11		0-9-0-2
09-10	4		0-2-2	04-05	-		-	99-00	6		0-5-0-1	00-01	8	3x	0-8-0-0

15. Longest Winless Streak, Road

13-14	5		0-2-3	08-09	5		0-5-0	03-04	3	3x	0-1-2-0	**Five Longest**			
12-13	3	2x	0-2-1	07-08	5		0-2-3	02-03	6		0-4-2-0	66-67	14		0-11-3-0
11-12	4		0-4-0	06-07	7		0-7-0	01-02	4	2x	0-2-0-2	64-65	14		0-14-0-0
10-11	3		0-2-1	05-06	11		0-9-2	00-01	8		0-8-0-0	63-64	14		0-10-4-0
09-10	4		0-2-2	04-05	-		-	99-00	6	3x	0-5-0-1	60-61	13		0-11-2-0
												55-56	13		0-10-3-0

Notes - In cases of multiple streaks of the same length, record shown is last such streak. Records shown are W-L-T through 1998-99; W-L-T-OL from 1999-00 through 2003-04; and W-L-OT from 2005-06 to present. The 2004-05 season was cancelled due to lockout. All Five Longest records are W-L-T-OL.

16. Most Goals in a Period

	GF			GA				GF			GA				GF			GA				GF			GA		
	1	**2**	**3**	**1**	**2**	**3**		**1**	**2**	**3**	**1**	**2**	**3**		**1**	**2**	**3**	**1**	**2**	**3**		**1**	**2**	**3**	**1**	**2**	**3**
13-14	3	3	4	2	3	3	08-09	4	4	5	4	4	4	03-04	4	3	4	3	3	4	98-99	3	3	5	4	4	3
12-13	3	4	3	2	3	4	07-08	3	3	4	6	4	3	02-03	4	4	4	4	4	4	97-98	4	3	3	4	4	2
11-12	4	4	4	4	3	3	06-07	3	3	3	3	6	5	01-02	4	4	3	4	3	3	96-97	4	5	3	4	4	3
10-11	4	4	5	3	4	3	05-06	3	4	3	3	3	4	00-01	4	3	4	3	4	3	95-96	4	4	4	3	4	4
09-10	4	3	3	3	4	4	04-05	-	-	-	-	-	-	99-00	4	4	3	4	6	4	94-95	4	5	4	3	3	3

17. Total & Average Attendance

13-14	720,165	17,565	08-09	698,638	17,040	03-04	630,469	15,377	98-99	668,020	16,293
12-13	421,560	17,565	07-08	630,770	15,385	02-03	616,197	15,029	97-98	619,191	15,102
11-12	720,165	17,565	06-07	605,352	14,765	01-02	631,456	15,401	96-97	637,575	15,551
10-11	717,899	17,510	05-06	664,673	16,212	00-01	632,746	15,433	95-96	716,443	17,474
09-10	733,655	17,894	04-05	-	-	99-00	669,237	16,323	94-95	343,218	14,301

Notes - 1989-90 through 1991-92 seasons had 40 home games; 1994-95 and 2012-13 seasons had 24 home games; all other seasons had 41 home games. The 2004-05 season was cancelled due to lockout. The 1989-90 through 1994-95 seasons were in Boston Garden (capacity 14,448); 1995-96 season on were in TD Garden (capacity 17,565). 2009-10 season includes 38,112 total from Winter Classic home game at Fenway Park. 2010-11 season includes 15,299 total from Compuware Premiere home game at O2 Arena in Prague, Czech Republic.

18. Power Play

	GF-Adv	%age	Rk		GF-Adv	%age	Rk		GF-Adv	%age	Rk		GF-Adv	%age	Rk
13-14	50-230	21.7	3	08-09	74-313	23.6	4	03-04	48-300	16.0	17	98-99	65-368	17.7	8
12-13	18-122	14.8	26	07-08	56-319	17.6	16	02-03	59-325	18.2	8	97-98	62-359	17.3	8
11-12	43-250	17.2	15	06-07	71-412	17.2	19	01-02	39-283	13.8	26	96-97	46-310	14.8	16
10-11	43-265	16.2	20	05-06	62-418	14.8	25	00-01	64-390	16.4	15	95-96	68-363	18.7	11
09-10	44-265	16.6	23	04-05	-	-	-	99-00	51-355	14.4	22	94-95	46-211	21.8	4

19. Penalty Killing

	GA-TS	%age	Rk		GA-TS	%age	Rk		GA-TS	%age	Rk		GA-TS	%age	Rk
13-14	43-263	83.6	8	08-09	54-306	82.4	12	03-04	55-335	83.6	17	98-99	33-305	89.2	1
12-13	21-163	87.1	4	07-08	71-332	78.6	28	02-03	65-375	82.7	18	97-98	44-285	84.6	15
11-12	43-260	83.5	11	06-07	81-442	81.7	19	01-02	45-349	87.1	1	96-97	56-308	81.8	21
10-11	46-265	82.6	16	05-06	78-479	83.7	12	00-01	65-377	82.8	18	95-96	67-341	80.4	20
09-10	37-272	86.4	3	04-05	-	-	-	99-00	55-268	79.5	27	94-95	24-183	86.9	1

20. Shorthanded Goals

	GF	GA		GF	GA		GF	GA		GF	GA
13-14	9	6	08-09	8	7	03-04	7	13	98-99	3	9
12-13	5	2	07-08	9	6	02-03	10	11	97-98	5	3
11-12	8	1	06-07	8	18	01-02	14	5	96-97	15	6
10-11	11	5	05-06	9	10	00-01	8	7	95-96	13	7
09-10	6	4	04-05	-	-	99-00	0	4	94-95	3	4

21. Penalty Minutes

	PIM	Bench	Avg		PIM	Bench	Avg		PIM	Bench	Avg		PIM	Bench	Avg
13-14	886	10	10.8	08-09	1016	12	12.5	03-04	1208	22	14.7	98-99	1182	6	14.4
12-13	584	14	12.2	07-08	1069	18	13.0	02-03	1370	24	16.7	97-98	1117	12	13.6
11-12	1101	8	13.4	06-07	1256	24	15.3	01-02	1454	12	17.7	96-97	1369	4	16.7
10-11	1115	10	13.6	05-06	1162	12	14.3	00-01	1325	18	16.2	95-96	1039	10	12.7
09-10	929	24	11.6	04-05	-	-	-	99-00	865	6	10.5	94-95	793	6	16.5

22. Recent 0-0 Games

Date	Opponent	Date	Opponent	Date	Opponent	Date	Opponent
Nov. 12, 2009	vs. Florida*	Oct. 20, 2007	vs. NY Rangers*	Jan. 13, 2000	vs. Buffalo	Nov. 7, 1998	at Pittsburgh
Mar. 9, 2008	at NY Rangers*	Feb. 24, 2004	at NY Islanders	Jan. 31, 1999	vs. Carolina	Jan. 1, 1998	vs. Ottawa

* -- Games were 0-0 following regulation and overtime period. Games were decided by shootout.

23. Recent Penalty-Free Games

Date	Score	Date	Score	Date	Score	Date	Score
Mar. 6, 2014	Wsh 0 at Bos 3	Mar. 28, 2001	Bos 3 at Tor 0	Feb. 21, 1978	Bos 3 at Col 2	Feb. 19, 1977	Bos 0 at LA 2

24. Neutral Site Game Results

Date	Score	Location	Date	Score	Location
Feb. 8, 1993	Bos 0 vs Pit 4	at Atlanta, Georgia	Jan. 1, 2010	Bos 2 vs Phi 1	at Fenway Park, Boston MA
Mar. 16, 1993	Bos 3 vs NJ 1	at Providence, Rhode Island	Oct. 9, 2010	Bos 2 vs Phx 5	at Prague, Czech Republic
Dec. 31, 1993	Bos 3 vs Phi 4	at Minneapolis, Minnesota	Oct. 10, 2010	Bos 3 vs Phx 0	at Prague, Czech Republic
Apr. 3, 1994	Bos 2 vs Pit 6	at Cleveland, Ohio			

DID YOU KNOW?

The 2003-04 season was the last NHL season in which games could end in a 0-0 tie. From the 2005-06 season forward, games that are tied after regulation and overtime are decided by a shootout format. The Bruins have had three games since 2005-06 that ended in 0-0 ties after 65 minutes of play but ended with 1-0 shootout decisions.

In the 1992-93 and 1993-94 seasons, the NHL played an 84-game schedule. Teams played 41 games each on their home ice and on the road, while two games in each of those seasons were played at neutral sites. One each of those games was deemed a 'home' and 'road' game for records purposes.

Credit Brian Babineau/NHLI via Getty Images

The Bruins played the first outdoor game in their history on January 1, 2010 in the NHL Winter Classic game in Boston's Fenway Park.

BESTS & WORSTS

MOST DECISIVE VICTORIES

11-Goal Decisions

Jan.	21,	1945	New York Rangers	3	at	Boston Bruins	14
Jan.	18,	1964	Boston Bruins	11	at	Toronto Maple Leafs	0
Dec.	14,	1974	Washington Capitals	1	at	Boston Bruins	12

10-Goal Decisions

Mar.	12,	1929	Chicago Blackhawks	1	at	Boston Bruins	11
Feb.	21,	1933	Montreal Canadiens	0	at	Boston Bruins	10
Jan.	2,	1944	Boston Bruins	13	at	New York Rangers	3
Dec.	20,	1979	Toronto Maple Leafs	0	at	Boston Bruins	10

9-Goal Decisions

Feb.	12,	1947	New York Rangers	1	at	Boston Bruins	10
Jan.	24,	1953	New York Rangers	0	at	Boston Bruins	9
Feb.	27,	1969	Boston Bruins	9	at	Oakland Seals	0
Nov.	14,	1971	Los Angeles Kings	2	at	Boston Bruins	11
Nov.	7,	1981	Boston Bruins	10	at	Quebec Nordiques	1
Dec.	22,	1987	Buffalo Sabres	0	at	Boston Bruins	9
Jan.	5,	2012	Calgary Flames	0	at	Boston Bruins	9

MOST DECISIVE DEFEATS

9-Goal Decisions

Dec.	22,	1924	Toronto Maple Leafs	10	at	Boston Bruins	1
Nov.	21,	1943	Boston Bruins	4	at	Montreal Canadiens	13
Jan.	8,	1944	Boston Bruins	3	at	Toronto Maple Leafs	12
Dec.	11,	1952	Detroit Red Wings	10	at	Boston Bruins	1
Dec.	4,	1965	Chicago Blackhawks	10	at	Boston Bruins	1
Mar.	15,	1967	Boston Bruins	2	at	Montreal Canadiens	11
Feb.	23,	1969	Boston Bruins	0	at	New York Rangers	9
Mar.	9,	1976	Boston Bruins	0	at	Atlanta Flames	9

8-Goal Decisions

18x - Last each home / road:

Jan.	4,	2007	Toronto Maple Leafs	10	at	Boston Bruins	2
Mar.	3,	2008	Boston Bruins	2	at	Washington Capitals	10

BEST RECORDS BY GAME

Gm	Pts	#	Last Time ...		Gm	Pts	#	Last Time ...	
1	2	37x	13-14	1-0-0	43	75		29-30	37-5-1
2	4	20x	13-1	2-0-0	44	77		29-30	38-5-1
3	6	12x	01-02	3-0-0	45	70		08-09	33-8-4
4	8	6x	90-91	4-0-0	46	71	2x	08-09	33-8-5
5	10		37-38	5-0-0	47	73		08-09	34-8-5
6	12		37-38	6-0-0	48	75		08-09	35-8-5
7	13	2x	69-70	6-0-1	49	76	3x	08-09	35-8-6
8	14		37-38	6-0-2	50	78	3x	08-09	36-8-6
9	15	2x	92-93	7-1-1	51	80	3x	08-09	37-8-6
10	16	4x	78-79	7-1-2	52	82	2x	08-09	38-8-6
11	18	4x	12-13	8-1-2	53	84		08-09	39-8-6
12	20		29-30	10-2-0	54	85	2x	08-09	39-8-7
13	22		29-30	11-2-0	55	87		70-71	40-8-7
14	24		29-30	12-2-0	56	87	3x	73-74	40-9-7
15	26		29-30	13-2-0	57	89	3x	73-74	41-9-7
16	28		29-30	14-2-0	58	91		71-72	41-8-9
17	30		29-30	15-2-0	59	93		71-72	42-8-9
18	32		29-30	16-2-0	60	95		71-72	43-8-9
19	34		29-30	17-2-0	61	97		71-72	44-8-9
20	36		29-30	18-2-0	62	99		71-72	45-8-9
21	38		29-30	19-2-0	63	101		71-72	46-8-9
22	38		29-30	19-3-0	64	103		71-72	47-8-9
23	40		29-30	20-3-0	65	105		71-72	48-8-9
24	40		29-30	20-4-0	66	105	2x	71-72	48-9-9
25	42		29-30	21-4-0	67	107	2x	71-72	49-9-9
26	44		29-30	22-4-0	68	109		70-71	51-10-7
27	46		29-30	23-4-0	69	111		70-71	52-10-7
28	48		29-30	24-4-0	70	113		70-71	53-10-7
29	50		29-30	25-4-0	71	115		70-71	54-10-7
30	51		29-30	25-4-1	72	115		70-71	54-11-7
31	53		29-30	26-4-1	73	115	2x	71-72	52-10-11
32	55		29-30	27-4-1	74	117		71-72	53-10-11
33	57		29-30	28-4-1	75	117		71-72	53-11-11
34	59		29-30	29-4-1	76	117	2x	71-72	53-12-11
35	61		29-30	30-4-1	77	119		70-71	56-14-7
36	63		29-30	31-4-1	78	121		70-71	57-14-7
37	65		29-30	32-4-1	79	113		77-78	51-17-11
38	67		29-30	33-4-1	80	115		13-14	53-18-9
39	69		29-30	34-4-1	81	117		13-14	54-18-9
40	71		29-30	35-4-1	82	117		13-14	54-19-9
41	73		29-30	36-4-1	83	107		92-93	50-26-7
42	73		29-30	36-5-1	84	109		92-93	51-26-7

WORST RECORDS BY GAME

Gm	Pts	#	Last Time ...		Gm	Pts	#	Last Time ...	
1	0	36x	11-12	0-1-0	43	24	2x	64-65	10-29-4
2	0	12x	05-06	0-2-0	44	26	4x	65-66	11-29-4
3	0	7x	99-00	0-3-0	45	26	2x	64-65	11-30-4
4	0	2x	64-65	0-4-0	46	26		64-65	11-31-4
5	1	4x	65-66	0-4-1	47	26		64-65	11-32-4
6	1	3x	64-65	0-5-1	48	26		64-65	11-33-4
7	1	2x	64-65	0-6-1	49	28	2x	64-65	12-33-4
8	1	2x	64-65	0-7-1	50	28		61-62	12-34-4
9	1		64-65	0-8-1	51	28		61-62	12-35-4
10	2		24-25	1-9-0	52	29		61-62	12-35-5
11	2		24-25	1-10-0	53	29		61-62	12-36-5
12	2		24-25	1-11-0	54	30		61-62	12-36-6
13	4		24-25	2-11-0	55	30		61-62	12-37-6
14	4		24-25	2-12-0	56	30		61-62	12-38-6
15	4		24-25	2-13-0	57	30		61-62	12-39-6
16	4		24-25	2-14-0	58	30		61-62	12-40-6
17	4		24-25	2-15-0	59	30		61-62	12-41-6
18	4		24-25	2-16-0	60	30		61-62	12-42-6
19	4		24-25	2-17-0	61	31		61-62	12-42-7
20	4		24-25	2-18-0	62	31		61-62	12-43-7
21	6		24-25	3-18-0	63	31		61-62	12-44-7
22	6		24-25	3-19-0	64	31		61-62	12-45-7
23	6		24-25	3-20-0	65	31		61-62	12-46-7
24	6		24-25	3-21-0	66	32		61-62	12-46-8
25	6		24-25	3-22-0	67	34		61-62	13-46-8
26	8		24-25	4-22-0	68	36		61-62	14-46-8
27	8		24-25	4-23-0	69	36		61-62	14-47-8
28	10		24-25	5-23-0	70	38		61-62	15-47-8
29	12		24-25	6-23-0	71	57		96-97	24-38-9
30	12		24-25	6-24-0	72	57		96-97	24-39-9
31	14		61-62	5-22-4	73	57		96-97	24-40-9
32	15		65-66	6-23-3	74	57		96-97	24-41-9
33	15		65-66	6-24-3	75	57		96-97	24-42-9
34	17		65-66	7-24-3	76	57		96-97	24-43-9
35	18		65-66	7-24-4	77	57		96-97	24-44-9
36	18		65-66	7-25-4	78	59		96-97	25-44-9
37	18		65-66	7-26-4	79	59		96-97	25-45-9
38	20		65-66	8-26-4	80	59		96-97	25-46-9
39	22	2x	65-66	9-26-4	81	59		96-97	25-47-9
40	22		61-62	9-27-4	82	61		96-97	26-47-9
41	22		61-62	9-28-4	83	107		92-93	50-26-7
42	22		61-62	9-29-4	84	109		92-93	51-26-7

ALL-TIME PENALTY SHOTS FOR

Date	Shooter	Defending Team	Goaltender	Goal	Game Score
Dec. 11, 1934	Eddie Shore	New York Americans	Roy Worters	No	4-3
Dec. 11, 1934	Aubrey Clapper	New York Americans	Roy Worters	No	4-3
Dec. 13, 1934	Nels Stewart	at New York Americans	Roy Worters	No	3-4
Jan. 8, 1935	Eddie Shore	Toronto Maple Leafs	George Hainsworth	No	1-3
Mar. 9, 1935	Albert Siebert	Toronto Maple Leafs	George Hainsworth	No	7-4
Jan. 18, 1936	Albert Siebert	at Toronto Maple Leafs	George Hainsworth	Yes	2-5
Jan. 22, 1939	Woody Dumart	at Detroit Red Wings	Cecil Thompson	Yes	5-0
Nov. 31, 1943	Armand Guidolin	Chicago Blackhawks	Hec Highton	No	6-5
Oct. 17, 1954	Joe Klukay	Toronto Maple Leafs	Harry Lumley	No	1-1
Nov. 8, 1959	Larry Leach	Chicago Blackhawks	Glenn Hall	No	5-3
Jan. 20, 1962	Wayne Connelly	at Toronto Maple Leafs	Johnny Bower	Yes	5-4
Mar. 10, 1962	Larry Leach	at Montreal Canadiens	Jacques Plante	No	2-5
Nov. 1, 1962	John Bucyk	Chicago Blackhawks	Glenn Hall	No	2-4
Jan. 16, 1963	Murray Oliver	at Chicago Blackhawks	Glenn Hall	No	5-4
Dec. 22, 1963	Forbes Kennedy	Chicago Blackhawks	Glenn Hall	No	1-4
Dec. 28, 1963	Tom Williams	at Toronto Maple Leafs	Johnny Bower	No	0-2
Jan. 4, 1964	Leo Boivin	at Montreal Canadiens	Charlie Hodge	Yes	1-5
Dec. 12, 1964	John Bucyk	at Toronto Maple Leafs	Terry Sawchuk	Yes	3-6
Dec. 27, 1964	Dean Prentice	at Chicago Blackhawks	Denis DeJordy	Yes	2-6
Dec. 21, 1966	Dallas Smith	at New York Rangers	Ed Giacomin	No	1-5
Feb. 4, 1967	John Bucyk	New York Rangers	Ed Giacomin	Yes	3-4
Feb. 25, 1967	Bob Dillabough	at Chicago Blackhawks	Glenn Hall	No	3-6
Feb. 23, 1972	Fred Stanfield	at California Golden Seals	Gilles Meloche	No	8-6
Nov. 2, 1975	Bob Schmautz	California Golden Seals	Gary Simmons	No	5-0
Feb. 27, 1979	Rick Middleton	Colorado Rockies	Michel Plasse	Yes	2-4
Jan. 27, 1986	Steve Kasper	Hartford Whalers	Mike Liut	No	6-3
Mar. 1, 1986	Steve Kasper	New Jersey Devils	Alain Chevrier	No	8-3
Feb. 7, 1988	Geoff Courtnall	New Jersey Devils	Alain Chevrier	No	6-3
Nov. 11, 1988	Ray Bourque	at New York Rangers	John Vanbiesbrouck	No	4-4
Dec. 12, 1990	Bob Sweeney	at Hartford Whalers	Peter Sidorkiewicz	Yes	5-1
Mar. 31, 1991	Randy Burridge	Hartford Whalers	Kay Whitmore	No	7-3
Nov. 2, 1991	Wes Walz	Detroit Red Wings	Tim Cheveldae	No	4-1
Jan. 9, 1992	Craig Janney	Quebec Nordiques	Stephane Fiset	No	5-4
Oct. 15, 1993	Cam Neely	at Mighty Ducks of Anaheim	Ron Tugnutt	No	1-1
Mar. 19, 1994	Ray Bourque	New Jersey Devils	Chris Terreri	Yes	6-8
Mar. 18, 1996	Rick Tocchet	San Jose Sharks	Geoff Sarjeant	No	3-3
Nov. 19, 1996	Todd Elik	at Washington Capitals	Jim Carey	No	2-2
Mar. 22, 1997	Brett Harkins	Ottawa Senators	Ron Tugnutt	No	4-5
Apr. 10, 1997	Jason Allison	Buffalo Sabres	Dominik Hasek	No	1-5
Oct. 4, 1997	Rob DiMaio	Montreal Canadiens	Andy Moog	No	1-4
Dec. 17, 1997	Steve Heinze	at Tampa Bay Lightning	Corey Schwab	No	0-2
Apr. 15, 1998	Tim Taylor	at Montreal Canadiens	Jocelyn Thibault	Yes	6-2
Mar. 17, 1999	Landon Wilson	at Toronto Maple Leafs	Curtis Joseph	No	4-1
Mar. 24, 1999	Jason Allison	at Ottawa Senators	Ron Tugnutt	Yes	3-0
Nov. 9, 2002	Glen Murray	Ottawa Senators	Martin Prusek	No	7-1
Mar. 9, 2003	Mike Knuble	at Chicago Blackhawks	Jocelyn Thibault	Yes	5-8
Jan. 24, 2004	P. J. Axelsson	Florida Panthers	Roberto Luongo	No	1-2
Feb. 2, 2006	P. J. Axelsson	Montreal Canadiens	Cristobal Huet	No	3-1
Mar. 25, 2006	Travis Green	Buffalo Sabres	Ryan Miller	No	5-4
Apr. 11, 2006	Marco Sturm	at Ottawa Senators	Mike Morrison	No	3-4
Nov. 18, 2006	Marco Sturm	Washington Capitals	Brent Johnson	No	3-2/OT
Jan. 9, 2007	Marco Sturm	at Ottawa Senators	Ray Emery	Yes	2-5
Oct. 27, 2007	Phil Kessel	Philadelphia Flyers	Martin Biron	No	1-2
Dec. 8, 2008	P. J. Axelsson	Tampa Bay Lightning	Mike Smith	No	5-3
Jan. 9, 2010	Marco Sturm	New York Rangers	Henrik Lundqvist	No	1-3
Feb. 2, 2010	David Krejci	Washington Capitals	Jose Theodore	No	1-4
Mar. 21, 2010	Daniel Paille	New York Rangers	Henrik Lundqvist	No	2-1
Mar. 29, 2010	Marco Sturm	Buffalo Sabres	Ryan Miller	No	2-3
Mar. 8, 2011	Brad Marchand	at Montreal Canadiens	Carey Price	No	1-4
Apr. 2, 2011	Michael Ryder	Atlanta Thrashers	Ondrej Pavelec	Yes	3-2
Jan. 7, 2012	Daniel Paille	Vancouver Canucks	Cory Schneider	No	3-4
Jan. 10, 2012	Shawn Thornton	Winnipeg Jets	Ondrej Pavelec	Yes	5-3
Mar. 5, 2013	Brad Marchand	at Washington Capitals	Braden Holtby	Yes	3-4/OT
Apr. 10, 2013	Johnny Boychuk	at New Jersey Devils	Martin Brodeur	No	5-4
Oct. 3, 2013	Chris Kelly	Tampa Bay Lightning	Anders Lindback	Yes	3-1

Total Shots For: 65 (18 goals)

ALL-TIME PENALTY SHOTS AGAINST

Date	Opponent Shooter	Team	Boston Goaltender	Goal	Game Score
Jan. 22, 1935	Earl Robinson	Montreal Maroons	Cecil Thompson	No	4-3
Jan. 22, 1935	Russ Blinco	Montreal Maroons	Cecil Thompson	No	4-3
Nov. 6, 1938	Charlie Conacher	at New York Americans	Frank Brimsek	Yes	3-2
Mar. 3, 1940	Mud Bruneteau	Detroit Red Wings	Frank Brimsek	Yes	3-6
Feb. 19, 1944	Jack Hamilton	at Toronto Maple Leafs	Bert Gardiner	Yes	4-10
Jan. 12, 1949	Ken Reardon	Montreal Canadiens	Frank Brimsek	Yes	3-5
Mar. 1, 1950	Bill Barilko	Toronto Maple Leafs	Jack Gelineau	Yes	5-2
Feb. 4, 1962	Alex Delvecchio	at Detroit Red Wings	Bruce Gamble	No	0-6
Feb. 7, 1962	Ron Stewart	at Toronto Maple Leafs	Bruce Gamble	No	2-2
Feb. 15, 1962	Bobby Rousseau	at Montreal Canadiens	Bruce Gamble	Yes	1-9
Mar. 21, 1963	Andy Hebenton	New York Rangers	Ed Johnston	No	2-2
Mar. 4, 1964	Don McKenney	at Toronto Maple Leafs	Ed Johnston	No	4-4
Nov. 5, 1967	Bob Pulford	Toronto Maple Leafs	Gerry Cheevers	No	2-2
Jan. 10, 1976	Wayne King	California Golden Seals	Gilles Gilbert	No	3-2
Dec. 12, 1976	Bill Lochead	Detroit Red Wings	Gilles Gilbert	No	3-5
Oct. 28, 1978	Lanny McDonald	at Toronto Maple Leafs	Gilles Gilbert	Yes	5-3
Nov. 7, 1987	Mike Eagles	at Quebec Nordiques	Doug Keans	Yes	4-6
Nov. 22, 1987	Steve Yzerman	at Detroit Red Wings	Doug Keans	No	1-0
Mar. 5, 1988	Aaron Broten	New Jersey Devils	Doug Keans	No	6-7/OT
Feb. 26, 1990	Kelly Kisio	at New York Rangers	Reggie Lemelin	No	1-6
Feb. 9, 1991	Wayne Presley	Chicago Blackhawks	Reggie Lemelin	Yes	5-3
Jan. 16, 1992	John Cullen	Hartford Whalers	Andy Moog	No	4-3
Nov. 11, 1992	Brad May	at Buffalo Sabres	Andy Moog	Yes	2-7
Jan. 25, 1993	Denis Savard	at Montreal Canadiens	John Blue	No	2-3
Oct. 5, 1993	Alex Kovalev	at New York Rangers	Jon Casey	No	4-3
Feb. 10, 1994	Wayne Presley	Buffalo Sabres	Vincent Riendeau	No	3-3
Nov. 2, 1995	Steve Yzerman	Detroit Red Wings	Blaine Lacher	No	5-6
Feb. 3, 1996	Randy Burridge	Buffalo Sabres	Bill Ranford	No	4-2
Mar. 12, 1997	Sami Kapanen	at Hartford Whalers	Jim Carey	Yes	3-6
Nov. 24, 1998	Daymond Langkow	at Tampa Bay Lightning	Rob Tallas	No	4-1
Jan. 9, 2001	Martin Straka	Pittsburgh Penguins	Byron Dafoe	No	5-2
Feb. 9, 2002	Pavel Bure	Florida Panthers	Byron Dafoe	No	4-1
Feb. 27, 2003	Adam Hall	at Nashville Predators	Steve Shields	No	1-5
Mar. 21, 2003	Patrick Marleau	at San Jose Sharks	Steve Shields	No	2-3
Dec. 11, 2003	Dainius Zubrus	at Washington Capitals	Andrew Raycroft	Yes	5-6
Mar. 27, 2004	Jason Ward	Montreal Canadiens	Andrew Raycroft	Yes	3-2/OT
Jan. 12, 2006	Alexander Frolov	Los Angeles Kings	Andrew Raycroft	Yes	0-6
Jan. 26, 2006	Alexander Ovechkin	Washington Capitals	Tim Thomas	No	3-2
Mar. 12, 2006	Maxim Afinogenov	at Buffalo Sabres	Andrew Raycroft	Yes	2-6
Apr. 15, 2006	Marc Savard	at Atlanta Thrashers	Tim Thomas	No	3-4
Jan. 13, 2007	Jed Ortmeyer	at New York Rangers	Tim Thomas	Yes	1-3
Jan. 29, 2007	Brendan Shanahan	New York Rangers	Hannu Toivonen	Yes	1-6
Dec. 28, 2007	Chad LaRose	at Carolina Hurricanes	Tim Thomas	Yes	3-4
Mar. 1, 2008	Ilya Kovalchuk	Atlanta Thrashers	Tim Thomas	Yes	3-2
Nov. 12, 2008	Patrick Sharp	at Chicago Blackhawks	Tim Thomas	No	2-1/SO
Dec. 10, 2008	Alexandre Giroux	at Washington Capitals	Manny Fernandez	No	1-3
Mar. 23, 2010	Colby Armstrong	at Atlanta Thrashers	Tuukka Rask	No	4-0
Dec. 1, 2010	Scott Hartnell	at Philadelphia Flyers	Tim Thomas	No	3-0
Dec. 9, 2010	Frans Nielsen	New York Islanders	Tuukka Rask	Yes	5-2
Dec. 16, 2010	Mike Cammalleri	at Montreal Canadiens	Tim Thomas	Yes	3-4
Mar. 31, 2011	Mikhail Grabovski	Toronto Maple Leafs	Tim Thomas	No	3-4
Jan. 10, 2012	Chris Thorburn	Winnipeg Jets	Tuukka Rask	No	5-3
Nov. 5, 2013	Vernon Fiddler	Dallas Stars	Tuukka Rask	Yes	2-3/SO
Nov. 19, 2013	Chris Kreider	at New York Rangers	Tuukka Rask	No	2-1

Total Shots Against: 53 (22 Goals)

DID YOU KNOW?

Boston's Shawn Thornton (goal) and Winnipeg's Chris Thorburn (no goal) were both awarded penalty shots on Jan. 10, 2012. It was the first time in club history that the Bruins had both taken and faced a penalty shot in the same game.

ALL-TIME SHOOTOUT RECORDS

	W	L	GF	SF	%age	GA	SA	%age
Home	21	31	52	190	27.4	65	188	34.6
Road	28	21	50	166	30.1	45	172	26.2
Overall	**49**	**52**	**102**	**356**	**28.7**	**110**	**360**	**30.6**

YEAR-BY-YEAR RESULTS

2005-06 (2-8)

Date	Tm		at	Tm		Deciding Goal	Rds
Oct. 24	Bos	4	at	Tor	5	Eric Lindros	3
Oct. 29	NJ	5	at	Bos	4	Brian Gionta	3
Jan. 14	Dal	2	at	Bos	1	Jussi Jokinen	3
Jan. 21	NYR	3	at	Bos	2	Petr Sykora	6
Feb. 5	Car	4	at	Bos	3	Doug Weight	4
Mar. 14	Bos	4	at	Tor	5	Darcy Tucker	3
Mar. 16	Ott	2	at	Bos	3	Patrice Bergeron	3
Mar. 21	Atl	5	at	Bos	4	Jim Slater	7
Mar. 27	Fla	4	at	Bos	3	Olli Jokinen	3
Apr. 6	Tor	2	at	Bos	3	Brad Boyes	3

2006-07 (9-4)

Date	Tm		at	Tm		Deciding Goal	Rds
Oct. 12	Bos	2	at	StL	3	Lee Stempniak	4
Nov. 2	Buf	5	at	Bos	4	Ales Kotalik	3
Nov. 15	Bos	3	at	Wsh	2	Patrice Bergeron	3
Nov. 22	Bos	4	at	Pit	3	Marco Sturm	3
Nov. 30	TB	3	at	Bos	4	Phil Kessel	7
Jan. 11	NYI	5	at	Bos	4	Jason Blake	4
Jan. 15	Buf	2	at	Bos	3	Marco Sturm	3
Jan. 18	Pit	4	at	Bos	5	Phil Kessel	4
Feb. 6	Bos	3	at	Wsh	2	Phil Kessel	3
Feb. 10	NYI	3	at	Bos	4	Zdeno Chara	9
Feb. 17	Bos	4	at	Buf	3	Petr Tenkrat	8
Mar. 15	Wsh	3	at	Bos	4	Phil Kessel	3
Mar. 24	NYR	2	at	Bos	1	Jaromir Jagr	3

2007-08 (6-7)

Date	Tm		at	Tm		Deciding Goal	Rds
Oct. 20	NYR	0	at	Bos	1	Phil Kessel	3
Nov. 4	Ott	2	at	Bos	1	Daniel Alfredsson	2
Dec. 20	Pit	5	at	Bos	4	Erik Christensen	2
Jan. 17	Tor	3	at	Bos	2	Mats Sundin	3
Jan. 19	NYR	3	at	Bos	4	Phil Kessel	3
Feb. 8	Bos	3	at	Buf	2	Phil Kessel	3
Feb. 19	Bos	3	at	Car	2	Phil Kessel	3
Feb. 21	Bos	5	at	Fla	4	Marco Sturm	3
Mar. 1	Atl	2	at	Bos	3	Phil Kessel	3
Mar. 9	Bos	0	at	NYR	1	Nigel Dawes	3
Mar. 16	Bos	1	at	Wsh	2	Alexander Semin	3
Mar. 22	Bos	2	at	Mtl	3	Saku Koivu	3
Apr. 2	Bos	2	at	NJ	3	Zach Parise	4

2008-09 (4-6)

Date	Tm		at	Tm		Deciding Goal	Rds
Oct. 15	Bos	3	at	Mtl	4	Alex Tanguay	3
Oct. 20	Pit	2	at	Bos	1	Evgeni Malkin	5
Oct. 21	Bos	2	at	Buf	3	Thomas Vanek	5
Nov. 12	Bos	2	at	Chi	1	P. J. Axelsson	3
Nov. 15	Bos	2	at	NYR	3	Chris Drury	4
Nov. 22	Bos	3	at	Mtl	2	Blake Wheeler	3
Jan. 19	StL	5	at	Bos	4	T. J. Oshie	2
Jan. 21	Bos	4	at	Tor	3	Michael Ryder	4
Feb. 5	Bos	4	at	Ott	3	P. J. Axelsson	5
Feb. 14	Bos	2	at	Nsh	3	David Legwand	4

2009-10 (10-9)

Date	Tm		at	Tm		Deciding Goal	Rds
Oct. 10	NYI	3	at	Bos	4	Marc Savard	3
Oct. 22	Bos	3	at	Phi	4	Claude Giroux	3
Oct. 24	Bos	4	at	Ott	3	Patrice Bergeron	3
Nov. 5	Mtl	2	at	Bos	1	Mike Cammalleri	3
Nov. 12	Fla	1	at	Bos	0	Cory Stillman	4
Nov. 19	Bos	4	at	Atl	3	Patrice Bergeron	3
Nov. 25	Bos	2	at	Min	1	David Krejci	4
Nov. 27	NJ	2	at	Bos	1	Jamie Langenbrunner	3
Nov. 28	Ott	3	at	Bos	4	Michael Ryder	4
Dec. 18	Bos	4	at	Chi	5	Patrick Kane	2
Jan. 14	Bos	2	at	SJ	1	Zdeno Chara	4
Jan. 16	Bos	3	at	LA	4	Dustin Brown	3
Jan. 30	LA	3	at	Bos	2	Jarret Stoll	6
Feb. 4	Mtl	3	at	Bos	2	Brian Gionta	3
Feb. 6	Van	3	at	Bos	2	Pavol Demitra	3
Feb. 9	Bos	3	at	Buf	2	David Krejci	4
Feb. 13	Bos	3	at	Fla	2	Mark Recchi	8
Mar. 4	Tor	2	at	Bos	3	Miroslav Satan	3
Apr. 11	Bos	4	at	Wsh	3	David Krejci	3

2010-11 (2-6)

Date	Tm		at	Tm		Deciding Goal	Rds
Nov. 6	StL	2	at	Bos	1	Brad Boyes	3
Nov. 20	LA	4	at	Bos	3	Michal Handzus	6
Dec. 4	Bos	2	at	Tor	3	Phil Kessel	3
Dec. 27	Bos	3	at	Fla	2	Blake Wheeler	3
Dec. 30	Bos	2	at	Atl	3	Tim Stapleton	2
Jan. 1	Bos	6	at	Buf	7	Tyler Ennis	3
Mar. 15	Bos	3	at	Cmb	2	Tyler Seguin	3
Mar. 31	Tor	4	at	Bos	3	Nazem Kadri	3

2011-12 (9-3)

Date	Tm		at	Tm		Deciding Goal	Rds
Oct. 15	Bos	3	at	Chi	2	Tyler Seguin	3
Nov. 17	Cmb	1	at	Bos	2	David Krejci	3
Nov. 23	Bos	4	at	Buf	3	Benoit Pouliot	5
Nov. 25	Det	3	at	Bos	2	Todd Bertuzzi	3
Jan. 16	Bos	3	at	Fla	2	David Krejci	4
Jan. 22	Bos	6	at	Phi	5	Tyler Seguin	3
Feb. 11	Nsh	3	at	Bos	4	Tyler Seguin	3
Feb. 15	Bos	4	at	Mtl	3	Tyler Seguin	3
Feb. 24	Bos	1	at	Buf	2	Derek Roy	4
Mar. 17	Phi	2	at	Bos	3	Patrice Bergeron	3
Mar. 29	Wsh	3	at	Bos	2	Brooks Laich	4
Apr. 7	Buf	3	at	Bos	4	Patrice Bergeron	3

2012-13 (4-3)

Date	Tm		at	Tm		Deciding Goal	Rds
Jan. 21	Wpg	1	at	Bos	2	Patrice Bergeron	3
Jan. 29	NJ	1	at	Bos	2	Brad Marchand	6
Feb. 12	NYR	4	at	Bos	3	Ryan Callahan	4
Mar. 11	Bos	3	at	Ott	2	David Krejci	4
Mar. 25	Tor	2	at	Bos	3	Patrice Bergeron	3
Mar. 27	Mtl	6	at	Bos	5	Brendan Gallagher	6
Apr. 17	Buf	3	at	Bos	2	Drew Stafford	3

2013-14 (3-6)

Date	Tm		at	Tm		Deciding Goal	Rds
Oct 13	Ana	2	at	Bos	3	Jarome Iginla	3
Nov. 5	Dal	3	at	Bos	2	Rich Peverley	4
Nov. 21	StL	3	at	Bos	2	Derek Roy	4
Jan. 19	Bos	2	at	Chi	3	Patrick Kane	3
Mar. 8	Bos	4	at	TB	3	Reilly Smith	7
Mar. 24	Mtl	2	at	Bos	1	Alex Galchenyuk	4
Mar. 30	Bos	4	at	Phi	3	Reilly Smith	5
Apr. 8	Bos	3	at	Min	4	Mikko Koivu	3
Apr. 10	Bos	1	at	Wpg	2	Bryan Little	3

ALL-TIME SHOOTOUT RECORDS

BOSTON SHOOTER STATISTICS

Player	GF	SF	%age
P. J. Axelsson	2	8	25.0
Patrice Bergeron	22	66	33.3
Brandon Bochenski	0	3	0.0
Chris Bourque	0	2	0.0
Brad Boyes	2	11	18.2
Zdeno Chara	3	10	30.0
Mariusz Czerkawski	0	2	0.0
Loui Eriksson	0	2	0.0
Nathan Horton	1	4	25.0
Jarome Iginla	1	6	16.7
Brad Isbister	0	1	0.0
Chris Kelly	0	1	0.0
Phil Kessel	10	28	35.7
Chuck Kobasew	0	3	0.0
David Krejci	12	39	30.8
Milan Lucic	0	1	0.0
Brad Marchand	3	12	25.0
Glen Metropolit	0	1	0.0
Glen Murray	1	9	11.1
Rich Peverley	1	5	20.0
Benoit Pouliot	1	3	33.3
Marty Reasoner	0	1	0.0
Mark Recchi	1	4	25.0
Michael Ryder	3	13	23.1
Martin St. Pierre	1	1	100.0
Sergei Samsonov	0	3	0.0
Miroslav Satan	2	4	50.0
Marc Savard	4	16	25.0
Tyler Seguin	13	27	48.1
Reilly Smith	2	4	50.0
Carl Söderberg	0	2	0.0
Ryan Spooner	0	3	0.0
Brad Stuart	0	1	0.0
Marco Sturm	6	25	24.0
Petr Tenkrat	2	3	66.7
Joe Thornton	1	2	50.0
Ben Walter	0	1	0.0
Blake Wheeler	6	20	30.0
Dennis Wideman	0	1	0.0

BOSTON GOALTENDER STATISTICS

Goaltender	W	L	GA	SA	SV%
Alex Auld	2	3	5	15	.667
Manny Fernandez	1	2	4	12	.667
Chad Johnson	0	1	1	2	.500
Anton Khudobin	0	1	1	3	.667
Joey McDonald	0	1	2	3	.333
Tuukka Rask	15	14	34	110	.691
Andrew Raycroft	0	1	1	2	.500
Tim Thomas	30	27	56	201	.721
Hannu Toivonen	1	2	5	11	.545

BOSTON CAREER DECIDING GOALS

Player	Deciding Goals
Phil Kessel	9
Patrice Bergeron	8
David Krejci	6
Tyler Seguin	5
Marco Sturm	3
P. J. Axelsson	2
Zdeno Chara	2
Michael Ryder	2
Reilly Smith	2

Player	Deciding Goals
Blake Wheeler	2
Brad Boyes	1
Jarome Iginla	1
Brad Marchand	1
Benoit Pouliot	1
Mark Recchi	1
Miroslav Satan	1
Marc Savard	1
Petr Tenkrat	1

TOP OPPONENT SHOOTERS

(Ranked by number of shots taken - minimum 5 shots)

Player	GF	SF	%age
Thomas Vanek	3	8	37.5
Daniel Alfredsson	1	6	16.7
Daniel Briere	1	6	16.7
Jason Pominville	1	6	16.7
Derek Roy	2	6	33.3
Drew Stafford	3	6	50.0
Alexander Ovechkin	1	5	20.0
Alexander Semin	3	5	60.0

OPPONENT GOALTENDER STATISTICS

(Goaltenders active in 2013-14 only)

Goaltender	W	L	GA	SA	SV%
Niklas Backstrom	0	1	2	4	.500
Martin Brodeur	2	0	1	7	.857
Ilya Bryzgalov	0	2	5	5	.000
Peter Budaj	1	0	0	6	1.000
Scott Clemmensen	1	2	4	9	.444
Corey Crawford	0	1	1	2	.500
Brian Elliott	0	3	3	11	.727
Ray Emery	1	1	1	5	.800
Jhonas Enroth	0	2	2	8	.750
Marc-Andre Fleury	0	2	3	6	.500
Jean-Sebastien Giguere	1	1	2	6	.667
Jaroslav Halak	2	0	1	6	.833
Jimmy Howard	1	0	1	3	.667
Nikolai Khabibulin	0	1	2	3	.333
Robin Lehner	0	1	2	4	.500
Kari Lehtonen	1	0	1	7	.857
Henrik Lundqvist	5	2	6	26	.769
Roberto Luongo	2	0	0	6	1.000
Steve Mason	0	1	1	2	.500
Ryan Miller	5	4	10	34	.706
Michal Neuvirth	1	0	2	4	.500
Antti Niemi	1	0	0	2	1.000
Ondrej Pavelec	1	2	3	7	.429
Carey Price	3	2	2	14	.857
Jonathan Quick	3	0	2	14	.857
James Reimer	1	1	2	6	.667
Pekka Rinne	1	1	3	7	.571
Semyon Varlamov	0	1	2	3	.333
Cam Ward	0	1	2	3	.333

REGULAR SEASON RECORDS

TEAM

* -- denotes NHL record

SINGLE SEASON

Most Points....121; 1970-71, 78 games
Most Games Won....57; 1970-71, 78 games
Most Games Lost....47; 1961-62, 70 games & 1996-97, 82 games
Most Games Tied....21; 1954-55, 70 games
Fewest Points....12; 1924-25, 30 games & 38; 1961-62, 70 games
Fewest Games Won....6; 1924-25, 30 games & 14; 1962-63, 70 games
Fewest Games Lost....5; 1929-30, 44 games* & 13; 1971-72, 78 games
Fewest Games Tied....0; 1924-25, 30 games & 1; 1929-30, 44 games*
Most Goals Scored....399; 1970-71, 78 games (5.12 goals per game)
Most Assists....697; 1970-71, 78 games
Most Points....1096; 1970-71, 78 games
Most Goals Allowed....306; 1961-62, 70 games (4.37 goals per game)
Fewest Goals Scored....49; 1924-25, 30 games (1.63 goals per game)
147; 1955-56, 70 games (2.10 goals per game)
Fewest Goals Allowed....52; 1928-29, 44 games (1.18 goals per game)
177; 2013-14, 82 games (2.16 goals per game)
Most Home Wins....33; 1970-71 & 1973-74, 78 games
Most Road Wins....26; 1971-72, 78 games
Most Shutouts....15; 1927-28, 44 games
Most Shutouts Against....11; 1928-29, 44 games & 1955-56, 70 games
Fewest Shutouts....0; 1944-45, 50 games
Fewest Shutouts Against....0; 1929-30, 44 games; 1973-74, 78 games; 1978-79 & 1982-83, 80 games; 2012-13, 48 games
Total Shutouts For....455; 277 home, 178 road
Total Shutouts Against....367; 146 home, 221 road
Most Power Play Goals....95; 1985-86, 80 games
Most Power Play Goals Against....97; 1985-86, 80 games
Most Shorthanded Goals....25; 1970-71, 78 games
Most 20-or-More Goal Scorers....11; 1977-78, 80 games*; Peter McNab/41, Terry O'Reilly/29, Bobby Schmautz/27, Stan Jonathan/27, Jean Ratelle/25, Rick Middleton/25, Wayne Cashman/24, Gregg Sheppard/23, Brad Park/20, Don Marcotte/20, Bob Miller/20
Most 30-or-More Goal Scorers....5; 1970-71 & 1973-74, 78 games
Most 40-or-More Goal Scorers....3; 1970-71, 78 games
Most 50-or-More Goal Scorers....2; 1970-71, 78 games

SINGLE GAME

Most Goals Scored, Home....14; 14-3 vs. NY Rangers, Jan. 21, 1945
Most Goals Scored, Road....13; 13-3 at NY Rangers, Jan. 2, 1944
Most Goals Allowed, Home....10; 8 times, last 2-10 vs. Toronto, Jan. 4, 2007
Most Goals Allowed, Road....13; 4-13 at Montreal, Nov. 21, 1943
Most Goals, Both Teams....19; 10-9 vs. NY Rangers, Mar. 4 1944 & 9-10 at Detroit, Mar. 16, 1944
Most Points, One Period....22; 8 G/14 A, 2nd vs. Toronto, Mar. 16, 1969
Biggest Shutout For....11-0; at Toronto, Jan. 18, 1964
Biggest Shutout Against....0-9; Twice, last at Atlanta, Mar. 9, 1976
Most Shots on Goal....83; 3-2 win vs. Chicago, Mar. 4, 1941*
Most Shots on Goal, One Period....33; 2nd vs. Chicago, Mar. 4, 1941*
Most Power Play Goals....7; at Minnesota, Jan. 4, 1975

FASTEST

Two Goals, Both Teams....0:02; 1st vs. St. Louis, Dec. 19, 1987*, Ken Linseman (B) 19:50 & Doug Gilmour (S) 19:52
Three Goals....0:20; 3rd vs. Vancouver, Feb. 25, 1971*, John Bucyk 4:50, Ed Westfall 5:02 & Ted Green 5:10
Four Goals....1:20; 2nd vs. NY Rangers, Jan. 21, 1945*, Bill Thoms 6:34, Frank Mario 7:08 & 7:27 & Ken Smith 7:54
Five Goals....2:55; 1st & 2nd vs. NY Rangers, Dec. 19, 1974, Bobby Schmautz 19:13, Ken Hodge 0:18, Phil Esposito 0:43, Don Marcotte 0:58 & John Bucyk 2:08
Two Goals from Start of Game....0:27; at Florida, Feb. 14, 2003, Mike Knuble, 0:10 & 0:27

STREAKS

Longest Win Streak....14; Dec. 3, 1929-Jan. 9, 1930
Longest Win Streak, Home....20; Dec. 3, 1929-Mar. 18, 1930
Longest Win Streak, Road....9; Mar. 2-30, 2014
Longest Unbeaten Streak....23; 15 W/8 T, Dec. 22, 1940-Feb. 23, 1941
Longest Unbeaten Streak, Home....27; 26 W/1 T, Nov. 22, 1970-Mar. 20, 1971
Longest Unbeaten Streak, Road....15; 9 W/6 T, Dec. 22, 1940-Mar. 16, 1941
Longest Point Streak....23; 15 W/8 T, Dec. 22, 1940-Feb. 23, 1941
Longest Point Streak, Home....27; 26 W/1 T, Nov. 22, 1970-Mar. 20, 1971
Longest Point Streak, Road....16; 13W/3OTL, Jan. 11-Mar. 30, 2014
Longest Losing Streak....11; Dec. 3, 1924-Jan. 5, 1925
Longest Losing Streak, Home....11; Dec. 8, 1924-Feb. 17, 1925
Longest Losing Streak, Road....14; Dec. 27, 1964-Feb. 21, 1965
Longest Winless Streak....20; 16 L/4 T, Jan. 28-Mar. 11, 1962
Most Consecutive Games Tied....4; 1931-32, 1940-41, 1954-55, 1960-61
Most Consecutive Games Tied, Home....4; Mar. 27-Apr. 4, 1976
Longest Overtime Unbeaten Streak....38; 9 W/29 T, Dec. 30, 1934-Nov. 15, 1938
Most Consecutive Shutouts....3; 1927-28, 1935-36, 1938-39 (2x), 1977-78
Most Consecutive Shutouts, Home....3; 1926-27, 1927-28, 1928-29, 1932-33 & 1953-54
Most Consecutive Shutouts, Road....4; 1938-39
Most Consecutive Shutouts Against....3; 1928-29
Longest Streak without being Shutout....209; Oct. 29, 1977-Feb. 16, 1980
Longest Streak without recording Shutout....123; Nov. 20, 1980-Feb. 20, 1982

INDIVIDUAL

* -- denotes NHL record

CAREER

Most Seasons....21; John Bucyk, 1957-58--1977-78 & Ray Bourque, 1979-80-1999-2000
Most Games....1518; Ray Bourque, 1979-80--1999-2000
Most Goals....545; John Bucyk, 1957-58--1977-78
Most Assists....1111; Ray Bourque, 1979-80--1999-2000
Most Points....1506; Ray Bourque, 1979-80--1999-2000
Most Penalty Minutes....2095; Terry O'Reilly, 1971-72--1984-85
Most Games, including Playoffs....1698; Ray Bourque, 1979-80--1999-2000
Most Goals, including Playoffs....585; John Bucyk, 1957-58--1977-78
Most Assists, including Playoffs....1232; Ray Bourque, 1979-80--1999-2000
Most Points, including Playoffs....1662; Ray Bourque, 1979-80--1999-2000
Most Shutouts by a Goaltender....74; Cecil Thompson, 1928-29--1938-39
Most Games Scoring Three-or-More Goals....26; Phil Esposito, 1967-68--1975-76
Most 20-or-More Goal Seasons....16; John Bucyk
Most Consecutive 20-or-More Goal Seasons....10; John Bucyk, 1967-68--1976-77
Most 30-or-More Goal Seasons....8; Phil Esposito
Most Consecutive 30-or-More Goal Seasons....8; Phil Esposito, 1967-68--1974-75
Most 40-or-More Goal Seasons....7; Phil Esposito
Most Consecutive 40-or-More Goal Seasons....7; Phil Esposito, 1968-69--1974-75
Most 50-or-More Goal Seasons....5; Phil Esposito
Most Consecutive 50-or-More Goal Seasons....5; Phil Esposito, 1970-71--1974-75
Most 60-or-More Goal Seasons....4; Phil Esposito
Most Consecutive 60-or-More Goal Seasons....2; Phil Esposito, 1970-71--1971-72 & 1973-74--1974-75
Most 100-or-More Point Seasons....6; Phil Esposito & Bobby Orr
Most Consecutive 100-or-More Point Seasons....6; Bobby Orr, 1969-70--1974-75

REGULAR SEASON RECORDS

SINGLE SEASON

Most Goals ..... 76; Phil Esposito, 1970-71, 78 games; 43; Cooney Weiland, 1929-30, 44 games
Most Assists ..... 102; Bobby Orr, 1970-71, 78 games
Most Points ..... 152; Phil Esposito, 1970-71, 78 games
Most Penalty Minutes ..... 304; Jay Miller, 1987-88, 80 games
Most Goals, including Playoffs ..... 79; Phil Esposito, 1970-71, 85 games
Most Assists, including Playoffs ..... 109; Bobby Orr, 1970-71, 85 games
Most Points, including Playoffs ..... 162; Phil Esposito, 1970-71, 85 games
Most Power Play Goals ..... 28; Phil Esposito, 1971-72, 78 games
Most Shorthanded Goals ..... 9; Brian Rolston, 2001-02, 82 games
Highest Points-Per-Game Average ..... 1.97; Bill Cowley, 1943-44, 71 points in 36 games; 1.95; Phil Esposito, 1970-71, 152 points in 78 games
Most Shots on Goal ..... 550; Phil Esposito, 1970-71, 78 games*
Most Game-Winning Goals ..... 16; Phil Esposito, 1970-71 & 1971-72, 78 games
Most Goals by a Defenseman ..... 46; Bobby Orr, 1974-75, 80 games
Most Goals by a Center ..... 76; Phil Esposito, 1970-71, 78 games; 43; Cooney Weiland, 1929-30, 44 games
Most Goals by a Right Wing ..... 55; Cam Neely, 1989-90, 80 games
Most Goals by a Left Wing ..... 51; John Bucyk, 1970-71, 78 games; 36; Herb Cain, 1943-44, 50 games
Most Goals by a Rookie ..... 44; Barry Pederson, 1981-82, 80 games
Most Assists by a Defenseman ..... 102; Bobby Orr, 1970-71, 78 games*
Most Assists by a Center ..... 97; Adam Oates, 1992-93, 84 games
Most Assists by a Right Wing ..... 62; Ken Hodge, 1970-71, 78 games
Most Assists by a Left Wing ..... 70; Joe Juneau, 1992-93, 84 games*
Most Assists by a Rookie ..... 70; Joe Juneau, 1992-93, 84 games*
Most Assists by a Goaltender ..... 4; Ed Johnston, 1971-72, 78 games & Gerry Cheevers, 1976-77, 80 games
Most Points by a Defenseman ..... 139; Bobby Orr, 37 G/102 A, 1970-71, 78 games*
Most Points by a Center ..... 152; Phil Esposito, 76 G/76 A, 1970-71, 78 games; 73; Cooney Weiland, 43 G/30 A, 1929-30, 44 games
Most Points by a Right Wing ..... 105; Ken Hodge, 43 G/62 A, 1970-71 & 50 G/55 A, 1973-74, 78 games; & Rick Middleton, 47 G/58 A, 1983-84, 80 games
Most Points by a Left Wing ..... 116; John Bucyk, 51 G/65 A, 1970-71, 78 games
Most Points by a Rookie ..... 102; Joe Juneau, 32 G/70 A, 1992-93, 84 games
Most Goals by a Line ..... 140; Center Phil Esposito, 76; Right wing Ken Hodge, 43; Left wing Wayne Cashman, 21; 1970-71, 78 games
Most Points by a Line ..... 336; Center Phil Esposito, 152; Right wing Ken Hodge, 105; Left wing Wayne Cashman, 79; 1970-71, 78 games
Most Penalty Minutes by a Goaltender ..... 62; Gerry Cheevers, 1979-80, 80 games
Most Shutouts ..... 15; Hal Winkler, 1927-28, 44 games
Most Goaltenders ..... 6; 1996-97; Bill Ranford, Scott Bailey, Rob Tallas, Tim Cheveldae, Jim Carey, Paxton Schafer
Most Minutes Played by a Rookie Goaltender ..... 4020; Jack Gelineau, 1949-50, 70 games

SINGLE GAME

Most Goals ..... 4; Harry Oliver, Cooney Weiland, Roy Conacher, Herb Cain (2), Bill Cowley (2), Woody Dumart, Pit Martin, Phil Esposito (4), John Bucyk (2), Chris Oddleifson, Wayne Cashman, Barry Pederson, Vladimir Ruzicka, Adam Oates, Dave Andreychuk (last, vs. Tampa Bay, Oct. 28, 1999)
Most Goals by a Defenseman ..... 3; Bobby Orr, 9 times; Ray Bourque at Quebec, Mar. 8, 1983; Glen Wesley at New Jersey, Dec. 15, 1993 & Zdeno Chara vs. Carolina, Jan. 17, 2011
Most Power Play Goals by a Defenseman ..... 3; Bobby Orr vs. NY Rangers, Nov. 15, 1973
Most Goals by a Rookie ..... 4; Chris Oddleifson at California, Dec. 30, 1973
Most Assists ..... 6; Ken Hodge vs. NY Rangers, Feb. 9, 1971 & Bobby Orr at Vancouver, Jan. 1, 1973
Most Assists by a Defenseman ..... 6; Bobby Orr at Vancouver, Jan. 1, 1973*
Most Assists by a Rookie ..... 4; Derek Sanderson vs. Chicago, Jan. 21, 1968; Mike Milbury vs. Detroit, Mar. 1, 1977; Barry Pederson at Washington, Dec. 23, 1981 & vs. Hartford, Apr. 4, 1982; Tom Fergus at Winnipeg, Jan. 3, 1982; Craig Janney vs. St. Louis, Jan. 2, 1989
Most Assists, One Period ..... 4; Bobby Orr, 1st vs. California, Feb. 15, 1972; Brad Park, 1st vs. Chicago, Mar. 17, 1979; Wayne Cashman, 2nd vs. Hartford, Nov. 19, 1981; Glen Wesley, 2nd at Chicago, Oct. 16, 1988; Adam Oates, 2nd vs. Anaheim, Mar. 24, 1994
Most Points ..... 7; Bobby Orr vs. NY Rangers, 3 G/4 A, Nov. 15, 1973; Phil Esposito vs. NY Rangers, 3 G/4 A, Dec. 19, 1974; Barry Pederson vs. Hartford, 3 G/4 A, Apr. 4, 1982; Cam Neely at Chicago, 3 G/4 A, Oct. 16, 1988
Most Points, One Period ..... 5; Leo Labine, 2nd vs. Detroit, 3 G/2 A, Nov. 28, 1954
Most Penalties ..... 10; Chris Nilan vs. Hartford, Mar. 31, 1991,* 6 minors, 2 majors, 1 misconduct, 1 game misconduct
Most Penalty Minutes ..... 43; Keith Crowder vs. Minnesota, Feb. 26, 1981, 4 minors, 1 major, 2 misconducts, 1 game misconduct

STREAKS

Most Consecutive Games Played ..... 418; John Bucyk, Jan. 23, 1969-Mar. 2, 1975
Most Consecutive Scoreless Minutes ..... 231:54; Frank Brimsek, 1938-39
Most Consecutive Shutouts ..... 3; Hal Winkler, 1927-28; Cecil Thompson, 1935-36 & Frank Brimsek, 1938-39 twice
Longest Win Streak by a Goaltender ..... 17; Gilles Gilbert, 1975-76*
Longest Unbeaten Streak by a Goaltender ..... 32; Gerry Cheevers, 24-0-8, 1971-72*
Longest Goal Scoring Streak ..... 9; Phil Esposito, 14 G, 1970-71
Longest Assist Streak ..... 18; Adam Oates, 28 A, 1992-93
Longest Point Streak ..... 22; Bronco Horvath, 16 G/17 A, 1959-60

Credit Steve Babineau/NHLI via Getty Images

Ray Bourque (left), John Bucyk (center) and Milt Schmidt (right) are the last three Bruins to hold the club's career scoring record. Bucyk broke Schmidt's record of 575 points on Dec. 7, 1967 while Bourque surpassed Bucyk's 1,339 on Feb. 1, 1997.

REGULAR SEASON SCORING & RESULTS

Note: All NHL and team records referred to in this section are current to that season. Many were broken in subsequent seasons. An * indicates an overtime or shootout decision.

1924-25

Gm	Date		Opponent	Score	
1	Dec.	1	Mtl Maroons	W	2-1
2		3	at Toronto	L	3-5
3		8	Mtl Canadiens	L	3-4
4		10	at Hamilton	L	1-7
5		15	Ottawa	L	2-10
6		17	at Mtl Maroons	L	2-6
7		22	Toronto	L	1-10
8		25	at Mtl Canadiens	L	0-5
9		29	Hamilton	L	1-2
10		31	at Ottawa	L	2-5
11	Jan.	3	at Mtl Maroons	L	3-4
12		5	Toronto	L	2-3
13		10	at Mtl Canadiens*	W	3-2
14		12	Hamilton	L	2-4
15		17	at Ottawa	L	2-3
16		20	Mtl Maroons	L	0-2
17		24	at Toronto	L	3-4
18		27	Mtl Canadiens	L	0-4
19		31	at Hamilton	L	3-8
20	Feb.	3	Ottawa	L	1-3
21		7	at Mtl Maroons	W	1-0
22		10	Toronto	L	1-5
23		14	at Mtl Canadiens	L	1-5
24		17	Hamilton	L	1-2
25		21	at Ottawa	L	0-3
26		24	Mtl Maroons	W	2-1
27		28	at Toronto	L	1-5
28	Mar.	3	Mtl Canadiens	W	3-2
29		7	at Hamilton	W	2-0
30		9	Ottawa	L	1-4

Player	GP	G	A	PTS	PIM
Jimmy Herberts	30	17	7	24	55
Billy Stuart/Toronto	4	0	1	1	2
/Boston	25	5	3	8	30
/Total	29	5	4	9	32
Carson Cooper	12	5	3	8	4
Stan Jackson/Toronto	3	0	0	0	7
/Boston	24	5	2	7	30
/Total	27	5	2	7	37
George Redding	27	3	2	5	10
Fred Harris	6	3	1	4	8
Lionel Hitchman/Ottawa	12	0	0	0	2
/Boston	19	3	1	4	22
/Total	31	3	1	4	24
Herb Mitchell	27	3	0	3	24
Normie Shay	18	1	2	3	14
Lloyd Cook	4	1	0	1	0
Bobby Rowe	4	1	0	1	0
Bernie Morris	6	1	0	1	0
Bobby Benson	8	0	1	1	4
Fern Headley	11	0	1	1	2
Jack Ingram	1	0	0	0	0
Howard Lockhart	2	0	0	0	0
Emory Sparrow	8	0	0	0	4
Norman Fowler	7	0	0	0	0
Alfie Skinner	10	0	0	0	15
George Carroll/Montreal	5	0	0	0	2
/Boston	11	0	0	0	9
/Total	16	0	0	0	11
Charles Stewart	21	0	0	0	0
Werner Schnarr	24	0	0	0	0

Goaltender	GP	MINS	W-L-T	GA	GAA
Charles Stewart	21	1266	5-16-0	65	3.08
Howard Lockhart	2	120	0-2-0	11	5.50
Norman Fowler	7	420	1-6-0	43	6.14

1924-25 NOTABLES:

Home Record.....3-12-0
Road Record.....3-12-0
Overall Record.....6-24-0

• The Bruins finish their first NHL season ranked sixth in the six-team league.
• Jimmy Herberts finishes ninth overall in NHL scoring.
• November 1, 1924: Charles F. Adams is awarded the first U.S.-based team in the National Hockey League. He holds a contest to name the Boston club and the "Bruins"are born.
• March 7, 1925: The Bruins take a 2-0 victory in Hamilton behind Charles Stewart's shutout. It is the sixth and final win of the season for Boston and is their only victory over a team from a city other than Montreal (Canadiens or Maroons).

BOSTON BRUINS FIRSTS

First Game..... December 1, 1924 at Boston Arena, 2-1 win vs. Montreal Maroons
First Goal.....Fred Harris, December 1, 1924 vs. Montreal Maroons
First Assist.....Carson Cooper, December 1, 1924 vs. Montreal Maroons
First Game-Winning Goal.....Carson Cooper, December 1, 1924 vs. Montreal Maroons
First Penalty..... Fern Headley, December 1, 1924 vs. Montreal Maroons
First Goal Against..... Charlie Dinsmore vs. Norman Fowler, December 1, 1924 vs. Montreal Maroons
First Shutout.....Charles Stewart, February 7, 1925 1-0 at Montreal Maroons

Carson Cooper scored the first game-winning goal in team history on December 1, 1924.

1925-26

Gm	Date		Opponent	Score	
1	Nov.	26	Pittsburgh	L	1-2
2		28	at Toronto	W	3-2
3	Dec.	1	Mtl Canadiens	L	2-3
4		3	at Ottawa	L	0-2
5		5	at Mtl Maroons	L	0-4
6		8	Mtl Maroons	W	3-2
7		11	at Pittsburgh	L	3-5
8		15	Ottawa	L	1-2
9		19	at Mtl Canadiens*	L	5-6
10		22	NY Americans	L	2-3
11		29	Toronto	W	3-0
12	Jan.	5	Pittsburgh	W	3-0
13		7	at NY Americans*	T	2-2
14		9	at Toronto	L	2-3
15		12	Mtl Canadiens	L	2-4
16		15	at Pittsburgh	L	1-5
17		19	Mtl Maroons*	T	3-3
18		23	at NY Americans*	T	2-2
19		26	Ottawa	L	2-8
20		30	at Mtl Maroons	W	5-0
21	Feb.	2	Toronto	W	3-2
22		4	at Ottawa	W	3-2
23		6	at Mtl Canadiens*	T	3-3
24		9	NY Americans	W	4-0
25		13	at Toronto	W	7-4
26		16	Pittsburgh*	W	3-2
27		18	at NY Americans	W	7-3
28		20	at Mtl Canadiens	W	3-1
29		22	Toronto*	W	2-1
30		27	at Ottawa	L	2-3
31	Mar.	2	Mtl Canadiens	W	4-1
32		4	at Mtl Maroons	W	3-2
33		6	Ottawa	W	1-0
34		9	NY Americans	L	0-1
35		12	at Pittsburgh*	L	1-2
36		16	Mtl Maroons	W	1-0

Player	GP	G	A	PTS	PIM
Carson Cooper	36	28	3	31	10
Jimmy Herberts	36	26	5	31	47
Lionel Hitchman	36	7	4	11	70
Sprague Cleghorn	28	6	5	11	49
Leland Harrington	26	7	2	9	6
Billy Stuart	33	6	1	7	41
George Geran	33	5	1	6	6
Stan Jackson	28	3	3	6	30
Herb Mitchell	26	3	0	3	14
Normie Shay	13	1	0	1	2
Charles Cahill	31	0	1	1	4
Werner Schnarr	1	0	0	0	0
Fred Bergdinon	2	0	0	0	0
Maurice Roberts	2	0	0	0	0
Joe Matte	3	0	0	0	0
Charles Larose	6	0	0	0	0
John Brackenborough	7	0	0	0	0
George Redding	8	0	0	0	0
Phil Stevens	17	0	0	0	0
Charles Stewart	35	0	0	0	0

Goaltender	GP	MINS	W-L-T	GA	GAA
Charles Stewart	35	2168	16-14-4	80	2.21
Maurice Roberts	2	90	1-1-0	5	3.33

1925-26 NOTABLES:

Home Record.....10-7-1
Road Record.....7-8-3
Overall Record.....17-15-4

• Carson Cooper and Jimmy Herberts finish third and fourth, respectively, in the NHL scoring race.
• January 5, 1925: Jimmy Herberts scores the first hat trick in Bruins history, tallying all three Boston goals in a 3-0 win over the Pittsburgh Pirates.
• January 7, 1925: The Bruins play the first tie game in their history, a 2-2 deadlock at the NY Americans.
• March 16, 1925: The Bruins end their second season with a 1-0 victory over the Montreal Maroons, but miss what would have been their first playoff berth by one point as Pittsburgh had beaten Ottawa the night before to clinch third place.

Jimmy Herberts scored the first hat trick in Bruins history on January 5, 1925.

1926-27

Gm	Date		Opponent	Score	
1	Nov.	16	Mtl Canadiens	W	4-1
2		18	at Detroit	W	2-0
3		20	at Chicago	L	1-5
4		23	Mtl Maroons	L	1-2
5		30	Ottawa	L	1-2
6	Dec.	4	at Pittsburgh*	W	4-3
7		7	NY Rangers	L	0-1
8		12	at NY Rangers*	L	1-2
9		14	Detroit	W	7-2
10		16	at Mtl Canadiens*	T	2-2
11		18	Pittsburgh	W	3-0
12		21	Toronto	L	3-5
13		23	at Mtl Maroons	W	2-1
14		28	NY Americans	W	2-1
15		30	at Toronto	L	1-4
16	Jan.	2	at NY Americans	L	0-3
17		4	Ottawa*	W	2-1
18		8	Mtl Maroons	L	0-3
19		11	Chicago	W	6-3
20		13	at Detroit	L	2-3
21		15	at Ottawa	L	4-5
22		18	NY Rangers	W	7-3
23		20	at NY Rangers*	T	2-2
24		22	at Chicago*	T	2-2
25		25	Pittsburgh	W	3-1
26		29	at Pittsburgh	L	0-2
27	Feb.	1	Toronto	W	1-0
28		5	at Toronto	L	0-1
29		8	Detroit	W	2-0
30		12	at Mtl Maroons	W	3-2
31		15	Chicago	W	3-0
32		20	at NY Rangers	L	1-3
33		22	Detroit	W	3-2
34		26	at Mtl Canadiens	L	0-2

35	Mar.	1	at NY Americans	L	0-3
36		5	NY Americans	W	5-0
37		8	Pittsburgh	W	5-2
38		12	Chicago	L	0-4
39		15	at Chicago*	W	2-1
40		17	at Ottawa	L	0-1
41		19	at Detroit	W	3-1
42		22	Mtl Canadiens	L	0-1
43		24	at Pittsburgh	L	3-4
44		26	at NY Rangers*	W	4-3

Player	GP	G	A	PTS	PIM
Frank Fredrickson/Detroit	16	4	6	10	12
/Boston	28	14	7	21	33
/Total	44	18	13	31	45
Harry Oliver	44	18	6	24	17
Jimmy Herberts	35	15	7	22	51
Eddie Shore	41	12	6	18	130
Percy Galbraith	42	9	8	17	26
Lionel Hitchman	41	3	6	9	70
Sprague Cleghorn	44	7	1	8	84
Billy Boucher/Montreal	21	4	0	4	14
/Boston	14	2	0	2	12
/Total	35	6	0	6	26
Billy Stuart	43	3	1	4	20
Billy Coutu	41	1	1	2	25
Harry Meeking/Detroit	6	0	0	0	4
/Boston	23	1	0	1	2
/Total	29	1	0	1	6
Charles Cahill	1	0	0	0	0
Carson Cooper	10	0	0	0	0
Charles Stewart	21	0	0	0	0
Hal Winkler	23	0	0	0	0

Goaltender	GP	MINS	W-L-T	GA	GAA
Hal Winkler	23	1445	12-9-2	40	1.66
Charles Stewart	21	1303	9-11-1	49	2.26

Harry Oliver scored the first four-goal game in Bruins history on January 11, 1927.

1926-27 NOTABLES:

Home Record.....15-7-0
Road Record.....6-13-3
Overall Record.....21-20-3

• Frank Fredrickson and Harry Oliver finish fourth and ninth, respectively, in NHL scoring.
• January 11, 1927: Harry Oliver becomes the first Bruin to score four goals in a game in a 6-3 victory over Chicago. Four of Boston's goals came in a 1:25 span of the first period.
• January 18, 1927: Frank Fredrickson ties a team record that had been set just seven days prior with a four-goal effort in a 7-3 win over the NY Rangers.
• January 29, 1927: The Bruins play two minutes of the third period with just one skater on the ice as four skaters were serving penalties.
• February 22, 1927: A flashing red light is used for the first time at the Boston Arena to signal a goal scored. Goal judges had waved a flag prior to that time.

1927-28

Gm	Date		Opponent	Score	
1	Nov.	15	Chicago*	T	1-1
2		19	Detroit	W	5-2
3		22	Toronto	W	1-0
4		26	NY Americans*	L	3-4
5		27	at NY Rangers*	T	1-1
6		29	Mtl Maroons	W	4-0
7	Dec.	1	at Pittsburgh*	T	0-0
8		3	at Ottawa	L	2-3
9		6	Mtl Canadiens*	T	1-1
10	Dec.	10	at Chicago	W	2-0
11		11	at Detroit*	W	2-1
12		13	NY Rangers	L	2-3
13		17	at Mtl Canadiens	L	1-5
14		20	Ottawa	W	1-0
15		27	NY Rangers	W	2-0
16		29	at Toronto	L	1-2
17	Jan.	1	at NY Americans	W	3-2
18		3	Pittsburgh*	T	0-0
19		7	at Mtl Maroons	L	1-4
20		10	Chicago	W	3-1
21		12	at NY Rangers*	T	2-2
22		14	at Ottawa	W	4-2
23		17	Mtl Canadiens	L	1-3
24		21	at Chicago*	T	1-1
25		22	at Detroit*	L	2-3
26		24	Pittsburgh*	T	0-0
27		28	at Pittsburgh	L	0-1
28		31	NY Americans	W	2-1
29	Feb.	7	Detroit	W	4-2
30		11	at Mtl Canadiens*	T	1-1
31		14	Chicago	W	1-0
32		19	at NY Rangers	W	2-0
33		21	Pittsburgh	W	2-0
34		25	at Mtl Maroons	L	1-3
35		28	Mtl Maroons	W	2-1
36	Mar.	3	at Toronto*	T	0-0
37		6	Ottawa	W	1-0
38		10	NY Rangers*	T	3-3
39		11	at NY Americans	W	1-0
40		13	Detroit	W	3-0
41		15	at Chicago	W	3-1
42		17	at Pittsburgh	L	1-3
43		20	Toronto	L	2-6
44		24	at Detroit	L	2-7

Player	GP	G	A	PTS	PIM
Harry Oliver	44	13	5	18	20
Eddie Shore	44	11	6	17	165
Frank Fredrickson	44	10	4	14	83
Norman Gainor	41	8	4	12	35
Percy Galbraith	42	6	5	11	26
Harry Connor	42	9	1	10	26
Lionel Hitchman	44	5	3	8	87
Dit Clapper	40	4	1	5	20
Fred Gordon	41	3	2	5	40
Sprague Cleghorn	37	2	2	4	14
Leland Harrington	22	1	0	1	7
Martin Lauder	3	0	0	0	2
Nobby Clark	5	0	0	0	0
Hal Winkler	44	0	0	0	0

Goaltender	GP	MINS	W-L-T	GA	GAA
Hal Winkler	44	2780	20-13-11	70	1.51

Hal Winkler was the first Boston goaltender to play in every game in a season when he manned the nets for all 44 contests in 1927-28.

1927-28 NOTABLES:

Home Record.....13-4-5
Road Record.....7-9-6
Overall Record.....20-13-11

• The Bruins finish first overall in the American Division.
• Hal Winkler ties a league record with 15 shutouts on the season.
• December 13, 1927: The NY Rangers score three power play goals in a 3-2 win over the Bruins as Boston plays short-handed for 17 minutes of the second period.
• January 10, 1928: "Art Ross nets" are used for the first time in a Bruins game. The net, designed by the Boston General Manager and Coach, is slightly larger and M-shaped to keep the puck from rebounding out as quickly.
• February 21, 1928: Brothers oppose each other as coaches for the first time in NHL history as Sprague Cleghorn is Boston's acting coach with Art Ross ill and Odie Cleghorn is behind the Pittsburgh bench. Sprague wins the family bragging rights as Boston takes a 2-0 victory.

1928-29

Gm	Date		Opponent	Score	
1	Nov.	15	at Pittsburgh*	W	1-0
2		17	at Ottawa*	T	2-2
3		20	Mtl Canadiens	L	0-1
4		22	at Detroit	L	0-2
5		25	at Chicago*	T	1-1
6		27	Pittsburgh	W	1-0
7	Dec.	4	NY Rangers	W	2-0
8		8	Mtl Maroons	W	5-1
9		9	at NY Americans	L	1-2
10		11	NY Americans	L	0-3
11		15	at Toronto	L	0-2
12		18	Detroit	W	3-1
13		25	Chicago	L	1-2
14		30	at NY Rangers	L	0-2
15	Jan.	1	Ottawa	W	3-0
16		3	at Mtl Maroons	W	1-0
17		5	Pittsburgh	W	3-2
18		8	Toronto	W	5-2
19		10	at Mtl Canadiens	W	4-2
20		12	Detroit	W	3-2
21		15	NY Rangers	W	4-1
22		17	at Detroit*	T	1-1
23		20	at Chicago	W	2-0
24		22	Mtl Canadiens*	T	0-0
25		27	at NY Rangers	W	2-1
26		29	Chicago	W	4-1
27		31	at Toronto	W	3-1
28	Feb.	2	Toronto	L	0-3
29		5	NY Americans	L	0-1
30		9	at Mtl Maroons	L	0-1
31		12	Detroit	W	1-0
32		14	at Pittsburgh	L	0-2
33		16	at Chicago	W	3-0
34		19	Pittsburgh	W	1-0
35		24	at NY Americans*	T	2-2
36		26	Mtl Maroons	W	1-0
37		28	at Ottawa	W	4-0
38	Mar.	2	at Mtl Canadiens	L	0-3
39		5	NY Rangers	W	2-1
40		9	Ottawa	L	1-2
41		10	at NY Rangers	W	3-2
42		12	Chicago	W	11-1
43		14	at Detroit	W	5-1
44		16	at Pittsburgh	W	3-1

Player	GP	G	A	PTS	PIM
Harry Oliver	43	17	6	23	24
Norman Gainor	39	14	5	19	30
Eddie Shore	39	12	7	19	96
Bill Carson/Toronto	24	7	6	13	45
/Boston	19	4	2	6	10
/Total	43	11	8	19	55
Cooney Weiland	40	11	7	18	16
Dit Clapper	40	9	2	11	48
Mickey Mackay/Pittsburgh	10	1	0	1	2
/Boston	30	8	2	10	18
/Total	40	9	2	11	20
George Owen	26	5	4	9	48
Frank Fredrickson	12	3	1	4	24
Percy Galbraith	38	2	1	3	44
Cy Denneny	23	1	2	3	2
Myles Lane/NY Rangers	24	1	0	1	22
/Boston	19	1	0	1	2
/Total	43	2	0	2	24
Jim Lloyd Klein	14	1	0	1	5
Lionel Hitchman	38	1	0	1	64
Eric Pettinger	17	0	0	0	17
Eddie Rodden	20	0	0	0	10
Redvers Green	25	0	0	0	16
Cecil Thompson	44	0	0	0	0

Goaltender	GP	MINS	W-L-T	GA	GAA
Cecil Thompson	44	2710	26-13-5	52	1.15

1928-29 NOTABLES:

Home Record.....15-6-1
Road Record.....11-7-4
Overall Record.....26-13-5

• The Bruins finish with a winning record on the road for the first time in their history at 11-7-4 and win the American Division crown.
• Harry Oliver finishes seventh overall in the league's scoring race.
• November 20, 1928: The Bruins play their first game in the new Boston Garden with an estimated attendance of 16,000. Montreal's Sylvio Mantha scores the game's only goal at 19:58 of the second period on Cecil "Tiny" Thompson.
• January 8, 1929: George Owen, Jr. becomes the first player from Harvard University to play an NHL game.
• January 15, 1929: Eddie Shore misses his first Boston game to injury with a sprained ankle. He had played in 117 of 118 games prior to this, missing one due to an NHL suspension.
• February 2, 1929: The Bruins have their NHL record 13-game unbeaten streak snapped at 11-0-2 with a 3-0 loss to Toronto.
• February 16, 1929: The Bruins take a 3-0 win over Chicago in a game played at the Peace Bridge Arena in Fort Erie, Ontario due to construction of Chicago's new arena.



George Owen became the first player from Harvard University to play in the NHL when he suited up for the Bruins on January 8, 1929.

1929-30

Gm	Date		Opponent	Score	
1	Nov.	14	at Detroit	W	5-2
2		16	at Toronto	W	6-5
3		19	NY Rangers	W	3-2
4		23	at Mtl Maroons	W	4-3
5		26	Mtl Maroons	L	1-6
6		30	at Pittsburgh	W	6-2
7	Dec.	1	at Chicago	L	1-3
8		3	Mtl Canadiens	W	3-1
9		7	Detroit	W	2-1
10		10	Pittsburgh	W	5-4
11		12	at Ottawa	W	3-2
12		15	at NY Americans	W	8-4
13		17	Ottawa	W	6-2
14		21	Chicago	W	4-1
15		25	Toronto	W	6-2
16		26	at NY Rangers	W	4-2
17		28	at Mtl Canadiens	W	3-2
18	Jan.	1	NY Americans	W	5-2
19		4	at Mtl Maroons	W	4-2
20		7	NY Rangers	W	3-0
21		9	at Pittsburgh	W	4-3
22		12	at NY Americans	L	2-3
23		14	Ottawa	W	5-1
24		16	at Chicago	L	1-2
25		19	at Detroit	W	5-4
26		21	Chicago	W	5-1
27		23	NY Americans*	W	2-1
28		25	at Mtl Canadiens	W	2-1
29		28	Pittsburgh	W	6-0
30	Feb.	2	at NY Rangers*	T	3-3
31		4	Detroit	W	3-1
32		11	Toronto*	W	6-5
33		12	at Pittsburgh	W	4-3
34		15	at Toronto*	W	5-3
35		16	at Detroit	W	4-2
36		18	Mtl Maroons	W	3-2
37		23	at NY Rangers	W	3-2
38		25	Pittsburgh	W	7-0
39	Mar.	1	at Ottawa	W	2-1
40		4	Mtl Canadiens	W	5-2
41		11	Chicago	W	4-3
42		13	at Chicago*	L	2-3
43		15	Detroit	W	5-2
44		18	NY Rangers	W	9-2

Player	GP	G	A	PTS	PIM
Cooney Weiland	44	43	30	73	27
Dit Clapper	44	41	20	61	48
Norman Gainor	43	18	31	49	39
Marty Barry	44	18	15	33	8
Eddie Shore	43	12	19	31	105
Harry Oliver	42	16	5	21	12
Percy Galbraith	44	7	9	16	38
George Owen	42	9	4	13	31
Bill Carson	44	7	4	11	24
Mickey Mackay	40	4	5	9	13
Lionel Hitchman	39	2	7	9	39
Harry Connor/Ottawa	25	1	2	3	22
/Boston	13	0	0	0	4
/Total	38	1	2	3	26
Bill Hutton	16	2	0	2	2
Art Gagne	6	0	1	1	6
Myles Lane	3	0	0	0	0
Bobby Taylor	8	0	0	0	6
Cecil Thompson	44	0	0	0	0

Goaltender	GP	MINS	W-L-T	GA	GAA
Cecil Thompson	44	2680	38-5-1	98	2.19

1929-30 NOTABLES:

Home Record.....21-1-0
Road Record.....17-4-1
Overall Record.....38-5-1

Ralph "Cooney" Weiland became the first Bruin to win a league scoring title with 43 goals and 73 points in just 44 games in the 1929-30 season.

• The Bruins set NHL records with 38 wins, 77 points, 179 goals for and 98 goals against. Their points percentage of .875 remains the best in NHL history.
• Ralph "Cooney" Weiland becomes the first Bruin to lead the NHL in scoring with the best single season in league history, scoring 73 points in just 44 games.
• Cecil "Tiny" Thompson wins the Vezina Trophy for allowing the fewest goals in the league.
• Dit Clapper (third) and Dutch Gainor (tenth) also place in the league's top ten in scoring.
• December 17, 1929: Cooney Weiland takes the first major penalty of his career in a fight with Ottawa's Joe Lamb. Eddie Shore is fined $25 by the NHL for coming off the bench to join in the altercation.
• January 12, 1930: The Bruins have their NHL-record 14-game win streak snapped with a 3-2 loss at NY Americans. It remains a club record. It also snaps Tiny Thompson's league record win streak for a goaltender at 14 games.
• January 21, 1930: Cooney Weiland scores twice, including the team's 100th goal of the season, in a 5-1 win over Chicago. It is the earliest any NHL team has reached the 100-goal mark.
• March 18, 1930: The Bruins take a 9-2 victory over NY Rangers for their league-record 20th straight home victory. Cooney Weiland scores three goals in the 9-2 win over NY Rangers and wins the league's scoring title with 43 goals and 73 points in just 44 games.

1930-31

Gm	Date		Opponent	Score	
1	Nov.	11	NY Americans	W	1-0
2		18	Mtl Canadiens	W	5-2
3		20	at Chicago	L	0-1
4		23	at Detroit*	T	2-2
5		25	Chicago*	L	3-4
6		27	at Ottawa	W	2-1
7		29	at Mtl Canadiens	L	2-3
8	Dec.	2	Toronto	W	3-2
9	Dec.	6	at Philadelphia	W	4-3
10		9	Mtl Maroons	W	2-1
11		11	at NY Americans	L	1-2
12		13	at Toronto	W	7-3
13		16	Detroit	W	3-2
14		18	at NY Rangers	W	4-2
15		20	NY Rangers*	T	2-2
16		25	Philadelphia	W	8-0
17		30	Ottawa	W	7-3
18	Jan.	1	at NY Rangers*	W	4-3
19		3	at Mtl Maroons	L	3-5
20		6	Chicago	W	5-2
21		8	at Ottawa	W	3-1
22		11	at Detroit	W	4-1
23		13	NY Rangers*	T	2-2
24		15	at Chicago	L	0-2
25		20	Ottawa	W	4-2
26		22	at NY Americans	L	1-2
27		24	at Philadelphia	W	4-2
28		27	Philadelphia*	T	3-3
29		29	at NY Rangers	W	4-3
30	Feb.	3	Detroit	W	7-2
31		7	at Mtl Canadiens	W	2-1
32		10	Chicago	W	2-1
33		14	at Mtl Maroons	W	4-2
34		17	NY Americans	W	2-0
35		19	Mtl Canadiens*	T	1-1
36		21	at Toronto	L	2-4
37		24	at Philadelphia	W	5-1
38	Mar.	3	NY Rangers	W	4-1
39		7	Philadelphia	W	7-2
40		10	Toronto*	T	3-3
41		12	at Chicago	L	2-3
42		15	at Detroit*	L	2-5
43		17	Detroit	W	4-2
44		21	Mtl Maroons	W	3-1

Player	GP	G	A	PTS	PIM
Cooney Weiland	44	25	13	38	14
Marty Barry	44	20	11	31	26
Eddie Shore	44	15	16	31	105
Dit Clapper	43	22	8	30	50
Harry Oliver	43	16	14	30	18
George Owen	37	12	13	25	33
Red Beattie	32	10	11	21	25
Art Chapman	44	7	7	14	22
Norman Gainor	32	8	3	11	14
Hal Darragh/Philadelphia	10	1	1	2	2
/Boston	25	2	4	6	4
/Total	35	3	5	8	6
Fred Harris	34	2	4	6	20
Percy Galbraith	43	2	3	5	28
Jack Pratt	32	2	0	2	36
Lionel Hitchman	41	0	2	2	40
Paul Runge	2	0	0	0	0
Bill Hutton	9	0	0	0	2
Ron Lyons	14	0	0	0	21
Cecil Thompson	44	0	0	0	0

Goaltender	GP	MINS	W-L-T	GA	GAA
Cecil Thompson	44	2730	28-10-6	90	1.98

Cooney Weiland (left) and Tiny Thompson (right) in the dressing room in Boston Garden. Weiland led the team in scoring in 1930-31 while Thompson tended goal in every game for the third straight season.

1930-31 NOTABLES:

Home Record.....16-1-5
Road Record.....12-9-1
Overall Record.....28-10-6

• The Bruins win their fourth consecutive American Division title.
• Eddie Shore, Dit Clapper and Tiny Thompson are named to the league's inaugural All-Star Teams. Shore is named to the First Team on defense while Clapper and Thompson earned Second Team berths in defense and goal, respectively.
• Cooney Weiland finishes ninth overall in league scoring.
• November 25, 1930: The Bruins suffer their only home loss of the season with a 4-3 overtime setback to Chicago.
• December 25, 1930: Six players, including Boston's Eddie Shore, George Owen and Dit Clapper, are given major penalties following a bench-clearing altercation in an 8-0 win over Philadelphia. All three players are fined $15 by the NHL and Clapper would later be suspended for one game.

1931-32

Gm	Date		Opponent	Score	
1	Nov.	14	at Mtl Maroons	L	1-4
2		17	Detroit*	W	1-0
3		19	at NY Rangers	L	1-2
4		21	at Mtl Canadiens	L	0-3
5		24	Mtl Canadiens	W	7-1
6		26	Chicago	W	1-0
7		28	at Toronto*	L	5-6
8	Dec.	1	Mtl Maroons	W	7-3
9		8	NY Americans	L	2-3
10		10	at Detroit*	T	1-1
11		13	at Chicago	W	3-0
12		15	NY Rangers*	T	2-2
13		22	Detroit	W	6-2
14		26	at Mtl Maroons*	T	4-4
15		29	Chicago*	T	3-3
16		31	Mtl Canadiens	W	5-0
17	Jan.	3	at NY Americans*	T	0-0
18		5	Toronto*	T	3-3
19		7	at Detroit*	T	0-0
20		10	at Chicago*	T	1-1
21		12	NY Rangers*	L	3-5
22		14	at NY Rangers	L	1-3
23		16	at Mtl Canadiens*	T	2-2
24		19	Chicago	L	2-3
25		23	Detroit	L	0-2
26		26	Mtl Maroons	L	3-4
27		28	at NY Rangers	W	4-1
28	Feb.	2	NY Americans	L	3-4
29		4	at NY Americans	W	5-0
30		6	at Toronto	L	0-6
31		9	NY Rangers	W	2-1
32		11	Mtl Maroons	L	4-7
33		14	at NY Americans	W	3-1
34		16	Toronto	W	3-0
35		18	at Detroit*	T	0-0
36		20	at Chicago	L	1-2
37		23	NY Rangers*	L	0-2
38		25	at NY Rangers*	T	3-3
39		27	at Mtl Canadiens	L	2-4
40	Mar.	1	Mtl Canadiens	W	7-6
41		5	at Mtl Maroons	L	1-3
42		8	Detroit	W	2-0
43		10	Chicago	L	2-3
44		12	at Toronto*	L	3-5
45		15	Toronto	W	6-2
46		18	at Detroit*	T	1-1
47		20	at Chicago	L	0-1
48		22	NY Americans	L	6-8

Player	GP	G	A	PTS	PIM
Dit Clapper	48	17	22	39	21
Marty Barry	48	21	17	38	22
Cooney Weiland	47	14	12	26	20
Art Chapman	48	11	14	25	18
George Owen	45	12	10	22	29
Eddie Shore	44	9	13	22	80
Harry Oliver	44	13	7	20	22
Irwin Boyd	30	10	10	20	31
Bill Touhey	26	5	4	9	12
Frank Jerwa	29	4	5	9	14
Alex Cook	28	4	4	8	14
Lionel Hitchman	48	4	3	7	36
Eddie Burke	16	3	0	3	12
Percy Galbraith	47	2	1	3	28
Harry Foster	34	1	2	3	12
Jim Lloyd Klein	6	1	0	1	0
Paul Runge	14	0	1	1	8
Ed Jeremiah/NY Americans	9	0	1	1	0
/Boston	6	0	0	0	0
/Total	15	0	1	1	0
Red Beattie	2	0	0	0	0
Wilf Cude	2	0	0	0	0
Max Sutherland	2	0	0	0	0
Percy Jackson	4	0	0	0	0
Jack Pratt	5	0	0	0	6
Joe Jerwa	6	0	0	0	8
Cecil Thompson	43	0	0	0	0

Goaltender	GP	MINS	W-L-T	GA	GAA
Percy Jackson	4	232	1-1-1	8	2.07
Cecil Thompson	43	2698	13-19-11	103	2.29
Wilf Cude	2	120	1-1-0	6	3.00

1931-32 NOTABLES:

Home Record..... 11-10-3
Road Record.....4-11-9
Overall Record.....15-21-12

Eddie Shore was named a First Team All-Star in 1931-32 for the second straight season.

• Dit Clapper finishes ninth overall in the league's scoring race.
• Eddie Shore is named a First Team All-Star on defense.
• December 8, 1931: A 3-2 loss to the NY Americans snaps a 19-0-5 home unbeaten streak dating back to December 2, 1930.
• January 16, 1932: Percy Jackson plays in net for Boston in a 2-2 tie at Montreal Canadiens. Tiny Thompson misses the game with an injury, snapping his consecutive games streak at 154 games.
• January 26, 1932: Percy Jackson replaces Tiny Thompson in goal at the start of the second period of a 4-3 loss to Montreal Maroons. It is the first time a goaltender other than Thompson has tended the Bruins net in Boston Garden.
• February 4, 1932: Wilf Cude earns a 5-0 shutout at NY Americans. It is his first game as a Bruin, having been borrowed from the Boston Cubs with both Tiny Thompson and Percy Jackson injured.
• March 22, 1932: With both Boston and the NY Americans out of playoff contention, experimental rules were tried at the suggestion of Boston General Manager and Coach Art Ross. The blue lines were eliminated and just the center red line governed off-sides.

1932-33

Gm	Date		Opponent	Score	
1	Nov.	10	at Toronto*	T	1-1
2		12	at Mtl Canadiens	W	4-0
3		15	Mtl Maroons	W	3-2
4		17	at NY Americans	L	2-4
5		22	Chicago	W	5-1
6		26	at Ottawa	W	6-4
7		29	NY Rangers	L	4-6
8	Dec.	3	at Mtl Maroons	L	0-2
9		6	NY Americans*	W	2-0
10		11	at NY Rangers*	L	1-3
11		13	Toronto	W	5-1
12		15	at Chicago	W	1-0
13		18	at Detroit	L	1-2
14		20	Ottawa	W	2-1
15		22	Detroit	W	7-0
16		24	at Ottawa*	T	1-1
17		27	Mtl Canadiens	W	1-0
18	Jan.	1	at NY Americans	L	4-5
19		3	NY Americans*	T	0-0
20		5	at Chicago*	T	0-0
21		8	at Detroit	L	1-3
22		10	Ottawa*	W	3-2
23		12	at NY Rangers	L	1-3
24		14	at Mtl Maroons	W	3-2
25		17	Mtl Maroons	W	6-2
26		19	at Toronto	L	0-3
27		21	at Mtl Canadiens	L	2-5
28	Jan.	24	Mtl Canadiens	W	3-2
29		26	Toronto	W	4-2
30		31	Chicago	L	1-5
31	Feb.	2	Detroit*	T	1-1
32		4	at Ottawa	L	2-3
33		7	NY Rangers	W	2-1
34		9	Mtl Maroons	W	1-0
35		11	at Mtl Maroons	L	2-4
36		14	Toronto	W	7-2
37		16	at Chicago	L	1-2
38		19	at Detroit	L	1-2
39		21	Mtl Canadiens	W	10-0
40		28	Ottawa*	T	0-0
41	Mar.	5	at NY Rangers	W	2-1
42		7	Detroit	W	4-1
43		9	NY Americans	W	4-2
44		11	at Toronto	W	6-2
45		14	Chicago	W	3-2
46		16	at NY Americans*	T	1-1
47		18	at Mtl Canadiens*	T	0-0
48		21	NY Rangers	W	3-2

Player	GP	G	A	PTS	PIM
Marty Barry	47	24	13	37	40
Nels Stewart	47	18	18	36	62
Eddie Shore	48	8	27	35	102
Dit Clapper	48	14	14	28	42
Red Beattie	48	8	12	20	12
Joe Lamb	42	11	8	19	68
Harry Oliver	47	11	7	18	10
Vic Ripley/Chicago	15	2	4	6	6
/Boston	23	2	5	7	21
/Total	38	4	9	13	27
Orville Heximer	48	7	5	12	24
Alex Smith/Ottawa	34	2	0	2	42
/Boston	15	5	4	9	30
/Total	49	7	4	11	72
Art Chapman	46	3	6	9	19
George Owen	42	6	2	8	10
Frank Jerwa	34	3	4	7	23
Tom Filmore/NY Americans	34	1	4	5	9
/Boston	1	0	0	0	0
/Total	35	1	4	5	9
Billy Burch	23	3	1	4	4
Percy Galbraith	47	1	2	3	28
Lionel Hitchman	45	0	1	1	34
Earl Roche/Mtl Maroons	5	0	0	0	0
/Boston	3	0	0	0	0
/Total	8	0	0	0	0
Cecil Thompson	48	0	0	0	0

Goaltender	GP	MINS	W-L-T	GA	GAA
Cecil Thompson	48	3000	25-15-8	88	1.76

1932-33 NOTABLES:

Home Record.....19-2-3
Road Record.....6-13-5
Overall Record..... 25-15-8

Marty Barry won his first of three straight team scoring titles in 1932-33.

• The Bruins tie with Detroit for the league's top record at 25-15-8.
• Eddie Shore becomes the first Bruin to win the Hart Trophy and is named to the First All-Star Team.
• Tiny Thompson wins his second Vezina Trophy.
• Marty Barry (seventh), Nels Stewart (ninth) and Eddie Shore (tie-tenth) all finish among the league's top ten scorers.
• December 20, 1932: Orville Heximer scores the game-winning goal in a 2-1 Boston win from behind the net, flipping the puck over the net and off Ottawa goaltender Bill

Beveridge into the goal.

• February 21, 1933: Tiny Thompson makes 23 saves as the Bruins defeat the Montreal Canadiens by a 10-0 score. It is the most goals scored in an NHL game in the 1932-33 season.

• March 14, 1933: The Bruins are awarded a 3-2 win over Chicago. Coach Art Ross pulls goaltender Tiny Thompson with Chicago holding a 2-1 lead and Eddie Shore scores at 19:58 of the third to tie the game. Marty Barry scores in a goalmouth scramble at 3:11 of overtime and Chicago protests that the puck had been frozen. Chicago General Manager Tommy Gorman exchanges punches with referee Bill Stewart and then pulls his team off the ice. Stewart drops the puck for a faceoff and declares the game a forfeit.

1933-34

Gm	Date		Opponent	Score	
1	Nov.	9	at Toronto	L	1-6
2		11	at Mtl Maroons	L	2-3
3		14	Detroit	L	2-4
4		18	at Mtl Canadiens	W	2-1
5		21	Chicago	W	2-0
6		23	at Detroit	W	6-0
7		26	at Chicago	L	0-1
8		28	Ottawa	W	2-1
9		30	at Ottawa	L	1-2
10	Dec.	2	NY Rangers	L	0-3
11		5	Mtl Canadiens	W	5-2
12		9	NY Americans	W	4-2
13		12	Toronto	L	1-4
14		14	at NY Americans	W	5-4
15		17	at NY Rangers*	T	2-2
16		19	Mtl Maroons*	W	1-0
17		23	Chicago	L	1-3
18		26	Toronto*	T	2-2
19		28	at Mtl Canadiens	W	4-3
20	Jan.	2	Mtl Maroons	L	0-1
21		4	at Ottawa	L	2-9
22		6	at Mtl Maroons	L	2-4
23		9	NY Americans	L	1-2
24		11	at Chicago*	T	0-0
25		14	at Detroit	L	0-2
26		16	Mtl Canadiens	W	4-0
27		18	at Toronto	L	2-6
28		21	at NY Americans	L	2-4
29		23	Detroit	L	1-3
30		28	at NY Rangers	L	2-4
31		30	NY Rangers	W	2-1
32	Feb.	1	at Detroit*	T	2-2
33		4	at Chicago*	W	2-1
34		6	NY Americans	L	0-1
35		10	at Mtl Maroons	L	0-1
36		13	NY Rangers	L	4-6
37		15	Mtl Maroons*	T	4-4
38		17	at Toronto	L	4-6
39		20	Detroit	L	1-4
40		22	Ottawa*	L	1-3
41		24	at Ottawa	L	4-9
42		27	Chicago	W	3-1
43	Mar.	1	Mtl Canadiens	W	3-1
44		3	at Mtl Canadiens	L	1-2
45		6	Toronto	W	7-2
46		13	Ottawa	W	2-1
47		15	at NY Rangers	W	3-2
48		18	at NY Americans	W	9-5

Player	GP	G	A	PTS	PIM
Marty Barry	48	27	12	39	12
Nels Stewart	47	21	17	38	68
Joe Lamb	48	10	15	25	47
Dit Clapper	48	10	12	22	6
Red Beattie	48	9	13	22	26
Harry Oliver	48	5	9	14	6
Babe Siebert/NY Rangers	13	0	1	1	18
/Boston	32	5	6	11	31
/Total	45	5	7	12	49
Eddie Shore	30	2	10	12	57
Lloyd Gross/NY Amerks	21	7	3	10	10
/Boston	6	1	0	1	6
/Total	27	8	3	11	16
Alex Smith	48	4	6	10	32
Bob Gracie	24	2	6	8	16
Art Chapman	21	3	2	5	6
Don Smillie	12	2	2	4	4
James O'Neil	25	2	2	4	15
Vic Ripley	14	2	1	3	6
Myles Lane	28	2	1	3	17
Percy Galbraith/Ottawa	2	0	0	0	0
/Boston	42	0	2	2	5
/Total	44	0	2	2	5
Lionel Hitchman	27	1	0	1	4
George Patterson	10	0	1	1	2
Archie Wilcox/Mtl Maroons	10	0	0	0	2
/Boston	14	0	1	1	2
/Total	24	0	1	1	4
Joe Jerwa	3	0	0	0	8
Tom Filmore	3	0	0	0	0
John Sheppard	4	0	0	0	0
Walter Harnott	6	0	0	0	6
Frank Jerwa	7	0	0	0	2
Bert McInenly/Ottawa	2	0	0	0	0
/Boston	7	0	0	0	4
/Total	9	0	0	0	4
Bob Davie	9	0	0	0	6
Cecil Thompson	48	0	0	0	0

Goaltender	GP	MINS	W-L-T	GA	GAA
Cecil Thompson	48	2980	18-25-5	130	2.62

1933-34 NOTABLES:

Home Record..... 11-11-2
Road Record..... 7-14-3
Overall Record..... 18-25-5

Lionel Hitchman played his final NHL game on February 22, 1934. His number 3 would later be retired by the Bruins.

• Eddie Shore earns a Second Team All-Star berth.

• Marty Barry and Nels Stewart finish fourth and sixth, respectively, in the league's scoring race.

• December 12, 1933: A game vs. Toronto in Boston Garden was the setting for one of the most infamous acts in NHL history. Eddie Shore, having been struck from behind by a Toronto player, charged the Maple Leafs' Ace Bailey, erroneously believing that Bailey had struck him. Bailey was knocked to the ice and went into convulsions, having suffered a fractured skull. He remained in a Boston hospital for two months, underwent two brain surgeries and never played hockey again. Shore was suspended by the NHL for 16 games, at the time the longest suspension ever levied by the league.

• February 22, 1934: Lionel Hitchman plays his final NHL game against the team with which he started his career. The Ottawa Senators defeat the Bruins by a 3-1 score.

• March 6, 1934: Ace Bailey returns to Boston for the first time since leaving the hospital a month earlier and drops the first puck in a pre-game ceremony. He receives a standing ovation from the crowd.

1934-35

Gm	Date		Opponent	Score	
1	Nov.	8	at Toronto	L	3-5
2		11	at Ottawa	W	4-2
3		17	St. Louis	W	1-0
4		20	Detroit	W	1-0
5		24	at St. Louis	W	4-1
6		25	at Chicago	L	0-4
7		27	Chicago	L	2-3
8	Dec.	1	at Mtl Canadiens	W	2-0
9		4	Toronto	L	0-1
10		8	Mtl Canadiens	W	4-0
11		11	NY Americans	W	4-3
12		13	at NY Americans*	L	3-4
13		16	at NY Rangers	L	1-2
14		18	NY Rangers	W	5-3
15		22	Detroit	W	4-3
16		25	Mtl Maroons	L	3-5
17		27	at Mtl Maroons	L	0-1
18		30	at NY Rangers*	T	0-0
19	Jan.	1	NY Rangers	W	5-2
20	Jan.	3	at Mtl Canadiens	W	2-1
21		5	Chicago	L	0-6
22		8	Toronto	W	3-1
23		10	at St. Louis	W	2-1
24		13	at Chicago*	T	1-1
25		15	St. Louis	W	5-3
26		19	Mtl Canadiens	L	1-4
27		22	Mtl Maroons	W	4-3
28		26	at Mtl Canadiens	L	2-3
29		27	at Detroit*	T	2-2
30		29	NY Americans	W	4-0
31	Feb.	2	at Mtl Maroons	L	1-3
32		5	Detroit	W	4-2
33		7	at Toronto*	T	4-4
34		10	at NY Americans	L	5-7
35		12	Toronto*	W	6-5
36		16	at St. Louis	L	0-3
37		17	at Chicago	W	2-1
38		19	Mtl Canadiens	W	3-1
39		24	at NY Rangers*	T	0-0
40		26	St. Louis	W	5-0
41	Mar.	2	at Mtl Maroons*	T	2-2
42		5	NY Rangers	W	3-1
43		9	at Toronto	W	7-4
44		10	at Detroit*	W	2-1
45		12	NY Americans	W	4-1
46		14	at NY Americans	W	5-4
47		16	Chicago	L	2-5
48		19	Mtl Maroons	L	2-4

Player	GP	G	A	PTS	PIM
Marty Barry	48	20	20	40	33
Nels Stewart	47	21	18	39	45
Dit Clapper	48	21	16	37	21
Eddie Shore	48	7	26	33	32
Charlie Sands	43	15	12	27	0
Max Kaminsky	38	12	15	27	4
Red Beattie	48	9	18	27	27
Babe Siebert	48	6	18	24	80
James O'Neil	48	2	11	13	25
Paul Haynes/Mtl Maroons	11	1	2	3	0
/Boston	37	4	3	7	8
/Total	48	5	5	10	8
Jack Shill	45	4	4	8	22
Gerry Shannon/St. Louis	25	2	2	4	11
/Boston	17	1	1	2	4
/Total	42	3	3	6	15
Bert McInenly	33	2	1	3	24
Hap Emms	11	1	1	2	8
Jack Portland/Mtl Canadiens	5	0	0	0	2
/Boston	15	1	1	2	2
/Total	20	1	1	2	4
Johnny Gagnon	24	1	1	2	9
Jean Pusie	4	1	0	1	0
Art Giroux	10	1	0	1	0
Bob Davie	30	0	1	1	17
Alex Motter	5	0	0	0	0
Frank Jerwa	5	0	0	0	0
Gordon Savage	8	0	0	0	2
Burr Williams/St. Louis	9	0	0	0	6
/Boston	7	0	0	0	0
/Total	16	0	0	0	6
Cecil Thompson	48	0	0	0	0

Goaltender	GP	MINS	W-L-T	GA	GAA
Cecil Thompson	48	2970	26-16-6	112	2.26

Nels Stewart was one of three Bruins to score 20-or-more goals in the 1934-35 season.

1934-35 NOTABLES:

Home Record.....17-7-0
Road Record.....9-9-6
Overall Record.....26-16-6

• Eddie Shore wins his second Hart Trophy and his fourth First Team All-Star honor.
• Tiny Thompson and Dit Clapper are both named to the Second All-Star Team.
• Marty Barry (eighth) and Nels Stewart (tenth) again place among the league's top scorers.
• November 17, 1934: As the Bruins host St. Louis in their home opener, only the defensemen on the team are wearing helmets. All players had worn them following the Ace Bailey incident a year earlier.
• January 15, 1935: Prior to the game vs. St. Louis, the Boston Garden ice-making machinery broke down and left a 12' x 6' patch of concrete near the East goal. NHL President Frank Calder was in attendance at the game and decreed that a rubber patch be placed over the spot with the referee to blow his whistle to stop play when the puck neared that area. The teams changed ends every ten minutes of the 5-3 Boston win.

1935-36

Gm	Date		Opponent	Score	
1	Nov.	16	at Mtl Maroons	L	0-1
2		19	NY Americans	W	1-0
3		24	at NY Rangers	L	0-1
4		26	Toronto	L	1-2
5		30	at NY Americans	L	1-2
6	Dec.	1	NY Rangers	W	2-0
7		3	Chicago	L	1-3
8		5	at Detroit	L	1-2
9		9	at Chicago	L	0-1
10		10	Mtl Maroons	W	2-0
11		12	at Mtl Canadiens*	T	1-1
12		15	Mtl Canadiens	W	2-1
13		17	Detroit	W	4-1
14		19	at Toronto*	T	0-0
15		22	at NY Rangers	L	1-3
16		25	NY Rangers	L	2-3
17		28	at Mtl Maroons	W	6-3
18		29	at Detroit*	W	4-3
19	Jan.	1	Mtl Canadiens	L	0-2
20		4	at Mtl Canadiens*	T	1-1
21		7	Chicago	W	2-0
22		12	at NY Rangers	W	6-3
23		14	Toronto	W	4-1
24		18	at Toronto	L	2-5
25		19	at Chicago	L	1-2
26		21	Mtl Maroons	W	1-0
27		26	at NY Americans	W	2-1
28		28	Detroit	W	2-0
29	Feb.	2	NY Americans*	W	2-1
30		4	Toronto	L	0-3
31		6	at Mtl Canadiens	W	4-3
32		9	at NY Rangers	L	0-2
33		11	Chicago	W	7-1
34		13	at Detroit	L	0-1
35		16	at Chicago	L	2-4
36		18	Detroit	L	1-2
37		23	NY Rangers	L	3-4
38		25	NY Americans	W	3-2
39		27	at Mtl Maroons	W	2-1
40	Mar.	1	at NY Americans	L	2-5
41		3	Mtl Maroons*	T	3-3
42		5	at Chicago*	T	2-2
43		8	at Detroit	W	5-2
44		10	Detroit*	W	1-0
45		15	Chicago	W	1-0
46		17	Mtl Canadiens	W	1-0
47		19	at Toronto*	T	2-2
48		22	NY Rangers	L	1-3

Player	GP	G	A	PTS	PIM
Red Beattie	48	14	18	32	27
Cooney Weiland	48	14	13	27	15
Dit Clapper	44	12	13	25	14
Babe Siebert	46	12	9	21	66
Bill Cowley	48	11	10	21	17
Eddie Shore	46	3	16	19	61
James O'Neil	48	2	11	13	49
Paul Runge/Mtl Cdns	12	0	2	2	4
/Boston	33	8	2	10	14
/Total	45	8	4	12	18
Charlie Sands	41	6	4	10	8
Bill Hollett/Toronto	11	1	4	5	8
/Boston	6	1	2	3	2
/Total	17	2	6	8	10
Roger Jenkins	42	2	6	8	51
Ted Graham	48	4	1	5	37
Alex Motter	23	1	4	5	4
Lorne Duguid/Detroit	5	0	0	0	0
/Boston	29	1	4	5	2
/Total	34	1	4	5	2
Max Kaminsky	37	1	2	3	20
Gerry Shannon	25	0	1	1	6
Woody Dumart	1	0	0	0	0
Ray Getliffe	1	0	0	0	2
Bobby Bauer	1	0	0	0	0
Jack Portland	2	0	0	0	0
Bob Davie	2	0	0	0	2
Eddie Finnigan	3	0	0	0	0
Bert McInenly	3	0	0	0	0
Bob Blake	7	0	0	0	2
Jack Riley	8	0	0	0	0
Phil Bessler	8	0	0	0	0
Cecil Thompson	48	0	0	0	0

Goaltender	GP	MINS	W-L-T	GA	GAA
Cecil Thompson	48	2930	22-20-6	82	1.68

1935-36 NOTABLES:

Home Record.....15-8-1
Road Record.....7-12-5
Overall Record.....22-20-6

• Eddie Shore wins his third Hart Trophy and Tiny Thompson wins his third Vezina Trophy.
• Eddie Shore and Babe Siebert are named First Team All-Stars on defense and Tiny Thompson earns a berth in goal.
• December 1, 1935: The Bruins play the first Sunday game in their history, a 2-0 win over the NY Rangers.
• January 14, 1936: Tiny Thompson becomes the first goaltender in NHL history to get credit for an assist.
• March 17, 1936: Tiny Thompson records his third consecutive 1-0 shutout, extending his scoreless stretch to 196:25.

John "Red" Beattie led the Bruins in scoring in 1935-36.

1936-37

Gm	Date		Opponent	Score	
1	Nov.	7	at Mtl Canadiens	L	0-2
2		15	Mtl Canadiens	W	2-1
3		17	NY Rangers	L	1-6
4		21	at Toronto	W	4-3
5		22	at Chicago	W	2-1
6		24	Chicago*	T	1-1
7		26	Mtl Maroons*	W	3-2
8		28	at NY Rangers*	T	2-2
9	Dec.	5	at Mtl Canadiens	L	3-4
10		8	Detroit	L	3-4
11		13	at NY Americans	W	4-3
12		15	NY Americans*	W	5-3
13		17	at Mtl Maroons	W	5-0
14		20	at Detroit	L	3-4
15		22	Toronto	L	2-4
16		26	at Toronto	W	2-1
17		29	Mtl Maroons	W	3-0
18		31	at NY Rangers*	T	2-2
19	Jan.	3	NY Rangers	W	3-2
20		5	Detroit	L	2-3
21		7	at Chicago	W	2-0
22		10	at Detroit	L	2-4
23		12	Chicago	L	2-4
24		17	at NY Americans	W	3-0
25		19	Toronto	L	2-6
26		21	at Mtl Maroons	W	2-1
27		24	NY Americans*	T	6-6
28	Jan.	26	NY Rangers	L	0-3
29		28	at NY Rangers*	T	1-1
30		31	Detroit	L	1-2
31	Feb.	2	Mtl Canadiens	L	0-1
32		4	at Mtl Canadiens	W	6-2
33		7	at Detroit	L	0-8
34		9	Mtl Maroons	L	0-2
35		13	at Toronto	W	3-0
36		14	at Chicago	W	2-1
37		16	NY Rangers	W	3-2
38		18	at Mtl Maroons	W	2-1
39		21	Mtl Canadiens*	T	2-2
40		23	NY Americans	W	5-2
41		25	at NY Americans	L	1-3
42	Mar.	2	Chicago	L	2-4
43		7	at NY Rangers	W	1-0
44		9	Detroit	W	6-1
45		11	at Chicago	W	6-2
46		14	at Detroit	L	1-2
47		16	Toronto*	T	1-1
48		21	Chicago	W	6-1

Player	GP	G	A	PTS	PIM
Bill Cowley	46	13	22	35	35
Ray Getliffe	48	16	15	31	28
Dit Clapper	48	17	8	25	25
Charlie Sands	46	18	5	23	6
Reginald Smith	43	8	10	18	36
Red Beattie	48	8	7	15	10
Cooney Weiland	48	6	9	15	6
Roy Goldsworthy	47	8	6	14	8
Bill Hollett	47	3	7	10	22
Milt Schmidt	26	2	8	10	15
Fred Cook	40	4	5	9	8
Woody Dumart	17	4	4	8	2
Joe Jerwa	26	3	5	8	30
Allen Shields/NY Amerks	27	3	0	3	79
/Boston	18	0	4	4	15
/Total	45	3	4	7	94
Jack Portland	46	2	4	6	58
Nels Stewart	11	3	2	5	6
Eddie Shore	19	3	1	4	12
James O'Neil	20	0	2	2	6
Bobby Bauer	1	1	0	1	0
Lorne Duguid	1	1	0	1	2
Sammy McManus	1	0	0	0	0
Sylvio Mantha	4	0	0	0	2
Walt Kalbfleish/NY Amerks	6	0	0	0	4
/Boston	1	0	0	0	0
/Total	7	0	0	0	4
Cecil Thompson	48	0	0	0	0

Goaltender	GP	MINS	W-L-T	GA	GAA
Cecil Thompson	48	2970	23-18-7	110	2.22

Bruins great Milt Schmidt played his first NHL game on December 22, 1936 vs. Toronto.

1936-37 NOTABLES:

Home Record.....9-11-4
Road Record.....14-7-3
Overall Record.....23-18-7

• The Bruins finish with a record above .500 on the road and below .500 at home for the only time in their history.
• Bill Cowley finishes tenth in the league's scoring race.
• December 22, 1936: Milt Schmidt plays his first game in a Bruins uniform in a 4-2 loss to Toronto. Schmidt would go on to become the only man to serve the Bruins as a player, captain, coach and general manager.
• January 5, 1937: The Bruins drop a 3-2 decision to Detroit in a game in which neither team is called for a penalty.

• March 21, 1937: The "Kraut Line" of center Milt Schmidt, left wing Woody Dumart and right wing Bobby Bauer played together as a line for the first time in the NHL. The trio had played as a line in Providence earlier in the season.

1937-38

Gm	Date		Opponent	Score	
1	Nov.	6	at Mtl Maroons	W	4-2
2		14	NY Rangers	W	3-2
3		16	Mtl Maroons	W	1-0
4		18	at NY Americans	W	2-1
5		20	at Toronto	W	3-2
6		21	at Chicago	W	2-1
7		23	Mtl Canadiens*	T	1-1
8		28	NY Americans*	T	3-3
9	Dec.	2	at Mtl Canadiens	L	0-2
10		5	at NY Rangers	L	0-4
11		7	Detroit	L	2-3
12		14	Toronto	W	3-1
13		18	at Mtl Maroons	W	3-1
14		19	at Detroit	W	4-2
15		21	Chicago	W	2-1
16		25	at NY Americans	W	1-0
17		26	NY Americans	L	1-3
18		28	NY Rangers	W	3-2
19		31	at NY Rangers	L	3-5
20	Jan.	2	at Detroit	W	4-1
21		4	Toronto	W	6-3
22		8	at Mtl Canadiens	L	2-6
23		11	Detroit	W	6-2
24		16	Mtl Canadiens	W	1-0
25		18	Chicago	W	5-1
26		22	at Toronto	W	9-1
27		23	at Chicago	L	2-3
28		25	NY Rangers	L	2-3
29		29	at Mtl Maroons*	T	2-2
30		30	at Detroit*	T	2-2
31	Feb.	1	Detroit	W	2-0
32		5	at Toronto	L	1-3
33		6	at Chicago	W	7-2
34		8	Chicago	W	3-1
35		13	Mtl Canadiens*	W	1-0
36		15	Mtl Maroons	W	5-2
37		17	at NY Rangers*	W	3-2
38		20	NY Rangers	W	3-2
39		22	Toronto	W	2-0
40		24	at Mtl Canadiens*	T	1-1
41	Mar.	1	Detroit	W	6-1
42		3	at Chicago	L	2-3
43		6	at Detroit	L	3-4
44		8	NY Americans	W	7-0
45		10	at NY Americans*	T	2-2
46		13	at NY Rangers	W	2-1
47		15	Mtl Maroons	T	4-4
48		20	Chicago	W	6-1

Bobby Bauer was the only Bruin to score 20 goals in the 1937-38 season.

Player	GP	G	A	PTS	PIM
Bill Cowley	48	17	22	39	8
Bobby Bauer	48	20	14	34	9
Charlie Sands	46	17	12	29	12
Milt Schmidt	44	13	14	27	15
Woody Dumart	48	13	14	27	6
Ray Getliffe	36	11	13	24	6
Cooney Weiland	48	11	12	23	16
Gordon Pettinger/Detroit	12	1	3	4	4
/Boston	35	7	10	17	10
/Total	47	8	13	21	14
Roy Goldsworthy	45	9	10	19	14
Eddie Shore	47	3	14	17	42
Dit Clapper	46	6	9	15	24
Bill Hollett	48	4	10	14	54
Art Jackson	48	9	3	12	24
Jack Portland	48	0	5	5	26
Mel Hill	8	2	0	2	2
Robert Hamill	6	0	1	1	2
John Crawford	2	0	0	0	0
Red Beattie	14	0	0	0	0
Cecil Thompson	48	0	0	0	0

Goaltender	GP	MINS	W-L-T	GA	GAA
Cecil Thompson	48	2970	30-11-7	89	1.80

1937-38 NOTABLES:

Home Record.....18-3-3
Road Record.....12-8-4
Overall Record..... 30-11-7

• The Bruins finish the season with the league's top record at 30-11-7.
• Eddie Shore wins his fourth Hart Trophy and Tiny Thompson wins his fourth Vezina Trophy.
• Bill Cowley finishes sixth overall in the NHL scoring race and is named a First Team All-Star.
• Tiny Thompson and Eddie Shore join Cowley on the First All-Star Team and Art Ross is named coach of the Second Team.
• December 21, 1937: Chicago's Paul Thompson scores at 19:51 of the third period to ruin brother Tiny's shutout bid in a 2-1 Boston victory.

1938-39

Gm	Date		Opponent	Score	
1	Nov.	3	at Toronto	W	3-2
2		6	at Detroit	W	4-1
3		13	at NY Americans	L	1-2
4		15	Toronto*	T	1-1
5		20	Detroit	W	4-1
6		22	NY Rangers	W	4-2
7		27	NY Americans	W	8-2
8	Dec.	1	at Montreal	L	0-2
9		4	at Chicago	W	5-0
10		6	Chicago	W	2-0
11		11	at NY Rangers	W	3-0
12		13	Montreal	W	3-2
13		15	at Montreal	W	1-0
14		18	at Detroit	W	2-0
15		20	NY Americans	W	3-0
16		25	NY Rangers	L	0-1
17		27	Toronto	W	8-2
18		29	at NY Americans	L	2-4
19		31	at NY Rangers*	L	1-2
20	Jan.	1	Detroit	W	4-1
21		3	NY Americans	W	2-1
22		5	at Chicago	W	2-1
23		7	at Toronto	L	0-2
24		10	Chicago	W	3-1
25		17	Toronto	W	2-1
26		19	at Montreal	L	0-1
27		22	at Detroit	W	5-0
28		24	Montreal	W	6-4
29		29	at NY Americans	W	3-2
30		31	NY Americans*	T	2-2
31	Feb.	2	at Toronto	W	2-1
32		5	at Chicago	W	3-0
33		7	Toronto	W	2-0
34		9	at NY Rangers	W	4-2
35		12	NY Rangers	L	2-3
36		14	Detroit	W	2-1
37		16	at Montreal	W	5-1
38		19	at Detroit	L	1-4
39		21	Chicago	W	8-2
40		25	at Toronto	L	0-1
41		26	at Chicago	W	5-1
42		28	Montreal	W	6-2
43	Mar.	5	NY Rangers*	W	5-3
44		7	Detroit	W	3-0
45		9	at NY Americans	W	9-6
46		12	at NY Rangers	W	4-2
47		14	Chicago	W	4-2
48		19	Montreal*	W	7-5

Player	GP	G	A	PTS	PIM
Bill Cowley	34	8	34	42	2
Roy Conacher	47	26	11	37	12
Milt Schmidt	41	15	17	32	13
Bobby Bauer	48	13	18	31	4
Woody Dumart	45	14	15	29	2
Bill Hollett	47	10	17	27	35
Dit Clapper	42	13	13	26	22
Gordon Pettinger	48	11	14	25	8
Ray Getliffe	43	10	12	22	11
Mel Hill	44	10	10	20	16
Eddie Shore	46	4	14	18	47
Cooney Weiland	47	7	9	16	9
Charlie Sands	39	7	5	12	10
John Crawford	38	4	8	12	2
Jack Portland	48	4	5	9	46
Red Hamill	7	0	1	1	0
Harry Frost	3	0	0	0	0
Jack Shewchuk	3	0	0	0	2
Terry Reardon	4	0	0	0	0
Pat McReavy	5	0	0	0	0
Cecil Thompson	5	0	0	0	0
Frank Brimsek	43	0	0	0	0

Goaltender	GP	MINS	W-L-T	GA	GAA
Cecil Thompson	5	310	3-1-1	8	1.55
Frank Brimsek	43	2610	33-9-1	68	1.57

1938-39 NOTABLES:

Home Record.....20-2-2
Road Record.....16-8-0
Overall Record.....36-10-2

• The Bruins finish the regular season with the top record in the seven-team league. Their 74 points were the second-highest total in league history, trailing only the 1929-30 Bruins (77 points).
• Frank Brimsek wins both the Calder Trophy and the Vezina Trophy in addition to First Team All-Star honors.
• Eddie Shore and Dit Clapper join Brimsek on the First All-Star Team, Bobby Bauer is named a Second Team All-Star and Art Ross is named coach of the First Team.
• Bill Cowley finishes third overall in the league's scoring race.
• November 3, 1938: Frank Brimsek plays his first game as a Bruin, a 3-2 win in Toronto.
• November 27, 1938: Tiny Thompson plays his final game in a Bruins uniform, an 8-2 victory over the NY Americans. He is traded to Detroit the next day.
• December 13, 1938: Frank Brimsek's club-record shutout streak is snapped after 231:54 scoreless minutes when Montreal's Herb Cain scores at 19:14 of the second period.
• February 21, 1939: Roy Conacher ties a club record with four goals in an 8-2 win over Chicago.

Frank Brimsek won both the Calder (top rookie) and Vezina (top goaltender) Trophies in the 1938-39 season.

1939-40

Gm	Date		Opponent	Score	
1	Nov.	4	at Toronto	L	0-5
2		12	at Detroit	L	1-2
3		14	Chicago	W	3-1
4		16	at Montreal*	T	3-3
5		19	at Chicago	W	2-0
6		21	Montreal	L	1-2
7		26	NY Rangers*	T	2-2
8		28	Toronto	W	6-2
9	Dec.	3	at NY Americans	W	6-2
10		5	NY Americans	W	2-1
11		8	at Detroit	W	3-0
12		10	at NY Rangers	L	2-3
13		12	Detroit	W	3-1
14		14	at Toronto*	T	1-1
15		17	at Chicago	W	4-2
16		19	Toronto*	W	3-2
17		21	at Montreal	W	3-2
18		24	at NY Americans	W	3-2

19	Dec.	25	Chicago	W	6-3
20		29	at NY Rangers	L	0-4
21		31	Montreal	W	6-1
22	Jan.	3	NY Rangers	L	4-6
23		7	NY Americans	W	6-2
24		9	Detroit	W	3-1
25		11	at Toronto	W	5-2
26		14	Montreal	W	4-2
27		16	at Montreal	W	6-1
28		21	at NY Rangers	L	2-4
29		23	Toronto	W	4-1
30		25	at Chicago*	T	2-2
31		28	at Detroit	L	2-4
32		30	Chicago	W	5-0
33	Feb.	4	NY Americans	W	7-1
34		6	NY Rangers	W	6-2
35		11	at NY Americans	W	4-2
36		13	Detroit	W	10-3
37		20	Toronto	W	5-0
38		24	at Toronto	L	1-3
39		25	at Chicago	L	1-3
40		27	Chicago	W	6-0
41		29	at Montreal	W	4-2
42	Mar.	3	at Detroit	L	3-6
43		5	Detroit	W	7-2
44		7	at NY Americans	W	2-1
45		9	NY Americans	L	2-4
46		12	NY Rangers	W	2-1
47		14	at NY Rangers*	T	0-0
48		17	Montreal	W	7-2

The "Kraut Line" in 1939-40 became the first line in NHL history to finish 1-2-3 in the league's scoring race. Milt Schmidt (center, above) led the league with 52 points while Woody Dumart (right) and Bobby Bauer (left) each had 43 points.

Player	GP	G	A	PTS	PIM
Milt Schmidt	48	22	30	52	37
Woody Dumart	48	22	21	43	16
Bobby Bauer	48	17	26	43	2
Bill Cowley	48	13	27	40	24
Herb Cain	48	21	10	31	30
Roy Conacher	31	18	12	30	8
Dit Clapper	44	10	18	28	25
Bill Hollett	44	10	18	28	18
Ed Wiseman/NY Amerks	31	5	13	18	8
/Boston	18	2	6	8	0
/Total	49	7	19	26	8
Art Jackson	45	7	18	25	6
Mel Hill	37	9	11	20	19
Robert Hamill	28	10	8	18	16
Des Smith/Chicago	24	1	4	5	27
/Boston	20	2	2	4	23
/Total	44	3	6	9	50
Gordon Pettinger	21	2	6	8	2
Jack Shewchuk	47	2	4	6	55
John Crawford	36	1	4	5	26
Jack Portland	28	0	5	5	16
Eddie Shore	4	2	1	3	4
Pat McReavy	2	0	0	0	2
Frank Brimsek	48	0	0	0	0

Goaltender	GP	MINS	W-L-T	GA	GAA
Frank Brimsek	48	2950	31-12-5	98	1.99

1939-40 NOTABLES:

Home Record.....20-3-1
Road Record.....11-9-4
Overall Record.....31-12-5

• The Bruins finish with the league's top record for the third consecutive season.
• The "Kraut Line" of Milt Schmidt, Woody Dumart and Bobby Bauer are the first line in NHL history to finish 1-2-3 in the league's scoring race. Teammate Bill Cowley ranks fifth overall on the list.
• Bobby Bauer wins his first of three Lady Byng Trophies.
• Dit Clapper and Milt Schmidt are named to the First All-Star Team. Frank Brimsek, Woody Dumart and Bobby Bauer earn Second Team honors.
• December 5, 1939: Eddie Shore plays his final game in Boston Garden.

1940-41

Gm	Date		Opponent	Score	
1	Nov.	3	at Montreal*	T	1-1
2		12	Chicago	L	5-6
3		17	Toronto	L	1-4
4		19	Detroit*	T	4-4
5		21	at Chicago	W	2-0
6		23	at NY Rangers	W	2-1
7		24	at Detroit*	T	1-1
8		26	Montreal	L	2-3
9	Dec.	1	at NY Americans	W	10-3
10		3	NY Americans	W	6-2
11		7	at Toronto	L	2-3
12		8	at Chicago*	L	2-3
13		10	NY Rangers	W	6-2
14		17	Toronto	W	5-2
15		19	at NY Rangers	L	3-5
16		21	at Montreal	L	1-3
17		22	at Detroit	W	5-3
18		25	NY Americans	W	8-1
19		27	at NY Americans*	T	3-3
20		31	NY Rangers*	T	2-2
21	Jan.	5	Chicago*	T	2-2
22		7	Detroit*	T	1-1
23		11	at Montreal	W	2-1
24		12	Montreal	W	7-5
25		16	at NY Rangers*	T	2-2
26		18	at Toronto	W	1-0
27		19	at Chicago*	T	4-4
28		21	NY Rangers*	W	4-3
29		26	at NY Americans	W	6-1
30		28	Chicago	W	3-2
31	Feb.	2	NY Americans	W	4-1
32		4	Montreal*	W	5-3
33		8	at Toronto	W	3-2
34		9	at Detroit*	T	2-2
35		11	Detroit	W	4-0
36		13	at NY Rangers	W	5-3
37		15	at Montreal	W	5-0
38		18	Toronto*	T	2-2
39		23	NY Americans	W	3-1
40		25	NY Rangers	L	0-2
41	Mar.	1	at Toronto*	T	0-0
42		2	at Chicago	W	4-3
43		4	Chicago	W	3-2
44		9	Montreal	W	8-0
45		11	Toronto	W	3-2
46		13	at NY Americans	W	8-3
47		16	at Detroit*	T	2-2
48		18	Detroit	W	4-1

Player	GP	G	A	PTS	PIM
Bill Cowley	46	17	45	62	16
Ed Wiseman	47	16	24	40	10
Bobby Bauer	48	17	22	39	2
Roy Conacher	41	24	14	38	7
Milt Schmidt	45	13	25	38	23
Woody Dumart	40	18	15	33	2
Art Jackson	47	17	15	32	10
Dit Clapper	48	8	18	26	24
Bill Hollett	42	9	15	24	23
Herb Cain	40	8	10	18	6
Des Smith	48	6	8	14	61
Terry Reardon	34	6	5	11	19
John Crawford	45	2	8	10	27
Mel Hill	41	4	5	9	4
Jack Shewchuk	20	2	2	4	8
Gordie Bruce	8	0	1	1	2
Robert Hamill	8	0	1	1	0
Pat McReavy	8	0	1	1	2
Frank Brimsek	48	0	0	0	0

Goaltender	GP	MINS	W-L-T	GA	GAA
Frank Brimsek	48	3040	27-8-13	102	2.01

1940-41 NOTABLES:

Home Record.....15-4-5
Road Record.....12-4-8
Overall Record..... 27-8-13

• The Bruins take their fourth straight top regular season record.
• Bill Cowley wins both the league's scoring title and the Hart Trophy as MVP. Four teammates (Eddie Wiseman, Bobby Bauer, Roy Conacher and Milt Schmidt) also factor among the league scoring leaders.
• Cowley sets an NHL single-season assists record with 45.
• Bobby Bauer wins his second consecutive Lady Byng Trophy.
• Dit Clapper, Bill Cowley and coach Cooney Weiland all earn First Team NHL All-Star berths. Frank Brimsek, Woody Dumart and Bobby Bauer are named to the Second All-Star Team.
• February 25, 1941: A 2-0 loss to the NY Rangers snaps the Bruins' NHL record unbeaten streak at 23 games (15-0-8).
• March 4, 1941: The Bruins set an NHL record with 83 shots (27-33-23 by period) on Chicago's Sam LoPresti in a 3-2 Boston win. A visiting goaltender's saves were announced to the Boston Garden crowd for the first time and LoPresti received a standing ovation.

Bill Cowley won the league scoring title in 1940-41 while setting an NHL record for assists in a season.

1941-42

Gm	Date		Opponent	Score	
1	Nov.	8	at Toronto	L	0-2
2		15	at NY Rangers	W	2-1
3		16	NY Rangers	W	2-1
4		18	Brooklyn	W	7-2
5		20	at Chicago	L	2-3
6		23	at Detroit	W	4-2
7		25	Detroit	W	7-1
8		27	at Brooklyn*	W	6-2
9		29	at Montreal	W	3-1
10		30	Montreal	W	3-2
11	Dec.	2	Toronto*	W	3-1
12		7	at NY Rangers	L	4-5
13		9	Chicago*	T	2-2
14		14	at Chicago*	T	3-3
15		16	Montreal	W	4-0
16		20	at Montreal*	W	4-2
17		21	at Detroit*	T	2-2
18		23	NY Rangers	W	3-2
19		25	at Toronto	L	0-2
20		30	Toronto	W	4-1
21	Jan.	1	Brooklyn	W	5-4
22		4	at Brooklyn	L	2-3
23		6	Chicago	W	3-2
24		13	Detroit	W	2-1
25		18	at Chicago	W	4-3
26		20	NY Rangers	L	2-4
27		22	at Detroit	L	3-4
28		24	at Montreal*	T	2-2
29		25	Montreal	W	7-3
30		27	Toronto*	T	0-0
31		29	at Brooklyn	L	4-5
32		31	at Toronto*	W	3-2
33	Feb.	1	Brooklyn	L	1-2
34		3	Chicago	L	3-5
35		5	at NY Rangers	L	1-4
36		8	Detroit	W	3-0
37		10	Montreal	W	8-1
38		15	at Chicago	L	0-2
39		19	at Brooklyn	L	4-6
40		24	NY Rangers	L	3-4
41	Mar.	1	Detroit*	T	3-3
42		3	Toronto	W	5-3
43		7	at Montreal*	L	3-4
44		8	at Detroit	L	1-3
45		10	Chicago	W	9-1

46	Mar.	12	at NY Rangers	W	2-1
47		14	at Toronto	L	4-6
48		17	Brooklyn	W	8-3

Player	GP	G	A	PTS	PIM
Roy Conacher	43	24	13	37	12
Milt Schmidt	36	14	21	35	34
Bobby Bauer	36	13	22	35	11
Ed Wiseman	45	12	22	34	8
Bill Hollett	48	19	14	33	41
Woody Dumart	35	14	15	29	8
Bill Cowley	28	4	23	27	6
Art Jackson	47	6	18	24	25
Jack McGill	13	8	11	19	2
Herb Cain	34	8	10	18	2
Dutch Hiller/Detroit	7	0	0	0	0
/Boston	43	7	10	17	19
/Total	50	7	10	17	19
Dit Clapper	32	3	12	15	31
Des Smith	48	7	7	14	70
Phil Hergesheimer/Chicago	23	3	11	14	2
/Boston	3	0	0	0	2
/Total	26	3	11	14	4
Harvey Jackson	27	5	7	12	18
Gordie Bruce	15	4	8	12	11
John Crawford	43	2	9	11	37
Robert Hamill	9	6	3	9	2
Lloyd Gronsdahl	10	1	2	3	0
Jack Shewchuk	22	2	0	2	14
Frank Mario	9	1	1	2	0
Pat McReavy	6	0	1	1	0
Clare Martin	13	0	1	1	4
Nick Damore	1	0	0	0	0
Cliff Thompson	3	0	0	0	2
Frank Brimsek	47	0	0	0	0

Goaltender	GP	MINS	W-L-T	GA	GAA
Frank Brimsek	47	2930	24-17-6	115	2.35
Nick Damore	1	60	1-0-0	3	3.00

Roy Conacher led the team in scoring in 1941-42 and was the only Bruin to reach the 20-goal mark.

1941-42 NOTABLES:

Home Record.....17-4-3
Road Record.....8-13-3
Overall Record.....25-17-6

• Frank Brimsek wins his second Vezina Trophy and is named a First Team All-Star.
• December 9, 1941: Boston Garden is blacked out during the Star Spangled Banner with a spotlight on the flag in the first game played following the declaration of war. The game is interrupted for 45 minutes during the second intermission for broadcast of President Roosevelt's first wartime radio speech.
• January 6, 1942: An announcement is made during the game to the Garden crowd to please return any pucks deflected into the arena due to a wartime rubber shortage.
• February 10, 1942: The "Kraut Line" plays their final game before reporting to the RCAF. The trio is honored in post-game ceremonies and are then hoisted onto their teammates shoulders and carried to the dressing room.

1942-43

Gm	Date		Opponent	Score	
1	Oct.	31	at Montreal	L	2-3
2	Nov.	1	at Detroit	L	0-3
3		5	at Chicago	L	1-5
4		12	at Toronto	L	1-3
5		14	New York	W	5-3
6	Nov.	15	at New York	W	4-3
7		17	Montreal	W	4-1
8		22	Toronto	W	7-6
9		24	Chicago	T	5-5
10		28	at Montreal	W	6-2
11		29	at New York	L	2-3
12	Dec.	1	Detroit	W	5-2
13		6	New York	W	5-4
14		8	Chicago	W	9-6
15		12	Montreal	W	3-2
16		13	at Detroit	T	1-1
17		15	Detroit	W	3-2
18		17	at New York	W	7-3
19		19	at Toronto	T	3-3
20		20	at Chicago	T	4-4
21		22	Toronto	T	4-4
22		26	at Toronto	L	2-7
23		27	at Montreal	L	2-4
24		29	New York	L	3-5
25	Jan.	1	Detroit	T	2-2
26		3	at Detroit	W	3-2
27		9	at Montreal	L	2-7
28		10	Toronto	W	5-4
29		12	Chicago	W	3-0
30		16	New York	W	7-5
31		17	at New York	W	6-3
32		19	Montreal	W	5-2
33		21	at Detroit	L	2-3
34		24	at Chicago	L	3-4
35		26	Detroit	L	3-5
36		30	at Toronto	W	5-3
37		31	at New York	W	7-2
38	Feb.	2	Chicago	W	5-3
39		6	at Montreal	L	3-8
40		7	Montreal	W	7-1
41		9	Toronto	W	3-1
42		14	at Chicago	L	2-3
43		20	at Toronto	L	2-4
44		21	at Detroit	L	0-4
45		23	Chicago	L	5-7
46		28	at Chicago	T	4-4
47	Mar.	2	Detroit	W	3-1
48		9	Toronto	T	5-5
49		14	Montreal	T	4-4
50		16	New York	W	11-5

Player	GP	G	A	PTS	PIM
Bill Cowley	48	27	45	72	10
Art Jackson	50	22	31	53	20
Frank Boll	43	25	27	52	20
Bill Hollett	50	19	25	44	19
Herb Cain	45	18	18	36	19
Harvey Jackson	44	19	15	34	38
Don Gallinger	48	14	20	34	16
Murph Chamberlain	45	9	24	33	67
Dit Clapper	38	5	18	23	12
John Crawford	49	5	18	23	24
Bep Guidolin	42	7	15	22	43
John Schmidt	45	6	7	13	6
Irwin Boyd	20	6	5	11	6
Jack Shewchuk	48	2	6	8	50
Ab DeMarco/Toronto	4	0	1	1	0
/Boston	3	4	1	5	0
/Total	7	4	2	6	0
Bill Shill	7	4	1	5	4
Oscar Aubuchon	3	3	0	3	0
Norm Calladine	3	0	1	1	0
Frank Brimsek	50	0	0	0	0

Goaltender	GP	MINS	W-L-T	GA	GAA
Frank Brimsek	50	3000	24-17-9	176	3.52

1942-43 NOTABLES:

Home Record.....17-3-5
Road Record.....7-14-4
Overall Record.....24-17-9

• Bill Cowley wins his second Hart Trophy as league MVP and is named a First Team All-Star. He finishes second in the league's scoring race and ties his NHL single-season assist record.
• Frank Brimsek, John Crawford, Bill Hollett and coach Art Ross are all named to the Second NHL All-Star Team.
• November 24, 1942: The Bruins and Blackhawks play to a 5-5 tie in 60 minutes of play in the first Boston game affected by the wartime overtime ban.
• December 12, 1942: The Bruins defeat the Canadiens by a 3-2 score in the first matinee played at Boston Garden. There was a demonstration of a blood donation at center ice during the first intermission to encourage volunteer donors and the game's proceeds were donated to the American Red Cross. It is the first of four games on the season whose proceeds were donated to the ARC in support of the war effort.
• March 16, 1943: Bill Cowley has two goals and an assist in an 11-5 win over the NY Rangers as he finished the season with 72 points. That is one point shy of Cooney Weiland's NHL single season record which is matched this season by Chicago's Doug Bentley.

Brothers Art (#16) and Harvey (#18) Jackson played three seasons together with the Bruins from 1941-42 through 1943-44.

1943-44

Gm	Date		Opponent	Score	
1	Oct.	30	at Montreal	T	2-2
2	Nov.	6	at Toronto	W	5-2
3		7	at Detroit	L	4-6
4		11	at Chicago	L	4-6
5		13	at New York	W	6-2
6		16	Montreal	T	2-2
7		18	at Chicago	L	3-7
8		21	at Montreal	L	4-13
9		23	Toronto	W	8-5
10		25	New York	W	6-2
11		27	at Toronto	L	4-7
12		28	at Chicago	L	4-5
13		30	Chicago	W	6-5
14	Dec.	5	Montreal	W	5-4
15		7	Detroit	T	6-6
16		11	New York	W	9-6
17		12	at New York	L	4-6
18		14	Chicago	W	4-3
19		19	at Montreal	L	1-3
20		21	Toronto	W	8-5
21		26	at Detroit	T	4-4
22		28	Detroit	W	5-2
23	Jan.	1	Toronto	L	2-5
24		2	at New York	W	13-3
25		4	Chicago	W	6-4
26		8	at Toronto	L	3-12
27		15	New York	W	7-5
28		16	at New York	L	6-8
29		18	Toronto	L	2-7
30		22	at Montreal	L	2-6
31		23	Montreal	L	1-4
32		25	Detroit	L	3-6
33		29	at Detroit	L	1-6
34	Feb.	1	Chicago	L	0-2
35		5	New York	W	7-2
36		8	Montreal	W	3-0
37		10	at Chicago	W	5-4
38		13	Detroit	L	1-4
39		19	at Toronto	L	4-10
40		20	at Detroit	L	5-6
41		26	at Montreal	L	2-10
42		29	Toronto	L	3-7
43	Mar.	2	at Chicago	L	2-4
44		4	New York	W	10-9
45		5	at New York	T	4-4
46		7	Detroit	L	4-8
47		12	Montreal	W	6-5
48		14	Chicago	W	6-4
49		16	at Detroit	L	9-10
50		18	at Toronto	L	2-10

Player	GP	G	A	PTS	PIM
Herb Cain	48	36	46	82	4
Bill Cowley	36	30	41	71	12
Art Jackson	49	21	38	59	8
Frank Boll	39	19	25	44	2
Norm Calladine	49	16	27	43	8
Pat Egan/Detroit	23	4	15	19	40

/Boston	25	11	13	24	55
/Total	48	15	28	43	95
Bep Guidolin	47	17	25	42	58
Harvey Jackson	42	11	21	32	25
Dit Clapper	50	6	25	31	13
John Crawford	34	4	16	20	8
Don Gallinger	23	13	5	18	6
Bill Hollett	25	9	7	16	4
Russ Kopak	24	7	9	16	0
Alan Rittinger	19	3	7	10	0
Al Pallazzari	23	6	3	9	4
Guy Labrie	15	2	7	9	2
Tom Brennan	21	2	1	3	2
Charlie Scherza	10	1	1	2	4
Clarence Schmidt	7	1	0	1	2
Oscar Aubuchon	9	1	0	1	0
Irwin Boyd	5	0	1	1	0
Bert Gardiner	41	0	1	1	0
George Abbott	1	0	0	0	0
Jim Franks	1	0	0	0	0
Benny Grant	1	0	0	0	0
John Schmidt	2	0	0	0	0
Ab DeMarco	3	0	0	0	0
Maurice Courteau	6	0	0	0	0
Jack Wilkinson	9	0	0	0	2

Goaltender	GP	MINS	W-L-T	GA	GAA
Bert Gardiner	41	2460	17-19-5	212	5.17
Maurice Courteau	6	360	2-4-0	33	5.50
Jim Franks	1	60	0-1-0	6	6.00
George Abbott	1	60	0-1-0	7	7.00
Benny Grant	1	60	0-1-0	10	10.00

Herb Cain set an NHL scoring record with 82 points in the 1943-44 season

1943-44 NOTABLES:

Home Record.....15-8-2
Road Record.....4-18-3
Overall Record.....19-26-5

• Herb Cain wins the league's scoring title with an NHL single-season record of 82 points.
• Bill Cowley (seventh) and Art Jackson (ninth) are also among the NHL leaders, despite the team finishing fifth overall in the six-team league.
• Bill Cowley earns a First Team All-Star berth while Dit Clapper and Herb Cain are named to the Second Team.
• November 25, 1943: Frank Boll ties a team record with four goals in a 6-2 win over NY Rangers.
• January 2, 1944: The Bruins set a club mark for goals scored in a road game with a 13-3 win at NY Rangers.
• January 4, 1944: Bill Cowley has two assists in a 6-4 win over Chicago, giving him 264 on his career and moving him into the top spot on the league's all-time assist list.
• February 29, 1944: Bert Gardiner becomes the first Boston goaltender to be credited with an assist since Tiny Thompson in 1936.
• March 4, 1944: Bill Cowley ties his team records for goals and points in a game with a 4-2=6 effort in a 10-9 win over NY Rangers. A modern-day NHL record is set for total goals in a game, which is matched just 12 days later in a 10-9 loss in Detroit.

1944-45

Gm	Date		Opponent	Score	
1	Oct.	28	at Montreal	L	2-3
2		29	at Detroit	L	1-7
3	Nov.	4	at Toronto	L	2-7
4		5	at Chicago	W	6-3
5		12	at New York	T	5-5
6		14	Chicago	W	7-5
7		18	at Montreal	L	3-6
8	Nov.	19	at Detroit	L	3-4
9		21	Montreal	L	1-4
10		23	Toronto	W	5-1
11		26	New York	W	8-4
12		28	Detroit	L	3-6
13		30	at Chicago	W	7-2
14	Dec.	3	Toronto	W	5-4
15		5	Montreal	L	1-4
16		9	at Toronto	W	5-3
17		10	at Detroit	L	6-7
18		12	New York	W	7-5
19		16	at Montreal	L	5-8
20		19	Detroit	L	3-6
21		28	Chicago	W	2-1
22		31	at New York	L	2-3
23	Jan.	2	Montreal	L	3-6
24		7	at Detroit	L	4-8
25		10	at New York	L	1-5
26		13	at Toronto	L	1-2
27		14	at Chicago	L	1-4
28		16	Toronto	W	5-3
29		21	New York	W	14-3
30		23	Detroit	L	4-5
31		27	at Montreal	L	3-11
32		28	Montreal	L	1-4
33		30	Chicago	L	3-5
34	Feb.	3	at Toronto	W	4-2
35		4	New York	T	3-3
36		6	Toronto	L	1-5
37		11	Detroit	L	2-3
38		13	Chicago	W	3-2
39		17	New York	W	6-1
40		18	at New York	L	1-2
41		21	at Chicago	L	0-5
42		25	at New York	T	4-4
43	Mar.	4	at Detroit	L	4-10
44		6	Toronto	L	2-5
45		8	at Montreal	L	2-3
46		10	at Toronto	L	2-9
47		11	Chicago	W	7-2
48		13	Detroit	T	2-2
49		15	at Chicago	W	5-3
50		18	Montreal	L	2-4

Player	GP	G	A	PTS	PIM
Bill Cowley	49	25	40	65	12
Herb Cain	50	32	13	45	16
Ken Smith	49	20	14	34	2
Bill Jennings	39	20	13	33	25
Frank Mario	44	8	18	26	24
Armand Gaudreault	44	15	9	24	27
Bill Cupolo	47	11	13	24	10
John Crawford	40	5	19	24	10
Dit Clapper	46	8	14	22	16
Pat Egan	48	7	15	22	86
Paul Gladu	40	6	14	20	2
Gino Rozzini	31	5	10	15	20
Bill Thoms/Chicago	21	2	6	8	8
/Boston	17	4	2	6	0
/Total	38	6	8	14	8
Art Jackson	18	5	8	13	10
Jack Shewchuk	47	1	7	8	31
Jack McGill	14	4	2	6	0
Norm Calladine	11	3	1	4	0
Tom Brennan	1	0	1	1	0
Murray Henderson	5	0	1	1	4
Marcel Fillion	1	0	0	0	0
Ferny Flaman	1	0	0	0	0
Pete Leswick	2	0	0	0	0
Harvey Bennett	24	0	0	0	0
Paul Bibeault	26	0	0	0	0

Goaltender	GP	MINS	W-L-T	GA	GAA
Harvey Bennett	24	1470	10-12-2	106	4.33
Paul Bibeault	26	1530	6-18-2	113	4.43

1944-45 NOTABLES:

Home Record.....11-12-2
Road Record.....5-18-2
Overall Record.....16-30-4

• Bill Cowley finishes fourth overall in league scoring and is named to the league's Second All-Star Team.
• January 16, 1945: Herb Cain ties a club record with four goals in a 5-3 win over Toronto as the Bruins snap a six-game losing streak.
• January 21, 1945: Bill Cowley scores four goals and Ken Smith scores a hat trick of his own in a 14-3 win over the NY Rangers. It remains a club record for goals scored in a game. Bill Thoms, Frank Mario (two) and Ken Smith also combine for a league-record four goals in just a 1:20 span of the second period in the game.

Ken Smith scored the fourth of a league-record four goals in a 1:20 span on January 21, 1945.

1945-46

Gm	Date		Opponent	Score	
1	Oct.	24	Chicago	L	4-5
2		27	at Toronto	T	1-1
3		28	at Detroit	L	0-7
4	Nov.	4	Montreal	W	6-5
5		7	at Toronto	W	4-3
6		10	at Montreal	L	3-5
7		11	at New York	W	7-1
8		21	Montreal	W	3-0
9		25	Toronto	W	5-3
10		28	New York	W	5-1
11	Dec.	2	Detroit	T	2-2
12		5	Chicago	W	6-3
13		9	at Chicago	L	3-8
14		12	Detroit	T	2-2
15		15	at Montreal	T	3-3
16		16	Toronto	T	3-3
17		19	New York	W	8-7
18		23	Montreal	L	1-4
19		29	at Toronto	W	4-3
20		30	at Detroit	T	3-3
21	Jan.	1	Detroit	W	4-0
22		5	at Montreal	L	2-4
23		6	at New York	L	2-4
24		10	at Detroit	L	1-2
25		12	Chicago	W	4-3
26		16	New York	W	3-2
27		17	at New York	W	4-2
28		19	at Montreal	L	1-3
29		20	Montreal	W	3-0
30		23	Toronto	W	7-1
31		26	at Detroit	W	4-2
32		27	at Chicago	L	1-4
33		30	Chicago	W	4-3
34	Feb.	2	at Toronto	W	5-3
35		3	at Chicago	L	1-3
36		6	Toronto	T	3-3
37		10	Montreal	L	0-2
38		13	Detroit	W	3-0
39		14	at New York	T	2-2
40		16	New York	L	2-6
41		20	at Chicago	L	3-4
42		23	at Toronto	L	2-7
43		24	at Detroit	L	3-4
44		27	at Montreal	W	5-3
45	Mar.	3	at Chicago	L	3-5
46		6	Detroit	W	4-2
47		10	Toronto	W	7-3
48		12	at New York	W	3-2
49		13	New York	L	3-5
50		17	Chicago	W	5-3

Player	GP	G	A	PTS	PIM
Don Gallinger	50	17	23	40	18
Woody Dumart	50	22	12	34	2
Bep Guidolin	50	15	17	32	62
Milt Schmidt	48	13	18	31	21
Herb Cain	48	17	12	29	4
Bill Shill	45	15	12	27	12
Bill Cowley	26	12	12	24	6
Terry Reardon	49	12	11	23	21
Bobby Bauer	39	11	10	21	4
Jack McGill	46	6	14	20	21
Pat Egan	41	8	10	18	32
John Crawford	48	7	9	16	10
Murray Henderson	48	4	11	15	30

Ken Smith	23	2	6	8	0
Jack Church	43	2	6	8	28
Dit Clapper	30	2	3	5	0
Roy Conacher	4	2	1	3	0
Mike McMahon/Montreal	13	0	1	1	2
/Boston	2	0	0	0	2
/Total	15	0	1	1	4
Armand Delmonte	1	0	0	0	0
Ferny Flaman	1	0	0	0	0
Gordie Bruce	5	0	0	0	0
Paul Bibeault	16	0	0	0	0
Frank Brimsek	34	0	0	0	0

Goaltender	GP	MINS	W-L-T	GA	GAA
Paul Bibeault	16	960	8-4-4	45	2.81
Frank Brimsek	34	2040	16-14-4	111	3.26

John Crawford earned First Team NHL All-Star honors in 1945-46.

1945-46 NOTABLES:

Home Record.....11-5-4
Road Record.....13-13-4
Overall Record.....24-18-8

• John Crawford was voted to the NHL's First All-Star Team and Frank Brimsek earned a Second-Team berth.
• December 5, 1945: Milt Schmidt scores his first goal since returning from RCAF duty in a 6-3 win over Chicago.
• December 19, 1945: Frank Brimsek earns an 8-7 win in his first post-war game.
• January 1, 1946: The Bruins snap a 22-game winless stretch against Detroit with their first victory over the Red Wings since December 28, 1943.

1946-47

Gm	Date		Opponent	Score	
1	Oct.	19	at Montreal	T	1-1
2		20	Chicago	T	2-2
3		23	Toronto	T	3-3
4		26	New York	W	3-1
5		30	at New York	T	3-3
6	Nov.	2	at Toronto	W	5-0
7		3	at Chicago	L	3-5
8		6	at Detroit	T	3-3
9		9	at Montreal	L	2-5
10		10	at New York	W	4-0
11		13	Detroit	W	5-2
12		17	Montreal	L	1-4
13		20	Toronto	W	4-1
14		24	Montreal	L	2-4
15		27	New York	W	5-2
16	Dec.	1	Detroit	T	3-3
17		4	Toronto	T	2-2
18		7	at Toronto	L	1-5
19		8	New York	L	4-6
20		11	Chicago	W	4-1
21		15	Detroit	W	3-2
22		18	New York	W	3-2
23		21	at Montreal	L	1-5
24		22	at Chicago	L	1-5
25		25	Chicago	L	3-5
26		28	at Toronto	L	3-4
27		29	at New York	T	2-2
28	Jan.	1	New York	W	3-1
29		4	at Montreal	L	1-4
30		5	at Detroit	L	1-3
31		8	at New York	W	3-1
32		11	at Toronto	L	3-4
33		12	at Detroit	L	1-5
34		15	Chicago	W	6-3
35		18	Chicago	W	3-1
36	Jan.	19	Toronto	W	3-2
37		22	Montreal	L	3-4
38		25	at Montreal	L	1-4
39		26	Detroit	W	4-3
40		29	Detroit	W	4-1
41	Feb.	1	at Detroit	T	2-2
42		2	at Chicago	L	1-3
43		5	Montreal	L	2-3
44		8	at Toronto	L	2-5
45		9	at Chicago	L	4-6
46		12	New York	W	10-1
47		16	Montreal	T	2-2
48		19	at New York	L	0-6
49		20	at Detroit	L	0-3
50		23	at Chicago	W	9-4
51	Mar.	1	at Montreal	W	2-1
52		2	at New York	W	3-2
53		5	Toronto	W	5-4
54		9	Detroit	W	6-0
55		12	at Chicago	W	8-3
56		13	at Detroit	W	3-2
57		15	at Toronto	T	5-5
58		16	Toronto	W	5-3
59		19	Chicago	W	7-3
60		23	Montreal	L	2-3

Player	GP	G	A	PTS	PIM
Milt Schmidt	59	27	35	62	40
Bobby Bauer	58	30	24	54	4
Woody Dumart	60	24	28	52	12
Bill Cowley	51	13	25	38	16
Joe Carveth	51	21	15	36	10
Don Gallinger	47	11	19	30	12
Pat Egan	60	7	18	25	89
Bep Guidolin	56	10	13	23	73
Ken Smith	60	14	7	21	4
Terry Reardon	60	6	14	20	17
John Crawford	58	1	17	18	16
Murray Henderson	57	5	12	17	63
Jack McGill	24	5	9	14	19
Mark Marquess	27	5	4	9	27
Walter Pratt	31	4	4	8	25
Ferny Flaman	23	1	4	5	41
Eddie Barry	19	1	3	4	2
Clare Martin	6	3	0	3	0
Bill Shill	27	2	0	2	2
Don Grosso	33	0	2	2	2
Norm McAtee	13	0	1	1	0
John Peirson	5	0	0	0	0
Dit Clapper	6	0	0	0	0
Frank Brimsek	60	0	0	0	2

Goaltender	GP	MINS	W-L-T	GA	GAA
Frank Brimsek	60	3600	26-23-11	175	2.92

1946-47 NOTABLES:

Home Record.....18-7-5
Road Record.....8-16-6
Overall Record.....26-23-11

Dit Clapper played six games in 1946-47 while also serving as the team's coach and became the first player in NHL history to play 20 seasons. He was inducted into the Hockey Hall of Fame prior to his last game on February 12, 1947.

• Milt Schmidt earns First Team All-Star honors while Frank Brimsek, Woody Dumart and Bobby Bauer are named to the Second Team.
• Bobby Bauer wins his third Lady Byng Trophy.
• The "Kraut Line" of Milt Schmidt, Bobby Bauer and Woody Dumart finish fourth, seventh and tenth, respectively, in the league's scoring race.
• November 27, 1946: Dit Clapper becomes the first player in NHL history to play 20 seasons when he dresses for his first game of the year, a 5-2 win vs. NY Rangers.
• February 12, 1947: Bill Cowley becomes the NHL's all-time leading scorer with his 529th career point. Dit Clapper plays his final NHL game, his #5 jersey is immediately retired by the team and he is inducted into the Hockey Hall of Fame.

1947-48

Gm	Date		Opponent	Score	
1	Oct.	19	New York	W	3-1
2		22	Montreal	W	3-1
3		25	at Montreal	L	0-5
4		26	Chicago	W	3-2
5		29	at New York	W	3-1
6	Nov.	1	at Toronto	T	1-1
7		2	at Detroit	L	1-2
8		5	at Chicago	W	2-1
9		12	at New York	W	8-2
10		15	at Montreal	W	9-1
11		16	Detroit	L	2-3
12		19	Toronto	W	7-2
13		22	at Toronto	L	3-4
14		23	Montreal	T	2-2
15		26	at Chicago	L	3-5
16		27	at Detroit	L	1-4
17		30	Toronto	T	0-0
18	Dec.	3	Chicago	T	4-4
19		6	New York	T	5-5
20		7	Montreal	W	1-0
21		10	at Chicago	L	5-6
22		14	Toronto	T	1-1
23		17	at New York	L	2-5
24		20	at Montreal	W	4-2
25		21	Detroit	L	5-6
26		25	Chicago	L	1-6
27		27	at Toronto	L	1-2
28		28	at Detroit	L	0-3
29		31	at New York	L	3-7
30	Jan.	1	New York	W	4-1
31		3	at Montreal	T	2-2
32		10	at Detroit	W	4-1
33		11	at Chicago	L	1-4
34		14	Detroit	T	3-3
35		17	at Toronto	L	1-4
36		18	Montreal	T	1-1
37		21	Toronto	W	2-1
38		25	New York	W	6-4
39		28	Detroit	L	2-4
40		31	Chicago	L	4-7
41	Feb.	1	Montreal	L	0-3
42		4	Toronto	L	2-4
43		8	at Detroit	W	3-1
44		11	Chicago	L	0-3
45		14	New York	T	4-4
46		15	Detroit	W	3-1
47		18	at Chicago	W	4-2
48		21	at Montreal	W	3-1
49		22	at New York	L	1-4
50		25	at Toronto	L	2-4
51		29	at Chicago	L	1-5
52	Mar.	3	Chicago	T	4-4
53		4	at Montreal	T	1-1
54		7	Toronto	W	3-1
55		10	New York	W	6-3
56		13	at Toronto	L	2-5
57		14	at Detroit	W	5-1
58		16	at New York	W	6-2
59		17	Detroit	T	0-0
60		21	Montreal	W	4-3

Player	GP	G	A	PTS	PIM
Grant Warwick/New York	40	17	12	29	30
/Boston	18	6	5	11	8
/Total	58	23	17	40	38
Woody Dumart	59	21	16	37	14
Pete Babando	60	23	11	34	52
Jimmy Peters/Montreal	22	1	3	4	6
/Boston	37	12	15	27	38
/Total	59	13	18	31	44
Don Gallinger	54	10	21	31	37
Milt Schmidt	33	9	17	26	28
Ed Sandford	59	10	15	25	25
Ken Smith	60	11	12	23	4
Billy Taylor	39	4	16	20	25
Wally Wilson	53	11	8	19	18
Pat Egan	60	8	11	19	81
Clare Martin	59	5	13	18	34
Joe Carveth	22	8	9	17	2

Murray Henderson	49	6	8	14	50
Paul Ronty	24	3	11	14	0
John Crawford	45	3	11	14	10
Ed Harrison	52	6	7	13	8
John Quilty/Montreal	20	2	3	5	4
/Boston	6	3	2	5	2
/Total	26	5	5	10	6
Ferny Flaman	56	4	6	10	69
John Peirson	15	4	2	6	0
Arnie Kullman	1	0	0	0	0
Ray Manson	1	0	0	0	0
Frank Brimsek	60	0	0	0	0

Goaltender	GP	MINS	W-L-T	GA	GAA
Frank Brimsek	60	3600	23-24-13	168	2.80

Woody Dumart finished second in the team's scoring race in 1947-48

1947-48 NOTABLES:

Home Record..... 12-8-10
Road Record..... 11-16-3
Overall Record.....23-24-13

• Frank Brimsek earns his eighth All-Star berth when he was named to the NHL's Second Team in goal.
• October 19, 1947: The Bruins' home opener is repeatedly delayed by fog caused by 80 degree temperatures inside Boston Garden. There is a 40-minute delay following the second period so players from both teams could get their skates resharpened due to soft ice.

1948-49

Gm	Date		Opponent	Score	
1	Oct.	16	at Toronto	W	4-1
2		20	Chicago	W	8-3
3		24	New York	W	4-1
4		28	at Chicago	W	5-1
5		30	at Montreal	T	3-3
6		31	at New York	L	0-2
7	Nov.	7	at Detroit	L	3-7
8		11	Detroit	W	4-1
9		14	Montreal	W	3-2
10		17	Toronto	W	2-1
11		20	at Toronto	T	2-2
12		21	New York	L	1-4
13		24	at Detroit	W	5-3
14		27	at Montreal	W	2-0
15		28	Toronto	W	6-2
16	Dec.	1	Chicago	W	5-1
17		4	Detroit	L	2-3
18		5	Montreal	W	2-1
19		7	at New York	T	2-2
20		8	at Chicago	L	3-4
21		11	at Toronto	L	2-3
22		12	Toronto	L	3-4
23		15	Montreal	L	2-4
24		19	at Chicago	L	2-7
25		22	Detroit	W	5-2
26		23	at Montreal	L	2-4
27		25	Chicago	W	2-1
28		29	at Detroit	L	2-10
29		31	at New York	T	2-2
30	Jan.	1	New York	W	4-1
31		5	at Toronto	L	0-4
32		6	at Detroit	W	3-2
33		9	at Chicago	L	2-4
34		12	Montreal	L	3-5
35		16	Chicago	W	3-1
36		19	at New York	W	5-2
37		22	at Montreal	L	2-4
38		23	Montreal	W	3-0
39	Jan.	26	Toronto	L	1-3
40		30	Detroit	L	0-4
41	Feb.	2	New York	W	5-3
42		5	at Montreal	W	3-2
43		6	Toronto	L	2-4
44		9	Chicago	W	5-3
45		12	New York	W	4-2
46		13	Detroit	T	4-4
47		16	at Chicago	L	1-5
48		19	at Toronto	L	2-5
49		21	at Detroit	T	2-2
50		23	at New York	W	3-2
51		27	at Chicago	T	2-2
52	Mar.	2	Detroit	T	1-1
53		5	at Montreal	L	0-4
54		6	Montreal	L	0-1
55		9	New York	W	8-1
56		12	at Toronto	W	2-1
57		13	at Detroit	W	6-2
58		15	at New York	W	4-2
59		16	Chicago	L	3-4
60		20	Toronto	W	7-2

Player	GP	G	A	PTS	PIM
Paul Ronty	60	20	29	49	11
John Peirson	59	22	21	43	45
Ken Smith	59	20	20	40	6
Grant Warwick	58	22	15	37	14
Ed Sandford	56	16	20	36	57
Pete Babando	58	19	14	33	34
Milt Schmidt	44	10	22	32	25
Jimmy Peters	60	16	15	31	8
Pat Egan	60	6	18	24	92
Woody Dumart	59	11	12	23	6
Ferny Flaman	60	4	12	16	62
John Crawford	55	2	13	15	14
Murray Henderson	60	2	9	11	28
Ed Harrison	59	5	5	10	20
Dave Creighton	12	1	3	4	0
Ed Kryzanowski	36	1	3	4	10
Zellio Toppazzini	5	1	1	2	0
Cliff Thompson	10	0	1	1	0
Les Colvin	1	0	0	0	0
Gordon Henry	1	0	0	0	0
Jack Gelineau	4	0	0	0	0
Frank Brimsek	54	0	0	0	2

Goaltender	GP	MINS	W-L-T	GA	GAA
Gordon Henry	1	60	1-0-0	0	0.00
Frank Brimsek	54	3240	26-20-8	147	2.72
Jack Gelineau	4	240	2-2-0	12	3.00
Les Colvin	1	60	0-1-0	4	4.00

The Bruins adopted their famous "Spoked B" logo for their 25th anniversary season in 1948-49.

1948-49 NOTABLES:

Home Record..... 18-10-2
Road Record..... 11-13-6
Overall Record..... 29-23-8

• Paul Ronty (sixth) and John Peirson (tenth) rank among the league's scoring leaders.
• January 23, 1949: Gordon Henry records a 3-0 shutout over Montreal in his first NHL game. Henry had been recalled that day from Hershey to replace Frank Brimsek, who had returned to Minnesota for a family emergency.

1949-50

Gm	Date		Opponent	Score	
1	Oct.	12	at Detroit	L	1-2
2		16	New York	T	2-2
3		19	Chicago	W	7-4
4		22	at Montreal	W	2-1
5		23	Montreal	T	0-0
6		26	at New York	L	2-5
7		29	at Toronto	L	1-8
8		30	at Chicago	L	4-10
9	Nov.	2	at Detroit	L	3-5
10		5	at Montreal	T	3-3
11		9	Chicago	L	1-3
12		12	Detroit	L	5-7
13		13	Toronto	W	4-2
14		16	at New York	L	1-2
15		17	at Chicago	L	3-8
16		20	Montreal	W	2-1
17		23	Toronto	W	3-1
18		26	at Toronto	T	3-3
19		27	New York	T	1-1
20		30	at Detroit	L	0-3
21	Dec.	1	at Chicago	L	4-5
22		3	Chicago	W	5-3
23		4	Montreal	W	4-2
24		7	Detroit	L	1-2
25		8	at Montreal	T	2-2
26		10	at Toronto	L	1-2
27		11	Toronto	W	2-0
28		14	Detroit	L	2-5
29		17	New York	L	1-3
30		18	Montreal	W	3-1
31		21	at Chicago	W	4-1
32		24	at Toronto	W	8-4
33		25	Chicago	T	4-4
34		28	at Detroit	T	2-2
35		31	at New York	L	1-4
36	Jan.	1	New York	W	6-0
37		5	at Montreal	L	3-5
38		8	at Detroit	W	4-3
39		11	Detroit	W	2-1
40		14	at Toronto	L	3-4
41		15	Chicago	L	1-5
42		18	at New York	W	4-2
43		21	at Montreal	L	1-3
44		22	Montreal	L	4-5
45		25	at Detroit	T	4-4
46		26	at Chicago	L	1-5
47		28	New York	T	2-2
48		29	Detroit	W	4-1
49	Feb.	1	New York	W	3-2
50		5	Toronto	L	1-2
51		8	Toronto	L	1-3
52		11	Detroit	L	4-9
53		12	Montreal	T	3-3
54		15	at New York	T	2-2
55		19	at Chicago	T	4-4
56		22	at Toronto	L	1-3
57		25	at Montreal	L	2-3
58		26	at New York	L	3-4
59	Mar.	1	Toronto	W	5-2
60		4	New York	W	5-1
61		5	Chicago	W	11-4
62		8	Detroit	L	3-5
63		11	at Montreal	L	0-5
64		12	Toronto	T	2-2
65		15	at New York	W	4-1
66		18	at Detroit	T	1-1
67		19	at Chicago	W	4-3
68		22	Chicago	L	5-7
69		25	at Toronto	L	0-8
70		26	Montreal	T	3-3

Player	GP	G	A	PTS	PIM
Paul Ronty	70	23	36	59	8
John Peirson	57	27	25	52	49
Phil Maloney	70	15	31	46	6
Milt Schmidt	68	19	22	41	41
Ken Smith	66	10	31	41	12
Norman Poile/New York	27	3	6	9	8
/Boston	39	16	14	30	6
/Total	66	19	20	39	14
Woody Dumart	69	14	25	39	14
Dave Creighton	64	18	13	31	13
Ed Harrison	70	14	12	26	23
Bill Quackenbush	70	8	17	25	4
Sam Bettio	44	9	12	21	32
Ed Kryzanowski	59	6	10	16	12
Murray Henderson	64	3	8	11	42
Pete Horeck	34	5	5	10	22

Zellio Toppazzini	36	5	5	10	18
John Crawford	46	2	8	10	8
Ferny Flaman	69	2	5	7	122
Ed Sandford	17	1	4	5	6
Lorne Ferguson	3	1	1	2	0
Gordon Byers	1	0	1	1	0
Jack McIntyre	1	0	1	1	0
George Sullivan	3	0	1	1	0
Artie Kullman	12	0	1	1	11
Norm Corcoran	1	0	0	0	0
Dick Bittner	1	0	0	0	0
Bart Bradley	1	0	0	0	0
Gordon Henry	2	0	0	0	0
Ross Lowe	3	0	0	0	0
Jack Gelineau	67	0	0	0	0

Goaltender	GP	MINS	W-L-T	GA	GAA
Gordon Henry	2	120	0-2-0	5	2.50
Dick Bittner	1	60	0-0-1	3	3.00
Jack Gelineau	67	4020	22-30-15	220	3.28

Jack Gelineau won the Calder Trophy as the league's top rookie in 1949-50.

1949-50 NOTABLES:

Home Record.....15-12-8
Road Record.....7-20-8
Overall Record.....22-32-16

• Jack Gelineau became the second Bruin to win the Calder Trophy.
• Paul Ronty (fifth) and John Peirson (eighth) again rank among the league's scoring leaders, despite the club's fifth-place finish in the standings.
• October 16, 1949: The ice at Boston Garden is painted white for the first time to make it easier to follow the puck.
• December 3, 1949: Bruins General Manager Art Ross is inducted into the Hockey Hall of Fame in pre-game ceremonies.
• February 12, 1950: Dick Bittner earns a 3-3 tie in his first and only NHL game. He had been recalled to replace an injured Jack Gelineau and played the game just four hours after recording a 4-0 shutout for the Boston Olympics over Atlantic City in an EAHL game at Boston Garden.

1950-51

Gm	Date		Opponent	Score	
1	Oct.	14	at Montreal	T	1-1
2		15	Montreal	L	1-2
3		18	Toronto	L	0-2
4		22	New York	T	0-0
5		25	at New York	T	1-1
6		28	at Toronto	L	2-4
7		29	at Detroit	L	0-2
8	Nov.	2	at Chicago	L	2-5
9		4	at Montreal	W	3-2
10		5	at Detroit	L	2-4
11		8	Detroit	T	3-3
12		11	Chicago	L	2-4
13		12	Toronto	L	0-7
14		15	at New York	W	4-3
15		18	Detroit	L	1-2
16		19	Toronto	W	3-1
17		23	at Chicago	L	1-4
18		25	New York	T	3-3
19		26	Montreal	L	1-3
20		29	Detroit	W	6-3
21	Dec.	2	New York	L	2-3
22		3	at New York	W	5-3
23		6	Chicago	W	5-4
24		7	at Montreal	W	3-0
25		9	at Toronto	L	1-8
26	Dec.	10	Montreal	W	5-2
27		14	at Detroit	L	2-4
28		16	Detroit	L	1-4
29		17	Toronto	L	2-4
30		20	at New York	T	4-4
31		21	at Chicago	W	3-1
32		23	at Toronto	T	2-2
33		25	Chicago	W	7-4
34		27	Chicago	T	4-4
35		31	at New York	L	0-3
36	Jan.	1	New York	W	3-2
37		4	at Montreal	W	4-2
38		7	at Detroit	L	0-3
39		9	at Chicago	W	5-4
40		13	at Montreal	L	0-4
41		14	Chicago	W	5-1
42		17	at New York	T	3-3
43		20	at Toronto	L	1-2
44		21	New York	W	5-1
45		25	at Detroit	T	3-3
46		27	Detroit	W	3-0
47		28	Montreal	T	1-1
48	Feb.	1	at Chicago	L	2-5
49		3	at Montreal	L	1-4
50		4	Toronto	T	3-3
51		7	New York	T	2-2
52		10	Montreal	W	6-0
53		11	Detroit	L	1-2
54		18	at Chicago	W	7-3
55		19	at Detroit	T	2-2
56		21	at New York	T	2-2
57		24	at Toronto	L	2-6
58		25	at Chicago	W	3-2
59		28	Detroit	T	1-1
60	Mar.	3	New York	T	3-3
61		4	Chicago	W	10-2
62		7	Montreal	L	2-3
63		10	at Toronto	L	3-5
64		11	Toronto	W	3-1
65		15	at Detroit	L	0-4
66		17	at Montreal	L	1-3
67		18	Montreal	T	2-2
68		21	Chicago	W	6-5
69		24	at Toronto	L	1-4
70		25	Toronto	L	0-1

Player	GP	G	A	PTS	PIM
Milt Schmidt	62	22	39	61	33
Woody Dumart	70	20	21	41	7
John Peirson	70	19	19	38	43
Bill Ezinicki	53	16	19	35	119
Lorne Ferguson	70	16	17	33	31
Paul Ronty	70	10	22	32	20
Duncan Fisher/New York	12	0	0	0	0
/Boston	53	9	20	29	20
/Total	65	9	20	29	20
Bill Quackenbush	70	5	24	29	12
Ed Sandford	51	10	13	23	33
Pete Horeck	66	10	13	23	57
Vic Lynn	56	14	6	20	69
Murray Henderson	66	4	7	11	37
Max Quackenbush	47	4	6	10	26
Dave Creighton	56	5	4	9	4
Ed Kryzanowski	69	3	6	9	10
Ross Lowe	43	5	3	8	40
Ken Smith	14	3	1	4	11
Hal Laycoe/Montreal	38	0	2	2	25
/Boston	6	1	1	2	4
Hal Laycoe/Total	44	1	3	4	29
Phil Maloney	13	2	0	2	2
Ferny Flaman	14	1	1	2	37
Ed Reigle	17	0	2	2	25
Ed Harrison	9	1	0	1	0
Zellio Toppazzini	4	0	1	1	0
Bob Armstrong	2	0	0	0	2
Steve Kraftcheck	22	0	0	0	8
Jack Gelineau	70	0	0	0	4

Goaltender	GP	MINS	W-L-T	GA	GAA
Jack Gelineau	70	4200	22-30-18	197	2.81

1950-51 NOTABLES:

Home Record.....13-12-10
Road Record.....9-18-8
Overall Record.....22-30-18

• Milt Schmidt wins the Hart Trophy as league MVP and finishes fifth overall in the league's scoring race.
• Schmidt and Bill Quackenbush are named First Team NHL All-Stars.
• March 4, 1951: Woody Dumart ties a club record with four goals in a 10-2 win over Chicago.

Bill Quackenbush earned First Team NHL All-Star honors in 1950-51.

1951-52

Gm	Date		Opponent	Score	
1	Oct.	11	at Detroit	L	0-1
2		13	at Montreal	W	2-1
3		14	Montreal	L	3-4
4		17	at Toronto	L	2-4
5		21	New York	T	1-1
6		24	at New York	W	3-1
7		28	at Chicago	W	2-0
8	Nov.	1	at Detroit	W	3-2
9		4	at Chicago	W	4-2
10		6	Detroit	T	0-0
11		8	at Montreal	L	2-4
12		11	Toronto	T	1-1
13		13	Chicago	L	1-3
14		17	at Toronto	T	1-1
15		18	Montreal	T	3-3
16		20	Detroit	L	0-2
17		21	at New York	T	3-3
18		25	Toronto	L	1-4
19		27	New York	T	1-1
20		29	at Detroit	T	1-1
21	Dec.	2	Montreal	W	4-1
22		4	Chicago	W	3-1
23		5	at New York	W	3-2
24		9	at Chicago	L	3-4
25		11	New York	W	4-2
26		12	at New York	L	3-6
27		15	at Montreal	L	1-3
28		16	Montreal	L	2-4
29		18	Detroit	T	5-5
30		22	at Toronto	L	2-3
31		23	Toronto	W	4-2
32		25	Chicago	L	2-6
33		29	at Toronto	L	0-4
34	Jan.	1	New York	L	2-4
35		5	at Montreal	W	3-2
36		6	at Detroit	L	2-4
37		8	at Chicago	W	7-2
38		13	Chicago	W	5-4
39		15	Toronto	L	0-1
40		17	at Detroit	L	0-5
41		19	at Toronto	L	2-6
42		20	Montreal	W	2-1
43		22	New York	T	3-3
44		26	at Montreal	L	3-5
45		27	Toronto	L	0-3
46		29	Detroit	W	3-1
47		31	at Chicago	T	0-0
48	Feb.	2	at Toronto	T	1-1
49		3	Montreal	W	1-0
50		5	Chicago	W	5-0
51		9	New York	L	2-4
52		10	Detroit	L	0-2
53		13	at New York	L	2-6
54		17	at Chicago	W	5-2
55		18	at Detroit	L	2-4
56		21	at Montreal	T	3-3
57		24	at New York	L	2-5
58		26	Detroit	L	3-4
59	Mar.	1	at Toronto	T	1-1
60		2	Toronto	T	2-2
61		4	New York	W	4-1
62		6	at Detroit	L	1-2
63		9	Chicago	W	4-2
64		11	Detroit	W	3-2
65		13	at Chicago	T	3-3
66		15	at Montreal	W	2-0

67	Mar.	16	Montreal	W	2-1
68		18	Chicago	W	4-0
69		19	at New York	L	4-6
70		23	Toronto	W	4-2

Player	GP	G	A	PTS	PIM
Milt Schmidt	69	21	29	50	57
John Peirson	68	20	30	50	30
Dave Creighton	49	20	17	37	18
Jack McIntyre	52	12	19	31	18
Duncan Fisher	65	15	12	27	2
Ed Sandford	65	13	12	25	54
Real Chevrefils	33	8	17	25	8
George Sullivan	67	12	12	24	24
Fleming Mackell/Toronto	32	2	8	10	16
/Boston	30	1	8	9	24
/Total	62	3	16	19	40
Bill Quackenbush	69	2	17	19	6
Adam Brown	33	8	9	17	6
Woody Dumart	39	5	8	13	0
Gus Kyle	69	1	12	13	127
Hal Laycoe	70	5	7	12	61
Bill Ezinicki	28	5	5	10	47
Ed Kryzanowski	70	5	3	8	33
Lorne Ferguson	27	3	4	7	14
Leo Labine	15	2	4	6	9
Murray Henderson	56	0	6	6	51
Pentti Lund	23	0	5	5	0
Vic Lynn	12	2	2	4	4
Ray Barry	18	1	2	3	6
Bobby Bauer	1	1	1	2	0
Jim Morrison	14	0	2	2	2
Jim Henry	70	0	0	0	0

Goaltender	GP	MINS	W-L-T	GA	GAA
Jim Henry	70	4200	25-29-16	176	2.51

"Sugar" Jim Henry earned an NHL Second Team All-Star berth in his first season with the Bruins in 1951-52.

1951-52 NOTABLES:

Home Record.....15-12-8
Road Record.....10-17-8
Overall Record.....25-29-16

• Jim Henry and Milt Schmidt earn Second Team All-Star honors and Schmidt makes his fifth appearance among the league's top ten scoring leaders.
• March 18, 1952: The "Kraut Line" is honored in pre-game ceremonies and Bobby Bauer comes out of retirement to play one more game with his linemates.

1952-53

Gm	Date		Opponent	Score	
1	Oct.	12	Montreal	T	1-1
2		16	Toronto	W	2-1
3		18	at Montreal	L	1-2
4		19	New York	T	2-2
5		22	at New York	T	3-3
6		25	at Toronto	W	4-0
7		26	at Chicago	T	1-1
8		30	at Detroit	L	1-4
9	Nov.	1	at Toronto	L	2-3
10		2	at Chicago	L	1-4
11		6	Detroit	W	2-0
12		9	Chicago	W	4-1
13		11	Toronto	W	4-0
14		13	at Detroit	L	0-3
15		15	at Montreal	L	0-2
16		16	Detroit	L	2-5
17		19	at Toronto	W	2-1
18	Nov.	20	at Chicago	L	1-3
19		23	Toronto	W	6-5
20		27	New York	W	3-1
21		30	Montreal	W	3-1
22	Dec.	4	Chicago	W	5-1
23		6	at Montreal	W	2-1
24		7	at Detroit	T	1-1
25		10	at New York	W	4-1
26		11	Detroit	L	1-10
27		14	Chicago	T	2-2
28		17	at New York	L	0-5
29		18	at Chicago	T	3-3
30		20	at Montreal	W	6-3
31		21	Montreal	L	3-4
32		25	New York	L	1-2
33		27	at Toronto	L	0-3
34		28	at Detroit	L	1-7
35	Jan.	1	Toronto	W	5-1
36		3	at Montreal	W	1-0
37		4	at New York	L	2-5
38		8	at Detroit	L	0-4
39		10	at Toronto	L	1-3
40		11	Chicago	L	2-4
41		15	Detroit	L	0-4
42		18	Toronto	W	2-1
43		22	Chicago	T	3-3
44		24	New York	W	9-0
45		25	New York	L	1-2
46		29	Toronto	T	2-2
47		31	at Montreal	T	0-0
48	Feb.	1	Montreal	W	4-3
49		5	Chicago	W	4-1
50		8	Detroit	L	3-5
51		12	Detroit	W	3-1
52		14	New York	W	5-4
53		15	Montreal	W	1-0
54		18	at New York	L	2-4
55		21	at Toronto	T	2-2
56		22	at Chicago	L	0-2
57		25	at New York	L	1-2
58		27	at Chicago	L	0-3
59	Mar.	1	at Chicago	T	2-2
60		2	at Detroit	L	2-10
61		5	Montreal	W	5-0
62		7	New York	L	1-2
63		8	Chicago	W	2-1
64		12	Detroit	T	2-2
65		14	at Toronto	W	3-1
66		15	Montreal	W	2-1
67		18	at New York	W	2-1
68		19	at Detroit	L	1-6
69		21	at Montreal	W	2-1
70		22	Toronto	L	1-3

Player	GP	G	A	PTS	PIM
Fleming Mackell	65	27	17	44	63
Ed Sandford	61	14	21	35	44
Milt Schmidt	68	11	23	34	30
Real Chevrefils	69	19	14	33	44
John Peirson	49	14	15	29	32
Joe Klukay	70	13	16	29	20
Jerry Toppazzini	69	10	13	23	36
Leo Labine	51	8	15	23	69
Jack McIntyre	70	7	15	22	31
Bill Quackenbush	69	2	16	18	6
Pentti Lund	54	8	9	17	2
Dave Creighton	45	8	8	16	14
Woody Dumart	62	5	9	14	2
Warren Godfrey	60	1	13	14	40
Hal Laycoe	54	2	10	12	36
George Sullivan	32	3	8	11	8
Bob Armstrong	55	0	8	8	45
Duncan Fisher	7	0	1	1	0
Norm Corcoran	1	0	0	0	0
Jim Henry	70	0	0	0	0

Goaltender	GP	MINS	W-L-T	GA	GAA
Jim Henry	70	4200	28-29-13	172	2.46

1952-53 NOTABLES:

Home Record.....19-10-6
Road Record.....9-19-7
Overall Record.....28-29-13

• Fleming Mackell is named a First Team NHL All-Star and ranks tenth among the league's scoring leaders.
• Bill Quackenbush earns a Second Team All-Star berth.
• January 24, 1953: George Sullivan has one goal and five assists in a 9-0 win over NY Rangers, setting a club record for assists and tying a club mark for points in a game.



Fleming Mackell led the team in scoring in 1952-53 and was named an NHL First Team All-Star.

1953-54

Gm	Date		Opponent	Score	
1	Oct.	11	Montreal	W	4-1
2		15	Toronto	L	1-4
3		17	at Montreal	L	2-5
4		18	New York	W	3-2
5		22	at New York	L	3-4
6		24	at Toronto	W	3-2
7		25	at Chicago	W	4-3
8		31	at Detroit	W	3-1
9	Nov.	1	at Chicago	T	0-0
10		5	Chicago	W	4-2
11		7	at Montreal	L	2-5
12		8	Montreal	W	2-0
13		11	Detroit	T	2-2
14		14	at Toronto	L	0-2
15		15	Toronto	T	1-1
16		19	at Detroit	L	2-3
17		20	at Chicago	W	2-0
18		22	Montreal	T	2-2
19		25	at New York	L	3-5
20		26	New York	W	5-2
21		29	Toronto	W	2-1
22	Dec.	3	Chicago	W	3-1
23		5	at Montreal	L	2-4
24		6	Montreal	L	2-7
25		10	Detroit	W	6-3
26		12	at Detroit	L	1-7
27		13	at Chicago	T	2-2
28		16	at New York	L	3-4
29		17	Toronto	W	3-2
30		19	at Montreal	L	3-7
31		20	Detroit	L	2-4
32		25	Chicago	W	4-1
33		27	at Detroit	L	1-2
34		29	at New York	W	6-2
35	Jan.	1	New York	L	1-2
36		2	at Montreal	T	1-1
37		7	at Detroit	L	1-3
38		9	at Toronto	L	2-3
39		10	Chicago	W	5-3
40		14	Detroit	L	1-2
41		16	at Montreal	L	1-2
42		17	Montreal	W	3-2
43		20	at New York	L	3-8
44		21	at Chicago	W	3-2
45		23	New York	L	3-4
46		24	New York	W	2-1
47		28	Chicago	W	3-2
48		30	at Toronto	L	2-4
49		31	Toronto	W	2-0
50	Feb.	4	at Detroit	L	0-5
51		6	Detroit	L	2-4
52		7	Detroit	T	1-1
53		10	at Toronto	W	3-2
54		11	Toronto	L	1-3
55		13	New York	W	1-0
56		14	Montreal	W	4-1
57		17	at New York	L	1-2
58		20	at Toronto	L	2-3
59		21	at Chicago	W	4-3
60		24	at New York	W	5-3
61	Mar.	4	Montreal	T	1-1
62		6	at Montreal	T	3-3
63		7	Chicago	W	6-0
64		11	New York	W	1-0
65		13	at Toronto	W	2-1
66		14	Toronto	W	3-0
67		16	Detroit	W	4-2

68	Mar.	18	at Detroit	T	3-3
69		19	at Chicago	L	0-7
70		21	Chicago	W	9-5

Player	GP	G	A	PTS	PIM
Ed Sandford	70	16	31	47	42
Fleming Mackell	67	15	32	47	60
John Peirson	68	21	19	40	55
Dave Creighton	69	20	20	40	27
Joe Klukay	70	20	17	37	27
Leo Labine	68	16	19	35	57
Cal Gardner	70	14	20	34	62
Milt Schmidt	64	14	18	32	28
Doug Mohns	70	13	14	27	27
Gus Bodnar/Chicago	45	6	15	21	20
/Boston	14	3	3	6	10
/Total	59	9	18	27	30
Hal Laycoe	58	3	16	19	29
Bill Quackenbush	45	0	17	17	6
Warren Godfrey	70	5	9	14	71
Bob Armstrong	64	2	10	12	81
Woody Dumart	69	4	3	7	6
Ray Gariepy	35	1	6	7	39
Real Chevrefils	14	4	1	5	2
Jerry Toppazzini	37	0	5	5	24
Jim Henry	70	0	0	0	0

Goaltender	GP	MINS	W-L-T	GA	GAA
Jim Henry	70	4200	32-28-10	181	2.59

1953-54 NOTABLES:

Home Record..... 22-8-5
Road Record.....10-20-5
Overall Record..... 32-28-10

- Ed Sandford and Fleming Mackell rank eighth and ninth, respectively, in the league's scoring race.
- Ed Sandford is named a Second-Team NHL All-Star.

Ed Sandford was named to the NHL's Second All-Star Team in 1953-54.

1954-55

Gm	Date		Opponent	Score	
1	Oct.	9	at Montreal	L	1-4
2		11	Montreal	T	2-2
3		14	New York	W	5-3
4		17	Toronto	T	1-1
5		20	at New York	L	2-6
6		21	at Detroit	L	3-5
7		23	at Toronto	T	3-3
8		30	at Detroit	L	0-4
9	Nov.	4	Detroit	L	2-3
10		7	Montreal	L	3-4
11		10	Chicago	W	4-3
12		13	at Montreal	L	1-2
13		14	Toronto	L	1-3
14		17	at New York	T	2-2
15		18	at Chicago	W	5-1
16		20	at Toronto	W	1-0
17		21	Montreal	W	2-0
18		24	at New York	L	1-3
19		25	New York	T	2-2
20		28	Detroit	W	6-2
21	Dec.	1	at Toronto	L	0-6
22		2	at Chicago	W	3-2
23		4	New York	W	6-3
24		5	Toronto	L	2-4
25		9	Chicago	W	2-1
26		11	at Montreal	W	3-0
27		12	Montreal	T	2-2
28		16	Detroit	L	2-4
29	Dec.	18	at Detroit	L	1-4
30		19	at Chicago	L	1-6
31		25	Chicago	T	3-3
32		30	at New York	L	1-6
33	Jan.	1	New York	W	4-0
34		2	at New York	T	3-3
35		5	at Toronto	W	2-1
36		6	at Detroit	T	3-3
37		8	at Montreal	T	1-1
38		9	Toronto	T	1-1
39		12	at Chicago	T	1-1
40		13	at Detroit	L	0-4
41		15	at Toronto	L	2-4
42		16	Montreal	W	6-0
43		20	Detroit	W	3-2
44		22	New York	W	3-1
45		23	New York	L	0-2
46		27	Chicago	W	5-2
47		29	at Montreal	L	0-4
48		30	Toronto	W	3-0
49	Feb.	2	at Chicago	W	3-2
50		3	at Detroit	T	1-1
51		5	Detroit	W	8-4
52		6	Detroit	T	2-2
53		10	Chicago	W	4-2
54		12	New York	T	5-5
55		13	Toronto	T	3-3
56		16	at New York	T	2-2
57		17	at Chicago	L	2-10
58		19	at Toronto	T	1-1
59		21	at Detroit	T	2-2
60		23	at Chicago	T	3-3
61		26	at Montreal	L	1-4
62	Mar.	2	at New York	W	2-1
63		3	Montreal	L	1-4
64		5	at Toronto	T	2-2
65		6	Toronto	W	3-1
66		10	Chicago	L	2-3
67		12	at Montreal	L	1-2
68		13	Montreal	W	4-2
69		16	Detroit	L	4-5
70		20	Chicago	L	3-4

Leo Labine set an NHL record with five points in the second period on November 28, 1954.

Player	GP	G	A	PTS	PIM
Leo Labine	67	24	18	42	75
Don McKenney	69	22	20	42	34
Real Chevrefils	64	18	22	40	30
Cal Gardner	70	16	22	38	40
Fleming Mackell	60	11	24	35	76
Lorne Ferguson	69	20	14	34	24
Ed Sandford	60	14	20	34	38
Doug Mohns	70	14	18	32	82
Bill Quackenbush	68	2	20	22	8
Ferny Flaman	70	4	14	18	150
Warren Godfrey	62	1	17	18	58
Leo Boivin/Toronto	7	0	0	0	8
/Boston	59	6	11	17	105
/Total	66	6	11	17	113
Murray Costello	54	4	11	15	25
Milt Schmidt	23	4	8	12	26
Gus Bodnar	67	4	4	8	14
Bob Armstrong	57	1	3	4	38
Hal Laycoe	5	1	0	1	34
Floyd Smith	3	0	1	1	0
Allen Teal	1	0	0	0	0
Norm Corcoran	2	0	0	0	2
Joe Klukay	10	0	0	0	4
Jim Henry	26	0	0	0	0
John Henderson	44	0	0	0	0

Goaltender	GP	MINS	W-L-T	GA	GAA
John Henderson	44	2628	15-14-15	109	2.49
Jim Henry	26	1532	8-12-6	79	3.09

1954-55 NOTABLES:

Home Record..... 16-10-9
Road Record..... 7-16-12
Overall Record.....23-26-21

- Ferny Flaman is named to the NHL's Second All-Star Team.
- The Bruins record a team-record 21 ties on the season.
- November 28, 1954: Leo Labine scores a hat trick in a 4:22 span and adds three assists in a 6-2 win over Detroit. He ties a club record for points in a game and his 3-2=5 totals in the second period ties an NHL record for points in a period.
- December 25, 1954: Milt Schmidt retires as a player and steps behind the Boston bench, earning a 3-3 tie with Chicago in his first game as the Bruins coach.
- March 13, 1955: Montreal's Maurice Richard is cut by a Hal Laycoe high stick and goes after Laycoe with his stick, also striking linesman Cliff Thompson, who is trying to restrain him. Richard earns a match penalty and Laycoe a high stick major penalty. The incident leads to a suspension of Richard for the remainder of the regular season and playoffs by NHL President Clarence Campbell and sparks the "Forum riot" when Campbell attends the next game in Montreal.

1955-56

Gm	Date		Opponent	Score	
1	Oct.	8	at Montreal	L	0-2
2		9	Montreal	L	2-5
3		12	Toronto	W	2-0
4		15	at Toronto	T	2-2
5		16	New York	W	4-1
6		20	at Montreal	W	3-2
7		22	at Detroit	T	0-0
8		25	at Chicago	L	0-2
9		29	at New York	W	1-0
10	Nov.	3	Chicago	T	3-3
11		5	at Montreal	L	2-4
12		6	Montreal	T	3-3
13		10	New York	W	5-1
14		12	at Toronto	W	3-2
15		13	Detroit	T	0-0
16		18	at Chicago	L	1-6
17		19	at Toronto	L	2-3
18		20	Toronto	T	1-1
19		23	at New York	L	0-4
20		24	New York	L	0-5
21		26	at Montreal	L	1-3
22		27	Chicago	L	0-6
23	Dec.	1	Montreal	L	1-2
24		3	Detroit	L	0-5
25		4	Toronto	W	5-0
26		8	at Detroit	T	2-2
27		9	at Chicago	T	1-1
28		11	Montreal	L	2-4
29		15	Chicago	W	4-1
30		17	at Toronto	L	1-5
31		18	at Chicago	L	1-7
32		21	at New York	T	3-3
33		22	Detroit	L	2-3
34		25	Chicago	L	2-4
35		29	at Detroit	L	3-4
36		31	at New York	L	2-6
37	Jan.	1	New York	L	2-4
38		7	at Toronto	L	2-6
39		8	at Detroit	L	3-4
40		12	Chicago	L	0-5
41		14	at Montreal	W	2-0
42		15	Toronto	L	1-4
43		19	at Detroit	L	2-4
44		20	at Chicago	W	3-0
45		22	New York	W	3-1
46		26	Montreal	W	5-1
47		28	at Montreal	L	1-6
48		29	Toronto	W	3-1
49	Feb.	2	Chicago	T	2-2
50		4	New York	W	7-1
51		5	Detroit	W	3-1
52		8	at New York	T	3-3
53		9	Toronto	T	1-1
54		11	Detroit	W	3-2
55		12	Montreal	L	1-7
56		15	at Toronto	L	0-1
57		17	at Chicago	W	4-2
58		19	at New York	W	3-0

59	Feb.	21	at Detroit	L	1-4
60		25	at Toronto	W	3-1
61		26	at Chicago	L	1-4
62		29	at New York	L	2-4
63	Mar.	1	Detroit	L	0-2
64		3	New York	W	5-2
65		4	Toronto	T	2-2
66		8	at Detroit	L	2-4
67		10	at Montreal	W	4-0
68		11	Montreal	W	3-1
69		13	Detroit	W	4-0
70		18	Chicago	L	2-3

Player	GP	G	A	PTS	PIM
Vic Stasiuk	59	19	18	37	118
Cal Gardner	70	15	21	36	57
Leo Labine	68	16	18	34	104
Don McKenney	65	10	24	34	20
John Peirson	33	11	14	25	10
Bill Quackenbush	70	3	22	25	4
Jerry Toppazzini/Detroit	40	1	7	8	31
/Boston	28	7	7	14	22
/Total	68	8	14	22	53
Ferny Flaman	62	4	17	21	70
Leo Boivin	68	4	16	20	80
Real Chevrefils	25	11	8	19	10
Doug Mohns	64	10	8	18	48
Marcel Bonin	67	9	9	18	49
Fleming Mackell	52	7	9	16	59
Lorne Ferguson	32	7	5	12	18
Murray Costello	41	6	6	12	19
Bob Armstrong	68	0	12	12	122
Hal Laycoe	65	5	5	10	16
Orval Tessier	23	2	3	5	6
Ed Panagabko	28	0	3	3	38
Lionel Heinrich	35	1	1	2	33
Bill Burega	4	0	1	1	4
Lorne Davis	15	0	1	1	0
John Henderson	1	0	0	0	0
Claude Pronovost	1	0	0	0	2
Ellard O'Brien	2	0	0	0	0

Goaltender	GP	MINS	W-L-T	GA	GAA
Claude Pronovost	1	60	1-0-0	0	0.00
Terry Sawchuk	68	4080	22-33-13	181	2.66
John Henderson	1	60	0-1-0	4	4.00

Vic Stasiuk led the Bruins in scoring in 1955-56.

1955-56 NOTABLES:

Home Record..... 14-14-7
Road Record.....9-20-6
Overall Record.....23-34-13

1956-57

Gm	Date		Opponent	Score	
1	Oct.	11	Toronto	T	4-4
2		13	at Montreal	L	0-3
3		14	Montreal	W	3-1
4		17	at New York	L	0-2
5		20	at Toronto	T	2-2
6		21	at Detroit	T	3-3
7		27	at Montreal	W	1-0
8		30	at Chicago	L	0-4
9	Nov.	1	Chicago	W	5-2
10		4	New York	W	4-1
11		7	at New York	W	4-2
12		8	Detroit	W	3-1
13		10	at Montreal	W	3-1
14		11	Montreal	W	3-2
15		15	at Chicago	W	5-3
16		17	at New York	T	4-4
17	Nov.	18	Toronto	W	4-3
18		22	New York	L	3-4
19		24	at Toronto	W	3-2
20		25	Toronto	W	3-1
21		28	at New York	L	1-2
22		29	at Chicago	W	2-0
23	Dec.	2	Chicago	W	3-2
24		6	at Detroit	L	2-3
25		8	Detroit	W	5-3
26		9	Montreal	T	1-1
27		13	Chicago	W	3-2
28		15	at Montreal	L	4-6
29		16	Toronto	W	4-2
30		20	Detroit	T	1-1
31		22	at Toronto	W	3-2
32		23	at Chicago	L	1-4
33		25	Chicago	L	2-4
34		27	Detroit	L	3-5
35		30	at Detroit	W	4-2
36	Jan.	1	New York	W	5-3
37		5	at Toronto	L	2-3
38		6	at Chicago	T	4-4
39		10	at Detroit	W	2-1
40		12	at Montreal	L	1-4
41		13	Montreal	L	1-3
42		17	Detroit	T	2-2
43		19	at Toronto	L	1-4
44		20	Toronto	L	2-3
45		26	New York	L	3-5
46		27	Montreal	W	5-2
47		31	Chicago	W	2-0
48	Feb.	2	at Montreal	W	2-1
49		3	New York	W	4-1
50		6	at New York	L	2-3
51		7	at Detroit	W	1-0
52		9	Montreal	T	2-2
53		10	Toronto	W	5-1
54		13	at Toronto	T	2-2
55		16	at Chicago	L	5-6
56		17	at Detroit	L	2-6
57		20	at New York	L	2-5
58		23	at Toronto	W	5-2
59		24	at Chicago	L	3-4
60		28	Chicago	W	4-0
61	Mar.	2	New York	L	2-3
62		3	Montreal	W	5-2
63		7	Detroit	L	2-4
64		9	Detroit	W	4-2
65		10	Toronto	T	3-3
66		13	at New York	W	2-1
67		16	at Montreal	T	2-2
68		17	Chicago	W	6-2
69		21	at Detroit	W	2-0
70		23	New York	L	2-4

Player	GP	G	A	PTS	PIM
Don McKenney	69	21	39	60	31
Real Chevrefils	70	31	17	48	38
Leo Labine	67	18	29	47	128
Vic Stasiuk	64	24	16	40	50
Doug Mohns	68	6	34	40	89
Fleming Mackell	65	22	17	39	73
John Peirson	68	13	26	39	41
Jerry Toppazzini	55	15	23	38	26
Larry Regan	69	14	19	33	29
Cal Gardner	70	12	20	32	66
Allan Stanley	60	6	25	31	45
Ferny Flaman	68	6	25	31	108
Bob Armstrong	57	1	15	16	79
Leo Boivin	55	2	8	10	55
Jack Bionda	35	2	3	5	43
Jack Caffery	47	2	2	4	20
Bob Beckett	18	0	3	3	2
Al Nicholson	5	0	1	1	0
Ed Panagabko	1	0	0	0	0
George Ranieri	2	0	0	0	0
Dick Cherry	6	0	0	0	4
Floyd Hillman	6	0	0	0	10
Norm DeFelice	10	0	0	0	0
Floyd Smith	23	0	0	0	6
Don Simmons	26	0	0	0	0
Terry Sawchuk	34	0	0	0	14

Goaltender	GP	MINS	W-L-T	GA	GAA
Terry Sawchuk	34	2040	18-10-6	71	2.38
Don Simmons	26	1560	13-9-4	63	2.42
Norm DeFelice	10	600	3-5-2	30	3.00

1956-57 NOTABLES:

Home Record.....20-9-6
Road Record..... 14-15-6
Overall Record.....34-24-12

- Larry Regan wins the Calder Trophy.
- Real Chevrefils and Ferny Flaman are named to the Second All-Star Team.
- Don McKenney finishes seventh overall in the league's scoring race.
- January 26, 1957: The Bruins play their first nationally televised game, the fourth NHL game on the CBS schedule. It is seen by an estimated 15 million people and is carried on 113 stations with Fred Cusick announcing the 5-3 NY Rangers win.

Larry Regan won the Calder Trophy in 1956-57 as the NHL's top rookie.

1957-58

Gm	Date		Opponent	Score	
1	Oct.	12	Chicago	W	3-1
2		13	New York	W	3-1
3		16	at New York	W	6-2
4		17	at Detroit	W	5-1
5		19	at Toronto	L	0-7
6		22	at Chicago	L	1-2
7		24	at Detroit	L	3-4
8		26	at Montreal	L	3-4
9		31	New York	L	0-3
10	Nov.	2	at New York	L	0-5
11		3	Detroit	W	4-0
12		7	Toronto	L	3-5
13		9	at Montreal	L	2-4
14		10	Detroit	W	4-2
15		14	Chicago	W	5-2
16		16	at Toronto	W	4-2
17		17	Toronto	T	2-2
18		23	Montreal	L	2-4
19		24	at Chicago	T	2-2
20		27	at New York	W	5-2
21		28	New York	W	1-0
22		30	at Toronto	L	2-3
23	Dec.	1	Montreal	L	1-4
24		5	Detroit	W	7-2
25		7	Chicago	T	2-2
26		8	at Chicago	W	3-0
27		12	at Detroit	L	2-3
28		14	at Montreal	T	1-1
29		15	Toronto	L	1-3
30		19	New York	T	3-3
28		16	at New York	L	3-4
31		21	at Toronto	T	3-3
32		22	Montreal	L	1-4
33		25	Detroit	W	4-1
34		28	at Chicago	T	0-0
35		29	at Detroit	T	2-2
36	Jan.	1	Montreal	L	3-4
37		4	at New York	W	7-4
38		5	at Chicago	L	3-4
39		9	at Detroit	L	1-6
40		11	at Toronto	T	2-2
41		12	Toronto	L	3-5
42		16	New York	L	2-3
43		18	at Montreal	W	3-0
44		19	Montreal	L	2-6
45		23	Chicago	W	4-3
46		25	Detroit	W	5-3
47		26	Toronto	T	3-3
48		29	at New York	T	1-1
49	Feb.	1	at Montreal	L	1-3
50		2	New York	W	4-3
51		6	Chicago	L	1-4
52		8	at Toronto	W	7-3
53		9	Toronto	L	0-2
54		13	Detroit	W	5-0

55	Feb.	15	Montreal	T	2-2
56		16	at New York	L	2-3
57		20	at Montreal	L	0-4
58		22	at Detroit	L	1-5
59		23	at Chicago	W	2-0
60	Mar.	1	at Chicago	W	3-2
61		4	at Detroit	W	2-1
62		6	Chicago	T	4-4
63		8	at Toronto	T	3-3
64		9	Toronto	W	7-0
65		13	Montreal	W	7-3
66		15	New York	L	0-4
67		16	Detroit	L	3-6
68		19	at New York	T	1-1
69		22	at Montreal	W	8-5
70		23	Chicago	W	7-5

Player	GP	G	A	PTS	PIM
Bronco Horvath	67	30	36	66	71
Fleming Mackell	70	20	40	60	72
Don McKenney	70	28	30	58	59
Vic Stasiuk	70	21	35	56	55
John Bucyk	68	21	31	52	57
Jerry Toppazzini	64	25	24	49	51
Larry Regan	59	11	28	39	22
Allan Stanley	69	6	25	31	37
Larry Hillman	70	3	19	22	60
Leo Labine	62	7	14	21	18
Doug Mohns	54	5	16	21	28
Real Chevrefils	44	9	9	18	21
Ferny Flaman	66	0	15	15	71
Carl Boone	34	5	3	8	28
Norm Johnson	15	2	3	5	8
Jack Bionda	42	1	4	5	50
Bob Armstrong	47	1	4	5	66
John Peirson	53	2	2	4	10
Leo Boivin	33	0	4	4	54
Gerry Ehman	1	1	0	1	0
Jack Caffery	7	1	0	1	2
Ross Wilson	1	0	0	0	0
Claude Evans	1	0	0	0	0
Willie O'Ree	2	0	0	0	0
Harry Pidhirny	2	0	0	0	0
Al Millar	6	0	0	0	0
Bob Beckett	9	0	0	0	2
Harry Lumley	25	0	0	0	2
Don Simmons	38	0	0	0	0

Goaltender	GP	MINS	W-L-T	GA	GAA
Ross Wilson	1	52	0-0-1	1	1.15
Don Simmons	38	2228	15-15-7	93	2.50
Harry Lumley	25	1500	11-10-4	71	2.84
Claude Evans	1	60	0-0-1	4	4.00
Al Millar	6	360	1-4-1	25	4.17

Willie O'Ree became the first black player in NHL history on January 18, 1958.

1957-58 NOTABLES:

Home Record..... 15-14-6
Road Record..... 12-14-9
Overall Record..... 27-28-15

- Ferny Flaman earns his third NHL Second Team All-Star berth.
- The Bruins place three players among the league's scoring leaders in Bronco Horvath (fifth), Fleming Mackell (seventh) and Don McKenney (tenth).
- January 18, 1958: Willie O'Ree becomes the first black player in NHL history when he plays his first NHL game with the Bruins in Montreal.

1958-59

Gm	Date		Opponent	Score	
1	Oct.	9	at Montreal	L	2-3
2		11	New York	T	4-4
3		12	Montreal	W	4-2
4		15	at New York	T	4-4
5		18	at Toronto	L	2-3
6		19	at Chicago	W	4-1
7		23	at Detroit	L	1-3
8		25	at Montreal	W	5-2
9		29	at New York	T	2-2
10		30	Chicago	W	5-2
11	Nov.	1	Detroit	W	3-1
12		2	Toronto	W	2-0
13		8	at Toronto	L	3-5
14		9	New York	L	1-5
15		11	at Chicago	W	8-4
16		13	Detroit	L	1-3
17		15	at New York	L	2-4
18		16	Toronto	T	4-4
19		18	at Detroit	L	0-6
20		19	at Chicago	L	2-3
21		22	Detroit	W	2-1
22		23	Montreal	W	2-0
23		27	New York	W	3-1
24		29	at New York	W	3-1
25		30	Toronto	L	1-2
26	Dec.	4	at Detroit	L	0-4
27		6	at Toronto	L	1-4
28		7	Montreal	L	1-4
29		13	Chicago	W	4-2
30		14	Toronto	W	6-3
31		17	at Chicago	L	2-5
32		20	at Toronto	T	2-2
33		21	Montreal	L	0-5
34		25	Chicago	W	4-2
35		27	at Montreal	L	1-6
36		28	at Detroit	L	3-5
37		31	at New York	L	3-4
38	Jan.	1	New York	L	2-5
39		3	at Detroit	W	8-2
40		4	at Chicago	L	3-5
41		8	Chicago	L	2-4
42		10	at Toronto	L	1-4
43		11	Montreal	T	3-3
44		15	Detroit	W	3-0
45		17	at Montreal	T	3-3
46		18	Toronto	W	4-3
47		24	at Toronto	W	3-1
48		25	New York	L	3-8
49		31	Detroit	W	5-4
50	Feb.	1	Toronto	W	6-4
51		5	Chicago	L	1-2
52		7	at Montreal	W	3-2
53		8	New York	W	4-1
54		11	at New York	W	5-3
55		12	Chicago	W	5-4
56		14	Montreal	L	1-2
57		15	at Chicago	T	3-3
58		21	at Montreal	L	0-6
59		22	at Detroit	W	4-1
60		28	at Chicago	L	2-5
61	Mar.	3	at Detroit	T	2-2
62		5	Detroit	W	3-0
63		7	at Toronto	L	1-4
64		8	Toronto	W	4-3
65		12	New York	W	5-4
66		14	Detroit	W	4-2
67		15	Montreal	W	5-3
68		18	at New York	W	5-3
69		21	at Montreal	W	4-3
70		22	Chicago	L	1-4

Player	GP	G	A	PTS	PIM
Don McKenney	70	32	30	62	20
Vic Stasiuk	70	27	33	60	63
John Bucyk	69	24	36	60	36
Jerry Toppazzini	70	21	23	44	61
Fleming Mackell	57	17	23	40	28
Bronco Horvath	45	19	20	39	58
Leo Labine	70	9	23	32	74
Doug Mohns	47	6	24	30	40
Jim Morrison	70	8	17	25	42
Jean-Guy Gendron	60	15	9	24	57
Leo Boivin	70	5	16	21	94
Ferny Flaman	70	0	21	21	101
Larry Leach	29	4	12	16	26
Earl Reibel	63	6	8	14	16
Larry Hillman	55	3	10	13	19
Larry Regan	36	5	6	11	10
Bob Armstrong	60	1	9	10	50
Real Chevrefils	30	1	5	6	8
Jack Bionda	3	0	1	1	2
Gordon Redahl	18	0	1	1	2
Don Keenan	1	0	0	0	0
Dan Poliziani	1	0	0	0	0
Ken Yackel	6	0	0	0	2
Harry Lumley	11	0	0	0	0
Don Simmons	58	0	0	0	4

Goaltender	GP	MINS	W-L-T	GA	GAA
Harry Lumley	11	660	8-2-1	27	2.45
Don Simmons	58	3480	24-26-8	183	3.17
Don Keenan	1	60	0-1-0	4	4.00

1958-59 NOTABLES:

Home Record..... 21-11-3
Road Record..... 11-18-6
Overall Record..... 32-29-9

Don McKenney ranked ninth among NHL scorers in 1958-59.

1959-60

Gm	Date		Opponent	Score	
1	Oct.	8	at Montreal	L	1-4
2		10	New York	W	6-4
3		11	Montreal	W	8-4
4		14	at New York	W	4-3
5		17	at Toronto	L	0-3
6		18	at Chicago	T	2-2
7		22	at Detroit	L	1-4
8		24	at Montreal	L	1-5
9		29	Detroit	W	2-1
10		31	at Toronto	L	3-4
11	Nov.	1	Toronto	W	6-3
12		3	at Chicago	W	6-3
13		5	at Detroit	W	8-3
14		8	Chicago	W	5-3
15		11	at New York	L	3-6
16		12	Detroit	L	5-6
17		14	at Montreal	L	1-8
18		15	Montreal	L	1-4
19		21	Detroit	T	3-3
20		22	Toronto	L	1-2
21		25	at New York	T	3-3
22		26	New York	W	4-3
23		28	at Toronto	T	2-2
24		29	Montreal	L	2-4
25	Dec.	2	at Chicago	T	2-2
26		5	at Detroit	L	3-4
27		6	Chicago	L	3-6
28		10	Toronto	W	6-3
29		12	New York	L	3-4
30		13	at New York	L	3-4
31		16	at Chicago	L	0-4
32		20	Detroit	L	2-4
33		25	Chicago	W	5-1
34		27	at Chicago	L	1-6
35		29	at New York	W	4-3
36	Jan.	1	New York	W	7-3
37		2	at Montreal	L	5-6
38		3	at Detroit	L	3-4
39		7	Chicago	W	5-1
40		9	at Toronto	W	3-2
41		10	Toronto	W	4-0
42		14	New York	W	6-0
43		16	at Montreal	L	2-8
44		17	Montreal	L	1-3
45		20	at Chicago	L	1-3
46		21	at Detroit	L	2-5
47		23	at Toronto	T	3-3

48	Jan.	24	Toronto	W	6-2
49		30	Detroit	W	3-2
50		31	Montreal	W	6-5
51	Feb.	4	Chicago	L	2-7
52		6	at Montreal	L	3-5
53		7	Toronto	W	3-0
54		11	Detroit	W	3-2
55		13	Montreal	W	7-6
56		14	New York	W	3-0
57		17	at Toronto	L	1-3
58		20	at Detroit	L	1-4
59		21	at New York	L	2-7
60		27	at Chicago	W	3-1
61	Mar.	1	at Detroit	L	2-3
62		3	Chicago	L	0-2
63		5	at Toronto	L	2-5
64		6	Toronto	L	1-3
65		10	New York	T	3-3
66		12	Detroit	W	5-1
67		13	Montreal	W	3-2
68		16	at New York	W	3-2
69		19	at Montreal	L	1-5
70		20	Chicago	T	5-5

Player	GP	G	A	PTS	PIM
Bronco Horvath	68	39	41	80	60
Don McKenney	70	20	49	69	28
Vic Stasiuk	69	29	39	68	121
John Bucyk	56	16	36	52	26
Doug Mohns	65	20	25	45	62
Jerry Toppazzini	69	12	33	45	26
Leo Labine	63	16	28	44	58
Jean-Guy Gendron	67	24	11	35	64
Charlie Burns	62	10	17	27	46
Leo Boivin	70	4	21	25	66
Fleming Mackell	47	7	15	22	19
Ferny Flaman	60	2	18	20	112
Larry Leach	69	7	12	19	47
Bob Armstrong	69	5	14	19	96
Dick Meissner	60	5	6	11	22
Aut Erickson	58	1	6	7	29
Dallas Smith	5	1	1	2	0
Lorne Davis	10	1	1	2	10
Nick Mickoski	18	1	0	1	2
Larry Hillman	2	0	1	1	2
Don Ward	31	0	1	1	16
Pierre Gagne	2	0	0	0	0
Gordon Turlik	2	0	0	0	2
Dale Rolfe	3	0	0	0	0
Stan Baluik	7	0	0	0	2
Al Simmons	28	0	0	0	4
Harry Lumley	42	0	0	0	12

Goaltender	GP	MINS	W-L-T	GA	GAA
Don Simmons	28	1680	10-15-3	94	3.36
Harry Lumley	42	2520	18-19-5	147	3.50

Bronco Horvath had a 22-game point streak in 1959-60.

1959-60 NOTABLES:

Home Record.....21-11-3
Road Record.....7-23-5
Overall Record.....28-34-8

- Don McKenney wins the Lady Byng Trophy.
- Bronco Horvath is named to the Second All-Star Team.
- Horvath sets a team record with a 22-game point streak.
- The Bruins again place three players among the league's scoring leaders (Bronco Horvath, second; Don McKenney, eighth; and Vic Stasiuk, ninth) despite the club's fifth-place finish.
- March 20, 1960: Bronco Horvath is held scoreless following a first period injury in the final game of the season and Chicago's Bobby Hull has a third period assist in the 5-5 tie to win the NHL scoring title over Horvath, 81 points to 80.

1960-61

Gm	Date		Opponent	Score	
1	Oct.	5	at New York	L	1-2
2		8	at Montreal	T	1-1
3		9	Montreal	T	4-4
4		11	Detroit	T	3-3
5		15	at Toronto	T	1-1
6		16	at Chicago	L	2-5
7		20	at Detroit	L	0-5
8		23	Chicago	T	2-2
9		27	New York	W	6-4
10		29	at Montreal	L	2-3
11		30	Montreal	W	5-3
12	Nov.	2	at Toronto	T	2-2
13		3	at Detroit	L	5-8
14		6	Chicago	W	4-0
15		10	Detroit	L	1-4
16		13	Toronto	L	2-4
17		16	at New York	L	3-4
18		17	at Chicago	L	2-4
19		19	Detroit	W	6-4
20		20	Toronto	L	2-3
21		23	at New York	L	3-6
22		24	New York	L	3-5
23		27	Montreal	L	0-3
24		30	at Chicago	T	2-2
25	Dec.	1	at Detroit	W	3-2
26		3	at Montreal	L	1-3
27		4	Toronto	L	2-5
28		8	Chicago	W	5-1
29		10	New York	L	0-3
30		11	at New York	T	2-2
31		17	at Toronto	T	3-3
32		18	Montreal	L	2-4
33		22	Chicago	W	4-2
34		25	Toronto	L	1-4
35		28	at Chicago	L	3-4
36		31	at Montreal	L	1-3
37	Jan.	1	Montreal	W	3-2
38		5	Chicago	L	3-4
39		7	at Toronto	L	1-4
40		8	at Detroit	L	3-5
41		12	New York	T	4-4
42		14	at Montreal	L	0-4
43		15	Toronto	L	4-6
44		19	Detroit	W	4-2
45		21	at Toronto	W	3-1
46		22	at Chicago	L	3-8
47		25	at New York	L	1-2
48		26	Toronto	W	5-4
49		29	Detroit	L	1-3
50	Feb.	2	Chicago	T	2-2
51		4	New York	L	1-2
52		5	at New York	L	2-5
53		9	Montreal	L	1-5
54		11	at Toronto	L	3-6
55		12	New York	W	8-3
56		16	at Montreal	L	1-9
57		18	at Detroit	L	1-5
58		19	at Chicago	T	2-2
59		23	at Detroit	T	3-3
60		26	at Chicago	L	2-7
61	Mar.	1	at New York	L	1-3
62		2	Detroit	W	4-2
63		5	Montreal	L	1-2
64		7	at Detroit	L	1-3
65		9	Detroit	L	2-5
66		11	at Montreal	L	5-7
67		12	Toronto	L	0-5
68		15	New York	W	6-2
69		18	at Toronto	L	2-6
70		19	Chicago	W	4-3

Player	GP	G	A	PTS	PIM
Jerry Toppazzini	67	15	35	50	35
Don McKenney	68	26	23	49	22
Charlie Burns	62	15	26	41	16
John Bucyk	70	19	20	39	48
Murray Oliver/Detroit	49	11	12	23	8
/ Boston	21	6	10	16	8
/Total	70	17	22	39	16
Doug Mohns	65	12	21	33	63
Bronco Horvath	47	15	15	30	15
Vic Stasiuk	46	5	25	30	35
Andre Pronovost/Montreal	21	1	5	6	4
/Boston	47	11	11	22	30
/Total	68	12	16	28	34
Jimmy Bartlett	63	15	9	24	95
Leo Boivin	57	6	17	23	50
Leo Labine	40	7	12	19	34
Willie O'Ree	43	4	10	14	26
Gary Aldcorn/Detroit	49	2	6	8	16
/Boston	21	2	3	5	12
/Total	70	4	9	13	28
Ferny Flaman	62	2	9	11	59
Dallas Smith	70	1	9	10	79
Bob Armstrong	54	0	10	10	72
Gerry Ouelette	39	5	4	9	0
Tom McCarthy	24	4	5	9	0
Aut Erickson	68	2	6	8	65
Jean-Guy Gendron	13	1	7	8	24
Orval Tessier	34	3	4	7	0
Dick Meissner	9	0	1	1	2
Ted Green	1	0	0	0	2
Art Chisholm	3	0	0	0	0
Billy Carter	8	0	0	0	2
Don Simmons	18	0	0	0	6
Bruce Gamble	52	0	0	0	14

Goaltender	GP	MINS	W-L-T	GA	GAA
Don Simmons	18	1080	3-9-6	59	3.28
Bruce Gamble	52	3120	12-33-7	195	3.75

Jerry Toppazzini led the team in scoring in 1960-61.

1960-61 NOTABLES:

Home Record.....13-17-5
Road Record.....2-25-8
Overall Record.....15-42-13

- The Bruins finish with the league's worst record for the first time since their opening season in 1924-25.
- January 1, 1961: Willie O'Ree becomes the first black player in NHL history to score a goal in a 3-2 win over Montreal.

1961-62

Gm	Date		Opponent	Score	
1	Oct.	11	New York	L	2-6
2		12	at New York	L	3-6
3		14	at Toronto	L	2-3
4		15	Montreal	T	5-5
5		17	at Chicago	L	3-5
6		19	at Detroit	L	3-7
7		21	at Montreal	L	2-6
8		22	Toronto	L	1-9
9		26	Detroit	W	4-0
10		29	Chicago	T	2-2
11	Nov.	2	at Montreal	W	5-2
12		5	Chicago	L	3-4
13		8	at New York	T	4-4
14		9	at Detroit	L	1-2
15		12	Toronto	W	4-3
16		16	Montreal	W	3-2
17		19	Detroit	L	2-6
18		23	New York	L	3-4
19		25	at Montreal	L	0-5
20		26	Toronto	L	1-4
21		29	at Chicago	L	4-7
22		30	at Detroit	L	1-3
23	Dec.	2	New York	W	3-1
24		3	at New York	L	1-3
25		7	Chicago	L	2-5
26		9	at Toronto	L	2-9
27		10	Montreal	L	3-4
28		13	at Chicago	T	2-2
29		14	at Detroit	L	0-5
30		16	at Montreal	L	4-8
31		17	Toronto	L	1-4

32	Dec.	21	Detroit	W	4-2
33		23	at Toronto	W	7-4
34		25	Montreal	L	2-5
35		31	at New York	W	7-4
36	Jan.	1	New York	L	2-4
37		6	at Detroit	L	2-6
38		7	at Chicago	W	2-0
39		10	at Toronto	L	5-7
40		11	Chicago	L	0-6
41		13	at Montreal	L	3-5
42		14	Montreal	L	1-4
43		18	Detroit	W	5-3
44		20	at Toronto	W	5-4
45		21	Toronto	L	1-5
46		27	Chicago	W	5-3
47		28	Montreal	L	1-5
48		31	at New York	L	0-5
49	Feb.	1	New York	L	3-5
50		3	at Chicago	L	3-6
51		4	at Detroit	L	0-6
52		7	at Toronto	T	2-2
53		8	Chicago	L	2-6
54		10	Detroit	T	2-2
55		11	New York	L	3-5
56		15	at Montreal	L	1-9
57		18	at Chicago	L	0-6
58		21	at New York	L	2-4
59		24	at Toronto	L	2-7
60		25	at Chicago	L	0-8
61		28	at New York	T	2-2
62	Mar.	1	Chicago	L	4-5
63		4	Toronto	L	1-5
64		8	Detroit	L	0-3
65		10	at Montreal	L	2-5
66		11	Detroit	T	2-2
67		15	at Detroit	W	4-0
68		18	Montreal	W	6-2
69		22	New York	L	3-4
70		25	Toronto	W	5-4

Player	GP	G	A	PTS	PIM
John Bucyk	67	20	40	60	32
Don McKenney	70	22	33	55	10
Jerry Toppazzini	70	19	31	50	26
Murray Oliver	70	17	29	46	21
Doug Mohns	69	16	29	45	74
Cliff Pennington	70	9	32	41	2
Charlie Burns	70	11	17	28	43
Andre Pronovost	70	15	8	23	70
Leo Boivin	65	5	18	23	89
Wayne Connelly	61	8	12	20	34
Terry Gray	42	8	7	15	15
Tom Williams	26	6	6	12	2
Ted Green	66	3	8	11	116
Ed Westfall	63	2	9	11	53
Bob Beckett	32	7	2	9	14
Larry Leach	28	2	5	7	18
Pat Stapleton	69	2	5	7	42
Dick Meissner	66	3	3	6	13
Bob Armstrong	9	2	1	3	20
Ed Chadwick	4	0	0	0	0
Dallas Smith	7	0	0	0	10
Orland Kurtenbach	8	0	0	0	6
Bruce Gamble	28	0	0	0	4
Don Head	38	0	0	0	14

Walter Brown, who served as the Bruins President from 1951-1964, was elected into the Hockey Hall of Fame in 1962.

Goaltender	GP	MINS	W-L-T	GA	GAA
Don Head	38	2280	9-26-3	161	4.24
Bruce Gamble	38	1680	6-18-4	123	4.39
Ed Chadwick	4	240	0-3-1	22	5.50

1961-62 NOTABLES:

Home Record.....9-22-4
Road Record.....6-25-4
Overall Record.....15-47-8

1962-63

Gm	Date		Opponent	Score	
1	Oct.	11	Montreal	W	5-0
2		13	at Toronto	T	2-2
3		14	Chicago	T	2-2
4		18	at Detroit	L	3-5
5		20	at Montreal	L	3-7
6		21	Toronto	L	4-6
7		25	Detroit	T	3-3
8	Nov.	1	Chicago	L	2-4
9		4	New York	L	3-4
10		7	at Chicago	T	3-3
11		10	Detroit	T	3-3
12		11	Montreal	L	2-4
13		14	at New York	L	2-6
14		18	Detroit	L	1-3
15		21	at New York	L	2-4
16		22	New York	L	1-7
17		24	at Montreal	T	5-5
18		25	Toronto	W	5-2
19		29	Chicago	L	0-5
20	Dec.	1	at Toronto	L	2-8
21		2	Montreal	L	0-3
22		5	at Chicago	L	4-5
23		6	at Detroit	L	3-5
24		8	New York	T	3-3
25		9	at New York	W	4-2
26		13	at Montreal	T	1-1
27		15	at Toronto	L	2-8
28		16	Montreal	L	2-5
29		19	at Chicago	L	2-3
30		20	at Detroit	W	5-3
31		23	Toronto	L	4-5
32		25	New York	W	6-2
33		27	at New York	L	3-9
34		30	at Chicago	L	2-4
35	Jan.	1	Toronto	W	3-0
36		3	at Montreal	L	1-4
37		5	at Toronto	L	2-4
38		6	at Detroit	T	5-5
39		10	Chicago	W	5-4
40		12	at Montreal	L	2-7
41		13	Toronto	T	2-2
42		16	at Chicago	W	5-4
43		17	at Detroit	L	3-5
44		19	New York	L	3-5
45		20	Montreal	T	3-3
46		24	Toronto	L	3-6
47		26	at Toronto	W	5-2
48		27	Detroit	L	3-5
49		31	Chicago	L	2-9
50	Feb.	2	Detroit	T	4-4
51		3	at New York	W	6-4
52		7	at Detroit	T	3-3
53		10	Montreal	T	5-5
54		12	New York	W	6-3
55		14	at Montreal	W	2-1
56		16	at Detroit	L	1-3
57		17	at Chicago	L	1-3
58		20	at New York	T	3-3
59		23	at Toronto	W	4-2
60		24	at Chicago	L	3-4
61		28	Detroit	W	5-3
62	Mar.	3	Toronto	L	3-6
63		6	at Toronto	L	0-4
64		7	at Montreal	L	0-8
65		10	Detroit	L	3-4
66		14	Chicago	L	0-2
67		17	Montreal	T	2-2
68		20	at New York	L	1-5
69		21	New York	T	2-2
70		24	Chicago	L	3-4

Player	GP	G	A	PTS	PIM
John Bucyk	69	27	39	66	36
Murray Oliver	65	22	40	62	38
Dean Prentice/New York	49	13	25	38	18
/Boston	19	6	9	15	4
/Total	68	19	34	53	22
Tom Williams	69	23	20	43	11
Jean-Guy Gendron	66	21	22	43	42
Jerry Toppazzini	65	17	18	35	6
Don McKenney	41	14	19	33	2
Forbes Kennedy	49	12	18	30	46
Doug Mohns	68	7	23	30	63
Leo Boivin	62	2	24	26	48
Charlie Burns	68	12	10	22	13
Bob Leiter	51	9	13	22	34
Irvin Spencer	69	5	17	22	34
Cliff Pennington	27	7	10	17	4
Wayne Hicks	65	7	9	16	14
Ed Westfall	48	1	11	12	34
Ted Green	70	1	11	12	117
Warren Godfrey	66	2	9	11	56
Wayne Connelly	18	2	6	8	2
Don Blackburn	6	0	5	5	4
Pat Stapleton	21	0	3	3	8
Andre Pronovost	21	0	2	2	4
Matt Ravlich	2	1	0	1	0
Jeannot Gilbert	5	0	0	0	4
Bob Perreault	22	0	0	0	0
Ed Johnston	49	0	0	0	10

Goaltender	GP	MINS	W-L-T	GA	GAA
Bob Perreault	22	1320	3-12-6	85	3.86
Ed Johnston	49	2880	11-27-11	196	4.08

Ed Johnston played his first of ten seasons in a Bruins uniform in 1962-63.

1962-63 NOTABLES:

Home Record..... 7-18-10
Road Record..... 7-21-7
Overall Record.....14-39-17

1963-64

Gm	Date		Opponent	Score	
1	Oct.	8	Montreal	T	4-4
2		12	at Toronto	L	1-5
3		13	at Detroit	L	0-3
4		16	at Chicago	L	2-5
5		19	at Montreal	L	0-2
6		20	at New York	L	1-5
7		24	New York	L	0-2
8		27	Toronto	W	2-0
9		30	at New York	L	3-4
10	Nov.	3	Detroit	W	4-1
11		7	Toronto	L	3-4
12		10	Chicago	W	4-2
13		13	at Chicago	L	4-6
14		16	Detroit	T	1-1
15		17	Montreal	L	2-3
16		20	at New York	T	1-1
17		23	at Toronto	L	1-4
18		28	New York	W	5-3
19		30	at Montreal	T	0-0
20	Dec.	1	Montreal	L	1-3
21		4	at Chicago	T	2-2
22		5	at Detroit	L	2-4
23		7	New York	W	8-6
24		8	at New York	T	2-2
25		12	Chicago	W	2-1
26		14	at Montreal	L	1-3
27		15	Toronto	T	4-4
28		18	at Chicago	W	2-1
29		19	at Detroit	L	0-3
30		22	Chicago	L	1-4
31		25	Toronto	L	1-5
32		28	at Toronto	L	0-2
33		29	at Detroit	L	1-2
34	Jan.	1	Montreal	T	3-3
35		4	at Montreal	L	1-5
36		5	at Chicago	L	3-5
37		7	Detroit	L	0-5
38		9	New York	L	3-5

39	Jan.	11	at Toronto	L	1-3
40		12	Toronto	W	6-3
41		16	Detroit	W	5-1
42		18	at Toronto	W	11-0
43		19	Montreal	T	1-1
44		22	at New York	L	4-6
45		23	Chicago	L	1-3
46		25	at Montreal	W	6-0
47		26	Toronto	W	2-0
48		30	New York	L	1-3
49	Feb.	1	at Toronto	L	1-5
50		2	Chicago	L	2-5
51		5	at New York	W	3-2
52		6	New York	W	4-0
53		8	Detroit	L	2-3
54		9	Montreal	T	4-4
55		13	at Detroit	L	1-4
56		16	at Chicago	L	3-5
57		20	at Montreal	L	2-3
58		22	at Detroit	L	2-3
59		23	at Chicago	L	0-2
60		27	New York	L	2-4
61		29	Detroit	W	2-1
62	Mar.	1	Toronto	W	5-3
63		4	at Toronto	T	4-4
64		5	Chicago	T	4-4
65		8	Detroit	L	3-5
66		11	at New York	W	5-3
67		12	at Detroit	L	1-2
68		15	Montreal	W	3-1
69		21	at Montreal	L	1-5
70		22	Chicago	L	3-4

Player	GP	G	A	PTS	PIM
Murray Oliver	70	24	44	68	41
John Bucyk	62	18	36	54	36
Dean Prentice	70	23	16	39	37
Orland Kurtenbach	70	12	25	37	91
Doug Mohns	70	9	17	26	95
Forbes Kennedy	70	8	17	25	95
Tom Johnson	70	4	21	25	33
Leo Boivin	65	10	14	24	42
Andy Hebenton	70	12	11	23	8
Tom Williams	37	8	15	23	8
Gary Dornhoefer	32	12	10	22	20
Bob Leiter	56	6	13	19	43
Jean-Guy Gendron	54	5	13	18	43
Ted Green	70	4	10	14	145
Jerry Toppazzini	65	7	4	11	15
Bob McCord	65	1	9	10	49
Wayne Rivers	12	2	7	9	6
Ed Westfall	55	1	5	6	35
Wayne Connelly	26	2	3	5	12
Ron Schock	5	1	2	3	0
Don Awrey	16	1	0	1	4
Bob Beckett	7	0	1	1	0
Ted Irvine	1	0	0	0	0
Phil Krake	2	0	0	0	0
Ed Johnston	70	0	0	0	0

Goaltender	GP	MINS	W-L-T	GA	GAA
Ed Johnston	70	4200	18-40-12	211	3.01

Murray Oliver finished seventh in the Art Ross race in 1963-64.

1963-64 NOTABLES:

Home Record..... 13-15-7
Road Record.....5-25-5
Overall Record.....18-40-12

• Murray Oliver finishes seventh overall in the NHL's scoring race, despite the team's last-place finish for the fourth straight season.

• January 18, 1964: Andy Hebenton and Dean Prentice both record hat tricks in an 11-0 win in Toronto. It is the largest shutout margin in team history.

1964-65

Gm	Date		Opponent	Score	
1	Oct.	12	New York	L	2-6
2		14	at Chicago	L	0-3
3		17	at Toronto	L	2-7
4		18	Montreal	L	1-3
5		22	Toronto	T	2-2
6		25	Detroit	L	0-4
7		28	at New York	L	1-3
8		29	at Detroit	L	0-2
9		31	at Montreal	L	2-6
10	Nov.	1	Chicago	W	5-2
11		8	Chicago	W	3-2
12		10	Detroit	T	3-3
13		11	at New York	L	2-4
14		14	at Toronto	W	3-1
15		15	Montreal	T	2-2
16		21	Detroit	L	1-3
17		22	Toronto	L	1-3
18		26	New York	W	6-1
19		28	at Montreal	L	1-2
20		29	at Chicago	W	4-3
21	Dec.	3	at Detroit	L	2-4
22		5	New York	T	3-3
23		10	Chicago	L	1-5
24		12	at Toronto	L	3-6
25		13	Montreal	L	4-5
26		16	at Chicago	L	5-7
27		17	at Detroit	W	5-3
28		20	Chicago	L	2-3
29		25	New York	L	0-3
30		26	at New York	W	2-0
31		27	at Chicago	L	2-6
32	Jan.	1	Toronto	W	3-0
33		2	at Montreal	L	1-3
34		3	at Detroit	L	1-8
35		6	at New York	L	2-5
36		7	Detroit	W	5-2
37		9	at Toronto	L	1-2
38		14	New York	W	5-2
39		16	at Montreal	L	2-3
40		17	Toronto	L	1-3
41		20	at Chicago	L	1-7
42		21	at Detroit	L	0-3
43		23	at Montreal	L	1-5
44		24	Montreal	W	3-0
45		27	at New York	L	2-5
46		28	Chicago	L	2-6
47		30	at Toronto	L	1-6
48		31	Toronto	L	2-4
49	Feb.	4	Detroit	W	3-1
50		6	New York	W	3-2
51		7	at New York	L	3-8
52		11	Montreal	L	1-7
53		13	Montreal	W	5-4
54		14	Toronto	T	2-2
55		20	at Montreal	L	2-6
56		21	at Chicago	L	0-7
57		24	at Toronto	W	3-1
58		27	at Detroit	L	1-4
59		28	at Chicago	W	5-4
60	Mar.	3	at New York	W	6-1
61		4	New York	L	3-4
62		6	Detroit	L	3-4
63		7	Toronto	T	3-3
64		13	at Toronto	W	2-0
65		14	Detroit	L	2-5
66		17	Chicago	W	2-1
67		18	at Detroit	L	3-10
68		21	Montreal	L	2-5
69		27	at Montreal	W	6-2
70		28	Chicago	W	3-1

Player	GP	G	A	PTS	PIM
John Bucyk	68	26	29	55	24
Murray Oliver	65	20	23	43	76
Reggie Fleming	67	18	23	41	136
Ted Green	70	8	27	35	156
Tom Williams	65	13	21	34	28
Ed Westfall	68	12	15	27	65
Orland Kurtenbach	64	6	20	26	86
Dean Prentice	31	14	9	23	12
Wayne Rivers	58	6	17	23	72
Alvin McDonald	60	9	9	18	6
Bill Knibbs	53	7	10	17	4
Wayne Maxner	54	7	6	13	42
Leo Boivin	67	3	10	13	68
Bob Woytowich	21	2	10	12	16
Ron Schock	33	4	7	11	14
Forbes Kennedy	52	6	4	10	41
Tom Johnson	51	0	9	9	30
Bob McCord	43	0	6	6	26
Don Awrey	47	2	3	5	41
Bob Leiter	18	3	1	4	6
Murray Balfour	15	0	2	2	26
Joe Watson	4	0	1	1	0
Gary Dornhoefer	20	0	1	1	13
Wayne Cashman	1	0	0	0	0
Bill Goldsworthy	2	0	0	0	0
Jeannot Gilbert	4	0	0	0	0
Jack Norris	23	0	0	0	0
Ed Johnston	47	0	0	0	4

Goaltender	GP	MINS	W-L-T	GA	GAA
Ed Johnston	47	2820	12-31-4	162	3.45
Jack Norris	23	1380	9-12-2	86	3.74

1964-65 NOTABLES:

Home Record.....12-17-6
Road Record.....9-26-0
Overall Record..... 21-43-6

• John Bucyk ranks ninth overall in league scoring.

Ted Green led the Bruins in penalty minutes for the fourth straight season in 1964-65 with a then-team record of 156.

1965-66

Gm	Date		Opponent	Score	
1	Oct.	24	Chicago	L	2-6
2		27	Toronto	L	1-2
3		30	New York	L	2-8
4	Nov.	3	at Chicago	T	2-2
5		4	at Detroit	L	1-8
6		6	at Montreal	W	3-1
7		7	Montreal	L	2-5
8		10	at New York	T	2-2
9		14	Toronto	W	2-0
10		20	Detroit	L	2-4
11		21	Montreal	W	3-2
12		24	at New York	L	1-4
13		25	New York	W	6-2
14		27	at Toronto	W	2-1
15		28	Detroit	L	3-5
16	Dec.	1	at Chicago	L	2-4
17		2	at Detroit	L	2-10
18		4	Chicago	L	1-10
19		5	Montreal	T	4-4
20		8	at Montreal	L	3-8
21		11	at Toronto	L	3-8
22		12	Detroit	L	3-5
23		15	at Chicago	L	4-8
24		16	at Detroit	L	0-2
25		18	at Montreal	L	1-2
26		19	Toronto	L	1-3
27		25	New York	W	4-2
28		26	at New York	L	4-6
29		28	Detroit	L	0-1
30	Jan.	1	at Toronto	L	3-6
31		2	at Chicago	L	1-3
32		6	at Detroit	L	3-5
33		8	at Montreal	L	0-6
34		9	at New York	W	3-1
35		13	Chicago	T	1-1
36		15	at Toronto	L	1-6
37		16	Montreal	L	1-3

38	Jan.	20	Chicago	W	4-3
39		22	New York	W	5-3
40		23	Toronto	W	2-1
41		27	Chicago	W	5-3
42		29	at Toronto	L	3-6
43		30	Montreal	L	1-3
44	Feb.	3	Detroit	L	2-4
45		5	New York	W	5-3
46		6	at Detroit	T	3-3
47		10	Montreal	W	2-0
48		12	at New York	L	2-9
49		13	Toronto	T	4-4
50		16	Detroit	W	5-4
51		19	at Detroit	W	5-1
52		20	at Chicago	L	1-5
53		23	at Montreal	L	2-3
54		26	at Toronto	L	2-3
55		27	at Chicago	L	1-7
56	Mar.	2	at New York	L	3-5
57		3	New York	L	4-5
58		6	Toronto	L	3-5
59		9	at Montreal	W	3-1
60		12	at Toronto	L	0-6
61		13	Detroit	L	4-8
62		16	at New York	W	3-1
63		17	at Detroit	L	2-4
64		20	New York	W	4-3
65		24	Chicago	W	3-1
66		26	at Montreal	L	2-5
67		27	Montreal	L	1-3
68		29	at Chicago	L	2-4
69		31	Toronto	W	3-1
70	Apr.	3	Chicago	W	4-2



Pit Martin tied a team record in scoring four goals on January 27, 1966 vs. Chicago.

Player	GP	G	A	PTS	PIM
Murray Oliver	70	18	42	60	30
John Bucyk	63	27	30	57	12
Tom Williams	70	16	22	38	31
Ron Stewart	70	20	16	36	17
John McKenzie/New York	35	6	5	11	36
/Boston	36	13	9	22	36
/Total	71	19	14	33	72
Ed Westfall	59	9	21	30	42
Pit Martin/Detroit	10	1	1	2	0
/Boston	41	16	11	27	10
/Total	51	17	12	29	10
Dean Prentice	50	7	22	29	10
Bob Dillabough	53	7	13	20	18
Gilles Marotte	51	3	17	20	52
Bob Woytowich	68	2	17	19	75
Ron Murphy/Detroit	32	10	7	17	10
/Boston	2	0	1	1	0
/Total	34	10	8	18	10
Ted Green	27	5	13	18	113
Al Langlois	65	4	10	14	54
Parker MacDonald	29	6	4	10	6
Reggie Fleming	34	4	6	10	42
Forbes Kennedy	50	4	6	10	55
Gary Doak/Detroit	4	0	0	0	12
/Boston	20	0	8	8	28
/Total	24	0	8	8	40
Don Awrey	70	4	3	7	74
Leo Boivin	46	0	5	5	34
Bill Goldsworthy	13	3	1	4	6
Ron Schock	24	2	2	4	6
Wayne Maxner	8	1	3	4	6
Bob Leiter	9	2	1	3	2
Barry Ashbee	14	0	3	3	14
Wayne Rivers	2	1	1	2	2
Paul Popiel	3	0	1	1	2
Gary Dornhoefer	10	0	1	1	2
Murray Davison	1	0	0	0	0
Don Marcotte	1	0	0	0	0
Bobby Ring	1	0	0	0	0
John Arbour	2	0	0	0	0
Phil Krake	2	0	0	0	0
Derek Sanderson	2	0	0	0	0
Dallas Smith	2	0	0	0	0
Terry Crisp	3	0	0	0	0
Jean-Paul Parise	3	0	0	0	0
Gerry Cheevers	7	0	0	0	0
Ed Johnston	33	0	0	0	0
Bernie Parent	39	0	0	0	0

Goaltender	GP	MINS	W-L-T	GA	GAA
Bernie Parent	39	2083	11-20-3	128	3.69
Ed Johnston	33	1743	10-19-2	108	3.72
Gerry Cheevers	7	340	0-4-1	34	6.00
Bobby Ring	1	34	0-0-0	4	7.06

1965-66 NOTABLES:

Home Record.....15-17-3
Road Record.....6-26-3
Overall Record.....21-43-6

• The Bruins move into fifth place overall after finishing last in the six-team league for five consecutive seasons.
• Murray Oliver finishes tenth in the league's scoring race.
• January 27, 1966: Pit Martin ties a club record with four goals in a 5-3 win over Chicago.

1966-67

Gm	Date		Opponent	Score	
1	Oct.	19	Detroit	W	6-2
2		22	at Montreal	L	1-3
3		23	Montreal	L	2-3
4		29	at Toronto	T	3-3
5		30	at Detroit	L	1-8
6	Nov.	1	at Chicago	W	3-2
7		3	New York	L	1-7
8		6	Chicago	L	2-4
9		9	at New York	T	3-3
10		10	Toronto	W	4-0
11		13	Montreal	W	2-1
12		19	New York	T	3-3
13		20	Detroit	W	5-2
14		23	at New York	L	4-5
15		24	Detroit	W	8-3
16		26	at Toronto	L	2-4
17		27	Chicago	L	4-5
18	Dec.	1	at Detroit	L	1-4
19		3	New York	T	2-2
20		4	Toronto	L	3-8
21		7	at New York	L	2-4
22		8	Chicago	L	2-10
23		11	at Chicago	T	2-2
24		14	at Toronto	L	1-2
25		15	at Detroit	L	0-4
26		18	Montreal	W	3-1
27		21	at New York	L	1-5
28		24	at Toronto	L	0-3
29		25	Toronto	L	2-4
30		27	Detroit	T	4-4
31		28	at Montreal	T	1-1
32		31	at Detroit	L	1-3
33	Jan.	1	at Chicago	L	2-3
34		7	at Toronto	L	2-5
35		8	at Chicago	W	3-1
36		12	New York	L	0-3
37		14	at Montreal	W	5-4
38		15	Montreal	L	1-3
39		19	Chicago	L	2-4
40		21	New York	W	6-2
41		22	Toronto	W	3-1
42		25	at New York	L	1-2
43		26	at Montreal	W	4-1
44		29	Montreal	L	2-3
45	Feb.	1	at Chicago	L	1-6
46		2	at Detroit	L	3-4
47		4	New York	L	3-4
48		5	Chicago	L	0-5
49		8	at New York	W	2-1
50		11	Montreal	L	3-4
51		12	Toronto	L	1-2
52		14	Detroit	W	6-3
53		16	at Montreal	W	5-1
54		18	at Toronto	L	3-5
55		23	at Montreal	T	2-2
56		25	at Chicago	L	3-6
57		26	at Detroit	T	3-3
58	Mar.	2	Chicago	L	2-5
59		4	New York	T	4-4
60		5	Detroit	L	3-5
61		8	at Chicago	L	1-3
62		12	Detroit	W	7-3
63		15	at Montreal	L	2-11
64		18	at Detroit	W	5-3
65		19	at New York	L	1-3
66		23	Toronto	L	3-5
67		25	at Toronto	L	3-4
68		26	Montreal	L	3-6
69		30	Chicago	L	1-3
70	Apr.	2	Toronto	L	2-5

Player	GP	G	A	PTS	PIM
John Bucyk	59	18	30	48	12
Pit Martin	70	20	22	42	40
Bobby Orr	61	13	28	41	102
John McKenzie	69	17	19	36	98
Ed Westfall	70	12	24	36	26
Murray Oliver	65	9	26	35	16
Wayne Connolly	64	13	17	30	12
Ron Schock	66	10	20	30	8
Ron Murphy	39	11	16	27	6
Ron Stewart	56	14	10	24	31
Tom Williams	29	8	13	21	2
Bob Dillabough	60	6	12	18	14
Ted Green	47	6	10	16	67
Gilles Marotte	67	7	8	15	65
Joe Watson	69	2	13	15	38
Bob Woytowich	64	2	7	9	43
Phil Krake	15	6	2	8	4
Bill Goldsworthy	18	3	5	8	21
Jean-Paul Parise	18	2	2	4	10
Wayne Rivers	8	2	1	3	59
Don Awrey	4	1	0	1	6
Gary Doak	20	0	1	1	50
Dallas Smith	33	0	1	1	24
Ed Johnston	34	0	1	1	0
Barry Wilkins	1	0	0	0	0
Nick Beverley	2	0	0	0	0
Derek Sanderson	2	0	0	0	0
Ron Buchanan	3	0	0	0	0
Ted Hodgson	4	0	0	0	0
Glen Sather	5	0	0	0	0
Ross Lonsberry	8	0	0	0	2
Bernie Parent	18	0	0	0	2
Gerry Cheevers	22	0	0	0	12

Goaltender	GP	MINS	W-L-T	GA	GAA
Gerry Cheevers	22	1298	5-11-6	72	3.33
Bernie Parent	18	1022	3-11-2	62	3.64
Ed Johnston	34	1880	9-21-2	116	3.70

Bobby Orr played his first NHL contest and Harry Sinden coached his first NHL game on October 19, 1966 vs. Detroit.

1966-67 NOTABLES:

Home Record.....10-21-4
Road Record.....7-22-6
Overall Record.....17-43-10

• Bobby Orr wins the Calder Trophy and earns a Second Team NHL All-Star berth.
• October 19, 1966: Bobby Orr plays his first NHL game in a 6-2 win vs. Detroit. It is Boston's first opening-night victory since 1962.
• October 23, 1966: Bobby Orr scores his first NHL goal in a 3-2 loss to Montreal.

1967-68

Gm	Date		Opponent	Score	
1	Oct.	11	Detroit	T	4-4
2		15	Montreal	W	6-2

3	Oct.	18	at Chicago	W	7-1
4		19	at Detroit	W	6-3
5		21	at Montreal	L	2-4
6		26	Los Angeles	W	2-0
7		29	Pittsburgh	W	4-2
8	Nov.	1	at St. Louis	L	1-5
9		5	Toronto	T	2-2
10		8	at New York	W	6-3
11		11	Oakland	W	2-1
12		12	Philadelphia	L	2-4
13		15	at Toronto	L	2-4
14		18	New York	W	3-1
15		19	Toronto	W	6-2
16		22	at Pittsburgh	L	1-4
17		23	New York	W	4-2
18		25	at Montreal	W	3-1
19		26	Detroit	W	7-5
20		29	Minnesota	W	5-1
21	Dec.	2	Chicago	T	4-4
22		3	Montreal	W	5-3
23		7	New York	W	3-1
24		9	at Toronto	T	3-3
25		10	Los Angeles	L	1-3
26		13	Montreal	L	2-6
27		15	at Oakland	L	1-4
28		16	at Los Angeles	W	5-2
29		20	at Chicago	L	3-6
30		23	at New York	W	4-0
31		25	Oakland	W	6-3
32		27	Chicago	W	7-2
33		30	at Minnesota	L	4-5
34		31	at Detroit	L	4-6
35	Jan.	3	at New York	T	5-5
36		4	at Philadelphia	W	3-2
37		6	at Toronto	T	3-3
38		7	at Chicago	L	2-4
39		11	Detroit	W	5-4
40		13	at Montreal	L	1-5
41		14	Minnesota	W	9-2
42		18	Toronto	L	2-4
43		20	Philadelphia	W	4-2
44		21	Chicago	W	6-0
45		24	at New York	L	1-2
46		25	Montreal	L	0-2
47		27	at Montreal	L	2-5
48		28	Pittsburgh	L	0-1
49	Feb.	1	Chicago	T	4-4
50		3	New York	T	3-3
51		4	Detroit	W	5-4
52		7	at St. Louis	W	6-4
53		10	at Detroit	T	1-1
54		11	St. Louis	T	3-3
55		14	at Chicago	L	1-3
56		17	at Oakland	L	1-3
57		18	at Los Angeles	W	6-5
58		21	at Minnesota	L	3-5
59		22	at Detroit	W	3-2
60		24	at Toronto	L	0-1
61		27	at Pittsburgh	W	5-3
62		29	Toronto	W	4-1
63	Mar.	3	St. Louis	W	9-3
64		6	at Chicago	W	5-3
65		7	at Philadelphia	W	2-1
66		10	Detroit	L	5-7
67		13	at New York	W	2-1
68		16	at Toronto	L	0-3
69		17	Montreal	W	3-1
70		21	Chicago	W	8-0
71		24	at Detroit	L	3-5
72		28	New York	L	4-5
73		30	at Montreal	W	2-1
74		31	Toronto	L	1-4

Player	GP	G	A	PTS	PIM
Phil Esposito	74	35	49	84	21
John Bucyk	72	30	39	69	8
John McKenzie	74	28	38	66	107
Fred Stanfield	73	20	44	64	10
Ken Hodge	74	25	31	56	31
Tom Williams	68	18	32	50	14
Derek Sanderson	71	24	25	49	98
Ted Green	72	7	36	43	133
Ed Shack	70	23	19	42	107
Ed Westfall	73	14	22	36	38
Bobby Orr	46	11	20	31	63
Dallas Smith	74	4	23	27	65
Glen Sather	65	8	12	20	34
Don Awrey	74	3	12	15	150
Phil Krake	68	5	7	12	13
Gary Doak	59	2	9	11	100
Ross Lonsberry	19	2	2	4	12
Wayne Cashman	12	0	4	4	2
John Arbour	4	0	1	1	11
Ron Murphy	12	0	1	1	4
Andre Gill	5	0	0	0	0
Barry Gibbs	16	0	0	0	2
Ed Johnston	28	0	0	0	0
Gerry Cheevers	47	0	0	0	0

Goaltender	GP	MINS	W-L-T	GA	GAA
Gerry Cheevers	47	2646	23-17-5	125	2.83
Ed Johnston	28	1524	11-8-5	73	2.87
Andre Gill	5	270	3-2-0	13	2.89

Derek Sanderson won the Calder Trophy in 1967-68.

1967-68 NOTABLES:

Home Record.....22-9-6
Road Record.....15-18-4
Overall Record.....37-27-10

• The Bruins finish with a record above .500 for the first season since 1958-59. It is the first of a league-record 29 consecutive seasons with a winning record.
• Bobby Orr wins his first of eight straight Norris Trophies and the first of eight consecutive First Team All-Star berths.
• Phil Esposito and John Bucyk earn Second Team All-Star honors.
• Derek Sanderson wins the Calder Trophy.
• Phil Esposito (second) and John Bucyk (ninth) finish among the league's scoring leaders.
• October 15, 1967: Phil Esposito ties a club record with four goals in a 6-2 win over Montreal.
• October 26, 1967: The Bruins defeat Los Angeles by a 2-0 score in the first visit by an expansion team to Boston Garden.
• December 2, 1967: John Bucyk scores two goals vs. Chicago, and becomes Boston's all-time goal scoring leader as he breaks Milt Schmidt's mark of 229.
• December 7, 1967: John Bucyk scores twice over NY Rangers and becomes the club's all-time points leader as he passes Milt Schmidt's record of 575.
• January 21, 1968: Derek Sanderson has four assists in a 6-0 win over Chicago, setting a club single-game record for assists by a rookie.

1968-69

Gm	Date		Opponent	Score	
1	Oct.	11	Detroit	W	4-2
2		13	Philadelphia	W	3-2
3		16	at Oakland	W	2-1
4		17	at Los Angeles	L	1-2
5		19	at Pittsburgh	W	5-1
6		24	St. Louis	L	1-2
7		26	at Toronto	L	0-2
8		27	Montreal	W	4-2
9		30	at Minnesota	W	4-2
10		31	at Detroit	L	5-7
11	Nov.	3	Chicago	W	5-3
12		6	Philadelphia	W	7-1
13		10	St. Louis	T	1-1
14		13	at Toronto	T	1-1
15		14	at Philadelphia	L	2-4
16		17	Oakland	W	6-3
17		21	Los Angeles	W	4-1
18		23	New York	W	5-1
19		24	Toronto	W	7-4
20		27	at St. Louis	T	4-4
21		30	New York	L	1-4
22	Dec.	1	Minnesota	W	4-0
23		5	Montreal	T	2-2
24		7	Detroit	W	4-1
25		8	at Chicago	L	4-7
26		11	at New York	T	2-2
27	Dec.	14	Chicago	W	10-5
28		15	Pittsburgh	W	5-3
29		19	Los Angeles	W	6-4
30		21	at Montreal	T	0-0
31		22	Montreal	W	7-5
32		25	Oakland	L	1-3
33		28	at St. Louis	W	6-2
34		29	at Detroit	T	3-3
35	Jan.	2	at New York	W	4-2
36		4	at Minnesota	T	2-2
37		9	Toronto	W	3-2
38		11	at Montreal	W	6-3
39		12	Pittsburgh	W	8-4
40		15	at Toronto	T	5-5
41		16	Minnesota	W	5-1
42		18	at Philadelphia	W	5-3
43		19	Toronto	W	5-3
44		23	at Detroit	T	2-2
45		25	St. Louis	W	4-0
46		26	Minnesota	W	4-3
47		29	at Oakland	T	3-3
48		30	at Los Angeles	W	7-5
49	Feb.	2	Detroit	W	4-2
50		5	at Chicago	W	7-2
51		6	at St. Louis	L	1-3
52		8	Philadelphia	W	6-5
53		9	Oakland	T	3-3
54		11	Chicago	W	7-3
55		15	at Montreal	L	1-3
56		16	at Chicago	L	1-5
57		19	at Pittsburgh	L	0-3
58		23	at New York	L	0-9
59		26	at Los Angeles	W	4-2
60		27	at Oakland	W	9-0
61	Mar.	1	New York	W	8-5
62		2	Pittsburgh	W	4-0
63		5	Detroit	T	2-2
64		8	at Detroit	L	4-7
65		9	Los Angeles	W	7-2
66		11	at Minnesota	T	3-3
67		13	at Philadelphia	L	1-2
68		15	at Toronto	L	4-7
69		16	Toronto	W	11-3
70		19	at Pittsburgh	W	3-2
71		20	Chicago	T	5-5
72		22	at Chicago	W	5-3
73		23	at New York	L	2-4
74		27	New York	T	3-3
75		29	at Montreal	L	3-5
76		30	Montreal	W	6-3

Player	GP	G	A	PTS	PIM
Phil Esposito	74	49	77	126	79
Ken Hodge	75	45	45	90	75
John Bucyk	70	24	42	66	18
Bobby Orr	67	21	43	64	133
John McKenzie	60	29	27	56	99
Fred Stanfield	71	25	29	54	22
Ron Murphy	60	16	38	54	26
Derek Sanderson	63	26	22	48	146
Ted Green	65	8	38	46	99
Ed Westfall	70	18	24	42	22
Wayne Cashman	51	8	23	31	49
Dallas Smith	75	4	24	28	74
Ed Shack	50	11	11	22	74
Glen Sather	76	4	11	15	67
Don Awrey	73	0	13	13	149
Tom Williams	26	4	7	11	19
Ace Bailey	8	3	3	6	10
Gary Doak	22	3	3	6	37
Rick Smith	47	0	5	5	29
Jim Lorentz	11	1	3	4	6
Jim Harrison	16	1	2	3	21
Tom Webster	9	0	3	3	9
Jean Gauthier	11	0	2	2	8
Barry Wilkins	1	1	0	1	0
Grant Erickson	2	1	0	1	0
Don Marcotte	7	1	0	1	2
Paul Hurley	1	0	1	1	0
Bill Lesuk	5	0	1	1	0
Ed Johnston	24	0	1	1	0
Steve Atkinson	1	0	0	0	0
Joe Junkin	1	0	0	0	0
Bob Leiter	1	0	0	0	0
Ross Lonsberry	6	0	0	0	2
Barry Gibbs	8	0	0	0	2
Gerry Cheevers	52	0	0	0	14

Goaltender	GP	MINS	W-L-T	GA	GAA
Joe Junkin	1	8	0-0-0	0	0.00
Gerry Cheevers	52	3112	28-12-12	145	2.80

Ed Johnston	24	1440	14-6-4	74	3.08



Phil Esposito became the first player in NHL history to break the 100-point barrier on March 2, 1969.

1968-69 NOTABLES:

Home Record.....29-3-6
Road Record.....13-15-10
Overall Record.....42-18-16

• The Bruins become the first team in league history to score 300 goals in a season as they finish the campaign with 303.
• Phil Esposito wins the Art Ross scoring title and the Hart Trophy as league MVP as he shatters the league single-season scoring record. He also sets a single-season NHL assists record with 77.
• Esposito earns his first of six First Team All-Star berths.
• Bobby Orr wins the Norris Trophy and joins Esposito on the First All-Star Team.
• Ted Green is named to the Second All-Star Team.
• March 2, 1969: Phil Esposito becomes the first player in NHL history to score 100 points, scoring twice in a 4-0 win over Pittsburgh.
• March 16, 1969: The Bruins tie a league record with eight goals in the second period in an 11-3 win over Toronto.
• March 20, 1969: Bobby Orr sets an NHL record for goals in a season by a defenseman as he tallies his 21st of the season on his 21st birthday

1969-70

Gm	Date		Opponent	Score	
1	Oct.	12	New York	W	2-1
2		15	Oakland	W	6-0
3		18	at Pittsburgh	T	3-3
4		19	Pittsburgh	W	4-0
5		22	at Minnesota	W	3-2
6		24	at Oakland	W	4-2
7		25	at Los Angeles	W	3-2
8		29	at Toronto	L	2-4
9	Nov.	1	at Montreal	L	2-9
10		2	Toronto	T	4-4
11		5	St. Louis	T	4-4
12		8	at Detroit	L	2-3
13		10	Oakland	W	8-3
14		13	Detroit	W	3-1
15		15	New York	L	5-6
16		16	Los Angeles	W	7-4
17		21	at Chicago	T	2-2
18		23	Montreal	T	2-2
19		26	at New York	L	0-3
20		27	Philadelphia	W	6-4
21		29	at Montreal	T	2-2
22		30	Toronto	W	4-1
23	Dec.	4	at Detroit	T	4-4
24		6	Chicago	W	6-1
25		7	Minnesota	T	2-2
26		10	at New York	L	2-5
27		11	New York	W	2-1
28		13	at Philadelphia	W	5-3
29		14	Pittsburgh	W	2-1
30		18	at St. Louis	T	3-3
31		20	at Pittsburgh	W	6-4
32		21	Montreal	L	2-5
33		25	Los Angeles	W	7-1
34		28	at Philadelphia	W	5-4
35		31	at Detroit	L	1-5
36	Jan.	3	at Los Angeles	W	6-2
37		7	at Oakland	W	6-1
38		10	at Toronto	L	3-4
39		11	Oakland	W	6-3
40		15	Los Angeles	W	6-3
41		17	Chicago	L	0-1
42	Jan.	18	Montreal	W	6-3
43		22	Philadelphia	T	3-3
44		24	at New York	L	1-8
45		25	Pittsburgh	W	3-1
46		29	Minnesota	W	6-5
47		31	at Montreal	T	3-3
48	Feb.	1	Toronto	W	7-6
49		4	at Chicago	L	4-8
50		5	Philadelphia	W	5-1
51		7	Detroit	T	2-2
52		8	St. Louis	W	7-1
53		11	at St. Louis	W	3-2
54		14	at Pittsburgh	W	3-0
55		17	at Oakland	T	3-3
56		18	at Los Angeles	T	5-5
57		21	at Minnesota	W	4-2
58		22	at Chicago	L	3-6
59		26	New York	W	5-3
60		28	Chicago	W	3-0
61	Mar.	1	St. Louis	W	3-1
62		4	at St. Louis	L	1-3
63		7	at Philadelphia	T	5-5
64		8	Montreal	W	2-0
65		11	at Chicago	T	0-0
66		14	at Toronto	L	1-2
67		15	Detroit	T	5-5
68		19	Chicago	W	3-1
69		21	at Minnesota	L	4-5
70		22	Minnesota	W	5-0
71		25	at New York	W	3-1
72		28	Detroit	T	5-5
73		29	at Detroit	T	2-2
74	Apr.	1	at Montreal	L	3-6
75		4	at Toronto	W	4-2
76		5	Toronto	W	3-1

Player	GP	G	A	PTS	PIM
Bobby Orr	76	33	87	120	125
Phil Esposito	76	43	56	99	50
John McKenzie	72	29	41	70	114
John Bucyk	76	31	38	69	13
Fred Stanfield	73	23	35	58	14
Ken Hodge	72	25	29	54	87
Derek Sanderson	50	18	23	41	118
Ed Westfall	72	14	22	36	28
Wayne Cashman	70	9	26	35	79
Wayne Carleton/Toronto	7	0	1	1	6
/Boston	42	6	19	25	23
/Total	49	6	20	26	29
Dallas Smith	75	7	17	24	119
Jim Lorentz	68	7	16	23	30
Ace Bailey	58	11	11	22	82
Don Awrey	73	3	10	13	120
Don Marcotte	35	9	3	12	14
Rick Smith	69	2	8	10	65
Gary Doak	44	1	7	8	63
Ron Murphy	20	2	5	7	8
Jim Harrison	23	3	1	4	16
Bill Speer	27	1	3	4	4
Ed Johnston	37	0	2	2	2
Tom Webster	2	0	1	1	2
Frank Spring	1	0	0	0	0
Nick Beverley	2	0	0	0	2
Bill Lesuk	3	0	0	0	0
Barry Wilkins	6	0	0	0	2
Gerry Cheevers	41	0	0	0	4

Goaltender	GP	MINS	W-L-T	GA	GAA
Gerry Cheevers	41	2384	24-8-8	108	2.72
Ed Johnston	37	2176	16-9-11	108	2.98



Bobby Orr became the first defenseman to win a league scoring title with 120 points in 1969-70.

1969-70 NOTABLES:

Home Record.....27-3-8
Road Record.....13-14-11
Overall Record.....40-17-19

• Bobby Orr becomes the first defenseman to win the NHL's scoring title with 120 points. Orr also wins the Hart and Norris Trophies and First Team All-Star honors.
• Phil Esposito finishes second in the Art Ross scoring race and is named to the First All-Star Team.
• John McKenzie earns a Second Team All-Star berth.
• January 15, 1970: Bobby Orr has two assists in a 6-3 win over Los Angeles, setting an NHL record for assists in a season by a defenseman with 51 in just the 40th game of the season.
• March 15, 1970: Bobby Orr has 2-2=4 totals in a 5-5 tie with Detroit and becomes the first defenseman in NHL history to record 100 points in a season.

1970-71

Gm	Date		Opponent	Score	
1	Oct.	11	Detroit	W	7-3
2		14	at Los Angeles	W	8-5
3		16	at California	W	5-1
4		18	at Vancouver	W	5-3
5		22	Chicago	T	3-3
6		25	Philadelphia	W	4-3
7		29	at Detroit	L	3-5
8		31	New York	W	6-0
9	Nov.	1	Minnesota	W	5-0
10		5	St. Louis	L	0-2
11		7	at Pittsburgh	T	2-2
12		8	Montreal	W	6-1
13		10	Vancouver	W	6-3
14		14	at Toronto	L	2-3
15		15	California	L	1-2
16		18	at Minnesota	W	8-4
17		21	at Philadelphia	W	5-2
18		22	Pittsburgh	W	4-2
19		24	at St. Louis	T	5-5
20		26	Chicago	W	3-2
21		28	at New York	T	3-3
22		29	Toronto	W	4-2
23	Dec.	2	at Chicago	L	3-4
24		3	at Buffalo	T	4-4
25		5	at Montreal	W	4-2
26		6	Pittsburgh	W	6-3
27		10	Buffalo	W	8-2
28		12	at Philadelphia	W	1-0
29		13	Detroit	W	6-2
30		16	Los Angeles	W	6-4
31		19	at St. Louis	W	7-1
32		20	Minnesota	W	7-2
33		23	at Detroit	W	2-1
34		25	Pittsburgh	W	8-4
35		26	at Pittsburgh	L	2-4
36		30	at Minnesota	W	6-2
37	Jan.	1	at Buffalo	W	9-4
38		3	at Philadelphia	W	5-1
39		7	Vancouver	W	6-4
40		9	at Chicago	L	3-4
41		10	California	W	7-4
42		14	Los Angeles	W	9-5
43		16	at Montreal	L	2-4
44		17	Toronto	W	9-1
45		23	Chicago	W	6-2
46		24	Montreal	W	4-2
47		27	at New York	T	2-2
48		28	Philadelphia	W	6-2
49		31	St. Louis	W	6-0
50	Feb.	3	Los Angeles	W	7-3
51		6	Buffalo	W	4-3
52		7	Minnesota	T	4-4
53		9	New York	W	6-3
54		11	at St. Louis	W	5-3
55		14	at Toronto	W	5-1
56		16	at Vancouver	L	4-5
57		19	at California	W	5-0
58		20	at Los Angeles	L	4-5
59		23	at Buffalo	W	6-3
60		25	Vancouver	W	8-3
61		28	Toronto	W	4-3
62	Mar.	2	at Minnesota	W	6-0
63		4	California	W	7-0
64		6	at Pittsburgh	W	6-3
65		7	St. Louis	W	4-1
66		10	at California	W	8-1
67		11	at Los Angeles	W	7-2

68	Mar.	13	at Vancouver	W	6-3
69		14	at Detroit	W	11-4
70		18	Detroit	W	7-3
71		20	Philadelphia	W	5-3
72		21	Buffalo	L	5-7
73		24	at Chicago	L	1-2
74		27	New York	L	3-6
75		28	at New York	L	1-2
76		31	at Montreal	W	6-3
77	Apr.	3	at Toronto	W	8-3
78		4	Montreal	W	7-2

Player	GP	G	A	PTS	PIM
Phil Esposito	78	76	76	152	71
Bobby Orr	78	37	102	139	91
John Bucyk	78	51	65	116	8
Ken Hodge	78	43	62	105	113
Wayne Cashman	77	21	58	79	100
John McKenzie	65	31	46	77	120
Fred Stanfield	75	24	52	76	12
Derek Sanderson	71	29	34	63	130
Ed Westfall	78	25	34	59	48
Wayne Carleton	69	22	24	46	44
Dallas Smith	73	7	38	45	68
Ted Green	78	5	37	42	60
Don Marcotte	75	15	13	28	30
Don Awrey	74	4	21	25	141
Rick Smith	67	4	19	23	44
Mike Walton/Toronto	23	3	10	13	21
/Boston	22	3	5	8	10
/Total	45	6	15	21	31
Reg Leach	23	2	4	6	0
Ace Bailey	36	0	6	6	44
Ed Johnston	38	0	1	1	6
Bill Speer	1	0	0	0	4
Ivan Boldirev	2	0	0	0	0
Dan Schock	6	0	0	0	0
Gerry Cheevers	40	0	0	0	4

Goaltender	GP	MINS	W-L-T	GA	GAA
Ed Johnston	38	2280	30-6-2	96	2.53
Gerry Cheevers	40	2400	27-8-5	109	2.73

1970-71 NOTABLES:

Home Record.....33-4-2
Road Record.....24-10-5
Overall Record.....57-14-7

Ken Hodge set a club record with six assists on February 9, 1971 vs. NY Rangers.

• The Bruins finish with the league's best record with a team-record 57 wins. They are the first team in NHL history to win 50 games in one season.
• The Bruins also set league records for home wins (33), a 27-game home unbeaten streak (26-0-1) and 20-or-more goal scorers in one season with ten.
• Bobby Orr wins his second Hart Trophy and his fourth straight Norris Trophy. He sets a league single-season assists record with 102 which remains an NHL mark for defensemen and sets the league record for points by a defenseman.
• Phil Esposito takes the Art Ross scoring title as he shatters the NHL single-season records for goals and points. He also sets an NHL mark with 550 shots on goal.
• John Bucyk wins the Lady Byng Trophy.
• Bobby Orr, Phil Esposito, John Bucyk and Ken Hodge are all voted to the First All-Star Team.
• Seven Bruins rank among the league's top 11 in scoring, led by 100+ point scorers Phil Esposito, Bobby Orr, John Bucyk and Ken Hodge. That remains a league record for most 100-plus point players in one season.
• December 10, 1970: John Bucyk plays his 1,000th NHL game and has two goals and four assists for six points in an 8-2 victory over Buffalo. The Bruins take 72 shots in the game, second in league history only to their own 1941 record of 83.
• January 14, 1971: Phil Esposito has 3-3=6 totals in a 9-5 win over Los Angeles. It is his fifth of seven hat tricks on the season, a modern NHL record.
• January 28, 1971: Don Marcotte's shorthanded goal in a 6-2 win over Philadelphia gives Boston an NHL record of 15 shorthanded goals on the season.
• February 9, 1971: Ken Hodge sets a club record with six assists in a 6-3 victory over NY Rangers.
• February 20, 1971: Phil Esposito becomes just the fourth player in league history to score 50 goals in a season in a 5-4 loss in Los Angeles.
• February 25, 1971: The Bruins set an NHL record as John Bucyk, Ed Westfall and Ted Green combine for three goals in a 0:20 span of the third period in an 8-3 win over Vancouver.
• March 10, 1971: The Bruins set an NHL record with their 105th point of the season, an 8-1 win at California.
• March 16, 1971: John Bucyk joins Phil Esposito as the only teammates to score 50 goals in the same season in an 11-4 win at Detroit.
• March 21, 1971: John Bucyk sets an NHL single-season record for points by a left wing with his 109th of the year. Ken Hodge sets the league mark for assists by a right wing with his 59th.

1971-72

Gm	Date		Opponent	Score	
1	Oct.	10	New York	L	1-4
2		13	at New York	W	6-1
3		14	Buffalo	W	6-2
4		17	Toronto	T	2-2
5		20	Detroit	W	4-3
6		22	at California	W	5-1
7		24	at Vancouver	W	4-3
8		27	at Montreal	L	2-5
9		28	California	L	0-2
10		31	Minnesota	W	5-2
11	Nov.	4	St. Louis	W	6-1
12		6	at Detroit	W	2-1
13		7	Montreal	L	2-3
14		10	at Chicago	L	1-3
15		11	California	W	5-2
16		14	Los Angeles	W	11-2
17		18	Vancouver	W	5-0
18		20	Chicago	W	2-1
19		21	St. Louis	W	6-2
20		24	at Philadelphia	W	2-1
21		25	Philadelphia	W	4-2
22		27	at St. Louis	T	6-6
23	Dec.	4	at Toronto	W	5-3
24		5	Pittsburgh	W	5-3
25		8	at Los Angeles	W	5-3
26		11	at Vancouver	W	6-2
27		12	at Calfornia	L	2-4
28		16	New York	W	8-1
29		18	at Pittsburgh	W	4-3
30		19	Pittsburgh	T	2-2
31		23	at Buffalo	T	4-4
32		25	Philadelphia	W	5-1
33		26	Toronto	W	3-1
34		29	at Chicago	W	5-1
35		30	at Minnesota	T	2-2
36	Jan.	2	at New York	W	4-1
37		5	at Toronto	W	2-0
38		6	at Buffalo	W	5-2
39		8	at St. Louis	L	3-5
40		12	at Pittsburgh	T	2-2
41		13	Los Angeles	T	1-1
42		15	Chicago	W	4-2
43		16	Detroit	W	9-2
44		18	at St. Louis	W	2-0
45		22	at Montreal	W	8-5
46		23	Buffalo	T	3-3
47		27	Philadelphia	W	4-2
48		29	at Philadelphia	W	4-2
49		30	St. Louis	W	5-2
50	Feb.	2	at New York	W	2-0
51		3	Minnesota	W	6-1
52		5	Detroit	W	3-2
53		6	at Buffalo	L	2-8
54		10	Vancouver	W	9-1
55		12	Buffalo	W	5-1
56		13	Montreal	T	2-2
57		15	California	W	6-3
58		17	at Philadelphia	W	4-1
59		19	at Minnesota	W	6-4
60		20	at Chicago	W	3-1
61		22	at Vancouver	W	4-3
62		23	at California	W	8-6
63	Feb.	26	at Los Angeles	W	5-4
64	Mar.	2	Vancouver	W	7-3
65		4	at Detroit	W	5-4
66		5	Los Angeles	L	0-2
67		8	at Minnesota	W	5-4
68		11	at Pittsburgh	L	4-6
69		12	Pittsburgh	T	4-4
70		16	at Los Angeles	W	8-3
71		19	Minnesota	W	7-3
72		23	New York	W	4-1
73		25	Chicago	T	5-5
74		26	Montreal	W	5-4
75		28	at Detroit	L	3-6
76		29	at Toronto	L	1-4
77	Apr.	1	at Montreal	L	2-6
78		2	Toronto	W	6-4

Gerry Cheevers set a league record with a 32-game unbeaten streak in 1971-72.

Player	GP	G	A	PTS	PIM
Phil Esposito	76	66	67	133	76
Bobby Orr	76	37	80	117	106
John Bucyk	78	32	51	83	4
Fred Stanfield	78	23	56	79	12
John McKenzie	77	22	47	69	126
Derek Sanderson	78	25	33	58	108
Mike Walton	76	28	28	56	45
Ken Hodge	60	16	40	56	81
Wayne Cashman	74	23	29	52	103
Carol Vadnais/California	52	14	20	34	106
/Boston	16	4	6	10	37
/Total	68	18	26	44	143
Ed Westfall	78	18	26	44	19
Dallas Smith	78	8	22	30	132
Ace Bailey	73	9	13	22	64
Reg Leach	56	7	13	20	12
Ted Green	54	1	16	17	21
Rick Smith	61	2	12	14	46
Don Marcotte	47	6	4	10	12
Don Awrey	34	1	8	9	52
Ed Johnston	38	0	4	4	0
Ivan Boldirev	11	0	2	2	6
Gerry Cheevers	41	0	2	2	25
Terry O'Reilly	1	1	0	1	0
Doug Roberts	3	1	0	1	0
Matt Ravlich	25	0	1	1	2
Nick Beverley	1	0	0	0	0
Ron Jones	1	0	0	0	0
Garry Peters	2	0	0	0	2
Bob Stewart	8	0	0	0	15

Goaltender	GP	MINS	W-L-T	GA	GAA
Gerry Cheevers	41	2420	27-5-8	101	2.50
Ed Johnston	38	2260	27-8-3	102	2.71

1971-72 NOTABLES:

Home Record.....28-4-7
Road Record.....26-9-4
Overall Record.....54-13-11

• The Bruins finish with the league's top record with their second straight 50+ win season and set a league record with 26 road wins.
• Bobby Orr wins both the Hart and Norris Trophies.
• Phil Esposito and Orr finish 1-2 in the league's scoring race with teammate John Bucyk ranking ninth overall on that list.
• Orr and Esposito are named First Team All-Stars.
• February 15, 1972: Bobby Orr sets a club record for assists in a period with four in the first vs. California.
• February 20, 1972: Phil Esposito reaches the 50-goal mark for the second straight season, scoring against his brother Tony in a 3-1 win in Chicago.
• March 2, 1972: Bobby Orr has 1-1=2 totals in a 7-3 win

over Vancouver to become the first player in NHL history to reach the 100-point mark for three straight seasons.
• March 19, 1972: Phil Esposito sets an NHL record with his 27th power play goal of the season as he scores a hat trick in a 7-3 win vs. Minnesota.
• March 29, 1972: Gerry Cheevers' NHL-record 32-game unbeaten streak is snapped at 24-0-8 with a 4-1 loss at Toronto.

1972-73

Gm	Date		Opponent	Score	
1	Oct.	8	Los Angeles	L	2-4
2		11	at Detroit	L	3-4
3		14	at NY Islanders	W	7-4
4		15	Pittsburgh	W	8-4
5		18	at NY Rangers	L	1-7
6		21	at Pittsburgh	W	4-2
7		22	Vancouver	L	4-5
8		25	at Buffalo	T	2-2
9		26	Chicago	L	3-6
10		28	at Toronto	W	3-2
11		29	NY Islanders	W	9-1
12	Nov.	2	at Los Angeles	L	2-5
13		3	at California	T	6-6
14		5	at Vancouver	W	4-2
15		9	Detroit	W	8-3
16		12	Montreal	L	3-5
17		16	St. Louis	W	4-0
18		18	at NY Islanders	W	7-3
19		19	Toronto	W	6-5
20		23	California	W	4-2
21		24	at Atlanta	W	4-0
22		26	Philadelphia	W	6-4
23		29	at Montreal	T	3-3
24		30	Buffalo	W	5-4
25	Dec.	3	NY Islanders	W	5-1
26		7	St. Louis	W	5-0
27		9	at Philadelphia	W	4-3
28		10	California	W	8-4
29		13	at Buffalo	L	3-7
30		14	NY Rangers	W	4-2
31		17	at Philadelphia	W	5-3
32		19	at Pittsburgh	W	3-2
33		21	Detroit	W	8-1
34		23	Atlanta	W	3-1
35		27	at Atlanta	W	3-1
36		29	at Minnesota	W	2-0
37	Jan.	1	at Vancouver	W	8-2
38		4	at St. Louis	L	2-4
39		7	at Chicago	L	4-5
40		11	Minnesota	T	1-1
41		13	at Toronto	W	4-1
42		14	Buffalo	W	6-0
43		18	NY Islanders	L	7-9
44		20	at Pittsburgh	L	0-3
45		21	California	W	5-2
46		24	at NY Rangers	L	2-4
47		25	Detroit	L	2-4
48		27	Chicago	L	2-4
49		28	Los Angeles	W	6-5
50	Feb.	1	Toronto	W	5-2
51		3	NY Rangers	L	3-7
52		4	Philadelphia	T	2-2
53		7	at Minnesota	W	3-2
54		10	Pittsburgh	W	6-3
55		11	Los Angeles	W	2-0
56		13	Vancouver	W	7-3
57		15	at Philadelphia	W	3-1
58		17	at Minnesota	L	2-5
59		18	at Chicago	W	4-1
60		20	at Vancouver	W	7-6
61		21	at California	W	6-2
62		24	at Los Angeles	W	7-5
63	Mar.	1	St. Louis	L	3-4
64		3	at Montreal	L	1-5
65		4	Chicago	W	4-0
66		7	at St. Louis	L	2-5
67		9	at Atlanta	W	3-2
68		11	Montreal	W	5-3
69		13	at NY Islanders	W	3-0
70		15	at Buffalo	W	4-1
71		16	at Detroit	W	5-4
72		18	Atlanta	W	7-1
73		22	Minnesota	W	5-3
74		24	NY Rangers	W	3-0
75		25	Buffalo	W	6-1
76		28	at NY Rangers	W	6-3
77		31	at Toronto	L	3-7
78	Apr.	1	Montreal	L	3-5

Player	GP	G	A	PTS	PIM
Phil Esposito	78	55	75	130	87
Bobby Orr	63	29	72	101	99
John Bucyk	78	40	53	93	12
Ken Hodge	73	37	44	81	58
Fred Stanfield	78	20	58	78	10
Wayne Cashman	76	29	39	68	100
Don Marcotte	78	24	31	55	49
Gregg Sheppard	64	24	26	50	18
Mike Walton	56	25	22	47	37
Carol Vadnais	78	7	24	31	127
Dallas Smith	78	4	27	31	72
Terry O'Reilly	72	5	22	27	109
Ace Bailey	57	8	13	21	89
Don Awrey	78	2	17	19	90
Derek Sanderson	25	5	10	15	38
Fred O'Donnell	72	10	4	14	55
Doug Roberts	45	4	7	11	7
Nick Beverley	76	1	10	11	26
Gary Doak/Detroit	44	0	5	5	51
/Boston	5	0	0	0	2
/Total	49	0	5	5	53
Richie Leduc	5	1	1	2	2
Jacques Plante	8	0	2	2	2
Matt Ravlich	5	0	1	1	0
Ross Brooks	16	0	1	1	0
Ed Johnston	45	0	1	1	2
Chris Oddleifson	6	0	0	0	0
Ron Jones	7	0	0	0	2
John Adams	14	0	0	0	0

Goaltender	GP	MINS	W-L-T	GA	GAA
Jacques Plante	8	480	7-1-0	16	2.00
Ross Brooks	16	910	11-1-3	40	2.64
John Adams	14	780	9-3-1	39	3.00
Ed Johnston	45	2510	24-17-1	137	3.27

John Bucyk became the first Bruin to record 1,000 career NHL points on November 9, 1972.

1972-73 NOTABLES:

Home Record..... 27-10-2
Road Record..... 24-12-3
Overall Record..... 51-22-5

• The Bruins post their third consecutive season of 50+ wins.
• Phil Esposito wins the league's scoring title with Bobby Orr (third) and John Bucyk (eighth) also among the NHL leaders.
• Bobby Orr wins the Norris Trophy.
• Esposito and Orr are named to the First All-Star Team.
• November 9, 1972: John Bucyk becomes the seventh player in NHL history to record 1,000 NHL points as he scores a goal in an 8-3 win over Detroit.
• January 1, 1973: Bobby Orr sets a league record for assists by a defenseman in one game with six in an 8-2 win in Vancouver.
• January 14, 1973: Phil Esposito ties a club record with four goals in a 6-0 win over Buffalo.
• January 18, 1973: The club record for goals in a game is tied for the second straight game as John Bucyk scores four goals in a 9-7 loss to the NY Islanders.
• March 25, 1973: Phil Esposito hits the 50-goal mark for the third time in his career in a 6-1 win over Buffalo.

1973-74

Gm	Date		Opponent	Score	
1	Oct.	10	Vancouver	W	6-4
2		13	at Detroit	W	9-4
3		14	NY Islanders	W	3-2
4		17	at Atlanta	L	3-4
5		21	Pittsburgh	W	8-2
6		23	at St. Louis	L	2-3
7	Oct.	25	Buffalo	W	9-4
8		27	at Toronto	W	3-2
9		28	Minnesota	T	3-3
10		31	at Minnesota	W	5-0
11	Nov.	3	at NY Islanders	L	4-6
12		4	California	W	4-1
13		7	at NY Rangers	L	3-7
14		8	Montreal	W	2-1
15		11	Vancouver	W	4-2
16		14	at Montreal	W	4-3
17		15	NY Rangers	W	10-2
18		17	Detroit	W	8-0
19		18	Atlanta	W	5-2
20		22	Philadelphia	W	4-2
21		25	Los Angeles	W	3-1
22		28	at Chicago	T	3-3
23	Dec.	2	NY Islanders	W	5-3
24		8	Buffalo	W	5-2
25		9	at Philadelphia	T	3-3
26		13	Minnesota	W	4-2
27		15	Vancouver	W	7-2
28		16	California	W	5-3
29		20	Pittsburgh	W	6-5
30		22	at Detroit	L	2-4
31		23	Toronto	W	4-3
32		29	at Los Angeles	L	1-4
33		30	at California	W	8-1
34	Jan.	1	at Vancouver	T	2-2
35		4	at NY Rangers	W	4-2
36		5	at NY Islanders	W	6-2
37		10	Chicago	T	2-2
38		12	Montreal	L	3-7
39		13	at Pittsburgh	W	5-3
40		16	at Chicago	T	5-5
41		19	at Montreal	W	8-0
42		20	Los Angeles	W	5-2
43		22	at St. Louis	W	1-0
44		24	Chicago	L	1-2
45		26	at NY Islanders	W	4-0
46		27	Philadelphia	W	5-3
47		31	Atlanta	W	4-2
48	Feb.	2	at Toronto	L	2-6
49		3	Pittsburgh	W	5-4
50		7	St. Louis	W	5-3
51		9	Philadelphia	W	5-3
52		10	Minnesota	W	4-0
53		13	at California	W	9-6
54		15	at Vancouver	W	4-2
55		16	at Los Angeles	W	5-2
56		20	at Minnesota	T	5-5
57		23	at Pittsburgh	W	6-2
58		24	at Buffalo	L	2-3
59		28	Detroit	W	8-1
60	Mar.	2	at Detroit	T	4-4
61		3	Toronto	L	4-6
62		5	at Atlanta	L	1-4
63		6	at St. Louis	W	8-0
64		9	at Los Angeles	T	4-4
65		10	at California	L	2-6
66		12	Buffalo	W	4-0
67		14	at Buffalo	W	4-3
68		16	at Toronto	W	5-2
69		17	NY Rangers	W	5-2
70		21	St. Louis	W	7-0
71		23	Atlanta	L	3-4
72		24	Montreal	W	6-3
73		27	at NY Rangers	W	3-2
74		30	at Philadelphia	L	3-5
75		31	Detroit	W	6-1
76	Apr.	3	at Chicago	L	2-6
77		6	at Montreal	L	2-6
78		7	Toronto	W	6-4

Player	GP	G	A	PTS	PIM
Phil Esposito	78	68	77	145	58
Bobby Orr	74	32	90	122	82
Ken Hodge	76	50	55	105	43
Wayne Cashman	78	30	59	89	111
John Bucyk	76	31	44	75	8
Bob Schmautz/Vancouver	49	26	19	45	58
/Boston	27	7	13	20	31
/Total	76	33	32	65	89
Carol Vadnais	78	16	43	59	123
Don Marcotte	78	24	26	50	18
Gregg Sheppard	75	16	31	47	21
Terry O'Reilly	76	11	24	35	94
Andre Savard	72	16	14	30	39
Dallas Smith	77	6	21	27	64
Dave Forbes	63	10	16	26	41
Chris Oddleifson	49	10	11	21	25
Derek Sanderson	29	8	12	20	48

Fred O'Donnell	43	5	7	12	43
Al Sims	77	3	9	12	22
Darryl Edestrand/Pittsburgh	3	0	0	0	0
/Boston	52	3	8	11	20
/Total	55	3	8	11	20
Richie Leduc	28	3	3	6	12
Gary Doak	69	0	4	4	44
Ken Broderick	5	0	1	1	0
Doug Roberts	7	0	1	1	2
Gilles Gilbert	54	0	1	1	9
Nick Beverley	1	0	0	0	0
Bob Gryp	1	0	0	0	0
Doug Gibson	2	0	0	0	0
Dave Hynes	3	0	0	0	0
Al Simmons	3	0	0	0	0
Ross Brooks	21	0	0	0	2

Goaltender	GP	MINS	W-L-T	GA	GAA
Ross Brooks	21	1170	16-3-0	46	2.36
Gilles Gilbert	54	3210	34-12-8	158	2.95
Ken Broderick	5	300	2-2-1	16	3.20

Ross Brooks tied an NHL record with a 14-game win streak in 1973-74.

1973-74 NOTABLES:

Home Record.....33-4-2
Road Record..... 19-13-7
Overall Record.....52-17-9

• The Bruins become the first team in league history to record 50-or-more wins in four straight seasons and they tie their own league record for home wins in a season.
• Phil Esposito wins his second Hart Trophy as league MVP.
• Bobby Orr wins the Norris Trophy for the seventh straight year and John Bucyk wins his second Lady Byng Trophy.
• Bobby Orr, Phil Esposito and Ken Hodge earn First Team All-Star honors while Wayne Cashman is named to the Second Team.
• The Bruins again post the league's top four scorers as Phil Esposito takes the Art Ross trophy followed by Bobby Orr, Ken Hodge and Wayne Cashman.
• November 15, 1973: Bobby Orr sets an NHL record for points in a game by a defenseman with a 3-4=7 night in a 10-2 win over NY Rangers. All of his goals come on the power play.
• November 17, 1973: Phil Esposito sets a modern NHL record for the fastest 20 goals when he scores his 20th of the season in just the 18th game.
• December 13, 1973: Phil Esposito sets a modern NHL record for the fastest 30 goals when he scores his 30th of the season in just the 26th game.
• December 30, 1973: Chris Oddleifson ties a club record and is the only rookie in team history to score four goals in a game in an 8-1 win in California.
• February 15, 1974: Phil Esposito has an assist in a 4-2 win in Vancouver to become the second Bruin to record 1,000 NHL points.
• February 20, 1974: Phil Esposito scores 50 goals in a season for the fourth time in a 5-5 tie at Minnesota.
• February 28, 1974: Ross Brooks ties Tiny Thompson's 1929-30 NHL record with his 14th straight win, an 8-1 victory over Detroit.
• April 6, 1974: Ken Hodge scores his 50th goal of the season in a 6-2 loss in Montreal.

1974-75

Gm	Date		Opponent	Score	
1	Oct.	10	at Buffalo	L	5-9
2		13	Toronto	T	2-2
3		16	at Chicago	L	0-4
4		17	at Philadelphia	W	4-1
5		20	California	W	5-0
6	Oct.	23	at Pittsburgh	T	5-5
7		24	St. Louis	T	4-4
8		27	Kansas City	W	8-2
9		30	at Minnesota	T	3-3
10	Nov.	2	at NY Islanders	L	2-3
11		3	Minnesota	W	10-1
12		5	Buffalo	T	2-2
13		7	Washington	W	10-4
14		10	Atlanta	W	4-3
15		12	at St. Louis	L	3-4
16		14	Montreal	L	1-4
17		16	Buffalo	W	7-5
18		17	at Detroit	W	5-2
19		21	California	W	4-2
20		23	at NY Rangers	W	5-2
21		24	Vancouver	W	7-4
22		27	at California	W	3-1
23		30	at Los Angeles	L	0-2
24	Dec.	4	at Montreal	T	4-4
25		5	Detroit	L	4-6
26		8	Pittsburgh	W	3-2
27		10	at Kansas City	W	6-2
28		12	Los Angeles	W	8-1
29		14	Washington	W	12-1
30		15	NY Islanders	W	5-2
31		17	Atlanta	W	5-3
32		19	NY Rangers	W	11-3
33		21	at Toronto	L	4-8
34		22	Detroit	W	5-4
35		27	at California	L	2-5
36		28	at Vancouver	L	4-6
37	Jan.	2	at Los Angeles	W	5-2
38		4	at Minnesota	W	8-0
39		7	at Washington	T	3-3
40		9	Vancouver	W	5-1
41		11	Chicago	W	5-1
42		15	at Montreal	L	3-5
43		16	Los Angeles	L	1-4
44		18	at Pittsburgh	T	4-4
45		19	Toronto	W	6-3
46		23	Kansas City	L	2-3
47		26	Philadelphia	T	2-2
48		27	at Kansas City	T	3-3
49		30	California	W	6-0
50	Feb.	1	at Toronto	L	2-3
51		2	Philadelphia	W	5-1
52		5	at Atlanta	T	3-3
53		6	Minnesota	W	3-2
54		8	at Detroit	W	8-5
55		9	NY Islanders	W	5-1
56		12	at Chicago	L	3-8
57		13	at Buffalo	L	1-3
58		16	at Philadelphia	L	3-4
59		18	at Vancouver	W	3-1
60		21	at California	L	4-6
61		22	at Los Angeles	L	0-6
62		25	Pittsburgh	W	6-4
63		27	Detroit	W	9-4
64	Mar.	2	Chicago	W	6-2
65		4	at Washington	W	8-0
66		7	at Atlanta	W	4-2
67		9	Atlanta	W	5-2
68		11	NY Rangers	W	6-3
69		12	at Pittsburgh	L	3-5
70		15	at NY Islanders	L	1-3
71		16	St. Louis	W	7-2
72		19	at Montreal	L	1-2
73		22	Washington	W	8-2
74		23	at NY Rangers	L	5-7
75		26	at St. Louis	L	1-3
76		29	at Toronto	T	1-1
77		30	Montreal	T	2-2
78	Apr.	1	Buffalo	L	1-3
79		3	at Buffalo	L	2-4
80		6	Toronto	T	4-4

Player	GP	G	A	PTS	PIM
Bobby Orr	80	46	89	135	101
Phil Esposito	79	61	66	127	62
John Bucyk	78	29	52	81	10
Gregg Sheppard	76	30	48	78	19
Carol Vadnais	79	18	56	74	129
Ken Hodge	72	23	43	66	90
Don Marcotte	80	31	33	64	76
Bobby Schmautz	56	21	30	51	63
Andre Savard	77	19	25	44	45
Terry O'Reilly	68	15	20	35	148
Hank Nowak/Detroit	56	8	14	22	69
/Boston	21	4	7	11	26
/Total	77	12	21	33	95
Wayne Cashman	42	11	22	33	24
Dave Forbes	69	18	12	30	80
Dallas Smith	79	3	20	23	84
Earl Anderson/Detroit	45	7	3	10	12
/Boston	19	2	4	6	4
/Total	64	9	7	16	16
Al Sims	65	4	8	12	73
Darryl Edestrand	68	1	9	10	56
Walt McKechnie	53	3	3	6	8
Dave Hynes	19	4	0	4	2
Rod Graham	14	2	1	3	7
Steve Langdon	1	0	1	1	0
Gilles Gilbert	53	0	1	1	10
Gordie Clark	1	0	0	0	0
Jack Rathwell	1	0	0	0	0
Craig Sarner	7	0	0	0	0
Ken Broderick	15	0	0	0	2

Goaltender	GP	MINS	W-L-T	GA	GAA
Ken Broderick	15	804	7-6-0	32	2.39
Ross Brooks	17	967	10-3-3	48	2.98
Gilles Gilbert	53	3029	23-17-11	158	3.13

1974-75 NOTABLES:

Home Record.....29-5-6
Road Record..... 11-21-8
Overall Record.....40-26-14

• Bobby Orr takes the Art Ross scoring title, wins his eighth straight Norris Trophy and eighth First Team All-Star berth.
• Phil Esposito finishes second in the league's scoring race and is named to the Second All-Star Team.
• November 3, 1974: The Bruins have ten different goal scorers in a 10-1 victory over Minnesota.
• December 19, 1974: Phil Esposito ties a club record for points in a game with a 3-4=7 effort in an 11-3 victory over NY Rangers.
• December 22, 1974: Phil Esposito scores his 500th NHL goal vs. Detroit. He is the first Bruin to reach that milestone and just the sixth NHL player overall.
• February 8, 1975: Phil Esposito scores his 50th goal in an 8-5 win in Detroit and adds an assist for his 100th point of the year. He joins Bobby Hull as the only NHL players with five 50-goal seasons.
• March 4, 1975: A hip injury forces John Bucyk out of the lineup in Washington and snaps his club-record streak of consecutive games played at 418 dating back to January 23, 1969.
• March 9, 1975: Bobby Orr sets an NHL record for goals in a season by a defenseman with his 38th of the year in a 5-2 win over Atlanta. He would finish the season with 46.



Bobby Orr won his eighth and final Norris Trophy in 1974-75 after setting a league record for goals by a defenseman with 46.

1975-76

Gm	Date		Opponent	Score	
1	Oct.	9	Montreal	L	4-9
2		12	NY Islanders	T	3-3
3		16	at Detroit	T	2-2
4		18	at NY Islanders	W	5-2
5		19	Toronto	W	3-0
6		23	Kansas City	L	2-3
7		25	at Montreal	L	2-6
8		26	Detroit	W	7-3
9		30	St. Louis	W	3-2
10	Nov.	1	at Philadelphia	L	1-8
11		2	California	W	5-0
12		5	at Buffalo	L	0-4
13		8	at Vancouver	L	2-4
14		9	at California	W	6-3
15		13	Minnesota	W	6-0
16		15	at Atlanta	W	5-3

17	Nov.	16	Kansas City	W	4-2
18		19	at Detroit	T	3-3
19		20	NY Islanders	T	2-2
20		23	Toronto	T	3-3
21		25	Los Angeles	W	4-2
22		26	at NY Rangers	W	6-4
23		29	at Chicago	T	4-4
24		30	Pittsburgh	W	4-2
25	Dec.	4	Washington	W	3-2
26		6	at Toronto	W	4-2
27		7	Montreal	T	2-2
28		11	NY Rangers	L	1-5
29		13	at Pittsburgh	T	4-4
30		14	Vancouver	W	3-2
31		17	at Washington	W	3-2
32		20	Buffalo	W	5-3
33		21	Atlanta	L	1-2
34		23	Los Angeles	L	3-4
35		26	at Buffalo	W	6-3
36		28	at Philadelphia	W	4-2
37		31	at Minnesota	W	6-1
38	Jan.	2	at Vancouver	T	4-4
39		3	at Los Angeles	W	3-0
40		10	California	W	3-2
41		11	at Washington	W	7-4
42		13	Pittsburgh	W	6-2
43		15	Los Angeles	W	4-0
44		17	at St. Louis	L	5-7
45		22	Buffalo	W	5-3
46		24	at Detroit	W	6-1
47		25	Philadelphia	W	5-3
48		29	Chicago	W	5-3
49		30	at Atlanta	W	4-2
50	Feb.	1	Atlanta	W	5-3
51		5	Pittsburgh	W	5-1
52		7	at Toronto	L	4-11
53		8	Detroit	W	7-0
54		11	at Minnesota	W	5-2
55		13	at California	W	6-5
56		15	at Chicago	W	4-1
57		18	at Kansas City	T	3-3
58		21	at NY Islanders	W	2-1
59		22	at NY Rangers	W	5-2
60		26	St. Louis	W	4-2
61		27	at Washington	T	3-3
62		29	Vancouver	W	5-3
63	Mar.	3	at Los Angeles	W	5-3
64		5	at California	L	3-4
65		7	Washington	W	4-3
66		9	at Atlanta	L	0-9
67		11	Toronto	W	6-2
68		13	at Montreal	L	2-4
69		14	California	W	4-2
70		16	at St. Louis	T	3-3
71		18	at Kansas City	W	5-2
72		20	NY Rangers	W	8-1
73		24	at Pittsburgh	T	5-5
74		25	Chicago	W	4-2
75		27	Philadelphia	T	4-4
76		28	Montreal	T	2-2
77		30	Buffalo	T	4-4
78	Apr.	1	at Buffalo	L	2-7
79		3	at Toronto	W	4-2
80		4	Minnesota	T	2-2

Player	GP	G	A	PTS	PIM
Jean Ratelle/NY Rangers	13	5	10	15	2
/Boston	67	31	59	90	16
/Total	80	36	69	105	18
John Bucyk	77	36	47	83	20
Gregg Sheppard	70	31	43	74	28
Wayne Cashman	80	28	43	71	87
Bobby Schmautz	75	28	34	62	116
Ken Hodge	72	25	36	61	42
Brad Park/NY Rangers	13	2	4	6	23
/Boston	43	16	37	53	95
/Total	56	18	41	59	118
Terry O'Reilly	80	23	27	50	150
Andre Savard	79	17	23	40	60
Don Marcotte	58	16	20	36	24
Dallas Smith	77	7	25	32	103
Dave Forbes	79	16	13	29	52
Doug Gibson	50	7	18	25	0
Darryl Edestrand	77	4	17	21	103
Bobby Orr	10	5	13	18	22
Phil Esposito	12	6	10	16	8
Hank Nowak	66	7	3	10	41
Joe Zanussi	60	1	7	8	30
Al Sims	48	4	3	7	43
Carol Vadnais	12	2	5	7	17
Gary Doak	58	1	6	7	60
Doug Halward	22	1	5	6	6
Barry Smith	19	1	0	1	2
Kent Ruhnke	2	0	1	1	0
Earl Anderson	5	0	1	1	2
Gordie Clark	7	0	1	1	0
Al Simmons	7	0	1	1	21
Rick Adduono	1	0	0	0	0
Stan Jonathan	1	0	0	0	0
Paul O'Neil	1	0	0	0	0
Ray Maluta	2	0	0	0	2
Mike Milbury	3	0	0	0	9
Steve Langdon	4	0	0	0	2
Dave Reece	14	0	0	0	0
Gerry Cheevers	15	0	0	0	2
Gilles Gilbert	55	0	0	0	18

Goaltender	GP	MINS	W-L-T	GA	GAA
Gerry Cheevers	15	900	8-2-5	41	2.73
Gilles Gilbert	55	3123	33-8-10	151	2.90
Dave Reece	14	777	7-5-2	43	3.32

Gilles Gilbert set an NHL record with a 17-game win streak in 1975-76.

1975-76 NOTABLES:

Home Record.....27-5-8
Road Record.....21-10-9
Overall Record.....48-15-17

• The Bruins win the Adams Division title with a 48-15-17 record.
• Brad Park is named a First Team NHL All-Star after coming to the team in November, 1975 in one of the biggest trades in NHL history.
• Jean Ratelle, who came to the Bruins with Park in the Esposito trade, wins the Lady Byng Trophy.
• Don Cherry wins the Jack Adams Trophy.
• October 30, 1975: John Bucyk scores his 500th NHL goal in a 3-2 win over St. Louis. He is the second Bruin and seventh player overall to reach that milestone.
• November 5, 1975: Phil Esposito plays his final game as a Bruin in a 4-0 loss in Buffalo.
• November 26, 1975: Bobby Orr plays his final game in a Bruins uniform in a 6-4 win at NY Rangers.
• February 7, 1976: Toronto's Darryl Sittler sets an NHL record with six goals and four assists for ten points in an 11-4 Maple Leafs victory.
• February 29, 1976: Gilles Gilbert sets an NHL record with his 17th consecutive victory, a 5-3 win over Vancouver. The streak would be snapped with a 4-3 loss in California on March 5.
• March 30, 1976: Jean Ratelle scores a goal for his 100th point of the season in a 4-4 tie with Buffalo.

1976-77

Gm	Date		Opponent	Score	
1	Oct.	7	Minnesota	W	6-2
2		9	at Toronto	L	5-7
3		10	Cleveland	W	4-3
4		13	at NY Rangers	W	5-1
5		15	Toronto	W	5-3
6		17	Montreal	W	5-3
7		19	at St. Louis	L	5-6
8		20	at Colorado	W	2-1
9		23	at Los Angeles	W	4-2
10		27	at NY Rangers	W	4-3
11		30	at Montreal	W	4-3
12		31	at Buffalo	L	1-4
13	Nov.	4	Chicago	W	7-5
14		7	Vancouver	W	3-1
15		10	at Detroit	W	6-4
16		11	NY Islanders	T	2-2
17		14	Colorado	W	5-3
18		18	Washington	W	3-2
19		19	at Washington	W	4-1
20	Nov.	21	Detroit	W	4-2
21		24	at Pittsburgh	W	4-0
22		25	Vancouver	W	4-2
23		27	at Toronto	L	2-4
24		30	Buffalo	L	2-6
25	Dec.	1	at Chicago	W	5-3
26		3	at Atlanta	L	1-3
27		5	Washington	T	5-5
28		9	Philadelphia	L	1-3
29		11	at Philadelphia	L	3-4
30		12	Detroit	L	3-5
31		16	St. Louis	W	5-2
32		18	at Cleveland	L	4-6
33		19	Pittsburgh	W	6-3
34		21	at NY Islanders	L	0-3
35		23	NY Rangers	T	3-3
36		26	Cleveland	W	6-3
37		29	at Vancouver	W	8-1
38	Jan.	1	at Los Angeles	L	2-5
39		5	at Cleveland	W	3-2
40		8	at Minnesota	L	1-3
41		9	at Chicago	W	4-2
42		11	at Washington	W	3-2
43		13	Los Angeles	W	4-3
44		15	Minnesota	T	3-3
45		17	Montreal	W	7-3
46		20	NY Islanders	L	3-4
47		21	at Cleveland	W	5-2
48		23	Atlanta	W	3-0
49		27	Colorado	L	4-6
50		29	Toronto	T	3-3
51		30	at Pittsburgh	L	2-5
52	Feb.	1	at St. Louis	T	3-3
53		3	St. Louis	W	5-4
54		4	at Atlanta	L	3-6
55		6	Washington	W	5-2
56		10	at Buffalo	L	3-4
57		12	at Montreal	L	3-8
58		13	Cleveland	W	4-2
59		16	at Vancouver	W	7-3
60		19	at Los Angeles	L	0-2
61		23	at Minnesota	L	1-2
62		25	at Colorado	W	5-2
63		27	at Pittsburgh	T	2-2
64	Mar.	1	Detroit	W	8-3
65		3	at NY Rangers	W	4-1
66		5	Buffalo	W	3-1
67		6	Chicago	W	6-2
68		8	Atlanta	W	3-2
69		10	NY Rangers	W	10-3
70		12	at Philadelphia	W	3-1
71		13	Los Angeles	T	2-2
72		17	Buffalo	W	4-2
73		21	Montreal	L	1-5
74		23	at Detroit	W	6-0
75		24	Philadelphia	L	2-6
76		26	at Toronto	W	7-5
77		27	Pittsburgh	W	3-0
78		30	at Buffalo	W	4-3
79	Apr.	2	at NY Islanders	W	5-3
80		3	Toronto	W	7-4

Player	GP	G	A	PTS	PIM
Jean Ratelle	78	33	61	94	22
Peter McNab	80	38	48	86	11
Gregg Sheppard	77	31	36	67	20
Brad Park	77	12	55	67	67
Terry O'Reilly	79	14	41	55	147
Bobby Schmautz	57	23	29	52	62
Wayne Cashman	65	15	37	52	76
Don Marcotte	80	27	18	45	20
John Bucyk	49	20	23	43	12
Rick Middleton	72	20	22	42	2
Stan Jonathan	69	17	13	30	69
Matti Hagman	75	11	17	28	0
Mike Milbury	77	6	18	24	166
Rick Smith	46	6	16	22	30
Dallas Smith	58	2	20	22	40
Earl Anderson	40	10	11	21	4
Dave Forbes	73	9	11	20	47
Gary Doak	76	3	13	16	107
Hank Nowak	24	7	5	12	14
John Wensink	23	4	6	10	32
Ray Maluta	23	2	3	5	4
Doug Halward	18	2	2	4	6
Gerry Cheevers	45	0	4	4	46
Darryl Edestrand	17	0	3	3	16
Joe Zanussi	8	0	1	1	8
Gilles Gilbert	34	0	1	1	15
Clayton Pachal	1	0	0	0	12
Jim Pettie	1	0	0	0	0

Al Sims		1	0	0	0	0

Goaltender	GP	MINS	W-L-T	GA	GAA
Gilles Gilbert	34	2040	18-13-3	97	2.85
Jim Pettie	1	60	1-0-0	3	3.00
Gerry Cheevers	45	2700	30-10-5	137	3.04

1976-77 NOTABLES:

Home Record..... 27-7-6
Road Record..... 22-16-2
Overall Record..... 4923-8

• The Bruins take their second straight Adams Division crown.
• November 30, 1976: A 6-2 loss to Buffalo snaps a 31-game home unbeaten streak at 26-0-5 spanning two seasons. It is Boston's first home loss since a 4-3 setback to Los Angeles on December 23, 1975 and is their first in the calendar year of 1976.
• February 19, 1976: The Bruins and Kings play a penalty-free game as Los Angeles takes a 2-0 win. It is the first penalty-free game involving the Bruins since January 30, 1966.
• March 1, 1977: Mike Milbury ties a team rookie record with four assists in an 8-3 win vs. Detroit.
• March 24, 1977: Mike Milbury sets a club single-season penalty minute record as a fighting major and game misconduct give him 162 on the season.
• April 3, 1977: Jean Ratelle has two assists in a 8-4 win over Toronto to become the third Bruin to record 1,000 NHL points.

Jean Ratelle became the third Bruin to record 1,000 NHL points with a two-assist effort on April 3, 1977.

1977-78

Gm	Date		Opponent	Score	
1	Oct.	13	Atlanta	T	2-2
2		15	at NY Islanders	L	1-3
3		16	Montreal	L	0-2
4		19	at St. Louis	W	7-3
5		22	at Los Angeles	W	4-3
6		23	at Vancouver	T	3-3
7		25	at Colorado	T	4-4
8		26	at Minnesota	L	0-3
9		29	at Pittsburgh	W	5-3
10	Nov.	3	Buffalo	L	1-4
11		5	at Montreal	L	2-5
12		6	NY Islanders	W	5-3
13		10	Los Angeles	W	5-2
14		12	at Atlanta	W	6-3
15		13	Cleveland	W	3-1
16		17	Vancouver	T	4-4
17		19	at Toronto	W	3-1
18		20	Chicago	W	1-0
19		23	at Buffalo	W	2-0
20		24	Washington	W	6-0
21		26	NY Rangers	W	3-2
22		27	St. Louis	W	4-1
23	Dec.	1	Minnesota	W	4-2
24		3	at Cleveland	T	4-4
25		4	Toronto	W	3-1
26		8	Detroit	W	6-4
27		10	Pittsburgh	W	6-2
28		11	at NY Rangers	W	8-2
29		15	at Philadelphia	L	4-6
30		17	at NY Islanders	L	1-4
31		18	Cleveland	W	2-1
32		21	Colorado	W	6-3
33		23	Philadelphia	W	6-1
34		27	at Washington	W	6-3
35		28	at Cleveland	T	5-5
36		31	at Detroit	W	7-0
37	Jan.	4	at Chicago	W	3-0
38		7	at Minnesota	W	3-1
39		8	at Buffalo	L	3-5
40		10	NY Rangers	L	2-3
41		12	Los Angeles	W	6-1
42		14	at Montreal	L	3-5
43		19	Washington	W	4-1
44		21	Detroit	W	7-1
45		22	Cleveland	L	2-3
46		26	Colorado	W	4-3
47		27	at Washington	W	5-2
48		29	Pittsburgh	W	8-2
49	Feb.	1	at St. Louis	W	5-3
50		2	at Buffalo	L	1-3
51		4	at Pittsburgh	W	8-1
52		5	Toronto	T	3-3
53		9	at Detroit	W	5-3
54		15	at Toronto	W	4-2
55		18	at Chicago	L	2-4
56		21	at Colorado	W	3-2
57		22	at Vancouver	W	6-4
58		25	at Los Angeles	W	4-2
59		28	Philadelphia	T	4-4
60	Mar.	2	Atlanta	W	4-3
61		4	Buffalo	W	7-3
62		5	Vancouver	W	6-3
63		7	St. Louis	W	7-2
64		9	at Detroit	T	2-2
65		11	at Philadelphia	L	2-6
66		12	Los Angeles	W	9-3
67		16	Minnesota	W	7-2
68		18	at NY Rangers	W	6-3
69		19	Toronto	W	6-4
70		21	at Cleveland	W	5-3
71		23	Chicago	W	7-0
72		25	at Atlanta	L	3-6
73		26	Montreal	T	2-2
74		28	at Washington	T	4-4
75		30	Pittsburgh	W	6-3
76	Apr.	1	at Montreal	L	1-7
77		2	NY Rangers	W	8-3
78		6	Buffalo	L	2-5
79		8	at Toronto	W	3-1
80		9	NY Islanders	L	2-5

Player	GP	G	A	PTS	PIM
Terry O'Reilly	77	29	61	90	211
Jean Ratelle	80	25	59	84	10
Peter McNab	79	41	39	80	4
Brad Park	80	22	57	79	79
Wayne Cashman	76	24	38	62	69
Rick Middleton	79	25	35	60	8
Gregg Sheppard	54	23	36	59	24
Bobby Schmautz	54	27	27	54	87
Don Marcotte	77	20	34	54	16
Stan Jonathan	68	27	25	52	116
Bob Miller	76	20	20	40	41
Mike Milbury	80	8	30	38	151
John Wensink	80	16	20	36	181
Rick Smith	79	7	29	36	69
John Bucyk	53	5	13	18	18
Gary Doak	61	4	13	17	50
Dennis O'Brien/Minnesota	13	0	2	2	32
/Colorado	16	0	2	2	12
/Cleveland	23	0	3	3	31
/Boston	16	2	3	5	29
/Total	68	2	10	12	104
Matti Hagman	15	4	1	5	2
Mike Forbes	32	0	4	4	15
Dwight Foster	14	2	1	3	6
Doug Halward	25	0	2	2	2
Gerry Cheevers	21	0	1	1	14
Gilles Gilbert	25	0	1	1	8
Ron Grahame	40	0	1	1	0
Darryl Edestrand	1	0	0	0	0
Jim Pettie	1	0	0	0	6
Steve Langdon	2	0	0	0	0
Clayton Pachal	10	0	0	0	14

Goaltender	GP	MINS	W-L-T	GA	GAA
Gilles Gilbert	25	1326	15-6-2	56	2.53
Gerry Cheevers	21	1086	10-5-2	48	2.65
Ron Grahame	40	2328	26-6-7	107	2.76
Jim Pettie	1	60	0-1-0	6	6.00

1977-78 NOTABLES:

Home Record.....29-6-5
Road Record..... 22-12-6
Overall Record.....51-18-11

• The Bruins set a league record with 11 players scoring 20-or-more goals.
• Brad Park is named a First Team NHL All-Star.
• Terry O'Reilly finishes seventh overall in the league's scoring race.
• December 15, 1977: A 6-4 loss in Philadelphia snaps Boston's 17-game unbeaten streak at 15-0-2.
• April 2, 1978: Wayne Cashman ties a club record with four goals in an 8-3 win over NY Rangers.

Terry O'Reilly led the team in points and penalty minutes in 1977-78, becoming only the second player in team history to do so.

1978-79

Gm	Date		Opponent	Score	
1	Oct.	12	Pittsburgh	W	8-2
2		14	at Pittsburgh	T	4-4
3		15	Toronto	W	4-2
4		18	at Los Angeles	W	3-2
5		20	at Vancouver	W	5-1
6		22	at Chicago	L	5-6
7		24	at St. Louis	W	7-2
8		25	at Minnesota	T	2-2
9		28	at Toronto	W	5-3
10	Nov.	2	NY Islanders	W	4-1
11		4	Philadelphia	L	3-7
12		5	Montreal	T	1-1
13		9	Washington	W	6-2
14		11	at Detroit	L	1-7
15		12	at Buffalo	T	4-4
16		16	Toronto	L	4-6
17		17	at Atlanta	W	6-2
18		19	St. Louis	W	5-2
19		23	Buffalo	W	5-2
20		25	at Washington	T	5-5
21		26	Atlanta	W	4-2
22		30	at Buffalo	W	4-3
23	Dec.	2	Philadelphia	W	5-3
24		3	at NY Rangers	W	3-2
25		5	at Toronto	W	5-1
26		7	Detroit	W	6-5
27		9	at Philadelphia	L	2-9
28		10	Minnesota	T	4-4
29		12	Vancouver	W	7-3
30		14	Washington	W	5-2
31		16	NY Rangers	W	4-1
32		17	at NY Rangers	W	4-1
33		21	Colorado	W	4-2
34		23	Buffalo	W	6-4
35		27	at Toronto	T	1-1
36		30	at Montreal	L	1-6
37		31	at Buffalo	W	7-3
38	Jan.	3	at Chicago	W	6-3
39		5	at Colorado	W	5-3
40		6	at Minnesota	W	5-2
41		11	Minnesota	W	6-4
42		13	at Pittsburgh	L	3-5
43		14	Los Angeles	L	3-6
44		16	at St. Louis	L	2-5
45		18	St. Louis	W	4-0
46		20	Buffalo	L	1-2
47		22	Atlanta	W	3-1
48		25	NY Islanders	L	2-4
49		27	at Montreal	L	1-3
50		28	Los Angeles	L	3-5
51		31	at Chicago	T	2-2
52	Feb.	1	Chicago	W	6-1
53		3	at NY Islanders	T	4-4
54		4	Vancouver	W	6-1
55		14	at NY Rangers	L	1-5
56		15	at Philadelphia	L	3-5
57		17	at Minnesota	T	3-3
58		20	at Colorado	W	5-3

59	Feb.	21	at Los Angeles	L	1-3
60		24	at Vancouver	W	4-3
61		27	Colorado	L	2-4
62	Mar.	1	Philadelphia	T	4-4
63		3	Minnesota	W	5-0
64		4	at Detroit	W	6-4
65		8	at Atlanta	L	5-7
66		10	at Minnesota	W	4-3
67		11	NY Islanders	T	4-4
68		13	at NY Islanders	L	2-7
69		15	NY Rangers	L	4-7
70		17	Chicago	W	4-2
71		19	Toronto	W	4-3
72		22	Pittsburgh	L	1-3
73		24	Detroit	W	5-2
74		28	at Buffalo	L	2-9
75		29	Minnesota	W	7-4
76		31	at Washington	W	4-1
77	Apr.	1	Montreal	T	3-3
78		4	at Toronto	T	3-3
79		5	Buffalo	L	3-9
80		8	Toronto	W	6-3

Player	GP	G	A	PTS	PIM
Rick Middleton	71	38	48	86	7
Peter McNab	76	35	45	80	10
Terry O'Reilly	80	26	51	77	205
Jean Ratelle	80	27	45	72	12
Wayne Cashman	75	27	40	67	63
Bob Miller	77	15	33	48	30
Don Marcotte	79	20	27	47	10
John Wensink	76	28	18	46	106
Bobby Schmautz	65	20	22	42	77
Brad Park	40	7	32	39	10
Mike Milbury	74	1	34	35	149
Dick Redmond	64	7	26	33	21
Al Sims	67	9	20	29	28
Rick Smith	65	7	18	25	46
Mike Walton/St. Louis	22	7	11	18	6
/Boston	14	4	2	6	0
/Total	36	11	13	24	6
Dwight Foster	44	11	13	24	14
Al Secord	71	16	7	23	125
Gary Doak	63	6	11	17	28
Stan Jonathan	33	6	9	15	96
Dennis O'Brien	64	2	8	10	107
Bill Bennett	7	1	4	5	2
Tom Songin	17	3	1	4	0
Gerry Cheevers	43	0	2	2	23
Graeme Nicolson	1	0	0	0	0
Ab DeMarco	3	0	0	0	0
Jim Pettie	19	0	0	0	17
Gilles Gilbert	23	0	0	0	16

Goaltender	GP	MINS	W-L-T	GA	GAA
Gerry Cheevers	43	2509	23-9-10	132	3.16
Gilles Gilbert	23	1254	12-8-2	74	3.54
Jim Pettie	19	1037	8-6-2	62	3.59



Rick Middleton led the team in goals and points in the 1978-79 season.

1978-79 NOTABLES:

Home Record.....25-10-5
Road Record.....18-13-9
Overall Record.....43-23-14

- The Bruins win their fourth straight Adams Division title.
- December 30, 1978: Gerry Cheevers' 16-game unbeaten streak is snapped at 12-0-4 with a 6-1 loss in Montreal.
- January 9, 1979: Bobby Orr's number 4 jersey is retired in ceremonies prior to the Bruins' hosting of the Soviet Wings in an exhibition game.
- March 17, 1979: Brad Park ties a club record with four assists in the first period as he assists on all Boston goals in a 4-2 win over Chicago.

1979-80

Gm	Date		Opponent	Score	
1	Oct.	11	Winnipeg	W	4-0
2		13	at Washington	W	5-2
3		14	Pittsburgh	L	1-4
4		18	NY Islanders	W	3-2
5		20	Los Angeles	W	5-4
6		23	at St. Louis	T	5-5
7		26	at Winnipeg	L	2-3
8		28	at Chicago	W	4-1
9		30	at Los Angeles	T	4-4
10	Nov.	2	at Vancouver	T	3-3
11		4	at Edmonton	W	2-1
12		8	Edmonton	W	4-2
13		10	at Pittsburgh	W	6-1
14		11	Atlanta	W	6-3
15		15	Washington	W	3-2
16		17	at Toronto	W	2-0
17		18	Hartford	W	5-4
18		20	at Quebec	W	5-3
19		22	Quebec	W	7-4
20		24	at Montreal	L	1-3
21		25	Montreal	W	4-2
22		27	Buffalo	L	2-5
23	Dec.	1	at Detroit	L	3-6
24		2	Colorado	L	3-5
25		4	at Philadelphia	T	2-2
26		6	at NY Islanders	L	3-4
27		9	Vancouver	W	5-3
28		13	Detroit	T	6-6
29		15	Chicago	L	1-2
30		16	at Buffalo	W	5-1
31		20	Toronto	W	10-0
32		22	Philadelphia	L	2-5
33		23	at NY Rangers	W	4-3
34		26	at Atlanta	W	5-3
35		30	at Chicago	L	3-5
36	Jan.	2	at Minnesota	L	1-2
37		4	at Winnipeg	W	2-1
38		8	at Colorado	T	2-2
39		10	St. Louis	L	4-7
40		12	Atlanta	W	5-3
41		13	Colorado	W	6-2
42		16	at Quebec	W	3-1
43		17	Edmonton	W	7-1
44		19	NY Rangers	W	6-3
45		21	Minnesota	W	3-0
46		24	Buffalo	W	4-3
47		26	at Pittsburgh	W	6-4
48		27	Pittsburgh	L	3-5
49		30	at Hartford	L	2-8
50		31	NY Islanders	W	4-2
51	Feb.	2	Quebec	W	7-2
52		3	at Philadelphia	T	3-3
53		7	Toronto	W	8-6
54		9	Chicago	W	5-2
55		10	Montreal	L	2-3
56		14	at Buffalo	T	3-3
57		16	at Colorado	W	5-3
58		20	at Los Angeles	L	0-3
59		23	at Vancouver	T	4-4
60		24	at Edmonton	W	4-2
61		27	at Hartford	W	6-3
62		28	NY Rangers	L	2-5
63	Mar.	1	Los Angeles	W	4-0
64		2	at NY Rangers	L	1-2
65		5	at Detroit	W	5-3
66		8	at NY Islanders	W	5-3
67		9	Hartford	T	1-1
68		12	at Washington	L	4-6
69		13	Detroit	W	4-2
70		15	Vancouver	T	2-2
71		16	Washington	T	3-3
72		18	at St. Louis	T	3-3
73		19	at Minnesota	L	4-7
74		22	at Atlanta	W	5-2
75		23	Philadelphia	W	7-2
76		27	St. Louis	W	7-1
77		30	Winnipeg	W	3-1
78	Apr.	2	at Toronto	W	5-2
79		5	at Montreal	L	1-6
80		6	Minnesota	W	4-2

Player	GP	G	A	PTS	PIM
Rick Middleton	80	40	52	92	24
Peter McNab	74	40	38	78	10
Jean Ratelle	67	28	45	73	8
Ray Bourque	80	17	48	65	73
Terry O'Reilly	71	19	42	61	265
Dick Redmond	76	14	33	47	39
Bob Miller	80	16	25	41	53
Stan Jonathan	79	21	19	40	208
Al Secord	77	23	16	39	170
Dwight Foster	57	10	28	38	42
Bobby Lalonde/Atlanta	3	0	1	1	2
/Boston	71	10	25	35	28
/Total	74	10	26	36	30
Wayne Cashman	44	11	21	32	19
Craig MacTavish	46	11	17	28	8
Rick Smith	78	8	18	26	62
Mike Milbury	72	10	13	23	59
Brad Park	32	5	16	21	27
John Wensink	69	9	11	20	110
Brad McCrimmon	72	5	11	16	94
Don Marcotte	32	4	11	15	0
Bobby Schmautz	20	8	6	14	8
Gary Doak	52	0	5	5	45
Tom Songin	17	1	3	4	16
Gilles Gilbert	33	0	1	1	10
Marco Baron	1	0	0	0	0
Doug Morrison	1	0	0	0	0
Jim Stewart	1	0	0	0	0
Dennis O'Brien	3	0	0	0	2
Yves Belanger	8	0	0	0	0
Gerry Cheevers	42	0	0	0	62

Goaltender	GP	MINS	W-L-T	GA	GAA
Gilles Gilbert	33	1933	20-9-3	88	2.73
Gerry Cheevers	42	2479	24-11-7	116	2.81
Marco Baron	1	40	0-0-0	2	3.00
Yves Belanger	8	328	2-0-3	19	3.48
Jim Stewart	1	20	0-1-0	5	15.00

Peter McNab hit the 40-goal mark for the second time in his career in 1979-80.

1979-80 NOTABLES:

Home Record.....27-9-4
Road Record.....19-12-9
Overall Record.....46-21-13

- Ray Bourque becomes the first non-goaltender in league history to win the Calder Trophy and be named a First Team All-Star in the same season.
- Bourque sets an NHL record for points in a season by a rookie defenseman with 65.
- October 11, 1979: Ray Bourque plays his first NHL game and records his first NHL points with a goal and an assist in a 4-0 victory over Winnipeg.
- February 7, 1980: Ray Bourque has three assists in an 8-6 win over Toronto to set a new team single-season rookie assists record.
- March 5, 1980: Ray Bourque has a goal and two assists to set a new team single-season rookie points mark.
- March 13, 1980: John Bucyk's number 9 is retired by the team in pre-game ceremonies.
- April 2, 1980: Gerry Cheevers gets a two-minute delay of game penalty to set a new NHL single-season goaltender penalty minutes record at 62.

1980-81

Gm	Date		Opponent	Score	
1	Oct.	9	NY Rangers	W	7-2
2		11	at NY Islanders	L	2-5
3		12	Montreal	W	3-2
4		15	at Minnesota	L	2-3
5		16	at Calgary	L	1-2
6		18	at St. Louis	L	2-3
7		22	at Los Angeles	L	0-4
8		24	at Vancouver	L	2-3

9	Oct.	26	at Winnipeg	T	7-7
10		30	Calgary	L	1-3
11	Nov.	2	at Philadelphia	L	2-4
12		6	NY Islanders	L	2-4
13		9	Pittsburgh	W	7-4
14		11	at Detroit	T	4-4
15		13	Winnipeg	T	5-5
16		15	at Pittsburgh	W	7-4
17		16	Philadelphia	W	1-0
18		20	Colorado	W	4-2
19		22	at Washington	T	2-2
20		23	Toronto	T	5-5
21		26	at NY Rangers	L	4-6
22		27	Pittsburgh	T	3-3
23		29	Edmonton	W	6-3
24	Dec.	2	Detroit	W	5-3
25		6	at Montreal	L	1-4
26		7	Washington	W	7-3
27		10	at Quebec	W	6-4
28		11	Quebec	L	3-5
29		13	Vancouver	L	1-2
30		14	Los Angeles	W	7-1
31		17	at Hartford	L	4-5
32		18	St. Louis	L	3-7
33		20	Hartford	T	4-4
34		27	at Toronto	W	6-3
35		28	at Buffalo	L	2-5
36		31	at Chicago	W	4-2
37	Jan.	2	at Edmonton	L	4-7
38		3	at Colorado	L	1-4
39		5	at Winnipeg	W	4-1
40		8	Detroit	W	7-4
41		10	at NY Islanders	W	3-2
42		12	Minnesota	W	4-3
43		13	at Detroit	T	3-3
44		15	at Chicago	L	2-3
45		17	Philadelphia	W	6-4
46		19	Buffalo	W	5-1
47		22	St. Louis	W	7-3
48		24	Los Angeles	L	4-6
49		26	Colorado	W	5-3
50		29	Winnipeg	W	7-6
51	Feb.	1	NY Islanders	W	6-3
52		4	at Hartford	T	3-3
53		5	NY Rangers	W	6-3
54		7	at Montreal	L	2-6
55		8	Quebec	L	3-4
56		12	at Colorado	T	3-3
57		14	at Los Angeles	W	5-4
58		18	at Vancouver	W	7-5
59		20	at Edmonton	W	5-1
60		21	at Calgary	L	2-7
61		25	at Quebec	L	3-5
62		26	Minnesota	W	5-1
63	Mar.	1	Buffalo	W	6-4
64		3	at St. Louis	L	2-4
65		4	at Minnesota	T	3-3
66		7	Chicago	W	7-1
67		8	Vancouver	W	4-1
68		11	at Toronto	T	4-4
69		13	at Washington	W	7-1
70		15	Hartford	W	4-2
71		18	at NY Rangers	L	2-3
72		19	at Philadelphia	L	3-5
73		21	Calgary	W	4-3
74		23	Edmonton	W	7-2
75		26	Toronto	L	2-3
76		28	Chicago	W	5-2
77		30	at Buffalo	T	2-2
78	Apr.	2	Washington	L	2-3
79		4	at Pittsburgh	W	5-2
80		5	Montreal	L	2-4

Player	GP	G	A	PTS	PIM
Rick Middleton	80	44	59	103	16
Peter McNab	80	37	46	83	24
Brad Park	78	14	52	66	111
Wayne Cashman	77	25	35	60	80
Ray Bourque	67	27	29	56	96
Steve Kasper	76	21	35	56	94
Mike O'Connell/Chicago	34	5	16	21	32
/Boston	48	10	22	32	42
/Total	82	15	38	53	74
Dwight Foster	77	24	28	52	62
Terry O'Reilly	77	8	35	43	223
Stan Jonathan	74	14	24	38	192
Jean Ratelle	47	11	26	37	16
Dick Redmond	78	15	20	35	60
Don Marcotte	72	20	13	33	32
Brad McCrimmon	78	11	18	29	148
Keith Crowder	47	13	12	25	172
Mike Gillis/Colorado	51	11	7	18	54
/Boston	17	2	4	6	15
/Total	68	13	11	24	69
Mike Milbury	77	0	18	18	222
Bobby Lalonde	62	4	12	16	31
Doug Morrison	18	7	3	10	13
Bob Miller	30	4	4	8	19
Craig MacTavish	24	3	5	8	13
Barry Pederson	9	1	4	5	6
Larry Melnyk	26	0	4	4	39
Al Secord	18	0	3	3	42
Tom Songin	9	1	1	2	6
Jim Craig	23	0	1	1	11
Rogie Vachon	53	0	1	1	6
Marco Baron	10	0	0	0	7
Gary Doak	11	0	0	0	12

Goaltender	GP	MINS	W-L-T	GA	GAA
Marco Baron	10	507	3-4-1	24	2.84
Rogie Vachon	53	3021	25-19-6	168	3.34
Jim Craig	23	1272	9-7-6	78	3.68

Brad Park became just the second defenseman in NHL history to record 500 career assists on December 11, 1980 vs. Quebec.

1980-81 NOTABLES:

Home Record..... 26-10-4
Road Record..... 11-20-9
Overall Record.....37-30-13

- Ray Bourque earns a Second Team All-Star berth.
- November 16, 1980: Rogie Vachon records his 50th NHL shutout with a 1-0 win vs. Philadelphia.
- December 11, 1980: Brad Park becomes just the second defenseman in NHL history to record 500 career assists in a 5-3 loss to Quebec.
- February 26, 1981: Boston and Minnesota combine for a league-record 406 penalty minutes as the Bruins are called for 195 and the North Stars are whistled for 211. Keith Crowder sets a club mark with 43 PIM in the game (four minors, one major, two 10-minute misconducts, one game misconduct).
- March 28, 1981: Rick Middleton has three assists in a 5-2 win over Chicago to hit the 100-point mark for the first time in his career.

1981-82

Gm	Date		Opponent	Score	
1	Oct.	8	Quebec	L	5-7
2		10	at Hartford	T	1-1
3		11	Washington	W	6-3
4		14	at Chicago	W	8-5
5		16	at Colorado	W	6-1
6		17	at Los Angeles	W	5-4
7		20	at St. Louis	W	4-3
8		22	at Detroit	T	2-2
9		24	at Montreal	L	0-7
10		29	Montreal	T	5-5
11		31	NY Rangers	W	7-3
12	Nov.	1	Hartford	W	4-1
13		5	Vancouver	W	2-1
14		7	at Quebec	W	10-1
15		8	Minnesota	L	1-4
16		12	Edmonton	W	5-2
17		14	Pittsburgh	T	3-3
18		15	at Buffalo	L	1-3
19		19	Hartford	W	6-1
20		21	at Toronto	W	5-3
21		22	Quebec	L	1-6
22		24	at NY Islanders	L	1-3
23		26	Philadelphia	L	1-3
24		28	NY Islanders	W	5-4
25	Dec.	3	Buffalo	W	6-3
26		5	at Quebec	W	5-3
27		9	at NY Rangers	W	4-3
28		10	St. Louis	L	2-3
29		13	Colorado	W	5-1
30		17	Montreal	L	1-5
31		19	at Montreal	L	2-5
32		20	Los Angeles	W	6-4
33		23	at Washington	W	7-4
34		26	at Hartford	W	9-6
35		29	at Vancouver	W	5-3
36		30	at Calgary	W	4-2
37	Jan.	2	at Edmonton	T	4-4
38		3	at Winnipeg	W	8-5
39		5	at Montreal	L	1-3
40		7	Winnipeg	W	8-6
41		9	at Quebec	L	1-6
42		11	Toronto	W	5-2
43		14	NY Islanders	W	5-4
44		16	Hartford	T	3-3
45		17	at Philadelphia	L	3-7
46		20	at Pittsburgh	L	4-5
47		21	Toronto	W	4-2
48		23	Washington	W	3-1
49		25	Calgary	T	3-3
50		28	Montreal	L	3-6
51		30	at Hartford	L	2-3
52		31	Colorado	W	4-2
53	Feb.	3	at Buffalo	W	5-2
54		4	Buffalo	W	5-2
55		6	Chicago	L	3-4
56		11	at Minnesota	W	4-2
57		13	at Calgary	L	3-6
58		14	at Edmonton	T	2-2
59		17	at Vancouver	L	3-6
60		20	at Detroit	W	7-5
61		21	at Philadelphia	W	1-0
62		24	at Hartford	L	3-4
63		27	NY Rangers	L	4-6
64	Mar.	2	at St. Louis	T	2-2
65		3	at Pittsburgh	W	3-2
66		6	Los Angeles	W	4-0
67		7	at Chicago	L	1-5
68		9	at Montreal	L	2-4
69		11	Winnipeg	W	7-4
70		13	Detroit	W	5-3
71		14	Montreal	L	2-5
72		16	at Buffalo	T	3-3
73		20	Buffalo	W	6-4
74		22	Quebec	W	5-4
75		25	Buffalo	W	5-1
76		27	Minnesota	L	5-6
77		28	at Buffalo	L	5-9
78	Apr.	1	Quebec	L	5-8
79		3	at Quebec	W	5-4
80		4	Hartford	W	7-2

Player	GP	G	A	PTS	PIM
Rick Middleton	75	51	43	94	12
Barry Pederson	80	44	48	92	53
Peter McNab	80	36	40	76	19
Ray Bourque	65	17	49	66	51
Brad Park	75	14	42	56	82
Terry O'Reilly	70	22	30	52	213
Steve Kasper	73	20	31	51	72
Keith Crowder	71	23	21	44	101
Wayne Cashman	64	12	31	43	59
Tom Fergus	61	15	24	39	12
Mike O'Connell	80	5	34	39	75
Don Marcotte	69	13	21	34	14
Normand Leveille	66	14	19	33	49
Bruce Crowder	63	16	11	27	31
Stan Jonathan	67	6	17	23	57
Mike Gillis	53	9	8	17	54
Mike Milbury	51	2	10	12	71
Brad McCrimmon	78	1	8	9	83
Randy Hillier	25	0	8	8	29
Larry Melnyk	48	0	8	8	84
Mike Krushelnyski	17	3	3	6	2
Marco Baron	44	0	2	2	35
Craig MacTavish	2	0	1	1	0
Rogie Vachon	38	0	1	1	0
Dave Barr	2	0	0	0	0
Mike Moffat	2	0	0	0	0
Doug Morrison	3	0	0	0	0
Dick Redmond	17	0	0	0	4

Goaltender	GP	MINS	W-L-T	GA	GAA
Mike Moffat	2	120	2-0-0	6	3.00
Marco Baron	44	2515	22-16-4	144	3.44
Rogie Vachon	38	2165	19-11-6	132	3.66

Steve Kasper won the Selke Trophy in 1981-82.

1981-82 NOTABLES:

Home Record.....24-12-4
Road Record.....19-15-6
Overall Record.....43-27-10

• Steve Kasper wins the Selke Trophy and Rick Middleton takes home the Lady Byng Trophy.
• Ray Bourque is voted to the First All-Star Team while Middleton takes Second Team honors.
• November 1, 1981: Marco Baron's shutout bid is spoiled by a Rick Meagher goal at 19:59 of the third period in a 4-1 win over Hartford.
• November 7, 1981: The Nordiques score the game's opening tally before Boston scores ten unanswered goals in a 10-1 victory.
• November 19, 1981: Wayne Cashman ties a club record with four assists in the second period of a 6-1 win over Hartford.
• February 4, 1982: Barry Pederson scores twice in a 5-2 win over Buffalo and sets a new club rookie goals record with his 27th and 28th of the season.
• February 27, 1982: Barry Pederson sets a team rookie points record with his 66th and 67th of the season in a two-assist effort vs. NY Rangers.
• March 25, 1982: Barry Pederson becomes just the fifth rookie in NHL history to score 40 goals in a season in a 5-1 win over Buffalo.
• March 28, 1982: Rick Middleton scores his 50th goal of the season in a 9-5 loss in Buffalo.
• April 4, 1982: Barry Pederson ties a club mark with a 3-4=7 effort as he figures in all Boston goals in a 7-2 win over Hartford.

1982-83

Gm	Date		Opponent	Score	
1	Oct.	7	Montreal	L	1-5
2		9	at Hartford	W	5-4
3		10	Pittsburgh	W	4-3
4		12	at New Jersey	T	2-2
5		14	Vancouver	W	2-1
6		16	Edmonton	T	6-6
7		19	at Calgary	W	3-1
8		21	at Edmonton	W	5-3
9		23	at Vancouver	L	2-3
10		24	at Los Angeles	L	4-5
11		27	at Toronto	L	1-4
12		30	at Montreal	T	4-4
13	Nov.	3	at Buffalo	W	3-2
14		4	Hartford	L	2-5
15		7	Detroit	W	7-0
16		11	Quebec	L	2-3
17		13	Buffalo	W	3-2
18		14	St. Louis	W	7-3
19		16	at Quebec	W	7-4
20		18	at NY Islanders	W	3-1
21		20	at Pittsburgh	L	3-4
22		21	Calgary	W	2-1
23		24	at Philadelphia	T	4-4
24		25	NY Islanders	T	1-1
25		27	Hartford	W	8-0
26	Dec.	2	Quebec	T	3-3
27		4	at Montreal	W	6-4
28		5	Philadelphia	W	6-4
29		7	at Quebec	L	5-10
30		9	Montreal	W	8-5
31		11	Chicago	W	4-2
32		12	at Washington	L	3-4
33		16	Buffalo	W	8-1
34		18	Los Angeles	W	4-0
35	Dec.	23	at Hartford	W	5-1
36		26	New Jersey	W	5-2
37		28	at St. Louis	W	3-0
38		31	at Minnesota	W	5-3
39	Jan.	2	at Winnipeg	L	4-6
40		5	at Chicago	W	4-1
41		7	at New Jersey	T	2-2
42		8	at Montreal	W	2-1
43		12	at Toronto	W	6-4
44		13	Quebec	W	2-0
45		15	NY Rangers	W	2-0
46		17	Minnesota	W	4-3
47		20	Buffalo	W	4-0
48		22	at Detroit	W	3-1
49		24	at NY Rangers	W	3-1
50		29	Detroit	W	7-3
51		31	Winnipeg	T	2-2
52	Feb.	3	Quebec	W	5-3
53		5	Hartford	W	7-4
54		6	at Buffalo	W	5-1
55		10	Pittsburgh	W	7-3
56		13	Vancouver	W	3-1
57		16	at Buffalo	L	1-3
58		18	at Winnipeg	L	5-6
59		19	at Minnesota	W	6-2
60		22	at Los Angeles	L	3-5
61		25	at Buffalo	L	6-7
62		27	at Hartford	W	4-3
63		28	Toronto	W	6-3
64	Mar.	3	Buffalo	L	2-3
65		5	Chicago	W	6-3
66		6	Edmonton	W	5-2
67		8	at Quebec	W	11-5
68		10	Montreal	L	1-3
69		12	Philadelphia	W	5-2
70		13	at Washington	L	4-6
71		17	Washington	L	1-2
72		19	Calgary	T	2-2
73		20	at NY Rangers	W	4-0
74		22	at NY Islanders	W	3-1
75		24	St. Louis	W	7-6
76		26	Hartford	W	7-4
77		27	at Hartford	L	1-5
78		29	at Quebec	W	4-3
79	Apr.	2	at Montreal	L	1-2
80		3	Montreal	T	4-4

Pete Peeters won the Vezina Trophy in 1982-83 as the first Boston goaltender to capture the award since 1941-42.

Player	GP	G	A	PTS	PIM
Barry Pederson	77	46	61	107	47
Rick Middleton	80	49	47	96	8
Keith Crowder	74	35	39	74	105
Peter McNab	74	22	52	74	23
Ray Bourque	65	22	51	73	20
Mike Krushelnyski	79	23	42	65	43
Tom Fergus	80	28	35	63	39
Mike O'Connell	80	14	39	53	42
Bruce Crowder	80	21	19	40	58
Brad Park	76	10	26	36	82
Craig MacTavish	75	10	20	30	18
Luc Dufour	73	14	11	25	107
Mike Milbury	78	9	15	24	216
Terry O'Reilly	19	6	14	20	40
Brad Palmer	73	6	11	17	18
Wayne Cashman	65	4	11	15	20
Marty Howe	78	1	11	12	24
Randy Hillier	70	0	10	10	99
Normand Leveille	9	3	6	9	0
Steve Kasper	24	2	6	8	24
Gord Kluzak	70	1	6	7	105
Dave Barr	10	1	1	2	7
Pete Peeters	62	0	2	2	33
Mike Gillis	5	0	1	1	0
Stan Jonathan	1	0	0	0	0
Larry Melnyk	1	0	0	0	0
Scott McLellan	2	0	0	0	0
Marco Baron	9	0	0	0	4
Mike Moffat	13	0	0	0	2

Goaltender	GP	MINS	W-L-T	GA	GAA
Pete Peeters	62	3611	40-11-9	142	2.36
Marco Baron	9	516	6-3-0	33	3.84
Mike Moffat	13	673	4-6-1	49	4.37

1982-83 NOTABLES:

Home Record.....28-6-6
Road Record.....22-14-4
Overall Record.....50-20-10

• The Bruins win the Adams Division title, reaching the 50-win mark for the sixth time in their history.
• Pete Peeters wins the Vezina Trophy as the league's top goaltender and earns a First Team All-Star berth as well.
• Ray Bourque is named to the Second All-Star Team.
• Barry Pederson ranks sixth overall in the league's scoring race.
• October 23, 1982: Normand Leveille suffers a career-ending cerebral hemorrhage during the first intermission of a game in Vancouver.
• February 3, 1983: Wayne Cashman plays his 1,000th NHL game in a 5-3 win over Quebec.
• February 13, 1983: Pete Peeters extends his unbeaten streak to 31 games at 26-0-5 with a 3-1 win over Vancouver. It is the second longest such streak in NHL history, trailing only Gerry Cheevers' NHL mark of 32 games.
• March 8, 1983: Ray Bourque becomes the first Bruins defenseman since Bobby Orr to record a hat trick.

1983-84

Gm	Date		Opponent	Score	
1	Oct.	6	Quebec	W	9-3
2		8	at Hartford	L	3-4
3		9	Hartford	W	4-1
4		13	Montreal	W	4-2
5		15	Buffalo	W	5-3
6		18	at Quebec	L	3-5
7		20	at Philadelphia*	T	3-3
8		22	at Pittsburgh	W	6-1
9		25	at Chicago	L	1-5
10		27	at Minnesota	W	8-1
11		29	at St. Louis	W	3-2
12	Nov.	3	St. Louis	W	9-5
13		5	at Montreal	W	10-4
14		6	Los Angeles	W	7-3
15		9	at Buffalo	L	1-3
16		12	at Quebec	W	6-4
17		13	Washington	W	4-2
18		17	Toronto	W	4-1
19		19	NY Rangers*	T	6-6
20		22	at Montreal	L	2-4
21		24	Quebec	L	3-6
22		26	New Jersey	W	6-2
23	Dec.	1	Vancouver	W	7-1
24		3	Minnesota	L	2-6
25		5	at Washington	W	4-1
26		6	at Pittsburgh	W	5-3
27		8	Montreal	W	6-2
28		10	Buffalo	L	2-4
29		11	Winnipeg	W	4-2
30		15	Hartford	W	4-2
31		17	Chicago	L	2-5
32		18	at Chicago	W	5-1
33		20	at Hartford	W	7-2
34		22	Minnesota	L	2-4
35		26	at Buffalo	W	2-1
36		28	at Calgary	W	5-3
37		30	at Edmonton	L	0-2
38		31	at Vancouver*	T	5-5
39	Jan.	3	at NY Islanders	W	4-2
40		5	Quebec	L	3-8
41		7	NY Rangers	W	5-2
42		11	at Detroit	W	7-2
43		12	at St. Louis	W	6-2
44		14	Pittsburgh	W	7-3
45		16	NY Islanders	W	2-0
46		17	at Quebec	L	3-7
47		19	Quebec	W	4-3
48		21	at Hartford	W	2-0
49		23	Buffalo	L	3-5
50		28	Winnipeg	W	5-2
51		29	Montreal	L	2-7
52	Feb.	2	Buffalo	W	5-3
53		4	Philadelphia	W	8-5

54	Feb.	5	Detroit	L	5-6
55		8	at Toronto	L	4-6
56		9	Toronto	L	3-6
57		11	Edmonton	W	4-1
58		15	at Buffalo	L	4-7
59		17	at Edmonton	L	2-5
60		18	at Calgary*	T	5-5
61		21	at Vancouver	W	5-2
62		22	at Los Angeles	W	6-3
63		25	at Winnipeg	L	2-5
64		27	at Buffalo	W	3-1
65	Mar.	1	Los Angeles*	W	4-3
66		3	Hartford*	T	3-3
67		4	at Hartford	L	4-6
68		8	Calgary	W	3-2
69		10	at Montreal	W	4-2
70		11	Washington	L	1-2
71		14	at Detroit	W	4-2
72		15	at Philadelphia	L	3-6
73		17	New Jersey	L	3-5
74		20	at NY Rangers	W	6-4
75		22	NY Islanders*	T	3-3
76		24	at Montreal	W	5-2
77		27	at Quebec	W	6-4
78		29	Hartford	W	4-3
79		31	Montreal	W	2-1
80	Apr.	1	at New Jersey	W	3-1

Player	GP	G	A	PTS	PIM
Barry Pederson	80	39	77	116	64
Rick Middleton	80	47	58	105	14
Ray Bourque	78	31	65	96	57
Tom Fergus	69	25	36	61	12
Mike O'Connell	75	18	42	60	42
Keith Crowder	63	24	28	52	128
Mike Krushelnyski	66	25	20	45	55
Craig MacTavish	70	20	23	43	35
Gord Kluzak	80	10	27	37	135
Peter McNab	52	14	16	30	10
Nevin Markwart	70	14	16	30	121
Dave Silk	35	13	17	30	64
Terry O'Reilly	58	12	18	30	124
Jim Nill/Vancouver	51	9	6	15	78
/Boston	27	3	2	5	81
/Total	78	12	8	20	159
Bruce Crowder	74	6	14	20	44
Mike Milbury	74	2	17	19	159
Guy Lapointe	45	2	16	18	34
Mike Gillis	50	6	11	17	35
Randy Hillier	69	3	12	15	125
Steve Kasper	27	3	11	14	19
Luc Dufour	41	6	4	10	47
Dave Donnelly	16	3	4	7	2
Lyndon Byers	10	2	4	6	32
Doug Kostynski	9	3	1	4	2
Greg Johnston	15	2	1	3	2
John Blum/Edmonton	4	0	1	1	2
/Boston	12	1	1	2	30
/Total	16	1	2	3	32
Brian Curran	16	1	1	2	57
Jim Schoenfeld	39	0	2	2	20
Dave Reid	8	1	0	1	2
Geoff Courtnall	4	0	0	0	0
Mike Moffat	4	0	0	0	0
Doug Keans	33	0	0	0	2
Pete Peeters	50	0	0	0	36

Goaltender	GP	MINS	W-L-T	GA	GAA
Doug Keans	33	1779	19-8-3	92	3.10
Pete Peeters	50	2868	29-16-2	151	3.16
Mike Moffat	4	186	1-1-1	15	4.84



Mike O'Connell set a club record for defensemen with a seven-game goal streak in 1983-84.

1983-84 NOTABLES:

Home Record..... 25-12-3
Road Record..... 24-13-3
Overall Record..... 49-25-6

- The Bruins win the Adams Division crown for the second straight year.
- Linemates Barry Pederson (sixth) and Rick Middleton (tenth) rank among the league's scoring leaders.
- Ray Bourque is named to the First All-Star Team.
- October 20, 1983: The Bruins and Flyers play to a 3-3 tie in Boston's first overtime game since March 7, 1942.
- January 7, 1984: Mike O'Connell scores a goal in Quebec, extending his goal streak to seven games, the longest ever by a club defenseman.
- March 14, 1984: Barry Pederson hits the 100-point mark for the second straight season with two goals in Detroit.
- March 27, 1984: Barry Pederson ties a club record with four goals and adds an assist in a 6-4 win in Quebec. Rick Middleton has a 1-3=4 effort in reaching 100 points for the second time in his career.

1984-85

Gm	Date		Opponent	Score	
1	Oct.	11	Pittsburgh	W	4-3
2		13	at Hartford*	L	2-3
3		14	Hartford	W	4-2
4		16	at Edmonton	L	2-7
5		19	at Calgary	L	2-8
6		21	at Winnipeg	L	2-3
7		24	at St. Louis	W	4-1
8		27	at NY Islanders	W	8-3
9		28	at NY Rangers	W	6-4
10	Nov.	1	Quebec	W	7-1
11		3	at Montreal	L	1-3
12		4	NY Islanders	W	6-2
13		8	Detroit	W	5-2
14		10	at Detroit	W	4-2
15		11	St. Louis*	T	1-1
16		14	at Buffalo	L	2-4
17		15	New Jersey	W	5-3
18		17	Philadelphia	L	3-5
19		21	at Philadelphia	L	3-4
20		24	Chicago	L	1-2
21		25	Montreal	W	7-4
22		29	Edmonton	L	2-4
23	Dec.	1	Washington*	L	4-5
24		3	at Quebec*	T	3-3
25		5	at Buffalo*	T	3-3
26		6	Montreal	L	1-3
27		8	Buffalo	L	1-3
28		12	at NY Rangers*	T	3-3
29		13	Quebec*	T	5-5
30		15	Vancouver*	W	2-1
31		18	at Montreal	W	6-4
32		19	at Hartford	L	5-6
33		22	at Toronto	L	4-6
34		23	Minnesota	W	4-3
35		27	at Los Angeles*	T	6-6
36		29	at Minnesota	W	5-3
37		30	at Winnipeg	W	5-3
38	Jan.	1	at Washington	L	1-5
39		5	NY Rangers*	T	3-3
40		7	Los Angeles*	W	5-4
41		9	at Toronto	W	5-3
42		10	Buffalo	L	0-3
43		12	Detroit	W	4-3
44		15	at New Jersey	W	3-2
45		17	Calgary	L	3-4
46		19	at Quebec	L	3-4
47		21	Montreal	W	3-1
48		24	Buffalo	W	5-2
49		26	Hartford	L	2-3
50		27	at Hartford	W	8-4
51		30	at Buffalo	L	2-6
52		31	Quebec	W	6-5
53	Feb.	2	Winnipeg	L	3-4
54		7	Hartford	W	7-5
55		9	Chicago	L	5-6
56		10	at Chicago	L	3-4
57		14	at Los Angeles*	T	3-3
58		16	at Vancouver*	L	2-3
59		20	at Minnesota	W	3-2
60		23	at NY Islanders	L	1-7
61		28	Philadelphia	W	6-1
62	Mar.	2	Vancouver	W	5-0
63		5	at Quebec	L	4-6
64		7	Hartford	W	4-0
65	Mar.	9	Pittsburgh*	L	5-6
66		10	at Washington	W	3-2
67		13	at Pittsburgh	W	7-3
68		14	at New Jersey	W	7-4
69		16	Calgary	L	3-5
70		18	Quebec	L	4-8
71		21	St. Louis*	T	1-1
72		23	at Hartford	L	2-5
73		24	at Buffalo	W	4-3
74		26	at Montreal	L	3-5
75		28	Edmonton	W	6-3
76		30	Montreal	L	3-7
77	Apr.	2	at Quebec	L	4-6
78		4	Buffalo	W	5-3
79		6	at Montreal*	T	4-4
80		7	Toronto	W	5-1

Player	GP	G	A	PTS	PIM
Ray Bourque	73	20	66	86	53
Rick Middleton	80	30	46	76	6
Ken Linseman	74	25	49	74	126
Tom Fergus	79	30	43	73	75
Keith Crowder	79	32	38	70	152
Charlie Simmer/Los Angeles	5	1	0	1	4
/Boston	63	33	30	63	35
/Total	68	34	30	64	39
Mike O'Connell	78	15	40	55	64
Butch Goring/NY Islanders	29	2	5	7	2
/Boston	39	13	21	34	6
/Total	68	15	26	41	8
Steve Kasper	77	16	24	40	33
Louis Sleigher/Quebec	6	1	2	3	0
/Boston	70	12	19	31	45
/Total	76	13	21	34	45
Terry O'Reilly	63	13	17	30	168
Geoff Courtnall	64	12	16	28	82
Dave Reid	35	14	13	27	27
Morris Lukowich/Winnipeg	47	5	9	14	31
/Boston	22	5	8	13	21
/Total	69	10	17	27	52
Mats Thelin	73	5	13	18	78
John Blum	75	3	13	16	263
Mike Milbury	78	3	13	16	152
Dave Donnelly	38	6	8	14	46
Dave Silk	29	7	5	12	22
Barry Pederson	22	4	8	12	10
Lyndon Byers	33	3	8	11	41
Jim Nill	49	1	9	10	62
Frank Simonetti	43	1	5	6	26
Nevin Markwart	26	0	4	4	36
Brian Curran	56	0	1	1	158
Doug Morrison	1	0	0	0	2
Don Sylvestri	3	0	0	0	2
Greg Johnston	6	0	0	0	0
Doug Kostynski	6	0	0	0	2
Cleon Daskalakis	8	0	0	0	0
Doug Keans	25	0	0	0	6
Pete Peeters	51	0	0	0	20

Goaltender	GP	MINS	W-L-T	GA	GAA
Doug Keans	25	1497	16-6-3	82	3.29
Pete Peeters	51	2975	19-26-4	172	3.47
Don Sylvestri	3	102	0-0-2	6	3.53
Cleon Daskalakis	8	289	1-2-1	24	4.98



Charlie Simmer was one of four 30-goal scorers for the Bruins in 1984-85.

1984-85 NOTABLES:

Home Record..... 21-15-4
Road Record..... 15-19-6
Overall Record..... 36-34-10

- Ray Bourque earns his fourth NHL First Team All-Star berth.

• Bourque sets an NHL record for point streak by a defenseman with four goals and 24 assists during a 17-game stretch from October 27-December 3.

1985-86

Gm	Date		Opponent	Score	
1	Oct.	10	Toronto	W	3-1
2		12	at Detroit	W	9-2
3		13	Montreal	W	7-2
4		16	at Vancouver*	T	3-3
5		18	at Edmonton	L	2-3
6		19	at Calgary	W	6-3
7		22	at Los Angeles	W	5-2
8		27	at NY Rangers	L	1-2
9		29	at New Jersey	W	6-4
10		31	Los Angeles	W	7-4
11	Nov.	2	Chicago	W	5-4
12		5	at Quebec	L	5-7
13		7	Hartford	W	2-1
14		9	at Philadelphia	L	3-5
15		10	Minnesota	W	2-1
16		13	at Buffalo	L	4-6
17		14	at Toronto*	T	6-6
18		16	Washington*	T	2-2
19		18	at Montreal	L	2-6
20		21	NY Islanders*	T	4-4
21		23	Philadelphia	W	5-4
22		28	Quebec	L	0-3
23		30	at Quebec	L	0-2
24	Dec.	1	New Jersey	W	4-2
25		5	Montreal	W	8-6
26		7	at Hartford	L	2-7
27		8	Buffalo*	T	3-3
28		10	at Philadelphia	L	4-7
29		12	Quebec*	T	1-1
30		14	NY Rangers	W	4-2
31		19	Hartford	W	2-1
32		21	Minnesota	W	5-2
33		22	at Buffalo	L	3-5
34		26	at Pittsburgh	L	3-4
35		28	at St. Louis	W	5-1
36		29	at Chicago	L	3-4
37		31	at Buffalo*	T	6-6
38	Jan.	2	at NY Islanders	L	5-7
39		4	Buffalo	W	4-0
40		8	at Montreal	L	3-5
41		9	St. Louis	L	2-7
42		11	Winnipeg	W	8-4
43		13	Edmonton	L	3-5
44		16	Calgary	W	3-2
45		19	at Winnipeg	W	2-1
46		22	at Detroit*	L	5-6
47		23	Winnipeg	W	7-5
48		25	Detroit	W	6-3
49		27	Hartford	W	6-3
50		29	at Hartford*	W	5-4
51	Feb.	1	at Montreal	L	1-2
52		2	Pittsburgh	W	3-2
53		6	Buffalo	L	6-8
54		8	NY Rangers	L	2-3
55		9	Quebec*	L	3-4
56		11	at Chicago	L	4-5
57		15	at St. Louis	L	1-5
58		16	at Minnesota	W	5-3
59		18	at Calgary	L	4-7
60		22	at Edmonton*	W	6-5
61		23	at Vancouver	W	6-1
62		25	at Quebec	W	7-4
63		27	Washington	L	1-2
64	Mar.	1	New Jersey	W	8-3
65		2	at Hartford	L	1-4
66		6	Quebec*	L	4-5
67		8	at Montreal	L	3-8
68		12	at Pittsburgh	W	5-2
69		13	Montreal	W	3-2
70		15	Vancouver*	T	1-1
71		20	Los Angeles	W	6-3
72		22	NY Islanders*	T	3-3
73		23	at Hartford*	T	5-5
74		25	at Washington	L	3-6
75		27	Montreal*	T	3-3
76		29	Buffalo	W	2-1
77		30	at Buffalo	W	5-3
78	Apr.	3	Toronto	W	4-2
79		5	at Quebec*	T	2-2
80		6	Hartford	L	3-4

Player	GP	G	A	PTS	PIM
Keith Crowder	78	38	46	84	177
Ken Linseman	64	23	58	81	95
Ray Bourque	74	19	58	77	68
Barry Pederson	79	29	47	76	60
Reed Larson/Detroit	67	19	41	60	109
/Boston	13	3	4	7	8
/Total	80	22	45	67	117
Charlie Simmer	55	36	24	60	42
Rick Middleton	49	14	30	44	10
Randy Burridge	52	17	25	42	28
Steve Kasper	80	17	23	40	73
Gord Kluzak	70	8	31	39	155
Geoff Courtnall	64	21	16	37	61
Dave Pasin	71	18	19	37	50
Kraig Nienhuis	71	16	14	30	37
Mike O'Connell	63	8	21	29	47
Michael Thelven	60	6	20	26	48
Nevin Markwart	65	7	15	22	207
Bill Derlago/Toronto	1	0	0	0	0
/Boston	39	5	16	21	15
/Total	40	5	16	21	15
Dave Reid	37	10	10	20	10
Dwight Foster/Detroit	55	6	12	18	48
/Boston	13	0	0	0	4
/Total	68	6	12	18	52
John Blum	61	1	7	8	80
Mike Milbury	22	2	5	7	102
Brian Curran	43	2	5	7	192
Louis Sleigher	13	4	2	6	20
Alain Cote	32	0	6	6	14
Mats Thelin	31	2	3	5	29
Morris Lukowich	14	1	4	5	10
Jay Miller	46	3	0	3	178
Lyndon Byers	5	0	2	2	9
Pete Peeters	8	0	2	2	4
Greg Johnston	20	0	2	2	0
Frank Simonetti	17	1	0	1	14
Doug Keans	30	0	1	1	12
Wade Campbell/Winnipeg	24	0	1	1	27
/Boston	8	0	0	0	15
/Total	32	0	1	1	42
Cleon Daskalakis	2	0	0	0	0
John Carter	3	0	0	0	0
Bill Ranford	4	0	0	0	0
Dave Donnelly	8	0	0	0	17
Pat Riggin	39	0	0	0	4

Goaltender	GP	MINS	W-L-T	GA	GAA
Bill Ranford	4	240	3-1-0	10	2.50
Pat Riggin	39	2272	17-11-8	127	3.35
Doug Keans	30	1757	14-13-3	107	3.65
Pete Peeters	8	485	3-4-1	31	3.84
Cleon Daskalakis	2	120	0-2-0	10	5.00

1985-86 NOTABLES:

Home Record.....24-9-7
Road Record.....13-22-5
Overall Record.....37-31-12

• Ray Bourque earns Second Team All-Star honors.
• Charlie Simmer becomes the first Bruin to win the Masterton Trophy for "sportsmanship, perseverance and dedication to hockey".

Barry Pederson, with two 100-point seasons as a Bruin, played his final season in Boston in 1985-86.

1986-87

Gm	Date		Opponent	Score	
1	Oct.	9	Calgary	L	3-5
2		11	at New Jersey	L	4-5
3		12	Hartford	W	7-2
4		14	at Winnipeg	W	2-1
5		16	at Minnesota	W	5-3
6	Oct.	18	at Los Angeles	W	4-1
7		22	at Vancouver	L	1-5
8		24	at Edmonton	L	2-6
9		26	at Calgary	W	6-0
10		30	Montreal*	T	3-3
11	Nov.	1	at Philadelphia	L	2-4
12		2	Buffalo	L	1-7
13		5	at Buffalo	L	3-8
14		8	at Quebec	W	5-1
15		12	at Pittsburgh	L	1-2
16		13	Edmonton*	W	4-3
17		15	New Jersey*	T	5-5
18		17	at Montreal*	L	2-3
19		19	at Buffalo*	T	4-4
20		20	Montreal	L	1-3
21		22	St. Louis	W	6-5
22		24	at Toronto	W	3-2
23		26	at Washington	T	2-2
24		28	at Buffalo	L	3-4
25		29	Buffalo	W	6-2
26	Dec.	4	Quebec	W	3-2
27		6	Philadelphia	W	5-0
28		7	NY Islanders	W	3-1
29		11	Vancouver	W	4-2
30		13	at Montreal	W	4-2
31		14	at Quebec	W	6-2
32		18	Hartford	L	5-6
33		20	Chicago	L	2-6
34		23	at Hartford	L	0-2
35		27	at Los Angeles*	L	1-2
36		30	at St. Louis	L	3-4
37	Jan.	2	at New Jersey	W	7-2
38		3	at NY Islanders	W	5-4
39		5	Montreal	L	1-2
40		8	Detroit*	T	4-4
41		10	Philadelphia	L	4-5
42		12	NY Rangers	W	4-1
43		14	at Hartford	L	0-2
44		15	Hartford	W	6-4
45		17	Pittsburgh	W	4-2
46		20	at Quebec	W	5-3
47		22	Montreal	W	7-3
48		24	Calgary	W	5-3
49		26	Buffalo	W	6-2
50		29	Hartford	L	3-6
51		31	Winnipeg	W	6-3
52	Feb.	1	at NY Rangers	L	4-5
53		5	Pittsburgh	W	6-5
54		7	Toronto	W	8-5
55		8	Quebec	L	1-2
56		14	at Toronto	L	4-5
57		16	at Montreal	L	3-7
58		18	at Buffalo	L	3-4
59		20	at Winnipeg	L	2-6
60		21	at Minnesota	W	1-0
61		25	at Hartford	L	4-6
62		26	Quebec	W	6-2
63		28	Buffalo	W	5-1
64	Mar.	2	Detroit*	L	3-4
65		3	at NY Islanders*	T	4-4
66		5	at Hartford	L	2-10
67		7	Washington*	W	3-2
68		11	at NY Rangers	L	2-3
69		12	St. Louis	W	6-4
70		14	Chicago*	T	4-4
71		17	at Detroit	L	1-3
72		19	Minnesota	W	6-2
73		21	Los Angeles	W	8-6
74		22	at Washington	L	3-4
75		26	Edmonton	W	4-1
76		28	Vancouver	W	2-1
77		29	at Chicago	W	8-6
78		31	at Quebec	W	4-3
79	Apr.	4	at Montreal	L	1-3
80		5	Quebec	L	4-6

Player	GP	G	A	PTS	PIM
Ray Bourque	78	23	72	95	36
Cam Neely	75	36	36	72	143
Charlie Simmer	80	29	40	69	59
Rick Middleton	76	31	37	68	6
Tom McCarthy	68	30	29	59	31
Keith Crowder	58	22	30	52	106
Steve Kasper	79	20	30	50	51
Ken Linseman	64	15	34	49	126
Thomas Gradin	64	12	31	43	18
Geoff Courtnall	65	13	23	36	117
Reed Larson	66	12	24	36	95
Greg Johnston	76	12	15	27	79
Mike Milbury	68	6	16	22	96
Michael Thelven	34	5	15	20	18

Nevin Markwart	64	10	9	19	225
Dwight Foster	47	4	12	16	37
Paul Boutilier	52	5	9	14	84
Allen Pedersen	79	1	11	12	71
Kraig Nienhuis	16	4	2	6	2
Dave Reid	12	3	3	6	0
Bob Sweeney	14	2	4	6	21
Lyndon Byers	18	2	3	5	53
Randy Burridge	23	1	4	5	16
Jay Miller	55	1	4	5	208
Mats Thelin	59	1	3	4	69
Wade Campbell	14	0	3	3	24
Doug Keans	36	0	2	2	24
Frank Simonetti	25	1	0	1	17
John Carter	8	0	1	1	0
Bill Ranford	41	0	1	1	8
Cleon Daskalakis	2	0	0	0	0
Alain Cote	3	0	0	0	0
Pat Riggin	10	0	0	0	0
Roberto Romano	1	0	0	0	0

Goaltender	GP	MINS	W-L-T	GA	GAA
Bill Ranford	41	2234	16-20-2	124	3.33
Doug Keans	36	1942	18-8-4	108	3.34
Pat Riggin	10	513	3-5-1	29	3.39
Cleon Daskalakis	2	97	2-0-0	7	4.33
Roberto Romano	1	60	0-1-0	6	6.00

Ray Bourque won the first of his five Norris Trophies in 1986-87.

1986-87 NOTABLES:

Home Record.....25-11-4
Road Record.....14-23-3
Overall Record.....3934-7

• Ray Bourque leads all league defensemen in scoring and finishes tenth overall in the Art Ross scoring race.
• Bourque wins his first of five Norris Trophies as the league's top defenseman in addition to First Team All-Star honors.
• November 8, 1986: Terry O'Reilly and Mike Milbury serve as co-coaches for a 5-1 win in Quebec before O'Reilly is named the club's new head coach.
• December 4, 1986: Ray Bourque scores the game-winning goal at 19:59 of the third period in a 3-2 win over Quebec.

1987-88

Gm	Date		Opponent	Score	
1	Oct.	8	Washington	W	4-3
2		10	at Quebec*	L	5-6
3		11	Hartford	W	5-2
4		15	at Los Angeles	W	3-2
5		17	at Edmonton	L	3-4
6		18	at Calgary	W	6-5
7		21	at Vancouver	W	5-4
8		24	at St. Louis	L	0-4
9		29	Quebec	L	2-4
10		31	at Montreal*	T	3-3
11	Nov.	1	NY Islanders*	L	5-6
12		4	at Hartford*	T	2-2
13		5	Toronto	L	6-7
14		7	Pittsburgh	W	4-1
15		9	at Quebec	L	4-6
16		11	at Toronto	W	3-2
17		12	Montreal	W	3-2
18		14	Hartford	W	4-1
19		17	at Calgary	W	6-3
20		18	at Winnipeg	W	4-3
21		21	at Minnesota	W	7-5
22		22	at Detroit	W	1-0
23	Nov.	25	at Washington	L	1-4
24		26	Winnipeg	W	5-3
25		28	Detroit*	L	2-3
26		30	at Montreal	L	4-5
27	Dec.	2	at Hartford	W	5-3
28		3	NY Rangers	W	4-3
29		5	Chicago	W	7-3
30		8	at Philadelphia	L	2-5
31		10	Los Angeles	W	4-3
32		12	Buffalo*	T	3-3
33		17	Vancouver*	W	3-2
34		19	St. Louis	L	5-7
35		20	at Chicago	W	4-2
36		22	Buffalo	W	9-0
37		26	at NY Islanders	L	1-2
38		27	at NY Rangers	L	1-4
39		30	at Pittsburgh*	T	4-4
40		31	at Buffalo	W	2-0
41	Jan.	2	Quebec	W	5-1
42		4	Edmonton*	T	2-2
43		7	at Pittsburgh	W	3-2
44		9	at St. Louis*	W	2-1
45		11	Hartford	L	3-4
46		13	at Montreal	L	4-5
47		14	Montreal	W	3-2
48		16	Buffalo	W	5-1
49		20	at Buffalo	L	3-5
50		21	Minnesota	W	6-1
51		23	Philadelphia	L	4-6
52		28	Quebec	W	3-0
53		30	NY Rangers	L	2-4
54	Feb.	1	at Chicago	W	5-3
55		4	Montreal	W	7-3
56		6	at Quebec	W	3-2
57		7	New Jersey	W	6-3
58		12	at Edmonton	W	7-4
59		13	at Vancouver	L	5-6
60		17	at Montreal	L	2-3
61		21	at New Jersey	W	4-1
62		23	at Hartford	L	2-3
63		25	Hartford	W	5-2
64		27	Minnesota	W	7-4
65	Mar.	3	Toronto	W	5-3
66		5	New Jersey*	L	6-7
67		6	at Buffalo	L	0-3
68		8	at Detroit	L	0-2
69		10	Los Angeles*	T	3-3
70		12	at Quebec	W	4-3
71		13	Washington	L	0-3
72		17	Calgary	L	5-7
73		19	Buffalo	L	3-4
74		20	at Buffalo	W	6-2
75		22	at Philadelphia	W	3-0
76		24	Winnipeg*	W	4-3
77		26	Quebec	W	6-2
78		31	Montreal	L	1-3
79	Apr.	2	at Hartford	L	2-4
80		3	NY Islanders	W	3-2

Player	GP	G	A	PTS	PIM
Ray Bourque	78	17	64	81	72
Ken Linseman	77	29	45	74	167
Steve Kasper	79	26	44	70	35
Cam Neely	69	42	27	69	175
Geoff Courtnall	62	32	26	58	108
Randy Burridge	79	27	28	55	105
Bob Sweeney	80	22	23	45	73
Keith Crowder	68	17	26	43	173
Glen Wesley	79	7	30	37	69
Gord Kluzak	66	6	31	37	135
Reed Larson	62	10	24	34	93
Rick Middleton	59	13	19	32	11
Michael Thelven	67	6	25	31	57
Lyndon Byers	53	10	14	24	236
Jay Miller	78	7	12	19	302
Billy O'Dwyer	77	7	10	17	83
Craig Janney	15	7	9	16	0
Nevin Markwart	25	1	12	13	85
Bobby Joyce	15	7	5	12	10
Tom McCarthy	7	2	5	7	6
Allen Pedersen	78	0	6	6	90
Frank Simonetti	30	2	3	5	19
Willi Plett	65	2	3	5	170
Tommy Lehmann	9	1	3	4	6
Doug Keans	30	0	2	2	2
Bruce Shoebottom	3	0	1	1	0
John Carter	4	0	1	1	2
Wade Campbell	6	0	1	1	21
Mike Stevens	7	0	1	1	9
John Blum	19	0	1	1	70
Kraig Nienhuis	1	0	0	0	0
Greg Hawgood	1	0	0	0	0
Alain Cote	2	0	0	0	0
Paul Beraldo	3	0	0	0	0
Alan May	3	0	0	0	15
Dave Reid	3	0	0	0	0
Moe Lemay/Edmonton	4	0	0	0	0
/Boston	2	0	0	0	0
/Total	6	0	0	0	0
Andy Moog	6	0	0	0	0
Taylor Hall	7	0	0	0	4
Reggie Lemelin	49	0	0	0	2

Goaltender	GP	MINS	W-L-T	GA	GAA
Andy Moog	6	360	4-2-0	17	2.83
Reggie Lemelin	49	2828	24-17-6	138	2.93
Doug Keans	30	1660	16-11-0	90	3.25

Phil Esposito's number 7 was honored by the Bruins and Ray Bourque on December 3, 1987.

1987-88 NOTABLES:

Home Record.....24-13-3
Road Record.....20-17-3
Overall Record.....44-30-6

• Ray Bourque wins the Norris Trophy and First Team All-Star honors for the second straight season.
• Cam Neely is named to the Second All-Star Team.
• Ray Bourque sets a team record by a defenseman with a 19-game point streak from January 16-March 5 (6-21=27 totals). It is the second-longest such streak by a defenseman in league history.
• December 3, 1987: Phil Esposito's number 7 is retired by the team in pre-game ceremonies that saw Ray Bourque remove his #7 jersey, displaying the #77 that he would wear from that game on.
• December 19, 1987: The Bruins and Blues combine for the fastest two goals in NHL history in just two seconds during the third period, as Boston's Ken Linseman scores at 19:50 and St. Louis' Doug Gilmour tallies into an empty net at 19:52.
• March 13, 1988: Rick Middleton plays his 1,000th NHL game vs. Washington.
• March 19, 1988: Jay Miller sets a club single-season penalty minute record with 273. He ends the season with 302.

1988-89

Gm	Date		Opponent	Score	
1	Oct.	6	Toronto	W	2-1
2		8	at Hartford	W	6-2
3		9	Hartford	W	3-1
4		12	at Los Angeles	L	2-6
5		15	at Minnesota	L	1-5
6		16	at Chicago	W	10-3
7		19	at Winnipeg	W	5-2
8		22	at St. Louis	W	5-2
9		25	Montreal*	T	1-1
10		27	Quebec	W	6-2
11		29	Buffalo*	T	3-3
12		30	at Buffalo*	T	3-3
13	Nov.	2	at Toronto	W	7-2
14		3	Hartford	L	3-5
15		6	Vancouver	W	4-2
16		11	at NY Rangers	T	4-4
17		12	Calgary	L	1-2
18		15	at Quebec*	T	5-5
19		17	Montreal	L	2-5
20		18	at Detroit	L	2-5
21		20	Detroit*	L	4-5
22		23	at Montreal	L	0-2
23		24	Philadelphia*	W	2-1
24		26	Chicago	W	8-2
25		29	at Philadelphia	L	1-5

26	Dec.	1	Minnesota	L	1-4
27		3	at Washington*	T	1-1
28		4	Pittsburgh*	T	3-3
29		6	at NY Islanders	W	4-3
30		8	Buffalo	L	2-4
31		10	NY Rangers*	T	1-1
32		12	at Montreal	L	1-3
33		15	Edmonton*	W	4-3
34		17	Quebec*	T	2-2
35		18	at Quebec	L	2-4
36		21	at Hartford	W	4-3
37		22	Montreal	L	2-4
38		26	at Buffalo	L	1-2
39		29	at New Jersey	W	6-2
40	Jan.	2	St. Louis	W	8-7
41		5	NY Islanders	L	3-5
42		7	at Montreal	L	1-3
43		8	at Quebec	W	4-2
44		12	Montreal	L	3-5
45		14	Detroit*	T	5-5
46		15	at Washington	W	4-3
47		19	Calgary	L	2-7
48		21	Buffalo*	L	5-6
49		22	at Buffalo	L	4-6
50		25	at Toronto*	W	2-1
51		26	St. Louis	W	4-2
52		28	Winnipeg	L	3-4
53	Feb.	1	at Minnesota*	T	4-4
54		3	at Winnipeg	W	4-2
55		5	Pittsburgh	L	2-5
56		9	Los Angeles	W	4-1
57		11	Edmonton	W	5-2
58		14	at Vancouver	L	2-5
59		15	at Los Angeles	W	7-3
60		18	at Calgary	W	4-3
61		19	at Edmonton	W	4-2
62		25	at Hartford	W	9-1
63		28	at New Jersey*	T	3-3
64	Mar.	2	Quebec	W	5-2
65		4	Vancouver	W	6-4
66		5	at NY Rangers	W	5-0
67		7	at NY Islanders	W	2-1
68		9	Washington	L	2-7
69		11	Buffalo*	T	6-6
70		12	at Buffalo	L	2-3
71		14	at Pittsburgh	W	8-2
72		16	Quebec*	T	2-2
73		18	Philadelphia	W	6-3
74		19	Hartford	L	2-3
75		22	at Hartford	L	2-4
76		23	New Jersey	W	5-3
77		25	Chicago	W	6-3
78		27	at Montreal	L	2-5
79	Apr.	1	at Quebec	W	5-4
80		2	Hartford	W	3-2

Player	GP	G	A	PTS	PIM
Cam Neely	74	37	38	75	190
Ken Linseman	78	27	45	72	164
Craig Janney	62	16	46	62	12
Randy Burridge	80	31	30	61	39
Ray Bourque	60	18	43	61	52
Glen Wesley	77	19	35	54	61
Bobby Joyce	77	18	31	49	46
Greg Hawgood	56	16	24	40	84
Bob Carpenter/Los Angeles	39	11	15	26	16
/Boston	18	5	9	14	10
/Total	57	16	24	40	26
Andy Brickley	71	13	22	35	20
Keith Crowder	69	15	18	33	147
Garry Galley	78	8	22	30	80
Bob Sweeney	75	14	14	28	104
Steve Kasper	49	10	16	26	49
John Carter	44	12	10	22	24
Michael Thelven	40	3	18	21	71
Greg Johnston	57	11	9	20	32
Ray Neufeld/Winnipeg	31	5	2	7	52
/Boston	14	1	3	4	28
/Total	45	6	5	11	80
Don Sweeney	36	3	5	8	20
Tommy Lehmann	26	4	2	6	10
Jay Miller	37	2	4	6	168
Allen Pedersen	51	0	6	6	69
Alain Cote	31	2	3	5	51
Bruce Shoebottom	29	1	3	4	44
Lyndon Byers	49	0	4	4	218
Billy O'Dwyer	19	1	2	3	8
Robert Cimetta	7	2	0	2	0
Paul Guay/Los Angeles	2	0	0	0	2
/Boston	5	0	2	2	0
/Total	7	0	2	2	2
Gord Kluzak	3	0	1	1	2
Ray Podloski	8	0	1	1	17
Stephane Quintal	26	0	1	1	29
Reggie Lemelin	40	0	1	1	6
Andy Moog	41	0	1	1	6
Dale Dunbar	1	0	0	0	0
Ron Flockhart	4	0	0	0	0
Paul Beraldo	7	0	0	0	4
Carl Mokosak	7	0	0	0	31
Moe Lemay	12	0	0	0	23

Goaltender	GP	MINS	W-L-T	GA	GAA
Reggie Lemelin	40	2396	19-15-6	120	3.01
Andy Moog	41	2486	18-14-8	133	3.21

Randy Burridge was second on the team in goals in 1988-89 with 31.

1988-89 NOTABLES:

Home Record.....17-15-8
Road Record.....20-14-6
Overall Record.....37-29-14

- Ray Bourque is named a Second Team All-Star.
- October 16, 1988: Cam Neely ties a club record for points in a game with 3-4=7 totals in a 10-3 win in Chicago. Glen Wesley has a 1-5=6 effort in the game, including tying a team mark with four second period assists.
- March 19, 1989: Michael Thelven scores a shorthanded goal from his own end when a carom from his clearing pass eludes Hartford goaltender Peter Sidorkiewicz, who had come out from the goal to pass the puck back up ice.

1989-90

Gm	Date		Opponent	Score	
1	Oct.	5	Pittsburgh	W	5-4
2		7	at Quebec	L	1-4
3		9	Montreal	W	2-0
4		11	at Montreal	L	2-4
5		13	at Edmonton*	T	3-3
6		15	at Vancouver	L	6-7
7		17	at Los Angeles	W	3-2
8		20	at Edmonton	W	3-0
9		21	at Calgary	L	2-5
10		26	Quebec	W	4-2
11		28	Hartford	L	0-1
12		29	at Buffalo	L	3-4
13	Nov.	2	Los Angeles*	W	5-4
14		4	Buffalo*	T	3-3
15		9	Edmonton	W	6-2
16		10	at Washington	W	5-3
17		15	at Hartford	W	5-2
18		16	Montreal	W	3-2
19		18	New Jersey	W	6-4
20		21	at Detroit*	W	2-1
21		23	Toronto	W	6-0
22		25	at Montreal	L	3-5
23		28	at St. Louis	W	5-1
24		30	Buffalo	W	5-1
25	Dec.	2	St. Louis	L	1-2
26		3	at Philadelphia	W	2-1
27		5	at Quebec*	T	3-3
28		7	Hartford	L	3-4
29		9	Washington	L	3-7
30		12	at Pittsburgh	L	5-7
31		13	at Buffalo	W	4-2
32		16	Buffalo	L	1-3
33		17	at New Jersey	L	1-3
34		20	at Hartford	L	3-4
35		21	Minnesota	W	4-2
36		23	Detroit	W	6-5
37		26	Toronto	W	6-4
38		29	at Buffalo*	W	4-3
39		30	at Toronto*	L	6-7
40	Jan.	2	at Pittsburgh	W	5-2
41	Jan.	4	Winnipeg	W	4-2
42		6	Washington	W	5-3
43		7	at Buffalo	W	2-1
44		11	Quebec	W	3-1
45		13	NY Rangers	L	2-3
46		15	Hartford	W	4-1
47		17	at Hartford*	T	5-5
48		18	Calgary*	T	2-2
49		23	at Quebec	W	9-2
50		25	NY Islanders	W	5-2
51		27	Philadelphia	W	2-1
52		29	at Montreal	W	2-1
53	Feb.	1	Montreal	L	2-4
54		3	NY Rangers	L	1-2
55		4	at Quebec	W	3-2
56		6	at Detroit	W	2-0
57		8	Quebec	W	5-1
58		10	NY Islanders*	L	3-4
59		11	Vancouver	L	2-4
60		14	at Winnipeg	L	2-3
61		18	at Vancouver	W	7-2
62		20	at Calgary	W	5-3
63		22	at Chicago	W	6-3
64		24	at Minnesota	W	3-2
65		26	at NY Rangers	L	1-6
66	Mar.	1	Montreal	W	5-3
67		3	Chicago	W	4-3
68		4	at Chicago	W	4-1
69		6	at Philadelphia	W	2-1
70		8	Buffalo	L	4-10
71		10	at NY Islanders*	T	3-3
72		11	at Hartford	W	4-3
73		15	Winnipeg*	T	3-3
74		17	Los Angeles	L	4-5
75		22	Quebec	W	7-3
76		24	Minnesota	L	6-7
77		27	at St. Louis	W	3-0
78		29	Hartford	W	3-2
79		31	at Montreal*	T	2-2
80	Apr.	1	New Jersey*	T	3-3

Player	GP	G	A	PTS	PIM
Cam Neely	76	55	37	92	117
Ray Bourque	76	19	65	84	50
Craig Janney	55	24	38	62	4
Bob Carpenter	80	25	31	56	97
Bob Sweeney	70	22	24	46	93
Dave Poulin/Philadelphia	28	9	8	17	12
/Boston	32	6	19	25	12
/Total	60	15	27	42	24
Brian Propp/Philadelphia	40	13	15	28	31
/Boston	14	3	9	12	10
Brian Propp/Total	54	16	24	40	41
Dave Christian/Washington	28	3	8	11	4
/Boston	50	12	17	29	8
/Total	78	15	25	40	12
Andy Brickley	43	12	28	40	8
John Carter	76	17	22	39	26
Greg Hawgood	77	11	27	38	76
Glen Wesley	78	9	27	36	48
Garry Galley	71	8	27	35	75
Randy Burridge	63	17	15	32	47
Bobby Gould	77	8	17	25	92
Ken Linseman	32	6	16	22	66
Jim Wiemer	61	5	14	19	63
Robert Cimetta	47	8	9	17	33
Brian Lawton/Hartford	13	2	1	3	6
/Quebec	14	5	6	11	10
/Boston	8	0	0	0	14
/Total	35	7	7	14	30
Peter Douris	36	5	6	11	15
Lyndon Byers	43	4	4	8	159
Don Sweeney	58	3	5	8	58
Mike Millar	15	1	4	5	0
Jarmo Kekalainen	11	2	2	4	8
Stephane Quintal	38	2	2	4	22
Nevin Markwart	8	1	2	3	15
Bobby Joyce	23	1	2	3	22
Allen Pedersen	68	1	2	3	71
Andy Moog	46	0	3	3	18
Wes Walz	2	1	1	2	0
Greg Johnston	9	1	1	2	6
Michael Thelven	6	0	2	2	23
Gord Kluzak	8	0	2	2	11
Bob Beers	3	0	1	1	6
Billy O'Dwyer	6	0	1	1	2
Ray Neufeld	1	0	0	0	0
Ron Hoover	2	0	0	0	0
John Blum	2	0	0	0	0
Bruce Shoebottom	2	0	0	0	4
Graeme Townshend	4	0	0	0	7

Lou Crawford	7	0	0	0	20
Reggie Lemelin	43	0	0	0	32

Goaltender	GP	MINS	W-L-T	GA	GAA
Reggie Lemelin	43	2318	22-15-2	108	2.80
Andy Moog	46	2538	24-10-7	122	2.88

1989-90 NOTABLES:

Home Record.....23-13-4
Road Record.....23-12-5
Overall Record.....46-25-9

• The Bruins win the President's Trophy and are the only team in the league to reach the 100-point mark at 101.
• Reggie Lemelin and Andy Moog combine to win the Jennings Trophy for the fewest goals allowed.
• Ray Bourque wins his third Norris Trophy and is named a First Team All-Star for the seventh time.
• Cam Neely earns Second Team All-Star honors.
• Gord Kluzak wins the Masterton Trophy.
• October 9, 1989: Reggie Lemelin records a 2-0 win in the Bruins' first shutout of Montreal in Boston since March 8, 1970 and first overall since January 19, 1974.
• November 30, 1989: Cam Neely extends his goal scoring streak to eight games, the second-longest in club history.
• March 10, 1990: Cam Neely scores his 50th goal of the season in a 3-3 tie at NY Islanders.

Reggie Lemelin combined with Andy Moog to win the Jennings Trophy for the fewest goals allowed in 1989-90.

1990-91

Gm	Date		Opponent	Score	
1	Oct.	4	Philadelphia	W	4-1
2		6	Quebec	W	7-1
3		7	at Quebec	W	5-2
4		10	at Winnipeg	W	4-2
5		11	at Minnesota*	T	3-3
6		13	at Los Angeles	L	1-7
7		17	at Vancouver	L	1-3
8		19	at Edmonton	L	1-8
9		20	at Calgary	L	1-8
10		25	Vancouver	W	4-2
11		27	Chicago	W	5-4
12		31	at Buffalo*	T	3-3
13	Nov.	1	St. Louis*	W	3-2
14		3	Buffalo	L	1-4
15		5	at NY Rangers*	W	3-2
16		7	at Montreal	W	2-0
17		10	Pittsburgh*	T	3-3
18		11	at Washington	W	5-3
19		14	at Hartford	L	1-3
20		15	Quebec	W	6-0
21		17	Montreal*	T	1-1
22		19	at Toronto	W	5-2
23		23	Hartford	L	3-4
24		24	at Hartford	W	4-3
25		29	Edmonton	W	4-2
26	Dec.	1	NY Rangers	L	4-5
27		4	at Detroit*	W	5-4
28		6	Montreal	L	4-6
29		8	at Montreal	L	1-7
30		9	at Buffalo	W	3-2
31		12	at Hartford	W	5-1
32		13	Hartford	W	8-2
33		15	New Jersey*	T	1-1
34		18	at New Jersey	L	3-8
35		20	Buffalo	W	4-1
36		22	Minnesota	W	6-2
37		23	at NY Rangers*	T	5-5
38		26	at Buffalo*	T	3-3
39		28	at Winnipeg	L	0-6
40	Dec.	29	at Minnesota*	T	4-4
41	Jan.	3	Vancouver	W	8-3
42		5	Washington	L	3-5
43		7	Winnipeg	W	5-2
44		8	at Quebec	L	2-4
45		10	Quebec	W	5-3
46		12	Philadelphia	L	1-3
47		14	Detroit	W	6-1
48		15	at NY Islanders	W	5-4
49		17	Los Angeles	W	5-3
50		22	at Buffalo	L	4-6
51		24	Hartford	W	3-0
52		26	Calgary	W	5-2
53		27	at Montreal	W	3-1
54		31	Montreal	W	5-2
55	Feb.	2	at Pittsburgh	L	2-6
56		3	Pittsburgh	W	6-3
57		5	Edmonton*	W	6-5
58		7	Calgary	L	1-4
59		9	Chicago	W	5-3
60		10	at Quebec	W	7-4
61		13	at Montreal	W	7-4
62		16	at Los Angeles*	W	5-4
63		21	at Chicago	L	1-4
64		23	at St. Louis	L	2-9
65		28	NY Islanders	W	5-0
66	Mar.	2	Buffalo	L	4-7
67		3	at New Jersey	W	3-1
68		5	at Toronto	L	3-6
69		7	St. Louis*	T	5-5
70		9	Toronto	W	2-0
71		14	Montreal	W	3-2
72		16	Detroit	L	3-5
73		17	at Philadelphia	W	3-1
74		19	at Hartford*	T	1-1
75		21	Quebec*	T	3-3
76		23	Buffalo	W	6-3
77		24	at Washington*	T	3-3
78		26	at Quebec	W	7-4
79		30	at NY Islanders	L	3-5
80		31	Hartford	W	7-3

Player	GP	G	A	PTS	PIM
Ray Bourque	76	21	73	94	75
Craig Janney	77	26	66	92	8
Cam Neely	69	51	40	91	98
Ken Hodge	70	30	29	59	29
Dave Christian	78	32	21	53	41
Bob Sweeney	80	15	33	48	115
Glen Wesley	80	11	32	43	78
Randy Burridge	62	15	13	28	40
Petri Skriko/Vancouver	20	4	4	8	8
/Boston	28	5	14	19	9
/Total	48	9	18	27	17
Garry Galley	70	6	21	27	84
Jim Wiemer	61	4	19	23	62
Don Sweeney	77	8	13	21	67
Dave Poulin	31	8	12	20	25
Jeff Lazaro	49	5	13	18	67
Vladimir Ruzicka	29	8	8	16	19
Bob Carpenter	29	8	8	16	22
Wes Walz	56	8	8	16	32
Chris Nilan	41	6	9	15	277
John Carter	50	4	7	11	68
Andy Brickley	40	2	9	11	8
Stephane Quintal	45	2	6	8	89
Allen Pedersen	57	2	6	8	107
Peter Douris	39	5	2	7	9
Graeme Townshend	18	2	5	7	12
Nevin Markwart	23	3	3	6	36
Ron Hoover	15	4	0	4	31
Lyndon Byers	19	2	2	4	82
John Byce	18	1	3	4	6
Ralph Barahona	3	2	1	3	0
Jarmo Kekalainen	16	2	1	3	6
Andy Moog	51	0	2	2	20
Ken Hammond	1	1	0	1	2
Bob Beers	16	0	1	1	10
Matt DelGuidice	1	0	0	0	0
Bruce Shoebottom	1	0	0	0	5
Gord Kluzak	2	0	0	0	0
Norm Foster	3	0	0	0	0
Shayne Stevenson	14	0	0	0	26
Reggie Lemelin	33	0	0	0	10

Goaltender	GP	MINS	W-L-T	GA	GAA
Matt DelGuidice	1	10	0-0-0	0	0.00
Andy Moog	51	2848	25-13-9	136	2.87
Reggie Lemelin	33	1831	17-10-3	111	3.64
Norm Foster	3	184	2-1-0	14	4.57

Craig Janney finished second in the team's scoring race in 1990-91 with a career-high 92 points.

1990-91 NOTABLES:

Home Record.....26-9-5
Road Record.....18-15-7
Overall Record.....44-24-12

• Ray Bourque wins the Norris Trophy and is named a First Team All-Star.
• Cam Neely earns a Second Team All-Star berth.
• The Bruins win the Adams Division crown for the second straight year.
• January 24, 1991: Ray Bourque has two assists to become the club's all-time leading scorer among defensemen.
• March 21, 1991: The Bruins take 73 shots on Quebec's Ron Tugnutt, including 25 in the third period and 12 in the five-minute overtime of the 3-3 tie. It is the second-highest shot total by one team in NHL history and Ray Bourque has a league-record 19 shots on goal.
• March 26, 1991: Cam Neely records his second straight 50-goal season with a two-goal effort in Quebec.
• March 31, 1991: Chris Nilan sets a league record with ten penalties vs. Hartford. He is assessed six minors, two majors, a ten-minute misconduct and a game misconduct.

1991-92

Gm	Date		Opponent	Score	
1	Oct.	3	NY Rangers	W	5-3
2		5	NY Islanders	L	3-4
3		7	at NY Rangers*	L	1-2
4		9	at Buffalo*	T	4-4
5		12	Montreal	L	0-6
6		17	at Vancouver*	T	3-3
7		19	at San Jose	W	4-1
8		24	at St. Louis	L	5-6
9		26	at Minnesota	L	0-4
10		27	at Chicago	W	6-3
11		31	Los Angeles	L	2-4
12	Nov.	2	Detroit	W	4-1
13		4	at NY Islanders	L	4-6
14		5	at Pittsburgh*	T	5-5
15		7	Calgary*	T	4-4
16		9	New Jersey	W	4-0
17		14	Quebec	W	5-2
18		16	at Hartford*	W	5-4
19		20	at Buffalo	L	1-3
20		22	at Washington	L	3-6
21		23	Buffalo	W	7-4
22		25	at Montreal	L	3-4
23		27	at NY Islanders	W	3-2
24		29	Montreal*	W	5-4
25	Dec.	1	Hartford	W	5-4
26		5	Quebec*	T	2-2
27		7	Philadelphia	L	3-5
28		8	at NY Rangers	L	0-4
29		10	at Quebec	L	2-5
30		12	Montreal	W	5-2
31		14	Toronto	W	4-3
32		19	Pittsburgh	L	4-6
33		21	Edmonton	W	6-3
34		22	at Montreal	L	2-3
35		26	Hartford	W	3-2
36		27	at Buffalo	L	1-8
37		29	at Winnipeg	W	6-3
38		31	at Detroit	W	5-3
39	Jan.	2	Winnipeg	L	1-3
40		4	Buffalo	W	4-2
41		8	at Montreal	L	2-3
42		9	Quebec	W	5-4
43		11	Philadelphia	W	5-1
44		15	at Hartford	W	4-3

45	Jan.	16	Hartford*	W	4-3
46		22	at Toronto	W	5-2
47		23	Montreal	L	1-3
48		25	at Hartford*	T	4-4
49		27	Minnesota	W	3-2
50		28	at Quebec	W	4-2
51		30	Calgary	W	3-1
52	Feb.	1	Buffalo*	T	2-2
53		4	at Winnipeg*	T	3-3
54		6	at Philadelphia	L	1-5
55		8	New Jersey	L	4-6
56		9	Pittsburgh	W	6-3
57		13	at St. Louis	L	0-4
58		17	at Los Angeles	L	3-6
59		19	at Calgary	L	4-6
60		21	at Edmonton	W	5-3
61		23	at Vancouver	L	1-2
62		27	Toronto	W	4-2
63		29	Washington*	T	5-5
64	Mar.	1	at Washington	W	4-1
65		3	at Hartford	L	0-4
66		5	Vancouver*	T	2-2
67		7	Chicago	L	1-2
68		8	at Chicago	L	0-4
69		11	at Buffalo	L	3-6
70		14	at Quebec*	W	5-4
71		15	Los Angeles	W	5-1
72		19	St. Louis	L	1-4
73		21	Edmonton	L	3-4
74		23	San Jose	W	7-6
75		26	at New Jersey	L	2-4
76		28	Buffalo*	W	4-3
77		31	at Quebec	W	5-4
78	Apr.	12	Quebec*	T	1-1
79		13	Hartford	W	6-3
80		15	at Montreal*	T	4-4

Player	GP	G	A	PTS	PIM
Adam Oates/St. Louis	54	10	59	69	12
/Boston	26	10	20	30	10
/Total	80	20	79	99	22
Ray Bourque	80	21	60	81	56
Vladimir Ruzicka	77	39	36	75	48
Steve Leach	78	31	29	60	147
Craig Janney	53	12	39	51	20
Glen Wesley	78	9	37	46	54
Bob Carpenter	60	25	23	48	46
Brent Ashton/Winnipeg	7	1	0	1	4
/Boston	61	17	22	39	47
Brent Ashton/Total	68	18	22	40	51
Andy Brickley	23	10	17	27	2
Peter Douris	54	10	13	23	10
Bob Sweeney	63	6	14	20	103
Joe Juneau	14	5	14	19	4
Gord Murphy/Philadelphia	31	2	8	10	33
/Boston	42	3	6	9	51
/Total	73	5	14	19	84
Ken Hodge	42	6	11	17	10
Dave Reid	43	7	7	14	27
Stephane Quintal	49	4	10	14	77
Don Sweeney	75	3	11	14	74
Garry Galley	38	2	12	14	83
Barry Pederson/Hartford	5	2	2	4	0
/Boston	32	3	6	9	8
/Total	37	5	8	13	8
Cam Neely	9	9	3	12	16
Chris Nilan	38	5	5	10	186
Nevin Markwart	18	3	6	9	44
Jeff Lazaro	27	3	6	9	31
Jim Wiemer	47	1	8	9	84
Scott Arniel	29	5	3	8	20
Dave Poulin	18	4	4	8	18
Steve Heinze	14	3	4	7	6
Gord Hynes	15	0	5	5	6
Bob Beers	31	0	5	5	29
Glen Murray	5	3	1	4	0
Chris Winnes	24	1	3	4	6
Lou Crawford	19	2	1	3	9
Ted Donato	10	1	2	3	8
Wes Walz	15	0	3	3	12
Andy Moog	62	0	3	3	52
Brent Hughes	8	1	1	2	38
Lyndon Byers	31	1	1	2	129
John Byce	3	1	0	1	0
Jozef Stumpel	4	1	0	1	0
Brian Dobbin	7	1	0	1	22
Glen Featherstone	7	1	0	1	20
Petri Skriko	9	1	0	1	6
Ralph Barahona	3	0	1	1	0
Shayne Stevenson	5	0	1	1	2
Reggie Lemelin	8	0	1	1	2
Clark Donatelli	10	0	1	1	22
Dave Thomlinson	12	0	1	1	17
Matt Hervey	16	0	1	1	55
Jack Capuano	2	0	0	0	0
Petr Prajsler	3	0	0	0	2
Matt Glennon	3	0	0	0	2
Jim Vesey	4	0	0	0	0
Al Stewart	4	0	0	0	17
Daniel Berthiaume	8	0	0	0	0
Matt DelGuidice	10	0	0	0	2

Goaltender	GP	MINS	W-L-T	GA	GAA
Daniel Berthiaume	8	401	1-4-2	21	3.14
Andy Moog	62	3641	28-22-9	196	3.23
Reggie Lemelin	8	407	5-1-0	23	3.39
Matt DelGuidice	10	424	2-5-1	28	3.94

1991-92 NOTABLES:

Home Record..... 23-11-6
Road Record..... 13-21-6
Overall Record.....36-32-12

• Ray Bourque earns First Team All-Star honors for the ninth season.
• February 29, 1992: Ray Bourque becomes just the third defenseman in NHL history to record 1,000 career points.

Vladimir Ruzicka led the team in goals with 39 in 1991-92.

1992-93

Gm	Date		Opponent	Score	
1	Oct.	8	Hartford*	W	3-2
2		10	NY Islanders*	T	3-3
3		12	Ottawa	W	6-3
4		15	at San Jose	W	8-2
5		17	at Los Angeles	L	6-8
6		22	at Calgary	W	4-2
7		23	at Edmonton	W	6-3
8		25	at Vancouver	W	5-3
9		29	Los Angeles	W	8-3
10		31	Chicago	L	2-3
11	Nov.	5	Quebec	W	6-4
12		7	NY Rangers*	T	2-2
13		11	at Buffalo	L	2-7
14		12	Calgary	W	5-3
15		14	Toronto	L	1-4
16		16	at Montreal	L	3-6
17		19	NY Islanders	W	5-2
18		21	Philadelphia	W	4-3
19		23	at Ottawa	W	3-2
20		25	at Washington	L	2-6
21		27	Hartford*	W	5-4
22		28	at Hartford*	L	3-4
23		30	at Quebec	W	4-3
24	Dec.	3	Montreal	W	4-3
25		5	at New Jersey	W	4-2
26		6	at Philadelphia	W	7-1
27		9	at Buffalo	L	2-5
28		10	Ottawa	W	4-2
29		12	at Montreal	L	1-5
30		15	Buffalo	L	2-3
31		18	at Detroit	L	1-6
32		19	Washington	W	4-3
33		22	Tampa Bay	W	5-3
34		26	at Hartford	W	9-4
35		27	at NY Rangers	L	5-6
36		29	at Winnipeg	L	4-5
37		31	at Minnesota	L	3-5
38	Jan.	2	Hartford*	W	3-2
39		5	at Pittsburgh	L	2-6
40		7	Quebec*	L	2-3
41		9	New Jersey	L	2-6
42	Jan.	12	Buffalo	W	5-2
43		14	Pittsburgh	W	7-0
44		16	Philadelphia	L	4-5
45		18	San Jose	W	4-3
46		19	at NY Islanders*	T	2-2
47		21	at Philadelphia	W	5-4
48		23	New Jersey	W	7-5
49		25	at Montreal*	L	2-3
50		26	at Quebec*	T	4-4
51		28	Winnipeg	W	6-2
52		30	at NY Islanders	W	6-5
53	Feb.	2	Edmonton	L	3-4
54		3	at Quebec	W	4-1
55		8	at Pittsburgh	L	0-4
56		9	at St. Louis	W	6-1
57		11	at Chicago	L	3-6
58		14	at Tampa Bay*	T	3-3
59		17	at Montreal	W	5-2
60		20	at Toronto*	T	4-4
61		25	Minnesota*	T	3-3
62		27	Washington	W	5-4
63	Mar.	1	Montreal	L	2-5
64		4	Vancouver	W	4-3
65		6	St. Louis*	W	4-3
66		9	at Pittsburgh	L	2-3
67		11	Montreal	W	5-2
68		13	Ottawa	W	6-3
69		15	at NY Rangers	W	3-1
70		16	New Jersey	W	3-1
71		18	at Ottawa	W	4-1
72		20	Detroit	L	4-7
73		22	Hartford	W	5-4
74		24	at Buffalo	W	2-0
75		25	Montreal	W	2-0
76		27	Pittsburgh	L	3-5
77		30	at Hartford	W	3-1
78	Apr.	3	Buffalo	W	3-2
79		4	at Buffalo	W	3-0
80		6	at Quebec	W	7-1
81		8	Quebec	W	6-2
82		10	at Montreal	W	5-1
83		11	Ottawa	W	4-2
84		14	at Ottawa	W	4-2

Player	GP	G	A	PTS	PIM
Adam Oates	84	45	97	142	32
Joe Juneau	84	32	70	102	33
Ray Bourque	78	19	63	82	40
Dmitri Kvartalnov	73	30	42	72	16
Steve Leach	79	26	25	51	126
Dave Poulin	84	16	33	49	62
Vladimir Ruzicka	60	19	22	41	38
Dave Reid	65	20	16	36	10
Ted Donato	82	15	20	35	61
Don Sweeney	84	7	27	34	68
Glen Wesley	64	8	25	33	47
Steve Heinze	73	18	13	31	24
David Shaw	77	10	14	24	108
Cam Neely	13	11	7	18	25
Gord Murphy	49	5	12	17	62
Gordie Roberts	65	5	12	17	105
Grigori Panteleev	39	8	6	14	12
C. J. Young/Calgary	28	3	2	5	20
/Boston	15	4	5	9	12
/Total	43	7	7	14	32
Darin Kimble	55	7	3	10	177
Glen Featherstone	34	5	5	10	102
Brent Hughes	62	5	4	9	191
Peter Douris	19	4	4	8	4
Tim Sweeney	14	1	7	8	6
Glen Murray	27	3	4	7	8
Jim Wiemer	28	1	6	7	48
Stephane Richer/Tampa Bay	3	0	0	0	0
/Boston	21	1	4	5	18
/Total	24	1	4	5	18
Brent Ashton	26	2	2	4	11
Andrew McKim	7	1	3	4	0
Bryan Smolinski	9	1	3	4	0
Jozef Stumpel	13	1	3	4	4
Darren Banks	16	2	1	3	64
John Blue	23	0	2	2	6
Sergei Zholtok	1	0	1	1	0
Dominic Lavoie/Ottawa	2	0	1	1	0
/Boston	2	0	0	0	2
/Total	4	0	1	1	2
Chris Winnes	5	0	1	1	0
Andy Moog	55	0	1	1	14
Mike Bales	1	0	0	0	0
Denis Chervyakov	2	0	0	0	2
Bill Huard	2	0	0	0	0
Reggie Lemelin	10	0	0	0	4

Goaltender	GP	MINS	W-L-T	GA	GAA
Mike Bales	1	25	0-0-0	1	2.40
John Blue	23	1322	9-8-4	64	2.90
Andy Moog	55	3194	37-14-3	168	3.16
Reggie Lemelin	10	542	5-4-0	31	3.43

1992-93 NOTABLES:

Home Record..... 29-10-3
Road Record..... 22-16-4
Overall Record..... 51-26-7

Joe Juneau set a league single-season record for assists by a left wing with 70 in 1992-93.

- The Bruins tie a club record with eight straight road wins from March 15-April 14.
- Ray Bourque is named to the First All-Star Team.
- October 25, 1992: Reggie Lemelin plays his 500th NHL game.
- December 9, 1992: Gordie Roberts becomes the first U.S.-born player to play in 1,000 NHL games.
- February 8, 1993: Ray Bourque plays his 1,000th NHL/Bruins game.
- February 9, 1993: Joe Juneau sets a new club single-season rookie assists record with his 49th of the season.
- February 14, 1993: Adam Oates has an assist for his 100th point of the season.
- March 20, 1993: Ray Bourque becomes the club's all-time assist leader with his 795th vs. Detroit.
- March 22, 1993: Joe Juneau sets a club rookie points record with 93.
- April 14, 1993: Joe Juneau has three assists in Ottawa to tie the NHL rookie single-season assists record and set the league single-season mark for assists by a left wing with 70. Adam Oates sets a club record in extending his assist streak to 18 games and has the club's second-longest point streak ever at 21 contests.

1993-94

Gm	Date		Opponent	Score	
1	Oct.	5	at NY Rangers	W	4-3
2		7	Buffalo	L	3-5
3		9	Quebec	W	7-3
4		11	Montreal*	T	1-1
5		15	at Anaheim*	T	1-1
6		16	at San Jose*	T	1-1
7		19	at Vancouver	L	4-5
8		22	at Edmonton	W	3-1
9		23	at Calgary*	T	3-3
10		28	Ottawa	W	6-2
11		30	St. Louis	L	1-2
12	Nov.	2	at Detroit	L	1-6
13		4	Calgary	W	6-3
14		6	Tampa Bay*	T	1-1
15		7	at Buffalo	W	4-3
16		11	Edmonton	W	5-1
17		13	at NY Islanders	W	5-2
18		17	at Hartford	W	4-2
19		18	San Jose	W	3-1
20		20	Philadelphia*	T	5-5
21		24	at Pittsburgh	L	3-7
22		26	Florida	W	3-2
23		27	at Toronto	L	2-4
24		30	at Quebec	W	5-2
25	Dec.	2	NY Islanders	W	7-3
26		4	Montreal	L	1-8
27		5	at Buffalo	L	1-3
28		9	Vancouver	L	2-3
29		11	Chicago	L	4-5
30		12	Hartford*	T	2-2
31		15	at New Jersey	W	5-4
32		18	at Tampa Bay	W	5-3
33	Dec.	19	at Florida*	W	2-1
34		23	Pittsburgh	L	3-4
35		27	at Ottawa	W	5-3
36		31	Philadelphia	L	3-4
37	Jan.	2	Washington	W	8-2
38		6	Winnipeg	W	5-4
39		8	Florida*	T	2-2
40		10	Toronto	L	0-3
41		11	at Pittsburgh*	L	4-5
42		13	at Philadelphia	L	2-6
43		15	Detroit	L	2-3
44		17	Hartford	W	5-3
45		19	at Montreal*	T	3-3
46		24	at Hartford	W	2-1
47		25	at Washington	W	3-1
48		28	at NY Islanders	W	3-0
49		29	NY Islanders	W	2-1
50		31	Quebec	W	4-3
51	Feb.	3	NY Rangers	L	0-3
52		5	Philadelphia	W	4-0
53		6	at Florida	L	0-3
54		8	at Quebec	W	6-1
55		10	Buffalo*	T	3-3
56		12	New Jersey	W	5-3
57		14	at Los Angeles*	W	3-2
58		16	at Dallas	W	3-0
59		18	at St. Louis	L	1-3
60		20	at Tampa Bay*	T	2-2
61		23	at NY Rangers	W	6-3
62		25	at Winnipeg	W	7-6
63		27	at Chicago	W	4-0
64	Mar.	3	Los Angeles	W	6-4
65		5	Ottawa	W	6-1
66		7	Washington	W	6-3
67		8	at Pittsburgh	L	3-7
68		10	NY Rangers*	T	2-2
69		12	at New Jersey	L	1-2
70		14	at Montreal	L	4-5
71		17	Pittsburgh	L	2-4
72		19	New Jersey	L	6-8
73		22	at Quebec	L	3-5
74		24	Anaheim	W	5-3
75		26	Montreal	W	6-3
76		27	at Washington	W	6-4
77		31	Dallas*	T	2-2
78	Apr.	1	at Buffalo	L	0-5
79		3	at Pittsburgh	L	2-6
80		7	Ottawa	W	5-4
81		9	Tampa Bay	L	0-3
82		10	at Philadelphia	W	4-3
83		13	at Ottawa	W	8-0
84		14	Hartford	L	2-3

Player	GP	G	A	PTS	PIM
Adam Oates	77	32	80	112	45
Ray Bourque	72	20	71	91	54
Cam Neely	49	50	24	74	54
Joe Juneau	63	14	57	71	35
Al Iafrate/Washington	67	10	35	45	143
/Boston	12	5	8	13	18
/Total	79	15	42	58	161
Glen Wesley	81	14	44	58	64
Ted Donato	84	22	32	54	59
Bryan Smolinski	83	31	20	51	82
Glen Murray	81	18	13	31	48
Brent Hughes	77	13	11	24	143
Jozef Stumpel	59	8	15	23	14
Dave Reid	83	6	17	23	25
Steve Heinze	77	10	11	21	32
Don Sweeney	75	6	15	21	50
Dmitri Kvartalnov	39	12	7	19	10
Steve Leach	42	5	10	15	74
Daniel Marois	22	7	3	10	18
Paul Stanton	71	3	7	10	54
David Shaw	55	1	9	10	85
Cam Stewart	57	3	6	9	66
Glen Featherstone	58	18	9	9	152
Gordie Roberts	59	1	6	7	40
Fred Knipscheer	11	3	2	5	14
Mariusz Czerkawski	4	2	1	3	0
Sergei Zholtok	24	2	1	3	2
Jon Casey	57	0	2	2	14
Darren Banks	4	0	1	1	9
John Gruden	7	0	1	1	2
Vincent Riendeau	18	0	1	1	0
Andrew McKim	29	0	1	1	4
Jamie Huscroft	36	0	1	1	144
Mikhail Tatarinov	2	0	0	0	2
Jon Morris	4	0	0	0	0
Jim Wiemer	4	0	0	0	2
Grigori Panteleev	10	0	0	0	0
John Blue	18	0	0	0	7

Goaltender	GP	MINS	W-L-T	GA	GAA
Jon Casey	57	3196	30-15-9	153	2.87
John Blue	18	944	5-8-3	47	2.99
Vincent Riendeau	18	976	7-6-1	50	3.07

Cam Neely scored the second-fastest 50 goals in league history in 1993-94, tallying his 50th in just his 44th game.

1993-94 NOTABLES:

Home Record..... 20-14-8
Road Record..... 22-15-5
Overall Record..... 42-29-13

- Ray Bourque wins his fifth Norris Trophy and is voted a First Team All-Star.
- Cam Neely earns Second Team All-Star honors and wins the Masterton Trophy for sportsmanship and perseverance.
- December 15, 1993: Glen Wesley becomes the first Boston defenseman since Ray Bourque (March 8, 1983) to score a hat trick.
- January 2-6, 1994: Ray Bourque records points on nine straight Boston goals with assists on the final five goals of an 8-2 win vs. Washington and 1-3=4 totals on the first four goals of a 5-4 victory vs. Winnipeg.
- February 12, 1994: Cam Neely scores a hat trick in a 4:02 span of the first period in a 5-3 win vs. New Jersey.
- March 7, 1994: Cam Neely scores his 50th goal of the season in just his 44th game. Only Wayne Gretzky has scored 50 goals in fewer games in NHL history (39 games).
- March 24, 1994: Adam Oates ties a club record with four assists in the second period of a 5-3 win over Anaheim.
- March 26, 1994: Adam Oates has 2-1=3 totals in a 6-3 win vs. Montreal to reach 100 points for the season.

1994-95

Gm	Date		Opponent	Score	
1	Jan.	22	Philadelphia	W	4-1
2		23	at NY Rangers	W	2-1
3		26	New Jersey*	W	1-0
4		28	at Philadelphia	L	1-2
5		30	Florida	L	1-2
6	Feb.	2	Ottawa	W	6-4
7		4	Hartford	W	5-4
8		7	Montreal	W	7-4
9		9	Quebec	L	3-4
10		11	Washington*	T	1-1
11		12	at Buffalo	W	2-1
12		14	at Pittsburgh	L	3-5
13		17	at Florida	W	5-4
14		18	at Tampa Bay	L	1-3
15		22	at Hartford*	L	2-3
16		23	at New Jersey	W	3-2
17		25	at Quebec	T	1-1
18		27	at Ottawa	W	2-0
19	Mar.	2	New Jersey	W	7-2
20		4	Pittsburgh*	L	3-4
21		5	at Hartford	W	5-2
22		7	Washington	L	1-3
23		9	at Philadelphia	L	2-3
24		11	Florida	L	0-2
25		16	Montreal	W	6-0
26		18	NY Islanders	W	4-3
27		19	at New Jersey*	L	3-4
28		22	at Quebec	L	2-6
29		24	at Tampa Bay	W	4-3
30		28	Philadelphia	W	5-1
31		30	at NY Islanders	W	3-2
32	Apr.	1	NY Rangers	L	2-3
33		2	at Washington	L	1-2

34	Apr.	6	Buffalo*	T	1-1
35		8	Tampa Bay	W	5-1
36		9	at Buffalo	W	6-5
37		12	Quebec	L	0-4
38		14	at NY Rangers	L	3-5
39		15	at Montreal	W	3-2
40		19	Buffalo	W	4-1
41		20	at Ottawa	W	6-5
42		23	NY Rangers	W	5-4
43		24	at NY Islanders	L	3-5
44		26	Hartford	W	1-0
45		28	at Pittsburgh	L	1-4
46		30	Pittsburgh	W	5-2
47	May	1	Ottawa	W	5-4
48		3	at Montreal	W	4-2

Player	GP	G	A	PTS	PIM
Adam Oates	48	12	41	53	8
Ray Bourque	46	12	31	43	20
Cam Neely	42	27	14	41	72
Bryan Smolinski	44	18	13	31	31
Mariusz Czerkawski	47	12	14	26	31
Mats Naslund	34	8	14	22	4
Don Sweeney	47	3	19	22	24
Ted Donato	47	10	10	20	10
Jozef Stumpel	44	5	13	18	8
Steve Heinze	36	7	9	16	23
Alexei Kasatonov	44	2	14	16	33
Brent Hughes	44	6	6	12	139
Steve Leach	36	5	6	11	68
Jon Rohloff	34	3	8	11	39
Dave Reid	38	5	5	10	10
Sandy Moger	18	2	6	8	6
Glen Murray	35	5	2	7	46
David Shaw	44	3	4	7	36
Jamie Huscroft	34	0	6	6	103
John Gruden	38	0	6	6	22
Fred Knipscheer	16	3	1	4	2
Mikko Makela	11	1	2	3	0
Daniel Lacroix	23	1	0	1	38
Brett Harkins	1	0	1	1	0
Marc Potvin	6	0	1	1	4
Blaine Lacher	35	0	1	1	4
Jeff Serowik	1	0	0	0	0
Grigori Panteleev	1	0	0	0	0
Cam Stewart	5	0	0	0	2
Craig Billington	8	0	0	0	2
Vincent Riendeau	11	0	0	0	2

Goaltender	GP	MINS	W-L-T	GA	GAA
Blaine Lacher	35	1965	19-11-2	79	2.41
Vincent Riendeau	11	565	3-6-1	27	2.87
Craig Billington	8	373	5-1-0	19	3.06

1994-95 NOTABLES:

Home Record..... 15-7-2
Road Record..... 12-11-1
Overall Record..... 27-18-3

- The Bruins play an Eastern Conference-only schedule as an NHL lockout limits the season to 48 games.
- Ray Bourque is named to the Second All-Star Team.
- January 22, 1995: Cam Neely scores a hat trick in a 4-1 win over Philadelphia as the Bruins open their final season in Boston Garden.
- March 30, 1995: Ray Bourque becomes just the second defenseman in NHL history to reach 900 career assists.
- May 1, 1995: The Bruins defeat Ottawa by a 5-4 score in the final regular season game in Boston Garden. Cam Neely scores the Bruins' last regular season goal in the building with the game-winning score at 10:19 of the third period.

The Bruins played their final season in Boston Garden in 1994-95.

1995-96

Gm	Date		Opponent	Score	
1	Oct.	7	NY Islanders*	T	4-4
2		9	Buffalo	W	5-3
3		11	at Colorado	L	1-3
4		12	at San Jose*	T	6-6
5		14	at Dallas	L	5-6
6		17	at St. Louis	W	7-4
7		21	at Detroit	L	2-4
8		26	Washington	L	2-4
9		28	Hartford	W	3-0
10		31	Montreal	L	1-3
11	Nov.	2	Detroit*	L	5-6
12		4	at Montreal	L	1-4
13		7	at Washington	W	4-3
14		9	Ottawa	W	4-3
15		11	Toronto	L	1-3
16		14	at Tampa Bay	L	3-5
17		16	New Jersey*	T	2-2
18		18	St. Louis	W	5-2
19		21	Winnipeg	W	5-4
20		24	Los Angeles	W	2-1
21		25	at Ottawa*	T	3-3
22		30	Pittsburgh	L	6-9
23	Dec.	2	Buffalo	W	6-4
24		3	at Philadelphia	L	1-6
25		5	Dallas	W	6-4
26		8	at Tampa Bay	L	1-3
27		9	at Florida	L	1-3
28		13	at NY Rangers	L	2-4
29		14	Florida	W	6-4
30		16	Calgary	W	6-3
31		22	at Buffalo*	W	3-2
32		23	Tampa Bay	W	7-5
33		26	at NY Islanders*	T	3-3
34		31	at Winnipeg	W	5-3
35	Jan.	2	Chicago	L	2-5
36		3	at Toronto*	T	4-4
37		6	Hartford	W	5-2
38		9	Colorado	L	0-3
39		11	Anaheim	W	7-2
40		13	New Jersey	W	3-2
41		15	Vancouver	L	0-6
42		16	at New Jersey	W	4-2
43		22	at Pittsburgh*	L	6-7
44		25	Tampa Bay	W	4-3
45		27	NY Rangers	L	3-5
46		28	at Montreal	L	4-5
47		31	at Ottawa	W	3-1
48	Feb.	1	Florida*	T	2-2
49		3	Buffalo	W	4-2
50		6	at Pittsburgh	L	5-6
51		7	at Buffalo*	L	1-2
52		10	Philadelphia	L	2-6
53		14	at Hartford	W	3-0
54		15	at Chicago	L	0-3
55		17	at Vancouver	W	4-1
56		19	at Los Angeles*	T	3-3
57		21	at Anaheim*	L	3-4
58		23	at Edmonton	W	7-4
59		24	at Calgary	W	2-1
60		27	Edmonton*	L	3-4
61		28	at NY Rangers	W	3-1
62	Mar.	2	Washington	L	0-2
63		5	at NY Islanders	L	3-5
64		7	NY Islanders	W	4-3
65		9	Philadelphia	W	3-2
66		10	at Florida	W	4-1
67		14	Pittsburgh	W	4-2
68		15	at Washington	W	5-2
69		18	San Jose*	T	3-3
70		20	at New Jersey	W	2-1
71		21	Ottawa	W	3-1
72		23	NY Rangers	L	4-5
73		27	at Hartford*	W	6-5
74		28	Montreal*	L	3-4
75		31	at Buffalo	W	6-5
76	Apr.	1	at Ottawa*	T	1-1
77		3	at Montreal	W	4-1
78		4	Montreal*	T	3-3
79		7	at Philadelphia	W	4-2
80		11	Hartford	W	3-2
81		13	at Hartford	L	0-2
82		14	Pittsburgh	W	6-5

Player	GP	G	A	PTS	PIM
Adam Oates	70	25	67	92	18
Ray Bourque	82	20	62	82	58
Rick Tocchet/Los Angeles	44	13	23	36	117
/Boston	27	16	8	24	64
/Total	71	29	31	60	181
Jozef Stumpel	76	18	36	54	14
Shawn McEachern	82	24	29	53	34
Ted Donato	82	23	26	49	46
Cam Neely	49	26	20	46	31
Todd Elik	59	13	33	46	40
Dave Reid	63	23	21	44	4
Sandy Moger	80	15	14	29	65
Steve Heinze	76	16	12	28	43
Don Sweeney	77	4	24	28	42
Kevin Stevens	41	10	13	23	49
Steve Leach	59	9	13	22	86
Kyle McLaren	74	5	12	17	73
Tim Sweeney	41	8	8	16	14
Joe Mullen	37	8	7	15	0
Rick Zombo	67	4	10	14	53
Jon Rohloff	79	1	12	13	59
Ron Sutter	18	5	7	12	24
Mariusz Czerkawski	33	5	6	11	10
Dean Chynoweth/NY Isles	14	0	1	1	40
/Boston	35	2	5	7	88
/Total	49	2	6	8	128
Clayton Beddoes	39	1	6	7	44
Philip Von Stefenelli	27	0	4	4	16
Bill Ranford	40	0	2	2	0
Alexei Kasatonov	19	1	0	1	12
Robbie Tallas	1	0	0	0	0
Ryan Hughes	3	0	0	0	0
Andre Roy	3	0	0	0	0
Cam Stewart	6	0	0	0	0
Mark Cornforth	6	0	0	0	4
Davis Payne	7	0	0	0	7
Kevin Sawyer/St. Louis	6	0	0	0	23
/Boston	2	0	0	0	5
/Total	8	0	0	0	28
Scott Bailey	11	0	0	0	0
Blaine Lacher	12	0	0	0	4
Steve Staios	12	0	0	0	4
John Gruden	14	0	0	0	4
Marc Potvin	27	0	0	0	12
Craig Billington	27	0	0	0	2

Goaltender	GP	MINS	W-L-T	GA	GAA
Bill Ranford	40	2308	21-12-4	109	2.83
Robbie Tallas	1	60	1-0-0	3	3.00
Scott Bailey	11	571	5-1-2	31	3.26
Craig Billington	27	1380	10-13-3	79	3.43
Blaine Lacher	12	671	3-5-2	44	3.93

1995-96 NOTABLES:

Home Record..... 22-14-5
Road Record..... 18-17-6
Overall Record..... 40-31-11

- The Bruins play their first season at the state-of-the-art FleetCenter.
- Ray Bourque earns his 12th First Team All-Star berth.
- October 7, 1995: Cam Neely scores an opening-night hat trick for the second straight season as the Bruins earn a 4-4 tie in their first game at FleetCenter. Sandy Moger scores the first goal in the building at 10:40 of the first period.
- October 17, 1995: Harry Sinden becomes the first General Manager in NHL history with 1,000 career wins with a 7-4 victory at St. Louis.
- December 14, 1995: Adam Oates ties a club record with four goals in a 4-1=5 night vs. Florida.
- April 3, 1996: The Bruins clinch their NHL-record 29th consecutive winning season with a 4-1 win at Montreal.

Harry Sinden became the first General Manager in NHL history to reach 1,000 victories with a 7-4 win in St. Louis on October 17, 1995.

REGULAR SEASON SCORING & RESULTS

1996-97

Gm	Date		Opponent	Score	
1	Oct.	5	NY Rangers*	T	4-4
2		7	Phoenix	L	2-5
3		12	at San Jose	W	5-3
4		14	at Vancouver*	W	5-4
5		17	at Los Angeles	L	2-4
6		20	at Anaheim	W	5-1
7		24	Toronto	L	1-2
8		26	Detroit	L	1-2
9		29	New Jersey	W	5-2
10		31	Hartford*	T	4-4
11	Nov.	2	NY Rangers	L	2-5
12		4	Los Angeles*	T	4-4
13		6	at Hartford	L	1-5
14		7	Edmonton	L	0-6
15		9	at Ottawa	W	4-3
16		14	Pittsburgh*	W	2-1
17		18	San Jose	W	4-2
18		19	at Washington*	T	2-2
19		21	Montreal	L	2-6
20		23	Buffalo*	L	2-3
21		26	Philadelphia	W	2-0
22		29	Vancouver	W	7-2
23		30	at Pittsburgh	L	2-6
24	Dec.	4	at Montreal	W	4-3
25		5	Hartford	L	2-4
26		7	Calgary*	T	1-1
27		9	Anaheim	L	2-5
28		12	New Jersey	L	4-7
29		14	Buffalo	L	0-4
30		15	at Philadelphia	L	0-6
31		17	at Pittsburgh	W	6-4
32		19	Tampa Bay	W	3-0
33		21	Washington	W	4-3
34		23	Chicago*	T	3-3
35		27	at Dallas	L	4-6
36		29	at St. Louis	L	2-4
37	Jan.	1	at Ottawa	L	2-3
38		2	at Hartford*	W	5-4
39		4	Dallas	W	3-2
40		7	at Philadelphia	L	3-7
41		9	Montreal	W	5-4
42		11	at Montreal	L	3-6
43		13	Ottawa	L	3-4
44		14	at New Jersey	L	2-4
45		20	Washington	L	2-3
46		22	at Ottawa	W	4-1
47		23	Florida	L	1-4
48		25	Colorado	W	4-1
49		30	at Florida	L	1-3
50	Feb.	1	at Tampa Bay	W	3-0
51		2	at NY Rangers	W	3-2
52		4	Ottawa	L	3-4
53		6	Hartford	L	3-5
54		8	St. Louis*	T	3-3
55		11	at Calgary	L	1-5
56		12	at Edmonton	L	3-4
57		15	at Phoenix*	L	4-5
58		18	at Colorado*	L	2-3
59		20	at Chicago	L	3-5
60		23	at Buffalo	L	1-5
61		24	at Washington*	T	3-3
62		27	Tampa Bay	W	6-2
63	Mar.	1	Philadelphia*	T	5-5
64		3	at Toronto	L	2-4
65		6	at NY Islanders	L	2-5
66		8	at Tampa Bay	W	6-4
67		9	at Florida	W	3-1
68		12	at Hartford	L	3-6
69		13	Montreal	L	0-3
70		15	NY Islanders	W	5-2
71		17	at Buffalo	L	1-5
72		19	at Detroit	L	1-4
73		22	Ottawa	L	4-5
74		24	at Montreal	L	1-3
75		27	NY Islanders	L	3-6
76		29	at NY Islanders	L	2-8
77	Apr.	3	at NY Rangers	L	4-5
78		5	Florida	W	4-2
79		8	at Pittsburgh	L	1-3
80		10	Buffalo	L	1-5
81		11	at New Jersey	L	0-2
82		13	Pittsburgh	W	7-3

Player	GP	G	A	PTS	PIM
Jozef Stumpel	78	21	55	76	14
Adam Oates	63	18	52	70	10
Ted Donato	67	25	26	51	37
Ray Bourque	62	19	31	50	18
Jason Allison/Washington	53	5	17	22	25
/Boston	19	3	9	12	9
/Total	72	8	26	34	34
Rick Tocchet	40	16	14	30	67
Rob DiMaio	72	13	15	28	82
Don Sweeney	82	3	23	26	39
Steve Heinze	30	17	8	25	27
Jean-Yves Roy	52	10	15	25	22
Tim Sweeney	36	10	11	21	14
Landon Wilson/Colorado	9	1	2	3	23
/Boston	40	7	10	17	49
/Total	49	8	12	20	72
Anson Carter/Washington	19	3	2	5	7
/Boston	19	8	5	13	2
/Total	38	11	7	18	9
Sheldon Kennedy	56	8	10	18	30
Barry Richter	50	5	13	18	32
Brett Harkins	44	4	14	18	8
Todd Elik	13	4	12	16	16
Jeff Odgers	80	7	8	15	197
Troy Mallette	68	6	8	14	155
Kyle McLaren	58	5	9	14	54
Sandy Moger	34	10	3	13	45
Steve Staios	54	3	8	11	71
Mattias Timander	41	1	8	9	14
Jon Rohloff	37	3	5	8	31
Trent McCleary	59	3	5	8	33
Bob Beers	27	3	4	7	8
Clayton Beddoes	21	1	2	3	13
Dean Chynoweth	57	0	3	3	171
Anders Myrvold	9	0	2	2	4
Andre Roy	10	0	2	2	12
Yevgeny Shaldybin	3	1	0	1	0
Davis Payne	15	0	1	1	4
Cam Stewart	15	0	1	1	4
Randy Robitaille	1	0	0	0	0
Kevin Sawyer	2	0	0	0	0
Tim Cheveldae	2	0	0	0	0
P. C. Drouin	3	0	0	0	0
Paxton Schafer	3	0	0	0	0
David Emma	5	0	0	0	0
Scott Bailey	8	0	0	0	0
Robbie Tallas	28	0	0	0	0
Dean Malkoc	33	0	0	0	70
Bill Ranford	37	0	0	0	0
Jim Carey	19	0	0	0	0

Goaltender	GP	MINS	W-L-T	GA	GAA
Tim Cheveldae	2	93	0-1-0	5	3.23
Robbie Tallas	28	1245	8-12-1	69	3.33
Bill Ranford	37	2148	12-16-8	125	3.49
Scott Bailey	8	394	1-5-0	24	3.65
Jim Carey	19	1005	5-13-0	64	3.82
Paxton Schafer	3	77	0-0-0	6	4.68

1996-97 NOTABLES:

Home Record..... 14-20-7
Road Record..... 12-27-2
Overall Record.....26-47-9

• The Bruins miss the post-season for the first time since 1966-67, ending their NHL record of 29 consecutive playoff appearances. Their streak of 29 straight seasons with a winning record is also snapped.
• February 1, 1997: Ray Bourque has a goal and two assists in a 3-0 win in Tampa Bay to become the club's all-time scoring leader with 1,340 points.
• March 27, 1997: Ray Bourque becomes just the fifth player in NHL history to record 1,000 assists and is the first to accomplish it with one team.

Ray Bourque became the team's all-time scoring leader on February 1, 1997 in Tampa Bay. He is shown here with John Bucyk, who had held the record since 1967.

1997-98

Gm	Date		Opponent	Score	
1	Oct.	2	Los Angeles	W	6-5
2		4	Montreal	L	1-4
3		7	at Colorado	L	2-3
4		8	at Phoenix*	W	3-2
5		11	at San Jose	L	2-5
6		13	at Anaheim	W	3-0
7		15	at Los Angeles	W	5-3
8		17	at Vancouver	W	2-0
9		18	at Calgary	W	3-0
10		21	at Edmonton	W	2-1
11		23	Tampa Bay*	T	2-2
12		25	Florida	L	4-5
13		30	Anaheim	L	0-3
14	Nov.	1	Edmonton	W	3-1
15		2	at Ottawa	W	3-1
16		6	Washington	W	2-0
17		8	at New Jersey	L	0-2
18		12	at Dallas*	T	3-3
19		13	at St. Louis	L	2-4
20		15	Ottawa*	T	3-3
21		17	at Ottawa	W	4-2
22		19	at Pittsburgh*	T	3-3
23		20	Buffalo	L	0-5
24		22	Dallas	L	0-2
25		26	at Florida	L	5-10
26		28	Vancouver	L	2-5
27		29	Washington*	T	1-1
28	Dec.	1	at Carolina	L	1-3
29		3	at Philadelphia	W	3-0
30		6	Carolina	W	4-1
31		11	Buffalo	W	2-1
32		13	Montreal	W	4-2
33		15	at Florida	W	6-2
34		17	at Tampa Bay	L	0-2
35		18	at Philadelphia*	T	2-2
36		20	NY Islanders	L	3-4
37		22	Detroit	L	2-4
38		27	at Tampa Bay	W	3-1
39		28	at NY Rangers	L	3-4
40		31	at Toronto*	T	2-2
41	Jan.	1	Ottawa*	T	0-0
42		3	San Jose	W	3-0
43		7	at Montreal*	W	2-1
44		8	Phoenix	W	5-2
45		12	New Jersey*	T	1-1
46		14	Pittsburgh	W	5-2
47		21	at Montreal	L	2-4
48		24	at Pittsburgh	L	2-4
49		25	at Washington	L	1-4
50		27	Ottawa	W	6-1
51		29	Pittsburgh	L	2-4
52		31	NY Rangers	W	4-2
53	Feb.	1	at NY Islanders*	T	2-2
54		4	at Buffalo*	T	2-2
55		5	St. Louis	L	1-3
56		7	Carolina	L	1-3
57		26	Buffalo*	T	1-1
58		28	Pittsburgh	W	6-2
59	Mar.	1	at NY Islanders	W	5-4
60		3	at Washington	W	3-0
61		5	at New Jersey*	T	1-1
62		7	Chicago	L	1-2
63		10	at Detroit	W	6-3
64		12	Calgary	L	2-5
65		14	NY Rangers	W	5-1
66		16	Tampa Bay*	W	4-3
67		19	Toronto	W	4-0
68		21	at Buffalo	W	2-1
69		22	at Chicago	L	0-1
70		26	Philadelphia	W	4-2
71		28	Florida*	L	2-3
72		30	Colorado	W	4-1
73	Apr.	1	at NY Rangers	W	4-2
74		3	at Buffalo	L	4-5
75		6	Carolina	L	0-3
76		7	at Ottawa	W	4-2
77		9	NY Islanders	W	4-1
78		11	New Jersey	L	2-3
79		13	at Carolina	W	3-2
80		15	at Montreal	W	6-2
81		18	at Pittsburgh	L	2-5
82		19	Philadelphia	W	2-1

Player	GP	G	A	PTS	PIM
Jason Allison	81	33	50	83	60
Dmitri Khristich	82	29	37	66	42
Ray Bourque	82	13	35	48	80
Sergei Samsonov	81	22	25	47	8

Steve Heinze	61	26	20	46	54
Anson Carter	78	16	27	43	31
Ted Donato	79	16	23	39	54
Tim Taylor	79	20	11	31	57
Rob DiMaio	79	10	17	27	82
P. J. Axelsson	82	8	19	27	38
Kyle McLaren	66	5	20	25	56
Grant Ledyard/Vancouver	49	2	13	15	14
/Boston	22	2	7	9	6
/Total	71	4	20	24	20
Dave Ellett	82	3	20	23	67
Mike Sullivan	77	5	13	18	34
Don Sweeney	59	1	15	16	24
Darren Van Impe/Anaheim	19	1	3	4	4
/Boston	50	2	8	10	36
/Total	69	3	11	14	40
Joe Thornton	55	3	4	7	19
Hal Gill	68	2	4	6	47
Landon Wilson	28	1	5	6	7
Byron Dafoe	65	0	3	3	2
Shawn Bates	13	2	0	2	2
Mattias Timander	23	1	1	2	6
Dean Malkoc	40	1	0	1	86
Cameron Mann	9	0	1	1	4
Ken Baumgartner	82	0	1	1	199
Joel Prpic	1	0	0	0	2
Jean-Yves Roy	2	0	0	0	0
Dean Chynoweth	2	0	0	0	0
Robert Lang	3	0	0	0	2
Randy Robitaille	4	0	0	0	0
Kirk Nielsen	6	0	0	0	0
Jim Carey	10	0	0	0	0
Robbie Tallas	14	0	0	0	0

Goaltender	GP	MINS	W-L-T	GA	GAA
Robbie Tallas	14	788	6-3-3	24	1.83
Byron Dafoe	65	3693	30-25-9	138	2.24
Jim Carey	10	496	3-2-1	24	2.90

1997-98 NOTABLES:

Home Record..... 19-16-6
Road Record..... 20-14-7
Overall Record..... 39-30-13

• Sergei Samsonov wins the Calder Trophy as the league's top rookie.
• Pat Burns wins the Adams Trophy as the NHL's top coach.
• Jason Allison finishes ninth in the Art Ross scoring race.
• January 1, 1998: The Bruins and Senators play to a 0-0 tie, the first scoreless tie for Boston since March 11, 1970 in Chicago and the first on home ice since November 13, 1955 vs. Detroit.

Sergei Samsonov won the Calder Trophy in 1997-98.

1998-99

Gm	Date		Opponent	Score	
1	Oct.	10	St. Louis*	T	3-3
2		12	NY Islanders	W	3-0
3		14	at Colorado	W	3-0
4		16	at Los Angeles*	L	1-2
5		18	at San Jose	W	3-0
6		19	at Phoenix	L	1-3
7		21	at Anaheim	L	0-3
8		24	at New Jersey	L	1-3
9		28	at Montreal	W	9-2
10		29	Montreal*	T	1-1
11		31	Carolina	L	0-2
12	Nov.	3	at Buffalo	L	2-4
13		5	Toronto	W	4-1
14		7	at Pittsburgh*	T	0-0
15		8	at Carolina	W	5-2
16		13	at NY Rangers*	T	3-3
17	Nov.	14	Dallas	L	1-3
18		19	Florida*	T	5-5
19		21	Washington*	W	5-4
20		24	at Tampa Bay	W	4-1
21		25	at Florida	W	1-0
22		27	Montreal	W	5-1
23	Dec.	1	Vancouver*	T	1-1
24		5	Pittsburgh	W	2-1
25		10	at Carolina	W	3-2
26		12	Buffalo	L	1-4
27		16	at Detroit	L	3-5
28		17	Ottawa	W	5-2
29		19	Detroit	W	4-1
30		21	Tampa Bay	W	3-2
31		23	Philadelphia	L	1-2
32		26	at NY Islanders	L	2-4
33		28	at Washington	L	1-5
34		30	at Nashville	W	5-2
35		31	at Dallas	L	1-6
36	Jan.	2	Anaheim	W	2-1
37		4	Calgary	W	5-1
38		7	Toronto	W	2-1
39		9	at Toronto	L	3-6
40		15	at Buffalo	L	1-2
41		16	Tampa Bay*	T	2-2
42		18	Nashville	W	8-1
43		21	Ottawa	L	1-3
44		26	at NY Islanders	L	1-4
45		28	New Jersey	L	0-2
46		30	at Pittsburgh	L	2-5
47		31	Carolina*	T	0-0
48	Feb.	2	Colorado	L	2-3
49		4	NY Islanders	L	4-5
50		6	at Philadelphia*	T	2-2
51		7	NY Rangers	W	3-2
52		9	at Edmonton	W	2-0
53		12	at Calgary	L	3-4
54		13	at Vancouver	L	1-3
55		18	at Ottawa	L	0-2
56		21	at Chicago	W	6-3
57		23	Ottawa	W	5-2
58		25	New Jersey*	T	3-3
59		27	Washington	W	4-3
60	Mar.	2	Phoenix	W	3-2
61		3	at Carolina	L	1-2
62		5	at New Jersey	W	4-1
63		7	NY Rangers	L	1-3
64		9	Florida	W	2-0
65		12	at NY Rangers	W	5-4
66		13	at Buffalo	L	1-3
67		17	at Toronto	W	4-1
68		20	San Jose*	T	2-2
69		21	at Washington	W	4-1
70		24	at Ottawa	W	3-0
71		25	Chicago*	T	3-3
72		27	at Toronto*	T	2-2
73		30	Los Angeles*	L	1-2
74	Apr.	1	at Montreal	W	3-2
75		3	Philadelphia	W	3-0
76		5	Montreal	W	3-0
77		7	at Florida	W	5-2
78		8	at Tampa Bay	L	0-3
79		10	Tampa Bay	W	3-2
80		15	Pittsburgh	W	4-2
81		17	Buffalo*	W	2-1
82		18	at Philadelphia	L	1-3

Player	GP	G	A	PTS	PIM
Jason Allison	82	23	53	76	68
Dmitri Khristich	79	29	42	71	48
Ray Bourque	81	10	47	57	34
Sergei Samsonov	79	25	26	51	18
Joe Thornton	81	16	25	41	69
Anson Carter	55	24	16	40	22
Steve Heinze	73	22	18	40	30
Kyle McLaren	52	6	18	24	48
Rob DiMaio	71	7	14	21	95
Darren Van Impe	60	5	15	20	66
P. J. Axelsson	77	7	10	17	18
Peter Ferraro	46	6	8	14	44
Grant Ledyard	47	4	8	12	33
Don Sweeney	81	2	10	12	64
Tim Taylor	49	4	7	11	55
Hal Gill	80	3	7	10	63
Shawn Bates	33	5	4	9	2
Chris Taylor	37	3	5	8	12
Cameron Mann	33	5	2	7	17
Ken Belanger/NY Islanders	9	1	1	2	30
/Boston	45	1	4	5	152
/Total	54	2	5	7	182
Landon Wilson	22	3	3	6	17
Mattias Timander	22	0	6	6	10
Dave Ellett	54	0	6	6	25
Ted Donato	14	1	3	4	4
Ken Baumgartner	69	1	3	4	119
Antti Laaksonen	11	1	2	3	2
Randy Robitaille	4	0	2	2	0
Byron Dafoe	68	0	2	2	25
Andre Savage	6	1	0	1	0
Eric Nickulas	2	0	0	0	0
Peter Nordstrom	2	0	0	0	0
Dennis Vaske	3	0	0	0	6
Jonathan Girard	3	0	0	0	0
Terry Virtue	4	0	0	0	0
Jay Henderson	4	0	0	0	2
Brandon Smith	5	0	0	0	0
Marquis Mathieu	9	0	0	0	8
Robbie Tallas	17	0	0	0	0

Goaltender	GP	MINS	W-L-T	GA	GAA
Byron Dafoe	68	4002	32-23-11	133	1.99
Robbie Tallas	17	987	7-7-2	43	2.61

Byron Dafoe had ten shutouts in 1998-99.

1998-99 NOTABLES:

Home Record..... 22-10-9
Road Record..... 17-20-4
Overall Record..... 39-30-13

• Ray Bourque and Byron Dafoe each earn Second Team All-Star honors.
• November 7, 1998: The Bruins and Penguins play to a 0-0 tie, Boston's first road scoreless tie since March 11, 1970 in Chicago.
• December 19, 1998: Ray Bourque has three assists in a 4-1 win over Detroit and passes Gordie Howe into third place on the NHL's all-time assists list with 1,052 career.
• January 31, 1999: The Bruins and Hurricanes play to a 0-0 tie. It is the first time since 1955 (Oct. 22 at Detroit and Nov. 13 vs. Detroit) that the Bruins have two scoreless ties in one season.
• March 13, 1999: Ray Bourque becomes Boston's all-time games played leader with the game in Buffalo his 1,437th Bruins game.

1999-2000

Gm	Date		Opponent	Score	
1	Oct.	2	Carolina	L	1-3
2		4	at Toronto	L	0-4
3		7	at Ottawa	L	3-4
4		9	Philadelphia*	T	1-1
5		11	Colorado*	T	3-3
6		13	at Colorado	L	1-2
7		15	at Dallas*	T	2-2
8		16	at Phoenix	L	1-2
9		20	at Los Angeles*	T	2-2
10		23	at San Jose	W	3-1
11		24	at Anaheim	W	3-2
12		28	Tampa Bay	W	7-3
13		30	Buffalo	W	3-0
14	Nov.	4	New Jersey	W	3-1
15		6	Atlanta	W	4-2
16		10	at Buffalo	L	2-6
17		11	Toronto*	W	4-3
18		13	at NY Rangers	W	5-2
19		17	at New Jersey*	T	2-2
20		18	NY Rangers	W	5-3
21		20	Washington	L	0-3
22		22	at Carolina	W	2-1
23		24	at Nashville	W	5-2
24		26	Vancouver*	T	2-2
25		28	NY Islanders	L	1-2
26	Dec.	2	at Washington*	T	2-2

27	Dec.	4	Chicago	L	3-9
28		9	Edmonton*	T	2-2
29		11	Detroit	L	4-5
30		13	Phoenix	W	2-0
31		14	at Pittsburgh	L	2-4
32		17	at Atlanta	W	3-1
33		18	at St. Louis	L	0-4
34		21	Nashville	L	1-3
35		23	Montreal*	T	3-3
36		27	at NY Islanders	L	0-3
37		29	at New Jersey*	O	4-5
38		30	at Ottawa*	O	4-5
39	Jan.	1	New Jersey*	T	2-2
40		4	at NY Islanders	W	7-3
41		6	Carolina	L	3-7
42		8	NY Islanders	L	2-5
43		11	Toronto	L	2-3
44		13	Buffalo*	T	0-0
45		15	at Montreal*	T	2-2
46		17	Atlanta*	T	3-3
47		19	at Atlanta	W	4-3
48		20	at Tampa Bay	W	4-2
49		22	at Florida*	O	3-4
50		24	Calgary*	O	3-4
51		29	Buffalo	W	1-0
52		31	Anaheim	L	2-4
53	Feb.	1	at Ottawa*	T	4-4
54		3	Toronto	W	4-2
55		8	Washington*	T	2-2
56		11	at NY Rangers	L	2-5
57		12	Florida	L	1-5
58		16	at Toronto*	T	3-3
59		21	at Vancouver	L	2-5
60		23	at Edmonton	L	2-4
61		25	at Washington	W	3-0
62		26	at Pittsburgh*	T	2-2
63		29	Ottawa	L	3-5
64	Mar.	2	Montreal	L	2-5
65		4	Philadelphia	L	0-3
66		6	Ottawa	L	1-5
67		8	at Buffalo*	O	1-2
68		10	at Carolina	W	5-3
69		11	at Montreal	W	5-3
70		16	at Chicago*	O	4-5
71		18	Pittsburgh	W	3-2
72		19	at Philadelphia	L	2-6
73		21	Tampa Bay	W	4-0
74		23	Florida	L	1-3
75		25	Los Angeles*	T	4-4
76		29	at Montreal	L	3-4
77		30	St. Louis	L	2-3
78	Apr.	1	NY Rangers*	T	2-2
79		4	at Tampa Bay	L	4-5
80		5	at Florida	L	3-6
81		8	at Philadelphia	L	0-3
82		9	Pittsburgh	W	3-1

Player	GP	G	A	PTS	PIM
Joe Thornton	81	23	37	60	82
Anson Carter	59	22	25	47	14
Sergei Samsonov	77	19	26	45	4
Ray Bourque	65	10	28	38	22
Dave Andreychuk	63	19	14	33	28
Brian Rolston/New Jersey	11	3	1	4	0
/Colorado	50	8	10	18	12
/Boston	16	5	4	9	6
/Total	77	16	15	31	18
Jason Allison	37	10	18	28	20
Darren Van Impe	79	5	23	28	73
P. J. Axelsson	81	10	16	26	24
Steve Heinze	75	12	13	25	36
Rob DiMaio	50	5	16	21	42
Mike Knuble/NY Rangers	59	9	5	14	18
/Boston	14	3	3	6	8
/Total	73	12	8	20	26
Andre Savage	43	7	13	20	10
Kyle McLaren	71	8	11	19	67
Mikko Eloranta	50	6	12	18	36
Joe Murphy	26	7	7	14	41
Don Sweeney	81	1	13	14	48
Cameron Mann	32	8	4	12	13
Shawn Bates	44	5	7	12	14
Hal Gill	81	3	9	12	51
Eric Nickulas	20	5	6	11	12
Antti Laaksonen	27	6	3	9	2
Mattias Timander	60	0	8	8	22
Brandon Smith	22	2	4	6	10
Marty McSorley	27	2	3	5	62
Joe Hulbig	24	2	2	4	8
Ken Belanger	37	2	2	4	44
Jay Henderson	16	1	3	4	9
Landon Wilson	40	1	3	4	18
Jonathan Girard	23	1	2	3	2
Joel Prpic	14	0	3	3	0
Marquis Mathieu	6	0	2	2	4
Peter Ferraro	5	0	1	1	0
Sean Pronger	11	0	1	1	13
John Grahame	24	0	1	1	8
Aaron Downey	1	0	0	0	0
Johnathan Aitken	3	0	0	0	0
Jeff Zehr	4	0	0	0	2
Nick Boynton	5	0	0	0	0
Robbie Tallas	27	0	0	0	6
Byron Dafoe	41	0	0	0	0

Goaltender	GP	MINS	W-L-T	GA	GAA
John Grahame	24	1344	7-10-5	55	2.46
Byron Dafoe	41	2307	13-16-10	114	2.96
Robbie Tallas	27	1363	4-13-4	72	3.17

Dave Andreychuk, who tied a club record on October 28, 1999, was the last Bruin to score four goals in a game.

1999-2000 NOTABLES:

Home Record..... 12-17-11-1
Road Record..... 12-16-8-5
Overall Record.....24-33-19-6

- October 2, 1999: Ray Bourque scores against Carolina to become the NHL's all-time goal leader among defensemen with 386.
- October 9, 1999: The Bruins play their first game with a four-on-four overtime format in a 1-1 tie with Philadelphia.
- October 28, 1999: Dave Andreychuk ties a club record with four goals in a 7-3 win over Tampa Bay.
- January 1, 2000: Ray Bourque becomes just the fifth player in NHL history to play in four decades.
- February 25, 2000: Ray Bourque scores his tenth goal of the season in Washington. It is his 21st straight season with ten-or-more goals.
- March 4, 2000: Ray Bourque plays his final game in a Boston uniform, a 3-0 loss to Philadelphia.

2000-01

Gm	Date		Opponent	Score	
1	Oct.	5	Ottawa*	T	4-4
2		7	at Philadelphia	W	5-1
3		9	Florida	W	4-2
4		11	at Anaheim*	W	3-2
5		13	at Los Angeles	L	0-5
6		14	at San Jose	L	2-5
7		17	at Edmonton	L	1-6
8		20	at Calgary	L	2-3
9		26	Washington	W	4-1
10		28	Toronto*	O	1-2
11		30	at NY Rangers	L	1-5
12		31	at NY Islanders	L	2-4
13	Nov.	2	Chicago	W	5-4
14		4	Atlanta	L	3-8
15		5	at Toronto	L	1-7
16		9	Ottawa	W	2-1
17		11	Nashville*	T	2-2
18		16	New Jersey*	O	2-3
19		18	Minnesota	L	1-6
20		21	at Ottawa	L	1-2
21		22	at Detroit	W	5-4
22		24	Carolina	L	1-3
23		26	Los Angeles*	T	4-4
24		28	Pittsburgh	W	3-1
25	Dec.	1	at Washington	L	2-3
26		2	Washington	L	0-2
27		4	at Atlanta	L	4-5
28		6	at Pittsburgh	W	3-2
29	Dec.	8	at Columbus*	O	2-3
30		9	NY Rangers	W	5-4
31		12	Buffalo	L	0-3
32		16	Carolina	W	4-1
33		19	Philadelphia*	T	4-4
34		21	Toronto	W	4-0
35		23	Detroit*	O	1-2
36		27	at NY Islanders	W	5-2
37		29	at Florida	L	0-3
38		30	at Tampa Bay*	T	1-1
39	Jan.	1	at Buffalo	W	4-3
40		5	at Washington*	T	1-1
41		6	Dallas	L	0-4
42		9	Pittsburgh	W	5-2
43		10	at Montreal	W	2-1
44		13	NY Rangers	W	4-1
45		16	at New Jersey	W	5-4
46		18	at Carolina	L	2-4
47		19	at Nashville*	O	0-1
48		22	Florida	L	2-3
49		24	at Toronto	W	2-1
50		26	at Buffalo	W	2-1
51		27	New Jersey*	W	4-3
52		30	St. Louis	W	5-1
53	Feb.	1	Montreal	L	0-3
54		6	Philadelphia	W	4-3
55		9	at Atlanta	L	1-5
56		10	Tampa Bay	W	6-2
57		15	at Tampa Bay	W	6-3
58		16	at Florida	L	1-2
59		18	at Carolina	L	4-5
60		21	at Colorado	L	2-8
61		23	at Dallas*	O	4-5
62		24	at St. Louis*	O	2-3
63		27	Phoenix	W	7-4
64	Mar.	1	Tampa Bay	W	3-1
65		3	San Jose	W	3-2
66		5	at Philadelphia	L	4-6
67		6	Buffalo	L	1-3
68		8	Ottawa	L	3-5
69		10	Atlanta	L	5-7
70		15	Vancouver*	T	2-2
71		17	at Montreal	W	3-2
72		20	at Pittsburgh*	T	2-2
73		22	Montreal*	W	3-2
74		24	Colorado	L	2-4
75		25	at NY Rangers	W	3-2
76		28	at Toronto	W	3-0
77		30	at Ottawa*	O	4-5
78		31	NY Islanders	W	4-2
79	Apr.	2	Montreal*	W	3-2
80		4	at Buffalo	W	3-2
81		6	at New Jersey	L	2-5
82		7	NY Islanders	W	4-2

Jason Allison led the team in scoring in 2000-01 for the third time in four years.

Player	GP	G	A	PTS	PIM
Jason Allison	82	36	59	95	85
Bill Guerin/Edmonton	21	12	10	22	18
/Boston	64	28	35	63	122
/Total	85	40	45	85	140
Sergei Samsonov	82	29	46	75	18
Joe Thornton	72	37	34	71	107
Brian Rolston	77	19	39	58	28
Andrei Kovalenko	76	16	21	37	27
Eric Weinrich/Montreal	60	6	19	25	34
/Boston	22	1	5	6	10
/Total	82	7	24	31	44
Mikko Eloranta	62	12	11	23	38
P. J. Axelsson	81	8	15	23	27
Mike Knuble	82	7	13	20	37
Dixon Ward	63	5	13	18	65
Kyle McLaren	58	5	12	17	53
Jonathan Girard	31	3	13	16	14

Darren Van Impe	31	3	10	13	41
Don Sweeney	72	2	10	12	26
Hal Gill	80	1	10	11	71
Jarno Kultanen	62	2	8	10	26
Patrick Traverse	37	2	6	8	14
Peter Popovic	60	1	6	7	48
Andrei Nazarov/Anaheim	16	1	0	1	29
/Boston	63	1	4	5	200
/Total	79	2	4	6	229
Shawn Bates	45	2	3	5	26
Ken Belanger	40	2	2	4	121
Cameron Mann	15	1	3	4	6
Paul Coffey	18	0	4	4	30
Lee Goren	21	2	0	2	7
Samuel Pahlsson	17	1	1	2	6
Zdenek Kutlak	10	0	2	2	4
Byron Dafoe	45	0	2	2	6
Brandon Smith	3	1	0	1	0
Eric Manlow	8	0	1	1	2
Marquis Mathieu	1	0	0	0	2
Nick Boynton	1	0	0	0	0
Andre Savage	1	0	0	0	0
Kay Whitmore	5	0	0	0	0
Joe Hulbig	7	0	0	0	4
Eric Nickulas	7	0	0	0	4
Pavel Kolarik	10	0	0	0	4
John Grahame	10	0	0	0	2
Jay Henderson	13	0	0	0	26
Andrew Raycroft	15	0	0	0	0
Peter Skudra	25	0	0	0	0

Goaltender	GP	MINS	W-L-T	GA	GAA
Byron Dafoe	45	2536	22-14-7	101	2.39
Andrew Raycroft	15	649	4-6-0	32	2.96
Peter Skudra	25	1116	6-12-1	62	3.33
John Grahame	10	471	3-4-0	28	3.57
Kay Whitmore	5	203	1-2-0	18	5.32

2000-01 NOTABLES:

Home Record..... 21-12-5-3
Road Record..... 15-18-3-5
Overall Record..... 36-30-8-8

• Jason Allison finishes fifth overall in the league's scoring race.

2001-02

Gm	Date		Opponent	Score	
1	Oct.	4	Anaheim	W	4-2
2		6	Atlanta*	W	4-3
3		8	Washington	W	4-0
4		10	at Minnesota	L	1-2
5		13	at San Jose	L	2-3
6		16	at Phoenix*	T	1-1
7		17	at Anaheim*	T	2-2
8		20	at Nashville	W	2-1
9		23	at Toronto	L	0-2
10		25	Toronto*	W	2-1
11		27	NY Rangers*	O	1-2
12		28	at Chicago*	T	3-3
13		30	New Jersey*	O	3-4
14	Nov.	3	at New Jersey	W	2-1
15		6	Edmonton*	W	1-0
16		8	Minnesota	L	3-5
17		10	Columbus	L	1-5
18		13	Montreal	W	5-3
19		15	New Jersey*	W	5-4
20		17	Buffalo	W	3-1
21		20	at Montreal	L	2-3
22		23	Vancouver	W	3-2
23		24	at Toronto	L	0-2
24		27	Tampa Bay	W	6-3
25		29	at Philadelphia*	W	3-2
26	Dec.	1	at Ottawa*	O	1-2
27		4	at Atlanta	W	3-2
28		6	Pittsburgh	L	1-4
29		8	Buffalo	W	4-2
30		12	at Pittsburgh	W	4-2
31		13	at Washington	L	1-2
32		15	Philadelphia	L	2-5
33		18	Atlanta*	O	2-3
34		20	Montreal	W	5-0
35		22	at NY Islanders	W	4-2
36		26	Ottawa	W	3-2
37		28	at Florida	W	7-1
38		29	at Tampa Bay*	W	5-4
39		31	at Dallas	L	1-2
40	Jan.	2	at Carolina	W	6-3
41	Jan.	3	Toronto	L	1-2
42		5	Washington	W	7-4
43		8	at Pittsburgh	W	3-2
44		10	Los Angeles	W	5-0
45		12	NY Islanders	L	4-5
46		14	at Washington*	O	0-1
47		17	Ottawa	W	5-2
48		19	at St. Louis*	O	1-2
49		21	St. Louis*	O	3-4
50		23	at NY Rangers	L	4-8
51		24	at Ottawa	L	3-4
52		26	Florida	W	4-2
53		28	Chicago	W	2-1
54		30	at Montreal*	W	4-3
55	Feb.	4	at Columbus	W	8-0
56		5	Buffalo*	T	2-2
57		9	Florida	W	4-1
58		11	at Colorado	L	2-5
59		12	at Vancouver*	W	2-1
60		26	at NY Islanders*	T	3-3
61		28	Carolina	L	2-6
62	Mar.	1	at Buffalo	L	3-4
63		4	Philadelphia	L	1-4
64		6	at Montreal	L	3-5
65		8	at Atlanta	W	3-0
66		9	Calgary	W	3-2
67		13	at NY Rangers	W	3-1
68		14	Toronto	L	1-2
69		16	Detroit	W	2-1
70		19	Phoenix	W	4-2
71		21	at Buffalo	W	2-1
72		23	at Florida	W	3-1
73		24	at Tampa Bay*	W	4-3
74		26	at Carolina	W	3-2
75		30	Carolina	L	0-2
76	Apr.	2	at Philadelphia	W	4-2
77		4	NY Islanders*	O	1-2
78		6	NY Rangers	L	4-6
79		7	at New Jersey*	O	2-3
80		9	Tampa Bay*	T	2-2
81		11	at Ottawa	L	0-4
82		13	Pittsburgh	W	7-1

Player	GP	G	A	PTS	PIM
Glen Murray/Los Angeles	9	6	5	11	0
/Boston	73	35	25	60	40
/Total	82	41	30	71	40
Sergei Samsonov	74	29	41	70	27
Joe Thornton	66	22	46	68	127
Bill Guerin	78	41	25	66	91
Brian Rolston	82	31	31	62	30
Jozef Stumpel/Los Angeles	9	1	3	4	4
/Boston	72	7	47	54	14
/Total	81	8	50	58	18
Martin Lapointe	68	17	23	40	101
Marty McInnis/Anaheim	60	9	14	23	25
/Boston	19	2	3	5	8
/Total	79	11	17	28	33
Sean O'Donnell	80	3	22	25	89
P. J. Axelsson	78	7	17	24	16
Hal Gill	79	4	18	22	77
Rob Zamuner	66	12	13	25	24
Nick Boynton	80	4	14	18	107
Don Sweeney	81	3	15	18	35
Mike Knuble	54	8	6	14	42
Sean Brown/Edmonton	61	6	4	10	127
/Boston	12	0	1	1	47
/Total	73	6	5	11	174
Benoit Hogue	17	4	4	8	9
Kyle McLaren	38	0	8	8	19
Jamie Rivers/Ottawa	2	0	0	0	4
/Boston	64	4	2	6	45
/Total	66	4	2	6	49
Scott Pellerin	35	1	5	6	6
Jeff Norton/Florida	29	0	4	4	8
/Boston	3	0	1	1	2
/Total	32	0	5	5	10
Dennis Bonvie	23	1	2	3	84
Jonathan Girard	20	0	3	3	9
Jarno Kultanen	38	0	3	3	33
P. J. Stock	58	0	3	3	122
Gord Murphy	15	0	2	2	13
John Emmons	22	0	2	2	16
Andrei Nazarov	47	0	2	2	164
Andy Hilbert	6	1	0	1	2
Ivan Huml	1	0	1	1	0
John Grahame	19	0	1	1	6
Byron Dafoe	64	0	1	1	27
Andrew Raycroft	1	0	0	0	0
Chris Kelleher	1	0	0	0	0
Tony Tuzzolino	2	0	0	0	0
Richard Jackman	2	0	0	0	2
Eric Manlow	3	0	0	0	0
Mikko Eloranta	6	0	0	0	2
Pavel Kolarik	13	0	0	0	6

Brian Rolston set a club record with nine shorthanded goals in 2001-02.

Goaltender	GP	MINS	W-L-T	GA	GAA
Byron Dafoe	64	3827	35-26-3	141	2.21
Andrew Raycroft	1	65	0-0-1	3	2.77
John Grahame	19	1079	8-7-2	52	2.89

2001-02 NOTABLES:

Home Record..... 23-11-2-5
Road Record..... 20-13-4-4
Overall Record..... 43-24-6-9

• Bill Guerin is named to the NHL's Second All-Star Team.
• The Bruins take the Northeast Division crown.
• October 4, 2001: Ray Bourque's number 77 is honored in pre-game ceremonies.
• March 26, 2002: Brian Rolston sets a new club record with his eighth shorthanded goal of the season. He finishes the season with nine.

2002-03

Gm	Date		Opponent	Score	
1	Oct.	11	at Minnesota	L	1-5
2		14	at Colorado	W	2-1
3		16	at Vancouver	W	6-3
4		17	at Calgary*	T	3-3
5		19	at Edmonton	W	4-3
6		21	at Toronto	W	4-1
7		24	Ottawa*	T	2-2
8		26	Atlanta	W	4-3
9		30	at Washington	W	7-2
10		31	Anaheim	L	1-4
11	Nov.	2	NY Rangers	W	3-2
12		7	at Detroit*	O	1-2
13		9	Ottawa	W	7-1
14		11	Edmonton	W	6-1
15		12	at Buffalo	W	4-3
16		14	NY Islanders	W	4-1
17		16	at Philadelphia*	T	2-2
18		19	at Toronto	L	0-2
19		21	Carolina	W	3-1
20		23	Buffalo	W	4-1
21		26	Calgary	W	7-2
22		29	Montreal	W	4-2
23		30	at Pittsburgh	W	3-2
24	Dec.	3	St. Louis	L	0-4
25		5	Atlanta*	W	4-3
26		7	Tampa Bay*	W	3-2
27		8	at NY Rangers	W	4-1
28		10	Montreal	L	2-4
29		12	Ottawa	L	2-5
30		14	at Montreal	L	2-4
31		18	at Buffalo	L	2-4
32		19	at Washington	L	3-5
33		21	Florida*	T	3-3
34		23	San Jose	W	5-2
35		27	at Tampa Bay	L	2-5
36		28	at Atlanta	W	1-0
37		30	New Jersey	L	0-1
38	Jan.	3	at NY Islanders	L	4-8
39		4	Carolina	L	2-4
40		7	at Toronto	L	2-5
41		10	at Buffalo	L	2-4
42		11	Toronto	W	6-2
43		13	Pittsburgh	L	1-2
44		15	at Florida	L	0-3
45		17	at Atlanta	L	1-3

46	Jan.	18	Columbus	W	7-2
47		20	Washington*	T	3-3
48		23	at Pittsburgh	W	4-1
49		25	Philadelphia*	W	1-0
50		28	Nashville	W	2-1
51		30	Chicago	L	1-3
52	Feb.	4	Colorado*	O	2-3
53		6	Montreal	W	6-3
54		8	Pittsburgh	L	2-5
55		11	at Montreal	L	1-3
56		14	at Florida*	W	6-5
57		15	at Tampa Bay	L	2-5
58		17	at Nashville	L	1-5
59		19	at Carolina*	T	1-1
60		21	at New Jersey	L	2-3
61		23	at NY Islanders*	T	4-4
62		25	Dallas*	T	5-5
63		27	at NY Rangers	L	1-4
64	Mar.	1	Philadelphia*	O	2-3
65		3	Vancouver	L	4-6
66		4	at Carolina	W	4-2
67		6	NY Islanders	W	4-1
68		8	Washington*	W	5-4
69		9	at Chicago	L	5-8
70		11	at Ottawa*	O	3-4
71		13	New Jersey	W	4-3
72		15	Florida	W	4-1
73		18	at Phoenix	L	1-2
74		21	at San Jose	L	2-3
75		22	at Los Angeles*	W	4-3
76		24	Toronto	W	3-2
77		27	at Philadelphia*	T	2-2
78		29	NY Rangers	L	1-3
79		31	Tampa Bay	T	2-2
80	Apr.	1	at Ottawa	L	2-3
81		3	at New Jersey*	T	1-1
82		5	Buffalo	W	8-5

Player	GP	G	A	PTS	PIM
Joe Thornton	77	36	65	101	109
Glen Murray	82	44	48	92	64
Mike Knuble	75	30	29	59	45
Brian Rolston	81	27	32	59	32
Jozef Stumpel	78	14	37	51	12
Bryan Berard	80	10	28	38	64
P. J. Axelsson	66	17	19	36	24
Nick Boynton	78	7	17	24	99
Jonathan Girard	73	6	16	22	21
Dan McGillis/Philadelphia	24	0	3	3	20
/San Jose	37	3	13	16	30
/Boston	10	0	1	1	10
/Total	71	3	17	20	60
Michal Grosek	63	2	18	20	71
Marty McInnis	77	9	10	19	38
Martin Lapointe	59	8	10	18	87
Ivan Huml	41	6	11	17	30
Hal Gill	76	4	13	17	56
Rob Zamuner	55	10	6	16	18
Sean O'Donnell	70	1	15	16	76
Sergei Samsonov	8	5	6	11	2
P. J. Stock	71	1	9	10	160
Don Sweeney	67	3	5	8	24
Ian Moran/Pittsburgh	70	0	7	7	46
/Boston	8	0	1	1	2
/Total	78	0	8	8	48
Sean Brown	69	1	5	6	117
Lee Goren	14	2	1	3	7
Andy Hilbert	14	0	3	3	7
John Grahame	23	0	2	2	2
Zdenek Kutlak	4	1	0	1	0
Kris Vernarsky	14	1	0	1	2
Rich Brennan	7	0	1	1	6
Martin Samuelsson	8	0	1	1	2
Brantt Myhres	1	0	0	0	31
Jarno Kultanen	2	0	0	0	0
Matt Herr	3	0	0	0	0
Tim Thomas	4	0	0	0	0
Andrew Raycroft	5	0	0	0	0
Shaone Morrisonn	11	0	0	0	8
Jeff Hackett	18	0	0	0	2
Steve Shields	36	0	0	0	8
Krzysztof Oliwa/NY Rangers	9	0	0	0	51
/Boston	33	0	0	0	110
/Total	42	0	0	0	161

Goaltender	GP	MINS	W-L-T	GA	GAA
Andrew Raycroft	5	300	2-3-0	12	2.40
John Grahame	23	1352	11-9-2	61	2.71
Steve Shields	36	2113	12-13-9	97	2.75
Tim Thomas	4	220	3-1-0	11	3.00
Jeff Hackett	18	990	8-9-0	53	3.21

Don Sweeney played his 1,000th NHL/Bruins game on November 14, 2002, becoming just the second defenseman in Bruins history to reach that milestone.

2002-03 NOTABLES:

Home Record..... 23-11-5-2
Road Record..... 13-20-6-2
Overall Record.....36-31-11-4

- Joe Thornton earns a Second Team All-Star berth.
- The Bruins place two players among the league's scoring elite as Joe Thornton finishes third and Glen Murray seventh overall in the Art Ross race.
- October 14, 2002: Sergei Samsonov scores the game-winning goal at 19:59 of the third period for a 2-1 victory in Colorado.
- October 24, 2002: Terry O'Reilly's number 24 is retired in pre-game ceremonies.
- November 14, 2002: Don Sweeney plays his 1,000th NHL/Bruins game in a 4-1 win vs. the Islanders.
- February 14, 2003: Mike Knuble scores the fastest two goals from the start of a game in team history with first period tallies at 0:10 and 0:27 in Florida. It is a league record for fastest two goals from the start of a game by one player.
- April 5, 2003: Joe Thornton records his 100th point of the season in an 8-5 win vs. Buffalo.

2003-04

Gm	Date		Opponent	Score	
1	Oct.	8	New Jersey*	T	3-3
2		10	at Tampa Bay	L	1-5
3		11	at Florida*	T	3-3
4		15	at Dallas	W	2-0
5		18	at Los Angeles	W	4-3
6		19	at Anaheim*	W	4-3
7		21	at Colorado	W	4-1
8		23	Carolina	L	0-2
9		25	at New Jersey	W	5-2
10		28	at Montreal	W	2-0
11		30	Montreal*	O	0-1
12	Nov.	1	at Pittsburgh*	O	2-3
13		6	San Jose*	T	5-5
14		8	Dallas	W	4-1
15		11	Edmonton	W	4-3
16		14	at Columbus	W	4-0
17		15	Vancouver*	W	2-1
18		19	at Atlanta*	O	4-5
19		20	Washington	W	3-2
20		22	at Philadelphia	L	2-3
21		25	at St. Louis*	O	3-4
22		28	Nashville	L	1-2
23		30	Phoenix*	T	3-3
24	Dec.	3	at Atlanta	W	6-4
25		4	Toronto	L	0-6
26		6	Philadelphia*	T	1-1
27		8	Ottawa*	T	2-2
28		10	at Florida*	T	1-1
29		11	at Washington	L	5-6
30		13	at Ottawa	W	3-2
31		16	at Montreal*	T	1-1
32		18	Calgary	L	0-5
33		20	Carolina	L	1-2
34		22	at NY Rangers	L	2-4
35		23	Tampa Bay*	T	1-1
36		27	at Tampa Bay	L	2-4
37		29	at Washington	W	3-1
38		30	Ottawa	L	0-3
39	Jan.	1	Toronto	W	3-2
40		3	NY Islanders*	T	3-3
41		7	at Detroit	W	3-0
42		8	Pittsburgh	W	3-1
43		10	Detroit*	W	2-1
44	Jan.	12	Buffalo	W	4-3
45		15	at Buffalo	W	1-0
46		17	at Ottawa	L	0-4
47		19	NY Rangers	W	5-2
48		20	at NY Rangers	W	4-1
49		22	Buffalo	L	2-3
50		24	Florida	L	1-2
51		27	at NY Islanders*	T	2-2
52		29	NY Islanders*	W	2-1
53		31	at Montreal	W	1-0
54	Feb.	1	Pittsburgh	W	4-1
55		3	Atlanta	W	5-4
56		5	at Buffalo	W	6-2
57		10	at Pittsburgh	W	6-3
58		12	at Ottawa*	O	2-3
59		14	at Chicago*	O	1-2
60		17	at Toronto	W	5-2
61		19	at Philadelphia	W	4-3
62		21	at Carolina*	T	3-3
63		23	Florida	L	0-2
64		24	at NY Islanders*	T	0-0
65		26	Montreal*	O	2-3
66		28	Philadelphia*	W	3-2
67	Mar.	2	at Toronto	L	2-3
68		4	NY Rangers	W	3-1
69		6	Atlanta*	T	2-2
70		9	at Nashville	W	3-2
71		11	at Buffalo*	W	3-2
72		13	Buffalo*	W	3-2
73		16	at Toronto	W	2-1
74		18	Minnesota	L	0-2
75		20	Tampa Bay	W	5-4
76		23	Ottawa	W	4-2
77		25	Toronto	L	0-3
78		27	Montreal*	W	3-2
79		30	at Carolina	W	3-2
80	Apr.	1	Washington*	T	3-3
81		3	New Jersey	L	2-5
82		4	at New Jersey	W	3-1

Player	GP	G	A	PTS	PIM
Joe Thornton	77	23	50	73	98
Glen Murray	81	32	28	60	56
Sergei Gonchar/Washington	56	7	42	49	44
/Boston	15	4	5	9	12
/Total	71	11	47	58	56
Brian Rolston	82	19	29	48	40
Mike Knuble	82	21	25	46	32
Sergei Samsonov	58	17	23	40	4
Patrice Bergeron	71	16	23	39	22
Nick Boynton	81	6	24	30	100
Dan McGillis	80	5	23	28	65
Jiri Slegr/Vancouver	16	2	5	7	8
/Boston	36	4	15	19	27
/Total	52	6	20	26	35
Martin Lapointe	78	15	10	25	67
P. J. Axelsson	68	6	14	20	42
Travis Green	64	11	5	16	67
Jeff Jillson	50	4	10	14	35
Michael Nylander/Washington	3	0	2	2	8
/Boston	15	1	11	12	14
/Total	18	1	13	14	22
Ted Donato	63	6	5	11	18
Sean O'Donnell	82	1	10	11	110
Rob Zamuner	57	4	5	9	16
Hal Gill	82	2	7	9	99
Shaone Morrisonn	30	1	7	8	10
Andy Delmore/Buffalo	37	2	5	7	29
/Boston	-	-	-	-	-
/Total	37	2	5	7	29
Craig MacDonald/Florida	34	0	3	3	25
/Boston	18	0	3	3	8
/Total	52	0	6	6	33
Michal Grosek	33	3	2	5	33
Ian Moran	35	1	4	5	28
Sandy McCarthy	37	3	1	4	28
Carl Corazzini	12	2	0	2	0
Andy Hilbert	18	2	0	2	9
Andrew Raycroft	57	0	2	2	0
Sergei Zinovjev	10	0	1	1	2
Doug Doull	35	0	1	1	132
P. J. Stock	1	0	0	0	0
Colton Orr	1	0	0	0	0
Zdenek Kutlak	2	0	0	0	0
Kris Vernarsky	3	0	0	0	0
Pat Leahy	6	0	0	0	0
Martin Samuelsson	6	0	0	0	0
Ivan Huml	7	0	0	0	6
Felix Potvin	28	0	0	0	8

REGULAR SEASON SCORING & RESULTS

Goaltender	GP	MINS	W-L-T	GA	GAA
Andrew Raycroft	57	3421	29-18-9	117	2.05
Felix Potvin	28	1608	12-8-6	67	2.50

Cam Neely's number 8 was retired by the Bruins on January 12, 2004.

2003-04 NOTABLES:

Home Record..... 18-12-9-2
Road Record..... 23-7-6-5
Overall Record..... 41-19-15-7

- The Bruins win the Northeast Division title.
- Andrew Raycroft wins the Calder Trophy.
- January 12, 2004: Cam Neely's number 8 is retired in pre-game ceremonies.
- March 27, 2004: The Bruins set an NHL record with their 29th overtime game of the season, a 3-2 victory over Montreal.

2004-05

Season Cancelled - NHL Lockout

2005-06

Gm	Date		Opponent	Score	
1	Oct.	5	Montreal	L	1-2
2		7	at Buffalo	L	1-4
3		8	at Pittsburgh*	W	7-6
4		10	at Tampa Bay	W	4-2
5		13	at Florida	W	5-2
6		15	at Ottawa	L	1-5
7		18	at Montreal	L	3-4
8		20	Buffalo	L	3-4
9		22	Pittsburgh	W	6-3
10		24	at Toronto*	O	4-5
11		26	at Carolina*	O	3-4
12		27	Toronto	W	2-1
13		29	New Jersey*	O	4-5
14	Nov.	1	at NY Islanders*	O	3-4
15		3	Florida	W	4-1
16		5	Pittsburgh	W	6-3
17		8	at Philadelphia*	O	3-4
18		10	Ottawa	L	2-5
19		12	at NY Islanders	L	2-5
20		17	Toronto	L	1-4
21		19	Buffalo	L	2-3
22		20	at NY Rangers	L	2-3
23		23	at Toronto	W	5-1
24		25	Philadelphia	L	3-5
25		26	at Ottawa	L	2-4
26		29	at New Jersey	L	2-3
27	Dec.	1	Ottawa	W	3-0
28		3	at Edmonton*	W	5-4
29		4	at Vancouver	L	2-5
30		7	at Colorado	L	1-4
31		11	Phoenix*	O	1-2
32		15	at Minnesota	W	3-2
33		17	at Calgary	L	0-3
34		22	Toronto	W	4-1
35		23	at Toronto	L	1-2
36		27	at Washington*	W	4-3
37		28	at Florida	L	4-6
38		30	at Tampa Bay	W	2-1
39	Jan.	2	Philadelphia	L	0-1
40		5	Ottawa	W	4-2
41		7	Tampa Bay	W	6-3
42		10	San Jose	L	2-6
43		12	Los Angeles	L	0-6
44		14	Dallas*	O	1-2
45		16	Anaheim*	W	4-3
46		19	at Philadelphia	W	5-2
47	Jan.	21	NY Rangers*	O	2-3
48		23	at Washington	W	3-2
49		24	at Atlanta	W	3-2
50		26	Washington	W	3-2
51		28	NY Islanders	L	3-4
52		30	at Ottawa	W	5-0
53	Feb.	2	Montreal	W	3-1
54		4	at Montreal	L	0-2
55		5	Carolina*	O	3-4
56		8	at Pittsburgh	W	3-1
57		9	New Jersey*	O	2-3
58		11	Tampa Bay	L	5-6
59	Mar.	1	at Carolina	L	3-4
60		2	Atlanta	W	3-2
61		4	Buffalo	L	2-3
62		7	at Buffalo	L	2-3
63		9	Montreal	L	0-3
64		11	NY Islanders	L	1-3
65		12	at Buffalo	L	2-6
66		14	at Toronto*	O	4-5
67		16	Ottawa*	W	3-2
68		18	Carolina	W	4-2
69		20	at NY Rangers	L	2-5
70		21	Atlanta*	O	4-5
71		24	at New Jersey	L	2-4
72		25	Buffalo	W	5-4
73		27	Florida*	O	3-4
74		29	at Buffalo	L	3-4
75	Apr.	1	at Montreal	L	0-2
76		4	at Montreal	L	3-5
77		6	Toronto*	W	3-2
78		8	NY Rangers*	O	3-4
79		10	Washington*	O	1-2
80		11	at Ottawa*	O	3-4
81		13	Montreal	L	3-4
82		15	at Atlanta	L	3-4

Player	GP	G	A	PTS	PIM
Patrice Bergeron	81	31	42	73	22
Brad Boyes	82	26	43	69	28
Marco Sturm/San Jose	23	6	10	16	16
/Boston	51	23	20	43	32
/Total	74	29	30	59	48
Glen Murray	64	24	29	53	52
Brad Stuart/San Jose	23	2	10	12	14
/Boston	55	10	21	31	36
/Total	78	12	31	43	50
Sergei Samsonov	55	18	19	37	22
Marty Reasoner/Edmonton	58	9	17	26	20
/Boston	19	2	6	8	8
/Total	77	11	23	34	28
Joe Thornton	23	9	24	33	6
Brian Leetch	61	5	27	32	36
P. J. Axelsson	59	10	18	28	4
Brad Isbister	58	6	17	23	46
Wayne Primeau/San Jose	21	5	3	8	17
/Boston	50	6	8	14	40
/Total	71	11	11	22	57
Travis Green	82	10	12	22	79
David Tanabe/Phoenix	21	0	4	4	8
/Boston	54	4	12	16	48
/Total	75	4	16	20	56
Jiri Slegr	32	5	11	16	56
Nick Boynton	54	5	7	12	93
Josh Langfeld/San Jose	39	2	9	11	16
/Boston	18	0	1	1	10
/Total	57	2	10	12	26
Milan Jurcina	51	6	5	11	54
Dave Scatchard	16	4	6	10	28
Tom Fitzgerald	71	4	6	10	40
Alex Zhamnov	24	1	9	10	30
Hal Gill	80	1	9	10	124
Mariusz Czerkawski/Toronto	19	4	1	5	6
/Boston	16	4	1	5	4
/Total	35	8	2	10	10
Pat Leahy	43	4	4	8	19
Shawn McEachern	28	2	6	8	22
Andrew Alberts	73	1	6	7	68
Eric Nickulas	16	2	4	6	8
Dan LaCouture	55	2	2	4	53
Yan Stastny/Edmonton	3	0	0	0	0
/Boston	17	1	3	4	10
/Total	20	1	3	4	10
Ian Moran	12	1	1	2	10
Mark Stuart	17	1	1	2	10
Kevin Dallman	21	0	1	1	8
Tim Thomas	38	0	1	1	4
Jordan Sigalet	1	0	0	0	0
Ben Guite	1	0	0	0	0
Nathan Robinson	2	0	0	0	0
Jay Leach	2	0	0	0	7
Eric Healey	2	0	0	0	2
Zdenek Blatny	5	0	0	0	2
Ben Walter	6	0	0	0	4
Hannu Toivonen	20	0	0	0	6
Colton Orr	20	0	0	0	27
Andrew Raycroft	30	0	0	0	0

Goaltender	GP	MINS	W-L-O	GA	GAA
Jordan Sigalet	1	1	0-0-0	0	0.00
Hannu Toivonen	20	1162	9-5-4	51	2.63
Tim Thomas	38	2193	12-13-10	101	2.76
Andrew Raycroft	30	1615	8-19-2	100	3.72

2005-06 NOTABLES:

Home Record..... 16-15-10
Road Record..... 13-22-6
Overall Record..... 29-37-16

- October 18, 2005: Brian Leetch records his 1,000th NHL point with an assist in a 1-1=2 effort in Montreal.
- October 24, 2005: The Bruins participate in their first NHL shootout, dropping a 5-4 decision in Toronto.
- January 28, 2006: The NY Islanders take 51 shots on goal, the most shots allowed by the Bruins since March 27, 1971 (52 by NY Rangers).
- April 13, 2006: Patrice Bergeron scores twice vs. Montreal, becoming the youngest player in team history to score 30 goals in a season at 20 years, 262 days.

Patrice Bergeron became the youngest player in team history to score 30 goals in a season when he scored 31 in 2005-06.

2006-07

Gm	Date		Opponent	Score	
1	Oct.	6	at Florida	L	3-8
2		7	at Tampa Bay	W	3-2
3		11	at Atlanta	L	1-4
4		12	at St. Louis	O	2-3
5		14	at NY Islanders	L	1-4
6		19	Calgary	W	3-2
7		21	Buffalo	L	2-6
8		26	Montreal	L	2-3
9		28	Ottawa	W	2-1
10	Nov.	2	Buffalo	O	4-5
11		4	Tampa Bay*	W	6-5
12		6	at Atlanta	L	3-5
13		9	Toronto	L	4-6
14		11	Ottawa	W	4-3
15		15	at Washington*	W	3-2
16		16	Toronto*	W	2-1
17		18	Washington*	W	3-2
18		20	Florida	L	2-3
19		22	at Pittsburgh*	W	4-3
20		24	Carolina	L	1-5
21		25	at Toronto	W	3-1
22		28	at Toronto	W	4-1
23		30	Tampa Bay*	W	4-3
24	Dec.	2	at Carolina	L	2-5
25		4	at Montreal	W	6-5
26		7	Toronto	W	3-1
27		9	New Jersey	L	1-5
28		12	at Montreal	L	3-4
29		14	New Jersey	W	5-3
30		16	Florida	L	3-6
31		19	at Ottawa	W	7-2
32		21	Vancouver	W	2-0
33		23	Montreal	W	4-2
34		26	at Columbus	O	4-5
35		29	at Chicago	W	5-3
36		30	at Nashville	L	0-5
37	Jan.	1	at Toronto	L	1-5
38		4	Toronto	L	2-10

39	Jan.	6	Philadelphia	W	4-3
40		9	at Ottawa	L	2-5
41		11	NY Islanders	O	4-5
42		13	at NY Rangers	L	1-3
43		15	Buffalo*	W	3-2
44		17	at Buffalo	L	3-6
45		18	Pittsburgh*	W	5-4
46		20	Ottawa	L	0-3
47		27	at Ottawa	L	1-3
48		29	NY Rangers	L	1-6
49		30	at Buffalo	L	1-7
50	Feb.	1	Buffalo	L	1-3
51		3	at Carolina*	W	4-3
52		6	at Washington*	W	3-2
53		8	Carolina	L	2-5
54		10	NY Islanders*	W	4-3
55		13	Edmonton	W	3-0
56		15	at NY Islanders	L	1-4
57		17	at Buffalo*	W	4-3
58		19	at Philadelphia	W	6-3
59		20	at Toronto	W	3-0
60		23	at Tampa Bay	W	6-2
61		24	at Florida	L	2-7
62		26	Atlanta	L	2-3
63	Mar.	1	Philadelphia	O	3-4
64		3	Montreal	W	3-1
65		4	at New Jersey	W	4-1
66		6	Colorado	L	0-2
67		8	Minnesota	L	1-2
68		10	at Philadelphia	L	1-4
69		11	at Detroit	W	6-3
70		15	Washington*	W	4-3
71		17	at NY Rangers	L	0-7
72		20	at Montreal	L	0-1
73		22	Montreal	L	3-6
74		24	NY Rangers	O	1-2
75		25	at Pittsburgh	L	0-5
76		27	at Ottawa	W	3-2
77		29	Pittsburgh	L	2-4
78		31	Atlanta	L	2-3
79	Apr.	1	at New Jersey	L	1-3
80		3	at Montreal	L	0-2
81		5	at Buffalo	L	2-4
82		7	Ottawa	L	3-6



Marc Savard led the Bruins in scoring in 2006-07 in his first season with the team.

Player	GP	G	A	PTS	PIM
Marc Savard	82	22	74	96	96
Patrice Bergeron	77	22	48	70	26
Glen Murray	59	28	17	45	44
Marco Sturm	76	27	17	44	46
Zdeno Chara	80	11	32	43	100
Brad Boyes	62	13	21	34	25
Phil Kessel	70	11	18	29	12
P. J. Axelsson	55	11	16	27	52
Dennis Wideman/St.Louis	55	5	17	22	44
/Boston	20	1	2	3	27
/Total	75	6	19	25	71
Brandon Bochenski/Chicago	10	2	0	2	2
/Boston	31	11	11	22	14
/Total	41	13	11	24	16
Chuck Kobasew/Calgary	40	4	13	17	37
/Boston	10	1	1	2	25
/Total	50	5	14	19	62
Paul Mara	59	3	15	18	95
Brad Stuart	48	7	10	17	26
Shean Donovan	76	6	11	17	56
Mark Mowers	78	5	12	17	26
Aaron Ward/NY Rangers	60	3	10	13	57
/Boston	20	1	2	3	18
/Total	80	4	12	16	75
Wayne Primeau	51	7	8	15	75
Andrew Ference/Calgary	54	2	10	12	66
/Boston	26	1	2	3	31
/Total	80	3	12	15	97
Petr Tenkrat	64	9	5	14	34
Stanislav Chistov/Anaheim	1	0	0	0	0
/Boston	60	5	8	13	36
/Total	61	5	8	13	36
Andrew Alberts	76	0	10	10	124
Jason York	49	1	7	8	32
Petr Kalus	9	4	1	5	6
Milan Jurcina	40	2	1	3	20
Bobby Allen	31	0	3	3	10
Matt Lashoff	12	0	2	2	12
Yan Stastny	21	0	2	2	19
Jeff Hoggan	46	0	2	2	33
Wade Brookbank	7	1	0	1	15
Mark Stuart	15	0	1	1	14
Nathan Dempsey	17	0	1	1	6
Jeremy Reich	32	0	1	1	63
Jonathan Sigalet	1	0	0	0	4
Philippe Sauve	2	0	0	0	0
Brian Finley	2	0	0	0	0
Nate Thompson	4	0	0	0	0
Ben Walter	4	0	0	0	0
David Krejci	6	0	0	0	2
Joey MacDonald/Detroit	8	0	0	0	0
/Boston	7	0	0	0	0
/Total	15	0	0	0	0
Hannu Toivonen	18	0	0	0	2
Tim Thomas	66	0	0	0	6

Goaltender	GP	MINS	W-L-O	GA	GAA
Joey MacDonald	7	358	2-2-1	16	2.68
Brian Finley	2	59	0-1-0	3	3.05
Tim Thomas	66	3619	30-29-4	189	3.13
Hannu Toivonen	18	894	3-9-1	63	4.23
Philippe Sauve	2	41	0-0-0	4	5.85

2006-07 NOTABLES:

Home Record..... 18-19-4
Road Record.....17-22-2
Overall Record..... 35-41-6

- Marc Savard finishes ninth overall in the Art Ross scoring race.
- Phil Kessel wins the Masterton Trophy.
- December 19, 2006: Patrice Bergeron has five assists in a 7-2 win in Ottawa.
- February 8, 2007: Carolina's Ray Whitney scores a hat trick in just a 1:40 span of the second period in a 5-2 Carolina win in Boston.
- March 1, 2007: The Bruins face 55 shots from Philadelphia, the most shots by a Boston opponent since March 18, 1965 vs. Detroit.

2007-08

Gm	Date		Opponent	Score	
1	Oct.	5	at Dallas	L	1-4
2		6	at Phoenix	W	3-1
3		10	at Anaheim	L	1-2
4		12	at Los Angeles	W	8-6
5		13	at San Jose	W	2-1
6		18	Tampa Bay	W	4-1
7		20	NY Rangers*	W	1-0
8		22	at Montreal	L	1-6
9		25	Chicago	W	3-1
10		27	Philadelphia	L	1-2
11	Nov.	1	Buffalo*	W	4-3
12		3	at Ottawa	L	2-3
13		4	Ottawa	O	1-2
14		7	at Buffalo	O	1-2
15		8	Montreal	L	1-2
16		10	Buffalo	W	2-1
17		15	Toronto	W	5-2
18		17	at Montreal	L	4-7
19		20	at Toronto	W	4-2
20		23	NY Islanders	W	2-1
21		24	at NY Islanders	L	1-2
22		26	at Philadelphia	W	6-3
23		29	at Florida	W	4-3
24	Dec.	1	at Tampa Bay	L	1-4
25		3	at NY Islanders	W	3-1
26		5	at New Jersey	O	3-4
27		6	Montreal	L	2-4
28		8	at Toronto	W	2-1
29		10	at Buffalo	W	4-1
30		12	at Atlanta	W	5-3
31		13	New Jersey	L	1-3
32		15	Columbus	W	2-0
33		18	Ottawa	L	2-3
34	Dec.	20	Pittsburgh	O	4-5
35		22	St. Louis	L	1-4
36		23	at Pittsburgh	L	2-4
37		28	at Carolina	L	3-4
38		29	at Atlanta	L	0-5
39		31	Atlanta	W	5-2
40	Jan.	3	Washington	W	2-0
41		5	New Jersey	W	4-3
42		8	Carolina	L	0-1
43		10	Montreal	L	2-5
44		12	at Philadelphia*	W	4-3
45		17	Toronto	O	2-3
46		19	NY Rangers*	W	4-3
47		20	at NY Rangers	W	3-1
48		22	at Montreal	L	2-8
49		24	NY Islanders	W	4-1
50		29	Nashville	W	3-1
51		31	at Ottawa	W	3-1
52	Feb.	2	Detroit	L	1-3
53		5	Buffalo	L	2-4
54		8	at Buffalo*	W	3-2
55		9	Florida	L	3-6
56		12	Carolina	L	2-3
57		13	at Pittsburgh	W	2-1
58		16	at Toronto	O	3-4
59		19	at Carolina*	W	3-2
60		21	at Florida*	W	5-4
61		23	at Tampa Bay	W	5-3
62		26	Ottawa	W	4-0
63		28	Pittsburgh	W	5-1
64	Mar.	1	Atlanta*	W	3-2
65		3	at Washington	L	2-10
66		4	Florida	O	0-1
67		6	Toronto	L	2-8
68		8	Washington	W	2-1
69		9	at NY Rangers	O	0-1
70		11	at Ottawa	L	1-4
71		13	Tampa Bay	L	1-3
72		15	Philadelphia*	W	3-2
73		16	at Washington	O	1-2
74		20	Montreal	L	2-4
75		22	at Montreal	O	2-3
76		25	at Toronto	W	6-2
77		27	Toronto	W	4-2
78		29	Ottawa	W	4-0
79		30	at Buffalo	O	1-2
80	Apr.	2	at New Jersey	O	2-3
81		4	at Ottawa	W	2-1
82		5	Buffalo	L	0-3

Player	GP	G	A	PTS	PIM
Marc Savard	74	15	63	78	66
Marco Sturm	80	27	29	56	40
Zdeno Chara	77	17	34	51	114
Chuck Kobasew	73	22	17	39	29
Phil Kessel	82	19	18	37	28
Dennis Wideman	81	13	23	36	70
Glen Metropolit	82	11	22	33	36
Glen Murray	63	17	13	30	50
P. J. Axelsson	75	13	16	29	15
Milan Lucic	77	8	19	27	89
David Krejci	56	6	21	27	20
Peter Schaefer	63	9	17	26	18
Andrew Ference	59	1	14	15	50
Aaron Ward	65	5	8	13	54
Petteri Nokelainen	57	7	3	10	19
Mark Stuart	82	4	4	8	81
Shane Hnidy/Anaheim	33	1	2	3	30
/Boston	43	1	4	5	41
/Total	76	2	6	8	71
Shawn Thornton	58	4	3	7	74
Patrice Bergeron	10	3	4	7	2
Vladimir Sobotka	48	1	6	7	24
Brandon Bochenski	20	0	6	6	6
Matt Lashoff	18	1	4	5	0
Jeremy Reich	58	2	2	4	78
Andrew Alberts	35	0	2	2	39
Matt Hunwick	13	0	1	1	4
Jeff Hoggan	1	0	0	0	0
Tuukka Rask	4	0	0	0	0
Manny Fernandez	4	0	0	0	0
Pascal Pelletier	6	0	0	0	0
Bobby Allen	18	0	0	0	2
Alex Auld	23	0	0	0	0
Tim Thomas	47	0	0	0	2

Goaltender	GP	MINS	W-L-O	GA	GAA
Alex Auld	23	1213	9-7-5	47	2.32
Tim Thomas	57	3343	28-19-6	136	2.44
Tuukka Rask	4	184	2-1-1	10	3.26
Manny Fernandez	4	244	2-2-0	16	3.93

2007-08 NOTABLES:

Home Record.....21-16-4
Road Record.....20-13-8
Overall Record.....41-29-12

- Marc Savard finishes third in the league in assists.
- Zdeno Chara is named a Second Team All-Star and is a finalist for the Norris Trophy.
- February 2, 2008: Marco Sturm plays his 730th NHL game vs. Detroit, the most ever by a player born and raised in Germany.
- March 16, 2008: Glen Murray plays his 1,000th NHL game in Washington.

Zdeno Chara was named a Second Team NHL All-Star in 2007-08 and was a finalist for the Norris Trophy as well.

2008-09

Gm	Date		Opponent	Score	
1	Oct.	9	at Colorado	W	5-4
2		11	at Minnesota	L	3-4
3		15	at Montreal	O	3-4
4		18	at Ottawa	W	4-2
5		20	Pittsburgh	O	1-2
6		21	at Buffalo	O	2-3
7		23	Toronto	L	2-4
8		25	Atlanta	W	5-4
9		27	at Edmonton*	W	1-0
10		28	at Vancouver	W	1-0
11		30	at Calgary	L	2-3
12	Nov.	1	Dallas	W	5-1
13		6	Toronto	W	5-2
14		8	Buffalo	W	3-1
15		12	at Chicago*	W	2-1
16		13	Montreal	W	6-1
17		15	at NY Rangers	O	2-3
18		17	at Toronto	W	3-2
19		19	Buffalo	W	7-4
20		21	Florida	W	4-2
21		22	at Montreal*	W	3-2
22		26	at Buffalo	L	2-3
23		28	NY Islanders	W	7-2
24		29	Detroit	W	4-1
25	Dec.	4	at Tampa Bay	W	3-1
26		6	at Florida	W	4-0
27		8	Tampa Bay	W	5-3
28		10	at Washington	L	1-3
29		12	at Atlanta	W	7-3
30		13	Atlanta	W	4-2
31		18	Toronto	W	8-5
32		20	Carolina	W	4-2
33		21	at St. Louis	W	6-3
34		23	at New Jersey	W	2-0
35		27	at Carolina	W	4-2
36		28	at Atlanta	W	2-1
37		30	at Pittsburgh	W	5-2
38	Jan.	1	Pittsburgh	W	4-2
39		3	Buffalo	L	2-4
40		6	Minnesota	L	0-1
41		8	Ottawa	W	6-4
42		10	Carolina	W	5-1
43		13	Montreal	W	3-1
44		15	at NY Islanders	W	2-1
45		17	at Washington	L	1-2
46		19	St. Louis	O	4-5
47		21	at Toronto*	W	4-3
48		27	Washington*	W	3-2
49		29	New Jersey*	O	3-4
50		31	NY Rangers	W	1-0
51	Feb.	1	at Montreal	W	3-1
52		4	at Philadelphia	W	3-1
53	Feb.	5	at Ottawa*	W	4-3
54		7	Philadelphia*	O	3-4
55		10	San Jose	L	2-5
56		13	at New Jersey	L	0-1
57		14	at Nashville*	O	2-3
58		17	at Carolina	W	5-1
59		21	at Florida	L	0-2
60		22	at Tampa Bay	L	3-4
61		24	Florida	W	6-1
62		26	Anaheim	W	6-0
63		28	Washington*	O	3-4
64	Mar.	3	Philadelphia	L	2-4
65		5	Phoenix	L	1-2
66		7	Chicago	W	5-3
67		8	at NY Rangers	L	3-4
68		10	at Columbus	L	0-2
69		12	Ottawa	W	5-3
70		14	NY Islanders	W	2-1
71		15	at Pittsburgh	L	4-6
72		19	Los Angeles*	O	2-3
73		22	New Jersey	W	4-1
74		28	at Toronto	W	7-5
75		29	at Philadelphia	W	4-3
76		31	Tampa Bay	W	3-1
77	Apr.	2	Ottawa	W	2-1
78		4	NY Rangers	W	1-0
79		7	at Ottawa	L	2-3
80		9	Montreal*	W	5-4
81		11	at Buffalo	L	1-6
82		12	at NY Islanders	W	6-2

Player	GP	G	A	PTS	PIM
Marc Savard	82	25	63	88	70
David Krejci	82	22	51	73	26
Mark Recchi/Tampa Bay	62	13	32	45	20
/Boston	18	10	6	16	2
/Total	80	23	38	61	22
Phil Kessel	70	36	24	60	16
Michael Ryder	74	27	26	53	26
Zdeno Chara	80	19	31	50	95
Dennis Wideman	79	13	37	50	34
Blake Wheeler	81	21	24	45	46
Chuck Kobasew	68	21	21	42	56
Milan Lucic	72	17	25	42	136
Patrice Bergeron	64	8	31	39	16
P. J. Axelsson	65	6	24	30	16
Matt Hunwick	53	6	21	27	31
Steve Montador/Anaheim	65	4	16	20	125
/Boston	13	0	1	1	18
/Total	78	4	17	21	143
Stephane Yelle	77	7	11	18	32
Mark Stuart	82	5	12	17	76
Andrew Ference	47	1	15	16	40
Marco Sturm	19	7	6	13	8
Shane Hnidy	65	3	9	12	45
Shawn Thornton	79	6	5	11	123
Aaron Ward	65	3	7	10	44
Byron Bitz	35	4	3	7	18
Vladimir Sobotka	25	1	4	5	10
Martin St. Pierre	14	2	2	4	4
Petteri Nokelainen	33	0	3	3	10
Martins Karsums	6	0	1	1	0
Matt Lashoff	16	0	1	1	10
Tim Thomas	53	0	1	1	6
Johnny Boychuk	1	0	0	0	0
Tuukka Rask	1	0	0	0	0
Mikko Lehtonen	1	0	0	0	0
Manny Fernandez	28	0	0	0	2

Goaltender	GP	MINS	W-L-O	GA	GAA
Tuukka Rask	1	60	1-0-0	0	0.00
Tim Thomas	54	3259	36-11-7	114	2.10
Manny Fernandez	28	1644	16-8-3	71	2.59

Tim Thomas won the Vezina Trophy as the league's top goaltender in 2008-09.

2008-09 NOTABLES:

Home Record.....29-6-6
Road Record.....24-13-4
Overall Record.....53-19-10

- Zdeno Chara and Tim Thomas are named to the NHL's First All-Star Team.
- Zdeno Chara wins the Norris Trophy as the league's top defenseman.
- Tim Thomas wins the Vezina Trophy as the NHL's top goaltender as he leads the NHL in goals against average and save percentage and is sixth overall in wins.
- Claude Julien is named the league's top coach as the Adams Trophy winner.
- Thomas and Manny Fernandez share the Jennings Trophy for allowing the fewest goals against.
- Marc Savard finishes sixth in the NHL in assists and ninth overall in the Art Ross scoring race.
- David Krejci (+37) and Blake Wheeler (+36) finish first and second, respectively, in the league in plus/minus.
- The Bruins finish with the top record in the Eastern Conference and their 53 wins and 116 points are the third-highest such totals in their history.
- October 25, 2008: Milan Lucic scores his first career hat trick in a 3-1=4 effort vs. Atlanta. The teams switched ends at the 9:58 mark of the third period due to incorrect markings on the West End of the TD Banknorth Garden ice.
- October 27-28, 2008: Tim Thomas records consecutive-night 1-0 shutouts in Edmonton and in Vancouver. It is just the second time in NHL history that a goaltender has registered consecutive 1-0 road shutouts.
- November 6, 2008: Blake Wheeler records a hat trick vs. Toronto. It is his 13th career game, the fastest such hat trick by a Bruin since Craig Janney in 1988 (fifth game).
- November 12, 2008: Chicago's Patrick Sharp takes an unsuccessful penalty shot on Tim Thomas. It is the first overtime penalty shot for or against in Bruins history.
- December 23, 2008: Phil Kessel has his point streak snapped at 18 games with 14-14=28 totals. It is the fifth longest point streak in team history.
- January 3, 2009: The Bruins drop a 4-2 decision to Buffalo, halting their win streak at ten games and their home win streak at 14 contests. The overall streak is the fourth longest in club history and the home streak is the fifth longest such home stretch.
- January 17, 2009: The Bruins take a 2-1 loss in Washington, stopping their road win streak at seven games, second-longest in team history.
- January 31, 2009: Tuukka Rask earns his first NHL shutout with a 1-0 win over NY Rangers. It is his only Boston game of the season.
- April 4, 2009: The Bruins take a 1-0 win vs. NY Rangers, clinching the top record in the Eastern Conference.

2009-10

Gm	Date		Opponent	Score	
1	Oct.	1	Washington	L	1-4
2		3	Carolina	W	7-2
3		8	Anaheim	L	1-6
4		10	NY Islanders*	W	4-3
5		12	Colorado	L	3-4
6		16	at Dallas	W	3-0
7		17	at Phoenix	L	1-4
8		21	Nashville	W	3-2
9		22	at Philadelphia*	O	3-4
10		24	at Ottawa*	W	4-3
11		29	New Jersey	L	1-2
12		31	Edmonton	W	2-0
13	Nov.	1	at NY Rangers	L	0-1
14		3	at Detroit	L	0-2
15		5	Montreal*	O	1-2
16		7	Buffalo	W	4-2
17		10	Pittsburgh	W	3-0
18		12	Florida*	O	0-1
19		14	at Pittsburgh*	O	5-6
20		16	NY Islanders	L	1-4
21		19	at Atlanta*	W	4-3
22		20	at Buffalo*	W	2-1
23		23	at St. Louis	W	4-2
24		25	at Minnesota*	W	2-1
25		27	New Jersey*	O	1-2
26		28	Ottawa*	W	4-3
27	Dec.	2	Tampa Bay	W	4-1
28		4	at Montreal	L	1-5
29		5	Toronto	W	7-2
30		10	Toronto	W	5-2
31		12	at NY Islanders*	O	2-3
32		14	Philadelphia	L	1-3

33	Dec.	18	at Chicago*	O	4-5
34		19	at Toronto	L	0-2
35		21	at Ottawa	W	2-0
36		23	Atlanta	W	6-4
37		27	at Florida	W	2-1
38		28	at Tampa Bay	L	1-2
39		30	Atlanta	W	4-0
40	Jan.	1	Philadelphia*	W	2-1
41		4	at NY Rangers	L	2-3
42		5	at Ottawa	W	4-1
43		7	Chicago	L	2-5
44		9	NY Rangers	L	1-3
45		13	at Anaheim	L	3-4
46		14	at San Jose*	W	2-1
47		16	at Los Angeles*	O	3-4
48		18	Ottawa	L	1-5
49		21	Columbus	L	2-3
50		23	Ottawa	L	1-2
51		24	at Carolina	L	1-5
52		29	at Buffalo	L	1-2
53		30	Los Angeles*	O	2-3
54	Feb.	2	Washington	L	1-4
55		4	Montreal*	O	2-3
56		6	Vancouver*	O	2-3
57		7	at Montreal	W	3-0
58		9	at Buffalo*	W	3-2
59		11	at Tampa Bay	W	5-4
60		13	at Florida*	W	3-2
61	Mar.	2	Montreal	L	1-4
62		4	Toronto*	W	3-2
63		6	at NY Islanders	W	3-2
64		7	at Pittsburgh	L	1-2
65		9	at Toronto*	O	3-4
66		11	at Philadelphia	W	5-1
67		13	at Montreal	L	2-3
68		15	at New Jersey	L	2-3
69		16	at Carolina	W	5-2
70		18	Pittsburgh	L	0-3
71		21	NY Rangers	W	2-1
72		23	at Atlanta	W	4-0
73		25	Tampa Bay	L	3-5
74		27	Calgary	W	5-0
75		29	Buffalo	L	2-3
76		30	at New Jersey*	W	1-0
77	Apr.	1	Florida	L	0-1
78		3	at Toronto*	W	2-1
79		5	at Washington*	O	2-3
80		8	Buffalo	W	3-1
81		10	Carolina	W	4-2
82		11	at Washington*	W	4-3

Tuukka Rask led the NHL in both goals against average and save percentage in 2009-10.

Player	GP	G	A	PTS	PIM
Patrice Bergeron	73	19	33	52	28
David Krejci	79	17	35	52	26
Zdeno Chara	80	7	37	44	87
Mark Recchi	81	18	25	43	34
Blake Wheeler	82	18	20	38	53
Marco Sturm	76	22	15	37	30
Michael Ryder	82	18	15	33	35
Marc Savard	41	10	23	33	14
Dennis Seidenberg/Florida	62	2	21	23	33
/Boston	17	2	7	9	6
/Total	79	4	28	32	39
Dennis Wideman	76	6	24	30	34
Derek Morris	58	3	22	25	26
Daniel Paille/Buffalo	2	0	1	1	0
/Boston	74	10	9	19	12
/Total	76	10	10	20	12
Milan Lucic	50	9	11	20	44
Johnny Boychuk	51	5	10	15	43
Miroslav Satan	38	9	5	14	12
Matt Hunwick	76	6	8	14	32
Steve Begin	77	5	9	14	53
Vladimir Sobotka	61	4	6	10	30
Shawn Thornton	74	1	9	10	141
Byron Bitz	45	4	5	9	31
Andrew Ference	51	0	8	8	16
Mark Stuart	56	2	5	7	80
Tuukka Rask	45	0	3	3	2
Adam McQuaid	19	1	0	1	21
Zach Hamill	1	0	1	1	0
Chuck Kobasew	7	0	1	1	2
Trent Whitfield	16	0	1	1	7
Brad Marchand	20	0	1	1	20
Guillaume Lefebvre	1	0	0	0	0
Mikko Lehtonen	1	0	0	0	0
Jeff Penner	2	0	0	0	0
Andy Wozniewski	2	0	0	0	0
Drew Larman	4	0	0	0	0
Andrew Bodnarchuk	5	0	0	0	2
Tim Thomas	42	0	0	0	8

Goaltender	GP	MINS	W-L-O	GA	GAA
Tuukka Rask	45	2562	22-12-5	84	1.97
Tim Thomas	43	2442	17-18-8	104	2.56

2009-10 NOTABLES:

Home Record.....18-17-6
Road Record..... 21-13-7
Overall Record..... 39-30-13

- Tuukka Rask leads the NHL in both goals against average (1.97) and save percentage (.931) with the GAA the lowest by a Boston goaltender playing in at least half of the team's games since Frank Brimsek's 1.57 in 1938-39.
- October 24, 2009: The Bruins score twice in the last 1:28 of the third period to send the game into overtime and take a 4-3 shootout win over Ottawa. It is the first time in team history that the Bruins win a game when they entered the last two minutes of regulation trailing by two goals.
- October 31, 2009: The Bruins earn a 2-0 win over Edmonton which is coach Claude Julien's 100th victory behind the Boston bench. It comes in his 176th game and is the third-fastest 100 wins by a Bruins coach in team history. It is also the third consecutive shutout by the Bruins over Edmonton.
- December 5-10, 2009: The Bruins host the Toronto Maple Leafs in consecutive games with 7-2 and 5-2 wins, respectively. It is the first time the Bruins have hosted the same opponent in consecutive games since Feb. 11-13, 1965.
- January 1, 2010: The Bruins host the Philadelphia Flyers in the 2010 Winter Classic game played at Boston's Fenway Park. Marco Sturm scores the winning goal at 1:57 of overtime before a club-record crowd of 38,112.
- April 10, 2010: The Bruins score three shorthanded goals on the same penalty for the first time in NHL history. The goals come in a 1:04 span by Daniel Paille, Blake Wheeler and Steve Begin.
- April 11, 2010: The Bruins take a 4-3 shootout win in Washington. It is their 19th shootout of the season, tying the NHL single-season mark set by Edmonton in 2007-08.

The 2010 NHL Winter Classic game at Fenway Park was an outstanding success as the Bruins gave a stick salute to the fans following the game.

2010-11

Gm	Date		Opponent	Score	
1	Oct.	9	Phoenix	L	2-5
2		10	at Phoenix	W	3-0
3		16	at New Jersey	W	4-1
4		19	at Washington	W	3-1
5		21	Washington	W	4-1
6		23	NY Rangers	L	2-3
7		28	Toronto	W	2-0
8		30	at Ottawa	W	4-0
9	Nov.	3	at Buffalo	W	5-2
10		5	at Washington	L	3-5
11		6	St. Louis*	O	1-2
12	Nov.	10	at Pittsburgh	W	7-4
13		11	Montreal	L	1-3
14		13	Ottawa	L	0-2
15		15	New Jersey	W	3-0
16		17	at NY Rangers	W	3-2
17		18	Florida	W	4-0
18		20	Los Angeles*	O	3-4
19		22	at Tampa Bay	L	1-3
20		24	at Florida	W	3-1
21		26	Carolina	L	0-3
22		28	at Atlanta	L	1-4
23	Dec.	1	at Philadelphia	W	3-0
24		2	Tampa Bay	W	8-1
25		4	at Toronto*	O	2-3
26		7	Buffalo*	W	3-2
27		9	NY Islanders	W	5-2
28		11	Philadelphia*	O	1-2
29		15	at Buffalo	L	2-3
30		16	at Montreal	L	3-4
31		18	Washington	W	3-2
32		20	Anaheim	L	0-3
33		23	Atlanta	W	4-1
34		27	at Florida*	W	3-2
35		28	at Tampa Bay	W	4-3
36		30	at Atlanta*	O	2-3
37	Jan.	1	at Buffalo*	O	6-7
38		3	at Toronto	W	2-1
39		6	Minnesota	L	1-3
40		8	at Montreal*	O	2-3
41		10	at Pittsburgh	W	4-2
42		11	Ottawa	W	6-0
43		13	Philadelphia	W	7-5
44		15	Pittsburgh	L	2-3
45		17	Carolina	W	7-0
46		18	at Carolina	W	3-2
47		20	Buffalo	L	2-4
48		22	at Colorado	W	6-2
49		24	at Los Angeles	L	0-2
50		26	Florida	W	2-1
51	Feb.	1	at Carolina	W	3-2
52		3	Dallas	W	6-3
53		5	San Jose	L	0-2
54		9	Montreal	W	8-6
55		11	Detroit	L	1-6
56		13	at Detroit	L	2-4
57		15	Toronto	L	3-4
58		17	at NY Islanders	W	6-3
59		18	at Ottawa	W	4-2
60		22	at Calgary	W	3-1
61		26	at Vancouver	W	3-1
62		27	at Edmonton	W	3-2
63	Mar.	1	at Ottawa	W	1-0
64		3	Tampa Bay	W	2-1
65		5	Pittsburgh*	O	2-3
66		8	at Montreal	L	1-4
67		10	Buffalo*	O	3-4
68		11	at NY Islanders	L	2-4
69		15	at Columbus*	W	3-2
70		17	at Nashville*	O	3-4
71		19	at Toronto	L	2-5
72		22	New Jersey	W	4-1
73		24	Montreal	W	7-0
74		26	NY Rangers	L	0-1
75		27	at Philadelphia	W	2-1
76		29	Chicago	W	3-0
77		31	Toronto*	O	3-4
78	Apr.	2	Atlanta	W	3-2
79		4	at NY Rangers	L	3-5
80		6	NY Islanders	W	3-2
81		9	Ottawa	W	3-1
82		10	at New Jersey	L	2-3

Player	GP	G	A	PTS	PIM
Milan Lucic	79	30	32	62	121
David Krejci	75	13	49	62	28
Patrice Bergeron	80	22	35	57	26
Nathan Horton	80	26	27	53	85
Mark Recchi	81	14	34	48	35
Tomas Kaberle/Toronto	58	3	35	38	16
/Boston	24	1	8	9	2
/Total	82	4	43	47	18
Zdeno Chara	81	14	30	44	88
Brad Marchand	77	21	20	41	51
Michael Ryder	79	18	23	41	26
Rich Peverley/Atlanta	59	14	20	34	35
/Boston	23	4	3	7	2
/Total	82	18	23	41	37
Dennis Seidenberg	81	7	25	32	41
Gregory Campbell	80	13	16	29	93
Chris Kelly/Ottawa	57	12	11	23	27
/Boston	24	2	3	5	6

/Total	81	14	14	28	33
Blake Wheeler	58	11	16	27	32
Tyler Seguin	74	11	11	22	18
Shawn Thornton	79	10	10	20	122
Johnny Boychuk	69	3	13	16	45
Adam McQuaid	67	3	12	15	96
Andrew Ference	70	3	12	15	60
Daniel Paille	43	6	7	13	28
Steven Kampfer	38	5	5	10	12
Marc Savard	25	2	8	10	29
Jordan Caron	23	3	4	7	6
Mark Stuart	31	1	4	5	23
Matt Hunwick	22	1	2	3	9
Tim Thomas	57	0	3	3	13
Zach Hamill	3	0	1	1	0
Jamie Arniel	1	0	0	0	0
Shane Hnidy	3	0	0	0	2
Matt Bartkowski	6	0	0	0	4
Tuukka Rask	29	0	0	0	2

Goaltender	GP	MINS	W-L-O	GA	GAA
Tim Thomas	57	3364	35-11-9	112	2.00
Tuukka Rask	29	1594	11-14-2	71	2.67

Tim Thomas (above) set an NHL single-season record with a .938 save percentage in 2010-11.

2010-11 NOTABLES:

Home Record..... 22-13-6
Road Record..... 24-12-5
Overall Record.....46-25-11

• Tim Thomas wins his second Vezina Trophy in three years as the league's top goaltender and is named a First Team All-Star.
• Zdeno Chara earns a Second Team All-Star berth and wins the Mark Messier NHL Leadership Award.
• Thomas sets a league single-season record with a .938 save percentage and leads the NHL in goals against average as well. It is the third straight season a Bruins goaltender has led the league in both categories.
• October 9 and 10, 2010: The Bruins open the season in Prague, Czech Republic facing the Phoenix Coyotes in the 2010 Compuware NHL Premier series at the O2 Arena. They split the games with a 5-2 loss on the 9th and a 3-0 win on the 10th.
• November 3, 2010: Tim Thomas sets a club mark for wins by a goaltender from the start of a season with his seventh straight win, a 5-2 victory at Buffalo. It is also the team's fifth straight road win which is a new team record for road wins from the start of a season.
• November 10, 2010: The Bruins score five third period goals to come back from a 2-4 deficit for a 7-4 win at Pittsburgh.
• November 13, 2010: Mark Recchi takes a major penalty to become the 30th player in NHL history with both 1,000+ career points and penalty minutes.
• January 1, 2011: Andrew Ference, Dennis Seidenberg, Zdeno Chara and Steven Kampfer all score in a 7-6 shootout loss in Buffalo. It is the first time in team history that four different defensemen have scored in one game.
• January 10, 2011: The Bruins score four goals in a 3:15 span in the final 3:23 of regulation time to erase an 0-2 deficit for a 4-2 win in Pittsburgh.
• January 17, 2011: Zdeno Chara becomes just the fourth defenseman in team history to score a hat trick with three goals vs. Carolina in a 7-0 win.
• March 1, 2011: The Bruins take a 1-0 win in Ottawa to complete their first perfect six-game road trip since February, 1972.
• April 2, 2011: Michael Ryder scores Boston's first successful penalty shot since 2007 and first on home ice since 1994 with a score vs. Atlanta's Ondrej Pavelec.
• April 9, 2011: Mark Recchi moves into fourth place on the NHL's all-time games played list with his 1,652nd game vs. the Ottawa Senators.

2011-12

Gm	Date		Opponent	Score	
1	Oct.	6	Philadelphia	L	1-2
2		8	Tampa Bay	W	4-1
3		10	Colorado	L	0-1
4		12	at Carolina	L	2-3
5		15	at Chicago*	W	3-2
6		18	Carolina	L	1-4
7		20	Toronto	W	6-2
8		22	San Jose	L	2-4
9		27	Montreal	L	1-2
10		29	at Montreal	L	2-4
11	Nov.	1	Ottawa	W	5-3
12		5	at Toronto	W	7-0
13		7	NY Islanders	W	6-2
14		10	Edmonton	W	6-3
15		12	Buffalo	W	6-2
16		15	New Jersey	W	4-3
17		17	Columbus*	W	2-1
18		19	at NY Islanders	W	6-0
19		21	at Montreal	W	1-0
20		23	at Buffalo*	W	4-3
21		25	Detroit*	O	2-3
22		26	Winnipeg	W	4-2
23		30	at Toronto	W	6-3
24	Dec.	3	Toronto	W	4-1
25		5	at Pittsburgh	W	3-1
26		6	at Winnipeg	L	1-2
27		8	Florida	L	0-2
28		10	at Columbus	W	5-3
29		13	Los Angeles	W	3-0
30		14	at Ottawa	W	5-2
31		17	at Philadelphia	W	6-0
32		19	Montreal	W	3-2
33		23	Florida	W	8-0
34		28	at Phoenix*	W	2-1
35		31	at Dallas	L	2-4
36	Jan.	4	at New Jersey	W	6-1
37		5	Calgary	W	9-0
38		7	Vancouver	L	3-4
39		10	Winnipeg	W	5-3
40		12	Montreal	W	2-1
41		14	at Carolina	L	2-4
42		16	at Florida*	W	3-2
43		17	at Tampa Bay	L	3-5
44		19	at New Jersey	W	4-1
45		21	NY Rangers*	O	2-3
46		22	at Philadelphia*	W	6-5
47		24	at Washington	L	3-5
48		31	Ottawa	W	4-3
49	Feb.	2	Carolina	L	0-3
50		4	Pittsburgh	L	1-2
51		5	at Washington	W	4-1
52		8	at Buffalo	L	0-6
53		11	Nashville*	W	4-3
54		14	NY Rangers	L	0-3
55		15	at Montreal*	W	4-3
56		17	at Winnipeg	L	2-4
57		19	at Minnesota	L	0-2
58		22	at St. Louis	W	4-2
59		24	at Buffalo*	O	1-2
60		25	at Ottawa	W	5-3
61		28	Ottawa	L	0-1
62	Mar.	1	New Jersey*	W	4-3
63		3	NY Islanders	L	2-3
64		4	at NY Rangers	L	3-4
65		6	at Toronto	W	5-4
66		8	Buffalo	W	3-1
67		10	Washington	L	3-4
68		11	at Pittsburgh	L	2-5
69		13	at Tampa Bay	L	1-6
70		15	at Florida	L	2-6
71		17	Philadelphia*	W	3-2
72		19	Toronto	W	8-0
73		22	at San Jose	L	1-2
74		24	at Los Angeles	W	4-2
75		25	at Anaheim	W	3-2
76		27	Tampa Bay	W	5-2
77		29	Washington*	O	2-3
78		31	at NY Islanders	W	6-3
79	Apr.	1	at NY Rangers	W	2-1
80		3	Pittsburgh	L	3-5
81		5	at Ottawa	W	3-1
82		7	Buffalo	W	4-3

Player	GP	G	A	PTS	PIM
Tyler Seguin	81	29	38	67	30
Patrice Bergeron	81	22	42	64	20
David Krejci	79	23	39	62	36
Milan Lucic	81	26	35	61	135
Brad Marchand	76	28	27	55	87
Zdeno Chara	79	12	40	52	86
Rich Peverley	57	11	31	42	22
Chris Kelly	82	20	19	39	41
Nathan Horton	46	17	15	32	54
Benoit Pouliot	74	16	16	32	38
Joe Corvo	75	4	21	25	13
Brian Rolston/NY Islanders	49	4	5	9	6
/Boston	21	3	12	15	8
/Total	70	7	17	24	14
Andrew Ference	72	6	18	24	46
Dennis Seidenberg	80	5	18	23	39
Gregory Campbell	78	8	8	16	80
Daniel Paille	69	9	6	15	15
Jordan Caron	48	7	8	15	14
Johnny Boychuk	77	5	10	15	53
Shawn Thornton	81	5	8	13	154
Adam McQuaid	72	2	8	10	99
Greg Zanon/Minnesota	39	2	4	6	14
/Boston	17	1	1	2	4
/Total	56	3	5	8	18
Steven Kampfer	10	0	2	2	4
Zach Hamill	16	0	2	2	4
Mike Mottau/NY Islanders	29	0	2	2	15
/Boston	6	0	0	0	0
/Total	35	0	2	2	15
Carter Camper	3	1	0	1	0
Torey Krug	2	0	1	1	0
Tim Thomas	59	0	1	1	0
Max Sauve	1	0	0	0	0
Trent Whitfield	1	0	0	0	0
Anton Khudobin	1	0	0	0	0
Josh Hennessy	3	0	0	0	2
Matt Bartkowski	3	0	0	0	0
Marty Turco	5	0	0	0	0
Lane MacDermid	5	0	0	0	5
Tuukka Rask	23	0	0	0	2

Goaltender	GP	MINS	W-L-O	GA	GAA
Anton Khudobin	1	60	1-0-0	1	1.00
Tuukka Rask	23	1290	11-8-3	44	2.05
Tim Thomas	59	3352	35-19-1	132	2.36
Marty Turco	5	260	2-2-0	16	3.69

Patrice Bergeron (above) was the NHL's Selke Trophy winner in 2011-12.

2011-12 NOTABLES:

Home Record..... 22-13-6
Road Record..... 24-12-5
Overall Record.....46-25-11

• Patrice Bergeron wins the Selke Trophy as the NHL's top defensive forward.
• Zdeno Chara is named to the NHL's Second All-Star Team.
• Bruins took the top five spots in the NHL's plus/minus rankings led by Patrice Bergeron (+36) and followed by Tyler Seguin (+34), Zdeno Chara and Chris Kelly (+33 each) and Brad Marchand (+31).
• October 6, 2011: The Bruins raise their 2011 Stanley Cup championship banner in pre-game ceremonies.
• November 21, 2011: Tim Thomas earned a 1-0 shutout in Montreal for his third straight road shutout.
• November 25, 2011: The Bruins' 10-game win streak is snapped in a 3-2 shootout loss to Detroit.
• November 30, 2011: The Bruins take a 6-3 win in Toronto to end the month with a 12-0-1 record. It is their first month wiithout a regulation loss since January, 1969.
• January 10, 2012: Boston's Shawn Thornton (goal) and Winnipeg's Chris Thorburn (no goal) are both awarded penal-

ty shots in a 5-3 Boston win. It is the first time in club history that the Bruins have both taken and faced a penalty shot in the same game.

• March 17, 2012: Tim Thomas earns his 30th win of the season with a 3-2 shootout victory vs. Philadelphia, becoming the first Boston goaltender with four consecutive 30-win seasons.

• March 24, 2012: Zdeno Chara plays his 1,000th NHL game in a 4-2 win at Los Angeles.

• April 7, 2012: Tyler Seguin has two goals in a 4-3 win vs. Buffalo and ends the season as the youngest player in club history to lead the team in scoring.

2012-13

Gm	Date		Opponent	Score	
1	Jan.	19	NY Rangers	W	3-1
2		21	Winnipeg**	W	2-1
3		23	at NY Rangers*	O	3-4
4		25	NY Islanders	W	4-2
5		28	at Carolina	W	5-3
6		29	New Jersey*	W	2-1
7		31	Buffalo	L	4-7
8	Feb.	2	at Toronto	W	1-0
9		6	at Montreal	W	2-1
10		10	at Buffalo	W	3-1
11		12	NY Rangers*	O	3-4
12		15	at Buffalo	L	2-4
13		17	at Winnipeg	W	3-2
14		21	at Tampa Bay	W	4-2
15		24	at Florida	W	4-1
16		26	at NY Islanders	W	4-1
17		28	Ottawa*	W	2-1
18	Mar.	2	Tampa Bay	W	3-2
19		3	Montreal	L	3-4
20		5	at Washington*	O	3-4
21		7	Toronto	W	4-2
22		9	Philadelphia	W	3-0
23		11	at Ottawa*	W	3-2
24		12	at Pittsburgh	L	2-3
25		14	Florida	W	4-1
26		16	Washington	W	4-1
27		17	at Pittsburgh	L	1-2
28		19	at Winnipeg	L	1-3
29		21	at Ottawa	W	2-1
30		23	at Toronto	L	2-3
31		25	Toronto	W	3-2
32		27	Montreal*	O	5-6
33		30	at Philadelphia	L	1-3
34		31	at Buffalo	W	2-0
35	Apr.	2	Ottawa	W	3-2
36		4	New Jersey	W	1-0
37		6	at Montreal	L	1-2
38		8	Carolina	W	6-2
39		10	at New Jersey	W	5-4
40		11	NY Islanders	L	1-2
41		13	at Carolina	L	2-4
42		17	Buffalo*	O	2-3
43		20	Pittsburgh	L	2-3
44		21	Florida	W	3-0
45		23	at Philadelphia	L	2-5
46		25	Tampa Bay	W	2-0
47		27	at Washington*	O	2-3
48		28	Ottawa	L	2-4

Player	GP	G	A	PTS	PIM
Brad Marchand	45	18	18	36	27
Jaromir Jagr/Dallas	34	14	12	26	0
/Boston	11	2	7	9	2
/Total	45	16	19	35	22
David Krejci	47	10	23	33	20
Tyler Seguin	48	16	16	32	16
Patrice Bergeron	42	10	22	32	18
Milan Lucic	46	7	20	27	75
Nathan Horton	43	13	9	22	22
Zdeno Chara	48	7	12	19	70
Rich Peverley	46	6	12	18	16
Daniel Paille	46	10	7	17	8
Dennis Seidenberg	46	4	13	17	10
Dougie Hamilton	42	5	11	16	14
Gregory Campbell	48	4	9	13	41
Andrew Ference	48	4	9	13	35
Chris Kelly	34	3	6	9	16
Wade Redden/St. Louis	23	2	3	5	11
/Boston	6	1	1	2	0
/Total	29	3	4	7	11
Shawn Thornton	45	3	4	7	60
Johnny Boychuk	44	1	5	6	12
Chris Bourque	18	1	3	4	6
Kaspars Daugavins/Ottawa	19	1	2	3	9
/Boston	6	0	1	1	0
/Total	25	1	3	4	9
Adam McQuaid	32	1	3	4	60
Jordan Caron	17	1	2	3	4
Carl Soderberg	6	0	2	2	6
Matt Bartkowski	11	0	2	2	6
Torey Krug	1	0	1	1	0
Tuukka Rask	36	0	1	1	0
Jamie Tardif	2	0	0	0	0
Lane MacDermid	3	0	0	0	10
Ryan Spooner	4	0	0	0	0
Aaron Johnson	10	0	0	0	10
Anton Khudobin	14	0	0	0	4
Jay Pandolfo	18	0	0	0	2

Goaltender	GP	MINS	W-L-O	GA	GAA
Tuukka Rask	36	2105	19-10-5	70	2.00
Anton Khudobin	14	803	9-4-1	31	2.32

2012-13 NOTABLES:

Home Record.....16-5-3
Road Record.....12-9-3
Overall Record.....28-14-6

• The Bruins play an Eastern Conference-only schedule as an NHL lockout limits the season to 48 games.

• The Bruins have three games on their schedule postponed - one due to a Feb. 9 blizzard; one on the night of the Apr. 15 Boston Marathon bombing; and one due to an Apr. 19 manhunt for the Marathon bombing suspect.

• January 19, 2013: Chris Bourque played his first game as a Bruin in a 3-1 win vs. the NY Rangers, joining father Ray as the fifth father-son duo in team history.

• January 29, 2013: Tyler Seguin scored on two shootout shots, as he had to redo his shot after a fan threw a food item onto the ice in front of the goaltender during his first attempt.

• February 12, 2013: The Bruins scored twice in 0:48 of the third period to tie the game with goaltender Tuukka Rask pulled for an extra attacker, but dropped a 4-3 shootout decision to the NY Rangers.

2013-14

Gm	Date		Opponent	Score	
1	Oct.	3	Tampa Bay	W	3-1
2		5	Detroit	W	4-1
3		10	Colorado	L	0-2
4		12	at Columbus	W	3-1
5		14	Detroit	L	2-3
6		17	at Florida	W	3-2
7		19	at Tampa Bay	W	5-0
8		23	at Buffalo	W	5-2
9		24	San Jose	W	2-1
10		26	New Jersey	L	3-4
11		30	at Pittsburgh	L	2-3
12		31	Anaheim*	W	3-2
13	Nov.	2	at NY Islanders	L	1-3
14		5	Dallas*	O	2-3
15		7	Florida	W	4-1
16		9	Toronto	W	3-1
17		11	Tampa Bay	W	3-0
18		14	Columbus*	W	3-2
19		15	at Ottawa	L	2-4
20		18	at Carolina	W	4-1
21		19	at NY Rangers	W	2-1
22		21	St. Louis*	O	2-3
23		23	Carolina*	W	3-2
24		25	Pittsburgh*	W	4-3
25		27	at Detroit	L	1-6
26		29	NY Rangers	W	3-2
27		30	Columbus	W	3-1
28	Dec.	5	at Montreal	L	1-2
29		7	Pittsburgh	W	3-2
30		8	at Toronto	W	5-2
31		10	at Calgary	W	2-1
32		12	at Edmonton	W	4-2
33		14	at Vancouver	L	2-6
34		17	Calgary	W	2-0
35		19	at Buffalo	L	2-4
36		21	Buffalo	W	4-1
37		23	at Nashville	W	6-2
38		27	Ottawa	W	5-0
39		28	at Ottawa	L	3-4
40		31	NY Islanders	L	3-5
41	Jan.	2	Nashville*	W	3-2
42		4	Winnipeg	W	4-1
43		7	at Anaheim	L	2-5
44		9	at Los Angeles	L	2-4
45		11	at San Jose	W	1-0
46	Jan.	14	Toronto	L	3-4
47		16	at Dallas	W	4-2
48		19	at Chicago*	O	2-3
49		20	Los Angeles	W	3-2
50		25	at Philadelphia	W	6-1
51		27	at NY Islanders	W	6-3
52		28	Florida	W	6-2
53		30	Montreal	L	1-4
54	Feb.	1	Edmonton	W	4-0
55		4	Vancouver	W	3-1
56		6	at St. Louis*	O	2-3
57		8	Ottawa	W	7-2
58		26	at Buffalo*	O	4-5
59	Mar.	1	Washington	L	2-4
60		2	at NY Rangers	W	6-3
61		4	Florida	W	4-1
62		6	Washington	W	3-0
63		8	at Tampa Bay*	W	4-3
64		9	at Florida	W	5-2
65		12	at Montreal	W	4-1
66		13	Phoenix	W	2-1
67		15	Carolina	W	5-1
68		17	Minnesota	W	4-1
69		18	at New Jersey	W	4-2
70		21	at Colorado	W	2-0
71		22	at Phoenix	W	4-2
72		24	Montreal*	O	1-2
73		27	Chicago	W	3-0
74		29	at Washington	W	4-2
75		30	at Philadelphia*	W	4-3
76	Apr.	2	at Detroit	L	2-3
77		3	at Toronto*	O	3-4
78		5	Philadelphia	W	5-2
79		8	at Minnesota*	O	3-4
80		10	at Winnipeg*	O	1-2
81		12	Buffalo	W	4-1
82		13	at New Jersey	L	2-3

Tuukka Rask won the Vezina Trophy as the league's top goaltender in 2013-14.

Player	GP	G	A	PTS	PIM
David Krejci	80	19	50	69	28
Patrice Bergeron	80	30	32	62	43
Jarome Iginla	78	30	31	61	47
Milan Lucic	80	24	35	59	91
Brad Marchand	82	25	28	53	64
Reilly Smith	82	20	31	51	14
Carl Söderberg	73	16	32	48	36
Zdeno Chara	77	17	23	40	66
Torey Krug	79	14	26	40	28
Loui Eriksson	61	10	27	37	6
Dougie Hamilton	64	7	18	25	40
Johnny Boychuk	75	5	18	23	45
Andrej Meszaros/Philadelphia	38	5	12	17	34
/Boston	14	2	3	5	6
/Total	52	7	15	22	40
Gregory Campbell	82	8	13	21	47
Chris Kelly	57	9	9	18	32
Daniel Paille	72	9	9	18	6
Matt Bartkowski	64	0	18	18	30
Ryan Spooner	23	0	11	11	6
Dennis Seidenberg	34	1	9	10	10
Shawn Thornton	64	5	3	8	74
Adam McQuaid	30	1	5	6	69
Kevan Miller	47	1	5	6	38
Corey Potter/Edmonton	16	0	5	5	21
/Boston	3	0	0	0	0
/Total	19	0	5	5	21
Jordan Caron	35	1	2	3	36
Matt Fraser	14	2	0	2	10
Justin Florek	4	1	1	2	0
David Warsofsky	6	1	1	2	0
Tuukka Rask	58	0	2	2	2
Alexander Khokhlachev	1	0	0	0	2
Niklas Svedberg	1	0	0	0	0

REGULAR SEASON SCORING & RESULTS

Craig Cunningham		2	0	0	0	0
Matt Lindblad		2	0	0	0	0
Zach Trotman		2	0	0	0	0
Nick Johnson		9	0	0	0	0
Chad Johnson		27	0	0	0	0

Goaltender	GP	MINS	W-L-O	GA	GAA
Niklas Svedberg	1	61	1-0-0	2	1.97
Tuukka Rask	58	3387	36-15-6	115	2.04
Chad Johnson	27	1511	17-4-3	53	2.10

2013-14 NOTABLES:

Home Record.....31-7-3
Road Record.....23-12-6
Overall Record.....54-19-9

• The Bruins won the second President's Trophy in their history with the League's top record. Their 54 wins were the second-highest mark in club history and their 117 points ranked third all-time.

• The Bruins had the NHL's top home record with their 31 home wins the second-most in club annals.

• Bruins ranked 1-4 in the NHL in plus/minus, led by David Krejci's +39 and followed by Patrice Bergeron (+38), Brad Marchand (+36) and Jarome Iginla (+34).

• The Bruins did not lose more than consecutive games all season which was the first time they had not lost more than two straight games since 1977-78 and the first time since 1939-40 that they had not gone winless in more than two consecutive games.

• October 3, 2013: Chris Kelly scores a penalty shot goal vs. Tampa Bay's Anders Lindback, which was the first time in team history a team's season-opening goal was scored on a penalty shot.

• October 24, 2013: David Krejci scores with .8 seconds remaining in the third period to give the Bruins a 2-1 win over San Jose. It was the first time since 2001 that a Bruin had won a game in the last second of regulation play.

• November 15, 2013: The Bruins drop a 4-2 decision to the Senators, snapping their 11-game win streak in Ottawa which was the longest road win streak vs. one team in club history.

• December 27, 2013: Reilly Smith scores two goals in a 5-0 win vs. Ottawa. It is the seventh straight game in which a Bruin scored twice which ties a team record set in December, 1929.

• December 31, 2013: Boston's 15-game home point streak is snapped with a 5-3 loss to the NY Islanders. The home streak included an eight-game home win streak from November 23-December 27.

• March 6, 2014: The Bruins and Washington play the first penalty-free game involving both Boston and their opponent since 2001.

• March 24, 2014: The Bruins have their 12-game win streak snapped with a 2-1 shootout loss to Montreal. The streak is the third-longest in team history.

• March 30, 2014: The Bruins earn their club-record ninth straight road victory with a 4-3 shootout win in Philadelphia. It also stretched their team record road point streak to 16 games at 13-0-3.

• April 2, 2014: A 3-2 loss at Detroit snaps a 16-game point streak at 15-0-1.

THE LAST TIME ... REGULAR SEASON

BRUINS TEAM

Home Shutout.....3-0 vs. Chicago, Mar. 27, 2014
Road Shutout.....2-0 at Colorado, Mar. 21, 2014
Consecutive Shutouts.....6-0 at NY Islanders, Nov. 19, 2011 & 1-0 at Montreal, Nov. 21, 2011
Home Scoreless Game after 65 minutes..... vs. Florida, Nov. 12, 2009 (0-1 Shootout Loss)
Road Scoreless Game after 65 minutes.....at NY Rangers, Mar. 9, 2008 (0-1 Shootout Loss)
Penalty-Free Game.....vs. Washington, Mar. 6, 2014
Zero PP Opportunity Game.....vs. Minnesota, Mar. 17, 2014
Ten-Goal Game.....10-3 at Chicago, Oct. 16, 1988
Eleven-Goal Game.....11-5 at Quebec, Mar. 8, 1983
Ten-Goal Decision.....10-0 vs. Toronto, Dec. 20, 1979
Eleven-Goal Decision.....12-1 vs. Washington, Dec. 14, 1974
50+ Shot Game.....50 vs. Ottawa, Apr. 2, 2013
Five-Goal Period.....Third vs. Philadelphia, Jan. 13, 2011
Six-Goal Period.....Second vs. St. Louis, Nov. 3, 1983
Seven-Goal Period.....Second vs. Edmonton, Jan. 17, 1980
20+ Shot Period.....22, Third vs. Philadelphia, Apr. 5, 2014
Shotless Period.....Second at San Jose, Oct. 13, 2007

OPPONENT TEAM

Home Shutout.....0-2 vs. Colorado, Oct. 10, 2013
Road Shutout.....0-2 at Minnesota, Feb. 19, 2012
Consecutive Shutouts.....0-1 at NY Rangers, Nov. 1, 2009 & 0-2 at Detroit, Nov. 3, 2009
Penalty-Free Game.....Minnesota, Mar. 17, 2014
Zero PP Opportunity Game.....Washington, Mar. 6, 2014
Ten-Goal Game.....2-10 at Washington, Mar. 3, 2008
Eleven-Goal Game.....4-11 at Toronto, Feb. 7, 1976
Eight-Goal Decision.....2-10 at Washington, Mar. 3, 2008
Nine-Goal Decision.....0-9 at Atlanta, Mar. 9, 1976
50+ Shot Game.....52 at Philadelphia, Mar. 30, 2014
Five-Goal Period.....Second vs. Toronto, Jan. 4, 2007
Six-Goal Period.....First at Washington, Mar. 3, 2008
20+ Shot Period.....20, First at NY Rangers, Mar. 2, 2014
Shotless Period.....Third at Los Angeles, Oct. 18, 2003

BRUINS INDIVIDUAL

Hat Trick.....David Krejci vs. Florida, Mar. 4, 2014
Shutout.....Tuukka Rask vs. Chicago, Mar. 27, 2014
Consecutive Shutouts.....Tim Thomas, 6-0 at NY Islanders, Nov. 19, 2011 & 1-0 at Montreal, Nov. 21, 2011
Penalty Shot.....Chris Kelly (goal) vs. Tampa Bay, Oct. 3, 2013
Last Second Score, Game.....David Krejci vs. San Jose, Oct. 24, 2013
Last Second Score, Period.....David Krejci, Third vs. San Jose, Oct. 24, 2013
Four-Goal Game.....Dave Andreychuk vs. Tampa Bay, Oct. 28, 1999
Four-Assist Game.....Nathan Horton vs. Montreal, Feb. 9, 2011
Five-Assist Game.....Patrice Bergeron at Ottawa, Dec. 19, 2006
Six-Assist Game.....Bobby Orr at Vancouver, Jan. 1, 1973
Five-Point Game.....Brad Marchand, 3-2=5 vs. Florida, Dec. 23, 2011
Six-Point Game.....Ray Bourque, 1-5=6 at Vancouver, Feb. 18, 1990
Seven-Point Game.....Cam Neely, 3-4=7 at Chicago, Oct. 16, 1988
Two Hat Tricks, Same Game.....Andy Hebenton & Dean Prentice, at Toronto, Jan. 18, 1964
Goaltender Assist.....Tuukka Rask vs. Buffalo, Apr. 12, 2014

OPPONENT INDIVIDUAL

Hat Trick.....Thomas Vanek, Buffalo, Jan. 31, 2013
Shutout.....Jean-Sebastien Giguere, vs. Colorado, Oct. 10, 2103
Penalty Shot.....Chris Kreider (no goal) at NY Rangers, Nov. 19, 2013
Last Second Score, Game.....Sidney Crosby, Pittsburgh, Nov. 25, 2013
Last Second Score, Period.....Sidney Crosby, Third, Pittsburgh, Nov. 25, 2013
Four-Goal Game.....Michal Nylander, Chicago, Dec. 4, 1999
Five-Goal Game.....Dave Andreychuk, Buffalo, Feb. 6, 1986
Four-Assist Game.....Vincent Lecavalier, Tampa Bay, Nov. 4, 2006
Five-Assist Game.....Marian Stastny, Quebec, Apr. 1, 1982
Six-Assist Game.....Ron Francis, Hartford, Mar. 5, 1987
Five-Point Game.....Thomas Vanek, 3-2=5 vs. Buffalo, Jan. 13, 2013
Six-Point Game.....Ron Francis, Hartford, (0-6=6), Mar. 5, 1987
Two Hat Tricks, Same Game.....Eric Daze & Steve Sullivan, Chicago, Mar. 9, 2003

BOB'S DISCOUNT FURNITURE

proud partner of the

BOSTON BRUINS®



quality! choice! & value!

only at **mybobs.com!**

shop in-store or online!

PLAYOFF RECORDS

YEAR-BY-YEAR STANLEY CUP RECORDS

Year	Opponent	Series	W	L	T	GF	GA	Cup Champion
1925	Did Not Qualify							Victoria
1926	Did Not Qualify							Mtl Maroons
1927	Chicago Blackhawks	QF	1	0	1	10	5	
	New York Rangers	SF	1	0	1	3	1	
	Ottawa Senators	F	0	2	2	3	7	Ottawa
1928	New York Rangers	SF	0	1	1	2	5	NY Rangers
1929	**Montreal Canadiens**	**SF**	**3**	**0**	**0**	**5**	**2**	
	New York Rangers	**F**	**2**	**0**	**0**	**4**	**1**	**Boston**
1930	Montreal Maroons	SF	3	1	0	11	5	
	Montreal Canadiens	F	0	2	0	3	7	Mtl Canadiens
1931	Montreal Canadiens	SF	2	3	0	13	13	Mtl Canadiens
1932	Did Not Qualify							Toronto
1933	Toronto Maple Leafs	SF	2	3	0	7	9	NY Rangers
1934	Did Not Qualify							Chicago
1935	Toronto Maple Leafs	SF	1	3	0	2	7	Mtl Maroons
1936	Toronto Maple Leafs	QF	1	1	0	6	8	Detroit
1937	Montreal Maroons	QF	1	2	0	6	8	Detroit
1938	Toronto Maple Leafs	SF	0	3	0	3	6	Chicago
1939	**New York Rangers**	**SF**	**4**	**3**	**0**	**14**	**12**	
	Toronto Maple Leafs	**F**	**4**	**1**	**0**	**12**	**6**	**Boston**
1940	New York Rangers	SF	2	4	0	9	15	NY Rangers
1941	**Toronto Maple Leafs**	**SF**	**4**	**3**	**0**	**15**	**17**	
	Detroit Red Wings	**F**	**4**	**0**	**0**	**12**	**6**	**Boston**
1942	Chicago Blackhawks	QF	2	1	0	5	7	
	Detroit Red Wings	SF	0	2	0	5	9	Toronto
1943	Montreal Canadiens	SF	4	1	0	18	17	
	Detroit Red Wings	F	0	4	0	5	16	Detroit
1944	Did Not Qualify							Mtl Canadiens
1945	Detroit Red Wings	SF	3	4	0	22	22	Toronto
1946	Detroit Red Wings	SF	4	1	0	16	10	
	Montreal Canadiens	F	1	4	0	13	19	Mtl Canadiens
1947	Montreal Canadiens	SF	1	4	0	10	16	Toronto
1948	Toronto Maple Leafs	SF	1	4	0	13	20	Toronto
1949	Toronto Maple Leafs	SF	1	4	0	10	16	Toronto
1950	Did Not Qualify							Detroit
1951	Toronto Maple Leafs	SF	1	4	1	5	17	Toronto
1952	Montreal Canadiens	SF	3	4	0	12	18	Detroit
1953	Detroit Red Wings	SF	4	2	0	21	21	
	Montreal Canadiens	F	1	4	0	9	16	Mtl Canadiens
1954	Montreal Canadiens	SF	0	4	0	4	16	Detroit
1955	Montreal Canadiens	SF	1	4	0	9	16	Detroit
1956	Did Not Qualify							Mtl Canadiens
1957	Detroit Red Wings	SF	4	1	0	15	14	
	Montreal Canadiens	F	1	4	0	6	15	Mtl Canadiens
1958	New York Rangers	SF	4	2	0	28	16	
	Montreal Canadiens	F	2	4	0	14	16	Mtl Canadiens
1959	Toronto Maple Leafs	SF	3	4	0	21	20	Mtl Canadiens
1960	Did Not Qualify							Mtl Canadiens
1961	Did Not Qualify							Chicago
1962	Did Not Qualify							Toronto
1963	Did Not Qualify							Toronto
1964	Did Not Qualify							Toronto
1965	Did Not Qualify							Mtl Canadiens
1966	Did Not Qualify							Mtl Canadiens
1967	Did Not Qualify							Toronto
1968	Montreal Canadiens	QF	0	4	0	8	15	Mtl Canadiens
1969	Toronto Maple Leafs	QF	4	0	0	24	5	
	Montreal Canadiens	SF	2	4	0	16	15	Mtl Canadiens
1970	**New York Rangers**	**QF**	**4**	**2**	**0**	**25**	**16**	
	Chicago Blackhawks	**SF**	**4**	**0**	**0**	**20**	**10**	
	St. Louis Blues	**F**	**4**	**0**	**0**	**20**	**7**	**Boston**
1971	Montreal Canadiens	QF	3	4	0	26	28	Mtl Canadiens
1972	**Toronto Maple Leafs**	**QF**	**4**	**1**	**0**	**18**	**10**	
	St. Louis Blues	**SF**	**4**	**0**	**0**	**28**	**8**	
	New York Rangers	**F**	**4**	**2**	**0**	**18**	**16**	**Boston**
1973	New York Rangers	QF	1	4	0	11	22	Mtl Canadiens
1974	Toronto Maple Leafs	QF	4	0	0	17	9	
	Chicago Blackhawks	SF	4	2	0	28	20	
	Philadelphia Flyers	F	2	4	0	13	15	Philadelphia
1975	Chicago Blackhawks	PS	1	2	0	15	12	Philadelphia
1976	Los Angeles Kings	QF	4	3	0	26	14	
	Philadelphia Flyers	SF	1	4	0	12	19	Mtl Canadiens
1977	Los Angeles Kings	QF	4	2	0	30	24	
	Philadelphia Flyers	SF	4	0	0	14	8	
	Montreal Canadiens	F	0	4	0	6	16	Mtl Canadiens
1978	Chicago Blackhawks	QF	4	0	0	19	9	
	Philadelphia Flyers	SF	4	1	0	21	15	
	Montreal Canadiens	F	2	4	0	13	18	Mtl Canadiens
1979	Pittsburgh Penguins	QF	4	0	0	16	7	
	Montreal Canadiens	SF	3	4	0	20	25	Mtl Canadiens
1980	Pittsburgh Penguins	PS	3	2	0	21	14	
	New York Islanders	QF	1	4	0	14	19	NY Islanders
1981	Minnesota North Stars	PS	0	3	0	13	20	NY Islanders
1982	Buffalo Sabres	DSF	3	1	0	17	11	
	Quebec Nordiques	DF	3	4	0	26	28	NY Islanders
1983	Quebec Nordiques	DSF	3	1	0	11	8	
	Buffalo Sabres	DF	4	3	0	33	23	
	New York Islanders	SF	2	4	0	21	30	NY Islanders
1984	Montreal Canadiens	DSF	0	3	0	2	10	Edmonton
1985	Montreal Canadiens	DSF	2	3	0	17	19	Edmonton
1986	Montreal Canadiens	DSF	0	3	0	6	10	Mtl Canadiens
1987	Montreal Canadiens	DSF	0	4	0	11	19	Edmonton
1988	Buffalo Sabres	DSF	4	2	0	28	22	
	Montreal Canadiens	DF	4	1	0	15	10	
	New Jersey Devils	CF	4	3	0	30	19	
	Edmonton Oilers	F	0	4	0	9	18	Edmonton
1989	Buffalo Sabres	DSF	4	1	0	16	14	
	Montreal Canadiens	DF	1	4	0	13	16	Calgary
1990	Hartford Whalers	DSF	4	3	0	23	21	
	Montreal Canadiens	DF	4	1	0	16	12	
	Washington Capitals	CF	4	0	0	15	6	
	Edmonton Oilers	F	1	4	0	8	20	Edmonton
1991	Hartford Whalers	DSF	4	2	0	24	17	
	Montreal Canadiens	DF	4	3	0	18	18	
	Pittsburgh Penguins	CF	2	4	0	18	27	Pittsburgh
1992	Buffalo Sabres	DSF	4	3	0	19	24	
	Montreal Canadiens	DF	4	0	0	14	8	
	Pittsburgh Penguins	CF	0	4	0	7	19	Pittsburgh
1993	Buffalo Sabres	DSF	0	4	0	12	19	Mtl Canadiens
1994	Montreal Canadiens	CQF	4	3	0	22	20	
	New Jersey Devils	CSF	2	4	0	17	22	NY Rangers
1995	New Jersey Devils	CQF	1	4	0	5	14	New Jersey
1996	Florida Panthers	CQF	1	4	0	16	22	Colorado
1997	Did Not Qualify							Detroit
1998	Washington Capitals	CQF	2	4	0	13	15	Detroit
1999	Carolina Hurricanes	CQF	4	2	0	16	10	
	Buffalo Sabres	CSF	2	4	0	14	17	Dallas
2000	Did Not Qualify							New Jersey
2001	Did Not Qualify							Colorado
2002	Montreal Canadiens	CQF	2	4	0	18	20	Detroit
2003	New Jersey Devils	CQF	1	4	0	8	13	New Jersey
2004	Montreal Canadiens	CQF	3	4	0	14	19	Tampa Bay
2005	NHL Season Cancelled							
2006	Did Not Qualify							Carolina
2007	Did Not Qualify							Anaheim
2008	Montreal Canadiens	CQF	3	4	0	15	19	Detroit
2009	Montreal Canadiens	CQF	4	0	0	17	6	
	Carolina Hurricanes	CSF	3	4	0	17	16	Pittsburgh
2010	Buffalo Sabres	CQF	4	2	0	16	15	
	Philadelphia Flyers	CSF	3	4	0	20	22	Chicago
2011	**Montreal Canadiens**	**CQF**	**4**	**3**	**0**	**17**	**17**	
	Philadelphia Flyers	**CSF**	**4**	**0**	**0**	**20**	**7**	
	Tampa Bay Lightning	**CF**	**4**	**3**	**0**	**21**	**21**	
	Vancouver Canucks	**F**	**4**	**3**	**0**	**23**	**8**	**Boston**
2012	Washington Capitals	CQF	3	4	0	15	16	Los Angeles
2013	Toronto Maple Leafs	CQF	4	3	0	22	18	
	New York Rangers	CSF	4	1	0	16	10	
	Pittsburgh Penguins	CF	4	0	0	12	2	
	Chicago Blackhawks	F	2	4	0	15	17	Chicago
2014	Detroit Red Wings	Rd1	4	1	0	13	6	
	Montreal Canadiens	Rd2	3	4	0	16	20	Los Angeles

Bold indicates Boston Stanley Cup championship post-seasons

SUMMARY OF PLAYOFF SERIES

Stanley Cup Championships: 6
- vs. NY Rangers, 1929 & 1972
- vs. Toronto, 1939
- vs. Detroit, 1941
- vs. St. Louis, 1970
- vs. Vancouver, 2011

		Total Series	W	L	Best-of-Seven Series	W	L
Preliminary Series, Division Semi-Finals, Conference Quarter-Finals and Round Ones:		30	15	15	22	12	10
Quarter-Finals, Division Finals, Conference Semi-Finals and Round Twos:		30	17	13	26	15	11
Semi-Finals and Conference Championships:		41	19	22	32	16	16
Final Series:		19	6	13	16	5	11
Series Ending in Two Games:		7	3	4	-	-	-
Series Ending in Three Games:		8	2	6	-	-	-
Series Ending in Four Games:		27	17	10	22	14	8
Series Ending in Five Games:		30	12	18	26	11	15
Series Ending in Six Games:		23	10	13	23	10	13
Series Ending in Seven Games:		25	13	12	25	13	12
When Leading a Series:	1-0	61	40	21	48	34	14
	2-0	35	28	7	30	23	7
	3-0	21	20	1	20	19	1
	2-1	34	25	9	30	21	9
	3-1	23	21	2	20	18	2
	3-2	26	21	5	25	20	5
When Trailing a Series:	0-1	54	15	39	48	14	34
	0-2	34	2	32	28	2	26
	0-3	19	0	19	15	0	15
	1-2	37	9	28	30	8	22
	1-3	22	0	22	21	0	21
	2-3	25	3	22	22	3	19
When a Series is Tied:	1-1	46	25	21	37	23	14
	2-2	36	17	19	32	16	16
	3-3	25	13	12	25	13	12
Game One Record:		114	58	56	96	48	48
Game Two Record When Leading 1-0:		59	35	24	48	30	17
Game Two Record When Trailing 0-1:		56	22	34	48	20	28
Game Three Record When Leading 2-0:		34	21	13	30	20	10
Game Three Record When Tied 1-1:		45	22	23	37	20	17
Game Three Record When Trailing 0-2:		32	13	19	28	13	15
Game Four Record When Leading 3-0:		20	14	6	20	14	6
Game Four Record When Leading 2-1:		34	17	17	30	14	16
Game Four Record When Trailiing 1-2:		34	19	15	30	16	14
Game Four Record When Trailing 0-3:		15	7	8	15	7	8
Game Five Record When Leading 3-1:		20	11	9	20	11	9
Game Five Record When Tied 2-2:		36	17	19	32	16	16
Game Five Record When Trailing 1-3:		21	6	15	21	6	15
Game Six Record When Leading 3-2:		25	10	15	25	10	15
Game Six Record When Trailing 2-3:		22	10	12	22	10	12
Game Seven Record:		25	13	12	25	13	12

All Series Note: Records beyond total games do not reflect any series involving ties.
Best-of-Seven Series Note: Records beyond total games do not reflect 1951 SF series in which game two ended in a tie. That series went six games (W-T-L-L-L-L).

PLAYOFF RECORDS VS. TEAMS

Opponent	Series	W	L	GP	W	L	T	GF	GA	Last Series	
Montreal Canadiens	34	9	25	177	71	106	0	436	531	2014 Rd 2	(Lost 3-4)
Toronto Maple Leafs	14	6	8	69	34	34	1	175	168	2013 CQF	(Won 4-3)
New York Rangers	10	7	3	47	26	19	2	130	114	2013 CSF	(Won 4-1)
Buffalo Sabres	8	6	2	45	25	20	-	155	145	2010 CQF	(Won 4-2)
Detroit Red Wings	8	5	3	38	23	15	0	109	104	2014 Rd 1	(Won 4-1)
Chicago Blackhawks	7	5	2	28	18	9	1	112	80	2013 F	(Lost 2-4)
Philadelphia Flyers	6	3	3	31	18	13	-	100	86	2011 CSF	(Won 4-0)
Pittsburgh Penguins	5	3	2	23	13	10	-	74	69	2013 CF	(Won 4-0)
Carolina Hurricanes*	4	3	1	26	15	11	-	80	64	2009 CSF	(Lost 3-4)
New Jersey Devils	4	1	3	23	8	15	-	60	68	2003 CQF	(Lost 1-4)
Washington Capitals	3	1	2	17	9	8	-	43	37	2012 CQF	(Lost 3-4)
Los Angeles Kings	2	2	0	13	8	5	-	56	38	1977 QF	(Won 4-2)
St. Louis Blues	2	2	0	8	8	0	-	48	15	1972 SF	(Won 4-0)
Colorado Avalanche**	2	1	1	11	6	5	-	37	36	1983 DSF	(Won 3-1)
New York Islanders	2	0	2	11	3	8	-	35	49	1983 SF	(Lost 2-4)
Edmonton Oilers	2	0	2	9	1	8	-	20	41	1990 F	(Lost 1-4)
Tampa Bay Lightning	1	1	0	7	4	3	-	21	21	2011 CF	(Won 4-3)
Vancouver Canucks	1	1	0	7	4	3	-	23	8	2011 F	(Won 4-3)
Dallas Stars***	1	0	1	3	0	3	-	13	20	1981 PS	(Lost 0-3)
Florida Panthers	1	0	1	5	1	4	-	16	22	1996 CQF	(Lost 1-4)
Defunct Clubs****	3	1	2	11	4	5	2	20	20		
Total	**120**	**57**	**63**	**602**	**299**	**304**	**6**	**1763**	**1736**		

HOME & ROAD RECORDS VS. TEAMS

	Home					Road				
Opponent	**W**	**L**	**T**	**GF**	**GA**	**W**	**L**	**T**	**GF**	**GA**
Buffalo Sabres	17	7	-	87	66	8	13	-	68	79
Carolina Hurricanes*	9	5	-	42	28	6	6	-	38	36
Chicago Blackhawks	10	5	1	70	50	8	4	0	42	39
Colorado Avalanche**	4	2	-	24	18	2	3	-	13	18
Dallas Stars***	0	2	-	10	14	0	1	-	3	6
Detroit Red Wings	12	7	-	51	43	11	8	-	58	61
Edmonton Oilers	0	4	-	11	23	1	4	-	9	18
Florida Panthers	1	1	-	8	6	0	3	-	8	16
Los Angeles Kings	5	2	-	31	12	3	3	-	25	26
Montreal Canadiens	47	40	0	237	228	24	66	0	199	303
New Jersey Devils	4	8	-	36	35	4	7	-	24	30
New York Islanders	2	4	-	18	18	1	4	-	17	31
New York Rangers	17	8	1	86	61	9	11	1	44	53
Philadelphia Flyers	11	5	-	56	42	7	8	-	44	44
Pittsburgh Penguins	8	4	-	40	37	5	6	-	345	32
St. Louis Blues	4	0	-	24	7	4	0	-	24	8
Tampa Bay Lightning	3	1	-	12	11	1	2	-	9	10
Toronto Maple Leafs	18	18	0	92	78	16	16	1	83	90
Vancouver Canucks	3	0	-	17	3	1	3	-	6	5
Washington Capitals	3	6	-	18	20	6	2	-	25	17
Defunct Clubs****	2	3	1	11	9	2	2	1	9	11

* -- includes games played vs. franchise as Hartford Whalers
** -- all games played vs. franchise as Quebec Nordiques
*** -- all games played vs. franchise as Minnesota North Stars
**** -- defunct clubs are Ottawa Senators (1927) and Montreal Maroons (1930 & 1937)

PLAYOFF RECORDS

TEAM

* -- denotes NHL record

OVERALL

Most Consecutive Playoff Appearances 29; 1968-96*
Most Consecutive Wins ..... 11; Ten games in 1970, first game of QF in 1971
Most Consecutive Losses ..... 9; Last three games of F in 1953, four games in 1954, first two games of SF in 1955

ONE PLAYOFF YEAR

Most Games Played 25; 2011
Most Overtime Games 8; 2013
Most Shutouts 4; 2011
Most Wins 16; 2011
Most Wins, Home 10; 2011
Most Wins, Road 6; 1972, 2011; 2013
Most Overtime Wins 5; 2013
Most Consecutive Wins 10; 1970
Most Losses 10; 1988
Most Losses, Home 5; 1994
Most Losses, Road 8; 1988
Most Overtime Losses 3; 1976, 1993; 2013
Most Power Play Goals 24; 1991
Most Power Play Goals Against 22; 1988
Most Shorthanded Goals ..... 5; 1969 & 1970
Most Shorthanded Goals Against ..... 2; 6x, last 2013

ONE PLAYOFF SERIES

TWO-GAME SERIES:
Most Goals ..... 10; 1927 QF vs. Chicago
Most Goals Against ..... 8; 1936 QF vs. Toronto
Most Goals, Both Teams ..... 15; 1927 QF vs. Chicago
Fewest Goals ..... 2; 1928 SF vs. NY Rangers
Fewest Goals Against ..... 1; 1927 SF vs. NY Rangers, 1929 F vs. NY Rangers
Fewest Goals, Both Teams ..... 4; 1927 SF vs. NY Rangers

THREE-GAME SERIES:
Most Goals ..... 15; 1975 PS vs. Chicago
Most Goals Against ..... 20; 1981 PS vs. Minnesota
Most Goals, Both Teams ..... 33; 1981 PS vs. Minnesota*
Fewest Goals ..... 2; 1984 DSF vs. Montreal
Fewest Goals Against ..... 2; 1929 SF vs. Montreal
Fewest Goals, Both Teams ..... 7; 1929 SF vs. Montreal*

FOUR-GAME SERIES:
Most Goals ..... 28; 1972 SF vs. St. Louis*
Most Goals Against ..... 19; 1987 DSF vs. Montreal, 1992 SF vs. Pittsburgh, 1993 DSF vs. Buffalo
Most Goals, Both Teams ..... 36; 1972 SF vs. St. Louis*
Fewest Goals ..... 2; 1935 SF vs. Toronto
Fewest Goals Against ..... 2; 2013 CF vs. Pittsburgh
Fewest Goals, Both Teams ..... 9; 1935 SF vs. Toronto*

FIVE-GAME SERIES:
Most Goals ..... 21; 1978 SF vs. Philadelphia, 1980 QF vs. Pittsburgh
Most Goals Against ..... 22; 1973 QF vs. NY Rangers, 1996 CQF vs. Florida
Most Goals, Both Teams ..... 38; 1996 CQF vs. Florida
Fewest Goals ..... 5; 1995 CQF vs. New Jersey
Fewest Goals Against ..... 6; 1939 F vs. Toronto, 2014 Rd 1 vs. Detroit
Fewest Goals, Both Teams ..... 16; 1933 SF vs. Toronto

SIX-GAME SERIES:
Most Goals ..... 30; 1977 QF vs. Los Angeles
Most Goals Against ..... 30; 1983 SF vs. NY Islanders
Most Goals, Both Teams ..... 54; 1977 QF vs. Los Angeles
Fewest Goals ..... 5; 1951 SF vs. Toronto*
Fewest Goals Against ..... 10; 1999 CQF vs. Carolina
Fewest Goals, Both Teams ..... 22; 1951 SF vs. Toronto

SEVEN-GAME SERIES:
Most Goals ..... 33; 1983 DF vs. Buffalo
Most Goals Against ..... 28; 1971 QF vs. Montreal, 1982 DF vs. Quebec
Most Goals, Both Teams ..... 56; 1983 DF vs. Buffalo
Fewest Goals ..... 12; 1952 SF vs. Montreal
Fewest Goals Against ..... 8; 2011 F vs. Vancouver*
Fewest Goals, Both Teams ..... 26; 1939 SF vs. NY Rangers

OVERTIME:
Most Games ..... 4; 1933 SF vs. Toronto, 1939 SF vs. NY Rangers; 2012 CQF vs. Washington

POWER PLAY:
Most Goals ..... 11; 1976 QF vs. Los Angeles, 1988 SF vs. New Jersey
Most Goals Against ..... 11; 1988 DSF vs. Buffalo
Most Goals, Both Teams ..... 17; 1988 DSF vs. Buffalo
Boston scored 6; Buffalo scored 11

SHORTHANDED:
Most Goals ..... 4; 1958 SF vs. NY Rangers
Most Goals Against ..... 4; 1981 PS vs. Minnesota, 1989 DSF vs. Buffalo
Most Goals, Both Teams ..... 7; 1958 SF vs. NY Rangers*
Boston scored 4; NY Rangers scored 3

PENALTIES:
Most Penalties ..... 95; 1988 DSF vs. Buffalo
Most Penalty Minutes ..... 308; 1988 DSF vs. Buffalo
Most Penalty Minutes, Both Teams ..... 611; 1988 DSF vs. Buffalo
Boston recorded 308; Buffalo recorded 303

ONE PLAYOFF GAME

Most Goals ..... 10; Apr. 2, 1969, 10-0 vs. Toronto, Apr. 20, 1972, 10-2 vs. St. Louis
Most Goals Against ..... 9; Apr. 9, 1981, 6-9 vs. Minnesota, Apr. 29, 1992, 3-9 at Buffalo
Most Goals, Both Teams ..... 15; Apr. 9, 1981, 6-9 vs. Minnesota
Most Power Play Goals ..... 6; Apr. 2, 1969 vs. Toronto*
Most Power Play Goals Against ..... 4; Apr. 5, 1989 vs. Buffalo, Apr. 29, 1992 at Buffalo
Most Power Play Goals, Both Teams ..... 6; Apr. 2, 1969, Boston 6, Toronto 0; Apr. 21, 1974, Boston 3, Chicago 3
Most Shorthanded Goals ..... 3; Apr. 11, 1981 at Minnesota*
Most Shorthanded Goals Against ..... 2; Mar. 19, 1940 at NY Rangers, Apr. 1, 1958 vs. NY Rangers, Apr. 5, 1989 vs. Buffalo
Most Shorthanded Goals, Both Teams ..... 4, Apr. 11, 1981,* Boston 3, Minnesota 1
Most Penalties ..... 23; Apr. 9, 1988 vs. Buffalo
Most Penalty Minutes ..... 126; Apr. 17, 1980 vs. NY Islanders
Most Penalty Minutes, Both Teams ..... 254; Apr. 17, 1980, Boston 126, NY Islanders 128
Most Shots** ..... 89; Apr. 3, 1933 at Toronto (6 OT); 61; Apr. 25, 1994 vs. Montreal
Most Shots Against** ..... 112; Apr. 3, 1933 at Toronto (6 OT) 63; June 12, 2013 at Chicago
Fewest Shots** ..... 12; Mar. 28, 1951 at Toronto; May 20, 1988 at Edmonton
Fewest Shots Against** ..... 12; Apr. 6, 1939 vs. Toronto; Apr. 19, 1978 vs. Chicago

** -- Shots on goal were not kept as an official NHL statistic until the 1955-56 season. Records prior to that season are unofficial.

PLAYOFF RECORDS

ONE PLAYOFF PERIOD

Most Goals ..... 6; Apr. 11, 1991 vs. Hartford (3rd)
Most Goals Against ..... 6; Mar. 26, 1936 at Toronto (2nd)
Most Goals, Both Teams ..... 7; Mar. 26, 1936 (2nd), Toronto 6, Boston 1; Apr. 20, 1972 (3rd), Boston 5, St. Louis 2; Apr. 14, 1985 (2nd), Boston 5, Montreal 2
Most Power Play Goals ..... 4; Apr. 11, 1991 vs. Hartford (3rd)*
Most Power Play Goals Against ..... 4; Mar. 26, 1936 at Toronto (2nd)*
Most Power Play Goals, Both Teams ..... 4; 2x, last Apr. 11, 1991 (3rd) Boston scored 4, Hartford scored 0
Most Shorthanded Goals ..... 2; 6x, last, Apr. 6, 1988 vs. Buffalo (1st)
Most Shorthanded Goals Against ..... 1; 36x, last, June 19, 2013 at Chicago (1st)
Most Shorthanded Goals, Both Teams ..... 2; 6x last, Apr. 6, 1988 (1st), Boston 2, Buffalo 0
Most Penalties ..... 18; Apr. 17, 1980 vs. NY Islanders (1st)
Most Penalty Minutes ..... 124; Apr. 17, 1980 vs. NY Islanders (1st)
Most Penalty Minutes, Both Teams ..... 248; Apr. 17, 1980* Boston 124, NY Islanders 124 (1st)
Most Shots** ..... 26; Apr. 22, 1969 at Montreal (2nd)
Most Shots Against** ..... 26; Apr. 4, 1927 at NY Rangers (3rd)
Fewest Shots** ..... 0; Apr. 6, 1939 vs. Toronto (2nd)
Fewest Shots Against** ..... 1; 5x, last May 1, 1994 at New Jersey (3rd)

** -- Shots on goal were not kept as an official NHL statistic until the 1955-56 season. Records prior to that season are unofficial.

FASTEST

Goal from Start of Period ..... 0:10; Bobby Schmautz, Apr. 15, 1977 at Los Angeles (3rd); John Byce, May 20, 1990 at Edmonton (1st)
Goal Against from Start of Period ..... 0:06; Don Kozak, Apr. 17, 1977 at Los Angeles (1st)
Two Goals ..... 0:07; Apr. 23, 1989 vs. Montreal (2nd), Cam Neely, 14:54 & Michael Thelven, 15:01
Two Goals, One Player ..... 0:11; Apr. 25, 1991 vs. Montreal (3rd), Cam Neely, 7:58 & 8:09
Two Goals Against ..... 0:06; Apr. 21, 1994 at Montreal (2nd), Mike Keane, 11:50 & Gilbert Dionne, 11:56
Two Goals Against, One Player ..... 0:31; Mar. 25, 1954 at Montreal (1st), Bernard Geoffrion, 5:57 & 6:28
Two Goals, Both Teams ..... 0:08; Apr. 15, 2003 vs. New Jersey (3rd) Scott Niedermayer (NJ), 1:37 & Martin Lapointe (Bos), 1:45
Three Goals ..... 1:02; Mar. 30, 1952 vs. Montreal (2nd), Hal Laycoe, 2:05, Dave Creighton, 2:38 & Ed Sandford, 3:07
Three Goals, One Player ..... 13:40; Apr. 8, 1982 vs. Buffalo (2nd) Barry Pederson, 0:48, 3:56 & 14:28
Three Goals Against ..... 1:11; Apr. 8, 1987 at Montreal (1st), Larry Robinson, 4:37, Guy Carbonneau, 4:56 & Stephane Richer, 5:48
Three Goals Against, One Player ..... 5:55; May 21, 1992 vs. Pittsburgh (1st), Kevin Stevens, 9:08, 12:42 & 15:03
Three Goals, Both Teams ..... 0:38; Apr. 26, 1977 at Philadelphia (2nd), Mike Milbury (Bos), 15:01, Gary Dornhoefer (Phi), 15:16 & Jean Ratelle (Bos), 15:39
Four Goals ..... 4:41; Apr. 14, 1985 vs. Montreal (2nd), Keith Crowder, 8:55, Butch Goring, 9:21, Terry O'Reilly, 13:15 & Ken Linseman, 13:36
Four Goals Against ..... 3:27; May 3, 1983 at New York Islanders (3rd), Duane Sutter, 5:25, Mike Bossy, 6:41, Denis Potvin, 8:12 & Bobby Nystrom, 8:52
Four Goals, Both Teams ..... 1:38; Apr. 26, 1977 at Philadelphia (2nd), Gregg Sheppard (Bos), 14:01, Mike Milbury (Bos), 15:01, Gary Dornhoefer (Phi) 15:16 & Jean Ratelle (Bos) 15:39
Five Goals ..... 10:11; Apr. 8, 1970 vs. New York Rangers (2nd) Bobby Orr, 4:56 & 7:35, Derek Sanderson, 8:19, Phil Esposito 11:44 & Wayne Cashman, 15:07
Five Goals Against ..... 5:59; May 3, 1983 at New York Islanders (3rd), Mike Bossy, 2:53 & 6:41, Duane Sutter, 5:25, Denis Potvin & Bobby Nystrom, 8:52
Five Goals, Both Teams ..... 4:41; Apr. 14, 1985 vs. Montreal (2nd) Keith Crowder (Bos), 8:55, Butch Goring (Bos), 9:21, Steve Rooney (Mtl), 9:52, Terry O'Reilly (Bos), 13:15 & Ken Linseman, 13:36

INDIVIDUAL

* -- denotes NHL record

CAREER

Most Games ..... 180 ; Ray Bourque
Most Goals ..... 55; Cam Neely
Most Assists ..... 125; Ray Bourque
Most Assists by a Goaltender ..... 4; Gilles Gilbert
Most Points ..... 161; Ray Bourque, 36 goals & 125 assists
Most Penalty Minutes ..... 335; Terry O'Reilly
Most Penalty Minutes by a Goaltender ..... 27; Andy Moog
Most Three-or-More Goal Games ..... 4; Phil Esposito
Most Power Play Goals ..... 24; Cam Neely
Most Shorthanded Goals ..... 6; Ed Westfall
Most Overtime Goals ..... 3; Mel Hill, Terry O'Reilly & Patrice Bergeron
Most Stanley-Cup-Winning Goals ..... 2; Bobby Orr
Most Wins by a Goaltender ..... 53; Gerry Cheevers
Most Shutouts by a Goaltender ..... 8; Gerry Cheevers
Longest Point Streak ..... 18; Phil Esposito, 13-20=33, Apr. 11, 1970 - Apr. 18, 1971

ONE PLAYOFF YEAR

Most Points ..... 33; Rick Middleton, 11-22=33, 1983
Most Points by a Rookie ..... 19; Brad Marchand, 11-8=19, 2011
Most Points by a Defenseman ..... 25; Ray Bourque, 7-18=25, 1991
Most Points by a Line ..... 64; 19-44=63, 2013, Right Wing Nathan Horton, 7-12=19, Center David Krejci, 9-17=26 & Left Wing Milan Lucic, 7-12=19
Most Goals ..... 16; Cam Neely, 1991
Most Goals by a Defenseman ..... 9; Bobby Orr, 1970 & Brad Park, 1978
Most Goals by a Rookie ..... 11; Brad Marchand, 2011
Most Overtime Goals ..... 3; Mel Hill, 1939*
Most Power Play Goals ..... 9; Cam Neely, 1991
Most Shorthanded Goals ..... 3; Derek Sanderson, 1969*
Most Three-or-More-Goal Games ..... 2; Phil Esposito, 1970 & Cam Neely, 1991
Most Assists ..... 22; Rick Middleton, 1983
Most Assists by a Defenseman ..... 19; Bobby Orr, 1972
Most Assists by a Rookie ..... 11; Barry Pederson, 1982
Most Assists by a Goaltender ..... 3; Gilles Gilbert, 1974
Most Penalty Minutes ..... 124; Jay Miller, 1988
Most Penalty Minutes by a Goaltender ..... 17; Andy Moog, 1992
Longest Point Streak ..... 14; Bobby Orr, 9-11=20, 1970
Most Minutes Played by a Goaltender ..... 1542; Tim Thomas, 2011
Longest Win Streak by a Goaltender ..... 10; Gerry Cheevers, 1970

ONE PLAYOFF SERIES

Most Points ..... 19; Rick Middleton, 5-14=19, 1983 DF vs. Buffalo*
Most Goals ..... 8; Jerry Toppazzini, 1958 SF vs. NY Rangers & Bobby Schmautz, 1977 QF vs. Los Angeles
Most Power Play Goals ..... 4; 4x, last Cam Neely, 1991 DF vs. Montreal
Most Shorthanded Goals ..... 2; Jerry Toppazzini, 1958 SF vs. NY Rangers, Derek Sanderson, 1969 SF vs. Montreal & Bobby Lalonde, 1981 PS vs. Minnesota
Most Overtime Goals ..... 3; Mel Hill, 1939 SF vs. NY Rangers*
Most Assists ..... 14, Rick Middleton, 1983 DF vs. Buffalo*

PLAYOFF RECORDS

ONE PLAYOFF GAME

Most Points.....6; Phil Esposito, 4-2=6, Apr. 2, 1969 vs. Toronto & Rick Middleton, 2-4=6, Apr. 18, 1983 at Buffalo
Most Points Against .....6; Dickie Moore, 2-4=6, Mar. 25, 1954 at Montreal
Most Goals.....4; Phil Esposito, Apr. 2, 1969 vs. Toronto
Most Goals by a Defenseman.....3; Bobby Orr, Apr. 11, 1971 at Montreal*
Most Power Play Goals.....3; Phil Esposito, Apr. 2, 1969 vs. Toronto & John Bucyk, Apr. 21, 1974 vs. Chicago
Most Shorthanded Goals.....2; Bobby Lalonde, Apr. 11, 1981 at Minnesota*
Most Goals Against.....5; Reggie Leach, May 6, 1976 at Philadelphia
Most Assists..... 5; Don McKenney, Apr. 5, 1958 vs. NY Rangers
Most Assists Against.....4; Dickie Moore, Mar. 25, 1954 at Montreal & Dick Redmond, Apr. 21, 1974 vs. Chicago
Most Penalty Minutes.....32; Wayne Cashman, Apr. 11, 1970 at NY Rangers & Jay Miller, Apr. 9, 1988 at Buffalo
Most Shots ..... 13; Phil Esposito, Apr. 2, 1969 vs. Toronto
Most Shots Against.....11; Stan Mikita, Apr. 19, 1970 at Chicago

ONE PLAYOFF PERIOD

Most Points..... 4; Barry Pederson, 3-1=4, Apr. 8, 1982 vs. Buffalo (2nd)*, Peter McNab, 1-3=4, Apr. 11, 1982 at Buffalo (2nd), Ken Linseman, 2-2=4, Apr. 14,1985 vs. Montreal (2nd) & Tyler Seguin , 2-2=4, May 17, 2011 vs. Tampa Bay (2nd)
Most Goals.....3; Bobby Schmautz, Apr. 11, 1977 vs. Los Angeles (1st) & Barry Pederson, Apr. 8, 1982 vs. Buffalo (2nd)
Most Assists..... 3; Bobby Bauer, Mar. 24, 1946 at Detroit (3rd), Don McKenney, Apr. 5, 1958 vs. NY Rangers (3rd), Bobby Orr, Apr. 8, 1971 vs. Montreal (2nd), Bobby Orr, Apr. 9, 1972 at Toronto (3rd), Phil Esposito, Apr. 30, 1972 vs. NY Rangers (2nd), Jean Ratelle, Apr. 11, 1977 vs. Los Angeles (1st), Peter McNab, Apr. 11, 1982 at Buffalo (2nd), Rick Middleton, Apr. 18, 1983 at Buffalo (3rd), Ray Bourque, Apr. 20, 1983 vs. Buffalo (1st), Ray Bourque, Apr. 14, 1985 vs. Montreal (2nd), Craig Janney, Apr. 11, 1991 vs. Hartford (3rd); Adam Oates, Apr. 24, 1993 at Buffalo (1st) & Zdeno Chara, May 8, 2013 at Toronto (2nd)
Most Power Play Goals.....2; Don McKenney, Mar. 29, 1958 vs. NY Rangers (1st), Phil Esposito, Apr. 2, 1969 vs. Toronto (2nd), John Bucyk, Apr. 23, 1970 vs. Chicago (2nd), John McKenzie, Apr. 23, 1972 at St. Louis (2nd), John Bucyk, Apr. 21, 1974 vs. Chicago (1st) & Cam Neely, Apr. 11, 1991 vs. Hartford (3rd)
Most Shorthanded Goals..... 2; Bobby Lalonde, Apr. 11, 1981 at Minnesota (3rd)*
Most Shots ..... 9; Ray Bourque, Apr. 8, 1980 vs. Pittsburgh (3rd)
Most Shots Against.....7; John Tucker, Apr. 9, 1988 at Buffalo (2nd)

Credit Steve Babineau/NHLI via Getty Images

Cam Neely is Boston's all-time playoff goal leader, including three post-season hat tricks.

TOP TEN CATEGORY LEADERS

GAMES PLAYED

1	Ray Bourque	180
2	Wayne Cashman	145
3	Don Marcotte	132
4	Rick Middleton	111
5	John Bucyk	109
6	Terry O'Reilly	108
7	Glen Wesley	105
8	Zdeno Chara	96
9	Milan Lucic	96
10	Patrice Bergeron	95

GOALS

1	Cam Neely	55
2	Phil Esposito	46
3	Rick Middleton	45
4	John Bucyk	40
5	Peter McNab	38
6	Ray Bourque	36
7	Ken R. Hodge	34
8	Don Marcotte	34
9	Wayne Cashman	31
10	David Krejci	29

ASSISTS

1	Ray Bourque	125
2	Bobby Orr	66
3	John Bucyk	60
4	Wayne Cashman	57
5	Phil Esposito	56
6	Craig Janney	56
7	Rick Middleton	55
8	Brad Park	55
9	David Krejci	48
10	Ken R. Hodge	47

POINTS

1	Ray Bourque	161
2	Phil Esposito	102
3	Rick Middleton	100
4	John Bucyk	100
5	Bobby Orr	92
6	Wayne Cashman	88
7	Cam Neely	87
8	Ken R. Hodge	81
9	Brad Park	78
10	David Krejci	77

Credit Steve Babineau/NHLI via Getty Images

Ray Bourque is Boston's all-time playoff leader in games, assists and points.

THREE-PLUS GOAL COMEBACKS

Date	Leading Score					Period	Final Score					Round
Mar. 24, 1931	Montreal	4	at	Boston	1	Third	Montreal	4	at	Boston	*5	SF
Mar. 21, 1943	Montreal	3	at	Boston	0	Second	Montreal	4	at	Boston	5	SF
Apr. 5, 1983	Quebec	3	at	Boston	0	Second	Quebec	3	at	Boston	*4	DSF
Apr. 14, 1985	Montreal	4	at	Boston	1	Second	Montreal	6	at	Boston	7	DSF
Apr. 6, 1989	Buffalo	3	at	Boston	0	Second	Buffalo	3	at	Boston	5	DSF
Apr. 11, 1990	Boston	2	at	Hartford	5	Third	Boston	6	at	Hartford	5	DSF
May 13, 2013	Toronto	4	at	Boston	1	Third	Toronto	4	at	Boston	*5	CQF

* -- overtime game

THREE-PLUS GOAL BLOWN LEADS

Date	Leading Score					Period	Final Score					Round
Apr. 8, 1971	Montreal	1	at	Boston	5	Second	Montreal	7	at	Boston	5	QF
Apr. 24, 1993	Boston	5	at	Buffalo	2	Second	Boston	5	at	Buffalo	*6	DSF
May 14, 2010	Philadelphia	0	at	Boston	3	First	Philadelphia	4	at	Boston	3	CSF
May 21, 2011	Boston	3	at	Tampa Bay	0	Second	Boston	3	at	Tampa Bay	5	CF

* -- overtime game

PLAYOFF PENALTY SHOTS FOR

Date	Shooting Team	Shooter	Defending Team	Goaltender	Score	Game Score
Apr. 9, 1981	at Boston Bruins	Peter McNab	Minnesota North Stars	Don Beaupre	No	6-9

PLAYOFF PENALTY SHOTS AGAINST

Date	Shooting Team	Shooter	Defending Team	Goaltender	Score	Game Score
Mar. 25, 1937	Montreal Maroons	Lionel Conacher	at Boston Bruins	Cecil Thompson	No	4-0
Apr. 9, 1988	at Buffalo Sabres	John Tucker	Boston Bruins	Andy Moog	Yes	2-6
May 3, 1990	Washington Capitals	Kelly Miller	at Boston Bruins	Andy Moog	No	5-3
May 18, 1990	Edmonton Oilers	Petr Klima	at Boston Bruins	Reggie Lemelin	No	2-7
May 12, 2010	at Philadelphia Flyers	Ville Leino	Boston Bruins	Tuukka Rask	No	1-2

BOSTON BRUINS STANLEY CUP CHAMPIONSHIP TEAMS

1928-29: Cecil "Tiny" Thompson, Bill Carson, Aubrey "Dit" Clapper, Cy Denneny, Frank Frederickson, Norman "Dutch" Gainor, Percy Galbraith, Red Green, Lionel Hitchman, Lloyd Klein, Myles Lane, Mickey Mackay, Harry Oliver, Eric Pettinger, Eddie Rodden, Eddie Shore, Ralph "Cooney" Weiland, Coach Art Ross

1938-39: Frank Brimsek, Bobby Bauer, Aubrey "Dit" Clapper, Roy Conacher, Bill Cowley, Jack Crawford, Woody Dumart, Harry Frost, Ray Getliffe, Red Hamill, Mel Hill, Bill "Flash" Hollett, Pat McCreavy, Gord Pettinger, Jack Portland, Terry Reardon, Charlie Sands, Milt Schmidt, Jack Shewchuk, Eddie Shore, Ralph "Cooney" Weiland, Coach Art Ross

1940-41: Frank Brimsek, Bobby Bauer, Herb Cain, Aubrey "Dit" Clapper, Roy Conacher, Bill Cowley, John Crawford, Woody Dumart, Mel Hill, Bill "Flash" Hollett, Art Jackson, Pat McCreavy, Terry Reardon, Jack Shewchuk, Des Smith, Milt Schmidt, Eddie Wiseman, Coach Ralph "Cooney" Weiland

1969-70: Gerry Cheevers, Ed Johnston, John Adams, Don Awrey, Garnet "Ace" Bailey, Ivan Boldirev, John Bucyk, Wayne Carleton, Wayne Cashman, Gary Doak, Phil Esposito, Ted Green, Ken Hodge, Bill Lesuk, Jim Lorentz, Don Marcotte, John McKenzie, Ron Murphy, Bobby Orr, Derek Sanderson, Dan Schock, Dallas Smith, Rick Smith, Bill Speer, Fred Stanfield, Ed Westfall, Coach Harry Sinden

1971-72: Gerry Cheevers, Ed Johnston, Don Awrey, Garnet "Ace" Bailey, John Bucyk, Wayne Cashman, Phil Esposito, Ted Green, Ken Hodge, Don Marcotte, John McKenzie, Bobby Orr, Derek Sanderson, Dallas Smith, Fred Stanfield, Carol Vadnais, Mike Walton, Ed Westfall, Coach Tom Johnson

2010-11: Tim Thomas, Tuukka Rask, Patrice Bergeron, Johnny Boychuk, Gregory Campbell, Zdeno Chara, Andrew Ference, Nathan Horton, Tomas Kaberle, Chris Kelly, David Krejci, Milan Lucic, Brad Marchand, Adam McQuaid, Daniel Paille, Rich Peverley Mark Recchi, Michael Ryder, Marc Savard, Tyler Seguin, Dennis Seidenberg, Shawn Thornton, Coach Claude Julien

Note: Listings include all players and head coach engraved on the Stanley Cup that year.

PLAYOFF OVERTIME RECORDS

	GP	W	L	T	Last	Score	Round	Scorer/Time
Overall	128	56	69	3				
Home	60	30	29	1	May 1, 2014	Mtl 4 / Bos 3	Rd 2	P. K. Subban / 24:17
Road	68	26	40	2	May 8, 2014	Bos 1 / Mtl 0	Rd 2	Matt Fraser / 1:19
Longest Overtime					April 3, 1933	Bos 0 at Tor 1	SF	Ken Doraty / 104:46
Shortest Overtime					June 4, 2011	Bos 2 at Van 3	F	Alexandre Burrows / 0:11

	GP	W	L	Last		
One-Overtime Games:	103	45	58	May 8, 2014	Bos 1 at Mtl 0	Rd 2
Two-Overtime Games:	16	8	8	May 1, 2014	Mtl 4 / Bos 3	Rd 2
Three-Overtime Games:	5	3	2	June 12, 2013	Bos 3 at Chi 4	F
Four-Overtime Games:	0					
Five-Overtime Games:	0					
Six-Overtime Games:	1	0	1	Apr. 3, 1933	Bos 0 at Tor 1	SF

PLAYOFF OVERTIME VICTORIES

Date	Team		at	Team		Scorer	Time	Round
Mar. 20, 1930	Boston Bruins	2	at	Montreal Maroons	1	Harry Oliver	45:35	SF
Mar. 24, 1931	Montreal Canadiens	4	at	Boston Bruins	5	Cooney Weiland	18:56	S
Mar. 25, 1933	Toronto Maple Leafs	1	at	Boston Bruins	2	Marty Barry	14:14	SF
Mar. 30, 1933	Boston Bruins	2	at	Toronto Maple Leafs	1	Eddie Shore	4:23	SF
Mar. 23, 1935	Toronto Maple Leafs	0	at	Boston Bruins	1	Dit Clapper	33:26	SF
Mar. 21, 1939	Boston Bruins	2	at	New York Rangers	1	Mel Hill	59:25	SF
Mar. 23, 1939	New York Rangers	2	at	Boston Bruins	3	Mel Hill	8:24	SF
Apr. 2, 1939	New York Rangers	1	at	Boston Bruins	2	Mel Hill	48:00	SF
Mar. 22, 1942	Boston Bruins	2	at	Chicago Blackhawks	1	Des Smith	6:51	QF
Mar. 21, 1943	Montreal Canadiens	4	at	Boston Bruins	5	Don Gallinger	12:30	SF
Mar. 25, 1943	Boston Bruins	3	at	Montreal Canadiens	2	Harvey Jackson	3:20	SF
Mar. 30, 1943	Montreal Canadiens	4	at	Boston Bruins	5	Ab DeMarco	3:41	SF
Mar. 28, 1946	Detroit Red Wings	3	at	Boston Bruins	4	Don Gallinger	9:51	SF
Apr. 7, 1946	Montreal Canadiens	2	at	Boston Bruins	3	Terry Reardon	15:13	F
Mar. 27, 1949	Boston Bruins	5	at	Toronto Maple Leafs	4	Woody Dumart	16:14	SF
Mar. 29, 1953	Detroit Red Wings	1	at	Boston Bruins	2	Jack McIntyre	12:29	SF
Mar. 27, 1958	Boston Bruins	4	at	New York Rangers	3	Jerry Toppazzini	4:46	SF
May 10, 1970	St. Louis Blues	3	at	Boston Bruins	4	Bobby Orr	0:40	F
Apr. 14, 1974	Boston Bruins	4	at	Toronto Maple Leafs	3	Ken Hodge	1:27	QF
Apr. 24, 1977	Boston Bruins	4	at	Philadelphia Flyers	3	Rick Middleton	2:57	SF
Apr. 26, 1977	Boston Bruins	5	at	Philadelphia Flyers	4	Terry O'Reilly	30:07	SF
Apr. 19, 1978	Chicago Blackhawks	3	at	Boston Bruins	4	Terry O'Reilly	1:50	QF
Apr. 21, 1978	Boston Bruins	4	at	Chicago Blackhawks	3	Peter McNab	10:17	QF
May 2, 1978	Philadelphia Flyers	2	at	Boston Bruins	3	Rick Middleton	1:43	SF
May 21, 1978	Montreal Canadiens	3	at	Boston Bruins	4	Bobby Schmautz	6:22	F
May 3, 1979	Montreal Canadiens	3	at	Boston Bruins	4	Jean Ratelle	3:46	SF
Apr. 21, 1980	Boston Bruins	4	at	New York Islanders	3	Terry O'Reilly	17:13	QF
Apr. 23, 1982	Boston Bruins	6	at	Quebec Nordiques	5	Peter McNab	10:54	DF
Apr. 5, 1983	Quebec Nordiques	3	at	Boston Bruins	4	Barry Pederson	1:46	DSF
Apr. 24, 1983	Buffalo Sabres	2	at	Boston Bruins	3	Brad Park	1:52	DF
Apr. 21, 1990	Montreal Canadiens	4	at	Boston Bruins	5	Garry Galley	3:42	DF
May 3, 1991	Boston Bruins	5	at	Pittsburgh Penguins	4	Vladimir Ruzicka	8:14	CF
Apr. 21, 1992	Buffalo Sabres	2	at	Boston Bruins	3	Adam Oates	11:14	DSF
Apr. 25, 1992	Boston Bruins	5	at	Buffalo Sabres	4	Ted Donato	2:08	DSF
May 5, 1992	Boston Bruins	3	at	Montreal Canadiens	2	Peter Douris	3:12	DF
May 3, 1994	Boston Bruins	6	at	New Jersey Devils	5	Don Sweeney	9:08	CSF
Apr. 24, 1998	Boston Bruins	4	at	Washington Capitals	3	Darren Van Impe	20:54	CQF
Apr. 30, 1999	Boston Bruins	4	at	Carolina Hurricanes	3	Anson Carter	34:45	CQF
Apr. 9, 2004	Montreal Canadiens	1	at	Boston Bruins	2	Patrice Bergeron	1:26	CQF
Apr. 13, 2004	Boston Bruins	4	at	Montreal Canadiens	3	Glen Murray	29:27	CQF
Apr. 13, 2008	Montreal Canadiens	1	at	Boston Bruins	2	Marc Savard	9:25	CQF
Apr. 21, 2010	Buffalo Sabres	2	at	Boston Bruins	3	Miroslav Satan	27:41	CQF

PLAYOFF OVERTIME VICTORIES

Date	Team		at	Team		Scorer	Time	Round
May 1, 2010	Philadelphia Flyers	4	at	Boston Bruins	5	Marc Savard	13:52	CSF
Apr. 21, 2011	Boston Bruins	5	at	Montreal Canadiens	4	Michael Ryder	1:59	CQF
Apr. 23, 2011	Montreal Canadiens	1	at	Boston Bruins	2	Nathan Horton	29:03	CQF
Apr. 27, 2011	Montreal Canadiens	3	at	Boston Bruins	4	Nathan Horton	5:43	CQF
May 2, 2011	Boston Bruins	3	at	Philadelphia Flyers	2	David Krejci	14:00	CSF
Apr. 12, 2012	Washington Capitals	0	at	Boston Bruins	1	Chris Kelly	1:18	CQF
Apr. 22, 2012	Boston Bruins	4	at	Washington Capitals	3	Tyler Seguin	3:17	CQF
May 8, 2013	Boston Bruins	4	at	Toronto Maple Leafs	3	David Krejci	13:06	CQF
May 13, 2013	Toronto Maple Leafs	4	at	Boston Bruins	5	Patrice Bergeron	6:05	CQF
May 16, 2013	New York Rangers	2	at	Boston Bruins	3	Brad Marchand	15:40	CSF
June 5, 2013	Pittsburgh Penguins	1	at	Boston Bruins	2	Patrice Bergeron	35:19	CF
June 15, 2013	Boston Bruins	2	at	Chicago Blackhawks	1	Daniel Paille	13:48	F
Apr. 24, 2014	Boston Bruins	3	at	Detroit Red Wings	2	Jarome Iginla	13:32	Rd 1
May 8, 2014	Boston Bruins	1	at	Montreal Canadiens	0	Matt Fraser	1:19	Rd 2

PLAYOFF OVERTIME DEFEATS

Date	Team		at	Team		Scorer	Time	Round
Mar. 25, 1930	Montreal Maroons	1	at	Boston Bruins	0	Archie Wilcox	26:27	SF
Mar. 28, 1931	Boston Bruins	3	at	Montreal Canadiens	4	Georges Mantha	5:10	SF
Apr. 1, 1931	Boston Bruins	2	at	Montreal Canadiens	3	Wildor Larochelle	19:00	SF
Mar. 28, 1933	Toronto Maple Leafs	1	at	Boston Bruins	0	Busher Jackson	15:03	SF
Apr. 3, 1933	Boston Bruins	0	at	Toronto Maple Leafs	1	Ken Doraty	104:46	SF
Mar. 30, 1935	Boston Bruins	1	at	Toronto Maple Leafs	2	Pep Kelly	1:36	SF
Mar. 24, 1938	Boston Bruins	0	at	Toronto Maple Leafs	1	George Parsons	21:31	SF
Mar. 29, 1938	Toronto Maple Leafs	3	at	Boston Bruins	2	Gord Drillon	10:04	SF
Mar. 30, 1939	New York Rangers	2	at	Boston Bruins	1	Clint Smith	17:19	SF
Apr. 9, 1939	Toronto Maple Leafs	3	at	Boston Bruins	2	Doc Romnes	10:38	F
Mar. 29, 1941	Toronto Maple Leafs	2	at	Boston Bruins	1	Pete Langelle	17:31	SF
Mar. 29, 1945	Boston Bruins	2	at	Detroit Red Wings	3	Mud Bruneteau	17:12	SF
Mar. 30, 1946	Boston Bruins	3	at	Montreal Canadiens	4	Maurice Richard	9:08	F
Apr. 2, 1946	Boston Bruins	2	at	Montreal Canadiens	3	Jim Peters	16:55	F
Mar. 27, 1947	Boston Bruins	1	at	Montreal Canadiens	2	Ken Mosdell	5:38	SF
Apr. 3, 1947	Boston Bruins	3	at	Montreal Canadiens	4	John Quilty	36:40	SF
Mar. 24, 1948	Boston Bruins	4	at	Toronto Maple Leafs	5	Nick Metz	17:03	SF
Apr. 6, 1952	Montreal Canadiens	3	at	Boston Bruins	2	Paul Masnick	27:49	SF
Apr. 16, 1953	Boston Bruins	0	at	Montreal Canadiens	1	Elmer Lach	1:22	F
Mar. 29, 1955	Montreal Canadiens	4	at	Boston Bruins	3	Don Marshall	3:05	SF
Apr. 17, 1958	Boston Bruins	2	at	Montreal Canadiens	3	Maurice Richard	5:45	F
Mar. 28, 1959	Boston Bruins	2	at	Toronto Maple Leafs	3	Gerry Ehman	5:02	SF
Mar. 31, 1959	Boston Bruins	2	at	Toronto Maple Leafs	3	Frank Mahovlich	11:21	SF
Apr. 10, 1969	Boston Bruins	2	at	Montreal Canadiens	3	Ralph Backstrom	0:42	SF
Apr. 13, 1969	Boston Bruins	3	at	Montreal Canadiens	4	Mickey Redmond	4:55	SF
Apr. 24, 1969	Montreal Canadiens	2	at	Boston Bruins	1	Jean Beliveau	31:28	SF
Apr. 6, 1972	Toronto Maple Leafs	4	at	Boston Bruins	3	Jim Harrison	2:58	QF
Apr. 23, 1974	Boston Bruins	3	at	Chicago Blackhawks	4	Jim Pappin	3:48	SF
May 9, 1974	Philadelphia Flyers	3	at	Boston Bruins	2	Bobby Clarke	12:01	F
Apr. 10, 1975	Boston Bruins	3	at	Chicago Blackhawks	4	Ivan Boldirev	7:33	PS
Apr. 13, 1976	Los Angeles Kings	3	at	Boston Bruins	2	Butch Goring	0:27	QF
Apr. 22, 1976	Boston Bruins	3	at	Los Angeles Kings	4	Butch Goring	18:28	QF
Apr. 29, 1976	Boston Bruins	1	at	Philadelphia Flyers	2	Reggie Leach	13:38	SF
May 14, 1977	Montreal Canadiens	2	at	Boston Bruins	1	Jacques Lemaire	4:32	F
May 16, 1978	Boston Bruins	2	at	Montreal Canadiens	3	Guy Lafleur	13:09	F
May 10, 1979	Boston Bruins	4	at	Montreal Canadiens	5	Yvon Lambert	9:33	SF
Apr. 16, 1980	New York Islanders	2	at	Boston Bruins	1	Clark Gillies	1:02	QF
Apr. 17, 1980	New York Islanders	5	at	Boston Bruins	4	Bob Bourne	1:24	QF
Apr. 8, 1981	Minnesota North Stars	5	at	Boston Bruins	4	Steve Payne	3:34	PS
Apr. 18, 1982	Boston Bruins	2	at	Quebec Nordiques	3	Wilf Paiement	11:44	DF
Apr. 9, 1987	Boston Bruins	3	at	Montreal Canadiens	4	Mats Naslund	2:38	DSF

PLAYOFF OVERTIME DEFEATS

Date	Team		at	Team		Scorer	Time	Round
Apr. 10, 1988	Boston Bruins	5	at	Buffalo Sabres	6	John Tucker	5:32	DSF
May 4, 1988	New Jersey Devils	3	at	Boston Bruins	2	Doug Brown	17:46	CF
Apr. 19, 1989	Boston Bruins	2	at	Montreal Canadiens	3	Bobby Smith	12:24	DF
Apr. 15, 1990	Boston Bruins	2	at	Hartford Whalers	3	Kevin Dineen	12:30	DSF
May 15, 1990	Edmonton Oilers	3	at	Boston Bruins	2	Petr Klima	55:13	F
Apr. 19, 1991	Montreal Canadiens	4	at	Boston Bruins	3	Stephane Richer	0:27	DF
Apr. 27, 1991	Boston Bruins	2	at	Montreal Canadiens	3	Shayne Corson	17:47	DF
May 17, 1992	Boston Bruins	3	at	Pittsburgh Penguins	4	Jaromir Jagr	9:44	CF
Apr. 18, 1993	Buffalo Sabres	5	at	Boston Bruins	4	Bob Sweeney	11:03	DSF
Apr. 22, 1993	Boston Bruins	3	at	Buffalo Sabres	4	Yuri Khmylev	1:05	DSF
Apr. 24, 1993	Boston Bruins	5	at	Buffalo Sabres	6	Brad May	4:48	DSF
Apr. 25, 1994	Montreal Canadiens	2	at	Boston Bruins	1	Kirk Muller	17:18	CQF
May 7, 1994	New Jersey Devils	5	at	Boston Bruins	4	Stephane Richer	14:19	CSF
May 12, 1995	Boston Bruins	0	at	New Jersey Devils	1	Randy McKay	8:51	CQF
Apr. 26, 1998	Washington Capitals	3	at	Boston Bruins	2	Joe Juneau	26:31	CQF
May 3, 1998	Washington Capitals	3	at	Boston Bruins	2	Brian Bellows	15:24	CQF
Apr. 24, 1999	Boston Bruins	2	at	Carolina Hurricanes	3	Ray Sheppard	17:05	CQF
Apr. 12, 2008	Boston Bruins	2	at	Montreal Canadiens	3	Alex Kovalev	2:30	CQF
May 6, 2009	Boston Bruins	2	at	Carolina Hurricanes	3	Jussi Jokinen	2:48	CSF
May 14, 2009	Carolina Hurricanes	3	at	Boston Bruins	2	Scott Walker	18:46	CSF
May 7, 2010	Boston Bruins	4	at	Philadelphia Flyers	5	Simon Gagne	14:40	CSF
June 4, 2011	Boston Bruins	2	at	Vancouver Canucks	3	Alexandre Burrows	0:11	F
Apr. 14, 2012	Washington Capitals	2	at	Boston Bruins	1	Nicklas Backstrom	22:56	CQF
Apr. 25, 2012	Washington Capitals	2	at	Boston Bruins	1	Joel Ward	2:57	CQF
May 23, 2013	Boston Bruins	3	at	New York Rangers	4	Chris Kreider	7:03	CSF
June 12, 2013	Boston Bruins	3	at	Chicago Blackhawks	4	Andrew Shaw	52:08	F
June 19, 2013	Chicago Blackhawks	6	at	Boston Bruins	5	Brent Seabrook	9:51	F
May 1, 2014	Montreal Canadiens	4	at	Boston Bruins	3	P. K. Subban	24:17	Rd 2

SHORTEST & LONGEST PLAYOFF OVERTIMES

TEN SHORTEST OVERTIMES

Date	Team		at	Team		Time	Round
June 4, 2011	Bos	2	at	Van	3	0:11	SCF
Apr. 13, 1976	LA	3	at	Bos	2	0:27	QF
Apr. 19, 1991	Mtl Cdns	4	at	Bos	3	0:27	DF
May 10, 1970	StL	3	at	Bos	4	0:40	SCF
Apr. 10, 1969	Bos	2	at	Mtl Cdns	3	0:42	SF
Apr. 16, 1980	NYI	2	at	Bos	1	1:02	QF
Apr. 22, 1993	Bos	3	at	Buf	4	1:05	DSF
Apr. 12, 2012	Wsh	0	at	Bos	1	1:18	CQF
May 8, 2014	Bos	1	at	Mtl Cdns	0	1:19	Rd 2
Apr. 16, 1953	Bos	0	at	Mtl Cdns	1	1:22	SCF

TEN LONGEST OVERTIMES

Date	Team		at	Team		Time	Round
Apr. 3, 1933	Bos	0	at	Tor	1	104:46	SF
Mar. 21, 1939	Bos	2	at	NYR	1	59:25	SF
May 15, 1990	Edm	3	at	Bos	2	55:13	SCF
June 12, 2013	Bos	3	at	Chi	4	52:08	SCF
Apr. 2, 1939	NYR	1	at	Bos	2	48:00	SF
Mar. 20, 1930	Bos	2	at	Mtl Mrns	1	45:35	SF
Apr. 3, 1947	Bos	3	at	Mtl Cdns	4	36:40	SF
June 5, 2013	Pit	1	at	Bos	2	35:19	CF
Apr. 30, 1999	Bos	4	at	Car	3	34:45	CQF
Mar. 23, 1935	Tor	0	at	Bos	1	33:26	SF

Credit Brian Babineau/NHLI via Getty Images

Matt Fraser (left) became the sixth player in club history to score his first NHL playoff goal in overtime when he scored just 1:19 into the extra session to give Boston a 1-0 win in Montreal on May 8, 2014.

Fraser joined Mel Hill (1939), Des Smith (1942), Peter Douris (1992), Patrice Bergeron (2004) and Marc Savard (2008) on that list.

PLAYOFF HAT TRICKS FOR

No	Date	Opponent	Score	Scorer	Goaltender(s)	Span
1	Mar. 31, 1927	Chicago Blackhawks	4-4	Percy Galbraith	Hugh Lehman	NA
2	Mar. 29, 1942	Detroit Red Wings	4-6	Jack McGill	Johnny Mowers	30:25
3	Apr. 3, 1958	New York Rangers	8-2	Jerry Toppazzini	Lorne Worsley	50:22
4	Apr. 2, 1969	Toronto Maple Leafs	10-0	Phil Esposito (4)	Bruce Gamble	38:32 (4) 25:46 (3)
5	Apr. 8, 1970	New York Rangers	8-2	Phil Esposito	Ed Giacomin	28:53
6	Apr. 19, 1970	at Chicago Blackhawks	6-3	Phil Esposito	Tony Esposito	22:41
7	May 3, 1970	at St. Louis Blues	6-1	John Bucyk	Jacques Plante (1); Ernie Wakely (2)	25:46
8	Apr. 11, 1971	at Montreal Canadiens	5-2	Bobby Orr	Ken Dryden (2); Empty Net (1)	28:56
9	Apr. 18, 1972	St. Louis Blues	6-1	Fred Stanfield	Jacques Caron	35:10
10	Apr. 20, 1972	St. Louis Blues	10-2	John Bucyk	Jacques Caron (1); Ernie Wakely (2)	48:54
11	Apr. 30, 1972	New York Rangers	6-5	Ken Hodge	Ed Giacomin	14:58
12	Apr. 21, 1974	Chicago Blackhawks	8-6	John Bucyk	Tony Esposito	30:50
13	Apr. 8, 1975	Chicago Blackhawks	8-2	Phil Esposito	Tony Esposito (2); Michel Dumas (1)	20:24
14	Apr. 11, 1977	Los Angeles Kings	8-3	Bobby Schmautz	Rogie Vachon	17:35
15	May 3, 1979	Montreal Canadiens	4-3/OT	Jean Ratelle	Ken Dryden	48:31
16	May 8, 1979	Montreal Canadiens	5-2	Stan Jonathan	Ken Dryden	45:22
17	Apr. 8, 1982	Buffalo Sabres	7-3	Barry Pederson	Don Edwards	13:40
18	Apr. 14, 1985	Montreal Canadiens	7-6	Ken Linseman	Steve Penney	19:36
19	Apr. 9, 1987	at Montreal Canadiens	3-4/OT	Cam Neely	Patrick Roy	18:20
20	Apr. 5, 1991	Hartford Whalers	4-3	Cam Neely	Peter Sidorkiewicz	27:16
21	Apr. 25, 1991	Montreal Canadiens	4-1	Cam Neely	Patrick Roy	29:03
22	May 25, 2011	at Tampa Bay Lightning	4-5	David Krejci	Dwayne Roloson	36:58
23	May 8, 2013	at Toronto Maple Leafs	4-3/OT	David Krejci	James Reimer	40:07

PLAYOFF HAT TRICKS AGAINST

No	Date	Opponent	Score	Scorer	Goaltender(s)	Span
1	Mar. 26, 1936	at Toronto Maple Leafs	3-8	Charlie Conacher	Cecil Thompson	NA
2	Mar. 25, 1941	at Toronto Maple Leafs	2-7	Syl Apps	Frank Brimsek	29:25
3	Apr. 1, 1943	at Detroit Red Wings	2-6	Mud Bruneteau	Frank Brimsek	35:12
4	Apr. 7, 1943	Detroit Red Wings	0-4	Don Grosso	Frank Brimsek	55:15
5	Apr. 3, 1945	at Detroit Red Wings	3-5	Carl Liscombe (4)	Paul Bibeault	41:34 (4) 26:03 (3)
6	Apr. 1, 1947	Montreal Canadiens	1-5	Billy Reay (4)	Frank Brimsek	33:35 (4) 28:01 (3)
7	Mar. 27, 1948	at Toronto Maple Leafs	3-5	Ted Kennedy (4)	Frank Brimsek	26:43 (4) 12:30 (3)
8	Mar. 27, 1952	at Montreal Canadiens	0-4	Bernie Geoffrion	Jim Henry	47:25
9	Apr. 14, 1953	Montreal Canadiens	3-7	Maurice Richard	Gord Henry	47:29
10	Apr. 6, 1957	at Montreal Canadiens	1-5	Maurice Richard (4)	Don Simmons	27:38 (4) 6:41 (3)
11	Apr. 10, 1973	New York Rangers	3-6	Steve Vickers	Ross Brooks (2); Ed Johnston (1)	54:13
12	Apr. 15, 1976	at Los Angeles Kings	4-6	Marcel Dionne	Gilles Gilbert	26:34
13	May 6, 1976	at Philadelphia Flyers	3-6	Reggie Leach (5)	Gilles Gilbert	42:22 (5) 26:05 (4) 15:07 (3)
14	Apr. 8, 1981	Minnesota North Stars	4-5/OT	Steve Payne	Rogie Vachon	58:02
15	Apr. 5, 1983	Quebec Nordiques	4-3/OT	Peter Stastny	Pete Peeters	14:34
16	May 3, 1983	at New York Islanders	3-8	Mike Bossy	Pete Peeters	22:36
17	May 7, 1983	at New York Islanders	4-8	Mike Bossy (4)	Pete Peeters	21:54 (4) 10:04 (3)
18	Apr. 11, 1987	Montreal Canadiens	4-5	Mike McPhee	Doug Keans	17:14
19	Apr. 9, 1988	Buffalo Sabres	2-6	John Tucker (4)	Andy Moog	39:58 (4) 11:37 (3)
20	May 22, 1988	Edmonton Oilers	3-6	Esa Tikkanen	Reggie Lemelin (2); Empty Net (1)	29:15
21	May 18, 1990	Edmonton Oilers	2-7	Jari Kurri	Andy Moog (2); Reggie Lemelin (1)	36:34
22	May 21, 1992	Pittsburgh Penguins	1-5	Kevin Stevens (4)	Andy Moog	45:23 (4) 5:55 (3)

PLAYOFF SHUTOUTS FOR

No	Date	Opponent	Score	Goaltender	Saves	Round	Total Time If OT Gm
1	Apr. 2, 1927	New York Rangers	0-0	Hal Winkler	28	SF	
2	Apr. 7, 1927	Ottawa Senators	0-0	Hal Winkler	38	F	
3	Mar. 19, 1929	Montreal Canadiens	1-0	Cecil Thompson	29	SF	
4	Mar. 21, 1929*	Montreal Canadiens	1-0	Cecil Thompson	32	SF	
5	Mar. 28, 1929	New York Rangers	2-0	Cecil Thompson	22	F	
6	Mar. 23, 1935	Toronto Maple Leafs	1-0/OT	Cecil Thompson	35	SF	93:26
7	Mar. 24, 1936	Toronto Maple Leafs	3-0	Cecil Thompson	35	QF	
8	Mar. 25, 1937	Montreal Maroons	4-0	Cecil Thompson	NA	QF	
9	Apr. 13, 1939	at Toronto Maple Leafs	2-0	Frank Brimsek	17	F	
10	Mar. 20, 1941	Toronto Maple Leafs	3-0	Frank Brimsek	27	SF	
11	Mar. 28, 1951	at Toronto Maple Leafs	2-0	Jack Gelineau	25	SF	
12	Apr. 3, 1952	at Montreal Canadiens	1-0	Jim Henry	31	SF	
13	Apr. 2, 1957	Detroit Red Wings	2-0	Don Simmons	20	SF	
14	Apr. 14, 1957	Montreal Canadiens	2-0	Don Simmons	21	F	
15	Mar. 29, 1958	New York Rangers	5-0	Don Simmons	28	SF	
16	Apr. 2, 1969	Toronto Maple Leafs	10-0	Gerry Cheevers	40	QF	
17	Apr. 3, 1969*	Toronto Maple Leafs	7-0	Gerry Cheevers	22	QF	
18	Apr. 10, 1969	Montreal Canadiens	5-0	Gerry Cheevers	34	SF	
19	Apr. 5, 1972	Toronto Maple Leafs	5-0	Gerry Cheevers	27	QF	
20	Apr. 8, 1972	at Toronto Maple Leafs	2-0	Ed Johnston	30	QF	
21	May 11, 1972	at New York Rangers	3-0	Gerry Cheevers	33	F	
22	Apr. 10, 1974	Toronto Maple Leafs	1-0	Gilles Gilbert	35	QF	
23	Apr. 11, 1976	Los Angeles Kings	4-0	Gilles Gilbert	21	QF	
24	Apr. 17, 1976	at Los Angeles Kings	3-0	Gerry Cheevers	27	QF	
25	Apr. 25, 1976	Los Angeles Kings	3-0	Gilles Gilbert	15	QF	
26	May 1, 1977	Philadelphia Flyers	3-0	Gerry Cheevers	21	SF	
27	May 18, 1978	Montreal Canadiens	4-0	Gerry Cheevers	16	F	
28	Apr. 20, 1983	Buffalo Sabres	9-0	Pete Peeters	27	DF	
29	Apr. 24, 1988	Montreal Canadiens	2-0	Reggie Lemelin	22	DF	
30	Apr. 19, 1990	Montreal Canadiens	1-0	Andy Moog	20	DSF	
31	May 5, 1990	Washington Capitals	3-0	Andy Moog	28	CF	
32	May 9, 1992	Montreal Canadiens	2-0	Andy Moog	26	DF	
33	May 1, 1998	at Washington Capitals	1-0	Byron Dafoe	26	CQF	
34	Apr. 22, 1999	at Carolina Hurricanes	2-0	Byron Dafoe	19	CQF	
35	May 2, 1999	Carolina Hurricanes	2-0	Byron Dafoe	31	CQF	
36	Apr. 7, 2004	Montreal Canadiens	3-0	Andrew Raycroft	31	CQF	
37	May 10, 2004	Carolina Hurricanes	4-0	Tim Thomas	19	CSF	
38	May 19, 2011	at Tampa Bay Lightning	2-0	Tim Thomas	31	CF	
39	May 27, 2011	Tampa Bay Lightning	1-0	Tim Thomas	24	CF	
40	June 8, 2011	Vancouver Canucks	4-0	Tim Thomas	38	F	
41	June 15, 2011	at Vancouver Canucks	4-0	Tim Thomas	21	F	
42	Apr. 12, 2012	Washington Capitals	1-0/OT	Tim Thomas	17	CQF	61:18
43	June 1, 2013	at Pittsburgh Penguins	3-0	Tuukka Rask	29	CF	
44	June 7, 2013	Pittsburgh Penguins	1-0	Tuukka Rask	26	CF	
45	June 17, 2013	Chicago Blackhawks	2-0	Tuukka Rask	28	F	
46	Apr. 22, 2014	at Detroit Red Wings	2-0	Tuukka Rask	23	Rd 1	
47	May 8, 2014	at Montreal Canadiens	1-0/OT	Tuukka Rask	33	Rd 2	61:19

* -- consecutive games

NOTE: Shots on goal were not kept as an official NHL statistic until the 1955-56 season. Save totals prior to that season are unofficial.

PLAYOFF SHUTOUTS AGAINST

No	Date	Opponent	Score	Goaltender	Saves	Round	Total Time If OT Gm
1	Apr. 2, 1927	New York Rangers	0-0	Lorne Chabot	41	SF	
2	Apr. 7, 1927	Ottawa Senators	0-0	Alex Connell	37	F	
3	Mar. 25, 1930	Montreal Maroons	0-1/OT	Flat Walsh	51	SF	86:27
4	Apr. 1, 1930	Montreal Canadiens	0-3	George Hainsworth	32	F	
5	Mar. 26, 1931	Montreal Canadiens	0-1	George Hainsworth	20	SF	
6	Mar. 28, 1933	Toronto Maple Leafs	0-1/OT	Lorne Chabot	44	SF	75:03
7	Apr. 3, 1933	at Toronto Maple Leafs	0-1/OT	Lorne Chabot	89	SF	164:46
8	Mar. 26, 1935	Toronto Maple Leafs	0-2	George Hainsworth	16	SF	
9	Mar. 28, 1935*	Toronto Maple Leafs	0-3	George Hainsworth	22	SF	
10	Mar. 24, 1938	at Toronto Maple Leafs	0-1/OT	Turk Broda	33	SF	81:31
11	Mar. 19, 1940	at New York Rangers	0-4	Dave Kerr	16	SF	
12	Mar. 26, 1940	at New York Rangers	0-1	Dave Kerr	18	SF	
13	Mar. 28, 1940	New York Rangers	0-1	Dave Kerr	31	SF	
14	Mar. 24, 1942	Chicago Blackhawks	0-4	Sam LoPresti	28	QF	
15	Mar. 27, 1943	at Montreal Canadiens	0-4	Paul Bibeault	20	SF	
16	Apr. 7, 1943	Detroit Red Wings	0-4	John Mowers	27	F	
17	Apr. 8, 1943*	Detroit Red Wings	0-2	John Mowers	30	F	
18	Mar. 21, 1946	Detroit Red Wings	0-3	Harry Lumley	26	SF	
19	Mar. 22, 1949	Toronto Maple Leafs	0-3	Turk Broda	20	SF	
20	Apr. 1, 1951	Toronto Maple Leafs	0-3	Turk Broda	16	SF	
21	Apr. 8, 1951	Toronto Maple Leafs	0-6	Turk Broda	16	SF	
22	Mar. 27, 1952	at Montreal Canadiens	0-4	Gerry McNeil	31	SF	
23	Mar. 24, 1953	at Detroit Red Wings	0-7	Terry Sawchuk	27	SF	
24	Apr. 12, 1953	Montreal Canadiens	0-3	Gerry McNeil	18	F	
25	Apr. 16, 1953	at Montreal Canadiens	0-1/OT	Gerry McNeil	21	F	61:22
26	Mar. 23, 1954	at Montreal Canadiens	0-2	Jacques Plante	13	SF	
27	Mar. 30, 1954	Montreal Canadiens	0-2	Jacques Plante	25	SF	
28	Mar. 22, 1955	at Montreal Canadiens	0-2	Jacques Plante	16	SF	
				Charlie Hodge	4		
29	Apr. 9, 1957	at Montreal Canadiens	0-1	Jacques Plante	24	F	
30	Apr. 13, 1958	Montreal Canadiens	0-3	Jacques Plante	18	F	
31	Apr. 8, 1973	at New York Rangers	0-4	Ed Giacomin	33	QF	
32	May 19, 1974	at Philadelphia Flyers	0-1	Bernie Parent	30	F	
33	May 10, 1977	at Montreal Canadiens	0-3	Ken Dryden	22	F	
34	Apr. 7, 1984	at Montreal Canadiens	0-5	Steve Penney	19	DSF	
35	Apr. 16, 1985	at Montreal Canadiens	0-1	Steve Penney	20	DSF	
36	Apr. 5, 1989	Buffalo Sabres	0-6	Jacques Cloutier	29	DSF	
37	Apr. 27, 1992	Buffalo Sabres	0-2	Tom Draper	28	DSF	
38	Apr. 20, 1993	Buffalo Sabres	0-4	Grant Fuhr	34	DSF	
39	May 9, 1994	at New Jersey Devils	0-2	Martin Brodeur	22	CSF	
40	May 7, 1995	New Jersey Devils	0-5	Martin Brodeur	23	CQF	
41	May 8, 1995*	New Jersey Devils	0-3	Martin Brodeur	23	CQF	
42	May 12, 1995	at New Jersey Devils	0-1/OT	Martin Brodeur	38	CQF	68:51
43	Apr. 28, 1998	Washington Capitals	0-3	Olaf Kolzig	38	CQF	
44	May 14, 1999	at Buffalo Sabres	0-3	Dominik Hasek	24	CSF	
45	Apr. 13, 2003	New Jersey Devils	0-3	Martin Brodeur	29	CQF	
46	Apr. 17, 2003	at New Jersey Devils	0-3	Martin Brodeur	28	CQF	
47	Apr. 19, 2004	Montreal Canadiens	0-2	Jose Theodore	32	CQF	
48	Apr. 15, 2008	Montreal Canadiens	0-1	Carey Price	27	CQF	
49	Apr. 21, 2008	at Montreal Canadiens	0-5	Carey Price	25	CQF	
50	May 3, 2009	Carolina Hurricanes	0-3	Cam Ward	36	CSF	
51	May 10, 2010	Philadelphia Flyers	0-4	Brian Boucher	9	CSF	
				Michael Leighton	14		
52	Apr. 14, 2011	Montreal Canadiens	0-2	Carey Price	31	CQF	
53	June 1, 2011	at Vancouver Canucks	0-1	Roberto Luongo	36	F	
54	June 10, 2011	at Vancouver Canucks	0-1	Roberto Luongo	31	F	
55	Apr. 18, 2014	Detroit Red Wings	0-1	Jimmy Howard	25	Rd 1	
56	May 12, 2014	at Montreal Canadiens	0-4	Carey Price	26	Rd 2	

* -- consecutive games

NOTE: Shots on goal were not kept as an official NHL statistic until the 1955-56 season. Save totals prior to that season are unofficial.

PLAYOFF SCORING & RESULTS

Note: All NHL and team records referred to in this section are current to that season. Many were broken in subsequent seasons. An * indicates an overtime or shootout decision.

1927

Gm	Date		Opponent	Score	
QF	Mar.	29	Chicago	W	6-1
		31	Chicago*	T	4-4
SF	Apr.	2	NY Rangers*	T	0-0
		4	at NY Rangers	W	3-1
F	Apr.	7	Ottawa*	T	0-0
		9	Ottawa	L	1-3
		11	at Ottawa*	T	1-1
		13	at Ottawa	L	1-3

Player	GP	G	A	PTS	PIM
Harry Oliver	8	4	2	6	4
Percy Galbraith	8	3	3	6	2
Frank Fredrickson	8	2	2	4	20
Jimmy Herbert	8	3	0	3	33
Eddie Shore	8	1	1	2	46
Billy Coutu	7	1	0	1	4
Lionel Hitchman	8	1	0	1	31
Sprague Cleghorn	8	1	0	1	8
Billy Boucher	8	0	0	0	2
Harry Meeking	8	0	0	0	0
Billy Stuart	8	0	0	0	6
Hal Winkler	8	0	0	0	0

Goaltender	GP	MINS	W-L-T	GA	GAA
Hal Winkler	8	520	2-2-4	13	1.50

1927 NOTABLES:

• Harry Oliver and Percy Galbraith lead the league in playoff scoring with six points each.
• March 29, 1927: The Bruins play the first playoff game in their history, a 6-1 win over Chicago. The game was played at Madison Square Garden in New York, as Chicago Coliseum was previously booked for another event. Frank Fredrickson scored the first playoff goal in Bruins history at 3:24 of the first period.
• March 31, 1927: Percy Galbraith scores the first playoff hat trick in Bruins history in a 4-4 tie with Chicago.
• April 2, 1927: Hal Winkler records the first playoff shutout in team history in a 0-0 tie vs. NY Rangers.
• April 7, 1927: The Bruins play the first Stanley Cup Finals game in their history. The game was called after two overtime sessions at a 0-0 tie due to excessive heat in Boston Arena.

1928

Gm	Date		Opponent	Score	
SF	Apr.	1	at NY Rangers*	T	1-1
		3	NY Rangers	L	1-4

Player	GP	G	A	PTS	PIM
Harry Oliver	2	2	0	2	2
Frank Fredrickson	2	0	1	1	4
Percy Galbraith	2	0	1	1	6
Fred Gordon	1	0	0	0	0
Dit Clapper	2	0	0	0	2
Sprague Cleghorn	2	0	0	0	0
Harry Connor	2	0	0	0	0
Dutch Gainor	2	0	0	0	6
Leland Harrington	2	0	0	0	0
Lionel Hitchman	2	0	0	0	2
Eddie Shore	2	0	0	0	8
Hal Winkler	2	0	0	0	0

Goaltender	GP	MINS	W-L-T	GA	GAA
Hal Winkler	2	120	0-1-1	5	2.50

1928 NOTABLES:

• April 3, 1928: Harry Oliver scores at 19:38 of the third period to ruin the Rangers' Lorne Chabot's shutout bid.

1929

Gm	Date		Opponent	Score	
SF	Mar.	19	Mtl Canadiens	W	1-0
		21	Mtl Canadiens	W	1-0
		23	at Mtl Canadiens	W	3-2
F	Mar.	28	NY Rangers	W	2-0
		29	at NY Rangers	W	2-1

Player	GP	G	A	PTS	PIM
Bill Carson	5	2	0	2	8
Dutch Gainor	5	2	0	2	4
Cooney Weiland	5	2	0	2	2
Harry Oliver	5	1	1	2	8
Eddie Shore	5	1	1	2	28
Dit Clapper	5	1	0	1	0
Lionel Hitchman	5	0	1	1	22
Cy Denneny	2	0	0	0	0
Mickey Mackay	3	0	0	0	2
Myles Lane	4	0	0	0	0
Percy Galbraith	5	0	0	0	2
George Owen	5	0	0	0	0
Cecil Thompson	5	0	0	0	0

Goaltender	GP	MINS	W-L-T	GA	GAA
Cecil Thompson	5	300	5-0-0	3	0.60

1929 NOTABLES:

• The Stanley Cup Final featured two U.S.-based teams for the first time in NHL history as the Bruins win their first Stanley Cup by defeating the NY Rangers.
• March 19, 1929: The Bruins play their first playoff game at Boston Garden. Tiny Thompson makes 29 saves and Cooney Weiland scores the game's only goal at 7:20 of the first period.
• March 29, 1929: The Bruins clinch the first Stanley Cup in team history as Bill Carson scores the Cup-winning goal at 18:02 of the third period.

Bill Carson scored the first Cup-clinching goal in Bruins history on March 29, 1929.

1930

Gm	Date		Opponent	Score	
SF	Mar.	20	at Mtl Maroons*	W	2-1
		22	at Mtl Maroons	W	4-2
		25	Mtl Maroons*	L	0-1
		27	Mtl Maroons	W	5-1
F	Apr.	1	Mtl Canadiens	L	0-3
		3	at Mtl Canadiens	L	3-4

Player	GP	G	A	PTS	PIM
Marty Barry	6	3	3	6	14
Cooney Weiland	6	1	5	6	2
Dit Clapper	6	4	0	4	4
Percy Galbraith	6	1	3	4	8
Harry Oliver	6	2	1	3	6
George Owen	6	0	2	2	6
Bill Carson	6	1	0	1	6
Lionel Hitchman	6	1	0	1	12
Eddie Shore	6	1	0	1	26
Harry Connor	6	0	0	0	0
Dutch Gainor	6	0	0	0	0
Myles Lane	6	0	0	0	0
Mickey Mackay	6	0	0	0	4
Cecil Thompson	6	0	0	0	0

Goaltender	GP	MINS	W-L-T	GA	GAA
Cecil Thompson	6	432	3-3-0	12	1.67

1930 NOTABLES:

• Marty Barry and Cooney Weiland lead the league in playoff scoring with six points each.
• The Bruins advance to the Stanley Cup Finals for the second straight year, but do not defend their title when they fall to Montreal in the best-of-three series.
• March 20, 1930: Harry Oliver scores at 5:35 of the third overtime for a 2-1 Boston win over the Montreal Maroons. The game time of 105:35 is the longest in NHL history and the referee ignored the NHL rule that "OT must be continuous" by allowing the ice to be scraped after 20 minutes of overtime.
• March 25, 1930: Montreal Maroons' Archie Wilcox scores the game's only goal at 16:27 of the second overtime. Wilcox was playing in relief of George Boucher, who had suffered a broken leg during the second overtime.

1931

Gm	Date		Opponent	Score	
SF	Mar.	24	Mtl Canadiens*	W	5-4
		26	Mtl Canadiens	L	0-1
		28	at Mtl Canadiens*	L	3-4
		30	at Mtl Canadiens	W	3-1
	Apr.	1	at Mtl Canadiens*	L	2-3

Player	GP	G	A	PTS	PIM
Cooney Weiland	5	6	3	9	2
Dit Clapper	5	2	4	6	4
George Owen	5	2	3	5	13
Eddie Shore	5	2	1	3	24
Marty Barry	5	1	1	2	4
Art Chapman	5	0	1	1	7
Hal Darragh	5	0	1	1	2
Dutch Gainor	5	0	1	1	2
Fred Harris	2	0	0	0	0
Red Beattie	4	0	0	0	0
Harry Oliver	4	0	0	0	2
Percy Galbraith	5	0	0	0	6
Lionel Hitchman	5	0	0	0	0
Ron Lyons	5	0	0	0	0
Cecil Thompson	5	0	0	0	0

Goaltender	GP	MINS	W-L-T	GA	GAA
Cecil Thompson	5	348	2-3-0	13	2.24

1931 NOTABLES:

• Cooney Weiland leads the NHL in playoff scoring with nine points.
• March 24, 1931: The Bruins come back from a 4-1 third period deficit to defeat Montreal by a 5-4 score in overtime.

1933

Gm	Date		Opponent	Score	
SF	Mar.	25	Toronto*	W	2-1
		28	Toronto*	L	0-1
		30	at Toronto*	W	2-1
	Apr.	1	at Toronto	L	3-5
		3	at Toronto*	L	0-1

Player	GP	G	A	PTS	PIM
Marty Barry	5	2	2	4	6
Nels Stewart	5	2	0	2	4
Dit Clapper	5	1	1	2	2
Alex Smith	5	0	2	2	6
Lionel Hitchman	5	1	0	1	0
Vic Ripley	5	1	0	1	0
Joe Lamb	5	0	1	1	6
Eddie Shore	5	0	1	1	14
Red Beattie	5	0	0	0	2
Art Chapman	5	0	0	0	2
Percy Galbraith	5	0	0	0	0
Orville Heximer	5	0	0	0	2
Harry Oliver	5	0	0	0	0
George Owen	5	0	0	0	6
Cecil Thompson	5	0	0	0	0

Goaltender	GP	MINS	W-L-T	GA	GAA
Cecil Thompson	5	429	2-3-0	9	1.26

1933 NOTABLES:

• The Bruins and Maple Leafs combine for a league-record four overtime games in one series.
• April 3, 1933: The Bruins and Maple Leafs play the longest game in NHL history as the teams battle a scoreless tie until Toronto's Ken Doraty scores the game's only goal at 4:46 of the sixth overtime. Boston's Tiny Thompson faces an unofficial NHL record of 112 Toronto shots through the 164:46 of play while Toronto's Lorne Chabot sees 89 Boston shots.

1935

Gm	Date		Opponent	Score	
SF	Mar.	23	Toronto*	W	1-0
		26	Toronto	L	0-2
		28	at Toronto	L	0-3

Mar.	30	at Toronto*	L	1-2

Player	GP	G	A	PTS	PIM
Red Beattie	4	1	0	1	2
Dit Clapper	3	1	0	1	0
Eddie Shore	4	0	1	1	2
Nels Stewart	4	0	1	1	0
Jack Shill	2	0	0	0	0
Paul Haynes	3	0	0	0	0
Marty Barry	4	0	0	0	0
Bob Davie	4	0	0	0	0
Max Kaminsky	4	0	0	0	0
Bert McInenly	4	0	0	0	2
Alex Motter	4	0	0	0	0
James O'Neil	4	0	0	0	9
Charlie Sands	4	0	0	0	0
Gerry Shannon	4	0	0	0	2
Babe Siebert	4	0	0	0	6
Cecil Thompson	4	0	0	0	0

Goaltender	GP	MINS	W-L-T	GA	GAA
Cecil Thompson	4	275	1-3-0	7	1.53

1936

Gm	Date		Opponent	Score	
QF	Mar.	24	Toronto	W	3-0
		26	at Toronto	L	3-8

Player	GP	G	A	PTS	PIM
Bill Cowley	2	2	1	3	2
James O'Neil	2	1	1	2	4
Eddie Shore	2	1	1	2	12
Cooney Weiland	2	1	0	1	2
Lorne Duguid	2	1	0	1	2
Dit Clapper	2	0	1	1	0
Roger Jenkins	2	0	1	1	2
Babe Siebert	2	0	1	1	0
Red Beattie	2	0	0	0	2
Ray Getliffe	2	0	0	0	0
Ted Graham	2	0	0	0	0
Alex Motter	2	0	0	0	0
Paul Runge	2	0	0	0	2
Charlie Sands	2	0	0	0	0
Cecil Thompson	2	0	0	0	0

Goaltender	GP	MINS	W-L-T	GA	GAA
Cecil Thompson	2	120	1-1-0	8	4.00

1936 NOTABLES:

• March 24, 1936: The Bruins take a 3-0 victory despite being outshot by Toronto, 35-12.

1937

Gm	Date		Opponent	Score	
QF	Mar.	23	at Mtl Maroons	L	1-4
		25	Mtl Maroons	W	4-0
		28	Mtl Maroons	L	1-4

Player	GP	G	A	PTS	PIM
Ray Getliffe	3	2	1	3	2
Charlie Sands	3	1	2	3	0
Bill Cowley	3	0	3	3	0
Dit Clapper	3	2	0	2	5
Red Beattie	3	1	0	1	0
Bobby Bauer	1	0	0	0	0
Woody Dumart	3	0	0	0	0
Roy Goldsworthy	3	0	0	0	0
Bill Hollett	3	0	0	0	2
Jack Portland	3	0	0	0	4
Milt Schmidt	3	0	0	0	0
Allen Shields	3	0	0	0	2
Reginald Smith	3	0	0	0	0
Cecil Thompson	3	0	0	0	0
Cooney Weiland	3	0	0	0	0

Goaltender	GP	MINS	W-L-T	GA	GAA
Cecil Thompson	3	180	1-2-0	8	2.67

1937 NOTABLES:

• March 25, 1937: Tiny Thompson stops Montreal's Lionel Conacher on a penalty shot, the first such playoff shot ever taken against the Bruins.

1938

Gm	Date		Opponent	Score	
SF	Mar.	24	at Toronto*	L	0-1
		26	at Toronto	L	1-2
		29	Toronto*	L	2-3

Player	GP	G	A	PTS	PIM
Bill Cowley	3	2	0	2	0
Charlie Sands	3	1	1	2	0
Ray Getliffe	3	0	1	1	2
Bill Hollett	3	0	1	1	0
Eddie Shore	3	0	1	1	6
Bobby Bauer	3	0	0	0	2
Dit Clapper	3	0	0	0	12
Woody Dumart	3	0	0	0	0
Roy Goldsworthy	3	0	0	0	2
Art Jackson	3	0	0	0	0
Gordon Pettinger	3	0	0	0	0
Jack Portland	3	0	0	0	4
Milt Schmidt	3	0	0	0	0
Cecil Thompson	3	0	0	0	0
Cooney Weiland	3	0	0	0	0

Goaltender	GP	MINS	W-L-T	GA	GAA
Cecil Thompson	3	212	0-3-0	6	1.70

1939

Gm	Date		Opponent	Score	
SF	Mar.	21	at NY Rangers*	W	2-1
		23	NY Rangers*	W	3-2
		26	NY Rangers	W	4-1
		28	at NY Rangers	L	1-2
		30	NY Rangers*	L	1-2
	Apr.	1	at NY Rangers	L	1-3
		2	NY Rangers*	W	2-1
F	Apr.	6	Toronto	W	2-1
		9	Toronto*	L	2-3
		11	at Toronto	W	3-1
		13	at Toronto	W	2-0
		16	Toronto	W	3-1

Player	GP	G	A	PTS	PIM
Bill Cowley	12	3	11	14	2
Roy Conacher	12	6	4	10	12
Mel Hill	12	6	3	9	12
Milt Schmidt	12	3	3	6	2
Bobby Bauer	12	3	2	5	0
Woody Dumart	12	1	3	4	6
Bill Hollett	12	1	3	4	2
Eddie Shore	12	0	4	4	19
Ray Getliffe	11	1	1	2	2
John Crawford	12	1	1	2	9
Gordon Pettinger	12	1	1	2	7
Dit Clapper	11	0	1	1	6
Harry Frost	1	0	0	0	0
Red Hamill	11	0	0	0	8
Frank Brimsek	12	0	0	0	0
Jack Portland	12	0	0	0	11
Charlie Sands	12	0	0	0	0
Cooney Weiland	12	0	0	0	0

Goaltender	GP	MINS	W-L-T	GA	GAA
Frank Brimsek	12	863	8-4-0	18	1.25

Mel Hill earned the nickname "Sudden Death" by scoring three overtime goals in the 1939 Semi-Final series vs. NY Rangers.

1939 NOTABLES:

• The Bruins win their second Stanley Cup over Toronto in five games.
• Bill Cowley leads the league in post-season scoring with 14 points.
• The Bruins and Rangers combine for a league-record four overtime games in one series during the Semi-Finals.
• Mel Hill earns the nickname "Sudden Death" as he scores three overtime goals in the Semi-Final series vs. the NY Rangers. It is a league record for overtime goals in one playoff series and one playoff year.
• April 16, 1939: Cooney Weiland plays his last NHL game as the Bruins win the Cup. Roy Conacher scores the Cup-winning goal at 17:54 of the second period.

1940

Gm	Date		Opponent	Score	
SF	Mar.	19	at NY Rangers	L	0-4
		21	NY Rangers	W	4-2
		24	NY Rangers	W	4-3
		26	at NY Rangers	L	0-1
		28	NY Rangers	L	0-1
		30	at NY Rangers	L	1-4

Player	GP	G	A	PTS	PIM
Herb Cain	6	1	3	4	2
Roy Conacher	6	2	1	3	0
Ed Wiseman	6	2	1	3	2
Bill Hollett	5	1	2	3	2
Art Jackson	5	1	2	3	0
Dit Clapper	5	0	2	2	2
Bobby Bauer	6	1	0	1	2
Woody Dumart	6	1	0	1	0
Terry Reardon	1	0	1	1	0
Robert Hamill	5	0	1	1	5
Bill Cowley	6	0	1	1	7
Mel Hill	3	0	0	0	0
Frank Brimsek	6	0	0	0	0
John Crawford	6	0	0	0	0
Milt Schmidt	6	0	0	0	0
Jack Shewchuk	6	0	0	0	0
Des Smith	6	0	0	0	0

Goaltender	GP	MINS	W-L-T	GA	GAA
Frank Brimsek	6	360	2-4-0	15	2.50

1941

Gm	Date		Opponent	Score	
SF	Mar.	20	Toronto	W	3-0
		22	Toronto	L	3-5
		25	at Toronto	L	2-7
		27	at Toronto	W	2-1
		29	Toronto*	L	1-2
	Apr.	1	at Toronto	W	2-1
		3	Toronto	W	2-1
F	Apr.	6	Detroit	W	3-2
		8	Detroit	W	2-1
		10	at Detroit	W	4-2
		12	at Detroit	W	3-1

Player	GP	G	A	PTS	PIM
Milt Schmidt	11	5	6	11	9
Ed Wiseman	11	6	2	8	0
Bill Hollett	11	3	4	7	8
Terry Reardon	11	2	4	6	6
Roy Conacher	11	1	5	6	0
Herb Cain	11	3	2	5	5
Dit Clapper	11	0	5	5	4
Pat McReavy	9	2	2	4	5
Bobby Bauer	10	2	2	4	0
Woody Dumart	11	1	3	4	9
Art Jackson	11	1	3	4	16
Mel Hill	10	1	1	2	0
John Crawford	11	0	2	2	7
Des Smith	11	0	2	2	12
Gordie Bruce	2	0	0	0	0
Bill Cowley	2	0	0	0	0
Frank Brimsek	11	0	0	0	0

Goaltender	GP	MINS	W-L-T	GA	GAA
Frank Brimsek	11	678	8-3-0	23	2.09

1941 NOTABLES:

• The Bruins win the third Stanley Cup in their history and their second championship in three years with a four-game sweep of Detroit.
• Milt Schmidt leads the league in playoff scoring with 11 points.

• March 22, 1941: A new $25,000, four-sided clock is in place and used for the first time in Boston Garden.
• April 3, 1941: Toronto General Manager Conn Smythe is fined $100 by the NHL after vaulting the boards from his seat and entering the middle of play to argue a call with referee Mickey Ion.
• April 12, 1941: Bobby Bauer scores the Cup-winning goal at 8:43 of the second period.

Milt Schmidt led the league in playoff scoring in 1941.

1942

Gm	Date		Opponent	Score	
QF	Mar.	22	at Chicago*	W	2-1
		24	Chicago	L	0-4
		26	Chicago	W	3-2
SF	Mar.	29	Detroit	L	4-6
		31	at Detroit	L	1-3

Player	GP	G	A	PTS	PIM
Jack McGill	5	4	1	5	6
Gordie Bruce	5	2	3	5	4
Roy Conacher	5	2	1	3	0
Des Smith	5	1	2	3	2
Bill Cowley	5	0	3	3	5
Herb Cain	5	1	0	1	0
John Crawford	5	0	1	1	4
Dutch Hiller	5	0	1	1	0
Bill Hollett	5	0	1	1	2
Art Jackson	5	0	1	1	0
Harvey Jackson	5	0	1	1	0
Jack Shewchuk	5	0	1	1	7
Ed Wiseman	5	0	1	1	0
Frank Brimsek	5	0	0	0	0
Dit Clapper	5	0	0	0	0
Clare Martin	5	0	0	0	0

Goaltender	GP	MINS	W-L-T	GA	GAA
Frank Brimsek	5	307	2-3-0	16	3.13

1942 NOTABLES:

• March 29, 1942: Jack McGill scores a hat trick, but the Bruins fall to Detroit by a 6-4 score.

1943

Gm	Date		Opponent	Score	
SF	Mar.	21	Montreal*	W	5-4
		23	Montreal	W	5-3
		25	at Montreal*	W	3-2
		27	at Montreal	L	0-4
		30	Montreal*	W	5-4
F	Apr.	1	at Detroit	L	2-6
		4	at Detroit	L	3-4
		7	Detroit	L	0-4
		8	Detroit	L	0-2

Player	GP	G	A	PTS	PIM
Art Jackson	9	6	3	9	7
Bill Hollett	9	0	9	9	4
Bill Cowley	9	1	7	8	4
Herb Cain	7	4	2	6	0
Dit Clapper	9	2	3	5	9
Don Gallinger	9	3	1	4	10
Bep Guidolin	9	0	4	4	12
Ab DeMarco	9	3	0	3	2
Harvey Jackson	9	1	2	3	10
Murph Chamberlain	6	1	1	2	12
John Crawford	6	1	1	2	10
Oscar Aubuchon	6	1	0	1	0
Irwin Boyd	5	0	1	1	4
Bill Anderson	1	0	0	0	0
John Schmidt	5	0	0	0	0
Frank Brimsek	9	0	0	0	0
Jack Shewchuk	9	0	0	0	12

Goaltender	GP	MINS	W-L-T	GA	GAA
Frank Brimsek	9	560	4-5-0	33	3.54

1943 NOTABLES:

• The Bruins return to the Stanley Cup Finals where they are swept by Detroit in four games. Boston had earned the same four game sweep of Detroit in the 1941 Finals.
• March 21, 1943: Montreal takes a 3-0 lead in the second period before Boston rallies from the deficit to earn a 5-4 overtime win.

1945

Gm	Date		Opponent	Score	
SF	Mar.	20	at Detroit	W	4-3
		22	at Detroit	W	4-2
		26	Detroit	L	2-3
		27	Detroit	L	2-3
		29	at Detroit	L	2-3
	Apr.	1	Detroit	W	5-3
		3	at Detroit	L	3-5

Player	GP	G	A	PTS	PIM
Herb Cain	7	5	2	7	0
Ken Smith	7	3	4	7	0
Bill Cowley	7	3	3	6	0
Jack McGill	7	3	3	6	0
John Crawford	7	0	5	5	0
Paul Gladu	7	2	2	4	0
Bill Jennings	7	2	2	4	6
Gino Rozzini	6	1	2	3	6
Bill Cupolo	7	1	2	3	0
Pat Egan	7	2	0	2	6
Armand Gaudreault	7	0	2	2	8
Murray Henderson	7	0	1	1	2
Bill Thoms	1	0	0	0	2
Paul Bibeault	7	0	0	0	0
Dit Clapper	7	0	0	0	0

Goaltender	GP	MINS	W-L-T	GA	GAA
Paul Bibeault	7	437	3-4-0	22	3.02

1945 NOTABLES:

• The Bruins take a two-game lead in the Semi-Final series, but drop a seven-game decision to Detroit.
• April 3, 1945: Detroit's Carl Liscombe scores four goals in a 5-3 Red Wings series-clinching victory.

1946

Gm	Date		Opponent	Score	
SF	Mar.	19	Detroit	W	3-1
		21	Detroit	L	0-3
		24	at Detroit	W	5-2
		26	at Detroit	W	4-1
		28	Detroit*	W	4-3
F	Mar.	30	at Montreal*	L	3-4
	Apr.	2	at Montreal*	L	2-3
		4	Montreal	L	2-4
		7	Montreal*	W	3-2
		9	at Montreal	L	3-6

Player	GP	G	A	PTS	PIM
Milt Schmidt	10	3	5	8	2
Bep Guidolin	10	5	2	7	13
Bobby Bauer	10	4	3	7	2
Woody Dumart	10	4	3	7	0
Don Gallinger	10	2	4	6	2
Terry Reardon	10	4	0	4	2
Bill Cowley	10	1	3	4	2
Ken Smith	8	0	4	4	0
Pat Egan	10	3	0	3	8
Bill Shill	7	1	2	3	2
John Crawford	10	1	2	3	4
Murray Henderson	10	1	1	2	4
Herb Cain	9	0	2	2	2
Roy Conacher	3	0	0	0	0
Dit Clapper	4	0	0	0	0
Jack Church	9	0	0	0	4
Frank Brimsek	10	0	0	0	0
Jack McGill	10	0	0	0	0

Goaltender	GP	MINS	W-L-T	GA	GAA
Frank Brimsek	10	641	5-5-0	29	2.71

1946 NOTABLES:

• March 24, 1946: Bobby Bauer sets a league record for assists in a playoff period with three in the third in Detroit.

1947

Gm	Date		Opponent	Score	
SF	Mar.	25	at Montreal	L	1-3
		27	at Montreal*	L	1-2
		29	Montreal	W	4-2
	Apr.	1	Montreal	L	1-5
		3	at Montreal*	L	3-4

Player	GP	G	A	PTS	PIM
Milt Schmidt	5	3	1	4	4
Ken Smith	5	3	0	3	2
Joe Carveth	5	2	1	3	0
Terry Reardon	5	0	3	3	2
Bobby Bauer	5	1	1	2	0
Woody Dumart	5	1	1	2	8
Bill Cowley	5	0	2	2	0
Pat Egan	5	0	2	2	6
Bep Guidolin	3	0	1	1	6
Clare Martin	5	0	1	1	0
Pentti Lund	1	0	0	0	0
John Crawford	2	0	0	0	0
Don Gallinger	4	0	0	0	7
Murray Henderson	4	0	0	0	4
Mark Marquess	4	0	0	0	0
Frank Brimsek	5	0	0	0	0
Ferny Flaman	5	0	0	0	8
Jack McGill	5	0	0	0	11

Goaltender	GP	MINS	W-L-T	GA	GAA
Frank Brimsek	5	323	1-4-0	16	2.97

The Bruins honored Eddie Shore's number 2 in pre-game ceremonies on April 1, 1947.

1948

Gm	Date		Opponent	Score	
SF	Mar.	24	at Toronto*	L	4-5
		27	at Toronto	L	3-5
		30	Toronto	L	1-5
	Apr.	1	Toronto	W	3-2
		3	at Toronto	L	2-3

Player	GP	G	A	PTS	PIM
Milt Schmidt	5	2	5	7	2
John Peirson	4	3	2	5	0
Ken Smith	5	2	3	5	0
Paul Ronty	5	0	4	4	0
Jimmy Peters	5	1	2	3	2
Grant Warwick	5	0	3	3	4
Pete Babando	5	1	1	2	2
Pat Egan	5	1	1	2	2
Murray Henderson	3	1	0	1	5
Ed Harrison	5	1	0	1	2
Ed Sandford	5	1	0	1	0
John Crawford	4	0	1	1	2
Wally Wilson	1	0	0	0	0
Pentti Lund	2	0	0	0	0
Frank Brimsek	5	0	0	0	0
Woody Dumart	5	0	0	0	0
Ferny Flaman	5	0	0	0	12
Clare Martin	5	0	0	0	6

Goaltender	GP	MINS	W-L-T	GA	GAA
Frank Brimsek	5	317	1-4-0	20	3.79

PLAYOFF SCORING & RESULTS

1949

Gm	Date		Opponent	Score	
SF	Mar.	22	Toronto	L	0-3
		24	Toronto	L	2-3
		26	at Toronto*	W	5-4
		29	at Toronto	L	1-3
		30	Toronto	L	2-3

Player	GP	G	A	PTS	PIM
John Peirson	5	3	1	4	4
Ed Sandford	5	1	3	4	2
Woody Dumart	5	3	0	3	0
Paul Ronty	5	1	2	3	2
Grant Warwick	5	2	0	2	0
Milt Schmidt	4	0	2	2	8
Ken Smith	5	0	2	2	4
Jimmy Peters	4	0	1	1	0
Ferny Flaman	5	0	1	1	8
Murray Henderson	5	0	1	1	2
Ed Kryzanowski	5	0	1	1	2
Zellio Toppazzini	2	0	0	0	0
John Crawford	3	0	0	0	0
Dave Creighton	3	0	0	0	0
Pete Babando	4	0	0	0	2
Ed Harrison	4	0	0	0	0
Frank Brimsek	5	0	0	0	0
Pat Egan	5	0	0	0	16

Goaltender	GP	MINS	W-L-T	GA	GAA
Frank Brimsek	5	316	1-4-0	16	3.04

1951

Gm	Date		Opponent	Score	
SF	Mar.	28	at Toronto	W	2-0
		31	at Toronto*	T	1-1
	Apr.	1	Toronto	L	0-3
		3	Toronto	L	1-3
		7	at Toronto	L	1-4
		8	Toronto	L	0-6

Player	GP	G	A	PTS	PIM
Woody Dumart	6	1	2	3	0
John Peirson	2	1	1	2	2
Bill Ezinicki	6	1	1	2	18
Lorne Ferguson	6	1	0	1	2
Duncan Fisher	6	1	0	1	0
Dave Creighton	5	0	1	1	0
Hal Laycoe	6	0	1	1	5
Bill Quackenbush	6	0	1	1	0
Paul Ronty	6	0	1	1	2
Ed Sandford	6	0	1	1	4
Milt Schmidt	6	0	1	1	7
Gordon Henry	2	0	0	0	0
Jack McIntyre	2	0	0	0	0
George Sullivan	2	0	0	0	2
Jack Gelineau	4	0	0	0	0
Pete Horeck	4	0	0	0	13
Murray Henderson	5	0	0	0	2
Vic Lynn	5	0	0	0	2
Steve Kraftcheck	6	0	0	0	7
Ed Kryzanowski	6	0	0	0	2
Max Quackenbush	6	0	0	0	4

Goaltender	GP	MINS	W-L-T	GA	GAA
Jack Gelineau	4	260	1-2-0	7	1.62
Gordon Henry	2	120	0-2-0	10	5.00

1951 NOTABLES:

- The Bruins use two goaltenders in the post-season for the first time.
- The Bruins play the last playoff tie in their history.
- April 8, 1951: The Bruins and Maple Leafs play a penalty-free game.

1952

Gm	Date		Opponent	Score	
SF	Mar.	25	at Montreal	L	1-5
		27	at Montreal	L	0-4
		30	Montreal	W	4-1
	Apr.	1	Montreal	W	3-2
		3	at Montreal	W	1-0
		6	Montreal*	L	2-3
		8	at Montreal	L	1-3

Player	GP	G	A	PTS	PIM
Ed Sandford	7	2	2	4	0
Fleming Mackell	5	2	1	3	12
Dave Creighton	7	2	1	3	2
Milt Schmidt	7	2	1	3	0
Jack McIntyre	7	1	2	3	2
Bill Quackenbush	7	0	3	3	0
Real Chevrefils	7	1	1	2	6
Hal Laycoe	7	1	1	2	11
John Peirson	7	0	2	2	4
Pentti Lund	2	1	0	1	0
Leo Labine	5	0	1	1	4
Woody Dumart	7	0	1	1	0
Duncan Fisher	2	0	0	0	0
Gus Kyle	2	0	0	0	4
Bob Armstrong	5	0	0	0	2
Murray Henderson	7	0	0	0	4
Jim Henry	7	0	0	0	0
Ed Kryzanowski	7	0	0	0	0
George Sullivan	7	0	0	0	0

Goaltender	GP	MINS	W-L	GA	GAA
Jim Henry	7	448	3-4	18	2.41

1952 NOTABLES:

- March 30, 1952: The Bruins score the fastest three goals in team playoff history with Hal Laycoe, Dave Creighton and Ed Sandford scoring in a 1:02 span of the second period.
- April 6, 1952: The game is delayed for 15 minutes in the third period for goaltender Jim Henry to receive treatment for a broken nose suffered when he was hit by a Doug Harvey shot. Montreal's Paul Masnick, playing in his first game of the season, scores the overtime goal to tie the series at three games each.

1953

Gm	Date		Opponent	Score	
SF	Mar.	24	at Detroit	L	0-7
		26	at Detroit	W	5-3
		29	Detroit*	W	2-1
		31	Detroit	W	6-2
	Apr.	2	at Detroit	L	4-6
		5	Detroit	W	4-2
F	Apr.	9	at Montreal	L	2-4
		11	at Montreal	W	4-1
		12	Montreal	L	0-3
		14	Montreal	L	3-7
		16	at Montreal*	L	0-1

Player	GP	G	A	PTS	PIM
Ed Sandford	11	8	3	11	11
Dave Creighton	11	4	5	9	10
John Peirson	11	3	6	9	2
Fleming Mackell	11	2	7	9	7
Milt Schmidt	10	5	1	6	6
Jack McIntyre	10	4	2	6	2
Bill Quackenbush	11	0	4	4	4
Leo Labine	7	2	1	3	19
Joe Klukay	11	1	2	3	9
Jerry Toppazzini	11	0	3	3	9
Bob Armstrong	11	1	1	2	10
Woody Dumart	11	0	2	2	0
Hal Laycoe	11	0	2	2	10
Real Chevrefils	7	0	1	1	6
Warren Godfrey	11	0	1	1	2
Pentti Lund	2	0	0	0	0
Gordon Henry	3	0	0	0	0
George Sullivan	3	0	0	0	0
Jim Henry	9	0	0	0	0

Goaltender	GP	MINS	W-L	GA	GAA
Jim Henry	9	510	4-4	26	3.06
Gordon Henry	3	163	1-2	11	4.05

1953 NOTABLES:

- Ed Sandford leads the league in post-season scoring with 11 points.
- The Bruins return to the Stanley Cup Finals for the first time since the 1946 post-season.
- March 24, 1953: The Bruins suffer the biggest shutout against in their playoff history with a 7-0 loss in Detroit in the first game of their Semi-Final series, but rebound to win the series in six games.

1954

Gm	Date		Opponent	Score	
SF	Mar.	23	at Montreal	L	0-2
		25	at Montreal	L	1-8
		28	Montreal	L	3-4
		30	Montreal	L	0-2

Player	GP	G	A	PTS	PIM
Cal Gardner	4	1	1	2	0
Fleming Mackell	4	1	1	2	8
Doug Mohns	4	1	0	1	4
Milt Schmidt	4	1	0	1	20
Ed Sandford	3	0	1	1	4
Bob Armstrong	4	0	1	1	0
Leo Labine	4	0	1	1	28
Gus Bodnar	1	0	0	0	0
Guyle Fielder	2	0	0	0	2
Hal Laycoe	2	0	0	0	0
Wayne Brown	4	0	0	0	2
Dave Creighton	4	0	0	0	0
Woody Dumart	4	0	0	0	0
Warren Godfrey	4	0	0	0	4
Jim Henry	4	0	0	0	0
Joe Klukay	4	0	0	0	0
John Peirson	4	0	0	0	2
Bill Quackenbush	4	0	0	0	0

Goaltender	GP	MINS	W-L	GA	GAA
Jim Henry	4	240	0-4	16	4.00

1954 NOTABLES:

- March 25, 1954: Montreal's Dickie Moore scores twice and adds four assists for six points in an 8-1 Canadiens victory. It is a Bruins team record for points in a playoff game by an opponent. Montreal's Jean Beliveau and Bernard Geoffrion have 2-3=5 totals each as well in the game with Geoffrion's goals coming in a 0:31 span in the first period.

1955

Gm	Date		Opponent	Score	
SF	Mar.	22	at Montreal	L	0-2
		24	at Montreal	L	1-3
		27	Montreal	W	4-2
		29	Montreal*	L	3-4
		31	at Montreal	L	1-5

Player	GP	G	A	PTS	PIM
Bill Quackenbush	5	0	5	5	0
Real Chevrefils	5	2	1	3	4
Leo Labine	5	2	1	3	11
Don McKenney	5	1	2	3	4
Ed Sandford	5	1	1	2	6
Lorne Ferguson	4	1	0	1	2
Ferny Flaman	4	1	0	1	2
Hal Laycoe	5	1	0	1	0
Fleming Mackell	4	0	1	1	0
Gus Bodnar	5	0	1	1	4
Leo Boivin	5	0	1	1	4
Don Cherry	1	0	0	0	0
Murray Costello	1	0	0	0	2
John Henderson	2	0	0	0	0
Gordie Wilson	2	0	0	0	0
Warren Godfrey	3	0	0	0	0
Jim Henry	3	0	0	0	0
Norm Corcoran	4	0	0	0	0
Bob Armstrong	5	0	0	0	2
Cal Gardner	5	0	0	0	0
Doug Mohns	5	0	0	0	4

Goaltender	GP	MINS	W-L	GA	GAA
Jim Henry	3	183	1-2	8	2.62
John Henderson	2	120	0-2	8	4.00

1955 NOTABLES:

- March 22, 1955: Montreal's Jacques Plante (16 saves) and Charlie Hodges (4 saves) combine for the first shared playoff shutout, for or against, in Bruins history.

1957

Gm	Date		Opponent	Score	
SF	Mar.	26	at Detroit	W	3-1
		28	at Detroit	L	2-7
		31	Detroit	W	4-3
	Apr.	2	Detroit	W	2-0

	Apr.	4	at Detroit	W	4-3
F	Apr.	6	at Montreal	L	1-5
		9	at Montreal	L	0-1
		11	Montreal	L	2-4
		14	Montreal	W	2-0
		16	at Montreal	L	1-5

Player	GP	G	A	PTS	PIM
Fleming Mackell	10	5	3	8	4
Don McKenney	10	1	5	6	4
Leo Labine	10	3	2	5	14
Leo Boivin	10	2	3	5	12
Doug Mohns	10	2	3	5	2
Real Chevrefils	10	2	1	3	4
Cal Gardner	10	2	1	3	2
Vic Stasiuk	10	2	1	3	2
Bob Armstrong	10	0	3	3	10
Ferny Flaman	10	0	3	3	19
John Peirson	10	0	3	3	12
Larry Regan	8	0	2	2	10
Carl Boone	10	1	0	1	12
Jack Caffery	10	1	0	1	4
Jack Bionda	10	0	1	1	14
Jerry Toppazzini	10	0	1	1	2
Don Simmons	10	0	0	0	0

Goaltender	GP	MINS	W-L	GA	GAA
Don Simmons	10	600	5-5	29	2.90

1958

Gm	Date		Opponent	Score	
SF	Mar.	25	at New York	L	3-5
		27	at New York	W	4-3
		29	New York	W	5-0
	Apr.	1	New York	L	2-5
		3	New York	W	6-1
		5	New York	W	8-2
F	Apr.	8	at Montreal	L	1-2
		10	at Montreal	W	5-2
		13	Montreal	L	0-3
		15	Montreal	W	3-1
		17	at Montreal*	L	2-3
		20	Montreal	L	3-5

Player	GP	G	A	PTS	PIM
Fleming Mackell	12	5	14	19	12
Don McKenney	12	9	8	17	0
Doug Mohns	12	3	10	13	18
Jerry Toppazzini	12	9	3	12	2
Larry Regan	12	3	8	11	6
Bronco Horvath	12	5	3	8	8
Vic Stasiuk	12	0	5	5	13
Norm Johnson	12	4	0	4	6
Allan Stanley	12	1	3	4	6
Ferny Flaman	12	2	2	4	10
John Bucyk	12	0	4	4	16
Leo Boivin	12	0	3	3	21
Carl Boone	12	1	1	2	13
Larry Hillman	11	0	2	2	6
Leo Labine	11	0	2	2	10
John Peirson	5	0	1	1	0
Real Chevrefils	1	0	0	0	0
Harry Lumley	1	0	0	0	0
Don Simmons	11	0	0	0	0

Goaltender	GP	MINS	W-L	GA	GAA
Don Simmons	11	671	6-5	27	2.41

1958 NOTABLES:

- The Bruins and Rangers set an NHL playoff record for shorthanded goals in a playoff series, combining for seven (Boston four, New York three) in their Semi-Final series.
- Fleming Mackell leads the NHL in post-season scoring with 19 points. Mackell's 14 assists are a league record for one post-season.
- Jerry Toppazzini sets a club record for goals in one playoff series with eight in the Semi-Final series vs. the Rangers.
- April 3, 1958: Ferny Flaman scores two goals in a 6-1 win over NY Rangers, his first scores in 85 games dating back to March 7, 1957. The game is a road contest for the Bruins, but is played in Boston Garden due to circus dates in Madison Square Garden.
- April 5, 1958: Don McKenney ties an NHL playoff record with five assists in an 8-2 win over the Rangers as the Bruins take the Semi-Final series in six games.
- April 15, 1958: Fleming Mackell has two assists in a 3-1 win over Montreal, giving him an NHL playoff record of 14 in one post-season. His ten assists vs. New York in the Semi-Final series are also a league mark for assists in one series.
- April 20, 1958: The Canadiens clinch the Stanley Cup in game six in Boston, becoming just the second team in NHL history to win three straight championships. NHL President Clarence Campbell was unable to present the Cup on the ice as a group of Canadiens fans hopped the glass and mobbed the players.

1959

Gm	Date		Opponent	Score	
SF	Mar.	24	Toronto	W	5-1
		26	Toronto	W	4-2
		28	at Toronto*	L	2-3
		31	at Toronto*	L	2-3
	Apr.	2	Toronto	L	1-4
		4	at Toronto	W	5-4
		7	Toronto	L	2-3

Player	GP	G	A	PTS	PIM
Fleming Mackell	7	2	6	8	8
Don McKenney	7	2	5	7	0
Vic Stasiuk	7	4	2	6	11
Jerry Toppazzini	7	4	2	6	0
John Bucyk	7	2	4	6	6
Jim Morrison	6	0	6	6	13
Bronco Horvath	7	2	3	5	0
Leo Labine	7	2	1	3	12
Leo Boivin	7	1	2	3	4
Larry Leach	7	1	1	2	8
Doug Mohns	4	0	2	2	12
Bob Armstrong	7	0	2	2	4
Jean-Guy Gendron	7	1	0	1	18
Larry Hillman	7	0	1	1	0
Jack Bionda	1	0	0	0	0
Ken Yackel	2	0	0	0	2
Dan Poliziani	3	0	0	0	0
Earl Reibel	4	0	0	0	0
Ferny Flaman	7	0	0	0	8
Harry Lumley	7	0	0	0	0

Goaltender	GP	MINS	W-L	GA	GAA
Harry Lumley	7	436	3-4	20	2.75

1968

Gm	Date		Opponent	Score	
QF	Apr.	4	at Montreal	L	1-2
		6	at Montreal	L	2-5
		9	Montreal	L	3-5
		11	Montreal	L	2-3

Player	GP	G	A	PTS	PIM
Ken Hodge	4	3	0	3	2
Phil Esposito	4	0	3	3	0
Ed Westfall	4	2	0	2	2
Ted Green	4	1	1	2	11
John McKenzie	4	1	1	2	8
John Bucyk	3	0	2	2	0
Bobby Orr	4	0	2	2	2
Derek Sanderson	4	0	2	2	9
Dallas Smith	4	0	2	2	0
Tom Williams	4	1	0	1	2
Don Awrey	4	0	1	1	4
Ed Shack	4	0	1	1	6
Fred Stanfield	4	0	1	1	0
Wayne Cashman	1	0	0	0	0
Glen Sather	3	0	0	0	0
Gerry Cheevers	4	0	0	0	0
Gary Doak	4	0	0	0	4
Phil Krake	4	0	0	0	2
Ron Murphy	4	0	0	0	0

Goaltender	GP	MINS	W-L	GA	GAA
Gerry Cheevers	4	240	0-4	15	3.75

1968 NOTABLES:

- The Bruins return to the playoffs for the first time since 1959. It is the first year of an NHL-record 29-year streak of post-season appearances.

1969

Gm	Date		Opponent	Score	
QF	Apr.	2	Toronto	W	10-0
		3	Toronto	W	7-0
		5	at Toronto	W	4-3
		6	at Toronto	W	3-2
SF	Apr.	10	at Montreal*	L	2-3
		13	at Montreal*	L	3-4
		17	Montreal	W	5-0
		20	Montreal	W	3-2
		22	at Montreal	L	2-4
		24	Montreal*	L	1-2

Player	GP	G	A	PTS	PIM
Phil Esposito	10	8	10	18	8
Ken Hodge	10	5	7	12	4
John Bucyk	10	5	6	11	0
Derek Sanderson	9	8	2	10	36
Ed Westfall	10	3	7	10	11
Ted Green	10	2	7	9	18
Ron Murphy	10	4	4	8	12
Bobby Orr	10	1	7	8	10
John McKenzie	10	2	2	4	17
Fred Stanfield	10	2	2	4	0
Dallas Smith	10	0	3	3	16
Ed Shack	9	0	2	2	23
Wayne Cashman	6	0	1	1	0
Don Awrey	10	0	1	1	28
Ace Bailey	1	0	0	0	2
Ed Johnston	1	0	0	0	0
Bill Lesuk	1	0	0	0	0
Tom Webster	1	0	0	0	0
Gerry Cheevers	9	0	0	0	0
Rick Smith	9	0	0	0	6
Glen Sather	10	0	0	0	18

Goaltender	GP	MINS	W-L	GA	GAA
Gerry Cheevers	9	572	6-3	16	1.68
Ed Johnston	1	65	0-1	4	3.69

1968 NOTABLES:

- Phil Esposito leads all playoff scorers with 18 points.
- Derek Sanderson sets an NHL mark for most short-handed goals in a playoff year with three.
- April 2, 1969: Phil Esposito sets team records for goals and points in a playoff game and ties an NHL mark for points with four goals and two assists for six points, including a league-record three on the power play. The 10-0 win over Toronto was a club mark for goals in a playoff game and Boston's six power play goals were also a league record. Toronto's Pat Quinn was pelted by fans who smashed the glass partition separating the penalty box from the seating area while serving a five-minute major for elbowing Bobby Orr.
- April 5, 1969: Gerry Cheevers extends his playoff shutout streak to 128:23 before Toronto's Ron Ellis scores at 8:23 of the first period in game three of their Quarter-Final series.

1970

Gm	Date		Opponent	Score	
QF	Apr.	8	New York	W	8-2
		9	New York	W	5-3
		11	at New York	L	3-4
		12	at New York	L	2-4
		14	New York	W	3-2
		16	at New York	W	4-1
SF	Apr.	19	at Chicago	W	6-3
		21	at Chicago	W	4-1
		23	Chicago	W	5-2
		26	Chicago	W	5-4
F	May	3	at St. Louis	W	6-1
		5	at St. Louis	W	6-2
		7	St. Louis	W	4-1
		10	St. Louis*	W	4-3

Player	GP	G	A	PTS	PIM
Phil Esposito	14	13	14	27	16
Bobby Orr	14	9	11	20	14
John Bucyk	14	11	8	19	2
John McKenzie	14	5	12	17	35
Fred Stanfield	14	4	12	16	6
Ken Hodge	14	3	10	13	17
Wayne Cashman	14	5	4	9	50
Derek Sanderson	14	5	4	9	72
Ed Westfall	14	3	5	8	4
Wayne Carleton	14	2	4	6	14
Don Awrey	14	0	5	5	32
Rick Smith	14	1	3	4	17
Dallas Smith	14	0	3	3	19
Don Marcotte	14	2	0	2	11
Bill Speer	8	1	0	1	4
Jim Lorentz	11	1	0	1	4
Gerry Cheevers	13	0	1	1	2
Ed Johnston	1	0	0	0	2

Dan Schock	1	0	0	0	0
Bill Lesuk	2	0	0	0	0
Gary Doak	8	0	0	0	9

Goaltender	GP	MINS	W-L	GA	GAA
Gerry Cheevers	13	781	12-1	29	2.23
Ed Johnston	1	60	0-1	4	4.00

1970 NOTABLES:

• The Bruins return to the Stanley Cup Finals for the first time since 1958 and win their first championship in 29 years for the fourth Cup in their history.
• Bobby Orr wins the Conn Smythe Trophy as playoff MVP.
• Phil Esposito leads the league in post-season scoring with an NHL record 13 goals and 27 points.
• Bobby Orr sets league records for a defenseman in a playoff year with nine goals and 20 points.
• Orr sets a club playoff record with a 14-game point streak, compiling 9-11=20 totals while tallying at least one point in every post-season game.
• The Bruins set a club record with ten consecutive victories, winning the final two games of their Quarter-Final series and sweeping both the Semi-Final and Final series. Gerry Cheevers plays every game in goal in setting the team mark for consecutive wins by a goaltender.
• April 11, 1970: Wayne Cashman sets a club record for penalty minutes in a playoff game with 32 PIM at NY Rangers.
• April 19, 1970: Phil Esposito scores his club-record second hat trick of the post-season in a 6-3 win vs. Chicago and brother Tony.
• May 10, 1970: Bobby Orr scores the most famous goal in Bruins history with the Stanley Cup-winning goal at 0:40 of overtime in game four vs. St. Louis.

Bobby Orr's Stanley Cup-winning goal in overtime on May 10, 1970 was immortalized in this famous Ray Lussier photo for the Boston Record-American.

1971

Gm	Date		Opponent	Score	
QF	Apr.	7	Montreal	W	3-1
		8	Montreal	L	5-7
		10	at Montreal	L	1-3
		11	at Montreal	W	5-2
		13	Montreal	W	7-3
		15	at Montreal	L	3-8
		18	Montreal	L	2-4

Player	GP	G	A	PTS	PIM
Bobby Orr	7	5	7	12	25
Phil Esposito	7	3	7	10	6
Fred Stanfield	7	3	4	7	0
John Bucyk	7	2	5	7	0
Ken Hodge	7	2	5	7	6
Wayne Cashman	7	3	2	5	15
John McKenzie	7	2	3	5	22
Derek Sanderson	7	2	1	3	13
Ed Westfall	7	1	2	3	2
Dallas Smith	7	0	3	3	26
Mike Walton	5	2	0	2	19
Ted Green	7	1	0	1	25
Ace Bailey	1	0	0	0	10
Ed Johnston	1	0	0	0	0
Reg Leach	3	0	0	0	0
Wayne Carleton	4	0	0	0	0
Don Marcotte	4	0	0	0	0
Gerry Cheevers	6	0	0	0	4
Rick Smith	6	0	0	0	0
Don Awrey	7	0	0	0	17

Goaltender	GP	MINS	W-L	GA	GAA
Gerry Cheevers	6	360	3-3	21	3.50
Ed Johnston	1	60	0-1	7	7.00

1971 NOTABLES:

• April 8, 1971: Bobby Orr ties a club record with three second period assists. Boston has a 5-1 lead in the second period, but Montreal scores six unanswered goals to take a 7-5 win.
• April 11, 1971: Bobby Orr becomes the first defenseman in league history to score a playoff hat trick in a 5-2 win in Montreal.

1972

Gm	Date		Opponent	Score	
QF	Apr.	5	Toronto	W	5-0
		6	Toronto*	L	3-4
		8	at Toronto	W	2-0
		9	at Toronto	W	5-4
		11	Toronto	W	3-2
SF	Apr.	18	St. Louis	W	6-1
		20	St. Louis	W	10-2
		23	at St. Louis	W	7-2
		25	at St. Louis	W	5-3
F	Apr.	30	NY Rangers	W	6-5
	May	2	NY Rangers	W	2-1
		4	at NY Rangers	L	2-5
		7	at NY Rangers	W	3-2
		9	NY Rangers	L	2-3
		11	at NY Rangers	W	3-0

Player	GP	G	A	PTS	PIM
Phil Esposito	15	9	15	24	24
Bobby Orr	15	5	19	24	19
John Bucyk	15	9	11	20	6
Ken Hodge	15	9	8	17	62
John McKenzie	15	5	12	17	37
Fred Stanfield	15	7	9	16	0
Mike Walton	15	6	6	12	13
Wayne Cashman	15	4	7	11	42
Ed Westfall	15	4	3	7	10
Ace Bailey	13	2	4	6	16
Don Awrey	15	0	4	4	45
Dallas Smith	15	0	4	4	22
Don Marcotte	14	3	0	3	6
Derek Sanderson	11	1	1	2	44
Carol Vadnais	15	0	2	2	43
Chris Hayes	1	0	0	0	0
Garry Peters	1	0	0	0	0
Ed Johnston	7	0	0	0	0
Gerry Cheevers	8	0	0	0	0
Ted Green	10	0	0	0	0

Goaltender	GP	MINS	W-L	GA	GAA
Ed Johnston	7	420	6-1	13	1.86
Gerry Cheevers	8	483	6-2	21	2.61

Milt Schmidt was involved in four of Boston's six Stanley Cup championships, winning two as a player and two as a General Manager. He is pictured here with coach Tom Johnson (center) and Bobby Orr (right).

1972 NOTABLES:

• Bobby Orr wins his second Conn Smythe Trophy as the post-season MVP.
• Orr sets a league record for assists by a defenseman in one post-season with 19. Orr and Phil Esposito lead the NHL in post-season scoring with 24 points each.
• The Bruins score 28 goals in their Semi-Final series sweep vs. St. Louis and the teams combine for 36 goals. It is a league record for goals by one team and by both teams in a four-game series.
• The Bruins set a club record for road wins in one playoff year with a 6-1 road record.
• April 9, 1972: Bobby Orr ties a club mark with three assists in the third period of a 5-4 win in Toronto.
• April 20, 1972: The Bruins tie a team record for goals in a playoff game with a 10-2 victory over St. Louis.
• April 30, 1972: Phil Esposito ties a club mark with three assists in the second period of a 6-5 win vs. NY Rangers.
• May 11, 1972: Gerry Cheevers makes 33 saves and Bobby Orr scores the Cup-winning goal at 11:18 of the first period for a 3-0 win at NY Rangers. It is the Bruins' second Stanley Cup in three years and the fifth championship in their history.

1973

Gm	Date		Opponent	Score	
QF	Apr.	4	NY Rangers	L	2-6
		5	NY Rangers	L	2-4
		7	at NY Rangers	W	4-2
		8	at NY Rangers	L	0-4
		10	NY Rangers	L	3-6

Player	GP	G	A	PTS	PIM
Gregg Sheppard	5	2	1	3	0
Derek Sanderson	5	1	2	3	13
John Bucyk	5	0	3	3	0
Doug Roberts	5	2	0	2	6
Wayne Cashman	5	1	1	2	4
Don Marcotte	5	1	1	2	0
Bobby Orr	5	1	1	2	7
Fred Stanfield	5	1	1	2	0
Mike Walton	5	1	1	2	2
Dallas Smith	5	0	2	2	2
Ken Hodge	5	1	0	1	7
Phil Esposito	2	0	1	1	2
Fred O'Donnell	5	0	1	1	5
Ross Brooks	1	0	0	0	0
Gary Doak	2	0	0	0	2
Jacques Plante	2	0	0	0	0
Ed Johnston	3	0	0	0	0
Don Awrey	4	0	0	0	6
Nick Beverley	4	0	0	0	0
Terry O'Reilly	5	0	0	0	2
Carol Vadnais	5	0	0	0	8

Goaltender	GP	MINS	W-L	GA	GAA
Ed Johnston	3	160	1-2	9	3.38
Jacques Plante	2	120	0-2	10	5.00
Ross Brooks	1	20	0-0	3	9.00

1974

Gm	Date		Opponent	Score	
QF	Apr.	10	Toronto	W	1-0
		11	Toronto	W	6-3
		13	at Toronto	W	6-3
		14	at Toronto*	W	4-3
SF	Apr.	18	Chicago	L	2-4
		21	Chicago	W	8-6
		23	at Chicago*	L	3-4
		25	at Chicago	W	5-2
		28	Chicago	W	6-2
		30	at Chicago	W	4-2
F	May	7	Philadelphia	W	3-2
		9	Philadelphia*	L	2-3
		12	at Philadelphia	L	1-4
		14	at Philadelphia	L	2-4
		16	Philadelphia	W	5-1
		19	at Philadelphia	L	0-1

Player	GP	G	A	PTS	PIM
Gregg Sheppard	16	11	8	19	4
John Bucyk	16	8	10	18	4
Bobby Orr	16	4	14	18	28
Ken Hodge	16	6	10	16	16
Phil Esposito	16	9	5	14	25
Wayne Cashman	16	5	9	14	46
Carol Vadnais	16	1	12	13	42
Bobby Schmautz	16	3	6	9	44
Dallas Smith	16	1	7	8	20
Terry O'Reilly	16	2	5	7	38
Don Marcotte	16	4	2	6	8
Andre Savard	16	3	2	5	24
Darryl Edestrand	16	1	2	3	15
Gilles Gilbert	16	0	3	3	8
Dave Forbes	16	0	2	2	6
Doug Gibson	1	0	0	0	0
Al Simmons	1	0	0	0	0
Richie Leduc	5	0	0	0	9

Al Sims	16	0	0	0	12

Goaltender	GP	MINS	W-L	GA	GAA
Gilles Gilbert	16	977	10-6	43	2.64

1974 NOTABLES:

• The Semi-Final series vs. Chicago pits Phil Esposito against brother Tony for the second time.
• Gilles Gilbert sets a club record for assists by a goaltender with three in the post-season.
• April 21, 1974: John Bucyk ties a league record with three power play goals in an 8-6 win over Chicago.

1975

Gm	Date		Opponent	Score	
PS	Apr.	8	Chicago	W	8-2
		10	at Chicago*	L	3-4
		11	Chicago	L	4-6

Player	GP	G	A	PTS	PIM
Bobby Orr	3	1	5	6	2
Bobby Schmautz	3	1	5	6	6
Carol Vadnais	3	1	5	6	0
Phil Esposito	3	4	1	5	0
Gregg Sheppard	3	3	1	4	5
Ken Hodge	3	1	1	2	0
Andre Savard	3	1	1	2	2
Wayne Cashman	1	0	2	2	0
Dallas Smith	3	0	2	2	4
John Bucyk	3	1	0	1	0
Don Marcotte	3	1	0	1	0
Hank Nowak	3	1	0	1	0
Earl Anderson	3	0	1	1	0
Darryl Edestrand	3	0	1	1	7
Gilles Gilbert	3	0	1	1	0
Gary Doak	3	0	0	0	4
Dave Forbes	3	0	0	0	0
Terry O'Reilly	3	0	0	0	17

Goaltender	GP	MINS	W-L	GA	GAA
Gilles Gilbert	3	188	1-2	12	3.83

1975 NOTABLES:

• The Preliminary series vs. Chicago pits Phil Esposito against brother Tony for the third time. Tony prevails for the first time in three tries.
• April 8, 1975: Phil Esposito scores a hat trick against brother Tony in an 8-2 win over Chicago. It is Phil's second career playoff hat trick against his brother.

1976

Gm	Date		Opponent	Score	
QF	Apr.	11	Los Angeles	W	4-0
		13	Los Angeles*	L	2-3
		15	at Los Angeles	L	4-6
		17	at Los Angeles	W	3-0
		20	Los Angeles	W	7-1
		22	at Los Angeles*	L	3-4
		25	Los Angeles	W	3-0
SF	Apr.	27	at Philadelphia	W	4-2
		29	at Philadelphia*	L	1-2
	May	2	Philadelphia	L	2-5
		4	Philadelphia	L	2-4
		6	at Philadelphia	L	3-6

Player	GP	G	A	PTS	PIM
Jean Ratelle	12	8	8	16	4
Gregg Sheppard	12	5	6	11	6
Brad Park	11	3	8	11	14
Ken Hodge	12	4	6	10	4
Bobby Schmautz	11	2	8	10	13
John Bucyk	12	2	7	9	0
Don Marcotte	12	2	4	6	8
Wayne Cashman	11	1	5	6	16
Andre Savard	12	1	4	5	9
Terry O'Reilly	12	3	1	4	25
Dallas Smith	11	2	2	4	19
Darryl Edestrand	12	1	3	4	23
Dave Forbes	12	1	1	2	5
Gary Doak	12	1	0	1	22
Joe Zanussi	4	0	1	1	2
Gordie Clark	1	0	0	0	0
Doug Halward	1	0	0	0	0
Al Sims	1	0	0	0	0
Ray Maluta	2	0	0	0	0
Steve Langdon	4	0	0	0	0
Gerry Cheevers	6	0	0	0	0
Gilles Gilbert	6	0	0	0	2
Hank Nowak	10	0	0	0	8
Mike Milbury	11	0	0	0	29

Goaltender	GP	MINS	W-L	GA	GAA
Gerry Cheevers	6	392	2-4	14	2.14
Gilles Gilbert	6	360	3-3	19	3.17

1976 NOTABLES:

• Gerry Cheevers and Gilles Gilbert combine for a team record three shutouts in one playoff year.
• April 13, 1976: Los Angeles' Butch Goring scores the fastest goal in Boston playoff overtime history, scoring at 0:27 to give the Kings a 3-2 victory.
• May 6, 1976: Philadelphia's Reggie Leach ties an NHL record with five goals in a 6-3 Flyers win over Boston in the final game of their Semi-Final series.

1977

Gm	Date		Opponent	Score	
QF	Apr.	11	Los Angeles	W	8-3
		13	Los Angeles	W	6-2
		15	at Los Angeles	W	7-6
		17	at Los Angeles	L	4-7
		19	Los Angeles	L	1-3
		21	at Los Angeles	W	4-3
SF	Apr.	24	at Philadelphia*	W	4-3
		26	at Philadelphia*	W	5-4
		28	Philadelphia	W	2-1
	May	1	Philadelphia	W	3-0
F	May	7	at Montreal	L	3-7
		10	at Montreal	L	0-3
		12	Montreal	L	2-4
		14	Montreal*	L	1-2

Player	GP	G	A	PTS	PIM
Jean Ratelle	14	5	12	17	4
Bob Schmautz	14	11	1	12	10
Gregg Sheppard	14	5	7	12	8
Brad Park	14	2	10	12	4
Don Marcotte	14	5	6	11	10
Terry O'Reilly	14	5	6	11	28
Rick Middleton	13	5	4	9	0
Wayne Cashman	14	1	8	9	18
Rick Smith	14	0	9	9	14
Peter McNab	14	5	3	8	2
Stan Jonathan	14	4	2	6	24
Mike Milbury	13	2	2	4	47
John Wensink	13	0	3	3	8
Gary Doak	14	0	2	2	26
Matti Hagman	8	0	1	1	0
Dave Forbes	14	0	1	1	2
Gilles Gilbert	1	0	0	0	0
Earl Anderson	2	0	0	0	0
Al Sims	2	0	0	0	0
Darryl Edestrand	3	0	0	0	2
John Bucyk	5	0	0	0	0
Doug Halward	6	0	0	0	4
Gerry Cheevers	14	0	0	0	4

Goaltender	GP	MINS	W-L	GA	GAA
Gerry Cheevers	14	858	8-5	44	3.08
Gilles Gilbert	1	20	0-1	3	9.00

1977 NOTABLES:

• Bobby Schmautz ties a team record for goals in a playoff series, scoring eight times in the Quarter-Final series vs. Los Angeles.
• April 11, 1977: Bobby Schmautz sets a club record for goals in one playoff period, scoring a first period hat trick in an 8-3 win over Los Angeles. Jean Ratelle ties a club record for assists in a period with three in the first.
• April 15, 1977: Bobby Schmautz scores the fastest goal from the start of a period in team history, scoring at the 0:10 mark of the third period in a 7-6 win over Los Angeles.
• April 26, 1977: The Bruins and Flyers combine for the second-fastest four goals in league history, as Boston scored three goals and Philadelphia added one in a 1:38 span of the second period.

1978

Gm	Date		Opponent	Score	
QF	Apr.	17	Chicago	W	6-1
	Apr.	19	Chicago*	W	4-3
		21	at Chicago*	W	4-3
		23	at Chicago	W	5-2
SF	May	2	Philadelphia*	W	3-2
		4	Philadelphia	W	7-5
		7	at Philadelphia	L	1-3
		9	at Philadelphia	W	4-2
		11	Philadelphia	W	6-3
F	May	13	at Montreal	L	1-4
		16	at Montreal*	L	2-3
		18	Montreal	W	4-0
		21	Montreal*	W	4-3
		23	at Montreal	L	1-4
		25	Montreal	L	1-4

Player	GP	G	A	PTS	PIM
Brad Park	15	9	11	20	24
Peter McNab	15	8	11	19	2
Bobby Schmautz	15	7	8	15	11
Terry O'Reilly	15	5	10	15	40
Gregg Sheppard	15	2	10	12	6
John Bucyk	15	4	6	10	13
Jean Ratelle	15	3	7	10	0
Don Marcotte	15	5	4	9	8
Mike Milbury	15	1	8	9	27
Rick Middleton	15	5	2	7	0
Rick Smith	15	1	5	6	18
John Wensink	15	2	2	4	54
Bob Miller	13	0	3	3	15
Gary Doak	12	1	0	1	4
Dennis O'Brien	14	0	1	1	28
Stan Jonathan	15	0	1	1	36
Ron Grahame	4	0	0	0	0
Al Sims	8	0	0	0	0
Gerry Cheevers	12	0	0	0	6

Goaltender	GP	MINS	W-L	GA	GAA
Ron Grahame	4	202	2-1	7	2.08
Gerry Cheevers	12	731	8-4	35	2.87

1978 NOTABLES:

• The Bruins set a club record with four overtime wins in the post-season.
• Brad Park ties Bobby Orr's league record for goals by a defenseman in one playoff year with nine.

1979

Gm	Date		Opponent	Score	
QF	Apr.	16	Pittsburgh	W	6-2
		18	Pittsburgh	W	4-3
		21	at Pittsburgh	W	2-1
		22	at Pittsburgh	W	4-1
SF	Apr.	26	at Montreal	L	2-4
		28	at Montreal	L	2-5
	May	1	Montreal	W	2-1
		3	Montreal*	W	4-3
		5	at Montreal	L	1-5
		8	Montreal	W	5-2
		10	at Montreal*	L	4-5

Player	GP	G	A	PTS	PIM
Jean Ratelle	11	7	6	13	2
Rick Middleton	11	4	8	12	0
Wayne Cashman	10	4	5	9	8
Don Marcotte	11	5	3	8	10
Peter McNab	11	5	3	8	0
Mike Milbury	11	1	7	8	7
Terry O'Reilly	11	0	6	6	25
Stan Jonathan	11	4	1	5	12
Brad Park	11	1	4	5	8
Bob Schmautz	11	2	2	4	6
Dwight Foster	11	1	3	4	0
Dick Redmond	11	1	3	4	2
Rick Smith	11	0	4	4	12
Bob Miller	11	1	1	2	8
Gary Doak	7	0	2	2	4
Al Sims	11	0	2	2	0
John Wensink	8	0	1	1	19
Al Secord	4	0	0	0	0
Gilles Gilbert	5	0	0	0	0
Gerry Cheevers	6	0	0	0	0

Goaltender	GP	MINS	W-L	GA	GAA
Gerry Cheevers	6	360	4-2	15	2.50
Gilles Gilbert	5	314	3-2	16	3.06

1980

Gm	Date		Opponent	Score	
PS	Apr.	8	Pittsburgh	L	2-4
		10	Pittsburgh	W	4-1
		12	at Pittsburgh	L	1-4
		13	at Pittsburgh	W	8-3
		14	Pittsburgh	W	6-2
QF	Apr.	16	NY Islanders*	L	1-2
		17	NY Islanders*	L	4-5
		19	at NY Islanders	L	3-5
		21	at NY Islanders*	W	4-3
		22	NY Islanders	L	2-4

Player	GP	G	A	PTS	PIM
Peter McNab	10	8	6	14	2
Ray Bourque	10	2	9	11	27
Terry O'Reilly	10	3	6	9	69
Brad Park	10	3	6	9	4
Dwight Foster	9	3	5	8	2
Rick Middleton	10	4	2	6	5
Wayne Cashman	10	3	3	6	32
Bob Miller	10	3	2	5	4
Craig MacTavish	10	2	3	5	7
Don Marcotte	10	2	3	5	4
Dick Redmond	10	0	3	3	9
Al Secord	10	0	3	3	65
Rick Smith	6	1	1	2	2
Brad McCrimmon	10	1	1	2	28
Mike Milbury	10	0	2	2	50
Bobby Lalonde	4	0	1	1	2
Jean Ratelle	3	0	0	0	0
Gary Doak	4	0	0	0	0
John Wensink	4	0	0	0	5
Stan Jonathan	9	0	0	0	29
Gerry Cheevers	10	0	0	0	0

Goaltender	GP	MINS	W-L	GA	GAA
Gerry Cheevers	10	619	4-6	32	3.10

1980 NOTABLES:

• April 17, 1980: The Bruins and Islanders set a league record for penalty minutes in a period, combining for 248 PIM (124 each) in the first. The teams would finish with a combined 254 total in the 5-4 Islanders overtime win.
• April 21, 1980: Rick Middleton ties the game at 19:40 of the third period and Terry O'Reilly nets the game-winner at 17:13 of overtime for a 4-3 win at NY Islanders.

1981

Gm	Date		Opponent	Score	
PS	Apr.	8	Minnesota*	L	4-5
		9	Minnesota	L	6-9
		11	at Minnesota	L	3-6

Player	GP	G	A	PTS	PIM
Don Marcotte	3	2	2	4	6
Mike O'Connell	3	1	3	4	2
Brad Park	3	1	3	4	11
Peter McNab	3	3	0	3	0
Bobby Lalonde	3	2	1	3	2
Terry O'Reilly	3	1	2	3	12
Keith Crowder	3	2	0	2	9
Dwight Foster	3	1	1	2	0
Mike Milbury	2	0	1	1	10
Ray Bourque	3	0	1	1	2
Wayne Cashman	3	0	1	1	0
Steve Kasper	3	0	1	1	0
Brad McCrimmon	3	0	1	1	2
Rick Middleton	3	0	1	1	2
Dick Redmond	3	0	1	1	2
Marco Baron	1	0	0	0	0
Mike Gillis	1	0	0	0	0
Stan Jonathan	3	0	0	0	30
Jean Ratelle	3	0	0	0	0
Rogie Vachon	3	0	0	0	0

Goaltender	GP	MINS	W-L	GA	GAA
Rogie Vachon	3	164	0-2	16	5.85
Marco Baron	1	20	0-1	3	9.00

1981 NOTABLES:

• April 9, 1981: Peter McNab takes the only Bruins penalty shot in team history, unsuccessful against Minnesota's Don Beaupre.
• April 11, 1981: The Bruins set a league record for shorthanded goals in a playoff game with three in a 6-3 loss in Minnesota. The North Stars also scored a shorthanded goal as the teams combined for an NHL mark of four in one game. Bobby Lalonde sets a league mark with two of the shorthanded goals.

1982

Gm	Date		Opponent	Score	
DSF	Apr.	7	Buffalo	W	3-1
		8	Buffalo	W	7-3
		10	at Buffalo	L	2-5
		11	at Buffalo	W	5-2
DF	Apr.	15	Quebec	W	4-3
		16	Quebec	W	8-4
		18	at Quebec*	L	2-3
		19	at Quebec	L	2-7
		21	Quebec	L	3-4
		23	at Quebec*	W	6-5
		25	Quebec	L	1-2

Player	GP	G	A	PTS	PIM
Barry Pederson	11	7	11	18	2
Rick Middleton	11	6	9	15	0
Peter McNab	11	6	8	14	6
Terry O'Reilly	11	5	4	9	56
Steve Kasper	11	3	6	9	22
Bruce Crowder	11	5	3	8	9
Ray Bourque	9	1	5	6	16
Brad Park	11	1	4	5	4
Keith Crowder	11	2	2	4	14
Mike O'Connell	11	2	2	4	20
Don Marcotte	11	0	4	4	10
Mike Milbury	11	0	4	4	6
Tom Fergus	6	3	0	3	0
Mike Gillis	11	1	2	3	6
Larry Melnyk	11	0	3	3	40
Wayne Cashman	9	0	2	2	6
Dave Barr	5	1	0	1	0
Randy Hillier	8	0	1	1	16
Mike Moffat	11	0	1	1	8
Mike Krushelnyski	1	0	0	0	2
Rogie Vachon	1	0	0	0	0
Brad McCrimmon	2	0	0	0	2
Dick Redmond	2	0	0	0	0
Stan Jonathan	11	0	0	0	6

Goaltender	GP	MINS	W-L	GA	GAA
Rogie Vachon	1	20	0-0	1	3.00
Mike Moffat	11	663	6-5	38	3.44

1982 NOTABLES:

• Barry Pederson sets a club record for assists and points by a rookie in one post-season with 7-11=18 totals.
• April 8, 1982: Barry Pederson ties an NHL record with four points and ties a club record with three goals in the second period of a 7-3 win over Buffalo.
• April 11, 1982: Peter McNab ties an NHL record with four points and ties a club record with three assists in the second period of a 5-2 victory in Buffalo.

1983

Gm	Date		Opponent	Score	
DSF	Apr.	5	Quebec*	W	4-3
		7	Quebec	W	4-2
		9	at Quebec	L	1-2
		10	at Quebec	W	2-1
DF	Apr.	14	Buffalo	L	4-7
		15	Buffalo	W	5-3
		17	at Buffalo	L	3-4
		18	at Buffalo	W	6-2
		20	Buffalo	W	9-0
		22	at Buffalo	L	3-5
		24	Buffalo*	W	3-2
SF	Apr.	26	NY Islanders	L	2-5
		28	NY Islanders	W	4-1
		30	at NY Islanders	L	3-7
	May	3	at NY Islanders	L	3-8
		5	NY Islanders	W	5-1
		7	at NY Islanders	L	4-8

Player	GP	G	A	PTS	PIM
Rick Middleton	17	11	22	33	6
Barry Pederson	17	14	18	32	21
Ray Bourque	17	8	15	23	10
Mike Krushelnyski	17	8	6	14	12
Brad Park	16	3	9	12	18
Peter McNab	15	3	5	8	4
Mike O'Connell	17	3	5	8	12
Keith Crowder	17	1	6	7	54
Gord Kluzak	17	1	4	5	54
Bruce Crowder	17	3	1	4	32
Craig MacTavish	17	3	1	4	18
Tom Fergus	15	2	2	4	15
Mike Gillis	12	1	3	4	2
Steve Kasper	12	2	1	3	10
Brad Palmer	7	1	0	1	0
Luc Dufour	17	1	0	1	30
Wayne Cashman	8	0	1	1	0
Marty Howe	12	0	1	1	9
Randy Hillier	3	0	0	0	4
Dave Barr	10	0	0	0	2
Larry Melnyk	11	0	0	0	9
Pete Peeters	17	0	0	0	8

Goaltender	GP	MINS	W-L	GA	GAA
Pete Peeters	17	1024	9-8	61	3.57

1983 NOTABLES:

• The Bruins tie a league record for most goals in a seven-game series, scoring 33 goals in their Division Final series vs. Buffalo.
• Rick Middleton sets league records for assists and points in a playoff series other than a Final with 5-14=19 totals in the Division Final vs. Buffalo. Barry Pederson's 16 points in that series were the second-most in NHL history in that category.
• Middleton's 22 assists and 33 points are club records for one playoff year.
• Mike Krushelnyski sets a club record for goals by a rookie in one playoff year with eight.
• April 5, 1983: The Bruins come back from an 0-3 second period deficit to beat Quebec by a 4-3 overtime score.
• April 18, 1983: Rick Middleton sets a club record for points in a playoff game with 2-4=6 totals in a 6-2 win in Buffalo.
• April 24, 1983: Brad Park scores at 1:52 of overtime to give the Bruins a 3-2 game seven win over Buffalo in their Division Final series.

1984

Gm	Date		Opponent	Score	
DSF	Apr.	4	Montreal	L	1-2
		5	Montreal	L	1-3
		7	at Montreal	L	0-5

Player	GP	G	A	PTS	PIM
Tom Fergus	3	2	0	2	9
Ray Bourque	3	0	2	2	0
Barry Pederson	3	0	1	1	2
Craig MacTavish	1	0	0	0	0
Mike Krushelnyski	2	0	0	0	0
John Blum	3	0	0	0	4
Bruce Crowder	3	0	0	0	0
Keith Crowder	3	0	0	0	7
Brian Curran	3	0	0	0	7
Dave Donnelly	3	0	0	0	0
Mike Gillis	3	0	0	0	2
Steve Kasper	3	0	0	0	7
Gord Kluzak	3	0	0	0	0
Rick Middleton	3	0	0	0	0
Mike Milbury	3	0	0	0	12
Jim Nill	3	0	0	0	4
Mike O'Connell	3	0	0	0	0
Terry O'Reilly	3	0	0	0	14
Pete Peeters	3	0	0	0	2
Dave Silk	3	0	0	0	7

Goaltender	GP	MINS	W-L	GA	GAA
Pete Peeters	3	180	0-3	10	3.33

1985

Gm	Date		Opponent	Score	
DSF	Apr.	10	at Montreal	W	5-3
		11	at Montreal	L	3-5
		13	Montreal	L	2-4
		14	Montreal	W	7-6
		16	at Montreal	L	0-1

Player	GP	G	A	PTS	PIM
Ken Linseman	5	4	6	10	8
Mike O'Connell	5	1	5	6	0
Keith Crowder	4	3	2	5	19
Charlie Simmer	5	2	2	4	2

Rick Middleton	5	3	0	3	0
Terry O'Reilly	5	1	2	3	9
Ray Bourque	5	0	3	3	4
Butch Goring	5	1	1	2	0
Geoff Courtnall	5	0	2	2	7
Steve Kasper	5	1	0	1	9
Dave Reid	5	1	0	1	0
Frank Simonetti	5	0	1	1	2
Dave Donnelly	1	0	0	0	0
Morris Lukowich	1	0	0	0	0
Nevin Markwart	1	0	0	0	0
Pete Peeters	1	0	0	0	0
Doug Keans	4	0	0	0	0
John Blum	5	0	0	0	13
Tom Fergus	5	0	0	0	4
Mike Milbury	5	0	0	0	10
Louis Sleigher	5	0	0	0	4
Mats Thelin	5	0	0	0	6

Goaltender	GP	MINS	W-L	GA	GAA
Doug Keans	4	240	2-2	15	3.75
Pete Peeters	1	60	0-1	4	4.00

1985 NOTABLES:

• April 14, 1985: The Bruins come back from a 1-4 second period deficit, including four goals in a 4:41 span, to take a 7-6 win over Montreal and force a deciding game five in their Division Semi-Final series. Ken Linseman ties a league record with four second period points (2-2=4) to lead the comeback.
• April 16, 1985: Montreal's Mats Naslund scores the series-clinching goal at 19:09 of the third period in a 1-0 Canadiens victory.

1986

Gm	Date		Opponent	Score	
DSF	Apr.	9	at Montreal	L	1-3
		10	at Montreal	L	2-3
		12	Montreal	L	3-4

Player	GP	G	A	PTS	PIM
Randy Burridge	3	0	4	4	12
Keith Crowder	3	2	0	2	21
Gord Kluzak	3	1	1	2	16
Dwight Foster	3	0	2	2	2
Steve Kasper	3	1	0	1	4
Reed Larson	3	1	0	1	6
Barry Pederson	3	1	0	1	0
Ken Linseman	3	0	1	1	17
Dave Pasin	3	0	1	1	0
Mike Milbury	1	0	0	0	17
Pat Riggin	1	0	0	0	2
Louis Sleigher	1	0	0	0	14
Brian Curran	2	0	0	0	4
Jay Miller	2	0	0	0	17
Kraig Nienhuis	2	0	0	0	14
Bill Ranford	2	0	0	0	0
John Blum	3	0	0	0	6
Ray Bourque	3	0	0	0	0
Geoff Courtnall	3	0	0	0	2
Charlie Simmer	3	0	0	0	4
Frank Simonetti	3	0	0	0	0
Michael Thelven	3	0	0	0	0

Goaltender	GP	MINS	W-L	GA	GAA
Pat Riggin	1	60	0-1	3	3.00
Bill Ranford	2	120	0-2	7	3.50

1987

Gm	Date		Opponent	Score	
DSF	Apr.	8	at Montreal	L	2-6
		9	at Montreal*	L	3-4
		11	Montreal	L	4-5
		12	Montreal	L	2-4

Player	GP	G	A	PTS	PIM
Cam Neely	4	5	1	6	8
Rick Middleton	4	2	2	4	0
Thomas Gradin	4	0	4	4	0
Ray Bourque	4	1	2	3	0
Ken Linseman	4	1	1	2	22
Tom McCarthy	4	1	1	2	4
Steve Kasper	3	0	2	2	0
Reed Larson	4	0	2	2	2
Randy Burridge	2	1	0	1	2
Keith Crowder	4	0	1	1	4
Charlie Simmer	1	0	0	0	2
Lyndon Byers	1	0	0	0	0
Geoff Courtnall	1	0	0	0	0
Doug Keans	2	0	0	0	4
Bill Ranford	2	0	0	0	0
Dave Reid	2	0	0	0	0
Dwight Foster	3	0	0	0	0
Bob Sweeney	3	0	0	0	0
Nevin Markwart	4	0	0	0	9
Frank Simonetti	4	0	0	0	6
Mike Milbury	4	0	0	0	4
Wade Campbell	4	0	0	0	11
Greg Johnston	4	0	0	0	0
Allen Pedersen	4	0	0	0	4

Goaltender	GP	MINS	W-L	GA	GAA
Bill Ranford	2	123	0-2	8	3.90
Doug Keans	2	120	0-2	11	5.50

1988

Gm	Date		Opponent	Score	
DSF	Apr.	6	Buffalo	W	7-3
		7	Buffalo	W	4-1
		9	at Buffalo	L	2-6
		10	at Buffalo*	L	5-6
		12	Buffalo	W	5-4
		14	at Buffalo	W	5-2
DF	Apr.	18	at Montreal	L	2-5
		20	at Montreal	W	4-3
		22	Montreal	W	3-1
		24	Montreal	W	2-0
		26	at Montreal	W	4-1
SF	May	2	New Jersey	W	5-3
		4	New Jersey*	L	2-3
		6	at New Jersey	W	6-1
		8	at New Jersey	L	1-3
		10	New Jersey	W	7-1
		12	at New Jersey	L	3-6
		14	New Jersey	W	6-2
F	May	18	at Edmonton	L	1-2
		20	at Edmonton	L	2-4
		22	Edmonton	L	3-6
		24	Edmonton**		3-3
		26	at Edmonton	L	3-6

** - Game suspended (blackout). Statistics from this game are included in player totals but it is not an 'official' game played.

Player	GP	G	A	PTS	PIM
Ken Linseman	23	11	14	25	56
Ray Bourque	23	3	18	21	26
Cam Neely	23	9	8	17	51
Craig Janney	23	6	10	16	11
Bobby Joyce	23	8	6	14	18
Glen Wesley	23	6	8	14	22
Bob Sweeney	23	6	8	14	66
Steve Kasper	23	7	6	13	10
Gord Kluzak	23	4	8	12	59
Keith Crowder	23	3	9	12	44
Randy Burridge	23	2	10	12	14
Rick Middleton	19	5	5	10	4
Tom McCarthy	13	3	4	7	18
Moe Lemay	15	4	2	6	32
Michael Thelven	21	3	3	6	26
Willi Plett	17	2	4	6	74
Lyndon Byers	11	1	2	3	62
Greg Hawgood	3	1	0	1	0
Bruce Shoebottom	4	1	0	1	42
Greg Johnston	3	0	1	1	2
John Blum	3	0	1	1	0
Reed Larson	8	0	1	1	6
Reggie Lemelin	17	0	1	1	2
Nevin Markwart	2	0	0	0	2
Andy Moog	7	0	0	0	0
Billy O'Dwyer	9	0	0	0	0
Jay Miller	12	0	0	0	124
Allen Pedersen	21	0	0	0	32

Goaltender	GP	MINS	W-L	GA	GAA
Reggie Lemelin	17	1027	11-6	45	2.63
Andy Moog	7	354	1-4	25	4.24

1988 NOTABLES:

• The Bruins return to the Stanley Cup Finals for the first time since 1978.
• The Bruins set two playoff power play goal records, with their 11 goals scored in the Semi-Final vs. New Jersey their most in one series and the 17 combined in the Division Semi-Final series vs. Buffalo (Boston, 6; Buffalo, 11) the most by both teams in one series.
• The Bruins set three club post-season penalty minute records in their Division Semi-Final series vs. Buffalo, taking 95 penalties, recording 308 penalty minutes and both teams combining for 611 PIM.
• Ray Bourque's 18 assists are the fourth-highest total by a defenseman in one post-season in league history.
• Bobby Joyce ties a club record for post-season goals by a rookie with eight.
• Jay Miller sets a club record for penalty minutes in one playoff year with 124.
• April 9, 1988: Buffalo's John Tucker takes the first playoff penalty shot against the Bruins since 1937, scoring against Andy Moog.
• April 26, 1988: Cam Neely and Steve Kasper score twice each and the Bruins clinch their Division Final series with a 4-1 win in Montreal. It is Boston's first post-season series win over Montreal since 1943.
• May 24, 1988: Game four of the Stanley Cup Final series vs. Edmonton becomes the game that was never officially played when a blown transformer in North Station causes a power outage in Boston Garden. NHL officials and representatives from both teams agree to play the game as a game seven should it become necessary. Player statistics from the game are included in player post-season totals.

1989

Gm	Date		Opponent	Score	
DSF	Apr.	5	Buffalo	L	0-6
		6	Buffalo	W	5-3
		8	at Buffalo	W	4-2
		9	at Buffalo	W	3-2
		11	Buffalo	W	4-1
DF	Apr.	17	at Montreal	L	2-3
		19	at Montreal*	L	2-3
		21	Montreal	L	4-5
		23	Montreal	W	3-2
		25	at Montreal	L	2-3

Player	GP	G	A	PTS	PIM
Craig Janney	10	4	9	13	21
Cam Neely	10	7	2	9	8
Michael Thelven	10	1	7	8	8
Bobby Joyce	9	5	2	7	2
Randy Burridge	9	5	2	7	8
Bob Sweeney	10	2	4	6	19
Ray Neufeld	10	2	3	5	9
Ray Bourque	10	0	4	4	6
John Carter	10	1	2	3	6
Bob Carpenter	8	1	1	2	4
Bruce Shoebottom	10	0	2	2	35
Greg Hawgood	10	0	2	2	2
Glen Wesley	10	0	2	2	4
Keith Crowder	10	0	2	2	37
Andy Brickley	10	0	2	2	0
Greg Johnston	10	1	0	1	6
Andy Moog	6	0	1	1	0
Garry Galley	9	0	1	1	33
Carl Mokosak	1	0	0	0	0
Robert Cimetta	1	0	0	0	15
Lyndon Byers	2	0	0	0	0
Reggie Lemelin	4	0	0	0	2
Allen Pedersen	10	0	0	0	2

Goaltender	GP	MINS	W-L	GA	GAA
Andy Moog	6	360	4-2	14	2.33
Reggie Lemelin	4	252	1-3	16	3.81

1989 NOTABLES:

• April 6, 1989: The Bruins come back from an 0-3 second period deficit vs. Buffalo for a 5-3 victory.
• April 23, 1989: The Bruins score the fastest two playoff goals in club history as Cam Neely and Michael Thelven tally twice in an 0:07 span in a 3-2 victory over Montreal.

1990

Gm	Date		Opponent	Score	
DSF	Apr.	5	Hartford	L	3-4
		7	Hartford	W	3-1
		9	at Hartford	L	3-5
		11	at Hartford	W	6-5
		13	Hartford	W	3-2
		15	at Hartford*	L	2-3
		17	Hartford	W	3-1
DF	Apr.	19	Montreal	W	1-0

	Apr.	21	Montreal*	W	5-4
		23	at Montreal	W	6-3
		25	at Montreal	L	1-4
		27	Montreal	W	3-1
SF	May	3	Washington	W	5-3
		5	Washington	W	3-0
		7	at Washington	W	4-1
		9	at Washington	W	3-2
F	May	15	Edmonton*	L	2-3
		18	Edmonton	L	2-7
		20	at Edmonton	W	2-1
		22	at Edmonton	L	1-5
		24	Edmonton	L	1-4

Player	GP	G	A	PTS	PIM
Cam Neely	21	12	16	28	51
Craig Janney	18	3	19	22	2
Ray Bourque	17	5	12	17	16
Randy Burridge	21	4	11	15	14
Dave Poulin	1	8	5	13	8
Brian Propp	20	4	9	13	2
Bob Carpenter	21	4	6	10	39
John Carter	21	6	3	9	45
Glen Wesley	21	2	6	8	36
Garry Galley	21	3	3	6	34
Don Sweeney	21	1	5	6	18
Dave Christian	21	4	1	5	4
Greg Hawgood	15	1	3	4	12
John Byce	8	2	0	2	2
Bob Beers	14	1	1	2	18
Bob Sweeney	20	0	2	2	30
Greg Johnston	5	1	0	1	4
Lyndon Byers	17	1	0	1	12
Jim Wiemer	8	0	1	1	4
Peter Douris	8	0	1	1	5
Lou Crawford	1	0	0	0	0
Billy O'Dwyer	1	0	0	0	2
Andy Brickley	2	0	0	0	0
Reggie Lemelin	3	0	0	0	0
Bobby Gould	17	0	0	0	4
Andy Moog	20	0	0	0	6
Allen Pedersen	21	0	0	0	41

Goaltender	GP	MINS	W-L	GA	GAA
Andy Moog	20	1196	13-7	44	2.21
Reggie Lemelin	3	136	0-1	13	5.74

1990 NOTABLES:

• The Bruins set a team record for wins in one post-season with a 13-8 record overall and tie the club mark for home playoff wins with an 8-4 home mark.
• The Bruins face two penalty shots in the same post-season for the first time in their history with Andy Moog stopping Washington's Kelly Miller on May 3 in the Conference Final and Reggie Lemelin stopping Edmonton's Petr Klima on May 18 in the Stanley Cup Final.
• April 11, 1990: The Bruins prevent the Whalers from going up 3-1 in their Division Semi-Final series as they come back from a 2-5 third period deficit to score four straight goals and even the series at two games apiece with a 6-5 win.
• May 3, 1990: Cam Neely scores in a 5-3 win over Washington to become Boston's all-time playoff goal leader.
• May 15, 1990: The Bruins and Oilers play the longest game in Stanley Cup Finals history as Edmonton's Petr Klima scores at 15:13 of the third overtime period to give the Oilers a 3-2 win after 115:13 of play.
• May 20, 1990: John Byce ties the NHL record for fastest goal at the start of a playoff game, scoring just 0:10 into the first period in a 2-1 win in Edmonton.

1991

Gm	Date		Opponent	Score	
DSF	Apr.	3	Hartford	L	2-5
		5	Hartford	W	4-3
		7	at Hartford	W	6-3
		9	at Hartford	L	3-4
		11	Hartford	W	6-1
		13	at Hartford	W	3-1
DF	Apr.	17	Montreal	W	2-1
		19	Montreal*	L	3-4
		21	at Montreal	W	3-2
		23	at Montreal	L	2-6
		25	Montreal	W	4-1
		27	at Montreal*	L	2-3
		29	Montreal	W	2-1
SF	May	1	Pittsburgh	W	6-3
		3	Pittsburgh*	W	5-4
		5	at Pittsburgh	L	1-4
	May	7	at Pittsburgh	L	1-4
		9	Pittsburgh	L	2-7
		11	at Pittsburgh	L	3-5

Ray Bourque became Boston's all-time leading playoff scorer on April 21, 1991.

Player	GP	G	A	PTS	PIM
Ray Bourque	19	7	18	25	12
Craig Janney	18	4	18	22	11
Cam Neely	19	16	4	20	36
Vladimir Ruzicka	17	2	11	13	0
Dave Christian	19	8	4	12	4
Glen Wesley	19	2	9	11	19
Ken Hodge	15	4	6	10	6
Dave Poulin	16	0	9	9	20
Petri Skriko	18	4	4	8	4
Bob Sweeney	17	4	2	6	45
Garry Galley	16	1	5	6	17
Jeff Lazaro	19	3	2	5	30
Jim Wiemer	16	1	3	4	14
Don Sweeney	19	3	0	3	25
Randy Burridge	19	0	3	3	39
Chris Nilan	19	0	2	2	62
Nevin Markwart	12	1	0	1	22
Bob Carpenter	1	0	1	1	2
Stephane Quintal	3	0	1	1	7
Peter Douris	7	0	1	1	6
Lyndon Byers	1	0	0	0	10
Chris Winnes	1	0	0	0	0
Wes Walz	2	0	0	0	0
Reggie Lemelin	2	0	0	0	0
Bob Beers	6	0	0	0	4
Allen Pedersen	8	0	0	0	10
Ron Hoover	8	0	0	0	18
Ken Hammond	8	0	0	0	10
Andy Moog	19	0	0	0	4

Goaltender	GP	MINS	W-L	GA	GAA
Reggie Lemelin	2	32	0-0	0	0.00
Andy Moog	19	1134	10-9	60	3.17

1991 NOTABLES:

• The Bruins set a club record with 24 power play goals in this post-season.
• Cam Neely ties an NHL record with nine power play goals in one post-season. His 16 goals overall are a team record.
• Ray Bourque's 18 assists tie his own mark of the fourth-highest total by a defenseman in one post-season in league history. His 7-18=25 totals in the playoffs are the most ever by a Bruins defenseman.
• April 11, 1991: The Bruins tie a league record with four power play goals in the third period in a 6-1 win over Hartford. Their six goals overall in the third period are the most in team history.
• April 21, 1991: Ray Bourque has an assist in a 3-2 win in Montreal to become Boston's all-time leading playoff scorer.
• April 25, 1991: Cam Neely scores the fastest two goals by one player in team history, scoring at 7:58 and 8:09 of the third period in a 4-1 win over Montreal. He finishes with his second hat trick of this post-season, tying Phil Esposito's club mark for one playoff year.

1992

Gm	Date		Opponent	Score	
DSF	Apr.	19	Buffalo	L	2-3
		21	Buffalo*	W	3-2
		23	at Buffalo	W	3-2
		25	at Buffalo*	W	5-4
		27	Buffalo	L	0-2
		29	at Buffalo	L	3-9
	May	1	Buffalo	W	3-2
DF	May	3	at Montreal	W	6-4
	May	5	at Montreal*	W	3-2
		7	Montreal	W	3-2
		9	Montreal	W	2-0
SF	May	17	at Pittsburgh*	L	3-4
		19	at Pittsburgh	L	2-5
		21	Pittsburgh	L	1-5
		23	Pittsburgh	L	1-5

Player	GP	G	A	PTS	PIM
Adam Oates	15	5	14	19	4
Joe Juneau	15	4	8	12	21
Ray Bourque	12	3	6	9	12
Ted Donato	15	3	4	7	4
Dave Reid	15	2	5	7	4
Glen Murray	15	4	2	6	10
Dave Poulin	15	3	3	6	22
Glen Wesley	15	2	4	6	16
Peter Douris	7	2	3	5	0
Vladimir Ruzicka	13	2	3	5	2
Steve Leach	15	4	0	4	10
Jim Wiemer	15	1	3	4	14
Gord Hynes	12	1	2	3	6
Steve Heinze	7	0	3	3	17
Brent Hughes	10	2	0	2	20
Bob Sweeney	14	1	0	1	25
Gord Murphy	15	1	0	1	12
Bob Carpenter	8	0	1	1	6
Jeff Lazaro	9	0	1	1	2
Andy Moog	15	0	1	1	17
Bob Beers	1	0	0	0	0
Clark Donatelli	2	0	0	0	0
Reggie Lemelin	2	0	0	0	0
Matt Hervey	5	0	0	0	4
Lyndon Byers	5	0	0	0	12
Don Sweeney	15	0	0	0	10

Goaltender	GP	MINS	W-L	GA	GAA
Andy Moog	15	866	8-7	46	3.19
Reggie Lemelin	2	54	0-0	3	3.33

1992 NOTABLES:

• Andy Moog sets a club record for penalty minutes by a goaltender in one playoff year with 17.
• April 21, 1992: Adam Oates scores the unassisted game-winning goal at 11:14 of overtime directly off of the face-off drop.

1993

Gm	Date		Opponent	Score	
DSF	Apr.	18	Buffalo*	L	4-5
		20	Buffalo	L	0-4
		22	at Buffalo*	L	3-4
		24	at Buffalo*	L	5-6

Player	GP	G	A	PTS	PIM
Adam Oates	4	0	9	9	4
Joe Juneau	4	2	4	6	6
Cam Neely	4	4	1	5	4
Steve Leach	4	1	1	2	2
Dave Poulin	4	1	1	2	10
Steve Heinze	4	1	1	2	2
Ray Bourque	4	1	0	1	2
Peter Douris	4	1	0	1	0
Bryan Smolinski	4	1	0	1	2
David Shaw	4	0	1	1	6
Ted Donato	4	0	1	1	0
Brent Hughes	1	0	0	0	2
Jim Wiemer	1	0	0	0	4
John Blue	2	0	0	0	0
Andy Moog	3	0	0	0	0
Tim Sweeney	3	0	0	0	0
Stephane Richer	3	0	0	0	0
Darin Kimble	4	0	0	0	2
Gordie Roberts	4	0	0	0	6
Don Sweeney	4	0	0	0	4
Glen Wesley	4	0	0	0	0
Dmitri Kvartalnov	4	0	0	0	0

Goaltender	GP	MINS	W-L	GA	GAA
John Blue	2	96	0-1	5	3.13
Andy Moog	3	161	0-3	14	5.22

1994

Gm	Date		Opponent	Score	
CQF	Apr.	16	Montreal	W	3-2
		18	Montreal	L	2-3

	Apr.	21	at Montreal	W	6-3
		23	at Montreal	L	2-5
		25	Montreal*	L	1-2
		27	at Montreal	W	3-2
		29	Montreal	W	5-3
CSF	May	1	at New Jersey	W	2-1
		3	at New Jersey*	W	6-5
		5	New Jersey	L	2-4
		7	New Jersey*	L	4-5
		9	at New Jersey	L	0-2
		11	New Jersey	L	3-5

Player	GP	G	A	PTS	PIM
Adam Oates	13	3	9	12	8
Ray Bourque	13	2	8	10	0
Bryan Smolinski	13	5	4	9	4
Glen Murray	13	4	5	9	14
Jozef Stumpel	13	1	7	8	4
Ted Donato	13	4	2	6	10
Glen Wesley	13	3	3	6	12
Mariusz Czerkawski	13	3	3	6	4
Steve Heinze	13	2	3	5	7
Al Iafrate	13	3	1	4	6
Don Sweeney	12	2	1	3	4
Fred Knipscheer	12	2	1	3	6
Brent Hughes	13	2	1	3	27
Dave Reid	13	2	1	3	2
David Shaw	13	1	2	3	16
Cam Stewart	8	0	3	3	7
Steve Leach	5	0	1	1	2
Daniel Marois	11	0	1	1	16
Gordie Roberts	12	0	1	1	8
Glen Featherstone	1	0	0	0	0
Vincent Riendeau	2	0	0	0	0
Jamie Huscroft	4	0	0	0	9
Jon Casey	11	0	0	0	0

Goaltender	GP	MINS	W-L	GA	GAA
Jon Casey	11	698	5-6	34	2.92
Vincent Riendeau	2	120	1-1	8	4.00

1994 NOTABLES:

• April 25, 1994: The Bruins set a modern team record with 61 shots on goal in a 2-1 overtime loss to Montreal.

1995

Gm	Date		Opponent	Score	
CQF	May	7	New Jersey	L	0-5
		8	New Jersey	L	0-3
		10	at New Jersey	W	3-2
		12	at New Jersey*	L	0-1
		14	New Jersey	L	2-3

Player	GP	G	A	PTS	PIM
Ray Bourque	5	0	3	3	0
Cam Neely	5	2	0	2	2
Mariusz Czerkawski	5	1	0	1	0
Mats Naslund	5	1	0	1	0
Adam Oates	5	1	0	1	2
David Shaw	5	0	1	1	4
Bryan Smolinski	5	0	1	1	4
Craig Billington	1	0	0	0	0
Glen Murray	2	0	0	0	2
Guy Larose	4	0	0	0	0
Fred Knipscheer	4	0	0	0	0
Alexei Kasatonov	5	0	0	0	2
Dave Reid	5	0	0	0	0
Brent Hughes	5	0	0	0	4
Ted Donato	5	0	0	0	4
Jozef Stumpel	5	0	0	0	0
Steve Heinze	5	0	0	0	0
Jamie Huscroft	5	0	0	0	11
Don Sweeney	5	0	0	0	4
Jon Rohloff	5	0	0	0	6
Blaine Lacher	5	0	0	0	0

Goaltender	GP	MINS	W-L	GA	GAA
Craig Billington	1	25	0-0	1	2.40
Blaine Lacher	5	283	1-4	12	2.54

1996

Gm	Date		Opponent	Score	
CQF	Apr.	17	at Florida	L	3-6
		22	at Florida	L	2-6
		24	Florida	L	2-4
		25	Florida	W	6-2
		27	at Florida	L	3-4

Player	GP	G	A	PTS	PIM
Adam Oates	5	2	5	7	2
Ray Bourque	5	1	6	7	2
Rick Tocchet	5	4	0	4	21
Sandy Moger	5	2	2	4	12
Shawn McEachern	5	2	1	3	8
Ted Donato	5	1	2	3	2
Jon Rohloff	5	1	2	3	2
Jozef Stumpel	5	1	2	3	0
Steve Heinze	5	1	1	2	4
Todd Elik	4	0	2	2	16
Dave Reid	5	0	2	2	6
Don Sweeney	5	0	2	2	6
Cam Stewart	5	1	0	1	2
John Gruden	3	0	1	1	0
Marc Potvin	5	0	1	1	18
Craig Billington	1	0	0	0	2
Tim Sweeney	1	0	0	0	2
Steve Staios	3	0	0	0	0
Dean Chynoweth	4	0	0	0	24
Bill Ranford	4	0	0	0	0
Ron Sutter	5	0	0	0	8
Kyle McLaren	5	0	0	0	14

Goaltender	GP	MINS	W-L	GA	GAA
Bill Ranford	4	240	1-3	16	4.02
Craig Billington	1	60	0-1	6	6.00

1996 NOTABLES:

• The Bruins make their NHL-record 29th straight playoff appearance. Their streak would end with the 1996-97 season.
• A concert scheduled for Miami Arena necessitates five days between games one and two of the Conference Quarter-Final series.

1998

Gm	Date		Opponent	Score	
CQF	Apr.	22	at Washington	L	1-3
		24	at Washington*	W	4-3
		26	Washington*	L	2-3
		28	Washington	L	0-3
	May	1	at Washington	W	4-0
		3	Washington*	L	2-3

Player	GP	G	A	PTS	PIM
Jason Allison	6	2	6	8	4
Sergei Samsonov	6	2	5	7	0
Ray Bourque	6	1	4	5	2
Dmitri Khristich	6	2	2	4	2
Darren Van Impe	6	2	1	3	0
Anson Carter	6	1	1	2	0
Rob DiMaio	6	1	0	1	8
Kyle McLaren	6	1	0	1	4
P. J. Axelsson	6	1	0	1	0
Mike Sullivan	6	0	1	1	2
Dave Ellett	6	0	1	1	6
Landon Wilson	1	0	0	0	0
Ted Donato	5	0	0	0	2
Ken Baumgartner	6	0	0	0	14
Grant Ledyard	6	0	0	0	2
Byron Dafoe	6	0	0	0	0
Steve Heinze	6	0	0	0	6
Tim Taylor	6	0	0	0	10
Hal Gill	6	0	0	0	4
Joe Thornton	6	0	0	0	9

Goaltender	GP	MINS	W-L	GA	GAA
Byron Dafoe	6	422	2-4	14	1.99

1999

Gm	Date		Opponent	Score	
CQF	Apr.	22	at Carolina	W	2-0
		24	at Carolina*	L	2-3
		26	Carolina	L	2-3
		28	Carolina	W	4-1
		30	at Carolina*	W	4-3
	May	2	Carolina	W	2-0
CSF	May	6	Buffalo	W	4-2
		9	Buffalo	L	1-3
		12	at Buffalo	L	2-3
		14	at Buffalo	L	0-3
		16	Buffalo	W	5-3
		18	at Buffalo	L	2-3

Player	GP	G	A	PTS	PIM
Jason Allison	12	2	9	11	6
Ray Bourque	12	1	9	10	14
Joe Thornton	11	3	6	9	4
Steve Heinze	12	4	3	7	0
Anson Carter	12	4	3	7	0
Dmitri Khristich	12	3	4	7	6
Sergei Samsonov	11	3	1	4	0
Don Sweeney	11	3	0	3	6
Darren Van Impe	11	1	2	3	4
Tim Taylor	12	0	3	3	8
Kyle McLaren	12	0	3	3	10
Rob DiMaio	12	2	0	2	8
Mattias Timander	4	1	1	2	2
Landon Wilson	8	1	1	2	8
P. J. Axelsson	12	1	1	2	4
Ken Belanger	12	1	0	1	16
Eric Nickulas	1	0	0	0	2
Cameron Mann	1	0	0	0	0
Randy Robitaille	1	0	0	0	0
Grant Ledyard	2	0	0	0	2
Ken Baumgartner	3	0	0	0	0
Dave Ellett	8	0	0	0	4
Byron Dafoe	12	0	0	0	2
Shawn Bates	12	0	0	0	4
Hal Gill	12	0	0	0	14

Goaltender	GP	MINS	W-L	GA	GAA
Byron Dafoe	12	768	6-6	26	2.03

2002

Gm	Date		Opponent	Score	
CQF	Apr.	18	Montreal	L	2-5
		21	Montreal	W	6-4
		23	at Montreal	L	3-5
		25	at Montreal	W	5-2
		27	Montreal	L	1-2
		29	at Montreal	L	1-2

Player	GP	G	A	PTS	PIM
Bill Guerin	6	4	2	6	6
Joe Thornton	6	2	4	6	10
Brian Rolston	6	4	1	5	0
Glen Murray	6	1	4	5	4
Sergei Samsonov	6	2	2	4	0
P. J. Axelsson	6	2	1	3	6
Martin Lapointe	6	1	2	3	12
Nick Boynton	6	1	2	3	8
Rob Zamuner	6	0	2	2	4
Sean O'Donnell	6	0	2	2	4
Jozef Stumpel	6	0	2	2	0
P. J. Stock	6	1	0	1	19
Hal Gill	6	0	1	1	2
Don Sweeney	6	0	1	1	2
Marty McInnis	6	0	1	1	0
Dennis Bonvie	1	0	0	0	0
Jonathan Girard	1	0	0	0	2
Mike Knuble	2	0	0	0	0
Jeff Norton	3	0	0	0	5
Jamie Rivers	3	0	0	0	0
Sean Brown	4	0	0	0	2
Kyle McLaren	4	0	0	0	20
Byron Dafoe	6	0	0	0	0

Goaltender	GP	MINS	W-L	GA	GAA
Byron Dafoe	6	357	2-4	19	3.19

2003

Gm	Date		Opponent	Score	
CQF	Apr.	9	at New Jersey	L	1-2
		11	at New Jersey	L	2-4
		13	New Jersey	L	0-3
		15	New Jersey	W	5-1
		17	at New Jersey	L	0-3

Player	GP	G	A	PTS	PIM
Dan McGillis	5	3	0	3	2
Joe Thornton	5	1	2	3	4
Glen Murray	5	1	1	2	4
Brian Rolston	5	0	2	2	0
Jozef Stumpel	5	0	2	2	0
Mike Knuble	5	0	2	2	2
Sergei Samsonov	5	0	2	2	0
Bryan Berard	3	1	0	1	2
Marty McInnis	5	1	0	1	2
Martin Lapointe	5	1	0	1	14
Jonathan Girard	2	0	1	1	0

Don Sweeney	5	0	1	1	0
Ian Moran	5	0	1	1	4
Nick Boynton	5	0	1	1	4
Steve Shields	2	0	0	0	0
Jeff Hackett	3	0	0	0	0
Rob Zamuner	5	0	0	0	4
Michal Grosek	5	0	0	0	13
Hal Gill	5	0	0	0	4
P. J. Axelsson	5	0	0	0	6
Lee Goren	5	0	0	0	5

Goaltender	GP	MINS	W-L	GA	GAA
Jeff Hackett	3	179	1-2	5	1.68
Steve Shields	2	119	0-2	6	3.03

2003 NOTABLES:

• April 15, 2003: The Bruins and Devils combine for two goals in 0:08 of the third period in a 5-1 Bruins win. It is a team record for fastest two goals by both teams.

2004

Gm	Date		Opponent	Score	
CQF	Apr.	7	Montreal	W	3-0
		9	Montreal*	W	2-1
		11	at Montreal	L	2-3
		13	at Montreal*	W	4-3
		15	Montreal	L	1-5
		17	at Montreal	L	2-5
		19	Montreal	L	0-2

Player	GP	G	A	PTS	PIM
Sergei Samsonov	7	2	5	7	0
Michael Nylander	6	3	3	6	0
Sergei Gonchar	7	1	4	5	4
Patrice Bergeron	7	1	3	4	0
Glen Murray	7	2	1	3	8
Mike Knuble	7	2	0	2	0
Jiri Slegr	7	1	1	2	0
Nick Boynton	7	0	2	2	2
Andy Hilbert	5	1	0	1	0
Brian Rolston	7	1	0	1	8
Hal Gill	7	0	1	1	4
Travis Green	7	0	1	1	8
Craig MacDonald	1	0	0	0	0
Ted Donato	2	0	0	0	0
Dan McGillis	7	0	0	0	2
P. J. Axelsson	7	0	0	0	4
Rob Zamuner	7	0	0	0	0
Joe Thornton	7	0	0	0	14
Martin Lapointe	7	0	0	0	14
Sean O'Donnell	7	0	0	0	0
Andrew Raycroft	7	0	0	0	2

Goaltender	GP	MINS	W-L	GA	GAA
Andrew Raycroft	7	447	3-4	16	2.15

2004 NOTABLES:

• April 7, 2004: Andrew Raycroft records a 3-0 shutout over Montreal, becoming the first Boston rookie goaltender since Cecil "Tiny" Thompson on March 19, 1929 to record a shutout in his first NHL playoff game.
• April 9, 2004: Patrice Bergeron becomes just the fourth Bruin in team history to score his first career playoff goal with an overtime tally in a 2-1 win over Montreal.
• April 13, 2004: Mike Knuble scores the game-tying goal at 19:29 of the third period and Glen Murray nets the overtime score to give Boston a 4-3 win in Montreal.

2008

Gm	Date		Opponent	Score	
CQF	Apr.	10	at Montreal	L	1-4
		12	at Montreal*	L	2-3
		13	Montreal*	W	2-1
		15	Montreal	L	0-1
		17	at Montreal	W	5-1
		19	Montreal	W	5-4
		21	at Montreal	L	0-5

Player	GP	G	A	PTS	PIM
Marc Savard	7	1	5	6	6
David Krejci	7	1	4	5	2
Phil Kessel	4	3	1	4	2
Marco Sturm	7	2	2	4	6
Peter Schaefer	7	1	3	4	0
Andrew Ference	7	0	4	4	6
Dennis Wideman	6	0	3	3	0
Vladimir Sobotka	6	2	0	2	0
Milan Lucic	7	2	0	2	4
Shane Hnidy	7	1	1	2	9
Zdeno Chara	7	1	1	2	12
Petteri Nokelainen	7	0	2	2	4
Glen Metropolit	7	1	0	1	4
Aaron Ward	6	0	1	1	6
Mark Stuart	7	0	1	1	8
Andrew Alberts	2	0	0	0	0
Jeremy Reich	4	0	0	0	8
P. J. Axelsson	7	0	0	0	2
Shawn Thornton	7	0	0	0	6
Glen Murray	7	0	0	0	2
Tim Thomas	7	0	0	0	0

Goaltender	GP	MINS	W-L	GA	GAA
Tim Thomas	7	431	3-4	19	2.65

2008 NOTABLES:

• April 13, 2008: Marc Savard becomes just the fifth Bruin in team history to score his first career playoff goal with an overtime tally in a 2-1 win over Montreal. The win snapped an 0-12-1 winless streak vs. the Canadiens (regular season and playoffs).
• April 19, 2008: The Bruins score four goals in the third period for a 5-4 win over Montreal. It is the first time in their playoff history that Boston has forced a game seven after trailing a series one game to three.

2009

Gm	Date		Opponent	Score	
CQF	Apr.	16	Montreal	W	4-2
		18	Montreal	W	5-1
		20	at Montreal	W	4-2
		22	at Montreal	W	4-1
CSF	May	1	Carolina	W	4-1
		3	Carolina	L	0-3
		5	at Carolina*	L	2-3
		7	at Carolina	L	1-4
		10	Carolina	W	4-0
		12	at Carolina	W	4-2
		14	Carolina*	L	2-3

Player	GP	G	A	PTS	PIM
Marc Savard	11	6	7	13	4
Michael Ryder	11	5	8	13	8
Phil Kessel	11	6	5	11	4
Milan Lucic	10	3	6	9	31
David Krejci	11	2	6	8	2
Chuck Kobasew	11	3	3	6	14
Mark Recchi	11	3	3	6	2
Dennis Wideman	11	0	6	6	2
Patrice Bergeron	11	0	5	5	11
Zdeno Chara	11	1	3	4	12
Steve Montador	11	1	2	3	18
Byron Bitz	5	1	1	2	2
Shane Hnidy	7	1	0	1	0
Shawn Thornton	10	1	0	1	6
Aaron Ward	11	1	0	1	2
P. J. Axelsson	11	0	1	1	2
Tim Thomas	11	0	1	1	0
Stephane Yelle	11	0	1	1	2
Mark Stuart	11	0	1	1	7
Matt Hunwick	1	0	0	0	0
Andrew Ference	3	0	0	0	4
Blake Wheeler	8	0	0	0	0

Goaltender	GP	MINS	W-L	GA	GAA
Tim Thomas	11	681	7-4	21	1.85

2009 NOTABLES:

• Tim Thomas finishes with the league's best post-season goals against average at 1.85 and second-best save percentage at .935.
• April 22, 2009: The Bruins complete their four-game sweep of Montreal with a 4-1 win. It is their first series sweep since the 1992 Division Final vs. the Canadiens.
• May 12, 2009: The Bruins take a 4-2 win in Carolina to force a game seven for just the second time in their history when they had trailed 1-3 in a series.

2010

Gm	Date		Opponent	Score	
CQF	Apr.	15	at Buffalo	L	1-2
		17	at Buffalo	W	5-3
		19	Buffalo	W	2-1
		21	Buffalo*	W	3-2
		23	at Buffalo	L	1-4
		26	Buffalo	W	4-3
CSF	May	1	Philadelphia*	W	5-4
		3	Philadelphia	W	3-2
		5	at Philadelphia	W	4-1
		7	at Philadelphia*	L	4-5
		10	Philadelphia	L	0-4
		12	at Philadelphia	L	1-2
		14	Philadelphia	L	3-4

Player	GP	G	A	PTS	PIM
Dennis Wideman	13	1	11	12	4
Patrice Bergeron	13	4	7	11	2
Mark Recchi	13	6	4	10	6
Miroslav Satan	13	5	5	10	16
Milan Lucic	13	5	4	9	19
David Krejci	9	4	4	8	2
Zdeno Chara	13	2	5	7	29
Johnny Boychuk	13	2	4	6	4
Blake Wheeler	13	1	5	6	6
Matt Hunwick	13	0	6	6	2
Michael Ryder	13	4	1	5	2
Marc Savard	7	1	2	3	10
Vladimir Sobotka	13	0	2	2	15
Daniel Paille	13	0	2	2	2
Steve Begin	13	1	0	1	10
Andrew Ference	13	0	1	1	18
Tuukka Rask	13	0	1	1	0
Trent Whitfield	4	0	0	0	0
Mark Stuart	4	0	0	0	6
Marco Sturm	7	0	0	0	4
Adam McQuaid	9	0	0	0	6
Shawn Thornton	10	0	0	0	4

Goaltender	GP	MINS	W-L	GA	GAA
Tuukka Rask	13	830	7-6	36	2.60

2010 NOTABLES:

• The Bruins advance to the second round of post-season play in consecutive years for the first time since 1991 and 1992.
• April 15, 2010: The Bruins take 24 second period shots in a 2-1 loss in Buffalo. It is the second-highest number of shots they have taken in a playoff period.
• April 21, 2010: Miroslav Satan ends the 13th longest game in Boston playoff history with a goal at 27:41 of overtime and a 3-2 victory over the Sabres. Tuukka Rask assists on the overtime score, becoming just the second goaltender in NHL history to assist on an overtime goal.
• May 10, 2010: Philadelphia's Brian Boucher and Michael Leighton share a 4-0 shutout. It is the first shared shutout in an NHL playoff game since Mar. 22, 1955 (Montreal vs. Boston).
• May 12, 2010: Tuukka Rask stops Philadelphia's Ville Leino on a penalty shot. It is the first penalty shot in a Boston playoff game since May 18, 1990.
• May 14, 2010: The Flyers overcome an 0-3 first period deficit to take a 4-3 win in game seven of their Conference Semi-Final series. They are just the third team in NHL history to win a playoff series in which they trailed three games to none.

2011

Gm	Date		Opponent	Score	
CQF	Apr.	14	Montreal	L	0-2
		16	Montreal	L	1-3
		18	at Montreal	W	4-2
		21	at Montreal*	W	5-4
		23	Montreal*	W	2-1
		26	at Montreal	L	1-2
		27	Montreal*	W	4-3
CSF	Apr.	30	at Philadelphia	W	7-3
	May	2	at Philadelphia*	W	3-2
		4	Philadelphia	W	5-1
		6	Philadelphia	W	5-1
CF	May	14	Tampa Bay	L	2-5
		17	Tampa Bay	W	6-5
		19	at Tampa Bay	W	2-0
		21	at Tampa Bay	L	3-5
		23	Tampa Bay	W	3-1
		25	at Tampa Bay	L	4-5
		27	Tampa Bay	W	1-0
F	June	1	at Vancouver	L	0-1
		4	at Vancouver*	L	2-3
		6	Vancouver	W	8-1

June	8	Vancouver	W	4-0
	10	at Vancouver	L	0-1
	13	Vancouver	W	5-2
	15	at Vancouver	W	4-0

Player	GP	G	A	PTS	PIM
David Krejci	25	12	11	23	10
Patrice Bergeron	23	6	14	20	28
Brad Marchand	25	11	8	19	40
Nathan Horton	21	8	9	17	35
Michael Ryder	25	8	9	17	8
Mark Recchi	25	5	9	14	8
Chris Kelly	25	5	8	13	6
Milan Lucic	25	5	7	12	63
Rich Peverley	25	4	8	12	17
Dennis Seidenberg	25	1	10	11	31
Tomas Kaberle	25	0	11	11	4
Andrew Ference	25	4	6	10	37
Johnny Boychuk	25	3	6	9	12
Zdeno Chara	24	2	7	9	34
Tyler Seguin	13	3	4	7	2
Daniel Paille	25	3	3	6	4
Gregory Campbell	25	1	3	4	4
Adam McQuaid	23	0	4	4	14
Shawn Thornton	18	0	1	1	24
Shane Hnidy	3	0	0	0	7
Tim Thomas	25	0	0	0	4

Goaltender	GP	MINS	W-L	GA	GAA
Tim Thomas	25	1542	16-9	51	1.98

2011 NOTABLES:

• Tim Thomas wins the Conn Smythe Trophy as playoff MVP, joining Bobby Orr (two) as the only Bruins to win the trophy. He is later named the winner of the Vezina Trophy, becoming just the second player in NHL history to win the Stanley Cup, Conn Smythe Trophy and Vezina in the same season.
• The Bruins became the first team in NHL history to win three game sevens in one playoff year. It was the first time the Bruins had ever played more than one game seven in a single post-season.
• The Bruins set club records for games played in one playoff year (25), wins in a single post-season (16) and shutouts in one playoff year (4).
• The Bruins held the Canucks to eight goals in their Stanley Cup Final series which set an NHL record for fewest goals allowed in a seven-game series.
• David Krejci scored three of four game-winning goals in the Conference Semi-Final series vs. Philadelphia, joining Mel Hill (1939 SF) and Roy Conacher (1939 F) as the only Bruins with three game-winning goals in one best-of-seven series.
• Krejci led all post-season scorers in goals and points and his 12 goals were the most ever scored by a Czech player in one playoff year.
• April 27, 2011: Nathan Horton scores his second overtime goal of the Conference Quarter-Final series vs. Montreal as the Bruins take the series with a 4-3 game seven win. It is the first time in team history that the Bruins win a series in which they had lost the first two games.
• May 3, 2011: The Flyers put 54 shots on goal in game two of their Conference Semi-Final series but David Krejci scores at 14:00 of overtime to give Boston a 3-2 win. It is the most shots on Boston in a playoff game since Apr. 3, 1947.
• May 6, 2011: The Bruins complete the 13th best-of-seven series sweep in their history with a 5-1 win over Philadelphia in their Conference Semi-Final series and advance to the Conference Final for the first time since 1992.
• May 17, 2011: Tyler Seguin ties an NHL record for points in a playoff period as he scores two goals and adds two assists in a five-goal Boston second period vs. Tampa Bay in game two of their Conference Final series.
• May 25, 2011: David Krejci scores the first playoff hat trick by a Bruin since Apr. 25, 1991 in a 5-4 loss in Tampa Bay.
• May 27, 2011: The Bruins and Lightning play a penalty-free game and Tim Thomas makes 24 saves in a 1-0 Boston game seven win. The victory propels the Bruins into the Stanley Cup Final for the first time since 1990.
• June 4, 2011: Vancouver's Alexandre Burrows scores the fastest overtime goal in Stanley Cup Final history with a tally just 11 seconds into the extra session to give the Canucks a 3-2 win in game two.
• June 6, 2011: The Bruins take an 8-1 win over Vancouver in game three of the Final, including tying a Final record with two shorthanded goals in the game. It is their most goals scored in a playoff game since Apr. 20, 1983.
• June 8, 2011: Tim Thomas makes 38 saves for a 4-0 win over Vancouver, evening the Stanley Cup Final series at two games apiece. It is Boston's 14th win of the post-season, a club record that would be extended to 16.
• June 13, 2011: The Bruins set a Stanley Cup Final record for the fastest four goals by a team as they score four times in a 4:14 span of the first period en route to a 5-2 game six win over Vancouver. Brad Marchand scores his ninth goal of the post-season for a new team rookie record. The Bruins force their first-ever game seven in a Stanley Cup Final series.
• June 15, 2011: Tim Thomas makes 21 saves with a 4-0 win in Vancouver as the Bruins win the sixth Stanley Cup in their history. It is their second series victory of the post-season in which they had lost the first two games after entering the playoffs with an 0-26 record in that situation.

Tim Thomas became just the second player in NHL history to win the Stanley Cup, Conn Smythe Trophy and Vezina Trophy in the same year.

2012

Gm	Date		Opponent	Score	
CQF	Apr.	12	Washington*	W	1-0
		14	Washington*	L	1-2
		16	at Washington	W	4-3
		19	at Washington	L	1-2
		21	Washington	L	3-4
		22	at Washington*	W	4-3
		25	Washington*	L	1-2

Player	GP	G	A	PTS	PIM
Rich Peverley	7	3	2	5	4
Andrew Ference	7	1	3	4	0
Tyler Seguin	7	2	1	3	0
Chris Kelly	7	1	2	3	4
Brian Rolston	7	1	2	3	0
Zdeno Chara	7	1	2	3	8
Dennis Seidenberg	7	1	2	3	2
David Krejci	7	1	2	3	4
Johnny Boychuk	7	1	2	3	4
Milan Lucic	7	0	3	3	8
Benoit Pouliot	7	1	1	2	4
Brad Marchand	7	1	1	2	2
Gregory Campbell	7	0	2	2	0
Patrice Bergeron	7	0	2	2	8
Daniel Paille	7	1	0	1	2
Greg Zanon	7	0	1	1	0
Mike Mottau	2	0	0	0	0
Jordan Caron	2	0	0	0	0
Joe Corvo	5	0	0	0	0
Shawn Thornton	5	0	0	0	0
Tim Thomas	7	0	0	0	0

Goaltender	GP	MINS	W-L	GA	GAA
Tim Thomas	7	448	3-4	16	2.14

2012 NOTABLES:

• April 12, 2012: Chris Kelly snaps a scoreless tie with the game's lone goal at 1:18 of overtime for just the second playoff overtime shutout in team history and first since Mar. 23, 1935.
• April 19, 2012: The Bruins drop a 2-1 decision in Washington despite putting 45 shots on goal. That was their highest amount in a non-overtime game since Apr. 17, 1996.
• April 25, 2012: Washington's Joel Ward clinches the series for the Capitals with a score at 2:57 of overtime. It was the first time in NHL history that all games in a six- or seven-game playoff series had been decided by one goal.

2013

Gm	Date		Opponent	Score	
CQF	May	1	Toronto	W	4-1
		4	Toronto	L	2-4
		6	at Toronto	W	5-2
		8	at Toronto*	W	4-3
		10	Toronto	L	1-2
		12	at Toronto	L	1-2
		13	Toronto*	W	5-4
CSF	May	16	NY Rangers*	W	3-2
		19	NY Rangers	W	5-2
		21	at NY Rangers	W	2-1
		23	at NY Rangers*	L	3-4
		25	NY Rangers	W	3-1
CF	June	1	at Pittsburgh	W	3-0
		3	at Pittsburgh	W	6-1
		5	Pittsburgh*	W	2-1
		7	Pittsburgh	W	1-0
F	June	12	at Chicago*	L	3-4
		15	at Chicago*	W	2-1
		17	Chicago	W	2-0
		19	Chicago*	L	5-6
		22	at Chicago	L	1-3
		24	Chicago	L	2-3

Player	GP	G	A	PTS	PIM
David Krejci	22	9	17	26	14
Nathan Horton	22	7	12	19	14
Milan Lucic	22	7	12	19	14
Patrice Bergeron	22	9	6	15	13
Zdeno Chara	22	3	12	15	20
Brad Marchand	22	4	9	13	21
Jaromir Jagr	22	0	10	10	8
Daniel Paille	22	4	5	9	0
Tyler Seguin	22	1	7	8	4
Johnny Boychuk	22	6	1	7	10
Gregory Campbell	15	3	4	7	11
Torey Krug	15	4	2	6	0
Adam McQuaid	22	2	2	4	10
Shawn Thornton	22	0	4	4	18
Chris Kelly	22	2	1	3	19
Dougie Hamilton	7	0	3	3	0
Rich Peverley	21	2	0	2	12
Wade Redden	5	1	1	2	0
Matt Bartkowski	7	1	1	2	4
Andrew Ference	14	0	2	2	4
Dennis Seidenberg	18	0	1	1	4
Carl Soderberg	2	0	0	0	0
Kaspars Daugavins	6	0	0	0	2
Tuukka Rask	22	0	0	0	0

Goaltender	GP	MINS	W-L	GA	GAA
Tuukka Rask	22	1466	14-8	48	1.88

2013 NOTABLES:

• David Krejci leads the NHL in post-season scoring for the second time in three years and the Krejci-Nathan Horton-Milan Lucic line sets a club mark for points by a line in one playoff year with 64 combined.
• May 8, 2013: David Krejci records a hat trick and Zdeno Chara has four assists in a 4-3 overtime win in Toronto.
• May 13, 2013: The Bruins become the first team in NHL history to overcome a three-goal third period deficit to win a playoff game as they come back from 4-1 behind to take a 5-4 overtime win. Patrice Bergeron scores both the GTG at 19:09 of regulation and the overtime winner.
• June 7, 2013: Tuukka Rask makes 26 saves for a 1-0 win as the Bruins notch the 14th sweep of a seven-game series in their history and advance to the Stanley Cup Final for the second time in three post-seasons. The Bruins set a club mark for fewest goals allowed (2) in a four-game series.
• June 12, 2013: The Bruins drop a 4-3 decision in Chicago as the teams play the fifth-longest game in Stanley Cup Final history and fourth-longest overall in club playoff history which ends when Chicago's Andrew Shaw scores at 52:08 of overtime. The Blackhawks outshoot the Bruins by a 63-54 margin which is an official club record for shots against in a playoff game.
• June 19, 2013: Tuukka Rask extends his home playoff shutout streak to 193:16 spanning parts of four games which is a club playoff record.

2014

Gm	Date		Opponent	Score	
Rd 1	Apr.	18	Detroit	L	0-1
		20	Detroit	W	4-1
		22	at Detroit	W	2-0
		24	at Detroit*	W	3-2
		26	Detroit	W	4-2
Rd 2	May	1	Montreal*	L	3-4
		3	Montreal	W	5-3
		6	at Montreal	L	2-4
		8	at Montreal*	W	1-0
		10	Montreal	W	4-2

PLAYOFF SCORING & RESULTS

May	12	at Montreal	L	0-4
	14	Montreal	L	1-3

Player	GP	G	A	PTS	PIM
Torey Krug	12	2	8	10	6
Patrice Bergeron	12	3	6	9	4
Jarome Iginla	12	5	2	7	12
Milan Lucic	12	4	3	7	4
Dougie Hamilton	12	2	5	7	14
Carl Söderberg	12	1	5	6	2
Reilly Smith	12	4	1	5	0
Loui Eriksson	12	2	3	5	4
Brad Marchand	12	0	5	5	18
Zdeno Chara	12	2	2	4	14
David Krejci	12	0	4	4	4
Johnny Boychuk	12	1	1	2	2
Matt Fraser	4	1	1	2	0
Kevan Miller	11	0	2	2	8
Andrej Meszaros	4	0	2	2	2
Justin Florek	6	1	0	1	4
Daniel Paille	7	1	0	1	2
Jordan Caron	7	1	0	1	4
Matt Bartkowski	8	0	1	1	10
Shawn Thornton	12	0	1	1	4
Corey Potter	1	0	0	0	0
Gregory Campbell	12	0	0	0	4
Tuukka Rask	12	0	0	0	2

Goaltender	GP	MINS	W-L	GA	GAA
Tuukka Rask	12	753	7-5	25	1.99

2014 NOTABLES:

- The Bruins held the Red Wings to six goals in their round one series which tied their club record for fewest goals allowed in a five-game series.
- Boston's round one series vs. Detroit featured Boston's Reilly Smith playing against his brother Brendan of the Red Wings, becoming the sixth Bruin to face his sibling in a playoff series.
- May 8, 2014: Matt Fraser became the sixth Bruin in club history to score his first career playoff goal in overtime when he tallied 1:19 into OT for a 1-0 win. He also became the first player in history to score overtime goals in both the AHL and NHL in the same playoff year.

THE LAST TIME ... PLAYOFFS

BRUINS TEAM

Series Sweep ..... 4-0 vs. Pittsburgh, 2013 (CF)
Home Shutout ..... 2-0 vs. Chicago, June 17, 2013 (F)
Road Shutout ..... 1-0/OT at Montreal, May 8, 2014 (Rd 2)
Consecutive Shutouts ..... April 2, 1969 (10-0) & April 3, 1969 (7-0) vs. Toronto (QF)
Eight-Goal Game ..... 8-1 vs. Vancouver, June 6, 2011 (F)
Nine-Goal Game ..... 9-0 vs. Buffalo, April 20, 1983 (DF)
Ten-Goal Game ..... 10-2 vs. St. Louis, April 20, 1972 (SF)
Eight-Goal Decision ..... 10-2 vs. St. Louis, April 20, 1972 (SF)
Nine-Goal Decision ..... 9-0 vs. Buffalo, April 20, 1983 (DF)
Ten-Goal Decision ..... 10-0 vs. Toronto, April 2, 1969 (QF)
Four-Goal Period ..... Third vs. Montreal, May 3, 2014 (Rd 2)
Five-Goal Period ..... Second vs. Tampa Bay, May 17, 2011 (CF)
Six-Goal Period ..... Third vs. Hartford, April 11, 1991 (DSF)
Four-Plus Power Play Goals ..... 4 vs. Hartford, April 11, 1991 (DSF)
Two-Plus Shorthanded Goals ..... 2 vs. Vancouver, June 6, 2011 (F)
Two Shorthanded Goals, Same Penalty ..... 2 vs. NY Rangers, April 30, 1972 (F)
Penalty-Free Game ..... May 27, 2011 vs. Tampa Bay (CF)
50+ Shot Game ..... 51 vs. Montreal, May 1, 2014 (Rd 2)
60+ Shot Game ..... 61 vs. Montreal, April 25, 1994
20+ Shot Period ..... 24, Second at Buffalo, April 15, 2010 (CQF)
Three-Plus Goal Comeback ..... May 13, 2013 vs. Toronto (CQF) Trailed 1-4 in third period & won 5-4/OT
Three-Plus Goal Blown Lead ..... May 21, 2011 at Tampa Bay (CF) Led 3-0 in second period & lost 3-5

OPPONENT TEAM

Series Sweep ..... 0-4 vs.Buffalo, 1993 (DSF)
Home Shutout ..... 0-1 vs. Detroit, April 18, 2014 (Rd 1)
Road Shutout ..... 0-4 at Montreal, May 12, 2014 (Rd 2)
Consecutive Shutouts ..... May 7, 1995 (0-5) & May 8, 1995 (0-3) vs. New Jersey (CQF)
Eight-Goal Game ..... 4-8 vs. NY Islanders, May 7, 1983 (SF)
Nine-Goal Game ..... 3-9 at Buffalo, April 29, 1992 (DSF)
Seven-Goal Decision ..... 1-8 at Montreal, March 25, 1954 (SF)
Four-Goal Period ..... Second at Buffalo, April 29, 1992 (DSF)
Five-Goal Period ..... Third vs. NY Islanders, May 3, 1983 (SF)
Six-Goal Period ..... Second at Toronto, March 26, 1936 (QF)
Four-Plus Power Play Goals ..... 4 at Buffalo, April 29, 1992 DSF)
Two-Plus Shorthanded Goals ..... 2 vs. Buffalo, April 5, 1989 (DSF)
Penalty-Free Game ..... May 27, 2011 vs. Tampa Bay (CF)
50+ Shot Game ..... 63 at Chicago, June 12, 2013 (F)
20+ Shot Period ..... 22, Third at Philadelphia, May 2, 2011 (CSF)
Three-Plus Goal Comeback ..... May 21, 2011 at Tampa Bay (CF) Trailed 0-3 in second period & won 5-3
Three-Plus Goal Blown Lead ..... May 13, 2013 vs. Toronto (CQF) Led 4-1 in third period & lost 4-5/OT

BRUINS INDIVIDUAL

Hat Trick ..... David Krejci vs. Toronto, May 8, 2013 (CQF)
Home Shutout ..... Tuukka Rask vs. Chicago, June 17, 2013 (F)
Road Shutout ..... Tuukka Rask at Montreal, May 8, 2014 (Rd 2)
Penalty Shot ..... Peter McNab (No Goal) vs. Minnesota, April 9, 1981 (PS)
Four-Goal Game ..... Phil Esposito vs. Toronto, April 2, 1969 (QF)
Four-Assist Game ..... Zdeno Chara vs. Toronto, May 8, 2013 (CQF)
Five-Assist Game ..... Don McKenney vs. NY Rangers, April 5, 1958 (SF)
Four-Point Game ..... Zdeno Chara, 0-4=4 vs. Toronto, May 8, 2013 (CQF)
Five-Point Game ..... Vladimir Ruzicka, 1-4=5 vs. Pittsburgh, May 3, 1991 (SF)
Six-Point Game ..... Rick Middleton, 2-4=6 vs. Buffalo, April 18, 1983 (DF)
Home Overtime Goal ..... Patrice Bergeron, 35:19 vs. Pittsburgh, June 5, 2013 (CF)
Road Overtime Goal ..... Matt Fraser, 1:19 at Montreal, May 8, 2014 (Rd 2)
Six-Plus Shot Period ..... Brian Rolston, 6 in first vs. Montreal, April 21, 2002 (CQF)
Ten-Plus Shot Game ..... Ray Bourque, 10 at Carolina, April 30, 1999 (CQF)

OPPONENT INDIVIDUAL

Hat Trick ..... Kevin Stevens, vs. Pittsburgh, May 21, 1992 (SF)
Home Shutout ..... Jimmy Howard, vs. Detroit, April 18, 2014 (Rd 1)
Road Shutout ..... Carey Price, at Montreal, May 12, 2014 (Rd 2)
Penalty Shot ..... Ville Leino (No Goal) at Philadelphia, May 12, 2010 (CSF)
Four-Goal Game ..... Kevin Stevens, vs. Pittsburgh, May 21, 1992 (SF)
Four-Assist Game ..... Matt Carle, at Philadelphia, May 7, 2010 (CSF)
Four-Point Game ..... Matt Carle, 0-4=4 at Philadelphia, May 7, 2010 (CSF)
Five-Point Game ..... Kevin Stevens, 2-3=5 vs. Pittsburgh, May 9, 1991 (SF)
Six-Point Game ..... Dickie Moore, 2-4=6 at Montreal, March 25, 1954 (SF)
Home Overtime Goal ..... P. K. Subban, 24:17 vs. Montreal, May 1, 2014 (Rd 2)
Road Overtime Goal ..... Andrew Shaw, 52:08 at Chicago, June 12, 2013 (F)
Six-Plus Shot Period ..... John Tucker, 7 in second at Buffalo, April 9, 1988 (DSF)
Ten-Plus Shot Game ..... Evgeni Malkin, 10 vs. Pittsburgh, June 5, 2013 (CF)

HISTORY

PRESIDENTS

Charles F. Adams ..... Nov. 1, 1924 to 1936
Weston W. Adams, Sr. ..... 1936 to 1951
Walter A. Brown ..... 1951 to Sept. 1964
Weston W. Adams, Sr. ..... Sept. 1964 to Mar. 30, 1969
Weston W. Adams, Jr. ..... Mar. 31, 1969 to Sept. 30, 1975
Paul A. Mooney ..... Oct. 1, 1975 to Mar. 24, 1987
William D. Hassett, Jr. ..... Mar. 24, 1987 to Dec. 1, 1988
Harry Sinden ..... Dec. 1, 1988 to Aug. 9, 2006
Cam Neely ..... June 16, 2010 to present

Credit Steve Babineau/Boston Bruins

Cam Neely became the eighth President in Bruins history when he was named to the position on June 16, 2010.

GENERAL MANAGERS

Arthur Ross ..... Nov. 1, 1924 to 1953-54
Lynn Patrick ..... 1953-54 to 1964-65
Leighton "Hap" Emms ..... 1965-66 to 1966-67
Milt Schmidt ..... 1967-68 to 1971-72
Harry Sinden ..... Oct. 5, 1972 to Nov. 1, 2000
Mike O'Connell ..... Nov. 1, 2000 to Mar. 25, 2006
Peter Chiarelli ..... May 26, 2006 to present

Credit Dave Sandford/Getty Images

Bruins General Manager Peter Chiarelli has a 345-206-71 record and .612 win percentage in his eight seasons at the helm.

COACHES

Arthur Ross ..... 1924-25 to 1933-34
Frank Patrick ..... 1934-35 to 1935-36
Arthur Ross ..... 1936-37 to 1938-39
Ralph "Cooney" Weiland ..... 1939-40 to 1940-41
Arthur Ross ..... 1941-42 to 1944-45
Aubrey "Dit" Clapper ..... 1945-46 to 1948-49
George Boucher 1949-50
Lynn Patrick ..... 1950-51 to Dec. 25, 1954
Milt Schmidt ..... Dec. 25, 1954 to 1960-61
Phil Watson ..... 1961-62 to 1962-63
Milt Schmidt ..... 1962-63 to 1965-66
Harry Sinden ..... 1966-67 to 1969-70
Tom Johnson ..... 1970-71 to Feb. 5, 1973
Bep Guidolin ..... Feb. 5, 1973 to 1973-74
Don Cherry ..... 1974-75 to 1978-79
Fred Creighton ..... July 5, 1979 to Mar. 22, 1980
Harry Sinden ..... Mar. 22, 1980 to Apr. 22, 1980
Gerry Cheevers ..... July 7, 1980 to Feb. 13, 1985
Harry Sinden ..... Feb. 13, 1985 to Apr. 16, 1985
Butch Goring ..... May 6, 1985 to Nov. 5, 1986
Terry O'Reilly ..... Nov. 5, 1986 to May 1, 1989
Mike Milbury ..... May 16, 1989 to May 30, 1991
Rick Bowness ..... June 4, 1991 to June 8, 1992
Brian Sutter ..... June 9, 1992 to May 17, 1995
Steve Kasper ..... May 25, 1995 to April 18, 1997
Pat Burns ..... May 21, 1997 to Oct. 25, 2000
Mike Keenan ..... Oct. 25, 2000 to Apr. 12, 2001
Robbie Ftorek ..... May 9, 2001 to Mar. 19, 2003
Mike O'Connell ..... Mar. 19, 2003 to Apr. 17, 2003
Mike Sullivan ..... June 23, 2003 to June 27, 2006
Dave Lewis ..... June 29, 2006 to June 15, 2007
Claude Julien ..... June 21, 2007 to present

Claude Julien is in his eighth season behind the Boston bench which ranks second among NHL coaches with their current teams.

CAPTAINS

No Captain 1924-25
Sprague Cleghorn ..... 1925-26 to 1926-27
Lionel Hitchman ..... 1927-28 to 1930-31
George Owen 1931-32
Aubrey "Dit" Clapper ..... 1932-33 to 1937-38
Ralph "Cooney" Weiland 1938-39
Aubrey "Dit" Clapper ..... 1939-40 to 1946-47
John Crawford ..... 1946-47 to 1949-50
Milt Schmidt ..... 1950-51 to 1953-54
Ed Sandford 1954-55
Ferny Flaman ..... 1955-56 to 1960-61
Don McKenney ..... 1961-62 to 1962-63
Leo Boivin ..... 1963-64 to 1965-66
John Bucyk 1966-67
No Captain ..... 1967-68 to 1972-73
John Bucyk ..... 1973-74 to 1976-77
Wayne Cashman ..... 1977-78 to 1982-83
Terry O'Reilly ..... 1983-84 to 1984-85
Rick Middleton & Ray Bourque ..... 1985-86 to 1987-88
Ray Bourque ..... 1988-89 to Mar. 6, 2000
No Captain ..... Mar. 7, 2000 to Nov. 7, 2000
Jason Allison ..... Nov. 8, 2000 to Oct. 24, 2001
No Captain ..... Oct. 25, 2001 to Oct. 7, 2002
Joe Thornton ..... Oct. 8, 2002 to Nov. 30, 2005
No Captain ..... Dec. 1, 2005 to Oct. 2, 2006
Zdeno Chara ..... Oct. 3, 2006 to present

ALL-TIME TOP 20 SCORERS

		Regular Season					Playoffs				
Rank	**Player**	**GP**	**G**	**A**	**PTS**	**PIM**	**GP**	**G**	**A**	**PTS**	**PIM**
1	Ray Bourque	1,518	395	1,111	**1,506**	1,089	180	36	125	161	151
2	John Bucyk	1,436	545	794	**1,339**	436	109	40	60	100	34
3	Phil Esposito	625	459	553	**1,012**	512	71	46	56	102	86
4	Rick Middleton	881	402	496	**898**	124	111	45	55	100	17
5	Bobby Orr	631	264	624	**888**	924	74	26	66	92	107
6	Wayne Cashman	1,027	277	516	**793**	1,041	145	31	57	88	250
7	Ken R. Hodge	652	289	385	**674**	620	86	34	47	81	108
8	Terry O'Reilly	891	204	402	**606**	2,095	108	25	42	67	335
9	Cam Neely	524	344	246	**590**	921	86	55	32	87	160
10	Peter McNab	595	263	324	**587**	111	79	38	37	75	16
11	Milt Schmidt	776	229	346	**575**	466	86	24	25	49	60
12	Bill Cowley	508	190	346	**536**	133	64	12	34	46	22
13	Adam Oates	368	142	357	**499**	123	42	11	37	48	20
14	Patrice Bergeron	659	183	312	**495**	223	95	23	43	66	66
15	Don Marcotte	868	230	254	**484**	317	132	34	27	61	81
16	Keith Crowder	607	219	258	**477**	1,261	78	13	22	35	209
17	Dit Clapper	833	228	246	**474**	252	82	13	17	30	46
18	Don McKenney	592	195	267	**462**	189	34	13	20	33	8
19	Joe Thornton	532	169	285	**454**	617	35	6	12	18	41
20	Jean Ratelle	419	155	295	**450**	84	58	23	33	56	10

Pictured, left to right:

Bruins Hall of Famers John Bucyk, Phil Esposito, Ray Bourque, Bobby Orr and Milt Schmidt all rank among the team's lifetime scoring leaders.

Credit Steve Babineau/Boston Bruins

TOP TEN LEADERS BY CATEGORY

SEASONS

John Bucyk 21
Ray Bourque 21
Dit Clapper 20
Milt Schmidt 16
Wayne Cashman 16
Woody Dumart 15
Don Sweeney 15
Eddie Shore 14
Don Marcotte 13
Terry O'Reilly 13
Gary Doak 13

GAMES

Ray Bourque 1,518
John Bucyk 1,436
Don Sweeney 1,052
Wayne Cashman 1,027
Terry O'Reilly 891
Rick Middleton 881
Don Marcotte 868
Dallas Smith 861
Dit Clapper 833
P. J. Axelsson 797

GOALS

John Bucyk 545
Phil Esposito 459
Rick Middleton 402
Ray Bourque 395
Cam Neely 344
Ken R. Hodge 289
Wayne Cashman 277
Bobby Orr 264
Peter McNab 263
Don Marcotte 230

ASSISTS

Ray Bourque 1,111
John Bucyk 794
Bobby Orr 624
Phil Esposito 553
Wayne Cashman 516
Rick Middleton 496
Terry O'Reilly 402
Ken R. Hodge 385
Adam Oates 357
Bill Cowley 346
Milt Schmidt 346

PENALTY MINUTES

Terry O'Reilly 2,095
Mike Milbury 1,552
Keith Crowder 1,261
Ray Bourque 1,089
Wayne Cashman 1,041
Eddie Shore 1,038
Ted Green 1,029
Ferny Flaman 1,002
Lyndon Byers 959
Dallas Smith 934

SHUTOUTS

Cecil Thompson 74
Frank Brimsek 35
Tim Thomas 31
Ed Johnston 27
Gerry Cheevers 26
Byron Dafoe 25
Jim Henry 23
Tuukka Rask 23
Hal Winkler 19
Gilles Gilbert 16

COACHING GAMES

Art Ross 772
Milt Schmidt 726
Claude Julien 540
Don Cherry 400
Gerry Cheevers 376
Harry Sinden 327
Lynn Patrick 310
Pat Burns 254
Dit Clapper 230
Terry O'Reilly 227

COACHING WINS

Art Ross 387
Claude Julien 310
Milt Schmidt 245
Don Cherry 231
Gerry Cheevers 204
Harry Sinden 153
Tom Johnson 142
Brian Sutter 120
Lynn Patrick 117
Terry O'Reilly 115

COACHING WIN %AGE

Tom Johnson ..... .738
Bep Guidolin ..... .736
Cooney Weiland ..... .698
Don Cherry ..... .658
Fred Creighton ..... .637
Claude Julien ..... .634
Mike Milbury ..... .628
Brian Sutter ..... .609
Gerry Cheevers ..... .604
Robbie Ftorek ..... .577

TOP TEN LEADERS BY POSITION

CENTERS

GAMES

Milt Schmidt	776
Patrice Bergeron	659
Phil Esposito	625
Peter McNab	595
Don McKenney	592
Steve Kasper	564
Joe Thornton	532
Fleming Mackell	513
Bill Cowley	508
David Krejci	504

GOALS

Phil Esposito	459
Peter McNab	263
Milt Schmidt	229
Don McKenney	195
Bill Cowley	190
Patrice Bergeron	183
Joe Thornton	169
Barry Pederson	166
Gregg Sheppard	155
Jean Ratelle	155

ASSISTS

Phil Esposito	553
Adam Oates	357
Milt Schmidt	346
Bill Cowley	346
Peter McNab	324
Patrice Bergeron	312
Jean Ratelle	295
Joe Thornton	285
Fred Stanfield	274
David Krejci	268

POINTS

Phil Esposito	1,012
Peter McNab	587
Milt Schmidt	575
Bill Cowley	536
Adam Oates	499
Patrice Bergeron	495
Don McKenney	462
Joe Thornton	454
Jean Ratelle	450
Barry Pederson	417

Phil Esposito

RIGHT WINGS

GAMES

Terry O'Reilly	891
Rick Middleton	881
Dit Clapper	833
Ed Westfall	727
Jerry Toppazzini	659
Ken R. Hodge	652
Keith Crowder	607
Leo Labine	571
Glen Murray	570
John Peirson	545

GOALS

Rick Middleton	402
Cam Neely	344
Ken R. Hodge	289
Dit Clapper	228
Keith Crowder	219
Glen Murray	209
Terry O'Reilly	204
John McKenzie	169
John Peirson	153
Jerry Toppazzini	148

ASSISTS

Rick Middleton	496
Terry O'Reilly	402
Ken R. Hodge	385
Keith Crowder	258
Cam Neely	246
Dit Clapper	246
John McKenzie	227
Jerry Toppazzini	216
Ed Westfall	213
Leo Labine	180
Glen Murray	180

POINTS

Rick Middleton	898
Ken R. Hodge	674
Terry O'Reilly	606
Cam Neely	590
Keith Crowder	477
Dit Clapper	474
John McKenzie	396
Glen Murray	389
Jerry Toppazzini	364
Ed Westfall	339

Rick Middleton

LEFT WINGS

GAMES

John Bucyk	1,436
Wayne Cashman	1,027
Don Marcotte	868
P. J. Axelsson	797
Woody Dumart	772
Doug Mohns	710
Ted Donato	528
Steve Heinze	515
Sergei Samsonov	514
Ed Sandford	441

GOALS

John Bucyk	545
Wayne Cashman	277
Don Marcotte	230
Woody Dumart	211
Sergei Samsonov	164
Herb Cain	140
Steve Heinze	131
Vic Stasiuk	125
Ted Donato	119
Doug Mohns	118

ASSISTS

John Bucyk	794
Wayne Cashman	516
Don Marcotte	254
Doug Mohns	229
Woody Dumart	218
Sergei Samsonov	212
P. J. Axelsson	184
Vic Stasiuk	166
Ted Donato	147
Milan Lucic	142

POINTS

John Bucyk	1,339
Wayne Cashman	793
Don Marcotte	484
Woody Dumart	429
Sergei Samsonov	376
Doug Mohns	347
Vic Stasiuk	291
P. J. Axelsson	287
Ted Donato	266
Herb Cain	259

John Bucyk

DEFENSEMEN

GAMES

Ray Bourque	1,518
Don Sweeney	1,052
Dallas Smith	861
Dit Clapper	833
Mike Milbury	754
Leo Boivin	717
Doug Mohns	710
Ferny Flaman	682
Bobby Orr	631
Hal Gill	626

GOALS

Ray Bourque	395
Bobby Orr	264
Dit Clapper	228
Doug Mohns	118
Zdeno Chara	104
Eddie Shore	103
Brad Park	100
Bill Hollett	84
Glen Wesley	77
Mike O'Connell	70

ASSISTS

Ray Bourque	1,111
Bobby Orr	624
Brad Park	317
Dallas Smith	248
Dit Clapper	246
Zdeno Chara	239
Glen Wesley	230
Doug Mohns	229
Don Sweeney	210
Ted Green	206

POINTS

Ray Bourque	1,506
Bobby Orr	888
Dit Clapper	474
Brad Park	417
Doug Mohns	347
Zdeno Chara	343
Glen Wesley	307
Dallas Smith	302
Eddie Shore	279
Mike O'Connell	268

Ray Bourque

GOALTENDERS

GAMES

Cecil Thompson	468
Frank Brimsek	444
Ed Johnston	444
Gerry Cheevers	416
Tim Thomas	378
Byron Dafoe	283
Gilles Gilbert	277
Andy Moog	261
Jim Henry	237
Tuukka Rask	196

MINUTES PLAYED

Cecil Thompson	28,948
Frank Brimsek	27,010
Ed Johnston	25,747
Gerry Cheevers	24,274
Tim Thomas	21,792
Byron Dafoe	16,365
Gilles Gilbert	15,915
Andy Moog	15,056
Jim Henry	14,172
Tuukka Rask	11,180

GOALS AGAINST AVG

Hal Winkler	1.56
Cecil Thompson	1.99
Tuukka Rask	2.11
Byron Dafoe	2.30
Tim Thomas	2.48
Terry Sawchuk	2.57
Jim Henry	2.57
Frank Brimsek	2.58
Andrew Raycroft	2.62
Ross Brooks	2.64

Note -- minimum 50 games

WINS

Cecil Thompson	252
Frank Brimsek	230
Gerry Cheevers	229
Tim Thomas	196
Ed Johnston	180
Gilles Gilbert	155
Andy Moog	136
Byron Dafoe	132
Tuukka Rask	102
Jim Henry	93

Cecil "Tiny" Thompson

TOP TEN LEADERS BY BIRTH COUNTRY

CANADIAN-BORN

GAMES

Ray Bourque	1,518
John Bucyk	1,436
Don Sweeney	1,052
Wayne Cashman	1,027
Terry O'Reilly	891
Rick Middleton	881
Don Marcotte	868
Dallas Smith	861
Dit Clapper	833
Milt Schmidt	776

GOALS

John Bucyk	545
Phil Esposito	459
Rick Middleton	402
Ray Bourque	395
Cam Neely	344
Wayne Cashman	277
Bobby Orr	264
Peter McNab	263
Don Marcotte	230
Milt Schmidt	229

ASSISTS

Ray Bourque	1,111
John Bucyk	794
Bobby Orr	624
Phil Esposito	553
Wayne Cashman	516
Rick Middleton	496
Terry O'Reilly	402
Adam Oates	357
Bill Cowley	346
Milt Schmidt	346

POINTS

Ray Bourque	1,506
John Bucyk	1,339
Phil Esposito	1,012
Rick Middleton	898
Bobby Orr	888
Wayne Cashman	793
Terry O'Reilly	606
Cam Neely	590
Peter McNab	587
Milt Schmidt	575

U. S.-BORN

GAMES

Mike Milbury	754
Hal Gill	626
Ted Donato	528
Steve Heinze	515
Frank Brimsek	444
Mike O'Connell	424
Tom Williams	390
Bob Sweeney	382
Tim Thomas	378
Brian Rolston	359

GOALS

Steve Heinze	131
Ted Donato	119
Brian Rolston	104
Tom Fergus	98
Tom Williams	96
Craig Janney	85
Bob Sweeney	81
Steve Leach	76
Mike O'Connell	70
Bill Guerin	69

ASSISTS

Craig Janney	198
Mike O'Connell	198
Mike Milbury	189
Ted Donato	147
Brian Rolston	147
Tom Fergus	138
Tom Williams	136
Bob Sweeney	112
Steve Heinze	108
Steve Leach	83

POINTS

Craig Janney	283
Mike O'Connell	268
Ted Donato	266
Brian Rolston	251
Steve Heinze	239
Mike Milbury	238
Tom Fergus	236
Tom Williams	232
Bob Sweeney	193
Steve Leach	159

NON-NORTH AMERICAN-BORN

GAMES

Kenneth R. Hodge	England	652
Zdeno Chara	Slovakia	602
Sergei Samsonov	Russia	514
David Krejci	Czech Republic	504
Jozef Stumpel	Slovakia	424
Marco Sturm	Germany	302
John 'Red' Beattie	England	287
Byron Dafoe	England	283
Dennis Seidenberg	Germany	212
Michael Thelven	Sweden	207

GOALS

Kenneth R. Hodge	England	289
Sergei Samsonov	Russia	164
David Krejci	Czech Republic	110
Marco Sturm	Germany	106
Zdeno Chara	Slovakia	104
Jozef Stumpel	Slovakia	75
Vladimir Ruzicka	Czech Republic	66
Dmitri Khristich	Ukraine	58
John 'Red' Beattie	England	58
Dmitri Kvartalnov	Russia	42

ASSISTS

Kenneth R. Hodge	England	385
David Krejci	Czech Republic	268
Zdeno Chara	Slovakia	239
Sergei Samsonov	Russia	212
Jozef Stumpel	Slovakia	206
Marco Sturm	Germany	87
Michael Thelven	Sweden	80
Dmitri Khristich	Ukraine	79
John 'Red' Beattie	England	79
Vladimir Ruzicka	Czech Republic	66

POINTS

Kenneth R. Hodge	England	674
David Krejci	Czech Republic	378
Sergei Samsonov	Russia	376
Zdeno Chara	Slovakia	343
Jozef Stumpel	Slovakia	281
Marco Sturm	Germany	193
Dmitri Khristich	Ukraine	137
John 'Red' Beattie	England	137
Vladimir Ruzicka	Czech Republic	132
Michael Thelven	Sweden	100

FATHER-SON & BROTHER COMBINATIONS

FATHERS & SONS:

BENNETT - Harvey ('44-45) and Bill ('78-79)
BOURQUE - Ray ('79-00) and Chris ('12-13)
DeMARCO - Albert G. ('42-44) and Albert T. ('78-79)
GRAHAME - Ron ('77-78) and John ('99-03)
HODGE - Ken R. ('67-76) and Ken D. ('90-92)

BROTHERS:

CHERRY - Don ('54-54) and Dick ('56-57)
COOK - Alex 'Bud' ('31-32) and Fred 'Bun' ('36-37)
CROWDER - Keith ('80-89) and Bruce ('81-84)
HARRIS - Fred 'Smokey' ('24-25) and Henry ('30-31)
HILLMAN - Floyd ('56-57) and (Larry ('57-60)
JACKSON - Art ('37-38; '39-45) and Harvey ('41-44)
JERWA - Frank ('31-35) and Joe ('31-32; '33-34; '36-37)
PETTINGER - Eric ('28-29) and Gordon ('37-40)
QUACKENBUSH - Bill ('49-56) and Max ('50-51)
ROBERTS - Doug ('71-74) and Gord ('92-94)
SCHOCK - Ron ('63-67) and Danny ('69-71)
SHILL - Jack ('34-35) and Bill ('42-43; '45-47)
SIGALET - Jordan ('05-06) and Jonathan ('06-07)
TAYLOR - Tim ('97-99) and Chris ('98-99)
TOPPAZZINI - Zellio ('48-51); and Jerry ('52-54; '55-64)

BOSTON BRUINS ALL-STARS

The following Bruins have been named to the NHL All-Star Teams by the Professional Hockey Writers Association since its inception in 1930-31.

FIRST TEAM

GOALTENDERS
Cecil "Tiny" Thompson (2) 1935-36; 1937-38
Frank Brimsek (2) 1938-39; 1941-42
Tim Thomas (2) 2008-09, 2010-11
Pete Peeters (1) 1982-83
Tuukka Rask (1) 2013-14

DEFENSEMEN
Ray Bourque (12) 1979-80; 1981-82; 1983-84; 1984-85; 1986-87; 1987-88; 1989-90; 1990-91; 1991-92; 1992-93; 1993-94; 1995-96
Bobby Orr (8) 1967-68; 1968-69; 1969-70; 1970-71; 1971-72; 1972-73; 1973-74; 1974-75
Eddie Shore (7) 1930-31; 1931-32; 1932-33; 1934-35; 1935-36; 1937-38; 1938-39
Aubrey "Dit" Clapper (3) 1938-39; 1939-40; 1940-41
Brad Park (2) 1975-76; 1977-78
Zdeno Chara (2) 2008-09; 2013-14
Albert "Babe" Siebert (1) 1935-36
John Crawford (1) 1945-46
Bill Quackenbush (1) 1950-51

CENTERS
Phil Esposito (6) 1968-69; 1969-70; 1970-71; 1971-72; 1972-73; 1973-74
Bill Cowley (4) 1937-38; 1940-41; 1942-43; 1943-44
Milt Schmidt (3) 1939-40; 1946-47; 1950-51
Fleming Mackell (1) 1952-53

LEFT WINGS
John Bucyk (1) 1970-71

RIGHT WINGS
Ken R. Hodge (2) 1970-71; 1973-74

COACHES
Ralph "Cooney" Weiland (1) 1940-41
Art Ross (1) 1938-39

SECOND TEAM

GOALTENDERS
Frank Brimsek (6) 1939-40; 1940-41; 1942-43; 1945-46; 1946-47; 1947-48
Cecil "Tiny" Thompson (2) 1930-31; 1934-35
Jim Henry (1) 1951-52
Byron Dafoe (1) 1998-99

DEFENSEMEN
Ray Bourque (6) 1980-81; 1982-83; 1985-86; 1988-89; 1994-95; 1998-99
Aubrey "Dit" Clapper (3) 1930-31; 1934-35; 1943-44
Ferny Flaman (3) 1954-55; 1956-57; 1957-58
Zdeno Chara (3) 2007-08, 2010-11, 2011-12
Eddie Shore (1) 1933-34
John Crawford (1) 1942-43
Bill Hollett (1) 1942-43
Bill Quackenbush (1) 1952-53
Bobby Orr (1) 1966-67
Ted Green (1) 1968-69

CENTERS
Phil Esposito (2) 1967-68; 1974-75
Bill Cowley (1) 1944-45
Milt Schmidt (1) 1951-52
Bronco Horvath (1) 1959-60
Joe Thornton (1) 2002-03

LEFT WINGS
Woody Dumart (3) 1939-40; 1940-41; 1946-47
Herb Cain (1) 1943-44
Ed Sandford (1) 1953-54
Real Chevrefils (1) 1956-57
John Bucyk (1) 1967-68
Wayne Cashman (1) 1973-74

RIGHT WINGS
Bobby Bauer (4) 1938-39; 1939-40; 1940-41; 1946-47
Cam Neely (4) 1987-88; 1989-90; 1990-91; 1993-94
John McKenzie (1) 1969-70
Rick Middleton (1) 1981-82
Bill Guerin (1) 2001-02

COACHES
Art Ross (2) 1937-38; 1942-43

HOCKEY HALL OF FAME

Name	Category	Year Elected	Year(s) with Bruins
Charles F. Adams	Builder	1960	1924-1936
Weston W. Adams	Builder	1972	1936-1951; 1964-1969
Marty Barry	Player	1965	1929-1935
Bobby Bauer	Player	1996	1935-1942; 1945-1947; 1951-1952
Leo Boivin	Player	1986	1954-1966
Ray Bourque	Player	2004	1979-2000
Frank Brimsek	Player	1966	1938-1949
Walter A. Brown	Builder	1962	1951-1964
John Bucyk	Player	1981	1957-1978
Billy Burch	Player	1974	1932-1933
Pat Burns	Builder	2014	1997-2000
Gerry Cheevers	Player	1985	1965-1972; 1975-1980
Aubrey "Dit" Clapper	Player	1947	1927-1947

Dit Clapper was inducted into the Hockey Hall of Fame in ceremonies following his final NHL game on February 12, 1947.

Sprague Cleghorn	Player	1958	1925-1928
Paul Coffey	Player	2004	2000-2001
Roy Conacher	Player	1998	1938-1942; 1945-1946
Fred "Bun" Cook	Player	1995	1936-1937
Bill Cowley	Player	1968	1935-1947
Cy Denneny	Player	1959	1928-1929
Woody Dumart	Player	1992	1935-1942; 1945-1954
Phil Esposito	Player	1984	1967-1976
Ferny Flaman	Player	1990	1945-1952; 1954-1956
Frank Fredrickson	Player	1958	1926-1929
Harvey Jackson	Player	1971	1941-1944
Tom Johnson	Player	1970	1963-1965
Gordon "Duke" Keats	Player	1958	1926-1927
Guy Lapointe	Player	1993	1983-1984
Brian Leetch	Player	2009	2005-2006
Harry Lumley	Player	1980	1957-1960
Mickey MacKay	Player	1952	1928-1930
Sylvio Mantha	Player	1960	1936-1937
Joe Mullen	Player	2000	1995-1996
Cam Neely	Player	2005	1986-1996
Adam Oates	Player	2012	1992-1997
Harry Oliver	Player	1967	1926-1934
Bobby Orr	Player	1979	1966-1976
Bernie Parent	Player	1984	1965-1967
Brad Park	Player	1988	1975-1983
Jacques Plante	Player	1978	1972-1973
Walter "Babe" Pratt	Player	1966	1946-1947
Bill Quackenbush	Player	1976	1949-1956
Jean Ratelle	Player	1985	1975-1981
Arthur H. Ross	Player	1945	1924-1954

Art Ross was elected into the Hockey Hall of Fame as a player. His years with the Bruins were as General Manager and Coach of the team.

Terry Sawchuk	Player	1971	1955-1957
Milt Schmidt	Player	1961	1936-1942; 1946-1955
Eddie Shore	Player	1945	1926-1940
Albert "Babe" Siebert	Player	1964	1933-1936
Harry Sinden	Builder	1983	1966-Present
Reginald "Hooley" Smith	Player	1972	1936-1937
Allan Stanley	Player	1981	1956-1958
Nels Stewart	Player	1962	1932-1935; 1936-1937
Cecil "Tiny" Thompson	Player	1959	1928-1939
Ralph "Cooney" Weiland	Player	1971	1928-1939

U. S. HOCKEY HALL OF FAME MUSEUM

Name	Year Elected	Year(s) with Bruins
Frank Brimsek	1973	1938-1949
Walter A. Brown	1973	1951-1964
Bobby Carpenter	2007	1988-1992
Dave Christian	2001	1989-1991
Bill Guerin	2013	2000-2002
Myles Lane	1973	1928-1930; 1933-1934
Reed Larson	1996	1985-1988
Brian Leetch	2008	2005-2006
Mike Milbury	2006	1975-1987
Joe Mullen	1998	1995-1996
George Owen Jr.	1973	1928-1933
Gordie Roberts	1999	1992-1994
Clifford Thompson	1973	1941-1942; 1948-1949
Tom Williams	1981	1961-1969
Ken Yackell	1986	1958-1959

DID YOU KNOW ... ?

Five Bruins - Frank Brimsek, Walter A. Brown, Myles Lane, George Owen, Jr. and Clifford Thompson - were among the first class of inductees into the U. S. Hockey Hall of Fame Museum.

HONORED NUMBERS

EDWARD W. SHORE | Defense

The league's first true superstar, Eddie Shore remains the only defenseman in NHL history to win four Hart Trophies as league MVP and he finished second in the balloting in another year ... He was an eight-time NHL All-Star, although he played for four seasons before All-Star teams were conceived in 1930-31 ... As tough as he was talented, he had 165 penalty minutes in just 44 games in 1927-28 and finished as high as 12th in the league's scoring race in 1932-33, which was unheard of for a defenseman at that time ... He won two Stanley Cups with the Bruins - in 1929 and 1939 - and was among the first group of inductees into the Hockey Hall of Fame in 1945.

2

LIONEL HITCHMAN | Defense

The Bruins may have had a tough first year on the ice with just six wins in 1924-25, but they found their leader when they acquired Lionel Hitchman on January 8 of that season ... He captained the Bruins from 1927-1931 ... Paired on defense with Eddie Shore for eight seasons, it was not unusual for him to play the entire 60 minutes of a game ... A classic 'defensive defenseman', he was so highly regarded in his time that he finished second in the Hart Trophy balloting as the NHL MVP in 1929-30 ... He captained the Bruins' first Stanley Cup championship team in 1929.

3

ROBERT G. ORR | Defense

Even a partial list of his accomplishments takes line after line, but Bobby Orr can be summed up in just seven words - the best ever to play the game ... He won 16 NHL trophies in his ten seasons in Boston, including three Hart Trophies as league MVP and two Ross Trophies as the only defenseman to ever win a scoring title ... He won the Norris Trophy as the league's top blueliner for eight straight seasons and two Conn Smythe Trophies as MVP of the playoffs in the 1970 and 1972 Cup-winning campaigns ... A nine-time NHL All-Star, he was the first player in NHL history to record 100 assists in a season and the first to record six consecutive 100-point seasons ... He was elected to the Hockey Hall of Fame in 1979.

4

AUBREY V. CLAPPER | Right Wing & Defense

"Dit" Clapper was the league's original iron man as the first player in NHL history to play for 20 seasons and he served as Boston captain for 14 years ... One of the most versatile players to ever play the game, he competed his first nine seasons as a right wing and earned two NHL All-Star berths at that position before playing his final 11 campaigns on defense with four additional All-Star appearances as a blueliner ... He played his final game on February 12, 1947 and, in ceremonies immediately after that game, was both inducted into the Hockey Hall of Fame and saw his number five raised to the Garden rafters ... He remains the only Bruin to play on three championship Boston teams - 1929, 1939 and 1941.

5

PHILIP A. ESPOSITO | Center

One of the premier scorers in NHL history, Phil Esposito was the first player in league annals to record 100 points in a season and he reached that mark on six occasions ... He won the Hart Trophy as NHL MVP twice and the Ross Trophy as the league's top scorer on five occasions while finishing second in three other seasons ... Named an NHL All-Star in eight of his nine Boston seasons, he led the NHL in goals for six straight years, and shattered the league scoring record with 76 goals in 1970-71, a mark that stood for 12 years until Wayne Gretzky broke it in 1981-82 ... He won two Stanley Cups with Boston, in 1970 and 1972, and was elected to the Hockey Hall of Fame in 1984.

7

HONORED NUMBERS

CAMERON M. NEELY | Right Wing

It is a rare athlete that needs a new term coined to describe him, but no one had used the term 'power forward' in hockey until Cam Neely came along ... An NHL All-Star on four occasions, he led the team in goals for seven of his ten seasons, including three 50-goal campaigns ... He still holds the team record for goals by a wing with 55 in 1989-90 and he is the team's all-time playoff goal leader as well ... He won the Masterton Trophy for dedication in 1993-94 when he scored 50 goals in just 44 games after missing most of the previous two seasons with thigh, knee and hip injuries ... Only Wayne Gretzky has scored 50 goals in fewer games in one season ... Injuries forced his retirement in September, 1996 and he was elected into the Hockey Hall of Fame in 2005.

JOHN P. BUCYK | Left Wing

John Bucyk is known as Chief and he was the team's leader in every way for the 21 seasons he played in a Bruins uniform ... He held every team career offensive record for over 20 years, remains the team's all-time goal scorer and is second on the club's all-time scoring list ... He served as team captain for five seasons and won two Stanley Cups with Boston, in 1970 and 1972 ... The winner of two Lady Byng Trophies as the league's most gentlemanly player, he was twice an NHL All-Star and was elected into the Hockey Hall of Fame in 1981 ... He has continued to be one of the Bruins' - and hockey's - greatest ambassadors and he celebrated his 50th anniversary with the organization in 2006-07.

MILTON C. SCHMIDT | Center

If it is possible for one man to be all things to an organization, Milt Schmidt is that man for the Bruins ... The only man in Bruins history to serve the club as player, captain, coach and General Manager, he has figured in four of the team's six Stanley Cups - as a player in 1939 and 1941 and as the team's GM in 1970 and 1972 ... A four-time NHL All-Star, he won the Hart Trophy as league MVP in 1951 and the Art Ross scoring title in 1940 ... He centered the famed "Kraut Line", which became the first line in NHL history to finish 1-2-3 in the league's scoring race (1939-40), and missed three years of his career from 1942-1945 while serving in World War II with the Royal Canadian Air Force ... He was elected into the Hockey Hall of Fame in 1961.

TERENCE J. O'REILLY | Right Wing

Terry O'Reilly epitomized the Bruins of his generation ... As comfortable using his hands for scoring or fighting, he is one of just four players in club history to lead the team in scoring and penalty minutes in the same season ... He served as the team captain from 1983-85, still ranks eighth on the team's all-time scoring list and is the club's all-time leader in penalty minutes ... He also coached the team from 1986-89, including an appearance in the 1988 Stanley Cup Finals.

RAYMOND J. BOURQUE | Defense

There are few players in league history as complete and adept at all facets of the game as Ray Bourque ... He was the first non-goaltender in league annals to win the Calder Trophy and be named a First Team All-Star in his rookie season ... He won five Norris Trophies as the league's top defenseman, won five team scoring titles and was named an NHL All-Star 18 times in his 21 seasons with the team ... He finished his Boston career as the club's all-time leader in games, assists and points and he remains the NHL's all-time leading scorer among defensemen ... He was elected into the Hockey Hall of Fame in 2004.

BRUINS NHL TROPHY WINNERS

HART MEMORIAL TROPHY
Most Valuable Player

Eddie Shore 1932-33
Eddie Shore 1934-35
Eddie Shore 1935-36
Eddie Shore 1937-38
Bill Cowley 1940-41
Bill Cowley 1942-43
Milt Schmidt 1950-51
Phil Esposito 1968-69
Bobby Orr 1969-70
Bobby Orr 1970-71
Bobby Orr 1971-72
Phil Esposito 1973-74

Bobby Orr was the first player to win the Hart Trophy in three consecutive seasons.

ART ROSS TROPHY
NHL Scoring Leader

Ralph "Cooney" Weiland 1929-30
Milt Schmidt 1939-40
Bill Cowley 1940-41
Herb Cain 1943-44
Phil Esposito 1968-69
Bobby Orr 1969-70
Phil Esposito 1970-71
Phil Esposito 1971-72
Phil Esposito 1972-73
Phil Esposito 1973-74
Bobby Orr 1974-75

Phil Esposito's run of five scoring titles in six years was broken only by teammate Bobby Orr.

CONN SMYTHE TROPHY
Playoff Most Valuable Player

Bobby Orr 1969-70
Bobby Orr 1971-72
Tim Thomas 2010-11

JAMES NORRIS MEMORIAL TROPHY
Top Defenseman

Bobby Orr 1967-68
Bobby Orr 1968-69
Bobby Orr 1969-70
Bobby Orr 1970-71
Bobby Orr 1971-72
Bobby Orr 1972-73
Bobby Orr 1973-74
Bobby Orr 1974-75
Ray Bourque 1986-87
Ray Bourque 1987-88
Ray Bourque 1989-90
Ray Bourque 1990-91
Ray Bourque 1993-94
Zdeno Chara 2008-09

CALDER MEMORIAL TROPHY
Top Rookie

Frank Brimsek 1938-39
Jack Gelineau 1949-50
Larry Regan 1956-57
Bobby Orr 1966-67
Derek Sanderson 1967-68
Ray Bourque 1979-80
Sergei Samsonov 1997-98
Andrew Raycroft 2003-04

VEZINA TROPHY
Top Goaltender

Cecil "Tiny" Thompson 1929-30
Cecil "Tiny" Thompson 1932-33
Cecil "Tiny" Thompson 1935-36
Cecil "Tiny" Thompson 1937-38
Frank Brimsek 1938-39
Frank Brimsek 1941-42
Pete Peeters 1982-83
Tim Thomas 2008-09
Tim Thomas 2010-11
Tuukka Rask 2013-14

FRANK J. SELKE TROPHY
Top Defensive Forward

Steve Kasper 1981-82
Patrice Bergeron 2011-12
Patrice Bergeron 2013-14



Credit Bruce Bennett/Getty Images

Patrice Bergeron won his second Selke Trophy in 2013-14.

JACK ADAMS TROPHY
Top Coach

Don Cherry 1975-76
Pat Burns 1997-98
Claude Julien 2008-09

LADY BYNG MEMORIAL TROPHY
Most Gentlemanly Player

Bobby Bauer 1939-40
Bobby Bauer 1940-41
Bobby Bauer 1946-47
Don McKenney 1959-60
John Bucyk 1970-71
John Bucyk 1973-74
Jean Ratelle 1975-76
Rick Middleton 1981-82

WILLIAM M. JENNINGS TROPHY
Fewest Team Goals Allowed

Reggie Lemelin & Andy Moog 1989-90
Tim Thomas & Manny Fernandez 2008-09

KING CLANCY MEMORIAL TROPHY
Leadership Qualities On & Off the Ice
& Contributuions to the Community

Patrice Bergeron 2012-13

BILL MASTERTON MEMORIAL TROPHY
Dedication & Perseverance

Charlie Simmer 1985-86
Gord Kluzak 1989-90
Cam Neely 1993-94
Phil Kessel 2006-07

MARK MESSIER NHL LEADERSHIP AWARD
Leadership Qualities On & Off the Ice

Zdeno Chara 2010-11

NHL FOUNDATION AWARD
Contributions to his Community

Patrice Bergeron 2013-14

LESTER PATRICK TROPHY
Contributions to hockey in the United States

Charles Adams 1967
Walter Brown 1968
Eddie Shore 1970
Ralph "Cooney" Weiland 1972
Weston Adams Sr. 1974
John Bucyk 1977
Tom Fitzgerald 1978
Art Ross 1984
Fred Cusick 1988
Milt Schmidt 1996
Harry Sinden 1999
Cam Neely 2010

BRUINS TEAM TROPHY WINNERS

ELIZABETH C. DUFRESNE TROPHY

Player most outstanding in home games as voted by Boston media

Cecil "Tiny" Thompson 1935-36
Eddie Shore 1936-37
Eddie Shore 1937-38
Eddie Shore 1938-39
Aubrey "Dit" Clapper 1939-40
Aubrey "Dit" Clapper 1940-41
Milt Schmidt, Woody Dumart & Bobby Bauer 1941-42
Frank Brimsek 1942-43
Bill Cowley 1943-44
Jack Crawford 1944-45
Jack Crawford 1945-46
Milt Schmidt 1946-47
Frank Brimsek 1947-48
Pat Egan 1948-49
Milt Schmidt 1949-50
Milt Schmidt 1950-51
Jim Henry 1951-52
Fleming Mackell 1952-53
Jim Henry 1953-54
Leo LaBine 1954-55
Terry Sawchuk 1955-56
Jerry Toppazzini 1956-57
Jerry Toppazzini 1957-58
Vic Stasiuk 1958-59
Bronco Horvath 1959-60
Leo Boivin 1960-61
Doug Mohns 1961-62
John Bucyk 1962-63
Ed Johnston 1963-64
Ted Green 1964-65
John Bucyk 1965-66
Bobby Orr 1966-67
Phil Esposito 1967-68
Phil Esposito 1968-69
Bobby Orr 1969-70
Phil Esposito 1970-71
Bobby Orr 1971-72
Phil Esposito 1972-73
Phil Esposito & Bobby Orr 1973-74
Bobby Orr 1974-75
Gregg Sheppard 1975-76
Jean Ratelle 1976-77
Brad Park & Terry O'Reilly 1977-78
Rick Middleton 1978-79
Ray Bourque 1979-80
Rick Middleton 1980-81
Rick Middleton 1981-82
Pete Peeters 1982-83
Rick Middleton 1983-84
Ray Bourque 1984-85
Ray Bourque 1985-86
Ray Bourque 1986-87
Cam Neely 1987-88
Randy Burridge 1988-89
Ray Bourque 1989-90
Cam Neely 1990-91
Vladimir Ruzicka 1991-92
Adam Oates 1992-93
Ray Bourque 1993-94
Cam Neely 1994-95
Ray Bourque 1995-96
Jozef Stumpel 1996-97
Jason Allison 1997-98
Byron Dafoe 1998-99
Joe Thornton 1999-2000
Jason Allison 2000-01
Brian Rolston 2001-02
Joe Thornton 2002-03
Andrew Raycroft 2003-04
No Season 2004-05
Patrice Bergeron 2005-06
Marc Savard 2006-07
Marco Sturm 2007-08
Marc Savard 2008-09
Patrice Bergeron 2009-10
Tim Thomas 2010-11
Brad Marchand 2011-12
Patrice Bergeron 2012-13
David Krejci 2013-14

David Krejci

2013-14 Elizabeth C. Dufresne Trophy recipient

SEVENTH PLAYER AWARD

Player who performed beyond expectations as voted by fans

Ed Westfall 1968-69
John McKenzie 1969-70
Fred Stanfield 1970-71
Derek Sanderson 1971-72
Dallas Smith 1972-73
Carol Vadnais & Don Marcotte 1973-74
Terry O'Reilly 1974-75
Gregg Sheppard 1975-76
Gary Doak 1976-77
Stan Jonathan 1977-78
Rick Middleton 1978-79
Ray Bourque 1979-80
Steve Kasper 1980-81
Barry Pederson 1981-82
Pete Peeters 1982-83
Mike O'Connell 1983-84
Keith Crowder 1984-85
Randy Burridge 1985-86
Cam Neely 1986-87
Glen Wesley 1987-88
Randy Burridge 1988-89
John Carter 1989-90
Ken D. Hodge 1990-91
Vladimir Ruzicka 1991-92
Don Sweeney 1992-93
Cam Neely 1993-94
Blaine Lacher 1994-95
Kyle McLaren 1995-96
Ted Donato 1996-97
Jason Allison 1997-98
Byron Dafoe 1998-99
Joe Thornton 1999-00
Bill Guerin 2000-01
Bill Guerin 2001-02
Mike Knuble 2002-03
Andrew Raycroft 2003-04
No Season 2004-05
Tim Thomas 2005-06
Tim Thomas 2006-07
Milan Lucic 2007-08
David Krejci 2008-09
Tuukka Rask 2009-10
Brad Marchand 2010-11
Tyler Seguin 2011-12
Dougie Hamilton 2012-13
Reilly Smith 2013-14

Reilly Smith

2013-14 Seventh Player Award recipient

JOHN P. BUCYK AWARD

Charitable and Community Endeavors

Steve Heinze 1999-2000
Don Sweeney 2000-01
Hal Gill 2001-02
Nick Boynton 2002-03
Martin Lapointe 2003-04
No Season 2004-05
P. J. Axelsson 2005-06
Patrice Bergeron 2006-07
Zdeno Chara 2007-08
Aaron Ward 2008-09
Shawn Thornton 2009-10
Andrew Ference 2010-11
Brad Marchand 2011-12
Gregory Campbell 2012-13
Tuukka Rask 2013-14

Tuukka Rask

2013-14 John P. Bucyk Award recipient

RADIO NETWORK FIRST STAR AWARD

Bobby Orr 1973-74
Phil Esposito 1974-75
Jean Ratelle 1975-76
Jean Ratelle 1976-77
Terry O'Reilly 1977-78
Rick Middleton 1978-79
Rick Middleton 1979-80
Rick Middleton 1980-81
Rick Middleton 1981-82
Rick Middleton 1982-83
Rick Middleton 1983-84
Ray Bourque 1984-85
Ray Bourque 1985-86
Ray Bourque 1986-87
Cam Neely 1987-88
Cam Neely 1988-89
Cam Neely 1989-90
Cam Neely 1990-91
Andy Moog 1991-92
Adam Oates 1992-93
Cam Neely 1993-94
Cam Neely 1994-95

Adam Oates	1995-96
Ray Bourque	1996-97
Byron Dafoe	1997-98
Byron Dafoe	1998-99
Joe Thornton	1999-2000
Jason Allison	2000-01
Byron Dafoe	2001-02
Joe Thornton	2002-03
Andrew Raycroft	2003-04
No Season	2004-05
Patrice Bergeron	2005-06
Marc Savard	2006-07
Tim Thomas	2007-08
Marc Savard	2008-09
Patrice Bergeron	2009-10
Tim Thomas	2010-11
Tim Thomas	2011-12
Tuukka Rask	2012-13
Tuukka Rask	2013-14

RADIO NETWORK SECOND STAR AWARD

Phil Esposito	1973-74
Bobby Orr	1974-75
Gregg Sheppard	1975-76
Brad Park	1976-77
Peter McNab	1977-78
Peter McNab	1978-79
Terry O'Reilly	1979-80
Peter McNab	1980-81
Barry Pederson	1981-82
Pete Peeters	1982-83
Barry Pederson	1983-84
Ken Linseman	1984-85
Ken Linseman	1985-86
Bill Ranford	1986-87
Steve Kasper	1987-88
Ray Bourque	1988-89
Ray Bourque	1989-90
Ray Bourque	1990-91
Ray Bourque	1991-92
Joe Juneau	1992-93
Ray Bourque	1993-94
Ray Bourque	1994-95
Ray Bourque	1995-96
Ted Donato	1996-97
Jason Allison	1997-98
Ray Bourque	1998-99
Kyle McLaren	1999-2000
Bill Guerin	2000-01
Brian Rolston	2001-02
Glen Murray	2002-03
Joe Thornton	2003-04
No Season	2004-05
Brad Boyes	2005-06
Tim Thomas	2006-07
Marc Savard	2007-08
Zdeno Chara	2008-09
David Krejci	2009-10
Patrice Bergeron	2010-11
Patrice Bergeron	2011-12
Patrice Bergeron	2012-13
David Krejci	2013-14

RADIO NETWORK THIRD STAR AWARD

Gilles Gilbert	1973-74
Gregg Sheppard	1974-75
John Bucyk	1975-76
Peter McNab	1976-77
Brad Park	1977-78
Terry O'Reilly	1978-79
Ray Bourque	1979-80
Ray Bourque	1980-81
Ray Bourque	1981-82
Ray Bourque	1982-83
Ray Bourque	1983-84
Keith Crowder	1984-85
Keith Crowder	1985-86
Steve Kasper	1986-87
Ray Bourque	1987-88
Randy Burridge	1988-89
Andy Moog	1989-90
Craig Janney	1990-91
Vladimir Ruzicka	1991-92
Ray Bourque	1992-93
Adam Oates	1993-94
Blaine Lacher	1994-95
Bill Ranford	1995-96
Jozef Stumpel	1996-97
Ray Bourque	1997-98
Jason Allison	1998-99
Sergei Samsonov	1999-2000
Joe Thornton	2000-01
Joe Thornton	2001-02
Mike Knuble	2002-03
Glen Murray	2003-04
No Season	2004-05
Tim Thomas	2005-06
Glen Murray	2006-07
Marco Sturm	2007-08
Tim Thomas	2008-09
Tuukka Rask	2009-10
Milan Lucic	2010-11
Milan Lucic	2011-12
Tyler Seguin	2012-13
Patrice Bergeron	2013-14

JOHN CARLTON MEMORIAL TROPHIES

John Carlton

The John Carlton Memorial Trophies are given annually by the Boston Bruins to the outstanding male and female student-athletes in Eastern Massachusetts high school hockey or junior hockey. They are given to the high school seniors "who combine exceptional hockey skills with academic excellence."

The annual awards are named in honor of the late Bruins scout and administrator who passed away in December, 1982 after a long and dedicated affiliation at all levels of the game.

Men's Winners

Allen Bourbeau (Acton-Boxboro)	1982-83
Tom Glavine (Billerica)	1983-84
Robert Hardy (Malden Catholic)	1984-85
Brian Ferreira (Falmouth)	1985-86
Ted Donato (Catholic Memorial)	1986-87
Kurt Laakso (Newburyport)	1987-88
Matt Poska (Lynn English)	1988-89
Robert Chebator (Arlington)	1989-90
Tim O'Sullivan (Catholic Memorial)	1990-91
Michael Sullivan (Reading)	1991-92
Allen Melanson (Lynn English)	1992-93
Shawn Lothrop (Newton North)	1993-94
Richard Sacchetti (Chelmsford)	1994-95
Michael Souza (Wakefield)	1995-96
Bobby Allen (Cushing Academy)	1996-97
Brian Eklund (Archbishop Williams)	1997-98
Thomas Calabro (Billerica)	1998-99
Jonathan Goodwin (Catholic Memorial)	1999-2000
Noah Welch (St. Sebastian's)	2000-01
Gabe Winer (Governor Dummer)	2001-02
Brian Boyle (St. Sebastian's)	2002-03
Cory Schneider (Phillips Academy)	2003-04
Benn Ferreiro (Governor Dummer)	2004-05
Chris Huxley (Noble & Greenough)	2005-06
Kevin McNamara (Belmont Hill)	2006-07
Edwin Shea (Boston Jr. Bruins)	2007-08
Wayne Simpson (Lawrence Academy)	2008-09
Charlie Coyle (South Shore Kings)	2009-10
Matt Harlow (Noble & Greenough)	2010-11
Jimmy Vesey (North Reading)	2011-12
Ryan Fitzgerald (Valley Jr. Warriors)	2012-13
Miles Gendron (The River School)	2013-14

Women's Winners

Deanna McDevitt (Milton Academy)	1998-99
Krissy McManus (Noble & Greenough)	1999-00
Amy McLaughlin (Milton Academy)	2000-01
Karen Thatcher (Noble & Greenough)	2001-02
Christine Capuano (Lawrence Academy)	2002-03
Deb Spillane (Franklin)	2003-04
Sarah Parsons (Noble & Greenough)	2004-05
Julie Flynn (Noble & Greenough)	2005-06
Marissa Gentile (Tabor Academy)	2006-07
Kelly Foley (Tabor Academy)	2007-08
Jillian Dempsey (Rivers School)	2008-09
Marissa Gedman (Noble & Greenough)	2009-10
Alex Carpenter (Governor's Academy)	2010-11
Mary Parker (Noble & Greenough)	2011-12
Natasha Rachlin (Noble & Greenough)	2012-13
Lexie Laing (Noble & Greenough)	2013-14

Miles Gendron and Lexie Laing received their 2013-14 men's and women's John Carlton Awards from Bruins General Manager Peter Chiarelli.

A complete listing of the 950 players who have played for the Bruins from 1924-25 through 2013-14

Note - Photo represents the leading scorer of each last initial ... Player pictured is in italics.

LEGEND:
Player Name ... Position ... Height ... Weight ... Date and Place of Birth (if known) ... (Uniform Number(s) if known) ... Team Transactions (if known)

	Regular Season					Playoffs				
Season(s) Played	GP	G	A	PTS	PIM	GP	G	A	PTS	PIM

- A -

ABBOTT, George ... Goal ... 5'7" ... 153 ... Aug. 3, 1911 in Synenham ONT ... Loaned to Boston from Toronto to replace injured Bert Gardiner, Nov. 27, 1943
1943-44 1 - 0 0 0 - - - - -
ADAMS, John ... Goal ... 6'0" ... 200 ... July 27, 1946 in Port Arthur ONT ... (#28; #31) ... Traded to San Diego/WHL as future considerations portion of Mar. 10, 1973 Ken Broderick trade, June 12, 1973
1972-73 14 - 0 0 0 - - - - -
ADDUONO, Rick ... Center ... 5'11" ... 182 ... Jan. 25, 1955 in Thunder Bay ONT ... (#31) ... Third pick, 60th overall, in the 1975 NHL Amateur Draft
1975-76 1 0 0 0 0 - - - - -
AITKEN, Johnathan ... Defense ... 6'4" ... 210 ... May 24, 1978 in Edmonton ALTA ... (#49) ... First pick, eighth overall, in the 1996 NHL Entry Draft
1999-00 3 0 0 0 0 - - - - -
ALBERTS, Andrew ... Defense ... 6'5" ... 218 ... June 30, 1981 in Minneapolis MN ... (#41) ... Fifth pick (sixth round), 179th overall, in the 2001 NHL Entry Draft ... Traded to Philadelphia for Ned Lukacevic and 2009 fourth round draft pick (Lane MacDermid), Oct. 13, 2008
2005-06--2008-09 184 1 18 19 231 2 0 0 0 0
ALDCORN, Gary ... Left Wing ... 5'11" ... 170 ... Mar. 7, 1935 in Shaunavon SASK ... Acquired from Detroit with Murray Oliver and Tom McCarthy for Vic Stasiuk and Leo Labine, Jan. 23, 1961
1960-61 21 2 3 5 12 - - - - -
ALLEN, Bobby ... Defense ...6'1" ... 215 ... Nov. 14, 1978 in Weymouth MA ... (#38) ... Second pick, 52nd overall, in the 1998 NHL Entry Draft ... Traded to Edmonton for Sean Brown, Mar. 19, 2002 ... Signed as a free agent, July 17, 2006
2006-07--2007-08 49 0 3 3 12 - - - - -
ALLISON, Jason ... Center ... 6'3" ... 205 ... May 29, 1975 in North York ONT ... (#14; #41) ... Acquired from Washington with Jim Carey, Anson Carter and 1997 third round draft pick (Lee Goren) for Adam Oates, Bill Ranford and Rick Tocchet, Mar. 1, 1997 ... Traded to Los Angeles with Mikko Eloranta for Glen Murray and Jozef Stumpel, Oct. 24, 2001
1996-97--2000-01 301 105 189 294 242 18 4 15 19 10
ANDERSON, Bill ... Defense ... 6'0" ... 190 ... Dec. 13, 1912 in Tillsonburg ONT ... (#21)
1942-43 - - - - - 1 0 0 0 0
ANDERSON, Earl ... Right Wing ... 6'1" ... 185 ... Feb. 24, 1951 in Roseau MN ... (#16; #27; #28) ... Acquired from Detroit with Hank Nowak for Walt McKechnie and 1975 third round draft pick (Clarke Hamilton), Feb. 18, 1975
1974-75--1976-77 64 12 16 28 10 5 0 1 1 0
ANDREYCHUK, Dave ... Left Wing ... 6'4" ... 220 ... Sept. 29, 1963 in Hamilton ONT ... (#38) ... Signed as a free agent, July 29, 1999 ... Traded to Colorado with Ray Bourque for Brian Rolston, Samuel Pahlsson, Martin Grenier and 2000 first round draft pick (Martin Samuelsson), Mar. 6, 2000
1999-00 63 19 14 33 28 - - - - -
ARBOUR, John ... Defense ... 5'11" ... 195 ... Sept. 28, 1945 in Niagara Falls ONT ... (#27) ... Traded to Pittsburgh with Jean Pronovost for cash, May 21, 1968
1965-66; 1967-68 6 0 1 1 11 - - - - -
ARMSTRONG, Bob ... Defense ... 6'1" ... 190 ... Apr. 7, 1931 in Toronto ONT ... (#4) ... Loaned to Montreal with Dallas Smith and cash for Wayne Connelly, Oct. 26, 1961
1950-51--1961-62 542 13 86 99 671 42 1 7 8 28
ARNIEL, Jamie ... Center ... 5'11" ... 191 ... Nov. 16, 1989 in Kingston ONT ... (#72) ... Fourth pick, 97th overall, in the 2008 NHL Entry Draft.
2010-11 1 0 0 0 0 - - - - -
ARNIEL, Scott ... Left Wing ... 6'1" ... 188 ... Sept. 17, 1962 in Kingston ONT ... (#29) ... Acquired from Winnipeg for future considerations, Nov. 22, 1991
1991-92 29 5 3 8 20 - - - - -
ASHBEE, Barry ... Defense ... 5'10" ... 180 ... July 28, 1939 in Weston ONT ... Traded to Detroit with Ed Chadwick for Bob Perreault, June, 1962
1965-66 14 0 3 3 14 - - - - -
ASHTON, Brent ... Left Wing ... 6'1" ... 210 ... May 18, 1960 in Saskatoon SASK ... (#18) ... Acquired from Winnipeg for Petri Skriko, Oct. 29, 1991 ... Traded to Calgary for C. J. Young, Feb. 1, 1993
1991-92--1992-93 87 19 24 43 58 - - - - -
ATKINSON, Steve ... Right Wing ... 5'11" ... 170 ... Oct. 16,1948 in Toronto ONT ... Acquired from Detroit as future considerations portion of Feb. 16, 1966 Leo Boivin-Dean Prentice trade, June 6, 1966 ... Traded to Hershey/AHL for cash, June, 1970
1968-69 1 0 0 0 0 - - - - -
AUBUCHON, Oscar ... Left Wing ... 5'10" ... 175 ... Jan. 1, 1917 in St. Hyacinthe QBC ... (#15) ... Acquired from Providence/AHL with Norm Calladine and Ab DeMarco for cash, Mar. 8, 1943 ... Traded to NY Rangers for cash, Nov., 1943
1942-43--1943-44 12 4 0 4 0 6 1 0 1 0
AULD, Alex ... Goal ... 6'5" ... 221 ... Jan. 7, 1981 in Cold Lake ALTA ... (#29) ... Acquired from Phoenix for Nate DiCasmirro and 2009 fifth round draft pick (Jeff Costello), Dec. 6, 2007
2007-08 23 - 0 0 0 - - - - -
AWREY, Don ... Defense ... 6'0" ... 175 ... July 18, 1943 in Kitchener ONT ... (#22; #26) ... Traded to St. Louis for Jake Rathwell, 1974 second round draft pick (Mark Howe) and cash, Oct. 5, 1973
1963-64--1972-73 543 21 87 108 827 54 0 11 11 132
AXELSSON, Per-Johan "P.J." ... Left Wing ... 6'1" ... 175 ... Feb. 26, 1975 in Kungalv, SWE ... (#57; #11) ... Seventh pick, 177th overall, in the 1995 NHL Entry Draft
1997-98--2008-09 797 103 184 287 276 54 4 3 7 24

- B -



BABANDO, Pete ... Left Wing ... 5'9" ... 187 ... May 10, 1925 in Braeburn PA ... (#24) ... Traded to Detroit with Clare Martin, Lloyd Durham and Jimmy Peters for Bill Quackenbush and Pete Horeck, Aug. 16, 1949
1947-48--1948-49 118 42 25 67 86 9 1 1 2 4
BAILEY, Garnet "Ace" ... Left Wing ... 5'11" ... 192 ... June 13, 1948 in Lloydminster SASK ... (#14) ... Third pick, 13th overall, in the 1966 NHL Amateur Draft ... Traded to Detroit with future considerations (Murray Wing, June 4, 1974) for Gary Doak, Mar. 1, 1973
1968-69--1972-73 232 31 46 77 289 15 2 4 6 28
BAILEY, Scott ... Goal ... 6'0" ... 195 ... May 2, 1972 in Calgary ALTA ... (#39) ... Third pick (fifth round), 112th overall, in the 1992 NHL Entry Draft
1995-96--1996-97 19 - 0 0 0 - - - - -
BALES, Mike ... Goal ... 6'1" ... 180 ... Aug. 6, 1971 in Prince Albert SASK ... (#30) ... Fourth pick (fifth round), 105th overall, in the 1990 NHL Entry Draft
1992-93 1 - 0 0 0 - - - - -
BALFOUR, Murray ... Right Wing ... 5'9" ... 178 ... Aug. 24, 1936 in Regina SASK ... (#12) ... Acquired from Chicago with Mike Draper for Matt Ravlich and Jerry Toppazzini, June 9, 1964
1964-65 15 0 2 2 26 - - - - -
BALUIK, Stan ... Center ... 5'8" ... 160 ... Oct. 5, 1935 in Port Arthur ONT ... Claimed by Chicoutimi/QHL in Inter-League Draft, June 4, 1957
1959-60 7 0 0 0 2 - - - - -
BANKS, Darren ... Left Wing ... 6'2" ... 215 ... Mar. 18, 1966 in Toronto ONT ... (#20; #56) ... Signed as a free agent, July 16, 1992
1992-93--1993-94 20 2 2 4 73 - - - - -
BARAHONA, Ralph ... Center ... 5'10" ... 180 ... Nov. 16, 1965 in Long Beach CA ... (#37) ... Signed as a free agent, Sept. 26, 1990
1990-91--1991-92 6 2 2 4 0 - - - - -
BARON, Marco ... Goal ... 5'11" ... 180 ... Apr. 8, 1959 in Montreal QBC ... (#31; #33) ... Sixth pick, 99th overall, in the 1979 NHL Entry Draft ... Traded to Los Angeles for Bob LaForest, Jan. 3, 1984
1979-80--1982-83 64 - 2 2 46 1 - 0 0 0
BARR, Dave ... Right Wing ... 6'1" ... 195 ... Nov. 30, 1960 in Toronto ONT ... (#17; #27; #32) ... Signed as a free agent, Sept. 28, 1981 ... Traded to NY Rangers for Dave Silk, Oct. 5, 1983
1981-82--1982-83 12 1 1 2 7 15 1 0 1 2
BARRY, Eddie ... Left Wing ... 5'10" ... 180 ... Oct. 12, 1919 in Wellesley MA ... (#18) ... Signed as a free agent, Jan. 9, 1947
1946-47 19 1 3 4 2 - - - - -
BARRY, Marty ... Center ... 5'11" ... 175 ... Dec. 8, 1905 in Quebec City QBC ... (#8) ... Claimed from NY Americans in Inter-League Draft, May 13, 1929 ... Traded to Detroit with Art Giroux for Cooney Weiland and Walt Buswell, June 30, 1935
1929-30--1934-35 279 130 88 218 167 20 6 6 12 26
BARRY, Ray ... Center ... 5'11" ... 170 ... Oct. 4, 1928 in Boston MA ... Signed as a free agent, Oct. 3, 1950
1951-52 18 1 2 3 6 - - - - -
BARTKOWSKI, Matt ... Defense ... 6'1" ... 196 ... June 4, 1988 in Pittsburgh PA ... Acquired from Florida with Dennis Seidenberg for Byron Bitz, Craig Weller and 2010 second round draft pick (Alexander Petrovic), Mar. 3, 2010
2010-11--2013-14 84 0 20 20 40 15 1 2 3 14
BARTLETT, Jimmy ... Left Wing ... 5'9" ... 165 ... May 27, 1932 in Verdun QBC ... (#24) ... Claimed from NY Rangers in Intra-League Draft, June 8, 1960 ... Traded to Providence/AHL for cash, Aug., 1961
1960-61 63 15 9 24 95 - - - - -
BATES, Shawn ... Center ... 5'11" ... 205 ... Apr. 3, 1975 in Melrose MA ... (#17) ... Fourth pick, 103rd overall, in the 1993 NHL Entry Draft
1997-98--2000-01 135 14 14 28 44 12 0 0 0 4
BAUER, Bobby ... Right Wing ... 5'6" ... 150 ... Feb. 16, 1915 in Waterloo ONT ... (#17) ... Claimed from Syracuse/IHL in Inter-League Draft, May 11, 1935
1935-36--1941-42; 1945-46--1946-47;
1951-52 327 123 137 260 36 48 11 8 19 6
BAUMGARTNER, Ken ... Left Wing ... 6'1" ... 205 ... Mar. 11, 1966 in Flin Flon MAN ... (#22) ... Signed as a free agent, July 14, 1997
1997-98--1998-99 151 1 4 5 318 9 0 0 0 14
BEATTIE, John "Red" ... Left Wing ... 5'9" ... 170 ... Oct. 2, 1907 in Ibstock ENG ... (#11) ... Rights awarded by NHL to settle contract dispute, Dec. 12, 1930 ... Traded to Detroit for Gord Pettinger, Dec. 19, 1937
1930-31--1937-38 287 58 79 137 127 18 2 0 2 6
BECKETT, Bob ... Center ... 6'0" ... 185 ... Apr. 8, 1936 in Unionville ONT ... (#6; #24)
1956-57--1957-58; 1961-62;
1963-64 68 7 6 13 18 - - - - -

BEDDOES, Clayton ... Center ... 5'11" ... 190 ... Nov. 10, 1970 in Bentley ALTA ... #37) ... Signed as a free agent, June 2, 1994
1995-96--1996-97 60 2 8 10 57 - - - - -
BEERS, Bob ... Defense ... 6'2" ... 200 ... May 20, 1967 in Pittsburgh PA ... (#22; #34; #43) ... Tenth pick, 210th overall, in the 1985 NHL Entry Draft ... Traded to Tampa Bay for Stephane Richer, Oct. 28, 1992 ... Signed as a free agent, Aug. 5, 1996
1989-90--1991-92;
1996-97 77 3 11 14 53 21 1 1 2 22
BEGIN, Steve ... Center ... 6'0" ... 192 ... June 14, 1978 in Trois-Rivieres, QBC ... (#27) ... Signed as a free agent, July 1, 2009
2009-10 77 5 9 14 53 13 1 0 1 10
BELANGER, Ken ... Left Wing ... 6'4" ... 225 ... May 14, 1974 in Sault Ste. Marie ONT ... (#16) ... Acquired from NY Islanders for Ted Donato, Nov. 7, 1998
1998-99--2000-01 122 5 8 13 317 12 1 0 1 16
BELANGER, Yves ... Goal ... 5'11" ... 170 ... Sept. 30, 1952 in Baie Comeau QBC ... (#31) ... Signed as a free agent, Oct. 8, 1979
1979-80 8 - 0 0 0 - - - - -
BENNETT, Bill ... Left Wing ... 6'5" ... 235 ... May 31, 1953 in Warwick RI ... (#7) ... Signed as a free agent, Oct., 1976 ... Claimed by Hartford in NHL Expansion Draft, June 13, 1979
1978-79 7 1 4 5 2 - - - - -
BENNETT, Harvey ... Goal ... 6'0" ... 175 ... July 23, 1925 in Edington SASK ... (#1; 16)
1944-45 25 - 0 0 0 - - - - -
BENSON, Bobby ... Defense ... 5'6" ... 135 ... May 18, 1894 in Winnipeg MAN ... (#11) ... Acquired from Montreal Maroons with Bernie Morris for Alf Skinner, Jan. 3, 1925
1924-25 8 0 1 1 4 - - - - -
BERALDO, Paul ... Right Wing ... 5'11" ... 175 ... Oct. 5, 1967 in Hamilton ONT ... (#30; #37) ... Sixth pick (seventh round), 139th overall, in the 1986 NHL Entry Draft
1987-88--1988-89 10 0 0 0 4 - - - - -
BERARD, Bryan ... Defense ... 6'2" ... 218 ... Mar. 5, 1977 in Woonsocket RI ... (#34) ... Signed as a free agent, Aug. 13, 2002 ... Team exercised 'walk-away' option on arbitration award, Aug. 12, 2003
2002-03 80 10 28 38 64 3 1 0 1 2
BERGDINON, Fred ... Right Wing ... 6'1" ... 170 ... 1906 in Parry Sound ONT ... (#3) ... Signed as a free agent, Dec. 14, 1925
1925-26 2 0 0 0 0 - - - - -
BERGERON, Patrice ... Center ... 6'0" ... 197 ... July 24, 1985 in Quebec City QBC ... (#37) ... Second pick, 45th overall, in the 2003 NHL Entry Draft
2003-04--2013-14 659 183 312 495 223 95 23 43 66 66
BERTHIAUME, Daniel ... Goal ... 5'9" ... 155 ... Jan. 26, 1966 in Longueuil QBC ... (#31; #50) ... Acquired from Los Angeles for future considerations, Jan. 18, 1992 ... Traded to Winnipeg for Doug Evans, June 10, 1992
1991-92 8 - 0 0 0 - - - - -
BESLER, Phil ... Right Wing ... 5'11" ... 180 ... Dec. 9, 1913 in Melville SASK
1935-36 8 0 0 0 0 - - - - -
BETTIO, Sam ... Left Wing ... 5'8" ... 175 ... Dec. 1, 1928 in Copper Cliff ONT ... Traded to Victoria/WHL with Pentti Lund for cash, July 1, 1953
1949-50 44 9 12 21 32 - - - - -
BEVERLEY, Nick ... Defense ... 6'2" ... 185 ... Apr. 21, 1947 in Toronto ONT ... (#6; #27) ... Traded to Pittsburgh for Darryl Edestrand, Oct. 25, 1973
1966-67; 1969-70;
1971-72--1973-74 82 1 10 11 28 4 0 0 0 0
BIBEAULT, Paul ... Goal ... 5'9" ... 160 ... Apr. 13, 1919 in Montreal QBC ... (#1) ... On loan from Montreal as war-time replacement for Frank Brimsek, Dec. 27, 1944 ... Returned to Montreal as injury replacement for Bill Durnan, Jan. 6, 1946
1944-45--1945-46 42 - 0 0 0 7 - 0 0 0
BILLINGTON, Craig ... Goal ... 5'10" ... 170 ... Sept. 11, 1966 in London ONT ... (#1) ... Acquired from Ottawa for 1995 eighth round draft pick (Ray Schultz), Apr. 7, 1995
1994-95--1995-96 35 - 0 0 4 2 - 0 0 2
BIONDA, Jack ... Defense ... 6'0" ... 180 ... Sept. 18, 1933 in Hunstville ONT ... (#11) ... Claimed from Toronto in Intra-League Draft, June 6, 1956 ... Traded to Portland/WHL for cash, Aug. 26, 1960
1956-57--1958-59 80 3 8 11 95 11 0 1 1 14
BITTNER, Dick ... Goal ... 6'0" ... 170 ... Jan. 12, 1922 in New Haven CT
1949-50 1 - 0 0 0 - - - - -
BITZ, Byron ... Right Wing ... 6'5" ... 215 ... July 21, 1984 in Saskatoon SASK ... (#61) ... Fourth pick, 107th overall, in the 2003 NHL Entry Draft ... Traded to Florida with Craig Weller and Tampa Bay's 2010 second round draft pick (Alexander Petrovic) for Dennis Seidenberg and Matt Bartkowski, Mar. 3, 2010
2008-09--2009-10 80 8 8 16 49 5 1 1 2 2
BLACKBURN, Don ... Left Wing ... 6'0" ... 190 ... May 14, 1938 in Kirkland Lake ONT ... Claimed by Montreal in Inter-League Draft, June 4, 1963
1962-63 6 0 5 5 4 - - - - -
BLAKE, Bob ... Left Wing ... 6'0" ... 200 ... Aug. 16, 1916 in Ashfield WI ... Signed as a free agent, Oct., 1934 ... Traded to Minneapolis/AHL for cash, Sept., 1936
1935-36 12 0 0 0 0 - - - - -
BLATNY, Zdenek ... Left Wing ... 6'1" ... 195 ... Jan. 14, 1981 in Brno CZE REP ... (#89) ... Signed as a free agent, Sept. 29, 2005 ... Traded to Tampa Bay for Brian Eklund, Feb. 8, 2006
2005-06 5 0 0 0 2 - - - - -
BLUE, John ... Goal ... 5'10" ... 185 ... Feb. 19, 1966 in Huntington Beach CA ... (#39; #45) ... Signed as a free agent, Aug. 1, 1991
1992-93--1993-94 41 - 2 2 13 2 - 0 0 0
BLUM, John ... Defense ... 6'3" ... 205 ... Oct. 8, 1959 in Detroit MI ... (#33) ... Acquired from Edmonton for Larry Melnyk, Mar. 6, 1984 ... Claimed by Washington in Waiver Draft, Oct. 6, 1986 ... Acquired from Washington for 1988 seventh round draft pick (Brad Schlegel), June 1, 1987 ... Signed as a free agent, July 6, 1989
1983-84--1985-86;
1987-88; 1989-90 169 5 22 27 443 14 0 1 1 23

BOCHENSKI, Brandon ... Right Wing ... 6'1" ... 187 ... Apr. 4, 1982 in Blaine MN ... (#10) ... Acquired from Chicago for Kris Versteeg, Feb. 3, 2007 ... Traded to Anaheim for Shane Hnidy and 2008 sixth round draft pick (Nicholas Tremblay), Jan. 2, 2008
2006-07--2007-08 51 11 17 28 20 - - - - -
BODNAR, Gus ... Center ... 5'11" ... 160 ... Apr. 24, 1923 in Fort William ONT ... (#18) ... Acquired from Chicago for Jerry Toppazzini, Feb. 16, 1954
1953-54--1954-55 81 7 7 14 24 6 0 1 1 4
BODNARCHUK, Andrew ... Defense ... 5'11" ... 185 ... July 11, 1988 in Drumheller ALTA ... (#65) ... Fifth pick, 128th overall, in the 2006 NHL Entry Draft
2009-10 5 0 0 0 2 - - - - -
BOIVIN, Leo ... Defense ... 5'8" ... 183 ... Aug. 2, 1932 in Prescott ONT ... (#20) ... Traded to Toronto with Ferny Flaman, Ken Smith and Phil Maloney for Bill Ezinicki and Vic Lynn, Nov. 16, 1950 ... Acquired from Toronto for Joe Klukay, Nov. 9, 1954 ... Traded to Detroit with Dean Prentice for Gary Doak, Ron Murphy, Bill Lesuk and future considerations (Steve Atkinson, June 6, 1966), Feb. 16, 1966
1954-55--1965-66 717 47 164 211 766 34 3 9 12 41
BOLDIREV, Ivan ... Center ... 6'0" ... 190 ... Aug. 15, 1949 in Zranjanin YUG ... (#22) ... Third pick, 11th overall, in the 1969 NHL Amateur Draft ... Traded to California for Rich Leduc and Chris Oddleifson, Nov. 17, 1971
1970-71--1971-72 13 0 2 2 6 - - - - -
BOLL, Frank "Buzz" ... Left Wing ... 5'10" ... 166 ... Mar. 6, 1911 in Filmore SASK ... Rights transferred from Brooklyn in Special Dispersal Draw, Oct. 9, 1942
1942-43--1943-44 82 44 52 96 22 - - - - -
BONIN, Marcel ... Right/Left Wing ... 5'10" ... 170 ... Sept. 12, 1932 in Montreal QBC ... (#18; #22; #23) ... Acquired from Detroit with Lorne Davis, Terry Sawchuk and Vic Stasiuk for Gilles Boisvert, Real Chevrefils, Norm Corcoran, Warren Godfrey and Ed Sandford, June 3, 1955 ... Claimed by Montreal in Inter-League Draft, June 4, 1957
1955-56 67 9 9 18 49 - - - - -
BONVIE, Dennis ... Right Wing ... 5'11" ... 205 ... July 23, 1973 in Antigonish NS ... (#76; #22) ... Signed as a free agent, Oct. 5, 2001
2001-02 23 1 2 3 84 1 0 0 0 0
BOONE, Carl "Buddy" ... Right Wing ... 5'7" ... 158 ... Sept. 11, 1932 in Kirkland Lake ONT ... (#6)
1956-57--1957-58 34 5 3 8 28 22 2 1 3 25
BOUCHER, Billy ... Right Wing ... 5'7" ... 155 ... Nov. 10, 1899 in Ottawa ONT ... (#7) ... Acquired from Montreal for Carson Cooper with right of recall, Jan. 17, 1927 ... Players returned to original teams, May 22, 1927
1926-27 14 2 0 2 12 8 0 0 0 2
BOURQUE, Chris ... Left Wing ... 5'8" ... 174 ... Jan. 29, 1986 in Boston MA ... (#48) ... Acquired from Washington for Zach Hamill, May 26, 2012
2012-13 18 1 3 4 6 - - - - -
BOURQUE, Ray ... Defense ... 5'11" ... 219 ... Dec. 28, 1960 in Montreal QBC ... (#7; #77) ... First pick, eighth overall, in the 1979 NHL Entry Draft ... Traded to Colorado with Dave Andreychuk for Brian Rolston, Samuel Pahlsson, Martin Grenier and 2000 first round draft pick (Martin Samuelsson), Mar. 6, 2000
1979-80--1999-00 1518 395 1111 1506 1089 180 36 125 161 151
BOUTILIER, Paul ... Defense ... 6'0" ... 200 ... May 3, 1963 in Sydney NS ... (#34) ... Awarded from NY Islanders as compensation for Islanders signing of free agent Brian Curran, Aug. 6, 1987 ... Traded to Minnesota for 1987 fourth round draft pick (Darwin McPherson), Mar. 10, 1987
1986-87 52 5 9 14 84 - - - - -
BOYCHUK, Johnny ... Defense ... 6'2" ... 225 ... Jan. 19, 1984 in Edmonton ALTA ... (#55) ... Acquired from Colorado for Matt Hendricks, June 24, 2008
2008-09--2013-14 317 19 56 75 198 79 13 14 27 34
BOYD, Irwin ... Right Wing ... 5'10" ... 152 ... Nov. 13, 1908 in Ardmore PA ... (#9) ... Traded to Philadelphia/Can-Am for cash, Oct., 1932 ... Signed as a free agent, Dec. 18, 1942
1931-32;
1942-43--1943-44 54 8 7 15 16 5 0 1 1 4
BOYES, Brad ... Center/Right Wing ... 6'1" ... 195 ... Apr. 17, 1982 in Mississauga ONT ... (#26) ... Acquired from San Jose for Jeff Jillson, Mar. 9, 2004 ... Traded to St. Louis for Dennis Wideman, Feb. 27, 2007
2005-06--2006-07 144 39 64 103 53 - - - - -
BOYNTON, Nick ... Defense ... 6'2" ... 211 ... Jan. 14, 1979 in Etobicoke ONT ... (#44) ... First pick, 21st overall, in the 1999 NHL Entry Draft ... Traded to Phoenix for Paul Mara, June 26, 2006
1999-00--2005-06 299 22 62 84 399 18 1 5 6 14
BRACKENBOROUGH, John ... Left Wing/Center ... 5'11" ... 170 ... Feb. 9, 1897 in Parry Sound ONT ... (#11) ... Signed as a free agent, Nov. 16, 1925
1925-26 7 0 0 0 0 - - - - -
BRADLEY, Bart ... Center ... 5'8" ... 150 ... July 29, 1930 in Fort William ONT
1949-50 1 0 0 0 0 - - - - -
BRENNAN, Rich ... Defense ... 6'2" ... 200 ... Nov. 26, 1972 in Schenectady NY ...(#59) ... Signed as a free agent, July 18, 2002
2002-03 7 0 1 1 6 - - - - -
BRENNAN, Tom ... Right Wing ... 5'9" ... 155 ... Jan. 22, 1922 in Philadelphia PA ... Signed as a free agent, Nov. 27, 1943
1943-44--1944-45 22 2 2 4 2 - - - - -
BRICKLEY, Andy ... Left Wing/Center ... 5'11" ... 200 ... Aug. 9, 1961 in Melrose MA ... (#25) ... Claimed from New Jersey in Waiver Draft, Oct. 3, 1988
1988-89--1991-92 177 37 76 113 38 12 0 2 2 0
BRIDEN, Archie ... Left Wing ... 5'8" ... 170 ... July 16, 1898 in Renfrew ONT ... (#8) ... Acquired from Calgary/WHL for cash, Aug. 30, 1926 ... Traded to Detroit with Duke Keats for Harry Meeking and Frank Fredrickson, Jan. 7, 1927
1926-27 16 2 2 4 8 - - - - -
BRIMSEK, Frank ... Goal ... 5'9" ... 170 ... Sept. 26, 1915 in Eveleth MN ... (#1) ... Signed as a free agent, Oct. 27, 1938 ... Traded to Chicago for cash, Sept. 8, 1949
1938-39--1942-43;
1946-47--1948-49 444 - 0 0 4 68 - 0 0 0

BRODERICK, Ken ... Goal ... 5'10" ... 178 ... Feb. 16, 1942 in Toronto ONT ... (#31) ... Acquired from San Diego/WHL for cash and future considerations (John Adams, June 12, 1973), Mar. 10, 1973

1973-74--1974-75	20	-	1	1	0	-	-	-	-	-

BROOKBANK, Wade ... Defense/Forward ... 6'4" ... 225 ... Sept. 29, 1977 in Lanigan SASK ... (#28) ... Signed as a free agent, July 21, 2006 ... Traded to Pittsburgh for cash, Dec. 19, 2006

2006-07	7	1	0	1	15	-	-	-	-	-

BROOKS, Ross ... Goal ... 5'8" ... 173 ... Oct. 17, 1937 in Toronto ONT ... (#30) ... Signed as a free agent, Oct. 2, 1971

1972-73--1974-78	54	-	1	1	2	1	-	0	0	0

BROWN, Adam ... Left Wing ... 5'9" ... 175 ... Feb. 4, 1920 in Johnstone SCOT ... (#16) ... Acquired from Chicago for cash, Aug. 20, 1951

1951-52	33	8	9	17	6	-	-	-	-	-

BROWN, Sean ... Defense ... 6'3" ... 205 ... Nov. 5, 1976 in Oshawa ONT ... (#23) ... Second pick (first round), 21st overall, in the 1995 NHL Entry Draft ... Traded to Edmonton with Mariusz Czerkawski and 1996 first round draft pick (Matthieu Descoteaux) for Bill Ranford, Jan. 11, 1996 ... Acquired from Edmonton for Bobby Allen, Mar. 19, 2002

2001-02--2002-03	81	1	6	7	164	4	0	0	0	2

BROWN, Wayne ... Right Wing ... 5'8" ... 150 ... Nov. 16, 1930 in Deloro ONT ... (#12) ... Acquired from Seattle/WHL for cash, Oct., 1953

1953-54	-	-	-	-	-	4	0	0	0	2

BRUCE, Gordie ... Left Wing ... 5'11" ... 190 ... May 9, 1919 in Ottawa ONT ... (#20) ... Signed as a free agent, Oct. 24, 1939

1940-41--1941-42;										
1945-46	28	4	9	13	13	7	2	3	5	4

BUCHANAN, Ron ... Center ... 6'3" ... 170 ... Nov. 15, 1944 in Montreal QBC ... Claimed by Philadelphia in Inter-League Draft, June 12, 1968

1966-67	3	0	0	0	0	-	-	-	-	-

BUCYK, John ... Left Wing ... 6'0" ... 190 ... May 12, 1935 in Edmonton ALTA ... (#9) ... Acquired from Detroit with cash for Terry Sawchuk, June 10, 1957

1957-58--1977-78	1436	545	794	1339	436	109	40	60	100	34

BURCH, Billy ... Center/Left Wing ... 6'0" ... 200 ... Nov. 20, 1900 in Yonkers NY ... Acquired from NY Americans for cash, Apr. 13, 1932 ... Traded to Chicago for Vic Ripley, Jan. 17, 1933

1932-33	23	3	1	4	4	-	-	-	-	-

BURKE, Eddie ... Right Wing/Center ... 5'8" ... 175 ... June 3, 1907 in Toronto ONT ... Acquired from Boston/Can-Am for cash, Nov. 4, 1931 ... Traded to Philadelphia/Can-Am for Sheldon Buckles, Connie King and Frank Ingram, Nov., 1932

1931-32	16	3	0	3	12	-	-	-	-	-

BURNS, Charlie ... Center ... 5'11" ... 170 ... Feb. 14, 1936 in Detroit MI ... (#10) ... Claimed from Detroit in Intra-League Draft, June 10, 1959

1959-60--1962-63	262	48	70	118	118	-	-	-	-	-

BURRIDGE, Randy ... Left Wing ... 5'9" ... 188 ... Jan. 7, 1966 in Fort Erie ONT ... (#37; #12) ... Seventh pick (eighth round), 157th overall, in the 1985 NHL Entry Draft ... Traded to Washington for Steve Leach, June 21, 1991

1985-86--1990-91	359	108	115	223	275	78	12	30	42	89

BYCE, John ... Center ... 6'1" ... 180 ... Aug. 9, 1967 in Madison WI ... (#42) ... Eleventh pick, 220th overall, in the 1985 NHL Entry Draft ... Traded to Washington with Dennis Smith for Brent Hughes and 1992 twelfth round draft pick (Evgeny Pavlov), Feb. 24, 1992

1989-90--1991-92	21	2	3	5	6	8	2	0	2	2

BYERS, Gordon ... Defense ... 5'10" ... 182 ... Mar. 11, 1930 in Eganville ONT ... Signed as a free agent, Oct. 3, 1950

1949-50	1	0	1	1	0	-	-	-	-	-

BYERS, Lyndon ... Right Wing ... 6'1" ... 200 ... Feb. 29, 1964 in Nipawin SASK ... (#8; #12; #33; #34) ... Third pick (second round), 39th overall, in the 1982 NHL Entry Draft

1983-84--1991-92	261	24	42	66	959	37	2	2	4	96

- C -

CAFFERY, Jack ... Center ... 6'0" ... 165 ... June 30, 1934 in Kingston ONT ... (#18) ... Claimed from Pittsburgh/AHL in Inter-League Draft, June 5, 1956

1956-57--1957-58	54	3	2	5	22	10	1	0	1	4

CAHILL, Charles ... Right Wing ... 5'10" ... 180 ... Jan. 4, 1904 in Summerside PEI ... (#3, #10, #11, #14) ... Signed as a free agent, Dec. 1, 1925 ... Traded to New Haven/Can-Am for cash, Jan. 31, 1927

1925-26--1926-27	32	0	1	1	4	-	-	-	-	-

CAIN, Herb ... Left Wing ... 5'11" ... 180 ... Dec. 24, 1912 in Newmarket ONT ... (#4) ... Acquired from Montreal for Charlie Sands and Ray Getliffe, Oct. 10, 1939

1939-40--1945-46	314	140	119	259	81	45	14	11	25	9

CALLADINE, Norm ... Center ... 5'9" ... 155 ... July 30, 1916 in Peterborough ONT ... (#7) ... Acquired from Providence/AHL with Oscar Aubuchon and Ab DeMarco for cash, Mar. 8, 1943

1942-43--1944-45	63	19	29	48	8	-	-	-	-	-

CAMPBELL, Gregory ... Center ... 6'0" ... 197 ... Dec. 17, 1983 in London ONT ... (#11) ... Acquired from Florida with Nathan Horton for Dennis Wideman, 2010 first round (Derek Forbort) and 2011 third round (Kyle Rau) draft picks, June 22, 2010

2010-11--2013-14	288	33	46	79	261	59	4	9	13	19

CAMPBELL, Wade ... Defense ... 6'4" ... 220 ... Jan. 2, 1961 in Peace River ALTA ... (#28; #38) ... Acquired from Winnipeg for Bill Derlago, Jan. 31, 1986

1985-86--1987-88	28	0	4	4	60	4	0	0	0	11

CAMPER, Carter ... Right Wing ... 5'9" ... 165 ... July 6, 1988 in Cleveland OH ... (#58) ... Signed as a free agent, Apr. 7, 2011

2011-12	3	1	0	1	0	-	-	-	-	-

CAPUANO, Jack ... Defense ... 6'2" ... 210 ... July 7, 1966 in Cranston RI ... (#23) ... Signed as a free agent, Aug. 1, 1991

1991-92	2	0	0	0	0	-	-	-	-	-

CAREY, Jim ... Goal ... 6'2" ... 205 ... May 31, 1974 in Dorchester MA ... (#30) ... Acquired from Washington with Jason Allison, Anson Carter and 1997 third round draft pick (Lee Goren) for Bill Ranford, Adam Oates and Rick Tocchet, Mar. 1, 1997

1996-97--1997-98	29	-	0	0	0	-	-	-	-	-

CARLETON, Wayne ... Left Wing ... 6'3" ... 212 ... Aug. 4, 1946 in Sudbury ONT ... (#11) ... Acquired from Toronto for Jim Harrison, Dec. 10, 1969 ... Claimed by California in Intra-League Draft, June 8, 1971

1969-70--1970-71	111	28	43	71	67	18	2	4	6	14

CARON, Jordan ... Right Wing ... 6'3" ... 204 ... Nov. 2, 1990 in Sayabec QBC ... (#38) ... First pick, 25th overall, in the 2009 NHL Entry Draft

2010-11--2013-14	123	12	16	28	60	9	1	0	1	4

CARPENTER, Bob ... Center ... 6'0" ... 200 ... July 13, 1963 in Beverly MA ... (#11) ... Acquired from Los Angeles for Steve Kasper as future considerations portion of Jan. 22, 1989 Jay Miller trade, Jan. 23, 1989

1988-89--1991-92	187	63	71	134	175	38	5	9	14	51

CARROLL, George ... Defense ... 6'2" ... 210 ... June 3, 1897 in Moncton NB ... (#2; #3) ... Acquired from Montreal Maroons for Ernie Parkes, Dec. 19, 1924

1924-25	11	0	0	0	9	-	-	-	-	-

CARSON, Bill ... Center ... 5'8" ... 158 ... Nov. 25, 1900 in Bracebridge ONT ... (#15; #10) ... Acquired from Toronto for cash, Jan. 25, 1929 ... Traded to London/IHL for cash, Nov. 24, 1930

1928-29--1929-30	63	11	6	17	34	11	3	0	3	14

CARTER, Anson ... Left Wing ... 6'1" ... 185 ... June 6, 1974 in Toronto ONT ... (#11; #33) ... Acquired from Washington with Jim Carey, Jason Allison and 1997 third round draft pick (Lee Goren) for Bill Ranford, Adam Oates and Rick Tocchet, Mar. 1, 1997 ... Traded to Edmonton with 2001 first (Ales Hemsky) and second (Doug Lynch) round draft picks for Bill Guerin and 2001 first round draft pick (Shaone Morrisonn), Nov. 15, 2000

1996-97--1999-00	211	70	73	143	102	18	5	4	9	0

CARTER, Billy ... Center ... 5'11" ... 155 ... Dec. 2, 1937 in Cornwall ONT ... (#12) ... Acquired from Montreal for cash, June 6, 1960 ... Traded to Montreal for cash, Nov., 1961

1960-61	8	0	0	0	2	-	-	-	-	-

CARTER, John ... Left Wing ... 5'10" ... 181 ... May 3, 1963 in Winchester MA ... (#8; #31; #32) ... Signed as a free agent, Mar. 27, 1986

1985-86--1990-91	185	33	41	74	120	31	7	5	12	51

CARVETH, Joe ... Right Wing ... 5'10" ... 180 ... Mar. 21, 1918 in Regina SASK ... (#9) ... Acquired from Detroit for Roy Conacher, Aug., 1946 ... Traded to Montreal for Jimmy Peters and John Quilty, Dec. 16, 1947

1946-47--1947-48	73	29	24	53	20	5	2	1	3	0

CASEY, Jon ... Goal ... 5'10" ... 155 ... Mar. 29, 1962 in Grand Rapids MN ... (#30) ... Acquired from Dallas for Andy Moog as future considerations portion of June 20, 1993 Gord Murphy trade, June 25, 1993

1993-94	57	-	2	2	14	11	-	0	0	0

CASHMAN, Wayne ... Left Wing ... 6'1" ... 208 ... June 24, 1945 in Kingston ONT ... (#12)

1964-65;										
1967-68--1982-83	1027	277	516	793	1041	145	31	57	88	250

CHADWICK, Ed ... Goal ... 5'11" ... 184 ... May 8, 1933 in Fergus ONT ... (#1) ... Acquired from Toronto for Don Simmons, Jan. 31, 1961 ... Traded to Detroit with Barry Ashbee for Bob Perreault, June, 1962

1961-62	4	-	0	0	0	-	-	-	-	-

CHAMBERLAIN, Erwin "Murph" ... Left Wing ... 5'11" ... 165 ... Feb. 14, 1915 in Shawville QBC ... (#19) ... Loaned by Montreal for cash, Sept., 1942 ... Returned to Montreal at end of 1942-43 season

1942-43	45	9	24	33	67	6	1	1	2	12

CHAPMAN, Art ... Center ... 5'10" ... 170 ... May 29, 1906 in Winnipeg MAN ... (#15) ... Claimed from Providence/Can-Am in Inter-League Draft, May 13, 1929 ... Traded to NY Americans with Bob Gracie for Lloyd Gross and George Patterson, Jan. 11, 1934

1930-31--1933-34	159	23	32	55	65	10	0	1	1	9

CHARA, Zdeno ... Defense ... 6'9" ... 260 ... Mar. 18, 1977 in Trencin SVK ... (#33) ... Signed as a free agent, July 1, 2006

2006-07--2013-14	602	104	239	343	706	96	12	32	44	129

CHEEVERS, Gerry ... Goal ... 5'11" ... 185 ... Dec. 7, 1940 in St. Catharines ONT ... (#30; #31) ... Claimed from Toronto in Intra-League Draft, June 9, 1965 ... Signed with WHA in 1972 off-season ... Signed as a free agent, Jan. 27, 1976

1965-66--1971-72;										
1975-76--1979-80	416	-	9	9	206	88	-	1	1	16

CHERRY, Dick ... Defense ... 6'0" ... 195 ... Mar. 28, 1937 in Kingston ONT ... Claimed by Philadelphia in NHL Expansion Draft, June 6, 1967 ... Claimed from Philadelphia in Intra-League Draft, June 9, 1970

1956-57	6	0	0	0	4	-	-	-	-	-

CHERRY, Don ... Defense ... 5'11" ... 180 ... Feb. 5, 1934 in Kingston ONT ... (#6) ... Traded to Springfield/AHL for cash, Sept., 1957

1954-55	-	-	-	-	-	1	0	0	0	0

CHERVYAKOV, Denis ... Defense ... 6'0" ... 185 ... Apr. 20, 1970 in Leningrad RUS ... (#43) ... Ninth pick (eleventh round), 256th overall, in the 1992 NHL Entry Draft

1992-93	2	0	0	0	2	-	-	-	-	-

CHEVELDAE, Tim ... Goal ... 5'10" ... 195 ... Feb. 15, 1968 in Melville SASK ... (#31) ... Signed as a free agent, Aug. 27, 1996 ... Retired as a player, Jan. 29, 1997

1996-97	2	-	0	0	0	-	-	-	-	-

CHEVREFILS, Real ... Left Wing ... 5'10" ... 180 ... May 2, 1932 in Timmins ONT ... (#12) ... Traded to Detroit with Ed Sandford, Norm Corcoran, Gilles Boisvert and Warren Godfrey for Marcel Bonin, Terry Sawchuk, Vic Stasiuk and Lorne Davis, June 3, 1955...Acquired from Detroit with Jerry Toppazzini for Lorne Ferguson and Murray Costello, Jan. 17, 1956

1951-52--1958-59	349	101	93	194	161	30	5	4	9	20

CHISHOLM, Art ... Center ... 5'9" ... 160 ... Nov. 11, 1939 in Arlington MA ... (#12) ... Signed as a free agent, Mar. 15, 1961

1960-61	3	0	0	0	0	-	-	-	-	-

CHISTOV, Stanislav ... Left Wing ...5'10" ... 200 ... Apr. 17, 1983 in Chelyabinsk RUS ... (#13) ... Acquired from Anaheim for 2007 third round draft pick (Maxime Macenauer), Nov. 13, 2006
2006-07 60 5 8 13 36 - - - - -
CHRISTIAN, Dave ... Right Wing ... 5'11" ... 175 ... May 12, 1959 in Warroad MN ... (#27) ... Acquired from Washington for Bobby Joyce, Dec. 13, 1989 ... Transferred to St. Louis with 1992 third (Vitali Prokhorov) and seventh (Lance Burns) round draft picks as compensation for free agent signings of Glen Featherstone and Dave Thomlinson, July 30, 1991
1989-90--1990-91 128 44 38 82 49 40 12 5 17 8
CHURCH, Jack ... Defense ... 5'11" ... 180 ... May 24, 1915 in Kamsack SASK ... (#18; #19) ... Rights transferred from Brooklyn in Special Dispersal Draw, Sept. 11, 1943 ... Traded to NY Rangers for cash, Sept. 17, 1946
1945-46 43 2 6 8 28 9 0 0 0 4
CHYNOWETH, Dean ... Defense ... 6'1" ... 191 ... Oct. 30, 1968 in Calgary ALTA ... (#47; #28) ... Acquired from NY Islanders for 1996 fifth round draft pick (Petr Sachl), Dec. 9, 1995
1995-96--1997-98 94 2 8 10 259 4 0 0 0 24
CIMETTA, Robert ... Left/Right Wing ... 6'0" ... 190 ... Feb. 15, 1970 in Toronto ONT ... (#14) ... First pick, 18th overall, in the 1988 NHL Entry Draft ... Traded to Toronto for Steve Bancroft, Nov. 9, 1990
1988-89--1989-90 54 10 9 19 33 1 0 0 0 15
CLAPPER, Aubrey "Dit" ... Right Wing/Defense ... 6'2" ... 195 ... Feb. 9, 1907 in Newmarket ONT ... (#12; #5) ... Acquired from Boston/Can-Am for cash, Oct. 25, 1927 ... Retired as a player, Feb. 12, 1947
1927-28--1946-47 833 228 246 474 462 82 13 17 30 50
CLARK, Gordie ... Right Wing ... 5'10" ... 180 ... May 31, 1952 in Glascow SCOT ... (#16; #28; #29) ... Seventh pick, 112th overall, in the 1972 NHL Amateur Draft
1974-75--1975-76 8 0 1 1 0 1 0 0 0 0
CLARK, Patrick "Nobby" ... Defense ... 6'1" ... 190 ... June 18, 1897 in Orillia ONT ... Acquired from Minnesota/AHA with Norman Gainor for Red Stuart, cash and future considerations, Oct. 24, 1927 ... Traded to New Haven/Can-Am with Billy Coutu for cash, Jan. 5, 1928
1927-28 5 0 0 0 0 - - - - -
CLEGHORN, Sprague ... Defense ... 5'10" ... 190 ... Mar. 11, 1890 in Montreal QBC ... (#3, #1) ... Acquired from Montreal for cash, Nov. 8, 1925
1925-26--1927-28 109 15 8 23 147 10 0 1 1 8
COFFEY, Paul ... Defense ... 6'0" ... 205 ... June 1, 1961 in Weston ONT ... (#74) ... Signed as a free agent, July 13, 2000 ... Bought out of contract, Dec. 15, 2000
2000-01 18 0 4 4 30 - - - - -
COLVIN, Les ... Goal ... 5'6" ... 150 ... Feb. 8, 1921 in Oshawa ONT ... (#1) ... Loaned by Shawinigan/QSHL to replace injured Frank Brimsek, Jan. 22, 1949
1948-49 1 - 0 0 0 - - - - -
CONACHER, Roy ... Left Wing ... 6'2" ... 175 ... Oct. 5, 1916 in Toronto ONT ... (#9) ... Traded to Detroit for Joe Carveth, Aug., 1946
1938-39--1941-42;
1945-46 166 94 51 145 40 37 11 11 22 12
CONNELLY, Wayne ... Center ... 5'10" ... 170 ... Dec. 16, 1939 in Rouyn QBC ... (#8; #17) ... Acquired from Montreal for loan of Bob Armstrong and Dallas Smith and cash, Oct. 26, 1961 ... Traded to San Francisco/WHL for cash, June 6, 1964 ... Acquired from San Francisco/WHL for cash, June 14, 1966 ... Claimed by Minnesota in NHL Expansion Draft, June 6, 1967
1961-62--1963-64;
1966-67 169 25 38 63 60 - - - - -
CONNOR, Harry ... Left Wing ... 6'0" ... 195 ... Dec. 3, 1904 in Ottawa ONT ... (#7) ... Acquired from Saskatoon/PrHL for cash, Oct., 1927 ... Traded to NY Americans for Red Green, May 18, 1928 ... Acquired from Ottawa for Bill Hutton, Jan. 30, 1930 ... Traded to Ottawa for Bill Hutton, Oct. 16, 1930
1927-28; 1929-30 55 9 1 10 40 8 0 0 0 0
COOK, Alex "Bud" ... Center ... 5'10" ... 160 ... Nov. 20, 1907 in Kingston ONT ... Acquired from Montreal for cash, May 13, 1931 ... Traded to Ottawa with Percy Galbraith and Ted Saunders for Bob Gracie, Oct. 4, 1933
1931-32 28 4 4 8 14 - - - - -
COOK, Fred "Bun" ... Left Wing ... 5'11" ... 180 ... Sept. 18, 1903 in Kingston ONT ... Acquired from NY Rangers for cash, Sept. 10, 1936
1936-37 40 4 5 9 8 - - - - -
COOK, Lloyd ... Defense ... 6'0" ... 170 ... Mar. 21, 1890 in Lynden ONT ... (#2) ... Acquired from Vancouver/WCHL for cash, Nov. 18, 1924
1924-25 4 1 0 1 0 - - - - -
COOPER, Carson ... Right Wing ... 5'7" ... 160 ... July 17, 1899 in Cornwall ONT ... (#5; #7) ... Signed as a free agent, Nov. 2, 1924 ... Traded to Montreal for Billy Boucher with right of recall, Jan. 17, 1927 ... Players returned to original teams, May 22, 1927 ... Traded to Detroit for cash, May 22, 1927
1924-25--1926-27 58 33 6 39 14 - - - - -
CORAZZINI, Carl ... Center ... 5'10" ... 182 ... Apr. 21, 1979 in Framingham MA ... (#52) ... Signed as a free agent, Aug. 8, 2001
2003-04 12 2 0 2 0 - - - - -
CORCORAN, Norm ... Center/Right Wing ... 5'10" ... 160 ... Aug. 15, 1931 in Toronto ONT ... (#22) ... Signed as a free agent, Mar. 23, 1950 ... Traded to Detroit with Gilles Boisvert, Real Chevrefils, Warren Godfrey and Ed Sandford for Vic Stasiuk, Marcel Bonin, Lorne Davis and Terry Sawchuk, June 3, 1955
1949-50;
1952-53; 1954-55 4 0 0 0 2 4 0 0 0 6
CORNFORTH, Mark ... Defense ... 6'1" ... 193 ... Nov. 13, 1972 in Montreal QBC ... (#40) ... Signed as a free agent, Oct. 6, 1995
1995-96 6 0 0 0 4 - - - - -
CORVO, Joe ... Defense ... 6'1" ... 210 ... June 20, 1977 in Oak Park IL ... (#14) ... Acquired from Carolina for 2012 fourth round draft pick (Trevor Carrick), July 5, 2011
2011-12 75 4 21 25 13 5 0 0 0 0
COSTELLO, Murray ... Center ... 6'3" ... 190 ... Feb. 24, 1934 in South Porcupine ONT ... (#21) ... Acquired from Chicago for Frank Martin, Oct. 4, 1954 ... Traded to Detroit with Lorne Ferguson for Real Chevrefils and Jerry Toppazzini, Jan. 17, 1956
1954-55--1955-56 95 10 17 27 44 1 0 0 0 2
COTE, Alain ... Defense ... 6'0" ... 207 ... Apr. 14, 1967 in Montmagny QBC ... (#26; #33; #37; #40) ... First pick (second round), 31st overall, in the 1985 NHL Entry Draft ... Traded to Washington for Bobby Gould, Sept. 28, 1989
1985-86--1988-89 68 2 9 11 65 - - - - -
COURTEAU, Maurice ... Goal ... 5'8" ... 162 ... Feb. 18, 1920 in Quebec City QBC ... (#1)
1943-44 6 - 0 0 0 - - - - -
COURTNALL, Geoff ... Left Wing ... 6'1" ... 195 ... Aug. 18, 1962 in Duncan BC ... (#34; #32; #14) ... Signed as a free agent, July 6, 1983 ... Traded to Edmonton with Bill Ranford and 1988 second round draft pick (Petro Koivunen) for Andy Moog, Mar. 8, 1988
1983-84--1987-88 259 78 81 159 368 9 0 2 2 9
COUTU, Billy ... Defense ... 5'11" ... 190 ... Mar. 1, 1892 in North Bay ONT ... (#10) ... Acquired from Montreal for Amby Moran, Oct. 22, 1926 ... Suspended for life by NHL for assault on referee Jerry LaFlamme, Apr. 13, 1927 ... Traded to New Haven/Cam-Am with Nobby Clark for cash, Jan. 5, 1928
1926-27 40 1 1 2 35 7 1 0 1 4
COWLEY, Bill ... Center ... 5'10" ... 165 ... June 12, 1912 in Bristol QBC ... (#10; #17) ... Claimed from St. Louis in Dispersal Draft, Oct. 15, 1935
1935-36--1946-47 508 190 346 536 133 64 12 34 46 22
CRAIG, Jim ... Goal ... 6'1" ... 190 ... May 31, 1957 in North Easton MA ... (#30) ... Acquired from Atlanta for 1980 second round (Steve Konroyd) and 1981 third round (Mike Vernon) draft picks, June 2, 1980
1980-81 23 - 1 1 11 - - - - -
CRAWFORD, John ... Defense ... 5'11" ... 200 ... Oct. 26, 1916 in Dublin ONT ... (#6; #19) ... Signed as a free agent, Oct. 26, 1937
1937-38--1949-50 548 38 140 178 202 66 3 13 16 36
CRAWFORD, Lou ... Left Wing ... 6'0" ... 185 ... Nov. 5, 1962 in Belleville ONT ... (#37; #39) ... Signed as a free agent, July 6, 1989
1989-90; 1991-92 26 2 1 3 29 1 0 0 0 0
CREIGHTON, Dave ... Center ... 6'1" ... 195 ... June 24, 1930 in Port Arthur ONT ... (#17) ... Signed as a free agent, Oct. 5, 1948 ... Traded to Toronto for Ferny Flaman, July 20, 1954
1948-49--1953-54 295 72 65 137 76 30 6 7 13 12
CRISP, Terry ... Center ... 5'10" ... 180 ... May 28, 1943 in Parry Sound ONT ... (#14) ... Claimed by St. Louis in NHL Expansion Draft, June 6, 1967
1965-66 3 0 0 0 0 - - - - -
CROWDER, Bruce ... Right Wing ... 6'0" ... 180 ... Mar. 25, 1957 in Essex ONT ... (#32) ... Signed as a free agent, Sept. 28, 1981 ... Claimed by Pittsburgh in NHL Waiver Draft, Oct. 9, 1984
1981-82--1983-84 217 43 44 87 133 31 8 4 12 41
CROWDER, Keith ... Right Wing ... 6'0" ... 190 ... Jan. 6, 1959 in Windsor ONT ... (#18) ... Fourth pick (third round), 57th overall, in the 1979 NHL Entry Draft
1980-81--1988-89 607 219 258 477 1261 78 13 22 35 209
CUDE, Wilf ... Goal ... 5'9" ... 146 ... July 4, 1910 in Barry SWales
1931-32 2 - 0 0 0 - - - - -
CUNNINGHAM, Craig ... Left Wing ... 5'10" ... 184 ... Sept. 13, 1990 in Trail BC ... (#61) ... Fourth pick, 97th overall, in the 2010 NHL Entry Draft
2013-14 2 0 0 0 0 - - - - -
CUPOLO, Bill ... Right Wing ... 5'8" ... 170 ... Jan. 8, 1924 in Niagara Falls ONT ... (#11)
1944-45 47 11 13 24 10 7 1 2 3 0
CURRAN, Brian ... Defense ... 6'5" ... 220 ... Nov. 5, 1963 in Toronto ONT ... (#34) ... Second pick, 22nd overall, in the 1982 NHL Entry Draft
1983-84--1985-86 115 3 7 10 407 5 0 0 0 11
CZERKAWSKI, Mariusz ... Right Wing ... 6'0" ... 200 ... Apr. 13, 1972 in Radomsko POL ... (#19; #29) ... Fifth pick, 106th overall, in the 1991 NHL Entry Draft ... Traded to Edmonton with Sean Brown and 1996 first round draft pick (Matthieu Descoteaux) for Bill Ranford, Jan. 11, 1996 ... Claimed off waivers from Toronto, Mar. 8, 2006
1993-94--1995-96;
2005-06 100 23 22 45 45 18 4 3 7 4

- D -

DAFOE, Byron ... Goal ... 5'11" ... 190 ... Feb. 25, 1971 in Sussex ENG ... (#34) ... Acquired from Los Angeles with Dmitri Khristich for Jozef Stumpel, Sandy Moger and 1998 fourth round draft pick (Pierre Dagenais), Aug. 29, 1997
1997-98--2001-02 283 - 8 8 60 24 - 0 0 2
DALLMAN, Kevin ... Defense ... 5'11" ... 195 ... Feb. 26, 1981 in Niagara Falls ONT ... (#58) ... Signed as a free agent, July 18, 2002 ... Claimed off waivers by St. Louis, Dec. 3, 2005
2005-06 21 0 1 1 8 - - - - -
DAMORE, Nick ... Goal ... 5'6" ... 160 ... July 10, 1916 in Niagara Falls ONT ... Loaned from Hershey/AHL to replace injured Frank Brimsek, Jan. 25, 1942 ... Returned to Hershey/AHL after the game
1941-42 1 - 0 0 0 - - - - -
DARRAGH, Hal ... Left Wing ... 5'10" ... 145 ... Sept. 13, 1902 in Ottawa ONT ... (#11) ... Acquired from Philadelphia for Ron Lyons and Bill Hutton, Dec. 8, 1930 ... Claimed off waivers by Toronto, June 8, 1931
1930-31 25 2 4 6 4 5 0 1 1 2
DASKALAKIS, Cleon ... Goal ... 5'9" ... 175 ... Sept. 29, 1962 in Boston MA ... (#35) ... Signed as a free agent, June 1, 1984
1984-85--1986-87 12 - 0 0 0 - - - - -
DAVIE, Bob ... Defense ... 6'0" ... 170 ... Sept. 12, 1912 in Beausejour MAN ... (#10; #16)
1933-34--1935-36 41 0 1 1 25 - - - - -

DAVIS, Lorne ... Right Wing ... 5'11" ... 190 ... July 20, 1930 in Regina SASK ... (#24) ... Acquired from Detroit with Terry Sawchuk, Vic Stasiuk and Marcel Bonin for Ed Sandford, Real Chevrefils, Norm Corcoran, Gilles Boisvert and Warren Godfrey, June 3, 1955
1955-56; 1959-60 25 1 2 3 10 - - - - -
- **DAUGAVINS, Kaspars** ... Left Wing ... 6'0" ... 213 ... May 18, 1988 in Riga, Latvia ... (#16) ... Claimed off waivers from Ottawa, Mar. 27, 2013
2012-13 6 0 1 1 0 6 0 0 0 2
DAVISON, Murray ... Defense ... 6'2" ... 190 ... June 10, 1938 in Brantford ONT
1965-66 1 0 0 0 0 - - - - -
DEFELICE, Norm ... Goal ... 5'10" ... 150 ... Jan. 19, 1933 in Schumacher ONT ... Traded to Springfield/AHL with future considerations (Floyd Smith, June, 1957) and loan of Jack Bionda for Don Simmons, Jan. 22, 1957
1956-57 10 - 0 0 0 - - - - -
DelGUIDICE, Matt ... Goal ... 5'9" ... 170 ... Mar. 5, 1967 in West Haven CT ... (#33; #70) ... Fifth pick (fourth round), 77th overall, in the 1987 NHL Entry Draft
1990-91--1991-92 11 - 0 0 2 - - - - -
DELMONTE, Armand ... Right Wing ... 5'10" ... 170 ... June 3, 1927 in Timmins ONT
1945-46 1 0 0 0 0 - - - - -
DeMARCO, Albert G. ... Center ... 6'0" ... 168 ... May 10, 1916 in North Bay ONT ... (#17) ... Acquired from Providence/AHL with Oscar Aubuchon and Norm Calladine for cash, Mar. 8, 1943 ... Traded to NY Rangers for cash, Nov., 1943
1942-43--1943-44 6 4 1 5 0 9 3 0 3 2
DeMARCO, Albert T. ... Defense ... 6'0" ... 170 ... Feb. 27, 1949 in Cleveland OH ... (#19) ... Signed as a free agent, Oct. 23, 1978
1978-79 3 0 0 0 0 - - - - -
DEMPSEY, Nathan ... Defense ... 6'0" ... 190 ... July 14, 1974 in Spruce Grove ALTA ... (#29; #21) ... Signed as a free agent, July 28, 2006
2006-07 17 0 1 1 6 - - - - -
DENNENY, Cy ... Left Wing ... 5'7" ... 168 ... Dec. 23, 1891 in Farrow's Point ONT ... (#16) ... Acquired from Ottawa for cash, Oct. 25, 1928
1928-29 23 1 2 3 2 2 0 0 0 0
DERLAGO, Bill ... Center ... 5'10" ... 194 ... Aug. 25, 1958 in Birtle MAN ... (#14) ... Acquired from Toronto for Tom Fergus, Oct. 11, 1985 ... Traded to Winnipeg for Wade Campbell, Jan. 31, 1986
1985-86 39 5 16 21 15 - - - - -
DILLABOUGH, Bob ... Center ... 5'10" ... 180 ... Apr. 27, 1941 in Belleville ONT ... (#22) ... Acquired from Detroit with Al Langlois, Ron Harris and Parker MacDonald for Ab McDonald, Bob McCord and Ken Stephanson, May 31, 1965 ... Claimed by Pittsburgh in NHL Expansion Draft, June 6, 1967
1965-66--1966-67 113 13 25 38 32 - - - - -
DiMAIO, Rob ... Right Wing ... 5'10" ... 190 ... Feb. 19, 1968 in Calgary ALTA ... (#19) ... Acquired from San Jose for 1997 fifth round draft pick (Adam Nittel), Sept. 30, 1996 ... Traded to NY Rangers for Mike Knuble, Mar. 10, 2000
1996-97--1999-00 272 35 62 97 301 18 3 0 3 16
DOAK, Gary ... Defense ... 5'11" ... 175 ... Feb. 26, 1946 in Goderich ONT ... (#25) ... Acquired from Detroit with Bill Lesuk, Ron Murphy and future considerations (Steve Atkinson, June 6, 1966) for Dean Prentice and Leo Boivin, Feb. 16, 1966 ... Claimed by Vancouver in NHL Expansion Draft, June 10, 1970 ... Acquired from Detroit for Ace Bailey and future considerations (Murray Wing, June 4, 1973), Mar. 1, 1973
1965-66--1969-70;
1972-73--1980-81 609 20 81 101 656 66 2 4 6 75
DOBBIN, Brian ... Right Wing ... 5'11" ... 205 ... Aug. 18, 1966 in Petrolia ONT ... (#51) ... Acquired from Philadelphia with Gord Murphy, 1992 third round (Sergei Zholtok) and 1993 fourth round (Charles Paquette) draft picks for Garry Galley, Wes Walz and 1993 third round draft pick (Milos Holan), Jan. 2, 1992
1991-92 7 1 0 1 22 - - - - -
DONATELLI, Clark ... Left Wing ... 5'10" ... 180 ... Nov. 22, 1967 in Providence RI ... (#50) ... Signed as a free agent, Mar. 10, 1992
1991-92 10 0 1 1 22 2 0 0 0 0
DONATO, Ted ... Left Wing ... 5'10" ... 180 ... Apr. 28, 1969 in Boston MA ... (#46; #21; #40) ... Sixth pick (fifth round), 98th overall, in the 1987 NHL Entry Draft ...Traded to NY Islanders for Ken Belanger, Nov. 7, 1998 ... Signed as a free agent, July 22, 2003
1991-92--1998-99;
2003-04 528 119 147 266 297 49 8 9 17 22
DONNELLY, Dave ... Center ... 5'11" ... 185 ... Feb. 2, 1962 in Edmonton ALTA ... (#29) ... Acquired from Minnesota with Brad Palmer for Boston agreeing not to select Brian Bellows in 1982 Entry Draft, June 9, 1982 ... Traded to Detroit for Dwight Foster, Mar. 11, 1986
1983-84--1985-86 62 9 12 21 65 4 0 0 0 0
DONOVAN, Shean ... Right Wing ... 6'2" ... 208 ... Jan. 22, 1975 in Timmins ONT ... (#22) ... Signed as a free agent, July 2, 2006...Traded to Ottawa for Peter Schaefer, July 17, 2007
2006-07 76 6 11 17 56 - - - - -
DORNHOEFER, Gary ... Right Wing ... 6'1" ... 190 ... Feb. 2, 1943 in Kitchener ONT ... (#8; #27) ... Claimed by Philadelphia in NHL Expansion Draft, June 6, 1967
1963-64--1965-66 62 12 12 24 35 - - - - -
DOULL, Doug ... Left Wing ... 6'2" ... 216 ... May 31, 1974 in Glace Bay NS ... (#56) ... Signed as a free agent, July 28, 2003
2003-04 35 0 1 1 132 - - - - -
DOURIS, Peter ... Right Wing ... 6'1" ... 195 ... Feb. 19, 1966 in Toronto ONT ... (#16) ... Signed as a free agent, June 27, 1989
1989-90--1992-93 148 24 25 49 38 26 3 5 8 14
DOWNEY, Aaron ... Right Wing ... 6'0" ... 210 ... Aug. 27, 1974 in Shelburne ONT ... (#45) ... Signed as a free agent, Jan. 20, 1998
1999-00 1 0 0 0 0 - - - - -
DROUIN, P. C. ... Left Wing ... 6'2" ... 208 ... Apr. 22, 1974 in St. Lambert QBC ... (#40) ... Signed as a free agent, Oct. 14, 1996
1996-97 3 0 0 0 0 - - - - -
DUFOUR, Luc ... Left Wing ... 5'11" ... 180 ... Feb. 13, 1963 in Chicoutimi QBC ... (#29) ... Second pick, 35th overall, in the 1981 NHL Entry Draft ... Traded to Quebec with 1985 fourth round draft pick (Peter Massey) for Louis Sleigher, Oct. 25, 1984
1982-83--1983-84 114 20 15 35 154 17 1 0 1 30

DUGUID, Lorne ... Left Wing ... 5'11" ... 185 ... Apr. 4, 1910 in Bolton ONT ... (#16) ... Acquired from Detroit for Gene Carrigan, Dec. 29, 1935
1935-36--1936-37 30 2 4 6 4 - - - - -
DUMART, Woody ... Left Wing ... 6'0" ... 190 ... Dec. 23, 1916 in Berlin ONT ... (#14) ... Signed as a free agent, Oct. 9, 1935
1935-36--1941-42;
1945-46--1953-54 772 211 218 429 99 88 12 15 27 23
DUNBAR, Dale ... Defense ... 6'0" ... 200 ... Oct. 14, 1961 in Winthrop MA ... (#45) ... Signed as a free agent, Aug. 25, 1987
1988-89 1 0 0 0 0 - - - - -

- E -

EDESTRAND, Darryl ... Defense ... 5'11" ... 180 ... Nov. 6, 1945 in Strathroy ONT ... (#6) ... Acquired from Pittsburgh for Nick Beverley, Oct. 25, 1973 ... Traded to Los Angeles for cash, Mar. 13, 1978
1973-74--1977-78 215 8 37 45 195 34 2 6 8 47
EGAN, Pat ... Defense ... 5'10" ... 195 ... Apr. 25, 1918 in Blackie ALTA ... (#2; #4) ... Acquired from Detroit for Bill Hollett, Jan. 5, 1944 ... Traded to NY Rangers for Billy Moe, Lorne Ferguson and future considerations, Oct. 7, 1949
1943-44--1948-49 294 47 85 132 435 32 6 3 9 38
EHMAN, Gerry ... Right Wing ... 6'0" ... 190 ... Nov. 3, 1932 in Cudworth SASK ... Claimed from Detroit in Inter-League Draft, June 1, 1953
1957-58 1 1 0 1 0 - - - - -
ELIK, Todd ... Center ... 6'2" ... 195 ... Apr. 15, 1966 in Brampton ONT ... (#20) ... Signed as a free agent, Aug. 8, 1995
1995-96--1996-97 90 17 45 62 56 4 0 2 2 16
ELLETT, Dave ... Defense ... 6'2" ... 205 ... Mar. 30, 1964 in Cleveland OH ... (#44) ... Signed as a free agent, July 29, 1997
1997-98--1998-99 136 3 26 29 92 14 0 1 1 10
ELORANTA, Mikko ... Left Wing ... 6'0" ... 185 ... Aug. 24, 1972 in Turku FIN ... (#22) ... Ninth pick, 247th overall, in the 1999 NHL Entry Draft ... Traded to Los Angeles with Jason Allison for Glen Murray and Jozef Stumpel, Oct. 24, 2001
1999-00--2001-02 118 18 23 41 76 - - - - -
EMMA, David ... Center ... 5'11" ... 180 ... Jan. 14, 1969 in Cranston RI ... (#52) ... Signed as a free agent, Aug. 27, 1996
1996-97 5 0 0 0 0 - - - - -
EMMONS, John ... Center ... 6'2" ... 203 ... Aug. 17, 1974 in San Jose CA ... (#23) ... Signed as a free agent, Aug. 8, 2001
2001-02 22 0 2 2 16 - - - - -
EMMS, Leighton "Hap" ... Left Wing/Defense ... 6'0" ... 190 ... Jan. 12, 1905 in Barrie ONT ... Signed as a free agent, Oct. 28, 1934 ... Traded to NY Americans with Obs Heximer for Walter Jackson, Dec. 13, 1934
1934-35 11 1 1 2 8 - - - - -
ERICKSON, Aut ... Defense ... 6'1" ... 188 ... Jan. 25, 1938 in Lethbridge ALTA ... (#11) ... Claimed from Chicago in Intra-League Draft, June 10, 1959 ... Claimed by Chicago in Intra-League Draft, June 13, 1961
1959-60--1960-61 126 3 12 15 94 - - - - -
ERICKSON, Grant ... Left Wing ... 5'9" ... 165 ... Apr. 28, 1947 in Pierceland SASK ... Claimed by Minnesota in Intra-League Draft, June 11, 1969
1968-69 2 1 0 1 0 - - - - -
ERIKSSON, Loui ... Left Wing ... 6'2" ... 196 ... July 17, 1985 in Goteborg, Sweden ... (#21) ... Acquired from Dallas with Reilly Smith, Matt Fraser and Joe Morrow for Tyler Seguin, Rich Peverley and Ryan Button, July 4, 2013
2013-14 61 10 27 37 6 12 2 3 5 4
ESPOSITO, Phil ... Center ... 6'1" ... 205 ... Feb. 20, 1942 in Sault Ste. Marie ONT ... (#7) ... Acquired from Chicago with Ken Hodge and Fred Stanfield for Pit Martin, Jack Norris and Gilles Marotte, May 15, 1967 ... Traded to NY Rangers with Carol Vadnais for Brad Park, Jean Ratelle and Joe Zanussi, Nov. 7, 1975
1967-68--1975-76 625 459 553 1012 512 71 46 56 102 81
EVANS, Claude ... Goal ... 5'8" ... 165 ... Apr. 28, 1933 in Longueuil QBC ... Loaned from Springfield/AHL to replace injured Harry Lumley, Mar. 6, 1958
1957-58 1 - 0 0 0 - - - - -
EZINICKI, Bill ... Right Wing ... 5'10" ... 170 ... Mar. 11, 1924 in Winnipeg MAN ... (#21) ... Acquired from Toronto with Vic Lynn for Ferny Flaman, Ken Smith, Phil Maloney and Leo Boivin, Nov. 16, 1950 ... Traded to Toronto for cash, Jan. 28, 1952
1950-51--1951-52 81 21 24 45 166 6 1 1 2 18

- F -

FEATHERSTONE, Glen ... Defense ... 6'4" ... 209 ... July 8, 1968 in Toronto ONT ... (#6) ... Signed as a free agent, July 25, 1991 ... Traded to NY Rangers for Daniel Lacroix, Aug. 19, 1994
1991-92--1993-94 99 7 13 20 274 1 0 0 0 0

FERENCE, Andrew ... Defense ... 5'10" ... 191 ... Mar. 17, 1979 in Edmonton ALTA ... (#21) ... Acquired from Calgary with Chuck Kobasew for Brad Stuart, Wayne Primeau and Washington's 2008 fourth round draft pick (T.J. Brodie), Feb. 10, 2007
2006-07--2012-13 373 16 78 94 278 69 5 16 21 69
FERGUS, Tom ... Center ... 6'3" ... 210 ... June 16, 1962 in Chicago IL ... (#28) ... Second pick (third round), 60th overall, in the 1980 NHL Entry Draft ... Traded to Toronto for Bill Derlago, Oct. 11, 1985
1981-82--1984-85 289 98 138 236 138 29 7 2 9 28
FERGUSON, Lorne ... Left Wing ... 6'0" ... 175 ... May 26, 1930 in Palmerston ONT ... (#12; #23; #24) ... Acquired from NY Rangers with Billy Moe and future considerations for Pat Egan, Oct. 7, 1949 ... Traded to Detroit with Murray Costello for Real Chevrefils and Jerry Toppazzini, Jan. 17, 1956
1949-50--1951-52;
1954-55--1955-56 201 47 41 88 87 10 2 0 2 4
FERNANDEZ, Manny ... Goal ... 6'0" ... 207 ... Aug. 27, 1974 in Etobicoke ONT ... (#35) ... Acquired from Minnesota for Petr Kalus and 2009 fourth round draft pick (Alexander Fallstrom), July 1, 2007
2007-08--2008-09 32 - 0 0 2 - - - - -
FERRARO, Peter ... Right Wing ... 5'10" ... 180 ... Jan. 24, 1973 in Port Jefferson NY ... (#42) ... Signed as a free agent, Aug. 5, 1998 ... Claimed by Atlanta in NHL Expansion Draft, June 25, 1999 ... Acquired from Atlanta for Randy Robitaille, June 25, 1999
1998-99--1999-00 51 6 9 15 44 - - - - -
FIELDER, Guyle ... Center ... 5'9" ... 165 ... Nov. 21, 1930 in Potlach ID ... (#20) ... Acquired from Seattle/WHL for cash, Oct., 1953 ... Claimed from Seattle/WHL in Inter-League Draft, June 5, 1957 ... Traded to Detroit for cash, June 15, 1957
1953-54 - - - - - 2 0 0 0 2
FILLION, Marcel ... Left Wing ... 5'7" ... 175 ... May 28, 1923 in Thetford Mines QBC
1944-45 1 0 0 0 0 - - - - -
FILMORE, Tom ... Right Wing ... 5'11" ... 189 ... Date unknown in Thamesford ONT ... Acquired from NY Americans for Jim Klein, Feb. 12, 1933 ... Traded to Montreal with cash for Tony Savage, Nov. 5, 1934
1932-33--1933-34 4 0 0 0 0 - - - - -
FINLEY, Brian ... Goal ... 6'3" ... 200 ... July 3, 1981 in Sault Ste. Marie ONT ... (#60) ... Signed as a free agent, July 17, 2006
2006-07 2 - 0 0 0 - - - - -
FINNIGAN, Eddie ... Left Wing ... 5'8" ... 170 ... May 23, 1913 in Shawville QBC ... Acquired from NY Americans for cash, Dec. 19, 1935 ... Traded to Providence/AHL for cash, Oct. 7, 1936
1935-36 3 0 0 0 0 - - - - -
FISHER, Duncan ... Right Wing ... 5'7" ... 170 ... Aug. 30, 1927 in Regina SASK ... (#9) ... Acquired from NY Rangers with future considerations (Nov. 20, 1950 loan of Alex Kaleta to Hershey/AHL) for Ed Harrison and Zellio Toppazzini, Nov. 16, 1950 ... Traded to Hershey/AHL with Ellard O'Brien for Ray Gariepy, June, 1953
1950-51--1952-53 125 24 33 57 22 8 1 0 1 0
FITZGERALD, Tom ... Right Wing ... 6'0" ... 195 ... Aug. 28, 1969 in Billerica MA ... (#12) ... Signed as a free agent, July 28, 2004 ... Retired as a player, Sept. 12, 2006
2005-06 71 4 6 10 40 - - - - -
FLAMAN, Ferny ... Defense ... 5'10" ... 190 ... Jan. 25, 1927 in Dysart SASK ... (#4; #10; #14) ... Traded to Toronto with Ken Smith, Phil Maloney and Leo Boivin for Bill Ezinicki and Vic Lynn, Nov. 16, 1950 ... Acquired from Toronto for Dave Creighton, July 20, 1954
1944-45--1950-51;
1954-55--1960-61 682 30 147 177 1002 48 3 6 9 67
FLEMING, Reggie ... Defense/Left Wing ... 5'8" ... 170 ... Apr. 21, 1936 in Montreal QBC ... (#19) ... Acquired from Chicago with Ab McDonald for Doug Mohns, June 8, 1964 ... Traded to NY Rangers for John McKenzie, Jan. 10, 1966
1964-65--1965-66 101 22 29 51 178 - - - - -
FLOCKHART, Ron ... Center ... 5'11" ... 190 ... Oct. 10, 1960 in Smithers BC ... (#36) ... Acquired from St. Louis for future considerations, Feb. 13, 1989
1988-89 4 0 0 0 0 - - - - -
FLOREK, Justin ... Left Wing ... 6'4" ... 199 ... May 18, 1990 in Marquette, MI ... (#57) ... Fifth pick, 135th overall, in the 2010 NHL Entry Draft
2013-14 4 1 1 2 0 6 1 0 1 4
FORBES, Dave ... Left Wing ... 5'10" ... 180 ... Nov. 16, 1948 in Montreal QBC ... (#14) ... Signed as a free agent, Sept., 1973 ... Claimed by Washington in Waiver Draft, Oct. 10, 1977
1973-74--1976-77 284 53 52 105 220 45 1 4 5 13
FORBES, Mike ... Defense ... 6'2" ... 200 ... Sept. 20, 1957 in Brampton ONT ... (#6) ... Third pick, 52nd overall, in the 1977 NHL Amateur Draft ... Claimed by Edmonton in NHL Expansion Draft, June 13, 1979
1977-78 32 0 4 4 15 - - - - -
FOSTER, Dwight ... Right Wing ... 5'10" ... 190 ... Apr. 2, 1957 in Toronto ONT ... (#27; #20) ... First pick, 16th overall, in the 1977 NHL Amateur Draft ... Acquired from Detroit for Dave Donnelly, Mar. 11, 1986
1977-78--1980-81;
1985-86--1986-87 252 51 82 133 165 29 5 11 16 4
FOSTER, Harry "Yip" ... Defense ... 6'6" ... 198 ... Nov. 25, 1907 in Guelph ONT ... Acquired from NY Rangers with cash for Bill Regan, Feb. 17, 1930 ... Traded to Tulsa/AHA for cash, Jan. 6, 1933
1931-32 34 1 2 3 12 - - - - -
FOSTER, Norm ... Goal ... 5'9" ... 175 ... Feb. 10, 1965 in Vancouver BC ... (#29; #36) ... Eleventh pick, 231st overall, in the 1983 NHL Entry Draft ... Traded to Edmonton for 1992 sixth round draft pick (Jiri Dopita), Sept. 11, 1991
1990-91 3 - 0 0 0 - - - - -
FOWLER, Norman "Hec" ... Goal ... 5'11" ... 190 ... Oct. 14, 1892 in Saskatoon SASK ... (#1) ... Acquired from Victoria/PCHA for cash, Oct. 29, 1924
1924-25 7 - 0 0 0 - - - - -
FRANKS, Jim ... Goal ... 5'11" ... 156 ... Nov. 8, 1914 in Melville SASK ... Loaned from Detroit to replace injured Bert Gardiner, Jan. 29, 1944
1943-44 1 - 0 0 0 - - - - -

FRASER, Matt ... Left Wing ... 6'1" ... 204 ... May 20, 1990 in Red Deer ALTA ... (#25) ... Acquired from Dallas with Loui Eriksson, Reilly Smith and Joe Morrow for Tyler Seguin, Rich Peverley and Ryan Button, July 4, 2013
2013-14 14 2 0 2 10 4 1 1 2 0
FREDRICKSON, Frank ... Center ... 5'11" ... 180 ... June 11, 1895 in Winnipeg MAN ... (#5) ... Acquired from Detroit with Harry Meeking for Duke Keats and Archie Briden, Jan. 7, 1927 ... Traded to Pittsburgh for Mickey Mackay and cash, Dec. 21, 1928
1926-27--1928-29 81 27 12 39 140 10 2 3 5 24
FROST, Harry ... Right Wing ... 5'11" ... 165 ... Aug. 17, 1914 in Kerr Lake ONT ... (#4)
1938-39 4 0 0 0 0 1 0 0 0 0

- G -

GAGNE, Art ... Right Wing ... 5'7" ... 160 ... Oct. 11, 1897 in Ottawa ONT ... Acquired from Montreal for cash, May 13, 1929 ... Traded to Ottawa for cash, Dec. 21, 1929
1929-30 6 0 1 1 6 - - - - -
GAGNE, Pierre ... Left Wing ... 6'1" ... 180 ... June 5, 1940 in North Bay ONT
1959-60 2 0 0 0 0 - - - - -
GAGNON, Johnny ... Right Wing ... 5'5" ... 140 ... June 8, 1905 in Chicoutimi QBC ... Acquired from Montreal for Joe Lamb, Oct. 2, 1934 ... Traded to Montreal for cash, Jan. 9, 1935
1934-35 24 1 1 2 9 - - - - -
GAINOR, Norman "Dutch" ... Center ... 6'1" ... 170 ... Apr. 10, 1904 in Calgary ALTA ... (#8) ... Acquired from Minneapolis/AHA with Nobby Clark for Red Stuart, cash and future considerations, Oct. 24, 1927 ... Traded to NY Rangers for Joe Jerwa, Aug. 25, 1931
1927-28--1930-31 163 48 43 91 118 15 2 1 3 12
GALBRAITH, Percy ... Left Wing/Defense ... 5'10" ... 162 ... Dec. 5, 1898 in Toronto ONT ... (#6) ... Acquired from St. Paul/AHA with Bill Hill for cash, Jan. 3, 1926 ... Traded to Ottawa with Ted Saunders and Bud Cook for Bob Gracie, Oct. 4, 1933 ... Signed as a free agent, Nov. 21, 1933
1926-27--1933-34 345 29 31 60 224 31 4 7 11 24
GALLEY, Garry ... Defense ... 6'0" ... 204 ... Apr. 16, 1963 in Montreal QBC ... (#28) ... Signed as a free agent, July 8, 1988 ... Traded to Philadelphia with Wes Walz and 1993 third round draft pick (Milos Holan) for Gord Murphy, Brian Dobbin, 1992 third round (Sergei Zholtok) and 1993 fourth round (Charles Paquette) draft picks, Jan. 2, 1992
1988-89--1991-92 257 24 82 106 322 46 4 9 13 84
GALLINGER, Don ... Center ... 6'0" ... 170 ... Apr. 16, 1925 in Port Colborne ONT ... (#11)
1942-43--1943-44;
1945-46--1947-48 222 65 88 153 89 23 5 5 10 19
GAMBLE, Bruce ... Goal ... 5'9" ... 200 ... May 24 1938 in Port Arthur ONT ... (#1) ... Claimed from NY Rangers in Intra-League Draft, June 10, 1959 ... Loaned to Portland/WHL as future considerations portion of May, 1961 Don Head trade, Sept., 1961 ... Traded to Springfield/AHL with Terry Gray, Randy Miller and Dale Rolfe for Bob McCord, June, 1963
1960-61--1961-62 80 - 0 0 18 - - - - -
GARDINER, Bert ... Goal ... 5'11" ... 160 ... Mar. 25, 1913 in Saskatoon SASK ... (#1) ... Acquired from Montreal for cash, Oct. 30, 1943
1943-44 41 - 1 1 - - - - - -
GARDNER, Cal ... Center ... 6'1" ... 172 ... Oct. 30, 1924 in Transcona MAN ... (#9) ... Acquired from Chicago for cash, June 26, 1953
1953-54--1956-57 280 57 83 140 225 19 3 2 5 6
GARIEPY, Ray ... Defense ... 5'9" ... 180 ... Sept. 4, 1928 in Toronto ONT ... Signed as a free agent, Oct. 8, 1953 ... Traded to Toronto for John Henderson, Sept. 23, 1954
1953-54 35 1 6 7 39 - - - - -
GAUDREAULT, Armand ... Left Wing ... 5'9" ... 155 ... July 14, 1921 in Lac St. Jean QBC ... (#14) ... Signed as a free agent, Nov. 2, 1944
1944-45 44 15 9 24 27 7 0 2 2 8
GAUTHIER, Jean ... Defense ... 6'1" ... 190 ... Apr. 29, 1937 in Montreal QBC ... (#27) ... Claimed from Philadelphia in Intra-League Draft, June 12, 1968
1968-69 11 0 2 2 8 - - - - -
GELINEAU, Jack ... Goal ... 6'0" ... 180 ... Nov. 11, 1924 in Toronto ONT ... (#1) ... Traded to Chicago for cash, Nov. 28, 1953
1948-49--1950-51 141 - 0 0 4 4 - 0 0 0
GENDRON, Jean-Guy ... Left Wing ... 5'9" ... 165 ... Aug. 30, 1934 in Montreal QBC ... (#23) ... Claimed from NY Rangers in Intra-League Draft, June 3, 1958 ... Traded to Montreal for Andre Pronovost, Nov. 27, 1960 ... Claimed from NY Rangers in Intra-League Draft, June 4, 1962
1958-59--1960-61;
1962-63--1963-64 260 66 62 128 230 7 1 0 1 18
GERAN, Gerry ... Center ... 5'9" ... 180 ... Aug. 3, 1896 in Holyoke MA ... (#9) ... Signed as a free agent, Nov. 23, 1925 ... Traded to St. Paul/AHA for cash, Nov. 4, 1926
1925-26 33 5 1 6 6 - - - - -
GETLIFFE, Ray ... Center/Left Wing ... 5'11" ... 175 ... Apr. 3, 1914 in Galt ONT ... (#6) ... Acquired from NY Rangers for cash, Dec. 28, 1935 ... Traded to Montreal with Charlie Sands for Herb Cain, Oct. 10, 1939
1935-36--1938-39 128 37 40 77 57 19 3 3 6 6
GIBBS, Barry ... Defense ... 5'11" ... 195 ... Sept. 28, 1948 in Lloydminster SASK ... (#24) ... First pick, first overall, in the 1966 NHL Amateur Draft ... Traded to Minnesota with Tommy Williams 1969 first round draft pick (Don Tannahill) and future considerations (Fred O'Donnell, May 7, 1971), May 7, 1969
1967-68--1968-69 24 0 0 0 4 - - - - -
GIBSON, Doug ... Center ... 5'10" ... 175 ... Sept. 28, 1953 in Peterborough ONT ... (#22; #27) ... Third pick, 36th overall, in the 1973 NHL Amateur Draft ... Claimed off waivers by Washington, May 29, 1977
1973-74; 1975-76 52 7 18 25 0 1 0 0 0 0

GILBERT, Gilles ... Goal ... 6'1" ... 175 ... Mar. 31, 1949 in St. Esprit QBC ... (#1) ... Acquired from Minnesota for Fred Stanfield, May 22, 1973 ... Traded to Detroit for Rogie Vachon, July 15, 1980

1973-74--1979-80	277	-	5	5	86	31	-	4	4	10

GILBERT, Jeannot ... Center ... 5'10" ... 170 ... Dec. 29, 1940 in Grade Baie QBC ... Claimed by Pittsburgh in NHL Expansion Draft, June 6, 1967

1962-63; 1964-65	9	0	1	1	4	-	-	-	-	-

GILL, Andre ... Goal ... 5'7" ... 145 ... Sept. 19, 1941 in Sorel QBC ... Loaned from Hershey/AHL to replace injured Gerry Cheevers, Dec. 23, 1967

1967-68	5	-	0	0	0	-	-	-	-	-

GILL, Hal ... Defense ... 6'7" ... 250 ... Apr. 6, 1975 in Concord MA ... (#75; #25) ... Eighth pick, 207th overall, in the 1993 NHL Entry Draft

1997-98--2005-06	626	20	77	97	588	36	0	2	2	28

GILLIS, Mike ... Left Wing ... 6'1" ... 195 ... Dec. 1, 1958 in Sudbury ONT ... (#14; #22; #34; #33) ... Acquired from Colorado for Bob Miller, Feb. 18, 1981

1980-81--1983-84	125	17	24	41	104	27	2	5	7	10

GIRARD, Jonathan ... Defense ... 5'11" ... 192 ... May 27, 1980 in Joliette QBC ... (#55; #46) ... First pick (second round), 48th overall, in the 1998 NHL Entry Draft ... Retired due to injuries from car accident, Nov. 30, 2005

1998-99--2002-03	150	10	34	44	46	3	0	1	1	2

GIROUX, Art ... Right Wing ... 5'10" ... 165 ... June 6, 1908 in Winnipeg MAN ... Acquired from Montreal for cash, Oct. 18, 1934 ... Traded to Detroit with Marty Barry for Cooney Weiland and Walt Buswell, June 30, 1935

1934-35	10	1	0	1	0	-	-	-	-	-

GLADU, Jean-Paul ... Left Wing ... 5'11" ... 180 ... June 20, 1921 in St. Hyacinthe QBC ... (#19) ... Traded to St. Louis/AHL for cash, Dec. 6, 1945 ... Acquired from Cleveland/AHL with Joe Lund for Buck Davies and Vic Lynn, Dec. 10, 1951

1944-45	40	6	14	20	2	7	2	2	4	0

GLENNON, Matt ... Left Wing ... 6'0" ... 185 ... Sept. 20, 1968 in Hull MA ... (#13; #39) ... Seventh pick (sixth round), 119th overall, in the 1987 NHL Entry Draft

1991-92	3	0	0	0	2	-	-	-	-	-

GODFREY, Warren ... Defense ... 6'1" ... 190 ... Mar. 23, 1931 in Toronto ONT ... (#6; #25) ... Traded to Detroit with Gilles Boisvert, Real Chevrefils, Norm Corcoran and Ed Sandford for Marcel Bonin, Lorne Davis, Terry Sawchuk and Vic Stasiuk, June 3, 1955 ... Claimed from Detroit in Intra-League Draft, June 4, 1962 ... Traded to Detroit for Gerry Odrowski, Oct. 10, 1963

1952-53--1954-55;										
1962-63	258	9	48	57	225	18	0	1	1	6

GOLDSWORTHY, Bill ... Right Wing ... 6'0" ... 190 ... Aug. 24, 1944 in Waterloo ONT ... (#26; #28) ... Claimed by Minnesota in NHL Expansion Draft, June 6, 1967

1964-65--1966-67	33	6	6	12	27	-	-	-	-	-

GOLDSWORTHY, Roy ... Right Wing ... 6'0" ... 165 ... Oct. 18, 1906 in Two Harbors MN ... (#9) ... Acquired from Montreal with Sam McManus and cash for Babe Siebert and Roger Jenkins, Sept. 10, 1936 ... Traded to NY Americans with loan of Art Jackson for 1938-39 season for cash, Oct. 24, 1938

1936-37--1937-38	93	17	16	33	22	6	0	0	0	2

GONCHAR, Sergei ... Defense ... 6'2" ... 215 ... Apr. 13, 1974 in Chelyabinsk RUS ... (#55) ... Acquired from Washington for Shaone Morrisonn and 2004 first (Jeff Schultz) and second (Michail Yunkov) round draft picks, Mar. 3, 2004

2003-04	15	4	5	9	12	7	1	4	5	4

GORDON, Fred ... Right Wing ... 5'10" ... 185 ... May 6, 1900 in Fleming SASK ... (#10) ... Acquired from Detroit for Harry Meeking, May 22, 1927

1927-28	43	3	2	5	40	2	0	0	0	0

GOREN, Lee ... Right Wing ... 6'3" ... 205 ... Dec. 26, 1977 in Winnipeg MAN ... (#37) ... Fifth pick (third round), 63rd overall, in the 1997 NHL Entry Draft

2000-01; 2002-03	35	4	1	5	14	5	0	0	0	5

GORING, Robert "Butch" ... Center ... 5'9" ... 170 ... Oct. 22, 1949 in St. Boniface MAN ... (#22) ... Claimed off waivers from NY Islanders, Jan. 8, 1985

1984-85	39	13	21	34	6	5	1	1	2	0

GOULD, Bob ... Right Wing ... 6'0" ... 195 ... Sept. 2, 1957 in Petrolia ONT ... (#18) ... Acquired from Washington for Alain Cote, Sept. 28, 1989

1989-90	77	8	17	25	92	17	0	0	0	4

GRACIE, Bob ... Center/Left Wing ... 5'9" ... 155 ... Nov. 8, 1910 in North Bay ONT ... (#6) ... Acquired from Ottawa for Percy Galbraith, Bud Cook and Ted Saunders, Oct. 4, 1933 ... Traded to NY Americans with Art Chapman for Lloyd Gross and George Patterson, Jan. 11, 1934

1933-34	24	2	6	8	18	-	-	-	-	-

GRADIN, Thomas ... Center ... 5'11" ... 176 ... Feb. 18, 1956 in Solleftea SWE ... (#10) ... Signed as a free agent, June 24, 1986

1986-87	64	12	31	43	18	4	0	4	4	0

GRAHAM, Rod ... Left Wing ... 6'0" ... 185 ... Aug. 19, 1946 in London ONT ... (#28) ... Rights transferred with affiliation agreement with Rochester/AHL, June 14, 1974

1974-75	14	2	1	3	7	-	-	-	-	-

GRAHAM, Ted ... Defense ... 5'8" ... 170 ... Jan. 30, 1906 in Owen Sound ONT ... (#4) ... Claimed from St. Louis in Dispersal Draft, Oct. 15, 1935 ... Traded to NY Americans for Walt Kalbfleish, Dec. 19, 1936

1935-36--1936-37	49	4	1	5	37	2	0	0	0	2

GRAHAME, John ... Goal ... 6'2" ... 210 ... Aug. 31, 1975 in Denver CO ... (#30; #47) ... Seventh pick (ninth round), 229th overall, in the 1994 NHL Entry Draft ... Traded to Tampa Bay for 2004 fourth round draft pick (Jason Churchill), Jan. 13, 2003

1999-00--2002-03	76	-	4	4	18	-	-	-	-	-

GRAHAME, Ron ... Goal ... 5'11" ... 175 ... June 7, 1950 in Victoria BC ... (#31) ... Signed as a free agent, Oct. 13, 1977 ... Traded to Los Angeles for 1979 first round draft pick (Ray Bourque), Oct. 9, 1978

1977-78	40	-	1	1	0	4	-	0	0	0

GRANT, Benny ... Goal ... 5'11" ... 160 ... July 14, 1908 in Owen Sound ONT ... Loaned from Toronto to replace Maurice Courteau, Mar. 18, 1944

1943-44	1	-	0	0	0	-	-	-	-	-

GRAY, Terry ... Right Wing ... 6'0" ... 175 ... Mar. 21, 1938 in Montreal QBC ... (#12) ... Acquired from Montreal with Cliff Pennington for Willie O'Ree and Stan Maxwell, June, 1961 ... Loaned to Montreal for cash, July, 1962 ... Traded to Springfield/AHL with Dale Rolfe, Bruce Gamble and Randy Miller for Bob McCord, June, 1963

1961-62	42	8	7	15	15	-	-	-	-	-

GREEN, Redvers ... Left Wing ... 5'8" ... 148 ... Dec. 12, 1899 in Sudbury ONT ... (#7) ... Acquired from NY Americans for Harry Connor, May 18, 1928 ... Claimed off waivers by Detroit, Feb. 16, 1929 ... Claimed off waivers from Detroit, Mar. 4, 1929

1928-29	22	0	0	0	16	1	0	0	0	0

GREEN, Ted ... Defense ... 5'10" ... 200 ... Mar. 23, 1940 in Eriksdale MAN ... (#6) ... Claimed from Montreal in Intra-League Draft, June 8, 1960 ... Signed with WHA in 1972 off-season

1960-61--1968-69;										
1970-71--1971-72	620	48	206	254	1029	31	4	8	12	54

GREEN, Travis ... Center ... 6'2" ... 200 ... Dec. 20, 1970 in Castlegar BC ... (#39) ... Acquired from Columbus for 2004 sixth round draft pick (Lennart Petrell), Oct. 3, 2003

2003-04--2005-06	146	21	17	38	146	7	0	1	1	8

GRONSDAHL, Lloyd ... Right Wing ... 5'9" ... 170 ... May 10, 1921 in Norquay SASK

1941-42	10	1	2	3	0	-	-	-	-	-

GROSEK, Michal ... Left Wing ... 6'2" ... 207 ... June 1, 1975 in Vyskov CZE REP ... (#22) ... Signed as a free agent, July 16, 2002

2002-03--2003-04	96	5	20	25	104	5	0	0	0	13

GROSS, Lloyd ... Left Wing ... 5'9" ... 175 ... Sept. 5, 1905 in Kitchener ONT ... Acquired from NY Americans with George Patterson for Art Chapman and Bob Gracie, Jan. 11, 1934 ... Traded to Detroit for cash, Feb. 13, 1934

1933-34	6	1	0	1	6	-	-	-	-	-

GROSSO, Don ... Left Wing/Center ... 5'11" ... 170 ... Apr. 12, 1915 in Sault Ste. Marie ONT ... (#19) ... Acquired from Chicago for cash, June, 1946 ... Traded to St. Louis/AHL for cash, June 14, 1947

1946-47	33	0	2	2	2	-	-	-	-	-

GRUDEN, John ... Defense ... 6'0" ... 190 ... June 4, 1970 in Virginia MN ... (#29; #36) ... Seventh pick (eighth round), 168th overall, in the 1990 NHL Entry Draft

1993-94--1995-96	59	0	7	7	28	3	0	1	1	0

GRYP, Bob ... Left Wing ... 6'1" ... 190 ... May 6, 1950 in Chatham ONT ... (#28) ... Claimed from Tulsa/CHL in Reverse Draft, June, 1972 ... Claimed by Washington in NHL Expansion Draft, June 12, 1974

1973-74	1	0	0	0	0	-	-	-	-	-

GUAY, Paul ... Right Wing ... 5'11" ... 185 ... Sept. 2, 1963 in Providence RI ... (#37; #45) ... Acquired from Los Angeles for Dave Pasin, Nov. 3, 1988

1988-89	5	0	2	2	0	-	-	-	-	-

GUERIN, Bill ... Right Wing ... 6'2" ... 210 ... Nov. 9, 1970 in Worcester MA ... (#13) ... Acquired from Edmonton for Anson Carter and 2001 first (Ales Hemsky) and second (Doug Lynch) round draft picks, Nov. 15, 2000

2000-01--2001-02	142	69	60	129	213	6	4	2	6	6

GUIDOLIN, Armand "Bep" ... Left Wing ... 5'8" ... 175 ... Dec. 9, 1925 in Thorold ONT ... (#12) ... Traded to Detroit for Billy Taylor, Oct. 15, 1947

1942-43--1943-44;										
1945-46--1946-47	195	49	70	119	236	22	5	7	12	31

GUITE, Ben ... Center ... 6'1" ... 211 ... July 17, 1978 in Montreal QBC ... (#50) ... Signed as a free agent, Aug. 15, 2005

2005-06	1	0	0	0	0	-	-	-	-	-

- H -

HACKETT, Jeff ... Goal ... 6'1" ... 198 ... June 1, 1968 in London ONT ... (#30) ... Acquired from San Jose with Jeff Jillson for Kyle McLaren and 2004 fourth round draft pick (Torrey Mitchell), Jan. 23, 2003

2002-03	18	-	0	0	2	3	-	0	0	0

HAGMAN, Matti ... Center ... 6'1" ... 184 ... Sept. 21, 1955 in Helsinki FIN ... (#28) ... Sixth pick (seventh round), 104th overall, in the 1975 NHL Amateur Draft ... Traded to Quebec/WHA for cash, Dec., 1977

1976-77--1977-78	90	15	18	33	2	8	0	1	1	0

HALL, Taylor ... Left Wing ... 5'11" ... 180 ... Feb. 20, 1964 in Regina SASK ... (#23) ... Signed as a free agent, July 20, 1987

1987-88	7	0	0	0	4	-	-	-	-	-

HALWARD, Doug ... Defense ... 6'1" ... 200 ... Nov. 1, 1955 in Toronto ONT ... (#26; #29) ... First pick, 14th overall, in the 1975 NHL Amateur Draft ... Traded to Los Angeles for future considerations, Sept. 18, 1978

1975-76--1977-78	65	3	9	12	14	7	0	0	0	4

HAMILL, Robert "Red" ... Left Wing ... 5'11" ... 180 ... Jan. 11, 1917 in Toronto ONT ... (#11) ... Signed as a free agent, Oct. 26, 1937 ... Traded to Chicago for cash, Dec., 18, 1941

1937-38--1941-42	59	16	14	30	20	17	0	1	1	13

HAMILL, Zach ... Center ... 5'11" ... 180 ... Sept. 23, 1988 in Vancouver BC ... (#52) ... First pick, eighth overall, in the 2007 NHL Entry Draft ... Traded to Washington for Chris Bourque, May 26, 2012

2009-10--2011-12	20	0	4	4	4	-	-	-	-	-

HAMILTON, Dougie ... Defense ... 6'5" ... 199 ... June 17, 1993 in Toronto ONT ... (#27) ... First pick, 9th overall, in the 2011 NHL Entry Draft

2012-13--2013-14	106	12	29	41	54	19	2	8	10	14

HAMMOND, Ken ... Defense ... 6'1" ... 190 ... Aug. 22, 1963 in Port Credit ONT ... (#55) ... Acquired from Toronto for cash, Aug. 20, 1990

1990-91	1	1	0	1	2	8	0	0	0	10

HARKINS, Brett ... Center ... 6'3" ... 210 ... Oct. 8, 1968 in Cleveland OH ... (#40; #65) ... Signed as a free agent, July 1, 1994 ... Signed as a free agent, Sept. 4, 1996
1994-95; 1996-97 45 4 15 19 8 - - - - -
HARNOTT, Walter ... Left Wing ... 5'10" ... 175 ... Sept. 24, 1909 in Montreal QBC
1933-34 6 0 0 0 2 - - - - -
HARRINGTON, Leland ... Left Wing ... 5'8" ... 163 ... Aug. 13, 1904 in Melrose MA ... (#11; #14) ... Signed as a free agent, Jan. 4, 1926 ... Traded to Providence/Can-Am for cash, Oct., 1928
1925-26; 1927-28 48 8 2 10 13 2 0 0 0 0
HARRIS, Henry ... Right Wing ... 5'11" ... 185 ... Apr. 28, 1906 in Kenora ONT ... Acquired from Seattle/PCHL for cash, Feb. 4, 1930
1930-31 32 2 4 6 20 - - - - -
HARRIS, Thomas Fred "Smokey" ... Left Wing ... 5'11" ... 165 ... Oct. 11, 1890 in Port Arthur ONT ... (#8) ... Acquired from Seattle/PCHL for cash, Nov. 2, 1924 ... Traded to Vancouver/WCHL for cash, Dec. 21, 1924
1924-25 6 3 1 4 8 - - - - -
HARRISON, Ed ... Center/Left Wing ... 6'0" ... 165 ... July 25, 1927 in Mimico ONT ... (#16) ... Traded to NY Rangers with Zellio Toppazzini for Duncan Fisher and future considerations (Nov. 30, 1950 loan of Alex Kaleta to Hershey/AHL), Nov. 16, 1950
1947-48--1950-51 190 26 24 50 51 9 1 0 1 2
HARRISON, Jim ... Center ... 5'11" ... 185 ... July 9, 1947 in Bonnyville ALTA ... (#16) ... Traded to Toronto for Wayne Carleton, Dec. 10, 1969
1968-69--1969-70 39 4 3 7 37 - - - - -
HAWGOOD, Greg ... Defense ... 5'10"... 190 ... Aug. 10, 1968 in Edmonton ALTA ... (#35; #38; #39; #40) ... Ninth pick (tenth round), 202nd overall, in the 1986 NHL Entry Draft ... Traded to Edmonton for Vladimir Ruzicka, Oct. 22, 1990
1987-88--1989-90 134 27 51 78 160 28 2 5 7 14
HAYES, Chris ... Left Wing ... 5'10" ... 180 ... Aug. 24, 1946 in Rouyn QBC ... (#29) ... Signed as a free agent, Sept., 1971
1971-72 - - - - - 1 0 0 0 0
HAYNES, Paul ... Center ... 5'10" ... 160 ... Mar. 1, 1910 in Montreal QBC ... (#9) ... Acquired from Montreal Maroons for cash, Dec. 28, 1934 ... Traded to Montreal Canadiens for Jack Riley, Sept. 30, 1935
1934-35 37 4 3 7 8 3 0 0 0 0
HEAD, Don ... Goal ... 5'10" ... 200 ... June 30, 1933 in Mt. Dennis ONT ... (#1) ... Acquired from Portland/AHL for Jack Bionda and future considerations (Gene Achtymichuk and Don Ward, Aug., 1961 and Sept., 1961 loan of Bruce Gamble), May, 1961 ... Traded to Portland/WHL for cash, June 10, 1962
1961-62 38 - 0 0 14 - - - - -
HEADLEY, Fern ... Defense ... 5'11" ... 175 ... Mar. 2, 1901 in Crystal ND ... (#11) ... Acquired from Saskatoon/WCHL for cash, Nov. 2, 1924 ... Traded to Vancouver/WHL for cash, Oct. 29, 1925
1924-25 11 0 1 1 2 - - - - -
HEALEY, Eric ... Left Wing ... 6'0" ... 202 ... Jan. 20, 1975 in Hull MA ... (#40) ... Signed as a free agent, Aug. 15, 2005
2005-06 2 0 0 0 2 - - - - -
HEBENTON, Andy ... Right Wing ... 5'9" ... 180 ... Oct. 3, 1929 in Winnipeg MAN ... (#12) ... Claimed from NY Rangers in Intra-League Draft, June 4, 1963 ... Loaned to Portland/WHL for cash, June 5, 1964 ... Traded to Toronto with Orland Kurtenbach and Pat Stapleton for Ron Stewart, June 8, 1965
1963-64 70 12 11 23 8 - - - - -
HEINRICH, Lionel ... Left Wing ... 5'10" ... 180 ... Apr. 20, 1934 in Churchbridge SASK ... (#6)
1955-56 35 1 1 2 33 - - - - -
HEINZE, Steve ... Right/Left Wing ... 5'11" ... 202 ... Jan. 30, 1970 in Lawrence MA ... (#45; #23) ... Second pick (third round), 60th overall, in the 1988 NHL Entry Draft ... Claimed by Columbus in NHL Expansion Draft, June 23, 2000
1991-92--1999-00 515 131 108 239 275 52 8 11 19 36
HENDERSON, Jay ... Left Wing ... 5'11" ... 188 ... Sept. 17, 1978 in Edmonton ALTA ... (#38; #51) ... Twelfth pick (ninth round), 246th overall, in 1997 NHL Entry Draft ... Traded to NY Rangers for 2004 ninth round draft pick (Christian Mahoney-Wilson), Jan. 17, 2003
1998-99--2000-01 33 1 3 4 37 - - - - -
HENDERSON, John ... Goal ... 6'1" ... 174 ... Mar. 25, 1933 in Toronto ONT ... Acquired from Toronto for Ray Gariepy, Sept. 23, 1954
1954-55--1955-56 46 - 0 0 0 2 - 0 0 0
HENDERSON, Murray ... Defense ... 6'0" ... 180 ... Sept. 5, 1921 in Toronto ONT ... (#8) ... Signed as a free agent, Feb. 28, 1945
1944-45--1951-52 405 24 62 86 305 41 2 3 5 23
HENNESSY, Josh ... Center ... 6'0" ... 200 ... Feb. 7, 1985 in Brockton MA ... (#62) ... Signed as a free agent, July 5, 2011
2011-12 3 0 0 0 2 - - - - -
HENRY, Gordon ... Goal ... 6'0" ... 185 ... Aug. 17, 1926 in Owen Sound ONT ... (#1)
1948-49--1950-51;
1952-53 3 - 0 0 0 5 - 0 0 0
HENRY, Jim ... Goal ... 5'9" ... 165 ... Oct. 23, 1920 in Winnipeg MAN ... (#1) ... Acquired from Detroit for cash, Sept. 28, 1951
1951-52--1954-55 237 - 0 0 0 23 - 0 0 0
HERBERTS, Jimmy ... Center/Right Wing ... 5'10" ... 185 ... Oct. 31, 1897 in Cayuga ONT ... (#4) ... Signed as a free agent, Nov. 2, 1924 ... Traded to Toronto for Eric Pettinger and cash, Dec. 21, 1927
1924-25--1927-28 112 66 20 86 176 8 3 0 3 8
HERGESHEIMER, Phil ... Right Wing ... 5'10" ... 175 ... July 9, 1914 in Winnipeg MAN ... Acquired from Chicago for cash with Chicago holding right of recall, Jan. 26, 1942 ... Rights returned to Chicago, July 1, 1942
1941-42 3 0 0 0 2 - - - - -
HERR, Matt ... Center ... 6'2" ... 204 ... May 26, 1976 in Hackensack NJ ... (#63) ... Signed as a free agent, July 18, 2002
2002-03 3 0 0 0 0 - - - - -
HERVEY, Matt ... Defense ... 5'11" ... 205 ... May 16, 1968 in Whittier CA ... (#43) ... Signed as a free agent, Aug. 15, 1991 ... Traded to Tampa Bay with Ken D. Hodge for Darin Kimble and future considerations, Sept. 4, 1992
1991-92 16 0 1 1 55 5 0 0 0 6

HEXIMER, Orville ... Left Wing/Center ... 5'7" ... 159 ... Feb. 16, 1910 in Niagara Falls ONT ... (#14) ... Acquired from NY Rangers for cash, Aug. 22, 1932 ... Traded to NY Americans with Hap Emms for Walter Jackson, Dec. 13, 1934
1932-33 48 7 5 12 12 5 0 0 0 2
HICKS, Wayne ... Right Wing ... 5'11" ... 185 ... Apr. 9, 1937 in Aberdeen WA ... (#12) ... Claimed from Montreal in Intra-League Draft, June 5, 1962 ... Traded to Montreal for cash, Sept. 28, 1963
1962-63 65 7 9 16 14 - - - - -
HILBERT, Andy ... Center/Left Wing ... 5'11" ... 190 ... Feb. 6, 1981 in Lansing MI ... (#29; #16) ... Third pick (second round), 37th overall, in the 2000 NHL Entry Draft ... Traded to Chicago for 2006 fifth round draft pick (Shane Sims), Nov. 6, 2005
2001-02--2003-04 38 3 3 6 18 5 1 0 1 0
HILL, Mel ... Right Wing ... 5'10" ... 175 ... Feb. 15, 1914 in Glenboro MAN ... (#11; #16; #18) ... Signed as a free agent, Oct. 26, 1937 ... Traded to Brooklyn for cash, June 27, 1941
1937-38--1940-41 131 26 25 51 41 24 7 4 11 12
HILLER, Wilbert "Dutch" ... Left Wing ... 5'8" ... 170 ... May 11, 1915 in Kitchener ONT ... (#12) ... Acquired from Detroit with cash for Pat McReavy, Nov. 24, 1941 ... Traded to Montreal for cash, Aug. 15, 1942
1941-42--1942-43 46 7 10 17 19 5 0 1 1 0
HILLIER, Randy ... Defense ... 6'1" ... 192 ... Mar. 30, 1960 in Toronto ONT ... (#23) ... Fourth pick (fifth round), 102nd overall, in the 1980 NHL Entry Draft ... Traded to Pittsburgh for 1985 fourth round draft pick (Greg Polak), Oct. 15, 1984
1981-82--1983-84 164 3 30 33 253 11 0 1 1 20
HILLMAN, Floyd ... Defense ... 5'11" ... 170 ... Nov. 19, 1933 in Ruthven ONT ... Acquired from Victoria/WHL for Arnott Whitney, Dec., 1955
1956-57 6 0 0 0 10 - - - - -
HILLMAN, Larry ... Defense ... 6'0" ... 185 ... Feb. 5, 1937 in Kirkland Lake ONT ... (#22) ... Claimed off waivers from Chicago, Oct. 14, 1957 ... Claimed by Toronto in Intra-League Draft, June 8, 1960
1957-58--1959-60 127 6 30 36 81 18 0 3 3 6
HITCHMAN, Lionel ... Defense ... 6'1" ... 167 ... Nov. 3, 1901 in Toronto ONT ... (#2, #3) ... Acquired from Ottawa for cash, Jan. 10, 1925
1924-25--1933-34 377 26 26 52 485 31 3 1 4 69
HNIDY, Shane ... Defense ... 6'2" ... 204 ... Nov. 8, 1975 in Brandon MAN ... (#34) ... Acquired from Anaheim with 2008 sixth round draft pick (Nicholas Tremblay) for Brandon Bochenski, Jan. 2, 2008 ... Signed as a free agent, Feb. 26, 2011
2007-08--2008-09;
2010-11 111 4 13 17 88 17 2 1 3 16
HODGE, Kenneth D. ... Center/Right Wing ... 6'1" ... 200 ... Apr. 13, 1966 in Windsor ONT ... (#10) ... Acquired from Minnesota for 1992 fourth round draft pick (Jere Lehtinen), Aug. 21, 1990 ... Traded to Tampa Bay with Matt Hervey for Darin Kimble and future considerations, Sept. 4, 1992
1990-91--1991-92 112 36 40 76 30 15 4 6 10 6
HODGE, Kenneth R. ... Right Wing ... 6'2" ... 210 ... June 25, 1944 in Birmingham ENG ... (#8) ... Acquired from Chicago with Phil Esposito and Fred Stanfield for Gilles Marotte, Pit Martin and Jack Norris, May 15, 1967 ... Traded to NY Rangers for Rick Middleton, May 26, 1976
1967-68--1975-76 652 289 385 674 620 86 34 47 81 108
HODGSON, Ted ... Right Wing ... 5'11" ... 185 ... June 30, 1945 in Hobbema ALTA ... (#24) ... Traded to Salt Lake/WHL for cash, Oct. 22, 1969
1966-67 4 0 0 0 0 - - - - -
HOGGAN, Jeff ... Left Wing ... 6'1" ... 188 ... Feb. 1, 1978 in Hope BC ... (#32) ... Signed as a free agent, July 21, 2006
2006-07--2007-08 47 0 2 2 33 - - - - -
HOGUE, Benoit ... Left Wing ... 5'10" ... 194 ... Oct. 28, 1966 in Repentigny QBC ... (#33) ... Acquired from Dallas for future considerations, Jan. 12, 2002 ... Claimed off waivers by Washington, Mar. 19, 2002
2001-02 17 4 4 8 9 - - - - -
HOLLETT, Bill "Flash" ... Defense ... 6'0" ... 180 ... Apr. 13, 1912 in North Sydney NS ... (#2; #3; #12) ... Acquired from Toronto for cash, Jan. 15, 1936 ... Traded to Detroit for Pat Egan, Jan. 5, 1944
1935-36--1943-44 354 84 115 199 198 48 5 20 25 20
HOOVER, Ron ... Center ... 6'1" ... 185 ... Oct. 28, 1966 in Oakville ONT ... (#39; #44) ... Signed as a free agent, Sept. 1, 1989
1989-90--1990-91 17 4 0 4 31 8 0 0 0 18
HORECK, Pete ... Left Wing ... 5'9" ... 158 ... June 15, 1923 in Massey ONT ... Acquired from Detroit with Bill Quackenbush for Pete Babando, Clare Martin, Lloyd Durham and Jimmy Peters, Aug. 16, 1949 ... Traded to Chicago for cash, Nov. 1, 1951
1949-50--1950-51 100 15 18 33 79 4 0 0 0 13
HORTON, Nathan ... Right Wing ... 6'2" ... 215 ... May 29, 1985 in Welland ONT ... (#18) ... Acquired from Florida with Gregory Campbell for Dennis Wideman, 2010 first round (Derek Forbort) and 2011 third round (Kyle Rau) draft picks, June 22, 2010
2010-11--2012-13 169 56 51 107 161 43 15 21 36 49
HORVATH, Bronco ... Center ... 5'11" ... 185 ... Mar. 12, 1930 in Port Colborne ONT ... (#6) ... Claimed from Montreal in Intra-League Draft, June 5, 1957 ... Claimed by Chicago in Intra-League Draft, June 13, 1961
1957-58--1960-61 227 103 112 215 204 19 7 6 13 8
HOWE, Marty ... Defense ... 6'1" ... 195 ... Feb. 18, 1954 in Detroit MI ... (#27) ... Acquired from Hartford for future considerations, Oct. 1, 1982 ... Traded to Hartford for future considerations, Sept. 29, 1983
1982-83 78 1 11 12 24 12 0 1 1 9
HUARD, Bill ... Left Wing ... 6'1" ... 215 ... June 24, 1967 in Welland ONT ... (#61) ... Signed as a free agent, Dec. 4, 1992
1992-93 2 0 0 0 0 - - - - -
HUGHES, Brent ... Left Wing ... 5'11" ... 195 ... Apr. 5, 1966 in New Westminster BC ... (#42; #18) ... Acquired from Washington with future considerations for John Byce and Dennis Smith, Feb. 24, 1992 ... Claimed by Buffalo in Waiver Draft, Oct. 2, 1995
1991-92--1994-95 191 25 22 47 511 29 4 1 5 53
HUGHES, Ryan ... Center ... 6'2" ... 196 ... Jan. 17, 1972 in Montreal QBC ... (#47) ... Signed as a free agent, Oct. 6, 1995
1995-96 3 0 0 0 0 - - - - -

HULBIG, Joe ... Left Wing ... 6'3" ... 215 ... Sept. 29, 1973 in Norwood MA ... (#48) ... Signed as a free agent, July 23, 1999

1999-00--2000-01	31	2	2	4	12	-	-	-	-	-

HUML, Ivan ... Left Wing ... 6'2" ... 195 ... Sept. 6, 1981 in Kladno CZE REP ... (#36) ... Fourth pick (second round), 59th overall, in the 2000 NHL Entry Draft

2001-02--2003-04	49	6	12	18	36	-	-	-	-	-

HUNWICK, Matt ... Defense ... 5'11" ... 193 ... May 21, 1985 in Warren MI ... (#48) ... Sixth pick (seventh round), 224th overall, in the 2004 NHL Entry Draft ... Traded to Colorado for Colby Cohen, Nov. 29, 2010

2007-08--2010-11	164	13	32	45	76	14	0	6	6	2

HURLEY, Paul ... Defense ... 5'11" ... 185 ... July 12, 1946 in Melrose MA ... Signed as a free agent, Mar., 1969 ... Signed with WHA in 1972 off-season

1968-69	1	0	1	1	0	-	-	-	-	-

HUSCROFT, Jamie ... Defense ... 6'2" ... 200 ... Jan. 9, 1967 in Creston BC ... (#28) ... Signed as a free agent, July 23, 1992

1993-94--1994-95	70	0	7	7	247	9	0	0	0	20

HUTTON, Bill ... Defense/Right Wing ... 5'11" ... 165 ... Jan. 28, 1910 in Calgary ALTA ... (#15) ... Traded to Ottawa for Harry Connor, Jan. 30, 1930 ... Acquired from Ottawa for Harry Connor, Oct. 16, 1930 ... Traded to Philadelphia with Ron Lyons for Hal Darragh, Dec. 8, 1930

1929-30--1930-31	25	2	0	2	4	-	-	-	-	-

HYNES, Dave ... Left Wing ... 5'9" ... 182 ... Apr. 17, 1951 in Cambridge MA ... (#27) ... Signed with WHA in 1976 off-season

1973-74--1974-75	22	4	0	4	2	-	-	-	-	-

HYNES, Gord ... Defense ... 6'1" ... 170 ... July 22, 1966 in Montreal QBC ... (#47) ... Fifth pick (sixth round), 115th overall, in the 1985 NHL Entry Draft

1991-92	15	0	5	5	6	12	1	2	3	6

- I -

IAFRATE, Al ... Defense ... 6'3" ... 235 ... Mar. 21, 1966 in Dearborn MI ... (#43) ... Acquired from Washington for Joe Juneau, Mar. 21, 1994 ... Traded to San Jose for Jeff Odgers and 1996 fifth round draft pick (Elias Abrahamsson), June 21, 1996

1993-94	12	5	8	13	20	13	3	1	4	6

IGINLA, Jarome ... Right Wing ... 6'1" ... 210 ... July 1, 1977 in Edmonton ALTA ... (#12) ... Signed as a free agent, July 5, 2013

2013-14	78	30	31	61	47	12	5	2	7	12

INGRAM, Jack ... Center ... 5'11" ... 170 ... 1894 in Halifax NS ... Signed as a free agent, Jan. 5, 1925

1924-25	1	0	0	0	0	-	-	-	-	-

IRVINE, Ted ... Left Wing ... 6'2" ... 195 ... Dec. 8, 1944 in Winnipeg MAN ... Claimed by Los Angeles in NHL Expansion Draft, June 6, 1967

1963-64	1	0	0	0	0	-	-	-	-	-

ISBISTER, Brad ... Left Wing ... 6'4" ... 231 ... May 7, 1977 in Edmonton ALTA ... (#21) ... Acquired from Edmonton for 2006 fourth round draft pick (James Delory), Aug. 1, 2005

2005-06	58	6	17	23	46	-	-	-	-	-

- J -

JACKMAN, Richard ... Defense ... 6'2" ... 192 ... June 28, 1978 in Toronto ONT ... (#43) ... Acquired from Dallas for Cameron Mann, June 24, 2001 ... Traded to Toronto for Kris Vernarsky, May 13, 2002

2001-02	2	0	0	0	2	-	-	-	-	-

JACKSON, Art ... Center ... 5'8" ... 165 ... Dec. 15, 1915 in Toronto ONT ... (#16; #18) ... Acquired from Toronto for cash and future considerations, Sept. 23, 1937 ... Loaned to NY Americans for 1938-39 season with trade of Roy Goldsworthy for cash, Oct. 24, 1938 ... Traded to Toronto for cash and future considerations (Bingo Kampman, Oct. 29, 1945), Dec. 24, 1944

1937-38;										
1939-40--1944-45	307	94	134	228	103	33	8	9	17	23

JACKSON, Harvey "Busher" ... Left Wing ... 5'11" ... 195 ... Jan. 19, 1911 in Toronto ONT ... (#18) ... Acquired from NY Americans for cash, Jan. 4, 1942

1941-42--1943-44	112	35	43	78	81	14	1	3	4	10

JACKSON, Percy ... Goal ... 5'9" ... 165 ... Sept. 21, 1907 in Canmore ALTA ... Loaned to NY Americans to replace injured Roy Worters, Mar. 18, 1934 ... Traded to NY Rangers for Jean Pusie, Nov. 1, 1934 ... Acquired from NY Rangers for cash, Nov. 18, 1934

1931-32; 1935-36	5	-	0	0	0	-	-	-	-	-

JACKSON, Stan ... Left Wing ... 6'0" ... 180 ... Aug. 27, 1898 in Parrsboro NS ... (#2, #3, #5, #8) ... Signed as a free agent, Dec. 17, 1924 ... Traded to Ottawa for cash, Jan. 18, 1927

1924-25--1925-26	52	8	5	13	60	-	-	-	-	-

JACKSON, Walter ... Left Wing ... 5'8" ... 164 ... June 3, 1908 in Instock ENG ... Acquired from NY Americans for Orville Heximer and Hap Emms, Dec. 13, 1934 ... Transferred to London/IHL as compensation for Ray Getliffe, Dec. 31, 1935

1935-36	2	0	0	0	0	-	-	-	-	-

JAGR, Jaromir ... Right Wing ... 6'3" ... 240 ... Feb. 15, 1972 in Kladno, CZE REP ... (#68) ... Acquired from Dallas for Lane MacDermid, Cody Payne and 2013 first round draft pick (Jason Dickinson), Apr. 2, 2013

2012-13	11	2	7	9	2	22	0	10	10	8

JANNEY, Craig ... Center ... 6'1" ... 190 ... Sept. 26, 1967 in Hartford CT ... (#22; #23) ... First pick, 13th overall, in the 1986 NHL Entry Draft ... Traded to St. Louis with Stephane Quintal for Adam Oates, Feb. 7, 1992

1987-88--1991-92	262	85	198	283	44	69	17	56	73	45

JENKINS, Roger ... Right Wing/Defense ... 5'11" ... 173 ... Nov. 18, 1911 in Appleton WI ... (#8) ... Acquired from Montreal for Jean Pusie, Walt Buswell and cash, July 13, 1935 ... Traded to Montreal with Babe Siebert for Roy Goldsworthy, Sam McManus and cash, Sept. 10, 1936

1935-36	40	2	6	8	51	2	0	1	1	2

JENNINGS, Bill ... Right Wing ... 5'10" ... 165 ... June 28, 1917 in Toronto ONT ... (#17) ... Acquired from Detroit for Pete Leswick, Oct. 30, 1944 ... Traded to Chicago for Norm McAtee, Feb. 5, 1946

1944-45	39	20	13	33	25	7	2	2	4	6

JEREMIAH, Ed ... Right Wing/Defense ... 5'9" ... 160 ... Nov. 4, 1905 in Worcester MA ... Acquired from NY Americans for cash, Feb. 1, 1932

1931-32	6	0	0	0	0	-	-	-	-	-

JERWA, Frank ... Left Wing/Defense ... 6'1" ... 179 ... Feb. 28, 1909 in Bankhead ALTA ... (#17) ... Acquired from Vancouver/PCHL for cash, Apr. 15, 1931 ... Traded to St. Louis for Gerry Shannon, Jan. 10, 1935

1931-32--1934-35	65	7	9	16	39	-	-	-	-	-

JERWA, Joe ... Defense ... 6'2" ... 185 ... Jan. 20, 1907 in Bankhead ALTA ... Acquired from NY Rangers for Norman Gainor, Aug. 25, 1931 ... Traded to NY Americans with Nels Stewart for cash, Sept. 28, 1935 ... Rights returned from NY Americans for failure to complete purchase agreement, May 27, 1936 ... Traded to NY Americans for loan of Al Shields and future considerations (Terry Reardon and Tom Cooper, Oct. 17, 1937), Jan. 25, 1937

1931-32; 1933-34;										
1936-37	39	3	5	8	40	-	-	-	-	-

JILLSON, Jeff ... Defense ... 6'3" ... 220 ... July 24, 1980 in North Smithfield RI ... (#23) ... Acquired from San Jose with Jeff Hackett for Kyle McLaren and 2004 fourth round draft pick (Torrey Mitchell), Jan. 23, 2003 ... Traded to San Jose for Brad Boyes and future considerations (Andy Delmore, Mar. 9, 2004), Mar. 9, 2004

2003-04	50	4	10	14	35	-	-	-	-	-

JOHNSON, Aaron ... Defense ... 6'1" ... 204 ... Apr. 30, 1983 in Port Hawkesbury NS ... (#45) ... Signed as a free agent, July 18, 2012

2012-13	10	0	0	0	10	-	-	-	-	-

JOHNSON, Chad ... Goal ... 6'3" ... 205 ... June 10, 1986 in Saskatoon SASK ... (#30) ... Signed as a free agent, July 5, 2013

2013-14	27	-	0	0	0	-	-	-	-	-

JOHNSON, Nick ... Right Wing ... 6'2" ... 200 ... Dec. 24, 1985 in Calgary ALTA ... (#32) ... Signed as a free agent, July 5, 2013

2013-14	9	0	0	0	0	-	-	-	-	-

JOHNSON, Norm ... Center ... 5'10" ... 170 ... Nov. 27, 1932 in Moose Jaw SASK ... (#18) ... Claimed from Brandon/WHL in Inter-League Draft, June 4, 1957 ... Claimed off waivers by Chicago, Jan. 7, 1959

1957-58--1958-59	54	4	20	24	33	12	4	0	4	6

JOHNSON, Tom ... Defense ... 6'0" ... 180 ... Feb. 18, 1928 in Baldur MAN ... (#10) ... Claimed from Montreal in Waiver Draft, June 4, 1963 ... Retired due to leg injury suffered Feb. 28, 1965

1963-64--1964-65	121	4	30	34	63	-	-	-	-	-

JOHNSTON, Ed ... Goal ... 6'0" ... 190 ... Nov. 24, 1935 in Montreal QBC ... (#1) ... Claimed from Spokane/WHL in Inter-League Draft, June 4, 1962 ... Traded to Toronto as future considerations portion of Mar. 3, 1973 Jacques Plante trade, May 22, 1973

1962-63--1972-73	444	-	10	10	24	13	-	0	0	2

JOHNSTON, Greg ... Right Wing ... 6'1" ... 205 ... Jan. 14, 1965 in Barrie ONT ... (#29; #39) ... Second pick, 42nd overall, in the 1983 NHL Entry Draft ... Traded to NY Rangers with future considerations for Chris Nilan, June 28, 1990

1983-84--1989-90	183	26	28	54	119	22	2	1	3	12

JONATHAN, Stan ... Left Wing ... 5'8" ... 175 ... Sept. 5, 1955 in Ohsweken ONT ... (#31; #17) ... Fifth pick (sixth round), 86th overall, in the 1975 NHL Amateur Draft ... Traded to Pittsburgh for cash, Nov. 8, 1982

1975-76--1982-83	392	91	107	198	738	63	8	4	12	137

JONES, Ron ... Defense ... 6'1" ... 195 ... Apr. 11, 1951 in Vermillion ALTA ... First pick, sixth overall, in the 1971 NHL Amateur Draft ... Claimed by Pittsburgh in Intra-League Draft, June 12, 1973

1971-72--1972-73	8	0	0	0	0	-	-	-	-	-

JOYCE, Bobby ... Left Wing ... 6'0" ... 195 ... July 11, 1966 in St. John NB ... (#27) ... Fourth pick, 82nd overall, in the 1984 NHL Entry Draft ... Traded to Washington for Dave Christian, Dec. 13, 1989

1987-88--1989-90	115	26	38	64	78	32	13	8	21	20

JUNEAU, Joe ... Center/Left Wing ... 6'0" ... 195 ... Jan. 5, 1968 in Pont-Rouge QBC ... (#23; #49) ... Third pick (fourth round), 81st overall, in the 1988 NHL Entry Draft ... Traded to Washington for Al Iafrate, Mar. 21, 1994

1991-92--1993-94	161	51	142	193	72	19	6	12	18	27

JUNKIN, Joe ... Goal ... 5'11" ... 180 ... Sept. 8, 1946 in Lindsay ONT ... (#1) ... Signed as a free agent, Sept. 12, 1968

1968-69	1	-	0	0	0	-	-	-	-	-

JURCINA, Milan ... Defense ... 6'4" ... 233 ... June 7, 1983 in Liptovsky Mikulas SVK ... (#68) ... Seventh pick (eighth round), 241st overall, in the 2001 NHL Entry Draft ... Traded to Washington for 2008 fourth round draft pick (T.J. Brodie), Feb. 1, 2007

2005-06--2006-07	91	8	6	14	74	-	-	-	-	-

- K -

KABERLE, Tomas ... Defense ... 6'1" ... 214 ... Mar. 2, 1978 in Rakovnik CZE REP ... (#12) ... Acquired from Toronto for Joe Colborne, 2011 first (Rickard Rakell) and 2012 second (Mike Winther) round draft picks, Feb. 18, 2011
2010-11 24 1 8 9 2 25 0 11 11 4
KALBFLEISH, Walt ... Defense ... 5'10" ... 175 ... Dec. 18, 1911 in New Hamburg ONT ... Acquired from NY Americans for Ted Graham, Dec. 19, 1936
1936-37 1 0 0 0 0 - - - - -
KALUS, Petr ... Right Wing ... 6'1" ... 196 ... June 29, 1987 in Ostrava CZE REP ... (#47) ... Second pick, 39th overall, in the 2005 NHL Entry Draft ... Traded to Minnesota with 2009 fourth round draft pick (Alexander Fallstrom) for Manny Fernandez, July 1, 2007
2006-07 9 4 1 5 6 - - - - -
KAMINSKY, Max ... Center ... 5'11" ... 160 ... Apr. 19, 1913 in Niagara Falls ONT ... (#15) ... Acquired from St. Louis with Des Roche for Joe Lamb, Dec. 4, 1934 ... Traded to Montreal Maroons for cash, Dec. 7, 1936
1934-35--1935-36 74 13 17 30 24 4 0 0 0 0
KAMPFER, Steven ... Defense ... 5'10" ... 188 ... Sept. 24, 1988 in Ann Arbor MI ... (#47) ... Acquired from Anaheim for 2010 fourth round draft pick (Justin Shugg), Mar. 2, 2010 ... Traded to Minnesota for Greg Zanon, Feb. 27, 2012
2010-11-2011-12 48 5 7 12 16 - - - - -
KARSUMS, Martins ... Right Wing ... 5'10" ... .198 ... Feb. 26, 1986 in Riga LAT ... (#43) ... Second pick, 64th overall, in the 2004 NHL Entry Draft ... Traded to Tampa Bay with Matt Lashoff for Mark Recchi and 2010 second round draft pick (Alexander Petrovic), Mar. 4, 2009
2008-09 6 0 1 1 0 - - - - -
KASATONOV, Alexei ... Defense ... 6'1" ... 215 ... Oct. 14, 1959 in Leningrad RUS ... (#6) ... Signed as a free agent, June 22, 1994
1994-95--1995-96 63 3 14 17 45 5 0 0 0 2
KASPER, Steve ... Center ... 5'8" ... 175 ... Sept. 28, 1961 in Montreal QBC ... (#11) ... Third pick (fourth round), 81st overall, in the 1980 NHL Entry Draft ... Traded to Los Angeles for Bob Carpenter as future considerations portion of Jan. 22, 1989 Jay Miller trade, Jan. 23, 1989
1980-81--1988-89 564 135 220 355 450 63 14 16 30 62
KEANS, Doug ... Goal ... 5'7" ... 185 ... Jan. 7, 1958 in Pembroke ONT ... (#31) ... Claimed off waivers from Los Angeles, May 24, 1983
1983-84--1987-88 154 - 5 5 46 6 - 0 0 4
KEATS, Gordon "Duke" ... Center ... 5'11" ... 195 ... Mar. 1, 1895 in Montreal QBC ... (#5) ... Acquired from Edmonton/WHL for cash, Sept. 4, 1926 ... Traded to Detroit with Archie Briden for Frank Fredrickson and Harry Meeking, Jan. 7, 1927
1926-27 17 4 7 11 20 - - - - -
KEENAN, Don ... Goal ... 6'0" ... 170 ... Aug. 8, 1938 in Toronto ONT ... Loaned from Toronto to replace injured Harry Lumley, Mar. 7, 1959
1958-59 1 - 0 0 0 - - - - -
KEKALAINEN, Jarmo ... Left Wing ... 6'0" ... 190 ... July 3, 1966 in Tampere FIN ... (#29) ... Signed as a free agent, May 3, 1989
1989-90--1990-91 27 4 3 7 14 - - - - -
KELLEHER, Chris ... Defense ... 6'1" ... 210 ... Mar. 23, 1975 in Cambridge MA ... (#48) ... Signed as a free agent, July 23, 2001
2001-02 1 0 0 0 0 - - - - -
KELLY, Chris ... Center ... 6'0" ... 198 ... Nov. 11, 1980 in Toronto ONT ... (#23) ... Acquired from Ottawa for 2011 second round draft pick (Shane Prince), Feb. 15, 2011
2010-11--2013-14 197 34 37 71 95 54 8 11 19 29
KENNEDY, Forbes ... Center ... 5'8" ... 150 ... Aug. 18, 1935 in Dorchester NB ... (#14) ... Acquired from Detroit for Andre Pronovost, Dec. 3, 1962 ... Claimed by Philadelphia in NHL Expansion Draft, June 6, 1967
1962-63--1965-66 221 30 45 75 237 - - - - -
KENNEDY, Sheldon ... Right Wing ... 5'10" ... 180 ... June 15, 1969 in Elkhorn MAN ... (#33) ... Signed as a free agent, July 17, 1996
1996-97 56 8 10 18 30 - - - - -
KESSEL, Phil ... Center ... 6'0" ... 192 ... Oct. 2, 1987 in Madison WI ... (#81) ... First pick, fifth overall, in the 2006 NHL Entry Draft ,,, Traded to Toronto for 2010 first (Tyler Seguin) and second (Jared Knight) and 2011 first (Dougie Hamilton) round draft picks, Sept. 18, 2009
2006-07--2008-09 222 66 60 126 56 15 9 6 15 6
KHOKHLACHEV, Alexander ... Center ... 5'11" ... 184 ... Sept. 9, 1993 in Moscow RUS ... (#76) ... Second pick, 40th overall, in the 2011 NHL Entry Draft
2013-14 1 0 0 0 0 - - - - -
KHRISTICH, Dmitri ... Left Wing ... 6'2" ... 195 ... July 23, 1969 in Kiev UKR ... (#12) ... Acquired from Los Angeles with Byron Dafoe for Jozef Stumpel, Sandy Moger and 1998 fourth round draft pick (Pierre Dagenais), Aug. 29, 1997 ... Team exercised 'walk-away' option on arbitration award, Aug. 17, 1999
1997-98--1998-99 161 58 79 137 90 18 5 6 11 8
KHUDOBIN, Anton ... Goal ... 5'11" ... 203 ... May 7, 1986 in Ust-Kamenogorsk KAZ ... (#35) ... Acquired from Minnesota for Jeff Penner and Mikko Lehtonen, Feb. 28, 2011
2011-12--2012-13 15 - 0 0 4 - - - - -
KIMBLE, Darin ... Right Wing ... 6'2" ... 210 ... Nov. 22, 1968 in Lucky Lake SASK ... (#29) ... Acquired from Tampa Bay with future considerations for Ken D. Hodge and Matt Hervey, Sept. 4, 1992
1992-93 55 7 3 10 177 4 0 0 0 2
KLEIN, Jim Lloyd ... Left Wing ... 6'0" ... 185 ... Jan. 13, 1910 in Saskatoon SASK ... (#7) ... Traded to NY Americans for Tommy Filmore, Feb. 12, 1933
1928-29; 1931-32 13 2 0 2 5 - - - - -
KLUKAY, Joe ... Left Wing ... 6'0" ... 182 ... Nov. 6, 1922 in Sault Ste. Marie ONT ... (#22) ... Acquired from Toronto for cash, Sept. 16, 1952 ... Traded to Toronto for Leo Boivin, Nov. 9, 1954
1952-53--1954-55 150 33 33 66 51 15 1 2 3 9
KLUZAK, Gord ... Defense ... 6'4" ... 220 ... Mar. 4, 1964 in Climax SASK ... (#6) ... First pick, first overall, in the 1982 NHL Entry Draft ... Retired due to injury, Nov. 12, 1990
1982-83--1990-91 299 25 98 123 543 46 6 13 19 129
KNIBBS, Bill ... Center ... 6'1" ... 180 ... Jan. 24, 1942 in Toronto ONT ... (#22) ... Claimed off waivers by NY Rangers, June 8, 1965
1964-65 53 7 10 17 4 - - - - -
KNIPSCHEER, Fred ... Center ... 5'11" ... 185 ... Sept. 3, 1969 in Fort Wayne IN ... (#43; #48) ... Signed as a free agent, Apr. 30, 1993 ... Traded to St. Louis for Rick Zombo, Oct. 2, 1995
1993-94--1994-95 27 6 3 9 16 16 2 1 3 6
KNUBLE, Mike ... Right Wing ... 6'3" ... 224 ... July 4, 1972 in Toronto ONT ... (#26) ... Acquired from NY Rangers for Rob DiMaio, Mar. 10, 2000
1999-00--2003-04 307 69 76 145 164 14 2 2 4 2
KOBASEW, Chuck ... Right Wing ... 6'0" ... 193 ... Apr. 17, 1982 in Vancouver BC ... (#12) ... Acquired from Calgary with Andrew Ference for Brad Stuart, Wayne Primeau and Washington's 2008 fourth round draft pick (T.J. Brodie), Feb. 10, 2007 ... Traded to Minnesota for Craig Weller, Alexander Fallstrom and 2011 second round draft pick (Alexander Khokhlachev), Oct. 18, 2009
2006-07--2009-10 158 44 40 84 112 11 3 3 6 14
KOLARIK, Pavel ... Defense ... 6'1" ... 207 ... Oct. 24, 1972 in Vyskov CZE REP ... (#72) ... Eleventh pick (ninth round), 268th overall, in the 2000 NHL Entry Draft
2000-01--2001-02 23 0 0 0 10 - - - - -
KOPAK, Russ ... Center ... 5'10" ... 158 ... Apr. 26, 1924 in Edmonton ALTA ... (#19)
1943-44 24 7 9 16 0 - - - - -
KOSTYNSKI, Doug ... Center ... 6'1" ... 170 ... Feb. 23, 1963 in Castlegar BC ... (#25; #34) ... Ninth pick, 186th overall, in the 1982 NHL Entry Draft
1983-84--1984-85 15 3 1 4 4 - - - - -
KOVALENKO, Andrei ... Right Wing ... 5'10" ... 215 ... June 7, 1970 in Balakovo RUS ... (#51) ... Signed as a free agent, July 25, 2000
2000-01 76 16 21 37 27 - - - - -
KRAFTCHECK, Steve ... Defense ... 5'11" ... 190 ... Mar. 3, 1929 in Tinturn ONT ... (#18; #24) ... Acquired from Cleveland/AHL for cash, Apr. 17, 1950 ... Traded to Detroit for loan of Max Quackenbush, Dec. 5, 1950
1950-51 22 0 0 0 8 6 0 0 0 7
KRAKE, Phil "Skip" ... Center ... 5'11" ... 170 ... Oct. 14, 1943 in North Battleford SASK ... (#21) ... Traded to Los Angeles for 1970 first round draft pick (Reggie Leach), May 20, 1968
1963-64;
1965-66--1967-68 87 11 9 20 17 4 0 0 0 2
KREJCI, David ... Center ... 5'11" ... 176 ... Apr. 28, 1986 in Sternberk CZE REP ... (#46) ... First pick (second round), 63rd overall, in the 2004 NHL Entry Draft
2006-07--2013-14 504 110 268 378 186 93 29 48 77
KRUG, Torey ... Defense ... 5'9" ... 180 ... Apr. 12, 1991 in Livonia MI ... (#47) ... Signed as a free agent, Mar. 25, 2012
2011-12--2013-14 82 14 28 42 28 27 6 10 16 6
KRUSHELNYSKI, Mike ... Left Wing/Center ... 6'2" ... 200 ... Apr. 27, 1960 in Montreal QBC ... (#33; #25) ... Seventh pick (sixth round), 120th overall, in the 1979 NHL Entry Draft ... Traded to Edmonton for Ken Linseman, June 21, 1984
1981-82--1983-84 162 51 65 116 100 20 8 6 14 14
KRYZANOWSKI, Ed ... Defense ... 5'11" ... 175 ... Nov. 14, 1925 in Fort Francis ONT ... (#22) ... Signed as a free agent, Oct. 8, 1948 ... Traded to Chicago for cash, Aug. 14, 1952 ... Acquired from Chicago for cash, Oct. 31, 1952 ... Traded to Providence/AHL for cash, Nov. 8, 1952
1948-49--1951-52 232 15 22 37 65 18 0 1 1 4
KULLMAN, Arnie ... Center ... 5'7" ... 170 ... Oct. 9, 1927 in Winnipeg MAN
1947-48; 1949-50 13 0 1 1 11 - - - - -
KULTANEN, Jarno ... Defense ... 6'2" ... 198 ... Jan. 8, 1973 in Luumaki FIN ... (#64) ... Eighth pick (sixth round), 174th overall, in the 2000 NHL Entry Draft
2000-01--2002-03 102 2 11 13 59 - - - - -
KURTENBACH, Orland ... Center ... 6'2" ... 180 ... Sept. 7, 1936 in Cudworth SASK ... (#7; #14) ... Claimed from NY Rangers in Intra-League Draft, June 13, 1961 ... Traded to San Francisco/WHL with Ed Panagabko and future considerations (Gerry Ouelette, July 7, 1963) for Larry McNabb and cash, July 26, 1962 ... Acquired from San Francisco/WHL for cash, Oct., 1963 ... Traded to Toronto with Pat Stapleton and Andy Hebenton for Ron Stewart, June 8, 1965
1961-62;
1963-64--1964-65 142 18 45 63 183 - - - - -
KUTLAK, Zdenek ... Defense ... 6'3" ... 207 ... Feb. 13, 1980 in Budejovice CZE REP ... (#39) ... Tenth pick (eighth round), 237th overall, in the 2000 NHL Entry Draft
2000-01; 2003-04 16 1 2 3 4 - - - - -
KVARTALNOV, Dmitri ... Left Wing ... 5'11" ... 180 ... Mar. 25, 1966 in Voskresensk USSR ... (#10) ... First pick, 16th overall, in the 1992 NHL Entry Draft
1992-93--1993-94 112 42 49 91 26 4 0 0 0 0
KYLE, Gus ... Defense ... 6'1" ... 202 ... Sept. 11, 1923 in Dysart SASK ... (#6) ... Acquired from NY Rangers with Pentti Lund and cash for Paul Ronty, Sept. 20, 1951
1951-52 69 1 12 13 127 2 0 0 0 4

- L -

LAAKSONEN, Antti ... Left Wing ... 6'0" ... 180 ... Oct. 3, 1973 in Tammela FIN ... (#57) ... Tenth pick (eighth round), 191st overall, in the 1997 NHL Entry Draft

1998-99--1999-00	38	7	5	12	4	-	-	-	-	-

LABINE, Leo ... Right Wing ... 5'10" ... 170 ... July 22, 1931 in Haileybury ONT ... (#16) ... Traded to Detroit with Vic Stasiuk for Gary Aldcorn, Murray Oliver and Tom P. McCarthy, Jan. 23, 1961

1951-52--1960-61	571	123	180	303	668	49	8	10	18	78

LABRIE, Guy ... Defense ... 6'0" ... 185 ... Aug. 11, 1920 in St. Charles Bellechase QBC ... Traded to NY Rangers for cash, Nov. 27, 1944

1943-44	15	2	7	9	2	-	-	-	-	-

LACHER, Blaine ... Goal ... 6'1" ... 205 ... Sept. 5, 1970 in Medicine Hat ALTA ... (#31) ... Signed as a free agent, May 19, 1994

1994-95--1995-96	47	-	1	1	8	5	-	0	0	0

LaCOUTURE, Dan ... Left Wing ... 6'2" ... 210 ... Apr. 18, 1977 in Hyannis MA ... (#28) ... Signed as a free agent, Nov. 22, 2005

2005-06	55	2	2	4	53	-	-	-	-	-

LACROIX, Daniel ... Left Wing ... 6'2" ... 205 ... Mar. 11, 1969 in Montreal QBC ... (#40) ... Acquired from NY Rangers for Glen Featherstone, Aug. 19, 1994 ... Claimed off waivers by NY Rangers, Mar. 23, 1995

1994-95	23	1	0	1	38	-	-	-	-	-

LALONDE, Bobby ... Center ... 5'5" ... 155 ... Mar. 27, 1951 in Montreal QBC ... (#19) ... Acquired from Atlanta for future considerations, Oct. 23, 1979

1979-80--1980-81	133	14	37	51	59	7	2	2	4	4

LAMB, Joe ... Right Wing ... 5'10" ... 170 ... June 18, 1906 in Sussex NB ... (#10) ... Acquired from Ottawa with cash for Cooney Weiland, July 25, 1932 ... Traded to Montreal for Johnny Gagnon, Oct. 2, 1934 ... Acquired from Montreal for cash, Dec. 4, 1934 ... Traded to St. Louis for Max Kaminsky and Des Roche, Dec. 4, 1934

1932-33--1933-34	90	21	23	44	115	5	0	1	1	6

LANE, Myles ... Defense ... 6'0" ... 180 ... Oct. 2, 1905 in Melrose MA ... (#4; #15) ... Acquired from NY Rangers for cash, Jan. 21, 1929

1928-29--1929-30;										
1933-34	47	3	1	4	19	11	0	0	0	0

LANG, Robert ... Center ... 6'2" ... 200 ... Dec. 19, 1970 in Teplice CZE ... (#45) ... Claimed from Pittsburgh in Waiver Draft, Sept. 28, 1997 ... Claimed off waivers by Pittsburgh, Oct. 25, 1997

1997-98	3	0	0	0	2	-	-	-	-	-

LANGDON, Steve ... Left Wing ... 5'11" ... 175 ... Dec. 23, 1953 in Toronto ONT ... (#16; #23; #27; #28: #32) ... Fifth pick (fourth round), 63rd overall, in the 1973 NHL Amateur Draft

1974-75--1975-76;										
1977-78	7	0	1	1	2	4	0	0	0	0

LANGFELD, Josh ... Left Wing ... 6'3" ... 215 ... July 17, 1977 in Fridley MN ... (#23) ... Claimed off waivers from San Jose, Jan. 31, 2006

2005-06	18	0	1	1	10	-	-	-	-	-

LANGLOIS, Al ... Defense ... 6'0" ... 205 ... Nov. 6, 1934 in Magog QBC ... (#4) ... Acquired from Detroit with Ron Harris, Parker MacDonald and Bob Dillabough for Ab McDonald, Bob McCord and Ken Stephanson, May 31, 1965

1965-66	65	4	10	14	54	-	-	-	-	-

LAPOINTE, Guy ... Defense ... 6'0" ... 205 ... Mar. 18, 1948 in Montreal QBC ... (#5; #27) ... Signed as a free agent, Aug. 15, 1983

1983-84	45	2	16	18	34	-	-	-	-	-

LAPOINTE, Martin ... Left Wing ... 5'11" ... 216 ... Sept. 12, 1973 in Ville Ste. Pierre QBC ... (#20) ... Signed as a free agent, July 2, 2001

2001-02--2003-04	205	40	43	83	255	18	2	2	4	40

LARMAN, Drew ... Center ... 6'3" ... 195 ... May 15, 1985 in Buffalo NY ... (#43) ... Signed as a free agent, July 13, 2009

2009-10	4	0	0	0	0	-	-	-	-	-

LAROSE, Charles "Bonner" ... Left Wing ... 5'8" ... 170 ... Feb. 14, 1901 in Ottawa ONT ... (#6; #13) ... Signed as a free agent, Feb. 19, 1926 ... Traded to New Haven/Can-Am for Reg McLlwain, Jan. 31, 1927

1925-26	6	0	0	0	0	-	-	-	-	-

LAROSE, Guy ... Center ... 5'9" ... 180 ... Aug. 31, 1967 in Hull QBC ... (#41) ... Signed as a free agent, July 6, 1994

1994-95	-	-	-	-	-	4	0	0	0	0

LARSON, Reed ... Defense ... 6'0" ... 195 ... July 30, 1956 in Minneapolis MN ... (#28) ... Acquired from Detroit for Mike O'Connell, Mar. 10, 1986

1985-86--1987-88	141	25	52	77	196	15	1	3	4	14

LASHOFF, Matt ... Defense ... 6'2" ... 205 ... Sept. 29, 1986 in East Greenbush NY ... (#49) ... First pick, 22nd overall, in the 2005 NHL Entry Draft ... Traded to Tampa Bay with Martins Karsums for Mark Recchi and 2010 second round draft pick (Alexander Petrovic), Mar. 4, 2009

2006-07--2008-09	46	1	7	8	22	-	-	-	-	-

LAUDER, Martin ... Defense/Center ... 5'6" ... 165 ... Jan. 26, 1907 in Durham ONT ... Signed as a free agent, Oct. 2, 1927

1927-28	3	0	0	0	2	-	-	-	-	-

LAVOIE, Dominic ... Defense ... 6'2" ... 205 ... Nov. 21, 1967 in Montreal QBC ... (#37) ... Claimed off waivers from Ottawa, Nov. 20, 1992

1992-93	2	0	0	0	2	-	-	-	-	-

LAWTON, Brian ... Left Wing ... 6'0" ... 180 ... June 29, 1965 in New Brunswick NJ ... (#29) ... Signed as a free agent, Feb. 7, 1990

1989-90	8	0	0	0	14	-	-	-	-	-

LAYCOE, Hal ... Defense ... 6'2" ... 185 ... June 23, 1922 in Sutherland SASK ... (#10) ... Acquired from Montreal for Ross Lowe, Feb. 14, 1951

1950-51--1955-56	323	20	52	72	180	31	2	4	6	26

LAZARO, Jeff ... Left Wing ... 5'10" ... 180 ... Mar. 21, 1968 in Waltham MA ... (#14) ... Signed as a free agent, Sept. 26, 1990 ... Claimed by Ottawa in NHL Expansion Draft, June 18, 1992

1990-91--1991-92	76	8	19	27	98	28	3	3	6	32

LEACH, Jay ... Defense ... 6'4" ... 220 ... Sept. 2, 1979 in Syracuse NY ... (#48) ... Signed as a free agent, Sept. 26, 2003

2005-06	2	0	0	0	7	-	-	-	-	-

LEACH, Larry ... Center ... 6'2" ... 175 ... June 18, 1936 in Lloydminster SASK ... (#24) ... Traded to Portland/WHL for cash, May, 1964

1958-59--1959-60;										
1961-62	126	13	29	42	91	7	1	1	2	8

LEACH, Reg ... Right Wing ... 6'0" ... 180 ... Apr. 23, 1950 in Riverton MAN ... (#27) ... First pick, third overall, in the 1970 NHL Amateur Draft ... Traded to California with Rick Smith and Bob Stewart for Carol Vadnais and Don O'Donoghue, Feb. 23, 1972

1970-71--1971-72	79	9	17	26	12	3	0	0	0	0

LEACH, Steve ... Right Wing ... 5'11" ... 197 ... Jan. 16, 1966 in Cambridge MA ... (#27) ... Acquired from Washington for Randy Burridge, June 21, 1991 ... Traded to St. Louis for Kevin Sawyer and Steve Staios, Mar. 8, 1996

1991-92--1995-96	293	76	83	159	501	24	5	2	7	14

LEAHY, Pat ... Right Wing ... 6'3" ... 200 ... June 9, 1979 in Boston MA ... (#55; #83) ... Signed as a free agent, July 28, 2003

2003-04--2005-06	49	4	4	8	19	-	-	-	-	-

LEDUC, Richie ... Center ... 5'11" ... 170 ... Aug. 24, 1951 in Ile Perrot QBC ... (#18) ... Acquired from California with Chris Oddleifson for Ivan Boldirev, Nov. 17, 1971 ... Signed with WHA in 1974 off-season

1972-73--1973-74	33	4	4	8	14	5	0	0	0	9

LEDYARD, Grant ... Defense ... 6'2" ... 195 ... Nov. 19, 1961 in Winnipeg MAN ... (#36) ... Acquired from Vancouver for 1998 eighth round draft pick (Curtis Valentine), Mar. 3, 1998

1997-98--1998-99	69	6	15	21	39	8	0	0	0	4

LEETCH, Brian ... Defense ... 6'0" ... 185 ... Mar. 3, 1968 in Corpus Christi TX ... (#22) ... Signed as a free agent, Aug. 3, 2005

2005-06	61	5	27	32	36	-	-	-	-	-

LEFEBVRE, Guillaume ... Left Wing ... 6'1" ... 195 ... May 7, 1991 in Amos QBC ... (#92) ... Signed as a free agent, Sept. 26, 2009

2009-10	1	0	0	0	0	-	-	-	-	-

LEHMANN, Tommy ... Center ... 6'1" ... 185 ... Feb. 3, 1964 in Stockholm SWE ... (#20) ... Eleventh pick, 228th overall, in the 1982 NHL Entry Draft ... Traded to Edmonton for 1989 third round draft pick (Wes Walz), June 17, 1989

1987-88--1988-89	35	5	5	10	16	-	-	-	-	-

LEHTONEN, Mikko ... Right Wing ... 6'5" ... 203 ... Apr. 1, 1987 in Espoo FIN ... (#68) ... Third pick, 83rd overall, in the 2005 NHL Entry Draft ... Traded to Minnesota with Jeff Penner for Anton Khudobin, Feb. 28, 2011

2008-09--2009-10	2	0	0	0	0	-	-	-	-	-

LEITER, Bob ... Center ... 5'9" ... 175 ... Mar. 22, 1941 in Winnipeg MAN ... (#24; #21) ... Traded to Pittsburgh for cash, May, 1971

1962-63--1965-66;										
1968-69	135	20	28	48	85	-	-	-	-	-

LEMAY, Moe ... Left Wing ... 5'11" ... 185 ... Feb. 18, 1962 in Saskatoon SASK ... (#36; #37) ... Acquired from Edmonton for Alan May, Mar. 8, 1988 ... Traded to Winnipeg for Ray Neufeld, Dec. 30, 1988

1987-88--1988-89	14	0	0	0	23	15	4	2	6	32

LEMELIN, Reggie ... Goal ... 5'11" ... 170 ... Nov. 19, 1954 in Quebec City QBC ... (#1) ... Signed as a free agent, Aug. 13, 1987 ... Retired as a player, Jan. 11, 1993

1987-88--1992-93	183	-	2	2	56	28	-	1	1	4

LESUK, Bill ... Left Wing ... 5'9" ... 187 ... Nov. 1, 1946 in Moose Jaw SASK ... (#22) ... Acquired from Detroit with Gary Doak, Ron Murphy and future considerations (Steve Atkinson, June 6, 1966) for Leo Boivin and Dean Prentice, Feb. 16, 1966 ... Claimed by Philadelphia in Intra-League Draft, June 9, 1970

1968-69--1969-70	8	0	1	1	0	3	0	0	0	0

LESWICK, Pete ... Center/Right Wing ... 5'7" ... 163 ... July 12, 1918 in Saskatoon SASK ... Signed as a free agent, Oct. 12, 1944 ... Traded to Detroit for Bill Jennings, Oct. 30, 1944

1944-45	2	0	0	0	0	-	-	-	-	-

LEVEILLE, Normand ... Left Wing ... 5'10" ... 175 ... Jan. 10, 1963 in Montreal QBC ... (#19) ... First pick, 14th overall, in the 1981 NHL Entry Draft ... Suffered career-ending cerebral hemorrhage, Oct. 23, 1982

1981-82--1982-83	75	17	25	42	49	-	-	-	-	-

LINDBLAD, Matt ... Left Wing ... 5'11" ... 193 ... Mar. 23, 1990 in Evanston IL ... (#52) ... Signed as a free agent, Apr. 5, 2013

2013-14	2	0	0	0	0	-	-	-	-	-

LINSEMAN, Ken ... Center ... 5'11" ... 180 ... Aug. 11, 1958 in Kingston ONT ... (#13) ... Acquired from Edmonton for Mike Krushelnyski, June 21, 1984 ... Traded to Philadelphia for Dave Poulin, Jan. 16, 1990

1984-85--1989-90	389	125	247	372	746	35	16	22	38	103

LOCKHART, Howard ... Goal ... 5'8" ... 180 ... 1895 in North Bay ONT ... (#1) ... Acquired from Toronto for cash, Dec. 24, 1924

1924-25	2	-	0	0	0	-	-	-	-	-

LONSBERRY, Ross ... Left Wing ... 5'11" ... 195 ... Feb. 7, 1947 in Humboldt SASK ... (#29) ... Traded to Los Angeles with Eddie Shack for Ken Turlik and 1971 (Ron Jones) and 1973 (Andre Savard) first round draft picks, May 14, 1969

1966-67--1968-69	33	2	3	5	16	-	-	-	-	-

LORENTZ, Jim ... Center/Right Wing ... 6'0" ... 190 ... May 1, 1947 in Waterloo ONT ... (#22) ... Traded to St. Louis for 1970 first round draft pick (Ron Plumb), May 26, 1970

1968-69--1969-70	79	8	19	27	36	11	1	0	1	4

LOWE, Ross ... Defense/Left Wing ... 6'2" ... 180 ... Sept. 21, 1928 in Oshawa ONT ... Traded to Montreal for Hal Laycoe, Feb. 14, 1951

1949-50--1950-51	46	5	3	8	40	-	-	-	-	-

LUCIC, Milan ... Left Wing ... 6'3" ... 228 ... June 7, 1988 in Vancouver BC ... (#62; #17) ... Third pick (second round), 50th overall, in the 2006 NHL Entry Draft

2007-08--2013-14	485	121	177	298	691	96	26	35	61	155

LUKOWICH, Morris ... Left Wing ... 5'9" ... 170 ... June 1, 1956 in Speers SASK ... (#12) ... Acquired from Winnipeg for Jim Nill, Feb. 4, 1985 ... Claimed off waivers by Los Angeles, Nov. 15, 1985

1984-85--1985-86	36	6	12	18	31	1	0	0	0	0

LUMLEY, Harry ... Goal ... 6'0" ... 195 ... Nov. 11, 1926 in Owen Sound ONT ... (#1) ... Acquired from Chicago for cash, Jan., 1958

1957-58--1959-60	78	-	0	0	14	8	-	0	0	0

LUND, Pentti ... Right Wing ... 6'0" ... 185 ... Dec. 6, 1925 in Helsinki FIN ... (#19) ... Traded to NY Rangers with Ray Manson as future considerations portion of Feb. 6, 1948 Grant Warwick trade, June, 1948 ... Acquired from NY Rangers with Gus Kyle and cash for Paul Ronty, Sept. 20, 1951 ... Traded to Victoria/WHL with Sam Bettio for cash, July 1, 1953

1946-47--1947-48;										
1951-52--1952-53	77	8	14	22	2	7	1	0	1	0

LYNN, Vic ... Left Wing/Defense ... 5'10" ... 175 ... Jan. 26, 1925 in Saskatoon SASK ... (#6) ... Acquired from Toronto with Bill Ezinicki for Ferny Flaman, Leo Boivin, Ken Smith and Phil Maloney, Nov. 16, 1950 ... Traded to Cleveland/AHL with Ken Davies for Joe Lund and Jean-Paul Gladu, Dec. 10, 1951

1950-51--1951-52	68	16	8	24	73	5	0	0	0	2

LYONS, Ron ... Left Wing ... 5'11" ... 170 ... Feb. 15, 1909 in Portage la Prairie MAN ... (#16) ... Acquired from Portland/PCHL for cash, Apr. 17, 1930 ... Traded to Philadelphia with Bill Hutton for Hal Darragh, Dec. 8, 1930 ... Acquired from Philadelphia for cash, Feb., 1931

1930-31	14	0	0	0	19	5	0	0	0	0

- M -

MacDERMID, Lane ... Left Wing ... 6'3" ... 205 ... Aug. 25, 1989 in Hartford CT ... (#64) ... Third pick (fourth round), 112th overall, in the 2009 NHL Entry Draft ... Traded to Dallas with Cody Payne and 2013 first round draft pick (Jason Dickinson) for Jaromir Jagr, Apr. 3, 2013

2011-12--2012-13	8	0	0	0	15	-	-	-	-	-

MacDONALD, Craig ... Center ... 6'2" ... 200 ... Apr. 7, 1977 in Antigonish NS ... (#33) ... Claimed off waivers from Florida, Jan. 20, 2004

2003-04	18	0	3	3	8	1	0	0	0	0

MacDONALD, Joey ... Goal ... 5'10" ... 196 ... Feb. 7, 1980 in Pictou NS ... (#31) ... Claimed off waivers from Detroit, Feb. 24, 2007

2006-07	7	-	0	0	0	-	-	-	-	-

MacDONALD, Parker ... Center ... 5'11" ... 160 ... June 14, 1933 in Sydney NS ... (#21) ... Acquired from Detroit with Al Langlois, Ron Harris and Bob Dillabough for Ab McDonald, Bob McCord and Ken Stephanson, May 31, 1965 ... Traded to Detroit for Pit Martin, Dec. 30, 1965

1965-66	29	6	4	10	6	-	-	-	-	-

MACKAY, Mickey ... Center ... 5'9" ... 162 ... May 25, 1894 in Chelsey ONT ... (#5; #12) ... Acquired from Pittsburgh with cash for Frank Fredrickson, Dec. 21, 1928

1928-29--1929-30	67	12	7	19	31	9	0	0	0	6

MACKELL, Fleming ... Center ... 5'7" ... 156 ... Apr. 30, 1929 in Montreal QBC ... (#8) ... Acquired from Toronto for Jim Morrison, Jan. 9, 1952

1951-52--1959-60	513	127	185	312	474	53	17	33	50	51

MacTAVISH, Craig ... Center ... 6'1" ... 195 ... Aug. 15, 1958 in London ONT ... (#32; #27; #14) ... Seventh pick (ninth round), 153rd overall, in the 1978 NHL Amateur Draft

1979-80--1983-84	217	44	66	110	74	28	5	4	9	25

MAKELA, Mikko ... Left Wing ... 6'1" ... 194 ... Feb. 28, 1965 in Tampere FIN ... (#42) ... Signed as a free agent, May 25, 1994

1994-95	11	1	2	3	0	-	-	-	-	-

MALKOC, Dean ... Defense ... 6'3" ... 215 ... Jan. 26, 1970 in Vancouver BC ... (#29; #44) ... Claimed from Vancouver in Waiver Draft, Sept. 30, 1996

1996-97--1997-98	73	1	0	1	156	-	-	-	-	-

MALLETTE, Troy ... Left Wing ... 6'2" ... 210 ... Feb. 25, 1970 in Sudbury ONT ... (#29) ... Signed as a free agent, July 17, 1996

1996-97	68	6	8	14	155	-	-	-	-	-

MALONEY, Phil ... Center ... 5'8" ... 165 ... Oct. 6, 1927 in Ottawa ONT ... Signed as a free agent, Oct. 5, 1948 ... Traded to Toronto with Ferny Flaman, Ken Smith and Leo Boivin for Bill Ezinicki and Vic Lynn, Nov. 16, 1950

1949-50--1950-51	83	17	31	48	8	-	-	-	-	-

MALUTA, Ray ... Defense ... 5'8" ... 173 ... July 24, 1954 in Flin Flon MAN ... (#23; #27; #28) ... Eighth pick (seventh round), 126th overall, in the 1974 NHL Amateur Draft

1975-76--1976-77	25	2	3	5	6	2	0	0	0	0

MANLOW, Eric ... Center ... 6'0" ... 190 ... Apr. 7, 1975 in Belleville ONT ... (#57) ... Signed as a free agent, July 11, 2000

2000-01--2001-02	11	0	1	1	2	-	-	-	-	-

MANN, Cameron ... Right Wing ... 6'0" ... 194 ... Apr. 20, 1977 in Thompson MAN ... (#10) ... Fifth pick (fourth round), 99th overall, in the 1995 NHL Entry Draft ... Traded to Dallas for Ric Jackman, June 23, 2001

1997-98--2000-01	89	14	10	24	40	1	0	0	0	0

MANSON, Ray ... Left Wing ... 5'11" ... 180 ... Dec. 3, 1926 in St. Boniface MAN ... Traded to NY Rangers with Pentti Lund as future considerations portion of Feb. 6, 1948 Grant Warwick trade, June, 1948

1947-48	1	0	0	0	0	-	-	-	-	-

MANTHA, Sylvio ... Defense ... 5'10" ... 178 ... Apr. 14, 1902 in Montreal QBC ... Signed as a free agent, Feb. 11, 1937

1936-37	4	0	0	0	2	-	-	-	-	-

MARA, Paul ... Defense ... 6'4" ... 219 ... Sept. 7, 1979 in Ridgewood NJ ... (#23) ... Acquired from Phoenix with conditional 2008 draft pick for Nick Boynton and 2007 fourth round draft pick (Matt Frattin), June 26, 2006 ... Traded to NY Rangers for Aaron Ward, Feb. 27, 2007

2006-07	59	3	15	18	95	-	-	-	-	-

MARCHAND, Brad ... Center ... 5'9" ... 187 ... May 11, 1988 in Halifax NS ... (#63) ... Fourth pick (third round), 71st overall, in the 2006 NHL Entry Draft

2009-10--2013-14	300	92	94	186	249	66	16	23	39	81

MARCOTTE, Don ... Left Wing ... 5'11" ... 183 ... Apr. 15, 1947 in Asbestos QBC ... (#21; #29)

1965-66;										
1968-69--1981-82	868	230	254	484	317	132	34	27	61	81

MARIO, Frank ... Center ... 5'8" ... 170 ... Feb. 25, 1921 in Esterhazy SASK ... (#9) ... Signed as a free agent, Oct. 21, 1941

1941-42; 1944-45	53	9	19	28	24	-	-	-	-	-

MARKWART, Nevin ... Left Wing ... 5'10" ... 180 ... Dec. 9, 1964 in Toronto ONT ... (#17) ... First pick, 17th overall, in the 1983 NHL Entry Draft ... Claimed off waivers by Calgary, Feb. 14, 1992

1983-84--1987-88;										
1989-90--1991-92	299	39	67	106	769	19	1	0	1	33

MAROIS, Daniel ... Right Wing ... 6'0" ... 190 ... Oct. 3, 1968 in Montreal QBC ... (#33) ... Acquired from NY Islanders for 1994 eighth round draft pick (Peter Hogardh), Mar. 18, 1993

1993-94	22	7	3	10	18	11	0	1	1	16

MAROTTE, Gilles ... Defense ... 5'9" ... 205 ... June 7, 1945 in Montreal QBC ... (#10) ... Traded to Chicago with Jack Norris and Pit Martin for Phil Esposito, Ken Hodge and Fred Stanfield, May 15, 1967

1965-66--1966-67	118	10	25	35	164	-	-	-	-	-

MARQUESS, Mark ... Right Wing ... 5'8" ... 160 ... Mar. 26, 1924 in Bassano ALTA ... (#19)

1946-47	27	5	4	9	6	4	0	0	0	0

MARTIN, Clare ... Defense ... 5'11" ... 180 ... Feb. 25, 1922 in Waterloo ONT ... (#16; #19; #21) ... Traded to Detroit with Pete Babando, Lloyd Durham and Jimmy Peters for Bill Quackenbush and Pete Horeck, Aug. 16, 1949

1941-42;										
1946-47--1947-48	78	8	14	22	38	15	0	1	1	6

MARTIN, Frank ... Defense ... 6'2" ... 190 ... May 1, 1933 in Cayuga ONT ... (#21) ... Traded to Chicago for Murray Costello, Oct. 4, 1954

1952-53--1953-54	82	3	19	22	44	10	0	2	2	2

MARTIN, Hubert "Pit" ... Center ... 5'9" ... 170 ... Dec. 9, 1943 in Noranda QBC ... Acquired from Detroit for Parker MacDonald, Dec. 30, 1965 ... Traded to Chicago with Jack Norris and Gilles Marotte for Phil Esposito, Ken Hodge and Fred Stanfield, May 15, 1967

1965-66--1966-67	111	36	33	69	50	-	-	-	-	-

MATHIEU, Marquis ... Center ... 5'11" ... 190 ... May 31, 1973 in Hartford CT ... (#61) ... Signed as a free agent, Oct. 27, 1998

1998-99--2000-01	16	0	2	2	14	-	-	-	-	-

MATTE, Joe ... Defense ... 5'11" ... 165 ... Mar. 6, 1893 in Bourget ONT ... (#8; #14) ... Signed as a free agent, Dec. 5, 1925 ... Claimed off waivers by Montreal, Jan. 15, 1926

1925-26	3	0	0	0	0	-	-	-	-	-

MAXNER, Wayne ... Left Wing ... 5'11" ... 180 ... Sept. 27, 1942 in Halifax NS ... (#12; #27) ... Traded to Hershey/AHL for cash, June, 1968

1964-65--1965-66	62	8	9	17	48	-	-	-	-	-

MAY, Alan ... Right Wing ... 6'1" ... 200 ... Jan. 14, 1965 in Swan Hills ALTA ... (#40) ... Signed as a free agent, Oct. 30, 1987 ... Traded to Edmonton for Moe Lemay, Mar. 8, 1988

1987-88	3	0	0	0	15	-	-	-	-	-

McATEE, Norm ... Center ... 5'8" ... 165 ... June 28, 1921 in Stratford ONT ... (#18) ... Acquired from Chicago for Bill Jennings, Feb. 5, 1946

1946-47	13	0	1	1	0	-	-	-	-	-

McCARTHY, Sandy ... Right Wing ... 6'3" ... 222 ... June 15, 1972 in Toronto ONT ... (#10) ... Signed as a free agent, Aug. 12, 2003 ... Claimed off waivers by NY Rangers, Mar. 9, 2004

2003-04	37	3	1	4	28	-	-	-	-	-

McCARTHY, Tom J. ... Left Wing ... 6'2" ... 200 ... July 31, 1960 in Toronto ONT ... (#19) ... Acquired from Minnesota for 1986 third round (Rob Zettler) and 1987 second round (Scott McGrady) draft picks, May 16, 1986

1986-87--1987-88	75	32	34	66	37	17	4	5	9	22

McCARTHY, Tom P. ... Left Wing ... 6'1" ... 191 ... Sept. 15, 1934 in Toronto ONT ... Acquired from Detroit with Murray Oliver and Gary Aldcorn for Vic Stasiuk and Leo Labine, Jan. 23, 1961 ... Traded to Toronto for cash, Aug., 1964

1960-61	24	4	5	9	0	-	-	-	-	-

McCLEARY, Trent ... Right Wing ... 6'0" ... 180 ... Sept. 8, 1972 in Swift Current SASK ... (#25) ... Acquired from Ottawa with 1995 third round draft pick (Eric Naud) for Shawn McEachern, June 22, 1996

1996-97	59	3	5	8	33	-	-	-	-	-

McCORD, Bob ... Defense ... 6'1" ... 202 ... Mar. 30, 1934 in Matheson ONT ... (#4) ... Acquired from Springfield/AHL for Bruce Gamble, Dale Rolfe, Terry Gray and Randy Miller, June, 1963 ... Traded to Detroit with Ab McDonald and Ken Stephanson for Al Langlois, Ron Harris, Parker MacDonald and Bob Dillabough, May 31, 1965

1963-64--1964-65	108	1	15	16	75	-	-	-	-	-

McCRIMMON, Brad ... Defense ... 5'11" ... 197 ... Mar. 29, 1959 in Dodsland SASK ... (#29) ... Second pick (first round), 15th overall, in the 1979 NHL Entry Draft ... Traded to Philadelphia for Pete Peeters, June 9, 1982

1979-80--1981-82	228	17	37	54	325	15	1	2	3	32

McDONALD, Alvin "Ab" ... Left Wing ... 6'3" ... 192 ... Feb. 18, 1936 in Winnipeg MAN ... (#21) ... Acquired from Chicago with Reggie Fleming for Doug Mohns, June 8, 1964 ... Traded to Detroit with Bob McCord and Ken Stephanson for Al Langlois, Ron Harris, Parker MacDonald and Bob Dillabough, May 31, 1965

1964-65	60	9	9	18	6	-	-	-	-	-

McEACHERN, Shawn ... Left Wing ... 5'11" ... 200 ... Feb. 28, 1969 in Waltham MA ... (#14; #17) ... Acquired from Pittsburgh with Kevin Stevens for Bryan Smolinski, Glen Murray and 1996 third round draft pick (Boyd Kane), Aug. 2, 1995 ... Traded to Ottawa for Trent McCleary and 1996 third round draft pick (Eric Naud), June 22, 1996 ... Signed as a free agent, Aug. 2, 2005

1995-96; 2005-06	110	26	35	61	56	5	2	1	3	8

McGILL, Jack ... Center ... 6'1" ... 180 ... Sept. 19, 1921 in Edmonton ALTA ... (#11; #16; #18; #19) ... Traded to Montreal for Gerry Brown and Hal Jackson, June 30, 1948
1941-42;
1944-45; 1946-47 97 23 36 59 42 27 7 4 11 17
McGILLIS, Dan ... Defense ... 6'2" ... 230 ... July 1, 1972 in Hawkesbury ONT ... (#6) ... Acquired from San Jose for 2003 second round draft pick (Ivan Baranka), Mar. 11, 2003
2002-03--2003-04 90 5 24 29 75 12 3 0 3 4
McINENLY, Bert ... Left Wing/Defense ... 5'9" ... 160 ... May 6, 1906 in Quebec City QBC ... (#4) ... Acquired from Ottawa for cash, Nov., 1933 ... Traded to Providence/AHL for cash, Oct. 7, 1936
1933-34--1935-36 43 2 1 3 28 4 0 0 0 2
McINNIS, Marty ... Right Wing ... 5'11" ... 184 ... June 2, 1970 in Hingham MA ... (#10) ... Acquired from Anaheim for 2002 third round draft pick (Brian Lee), Mar. 5, 2002
2001-02--2002-03 96 11 13 24 46 11 1 1 2 2
McINTYRE, Jack ... Defense ... 5'11" ... 170 .... Sept. 8, 1930 in Brussels ONT ... (#18) ... Signed as a free agent, Mar. 23, 1949 ... Traded to Chicago for cash, Jan. 21, 1954
1949-50--1952-53 123 19 35 54 49 19 5 4 9 4
McKECHNIE, Walt ... Center ... 6'2" ... 195 ... June 19, 1947 in London ONT ... (#18) ... Acquired from NY Rangers for Derek Sanderson, June 12, 1974 ... Traded to Detroit with 1975 third round draft pick (Clarke Hamilton) for Hank Nowak and Earl Anderson, Feb. 18, 1975
1974-75 53 3 3 6 8 - - - - -
McKENNEY, Don ... Center ... 5'11" ... 160 ... Apr. 30, 1934 in Smith Falls ONT ... (#17) ... Traded to NY Rangers with Dick Meissner for Dean Prentice, Feb. 4, 1963
1954-55--1962-63 592 195 267 462 189 34 13 20 33 8
McKENZIE, John "Pie" ... Right Wing ... 5'9" ... 175 ... Dec. 12, 1937 in High River ALTA ... (#19) ... Acquired from NY Rangers for Reggie Fleming, Jan. 10, 1966 ... Signed with WHA in 1972 off-season
1965-66--1971-72 453 169 227 396 700 50 15 30 45 119
McKIM, Andrew ... Center ... 5'8" ... 175 ... July 6, 1970 in St. John NB ... (#45) ... Signed as a free agent, July 16, 1992
1992-93--1993-94 36 1 4 5 4 - - - - -
McLAREN, Kyle ... Defense ... 6'4" ... 225 ... June 18, 1977 in Humboldt SASK ... (#46; #18) ... First pick, ninth overall, in the 1995 NHL Entry Draft ... Traded to San Jose with 2004 fourth round draft pick (Torrey Mitchell) for Jeff Hackett and Jeff Jillson, Jan. 23, 2003
1995-96--2001-02 417 34 90 124 370 27 1 3 4 48
McLELLAN, Scott ... Right Wing ... 6'1" ... 175 ... Feb. 10, 1963 in Toronto ONT ... (#33) ... Third pick (fourth round), 77th overall, in the 1981 NHL Entry Draft
1982-83 2 0 0 0 0 - - - - -
McMAHON, Mike ... Defense ... 5'8" ... 215 ... Feb. 1, 1915 in Brockville ONT ... Loaned from Montreal as compensation for recall of Paul Bibeault, Jan. 8, 1946 ... Returned to Montreal, Jan. 17, 1946
1945-46 2 0 0 0 2 - - - - -
McMANUS, Sammy ... Left Wing ... 5'9" ... 160 ... Oct. 22, 1911 in Belfast IRE ... Acquired from Montreal with Roy Goldsworthy and cash for Babe Siebert and Roger Jenkins, Sept. 10, 1936
1936-37 1 0 0 0 0 - - - - -
McNAB, Peter ... Center ... 6'3" ... 210 ... May 8, 1952 in Vancouver BC ... (#8) ... Rights transferred from Buffalo as compensation for Sabres' signing of free agent Andre Savard, June 11, 1976 ... Traded to Vancouver for Jim Nill, Feb. 3, 1984
1976-77--1983-84 595 263 324 587 111 79 38 36 74 16
McQUAID, Adam ... Defense ... 6'5" ... 209 ... Oct. 12, 1986 in Charlottetown PEI ... (#54) ... Acquired from Columbus for 2007 fifth round draft pick (Jamie Benn), May 16, 2007
2009-10--2013-14 220 8 28 36 345 54 2 6 8 30
McREAVY, Pat ... Center ... 5'11" ... 165 ... Jan. 16, 1918 in Owen Sound ONT ... (#12; #16) ... Traded to Detroit for Dutch Hiller and cash, Nov. 24, 1941
1938-39--1941-42 21 0 2 2 4 11 2 2 4 5
McSORLEY, Marty ... Defense ... 6'1" ... 235 ... May 18, 1963 in Hamilton ONT ... (#29) ... Signed as a free agent, Dec. 7, 1999
1999-00 27 2 3 5 62 - - - - -
MEEKING, Harry ... Left Wing ... 5'7" ... 160 ... Nov. 4, 1894 in Kitchener ONT ... (#8) ... Acquired from Detroit with Frank Fredrickson for Duke Keats and Archie Briden, Jan. 7, 1927 ... Traded to Detroit for Fred Gordon, May 22, 1927
1926-27 23 1 0 1 2 7 0 0 0 0
MEISSNER, Dick ... Right Wing ... 5'11" ... 200 ... Jan. 6, 1940 in Kindersley SASK ... (#22) ... Traded to NY Rangers with Don McKenney for Dean Prentice, Feb. 4, 1963
1959-60--1961-62 135 8 10 18 37 - - - - -
MELNYK, Larry ... Defense ... 6'0" ... 195 ... Feb. 21, 1960 in Saskatoon SASK ... (#33) ... Fifth pick (fourth round), 78th overall, in the 1979 NHL Entry Draft ... Traded to Edmonton for John Blum, Mar. 6, 1984
1980-81--1982-83 75 0 12 12 123 22 0 3 3 49
MESZAROS, Andrej ... Defense ... 6'2" ... 223 ... Oct. 3, 1985 in Povazska Bystrica SVK ... (#41) ... Acquired from Philadelphia for 2014 third round draft pick (), Mar. 5, 2014
2013-14 14 2 3 5 6 4 0 2 2 2
METROPOLIT, Glen ... Center ... 5'10" ... 193 ... June 25, 1974 in Toronto ONT ... (#13) ... Signed as a free agent, Oct. 3, 2007
2007-08 82 11 22 33 36 7 1 0 1 4
MICKOSKI, Nick ... Left Wing ... 6'1" ... 183 ... Dec. 7, 1927 in Winnipeg MAN ... (#12) ... Acquired from Detroit for Jim Morrison, Aug. 25, 1959
1959-60 18 1 0 1 2 - - - - -
MIDDLETON, Rick ... Right Wing ... 5'11" ... 170 ... Dec. 4, 1953 in Toronto ONT ... (#16) ... Acquired from NY Rangers for Ken R. Hodge, May 26, 1976
1976-77--1987-88 881 402 496 898 124 111 45 55 100 17
MILBURY, Mike ... Defense ... 6'1" ... 200 ... June 17, 1952 in Brighton MA ... (#26; #27; #28; #31) ... Signed as a free agent, Nov. 5, 1974
1975-76--1986-87 754 49 189 238 1552 86 4 24 28 219
MILLAR, Al ... Goal ... 5'11" ... 175 ... Sept. 18, 1929 in Winnipeg MAN ... Traded to Detroit with Myron Stankiewicz for Claude Dufour, June, 1960
1957-58 6 - 0 0 0 - - - - -
MILLAR, Mike ... Right Wing ... 5'10" ... 170 ... Apr. 28, 1965 in St. Catharines ONT ... (#42) ... Acquired from Washington for Alfie Turcotte, Oct. 2, 1989
1989-90 15 1 4 5 0 - - - - -

MILLER, Bob ... Center ... 5'11" ... 180 ... Sept. 28, 1956 in Medford MA ... (#14; #32) ... Third pick (fourth round), 70th overall, in the 1976 NHL Amateur Draft ... Traded to Colorado for Mike Gillis, Feb. 18, 1981
1977-78--1980-81 263 55 82 137 143 34 4 6 10 27
MILLER, Jay ... Left Wing ... 6'2" ... 210 ... July 16, 1960 in Wellesley MA ... (#29) ... Signed as a free agent, Oct. 1, 1985 ... Traded to Los Angeles for future considerations (Steve Kasper for Bobby Carpenter, Jan. 23, 1989), Jan. 22, 1989
1985-86--1988-89 216 13 20 33 858 14 0 0 0 141
MILLER, Kevan ... Defense ... 6'2" ... 210 ... Nov. 15, 1987 in Los Angeles CA ... (#86) ... Signed as a free agent, Oct. 21, 2011
2013-14 47 1 5 6 38 11 0 2 2 8
MITCHELL, Herb ... Left Wing ... 5'10" ... 190 ... Jan. 4, 1896 in Meaford ONT ... (#6; #3) ... Signed as a free agent, Nov. 2, 1924
1924-25--1925-26 44 6 0 6 36 - - - - -
MOFFAT, Mike ... Goal ... 5'10" ... 165 ... Feb. 4, 1962 in Galt ONT ... (#30) ... Seventh pick (eighth round), 165th overall, in the 1980 NHL Entry Draft
1981-82--1983-84 19 - 0 0 2 11 - 1 1 8
MOGER, Sandy ... Center ... 6'3" ... 214 ... Mar. 21, 1969 in 100 Mile House BC ... (#45) ... Signed as a free agent, July 6, 1994 ... Traded to Los Angeles with Jozef Stumpel and 1998 fourth round draft pick (Pierre Dagenais) for Dmitri Khristich and Byron Dafoe, Aug. 29, 1997
1994-95--1996-97 132 27 23 50 116 5 2 2 4 12
MOHNS, Doug ... Left Wing/Defense ... 6'0" ... 185 ... Dec. 13, 1933 in Capreol ONT ... (#19) ... Traded to Chicago for Reggie Fleming and Ab McDonald, June 8, 1964
1953-54--1963-64 710 118 229 347 671 35 6 15 21 40
MOKOSAK, Carl ... Left Wing ... 6'1" ... 180 ... Sept. 22, 1962 in Fort Saskatchewan ALTA ... (#45) ... Signed as a free agent, Oct. 4, 1988
1988-89 7 0 0 0 31 1 0 0 0 0
MONTADOR, Steve ... Defense ... 6'0" ... 205 ... Dec. 21, 1979 in Vancouver BC ... (#23) ... Acquired from Anaheim for Petteri Nokelainen, Mar. 4, 2009
2008-09 13 0 1 1 18 11 1 2 3 18
MOOG, Andy ... Goal ... 5'8" ... 175 ... Feb. 18, 1960 in Penticton BC ... (#35) ... Acquired from Edmonton for Geoff Courtnall, Bill Ranford and 1988 second round draft pick (Petro Koivunen), Mar. 8, 1988 ... Traded to Dallas for Jon Casey as future considerations portion of June 20, 1993 Gord Murphy trade, June 25, 1993
1987-88--1992-93 261 - 10 10 110 70 - 2 2 27
MORAN, Ian ... Defense ... 6'0" ... 200 ... Aug. 24, 1972 in Cleveland OH ... (#18) ... Acquired from Pittsburgh for 2003 fourth round draft pick (Paul Bissonnette), Mar. 11, 2003
2002-03--2005-06 55 2 6 8 40 5 0 1 1 4
MORRIS, Bernie ... Center/Right Wing ... 5'7" ... 145 ... Date Unknown in Regina SASK ... (#5) ... Acquired from Montreal Maroons with Bobby Benson for Alf Skinner, Jan. 3, 1925 ... Released from contract, Feb. 10, 1925
1924-25 6 1 0 1 0 - - - - -
MORRIS, Derek ... Defense ... 6'0" ... 220 ... Aug. 24, 1978 in Edmonton ALTA ... (#53) ... Signed as a free agent, July 25, 2009 ... Traded to Phoenix for 2011 third round draft pick (Anthony Camara), Mar. 3, 2010
2009-10 58 3 22 25 26 - - - - -
MORRIS, Jon ... Center ... 6'0" ... 175 ... May 6, 1966 in Lowell MA ... (#29) ... Acquired from San Jose for cash, Oct. 29, 1993
1993-94 4 0 0 0 0 - - - - -
MORRISON, Doug ... Right Wing ... 5'11" ... 184 ... Feb. 1, 1960 in Vancouver BC ... (#11; #23; #38) ... Third pick (second round), 36th overall, in the 1979 NHL Entry Draft
1979-80--1981-82;
1984-85 23 7 3 10 15 - - - - -
MORRISON, Jim ... Defense ... 5'10" ... 183 ... Oct. 11, 1931 in Montreal QBC ... (#10, #20) ... Traded to Toronto for Fleming Mackell, Jan. 9, 1952 ... Acquired from Toronto for Allan Stanley, Oct. 8, 1958 ... Traded to Detroit for Nick Mickoski, Aug. 25, 1959
1951-52; 1958-59 84 8 19 27 44 6 0 6 6 16
MORRISONN, Shaone ... Defense ... 6'3" ... 205 ... Dec. 23, 1982 in Vancouver BC ... (#28) ... First pick, 19th overall, in the 2001 NHL Entry Draft ... Traded to Washington with 2004 first (Jeff Schultz) and second (Michail Yunkov) round draft picks for Sergei Gonchar, Mar. 3, 2004
2002-03--2003-04 41 1 7 8 18 - - - - -
MOTTAU, Mike ... Defense ... 6'0" ... 190 ... Mar. 19, 1978 in Quincy MA ... (#27) ... Acquired from NY Islanders with Brian Rolston for Yannick Riendeau and Marc Cantin, Feb. 27, 2012
2011-12 6 0 0 0 0 2 0 0 0 0
MOTTER, Alex ... Center ... 6'0" ... 175 ... June 20, 1913 in Melville SASK ... (#10) ... Traded to Detroit for Clarence Drouillard and cash, Dec. 22, 1937
1934-35--1935-36 26 1 4 5 4 6 0 0 0 0
MOWERS, Mark ... Center ... 5'11" ... 174 ... Feb. 16, 1974 in Decatur GA ... (#18) ... Signed as a free agent, July 6, 2006 ... Traded to Anaheim for Brett Skinner and Nathan Saunders, Sept. 24, 2007
2006-07 78 5 12 17 26 - - - - -
MULLEN, Joe ... Right Wing ... 5'9" ... 180 ... Feb. 26, 1957 in New York NY ... (#11) ... Signed as a free agent, Sept. 8, 1995
1995-96 37 8 7 15 0 - - - - -
MURPHY, Gord ... Defense ... 6'2" ... 191 ... Mar. 23, 1967 in Willowdale ONT ... (#28) ... Acquired from Philadelphia with Brian Dobbin and 1992 third round draft pick (Sergei Zholtok) for Garry Galley and Wes Walz, Jan. 2, 1992 ... Traded to Dallas for future considerations (Andy Moog for Jon Casey, June 25, 1993), June 20, 1993 ... Signed as a free agent, Jan. 29, 2002
1991-92--1992-93;
2001-02 106 8 20 28 126 15 1 0 1 12
MURPHY, Joe ... Right Wing ... 6'1" ... 190 ... Oct. 16, 1967 in London ONT ... (#43) ... Signed as a free agent, Nov. 12, 1999 ... Claimed off waivers by Washington, Feb. 10, 2000
1999-00 26 7 7 14 41 - - - - -
MURPHY, Ron ... Left Wing ... 5'11" ... 185 ... Apr. 10, 1933 in Hamilton ONT ... (#28) ... Acquired from Detroit with Bill Lesuk, Gary Doak and future considerations (Steve Atkinson, June 6, 1966) for Dean Prentice and Leo Boivin, Feb. 16, 1966
1965-66--1969-70 133 29 61 90 44 14 4 4 8 12

MURRAY, Glen ... Right Wing ... 6'3" ... 225 ... Nov. 1, 1972 in Halifax NS ... (#44; #21; #27) ... First pick, 18th overall, in the 1991 NHL Entry Draft ... Traded to Pittsburgh with Bryan Smolinski and 1996 third round draft pick (Boyd Kane) for Kevin Stevens and Shawn McEachern, Aug. 2, 1995 ... Acquired from Los Angeles with Jozef Stumpel for Jason Allison and Mikko Eloranta, Oct. 24, 2001 ... Bought out of contract, July 26, 2008

1991-92--1994-95;										
2001-02--2007-08	570	209	180	389	408	55	12	13	25	44

MYHRES, Brantt ... Left Wing ... 6'3" ... 205 ... Mar. 18, 1974 in Edmonton ALTA ... (#55) ... Signed as a free agent, Sept. 18, 2002

2002-03	1	0	0	0	31	-	-	-	-	-

MYRVOLD, Anders ... Defense ... 6'2" ... 200 ... Aug. 12, 1975 in Lorenskog NOR ... (#14; #41) ... Acquired from Colorado with Landon Wilson for 1998 first round draft pick (Robyn Regehr), Nov. 22, 1996

1996-97	9	0	2	2	4	-	-	-	-	-

- N -

NASLUND, Mats ... Left Wing ... 5'7" ... 160 ... Oct. 31, 1959 in Timra SWE ... (#26) ... Signed as a free agent, Feb. 21, 1995

1994-95	34	8	14	22	4	5	1	0	1	0

NAZAROV, Andrei ... Left Wing ... 6'5" ... 230 ... May 22, 1974 in Chelyabinsk RUS ... (#45; #62) ... Acquired from Anaheim with Patrick Traverse for Samuel Pahlsson, Nov. 18, 2000 ... Traded to Phoenix for 2002 fifth round draft pick (Peter Hamerlik), Jan. 25, 2002

2000-01--2001-02	110	1	6	7	364	-	-	-	-	-

NEELY, Cam ... Right Wing ... 6'1" ... 218 ... June 6, 1965 in Comox BC ... (#8) ... Acquired from Vancouver with 1987 first round draft pick (Glen Wesley) for Barry Pederson, June 6, 1986 ... Retired due to injury, Sept. 5, 1996

1986-87--1995-96	525	344	246	590	921	86	55	32	87	160

NEUFELD, Ray ... Right Wing ... 6'3" ... 210 ... Apr. 15, 1959 in St. Boniface MAN ... (#19) ... Acquired from Winnipeg for Moe Lemay, Dec. 30, 1988

1988-89--1989-90	15	1	3	4	28	10	2	3	5	9

NICHOLSON, Al ... Left Wing ... 6'1" ... 180 ... Apr. 26, 1936 in Estevan SASK ... (#25) ... Signed as a free agent, Aug. 23, 1955 ... Claimed by Detroit in Reverse Draft, June 12, 1966

1955-56--1956-57	19	0	1	1	4	-	-	-	-	-

NICKULAS, Eric ... Right Wing ... 5'11" ... 190 ... Mar. 25, 1975 in Hyannis MA ... (#72; #21; #47) ... Third pick (fourth round), 99th overall, in the 1994 NHL Entry Draft ... Signed as a free agent, Aug. 23, 2005

1998-99--2000-01;										
2005-06	45	7	10	17	24	1	0	0	0	2

NICOLSON, Graeme ... Defense ... 6'0" ... 185 ... Jan. 13, 1958 in North Bay ONT ... (#32) ... Second pick, 35th overall, in the 1978 NHL Amateur Draft

1978-79	1	0	0	0	0	-	-	-	-	-

NIELSEN, Kirk ... Right Wing ... 6'1" ... 205 ... Oct. 19, 1973 in Grand Rapids MN ... (#60) ... Signed as a free agent, June 7, 1996

1997-98	6	0	0	0	0	-	-	-	-	-

NIENHUIS, Kraig ... Left Wing ... 6'2" ... 205 ... May 9, 1961 in Sarnia ONT ... (#38) ... Signed as a free agent, May 28, 1985

1985-86--1987-88	87	20	16	36	39	2	0	0	0	14

NILAN, Chris ... Right Wing ... 6'0" ... 205 ... Feb. 9, 1958 in Boston MA ... (#30) ... Acquired from NY Rangers for Greg Johnston and 1990 sixth round draft pick (Barry Young), June 28, 1990 ... Claimed off waivers by Montreal, Feb. 12, 1992

1990-91--1991-92	80	11	14	25	463	19	0	2	2	62

NILL, Jim ... Right Wing ... 6'0" ... 185 ... Apr. 11, 1958 in Hanna ALTA ... (#8) ... Acquired from Vancouver for Peter McNab, Feb. 3, 1984 ... Traded to Winnipeg for Morris Lukowich, Feb. 4, 1985

1983-84--1984-85	76	4	11	15	143	3	0	0	0	4

NOKELAINEN, Petteri ... Center/Right Wing ... 6'1" ... 195 ... Jan. 16, 1986 in Imatra FIN ... (#56; #29) ... Acquired from New York Islanders for Ben Walter and 2009 second round draft pick (Kevin Lynch), Sept. 11, 2007 ... Traded to Anaheim for Steve Montador, Mar. 4, 2009

2007-08--2008-09	90	7	6	13	29	7	0	2	2	4

NORDSTROM, Peter ... Left Wing ... 6'1" ... 200 ... July 26, 1974 in Munkfors SWE ... (#56) ... Third pick, 78th overall, in the 1998 NHL Entry Draft ... Returned to Sweden, Dec. 16, 1998

1998-99	2	0	0	0	0	-	-	-	-	-

NORRIS, Jack ... Goal ... 5'10" ... 185 ... Aug. 5, 1942 in Saskatoon SASK ... (#17) ... Traded to Chicago with Gilles Marotte and Pit Martin for Phil Esposito, Ken Hodge and Fred Stanfield, May 15, 1967

1964-65	23	-	0	0	0	-	-	-	-	-

NORTON, Jeff ... Defense ... 6'2" ... 195 ... Nov. 25, 1965 in Acton MA ... (#33) ... Acquired from Florida for 2002 sixth round draft pick (Mikael Vuorio), Mar. 19, 2002

2001-02	3	0	1	1	2	3	0	0	0	5

NOWAK, Hank ... Left Wing ... 6'1" ... 195 ... Nov. 24, 1950 in Oshawa ONT ... (#18) ... Acquired from Detroit with Earl Anderson for Walt McKechnie and 1975 third round draft pick (Clarke Hamilton), Feb. 18, 1975

1974-75--1976-77	111	18	15	33	81	13	1	0	1	8

NYLANDER, Michael ... Center ... 6'1" ... 195 ... Oct. 3, 1972 in Stockholm SWE ... (#92) ... Acquired from Washington for 2006 second round draft pick (Francois Bouchard), Mar. 4, 2004

2003-04	15	1	11	12	14	6	3	3	6	0

- O -

OATES, Adam ... Center ... 5'11" ... 185 ... Aug. 27, 1962 in Weston ONT ... (#12) ... Acquired from St. Louis for Craig Janney and Stephane Quintal, Feb. 7, 1992 ... Traded to Washington with Bill Ranford and Rick Tocchet for Jim Carey, Anson Carter, Jason Allison and 1997 third round draft pick (Lee Goren), Mar. 1, 1997

1991-92--1996-97	368	142	357	499	123	42	11	37	48	20

O'BRIEN, Dennis ... Defense ... 6'0" ... 195 ... June 10, 1949 in Port Hope ONT ... (#28) ... Claimed off waivers from Cleveland, Mar. 10, 1978

1977-78--1979-80	83	4	11	15	138	14	0	1	1	28

O'BRIEN, Ellard ... Defense ... 6'3" ... 183 ... May 27, 1930 in St. Catharines ONT ... Signed as a free agent, Oct. 3, 1950 ... Traded to Hershey/AHL with Dunc Fisher for Ray Gariepy, June, 1953

1955-56	2	0	0	0	0	-	-	-	-	-

O'CONNELL, Mike ... Defense ... 5'9" ... 180 ... Nov. 25, 1955 in Chicago IL ... (#20) ... Acquired from Chicago for Al Secord, Dec. 18, 1980 ... Traded to Detroit for Reed Larson, Mar. 10, 1986

1980-81--1985-86	424	70	198	268	312	39	7	15	22	34

ODDLEIFSON, Chris ... Center ... 6'2" ... 185 ... Sept. 7, 1950 in Brandon MAN ... (#22; #28) ... Acquired from California with Rich Leduc for Ivan Boldirev, Nov. 17, 1971 ... Traded to Vancouver with Fred O'Donnell for Bobby Schmautz, Feb. 7, 1974

1972-73--1973-74	55	10	11	21	25	-	-	-	-	-

ODGERS, Jeff ... Right Wing ... 6'0" ... 200 ... May 31, 1969 in Spy Hill SASK ... (#36) ... Acquired from San Jose with 1996 fifth round draft pick (Elias Abrahamsson) for Al Iafrate, June 21, 1996 ... Bought out of contract, Sept., 1997

1996-97	80	7	8	15	197	-	-	-	-	-

O'DONNELL, Fred ... Right Wing ... 5'10" ... 175 ... Dec. 6, 1949 in Kingston ONT ... (#16) ... Acquired from Minnesota as future considerations portion of May 7, 1969 Barry Gibbs-Tommy Williams trade, May 7, 1971 ... Traded to Vancouver with Chris Oddleifson for Bobby Schmautz, Feb. 7, 1974

1972-73--1973-74	115	15	11	26	98	5	0	1	1	5

O'DONNELL, Sean ... Defense ... 6'3" ... 230 ... Oct. 13, 1971 in Ottawa ONT ... (#27; #21) ... Signed as a free agent, July 2, 2001

2001-02--2003-04	232	5	47	52	275	13	0	2	2	4

O'DWYER, Billy ... Center ... 6'0" ... 190 ... Jan. 25, 1960 in Boston MA ... (#10) ... Signed as a free agent, Aug. 13, 1987

1987-88--1989-90	102	8	13	21	93	10	0	0	0	2

OLIVER, Harry ... Right Wing ... 5'8" ... 155 ... Oct. 26, 1898 in Selkirk MAN ... (#9) ... Acquired from Calgary/WHL for cash, Sept. 4, 1926 ... Traded to NY Americans for cash, Nov. 2, 1934

1926-27--1933-34	351	109	59	168	129	30	9	4	13	24

OLIVER, Murray ... Center ... 5'10" ... 170 ... Nov. 14, 1937 in Hamilton ONT ... (#16; #17) ... Acquired from Detroit with Gary Aldcorn and Tom P. McCarthy for Vic Stasiuk and Leo Labine, Jan. 23, 1961 ... Traded to Toronto with cash for Eddie Shack, May 15, 1967

1960-61--1966-67	426	116	214	330	184	-	-	-	-	-

OLIWA, Krzysztof ... Left Wing ... 6'5" ... 243 ... Apr. 12, 1973 in Tychy POL ... (#33) ... Acquired from NY Rangers for 2004 ninth round draft pick (Christian Mahoney-Wilson), Jan. 6, 2003

2002-03	33	0	0	0	110	-	-	-	-	-

O'NEIL, Paul ... Center/Right Wing ... 6'1" ... 185 ... Aug. 24, 1953 in Charlestown MA ... (#28) ... Signed as a free agent, Oct. 10, 1975

1975-76	1	0	0	0	0	-	-	-	-	-

O'NEILL, James "Peggy" ... Center/Right Wing ... 5'8" ... 160 ... Apr. 3, 1913 in Semans SASK ... (#14)

1933-34--1936-37	140	6	26	32	105	6	1	1	2	13

O'REE, Willie ... Left/Right Wing ... 5'10" ... 175 ... Oct. 15, 1935 in Fredericton NB ... (#25; #27) ... Traded to Montreal with Stan Maxwell for Cliff Pennington and Terry Gray, June, 1961

1957-58; 1960-61	45	4	10	14	26	-	-	-	-	-

O'REILLY, Terry ... Right Wing ... 6'1" ... 200 ... June 7, 1951 in Niagara Falls ONT ... (#23; #24) ... Second pick (first round), 14th overall, in the 1971 NHL Amateur Draft

1971-72--1984-85	891	204	402	606	2095	108	25	42	67	335

ORR, Bobby ... Defense ... 6'0" ... 197 ... Mar. 20, 1948 in Parry Sound ONT ... (#4)

1966-67--1975-76	631	264	624	888	924	74	26	66	92	107

ORR, Colton ... Right Wing ... 6'3" ... 210 ... Mar. 3, 1982 in Winnipeg MAN ... (#75) ... Signed as a free agent, Sept. 19, 2001 ... Claimed off waivers by NY Rangers, Nov. 29, 2005

2003-04--2005-06	21	0	0	0	27	-	-	-	-	-

OUELLETTE, Gerry ... Right Wing ... 5'9" ... 170 ... Nov. 1, 1938 in Grand Falls NB ... Traded to San Francisco/WHL as future considerations portion of July 26, 1962 Orland Kurtenbach-Ed Panagabko trade, July 7, 1963

1960-61	39	5	4	9	0	-	-	-	-	-

OWEN, George ... Defense ... 5'11" ... 190 ... Feb. 12, 1901 in Hamilton ONT ... (#4; #11) ... Acquired from Toronto for Eric Pettinger and Hugh Plaxton, Jan. 8, 1929

1928-29--1932-33	183	44	33	77	151	21	2	5	7	25

- P -

PACHAL, Clayton ... Center/Left Wing ... 5'10" ... 185 ... Apr. 21, 1956 in Yorkton SASK ... (#6; #28) ... First pick, 16th overall, in the 1976 NHL Amateur Draft ... Traded to Colorado for Mark Suzor, Oct. 11, 1978
1976-77--1977-78 11 0 0 0 26 - - - - -
PAHLSSON, Samuel ... Center ... 5'11" ... 190 ... Dec. 17, 1977 in Ornskoldsvik SWE ... (#27) ... Acquired from Colorado with Brian Rolston, Martin Grenier and 2000 first round draft pick (Martin Samuelsson) for Ray Bourque and Dave Andreychuk, Mar. 6, 2000 ... Traded to Anaheim for Patrick Traverse and Andrei Nazarov, Nov. 18, 2000
2000-01 17 1 1 2 6 - - - - -
PAILLE, Daniel ... Left Wing ... 6'0" ... 200 ... Apr. 15, 1984 in Welland ONT ... (#20) ... Acquired from Buffalo for 2010 third round draft pick (Kevin Sundher), Oct. 20, 2009
2009-10--2013-14 304 44 38 82 69 74 9 10 19 10
PALAZZARI, Aldo ... Right Wing ... 5'7" ... 168 ... July 25, 1918 in Eveleth MN ... (#9) ... Traded to NY Rangers for cash, Feb. 22, 1944
1943-44 24 6 3 9 4 - - - - -
PALMER, Brad ... Left Wing ... 6'0" ... 185 ... Sept. 14, 1961 in Duncan BC ... (#21) ... Acquired from Minnesota with Dave Donnelly for Boston agreeing not to select Brian Bellows in 1982 Entry Draft, June 9, 1982
1982-83 73 6 11 17 18 7 1 0 1 0
PANAGABKO, Ed ... Center ... 5'8" ... 170 ... May 17, 1934 in Norquay SASK ... (#22) ... Traded to San Francisco/WHL with Orland Kurtenbach and future considerations (Gerry Ouelette, July 7, 1963) for Larry McNabb and cash, July 26, 1962
1955-56--1956-57 29 0 3 3 38 - - - - -
PANDOLFO, Jay ... Left Wing ... 6'1" ... 190 ... Dec. 27, 1974 in Winchester MA ... (#29) ... Signed as a free agent, Feb. 12, 2013
2012-13 18 0 0 0 2 - - - - -
PANTELEEV, Grigori ... Left Wing ... 5'9" ... 190 ... Nov. 13, 1972 in Gastello USSR ... (#13) ... Fifth pick (sixth round), 136th overall, in the 1992 NHL Entry Draft
1992-93--1994-95 50 8 6 14 12 - - - - -
PARENT, Bernie ... Goal ... 5'10" ... 180 ... Apr. 3, 1945 in Montreal, QBC ... (#30) ... Claimed by Philadelphia in NHL Expansion Draft, June 6, 1967
1965-66--1966-67 57 - 0 0 2 - - - - -
PARISE, Jean-Paul ... Left Wing ... 5'9" ... 175 ... Dec. 11, 1941 in Smooth Rock Falls ONT ... (#17; #27) ... Claimed by Oakland in NHL Expansion Draft, June 6, 1967
1965-66--1966-67 21 2 2 4 10 - - - - -
PARK, Brad ... Defense ... 6'0" ... 200 ... July 6, 1948 in Toronto ONT ... #22) ... Acquired from NY Rangers with Jean Ratelle and Joe Zanussi for Phil Esposito and Carol Vadnais, Nov. 7, 1975
1975-76--1982-83 501 100 317 417 553 91 23 55 78 77
PASIN, Dave ... Right Wing ... 6'1" ... 205 ... July 8, 1966 in Edmonton ALTA ... (#37) ... First pick, 19th overall, in the 1984 NHL Entry Draft ... Traded to Los Angeles for Paul Guay, Nov. 3, 1988
1985-86 71 18 19 37 50 3 0 1 1 0
PATTERSON, George ... Left/Right Wing ... 6'1" ... 176 ... May 22, 1906 in Kingston ONT ... Acquired from NY Americans with Lloyd Gross for Art Chapman and Bob Gracie, Jan. 11, 1934 ... Traded to Detroit for Gene Carrigan, Oct. 10, 1934
1933-34 10 0 1 1 2 - - - - -
PAYNE, Davis ... Left Wing ... 6'2" ... 205 ... Sept. 24, 1970 in Port Alberni BC ... (#44; #17) ... Signed as a free agent, Oct. 6, 1995
1995-96--1996-97 22 0 1 1 14 - - - - -
PEDERSEN, Allen ... Defense ... 6'3" ... 210 ... Jan. 13, 1965 in Fort Saskatchewan ALTA ... (#41) ... Fifth pick, 105th overall, in the 1983 NHL Entry Draft ... Claimed by Minnesota in NHL Expansion Draft, May 30, 1991
1986-87--1990-91 333 4 31 35 408 64 0 0 0 91
PEDERSON, Barry ... Center ... 5'11" ... 185 ... Mar. 13, 1961 in Big River SASK ... (#18; #21; #10; #12) ... First pick, 18th overall, in the 1980 NHL Entry Draft ... Traded to Vancouver for Cam Neely and 1987 first round draft pick (Glen Wesley), June 6, 1986 ... Acquired from Hartford for future considerations, Nov. 14, 1991 ... Released from contract, Mar. 10, 1992
1980-81--1985-86;
1991-92 379 166 251 417 248 34 22 30 52 25
PEETERS, Pete ... Goal ... 6'1" ... 195 ... Aug. 17, 1957 in Edmonton ALTA ... (#1) ... Acquired from Philadelphia for Brad McCrimmon, June 9, 1982 ... Traded to Washington for Pat Riggin, Nov. 14, 1985
1982-83--1985-86 171 - 4 4 93 21 - 0 0 10
PEIRSON, John ... Right Wing ... 5'11" ... 170 ... July 21, 1925 in Winnipeg MAN ... (#23)
1946-47--1953-54;
1955-56--1957-58 545 153 173 326 315 49 9 17 26 26
PELLERIN, Scott ... Center/Left Wing ... 5'11" ... 190 ... Jan. 9, 1970 in Shediac NB ... (#33) ... Signed as a free agent, July 26, 2001 ... Claimed off waivers by Dallas, Jan. 12, 2002
2001-02 35 1 5 6 6 - - - - -
PELLETIER, Pascal ... Right Wing ... 5'11" ... 190 ... June 16, 1983 in Labrador City NFLD ... (#42) ... Signed as a free agent, July 28, 2006 ... Traded to Chicago for Martin St. Pierre, July 24, 2008
2007-08 6 0 0 0 0 - - - - -
PENNER, Jeff ... Defense ... 5'10" ... 191 ... Apr. 13, 1987 in Winnipeg MAN ... (#62) ... Signed as a free agent, Mar. 29, 2008 ... Traded to Minnesota with Mikko Lehtonen for Anton Khudobin, Feb. 28, 2011
2009-10 2 0 0 0 0 - - - - -
PENNINGTON, Cliff ... Center ... 6'0" ... 170 ... Apr. 18, 1940 in Winnipeg MAN ... (#7) ... Acquired from Montreal with Terry Gray for Willie O'Ree and Stan Maxwell, June, 1961 ... Traded to San Francisco/WHL for cash, June, 1963
1961-62--1962-63 97 16 42 58 6 - - - - -
PERREAULT, Bob ... Goal ... 5'8" ... 170 ... Jan. 28, 1931 in Trois Rivieres QBC ... (#1) ... Acquired from Detroit for Ed Chadwick and Barry Ashbee, June, 1962 ... Claimed by Toronto in Reverse Draft, June 9, 1965
1962-63 22 - 0 0 0 - - - - -
PETERS, Garry ... Center ... 5'10" ... 170 ... Oct. 9, 1942 in Regina SASK ... (#25) ... Claimed from Philadelphia in Intra-League Draft, June 8, 1971 ... Claimed by NY Islanders in NHL Expansion Draft, June 6, 1972
1971-72 2 0 0 0 2 1 0 0 0 0
PETERS, Jimmy ... Right Wing ... 5'11" ... 165 ... Oct. 2, 1922 in Montreal QBC ... (#9) ... Acquired from Montreal with John Quilty for Joe Carveth, Dec. 17, 1947 ... Traded to Detroit with Pete Babando, Clare Martin and Lloyd Durham for Bill Quackenbush and Pete Horeck, Aug. 16, 1949
1947-48--1948-49 97 28 30 58 46 9 1 3 4 2
PETTIE, Jim ... Goal ... 6'0" ... 195 ... Oct. 24, 1953 in Toronto ONT ... (#29; #31) ... Tenth pick (ninth round), 142nd overall, in the 1973 NHL Amateur Draft
1976-77--1978-79 21 - 0 0 23 - - - - -
PETTINGER, Eric ... Left Wing/Center ... 6'0" ... 175 ... Dec. 14, 1904 in Bierley ENG ... (#4) ... Acquired from Toronto with cash for Jimmy Herberts, Dec. 21, 1927 ... Traded to Toronto with Hugh Plaxton for George Owen, Jan. 10, 1929
1928-29 17 0 0 0 17 - - - - -
PETTINGER, Gordon ... Center ... 6'0" ... 175 ... Nov. 17, 1911 in Harrogate ENG ... (#11) ... Acquired from Detroit for Red Beattie, Dec. 19, 1937
1937-38--1939-40 107 20 30 50 20 15 1 1 2 7
PEVERLEY, Rich ... Center ... 6'0" ... 195 ... July 8, 1982 in Kingston ONT ... (#49) ... Acquired from Atlanta with Boris Valabik for Mark Stuart and Blake Wheeler, Feb. 18, 2011 ... Traded to Dallas with Tyler Seguin and Ryan Button for Loui Eriksson, Matt Fraser, Reilly Smith and Joe Morrow, July 4, 2013
2010-11--2012-13 126 21 46 67 40 46 6 8 14 29
PIDHIRNY, Harry ... Center ... 5'11" ... 155 ... Mar. 5, 1928 in Toronto ONT ... Traded to San Francisco/WHL for cash, Sept., 1961
1957-58 2 0 0 0 0 - - - - -
PLANTE, Jacques ... Goal ... 6'0" ... 175 ... Jan. 17, 1929 in Shawinigan Falls ONT ... (#31) ... Acquired from Toronto with 1973 third round draft pick (Doug Gibson) for 1973 first round draft pick (Ian Turnbull) and future considerations (Ed Johnston, May 22, 1973), Mar. 3, 1973
1972-73 8 - 2 2 2 2 - 0 0 0
PLETT, Willi ... Right Wing ... 6'3" ... 205 ... June 7, 1955 in Paraguay SA ... (#25) ... Claimed from NY Rangers in Waiver Draft, Oct. 5, 1987
1987-88 65 2 3 5 170 17 2 4 6 74
PODLOSKI, Ray ... Center ... 6'2" ... 210 ... Jan. 5, 1966 in Edmonton ALTA ... (#43) ... Second pick, 40th overall, in the 1984 NHL Entry Draft
1988-89 8 0 1 1 17 - - - - -
POILE, Norman "Bud" ... Right Wing ... 6'0" ... 189 ... Feb. 10, 1924 in Fort William ONT ... Acquired from NY Rangers for cash, Dec. 22, 1949
1949-50 39 16 14 30 6 - - - - -
POLIZIANI, Dan ... Right Wing ... 5'11" ... 158 ... Jan. 8, 1935 in Sydney NS ... (#18) ... Claimed from Cleveland/AHL in Inter-League Draft, June 3, 1958 ... Traded to Hershey/AHL for Willie Marshall, June, 1963
1958-59 1 0 0 0 0 3 0 0 0 0
POPIEL, Paul ... Defense ... 5'10" ... 175 ... Feb. 28, 1943 in Sollested DEN ... (#29) ... Claimed from Chicago in Intra-League Draft, June 9, 1965 ... Claimed by Los Angeles in NHL Expansion Draft, June 6, 1967
1965-66 3 0 1 1 2 - - - - -
POPOVIC, Peter ... Defense ... 6'6" ... 235 ... Feb. 10, 1968 in Koping, Sweden ... (#23) ... Signed as a free agent, July 2, 2000
2000-01 60 1 6 7 48 - - - - -
PORTLAND, Jack ... Defense ... 6'2" ... 185 ... July 30, 1912 in Waubaushene ONT ... (#8) ... Acquired from Montreal for Tony Savage and cash, Dec. 3, 1934 ... Traded to Chicago for Des Smith, Jan. 27, 1940
1934-35--1939-40 187 7 20 27 148 18 0 0 0 19
POTTER, Corey ... Defense ... 6'3" ... 206 ... Jan. 5, 1984 in Lansing MI ... (#6) ... Claimed off waivers from Edmonton, Mar. 5, 2014
2013-14 3 0 0 0 0 1 0 0 0 0
POTVIN, Felix ... Goal ... 6'1" ... 190 ... June 23, 1971 in Anjou QBC ... (#29) ... Signed as a free agent, Sept. 3, 2003
2003-04 28 - 0 0 8 - - - - -
POTVIN, Marc ... Right Wing ... 6'1" ... 200 ... Jan. 29, 1967 in Ottawa ONT ... (#29) ... Signed as a free agent, June 28, 1994
1994-95--1995-96 33 0 1 1 16 5 0 1 1 18
POULIN, Dave ... Center ... 5'11" ... 190 ... Dec. 17, 1958 in Timmins ONT ... (#19) ... Acquired from Philadelphia for Ken Linseman, Jan. 16, 1990
1989-90--1992-93 165 34 68 102 117 53 12 18 30 60
POULIOT, Benoit ... Left Wing ... 6'3" ... 199 ... Sept. 29, 1986 in Alfred ONT ... (#67) ... Signed as a free agent, July 1, 2011 ... Traded to Tampa Bay for Michel Ouellet and 2012 fifth round draft pick (Seth Griffith), June 23, 2012
2011-12 74 16 16 32 38 7 1 1 2 4
PRAJSLER, Petr ... Defense ... 6'2" ... 200 ... Sept. 21, 1965 in Hradec Kralov CZE ... (#52) ... Signed as a free agent, Aug. 1, 1991
1991-92 3 0 0 0 2 - - - - -
PRATT, Jack ... Center/Defense ... 6'0" ... 190 ... Apr. 13, 1906 in Edinburgh SCOT ... Signed as a free agent, Nov. 5, 1930
1930-31--1931-32 37 2 0 2 42 - - - - -
PRATT, Walter "Babe" ... Defense ... 6'3" ... 212 ... Jan. 7, 1916 in Stony Mountain MAN ... (#4; #21) ... Acquired from Toronto for Eric Pogue and cash, June 19, 1946 ... Traded to Cleveland/AHL for cash, May 15, 1947
1946-47 31 4 4 8 25 - - - - -

PRENTICE, Dean ... Left Wing ... 5'11" ... 180 ... Oct. 5, 1932 in Shumacher ONT ... (#17) ... Acquired from NY Rangers for Don McKenney and Dick Meissner, Feb. 4, 1963 ... Traded to Detroit with Leo Boivin for Gary Doak, Ron Murphy, Bill Lesuk and future considerations (Steve Atkinson, June 6, 1966), Feb. 16, 1966
1962-63--1965-66 170 50 56 106 63 - - - - -
PRIMEAU, Wayne ... Center ... 6'4" ... 230 ... June 4, 1976 in Scarborough ONT ... (#20) ... Acquired from San Jose with Brad Stuart and Marco Sturm for Joe Thornton, Nov. 30, 2005 ... Traded to Calgary with Brad Stuart and Washington's 2008 fourth round draft pick (T.J. Brodie) for Chuck Kobasew and Andrew Ference, Feb. 10, 2006
2005-06--2006-07 101 13 16 29 115 - - - - -
PRONGER, Sean ... Center ... 6'3" ... 210 ... Nov. 30, 1972 in Dryden ONT ... (#46) ... Signed as a free agent, Aug. 25, 1999 ... Traded to NY Islanders for cash, Dec. 5, 2000
1999-00 11 0 1 1 13 - - - - -
PRONOVOST, Andre ... Left Wing ... 5'10" ... 188 ... July 9, 1936 in Shawinigan Falls QBC ... (#14; #23) ... Acquired from Montreal for Jean-Guy Gendron, Nov. 27, 1960 ... Traded to Detroit for Forbes Kennedy, Dec. 3, 1962
1960-61--1962-63 138 26 21 47 110 - - - - -
PRONOVOST, Claude ... Goal ... 5'9" ... 170 ... July 22, 1935 in Shawinigan Falls QBC ... Loaned from Montreal/QHL to replace injured John Henderson, Jan. 14, 1956
1955-56 1 - 0 0 2 - - - - -
PROPP, Brian ... Left Wing ... 5'10" ... 195 ... Feb. 15, 1959 in Lanigan SASK ... (#36) ... Acquired from Philadelphia for 1990 second round draft pick (Terran Sandwith), Mar. 2, 1990
1989-90 14 3 9 12 10 20 4 9 13 2
PRPIC, Joel ... Center ... 6'7" ... 225 ... Sept. 25, 1974 in Sudbury ONT ... (#39) ... Ninth pick, 233rd overall, in the 1993 NHL Entry Draft
1997-98; 1999-00 15 0 3 3 2 - - - - -
PUSIE, Jean ... Defense ... 6'0" ... 205 ... Oct. 15, 1910 in Montreal QBC ... Acquired from NY Rangers for Percy Jackson, Nov. 1, 1934 ... Traded to Montreal with Walt Buswell and cash for Roger Jenkins, July 13, 1935
1934-35 4 1 0 1 0 - - - - -

- Q -

QUACKENBUSH, Bill ... Defense ... 5'11" ... 190 ... Mar. 2, 1922 in Toronto ONT ... (#11) ... Acquired from Detroit with Pete Horeck for Pete Babando, Lloyd Durham, Clare Martin and Jimmy Peters, Aug. 16, 1949
1949-50--1955-56 461 22 133 155 46 33 0 13 13 4
QUACKENBUSH, Max ... Defense ... 6'2" ... 180 ... Aug. 29, 1928 in Toronto ONT ... (#4) ... Loaned from Detroit for remainder of 1950-51 season for Steve Kraftcheck, Dec. 5, 1950 ... Returned to Detroit at end of season
1950-51 47 4 6 10 26 6 0 0 0 4
QUILTY, John ... Center ... 5'10" ... 175 ... Jan. 21, 1921 in Ottawa ONT ... (#21) ... Acquired from Montreal with Jimmy Peters for Joe Carveth, Dec. 16, 1947
1947-48 6 3 2 5 2 - - - - -
QUINTAL, Stephane ... Defense ... 6'3" ... 225 ... Oct. 22, 1968 in Boucherville QBC ... (#21) ... Second pick (first round), 14th overall, in the 1987 NHL Entry Draft ... Traded to St. Louis with Craig Janney for Adam Oates, Feb. 7, 1992
1988-89--1991-92 158 8 19 27 217 3 0 1 1 7

- R -

RANFORD, Bill ... Goal ... 5'11" ... 185 ... Dec. 14, 1966 in Brandon MAN ... (#30) ... Second pick (third round), 52nd overall, in the 1985 NHL Entry Draft ... Traded to Edmonton with Geoff Courtnall and 1988 second round draft pick (Petro Koivunen) for Andy Moog, Mar. 8, 1988 ... Acquired from Edmonton for Mariusz Czerkawski, Sean Brown and 1996 first round draft pick (Matthieu Descoteaux), Jan. 11, 1996 ... Traded to Washington with Adam Oates and Rick Tocchet for Jim Carey, Anson Carter, Jason Allison and 1997 third round draft pick (Lee Goren), Mar. 1, 1997
1985-86--1986-87;
1995-96--1996-97 122 - 3 3 8 8 - 0 0 0
RANIERI, George ... Left Wing ... 5'8" ... 190 ... Jan. 14, 1936 in Toronto ONT
1956-57 2 0 0 0 0 - - - - -
RASK, Tuukka ... Goal ... 6'2" ... 171 ... Mar. 10, 1987 in Savonlinna FIN ... (#40) ... Acquired from Toronto for Andrew Raycroft, June 24, 2006
2007-08--2013-14 196 - 6 6 8 47 - 2 2 2
RATELLE, Jean ... Center ... 6'1" ... 180 ... Oct. 3, 1940 in Lac Ste. Jean QBC ... (#10) ... Acquired from NY Rangers with Brad Park and Joe Zanussi for Phil Esposito and Carol Vadnais, Nov. 7, 1975
1975-76--1980-81 419 155 295 450 84 58 23 33 56 10
RATHWELL, John "Jake" ... Right Wing ... 6'0".. 190 ... Aug. 12, 1947 in Temiscominque QBC ... (#16) ... Acquired from St. Louis with 1974 second round draft pick (Mark Howe) and cash for Don Awrey, Oct. 5, 1973
1974-75 1 0 0 0 0 - - - - -
RAVLICH, Matt ... Defense ... 5'10" ... 185 ... July 12, 1938 in Sault Ste. Marie ONT ... (#23) ... Claimed from Chicago in Inter-League Draft, June 12, 1961 ... Traded to Chicago with Jerry Toppazzini for Murray Balfour and Mike Draper, June 9, 1964
1962-63;
1971-72--1972-73 32 1 2 3 2 - - - - -
RAYCROFT, Andrew ... Goal ... 6'0" ... 185 ... May 4, 1980 in Belleville ONT ... (#1) ... Fourth pick (fifth round), 135th overall, in the 1998 NHL Entry Draft ... Traded to Toronto for Tuukka Rask, June 24, 2006
2000-01--2005-06 108 - 2 2 0 7 - 0 0 2
REARDON, Terry ... Center/Right Wing ... 5'10" ... 170 ... Apr. 6, 1919 in Winnipeg MAN ... (#7; #19) ... Acquired from NY Americans with Tom Cooper as future considerations portion of Jan. 25, 1937 Joe Jerwa trade, Oct. 17, 1937 ... Loaned to Montreal for loan of Paul Gauthier, Nov. 5, 1941
1938-39--1940-41;
1945-46--1946-47 147 24 30 54 57 27 6 8 14 10
REASONER, Marty ... Center ... 6'1" ... 200 ... Feb. 26, 1977 in Honeoye Falls NY ... (#36) ... Acquired from Edmonton with Yan Stastny and 2006 second round draft pick (Milan Lucic) for Sergei Samsonov, Mar. 9, 2006
2005-06 19 2 6 8 8 - - - - -
RECCHI, Mark ... Right Wing ... 5'10" ... 195 ... Feb. 1, 1968 in Kamloops BC ... (#28) ... Acquired from Tampa Bay with 2010 second round draft pick (Alexander Petrovic) for Martins Karsums and Matt Lashoff, Mar. 4, 2009
2008-09--2010-11 180 42 65 107 71 49 14 16 30 16
REDAHL, Gordon ... Right Wing ... 5'11" ... 170 ... Aug. 28, 1935 in Kinistino SASK ... (#12) ... Claimed from NY Rangers in Intra-League Draft, June 3, 1958 ... Traded to Toronto for Bo Elik, Nov. 21, 1958
1958-59 18 0 1 1 2 - - - - -
REDDEN, Wade ... Defense ... 6'2" ... 205 ... June 12, 1977 in Lloydminster SASK ... (#6) ... Acquired from St. Louis for Boston's 2014 sixth round draft pick, Apr. 3, 2013
2012-13 6 1 1 2 0 5 1 1 2 0
REDDING, George ... Left Wing/Defense ... 5'7" ... 145 ... Mar. 6, 1903 in Peterborough ONT ... (#10; #9) ... Signed as a free agent, Oct. 16, 1924
1924-25--1925-26 55 3 2 5 23 - - - - -
REDMOND, Dick ... Defense ... 5'11" ... 178 ... Aug. 14, 1949 in Kirkland Lake ONT ... (#6) ... Acquired from Atlanta for Gregg Sheppard, Sept. 6, 1978
1978-79--1981-82 235 36 79 115 124 26 1 7 8 13
REECE, Dave ... Goal ... 6'1" ... 190 ... Sept. 13, 1948 in Troy NY ... (#29; #30) ... Signed as a free agent, Nov. 24, 1972
1975-76 14 - 0 0 0 - - - - -
REGAN, Larry ... Right Wing ... 5'9" ... 162 ... Aug. 9, 1930 in North Bay ONT ... (#15; #24) ... Claimed from Quebec/QHL in Inter-League Draft, June 5, 1956 ... Claimed off waivers by Toronto, Jan. 7, 1959
1956-57--1958-59 164 30 53 83 61 20 3 10 13 16
REIBEL, Earl ... Center ... 5'8" ... 160 ... July 21, 1930 in Kitchener ONT ... (#11) ... Claimed from Chicago in Intra-League Draft, June 3, 1958
1958-59 63 6 8 14 16 4 0 0 0 0
REICH, Jeremy ... Left Wing ... 6'1" ... 200 ... Feb. 11, 1979 in Craik SASK ... (#53) ... Signed as a free agent, Aug. 30, 2005 ... Signed as a free agent, July 1, 2010
2006-07--2007-08 90 2 3 5 141 4 0 0 0 8
REID, Dave ... Left Wing ... 6'1" ... 217 ... May 15, 1964 in Toronto ONT ... (#34; #31; #36; #17) ... Fourth pick (third round), 60th overall, in the 1982 NHL Entry Draft ... Signed as a free agent, Dec. 1, 1991
1983-84--1987-88;
1991-92--1995-96 387 89 92 181 115 45 5 8 13 8
REIGLE, Ed ... Defense ... 5'9" ... 180 ... June 19, 1924 in Winnipeg MAN ... Acquired from Cleveland/AHL for cash, Apr. 17, 1950 ... Traded to Detroit for cash, May, 1951
1950-51 17 0 2 2 25 - - - - -
RICHER, Stephane ... Defense ... 5'11" ... 190 ... Apr. 28, 1966 in Hull QBC ... (#25) ... Acquired from Tampa Bay for Bob Beers, Oct. 28, 1992 ... Claimed by Florida in NHL Expansion Draft, June 24, 1993
1992-93 21 1 4 5 18 3 0 0 0 0
RICHTER, Barry ... Defense ... 6'2" ... 200 ... Sept. 11, 1970 in Madison WI ... (#46) ... Signed as a free agent, July 17, 1996
1996-97 50 5 13 18 32 - - - - -
RIENDEAU, Vincent ... Goal ... 5'10" ... 185 ... Apr. 20, 1966 in St. Hyacinthe QBC ... (#37) ... Acquired from Detroit for 1995 fifth round draft pick (Chad Wilchynski), Jan. 17, 1994 ... Contract terminated, Apr. 25, 1995
1993-94--1994-95 29 - 1 1 2 2 - 0 0 0
RIGGIN, Pat ... Goal ... 5'9" ... 170 ... May 26, 1959 in Kincardine ONT ... (#1; #30) ... Acquired from Washington for Pete Peeters, Nov. 14, 1985 ... Traded to Pittsburgh for Roberto Romano, Feb. 6, 1987
1985-86--1986-87 49 - 0 0 4 1 - 0 0 2
RILEY, Jack ... Center ... 5'11" ... 160 ... Dec. 29, 1910 in Berckenla IRE ... (#9) ... Acquired from Montreal for Paul Haynes, Sept. 30, 1935
1935-36 8 0 0 0 0 - - - - -
RING, Bobby ... Goal ... 5'10" ... 170 ... Oct. 6, 1946 in Winchester MA ... Spare goaltender replaced injured Ed Johnston in Oct. 30, 1965 game
1965-66 1 - 0 0 0 - - - - -
RIPLEY, Vic ... Left Wing ... 5'8" ... 170 ... May 30, 1906 in Elgin ONT ... (#12) ... Acquired from Chicago for Billy Burch, Jan. 17, 1933 ... Traded to NY Rangers with Roy Burmeister for Babe Siebert, Dec. 18, 1933
1932-33--1933-34 37 4 6 10 27 5 1 0 1 0
RITTINGER, Alan ... Right/Left Wing ... 5'9" ... 155 ... Jan. 28, 1925 in Regina SASK ... #17)
1943-44 19 3 7 10 0 - - - - -
RIVERS, Jamie ... Defense/Left Wing ... 6'1" ... 208 ... Mar. 16, 1975 in Ottawa ONT ... (#31) ... Claimed off waivers from Ottawa, Oct. 13, 2001
2001-02 64 4 2 6 45 3 0 0 0 0
RIVERS, Wayne ... Right Wing ... 5'9" ... 177 ... Feb. 1, 1942 in Hamilton ONT ... (#25) ... Claimed from Detroit in Inter-League Draft, June 4, 1963 ... Claimed by St. Louis in NHL Expansion Draft, June 6, 1967
1963-64--1966-67 80 11 26 37 86 - - - - -

ROBERTS, Doug ... Right Wing ... 6'2" ... 212 ... Oct. 28, 1942 in Detroit MI ... (#28) ... Acquired from California for cash, Sept. 4, 1971 ... Traded to Detroit for cash, Nov. 23, 1973
1971-72--1973-74 55 5 8 13 9 5 2 0 2 6
ROBERTS, Gord ... Defense ... 6'1" ... 195 ... Oct. 2, 1957 in Detroit MI ... (#14) ... Signed as a free agent, June 19, 1992
1992-93--1993-94 124 6 18 24 145 16 0 1 1 14
ROBERTS, Maurice ... Goal ... 5'9" ... 165 ... Dec. 13, 1905 in Waterbury CT ... (#1) ... Signed as a free agent, Dec. 8, 1925
1925-26 2 - 0 0 0 - - - - -
ROBINSON, Nathan ... Center ... 5'9" ... 181 ... Dec. 31, 1981 in Scarborough ONT ... (#51) ... Signed as a free agent, Aug. 15, 2005
2005-06 2 0 0 0 0 - - - - -
ROBITAILLE, Randy ... Center ... 5'11" ... 195 ... Oct. 12, 1975 in Ottawa ONT ... (#43; #48; #16) ... Signed as a free agent, Mar. 27, 1997 ... Traded to Atlanta for Peter Ferraro, June 25, 1999
1996-97--1998-99 9 0 2 2 0 1 0 0 0 0
ROCHE, Earl ... Left Wing ... 5'11" ... 175 ... Feb. 22, 1910 in Prescott ONT ... Signed as a free agent, Jan. 14, 1933 ... Traded to Ottawa as future considerations portion of Jan. 25, 1933 Alex Smith trade, Jan. 25, 1933
1932-33 3 0 0 0 0 - - - - -
RODDEN, Eddie ... Center ... 5'7" ... 150 ... Mar. 22, 1901 in Mattawa ONT ... (#10) ... Acquired from Toronto for cash, June 20, 1928 ... Traded to London/IHL for cash, Oct. 16, 1929
1928-29 20 0 0 0 10 - - - - -
ROHLOFF, Jon ... Defense ... 6'0" ... 221 ... Oct. 3, 1969 in Mankato MN ... (#38) ... Seventh pick (ninth round), 186th overall, in the 1988 NHL Entry Draft
1994-95--1996-97 150 7 25 32 129 10 1 2 3 8
ROLFE, Dale ... Defense ... 6'4" ... 210 ... Apr. 30, 1940 in Timmins ONT ... Traded to Springfield/AHL with Bruce Gamble, Terry Gray and Randy Miller for Bob McCord, June, 1963
1959-60 3 0 0 0 0 - - - - -
ROLSTON, Brian ... Center/Left Wing ... 6'2" ... 200 ... Feb. 21, 1973 in Flint MI ... (#12) ... Acquired from Colorado with Samuel Pahlsson, Martin Grenier and 2000 first round draft pick (Martin Samuelsson) for Ray Bourque and Dave Andreychuk, Mar. 6, 2000 ... Acquired from NY Islanders with Mike Mottau for Yannick Riendeau and Marc Cantin, Feb. 27, 2012
1999-00--2003-04;
2011-12 359 104 147 251 144 25 6 5 11 8
ROMANO, Roberto ... Goal ... 5'6" ... 170 ... Oct. 10, 1962 in Montreal QBC ... (#1) ... Acquired from Pittsburgh for Pat Riggin, Feb. 6, 1987
1986-87 1 - 0 0 0 - - - - -
RONTY, Paul ... Center ... 6'0" ... 160 ... June 12, 1928 in Toronto ONT ... (#20) ... Traded to NY Rangers for Gus Kyle, Pentti Lund and cash, Sept. 20, 1951
1947-48--1950-51 224 56 98 154 39 16 1 7 8 4
ROWE, Bobby ... Right Wing/Defense ... 5'6" ... 160 ... Date unknown in Heathcote ONT ... (#3) ... Acquired from Seattle/WCHL for cash, Nov. 2, 1924
1924-25 4 1 0 1 0 - - - - -
ROY, Andre ... Left Wing ... 6'3" ... 202 ... Feb. 8, 1975 in Port Chester NY ... (#49) ... Fifth pick (sixth round), 151st overall, in the 1994 NHL Entry Draft
1995-96--1996-97 13 0 2 2 12 - - - - -
ROY, Jean-Yves ... Right Wing ... 5'10" ... 180 ... Feb. 17, 1969 in Rosemere QBC ... (#43) ... Signed as a free agent, July 9, 1996
1996-97--1997-98 54 10 15 25 22 - - - - -
ROZZINI, Gino ... Center ... 5'8" ... 150 ... Oct. 24, 1918 in Shawinigan Falls QBC ... (#9; #12) ... Signed as a free agent, Nov. 2, 1944
1944-45 31 5 10 15 20 6 1 2 3 6
RUHNKE, Kent ... Right Wing ... 6'1" ... 190 ... Sept. 18, 1952 in Toronto ONT ... (#16; #23) ... Signed to five-game try-out agreement, Mar. 30, 1976
1975-76 2 0 1 1 0 - - - - -
RUNGE, Paul ... Center/Left Wing ... 5'11" ... 167 ... Sept. 10, 1908 in Edmonton ALTA ... (#9) ... Signed as a free agent, Nov. 5, 1930 ... Traded to Philadelphia/Can-Am for cash, Sept., 1932 ... Acquired from Montreal for cash, Dec. 24, 1935 ... Traded to Montreal for cash, Apr., 1936
1930-31--1931-32;
1935-36 48 8 3 11 22 2 0 0 0 2
RUZICKA, Vladimir ... Center ... 6'3" ... 215 ... June 6, 1963 in Most CZE ... (#38) ... Acquired from Edmonton for Greg Hawgood, Oct. 22, 1990
1990-91--1992-93 166 66 66 132 105 30 4 14 18 2
RYDER, Michael ... Right Wing ... 6'0" ... 192 ... Mar. 31, 1980 in St. John's NFLD ... (#73) ... Signed as a free agent, July 1, 2008
2008-09--2010-11 235 63 64 127 87 49 17 18 35 18

- S -

ST. PIERRE, Martin ... Center ... 5'9" ... 185 ... Aug. 11, 1983 in Ottawa ONT ... (#47) ... Acquired from Chicago for Pascal Pelletier, July 24, 2008
2008-09 14 2 2 4 4 - - - - -
SAMSONOV, Sergei ... Left Wing ... 5'8" ... 184 ... Oct. 27, 1978 in Moscow RUS ... (#14) ... Second pick (first round), eighth overall, in the 1997 NHL Entry Draft ... Traded to Edmonton for Marty Reasoner, Yan Stastny and 2006 second round draft pick (Milan Lucic), Mar. 9, 2006
1997-98--2005-06 514 164 212 376 103 35 9 15 24 0
SAMUELSSON, Martin ... Right Wing ... 6'2" ... 190 ... Jan. 25, 1982 in Upplands-Vasby SWE ... (#43) ... Second pick (first round), 27th overall, in the 2000 NHL Entry Draft
2002-03--2003-04 14 0 1 1 2 - - - - -

SANDERSON, Derek ... Center ... 6'0" ... 185 ... June 16, 1946 in Niagara Falls ONT ... (#23; #27; #17; #16) ... Signed with the WHA in the 1972 off-season ... Signed as a free agent, Feb., 1973 ... Traded to NY Rangers for Walt McKechnie, June 12, 1974
1965-66--1973-74 389 135 159 294 686 50 17 12 29 187
SANDFORD, Ed ... Left Wing ... 6'1" ... 180 ... Aug. 20, 1928 in New Toronto ONT ... (#7) ... Traded to Detroit with Gilles Boisvert, Real Chevrefils, Warren Godfrey and Norm Corcoran for Marcel Bonin, Vic Stasiuk, Terry Sawchuk and Lorne Davis, June 3, 1955
1947-48--1954-55 441 94 136 230 299 42 13 11 24 27
SANDS, Charlie ... Center/Right Wing ... 5'9" ... 160 ... May 23, 1911 in Fort William ONT ... (#4; #6) ... Acquired from Toronto for cash, May 12, 1934 ... Traded to Montreal with Ray Getliffe for Herb Cain, Oct. 10, 1939
1934-35--1938-39 211 63 38 101 36 13 2 3 5 0
SARNER, Craig ... Right Wing ... 5'11" ... 185 ... June 20, 1949 in St. Paul MN ... (#26, #29) ... Signed as a free agent, Mar., 1972
1974-75 7 0 0 0 0 - - - - -
SATAN, Miroslav ... Right Wing ... 6'3" ... 191 ... Oct. 22, 1974 in Topolcany SVK ... (#81) ... Signed as a free agent, Jan. 3, 2010
2009-10 38 9 5 14 12 13 5 5 10 16
SATHER, Glen ... Left Wing ... 5'11" ... 180 ... Sept. 2, 1943 in High River ALTA ... (#14) ... Claimed from Memphis/CHL in Inter-League Draft, June 8, 1965 ... Claimed by Pittsburgh in Intra-League Draft, June 11, 1969
1966-67--1968-69 146 12 23 35 101 13 0 0 0 18
SAUVE, Max ... Center ... 6'0" ... 185 ... Jan. 30, 1990 in Tours, FRA ... (#74) ... Second pick, 47th overall, in the 2008 NHL Entry Draft
2011-12 1 0 0 0 0 - - - - -
SAUVE, Philippe ... Goal ... 6'0" ... 190 ... Feb. 27, 1980 in Buffalo NY ... (#35) ... Acquired from Phoenix for Tyler Redenbach, Nov. 4, 2006
2006-07 2 - 0 0 0 - - - - -
SAVAGE, Andre ... Center ... 6'0" ... 195 ... May 27, 1975 in Ottawa ONT ... (#54; #28) ... Signed as a free agent, June 18, 1998
1998-99--2000-01 50 8 13 21 10 - - - - -
SAVAGE, Gordon ... Defense ... 6'0" ... 175 ... July 18, 1906 in Calgary ALTA ... Acquired from Montreal for Tommy Filmore and cash, Nov. 5, 1934 ... Traded to Montreal with cash for Jack Portland, Dec. 3, 1934
1934-35 8 0 0 0 2 - - - - -
SAVARD, Andre ... Center ... 6'1" ... 185 ... Feb. 9, 1953 in Temiscamingue QBC ... (#11) ... First pick, sixth overall, in the 1973 NHL Amateur Draft
1973-74--1975-76 228 52 62 114 144 31 5 7 12 35
SAVARD, Marc ... Center ... 5'10" ... 196 ... July 17, 1977 in Ottawa ONT ... (#71, #91) ... Signed as a free agent, July 1, 2006
2006-07--2010-11 304 74 231 305 275 25 8 14 22 20
SAWCHUK, Terry ... Goal ... 5'11" ... 195 ... Dec. 28, 1929 in Winnipeg MAN ... (#1) ... Acquired from Detroit with Marcel Bonin, Lorne Davis and Vic Stasiuk for Gilles Boisvert, Real Chevrefils, Norm Corcoran, Warren Godfrey and Ed Sandford, June 3, 1955 ... Traded to Detroit for John Bucyk, June 10, 1957
1955-56--1956-57 102 - 0 0 34 - - - - -
SAWYER, Kevin ... Left Wing ... 6'2" ... 205 ... Feb. 21, 1974 in Christina Lake BC ... (#14; #19) ... Acquired from St. Louis with Steve Staios for Steve Leach, Mar. 8, 1996
1995-96--1996-97 4 0 0 0 5 - - - - -
SCATCHARD, Dave ... Center ... 6'3" ... 220 ... Feb. 20, 1976 in Hinton ALTA ... (#38) ... Signed as a free agent, Aug. 2, 2005 ... Traded to Phoenix for David Tanabe, Nov. 18, 2005
2005-06 16 4 6 10 28 - - - - -
SCHAEFER, Peter ... Left Wing ... 6'1" ... 200 ... July 12, 1977 in Regina SASK ... (#72) ... Acquired from Ottawa for Shean Donovan, July 17, 2007 ... Bought out of contract, June 30, 2009
2007-08 63 9 17 26 18 7 1 3 4 0
SCHAFER, Paxton ... Goal ... 5'9" ... 164 ... Feb. 26, 1976 in Medicine Hat ALTA ... (#1) ... Third pick (second round), 47th overall, in the 1995 NHL Entry Draft
1996-97 3 - 0 0 0 - - - - -
SCHERZA, Charlie ... Left Wing/Center ... 5'10" ... 190 ... Feb. 15, 1923 in Brandon MAN ... (#9) ... Traded to NY Rangers for cash, Nov., 1943
1943-44 9 1 1 2 6 - - - - -
SCHMAUTZ, Bob ... Right Wing ... 5'9" ... 172 ... Mar. 28, 1945 in Saskatoon SASK ... (#11; #17) ... Acquired from Vancouver for Fred O'Donnell and Chris Oddleifson, Feb. 7, 1974 ... Traded to Edmonton for Dan Newman, Dec. 10, 1979
1973-74--1979-80 354 134 161 295 444 70 26 30 56 90
SCHMIDT, Clarence ... Right Wing ... 5'11" ... 165 ... Sept. 17, 1925 in Williams MN
1943-44 7 1 0 1 2 - - - - -
SCHMIDT, John "Jackie" ... Left Wing ... 5'10" ... 155 ... Nov. 11, 1924 in Odessa SASK ... (#7)
1942-43 45 6 7 13 6 5 0 0 0 0
SCHMIDT, Joseph ... Defense ... 5'10" ... 157 ... Nov. 5, 1926 in Odessa SASK ... Signed as a free agent, Dec. 7, 1943
1943-44 2 0 0 0 0 - - - - -
SCHMIDT, Milt ... Center ... 6'0" ... 185 ... Mar. 5, 1918 in Kitchener ONT ... (#15) ... Signed as a free agent, Oct. 9, 1935
1936-37--1941-42;
1945-46--1954-55 776 229 346 575 466 86 24 25 49 60
SCHNARR, Werner ... Center ... 5'7" ... 145 ... Mar. 23, 1903 in Kitchener ONT ... (#9; #10) ... Signed as a free agent, Oct. 29, 1924
1924-25--1925-26 26 0 0 0 0 - - - - -
SCHOCK, Danny ... Left Wing ... 5'11" ... 180 ... Dec. 30, 1948 in Terrace Bay ONT ... (#23) ... Traded to Philadelphia with Rick MacLeish for Mike Walton, Feb. 1, 1971
1969-70--1970-71 6 0 0 0 0 1 0 0 0 0
SCHOCK, Ron ... Center ... 5'11" ... 180 ... Dec. 19, 1943 in Chapleau ONT ... (#23) ... Claimed by St. Louis in NHL Expansion Draft, June 6, 1967
1963-64--1966-67 128 17 31 48 28 - - - - -
SCHOENFELD, Jim ... Defense ... 6'2" ... 200 ... Sept. 4, 1952 in Galt ONT ... (#13) ... Signed as a free agent, Aug. 19, 1983
1983-84 39 0 2 2 20 - - - - -

SECORD, Al ... Left Wing ... 6'1" ... 205 ... Mar. 3, 1958 in Sudbury ONT ... (#20) ... First pick, 16th overall, in the 1978 NHL Amateur Draft ... Traded to Chicago for Mike O'Connell, Dec. 18, 1980
1978-79--1980-81 166 39 26 65 337 14 0 3 3 69
SEGUIN, Tyler ... Center ... 6'1" ... 182 ... Jan. 31, 1992 in Brampton ONT ... (#19) ... First pick, second overall, in the 2010 NHL Entry Draft ... Traded to Dallas with Rich Peverley and Ryan Button for Loui Eriksson, Matt Fraser, Reilly Smith and Joe Morrow, July 4, 2013
2010-11--2012-13 203 56 65 121 64 42 6 12 18 6
SEIDENBERG, Dennis ... Defense ... 6'1" ... 210 ... July 18, 1981 in Schwenningen, GER ... (#44) ... Acquired from Florida with Matt Bartkowski for Byron Bitz, Craig Weller and 2010 second round draft pick (Alexander Petrovic), Mar. 3, 2010
2009-10--2013-14 258 19 72 91 106 50 2 13 15 37
SEROWIK, Jeff ... Defense ... 6'1" ... 210 ... Jan. 10, 1967 in Manchester NH ... (#49) ... Signed as a free agent, June 29, 1994
1994-95 1 0 0 0 0 - - - - -
SHACK, Ed ... Left Wing ... 6'1" ... 200 ... Feb. 11, 1937 in Sudbury ONT ... (#23) ... Acquired from Toronto for Murray Oliver and cash, May 15, 1967 ... Traded to Los Angeles with Ross Lonsberry for Ken Turlik and 1971 (Ron Jones) and 1973 (Andre Savard) first round draft picks, May 14, 1969
1967-68--1968-69 120 34 30 64 181 13 0 3 3 29
SHALDYBIN, Yevgeny ... Defense ... 6'2" ... 198 ... July 29, 1975 in Novosibirsk USSR ... (#62) ... Sixth pick, 151st overall, in the 1995 NHL Entry Draft
1996-97 3 1 0 1 0 - - - - -
SHANAHAN, Sean ... Center/Right Wing ... 6'3" ... 205 ... Feb. 8, 1951 in Toronto ONT ... (#7) ... Signed as a free agent, Oct. 13, 1977
1977-78 6 0 0 0 7 - - - - -
SHANNON, Gerry ... Left Wing ... 5'11" ... 170 ... Oct. 25, 1910 in Campbellford ONT ... (#15; #16) ... Acquired from St. Louis for Frank Jerwa, Jan. 10, 1935 ... Traded to Montreal Maroons as future considerations portion of Oct. 26, 1936 Hooley Smith trade, Dec. 4, 1936
1934-35--1935-36 40 1 2 3 10 4 0 0 0 2
SHAW, David ... Defense ... 6'2" ... 205 ... May 25, 1964 in St. Thomas ONT ... (#34) ... Acquired from Minnesota for future considerations, Sept. 2, 1992 ... Traded to Tampa Bay for 1996 third round draft pick (Jason Doyle), Aug. 17, 1995
1992-93--1994-95 176 14 27 41 229 22 1 4 5 26
SHAY, Norman ... Defense/Right Wing ... 5'9" ... 158 ... Feb. 3, 1899 in Huntsville ONT ... (#7, #5) ... Signed as a free agent, Jan. 9, 1925 ... Traded to Toronto for cash, Jan. 14, 1926
1924-25--1925-26 31 2 2 4 16 - - - - -
SHEPPARD, Gregg ... Center ... 5'8" ... 170 ... Apr. 23, 1949 in North Battleford SASK ... (#19) ... Traded to Atlanta for Dick Redmond, Sept. 6, 1978
1972-73--1977-78 416 155 220 375 130 65 28 33 61 29
SHEPPARD, John ... Left Wing ... 5'7" ... 165 ... July 23, 1903 in Montreal QBC ... (#15) ... Acquired from NY Americans with Lloyd Gross and George Patterson for Bob Gracie and Art Chapman, Sept. 8, 1933 ... Released from contract, Nov. 24, 1933
1933-34 4 0 0 0 0 - - - - -
SHEWCHUK, Jack ... Defense ... 6'1" ... 190 ... June 19, 1917 in Brantford ONT ... (#8; #19; #21) ... Signed as a free agent, Oct. 26, 1937
1938-39--1942-43;
1944-45 187 9 19 28 160 20 0 1 1 19
SHIELDS, Allen ... Defense ... 6'0" ... 188 ... May 10, 1907 in Ottawa ONT ... (#4) ... Loaned from NY Americans with future considerations (Terry Reardon and Tom Cooper, Oct. 17, 1937) for Joe Jerwa, Jan. 25, 1937 ... Returned to NY Americans following 1936-37 season
1936-37 18 0 4 4 15 3 0 0 0 2
SHIELDS, Steve ... Goal ... 6'3" ... 215 ... July 19, 1972 in Toronto ONT ... (#31) ... Acquired from Anaheim for 2003 third round draft pick (Shane Hynes), June 25, 2002 ... Traded to Florida for future considerations, Oct. 5, 2003
2002-03 36 - 0 0 8 2 - 0 0 0
SHILL, Bill ... Right Wing ... 6'1" ... 175 ... Mar. 6, 1923 in Toronto ONT ... (#9; #16) ... Traded to Montreal for cash, Feb. 15, 1947
1942-43;
1945-46--1946-47 79 21 13 34 18 7 1 2 3 2
SHILL, Jack ... Center ... 5'9" ... 175 ... Jan. 12, 1913 in Toronto ONT ... (#18) ... Loaned from Toronto for cash, May 12, 1934 ... Returned to Toronto following 1934-35 season
1934-35 45 4 4 8 22 2 0 0 0 0
SHOEBOTTOM, Bruce ... Defense ... 6'2" ... 200 ... Aug. 20, 1965 in Windsor ONT ... (#40; #45) ... Signed as a free agent, July 20, 1987
1987-88--1990-91 35 1 4 5 53 14 1 2 3 77
SHORE, Eddie ... Defense ... 5'11" ... 190 ... Nov. 25, 1902 in Fort Qu'Appelle SASK ... (#2) ... Acquired from Edmonton/WHL for cash, Aug. 20, 1926 ... Traded to NY Americans for Ed Wiseman and cash, Jan. 25, 1940
1926-27--1939-40 540 103 176 279 1038 52 6 11 17 179
SIEBERT, Albert "Babe" ... Left Wing/Defense ... 5'10" ... 182 ... Jan. 14, 1904 in Plattsville ONT ... (#12) ... Acquired from NY Rangers for Vic Ripley and Roy Burmeister, Dec. 18, 1933 ... Traded to Montreal with Roger Jenkins for Roy Goldsworthy, Sammy McManus and cash, Sept. 10, 1936
1933-34--1935-36 125 23 33 56 177 6 0 1 1 6
SIGALET, Jonathan ... Defense ... 6'1" ... 185 ... Feb. 12, 1986 in Vancouver BC ... (#50) ... Fourth pick, 100th overall, in the 2005 NHL Entry Draft ... Traded to Columbus for Matt Marquardt, May 27, 2008
2006-07 1 0 0 0 4 - - - - -
SIGALET, Jordan ... Goal ... 6'1" ... 180 ... Feb. 19, 1981 in New Westminster BC ... (#57) ... Sixth pick (seventh round), 209th overall, in the 2001 NHL Entry Draft
2005-06 1 - 0 0 0 - - - - -
SILK, Dave ... Right Wing ... 5'11" ... 190 ... Jan. 1, 1958 in Scituate MA ... (#21) ... Acquired from NY Rangers for Dave Barr, Oct. 5, 1983 ... Claimed off waivers by Detroit, Dec. 21, 1984
1983-84--1984-85 64 20 22 42 86 3 0 0 0 7
SIMMER, Charlie ... Left Wing ... 6'3" ... 210 ... Mar. 20, 1954 in Terrace Bay ONT ... (#23) ... Acquired from Los Angeles for 1985 first round draft pick (Dan Gratton), Oct. 24, 1984 ... Claimed by Pittsburgh in Waiver Draft, Oct. 5, 1987
1984-85--1986-87 198 98 94 192 136 9 2 2 4 8
SIMMONS, Al ... Defense ... 6'0" ... 170 ... Sept. 25, 1951 in Winnipeg MAN ... (#26, #29) ... Acquired from San Diego/WHL for cash, Feb. 7, 1974 ... Traded to NY Rangers for cash, Nov. 14, 1975
1973-74; 1975-76 10 0 1 1 21 1 0 0 0 0
SIMMONS, Don ... Goal ... 5'10" ... 150 ... Sept. 13, 1931 in Port Colborne ONT ... (#1) ... Acquired from Springfield/AHL for Norm Defelice, future considerations (Floyd Smith, June, 1957) and Jack Bionda, Jan. 22, 1957 ... Traded to Toronto for Ed Chadwick, Jan. 31, 1961
1956-57--1960-61 168 - 0 0 14 21 - 0 0 0
SIMONETTI, Frank ... Defense ... 6'1" ... 190 ... Sept. 11, 1962 in Melrose MA ... (#21) ... Signed as a free agent, Oct. 4, 1984
1984-85--1987-88 115 5 8 13 76 12 0 1 1 8
SIMS, Al ... Defense ... 6'0" ... 182 ... Apr. 18, 1953 in Toronto ONT ... (#20; #23; #29) ... Fourth pick (third round), 47th overall, in the 1973 NHL Amateur Draft ... Claimed by Hartford in Expansion Draft, June 13, 1979
1973-74--1978-79 310 22 48 70 172 38 0 2 2 12
SKINNER, Alfie ... Right Wing ... 5'10" ... 180 ... Jan. 26, 1896 in Toronto ONT ... (#5) ... Acquired from Vancouver/PCHA for cash, Nov. 2, 1924 ... Traded to Montreal Maroons for Bernie Morris and Bobby Benson, Jan. 3, 1925
1924-25 10 0 0 0 15 - - - - -
SKRIKO, Petri ... Left Wing ... 5'10" ... 175 ... Mar. 12, 1962 in Lappeenranta FIN ... (#18; #29) ... Acquired from Vancouver for 1992 second round draft pick (Michael Peca), Jan. 16, 1991 ... Traded to Winnipeg for Brent Ashton, Oct. 29, 1991
1990-91--1991-92 37 6 14 20 15 18 4 4 8 4
SKUDRA, Peter ... Goal ... 6'0" ... 185 ... Apr. 24, 1973 in Riga LAT ... (#35) ... Signed as a free agent, Oct. 3, 2000 ... Claimed off waivers by Buffalo, Oct. 6, 2000 ... Claimed off waivers from Buffalo, Nov. 14, 2000
2000-01 25 - 0 0 0 - - - - -
SLEGR, Jiri ... Defense ... 6'1" ... 210 ... May 30, 1971 in Jihlava CZE REP ... (#71) ... Acquired from Vancouver for future considerations, Jan. 17, 2004
2003-04--2005-06 68 9 26 35 83 7 1 1 2 0
SLEIGHER, Louis ... Right Wing ... 5'11" ... 200 ... Oct. 23, 1958 in Nouvelle QBC ... (#25) ... Acquired from Quebec for Luc Dufour and 1985 fourth round draft pick (Peter Massey), Oct. 25, 1984 ... Retired due to injury, Sept. 1, 1987
1984-85--1985-86 83 16 21 37 65 6 0 0 0 18
SMILLIE, Don ... Left Wing ... 6'0" ... 185 ... Sept. 13, 1910 in Toronto ONT ... Loaned to Syracuse/IHL with Walter Harnott for cash, Nov. 27, 1934 ... Traded to Windsor/IHL for cash, Dec. 27, 1934
1933-34 12 2 2 4 4 - - - - -
SMITH, Alex ... Defense ... 5'11" ... 176 ... Apr. 2, 1902 in Liverpool ENG ... (#4) ... Acquired from Ottawa for future considerations (Earl Roche, Jan. 25, 1933), Jan. 25, 1933 ... Traded to NY Americans for cash, Oct. 18, 1934
1932-33--1933-34 60 9 10 19 62 5 0 2 2 6
SMITH, Barry ... Center ... 5'11" ... 178 ... Apr. 25, 1955 in Surrey BC ... (#28) ... Second pick, 32nd overall, in the 1975 NHL Amateur Draft
1975-76 19 1 0 1 2 - - - - -
SMITH, Brandon ... Defense ... 6'1" ... 196 ... Feb. 25, 1973 in Hazelton BC ... (#53) ... Signed as a free agent, July 22, 1998
1998-99--2000-01 30 3 4 7 10 - - - - -
SMITH, Dallas ... Defense ... 5'11" ... 180 ... Oct. 10, 1941 in Hamiota MAN ... (#8; #20) ... Loaned to Montreal with Bob Armstrong and cash for Wayne Connelly, Oct. 26, 1961 ... Loaned to San Francisco/WHL as future considerations portion of Dec. 17, 1963 Cliff Pennington trade, July 8, 1964
1959-60--1961-62;
1965-66--1976-77 861 54 248 302 936 85 3 28 31 128
SMITH, Des ... Defense ... 6'0" ... 185 ... Feb. 22, 1914 in Ottawa ONT ... (#8) ... Acquired from Chicago for Jack Portland, Jan. 27, 1940
1939-40--1941-42 116 15 17 32 154 22 1 4 5 14
SMITH, Floyd ... Right Wing ... 5'10" ... 180 ... May 16, 1935 in Perth ONT ... (#22) ... Signed as a free agent, Aug. 23, 1955 ... Traded to Springfield/AHL as future considerations portion of Jan. 22, 1957 Don Simmons trade, June, 1957
1954-55; 1956-57 26 0 1 1 6 - - - - -
SMITH, Ken ... Left Wing ... 5'7" ... 150 ... May 8, 1924 in Moose Jaw SASK ... (#15; #18; #20) ... Traded to Toronto with Ferny Flaman, Phil Maloney and Leo Boivin for Bill Ezinicki and Vic Lynn, Nov. 16, 1950
1944-45--1950-51 331 78 93 171 49 30 8 13 21 6
SMITH, Reginald "Hooley" ... Center/Right Wing ... 5'10" ... 155 ... Jan. 7, 1903 in Toronto ONT ... Acquired from Montreal Maroons for cash and future considerations (Gerry Shannon, Dec. 4, 1936), Oct. 26, 1936 ... Traded to NY Americans for cash, Nov. 5, 1937
1936-37 44 8 10 18 36 3 0 0 0 0
SMITH, Reilly ... Right Wing ... 6'0" ... 185 ... Apr. 1, 1991 in Toronto ONT ... (#18) ... Acquired from Dallas with Loui Eriksson, Matt Fraser and Joe Morrow for Tyler Seguin, Rich Peverley and Ryan Button, July 4, 2013
2013-14 82 20 31 51 14 12 4 1 5 0
SMITH, Rick ... Defense ... 5'11" ... 190 ... June 29, 1948 in Hamilton ONT ... (#10; #23) ... Second pick, seventh overall, in the 1966 NHL Amateur Draft ... Traded to California with Reggie Leach and Bob Stewart for Carol Vadnais and Don O'Donoghue, Feb. 23, 1972 ... Acquired from St. Louis for Joe Zanussi, Dec. 20, 1976 ... Claimed by Detroit in Waiver Draft, Oct. 10, 1980
1968-69--1971-72;
1976-77--1979-80 513 36 125 161 391 75 3 22 25 69
SMOLINSKI, Bryan ... Center ... 6'1" ... 200 ... Dec. 27, 1971 in Toledo OH ... (#20) ... First pick, 21st overall, in the 1990 NHL Entry Draft ... Traded to Pittsburgh with Glen Murray and 1996 third round draft pick (Boyd Kane) for Kevin Stevens and Shawn McEachern, Aug. 2, 1995
1992-93--1994-95 136 50 36 86 113 22 6 5 11 10
SOBOTKA, Vladimir ... Center ... 5'11" ... 189 ... July 2, 1987 in Trebic CZE REP ... (#60) ... Fifth pick, 106th overall, in the 2005 NHL Entry Draft ... Traded to St. Louis for David Warsofsky, June 26, 2010
2007-08--2009-10 134 6 16 22 64 19 2 2 4 15
SODERBERG, Carl ... Center ... 6'3" ... 198 ... Oct. 12, 1985 in Malmo SWE ... (#34) ... Aquired from St. Louis for Hannu Toivonen, July 23, 2007
2012-13--2013-14 79 16 34 50 42 14 1 5 6 2

SONGIN, Tom ... Right Wing ... 6'3" ... 195 ... Dec. 20, 1953 in Norwood MA ... (#19; #28) ... Signed as a free agent, Oct. 10, 1978

1978-79--1980-81	43	5	5	10	22	-	-	-	-	-

SPARROW, Emory "Spunk" ... Wing/Center ... 5'11" ... 180 ... Sept. 15, 1898 in Hartney MAN ... (#12) ... Loaned from Calgary/WCHL for cash, Dec. 8, 1924 ... Returned to Calgary, Jan. 5, 1925

1924-25	8	0	0	0	4	-	-	-	-	-

SPEER, Bill ... Defense ... 5'11" ... 205 ... Mar. 20, 1942 in Lindsay ONT ... (#24) ... Claimed from Pittsburgh in Intra-League Draft, June 11, 1969 ... Traded to Providence/AHL for cash, Feb., 1971

1969-70--1970-71	28	1	3	4	8	8	1	0	1	4

SPOONER, Ryan ... Center ... 5'10" ... 180 ... Jan. 30, 1992 in Ottawa ONT ... (#51) ... Third pick (second round), 45th overall, in the 2010 NHL Entry Draft

2012-13--2013-14	27	0	11	11	6	-	-	-	-	-

SPENCER, Irvin ... Defense ... 5'10" ... 180 ... Dec. 4, 1937 in Sudbury ONT ... (#22) ... Claimed from NY Rangers in Intra-League Draft, June 4, 1962 ... Claimed by Detroit in Intra-League Draft, June 4, 1963

1962-63	69	5	17	22	34	-	-	-	-	-

SPRING, Frank ... Right Wing ... 6'3" ... 216 ... Oct. 19, 1949 in Cranbrook BC ... (#28) ... Second pick (first round), fourth overall, in the 1969 NHL Amateur Draft ... Claimed by Philadelphia in Intra-League Draft, June 8, 1971

1969-70	1	0	0	0	0	-	-	-	-	-

STAIOS, Steve ... Defense ... 6'0" ... 185 ... July 28, 1973 in Hamilton ONT ... (#48) ... Acquired from St. Louis with Kevin Sawyer for Steve Leach, Mar. 8, 1996 ... Claimed off waivers by Vancouver, Mar. 18, 1997

1995-96--1996-97	66	3	8	11	75	3	0	0	0	0

STANFIELD, Fred ... Center ... 5'10" ... 185 ... May 4, 1944 in Toronto ONT ... (#17) ... Acquired from Chicago with Phil Esposito and Ken R. Hodge for Gilles Marotte, Pit Martin and Jack Norris, May 16, 1967 ... Traded to Minnesota for Gilles Gilbert, May 22, 1973

1967-68--1972-73	448	135	274	409	80	55	17	29	46	6

STANLEY, Allan ... Defense ... 6'1" ... 170 ... Mar. 1, 1926 in Timmins ONT ... (#10) ... Acquired from Chicago for cash, Oct. 8, 1956 ... Traded to Toronto for Jim Morrison, Oct. 8, 1958

1956-57--1957-58	129	12	50	62	82	12	1	3	4	6

STANTON, Paul ... Defense ... 6'1" ... 195 ... June 22, 1967 in Boston MA ... (#25) ... Acquired from Pittsburgh for 1994 third round draft pick (Greg Crozier), Oct. 8, 1993 ... Traded to NY Islanders for 1995 eighth round draft pick (Ray Schultz), Feb. 10, 1995

1993-94	71	3	7	10	54	-	-	-	-	-

STAPLETON, Pat ... Defense ... 5'8" ... 180 ... July 4, 1940 in Sarnia ONT ... (#4; #11) ... Claimed from Chicago in Intra-League Draft, June 13, 1961 ... Traded to Toronto with Orland Kurtenbach and Andy Hebenton for Ron Stewart, June 8, 1965

1961-62--1962-63	90	2	8	10	50	-	-	-	-	-

STASIUK, Vic ... Left Wing ... 6'0" ... 185 ... May 23, 1929 in Lethbridge ALTA ... (#7) ... Acquired from Detroit with Marcel Bonin, Lorne Davis and Terry Sawchuk for Gilles Boisvert, Real Chevrefils, Norm Corcoran, Warren Godfrey and Ed Sandford, June 3, 1955

1955-56--1960-61	378	125	166	291	461	29	6	8	14	26

STASTNY, Yan ... Center ... 5'11" ... 175 ... Sept. 30, 1982 in Quebec City QBC ... (#43) ... Sixth pick (eighth round), 259th overall, in the 2002 NHL Entry Draft ... Traded to Edmonton for 2006 fourth round draft pick (James Delory), Aug. 30, 2005 ... Acquired from Edmonton with Marty Reasoner and 2006 second round draft pick (Milan Lucic) for Sergei Samsonov, Mar. 9, 2006 ... Traded to St. Louis for 2007 fifth round draft pick (Denis Reul), Jan. 16, 2007

2005-06--2006-07	38	1	5	6	29	-	-	-	-	-

STEVENS, Kevin ... Left Wing ... 6'3" ... 217 ... Apr. 15, 1965 in Brockton MA ... (#25) ... Acquired from Pittsburgh with Shawn McEachern for Bryan Smolinski, Glen Murray and 1996 third round draft pick (Boyd Kane), Aug. 2, 1995 ... Traded to Los Angeles for Rick Tocchet, Jan. 25, 1996

1995-96	41	10	13	23	49	-	-	-	-	-

STEVENS, Mike ... Left Wing ... 6'0" ... 202 ... Dec. 30, 1965 in Kitchener ONT ... (#36) ... Acquired from Vancouver for cash, Oct. 6, 1987

1987-88	7	0	1	1	9	-	-	-	-	-

STEVENS, Phil ... Center/Defense ... 5'11" ... 165 ... Feb. 15, 1893 in St. Lambert QBC ... (#5) ... Signed as a free agent, Nov. 14, 1925

1925-26	17	0	0	0	0	-	-	-	-	-

STEVENSON, Shayne ... Right Wing ... 6'1" ... 190 ... Oct. 26, 1970 in Newmarket ONT ... (#49) ... First pick, 17th overall, in the 1989 NHL Entry Draft ... Claimed by Tampa Bay in NHL Expansion Draft, June 18, 1992

1990-91--1991-92	19	0	1	1	28	-	-	-	-	-

STEWART, Al ... Left Wing ... 6'0" ... 195 ... Jan. 31, 1964 in Fort St. John BC ... (#31) ... Acquired from New Jersey for future considerations, Oct. 16, 1991 ... Retired due to personal reasons, Oct. 29, 1991

1991-92	4	0	0	0	17	-	-	-	-	-

STEWART, Bob ... Defense ... 6'1" ... 206 ... Nov. 10, 1950 in Charlottetown PEI ... Fourth pick (first round), 13th overall, in the 1970 NHL Amateur Draft ... Traded to California with Reggie Leach and Rick Smith for Carol Vadnais and Don O'Donoghue, Feb. 23, 1972

1971-72	8	0	0	0	15	-	-	-	-	-

STEWART, Cam ... Left Wing ... 5'11" ... 196 ... Sept. 18, 1971 in Kitchener ONT ... (#26; #16) ... Second pick (third round), 63rd overall, in the 1990 NHL Entry Draft

1993-94--1996-97	83	3	7	10	72	13	1	3	4	9

STEWART, Charles ... Goal ... 5'7" ... 140 ... Nov. 13, 1895 in Carleton Place ONT ... (#1) ... Signed as a free agent, Dec. 25, 1924 ... Loaned to Hamilton/Can-Pro, Jan. 28, 1927

1924-25--1926-27	77	-	0	0	0	-	-	-	-	-

STEWART, Jim ... Goal ... 5'11" ... 170 ... Apr. 23, 1957 in Cambridge MA ... (#31) ... Signed as a free agent, Sept., 1979

1979-80	1	-	0	0	0	-	-	-	-	-

STEWART, Nels ... Center ... 6'1" ... 195 ... Dec. 29, 1902 in Montreal QBC ... (#7) ... Acquired from Montreal Maroons for cash, Oct. 17, 1932 ... Traded to NY Americans with Joe Jerwa for cash, Sept. 28, 1935 ... Rights returned to Boston from NY Americans, May 27, 1936 ... Traded to NY Americans for cash, Dec. 19, 1936

1932-33--1934-35;										
1936-37	153	64	55	119	181	9	2	1	3	4

STEWART, Ron ... Center ... 5'11" ... 171 ... July 11, 1932 in Calgary ALTA ... (#7; #12) ... Acquired from Toronto for Orland Kurtenbach, Andy Hebenton and Pat Stapleton, June 8, 1965 ... Claimed by St. Louis in NHL Expansion Draft, June 6, 1967

1965-66--1966-67	126	34	26	60	48	-	-	-	-	-

STOCK, P. J. ... Center ... 5'10" ... 190 ... May 26, 1975 in Montreal QBC ... (#42) ... Claimed from NY Rangers in Waiver Draft, Sept. 29, 2001

2001-02--2003-04	130	1	12	13	282	6	1	0	1	19

STUART, Billy ... Defense ... 5'11" ... 190 ... Feb. 1, 1900 in Sackville NB ... (#12; #14; #8) ... Acquired from Toronto for cash, Dec. 14, 1924 ... Traded to Minneapolis/AHA with cash and future considerations for Nobby Clark and Norman Gainor, Oct. 24, 1927

1924-25--1926-27	101	14	5	19	91	8	0	0	0	6

STUART, Brad ... Defense ... 6'2" ... 220 ... Nov. 6, 1979 in Rocky Mountain House ALTA ... (#6) ... Acquired from San Jose with Wayne Primeau and Marco Sturm for Joe Thornton, Nov. 30, 2005 ... Traded to Calgary with Wayne Primeau and Washington's 2008 fourth round draft pick (T.J. Brodie) for Andrew Ference and Chuck Kobasew, Feb. 10, 2007

2005-06--2006-07	103	17	31	48	62	-	-	-	-	-

STUART, Mark ... Defense ... 6'2" ... 216 ... Apr. 27, 1984 in Rochester MN ... (#45) ... First pick, 21st overall, in the 2003 NHL Entry Draft ... Traded to Atlanta with Blake Wheeler for Rich Peverley and Boris Valabik, Feb. 18, 2011

2005-06--2010-11	283	13	27	40	284	22	0	2	2	21

STUMPEL, Jozef ... Center ... 6'3" ... 210 ... July 20, 1972 in Nitra SVK ... (#48; #16; #22) ... Second pick, 40th overall, in the 1991 NHL Entry Draft ... Traded to Los Angeles with Sandy Moger and 1998 fourth round draft pick (Pierre Dagenais) for Dmitri Khristich and Byron Dafoe, Aug. 29, 1997 ... Acquired from Los Angeles with Glen Murray for Jason Allison and Mikko Eloranta, Oct. 24, 2001 ... Traded to Los Angeles with 2003 seventh round draft pick (Miroslav Hanuljak) for 2003 fourth (Patrik Valcak) and 2004 second (Martins Karsums) draft picks, June 20, 2003

1991-92--1996-97;										
2001-02--2002-03	424	75	206	281	80	34	2	13	15	4

STURM, Marco ... Left Wing ... 6'0" ... 195 ... Sept. 8, 1978 in Dingolfing GER ... (#16) ... Acquired from San Jose with Brad Stuart and Wayne Primeau for Joe Thornton, Nov. 30, 2005 ... Traded to Los Angeles for future considerations, Dec. 11, 2010

2005-06--2009-10	302	106	87	193	156	14	2	2	4	10

SULLIVAN, George "Red" ... Center ... 5'11" ... 155 ... Dec. 24, 1929 in Peterborough ONT ... (#12) ... Traded to Chicago for cash, Sept. 10, 1954

1949-50--1952-53	102	15	21	36	32	12	0	0	0	2

SULLIVAN, Mike ... Center ... 6'2" ... 190 ... Feb. 27, 1968 in Marshfield MA ... (#42) ... Acquired from Calgary for 1998 seventh round draft pick (Radek Duda), June 21, 1997 ... Claimed by Nashville in NHL Expansion Draft, June 26, 1998

1997-98	77	5	13	18	34	6	0	1	1	2

SUTHERLAND, Max ... Left Wing ... 5'10" ... 165 ... Feb. 8, 1907 in Grenfell SASK ... Acquired from Seattle/PCHL for cash, Oct. 21, 1931

1931-32	2	0	0	0	0	-	-	-	-	-

SUTTER, Ron ... Center ... 6'0" ... 180 ... Dec. 2, 1963 in Viking ALTA ... (#10) ... Signed as a free agent, Mar. 9, 1996

1995-96	18	5	7	12	24	5	0	0	0	8

SVEDBERG, Niklas ... Goal ... 6'0" ... 176 ... Sept. 4, 1989 in Sollentuna SWE ... (#72) ... Signed as a free agent, May 29, 2012

2013-14	1	-	0	0	0	-	-	-	-	-

SWEENEY, Bob ... Center/Right Wing ... 6'3" ... 200 ... Jan. 25, 1964 in Concord MA ... (#42; #20) ... Sixth pick, 123rd overall, in the 1982 NHL Entry Draft ... Claimed off waivers by Buffalo, Oct. 9, 1992

1986-87--1991-92	382	81	112	193	504	87	13	16	29	185

SWEENEY, Don ... Defense ... 5'10" ... 184 ... Aug. 17, 1966 in St. Stephen NB ... (#32) ... Eighth pick, 166th overall, in the 1984 NHL Entry Draft

1988-89--2002-03	1052	52	210	262	663	103	9	10	19	78

SWEENEY, Tim ... Left Wing ... 5'11" ... 185 ... Apr. 12, 1967 in Boston MA ... (#51; #41; #42; #16) ... Signed as a free agent, Sept. 16, 1992 ... Claimed by Anaheim in NHL Expansion Draft, June 24, 1993 ... Signed as a free agent, Aug. 9, 1995

1992-93;										
1995-96--1996-97	91	19	26	45	34	4	0	0	0	2

SYLVESTRI, Don ... Goal ... 6'0" ... 180 ... June 2, 1961 in Sudbury ONT ... (#30) ... Eighth pick (ninth round), 182nd overall, in the 1981 NHL Entry Draft

1984-85	3	-	0	0	2	-	-	-	-	-

- T -

TALLAS, Robbie ... Goal ... 6'0" ... 170 ... Mar. 20, 1973 in Edmonton ALTA ... (#35) ... Signed as a free agent, Sept. 13, 1995

1995-96--1999-00	87	-	0	0	6	-	-	-	-	-

TANABE, Dave ... Defense ... 6'1" ... 212 ... July 19, 1980 in White Bear Lake MN ... (#55) ... Acquired from Phoenix for Dave Scatchard, Nov. 18, 2005 ... Team exercised 'walk-away' option on arbitration award, Aug. 5, 2006

2005-06	54	4	12	16	48	-	-	-	-	-

TARDIF, Jamie ... Right Wing ... 6'0" ... 205 ... Jan. 23, 1985 in Welland ONT ... (#68) ... Signed as a free agent, July 5, 2011

2012-13	2	0	0	0	0	-	-	-	-	-

TATARINOV, Mikhail ... Defense ... 5'10" ... 195 ... July 16, 1966 in Angarsk USSR ... (#28) ... Signed as a free agent, July 30, 1993

1993-94	2	0	0	0	2	-	-	-	-	-

TAYLOR, Billy ... Center ... 5'9" ... 150 ... May 3, 1919 in Winnipeg MAN ... (#12) ... Acquired from Detroit for Bep Guidolin, Oct. 15, 1947 ... Traded to NY Rangers with future considerations (Pentti Lund and Ray Manson, June, 1948) for Grant Warwick, Feb. 6, 1948
1947-48 39 4 16 20 25 - - - - -
TAYLOR, Bobby ... Right Wing ... 6'1" ... 190 ... Aug. 12, 1904 in Newton MA ... Claimed from Boston/Can-Am in Inter-League Draft, May 13, 1929
1929-30 8 0 0 0 6 - - - - -
TAYLOR, Chris ... Center ... 6'0" ... 189 ... Mar. 6, 1972 in Stratford ONT ... (#50; #38) ... Signed as a free agent, July 22, 1998
1998-99 37 3 5 8 12 - - - - -
TAYLOR, Tim ... Center ... 6'1" ... 185 ... Feb. 6, 1969 in Stratford ONT ... (#26) ... Claimed from Detroit in Waiver Draft, Sept. 28, 1997
1997-98--1998-99 128 24 18 42 112 18 0 3 3 18
TEAL, Allan "Skip" ... Center ... 5'8" ... 155 ... July 17, 1933 in Ridgeway ONT
1954-55 1 0 0 0 0 - - - - -
TENKRAT, Petr ... Right Wing ... 5'11" ... 187 ... May 31, 1977 in Kladno CZE REP ... (#17) ... Signed as a free agent, June 15, 2006
2006-07 64 9 5 14 34 - - - - -
TESSIER, Orval ... Center ... 5'8" ... 160 ... June 30, 1933 in Cornwall ONT ... (#18) ... Claimed from Montreal in Intra-League Draft, June 1, 1955 ... Traded to Montreal for cash, Aug., 1964
1955-56; 1960-61 55 5 7 12 6 - - - - -
THELIN, Mats ... Defense ... 5'10" ... 185 ... Mar. 30, 1961 in Stockholm SWE ... (#27) ... Sixth pick (seventh round), 140th overall, in the 1981 NHL Entry Draft
1984-85--1986-87 163 8 19 27 107 5 0 0 0 6
THELVEN, Michael ... Defense ... 5'11" ... 185 ... Jan. 7, 1961 in Stockholm SWE ... (#14; #22) ... Eighth pick (ninth round), 186th overall, in the 1980 NHL Entry Draft ... Retired due to injury, Feb. 26, 1991
1985-86--1989-90 207 20 80 100 217 34 4 10 14 34
THOMAS, Tim ... Goal ... 5'11" ... 181 ... Apr. 15, 1974 in Flint MI ... (#70; #30) ... Signed as a free agent, Sept. 4, 2001
2002-03--2011-12 378 - 6 6 39 50 - 1 1 4
THOMLINSON, Dave ... Left Wing ... 6'1" ... 215 ... Oct. 22, 1966 in Edmonton ALTA ... (#41) ... Signed as a free agent, July 30, 1991
1991-92 12 0 1 1 17 - - - - -
THOMPSON, Cecil "Tiny" ... Goal ... 5'10" ... 160 ... May 31, 1905 in Sandon ALTA ... (#1) ... Acquired from Minneapolis/AHA for cash, May 12, 1928 ... Traded to Detroit for Normie Smith and cash, Nov. 28, 1938
1928-29--1938-39 468 - 0 0 0 33 - 0 0 0
THOMPSON, Cliff ... Defense ... 5'11" ... 185 ... Dec. 9, 1918 in Winchester MA ... (#18) ... Signed as a free agent, Oct. 22, 1941
1941-42; 1948-49 13 0 1 1 2 - - - - -
THOMPSON, Nate ... Center ... 6'0" ... 207 ... Oct. 5, 1984 in Anchorage AK ... (#51) ... Eighth pick (sixth round), 183rd overall, in the 2003 NHL Entry Draft
2006-07 4 0 0 0 0 - - - - -
THOMS, Bill ... Center ... 5'9" ... 170 ... Mar. 5, 1910 in Newmarket ONT ... (#18) ... Acquired from Chicago for cash, Jan. 14, 1945
1944-45 17 4 2 6 0 1 0 0 0 2
THORNTON, Joe ... Center ... 6'4" ... 223 ... July 2, 1979 in London ONT ... (#6; #19) ... First pick, first overall, in the 1997 NHL Entry Draft ... Traded to San Jose for Marco Sturm, Brad Stuart and Wayne Primeau, Nov. 30, 2005
1997-98--2005-06 532 169 285 454 617 35 6 12 18 41
THORNTON, Shawn ... Right Wing ... 6'2" ... 217 ... July 23, 1977 in Oshawa ONT ... (#22) ... Signed as a free agent, July 1, 2007
2007-08--2013-14 480 34 42 76 748 84 1 6 7 62
TIMANDER, Mattias ... Defense ... 6'3" ... 215 ... Apr. 16, 1974 in Solleftea SWE ... (#47; #37) ... Seventh pick, 208th overall, in the 1992 NHL Entry Draft ... Claimed by Columbus in NHL Expansion Draft, June 23, 2000
1996-97--1999-00 146 2 23 25 52 4 1 1 2 2
TOCCHET, Rick ... Right Wing ... 6'0" ... 205 ... Apr. 9, 1964 in Scarborough ONT ... (#22) ... Acquired from Los Angeles for Kevin Stevens, Jan. 25, 1996 ... Traded to Washington with Adam Oates and Bill Ranford for Jim Carey, Anson Carter, Jason Allison and 1997 third round draft pick (Lee Goren), Mar. 1, 1997
1995-96--1996-97 67 32 22 54 131 5 4 0 4 21
TOIVONEN, Hannu ... Goal ... 6'2" ... 200 ... May 18, 1984 in Kalvola FIN ... (#33; #54) ... First pick, 29th overall, in the 2002 NHL Entry Draft ... Traded to St. Louis for Carl Soderberg, July 23, 2007
2005-06--2006-07 38 - 0 0 8 - - - - -
TOPPAZZINI, Jerry ... Right Wing ... 6'0" ... 180 ... July 29, 1931 in Copper Cliff ONT ... (#21) ... Traded to Chicago for Gus Bodnar, Feb. 16, 1954 ... Acquired from Detroit with Real Chevrefils for Murray Costello and Lorne Ferguson, Jan. 17, 1956 ... Traded to Chicago with Matt Ravlich for Murray Balfour and Mike Draper, June 9, 1964
1952-53--1953-54;
1955-56--1963-64 659 148 216 364 328 40 13 9 22 13
TOPPAZZINI, Zellio ... Right Wing ... 5'11" ... 180 ... Jan. 5, 1930 in Copper Cliff ONT ... (#19) ... Traded to NY Rangers with Ed Harrison for Duncan Fisher and future considerations (Nov. 20, 1950 loan of Alex Kaleta to Hershey/AHL), Nov. 16, 1950
1948-49--1950-51 45 6 7 13 18 2 0 0 0 0
TOUHEY, Bill ... Left Wing ... 5'9" ... 155 ... Mar. 23, 1906 in Ottawa ONT ... Claimed from Ottawa in Dispersal Draft, Sept. 26, 1931
1931-32 26 5 4 9 12 - - - - -
TOWNSHEND, Graeme ... Right Wing ... 6'2" ... 225 ... Oct. 2, 1965 in Kingston JAM ... (#48) ... Signed as a free agent, May 12, 1989
1989-90--1990-91 22 2 5 7 19 - - - - -
TRAVERSE, Patrick ... Defense ... 6'4" ... 205 ... Mar. 14, 1974 in Montreal QBC ... (#63) ... Acquired from Anaheim with Andrei Nazarov for Samuel Pahlsson, Nov. 18, 2000 ... Traded to Montreal for Eric Weinrich, Feb. 21, 2001
2000-01 37 2 6 8 14 - - - - -
TROTMAN, Zach ... Defense ... 6'3" ... 216 ... Aug. 26, 1990 in Carmel IN ... (#42, #62) ... Eighth pick, 210th overall, in the 2010 NHL Entry Draft
2013-14 2 0 0 0 0 - - - - -
TURCO, Marty ... Goal ... 5'11" ... 184 ... Aug. 13, 1975 in Sault Ste. Marie ONT ... (#1) ... Signed as a free agent, Mar. 5, 2012
2011-12 5 - 0 0 0 - - - - -
TURLICK, Gordon ... Left Wing/Center ... 6'1" ... 170 ... Sept. 17, 1939 in Miskel BC
1959-60 2 0 0 0 2 - - - - -
TUZZOLINO, Tony ... Center ... 6'2" ... 208 ... Oct. 9, 1975 in Buffalo NY ... (#46) ... Signed as a free agent, July 23, 2001
2001-02 2 0 0 0 0 - - - - -

- V -

VACHON, Rogie ... Goal ... 5'7" ... 170 ... Sept. 8, 1945 in Palmarolle QBC ... (#1) ... Acquired from Detroit for Gilles Gilbert, July 15, 1980
1980-81--1981-82 91 - 2 2 6 4 - 0 0 0
VADNAIS, Carol ... Defense ... 6'1" ... 185 ... Sept. 25, 1945 in Montreal QBC ... (#10) ... Acquired from California with Don O'Donoghue for Reggie Leach, Rick Smith and Bob Stewart, Feb. 23, 1972 ... Traded to NY Rangers with Phil Esposito for Brad Park, Jean Ratelle and Joe Zanussi, Nov. 7, 1975
1971-72--1975-76 263 47 134 181 433 39 2 19 21 93
VAN IMPE, Darren ... Defense ... 6'1" ... 205 ... May 18, 1973 in Saskatoon SASK ... (#45; #20) ... Claimed off waivers from Anaheim, Nov. 26, 1997
1997-98--2000-01 220 15 56 71 216 17 3 3 6 4
VASKE, Dennis ... Defense ... 6'2" ... 210 ... Oct. 11, 1967 in Rockford IL ... (#29) ... Signed as a free agent, Sept. 10, 1998
1998-99 3 0 0 0 6 - - - - -
VERNARSKY, Kris ... Center ... 6'3" ... 200 ... Apr. 5, 1982 in Detroit MI ... (#76) ... Acquired from Toronto for Ric Jackman, May 13, 2002
2002-03--2003-04 17 1 0 1 2 - - - - -
VESEY, Jim ... Center/Right Wing ... 6'1" ... 202 ... Oct. 29, 1965 in Boston MA ... (#54) ... Acquired from Winnipeg for future considerations, June 20, 1991
1991-92 4 0 0 0 0 - - - - -
VIRTUE, Terry ... Defense ... 6'0" ... 200 ... Aug. 12, 1970 in Scarborough ONT ... (#71) ... Signed as a free agent, Aug. 28, 1998
1998-99 4 0 0 0 0 - - - - -
VON STEFENELLI, Philip ... Defense ... 6'1" ... 200 ... Apr. 10, 1969 in Vancouver BC ... (#41) ... Signed as a free agent, July 6, 1994
1995-96 27 0 4 4 16 - - - - -

- W -

WALTER, Ben ... Center ... 6'1" ... 195 ... May 11, 1984 in Beaconsfield QBC ... (#72; #56) ... Fifth pick, 160th overall, in the 2004 NHL Entry Draft ... Traded to NY Islanders with 2009 second round draft pick (Kevin Lynch) for Petteri Nokelainen, Sept. 11, 2007
2005-06--2006-07 10 0 0 0 4 - - - - -
WALTON, Mike ... Center ... 5'10" ... 175 ... Jan. 3, 1945 in Kirkland Lake ONT ... (#11; #27) ... Acquired from Philadelphia for Dan Schock and Rick MacLeish, Feb. 1, 1971 ... Traded to Vancouver with Chris Oddleifson and Fred O'Donnell for Bobby Schmautz, Feb. 7, 1974 ... Signed as a free agent, Dec. 5, 1978
1970-71--1972-73;
1978-79 168 60 57 117 92 25 9 7 16 34
WALZ, Wes ... Center ... 5'10" ... 185 ... May 15, 1970 in Calgary ALTA ... (#37; #13) ... Third pick, 57th overall, in the 1989 NHL Entry Draft ... Traded to Philadelphia with Garry Galley and 1993 third round draft pick (Milos Holan) for Gord Murphy, Brian Dobbin and 1992 third (Sergei Zholtok) and 1993 fourth (Charles Paquette) round draft picks, Jan. 2, 1992
1989-90--1990-91 73 9 12 21 44 2 0 0 0 0
WARD, Aaron ... Defense ... 6'2" ... 215 ... Jan. 17, 1973 in Windsor ONT ... (#44) ... Acquired from NY Rangers for Paul Mara, Feb. 27, 2007 ... Traded to Carolina for Patrick Eaves and 2010 fourth round draft pick (Justin Shugg), July 24, 2009.
2006-07--2008-09 150 9 17 26 116 17 1 1 2 8
WARD, Dixon ... Right Wing ... 6'0" ... 200 ... Sept. 23, 1968 in Leduc ALTA ... (#29) ... Signed as a free agent, Nov. 3, 2000
2000-01 63 5 13 18 65 - - - - -
WARD, Don ... Defense ... 6'2" ... 200 ... Oct. 19, 1935 in Sarnia ONT ... (#18) ... Claimed from Calgary/WHL in Inter-League Draft, June 9, 1959 ... Traded to Portland/WHL with Gene Achtymichuk as future considerations portion of May, 1961 Don Head trade, Aug., 1961
1959-60 31 0 1 1 16 - - - - -
WARSOFSKY, David ... Defense ... 5'9" ... 170 ... May 30, 1990 in Marshfield MA ... (#79) ... Acquired from St. Louis for Vladimir Sobotka, June 26, 2010
2013-14 6 1 1 2 0 - - - - -
WARWICK, Grant ... Right Wing ... 5'6" ... 155 ... Oct. 11, 1921 in Regina SASK ... (#12) ... Acquired from NY Rangers for Billy Taylor and future considerations (Pentti Lund and Ray Manson, June, 1948), Feb. 6, 1948 ... Traded to Montreal for cash, Oct. 10, 1949
1947-48--1948-49 76 28 20 48 22 10 2 3 5 4

WATSON, Joe ... Defense ... 5'10" ... 185 ... July 6, 1943 in Smithers BC ... (#14) ... Claimed by Philadelphia in NHL Expansion Draft, June 6, 1967
1964-65; 1966-67 73 2 14 16 38 - - - - -
WEBSTER, Tom ... Right Wing ... 5'10" ... 170 ... Oct. 4, 1948 in Kirkland Lake ONT ... (#11; #21; #22) ... Claimed by Buffalo in NHL Expansion Draft, June 10, 1970
1968-69--1969-70 11 0 3 3 11 1 0 0 0 0
WEILAND, Ralph "Cooney" ... Center ... 5'7" ... 150 ... Nov. 5, 1904 in Seaforth ONT ... (#7; #14) ... Acquired from Minneapolis/AHA for cash, Dec. 23, 1927 ... Traded to Ottawa for Joe Lamb and cash, July 25, 1932 ... Acquired from Detroit with Walt Buswell for Marty Barry and Art Giroux, June 30, 1935
1928-29--1931-32;
1935-36--1938-39 365 131 105 236 123 36 10 8 18 8
WEINRICH, Eric ... Defense ... 6'1" ... 215 ... Dec. 19, 1966 in Roanoke VA ... (#27) ... Acquired from Montreal for Patrick Traverse, Feb. 21, 2001
2000-01 22 1 5 6 10 - - - - -
WENSINK, John ... Left Wing ... 6'0" ... 200 ... Apr. 1, 1953 in Cornwall ONT ... (#18) ... Signed as a free agent, Oct. 12, 1976 ... Claimed by Quebec in Waiver Draft, Oct. 10, 1980
1976-77--1979-80 248 57 55 112 429 40 2 6 8 86
WESLEY, Glen ... Defense ... 6'1" ... 197 ... Oct. 2, 1968 in Red Deer ALTA ... (#26) ... First pick, third overall, in the 1987 NHL Entry Draft ... Traded to Hartford for 1995 (Kyle McLaren), 1996 (Johnathan Aitken) and 1997 (Sergei Samsonov) first round draft picks, Aug. 26, 1994
1987-88--1993-94 537 77 230 307 421 105 15 32 47 109
WESTFALL, Ed ... Right Wing ... 6'1" ... 197 ... Sept. 19, 1940 in Belleville ONT ... (#18) ... Claimed by NY Islanders in NHL Expansion Draft, June 6, 1972
1961-62--1971-72 727 126 213 339 410 50 13 17 30 29
WHEELER, Blake ... Right Wing ... 6'5" ... 208 ... Aug. 31, 1986 in Robbinsdale MN ... (#42; #26) ... Signed as a free agent, July 1, 2008 ... Traded to Atlanta with Mark Stuart for Rich Peverley and Boris Valabik, Feb. 18, 2011
2008-09--2010-11 221 50 60 110 131 21 1 5 6 6
WHITFIELD, Trent ... Center ... 5'11" ... 209 ... June 17, 1977 in Estevan SASK ... (#42) ... Signed as a free agent, July 13, 2009
2009-10; 2011-12 17 0 1 1 7 4 0 0 0 0
WHITMORE, Kay ... Goal ... 5'11" ... 175 ... Apr. 10, 1967 in Sudbury ONT ... (#31) ... Acquired from Edmonton for cash, July 20, 2000
2000-01 5 - 0 0 0 - - - - -
WIDEMAN, Dennis ... Defense ... 6'0" ... 208 ... Mar. 20, 1983 in Kitchener ONT ... (#6) ... Acquired from St. Louis for Brad Boyes, Feb. 27, 2007 ... Traded to Florida with 2010 first (Derek Forbort) and 2011 third (Kyle Rau) round draft picks for Nathan Horton and Gregory Campbell, June 22, 2010
2006-07--2009-10 256 33 86 119 165 30 1 20 21 6
WIEMER, Jim ... Defense ... 6'4" ... 216 ... Jan. 9, 1961 in Sudbury ONT ... (#30; #36) ... Signed as a free agent, July 6, 1989
1989-90--1993-94 201 11 47 58 259 40 2 7 9 36
WILCOX, Archie ... Right Wing/Defense ... 5'11" ... 195 ... May 9, 1904 in Montreal QBC ... (#15) ... Claimed off waivers from Montreal Maroons, Jan. 29, 1934 ... Traded to St. Louis for Burr Williams, Dec. 2, 1934
1933-34 14 0 1 1 2 - - - - -
WILKINS, Barry ... Defense ... 6'0" ... 190 ... Feb. 28, 1947 in Toronto ONT ... (#27) ... Claimed by Vancouver in NHL Expansion Draft, June 10, 1970
1966-67;
1968-69--1969-70 8 1 0 1 2 - - - - -
WILKINSON, John "Jack" ... Defense ... 5'11" ... 195 ... July 9, 1911 in Ottawa ONT
1943-44 9 0 0 0 6 - - - - -
WILLIAMS, Burton "Burr" ... Defense ... 5'10" ... 183 ... Aug. 30, 1909 in Okemah OK ... Acquired from St. Louis for Archie Wilcox, Dec. 2, 1934 ... Traded to Detroit for cash, Dec. 31, 1934
1934-35 7 0 0 0 6 - - - - -
WILLIAMS, Tom ... Right Wing ... 5'11" ... 180 ... Apr. 17, 1940 in Duluth MN ... (#11) ... Traded to Minnesota with Barry Gibbs for 1969 first round draft pick (Don Tannahill) and future considerations (Fred O'Donnell, May 7, 1971), May 7, 1969 ... Acquired from California for cash, Mar. 5, 1972 ... Traded to Washington for cash, July 22, 1974
1961-62--1968-69 390 96 136 232 115 4 1 0 1 2
WILSON, Gordie ... Left Wing ... 6'0" ... 175 ... Aug. 13, 1932 in Port Arthur ONT ... (#25)
1954-55 - - - - - 2 0 0 0 0
WILSON, Landon ... Right Wing ... 6'2" ... 216 ... Mar. 13, 1975 in St. Louis MO ... (#27) ... Acquired from Colorado with Anders Myrvold for 1998 first round draft pick (Robyn Regehr), Nov. 22, 1996
1996-97--1999-00 130 12 21 33 91 9 1 1 2 8
WILSON, Ross "Lefty" ... Goal ... 5'11" ... 178 ... Oct. 15, 1919 in Toronto ONT ... Loaned from Detroit to replace injured Don Simmons, Dec. 29, 1957
1957-58 1 - 0 0 0 - - - - -
WILSON, Wally ... Center ... 5'11" ... 165 ... May 25, 1921 in Berwick NS ... (#22) ... Acquired from Toronto for cash, Aug. 17, 1947
1947-48 53 11 8 19 18 1 0 0 0 0
WINKLER, Hal ... Goal ... 5'8" ... 150 ... Mar. 20, 1892 in Gretna MAN ... (#11) ... Acquired from NY Rangers for cash, Jan. 17, 1927
1926-27--1927-28 67 - 0 0 0 10 - 0 0 0
WINNES, Chris ... Right Wing ... 6'0" ... 201 ... Feb. 12, 1968 in Ridgefield CT ... (#40) ... Ninth pick (eighth round), 161st overall, in the 1987 NHL Entry Draft
1990-91--1992-93 29 1 4 5 6 1 0 0 0 0
WISEMAN, Ed ... Right Wing ... 5'7" ... 160 ... Dec. 28, 1912 in Newcastle NB ... (#7) ... Acquired from NY Americans with cash for Eddie Shore, Jan. 25, 1940
1939-40--1941-42 111 30 52 82 18 22 8 4 12 2
WOYTOWICH, Bob ... Defense ... 6'0" ... 185 ... Aug. 18, 1941 in Winnipeg MAN ... (#8) ... Claimed from NY Rangers in Intra-League Draft, June 10, 1964 ... Claimed by Minnesota in NHL Expansion Draft, June 6, 1967
1964-65--1966-67 153 6 34 40 134 - - - - -
WOZNIEWSKI, Andy ... Defense ... 6'5" ... 225 ... May 25, 1980 in Chicago IL ... (#44) ... Signed as a free agent, Sept. 9, 2009
2009-10 2 0 0 0 0 - - - - -

- Y -

YACKEL, Ken ... Right Wing ... 5'11" ... 195 ... Mar. 5, 1932 in St. Paul MN ... (#12) ... Acquired from NY Rangers for cash, Sept. 30, 1958
1958-59 6 0 0 0 2 2 0 0 0 2
YELLE, Stephane ... Center ... 6'2" ... 183 ... May 9, 1974 in Ottawa ONT ... (#18) ... Signed as a free agent, Sept. 3, 2008
2008-09 77 7 11 18 32 11 0 1 1 2
YORK, Jason ... Defense ... 6'1" ... 200 ... May 20, 1970 in Nepean ONT ... (#25) ... Signed as a free agent, July 21, 2006
2006-07 49 1 7 8 32 - - - - -
YOUNG, Carl "C. J." ... Right Wing ... 5'10" ... 180 ... Jan. 1, 1968 in Waban MA ... (#18) ... Acquired from Calgary for Brent Ashton, Feb. 1, 1993
1992-93 15 4 5 9 12 - - - - -

- Z -

ZAMUNER, Rob ... Left Wing ... 6'3" ... 203 ... Sept. 17, 1969 in Oakville ONT ... (#17) ... Signed as a free agent, July 6, 2001
2001-02--2003-04 178 26 24 50 58 18 0 2 2 8
ZANON, Greg ... Defense ... 5'11" ... 202 ... June 5, 1980 in Burnaby BC ... (#6) ... Acquired from Minnesota for Steven Kampfer, Feb. 27, 2012
2011-12 17 1 1 2 4 7 0 1 1 0
ZANUSSI, Joe ... Defense ... 5'10" ... 180 ... Sept. 25, 1947 in Rossland BC ... (#29) ... Acquired from NY Rangers with Brad Park and Jean Ratelle for Phil Esposito and Carol Vadnais, Nov. 7, 1975 ... Traded to St. Louis for Rick Smith, Dec. 20, 1976
1975-76--1976-77 68 1 8 9 38 4 0 1 1 2
ZEHR, Jeff ... Left Wing ... 6'3" ... 195 ... Dec. 10, 1978 in Woodstock ONT ... (#54) ... Signed as a free agent, June 21, 1999
1999-00 4 0 0 0 2 - - - - -
ZHAMNOV, Alexei ... Center ... 6'1" ... 204 ... Oct. 1, 1970 in Moscow RUS ... (#10) ... Signed as a free agent, Aug. 4, 2005
2005-06 24 1 9 10 30 - - - - -
ZHOLTOK, Sergei ... Center ... 6'0" ... 190 ... Dec. 2, 1972 in Riga, LAT ... (#11) ... Second pick (third round), 55th overall, in the 1992 NHL Entry Draft
1992-93--1993-94 25 2 2 4 2 - - - - -
ZINOVJEV, Sergei ... Center ... 5'10" ... 185 ... Mar. 4, 1980 in Novokuznetsk, RUS ... (#54) ... Sixth pick (third round), 73rd overall, in the 2000 NHL Entry Draft
2003-04 10 0 1 1 2 - - - - -
ZOMBO, Rick ... Defense ... 6'1" ... 202 ... May 8, 1963 in Des Plaines, IL ... (#34) ... Acquired from St. Louis for Fred Knipscheer, Oct. 2, 1995
1995-96 67 4 10 14 53 - - - - -

ALL-TIME GOALTENDING ROSTER

NOTE - Goaltenders are also listed in the previous roster pages with their personal information, years played, assists, points and penalty minutes. The following lists their goaltending statistics. Career regular season statistics are on the first line and playoff statistics (if any) are on the second line.

LEGEND:

Goaltender	GP	MINS	W-L-T-O	GA	GAA	SO
ABBOTT, George	1	60	0-1-0-0	7	7.00	0
ADAMS, John	14	780	9-3-1-0	39	3.00	1
AULD, Alex	23	1213	9-7-5	47	2.32	2
BAILEY, Scott	19	965	6-6-2-0	55	3.42	0
BALES, Mike	1	25	0-0-0-0	1	2.40	0
BARON, Marco	64	3578	31-24-5-0	203	3.40	1
Playoffs	1	20	0-1-0	3	9.00	0
BELANGER, Yves	8	328	2-0-3-0	19	3.48	0
BENNETT, Harvey	25	1470	10-12-2-0	103	4.20	0
BERTHIAUME, Daniel	8	399	1-4-2-0	21	3.16	0
BIBEAULT, Paul	42	2490	14-22-6-0	161	3.88	2
Playoffs	7	437	3-4-0	22	3.02	0
BILLINGTON, Craig	35	1753	15-14-3-0	98	3.35	1
Playoffs	2	85	0-1-0	7	4.94	0
BITTNER, Dick	1	60	0-0-1-0	3	3.00	0
BLUE, John	41	2266	14-16-7-0	111	2.94	1
Playoffs	2	96	0-1-0	5	3.13	0
BRIMSEK, Frank	444	27010	230-144-70-0	1160	2.58	35
Playoffs	68	4394	32-36-0	186	2.54	2
BRODERICK, Ken	20	1104	9-8-1-0	48	2.61	1
BROOKS, Ross	54	3047	37-7-6-0	134	2.64	4
Playoffs	1	20	0-0-0	3	9.00	0
CAREY, Jim	29	1500	8-15-1-0	88	3.52	2
CASEY, Jon	57	3192	30-15-9-0	153	2.88	4
Playoffs	11	698	5-6-0	34	2.92	0
CHADWICK, Ed	4	240	0-3-1-0	22	5.50	0
CHEEVERS, Gerry	416	24274	229-101-74-0	1168	2.89	26
Playoffs	88	5396	53-34-0	242	2.69	8
CHEVELDAE, Tim	2	93	0-1-0-0	5	3.23	0
COLVIN, Les	1	60	0-1-0-0	4	4.00	0
COURTEAU, Maurice	6	360	2-4-0-0	33	5.50	0
CRAIG, Jim	23	1272	9-7-6-0	78	3.68	0
CUDE, Wilf	2	120	1-1-0-0	6	3.00	1
DAFOE, Byron	283	16365	132-104-40-0	627	2.30	25
Playoffs	24	1547	10-14-0	59	2.29	3
DAMORE, Nick	1	60	1-0-0-0	3	3.00	0
DASKALAKIS, Cleon	12	506	3-4-1-0	41	4.86	0
DEFELICE, Norm	10	600	3-5-2-0	30	3.00	0
DelGUIDICE, Matt	11	434	2-5-1-0	28	3.87	0
EVANS, Claude	1	60	0-0-1-0	4	4.00	0
FERNANDEZ, Manny	32	1888	18-10-0-3	87	2.76	2
FINLEY, Brian	2	59	0-1-0-0	3	3.05	0
FOSTER, Norm	3	184	2-1-0-0	14	4.57	0
FOWLER, Norman	7	420	1-6-0-0	43	6.14	0
FRANKS, Jim	1	60	0-1-0-0	6	6.00	0
GAMBLE, Bruce	80	4800	18-51-11-0	318	3.98	1
GARDINER, Bert	41	2460	17-19-5-0	212	5.17	1
GELINEAU, Jack	141	8460	46-62-33-0	429	3.04	7
Playoffs	4	260	1-2-0	7	1.62	1
GILBERT, Gilles	277	15915	155-73-39-0	782	2.95	16
Playoffs	31	1859	17-14-0	93	3.00	3
GILL, Andre	5	270	3-2-0-0	13	2.89	1
GRAHAME, John	76	4246	29-30-9-0	196	2.77	4
GRAHAME, Ron	40	2328	26-6-7-0	107	2.76	3
Playoffs	4	202	2-1-0	7	2.08	0
GRANT, Benny	1	60	0-1-0-0	10	10.00	0
HACKETT, Jeff	18	990	8-9-0-0	53	3.21	1
Playoffs	3	179	1-2-0	5	1.68	0
HEAD, Don	38	2280	9-26-3-0	161	4.24	2
HENDERSON, John	46	2688	15-15-15-0	113	2.52	5
Playoffs	2	120	0-2-0	8	4.00	0
HENRY, Gordon	3	180	1-2-0-0	5	1.67	1
Playoffs	5	283	0-4-0	21	4.45	0
HENRY, Jim	237	14172	93-98-45-0	608	2.57	23
Playoffs	23	1381	9-14-0	68	2.95	1
JACKSON, Percy	5	272	1-1-1-0	9	1.99	0
JOHNSON, Chad	27	1511	17-4-0-3	53	2.10	2
JOHNSTON, Ed	444	25747	180-193-57-0	1384	3.23	27
Playoffs	13	765	7-6-0	37	2.90	1
JUNKIN, Joe	1	8	0-0-0-0	0	0.00	0
KEANS, Doug	154	8635	83-46-13-0	479	3.33	4
Playoffs	6	360	2-4-0	26	4.33	0
KEENAN, Don	1	60	0-1-0-0	4	4.00	0
KHUDOBIN, Anton	15	863	10-4-0-1	32	2.22	1
LACHER, Blaine	47	2636	22-16-4-0	123	2.80	4
Playoffs	5	283	1-4-0	12	2.54	0
LEMELIN, Reggie	183	10308	92-62-17-0	531	3.09	6
Playoffs	28	1500	12-10-0	77	3.08	1
LOCKHART, Howard	2	120	0-2-0-0	11	5.50	0
LUMLEY, Harry	78	4680	35-33-10-0	245	3.14	6
Playoffs	8	496	3-5-0	25	3.02	0
MacDONALD, Joey	7	358	2-2-0-1	16	2.68	0
MILLAR, Al	6	360	1-4-1-0	25	4.17	0
MOFFAT, Mike	19	979	7-7-2-0	70	4.29	0
Playoffs	11	663	6-5-0	38	3.44	0
MOOG, Andy	261	15056	136-75-36-0	772	3.08	13
Playoffs	70	4068	36-32-0	203	2.99	3
NORRIS, Jack	23	1380	10-11-2-0	85	3.70	1
PARENT, Bernie	57	3105	15-32-5-0	190	3.67	1
PEETERS, Pete	171	9939	91-57-16-0	496	2.99	9
Playoffs	21	1264	9-12-0	75	3.56	1
PERREAULT, Bob	22	1287	3-12-6-0	85	3.96	1
PETTIE, Jim	21	1157	9-7-2-0	71	3.68	1
PLANTE, Jacques	8	480	7-1-0-0	16	2.00	2
Playoffs	2	120	0-2-0	10	5.00	0
POTVIN, Felix	28	1608	12-8-6-0	67	2.50	4
PRONOVOST, Claude	1	60	1-0-0-0	0	0.00	1
RANFORD, Bill	122	6928	52-49-14-0	368	3.19	6
Playoffs	8	482	1-7-0	31	3.86	0
RASK, Tuukka	196	11180	102-60-0-22	394	2.11	23
Playoffs	47	3048	28-19-0	107	2.11	5
RAYCROFT, Andrew	108	6050	43-46-10-2	264	2.62	3
Playoffs	7	447	3-4-0	16	2.15	1
REDDING, George	1	11	0-0-0-0	1	5.45	0
REECE, Dave	14	777	7-5-2-0	43	3.32	2
RIENDEAU, Vincent	29	1541	10-12-2-0	77	3.00	1
Playoffs	2	120	1-1-0	8	4.00	0
RIGGIN, Pat	49	2785	20-16-9-0	156	3.36	1
Playoffs	1	60	0-1-0	3	3.00	0
RING, Bobby	1	33	0-0-0-0	4	7.27	0
ROBERTS, Maurice	2	90	0-1-0-0	5	3.33	0
ROMANO, Roberto	1	60	0-1-0-0	6	6.00	0
SAUVE, Philippe	2	41	0-0-0-0	4	5.85	0
SAWCHUK, Terry	102	6120	40-43-19-0	262	2.57	11
SCHAFER, Paxton	3	77	0-0-0-0	6	4.68	0
SHIELDS, Steve	36	2113	12-13-9-0	97	2.75	0
Playoffs	2	119	0-2-0	6	3.03	0
SIGALET, Jordan	1	1	0-0-0-0	0	0.00	0
SIMMONS, Don	169	10087	67-71-30-0	487	2.90	15
Playoffs	21	1471	11-10-0	54	2.20	3
SKUDRA, Peter	25	1116	6-12-1-0	62	3.33	0
STEWART, Charles	77	4742	30-41-5-0	194	2.45	10
STEWART, Jim	1	20	0-1-0-0	5	15.00	0
SVEDBERG, Niklas	1	61	1-0-0-0	2	1.97	0
SYLVESTRI, Don	3	102	0-0-2-0	6	3.53	0
TALLAS, Rob	87	4442	26-35-10-0	211	2.85	3
THOMAS, Tim	378	21792	196-121-0-45	899	2.48	31
Playoffs	50	3145	29-21-0	107	2.04	6
THOMPSON, Cecil	468	28948	252-153-63-0	962	1.99	74
Playoffs	33	2298	15-18-0	66	1.72	6
TOIVONEN, Hannu	38	2056	12-14-0-5	114	3.33	1
TOPPAZZINI, Jerry	1	1	0-0-0	0	0.00	0
TURCO, Marty	5	260	2-2-0	16	3.69	0
VACHON, Rogie	91	5186	44-30-12	300	3.47	2
Playoffs	4	184	0-2-0	17	5.54	0
WHITMORE, Kay	5	203	1-2-0-0	18	5.32	0
WILSON, Ross	1	52	0-0-1-0	1	1.15	0
WINKLER, Hal	67	4225	32-22-13-0	110	1.56	19
Playoffs	10	640	2-3-5	18	1.69	2

ALL-TIME COACHING RECORDS

NOTE - Following are the all-time regular season records of Boston Bruins coaches.

LEGEND	GP	W	L	T	OT	PTS	WIN%
BOUCHER, George							
1949-50	70	22	32	16	-	60	.429
BOWNESS, Rick							
1991-92	80	36	32	12	-	84	.525
BURNS, Pat							
1997-98	82	39	30	13	-	91	.555
1998-99	82	39	30	13	-	91	.555
1999-2000	82	24	39	19	6	73	.445
2000-01	8	3	4	1	-	7	.438
TOTAL	254	105	103	46	6	262	.516
CHEEVERS, Gerry							
1980-81	80	37	30	13	-	87	.544
1981-82	80	43	27	10	-	96	.600
1982-83	80	50	20	10	-	110	.688
1983-84	80	49	25	6	-	104	.650
1984-85	56	25	24	7	-	57	.509
TOTAL	376	204	126	46	-	454	.604
CHERRY, Don							
1974-75	80	40	26	14	-	94	.588
1975-76	80	48	15	17	-	113	.706
1976-77	80	49	23	8	-	106	.663
1977-78	80	51	18	11	-	113	.706
1978-79	80	43	23	14	-	100	.625
TOTAL	400	231	105	64	-	526	.658
CLAPPER, Aubrey "Dit"							
1945-46	50	24	18	8	-	56	.560
1946-47	60	26	23	11	-	63	.525
1947-48	60	23	24	13	-	59	.492
1948-49	60	29	23	8	-	66	.550
TOTAL	230	102	88	40	-	244	.530
CREIGHTON, Fred							
1979-80	73	40	20	13	-	93	.637
FTOREK, Robbie							
2001-02	82	43	24	6	9	101	.616
2002-03	73	33	28	8	4	78	.534
TOTAL	155	76	52	14	13	179	.577
GORING, Butch							
1985-86	80	37	31	12	-	86	.538
1986-87	13	5	7	1	-	11	.423
TOTAL	93	42	38	13	-	97	.522
GUIDOLIN, Armand							
1972-73	26	20	6	0	-	40	.769
1973-74	78	52	17	9	-	113	.724
TOTAL	104	72	23	9	-	153	.736
JOHNSON, Tom							
1970-71	78	57	14	7	-	121	.776
1971-72	78	54	13	11	-	119	.763
1972-73	52	31	16	5	-	67	.644
TOTAL	208	142	43	23	-	307	.738
JULIEN, Claude							
2007-08	82	41	29	-	12	94	.573
2008-09	82	53	19	-	10	116	.707
2009-10	82	39	30	-	13	91	.555
2010-11	82	46	25	-	11	103	.628
2011-12	82	49	29	-	4	102	.622
2012-13	48	28	14	-	6	62	.646
2013-14	82	54	19	-	9	117	.713
TOTAL	540	310	165	-	65	685	.634
KASPER, Steve							
1995-96	82	40	31	11	-	91	.555
1996-97	82	26	47	9	-	61	.372
TOTAL	164	66	78	20	-	152	.463
KEENAN, Mike							
2000-01	74	33	28	7	6	79	.538
LEWIS, Dave							
2006-07	82	35	41	-	6	76	.463
MILBURY, Mike							
1989-90	80	46	25	9	-	101	.631
1990-91	80	44	24	12	-	100	.625
TOTAL	160	90	49	21	-	201	.628
O'CONNELL, Mike							
2002-03	9	3	3	3	0	9	.500
O'REILLY, Terry							
1986-87	67	34	27	6	-	74	.552
1987-88	80	44	30	6	-	94	.588
1988-89	80	37	29	14	-	88	.550
TOTAL	227	115	86	26	-	256	.564
PATRICK, Frank							
1934-35	48	26	16	6	-	58	.604
1935-36	48	22	20	6	-	50	.521
TOTAL	96	48	36	12	-	108	.563
PATRICK, Lynn							
1950-51	70	22	30	18	-	62	.443
1951-52	70	25	29	16	-	66	.471
1952-53	70	28	29	13	-	69	.493
1953-54	70	32	28	10	-	74	.529
1954-55	30	10	14	6	-	26	.433
TOTAL	310	117	130	63	-	297	.479
ROSS, Art							
1924-25	30	6	24	0	-	12	.200
1925-26	36	17	15	4	-	38	.528
1926-27	44	21	20	3	-	45	.511
1927-28	44	20	13	11	-	51	.580
1928-29	44	26	13	5	-	57	.648
1929-30	44	38	5	1	-	57	.875
1930-31	44	28	10	6	-	77	.705
1931-32	48	15	21	12	-	62	.438
1932-33	48	25	15	8	-	42	.604
1933-34	48	18	25	5	-	58	.427
1936-37	48	23	18	7	-	41	.552
1937-38	48	30	11	7	-	58	.698
1938-39	48	36	10	2	-	50	.771
1941-42	48	25	17	6	-	53	.583
1942-43	50	24	17	9	-	67	.570
1943-44	50	19	26	5	-	74	.430
1944-45	50	16	30	4	-	67	.360
TOTAL	772	387	290	95	-	869	.563
SCHMIDT, Milt							
1954-55	40	13	12	15	-	41	.513
1955-56	70	23	34	13	-	59	.421
1956-57	70	34	24	12	-	80	.571
1957-58	70	27	28	15	-	69	.493
1958-59	70	32	29	9	-	73	.521
1959-60	70	28	34	8	-	64	.457
1960-61	70	15	42	13	-	43	.307
1962-63	56	13	31	12	-	38	.339
1963-64	70	18	40	12	-	45	.343
1964-65	70	21	43	6	-	48	.343
1965-66	70	21	43	6	-	48	.343
TOTAL	726	245	360	121	-	611	.421
SINDEN, Harry							
1966-67	70	17	43	10	-	44	.314
1967-68	74	37	27	10	-	84	.568
1968-69	76	42	18	16	-	100	.658
1969-70	76	40	17	19	-	99	.651
1979-80	7	6	1	0	-	12	.857
1984-85	24	11	10	3	-	25	.521
TOTAL	327	153	116	58	-	364	.557
SULLIVAN, Mike							
2003-04	82	41	19	15	7	104	.634
2005-06	82	29	37	-	16	74	.451
TOTAL	164	70	56	15	23	178	.543
SUTTER, Brian							
1992-93	84	51	26	7	-	109	.649
1993-94	84	42	29	13	-	97	.577
1994-95	48	27	18	3	-	57	.594
TOTAL	216	120	73	23	-	263	.609
WATSON, Phil							
1961-62	70	15	47	8	-	38	.271
1962-63	14	1	8	5	-	7	.250
TOTAL	84	16	55	13	-	45	.268
WEILAND, Ralph							
1939-40	48	31	12	5	-	67	.698
1940-41	48	27	8	13	-	67	.698
TOTAL	96	58	20	18	-	134	.698

ALL-TIME COACHING RECORDS

NOTE - Following are the all-time playoff records of Boston Bruins coaches.

LEGEND:	Season	GP	W	L	T	WIN%
BOWNESS, Rick	1992	15	8	7	0	.533
BURNS, Pat	1998	6	2	4	0	.333
	1999	12	6	6	0	.500
	TOTAL	18	8	10	0	.444
CHEEVERS, Gerry	1981	3	0	3	0	.000
	1982	11	6	5	0	.545
	1983	17	9	8	0	.529
	1984	3	0	3	0	.000
	TOTAL	34	15	19	0	.441
CHERRY, Don	1975	3	1	2	0	.333
	1976	12	5	7	0	.417
	1977	14	8	6	0	.571
	1978	15	10	5	0	.667
	1979	11	7	4	0	.636
	TOTAL	55	31	24	0	.564
CLAPPER, Aubrey	1946	10	5	5	0	.500
	1947	5	1	4	0	.200
	1948	5	1	4	0	.200
	1949	5	1	4	0	.200
	TOTAL	25	8	17	0	.320
FTOREK, Robbie	2002	6	2	4	0	.333
GORING, Butch	1986	3	0	3	0	.000
GUIDOLIN, Armand	1973	5	1	4	0	.200
	1974	16	10	6	0	.625
	TOTAL	21	11	10	0	.524
JOHNSON, Tom	1971	7	3	4	0	.429
	1972	15	12	3	0	.800
	TOTAL	22	15	7	0	.682
JULIEN, Claude	2008	7	3	4	0	.429
	2009	11	7	4	0	.636
	2010	13	7	6	0	.538
	2011	25	16	9	0	.640
	2012	7	3	4	0	.429
	2013	22	14	8	0	.636
	2014	12	7	5	0	.583
	TOTAL	97	57	40	0	.588
KASPER, Steve	1996	5	1	4	0	.200
MILBURY, Mike	1990	21	13	8	0	.619
	1991	19	10	9	0	.526
	TOTAL	40	23	17	0	.575
O'CONNELL, Mike	2003	5	1	4	0	.200
O'REILLY, Terry	1987	4	0	4	0	.000
	1988	23	12	10	1	.543
	1989	10	5	5	0	.500
	TOTAL	37	17	19	1	.473
PATRICK, Frank	1935	4	1	3	0	.250
	1936	2	1	1	0	.500
	TOTAL	6	2	4	0	.333
PATRICK, Lynn	1951	6	1	4	1	.250
	1952	7	3	4	0	.429
	1953	11	5	6	0	.455
	1954	4	0	4	0	.000
	TOTAL	28	9	18	1	.339
ROSS, Art	1927	8	2	2	4	.500
	1928	2	0	1	1	.250
	1929	5	5	0	0	1.000
	1930	6	3	3	0	.500
	1931	5	2	3	0	.400
	1933	5	2	3	0	.400
	1937	3	1	2	0	.333
	1938	3	0	3	0	.000
	1939	12	8	4	0	.667
	1942	5	2	3	0	.400
	1943	9	4	5	0	.444
	1945	7	3	4	0	.429
	TOTAL	70	32	33	5	.493
SCHMIDT, Milt	1955	5	1	4	0	.200
	1957	10	5	5	0	.500
	1958	12	6	6	0	.500
	1959	7	3	4	0	.429
	TOTAL	34	15	19	0	.441
SINDEN, Harry	1968	4	0	4	0	.000
	1969	10	6	4	0	.600
	1970	14	12	2	0	.857
	1980	10	4	6	0	.400
	1985	5	2	3	0	.400
	TOTAL	43	24	19	0	.558
SULLIVAN, Mike	2004	7	3	4	0	.429
SUTTER, Brian	1993	4	0	4	0	.000
	1994	13	6	7	0	.462
	1995	5	1	4	0	.200
	TOTAL	22	7	15	0	.318
WEILAND, Ralph	1940	6	2	4	0	.333
	1941	11	8	3	0	.727
	TOTAL	17	10	7	0	.588



Claude Julien is Boston's all-time leader in playoff coaching victories.

ALL-TIME SWEATER NUMBERS

Note - Bold names indicate player in whose honor that number has been retired.

1
Harvey Bennett, Paul Bibeault, Craig Billington, Frank Brimsek, Ed Chadwick, Sprague Cleghorn, Les Colvin, Maurice Courteau, Norman Fowler, Bruce Gamble, Bert Gardiner, Jack Gelineau, Gilles Gilbert, Gordon Henry, Jim Henry, Ed Johnston, Joe Junkin, Reggie Lemelin, Howard Lockhart, Harry Lumley, Pete Peeters, Bob Perreault, Andrew Raycroft, Pat Riggin, Maurice Roberts, Roberto Romano, Terry Sawchuk, Paxton Schafer, Don Simmons, Charles Stewart, Cecil "Tiny" Thompson, Marty Turco, Rogie Vachon

2
George Carroll, Lloyd Cook, Pat Egan, Lionel Hitchman, Bill Hollett, Stan Jackson, **Eddie Shore**

3
Fred Bergdinon, Charles Cahill, George Carroll, Sprague Cleghorn, **Lionel Hitchman**, Bill Hollett, Stan Jackson, Herb Mitchell, Bobby Rowe

4
Bob Armstrong, Herb Cain, Pat Egan, Ferny Flaman, Harry Frost, Ted Graham, Jimmy Herberts, Myles Lane, Al Langlois, Bob McCord, Bert McInenly, **Bobby Orr**, George Owen, Eric Pettinger, Walter "Babe" Pratt, Max Quackenbush, Charlie Sands, Alex Smith, Pat Stapleton

Bobby Orr watched his #4 banner go to the Garden rafters on January 9, 1979

5
Aubrey "Dit" Clapper, Carson Cooper, Stan Jackson, Gordon Keats, Guy Lapointe, Bernie Morris, Normie Shay, Alf Skinner, Phil Stevens

6
Bob Beckett, Nick Beverley, Carl "Buddy" Boone, Don Cherry, John Crawford, Darryl Edestrand, Glen Featherstone, Mike Forbes, Percy Galbraith, Ray Getliffe, Warren Godfrey, Bob Gracie, Ted Green, Lionel Heinrich, Bronco Horvath, Alexei Kasatonov, Gord Kluzak, Gus Kyle, Charles Larose, Vic Lynn, Dan McGillis, Herb Mitchell, Gord Murphy, Clayton Pachal, Corey Potter, Wade Redden, Dick Redmond, Charlie Sands, Reginald "Hooley" Smith, Brad Stuart, Joe Thornton, Dennis Wideman, Greg Zanon

7
Bill Bennett, Ray Bourque, Norm Calladine, Harry Connor, Carson Cooper, **Phil Esposito**, Red Green, Orland Kurtenbach, Hubert "Pit" Martin, Cliff Pennington, Terry Reardon, Ed Sandford, John Schmidt, Sean Shanahan, Normie Shay, Vic Stasiuk, Nels Stewart, Ron Stewart, Ralph "Cooney" Weiland, Eddie Wiseman

8
Marty Barry, Archie Briden, Lyndon Byers, John Carter, Wayne Connelly, Gary Dornhoefer, Norman "Dutch" Gainor, Jeannot Gilbert, Fred Harris, Murray Henderson, Ken R. Hodge, Stan Jackson, Roger Jenkins, Fleming Mackell, Joe Matte, Peter McNab, Harry Meeking, **Cam Neely**, Jim Nill, Jack Portland, Jack Shewchuk, Dallas Smith, Des Smith, Billy Stuart, Bob Woytowich

9
Irwin Boyd, **John Bucyk**, Joe Carveth, Roy Conacher, Duncan Fisher, Cal Gardner, George Geran, Roy Goldsworthy, Paul Haynes, Frank Mario, Harry Oliver, Aldo Palazzari, Jimmy Peters, George Redding, Jack Riley, Gino Rozzini, Paul Runge, Charlie Scherza, Werner Schnarr, Bill Shill

John "Chief" Bucyk acknowledges the crowd's cheers during his March 13, 1980 ceremony

10
Brandon Bochenski, Charlie Burns, Charles Cahill, Bill Carson, Billy Coutu, Bill Cowley, Bob Davie, Ferny Flaman, Fred Gordon, Thomas Gradin, Ken D. Hodge, Tom Johnson, Dmitri Kvartalnov, Joe Lamb, Hal Laycoe, Cameron Mann, Gilles Marotte, Sandy McCarthy, Marty McInnis, Jim Morrison, Alex Motter, Billy O'Dwyer, Barry Pederson, Jean Ratelle, George Redding, Eddie Rodden, Werner Schnarr, Rick Smith, Allan Stanley, Ron Sutter, Carol Vadnais, Alexei Zhamnov

11
Per-Johan Axelsson, John Beattie, Bobby Benson, Jack Bionda, John Brackenborough, Charles Cahill, Gregory Campbell, Wayne Carleton, Bob Carpenter, Anson Carter, Bill Cupolo, Hal Darragh, Grant Erickson, Robert "Red" Hamill, Mel Hill, Leland Harrington, Fern Headley, Don Gallinger, Steve Kasper, Jack McGill, Doug Morrison, Joe Mullen, George Owen, Gordon Pettinger, Bill Quackenbush, Earl Reibel, Andre Savard, Bobby Schmautz, Pat Stapleton, Charles Stewart, Mike Walton, Tom Webster, Tom Williams, Hal Winkler, Sergei Zholtok

12
Murray Balfour, Wayne Brown, Randy Burridge, Lyndon Byers, Wayne Cashman, Real Chevrefils, Art Chisholm, Aubrey "Dit" Clapper, Lorne Ferguson, Tom Fitzgerald, Terry Gray, Bep Guidolin, Andy Hebenton, Wayne Hicks, Wilbert "Dutch" Hiller, Bill Hollett, Jarome Iginla, Stan Jackson, Tomas Kaberle, Dmitri Khristich, Chuck Kobasew, Morris Lukowich, Mickey Mackay, Wayne Maxner, Pat McReavy, Adam Oates, Barry Pederson, Gordon Redahl, Vic Ripley, Brian Rolston, Albert "Babe" Siebert, Emory Sparrow, Ron Stewart, Billy Stuart, George Sullivan, Billy Taylor, Grant Warwick, Ken Yackel

13
Stanislav Chistov, Matt Glennon, Bill Guerin, Charles Larose, Ken Linseman, Glen Metropolit, Grigori Panteleev, Jim Schoenfeld, Wes Walz

14
Jason Allison, Garnet "Ace" Bailey, Frank Boll, Charles Cahill, Robert Cimetta, Joe Corvo, Geoff Courtnall, Terry Crisp, Bill Derlago, Woody Dumart, Ferny Flaman, Dave Forbes, Armand Gaudreault, Mike Gillis, Leland Harrington, Orville Heximer, Forbes Kennedy, Orland Kurtenbach, Jeff Lazaro, Craig MacTavish, Joe Matte, Shawn McEachern, Bob Miller, Anders Myrvold, James O'Neill, Andre Pronovost, Gord Roberts, Sergei Samsonov, Glen Sather, Kevin Sawyer, Billy Stuart, Michael Thelven, Joe Watson, Ralph "Cooney" Weiland

15
Oscar Aubuchon, Bill Carson, Max Kaminsky, Myles Lane, **Milt Schmidt**, Gerry Shannon, John Sheppard, Ken Smith

16
Earl Anderson, Ken Belanger, Adam Brown, Gordie Clark, Kaspars Daugavins, Bob Davie, Cy Denneny, Peter Douris, Lorne Duguid, Ray Getliffe, Ed Harrison, Andy Hilbert, Mel Hill, Art Jackson, Leo Labine, Steve Langdon, Ron Lyons, Clare Martin, Jack McGill, Pat McReavy, Rick Middleton, Fred O'Donnell, Murray Oliver, Jake Rathwell, Randy Robitaille, Maurice Roberts, Kent Ruhnke, Derek Sanderson, Gerry Shannon, Bill Shill, Cam Stewart, Jozef Stumpel, Marco Sturm, Tim Sweeney

17
Dave Barr, Shawn Bates, Bobby Bauer, Wayne Connelly, Bill Cowley, Dave Creighton, Ab DeMarco, Bill Jennings, Stan Jonathan, Milan Lucic, Nevin Markwart, Shawn McEachern, Don McKenney, Jack Norris, Jean-Paul Parise, Davis Payne, Dean Prentice, Dave Reid, Alan Rittinger, Derek Sanderson, Bobby Schmautz, Fred Stanfield, Petr Tenkrat, Rob Zamuner

18
Brent Ashton, Ed Barry, Gus Bodnar, Marcel Bonin, Jack Caffery, Keith Crowder, Bob Gould, Mel Hill, Nathan Horton, Brent Hughes, Art Jackson, Harvey Jackson, Norm Johnson, Steve Kraftcheck, Rich Leduc, Norm McAtee, Jack McGill, Jack McIntyre, Walt McKechnie, Kyle McLaren, Ian Moran, Mark Mowers, Hank Nowak, Barry Pederson, Dan Poliziani, Jack Shill, Petri Skriko, Ken Smith, Reilly Smith, Orval Tessier, Bill Thoms, John Wensink, Ed Westfall, Stephane Yelle, C. J. Young

19
Ed Chamberlain, Jack Church, John Crawford, Mariusz Czerkawski, Ab DeMarco Jr., Rob DiMaio, Reggie Fleming, Jean-Paul Gladu, Don Grosso, Russ Kopak, Bobby Lalonde, Normand Leveille, Pentti Lund, Mark Marquess, Clare Martin, Tom J. McCarthy, Jack McGill, John McKenzie, Doug Mohns, Ray Neufeld, Dave Poulin, Terry Reardon, Kevin Sawyer, Tyler Seguin, Gregg Sheppard, Jack Shewchuk, Tom Songin, Joe Thornton, Jerry Toppazzini

20
Darren Banks, Leo Boivin, Todd Elik, Guyle Fielder, Dwight Foster, Bruce Gordon, Martin Lapointe, Tommy Lehmann, Jim Morrison, Mike O'Connell, Daniel Paille, Mike Parson, Wayne Primeau, Paul Ronty, Al Secord, Al Sims, Dallas Smith, Ken Smith, Bryan Smolinski, Bob Sweeney, Darren Van Impe

21
Bill Anderson, Murray Costello, Nathan Dempsey, Ted Donato, Loui Eriksson, Bill Ezinicki, Andrew Ference, Jim Harrison, Brad Isbister, Phil Krake, Jim Lorentz, Parker MacDonald, Don Marcotte, Clare Martin, Frank Martin, Ab McDonald, Glen Murray, Eric Nickulas, Sean O'Donnell, Brad Palmer, Barry Pederson, Walter "Babe" Pratt, John Quilty, Stephane Quintal, Jack Shewchuk, Dave Silk, Frank Simonetti, Jerry Toppazzini, Tom Webster

22
Don Awrey, Ken Baumgartner, Bob Beers, Ivan Boldirev, Marcel Bonin, Norm Corcoran, Bob Dillabough, Shean Donovan, Mikko Eloranta, Doug Gibson, Mike Gillis, Butch Goring, Michal Grosek, Larry Hillman, Joe Klukay, Bill Knibbs, Ed Kryzanowski, Brian Leetch, Bill Lesuk, Jim Lorentz, Dick Meissner, Chris Oddleifson, Ed Panagabko, Brad Park, Floyd Smith, Irv Spencer, Jozef Stumpel, Michael Thelven, Shawn Thornton, Rick Tocchet, Tom Webster, Wally Wilson

23
Marcel Bonin, Sean Brown, Jack Capuano, John Emmons, Lorne Ferguson, Jean-Guy Gendron, Taylor Hall, Steve Heinze, Randy Hillier, Craig Janney, Jeff Jillson, Joe Juneau, Chris Kelly, Steve Langdon, Josh Langfeld, Paul Mara, Steve Montador, Terry O'Reilly, John Peirson, Ray Maluta, Doug Morrison, Peter Popovic, Matt Ravlich, Kent Ruhnke, Derek Sanderson, Dan Schock, Ron Schock, Ed Shack, Charlie Simmer, Al Sims, Rick Smith

24
Pete Babando, Jim Bartlett, Bob Beckett, Lorne Davis, Lorne Ferguson, Barry Gibbs, Ted Hodgson, Steve Kraftcheck, Larry Leach, Bob Leiter, **Terry O'Reilly**, Larry Regan, Bill Speer

25
Andy Brickley, Gary Doak, Matt Fraser, Hal Gill, Warren Godfrey, Doug Kostynski, Mike Krushelnyski, Trent McCleary, Al Nicholson, Willie O'Ree, Garry Peters, Willi Plett, Stephane Richer, Wayne Rivers, Dan Schock, Louis Sleigher, Paul Stanton, Kevin Stevens, Mike Walton, Gordie Wilson, Jason York

26
Don Awrey, Brad Boyes, Alain Cote, Bill Goldsworthy, Doug Halward, Mike Knuble, Mike Milbury, Mats Naslund, Craig Sarner, Al Simmons, Cam Stewart, Tim Taylor, Glen Wesley, Blake Wheeler

27
Earl Anderson, John Arbour, Dave Barr, Steve Begin, Nick Beverley, Dave Christian, Gary Dornhoefer, Dwight Foster, Jean Gauthier, Doug Gibson, Dougie Hamilton, Chris Hayes, Marty Howe, Dave Hynes, Bobby Joyce, Steve Langdon, Guy Lapointe, Reggie Leach, Steve Leach, Ray Maluta, Wayne Maxner, Mike Milbury, Mike Mottau, Glen Murray, Sean O'Donnell, Samuel Pahlsson, Jean-Paul Parise, Derek Sanderson, Mats Thelin, Mike Walton, Barry Wilkins, Landon Wilson

28
John Adams, Earl Anderson, Wade Brookbank, Wade Campbell, Dean Chynoweth, Gordie Clark, Tom Fergus, Garry Galley, Bill Goldsworthy, Rod Graham, Bob Gryp, Matti Hagman, Jamie Huscroft, Dan LaCouture, Steve Langdon, Reed Larson, Ray Maluta, Shaone Morrisonn, Gord Murphy, Ron Murphy, Chris Oddleifson, Dennis O'Brien, Paul O'Neil, Clayton Pachal, Mark Recchi, Doug Roberts, Andre Savage, Barry Smith, Tom Songin, Mikhail Tatarinov

29
Scott Arniel, Alex Auld, Mariusz Czerkawski, Nathan Dempsey, Dave Donnelly, Luc Dufour, Norm Foster, John Gruden, Doug Halward, Andy Hilbert, Greg Johnston, Jarmo Kekalainen, Darin Kimble, Brian Lawton, Ross Lonsberry, Dean Malkoc, Troy Mallette, Don Marcotte, Brad McCrimmon, Marty McSorley, Jay Miller, Jon Morris, Petteri Nokelainen, Jay Pandolfo, Jim Pettie, Paul Popiel, Felix Potvin, Marc Potvin, Dave Reece, Craig Sarner, Al Sims, Petri Skriko, Dennis Vaske, Dixon Ward, Joe Zanussi

30
Mike Bales, Ross Brooks, Jim Carey, Jon Casey, Gerry Cheevers, Jim Craig, John Grahame, Jeff Hackett, Chad Johnson, Mike Moffat, Chris Nilan, Bernie Parent, Bill Ranford, Dave Reece, Pat Riggin, Don Sylvestri, Tim Thomas, Jim Wiemer

31
John Adams, Rick Adduono, Marco Baron, Yves Belanger, Daniel Berthiaume, Ken Broderick, John Carter, Gerry Cheevers, Tim Cheveldae, Ron Grahame, Stan Jonathan, Doug Keans, Blaine Lacher, Joey MacDonald, Mike Milbury, Jim Pettie, Jacques Plante, Dave Reid, Jamie Rivers, Steve Shields, Al Stewart, Jim Stewart, Kay Whitmore

32
John Carter, Geoff Courtnall, Bruce Crowder, Jeff Hoggan, Nick Johnson, Craig MacTavish, Bob Miller, Graeme Nicolson, Dany Sabourin, Don Sweeney

33
Marco Baron, John Blum, Lyndon Byers, Anson Carter, Zdeno Chara, Alain Cote, Matt DelGuidice, Mike Gillis, Benoit Hogue, Greg Johnston, Sheldon Kennedy, Steve Langdon, Craig MacDonald, Daniel Marois, Scott McLellan, Larry Melnyk, Graeme Nicolson, Jeff Norton, Krzysztof Oliwa, Scott Pellerin, Hannu Toivonen

34
Bob Beers, Bryan Berard, Paul Boutilier, Lyndon Byers, Geoff Courtnall, Brian Curran, Byron Dafoe, Mike Gillis, Shane Hnidy, Doug Kostynski, Dave Reid, David Shaw, Carl Soderberg, Rick Zombo

35
Cleon Daskalakis, Manny Fernandez, Greg Hawgood, Anton Khudobin, Andy Moog, Philippe Sauve, Peter Skudra, Robbie Tallas

36
Ron Flockhart, Norm Foster, John Gruden, Ivan Huml, Grant Ledyard, Moe Lemay, Jeff Odgers, Brian Propp, Marty Reasoner, Dave Reid, Mike Stevens, Jim Wiemer

37
Ralph Barahona, Clayton Beddoes, Paul Beraldo, Patrice Bergeron, Randy Burridge, Alain Cote, Lou Crawford, Lee Goren, Paul Guay, Dominic Lavoie, Moe Lemay, Dave Pasin, Vincent Riendeau, Mattias Timander, Wes Walz

38
Bobby Allen, Dave Andreychuk, Wade Campbell, Jordan Caron, Greg Hawgood, Jay Henderson, Doug Morrison, Kraig Nienhuis, Jon Rohloff, Vladimir Ruzicka, Dave Scatchard, Chris Taylor

39
Scott Bailey, John Blue, Denis Chervyakov, Lou Crawford, Norm Foster, Matt Glennon, Travis Green, Greg Hawgood, Ron Hoover, Greg Johnston, Zdenek Kutlak, Joel Prpic

40
Mark Cornforth, Alain Cote, Ted Donato, P. C. Drouin, Brett Harkins, Greg Hawgood, Eric Healey, Daniel Lacroix, Alan May, Tuukka Rask, Bruce Shoebottom, Chris Winnes

41
Andrew Alberts, Jason Allison, Zdenek Kutlak, Guy Larose, Andrej Meszaros, Anders Myrvold, Allen Pedersen, Tim Sweeney, Dave Thomlinson, Philip Von Stefenelli

42
John Byce, Peter Ferraro, Brent Hughes, Mikko Makela, Mike Millar, Pascal Pelletier, P. J. Stock, Mike Sullivan, Bob Sweeney, Tim Sweeney, Zach Trotman, Blake Wheeler, Trent Whitfield

43
Matt Bartkowski, Bob Beers, Matt Hervey, Al Iafrate, Richard Jackman, Martins Karsums, Fred Knipscheer, Drew Larman, Joe Murphy, Ray Podloski, Randy Robitaille, Jean-Yves Roy, Martin Samuelsson, Yan Stastny

44
Nick Boynton, Dave Ellett, Ron Hoover, Dean Malkoc, Glen Murray, Davis Payne, Dennis Seidenberg, Aaron Ward, Andy Wozniewski

45
John Blue, Aaron Downey, Dale Dunbar, Paul Guay, Steve Heinze, Aaron Johnson, Robert Lang, Andrew McKim, Sandy Moger, Carl Mokosak, Andrei Nazarov, Bruce Shoebottom, Mark Stuart, Darren Van Impe

46
Ted Donato, Jonathan Girard, David Krejci, Kyle McLaren, Sean Pronger, Barry Richter, Tony Tuzzolino

47
Dean Chynoweth, John Grahame, Ryan Hughes, Gord Hynes, Petr Kalus, Steven Kampfer, Torey Krug, Eric Nickulas, Martin St. Pierre, Mattias Timander

48
Chris Bourque, Joe Hulbig, Matt Hunwick, Chris Kelleher, Fred Knipscheer, Jay Leach, Randy Robitaille, Steve Staios, Jozef Stumpel, Graeme Townshend

49
Johnathan Aitken, Joe Juneau, Matt Lashoff, Rich Peverley, Andre Roy, Jeff Serowik, Shayne Stevenson

50
Daniel Berthiaume, Clark Donatelli, Ben Guite, Jonathan Sigalet, Chris Taylor

51
Brian Dobbin, Jay Henderson, Andrei Kovalenko, Nathan Robinson, Ryan Spooner, Tim Sweeney

52
Carl Corazzini, David Emma, Zach Hamill, Matt Lindblad, Petr Prajsler, Nate Thompson

53
Derek Morris, Jeremy Reich, Brandon Smith, Dennis Smith

54
Adam McQuaid, Andre Savage, Hannu Toivonen, Jim Vesey, Jeff Zehr, Sergei Zinovjev

55
Johnny Boychuk, Jonathan Girard, Sergei Gonchar, Ken Hammond, Pat Leahy, Brantt Myhres, David Tanabe

56
Darren Banks, Doug Doull, Petteri Nokelainen, Peter Nordstrom, Ben Walter

57
Per-Johan Axelsson, Justin Florek, Antti Laaksonen, Eric Manlow, Jordan Sigalet

58
Carter Camper, Kevin Dallman

59
Bill Armstrong, Rich Brennan

60
Brian Finley, Kirk Nielsen, Vladimir Sobotka

61
Byron Bitz, Craig Cunningham, Bill Huard, Marquis Mathieu

62
Josh Hennessy, Milan Lucic, Andrei Nazarov, Jeff Penner, Evgeny Shaldybin, Zach Trotman

63
Matt Herr, Brad Marchand, Patrick Traverse

64
Jarno Kultanen, Lane MacDermid

65
Andrew Bodnarchuk

66
Brett Harkins

67
Benoit Pouliot

68
Jaromir Jagr, Milan Jurcina, Mikko Lehtonen, Jamie Tardif

70
Matt DelGuidice, Tim Thomas

71
Marc Savard, Jiri Slegr, Terry Virtue

72
Jamie Arniel, Pavel Kolarik, Eric Nickulas, Peter Schaefer, Niklas Svedberg, Ben Walter

73
Michael Ryder

74
Paul Coffey, Max Sauve

75
Hal Gill, Colton Orr

76
Dennis Bonvie, Alexander Khokhlachev, Kris Vernarsky

77
Ray Bourque



Ray Bourque raised his number 77 banner on October 4, 2001

79
David Warsofsky

81
Phil Kessel, Miroslav Satan

83
Pat Leahy

89
Zdenek Blatny, Kevan Miller

91
Marc Savard

92
Guillaume Lefebvre, Michael Nylander

ALL-TIME TRADE REGISTER

Note: All clubs listed are NHL unless otherwise noted. Listings with 'Montreal' are Canadiens unless otherwise noted. Trades are listed by season (July 1-June 30).

1924-25

October 29: Hec Fowler acquired from Victoria/PCHL for cash.
November 2: Thomas "Smokey" Harris acquired from Seattle/PCHL for cash.
November 2: Fern Headley acquired from Saskatoon/WCHL for cash.
November 2: Bobby Rowe acquired from Seattle/WCHL for cash.
November 2: Alf Skinner acquired from Vancouver/PCHL for cash.
November 18: Lloyd Cook acquired from Vancouver/WCHL for cash.
December 14: Billy Stuart acquired from Toronto for cash.
December 19: George Carroll acquired from Montreal Maroons for Ernie Parkas.
December 21: Thomas "Smokey" Harris traded to Vancouver/WCHL for cash.
December 24: Howard Lockhart acquired from Toronto for cash.
January 6: Bobby Benson and Bernie Morris acquired from Montreal Maroons for Alf Skinner.
January 10: Lionel Hitchman acquired from Ottawa for cash.

1925-26

October 29: Fern Headley traded to Vancouver/WHL for cash.
November 8: Sprague Cleghorn acquired from Montreal for cash.
January 3: Percy Galbraith and Bill Hill acquired from St. Paul/AHA for cash.
January 14: Normie Shay traded to Toronto for cash.

1926-27

August 20: Eddie Shore acquired from Edmonton/WHL for cash.
August 30: Archie Briden acquired from Calgary/WHL for cash.
September 4: Duke Keats acquired from Edmonton/WHL for cash.
September 4: Harry Oliver acquired from Calgary/WHL for cash.
October 22: Billy Coutu acquired from Montreal for Amby Moran.
November 4: Gerry Geran traded to St. Paul/AHA for cash.
January 7: Frank Fredrickson and Harry Meeking acquired from Detroit for Archie Briden and Duke Keats.
January 17: Billy Boucher acquired from Montreal for Carson Cooper.
January 17: Hal Winkler acquired from New York Rangers for cash.
January 18: Stan Jackson traded to Ottawa for cash.
January 31: Charles Cahill traded to New Haven/Can-Am for cash.
January 31: Reg McLlwain acquired from New Haven/Can-Am for Charles Larose.
May 22: Carson Cooper acquired from Montreal for Billy Boucher.
May 22: Fred Gordon acquired from Detroit for Harry Meeking.

Eddie Shore's Aug. 20, 1926 acquisition led to Stanley Cup championships in 1929 and 1939.

1927-28

October: Harry Connor acquired from Saskatoon/PrHL for cash.
October 24: Nobby Clark and Dutch Gainor acquired from Minneapolis/AHA for Red Stuart, cash and future considerations.
October 25: Dit Clapper acquired from Boston/Can-Am for cash.
December 21: Eric Pettinger and cash acquired from Toronto for Jimmy Herberts.
December 23: Cooney Weiland acquired from Minneapolis/AHA for cash.
January 5: Nobby Clark and Billy Coutu traded to New Haven/Can-Am for cash.
May 12: Tiny Thompson acquired from Minneapolis/AHA for cash.
May 18: Red Green acquired from New York Americans for Harry Connor.
June 20: Eddie Rodden acquired from Toronto for cash.

1928-29

October: Leland Harrington traded to Providence/Can-Am for cash.
October 25: Cy Denneny acquired from Ottawa for cash.
December 21: Mickey Mackay and cash acquired from Pittsburgh for Frank Fredrickson.
January 8: George Owen acquired from Toronto for Eric Pettinger and Hugh Plaxton.
January 21: Myles Lane acquired from New York Rangers for cash.
January 25: Bill Carson acquired from Toronto for cash.
May 13: Art Gagne acquired from Montreal for cash.
May 13: George Patterson acquired from Montreal for cash.

1929-30

October 16: Eddie Rodden traded to London/IHL for cash.
December 21: Art Gagne traded to Ottawa for cash.
January 30: Harry Connor acquired from Ottawa for Bill Hutton.
February 4: Henry Harris acquired from Seattle/PCHL for cash.
February 17: Harry Foster and cash acquired from New York Rangers for Bill Regan.
April 17: Ron Lyons acquired from Portland/PCHL for cash.

1930-31

October 16: Bill Hutton acquired from Ottawa for Harry Connor.
November 24: Bill Carson traded to London/IHL for cash.
December 8: Hal Darragh acquired from Philadelphia for Bill Hutton and Ron Lyons.
February: Ron Lyons acquired from Philadelphia for cash.
April 15: Frank Jerwa acquired from Vancouver/PCHL for cash.
May 13: Bud Cook acquired from Montreal for cash.

1931-32

August 25: Joe Jerwa acquired from New York Rangers for Dutch Gainor.
October 21: Max Sutherland acquired from Seattle/PCHL for cash.
November 4: Eddie Burke acquired from Boston/Can-Am for cash.
February 1: Ed Jeremiah acquired from New York Americans for cash.
April 13: Billy Burch acquired from New York Americans for cash.

1932-33

July 25: Joe Lamb and cash acquired from Ottawa for Cooney Weiland.
August 22: Orville Heximer acquired from New York Rangers for cash.
September: Paul Runge traded to Philadelphia/Can-Am for cash.
October: Yank Boyd traded to Philadelphia/Can-Am for cash.
October 17: Nels Stewart acquired from Montreal Maroons for cash.
October 25: Eddie Burke traded to Philadelphia/Can-Am for cash.
January 6: Harry Foster traded to Tulsa/AHA for cash.
January 17: Vic Ripley acquired from Chicago for Billy Burch.
January 25: Alex Smith acquired from Ottawa for future considerations (Earl Roche, January 25, 1933).
February 12: Tommy Filmore acquired from New York Americans for Jim Klein.

1933-34

October 4: Bob Gracie acquired from Ottawa for Bud Cook, Percy Galbraith and Ted Saunders.
November: Bert McInenly acquired from Ottawa for cash.
December 18: Babe Siebert acquired from New York Rangers for Ray Burmeister and Vic Ripley.
January 11: Lloyd Gross and George Patterson acquired from New York Americans for Art Chapman and Bob Gracie.
February 13: Lloyd Gross traded to Detroit for cash.

1934-35

October 2: Johnny Gagnon acquired from Montreal for Joe Lamb.
October 10: Gene Carrigan acquired from Detroit for George Patterson.
October 18: Art Giroux acquired from Montreal for cash.
October 18: Alex Smith traded to New York Americans for cash.
November 1: Jean Pusie acquired from New York Rangers for Percy Jackson.
November 2: Harry Oliver traded to New York Americans for cash.
November 5: Tony Savage acquired from Montreal for Tom Filmore and cash.
November 18: Percy Jackson acquired from New York Rangers for cash.
November 27: Walter Harnott and Don Smillie traded to Syracuse/IHL for cash.
December 2: Burr Williams acquired from St. Louis for Archie Wilcox.
December 3: Jack Portland acquired from Montreal for Tony Savage and cash.
December 4: Joe Lamb acquired from Montreal for cash.
December 4: Max Kaminski and Des Roche acquired from St. Louis for Joe Lamb.
December 13: Walter Jackson acquired from New York Americans for Hap Emms and Orville Heximer.
December 27: Don Smillie traded to Windsor/IHL for cash.
December 28: Paul Haynes acquired from Montreal Maroons for cash.
December 31: Burr Williams traded to Detroit for cash.
January 9: Johnny Gagnon traded to Montreal for cash.
January 10: Gerry Shannon acquired from St. Louis for Frank Jerwa.
June 30: Walt Buswell and Cooney Weiland acquired from Detroit for Marty Barry and Art Giroux.

1935-36

July 13: Roger Jenkins acquired from Montreal for Walt Buswell, Jean Pusie and cash.
September 28: Joe Jerwa and Nels Stewart traded to New York Americans for cash.
September 30: Jack Riley acquired from Montreal for Paul Haynes.
December 19: Eddie Finnigan acquired from New York Americans for cash.
December 24: Paul Runge acquired from Montreal for cash.
December 28: Ray Getliffe acquired from New York Rangers for cash.
December 29: Lorne Duguid acquired from Detroit for Gene Carrigan.
January 5: Bill Hollett acquired from Toronto for cash.
April: Paul Runge traded to Montreal for cash.

1936-37

September: Bob Blake traded to Minneapolis/AHA for cash.
September 10: Bun Cook acquired from New York Rangers for cash.
September 10: Roy Goldsworthy, Sammy McManus and cash acquired from Montreal for Roger Jenkins and Babe Siebert.
October 7: Eddie Finnigan traded to Providence/AHL for cash.
October 7: Bert McInenly traded to Providence/AHL for cash.
October 26: Hooley Smith acquired from Montreal Maroons for cash and future considerations (Gerry Shannon, December 4, 1936)
December 7: Max Kaminski traded to Montreal Maroons for cash.
December 19: Walter Kalbfleish acquired from New York Americans for Ted Graham.
December 19: Nels Stewart traded to New York Americans for cash.
January 25: Joe Jerwa traded to New York Americans for loan of Al Shields and future considerations (Terry Reardon and Tom Cooper, October 17, 1937).

1937-38

September 23: Art Jackson acquired from Toronto for cash and future considerations.

ALL-TIME TRADE REGISTER

November 5: Hooley Smith traded to New York Americans for cash.
December 19: Gord Pettinger acquired from Detroit for John Beattie.
December 22: Clarence Drouillard and cash acquired from Detroit for Alex Motter.

1938-39
October 24: Roy Goldsworthy traded and Art Jackson loaned to New York Americans for cash.
November 28: Norm Smith and cash acquired from Detroit for Tiny Thompson.

1939-40
October 10: Herb Cain acquired from Montreal for Ray Getliffe and Charlie Sands.
January 25: Ed Wiseman and cash acquired from New York Americans for Eddie Shore.
January 27: Des Smith acquired from Chicago for Jack Portland.

1940-41
June 27: Mel Hill traded to Brooklyn for cash.

1941-42
November 24: Dutch Hiller and cash acquired from Detroit for Pat McReavy.
December 18: Red Hamill traded to Chicago for cash.
January 4: Harvey Jackson acquired from New York Americans for cash.
January 26: Phil Hergesheimer acquired from Chicago for cash.

1942-43
August 15: Dutch Hiller traded to Montreal for cash.
March 8: Oscar Aubuchon, Norm Calladine and Ab DeMarco acquired from Providence/AHL for cash.

1943-44
October 30: Bert Gardiner acquired from Montreal for cash.
November: Oscar Aubuchon and Ab DeMarco traded to New York Rangers for cash.
November: Charles Scherza traded to New York Rangers for cash.
January 5: Pat Egan acquired from Detroit for Bill Hollett.
February 22: Al Palazzari traded to New York Rangers for cash.

1944-45
October 30: Bill Jennings acquired from Detroit for Pete Leswick.
November 27: Guy Labrie traded to New York Rangers for cash.
December 24: Art Jackson traded to Toronto for cash and future considerations (Bingo Kampman, October 29, 1945)
January 14: Bill Thoms acquired from Chicago for cash.

1945-46
December 6: Jean-Paul Gladu traded to St. Louis/AHL for cash.
February 5: Norm McAtee acquired from Chicago for Bill Jennings.
June: Don Grosso acquired from Chicago for cash.
June 19: Babe Pratt acquired from Toronto for Eric Pogue and cash.

1946-47
August: Joe Carveth acquired from Detroit for Roy Conacher.
September 17: Jack Church traded to New York Rangers for cash.
February 15: Bill Shill traded to Montreal for cash.
May 15: Babe Pratt traded to Cleveland/AHL for cash.
June 14: Don Grosso traded to St. Louis/AHL for cash.

1947-48
August 17: Wally Wilson acquired from Toronto for cash.
October 15: Billy Taylor acquired from Detroit for Bep Guidolin.
December 16: Jimmy Peters and John Quilty acquired from Montreal for Joe Carveth.
February 6: Grant Warwick acquired from New York Rangers for Billy Taylor and future considerations (Pentti Lund and Ray Manson, June, 1948).
June 30: Gerry Brown and Hal Jackson acquired from Montreal for Jack McGill.

1948-49
No trades

1949-50
August 16: Pete Horek and Bill Quackenbush acquired from Detroit for Pete Babando, Lloyd Durham, Clare Martin and Jimmy Peters.
September 8: Frank Brimsek traded to Chicago for cash.
October 7: Lorne Ferguson and Billy Moe acquired from New York Rangers for Pat Egan.
October 9: Norm McAtee traded to Washington/AHL for cash.
October 10: Grant Warwick traded to Montreal for cash.
December 22: Bud Poile acquired from New York Rangers for cash.
April 17: Steve Kraftcheck acquired from Cleveland/AHL for cash.
April 17: Ed Reigle acquired from Cleveland/AHL for cash.

1950-51
November 16: Bill Ezinicki and Vic Lynn acquired from Toronto for Leo Boivin, Ferny Flaman, Phil Maloney and Ken Smith.
November 16: Duncan Fisher and future considerations (loan of Alex Kaleta to Hershey/AHL, November 20, 1950) acquired from New York Rangers for Ed Harrison and Zellio Toppazzini.
December 5: Max Quackenbush acquired on loan for 1950-51 season from Detroit for Steve Kraftcheck.
February 14: Hal Laycoe acquired from Montreal for Ross Lowe.
May: Ed Reigle traded to Detroit for cash.

1951-52
August 20: Adam Brown acquired from Chicago for cash.
September 20: Gus Kyle, Pentti Lund and cash acquired from NY Rangers for Paul Ronty.
September 28: Jim Henry acquired from Detroit for cash.
November 1: Pete Horeck traded to Chicago for cash.
December 10: Jean-Paul Gladu and Joe Lund acquired from Cleveland/AHL for Ken Davies and Vic Lynn.
January 9: Fleming Mackell acquired from Toronto for Jim Morrison.
January 28: Bill Ezinicki traded to Toronto for cash.

1952-53
August 14: Ed Kryzanowski traded to Chicago for cash.
September 16: Joe Klukay acquired from Toronto for cash.
October 31: Ed Kryzanowski acquired from Chicago for cash.
November 8: Ed Kryzanowski traded to Providence/AHL for cash.
June: Ray Gariepy acquired from Hershey/AHL for Duncan Fisher and Ellard O'Brien.
June 26: Cal Gardner acquired from Chicago for cash.

1953-54
July 1: Sam Bettio and Pentti Lund traded to Victoria/WHL for cash.
October: Wayne Brown acquired from Seattle/WHL for cash.
October: Guyle Fielder acquired from Seattle/WHL for cash.
November 28: Jack Gelineau traded to Chicago for cash.
January 21: Jack McIntyre traded to Chicago for cash.
February 5: Jean-Paul Gladu traded to Syracuse/AHL for cash.
February 16: Gus Bodnar acquired from Chicago for Jerry Toppazzini.

1954-55
July 20: Ferny Flaman acquired from Toronto for Dave Creighton.
September 10: George Sullivan traded to Chicago for cash.
September 23: John Henderson acquired from Toronto for Ray Gariepy.
October 4: Murray Costello acquired from Chicago for Frank Martin.
November 9: Leo Boivin acquired from Toronto for Joe Klukay.
June 3: Marcel Bonin, Lorne Davis, Terry Sawchuk and Vic Stasiuk acquired from Detroit for Gilles Boisvert, Real Chevrefils, Norm Corcoran, Warren Godfrey and Ed Sandford.

1955-56
December: Floyd Hillman acquired from Victoria/WHL for Arnott Whitney.
January 17: Real Chevrefils and Jerry Toppazzini acquired from Detroit for Murray Costello and Lorne Ferguson.

1956-57
October 8: Allan Stanley acquired from Chicago for cash.
January 22: Don Simmons acquired from Springfield/AHL for Jack Bionda, Norm DeFelice and future considerations (Floyd Smith, June, 1957).

1957-58
July 10: John Bucyk and cash acquired from Detroit for Terry Sawchuk.
September: Don Cherry traded to Springfield/AHL for cash.
January: Harry Lumley acquired from Chicago for cash.
May 1: Hank Bassen, Bill McCreary and Dennis Olson acquired from Detroit for Gerry Ehman.

1958-59
September 30: Ken Yackel acquired from New York Rangers for cash.
October 8: Jim Morrison acquired from Toronto for Allan Stanley.
November 21: Bo Elik acquired from Toronto for Gordon Redahl.

1959-60
August 25: Nick Mickoski acquired from Detroit for Jim Morrison.
June 6: Billy Carter acquired from Montreal for cash.

1960-61
November 27: Andre Pronovost acquired from Montreal for Jean-Guy Gendron.
January 23: Gary Aldcorn, Tom P. McCarthy and Murray Oliver acquired from Detroit for Leo Labine and Vic Stasiuk.
January 31: Ed Chadwick acquired from Toronto for Don Simmons.
May: Don Head acquired from Portland/WHL for Jack Bionda and future considerations (Gene Achtymichuk and Don Ward, August, 1961; Loan of Bruce Gamble, September, 1961).
June: Terry Gray and Cliff Pennington acquired from Montreal for Stan Maxwell and Willie O'Ree.

1961-62
August: Jimmy Bartlett traded to Providence/AHL for cash.
September: Harry Pidhirny traded to San Francisco/WHL for cash.
October 26: Wayne Connelly acquired from Montreal for Bob Armstrong, loan of Dallas Smith and cash.
November: Billy Carter traded to Montreal for cash.
June: Bob Perreault acquired from Detroit for Barry Ashbee and Ed Chadwick.
June: Don Head traded to Portland/WHL for cash.

1962-63
July 26: Larry McNabb and cash acquired from San Francisco/WHL for Orland Kurtenbach, Ed Panagabko and future considerations (Gerry Ouellette, July 7, 1963).
December 3: Forbes Kennedy acquired from Detroit for Andre Pronovost.
February 4: Dean Prentice acquired from New York Rangers for Don McKenney and Dick Meissner.
June: Bob McCord acquired from Springfield/AHL for Bruce Gamble, Terry Gray, Randy Miller and Dale Rolfe.

ALL-TIME TRADE REGISTER

June: Cliff Pennington traded to San Francisco/WHL for cash.
June: Willie Marshall acquired from Hershey/AHL for Dan Poliziani.
June 4: Bob Perreault traded to San Francisco/WHL for cash.

1963-64
September 28: Wayne Hicks traded to Montreal for cash.
October: Orland Kurtenbach acquired from San Francisco/WHL for cash.
October 10: Gerry Odrowski acquired from Detroit for Warren Godfrey.
December 17: Cliff Pennington acquired from San Francisco/WHL for Gerry Odrowski and future considerations (loan of Dallas Smith for 1964-65 season, July 8, 1964).
May: Larry Leach traded to Portland/WHL for cash.
June 5: Andy Hebenton traded to Portland/WHL for cash.
June 6: Wayne Connelly traded to San Francisco/WHL for cash.
June 8: Reggie Fleming and Ab McDonald acquired from Chicago for Doug Mohns.
June 9: Murray Balfour and Mike Draper acquired from Chicago for Matt Ravlich and Jerry Toppazzini.

1964-65
August: Tom P. McCarthy traded to Toronto for cash.
August: Orval Tessier traded to Montreal for cash.
May 31: Bob Dillabough, Ron Harris, Al Langlois and Parker MacDonald acquired from Detroit for Bob McCord, Ab McDonald and Ken Stephanson.
June 8: Ron Stewart acquired from Toronto for Andy Hebenton, Orland Kurtenbach and Pat Stapleton.

1965-66
December 30: Pit Martin acquired from Detroit for Parker MacDonald.
January 10: John McKenzie acquired from New York Rangers for Reggie Fleming.
February 16: Gary Doak, Bill Lesuk, Ron Murphy and future considerations (Steve Atkinson, June 6, 1966) acquired from Detroit for Leo Boivin and Dean Prentice.
June 14: Wayne Connelly acquired from San Francisco/WHL for cash.

1966-67
May 15: Phil Esposito, Ken Hodge and Fred Stanfield acquired from Chicago for Gilles Marotte, Pit Martin and Jack Norris.
May 15: Eddie Shack acquired from Toronto for Murray Oliver and cash.

Phil Esposito was involved in two of the biggest trades in Bruins history. He was acquired from Chicago in a May 15, 1967 six-player deal and went to the NY Rangers in a five-player swap on Nov. 7, 1975.

1967-68
May 20: Skip Krake traded to Los Angeles Kings for 1970 first round draft pick (Reggie Leach).
May 21: John Arbour and Jean Pronovost traded to Pittsburgh for cash.
June: Wayne Maxner traded to Hershey/AHL for cash.

1968-69
May 7: Barry Gibbs and Tommy Williams traded to Minnesota for 1969 first round draft pick (Dan Tannahill) and future considerations (Fred O'Donnell, May 7, 1971).
May 14: Ken Turlik and 1971 (Ron Jones) and 1973 (Andre Savard) first round draft picks acquired from Los Angeles for Ross Lonsberry and Eddie Shack.

1969-70
October 22: Ted Hodgson traded to Salt Lake/WHL for cash.
December 10: Wayne Carleton acquired from Toronto for Jim Harrison.
May 26: Jim Lorentz traded to St. Louis for 1970 first round draft pick (Ron Plumb).
June 9: Steve Atkinson traded to Hershey/AHL for cash.

1970-71
February: Bill Speer traded to Providence/AHL for cash.
February 1: Mike Walton acquired from Philadelphia for Rick MacLeish and Danny Schock.
May: Bob Leiter traded to Pittsburgh for cash.

1971-72
September 4: Doug Roberts acquired from California for cash.
November 17: Richie Leduc and Chris Oddleifson acquired from California for Ivan Boldirev.
February 23: Don O'Donoghue and Carol Vadnais acquired from California for Reggie Leach, Rick Smith and Bob Stewart.
March 5: Tommy Williams acquired from California for cash.

1972-73
August 3: John McKenzie traded to Philadelphia for cash.
March 1: Gary Doak acquired from Detroit for Ace Bailey and future considerations (Murray Wing, June 4, 1974).
March 3: Jacques Plante and 1973 third round draft pick (Doug Gibson) acquired from Toronto for 1973 first round draft pick (Ian Turnbull) and future considerations (Ed Johnston, May 22, 1973)
March 10: Ken Broderick acquired from San Diego/WHL for cash and future considerations (Ed Johnston, May 22, 1973).
May 22: Gilles Gilbert acquired from Minnesota for Fred Stanfield.

1973-74
October 5: Jake Rathwell, 1974 second round draft pick (Mark Howe) and cash acquired from St. Louis for Don Awrey.
October 25: Darryl Edestrand acquired from Pittsburgh for Nick Beverley.
November 22: Doug Roberts traded to Detroit for cash.
February 7: Bobby Schmautz acquired from Vancouver for Chris Oddleifson, Fred O'Donnell and Mike Walton.
February 7: Al Simmons acquired from San Diego/WHL for cash.
June 12: Walt McKechnie acquired from New York Rangers for Derek Sanderson.

1974-75
July 22: Tommy Williams traded to Washington for cash.
February 18: Earl Anderson and Hank Nowak acquired from Detroit for Walt McKechnie and 1975 third round draft pick (Claire Hamilton).

1975-76
November 7: Brad Park, Jean Ratelle and Joe Zanussi acquired from New York Rangers for Phil Esposito and Carol Vadnais.
November 14: Al Simmons traded to New York Rangers for cash.
May 26: Rick Middleton acquired from New York Rangers for Ken R. Hodge.

1976-77
December 20: Rick Smith acquired from St. Louis for Joe Zanussi.

1977-78
December 3: Matti Hagman traded to Quebec/WHA for cash.
March 13: Darryl Edestrand traded to Los Angeles for cash.

1978-79
September 6: Dick Redmond acquired from Atlanta for Gregg Sheppard.
September 18: Doug Halward traded to Los Angeles for future considerations.
October 9: Ron Grahame traded to Los Angeles for 1979 first round draft pick (Ray Bourque).
October 11: Mark Suzor acquired from Colorado for Clayton Pachal.

1979-80
October 23: Bobby Lalonde acquired from Atlanta for future considerations.
December 10: Dan Newman acquired from Edmonton for Bobby Schmautz.
June 2: Jim Craig acquired from Atlanta for 1980 second (Steve Konroyd) and 1981 third (Mike Vernon) round draft picks.

1980-81
July 16: Rogie Vachon acquired from Detroit for Gilles Gilbert.
December 18: Mike O'Connell acquired from Chicago for Al Secord.
February 18: Mike Gillis acquired from Colorado for Bob Miller.

1981-82
June 9: Dave Donnelly and Brad Palmer acquired from Minnesota for Boston agreeing not to draft Brian Bellows with 1982 first overall pick.
June 9: Pete Peeters acquired from Philadelphia for Brad McCrimmon.

1982-83
November 8: Stan Jonathan traded to Pittsburgh for cash.

1983-84
October 5: Dave Silk acquired from New York Rangers for Dave Barr.
January 3: Bob LaForest acquired from Los Angeles for Marco Baron.
February 3: Jim Nill acquired from Vancouver for Peter McNab.
March 6: John Blum acquired from Edmonton for Larry Melnyk.
June 21: Ken Linseman acquired from Edmonton for Mike Krushelnyski.

1984-85
October 15: Randy Hillier traded to Pittsburgh for 1985 fourth round draft pick (Peter Massey).
October 23: Charlie Simmer acquired from Los Angeles for 1985 first round draft pick (Don Gratton).
October 24: Louis Sleigher acquired from Quebec for Luc Dufour and 1985 fourth round draft pick (Peter Massey).
February 2: Morris Lukowich acquired from Winnipeg for Jim Nill.

1985-86
October 11: Bill Derlago acquired from Toronto for Tom Fergus.
November 14: Pat Riggin acquired from Washington for Pete Peeters.
January 30: Wade Campbell acquired from Winnipeg for Bill Derlago.
March 10: Reed Larson acquired from Detroit for Mike O'Connell.

March 11: Dwight Foster acquired from Detroit for Dave Donnelly.
May 19: Tom J. McCarthy acquired from Minnesota for 1986 third (Rob Zettler) and 1987 second (Scott McCrady) round draft picks.
June 6: Cam Neely and 1987 first round draft pick (Glen Wesley) acquired from Vancouver for Barry Pederson.

Few Boston trades have had the impact - on and off the ice - of the June 6, 1986 acquisition of Cam Neely.

1986-87
February 6: Roberto Romano acquired from Pittsburgh for Pat Riggin.
March 9: Paul Boutilier traded to Minnesota for 1987 fourth round draft pick (Darwin MacPherson).
June 1: John Blum acquired from Washington for 1988 seventh round draft pick (Brad Schlegal).

1987-88
October 6: Mike Stevens acquired from Vancouver for cash.
March 8: Moe Lemay acquired from Edmonton for Alan May.
March 8: Andy Moog acquired from Edmonton for Geoff Courtnall, Bill Ranford and 1988 second round draft pick (Petro Koivonen).

1988-89
November 3: Paul Guay acquired from Los Angeles for Dave Pasin.
December 30: Ray Neufeld acquired from Winnipeg for Moe Lemay.
January 22: Jay Miller traded to Los Angeles for future considerations (Steve Kasper for Bobby Carpenter, January 23, 1989).
January 23: Bobby Carpenter acquired from Los Angeles for Steve Kasper.
February 13: Ron Flockhart acquired from St. Louis for cash.
June 17: Tommy Lehmann traded to Edmonton for 1989 third round draft pick (Wes Walz).

1989-90
September 28: Bobby Gould acquired from Washington for future considerations (Alain Cote, October 2, 1989)
October 2: Mike Millar acquired from Washington for Alfie Turcotte.
December 13: Dave Christian acquired from Washington for Bobby Joyce.
January 6: Dave Poulin acquired from Philadelphia for Ken Linseman.
March 2: Brian Propp acquired from Philadelphia for 1990 second round draft pick (Terran Sandwith).
June 28: Chris Nilan acquired from New York Rangers for Greg Johnston and 1990 sixth round draft pick (Barry Young).

1990-91
August 21: Ken D. Hodge acquired from Minnesota for 1992 fourth round draft pick (Jere Lehtinen).
October 22: Vladimir Ruzicka acquired from Edmonton for Greg Hawgood.
November 9: Steve Bancroft acquired from Toronto for Robert Cimetta.
January 16: Petri Skriko acquired from Vancouver for 1992 second round draft pick (Michael Peca).
June 20: Jim Vesey acquired from Winnipeg for future considerations.
June 21: Steve Leach acquired from Washington for Randy Burridge.

1991-92
September 10: Norm Foster traded to Edmonton for 1992 sixth round draft pick (Jiri Dopita).
October 16: Al Stewart acquired from New Jersey for future considerations.
October 29: Brent Ashton acquired from Winnipeg for Petri Skriko.
November 22: Scott Arniel acquired from Winnipeg for future considerations.
January 2: Brian Dobbin, Gord Murphy and 1992 third (Sergei Zholtok) and 1993 fourth (Charles Paquette) round draft picks acquired from Philadelphia for Garry Galley, Wes Walz and 1993 third round draft pick (Milos Holan).
January 20: Daniel Berthiaume acquired from Los Angeles for future considerations.
February 7: Adam Oates acquired from St. Louis for Craig Janney and Stephane Quintal.
February 24: Brent Hughes and 1992 twelfth round draft pick (Evgeny Pavlov) acquired from Washington for John Byce and Dennis Smith.
June 10: Doug Evans acquired from Winnipeg for Daniel Berthiaume.

1992-93
September 2: David Shaw acquired from Minnesota for future considerations.
September 4: Darin Kimble and future considerations acquired from Tampa Bay for Matt Hervey and Ken D. Hodge.
October 28: Stephane Richer acquired from Tampa Bay for Bob Beers.
February 1: C. J. Young acquired from Calgary for Brent Ashton.
March 18: Daniel Marois acquired from New York Islanders for 1994 eighth round draft pick (Peter Hogardh).
June 20: Gord Murphy traded to Dallas for future considerations (Andy Moog for Jon Casey, June 25, 1993).
June 25: Jon Casey acquired from Dallas for Andy Moog.

1993-94
October 8: Paul Stanton acquired from Pittsburgh for 1994 third round draft pick (Greg Crozier).
October 29: Jon Morris acquired from San Jose for cash.
January 17: Vincent Riendeau acquired from Detroit for 1995 fifth round draft pick (Chad Wilchynski).
March 21: Al Iafrate acquired from Washington for Joe Juneau.

1994-95
August 19: Daniel Lacroix acquired from New York Rangers for Glen Featherstone.
August 26: Glen Wesley traded to Hartford for 1995 (Kyle McLaren), 1996 (Johnathan Aitken) and 1997 (Sergei Samsonov) first round draft picks.
February 10: Paul Stanton traded to New York Islanders for 1995 eighth round draft pick (Ray Schultz).
April 7: Craig Billington acquired from Ottawa for 1995 eighth round draft pick (Ray Schultz).

1995-96
August 2: Shawn McEachern and Kevin Stevens acquired from Pittsburgh for Glen Murray, Bryan Smolinski and 1996 third round draft pick (Boyd Kane).
August 17: David Shaw traded to Tampa Bay for 1996 third round draft pick (Jason Doyle).
October 2: Rick Zombo acquired from St. Louis for Fred Knipscheer.
December 9: Dean Chynoweth acquired from New York Islanders for 1996 fifth round draft pick (Petr Sachl).
January 11: Bill Ranford acquired from Edmonton for Sean Brown, Mariusz Czerkawski and 1996 first round draft pick (Matthieu Descoteaux).
January 25: Rick Tocchet acquired from Los Angeles for Kevin Stevens.
March 8: Kevin Sawyer and Steve Staios acquired from St. Louis for Steve Leach.
June 21: Jeff Odgers and 1996 fifth round draft pick (Elias Abrahamsson) acquired from San Jose for Al Iafrate.
June 22: Trent McCleary and 1995 third round draft pick (Eric Naud) acquired from Ottawa for Shawn McEachern.

1996-97
September 30: Rob DiMaio acquired from San Jose for 1997 fifth round draft pick (Adam Nittel).
November 22: Anders Myrvold and Landon Wilson acquired from Colorado for 1998 first round draft pick (Robyn Regehr).
March 1: Jason Allison, Jim Carey, Anson Carter and 1997 third round draft pick (Lee Goren) acquired from Washington for Bill Ranford, Adam Oates and Rick Tocchet.
June 21: Mike Sullivan acquired from Calgary for 1998 seventh round draft pick (Radek Duda).

1997-98
August 29: Byron Dafoe and Dmitri Khristich acquired from Los Angeles for Sandy Moger, Jozef Stumpel and 1998 fourth round draft pick (Pierre Dagenais).
March 3: Grant Ledyard acquired from Vancouver for 1998 eighth round draft pick (Curtis Valentine).

1998-99
November 7: Ken Belanger acquired from New York Islanders for Ted Donato.
June 25: Peter Ferraro acquired from Atlanta for Randy Robitaille.

1999-2000
March 6: Martin Grenier, Samuel Pahlsson, Brian Rolston and 2000 first round draft pick (Martin Samuelsson) acquired from Colorado for Ray Bourque and Dave Andreychuk.
March 10: Mike Knuble acquired from New York Rangers for Rob DiMaio.

2000-01
July 20: Kay Whitmore acquired from Edmonton for cash.
November 15: Bill Guerin and 2001 first round draft pick (Shaone Morrisonn) acquired from Edmonton for Anson Carter and 2001 first (Ales Hemsky) and second (Doug Lynch) round draft picks.
November 18: Andrei Nazarov and Patrick Traverse acquired from Anaheim for Samuel Pahlsson.
December 5: Sean Pronger traded to New York Islanders for cash.
February 21: Eric Weinrich acquired from Montreal for Patrick Traverse.
June 24: Ric Jackman acquired from Dallas for Cameron Mann.

2001-02
October 24: Glen Murray and Jozef Stumpel acquired from Los Angeles for Jason Allison and Mikko Eloranta.
January 12: Benoit Hogue acquired from Dallas for future considerations.
January 25: Andrei Nazarov traded to Phoenix for 2002 fifth round draft pick (Peter Hamerlik).
March 5: Marty McInnis acquired from Anaheim for 2002 third round draft pick (Brian Lee).
March 19: Sean Brown acquired from Edmonton for Bobby Allen.
March 29: Jeff Norton acquired from Florida for 2002 sixth round draft pick (Mikael Vuorio).

ALL-TIME TRADE REGISTER

May 13: Kris Vernarsky acquired from Toronto for Ric Jackman.
June 25: Steve Shields acquired from Anaheim for 2003 third round draft pick (Shane Hynes).

2002-03
January 6: Krzysztof Oliwa acquired from New York Rangers for 2004 ninth round draft pick (Christian Mahoney-Wilson).
January 13: John Grahame traded to Tampa Bay for 2004 fourth round draft pick (Jason Churchill).
January 17: Jay Henderson traded to New York Rangers for 2004 ninth round draft pick (Christian Mahoney-Wilson).
January 23: Jeff Hackett and Jeff Jillson acquired from San Jose for Kyle McLaren and 2004 fourth round draft pick (Torrey Mitchell).
March 11: Ian Moran acquired from Pittsburgh for 2003 fourth round draft pick (Paul Bissonnette).
March 11: Dan McGillis acquired from San Jose for 2003 second round draft pick (Ivan Baranka).
June 20: Jozef Stumpel and 2003 seventh round draft pick (Miroslav Hanuljak) traded to Los Angeles for 2003 fourth (Patrik Valcak) and 2004 second (Martins Karsums) round draft picks.

2003-04
October 3: Travis Green acquired from Columbus for 2004 sixth round draft pick (Lennart Petrell).
October 5: Steve Shields traded to Florida for cash.
January 17: Jiri Slegr acquired from Vancouver for future considerations.
March 3: Sergei Gonchar acquired from Washington for Shaone Morrisonn and 2004 first (Jeff Schultz) and second (Michail Yunkov) round draft picks.
March 4: Michael Nylander acquired from Washington for 2006 second round draft pick (Francois Bouchard).
March 9: Brad Boyes and future considerations (Andy Delmore) acquired from San Jose for Jeff Jillson.

2004-05
No Trades

2005-06
August 1: Brad Isbister acquired from Edmonton for 2006 fourth round draft pick (James Delory).
August 30: Yan Stastny traded to Edmonton for 2006 fourth round draft pick (James Delory).
November 6: Andy Hilbert traded to Chicago for 2006 fifth round draft pick (Shane Sims).
November 18: David Tanabe acquired from Phoenix for Dave Scatchard.
November 30: Brad Stuart, Marco Sturm and Wayne Primeau acquired from San Jose for Joe Thornton.
February 8: Brian Eklund acquired from Tampa Bay for Zdenek Blatny.
March 9: Marty Reasoner, Yan Stastny and 2006 second round draft pick (Milan Lucic) acquired from Edmonton for Sergei Samsonov.
June 15: Petr Tenkrat acquired from Toronto for 2006 seventh round draft pick (Chris Frank).
June 24: Tuukka Rask acquired from Toronto for Andrew Raycroft.
June 26: Paul Mara and 2007 third round draft pick (Maxime Macenauer) acquired from Phoenix for Nick Boynton and 2007 fourth round draft pick (Matt Frattin).

2006-07
November 13: Stanislav Chistov acquired from Anaheim for Phoenix's previously acquired 2007 third round draft pick (Maxime Macenauer).
November 14: Philippe Sauve acquired from Phoenix for Tyler Redenbach.
December 19: Wade Brookbank traded to Pittsburgh for cash.
January 16: Yan Stastny traded to St. Louis for 2007 fifth round draft pick (Denis Reul).
February 1: Milan Jurcina traded to Washington for 2008 fourth round draft pick (later traded to Calgary, T. J. Brodie).
February 3: Brandon Bochenski acquired from Chicago for Kris Versteeg.
February 10: Andrew Ference and Chuck Kobasew acquired from Calgary for Brad Stuart, Wayne Primeau and Washington's previously acquired 2008 fourth round draft pick (T. J. Brodie).
February 27: Aaron Ward acquired from New York Rangers for Paul Mara.
February 27: Dennis Wideman acquired from St. Louis for Brad Boyes.
May 16: Adam McQuaid acquired from Columbus for 2007 fifth round draft pick (Jamie Benn).
June 23: 2007 second round draft pick (Tommy Cross) acquired from Chicago for 2007 second (William Sweatt) and third (Maxime Tanguay) round draft picks.
June 23: 2007 sixth round draft pick (Radim Ostrcil) acquired from Colorado for 2008 sixth round draft pick (Joel Chouinard).

2007-08
July 1: Manny Fernandez acquired from Minnesota for Petr Kalus and 2009 fourth round draft pick (Alexander Fallstrom).
July 17: Peter Schaefer acquired from Ottawa for Shean Donovan.
July 23: Carl Soderberg acquired from St. Louis for Hannu Toivonen.
September 11: Petteri Nokelainen acquired from New York Islanders for Ben Walter and 2009 second round draft pick (Kevin Lynch).
September 24: Brett Skinner and Nathan Saunders acquired from Anaheim for Mark Mowers.
December 6: Alex Auld acquired from Phoenix for Nate DiCasmirro and 2009 fifth round draft pick (Jeff Costello).
January 2: Shane Hnidy acquired from Anaheim with 2008 sixth round draft pick (Nicholas Tremblay) for Brandon Bochenski.
May 27: Matt Marquardt acquired from Columbus for Jonathan Sigalet.
June 21: 2008 fourth round draft pick (Jamie Arniel) acquired from Columbus for 2008 fourth (Steven Delisle) and fifth (Brent Regner) round draft picks.
June 24: Johnny Boychuk acquired from Colorado for Matt Hendricks.

2008-09
July 24: Martin St. Pierre acquired from Chicago for Pascal Pelletier.
October 13: Ned Lukacevic and 2009 fourth round draft pick (Lane MacDermid) acquired from Philadelphia for Andrew Alberts.
March 4: Steve Montador acquired from Anaheim for Petteri Nokelainen.
March 4: Mark Recchi and 2010 second round draft pick (later traded to Florida, Alexander Petrovic) acquired from Tampa Bay for Matt Lashoff and Martins Karsums.

2009-10
July 24: 2010 fourth round draft pick (Craig Cunningham) and Patrick Eaves acquired from Carolina for Aaron Ward.
September 18: 2010 first (Tyler Seguin) and second (Jared Knight) round and 2011 first (Dougie Hamilton) round draft picks acquired from Toronto for Phil Kessel.
October 18: 2011 second round draft pick (Alexander Khokhlachev), Craig Weller and Alexander Fallstrom acquired from Minnesota for Chuck Kobasew.
October 20: Daniel Paille acquired from Buffalo for 2010 third round draft pick (Kevin Sundher).
March 2: Steve Kampfer acquired from Anaheim for 2010 fourth round draft pick (Justin Shugg).
March 2: Cody Wild acquired from Edmonton for Matt Marquardt.
March 3: 2011 third round draft pick (Anthony Camara) acquired from Phoenix for Derek Morris.
March 3: Dennis Seidenberg and Matt Bartkowski acquired from Florida for Byron Bitz, Craig Weller and Tampa Bay's 2010 second round draft pick (Alexander Petrovic).
June 22: Nathan Horton and Gregory Campbell acquired from Florida for Dennis Wideman, 2010 first round draft pick (Derek Forbort) and 2011 third round draft pick (Kyle Rau).
June 26: 2010 seventh round draft pick (Zach Trotman) acquired from Chicago for 2011 seventh round draft pick (Johan Mattson).
June 26: David Warsofsky acquired from St. Louis for Vladimir Sobotka.

2010-11
November 29: Colby Cohen acquired from Colorado for Matt Hunwick.
December 9: Juraj Simek acquired from Tampa Bay for Levi Nelson.
December 9: Sean Zimmerman acquired from Florida for Jeff LoVecchio and Jordan Knackstedt.
December 11: Future considerations acquired from Los Angeles for Marco Sturm.
February 15: Chris Kelly acquired from Ottawa for 2011 second round draft pick (Shane Prince).
February 18: Rich Peverley and Boris Valabik acquired from Atlanta for Mark Stuart and Blake Wheeler.
February 18: Tomas Kaberle acquired from Toronto for Joe Colborne, 2011 first round (Rickard Rakell) and 2012 second round (Mike Winther) draft picks.
February 27: David Laliberte and Stefan Chaput acquired from Anaheim for Brian McGrattan and Sean Zimmerman.
February 28: Anton Khudobin acquired from Minnesota for Jeff Penner and Mikko Lehtonen.

2011-12
July 5: Joe Corvo acquired from Carolina for 2012 fourth round draft pick (Trevor Carrick).
February 27: Brian Rolston and Mike Mottau acquired from New York Islanders for Yannic Riendeau and Marc Cantin.
February 27: Greg Zanon acquired from Minnesota for Steven Kampfer.
March 20: Yuri Alexandrov traded to New York Islanders for future considerations.
May 26: Chris Bourque acquired from Washington for Zach Hamill.
June 23: Michel Ouellet and 2012 fifth round draft pick (Seth Griffith) acquired from Tampa Bay for Benoit Pouliot.

2012-13
February 7: Tim Thomas traded to New York Islanders for future considerations.
April 2: Jaromir Jagr acquired from Dallas for Lane MacDermid, Cody Payne and 2013 first round draft pick (Jason Dickinson).
April 2: Rob Flick acquired from Chicago for Max Sauve.
April 3: Wade Redden acquired from St. Louis for 2014 sixth round draft pick (Samuel Blais).

2013-14
July 4: Loui Eriksson, Matt Fraser, Reilly Smith and Joe Morrow acquired from Dallas for Tyler Seguin, Rich Peverley and Ryan Button.
February 7: Blake Parlett acquired from Columbus for Carter Camper.
March 5: Andrej Meszaros acquired from Philadelphia for 2014 third round draft pick (Mark Friedman).

Note - Trade register is current through September 1, 2014

ALL-TIME DRAFT SELECTIONS

LEGEND:

Rd	O'All	Player	Pos	From
1963 NHL Amateur Draft				
1	3	Orest Romashya	N/A	Jr. C
2	9	Terrance Lane	N/A	Midget
3	14	Roger Bamburak	RW	Cdn HS
4	19	Jim Blair	N/A	Midget
1964 NHL Amateur Draft				
1	2	Alec Campbell	RW	Midget
2	8	Jim Booth	LW	OHL
3	14	Ken Dryden	G	Jr. B
4	20	Allister Blair	N/A	Jr. B
1965 NHL Amateur Draft				
1	4	Joe Bailey	N/A	Jr. B
2	9	Bill Ramsay	N/A	MJHL
1966 NHL Amateur Draft				
1	1	Barry Gibbs	D	SJHL
2	7	Rick Smith	D	OHA
3	13	Garnet "Ace" Bailey	LW	CMJHL
4	19	Tom Webster	RW	OHA
1967 NHL Amateur Draft				
1	10	Meehan Bonnar	RW	Jr. B
1968 NHL Amateur Draft				
1	12	Danny Schock	LW	SJHL
2	18	Fraser Rice	C	QJHL
2	24	Brian St. John	C	CIAU
1969 NHL Amateur Draft				
1	3	Don Tannahill	LW	OHA
1	4	Frank Spring	RW	WCJHL
1	11	Ivan Boldirev	C	OHA
2	22	Art Quoquochi	RW	N/A
3	34	Nels Jacobsen	LW	N/A
4	46	Ron Fairbrother	LW	N/A
5	58	Jeremy Wright	C	N/A
6	69	Jim Jones	D	OHA
1970 NHL Amateur Draft				
1	3	Reggie Leach	RW	WCJHL
1	4	Rick MacLeish	C	OHA
1	9	Ron Plumb	D	OHA
1	13	Bob Stewart	D	OHA
2	27	Dan Bouchard	G	OHA
3	41	Ray Brownlee	C	N/A
4	55	Gordon Davies	LW	N/A
4	69	Bob Roselle	LW	N/A
5	83	Murray Wing	D	WCHA
6	96	Glen Siddall	LW	N/A
1971 NHL Amateur Draft				
1	6	Ron Jones	D	WCJHL
1	14	Terry O'Reilly	RW	OHA
2	28	Curt Ridley	G	WCJHL
3	42	Dave Bonter	C	N/A
4	56	David Hynes	LW	ECAC
5	70	Bert Scott	C	N/A
6	84	Rob McMahon	D	N/A
1972 NHL Amateur Draft				
1	16	Mike Bloom	LW	OMJHL
2	32	Wayne Elder	D	N/A
3	48	Michel Boudreau	C	N/A
4	64	Les Jackson	LW	N/A
5	80	Brian Coates	LW	N/A
6	96	Peter Gaw	RW	N/A
7	112	Gordie Clark	RW	ECAC
8	128	Roy Carmichael	D	N/A
1973 NHL Amateur Draft				
1	6	Andre Savard	C	QMJHL
2	31	Jim Jones	RW	OMJHL
3	36	Doug Gibson	C	OMJHL
3	47	Al Sims	D	QMJHL
4	63	Steve Langdon	LW	OMJHL
5	79	Peter Crosbie	G	N/A
6	95	J. P. Bourgouyne	D	N/A
7	111	Walter Johnson	RW	N/A
8	127	Virgil Gates	D	N/A
9	142	Jim Pettie	G	OMJHL
1974 NHL Amateur Draft				
1	18	Don Larway	RW	N/A
2	25	Mark Howe	D	WHA
2	36	Peter Sturgeon	LW	OMJHL
3	54	Tom Edur	D	OMJHL
4	72	Bill Reed	D	N/A
5	90	Jim Bateman	LW	N/A
6	108	Bill Best	LW	N/A
7	126	Ray Maluta	D	WCJHL
8	143	Darryl Drader	D	N/A
9	160	Peter Roberts	C	N/A
10	175	Peter Waselovich	G	N/A
1975 NHL Amateur Draft				
1	14	Doug Halward	D	OMJHL
2	32	Barry Smith	C	WCJHL
4	60	Rick Adduono	C	OMJHL
5	68	Denis Daigle	LW	N/A
6	86	Stan Jonathan	LW	OMJHL
7	104	Matti Hagman	C	Finland
8	122	Gary Carr	G	N/A
9	140	Bo Berglund	LW	N/A
10	156	Joe Rando	D	N/A
11	171	Kevin Nugent	G	N/A
1976 NHL Amateur Draft				
1	16	Clayton Pachal	LW	WCJHL
2	34	Lorry Gloeckner	D	WCJHL
4	70	Bob Miller	C	OMJHL
5	88	Peter Vandemark	LW	OMJHL
6	106	Ted Olson	LW	WCJHL
1977 NHL Amateur Draft				
1	16	Dwight Foster	RW	OMJHL
2	34	Dave Parro	G	WHL
3	52	Mike Forbes	D	OMJHL
4	70	Brian McGregor	RW	WHL
5	88	Doug Butler	D	N/A
6	106	Keith Johnson	D	WHL
7	122	Ralph Cox	RW	ECAC
8	138	Mario Claude	D	QMJHL
1978 NHL Amateur Draft				
1	16	Al Secord	LW	OHA
2	35	Graeme Nicolson	D	QMJHL
3	52	Brad Knelson	D	WHL
4	68	George Buat	RW	WHL
5	85	Darryl MacLeod	LW	ECAC
6	102	Jeff Brubaker	LW	OMJHL
7	119	Murray Skinner	G	CCHA
8	136	Richard Hehir	C	ECAC
9	153	Craig MacTavish	C	ECAC II
1979 NHL Entry Draft				
1	8	Ray Bourque	D	QMJHL
1	15	Brad McCrimmon	D	WHL
2	36	Doug Morrison	RW	WHL
3	57	Keith Crowder	RW	OMJHL
4	78	Larry Melnyk	D	WHL
5	99	Marco Baron	G	QMJHL
6	120	Mike Krushelnyski	C	QMJHL
1980 NHL Entry Draft				
1	18	Barry Pederson	C	WHL
3	60	Tom Fergus	C	OMJHL
4	81	Steve Kasper	C	QMJHL
5	102	Randy Hillier	D	OMJHL
6	123	Steve Lyons	LW	USHS
7	144	Tony McMurchy	C	WHL
8	165	Mike Moffat	G	OMJHL
9	186	Michael Thelven	D	Sweden
10	207	Jens Ohling	LW	Sweden
1981 NHL Entry Draft				
1	14	Normand Leveille	LW	QMJHL
2	35	Luc Dufour	LW	QMJHL
4	77	Scott McLellan	RW	OHL
5	98	Joe Mantione	G	OHL
6	119	Bruce Milton	D	ECAC
7	140	Mats Thelin	D	Sweden
8	161	Armel Parisee	D	QMJHL
9	182	Don Sylvestri	G	ECAC
10	203	Richard Bourque	LW	QMJHL
1982 NHL Entry Draft				
1	1	Gord Kluzak	D	WHL
2	22	Brian Curran	D	WHL
2	39	Lyndon Byers	RW	WHL
3	60	Dave Reid	LW	OHL
5	102	Bob Nicholson	D	OHL
6	123	Bob Sweeney	C	USHS
7	144	John Meulenbrooks	D	Jr. B
8	165	Tony Fiore	C	QMJHL
9	186	Doug Kostynski	C	WHL
10	207	Tony Gilliard	LW	N/A
11	228	Tommy Lehmann	C	Sweden
12	249	Bruno Campese	G	CCHA
1983 NHL Entry Draft				
1	17	Nevin Markwart	LW	WHL
2	42	Greg Johnston	RW	OHL
3	63	Greg Puhalski	LW	OHL
4	84	Alain Larochelle	G	WHL
5	105	Allen Pedersen	D	WHL
6	126	Terry Taillefer	G	Tier II
7	147	Ian Armstrong	D	OHL
8	168	Francois Olivier	LW	QMJHL
9	189	Harri Laurila	D	Finland
10	210	Paul Fitzsimmons	D	ECAC
11	231	Norm Foster	G	Tier II
12	252	Greg Murphy	D	USHS
1984 NHL Entry Draft				
1	19	Dave Pasin	RW	WHL
2	40	Ray Podloski	C	WHL
3	61	Jeff Cornelius	D	OHL
4	82	Bobby Joyce	LW	Cdn HS
5	103	Mike Bishop	G	OHL
6	124	Randy Oswald	D	WCHA
7	145	Mark Thietke	C	WHL
8	166	Don Sweeney	D	USHS
9	186	Kevin Heffernan	C	USHS
10	207	J. D. Urbanic	LW	OHL
11	227	Bill Kopecky	C	USHS
12	248	Jim Newhouse	LW	USHS
1985 NHL Entry Draft				
2	31	Alain Cote	D	QMJHL
3	52	Bill Ranford	G	WHL
4	73	Jaime Kelly	RW	USHS
5	94	Steve Moore	D	Jr. B
6	115	Gord Hynes	D	WHL
7	136	Per Martinelle	RW	Sweden
8	157	Randy Burridge	LW	OHL
9	178	Gord Cruickshank	C	HE
10	199	Dave Buda	LW	Jr. B
10	210	Bob Beers	D	NYJHL
11	220	John Byce	C	USHS
12	241	Marc West	C	Jr. B
1986 NHL Entry Draft				
1	13	Craig Janney	C	HE
2	34	Pekka Tirkkonen	C	Sweden
4	76	Dean Hall	C	Cdn HS
5	97	Matt Pesklewis	LW	WHL
6	118	Garth Premak	D	WHL
7	139	Paul Beraldo	RW	OHL
8	160	Brian Ferreira	RW	USHS
9	181	Jeff Flaherty	RW	USHS
10	202	Greg Hawgood	D	WHL
11	223	Steffan Malmqvist	C	Sweden
12	244	Joel Gardner	C	Jr. B
1987 NHL Entry Draft				
1	3	Glen Wesley	D	WHL
1	14	Stephane Quintal	D	QMJHL
3	56	Todd Lalonde	LW	OHL
4	67	Darwin MacPherson	D	WHL
4	77	Matt DelGuidice	G	ECAC II
5	98	Ted Donato	C	USHS
6	119	Matt Glennon	LW	USHS
7	140	Rob Cheevers	C	HE
8	161	Chris Winnes	RW	USHS
9	182	Paul Ohman	D	USHS
10	203	Casey Jones	C	ECAC
11	224	Eric Lemarque	RW	WCHA
12	245	Sean Gorman	D	USHS
1988 NHL Entry Draft				
1	18	Robert Cimetta	LW	OHL
3	60	Steve Heinze	RW	USHS
4	81	Joe Juneau	C	ECAC
5	102	Daniel Murphy	D	ECAC II
6	123	Derek Geary	RW	USHS
8	165	Mark Krys	D	HE
9	186	Jon Rohloff	D	USHS
11	228	Eric Reisman	D	CCHA
12	249	Doug Jones	D	OHL
Supp	--	Chris Harvey	G	ECAC
1989 NHL Entry Draft				
1	17	Shayne Stevenson	RW	OHL
2	38	Mike Parson	G	OHL
3	57	Wes Walz	C	WHL
4	80	Jackson Penney	C	WHL
5	101	Mark Montanari	C	OHL

ALL-TIME DRAFT SELECTIONS

6	122	Stephen Foster	D	USHS
7	143	Oto Huscak	RW	Czech.
8	164	Rick Allain	D	OHL
9	185	James Lavish	RW	USHS
10	206	Geoff Simpson	D	Tier II
11	227	David Franzosa	LW	HE
Supp	--	Jeff Schulman	D	ECAC

1990 NHL Entry Draft

1	21	Bryan Smolinski	C	CCHA
3	63	Cam Stewart	C	Jr. B
4	84	Jerome Buckley	RW	USHS
5	105	Mike Bales	G	CCHA
6	126	Mark Woolf	RW	WHL
7	147	Jim Mackey	D	USHS
8	168	John Gruden	D	Jr. A
9	189	Darren Wetherill	D	Tier II
10	210	Dean Capuano	D	USHS
11	231	Andy Bezeau	LW	OHL
12	252	Ted Miskolczi	RW	OHL
Supp	--	Howard Rosenblatt	RW	HE

1991 NHL Entry Draft

1	18	Glen Murray	RW	OHL
2	40	Jozef Stumpel	LW	Czech.
3	62	Marcel Cousineau	G	QMJHL
4	84	Brad Tiley	D	OHL
5	106	Mariusz Czerkawski	RW	Poland
7	150	Gary Golczewski	LW	USHS
8	172	John Moser	D	USHS
9	194	Dan Hodge	D	HE
10	216	Steve Norton	D	CCHA
11	238	Steve Lombardi	C	USHS
12	260	Torsten Kienass	D	Germany
Supp	24	Peter Allen	D	ECAC

1992 NHL Entry Draft

1	16	Dmitri Kvartalnov	LW	IHL
3	55	Sergei Zholtok	LW	CIS
5	112	Scott Bailey	G	WHL
6	133	Jiri Dopita	C	Czech.
6	136	Grigori Panteleev	LW	CIS
8	184	Kurt Seher	D	WHL
9	208	Mattias Timander	D	Sweden
10	232	Chris Crombie	LW	OHL
11	256	Denis Chervyakov	D	CIS
12	257	Eugene Pavlov	LW	CIS

1993 NHL Entry Draft

1	25	Kevyn Adams	C	CCHA
2	51	Matt Alvey	RW	Jr. B
4	88	Charles Paquette	D	QMJHL
4	103	Shawn Bates	C	USHS
5	129	Andrei Sapozhnikov	D	CIS
6	155	Milt Mastad	D	WHL
7	181	Ryan Golden	C	USHS
8	207	Hal Gill	D	USHS
9	233	Joel Prpic	C	Jr. B
10	259	Joakim Persson	G	Sweden

1994 NHL Entry Draft

1	21	Evgeni Ryabchikov	G	CIS
2	47	Daniel Goneau	LW	QMJHL
4	99	Eric Nickulas	C	USHS
5	125	Darren Wright	D	WHL
6	151	Andre Roy	LW	QMJHL
7	177	Jeremy Schaefer	LW	WHL
9	229	John Grahame	G	Jr. A
10	255	Neil Savary	G	QMJHL
11	281	Andrei Yakhanov	D	CIS

1995 NHL Entry Draft

1	9	Kyle McLaren	D	WHL
1	21	Sean Brown	D	OHL
2	47	Paxton Schafer	G	WHL
3	73	Bill McCauley	C	OHL
4	99	Cameron Mann	RW	OHL
6	151	Yevgeny Shaldybin	D	CIS
7	177	Per-Johan Axelsson	LW	Sweden
8	203	Sergei Zhukov	D	CIS
9	229	Jonathan Murphy	D	OHL

1996 NHL Entry Draft

1	8	Johnathan Aitken	D	WHL
2	45	Henry Kuster	RW	WHL
3	53	Eric Naud	LW	QMJHL
3	80	Jason Doyle	RW	OHL
4	100	Trent Whitfield	C	WHL
5	132	Elias Abrahamsson	D	QMJHL
6	155	Chris Lane	D	WHL
7	182	Tom Brown	D	OHL
8	208	Bob Prier	RW	ECAC
9	234	Anders Soderberg	LW	Sweden

1997 NHL Entry Draft

1	1	Joe Thornton	C	OHL
1	8	Sergei Samsonov	LW	IHL
2	27	Ben Clymer	D	WCHA
3	54	Mattias Karlin	C	Sweden
3	63	Lee Goren	RW	WCHA
4	81	Karol Bartanus	RW	QMJHL
6	135	Denis Timofeev	D	Russia
7	162	Joel Trottier	RW	OHL
7	180	Jim Baxter	D	OHL
8	191	Antti Laaksonen	LW	WCHA
9	218	Eric Van Acker	D	QMJHL
9	246	Jay Henderson	LW	WHL

1998 NHL Entry Draft

2	48	Jonathan Girard	D	QMJHL
2	52	Bobby Allen	D	HE
3	78	Peter Nordstrom	RW	Sweden
5	135	Andrew Raycroft	G	OHL
6	165	Ryan Milanovic	LW	OHL

1999 NHL Entry Draft

1	21	Nick Boynton	D	OHL
2	56	Matt Zultek	LW	OHL
3	89	Kyle Wanvig	RW	WHL
4	118	Jaakko Harikkala	D	Finland
5	147	Seamus Kotyk	G	OHL
6	179	Donald Choukalos	G	WHL
7	207	Greg Barber	RW	BCJHL
8	236	John Cronin	D	USHS
9	247	Mikko Eloranta	LW	Finland
9	264	Georgijs Pujacs	D	Latvia

2000 NHL Entry Draft

1	7	Lars Jonsson	D	Sweden
1	27	Martin Samuelsson	LW	Sweden
2	37	Andy Hilbert	C	CCHA
2	59	Ivan Huml	LW	BCHL
3	66	Tuukka Makela	D	Finland
3	73	Sergei Zinovjev	C	Russia
4	103	Brett Nowak	C	ECAC
6	174	Jarno Kultanen	D	Finland
7	204	Chris Berti	C	OHL
8	237	Zdenek Kutlak	D	Czech.
9	268	Pavel Kolarik	D	Czech.
9	279	Andrea Lindstrom	LW	Sweden

2001 NHL Entry Draft

1	19	Shaone Morrisonn	D	WHL
3	77	Darren McLachlan	LW	WHL
4	111	Matti Kaltiainen	G	Finland
5	147	Jiri Jakes	RW	WHL
6	179	Andrew Alberts	D	USHL
7	209	Jordan Sigalet	G	BCJHL
8	241	Milan Jurcina	D	QMJHL
9	282	Marcel Rodman	RW	OHL

2002 NHL Entry Draft

1	29	Hannu Toivonen	G	Finland
2	56	Vladislav Evseev	LW	Russia
4	130	Jan Kubista	RW	Czech.
5	153	Peter Hamerlik	G	OHL
7	228	Dmitri Utkin	LW	Russia
8	259	Yan Stastny	C	CCHA
9	290	Pavel Frolov	LW	Russia

2003 NHL Entry Draft

1	21	Mark Stuart	D	WCHA
2	45	Patrice Bergeron	C	QMJHL
2	66	Masi Marjamaki	LW	WHL
4	107	Byron Bitz	RW	BCHL
4	118	Frank Rediker	D	OHL
4	129	Patrik Valcak	LW	Czech.
5	153	Mike Brown	G	OHL
6	183	Nate Thompson	C	WHL
8	247	Benoit Mondou	C	QMJHL
9	277	Kevin Regan	G	USHS

2004 NHL Entry Draft

2	63	David Krejci	C	Czech.
2	64	Martins Karsums	RW	QMJHL
4	108	Ashton Rome	RW	WHL
5	134	Kris Versteeg	RW	WHL
5	160	Ben Walter	C	HE
7	224	Matt Hunwick	D	CCHA
8	255	Anton Hedman	C	Sweden

2005 NHL Entry Draft

1	22	Matt Lashoff	D	OHL
2	39	Petr Kalus	RW	Czech.
3	83	Mikko Lehtonen	RW	Finland
4	100	Jonathan Sigalet	D	CCHA
4	106	Vladimir Sobotka	C	Czech.
5	154	Wacey Rabbit	C	WHL
6	172	Lukas Vantuch	C	Czech.
7	217	Brock Bradford	C	USHL

2006 NHL Entry Draft

1	5	Phil Kessel	C	WCHA
2	37	Yuri Alexandrov	D	Russia
2	50	Milan Lucic	LW	WHL
3	71	Brad Marchand	C	QMJHL
5	128	Andrew Bodnarchuk	D	QMJHL
6	158	Levi Nelson	C	WHL

2007 NHL Entry Draft

1	8	Zach Hamill	C	WHL
2	35	Tommy Cross	D	USHS
5	130	Denis Reul	D	Germany
6	159	Alain Goulet	D	OPJRA
6	169	Radim Ostrcil	D	Czech.
7	189	Jordan Knackstedt	RW	WHL

2008 NHL Entry Draft

1	16	Joe Colborne	C	AJHL
2	47	Maxime Sauve	C	QMJHL
3	77	Michael Hutchinson	G	OHL
4	97	Jamie Arniel	C	OHL
6	173	Nicholas Tremblay	C	CJHL
7	197	Mark Goggin	C	USHS

2009 NHL Entry Draft

1	25	Jordan Caron	RW	QMJHL
3	86	Ryan Button	D	WHL
4	112	Lane MacDermid	LW	OHL
6	176	Tyler Randell	RW	OHL
7	206	Ben Sexton	C	CJHL

2010 NHL Entry Draft

1	2	Tyler Seguin	C	OHL
2	32	Jared Knight	C	OHL
2	45	Ryan Spooner	C	OHL
4	97	Craig Cunningham	LW	WHL
5	135	Justin Florek	LW	CCHA
6	165	Zane Gothberg	G	USHS
7	195	Maxim Chudinov	D	Russia
7	210	Zach Trotman	D	CCHA

2011 NHL Entry Draft

1	9	Dougie Hamilton	D	OHL
2	40	Alexander Khokhlachev	C/LW	OHL
3	81	Anthony Camara	LW	OHL
4	121	Brian Ferlin	RW	USHL
5	151	Rob O'Gara	D	USHS
6	181	Lars Volden	G	Finland

2012 NHL Entry Draft

1	24	Malcolm Subban	G	OHL
3	85	Matt Grzelcyk	D	USHL
5	131	Seth Griffith	C	OHL
5	145	Cody Payne	RW	OHL
6	175	Matthew Benning	D	AJHL
7	205	Colton Hargrove	LW	USHL

2013 NHL Entry Draft

2	60	Linus Arnesson	D	Sweden
3	90	Peter Cehlarik	LW	Sweden
4	120	Ryan Fitzgerald	C	EJHL
5	150	Wiley Sherman	D	USHS
6	180	Anton Blidh	LW	Sweden
7	210	Mitchell Dempsey	LW	OHL

2014 NHL Entry Draft

1	25	David Pastrnak	RW	Sweden
2	56	Ryan Donato	C	USHS
4	116	Danton Heinen	C/W	BCHL
5	146	Anders Bjork	LW	USHL
6	206	Emil Johansson	D	Sweden

The Most Live Sports experienced like never before.

THE X1 ENTERTAINMENT OPERATING SYSTEM®

XFINITY® on the X1 Entertainment Operating System® delivers the simplest, fastest and most complete way to access all your entertainment on all your screens. You can stream any channel live and XFINITY On Demand™ on any device around your home. Plus with the sports app, track scores of multiple games all while watching the Bruins.

XFINITY has the fastest in-home WiFi, so you can watch live sports, TV shows and movies on all of your devices.

XFINITY – YOUR HOME FOR THE MOST LIVE SPORTS

1-800-XFINITY | comcast.com/x1

Proud Sponsor of the Boston Bruins

xfinity
the future of awesome®

Restrictions apply. Not available in all areas. WiFi claim based on April and October studies by Allion Test Labs, Inc. Actual speeds vary and are not guaranteed. Most live sports available with Digital Preferred TV and WatchESPN. Live streaming of pay per view and music choice channels not available on mobile devices. Call for restrictions and complete details. © 2014 Comcast. All rights reserved.

VS. THE NHL

ANAHEIM DUCKS

Honda Center
2695 East Katella Avenue
Anaheim, California 92806
(714) 940-2900
www.anaheimducks.com

HOCKEY OPERATIONS:
Executive Vice President & General Manager ..... Bob Murray
Senior Vice President of Hockey Operations ..... David McNab
Director of Player Personnel ..... Rick Paterson

COACHING STAFF:
Head Coach ..... Bruce Boudreau
Assistant Coaches ..... Brad Lauer, Scott Niedermayer, Trent Yawney
Goaltending Consultant ..... Dwayne Roloson

COMMUNICATIONS STAFF:
Director of Media & Communications ..... Alex Gilchrist
Media & Communications Manager ..... Steve Hoem
Communications Associate ..... Keren Lynch

KEY STATS:
22nd NHL season (began play in 1993)
Arena: Honda Center (capacity 17,174)
Stanley Cups: 1 (2007)
2013-14 Regular Season: 54-20-8 (116 pts, 1st in Pacific/1st in West)
2014 Playoffs: Lost in Round Two to Los Angeles in seven games

LAST BOSTON-ANAHEIM TRADE:
February 27, 2011: Boston acquired David Laliberte and Stefan Chaput from Anaheim for Brian McGrattan and Sean Zimmerman.

2014-2015 SERIES SCHEDULE:

At Boston:
Thursday, March 26

At Anaheim:
Monday, December 1

LIFETIME RECORD vs. ANAHEIM:

At Home:

GP	W	L	T	OTL	GF	GA	PTS
13	7	6	0	0	37	38	14

On the Road:

GP	W	L	T	OTL	GF	GA	PTS
13	6	5	2	0	33	31	14

Overall:

GP	W	L	T	OTL	GF	GA	PTS
26	13	11	2	0	70	69	28

ENTERING 2014-2015:

Current Streak, Home 1-0-0
Current Streak, Road 0-1-0
Current Streak, Overall 0-1-0

Lifetime Shutouts For ..... 2 (1 Home; 1 Road)
Lifetime Shutouts Against ..... 3 (2 Home; 1 Road)

Lifetime Overtime Record, Home 2-0-0
Lifetime Overtime Record, Road 2-1-2
Lifetime Overtime Record, Overall 4-1-2

Lifetime Shootout Record, Home 1-0
Lifetime Shootout Record, Road 0-0
Lifetime Shootout Record, Overall 1-0

THE LAST TIME vs. ANAHEIM:

Boston Home Win ..... October 31, 2013 (3-2/SO)
Boston Road Win ..... March 25, 2012 (3-2)

Anaheim Home Win ..... January 7, 2014 (5-2)
Anaheim Road Win ..... December 20, 2010 (3-0)

Boston Series Sweep 2011-12 (1-0-0)
Anaheim Series Sweep 2010-11 (1-0-0)

Boston Home Shutout ..... February 26, 2009 (6-0, Tim Thomas)
Boston Road Shutout ..... October 13, 1997 (3-0, Jim Carey)
Anaheim Home Shutout ..... October 21, 1998 (3-0, Guy Hebert)
Anaheim Road Shutout ..... December 20, 2010 (3-0, Jonas Hiller)

Boston Home Overtime Win ..... October 31, 2013 (3-2; Jarome Iginla, Shootout)
Boston Road Overtime Win ..... October 19, 2003 (4-3; Sergei Samsonov, 4:08)
Anaheim Home Overtime Win ..... February 21, 1996 (4-3; Alex Hicks, 1:35)
Anaheim Road Overtime Win ..... None

THE LONGEST BOSTON:

Win Streak vs. Anaheim 2-0-0-0 (2x)
Losing Streak vs. Anaheim 0-3-0-0
Point Streak vs. Anaheim 2-0-1-0 (2x)

Home Win Streak vs. Anaheim 2-0-0-0 (2x)
Home Losing Streak vs. Anaheim 0-2-0-0 (2x)
Home Point Streak vs. Anaheim 2-0-0-0 (2x)

Road Win Streak vs. Anaheim 2-0-0-0 (2x)
Road Losing Streak vs. Anaheim 0-2-0-0
Road Point Streak vs. Anaheim 3-0-1-0

ARIZONA COYOTES

6751 N. Sunset Boulevard, #200
Glendale, Arizona 85305
(623) 772-3200
www.ArizonaCoyotes.com

HOCKEY OPERATIONS:
Executive Vice President & General Manager ..... Don Maloney
Senior Vice President & Assistant General Manager ..... Darcy Regier
Assistant to the General Manager ..... Sean Burke

COACHING STAFF:
Head Coach ..... Dave Tippett
Associate Coach ..... Jim Playfair
Assistant Coach ..... Newell Brown
Goaltending Coach ..... Sean Burke

COMMUNICATIONS STAFF:
Vice President of Communications ..... Rich Nairn
Director of Media Relations ..... Chris Wojcik
Media Relations Coordinator ..... Greg Dillard

KEY STATS:
36th NHL season (began play in Winnipeg in 1979; moved to Phoenix in 1996)
Arena: Gila River Arena (capacity 17,125)
Stanley Cups: 0
2013-14 Regular Season: 37-30-15 (89 pts, 4th in Pacific/9th in West)
2014 Playoffs: Did Not Qualify

LAST BOSTON-ARIZONA TRADE:
March 3, 2010: Boston acquired 2011 third round draft pick (Anthony Camara) from Phoenix for Derek Morris.

2014-2015 SERIES SCHEDULE:

At Boston:
Saturday, February 28

At Arizona:
Saturday, December 6

LIFETIME RECORD vs. ARIZONA:

At Home:

GP	W	L	T	OTL	GF	GA	PTS
34	23	6	4	1	142	102	51

On the Road:

GP	W	L	T	OTL	GF	GA	PTS
35	18	14	3	0	115	109	39

Overall:

GP	W	L	T	OTL	GF	GA	PTS
69	41	20	7	1	257	211	90

ENTERING 2014-2015:

Current Streak, Home 1-0-0
Current Streak, Road 3-0-0
Current Streak, Overall 4-0-0

Lifetime Shutouts For ..... 3 (2 Home; 1 Road)
Lifetime Shutouts Against ..... 1 (0 Home; 1 Road)

Lifetime Overtime Record, Home 1-1-2
Lifetime Overtime Record, Road 2-1-2
Lifetime Overtime Record, Overall 3-2-4

Lifetime Shootout Record, Home 0-0
Lifetime Shootout Record, Road 0-0
Lifetime Shootout Record, Overall 0-0

THE LAST TIME vs. ARIZONA:

Boston Home Win ..... March 13, 2014 (2-1)
Boston Road Win ..... March 22, 2014 (4-2)

Arizona Home Win ..... October 17, 2009 (4-1)
Arizona Road Win ..... *October 9, 2010 (5-2)

Boston Series Sweep 2013-14 (2-0-0)
Arizona Series Sweep 2009-10 (1-0-0)

Boston Home Shutout ..... December 13, 1999 (2-0, Byron Dafoe)
Boston Road Shutout ..... *October 10, 2010 (3-0, Tim Thomas)
Arizona Home Shutout ..... December 28, 1990 (6-0, Bob Essensa)
Arizona Road Shutout ..... None

Boston Home Overtime Win ..... March 24, 1988 (4-3; Ray Bourque, 0:52)
Boston Road Overtime Win ..... December 28, 2011 (2-1; Dennis Seidenberg, 0:58)
Arizona Home Overtime Win ..... February 15, 1997 (5-4; Jayson More, 1:14)
Arizona Road Overtime Win ..... December 11, 2005 (2-1; Ladislav Nagy, 0:30)

THE LONGEST BOSTON:

Win Streak vs. Arizona 5-0-0-0 (3x)
Losing Streak vs. Arizona 0-2-0-0 (4x)
Point Streak vs. Arizona 7-0-2-0

Home Win Streak vs. Arizona 5-0-0-0 (2x)
Home Losing Streak vs. Arizona 0-2-0-1
Home Point Streak vs. Arizona 7-0-2-0

Road Win Streak vs. Arizona 3-0-0-0 (3x)
Road Losing Streak vs. Arizona 0-4-0-0
Road Point Streak vs. Arizona 3-0-1-0

* - Game was played at O2 Arena in Prague, Czech Republic as part of the NHL Compuware Premiere series. Boston was the designated home team on Oct. 9, 2010 and Arizona was the designated home team on Oct. 10, 2010.

BUFFALO SABRES

First Niagara Center
One Seymour H. Knox III Plaza
Buffalo, New York 14203
(716) 855-4100
www.sabres.com

HOCKEY OPERATIONS:
General Manager ..... Tim Murray
Assistant General Managers ..... Mark Jakubowski, Kevin Devine

COACHING STAFF:
Head Coach ..... Ted Nolan
Assistant Coaches ..... Bryan Trottier, Danny Flynn
Goaltender Coach ..... Arturs Irbe

COMMUNICATIONS STAFF:
Vice President of Public & Community Relations ..... Michael Gilbert
Director of Media Relations ..... Chris Bandura
Public Relations Assistants ..... Ian Ott, Marc Heintzman

KEY STATS:
45th NHL season (began play in 1970)
Arena: First Niagara Center (capacity 19,070)
Stanley Cups: 0
2013-14 Regular Season: 21-51-10 (52 points, 8th in Atlantic/16th in East)
2014 Playoffs: Did not qualify

LAST BOSTON-BUFFALO TRADE:
October 20, 2009: Boston acquired Daniel Paille from Buffalo for 2010 third round draft pick (Kevin Sundher).

2014-2015 SERIES SCHEDULE:

At Boston:
Sunday, December 21
Tuesday, March 17

At Buffalo:
Saturday, October 18
Thursday, October 30

LIFETIME RECORD vs. BUFFALO:

At Home:

GP	W	L	T	OTL	GF	GA	PTS
135	75	43	14	3	486	395	167

On the Road:

GP	W	L	T	OTL	GF	GA	PTS
138	50	66	15	7	396	486	122

Overall:

GP	W	L	T	OTL	GF	GA	PTS
273	125	109	29	10	882	881	289

ENTERING 2014-2015:

Current Streak, Home 2-0-1
Current Streak, Road 0-1-1
Current Streak, Overall 2-0-1

Lifetime Shutouts For ..... 14 (8 Home; 6 Road)
Lifetime Shutouts Against ..... 10 (6 Home; 4 Road)

Lifetime Overtime Record, Home 7-5-11
Lifetime Overtime Record, Road 9-8-8
Lifetime Overtime Record, Overall 16-12-19

Lifetime Shootout Record, Home 2-2
Lifetime Shootout Record, Road 4-3
Lifetime Shootout Record, Overall 6-5

THE LAST TIME vs. BUFFALO:

Boston Home Win ..... April 12, 2014 (4-1)
Boston Road Win ..... October 23, 2013 (5-2)

Buffalo Home Win ..... February 26, 2014 (5-4/OT)
Buffalo Road Win ..... April 17, 2013 (3-2/SO)

Boston Series Sweep ..... None
Buffalo Series Sweep 1996-97 (5-0-0)

Boston Home Shutout ..... January 29, 2000 (1-0, Byron Dafoe)
Boston Road Shutout ..... March 31, 2013 (2-0, Anton Khudobin)
Buffalo Home Shutout ..... February 8, 2012 (6-0, Ryan Miller)
Buffalo Road Shutout ..... April 5, 2008 (3-0, Jocelyn Thibault)

Boston Home Overtime Win ..... April 7, 2012
(4-3; Patrice Bergeron, Shootout)
Boston Road Overtime Win ..... November 23, 2011
(4-3; Benoit Pouliot, Shootout)
Buffalo Home Overtime Win ..... February 26, 2014
(5-4; Matt D'Agostini, 0:22)
Buffalo Road Overtime Win ..... April 17, 2013
(3-2; Drew Stafford, Shootout)

THE LONGEST BOSTON:

Win Streak vs. Buffalo 6-0-0-0
Losing Streak vs. Buffalo 0-6-0-0
Point Streak vs. Buffalo 7-0-1-0

Home Win Streak vs. Buffalo 10-0-0-0
Home Losing Streak vs. Buffalo 0-4-0-0
Home Point Streak vs. Buffalo 10-0-0-0

Road Win Streak vs. Buffalo 3-0-0-0 (5x)
Road Losing Streak vs. Buffalo 0-6-0-0
Road Point Streak vs. Buffalo 4-0-2-0

CALGARY FLAMES

Scotiabank Saddledome
Box 1540, Station M
Calgary, Alberta T2P 3B9
(403) 777-2177
www.calgaryflames.com

HOCKEY OPERATIONS:
President of Hockey Operations ..... Brian Burke
General Manager ..... Brad Treliving
Senior Vice President & Assistant General Manager ..... Michael Holditch
Assistant General Managers ..... Craig Conroy, Brad Pascall

COACHING STAFF:
Head Coach ..... Bob Hartley
Associate Coach ..... Jacques Cloutier
Assistant Coach ..... Martin Gelinas
Goaltending Coach ..... Jordan Sigalet

COMMUNICATIONS STAFF:
Vice President of Communications ..... Peter Hanlon
Director of Communications & Media Relations ..... Sean Kelso
Administrative Assistant ..... Bernie Hargrave

KEY STATS:
43rd NHL season (began play in Atlanta in 1972; moved to Calgary in 1980)
Arena: Scotiabank Saddledome (capacity 19,289)
Stanley Cups: 1 (1989)
2013-14 Regular Season: 35-40-7 (77 pts; 6th in Pacific/13th in West)
2014 Playoffs: Did not qualify

LAST BOSTON-CALGARY TRADE:
February 10, 2007: Boston acquired Andrew Ference and Chuck Kobasew from Calgary for Brad Stuart, Wayne Primeau and 2008 fourth round draft pick (T. J. Brodie).

2014-2015 SERIES SCHEDULE:

At Boston:
Thursday, March 5

At Calgary:
Monday, February 16

LIFETIME RECORD vs. CALGARY:

At Home:

GP	W	L	T	OTL	GF	GA	PTS
51	32	12	6	1	184	132	71

On the Road:

GP	W	L	T	OTL	GF	GA	PTS
48	24	20	4	0	161	168	52

Overall:

GP	W	L	T	OTL	GF	GA	PTS
99	56	32	10	1	345	300	123

ENTERING 2014-2015:

Current Streak, Home 4-0-0
Current Streak, Road 2-0-0
Current Streak, Overall 5-0-0

Lifetime Shutouts For ..... 7 (4 Home; 3 Road)
Lifetime Shutouts Against ..... 3 (1 Home; 2 Road)

Lifetime Overtime Record, Home 0-1-3
Lifetime Overtime Record, Road 1-0-3
Lifetime Overtime Record, Overall 1-1-6

Lifetime Shootout Record, Home 0-0
Lifetime Shootout Record, Road 0-0
Lifetime Shootout Record, Overall 0-0

THE LAST TIME vs. CALGARY:

Boston Home Win ..... December 17, 2013 (2-0)
Boston Road Win ..... December 10, 2013 (2-1)

Calgary Home Win ..... October 30, 2008 (3-2)
Calgary Road Win ..... December 18, 2003 (5-0)

Boston Series Sweep 2013-14 (2-0-0)
Calgary Series Sweep 2008-09 (1-0-0)

Boston Home Shutout ..... December 17, 2013 (2-0, Tuukka Rask)
Boston Road Shutout ..... October 18, 1997 (3-0, Byron Dafoe)
Calgary Home Shutout ..... December 17, 2005 (3-0, Miikka Kiprusoff)
Calgary Road Shutout ..... December 18, 2003 (5-0, Jamie McLennan)

Boston Home Overtime Win ..... None
Boston Road Overtime Win ..... October 18, 1987 (6-5; Bob Sweeney, 2:27)
Calgary Home Overtime Win ..... None
Calgary Road Overtime Win ..... January 24, 2000 (4-3; Marc Savard, 1:56)

THE LONGEST BOSTON:

Win Streak vs. Calgary 5-0-0-0 (2x)
Losing Streak vs. Calgary 0-3-0-0 (4x)
Point Streak vs. Calgary 5-0-2-0

Home Win Streak vs. Calgary 5-0-0-0
Home Losing Streak vs. Calgary 0-3-0-0
Home Point Streak vs. Calgary 8-0-1-0

Road Win Streak vs. Calgary 4-0-0-0
Road Losing Streak vs. Calgary 0-3-0-0
Road Point Streak vs. Calgary 4-0-0-0

CAROLINA HURRICANES

PNC Arena
1400 Edwards Mill Road
Raleigh, North Carolina 27607
(919) 467-7825
www.carolinahurricanes.com

HOCKEY OPERATIONS:
Executive Vice President & General Manager....Ron Francis
Assistant General Managers....Brian Tatum, Ricky Olczyk
Assistant General Manager & Director of Hockey Operations....Mike Vellucci

COACHING STAFF:
Head Coach....Bill Peters
Assistant Coaches....Rod Brind'Amour, Steve Smith
Goaltending Coach....David Marcoux

COMMUNICATIONS STAFF:
Vice President of Communications & Team Services....Mike Sundheim
Senior Director of Communications & Team Services....Kyle Hanlin

KEY STATS:
36th NHL season (began play in Hartford in 1979; moved to Carolina in 1997)
Arena: PNC Arena (capacity 18,680)
Stanley Cups: 1 (2006)
2013-14 Regular Season: 36-35-11 (83 pts, 7th in Metropolitan; 13th in East)
2014 Playoffs: Did not qualify

LAST BOSTON-CAROLINA TRADE:
July 5, 2011: Boston acquired Joe Corvo from Carolina for 2012 fourth round draft pick (Trevor Carrick).

2014-2015 SERIES SCHEDULE:

At Boston:
Saturday, November 15

At Carolina:
Sunday, January 4
Sunday, March 29

LIFETIME RECORD vs. CAROLINA:

At Home:

GP	W	L	T	OTL	GF	GA	PTS
95	55	32	7	1	328	249	118

On the Road:

GP	W	L	T	OTL	GF	GA	PTS
93	45	38	9	1	317	303	100

Overall:

GP	W	L	T	OTL	GF	GA	PTS
188	100	70	16	2	645	552	218

ENTERING 2014-2015:

Current Streak, Home....3-0-0
Current Streak, Road....1-0-0
Current Streak, Overall....3-0-0

Lifetime Shutouts For....9 (7 Home; 2 Road)
Lifetime Shutouts Against....12 (9 Home; 3 Road)

Lifetime Overtime Record, Home....5-1-4
Lifetime Overtime Record, Road....6-4-7
Lifetime Overtime Record, Overall....11-5-11

Lifetime Shootout Record, Home....0-1
Lifetime Shootout Record, Road....1-0
Lifetime Shootout Record, Overall....1-1

THE LAST TIME vs. CAROLINA:

Boston Home Win....March 15, 2014 (5-1)
Boston Road Win....November 18, 2013 (4-1)

Carolina Home Win....April 13, 2013 (4-2)
Carolina Road Win....February 2, 2012 (3-0)

Boston Series Sweep....2013-14 (3-0-0)
Carolina Series Sweep....2011-12 (4-0-0)

Boston Home Shutout....January 11, 2011 (7-0, Tim Thomas)
Boston Road Shutout....February 14, 1996 (3-0, Bill Ranford)
Carolina Home Shutout....April 13, 1996 (2-0, Sean Burke)
Carolina Road Shutout....February 2, 2012 (3-0, Cam Ward)

Boston Home Overtime Win....November 23, 2013 (3-2; David Krejci, 1:28)
Boston Road Overtime Win....February 19, 2008 (3-2; Phil Kessel, Shootout)
Carolina Home Overtime Win....October 26, 2005 (4-3; Matt Cullen, 3:24)
Carolina Road Overtime Win....February 5, 2006 (4-3; Doug Weight, Shootout)

THE LONGEST BOSTON:

Win Streak vs. Carolina....7-0-0-0
Losing Streak vs. Carolina....0-4-0-0 (2x)
Point Streak vs. Carolina....10-0-2-0

Home Win Streak vs. Carolina....11-0-0-0
Home Losing Streak vs. Carolina....0-4-0-0
Home Point Streak vs. Carolina....12-0-1-0

Road Win Streak vs. Carolina....4-0-0-0
Road Losing Streak vs. Carolina....0-4-0-0
Road Point Streak vs. Carolina....4-0-2-0 (2x)

CHICAGO BLACKHAWKS

United Center
1901 W. Madison Street
Chicago, Illinois 60612
(312) 455-7000
www.chicagoblackhawks.com

HOCKEY OPERATIONS:
Vice President & General Manager ..... Stan Bowman
Assistant General Manager ..... Norm Maciver
Vice President of Hockey Operations ..... Al MacIsaac

COACHING STAFF:
Head Coach ..... Joel Quenneville
Assistant Coaches ..... Mike Kitchen, Kevin Dineen
Goaltending Coach ..... Jimmy Waite

COMMUNICATIONS STAFF:
Senior Director of Communications & Community Relations ..... Brandon Faber
Senior Director of Public Relations ..... Adam Rogowin
Coordinator of Public Relations ..... Meghan Bower

KEY STATS:
89th NHL season (began play in 1926)
Arena: United Center (capacity 19,717)
Stanley Cups: 5 (1934, 1938, 1961, 2010, 2013)
2013-14 Regular Season: 46-21-15 (107 pts, 3rd in Central/5th in West)
2014 Playoffs: Lost in CF to Los Angeles in seven games

LAST BOSTON-CHICAGO TRADE:
April 2, 2013: Boston acquired Rob Flick from Chicago for Max Sauve.

2014-2015 SERIES SCHEDULE:

At Boston:
Thursday, December 11

At Chicago:
Sunday, February 22

LIFETIME RECORD vs. CHICAGO:

At Home:

GP	W	L	T	OTL	GF	GA	PTS
289	165	90	34	0	1,039	817	364

On the Road:

GP	W	L	T	OTL	GF	GA	PTS
291	97	145	45	4	783	940	243

Overall:

GP	W	L	T	OTL	GF	GA	PTS
580	262	235	79	4	1,822	1,757	607

ENTERING 2014-2015:

Current Streak, Home 2-0-0
Current Streak, Road 3-0-3
Current Streak, Overall 3-0-1

Lifetime Shutouts For ..... 49 (24 Home; 25 Road)
Lifetime Shutouts Against ..... 41 (11 Home; 30 Road)

Lifetime Overtime Record, Home 1-1-8
Lifetime Overtime Record, Road 3-6-12
Lifetime Overtime Record, Overall 4-7-20

Lifetime Shootout Record, Home 0-0
Lifetime Shootout Record, Road 2-2
Lifetime Shootout Record, Overall 2-2

THE LAST TIME vs. CHICAGO:

Boston Home Win ..... March 27, 2014 (3-0)
Boston Road Win ..... October 15, 2011 (3-2/SO)

Chicago Home Win ..... January 19, 2014 (3-2/SO)
Chicago Road Win ..... January 7, 2010 (5-2)

Boston Series Sweep 2011-12 (1-0-0)
Chicago Series Sweep 2009-10 (2-0-0)

Boston Home Shutout ..... March 27, 2014 (3-0, Tuukka Rask)
Boston Road Shutout ..... February 27, 1994 (4-0, Jon Casey)
Chicago Home Shutout ..... March 15, 1998 (1-0, Jeff Hackett)
Chicago Road Shutout ..... January 17, 1970 (1-0, Tony Esposito)

Boston Home Overtime Win ..... March 15, 1927 (2-1; Sprague Cleghorn, 18:00)
Boston Road Overtime Win ..... October 15, 2011 (3-2; Tyler Seguin/Shootout)
Chicago Home Overtime Win ..... January 19, 2014 (3-2; Patrick Kane/Shootout)
Chicago Road Overtime Win ..... November 24, 1930 (4-3; Ty Arbour, 6:51)

THE LONGEST BOSTON:

Win Streak vs. Chicago 13-0-0-0
Losing Streak vs. Chicago 0-7-0-0 (2x)
Point Streak vs. Chicago 14-0-1-0

Home Win Streak vs. Chicago 13-0-0-0
Home Losing Streak vs. Chicago 0-5-0-0
Home Point Streak vs. Chicago 13-0-2-0

Road Win Streak vs. Chicago 6-0-0-0 (2x)
Road Losing Streak vs. Chicago 0-9-0-0
Road Point Streak vs. Chicago 5-0-3-0

COLORADO AVALANCHE

Pepsi Center
1000 Chopper Circle
Denver, Colorado 80204
(303) 405-1100
www.coloradoavalanche.com

HOCKEY OPERATIONS:
Executive Vice President of Hockey Operations ..... Joe Sakic
General Manager ..... Greg Sherman
Assistant General Manager ..... Craig Billington
Vice President of Hockey Operations ..... Patrick Roy

COACHING STAFF:
Head Coach ..... Patrick Roy
Assistant Coaches ..... Tim Army, Andre Tourigny
Goaltending Coach ..... Francois Allaire

COMMUNICATIONS STAFF:
Senior Vice President of Communications &
Business Operations ..... Jean Martineau
Executive Director of Media Services ..... Brendan McNicholas
Website & Media Relations Coordinator ..... Ron Knabenbauer

KEY STATS:
36th NHL season (began play in Quebec in 1979; moved to Colorado in 1995)
Arena: Pepsi Center (capacity 18,007)
Stanley Cups: 2 (1996, 2001)
2013-14 Regular Season: 52-22-8 (112 pts, 1st in Central/2nd in West)
2014 Playoffs: Lost in Round One to Minnesota in seven games

LAST BOSTON-COLORADO TRADE:
November 29, 2010: Boston acquired Colby Cohen from Colorado for Matt Hunwick.

2014-2015 SERIES SCHEDULE:

At Boston:
Monday, October 13

At Colorado:
Wednesday, January 21

LIFETIME RECORD vs. COLORADO:

At Home:

GP	W	L	T	OTL	GF	GA	PTS
66	31	25	9	1	243	201	72

On the Road:

GP	W	L	T	OTL	GF	GA	PTS
70	39	25	6	0	285	244	84

Overall:

GP	W	L	T	OTL	GF	GA	PTS
136	70	50	15	1	528	445	156

ENTERING 2014-2015:

Current Streak, Home 0-6-1-1
Current Streak, Road 3-0-0-0
Current Streak, Overall 1-0-0-0

Lifetime Shutouts For ..... 5 (3 Home; 2 Road)
Lifetime Shutouts Against ..... 7 (6 Home; 1 Road)

Lifetime Overtime Record, Home 0-4-8
Lifetime Overtime Record, Road 2-2-6
Lifetime Overtime Record, Overall 2-6-14

Lifetime Shootout Record, Home 0-0
Lifetime Shootout Record, Road 0-0
Lifetime Shootout Record, Overall 0-0

THE LAST TIME vs. COLORADO:

Boston Home Win ..... March 30, 1998 (4-1)
Boston Road Win ..... March 21, 2014 (2-0)

Colorado Home Win ..... December 7, 2005 (4-1)
Colorado Road Win ..... October 10, 2013 (2-0)

Boston Series Sweep 2010-11 (1-0-0)
Colorado Series Sweep 2011-12 (1-0-0)

Boston Home Shutout ..... November 15, 1990 (6-0, Reggie Lemelin)
Boston Road Shutout ..... March 21, 2014 (2-0, Chad Johnson)
Colorado Home Shutout ..... November 30, 1985 (2-0, Clint Malarchuk)
Colorado Road Shutout ..... October 10, 2013 (2-0, Jean-Sebastien Giguere)

Boston Home Overtime Win ..... None
Boston Road Overtime Win ..... March 31, 1992
(5-4; Brent Hughes, 4:24)
Colorado Home Overtime Win ..... February 18, 1997
(3-2; Claude Lemieux, 4:56)
Colorado Road Overtime Win ..... February 4, 2003
(3-2; Greg deVries, 4:17)

THE LONGEST BOSTON:

Win Streak vs. Colorado 8-0-0-0
Losing Streak vs. Colorado 0-6-0-0
Point Streak vs. Colorado 9-0-1-0

Home Win Streak vs. Colorado 7-0-0-0
Home Losing Streak vs. Colorado 0-5-0-1
Home Point Streak vs. Colorado 15-0-5-0

Road Win Streak vs. Colorado 4-0-0-0 (3x)
Road Losing Streak vs. Colorado 0-5-0-0
Road Point Streak vs. Colorado 8-0-1-0

COLUMBUS BLUE JACKETS

Nationwide Arena
200 W. Nationwide Boulevard
Columbus, Ohio 43215
(614) 246-4625
www.BlueJackets.com

HOCKEY OPERATIONS:
President of Hockey Operations ..... John Davidson
General Manager ..... Jarmo Kekalainen
Assistant General Managers ..... Chris MacFarland, Bill Zito

COACHING STAFF:
Head Coach ..... Todd Richards
Associate Coach ..... Craig Hartsburg
Assistant Coach ..... Brad Larsen
Goaltending Coach ..... Ian Clark

COMMUNICATIONS STAFF:
Vice President of Communications & Team Services ..... Todd Sharrock
Director of Communications ..... Karen Davis
Manager of Communications ..... Rick Bowness

KEY STATS:
15th NHL season (began play in 2000)
Arena: Nationwide Arena (capacity 18,144)
Stanley Cups: 0
2013-14 Regular Season: 43-32-7 (93 pts, 4th in Metropolitan/7th in East)
2014 Playoffs: Lost in Round One to Pittsburgh in six games

LAST BOSTON-COLUMBUS TRADE:
February 7, 2014: Blake Parlett acquired from Columbus for Carter Camper.

2014-2015 SERIES SCHEDULE:

At Boston:
Saturday, January 17

At Columbus:
Friday, November 21
Saturday, December 27

LIFETIME RECORD vs. COLUMBUS:

At Home:

GP	W	L	T	OTL	GF	GA	PTS
7	5	2	0	0	20	14	10

On the Road:

GP	W	L	T	OTL	GF	GA	PTS
8	5	1	0	2	29	16	12

Overall:

GP	W	L	T	OTL	GF	GA	PTS
15	10	3	0	2	49	30	22

ENTERING 2014-2015:

Current Streak, Home 3-0-0
Current Streak, Road 3-0-0
Current Streak, Overall 6-0-0

Lifetime Shutouts For ..... 3 (1 Home; 2 Road)
Lifetime Shutouts Against ..... 1 (0 Home; 1 Road)

Lifetime Overtime Record, Home 2-0-0
Lifetime Overtime Record, Road 1-2-0
Lifetime Overtime Record, Overall 3-2-0

Lifetime Shootout Record, Home 1-0
Lifetime Shootout Record, Road 1-0
Lifetime Shootout Record, Overall 2-0

THE LAST TIME vs. COLUMBUS:

Boston Home Win ..... November 30, 2013 (3-1)
Boston Road Win ..... October 12, 2013 (3-1)

Columbus Home Win ..... March 10, 2009 (2-0)
Columbus Road Win ..... January 21, 2010 (3-2)

Boston Series Sweep 2013-14 (3-0-0)
Columbus Series Sweep 2009-10 (1-0-0)

Boston Home Shutout ..... December 15, 2007 (2-0, Alex Auld)
Boston Road Shutout ..... November 14, 2003 (4-0, Felix Potvin)
Columbus Home Shutout ..... March 10, 2009 (2-0, Steve Mason)
Columbus Road Shutout ..... None

Boston Home Overtime Win ..... November 14, 2013 (3-2; Milan Lucic, 4:11)
Boston Road Overtime Win ..... March 15, 2011 (3-2; Tyler Seguin, Shootout)
Columbus Home Overtime Win ..... December 26, 2006 (5-4; David Vyborny, 3:06)
Columbus Road Overtime Win ..... None

THE LONGEST BOSTON:

Win Streak vs. Columbus 6-0-0-0
Losing Streak vs. Columbus 0-2-0-0 (2x)
Point Streak vs. Columbus 6-0-0-0

Home Win Streak vs. Columbus 3-0-0-0
Home Losing Streak vs. Columbus 0-1-0-0 (2x)
Home Point Streak vs. Columbus 3-0-0-0

Road Win Streak vs. Columbus 3-0-0-0
Road Losing Streak vs. Columbus 0-1-0-1
Road Point Streak vs. Columbus 2-0-0-2

DALLAS STARS

Dr. Pepper StarCenter
2601 Avenue of the Stars
Frisco, Texas 75034
(214) 387-5500
www.dallasstars.com

HOCKEY OPERATIONS:
General Manager ..... Jim Nill
Assistant General Manager ..... Les Jackson
Director of Hockey Operations ..... Scott White

COACHING STAFF:
Head Coach ..... Lindy Ruff
Assistant Coaches ..... Curt Fraser, James Patrick
Goaltending Coach ..... Mike Valley

COMMUNICATIONS STAFF:
Vice President of Communications ..... Tom Holy
Media Relations Coordinators ..... Greg Ramirez, Ben Fromstein
Corporate Communications Coordinator ..... Joe Calvillo

KEY STATS:
48th NHL season (began play in Minnesota in 1967; moved to Dallas in 1993)
Arena: American Airlines Center (capacity 18,532)
Stanley Cups: 1 (1999)
2013-14 Regular Season: 40-31-11 (91 pts, 5th in Central/8th in West)
2014 Playoffs: Lost in Round One to Anaheim in six games

LAST BOSTON-DALLAS TRADE:
July 4, 2013: Boston acquired Loui Eriksson, Matt Fraser, Reilly Smith and Joe Morrow from Dallas for Tyler Seguin, Rich Peverley and Ryan Button.

2014-2015 SERIES SCHEDULE:

At Boston:
Tuesday, February 10

At Dallas:
Tuesday, January 20

LIFETIME RECORD vs. DALLAS:

At Home:

GP	W	L	T	OTL	GF	GA	PTS
64	43	9	10	2	272	155	98

On the Road:

GP	W	L	T	OTL	GF	GA	PTS
65	32	19	13	1	230	185	78

Overall:

GP	W	L	T	OTL	GF	GA	PTS
129	75	28	23	3	502	340	176

ENTERING 2014-2015:

Current Streak, Home 3-0-1-2
Current Streak, Road 1-0-0-0
Current Streak, Overall 1-0-0-1

Lifetime Shutouts For ..... 15 (7 Home; 8 Road)
Lifetime Shutouts Against ..... 4 (2 Home; 2 Road)

Lifetime Overtime Record, Home 0-2-3
Lifetime Overtime Record, Road 0-1-5
Lifetime Overtime Record, Overall 0-3-8

Lifetime Shootout Record, Home 0-2
Lifetime Shootout Record, Road 0-0
Lifetime Shootout Record, Overall 0-2

THE LAST TIME vs. DALLAS:

Boston Home Win ..... February 3, 2011 (6-3)
Boston Road Win ..... January 16, 2014 (4-2)

Dallas Home Win ..... December 31, 2011 (4-2)
Dallas Road Win ..... November 5, 2013 (3-2/SO)

Boston Series Sweep 2010-11 (1-0-0)
Dallas Series Sweep 2011-12 (1-0-0)

Boston Home Shutout ..... January 21, 1980 (3-0, Gerry Cheevers)
Boston Road Shutout ..... October 16, 2009 (3-0, Tim Thomas)
Dallas Home Shutout ..... October 26, 1991 (4-0, Jon Casey)
Dallas Road Shutout ..... January 6, 2001 (4-0, Marty Turco)

Boston Home Overtime Win ..... None
Boston Road Overtime Win ..... None
Dallas Home Overtime Win ..... February 23, 2001 (5-4; Joe Nieuwendyk, 1:00)
Dallas Road Overtime Win ..... November 5, 2013 (3-2; Rich Peverley, Shootout)

THE LONGEST BOSTON:

Win Streak vs. Dallas 12-0-0-0
Losing Streak vs. Dallas 0-3-0-0 (2x)
Point Streak vs. Dallas 13-0-3-0

Home Win Streak vs. Dallas 7-0-0-0
Home Losing Streak vs. Dallas 0-3-0-0
Home Point Streak vs. Dallas 28-0-7-0

Road Win Streak vs. Dallas 10-0-0-0
Road Losing Streak vs. Dallas 0-3-0-0 (2x)
Road Point Streak vs. Dallas 10-0-1-0

DETROIT RED WINGS

Joe Louis Arena
19 Steve Yzerman Drive
Detroit, Michigan 48226
(313) 394-7000
www.detroitredwings.com

HOCKEY OPERATIONS:
Executive Vice President & General Manager ..... Ken Holland
Assistant General Manager ..... Ryan Martin
Advisor to Hockey Operations ..... Chris Chelios
Special Assistant to the General Manager ..... Kris Draper

COACHING STAFF:
Head Coach ..... Mike Babcock
Associate Coach ..... Tom Renney
Assistant Coaches ..... Tony Granato, Jim Hiller
Goaltending Coach ..... Jim Bedard

COMMUNICATIONS STAFF:
Director of Public Relations ..... Todd Beam
Public Relations Coordinator ..... Kyle Kujawa

KEY STATS:
89th NHL season (began play in 1926)
Arena: Joe Louis Arena (capacity 20,027)
Stanley Cups: 11 (1936, 1937, 1943, 1950, 1952, 1954, 1955, 1997, 1998, 2002, 2008)
2013-14 Regular Season: 39-28-15 (93 pts, 4th in Atlantic/8th in East)
2014 Playoffs: Lost in Round One to Boston in five games

LAST BOSTON-DETROIT TRADE:
January 17, 1994: Boston acquired Vincent Riendeau from Detroit for 1995 fifth round draft pick (Chad Wilchynski).

2014-2015 SERIES SCHEDULE:

At Boston:
Monday, December 29
Sunday, March 8

At Detroit:
Thursday, October 9
Wednesday, October 15
Thursday, April 2

LIFETIME RECORD vs. DETROIT:

At Home:

GP	W	L	T	OTL	GF	GA	PTS
293	156	92	43	2	1,021	778	357

On the Road:

GP	W	L	T	OTL	GF	GA	PTS
290	80	157	52	1	731	970	213

Overall:

GP	W	L	T	OTL	GF	GA	PTS
583	236	249	95	3	1,752	1,748	570

ENTERING 2014-2015:

Current Streak, Home 0-1-0
Current Streak, Road 0-4-0
Current Streak, Overall 0-3-0

Lifetime Shutouts For ..... 46 (30 Home; 16 Road)
Lifetime Shutouts Against ..... 50 (13 Home; 37 Road)

Lifetime Overtime Record, Home 3-6-6
Lifetime Overtime Record, Road 5-4-13
Lifetime Overtime Record, Overall 8-10-19

Lifetime Shootout Record, Home 0-1
Lifetime Shootout Record, Road 0-0
Lifetime Shootout Record, Overall 0-1

THE LAST TIME vs. DETROIT:

Boston Home Win ..... October 5, 2013 (4-1)
Boston Road Win ..... March 11, 2007 (6-3)

Detroit Home Win ..... April 2, 2014 (3-2)
Detroit Road Win ..... October 14, 2013 (3-2)

Boston Series Sweep 2008-09 (1-0-0)
Detroit Series Sweep 2011-12 (1-0-0)

Boston Home Shutout ..... November 7, 1982 (7-0, Pete Peeters)
Boston Road Shutout ..... January 7, 2004 (3-0, Andrew Raycroft)
Detroit Home Shutout ..... November 3, 2009 (2-0, Chris Osgood)
Detroit Road Shutout ..... December 28, 1965 (1-0, Roger Crozier)

Boston Home Overtime Win ..... January 10, 2004 (2-1; Joe Thornton, 2:30)
Boston Road Overtime Win ..... December 4, 1990 (5-4; Randy Burridge, 1;03)
Detroit Home Overtime Win ..... November 7, 2002 (2-1; Sergei Fedorov, 2:08)
Detroit Road Overtime Win ..... November 25, 2011 (3-2; Todd Bertuzzi, Shootout)

THE LONGEST BOSTON:

Win Streak vs. Detroit 9-0-0-0
Losing Streak vs. Detroit 0-15-0-0
Point Streak vs. Detroit 13-0-2-0

Home Win Streak vs. Detroit 17-0-0-0
Home Losing Streak vs. Detroit 0-7-0-0 (2x)
Home Point Streak vs. Detroit 18-0-4-0

Road Win Streak vs. Detroit 6-0-0-0
Road Losing Streak vs. Detroit 0-10-0-0
Road Point Streak vs. Detroit 7-0-4-0

EDMONTON OILERS

Rexall Place
11230 - 110 Street
Edmonton, Alberta T5G 3H7
(780) 414-4625
www.edmontonoilers.com

HOCKEY OPERATIONS:
President of Hockey Operations ..... Kevin Lowe
General Manager ..... Craig MacTavish
Senior Vice President of Hockey Operations ..... Scott Howson
Assistant General Manager ..... Bill Scott

COACHING STAFF:
Head Coach ..... Dallas Eakins
Associate Coach ..... Keith Acton
Assistant Coaches ..... Craig Ramsay, Rocky Thompson
Goaltending Coach ..... Frederic Chabot

COMMUNICATIONS STAFF:
Director of Communications & Media Relations ..... J. J. Hebert
Manager of Communications & Team Services ..... Patrick Garland
Coordinator of Communications & Media Relations ..... Shawn May

KEY STATS:
36th NHL season (began play in 1979)
Arena: Rexall Place (capacity 16,839)
Stanley Cups: 5 (1984, 1985, 1987, 1988, 1990)
2013-14 Regular Season: 29-44-9 (67 pts, 7th in Pacific/14th in West)
2014 Playoffs: Did not qualify

LAST BOSTON-EDMONTON TRADE:
March 2, 2010: Boston acquired Cody Wild from Edmonton for Matt Marquardt.

2014-2015 SERIES SCHEDULE:

At Boston:
Thursday, November 6

At Edmonton:
Wednesday, February 18

LIFETIME RECORD vs. EDMONTON:

At Home:

GP	W	L	T	OTL	GF	GA	PTS
34	25	6	3	0	141	83	53

On the Road:

GP	W	L	T	OTL	GF	GA	PTS
33	19	11	3	0	110	106	41

Overall:

GP	W	L	T	OTL	GF	GA	PTS
67	44	17	6	0	251	189	94

ENTERING 2014-2015:

Current Streak, Home 8-0-1-0
Current Streak, Road 5-0-0-0
Current Streak, Overall 12-0-0-0

Lifetime Shutouts For ..... 7 (4 Home; 3 Road)
Lifetime Shutouts Against ..... 2 (1 Home; 1 Road)

Lifetime Overtime Record, Home 3-1-3
Lifetime Overtime Record, Road 3-0-3
Lifetime Overtime Record, Overall 6-1-6

Lifetime Shootout Record, Home 0-0
Lifetime Shootout Record, Road 0-0
Lifetime Shootout Record, Overall 0-0

THE LAST TIME vs. EDMONTON:

Boston Home Win ..... February 1, 2014 (4-0)
Boston Road Win ..... December 12, 2013 (4-2)

Edmonton Home Win ..... October 17, 2000 (6-1)
Edmonton Road Win ..... November 7, 1996 (6-0)

Boston Series Sweep 2013-14 (2-0-0)
Edmonton Series Sweep 2000-01 (1-0-0-0)

Boston Home Shutout ..... February 1, 2014 (4-0, Chad Johnson)
Boston Road Shutout ..... October 27, 2008 (1-0/OT, Tim Thomas
Edmonton Home Shutout ..... December 30, 1983 (2-0, Grant Fuhr)
Edmonton Road Shutout ..... November 7, 1996 (6-0, Curtis Joseph)

Boston Home Overtime Win ..... October 27, 2008
(1-0; Dennis Wideman, 3:18)
Boston Road Overtime Win ..... December 3, 2005
(5-4; David Tanabe, 4:30)
Edmonton Home Overtime Win ..... None
Edmonton Road Overtime Win ..... February 27, 1996
(4-3; Mariusz Czerkawski, 4:40)

THE LONGEST BOSTON:

Win Streak vs. Edmonton 12-0-0-0
Losing Streak vs. Edmonton 0-3-0-0 (2x)
Point Streak vs. Edmonton 12-0-0-0

Home Win Streak vs. Edmonton 7-0-0-0
Home Losing Streak vs. Edmonton 0-2-0-0 (2x)
Home Point Streak vs. Edmonton 8-0-1-0 (2x)

Road Win Streak vs. Edmonton 5-0-0-0
Road Losing Streak vs. Edmonton 0-4-0-0 (2x)
Road Point Streak vs. Edmonton 5-0-0-0

FLORIDA PANTHERS

BB&T Center
One Panther Parkway
Sunrise, Florida 33323
(954) 835-7000
www.floridapanthers.com

HOCKEY OPERATIONS:
Executive Vice President & General Manager,
Hockey & Business Operations.....Dale Tallon
Special Advisor to the General Manager.....Bill Torrey

COACHING STAFF:
Head Coach.....Gerard Gallant
Assistant Coaches.....John Madden, Mike Kelly, Mark Morris
Goaltending Coach.....Robb Tallas

COMMUNICATIONS STAFF:
Director of Communications.....Justin Copertino
Communications & Digital Media Coordinators.....Adelyn Biedenbach, Amanda Cifu

KEY STATS:
22nd NHL season (began play in 1993)
Arena: BB&T Center (capacity 15,720)
Stanley Cups: 0
2013-14 Regular Season: 29-45-8 (66 pts, 7th in Atlantic/15th in East)
2014 Playoffs: Did Not Qualify

LAST BOSTON-FLORIDA TRADE:
December 9, 2010: Boston acquired Sean Zimmerman from Florida for Jeff LoVecchio and Jordan Knackstedt.

2014-2015 SERIES SCHEDULE:

At Boston:
Tuesday, November 4
Tuesday, March 31

At Florida:
Saturday, March 21
Thursday, April 9

LIFETIME RECORD vs. FLORIDA:

At Home:

GP	W	L	T	OTL	GF	GA	PTS
41	19	15	4	3	116	91	45

On the Road:

GP	W	L	T	OTL	GF	GA	PTS
38	22	13	2	1	113	108	47

Overall:

GP	W	L	T	OTL	GF	GA	PTS
79	41	28	6	4	229	199	92

ENTERING 2014-2015:

Current Streak, Home.....6-0-0
Current Streak, Road.....3-0-0
Current Streak, Overall.....8-0-0

Lifetime Shutouts For.....7 (5 Home; 2 Road)
Lifetime Shutouts Against.....10 (6 Home; 4 Road)

Lifetime Overtime Record, Home.....0-4-4
Lifetime Overtime Record, Road.....5-1-2
Lifetime Overtime Record, Overall.....5-5-6

Lifetime Shootout Record, Home.....0-2
Lifetime Shootout Record, Road.....4-0
Lifetime Shootout Record, Overall.....4-2

THE LAST TIME vs. FLORIDA:

Boston Home Win.....March 4, 2014 (4-1)
Boston Road Win.....March 9, 2014 (5-2)

Florida Home Win.....March 15, 2012 (6-2)
Florida Road Win.....December 8, 2011 (2-0)

Boston Series Sweep.....2013-14 (5-0-0)
Florida Series Sweep.....2006-07 (4-0-0)

Boston Home Shutout.....April 21, 2013 (3-0, Tuukka Rask)
Boston Road Shutout.....December 6, 2008 (4-0, Manny Fernandez)
Florida Home Shutout.....February 21, 2009 (2-0, Tomas Vokoun)
Florida Road Shutout.....December 8, 2011 (2-0, Jose Theodore)

Boston Home Overtime Win.....None
Boston Road Overtime Win.....January 16, 2012 (3-2; David Krejci, Shootout)
Florida Home Overtime Win.....January 22, 2000 (4-3; Pavel Bure, 1:31)
Florida Road Overtime Win.....November 12, 2009 (1-0; Cory Stillman, Shootout)

THE LONGEST BOSTON:

Win Streak vs. Florida.....8-0-0-0
Losing Streak vs. Florida.....0-5-0-1
Point Streak vs. Florida.....8-0-0-0

Home Win Streak vs. Florida.....6-0-0-0
Home Losing Streak vs. Florida.....0-3-0-2
Home Point Streak vs. Florida.....6-0-0-0

Road Win Streak vs. Florida.....5-0-0-0
Road Losing Streak vs. Florida.....0-3-0-1
Road Point Streak vs. Florida.....5-0-0-0

LOS ANGELES KINGS

Toyota Sports Center
555 North Nash Street
El Segundo, California 90245
(310) 535-4500
www.lakings.com

HOCKEY OPERATIONS:

President & General Manager ..... Dean Lombardi
Vice President & Assistant General Manager ..... Rob Blake
Special Assistant to the General Manager ..... Jack Ferreira
Senior Vice President, Hockey Operations & Legal Affairs ..... Jeff Solomon
Vice President, Hockey Operations &
Director of Player Personnel ..... Michael Futa

COACHING STAFF:

Head Coach ..... Darryl Sutter
Associate Coach ..... John Stevens
Assistant Coach ..... Davis Payne
Goaltending Coach ..... Bill Ranford

COMMUNICATIONS STAFF:

Vice President of Communications & Broadcasting ..... Michael Altieri
Senior Director of Communications & Content ..... Jeff Moeller
Director of Communications & Media Services ..... Mike Kalinowski
Supervisor of Communications ..... Eddie Fischermann

KEY STATS:

48th NHL season (began play in 1967)
Arena: STAPLES Center (capacity 18,118)
Stanley Cups: 2 (2012, 2014)
2013-14 Regular Season: 46-28-8 (100 pts, 3rd in Pacific/6th in West)
2014 Playoffs: Won Stanley Cup Final over NY Rangers in five games

LAST BOSTON-LOS ANGELES TRADE:

December 11, 2010: Future considerations acquired from Los Angeles for Marco Sturm.

2014-2015 SERIES SCHEDULE:

At Boston:
Saturday, January 31

At Los Angeles:
Tuesday, December 2

LIFETIME RECORD vs. LOS ANGELES:

At Home:

GP	W	L	T	OTL	GF	GA	PTS
67	46	12	6	3	300	187	101

On the Road:

GP	W	L	T	OTL	GF	GA	PTS
66	35	23	7	1	241	228	78

Overall:

GP	W	L	T	OTL	GF	GA	PTS
133	81	35	13	4	541	415	179

ENTERING 2014-2015:

Current Streak, Home 2-0-3
Current Streak, Road 0-1-0
Current Streak, Overall 1-0-0

Lifetime Shutouts For ..... 9 (8 Home; 1 Road)
Lifetime Shutouts Against ..... 9 (2 Home; 7 Road)

Lifetime Overtime Record, Home 3-4-4
Lifetime Overtime Record, Road 3-3-4
Lifetime Overtime Record, Overall 6-7-8

Lifetime Shootout Record, Home 0-2
Lifetime Shootout Record, Road 0-1
Lifetime Shootout Record, Overall 0-3

THE LAST TIME vs. LOS ANGELES:

Boston Home Win ..... January 20, 2014 (3-2)
Boston Road Win ..... March 24, 2012 (4-2)

Los Angeles Home Win ..... January 9, 2014 (4-2)
Los Angeles Road Win ..... November 20, 2010 (4-3/SO)

Boston Series Sweep 2011-12 (2-0-0)
Los Angeles Series Sweep 2010-11 (2-0-0)

Boston Home Shutout ..... December 13, 2011 (3-0, Tuukka Rask)
Boston Road Shutout ..... January 3, 1976 (3-0, Dave Reece)
Los Angeles Home Shutout ..... January 24, 2011 (2-0, Jonathan Quick)
Los Angeles Road Shutout ..... January 12, 2006 (6-0, Mathieu Garon)

Boston Home Overtime Win ..... November 2, 1989
(5-4; Bob Sweeney, 1:43)
Boston Road Overtime Win ..... March 22, 2003
(4-3; Glen Murray, 2:05)
Los Angeles Home Overtime Win ..... October 16, 1998
(2-1; Luc Robitaille, 2:47)
Los Angeles Road Overtime Win ..... November 20, 2010
(4-3; Michal Handzus, Shootout)

THE LONGEST BOSTON:

Win Streak vs. Los Angeles 10-0-0-0
Losing Streak vs. Los Angeles 0-1-0-4
Point Streak vs. Los Angeles 14-0-1-0

Home Win Streak vs. Los Angeles 10-0-0-0 (2x)
Home Losing Streak vs. Los Angeles 0-1-0-3
Home Point Streak vs. Los Angeles 10-0-1-0 (2x)

Road Win Streak vs. Los Angeles 4-0-0-0 (2x)
Road Losing Streak vs. Los Angeles 0-1-0-1 (3x)
Road Point Streak vs. Los Angeles 3-0-2-0 (2x)

MINNESOTA WILD

Xcel Energy Center
317 Washington Street
St. Paul, Minnesota 55102
(651) 602-6000
www.wild.com

HOCKEY OPERATIONS:
Executive Vice President & General Manager.....Chuck Fletcher
Assistant General Manager..... Brent Flahr

COACHING STAFF:
Head Coach.....Mike Yeo
Assistant Coaches.....Rick Wilson, Darryl Sydor, Darby Hendrickson, Andrew Brunette
Goaltending Coach..... Bob Mason

COMMUNICATIONS STAFF:
Director of Media Relations.....Aaron Sickman
Coordinator of Media Relations.....Carly Peters

KEY STATS:
15th NHL season (began play in 2000)
Arena: Xcel Energy Center (capacity 17,954)
Stanley Cups: 0
2013-14 Regular Season: 43-27-12 (98 pts, 4th in Central/7th in West)
2014 Playoffs: Lost in Round Two to Chicago in six games

LAST BOSTON-MINNESOTA TRADE:
February 27, 2012: Boston acquired Greg Zanon from Minnesota for Steven Kampfer.

2014-2015 SERIES SCHEDULE:

At Boston:
Tuesday, October 28

At Minnesota:
Wednesday, December 17

LIFETIME RECORD vs. MINNESOTA:

At Home:

GP	W	L	T	OTL	GF	GA	PTS
7	1	6	0	0	10	20	2

On the Road:

GP	W	L	T	OTL	GF	GA	PTS
7	2	4	0	1	13	20	5

Overall:

GP	W	L	T	OTL	GF	GA	PTS
14	3	10	0	1	23	40	7

ENTERING 2014-2015:

Current Streak, Home.....1-0-0
Current Streak, Road.....0-1-1
Current Streak, Overall.....1-0-1

Lifetime Shutouts For..... 0 (0 Home; 0 Road)
Lifetime Shutouts Against..... 3 (2 Home; 1 Road)

Lifetime Overtime Record, Home.....0-0-0
Lifetime Overtime Record, Road.....1-1-0
Lifetime Overtime Record, Overall.....1-1-0

Lifetime Shootout Record, Home..... 0-0
Lifetime Shootout Record, Road..... 1-1
Lifetime Shootout Record, Overall..... 1-1

THE LAST TIME vs. MINNESOTA:

Boston Home Win.....March 17, 2014 (4-1)
Boston Road Win .....November 25, 2009 (2-1/SO)

Minnesota Home Win .....April 8, 2014 (4-3/SO)
Minnesota Road Win.....January 6, 2011 (3-1)

Boston Series Sweep..... 2009-10 (1-0-0)
Minnesota Series Sweep..... 2011-12 (1-0-0)

Boston Home Shutout.....None
Boston Road Shutout.....None
Minnesota Home Shutout..... February 19, 2012 (2-0, Niklas Backstrom)
Minnesota Road Shutout .....January 6, 2009 (1-0, Niklas Backstrom)

Boston Home Overtime Win.....None
Boston Road Overtime Win .....November 25, 2009 (2-1; David Krejci, Shootout)
Minnesota Home Overtime Win .....None
Minnesota Road Overtime Win ..... April 8, 2014 (4-3; Mikko Koivu, Shootout)

THE LONGEST BOSTON:

Win Streak vs. Minnesota 1-0-0-0 (3x)
Losing Streak vs. Minnesota 0-6-0-0
Point Streak vs. Minnesota 1-0-0-1

Home Win Streak vs. Minnesota.....1-0-0-0
Home Losing Streak vs. Minnesota.....0-6-0-0
Home Point Streak vs. Minnesota.....1-0-0-0

Road Win Streak vs. Minnesota.....1-0-0-0 (2x)
Road Losing Streak vs. Minnesota.....0-2-0-0
Road Point Streak vs. Minnesota.....0-0-0-1 (3x)

MONTREAL CANADIENS

Bell Centre
1909, avenue des Canadiens-de-Montreal
Montreal, Quebec H4B 5G0
(514) 932-2582
www.canadiens.com

HOCKEY OPERATIONS:
Executive Vice President, Hockey & General Manager.....Marc Bergevin
Senior Vice President of Hockey Operations.....Rick Dudley
Assistant General Managers.....Larry Carriere, Scott Mellanby

COACHING STAFF:
Head Coach.....Michel Therrien
Assistant Coaches.....Clement Jodoin, Jean-Jacques Daigneault, Dan Lacroix
Goaltending Coach.....Stephane Waite

COMMUNICATIONS STAFF:
Senior Vice President of Communications.....Donald Beauchamp
Director of Media Relations.....Dominick Saillant
Executive Assistant to the
Senior Vice President of Communications.....Sylvie Lambert
Communications Manager.....Francois Marchand
Manager of Research & Translation.....Carl Lavigne

KEY STATS:
98th NHL season (began play in 1917 at formation of NHL; 106th franchise season)
Arena: Bell Centre (capacity 21,273)
Stanley Cups: 23 NHL (1924, 1930, 1931, 1944, 1946, 1953, 1956, 1957, 1958, 1959, 1960, 1965, 1966, 1968, 1969, 1971, 1973, 1976, 1977, 1978, 1979, 1986, 1993)
2013-14 Regular Season: 46-28-8 (100 pts, 3rd in Atlantic/4th in East)
2014 Playoffs: Lost in CF to NY Rangers in six games

LAST BOSTON-MONTREAL TRADE:
February 21, 2001: Boston acquired Eric Weinrich from Montreal for Patrick Traverse.

2014-2015 SERIES SCHEDULE:

At Boston:
Saturday, November 22
Sunday, February 8

At Montreal:
Thursday, October 16
Thursday, November 13

LIFETIME RECORD vs. MONTREAL:

At Home:

GP	W	L	T	OTL	GF	GA	PTS
363	165	136	56	6	1,066	986	392

On the Road:

GP	W	L	T	OTL	GF	GA	PTS
362	106	206	47	3	850	1,208	262

Overall:

GP	W	L	T	OTL	GF	GA	PTS
725	271	342	103	9	1,916	2,194	654

ENTERING 2014-2015:

Current Streak, Home.....0-2-2
Current Streak, Road.....1-0-0
Current Streak, Overall.....1-0-1

Lifetime Shutouts For.....58 (34 Home; 24 Road)
Lifetime Shutouts Against.....53 (20 Home; 33 Road)

Lifetime Overtime Record, Home.....8-7-13
Lifetime Overtime Record, Road.....6-6-18
Lifetime Overtime Record, Overall.....14-13-31

Lifetime Shootout Record, Home.....0-4
Lifetime Shootout Record, Road.....2-2
Lifetime Shootout Record, Overall.....2-5

THE LAST TIME vs. MONTREAL:

Boston Home Win.....January 12, 2012 (2-1)
Boston Road Win.....March 12, 2014 (4-1)

Montreal Home Win.....December 5, 2013 (2-1)
Montreal Road Win.....March 24, 2014 (2-1/SO)

Boston Series Sweep.....1994-95 (4-0-0)
Montreal Series Sweep.....2007-08 (8-0-0)

Boston Home Shutout.....March 24, 2011 (7-0, Tim Thomas)
Boston Road Shutout.....November 21, 2011 (1-0, Tim Thomas)
Montreal Home Shutout.....April 3, 2007 (2-0, Jaroslav Halak)
Montreal Road Shutout.....March 9, 2006 (3-0, Cristobal Huet)

Boston Home Overtime Win.....April 9, 2009
(5-4; Mark Recchi, 2:42)
Boston Road Overtime Win.....February 15, 2012
(4-3; Tyler Seguin, Shootout)
Montreal Home Overtime Win.....January 8, 2011
(3-2; Max Pacioretty, 3:43)
Montreal Road Overtime Win.....March 24, 2014
(2-1; Alexander Galchenyuk, Shootout)

THE LONGEST BOSTON:

Win Streak vs. Montreal.....9-0-0-0
Losing Streak vs. Montreal.....0-10-0-1
Point Streak vs. Montreal.....11-0-1-0

Home Win Streak vs. Montreal.....11-0-0-0
Home Losing Streak vs. Montreal.....0-5-0-0 (4x)
Home Point Streak vs. Montreal.....13-0-2-0

Road Win Streak vs. Montreal.....4-0-0-0
Road Losing Streak vs. Montreal.....0-14-0-0
Road Point Streak vs. Montreal.....4-0-3-0

NASHVILLE PREDATORS

Bridgestone Arena
501 Broadway
Nashville, Tennessee 37203
(615) 770-2300
www.nashvillepredators.com

HOCKEY OPERATIONS:
President of Hockey Operations & General Manager ..... David Poile
Assistant General Manager ..... Paul Fenton

COACHING STAFF:
Head Coach ..... Peter Laviolette
Assistant Coaches ..... Phil Housley, Kevin McCarthy
Goaltending Coach ..... Ben Vanderklok

COMMUNICATIONS STAFF:
Senior Vice President of Hockey Communications
and Public Relations ..... Gerry Helper
Manager of Hockey Communications ..... Kevin Wilson
Interactive Media & Communications Coordinator ..... Brooks Bratten

KEY STATS:
17th NHL season (began play in 1998)
Arena: Bridgestone Arena (capacity 17,113)
Stanley Cups: 0
2013-14 Regular Season: 38-32-12 (88 pts, 6th in Central/10th in West)
2014 Playoffs: Did not qualify

LAST BOSTON-NASHVILLE TRADE:
None.

2014-2015 SERIES SCHEDULE:

At Boston:
Tuesday, December 23

At Nashville:
Tuesday, December 16

LIFETIME RECORD vs. NASHVILLE:

At Home:

GP	W	L	T	OTL	GF	GA	PTS
9	6	2	1	0	27	17	13

On the Road:

GP	W	L	T	OTL	GF	GA	PTS
10	5	2	0	3	27	27	13

Overall:

GP	W	L	T	OTL	GF	GA	PTS
19	11	4	1	3	54	44	26

ENTERING 2014-2015:

Current Streak, Home 4-0-0
Current Streak, Road 1-0-2
Current Streak, Overall 5-0-2

Lifetime Shutouts For ..... 0 (0 Home; 0 Road)
Lifetime Shutouts Against ..... 2 (0 Home; 2 Road)

Lifetime Overtime Record, Home 2-0-1
Lifetime Overtime Record, Road 0-3-0
Lifetime Overtime Record, Overall 2-3-1

Lifetime Shootout Record, Home 1-0
Lifetime Shootout Record, Road 0-1
Lifetime Shootout Record, Overall 1-1

THE LAST TIME vs. NASHVILLE:

Boston Home Win ..... January 2, 2014 (3-2/OT)
Boston Road Win ..... December 23, 2013 (6-2)

Nashville Home Win ..... March 17, 2011 (4-3/OT)
Nashville Road Win ..... November 28, 2003 (2-1)

Boston Series Sweep 2013-14 (2-0-0)
Nashville Series Sweep 2010-11 (1-0-0)

Boston Home Shutout ..... None
Boston Road Shutout ..... None
Nashville Home Shutout ..... December 30, 2006 (5-0, Chris Mason)
Nashville Road Shutout ..... None

Boston Home Overtime Win ..... January 2, 2014 (3-2; Brad Marchand, 0:54)
Boston Road Overtime Win ..... None
Nashville Home Overtime Win ..... March 17, 2011 (4-3; Shea Weber, 3:37)
Nashville Road Overtime Win ..... None

THE LONGEST BOSTON:

Win Streak vs. Nashville 3-0-0-0 (2x)
Losing Streak vs. Nashville 0-2-0-0
Point Streak vs. Nashville 5-0-0-2

Home Win Streak vs. Nashville 4-0-0-0
Home Losing Streak vs. Nashville 0-1-0-0 (2x)
Home Point Streak vs. Nashville 4-0-0-0

Road Win Streak vs. Nashville 2-0-0-0
Road Losing Streak vs. Nashville 0-1-0-2
Road Point Streak vs. Nashville 3-0-0-1

NEW JERSEY DEVILS

Prudential Center
25 Lafayette Street
Newark, New Jersey 07102
(973) 757-6100
www.newjerseydevils.com

HOCKEY OPERATIONS:
President & General Manager....Lou Lamoriello
Executive Vice President of Hockey Operations & Director of Scouting....David Conte
Senior Vice President of Hockey Operations....Chris Lamoriello
Vice President of Hockey Operations....Steve Pellegrini

COACHING STAFF:
Head Coach....Peter DeBoer
Assistant Coaches....Dave Barr, Mike Foligno, Tommy Albelin
Goaltending Coach....Chris Terreri

COMMUNICATIONS STAFF:
Senior Vice President of Communications....Mike Levine
Director of Communications....Pete Albietz
Assistant Director of Communications....Dan Beam
Staff Assistant....Valentino Sisti

KEY STATS:
41st NHL season (began play in Kansas City in 1974; moved to Colorado in 1976; moved to New Jersey in 1982)
Arena: Prudential Center (capacity 16,592)
Stanley Cups: 3 (1995, 2000, 2003)
2013-14 Regular Season: 35-29-18 (88 pts, 6th in Metropolitan/10th in East)
2014 Playoffs: Did not qualify

LAST BOSTON-NEW JERSEY TRADE:
October 16, 1991: Boston acquired Al Stewart from New Jersey for future considerations.

2014-2015 SERIES SCHEDULE:

At Boston:
Monday, November 10
Thursday, January 8

At New Jersey:
Friday, February 27

LIFETIME RECORD vs. NEW JERSEY:

At Home:

GP	W	L	T	OTL	GF	GA	PTS
73	40	19	8	6	265	214	94

On the Road:

GP	W	L	T	OTL	GF	GA	PTS
70	35	20	11	4	218	176	85

Overall:

GP	W	L	T	OTL	GF	GA	PTS
143	75	39	19	10	483	390	179

ENTERING 2014-2015:

Current Streak, Home....0-1-0
Current Streak, Road....0-1-0
Current Streak, Overall....0-1-0

Lifetime Shutouts For....6 (4 Home; 2 Road)
Lifetime Shutouts Against....5 (3 Home; 2 Road)

Lifetime Overtime Record, Home....5-7-8
Lifetime Overtime Record, Road....1-4-4
Lifetime Overtime Record, Overall....6-11-12

Lifetime Shootout Record, Home....1-2
Lifetime Shootout Record, Road....0-1
Lifetime Shootout Record, Overall....1-3

THE LAST TIME vs. NEW JERSEY:

Boston Home Win....April 4, 2013 (1-0)
Boston Road Win....March 18, 2014 (4-2)

New Jersey Home Win....April 13, 2014 (3-2)
New Jersey Road Win....October 26, 2013 (4-3)

Boston Series Sweep....2012-13 (3-0-0)
New Jersey Series Sweep....2005-06 (4-0-0)

Boston Home Shutout....April 4, 2013 (1-0, Tuukka Rask)
Boston Road Shutout....March 30, 2010 (1-0/OT, Tuukka Rask)
New Jersey Home Shutout....February 13, 2009 (1-0, Scott Clemmensen)
New Jersey Road Shutout....December 30, 2002 (1-0, Martin Brodeur)

Boston Home Overtime Win....January 13, 2013 (2-1; Brad Marchand, Shootout)
Boston Road Overtime Win....March 30, 2010 (1-0; Patrice Bergeron, 4:41)
New Jersey Home Overtime Win....April 2, 2008 (3-2; Zach Parise, Shootout)
New Jersey Road Overtime Win....November 27, 2009 (2-1; Jamie Langenbrunner, Shootout)

THE LONGEST BOSTON:

Win Streak vs. New Jersey....7-0-0-0 (2x)
Losing Streak vs. New Jersey....0-4-0-0
Point Streak vs. New Jersey....4-0-3-2

Home Win Streak vs. New Jersey....7-0-0-0
Home Losing Streak vs. New Jersey....0-2-0-2
Home Point Streak vs. New Jersey....6-0-0-1 (3x)

Road Win Streak vs. New Jersey....4-0-0-0
Road Losing Streak vs. New Jersey....0-3-0-0
Road Point Streak vs. New Jersey....8-0-4-0

NEW YORK ISLANDERS

1255 Hempstead Turnpike
Uniondale, New York 11553
(516) 501-6700
www.newyorkislanders.com

HOCKEY OPERATIONS:
General Manager ..... Garth Snow
Assistant General Manager ..... Doug Weight

COACHING STAFF:
Head Coach ..... Jack Capuano
Assistant Coaches ..... Doug Weight, Matt Bertani, Robert Corkum, Greg Cronin
Goaltending Coach ..... Mike Dunham

COMMUNICATIONS STAFF:
Director of Communications ..... Kimber Auerbach
Communications Manager ..... Jesse Eisenberg
Communications Coordinator ..... Greg Picker

KEY STATS:
43rd NHL season (began play in 1972)
Arena: Nassau Veterans Memorial Coliseum (capacity 16,170)
Stanley Cups: 4 (1980, 1981, 1982, 1983)
2013-14 Regular Season: 34-37-11 (79 pts, 8th in Metropolitan/14th in East)
2014 Playoffs: Did Not Qualify

LAST BOSTON-NEW YORK TRADE:
February 7, 2013: Boston acquired future considerations from NY Islanders for Tim Thomas.

2014-2015 SERIES SCHEDULE:

At Boston:
Thursday, October 23
Saturday, February 7

At New York:
Thursday, January 29

LIFETIME RECORD vs. NEW YORK:

At Home:

GP	W	L	T	OTL	GF	GA	PTS
76	42	21	11	2	276	209	97

On the Road:

GP	W	L	T	OTL	GF	GA	PTS
78	36	30	10	2	254	247	84

Overall:

GP	W	L	T	OTL	GF	GA	PTS
154	78	51	21	4	530	456	181

ENTERING 2014-2015:

Current Streak, Home 0-2-0
Current Streak, Road 1-0-0
Current Streak, Overall 1-0-0

Lifetime Shutouts For ..... 8 (3 Home; 5 Road)
Lifetime Shutouts Against ..... 3 (0 Home; 3 Road)

Lifetime Overtime Record, Home 3-4-6
Lifetime Overtime Record, Road 0-2-9
Lifetime Overtime Record, Overall 3-6-15

Lifetime Shootout Record, Home 2-1
Lifetime Shootout Record, Road 0-0
Lifetime Shootout Record, Overall 2-1

THE LAST TIME vs. NEW YORK:

Boston Home Win ..... January 25, 2013 (4-2)
Boston Road Win ..... January 27, 2014 (6-3)

New York Home Win ..... November 2, 2013 (3-1)
New York Road Win ..... December 31, 2013 (5-3)

Boston Series Sweep 2008-09 (4-0-0)
New York Series Sweep 2005-06 (4-0-0)

Boston Home Shutout ..... October 12, 1998 (3-0, Byron Dafoe)
Boston Road Shutout ..... November 19, 2011 (6-0, Tim Thomas)
New York Home Shutout ..... February 24, 2004 (0-0, Rick DiPietro)
New York Road Shutout ..... None

Boston Home Overtime Win ..... October 10, 2009 (4-3; Marc Savard, Shootout)
Boston Road Overtime Win ..... None
New York Home Overtime Win ..... December 12, 2009 (3-2; Frans Nielsen, 0:24)
New York Road Overtime Win ..... January 11, 2007 (5-4; Jason Blake, Shootout)

THE LONGEST BOSTON:

Win Streak vs. New York 7-0-0-0
Losing Streak vs. New York 0-4-0-2
Point Streak vs. New York 9-0-2-0

Home Win Streak vs. New York 6-0-0-0
Home Losing Streak vs. New York 0-3-0-0
Home Point Streak vs. New York 6-0-4-0

Road Win Streak vs. New York 4-0-0-0
Road Losing Streak vs. New York 0-4-0-1
Road Point Streak vs. New York 5-0-1-0

NEW YORK RANGERS

Madison Square Garden
Two Pennsylvania Plaza, 14th Floor
New York, New York 10121
(212) 465-6486
www.newyorkrangers.com

HOCKEY OPERATIONS:

President & General Manager ..... Glen Sather
Assistant General Manager, Player Personnel ..... Jim Schoenfeld
Assistant General Manager ..... Jeff Gorton

COACHING STAFF:

Head Coach ..... Alain Vigneault
Associate Coach ..... Scott Arniel
Assistant Coaches ..... Darryl Williams, Ulf Samuelsson
Assistant Coach & Goaltending Coach ..... Benoit Allaire

COMMUNICATIONS STAFF:

Senior Vice President of Public Relations & Player Recruitment ..... John Rosasco
Director of Publicity, Sports Teams ..... Ryan Watson
Manager of Public Relations ..... Lindsay Ganghamer
Coordinator of Public Relations ..... Michael Rappaport

KEY STATS:

89th NHL season (began play in 1926)
Arena: Madison Square Garden (capacity 18,006)
Stanley Cups: 4 (1928, 1933, 1940, 1994)
2013-14 Regular Season: 45-31-6 (96 pts, 2nd in Metropolitan/5th in East)
2014 Playoffs: Lost in SCF to Los Angeles in five games

LAST BOSTON-NEW YORK TRADE:

February 27, 2007: Boston acquired Aaron Ward from NY Rangers for Paul Mara.

2014-2015 SERIES SCHEDULE:

At Boston:
Thursday, January 15
Saturday, March 28

At New York:
Wednesday, February 4

LIFETIME RECORD vs. NEW YORK:

At Home:

GP	W	L	T	OTL	GF	GA	PTS
315	167	100	42	6	1,106	873	382

On the Road:

GP	W	L	T	OTL	GF	GA	PTS
319	121	140	55	3	890	972	300

Overall:

GP	W	L	T	OTL	GF	GA	PTS
634	288	240	97	9	1,996	1,845	682

ENTERING 2014-2015:

Current Streak, Home 2-0-1
Current Streak, Road 3-0-1
Current Streak, Overall 5-0-2

Lifetime Shutouts For ..... 34 (19 Home; 15 Road)
Lifetime Shutouts Against ..... 40 (19 Home; 21 Road)

Lifetime Overtime Record, Home 2-8-13
Lifetime Overtime Record, Road 4-6-17
Lifetime Overtime Record, Overall 6-14-30

Lifetime Shootout Record, Home 2-3
Lifetime Shootout Record, Road 0-2
Lifetime Shootout Record, Overall 2-5

THE LAST TIME vs. NEW YORK:

Boston Home Win ..... November 29, 2013 (3-2)
Boston Road Win ..... March 2, 2014 (6-3)

New York Home Win ..... January 23, 2013 (4-3/OT)
New York Road Win ..... February 12, 2013 (4-3/SO)

Boston Series Sweep 2013-14 (3-0-0)
New York Series Sweep 2006-07 (4-0-0)

Boston Home Shutout ..... April 4, 2009 (1-0, Tim Thomas)
Boston Road Shutout ..... March 9, 2008 (0-1/SO, Alex Auld)
New York Home Shutout ..... November 1, 2009 (1-0, Henrik Lundqvist)
New York Road Shutout ..... February 14, 2012 (3-0, Henrik Lundqvist)

Boston Home Overtime Win ..... January 19, 2008 (4-3; Phil Kessel, Shootout)
Boston Road Overtime Win ..... November 5, 1990 (3-2; Bob Sweeney, 3:30)
New York Home Overtime Win ..... January 23, 2013 (4-3; Marian Gaborik, 0:27)
New York Road Overtime Win ..... February 12, 2013 (4-3; Ryan Callahan, Shootout)

THE LONGEST BOSTON:

Win Streak vs. New York 7-0-0-0 (4x)
Losing Streak vs. New York 0-5-0-3
Point Streak vs. New York 13-0-3-0

Home Win Streak vs. New York 10-0-0-0
Home Losing Streak vs. New York 0-6-0-0
Home Point Streak vs. New York 14-0-1-0

Road Win Streak vs. New York 9-0-0-0
Road Losing Streak vs. New York 0-5-0-0
Road Point Streak vs. New York 9-0-0-0

OTTAWA SENATORS

Canadian Tire Centre
1000 Palladium Drive
Ottawa, Ontario K2V 1A5
(613) 599-0250
www.ottawasenators.com

HOCKEY OPERATIONS:
President of Hockey Operations & General Manager ..... Bryan Murray
Assistant General Managers ..... Randy Lee, Pierre Dorion

COACHING STAFF:
Head Coach ..... Paul MacLean
Assistant Coaches ..... Dave Cameron, Mark Reeds, Jason Smith
Goaltending Coach ..... Rick Wamsley

COMMUNICATIONS STAFF:
Senior Director of Communications ..... Brian Morris
Manager of Communications ..... Chris Moore
Coordinator of Communications ..... Amanda Nigh

KEY STATS:
23rd NHL season (began play in 1992)
Arena: Canadian Tire Centre (capacity 19,153)
Stanley Cups: 0
2013-14 Regular Season: 37-31-14 (88 pts, 5th in Atlantic/11th in East)
2014 Playoffs: Did Not Qualify

LAST BOSTON-OTTAWA TRADE:
February 15, 2011: Boston acquired Chris Kelly from Ottawa for 2011 second round draft pick (Shane Prince).

2014-2015 SERIES SCHEDULE:

At Boston:
Saturday, November 1
Saturday, December 13
Saturday, January 3

At Ottawa:
Tuesday, March 10
Thursday, March 19

LIFETIME RECORD vs. OTTAWA:

At Home:

GP	W	L	T	OTL	GF	GA	PTS
62	38	18	5	1	211	156	82

On the Road:

GP	W	L	T	OTL	GF	GA	PTS
59	33	17	3	6	178	143	75

Overall:

GP	W	L	T	OTL	GF	GA	PTS
121	71	35	8	7	389	299	157

ENTERING 2014-2015:

Current Streak, Home 2-0-0
Current Streak, Road 0-2-0
Current Streak, Overall 1-0-0

Lifetime Shutouts For ..... 13 (6 Home; 7 Road)
Lifetime Shutouts Against ..... 8 (5 Home; 3 Road)

Lifetime Overtime Record, Home 3-1-5
Lifetime Overtime Record, Road 3-6-3
Lifetime Overtime Record, Overall 6-7-8

Lifetime Shootout Record, Home 2-1
Lifetime Shootout Record, Road 3-0
Lifetime Shootout Record, Overall 5-1

THE LAST TIME vs. OTTAWA:

Boston Home Win ..... February 8, 2014 (7-2)
Boston Road Win ..... March 21, 2013 (2-1)

Ottawa Home Win ..... December 28, 2013 (4-3)
Ottawa Road Win ..... April 28, 2013 (4-2)

Boston Series Sweep 1994-95 (4-0-0)
Ottawa Series Sweep ..... None

Boston Home Shutout ..... December 27, 2013 (5-0, Tuukka Rask)
Boston Road Shutout ..... March 1, 2011 (1-0, Tuukka Rask)
Ottawa Home Shutout ..... January 17, 2004 (4-0, Martin Prusek)
Ottawa Road Shutout ..... February 28, 2012 (1-0, Robin Lehner)

Boston Home Overtime Win ..... February 28, 2013 (2-1; Patrice Bergeron, 3:38)
Boston Road Overtime Win ..... March 11, 2013 (3-2; David Krejci, Shootout)
Ottawa Home Overtime Win ..... February 12, 2004 (3-2; Martin Havlat, 1:23)
Ottawa Road Overtime Win ..... November 4, 2007 (2-1; Daniel Alfredsson, Shootout)

THE LONGEST BOSTON:

Win Streak vs. Ottawa 17-0-0-0
Losing Streak vs. Ottawa 0-2-0-2
Point Streak vs. Ottawa 20-0-2-0

Home Win Streak vs. Ottawa 11-0-0-0
Home Losing Streak vs. Ottawa 0-3-0-0
Home Point Streak vs. Ottawa 11-0-0-0

Road Win Streak vs. Ottawa 11-0-0-0
Road Losing Streak vs. Ottawa 0-4-0-3
Road Point Streak vs. Ottawa 11-0-0-0

PHILADELPHIA FLYERS

Wells Fargo Center
3601 South Broad Street
Philadelphia, Pennsylvania 19148
(215) 465-4500
www.philadelphiaflyers.com

HOCKEY OPERATIONS:
General Manager ..... Ron Hextall
Assistant General Manager ..... Barry Hanrahan

COACHING STAFF:
Head Coach ..... Craig Berube
Assistant Coaches ..... Joe Mullen, Ian Laperriere, Gord Murphy
Goaltending Coach ..... Jeff Reese

COMMUNICATIONS STAFF:
Senior Director of Communications ..... Zack Hill
Manager of Public Relations ..... Joe Siville
Manager of Broadcasting & Media Services ..... Brian Smith

KEY STATS:
48th NHL season (began play in 1967)
Arena: Wells Fargo Center (capacity 19,541)
Stanley Cups: 2 (1974, 1975)
2013-14 Regular Season: 42-30-10 (94 pts, 3rd in Metropolitan/6th in East)
2014 Playoffs: Lost in Round One to NY Rangers in seven games

LAST BOSTON-PHILADELPHIA TRADE:
March 5, 2014: Andrej Meszaros acquired from Philadelphia for 2014 third round draft pick (Mark Friedman).

2014-2015 SERIES SCHEDULE:

At Boston:
Wednesday, October 8
Saturday, March 7

At Philadelphia:
Saturday, January 10

LIFETIME RECORD vs. PHILADELPHIA:

At Home:

GP	W	L	T	OTL	GF	GA	PTS
92	53	24	11	4	325	253	121

On the Road:

GP	W	L	T	OTL	GF	GA	PTS
91	44	35	10	2	281	287	100

Overall:

GP	W	L	T	OTL	GF	GA	PTS
183	97	59	21	6	606	540	221

ENTERING 2014-2015:

Current Streak, Home 3-0-0
Current Streak, Road 2-0-0
Current Streak, Overall 3-0-0

Lifetime Shutouts For ..... 13 (7 Home; 6 Road)
Lifetime Shutouts Against ..... 4 (2 Home; 2 Road)

Lifetime Overtime Record, Home 5-4-5
Lifetime Overtime Record, Road 5-2-5
Lifetime Overtime Record, Overall 10-6-10

Lifetime Shootout Record, Home 1-0
Lifetime Shootout Record, Road 2-1
Lifetime Shootout Record, Overall 3-1

THE LAST TIME vs. PHILADELPHIA:

Boston Home Win ..... April 5, 2014 (5-2)
Boston Road Win ..... March 30, 2014 (4-3/SO)

Philadelphia Home Win ..... April 23, 2013 (5-2)
Philadelphia Road Win ..... October 6, 2011 (2-1)

Boston Series Sweep 2013-14 (3-0-0)
Philadelphia Series Sweep ..... None

Boston Home Shutout ..... March 9, 2013 (3-0, Tuukka Rask)
Boston Road Shutout ..... December 17, 2011 (6-0, Tim Thomas)
Philadelphia Home Shutout ..... April 8, 2000 (3-0, Brian Boucher)
Philadelphia Road Shutout ..... January 2, 2006 (1-0, Antero Niittymaki)

Boston Home Overtime Win ..... March 17, 2012 (3-2; Patrice Bergeron, Shootout))
Boston Road Overtime Win ..... March 30, 2014 (4-3; Reilly Smith, Shootout)
Philadelphia Home Overtime Win ..... October 22, 2009 (4-3; Claude Giroux, Shootout)
Philadelphia Road Overtime Win ..... December 11, 2010 (2-1; Mike Richards, 4:57)

THE LONGEST BOSTON:

Win Streak vs. Philadelphia 15-0-0-0
Losing Streak vs. Philadelphia 0-3-0-0 (5x)
Point Streak vs. Philadelphia 23-0-4-0

Home Win Streak vs. Philadelphia 8-0-0-0
Home Losing Streak vs. Philadelphia 0-2-0-0 (7x)
Home Point Streak vs. Philadelphia 18-0-4-0

Road Win Streak vs. Philadelphia 9-0-0-0
Road Losing Streak vs. Philadelphia 0-6-0-0
Road Point Streak vs. Philadelphia 11-0-2-0

PITTSBURGH PENGUINS

CONSOL Energy Center
1001 Fifth Avenue
Pittsburgh, Pennsylvania 15219
(412) 642-1300
www.pittsburghpenguins.com

HOCKEY OPERATIONS:

Executive Vice President & General Manager ..... Jim Rutherford
Vice President of Hockey Operations ..... Jason Karmanos
Associate General Manager ..... Jason Botterill
Assistant General Managers ..... Tom Fitzgerald, Bill Guerin
Senior Advisor of Hockey Operations ..... Jacques Martin

COACHING STAFF:

Head Coach ..... Mike Johnston
Assistant Coaches ..... Gary Agnew, Rick Tocchet
Goaltending Coach ..... Mike Bales

COMMUNICATIONS STAFF:

Vice President of Communications ..... Tom McMillan
Senior Director of Communications ..... Jennifer Bullano
Manager of Communications ..... Jason Seidling

KEY STATS:

48th NHL season (began play in 1967)
Arena: CONSOL Energy Center (capacity 18,387)
Stanley Cups: 3 (1991, 1992, 2009)
2013-14 Regular Season: 51-24-7 (109 pts, 1st in Metropolitan/2nd in East)
2014 Playoffs: Lost in Round Two to NY Rangers in seven games

LAST BOSTON-PITTSBURGH TRADE:

December 19, 2006: Boston traded Wade Brookbank to Pittsburgh for cash.

2014-2015 SERIES SCHEDULE:

At Boston:
Monday, November 24

At Pittsburgh:
Wednesday, January 7
Saturday, March 14

LIFETIME RECORD vs. PITTSBURGH:

At Home:

GP	W	L	T	OTL	GF	GA	PTS
95	64	22	6	3	396	266	137

On the Road:

GP	W	L	T	OTL	GF	GA	PTS
97	41	39	15	2	3340	329	99

Overall:

GP	W	L	T	OTL	GF	GA	PTS
192	105	61	21	5	736	595	235

ENTERING 2014-2015:

Current Streak, Home 2-0-0
Current Streak, Road 0-4-0
Current Streak, Overall 2-0-0

Lifetime Shutouts For ..... 8 (5 Home; 3 Road)
Lifetime Shutouts Against ..... 7 (2 Home; 5 Road)

Lifetime Overtime Record, Home 3-4-2
Lifetime Overtime Record, Road 2-4-6
Lifetime Overtime Record, Overall 5-8-8

Lifetime Shootout Record, Home 1-2
Lifetime Shootout Record, Road 1-0
Lifetime Shootout Record, Overall 2-2

THE LAST TIME vs. PITTSBURGH:

Boston Home Win ..... December 7, 2013 (3-2)
Boston Road Win ..... December 5, 2011 (3-1)

Pittsburgh Home Win ..... October 30, 2013 (3-2)
Pittsburgh Road Win ..... April 20, 2013 (3-2)

Boston Series Sweep 2005-06 (4-0-0)
Pittsburgh Series Sweep 2012-13 (3-0-0)

Boston Home Shutout ..... November 10, 2009 (3-0, Tim Thomas)
Boston Road Shutout ..... November 7, 1998 (0-0, Byron Dafoe)
Pittsburgh Home Shutout ..... March 25, 2007 (5-0, Marc-Andre Fleury)
Pittsburgh Road Shutout ..... March 18, 2010 (3-0, Marc-Andre Fleury)

Boston Home Overtime Win ..... November 25, 2013 (4-3; Torey Krug, 0:34)
Boston Road Overtime Win ..... November 22, 2006 (4-3; Marco Sturm, Shootout)
Pittsburgh Home Overtime Win ..... November 14, 2009 (6-5; Pascal Dupuis, 1:24)
Pittsburgh Road Overtime Win ..... March 5, 2011 (3-2; Dustin Jeffrey, 1:52)

THE LONGEST BOSTON:

Win Streak vs. Pittsburgh 9-0-0-0
Losing Streak vs. Pittsburgh 0-12-0-0
Point Streak vs. Pittsburgh 10-0-2-0

Home Win Streak vs. Pittsburgh 16-0-0-0
Home Losing Streak vs. Pittsburgh 0-5-0-1
Home Point Streak vs. Pittsburgh 26-0-2-0

Road Win Streak vs. Pittsburgh 4-0-0-0 (3x)
Road Losing Streak vs. Pittsburgh 0-12-0-0
Road Point Streak vs. Pittsburgh 9-0-2-1

ST. LOUIS BLUES

Scottrade Center
1401 Clark Avenue
St. Louis, Missouri 63103
(314) 622-2500
www.stlouisblues.com

HOCKEY OPERATIONS:
President of Hockey Operations & General Manager ..... Doug Armstrong
Vice President of Hockey Operations ..... Dave Taylor
Senior Advisor to the General Manager ..... Al MacInnis
Assistant General Manager ..... Kevin McDonald

COACHING STAFF:
Head Coach ..... Ken Hitchcock
Associate Coach ..... Brad Shaw
Assistant Coaches ..... Ray Bennett, Kirk Muller
Goaltending Coach ..... Jim Corsi

COMMUNICATIONS STAFF:
Senior Vice President of Marketing & Public Relations ..... Mike Caruso
Senior Director of Media Relations & Team Services ..... Rich Jankowski
Assistant Director of Media Relations ..... Dan O'Neill

KEY STATS:
48th NHL season (began play in 1967)
Arena: Scottrade Center (capacity 19,150)
Stanley Cups: 0
2013-14 Regular Season: 52-23-7 (111 pts, 2nd in Central/3rd in West)
2014 Playoffs: Lost in Round One to Chicago in six games

LAST BOSTON-ST. LOUIS TRADE:
April 3, 2013: Boston acquired Wade Redden from St. Louis for 2014 sixth round draft pick (Samuel Blais).

2014-2015 SERIES SCHEDULE:

At Boston:
Tuesday, November 18

At St. Louis:
Friday, February 20

LIFETIME RECORD vs. ST. LOUIS:

At Home:

GP	W	L	T	OTL	GF	GA	PTS
63	35	15	9	4	255	175	83

On the Road:

GP	W	L	T	OTL	GF	GA	PTS
64	26	24	9	5	216	201	66

Overall:

GP	W	L	T	OTL	GF	GA	PTS
127	61	39	18	9	471	376	149

ENTERING 2014-2015:

Current Streak, Home 0-2-0-4
Current Streak, Road 3-0-0-5
Current Streak, Overall 3-0-0-4

Lifetime Shutouts For ..... 11 (6 Home; 5 Road)
Lifetime Shutouts Against ..... 6 (2 Home; 4 Road)

Lifetime Overtime Record, Home 2-4-5
Lifetime Overtime Record, Road 1-5-0
Lifetime Overtime Record, Overall 3-9-5

Lifetime Shootout Record, Home 0-3
Lifetime Shootout Record, Road 0-1
Lifetime Shootout Record, Overall 0-4

THE LAST TIME vs. ST. LOUIS:

Boston Home Win ..... January 30, 2001 (5-1)
Boston Road Win ..... February 22, 2012 (4-2)

St. Louis Home Win ..... February 6, 2014 (3-2/OT)
St. Louis Road Win ..... November 21, 2013 (3-2/SO)

Boston Series Sweep 2011-12 (1-0-0)
St. Louis Series Sweep 2013-14 (2-0-0)

Boston Home Shutout ..... January 18, 1979 (4-0, Gerry Cheevers)
Boston Road Shutout ..... March 27, 1990 (3-0, Reggie Lemelin)
St. Louis Home Shutout ..... December 18, 1999 (4-0, Roman Turek)
St. Louis Road Shutout ..... December 3, 2002 (4-0, Fred Brathwaite)

Boston Home Overtime Win ..... March 6, 1993 (4-3; Ray Bourque, 4:39)
Boston Road Overtime Win ..... January 9, 1988 (2-1; Cam Neely, 4:07)
St. Louis Home Overtime Win ..... February 6, 2014 (3-2; T. J. Oshie, 3:29)
St. Louis Road Overtime Win ..... November 21, 2013 (3-2; Derek Roy, Shootout)

THE LONGEST BOSTON:

Win Streak vs. St. Louis 7-0-0-0 (2x)
Losing Streak vs. St. Louis 0-2-0-5
Point Streak vs. St. Louis 8-0-3-0

Home Win Streak vs. St. Louis 9-0-0-0
Home Losing Streak vs. St. Louis 0-2-0-4
Home Point Streak vs. St. Louis 11-0-1-0

Road Win Streak vs. St. Louis 5-0-0-0
Road Losing Streak vs. St. Louis 0-3-0-4
Road Point Streak vs. St. Louis 3-0-0-5

SAN JOSE SHARKS

SAP Center at San Jose
525 West Santa Clara Street
San Jose, California 95113
(408) 287-7070
www.sjsharks.com

HOCKEY OPERATIONS:
Executive Vice President & General Manager....Doug Wilson
Vice President & Assistant General Manager.... Wayne Thomas
Assistant General Manager.... Joe Will

COACHING STAFF:
Head Coach....Todd McLellan
Associate Coach....Larry Robinson
Assistant Coaches....Jay Woodcroft, Jim Johnson
Goaltending Development Coach.... Corey Schwab

COMMUNICATIONS STAFF:
Director of Media Relations.... Scott Emmert
Media Relations Manager.... Ben Guerrero
Media Relations Coordinator....Jason Plank

KEY STATS:
24th NHL season (began play in 1991)
Arena: SAP Center at San Jose (capacity 17,562)
Stanley Cups: 0
2013-14 Regular Season: 51-22-9 (111 pts, 2nd in Pacific/4th in West)
2014 Playoffs: Lost in Round One to Los Angeles in seven games

LAST BOSTON-SAN JOSE TRADE:
November 30, 2005: Boston acquired Marco Sturm, Brad Stuart and Wayne Primeau from San Jose for Joe Thornton.

2014-2015 SERIES SCHEDULE:

At Boston:
Tuesday, October 21

At San Jose:
Thursday, December 4

LIFETIME RECORD vs. SAN JOSE:

At Home:

GP	W	L	T	OTL	GF	GA	PTS
15	8	4	3	0	47	44	19

On the Road:

GP	W	L	T	OTL	GF	GA	PTS
15	8	5	2	0	44	34	18

Overall:

GP	W	L	T	OTL	GF	GA	PTS
30	16	9	5	0	91	79	37

ENTERING 2014-2015:

Current Streak, Home....1-0-0
Current Streak, Road....1-0-0
Current Streak, Overall....2-0-0

Lifetime Shutouts For.... 3 (1 Home; 2 Road)
Lifetime Shutouts Against.... 1 (1 Home; 0 Road)

Lifetime Overtime Record, Home....0-0-3
Lifetime Overtime Record, Road....1-0-2
Lifetime Overtime Record, Overall....1-0-5

Lifetime Shootout Record, Home.... 0-0
Lifetime Shootout Record, Road.... 1-0
Lifetime Shootout Record, Overall.... 1-0

THE LAST TIME vs. SAN JOSE:

Boston Home Win.... October 24, 2013 (2-1)
Boston Road Win....January 11, 2014 (1-0)

San Jose Home Win.... March 22, 2012 (2-1)
San Jose Road Win.... October 22, 2011 (4-2)

Boston Series Sweep.... 2013-14 (2-0-0)
San Jose Series Sweep.... 2011-12 (2-0-0)

Boston Home Shutout....January 3, 1998 (3-0, Byron Dafoe)
Boston Road Shutout....January 11, 2014 (1-0, Tuukka Rask)
San Jose Home Shutout....None
San Jose Road Shutout....February 5, 2011 (2-0, Antti Niemi)

Boston Home Overtime Win....None
Boston Road Overtime Win.... January 14, 2010 (2-1; Zdeno Chara, Shootout)
San Jose Home Overtime Win....None
San Jose Road Overtime Win....None

THE LONGEST BOSTON:

Win Streak vs. San Jose....4-0-0-0
Losing Streak vs. San Jose....0-3-0-0
Point Streak vs. San Jose.... 7-0-3-0

Home Win Streak vs. San Jose....3-0-0-0
Home Losing Streak vs. San Jose....0-4-0-0
Home Point Streak vs. San Jose.... 7-0-3-0

Road Win Streak vs. San Jose....2-0-0-0 (3x)
Road Losing Streak vs. San Jose....0-3-0-0
Road Point Streak vs. San Jose....3-0-2-0

TAMPA BAY LIGHTNING

Amalie Arena
401 Channelside Drive
Tampa, Florida 33602
(813) 301-6500
www.tampabaylightning.com

HOCKEY OPERATIONS:
Vice President & General Manager ..... Steve Yzerman
Assistant General Manager ..... Julien BriseBois
Assistant General Manager & Director of Player Personnel ..... Pat Verbeek
Senior Advisor to the General Manager ..... Tom Kurvers

COACHING STAFF:
Head Coach ..... Jon Cooper
Associate Coach ..... Rick Bowness
Assistant Coaches ..... George Gwozdecky, Steve Thomas
Goaltending Coach ..... Frantz Jean

COMMUNICATIONS STAFF:
Executive Vice President of Marketing & Communications ..... Bill Wickett
Director of Public Relations ..... Brian Breseman
Public Relations Coordinator ..... Trevor van Knotsenburg

KEY STATS:
23rd NHL season (began play in 1992)
Arena: Amalie Arena (capacity 19,204)
Stanley Cups: 1 (2004)
2013-14 Regular Season: 46-27-9 (101 pts, 2nd in Atlantic/3rd in East)
2014 Playoffs: Lost in Round One to Montreal in four games

LAST BOSTON-TAMPA BAY TRADE:
June 23, 2012: Boston acquired Michel Ouellet and 2012 fifth round draft pick (Seth Griffith) for Benoit Pouliot.

2014-2015 SERIES SCHEDULE:

At Boston:
Tuesday, January 13
Thursday, March 12

At Tampa Bay:
Sunday, March 22
Saturday, April 11

LIFETIME RECORD vs. TAMPA BAY:

At Home:

GP	W	L	T	OTL	GF	GA	PTS
41	31	4	6	0	155	88	68

On the Road:

GP	W	L	T	OTL	GF	GA	PTS
40	21	16	3	0	121	117	45

Overall:

GP	W	L	T	OTL	GF	GA	PTS
81	52	20	9	0	276	205	113

ENTERING 2014-2015:

Current Streak, Home 8-0-0
Current Streak, Road 3-0-0
Current Streak, Overall 8-0-0

Lifetime Shutouts For ..... 6 (4 Home; 2 Road)
Lifetime Shutouts Against ..... 3 (1 Home; 2 Road)

Lifetime Overtime Record, Home 4-0-5
Lifetime Overtime Record, Road 4-0-3
Lifetime Overtime Record, Overall 8-0-8

Lifetime Shootout Record, Home 1-0
Lifetime Shootout Record, Road 1-0
Lifetime Shootout Record, Overall 2-0

THE LAST TIME vs. TAMPA BAY:

Boston Home Win ..... November 11, 2013 (3-0)
Boston Road Win ..... March 8, 2014 (4-3/SO)

Tampa Bay Home Win ..... March 13, 2012 (6-1)
Tampa Bay Road Win ..... March 25, 2010 (5-3)

Boston Series Sweep 2013-14 (4-0-0)
Tampa Bay Series Sweep ..... None

Boston Home Shutout ..... November 11, 2013 (3-0, Tuukka Rask)
Boston Road Shutout ..... October 19, 2013 (5-0, Tuukka Rask)
Tampa Bay Home Shutout ..... April 8, 1999 (3-0, Kevin Hodson & Corey Schwab)
Tampa Bay Road Shutout ..... April 9, 1994 (3-0, Wendell Young)

Boston Home Overtime Win ..... November 30, 2006 (4-3; Phil Kessel, Shootout)
Boston Road Overtime Win ..... March 8, 2014 (4-3; Reilly Smith, Shootout)
Tampa Bay Home Overtime Win ..... None
Tampa Bay Road Overtime Win ..... None

THE LONGEST BOSTON:

Win Streak vs. Tampa Bay 8-0-0-0
Losing Streak vs. Tampa Bay 0-2-0-0 (5x)
Point Streak vs. Tampa Bay 7-0-2-0

Home Win Streak vs. Tampa Bay 8-0-0-0
Home Losing Streak vs. Tampa Bay 0-1-0-0 (4x)
Home Point Streak vs. Tampa Bay 16-0-5-0

Road Win Streak vs. Tampa Bay 4-0-0-0
Road Losing Streak vs. Tampa Bay 0-4-0-0
Road Point Streak vs. Tampa Bay 4-0-0-0

TORONTO MAPLE LEAFS

Air Canada Centre
40 Bay Street, Suite 400
Toronto, Ontario M5J 2X2
(416) 815-5700
www.mapleleafs.com

HOCKEY OPERATIONS:
Senior Vice President & General Manager ..... Dave Nonis
Assistant General Manager ..... Kyle Dubas
Senior Advisor ..... Cliff Fletcher

COACHING STAFF:
Head Coach ..... Randy Carlyle
Assistant Coaches ..... Chris Dennis, Steve Spott, Peter Horachek
Goaltending Coach ..... Rick St. Croix

COMMUNICATIONS STAFF:
Director of Media Relations ..... Steve Keogh
Coordinator of Media Relations ..... Ian Meagher

KEY STATS:
98th NHL season (began play in 1917)
Arena: Air Canada Centre (capacity 18,819)
Stanley Cups: 13 (1918, 1922, 1932, 1942, 1945, 1947, 1948, 1949, 1951, 1962, 1963, 1964, 1967)
2013-14 Regular Season: 38-36-8 (84 pts, 6th in Atlantic/12th in East)
2014 Playoffs: Did Not Qualify

LAST BOSTON-TORONTO TRADE:
February 18, 2011: Tomas Kaberle acquired by Boston from Toronto for Joe Colborne and 2011 first round (later traded to Anaheim, Rickard Rakell) and 2012 second round (later traded to Colorado, Washington and Dallas, Mike Winther) draft picks.

2014-2015 SERIES SCHEDULE:

At Boston:
Wednesday, December 31
Saturday, April 4

At Toronto:
Saturday, October 25
Wednesday, November 12

LIFETIME RECORD vs. TORONTO:

At Home:

GP	W	L	T	OTL	GF	GA	PTS
326	180	96	47	3	1,070	864	410

On the Road:

GP	W	L	T	OTL	GF	GA	PTS
327	109	161	51	6	863	1,076	275

Overall:

GP	W	L	T	OTL	GF	GA	PTS
653	289	257	98	9	1,933	1,940	685

ENTERING 2014-2015:

Current Streak, Home 0-1-0
Current Streak, Road 1-0-1
Current Streak, Overall 0-1-1

Lifetime Shutouts For ..... 50 (33 Home; 17 Road)
Lifetime Shutouts Against ..... 48 (16 Home; 32 Road)

Lifetime Overtime Record, Home 11-2-7
Lifetime Overtime Record, Road 5-9-13
Lifetime Overtime Record, Overall 16-11-20

Lifetime Shootout Record, Home 3-2
Lifetime Shootout Record, Road 1-3
Lifetime Shootout Record, Overall 4-5

THE LAST TIME vs. TORONTO:

Boston Home Win ..... November 9, 2013 (3-1)
Boston Road Win ..... December 8, 2013 (5-2)

Toronto Home Win ..... April 3, 2014 (4-3/OT)
Toronto Road Win ..... January 14, 2014 (4-3)

Boston Series Sweep 2011-12 (6-0-0)
Toronto Series Sweep 1996-97 (2-0-0)

Boston Home Shutout ..... March 19, 2012 (8-0, Tim Thomas)
Boston Road Shutout ..... February 2, 2013 (1-0, Tuukka Rask)
Toronto Home Shutout ..... December 19, 2009 (2-0, Jonas Gustavsson)
Toronto Road Shutout ..... March 25, 2004 (3-0, Ed Belfour)

Boston Home Overtime Win ..... March 25, 2013 (3-2; Patrice Bergeron, Shootout)
Boston Road Overtime Win ..... April 3, 2010 (2-1; Miroslav Satan, 3:25)
Toronto Home Overtime Win ..... April 3, 2014 (4-3; Nazem Kadri, 2:51)
Toronto Road Overtime Win ..... March 31, 2011 (4-3; Nazem Kadri, Shootout)

THE LONGEST BOSTON:

Win Streak vs. Toronto 8-0-0-0
Losing Streak vs. Toronto 0-7-0-0
Point Streak vs. Toronto 8-0-4-0

Home Win Streak vs. Toronto 7-0-0-0 (2x)
Home Losing Streak vs. Toronto 0-6-0-0
Home Point Streak vs. Toronto 15-0-2-0

Road Win Streak vs. Toronto 6-0-0-0
Road Losing Streak vs. Toronto 0-7-0-0
Road Point Streak vs. Toronto 10-0-3-0

VANCOUVER CANUCKS

Rogers Arena
800 Griffiths Way
Vancouver, British Columbia V6B 6G1
(604) 899-4600
www.canucks.com

HOCKEY OPERATIONS:

President of Hockey Operations ..... Trevor Linden
General Manager ..... Jim Benning
Assistant General Manager ..... Lorne Henning
Assistant General Manager&
Vice President of Hockey Operations ..... Laurence Gilman

COACHING STAFF:

Head Coach ..... Willie Desjardins
Assistant Coaches ..... Glen Gulutzan, Doug Lidster, Perry Pearn
Goaltending Coach ..... Roland Melanson

COMMUNICATIONS STAFF:

Vice President of Communications &
Community Partnerships ..... Chris Brumwell
Director of Media Relations & Team Operations ..... Ben Brown
Manager of Media Relations & Publications ..... Stephanie Maniago
Coordinator of Media Relations & Publications ..... Alfred DeVera

KEY STATS:

45th NHL season (began play in 1970)
Arena: Rogers Arena (capacity 18,910)
Stanley Cups: 0
2013-14 Regular Season: 36-35-11 (83 pts, 5th in Pacific/12th in West)
2014 Playoffs: Did Not Qualify

LAST BOSTON-VANCOUVER TRADE:

January 17, 2004: Boston acquired Jiri Slegr from Vancouver for future considerations.

2014-2015 SERIES SCHEDULE:

At Boston:
Friday, February 13

At Vancouver:
Tuesday, February 24

LIFETIME RECORD vs. VANCOUVER:

At Home:

GP	W	L	T	OTL	GF	GA	PTS
56	40	8	7	1	227	132	88

On the Road:

GP	W	L	T	OTL	GF	GA	PTS
55	29	18	8	0	217	178	66

Overall:

GP	W	L	T	OTL	GF	GA	PTS
111	69	26	15	1	444	310	154

ENTERING 2014-2015:

Current Streak, Home 1-0-0
Current Streak, Road 0-1-0
Current Streak, Overall 1-0-0

Lifetime Shutouts For ..... 5 (3 Home; 2 Road)
Lifetime Shutouts Against ..... 1 (1 Home; 0 Road)

Lifetime Overtime Record, Home 2-2-5
Lifetime Overtime Record, Road 2-2-3
Lifetime Overtime Record, Overall 4-4-8

Lifetime Shootout Record, Home 0-1
Lifetime Shootout Record, Road 0-0
Lifetime Shootout Record, Overall 0-1

THE LAST TIME vs. VANCOUVER:

Boston Home Win ..... February 4, 2014 (3-1)
Boston Road Win ..... February 26, 2011 (3-1)

Vancouver Home Win ..... December 14, 2013 (6-2)
Vancouver Road Win ..... January 7, 2012 (4-3)

Boston Series Sweep 2010-11 (1-0-0)
Vancouver Series Sweep 2011-12 (1-0-0)

Boston Home Shutout ..... December 21, 2006 (2-0, Tim Thomas)
Boston Road Shutout ..... October 28, 2008 (1-0, Tim Thomas)
Vancouver Home Shutout ..... None
Vancouver Road Shutout ..... January 15, 1996 (6-0, Corey Hirsch)

Boston Home Overtime Win ..... November 15, 2003
(2-1; Brian Rolston, 4:15)
Boston Road Overtime Win ..... February 12, 2002
(2-1; Glen Murray, 2:03)
Vancouver Home Overtime Win ..... February 23, 1992
(2-1; Pavel Bure, 2:52)
Vancouver Road Overtime Win ..... February 6, 2010
(3-2; Pavol Demitra, Shootout)

THE LONGEST BOSTON:

Win Streak vs. Vancouver 8-0-0-0
Losing Streak vs. Vancouver 0-3-0-0
Point Streak vs. Vancouver 13-0-6-0

Home Win Streak vs. Vancouver 10-0-0-0
Home Losing Streak vs. Vancouver 0-1-0-1 (2x)
Home Point Streak vs. Vancouver 14-0-2-0

Road Win Streak vs. Vancouver 7-0-0-0
Road Losing Streak vs. Vancouver 0-3-0-0
Road Point Streak vs. Vancouver 5-0-4-0

WASHINGTON CAPITALS

Kettler Capitals Iceplex
627 N. Glebe Road, Suite 850
Arlington, Virginia 22203
(202) 266-2200
www.washingtoncaps.com

HOCKEY OPERATIONS:
Senior Vice President & General Manager ..... Brian MacLellan
Assistant General Manager ..... Ross Mahoney
Assistant General Manager & Director of Legal Affairs ..... Don Fishman

COACHING STAFF:
Head Coach ..... Barry Trotz
Assistant Coaches ..... Blaine Forsythe, Todd Reirden, Lane Lambert
Goaltending Coach ..... Mitch Korn

COMMUNICATIONS STAFF:
Senior Director of Communications ..... Sergey Kocharov
Manager of Media Relations ..... Pace Sagester
Communications Coordinator ..... Megan Eichenberg

KEY STATS:
41st NHL season (began play in 1974)
Arena: Verizon Center (capacity 18,506)
Stanley Cups: 0
2013-14 Regular Season: 38-30-14 (90 pts, 5th in Metropolitan/9th in East)
2014 Playoffs: Did Not Qualify

LAST BOSTON-WASHINGTON TRADE:
May 26, 2012: Boston acquired Chris Bourque from Washington for Zach Hamill.

2014-2015 SERIES SCHEDULE:

At Boston:
Saturday, October 11

At Washington:
Sunday, March 15
Wednesday, April 8

LIFETIME RECORD vs. WASHINGTON:

At Home:

GP	W	L	T	OTL	GF	GA	PTS
73	42	19	9	3	253	190	96

On the Road:

GP	W	L	T	OTL	GF	GA	PTS
72	34	21	12	5	237	208	85

Overall:

GP	W	L	T	OTL	GF	GA	PTS
145	76	40	21	8	490	398	181

ENTERING 2014-2015:

Current Streak, Home 1-0-0
Current Streak, Road 2-0-2
Current Streak, Overall 2-0-0

Lifetime Shutouts For ..... 8 (5 Home; 3 Road)
Lifetime Shutouts Against ..... 5 (4 Home; 1 Road)

Lifetime Overtime Record, Home 7-4-7
Lifetime Overtime Record, Road 4-4-7
Lifetime Overtime Record, Overall 11-8-14

Lifetime Shootout Record, Home 1-1
Lifetime Shootout Record, Road 3-1
Lifetime Shootout Record, Overall 4-2

THE LAST TIME vs. WASHINGTON:

Boston Home Win ..... March 6, 2014 (3-0)
Boston Road Win ..... March 29, 2014 (4-2)

Washington Home Win ..... April 27, 2013 (3-2/OT)
Washington Road Win ..... March 1, 2014 (4-2)

Boston Series Sweep 2006-07 (4-0-0)
Washington Series Sweep 1982-83 (3-0-0)

Boston Home Shutout ..... March 6, 2014 (3-0, Tuukka Rask)
Boston Road Shutout ..... February 25, 2000 (3-0, John Grahame)
Washington Home Shutout ..... January 14, 2002 (1-0/OT, Olaf Kolzig)
Washington Road Shutout ..... December 2, 2000 (2-0, Olaf Kolzig)

Boston Home Overtime Win ..... January 27, 2009
(3-2; David Krejci, 1:55)
Boston Road Overtime Win ..... April 11, 2010
(4-3; David Krejci, Shootout)
Washington Home Overtime Win ..... April 27, 2013
(3-2; Eric Fehr, 3:23)
Washington Road Overtime Win ..... March 29, 2012
(4-3; Brooks Laich, Shootout)

THE LONGEST BOSTON:

Win Streak vs. Washington 6-0-0-0
Losing Streak vs. Washington 0-3-0-0 (3x)
Point Streak vs. Washington 21-0-5-0

Home Win Streak vs. Washington 6-0-0-0 (2x)
Home Losing Streak vs. Washington 0-2-0-1 (3x)
Home Point Streak vs. Washington 13-0-2-0

Road Win Streak vs. Washington 5-0-0-0
Road Losing Streak vs. Washington 0-3-0-1
Road Point Streak vs. Washington 9-0-4-0

WINNIPEG JETS

MTS Centre
345 Graham Avenue
Winnipeg, Manitoba R3C 5S6
(204) 987-7825
www.winnipegjets.com

HOCKEY OPERATIONS:
Executive Vice President & General Manager ..... Kevin Cheveldayoff
Senior Vice President & Assistant General Manager ..... Craig Heisinger
Assistant General Manager ..... Larry Simmons

COACHING STAFF:
Head Coach ..... Paul Maurice
Assistant Coaches ..... Charlie Huddy, Pascal Vincent
Goaltending Coach ..... Wade Flaherty

COMMUNICATIONS STAFF:
Senior Director of Corporate Communications ..... Scott Brown
Communications Coordinator ..... Kalen Qually

KEY STATS:
16th NHL season (began play in Atlanta in 1999; moved to Winnipeg in 2011)
Arena: MTS Centre (capacity 15,004)
Stanley Cups: 0
2013-14 Regular Season: 37-35-10 (84 pts, 7th in Central/11th in West)
2014 Playoffs: Did Not Qualify

LAST BOSTON-WINNIPEG TRADE:
February 18: Boston acquired Rich Peverley and Boris Valabik from Atlanta for Mark Stuart and Blake Wheeler.

2014-2015 SERIES SCHEDULE:

At Boston:
Friday, November 28

At Winnipeg:
Friday, December 19

LIFETIME RECORD vs. WINNIPEG:

At Home:

GP	W	L	T	OTL	GF	GA	PTS
26	18	4	2	2	96	75	40

On the Road:

GP	W	L	T	OTL	GF	GA	PTS
27	13	11	0	3	73	78	29

Overall:

GP	W	L	T	OTL	GF	GA	PTS
53	31	15	2	5	169	153	69

ENTERING 2014-2015:

Current Streak, Home 12-0-0
Current Streak, Road 0-1-1
Current Streak, Overall 1-0-1

Lifetime Shutouts For ..... 4 (1 Home; 3 Road)
Lifetime Shutouts Against ..... 1 (0 Home; 1 Road)

Lifetime Overtime Record, Home 4-2-2
Lifetime Overtime Record, Road 1-3-0
Lifetime Overtime Record, Overall 5-5-2

Lifetime Shootout Record, Home 2-1
Lifetime Shootout Record, Road 1-2
Lifetime Shootout Record, Overall 3-3

THE LAST TIME vs. WINNIPEG:

Boston Home Win ..... January 4, 2014 (4-1)
Boston Road Win ..... February 17, 2013 (3-2)

Winnipeg Home Win ..... April 10, 2014 (2-1/SO)
Winnipeg Road Win ..... March 31, 2007 (3-2)

Boston Series Sweep 2009-10 (4-0-0)
Winnipeg Series Sweep 2006-07 (4-0-0)

Boston Home Shutout ..... December 30, 2009 (4-0, Tuukka Rask)
Boston Road Shutout ..... March 23, 2010 (4-0, Tuukka Rask)
Winnipeg Home Shutout ..... December 29, 2007 (5-0, Kari Lehtonen)
Winnipeg Road Shutout ..... None

Boston Home Overtime Win ..... January 21, 2013 (2-1; Patrice Bergeron, Shootout)
Boston Road Overtime Win ..... November 19, 2009 (4-3, Patrice Bergeron, Shootout)
Winnipeg Home Overtime Win ..... April 10, 2014 (2-1; Bryan Little, Shootout)
Winnipeg Road Overtime Win ..... March 21, 2006 (5-4; Jim Slater, Shootout)

THE LONGEST BOSTON:

Win Streak vs. Winnipeg 10-0-0-0
Losing Streak vs. Winnipeg 0-5-0-1
Point Streak vs. Winnipeg 10-0-0-0

Home Win Streak vs. Winnipeg 12-0-0-0
Home Losing Streak vs. Winnipeg 0-2-0-1
Home Point Streak vs. Winnipeg 11-0-0-0

Road Win Streak vs. Winnipeg 4-0-0-0
Road Losing Streak vs. Winnipeg 0-3-0-1
Road Point Streak vs. Winnipeg 4-0-0-0

YEAR-BY-YEAR SEASON SERIES BY TEAM

KEY:	Overall GP	W	L	T	O	PTS	GF	GA	Home GP	W	L	T	O	PTS	GF	GA	Road GP	W	L	T	O	PTS	GF	GA
BOSTON vs. ANAHEIM																								
1993-94	2	1	0	1	-	3	6	4	1	1	0	0	-	2	5	3	1	0	0	1	-	1	1	1
1994-95	-	-	-	-	-	-	-	-	-	-	-	-	-	-	-	-	-	-	-	-	-	-	-	-
1995-96	2	1	1	0	-	2	10	6	1	1	0	0	-	2	7	2	1	0	1	0	-	0	3	4
1996-97	2	1	1	0	-	2	7	6	1	0	1	0	-	0	2	5	1	1	0	0	-	2	5	1
1997-98	2	1	1	0	-	2	3	3	1	0	1	0	-	0	0	3	1	1	0	0	-	2	3	0
1998-99	2	1	1	0	-	2	2	4	1	1	0	0	-	2	2	1	1	0	1	0	-	0	0	3
1999-00	2	1	1	0	0	2	5	6	1	0	1	0	0	0	2	4	1	1	0	0	0	2	3	2
2000-01	1	1	0	0	0	2	3	2	-	-	-	-	-	-	-	-	1	1	0	0	0	2	3	2
2001-02	2	1	0	1	0	3	6	4	1	1	0	0	0	2	4	2	1	0	0	1	0	1	2	2
2002-03	1	0	1	0	0	0	1	4	1	0	1	0	0	0	1	4	-	-	-	-	-	-	-	-
2003-04	1	1	0	0	0	2	4	3	-	-	-	-	-	-	-	-	1	1	0	0	0	2	4	3
2004-05	-	-	-	-	-	-	-	-	-	-	-	-	-	-	-	-	-	-	-	-	-	-	-	-
2005-06	1	1	0	-	0	2	4	3	1	1	0	-	0	2	4	3	-	-	-	-	-	-	-	-
2006-07	-	-	-	-	-	-	-	-	-	-	-	-	-	-	-	-	-	-	-	-	-	-	-	-
2007-08	1	0	1	-	0	0	1	2	-	-	-	-	-	-	-	-	1	0	1	-	0	0	1	2
2008-09	1	1	0	-	0	2	6	0	1	1	0	-	0	2	6	0	-	-	-	-	-	-	-	-
2009-10	2	0	2	-	0	0	4	10	1	0	1	-	0	0	1	6	1	0	1	-	0	0	3	4
2010-11	1	0	1	-	0	0	0	3	1	0	1	-	0	0	0	3	-	-	-	-	-	-	-	-
2011-12	1	1	0	-	0	2	3	2	-	-	-	-	-	-	-	-	1	1	0	-	0	2	3	2
2012-13	-	-	-	-	-	-	-	-	-	-	-	-	-	-	-	-	-	-	-	-	-	-	-	-
2013-14	2	1	1	-	0	2	4	7	1	1	0	-	0	2	3	2	1	0	1	-	0	0	2	5
BOSTON vs. ARIZONA*																								
1979-80	4	3	1	0	-	6	11	5	2	2	0	0	-	4	7	1	2	1	1	0	-	2	4	4
1980-81	4	2	0	2	-	6	23	19	2	1	0	1	-	3	12	11	2	1	0	1	-	3	11	8
1981-82	3	3	0	0	-	6	23	15	2	2	0	0	-	4	15	10	1	1	0	0	-	2	8	5
1982-83	3	0	2	1	-	1	11	14	1	0	0	1	-	1	2	2	2	0	2	0	-	0	9	12
1983-84	3	2	1	0	-	4	11	9	2	2	0	0	-	4	9	4	1	0	1	0	-	0	2	5
1984-85	3	1	2	0	-	2	10	10	1	0	1	0	-	0	3	4	2	1	1	0	-	2	7	6
1985-86	3	3	0	0	-	6	17	10	2	2	0	0	-	4	15	9	1	1	0	0	-	2	2	1
1986-87	3	2	1	0	-	4	10	10	1	1	0	0	-	2	6	3	2	1	1	0	-	2	4	7
1987-88	3	3	0	0	-	6	13	9	2	2	0	0	-	4	9	6	1	1	0	0	-	2	4	3
1988-89	3	2	1	0	-	4	12	8	1	0	1	0	-	0	3	4	2	2	0	0	-	4	9	4
1989-90	3	1	1	1	-	3	9	8	2	1	0	1	-	3	7	5	1	0	1	0	-	0	2	3
1990-91	3	2	1	0	-	4	9	10	1	1	0	0	-	2	5	2	2	1	1	0	-	2	4	8
1991-92	3	1	1	1	-	3	10	9	1	0	1	0	-	0	1	3	2	1	0	1	-	3	9	6
1992-93	2	1	1	0	-	2	10	7	1	1	0	0	-	2	6	2	1	0	1	0	-	0	4	5
1993-94	2	2	0	0	-	4	12	10	1	1	0	0	-	2	5	4	1	1	0	0	-	2	7	6
1994-95	-	-	-	-	-	-	-	-	-	-	-	-	-	-	-	-	-	-	-	-	-	-	-	-
1995-96	2	2	0	0	-	4	10	7	1	1	0	0	-	2	5	4	1	1	0	0	-	2	5	3
1996-97	2	0	2	0	-	0	6	10	1	0	1	0	-	0	2	5	1	0	1	0	-	0	4	5
1997-98	2	2	0	0	-	4	8	4	1	1	0	0	-	2	5	2	1	1	0	0	-	2	3	2
1998-99	2	1	1	0	-	2	4	5	1	1	0	0	-	2	3	2	1	0	1	0	-	0	1	3
1999-00	2	1	1	0	0	2	3	2	1	1	0	0	0	2	2	0	1	0	1	0	0	0	1	2
2000-01	1	1	0	0	0	2	7	4	1	1	0	0	0	2	7	4	-	-	-	-	-	-	-	-
2001-02	2	1	0	1	0	3	5	3	1	1	0	0	0	2	4	2	1	0	0	1	0	1	1	1
2002-03	1	0	1	0	0	0	1	2	-	-	-	-	-	-	-	-	1	0	1	0	0	0	1	2
2003-04	1	0	0	1	0	1	3	3	1	0	0	1	0	1	3	3	-	-	-	-	-	-	-	-
2004-05	-	-	-	-	-	-	-	-	-	-	-	-	-	-	-	-	-	-	-	-	-	-	-	-
2005-06	1	0	0	-	1	1	1	2	1	0	0	-	1	1	1	2	-	-	-	-	-	-	-	-
2006-07	-	-	-	-	-	-	-	-	-	-	-	-	-	-	-	-	-	-	-	-	-	-	-	-
2007-08	1	1	0	-	0	2	3	1	-	-	-	-	-	-	-	-	1	1	0	-	0	2	3	1
2008-09	1	0	1	-	0	0	1	2	1	0	1	-	0	0	1	2	-	-	-	-	-	-	-	-
2009-10	1	0	1	-	0	0	1	4	-	-	-	-	-	-	-	-	1	0	1	-	0	0	1	4
2010-11	2	1	1	-	0	2	5	5	1	0	1	-	0	0	2	5	1	1	0	-	0	2	3	0
2011-12	1	1	0	-	0	2	2	1	-	-	-	-	-	-	-	-	1	1	0	-	0	2	2	1
2012-13	-	-	-	-	-	-	-	-	-	-	-	-	-	-	-	-	-	-	-	-	-	-	-	-
2013-14	2	2	0	-	0	4	6	3	1	1	0	-	0	2	2	1	1	1	0	-	0	2	4	2

* -- Franchise in Winnipeg, 1979-80--1995-96;
Franchise in Phoenix, 1996-97--present

BOSTON vs. BUFFALO																								
1970-71	6	4	1	1	-	9	36	23	3	2	1	0	-	4	17	12	3	2	0	1	-	5	19	11
1971-72	6	3	1	2	-	8	25	20	3	2	0	1	-	5	14	6	3	1	1	1	-	3	11	14
1972-73	6	4	1	1	-	9	26	15	3	3	0	0	-	6	17	5	3	1	1	1	-	3	9	10
1973-74	5	4	1	0	-	8	24	12	3	3	0	0	-	6	18	6	2	1	1	0	-	2	6	6
1974-75	6	1	4	1	-	3	18	26	3	1	1	1	-	3	10	10	3	0	3	0	-	0	8	16
1975-76	6	3	2	1	-	7	22	24	3	2	0	1	-	5	14	10	3	1	2	0	-	2	8	14
1976-77	6	3	3	0	-	6	17	20	3	2	1	0	-	4	9	9	3	1	2	0	-	2	8	11
1977-78	6	2	4	0	-	4	16	20	3	1	2	0	-	2	10	12	3	1	2	0	-	2	6	8
1978-79	8	4	3	1	-	9	32	36	4	2	2	0	-	4	15	17	4	2	1	1	-	5	17	19
1979-80	4	2	1	1	-	5	14	12	2	1	1	0	-	2	6	8	2	1	0	1	-	3	8	4
1980-81	4	2	1	1	-	5	15	12	2	2	0	0	-	4	11	5	2	0	1	1	-	1	4	7
1981-82	8	5	2	1	-	11	36	27	4	4	0	0	-	8	22	10	4	1	2	1	-	3	14	17
1982-83	8	5	3	0	-	10	32	19	4	3	1	0	-	6	17	6	4	2	2	0	-	4	15	13
1983-84	8	4	4	0	-	8	25	27	4	2	2	0	-	4	15	15	4	2	2	0	-	4	10	12
1984-85	8	3	4	1	-	7	22	27	4	2	2	0	-	4	11	11	4	1	2	1	-	3	11	16
1985-86	8	3	3	2	-	8	33	32	4	2	1	1	-	5	15	12	4	1	2	1	-	3	18	20
1986-87	8	3	4	1	-	7	31	32	4	3	1	0	-	6	18	12	4	0	3	1	-	1	13	20
1987-88	8	4	3	1	-	9	31	18	4	2	1	1	-	5	20	8	4	2	2	0	-	4	11	10
1988-89	8	0	5	3	-	3	26	33	4	0	2	2	-	2	16	19	4	0	3	1	-	1	10	14
1989-90	8	4	3	1	-	9	26	27	4	1	2	1	-	3	13	17	4	3	1	0	-	6	13	10
1990-91	8	3	3	2	-	8	28	29	4	2	2	0	-	4	15	15	4	1	1	2	-	4	13	14
1991-92	8	3	3	2	-	8	26	32	4	3	0	1	-	7	17	11	4	0	3	1	-	1	9	21
1992-93	7	4	3	0	-	8	19	19	3	2	1	0	-	4	10	7	4	2	2	0	-	4	9	12
1993-94	5	1	3	1	-	3	11	19	2	0	1	1	-	1	6	8	3	1	2	0	-	2	5	11
1994-95	4	3	0	1	-	7	13	8	2	1	0	1	-	3	5	2	2	2	0	0	-	4	8	6

YEAR-BY-YEAR SEASON SERIES BY TEAM

KEY:	Overall GP	W	L	T	O	PTS	GF	GA	Home GP	W	L	T	O	PTS	GF	GA	Road GP	W	L	T	O	PTS	GF	GA
1995-96	6	5	1	0	-	10	25	18	3	3	0	0	-	6	15	9	3	2	1	0	-	4	10	9
1996-97	5	0	5	0	-	0	5	22	3	0	3	0	-	0	3	12	2	0	2	0	-	0	2	10
1997-98	6	2	2	2	-	6	11	15	3	1	1	1	-	3	3	7	3	1	1	1	-	3	8	8
1998-99	5	1	4	0	-	2	7	14	2	1	1	0	-	2	3	5	3	0	3	0	-	0	4	9
1999-00	5	2	1	1	1	6	7	8	3	2	0	1	0	5	4	0	2	0	1	0	1	1	3	8
2000-01	5	3	2	0	0	6	10	12	2	0	2	0	0	0	1	6	3	3	0	0	0	6	9	6
2001-02	5	3	1	1	0	7	14	10	3	2	0	1	0	5	9	5	2	1	1	0	0	2	5	5
2002-03	5	3	2	0	0	6	20	17	2	2	0	0	0	4	12	6	3	1	2	0	0	2	8	11
2003-04	6	5	1	0	0	10	19	12	3	2	1	0	0	4	9	8	3	3	0	0	0	6	10	4
2004-05	-	-	-	-	-	-	-	-	-	-	-	-	-	-	-	-	-	-	-	-	-	-	-	-
2005-06	8	1	7	-	0	2	20	31	4	1	3	-	0	2	12	14	4	0	4	-	0	0	8	17
2006-07	8	2	5	-	1	5	20	36	4	1	2	-	1	3	10	16	4	1	3	-	0	2	10	20
2007-08	8	4	2	-	2	10	16	18	4	2	2	-	0	4	8	11	4	2	0	-	2	6	8	7
2008-09	6	2	3	-	1	5	17	20	3	2	1	-	0	4	12	9	3	0	2	-	1	1	5	11
2009-10	6	4	2	-	0	8	15	11	3	2	1	-	0	4	9	6	3	2	1	-	0	4	6	5
2010-11	6	2	2	-	2	6	21	21	3	1	1	-	1	3	8	10	3	1	1	-	1	3	13	11
2011-12	6	4	1	-	1	9	18	17	3	3	0	-	0	6	13	6	3	1	1	-	1	3	5	11
2012-13	5	2	2	-	1	5	13	15	2	0	1	-	1	1	6	10	3	2	1	-	0	4	7	5
2013-14	5	3	1	-	1	7	19	13	2	2	0	-	0	4	8	2	3	1	1	-	1	3	11	11
BOSTON vs. CALGARY*																								
1972-73	5	5	0	0	-	10	20	5	2	2	0	0	-	4	10	2	3	3	0	0	-	6	10	3
1973-74	5	2	3	0	-	4	16	16	3	2	1	0	-	4	12	8	2	0	2	0	-	0	4	8
1974-75	5	4	0	1	-	9	21	13	3	3	0	0	-	6	14	8	2	1	0	1	-	3	7	5
1975-76	5	3	2	0	-	6	15	19	2	1	1	0	-	2	6	5	3	2	1	0	-	4	9	14
1976-77	4	2	2	0	-	4	10	11	2	2	0	0	-	4	6	2	2	0	2	0	-	0	4	9
1977-78	4	2	1	1	-	5	15	14	2	1	0	1	-	3	6	5	2	1	1	0	-	2	9	9
1978-79	4	3	1	0	-	6	18	12	2	2	0	0	-	4	7	3	2	1	1	0	-	2	11	9
1979-80	4	4	0	0	-	8	21	11	2	2	0	0	-	4	11	6	2	2	0	0	-	2	10	5
1980-81	4	1	3	0	-	2	8	15	2	1	1	0	-	2	5	6	2	0	2	0	-	0	3	9
1981-82	3	1	1	1	-	3	10	11	1	0	0	1	-	1	3	3	2	1	1	0	-	2	7	8
1982-83	3	2	0	1	-	5	7	4	2	1	0	1	-	3	4	3	1	1	0	0	-	2	3	1
1983-84	3	2	0	1	-	5	13	10	1	1	0	0	-	2	3	2	2	1	0	1	-	3	10	8
1984-85	3	0	3	0	-	0	8	17	2	0	2	0	-	0	6	9	1	0	1	0	-	0	2	8
1985-86	3	2	1	0	-	4	13	12	1	1	0	0	-	2	3	2	2	1	1	0	-	2	10	10
1986-87	3	2	1	0	-	4	14	8	2	1	1	0	-	2	8	8	1	1	0	0	-	2	6	0
1987-88	3	2	1	0	-	4	17	15	1	0	1	0	-	0	5	7	2	2	0	0	-	4	12	8
1988-89	3	1	2	0	-	2	7	12	2	0	2	0	-	0	3	9	1	1	0	0	-	2	4	3
1989-90	3	1	1	1	-	3	9	10	1	0	0	1	-	1	2	2	2	1	1	0	-	2	7	8
1990-91	3	1	2	0	-	2	7	14	2	1	1	0	-	2	6	6	1	0	1	0	-	0	1	8
1991-92	3	1	1	1	-	3	11	11	2	1	0	1	-	3	7	5	1	0	1	0	-	0	4	6
1992-93	2	2	0	0	-	4	9	5	1	1	0	0	-	2	5	3	1	1	0	0	-	2	4	2
1993-94	2	1	0	1	-	3	9	6	1	1	0	0	-	2	6	3	1	0	0	1	-	1	3	3
1994-95	-	-	-	-	-	-	-	-	-	-	-	-	-	-	-	-	-	-	-	-	-	-	-	-
1995-96	2	2	0	0	-	4	8	4	1	1	0	0	-	2	6	3	1	1	0	0	-	2	2	1
1996-97	2	0	1	1	-	1	2	6	1	0	0	1	-	1	1	1	1	0	1	0	-	0	1	5
1997-98	2	1	1	0	-	2	5	5	1	0	1	0	-	0	2	5	1	1	0	0	-	2	3	0
1998-99	2	1	1	0	-	2	8	5	1	1	0	0	-	2	5	1	1	0	1	0	-	0	3	4
1999-00	1	0	0	0	1	1	3	4	1	0	0	0	1	1	3	4	-	-	-	-	-	-	-	-
2000-01	1	0	1	0	0	0	2	3	-	-	-	-	-	-	-	-	1	0	1	0	0	0	2	3
2001-02	1	1	0	0	0	2	3	2	1	1	0	0	0	2	3	2	-	-	-	-	-	-	-	-
2002-03	2	1	0	1	0	3	10	5	1	1	0	0	0	2	7	2	1	0	0	1	0	1	3	3
2003-04	1	0	1	0	0	0	0	5	1	0	1	0	0	0	0	5	-	-	-	-	-	-	-	-
2004-05	-	-	-	-	-	-	-	-	-	-	-	-	-	-	-	-	-	-	-	-	-	-	-	-
2005-06	1	0	1	-	0	0	0	3	-	-	-	-	-	-	-	-	1	0	1	-	0	0	0	3
2006-07	1	1	0	-	0	2	3	2	1	1	0	-	0	2	3	2	-	-	-	-	-	-	-	-
2007-08	-	-	-	-	-	-	-	-	-	-	-	-	-	-	-	-	-	-	-	-	-	-	-	-
2008-09	1	0	1	-	0	0	2	3	-	-	-	-	-	-	-	-	1	0	1	-	0	0	2	3
2009-10	1	1	0	-	0	2	5	0	1	1	0	-	0	2	5	0	-	-	-	-	-	-	-	-
2010-11	1	1	0	-	0	2	3	1	-	-	-	-	-	-	-	-	1	1	0	-	0	2	3	1
2011-12	1	1	0	-	0	2	9	0	1	1	0	-	0	2	9	0	-	-	-	-	-	-	-	-
2012-13	-	-	-	-	-	-	-	-	-	-	-	-	-	-	-	-	-	-	-	-	-	-	-	-
2013-14	2	2	0	-	0	4	4	1	1	1	0	-	0	2	2	0	1	1	0	-	0	2	2	1

* -- Franchise in Atlanta, 1972-73--1979-80;
Franchise in Calgary, 1980-81--present

BOSTON vs. CAROLINA*																								
1979-80	4	2	1	1	-	5	14	16	2	1	0	1	-	3	6	5	2	1	1	0	-	2	8	11
1980-81	4	1	1	2	-	4	15	14	2	1	0	1	-	3	8	6	2	0	1	1	-	1	7	8
1981-82	8	4	2	2	-	10	35	21	4	3	0	1	-	7	20	7	4	1	2	1	-	3	15	14
1982-83	8	6	2	0	-	12	39	26	4	3	1	0	-	6	24	13	4	3	1	0	-	6	15	13
1983-84	8	5	2	1	-	11	31	21	4	3	0	1	-	7	15	9	4	2	2	0	-	4	16	12
1984-85	8	4	4	0	-	8	34	28	4	3	1	0	-	6	17	10	4	1	3	0	-	2	17	18
1985-86	8	4	3	1	-	9	26	29	4	3	1	0	-	6	13	9	4	1	2	1	-	3	13	20
1986-87	8	2	6	0	-	4	27	38	4	2	2	0	-	4	21	18	4	0	4	0	-	0	6	20
1987-88	8	4	3	1	-	9	28	21	4	3	1	0	-	6	17	9	4	1	2	1	-	3	11	12
1988-89	8	5	3	0	-	10	32	21	4	2	2	0	-	4	11	11	4	3	1	0	-	6	21	10
1989-90	8	4	3	1	-	9	27	22	4	2	2	0	-	4	10	8	4	2	1	1	-	5	17	14
1990-91	8	5	2	1	-	11	32	17	4	3	1	0	-	6	21	9	4	2	1	1	-	5	11	8
1991-92	8	6	1	1	-	13	31	27	4	4	0	0	-	8	18	12	4	2	1	1	-	5	13	15
1992-93	7	6	1	0	-	12	31	21	4	4	0	0	-	8	16	12	3	2	1	0	-	4	15	9
1993-94	5	3	1	1	-	7	15	11	3	1	1	1	-	3	9	8	2	2	0	0	-	4	6	3
1994-95	4	3	1	0	-	6	13	9	2	2	0	0	-	4	6	4	2	1	1	0	-	2	7	5
1995-96	6	5	1	0	-	10	20	11	3	3	0	0	-	6	11	4	3	2	1	0	-	4	9	7
1996-97	6	1	4	1	-	3	18	28	3	0	2	1	-	1	9	13	3	1	2	0	-	2	9	15
1997-98	5	2	3	0	-	4	9	12	3	1	2	0	-	2	5	7	2	1	1	0	-	2	4	5
1998-99	5	2	2	1	-	5	9	8	2	0	1	1	-	1	0	2	3	2	1	0	-	4	9	6
1999-00	4	2	2	0	0	4	11	14	2	0	2	0	0	0	4	10	2	2	0	0	0	4	7	4

YEAR-BY-YEAR SEASON SERIES BY TEAM

KEY:	Overall GP	W	L	T	O	PTS	GF	GA	Home GP	W	L	T	O	PTS	GF	GA	Road GP	W	L	T	O	PTS	GF	GA
2000-01	4	1	3	0	0	2	11	13	2	1	1	0	0	2	5	4	2	0	2	0	0	0	6	9
2001-02	4	2	2	0	0	4	11	13	2	0	2	0	0	0	2	8	2	2	0	0	0	4	9	5
2002-03	4	2	1	1	0	5	10	8	2	1	1	0	0	2	5	5	2	1	0	1	0	3	5	3
2003-04	4	1	2	1	0	3	7	9	2	0	2	0	0	0	1	4	2	1	0	1	0	3	6	5
2004-05	-	-	-	-	-	-	-	-	-	-	-	-	-	-	-	-	-	-	-	-	-	-	-	-
2005-06	4	1	1	-	2	4	13	14	2	1	0	-	1	3	7	6	2	0	1	-	1	1	6	8
2006-07	4	1	3	-	0	2	9	18	2	0	2	-	0	0	3	10	2	1	1	-	0	2	6	8
2007-08	4	1	3	-	0	2	7	10	2	0	2	-	0	0	2	4	2	1	1	-	0	2	5	6
2008-09	4	4	0	-	0	8	18	6	2	2	0	-	0	4	9	3	2	2	0	-	0	4	9	3
2009-10	4	3	1	-	0	6	17	11	2	2	0	-	0	4	11	4	2	1	1	-	0	2	6	7
2010-11	4	3	1	-	0	6	13	7	2	1	1	-	0	2	7	3	2	2	0	-	0	4	6	4
2011-12	4	0	4	-	0	0	5	14	2	0	2	-	0	0	1	7	2	0	2	-	0	0	4	7
2012-13	3	2	1	-	0	4	13	9	1	1	0	-	0	2	6	2	2	1	1	-	0	2	7	7
2013-14	3	3	0	-	0	6	12	4	2	2	0	-	0	4	8	3	1	1	0	-	0	2	4	1

* -- Franchise in Hartford, 1979-80--1996-97;
Franchise in Carolina, 1997-98--present

BOSTON vs. CHICAGO

1926-27	6	3	2	1	-	7	14	15	3	2	1	0	-	4	9	7	3	1	1	1	-	3	5	8
1927-28	6	4	0	2	-	10	11	4	3	2	0	1	-	5	5	2	3	2	0	1	-	5	6	2
1928-29	6	4	1	1	-	9	22	5	3	2	1	0	-	4	16	4	3	2	0	1	-	5	6	1
1929-30	6	3	3	0	-	6	17	13	3	3	0	0	-	6	13	5	3	0	3	0	-	0	4	8
1930-31	6	2	4	0	-	4	12	13	3	2	1	0	-	4	10	7	3	0	3	0	-	0	2	6
1931-32	8	2	4	2	-	6	13	13	4	1	2	1	-	3	8	9	4	1	2	1	-	3	5	4
1932-33	6	3	2	1	-	7	11	10	3	2	1	0	-	4	9	8	3	1	1	1	-	3	2	2
1933-34	6	3	2	1	-	7	8	6	3	2	1	0	-	4	6	4	3	1	1	1	-	3	2	2
1934-35	6	1	4	1	-	3	7	20	3	0	3	0	-	0	4	14	3	1	1	1	-	3	3	6
1935-36	8	3	4	1	-	7	16	13	4	3	1	0	-	6	11	4	4	0	3	1	-	1	5	9
1936-37	8	5	2	1	-	11	23	14	4	1	2	1	-	3	11	10	4	4	0	0	-	8	12	4
1937-38	8	6	2	0	-	12	29	13	4	4	0	0	-	8	16	4	4	2	2	0	-	4	13	9
1938-39	8	8	0	0	-	16	32	7	4	4	0	0	-	8	17	5	4	4	0	0	-	8	15	2
1939-40	8	6	1	1	-	13	29	11	4	4	0	0	-	8	20	4	4	2	1	1	-	5	9	7
1940-41	8	4	2	2	-	10	25	22	4	2	1	1	-	5	13	12	4	2	1	1	-	5	12	10
1941-42	8	3	3	2	-	8	26	21	4	2	1	1	-	5	17	10	4	1	2	1	-	3	9	11
1942-43	10	3	4	3	-	9	41	41	5	3	1	1	-	7	27	21	5	0	3	2	-	2	14	20
1943-44	10	5	5	0	-	10	40	44	5	4	1	0	-	8	22	18	5	1	4	0	-	2	18	26
1944-45	10	7	3	0	-	14	41	32	5	4	1	0	-	8	22	15	5	3	2	0	-	6	19	17
1945-46	10	4	6	0	-	8	34	41	5	4	1	0	-	8	23	17	5	0	5	0	-	0	11	24
1946-47	12	6	5	1	-	13	51	41	6	4	1	1	-	9	25	15	6	2	4	0	-	4	26	26
1947-48	12	3	7	2	-	8	32	49	6	1	3	2	-	4	16	26	6	2	4	0	-	4	16	23
1948-49	12	6	5	1	-	13	41	36	6	5	1	0	-	10	26	13	6	1	4	1	-	3	15	23
1949-50	14	5	7	2	-	12	58	66	7	3	3	1	-	7	34	30	7	2	4	1	-	5	24	36
1950-51	14	9	4	1	-	19	62	48	7	5	1	1	-	15	39	24	7	4	3	0	-	8	23	24
1951-52	14	9	3	2	-	20	48	29	7	5	2	0	-	10	24	16	7	4	1	2	-	10	24	13
1952-53	14	4	5	5	-	13	34	31	7	4	1	2	-	10	22	13	7	0	4	3	-	3	8	18
1953-54	14	11	1	2	-	24	49	31	7	7	0	0	-	14	34	14	7	4	1	2	-	10	15	17
1954-55	14	7	4	3	-	17	41	43	7	4	2	1	-	9	23	18	7	3	2	2	-	8	18	25
1955-56	14	3	8	3	-	9	24	46	7	1	4	2	-	4	13	24	7	2	4	1	-	5	11	22
1956-57	14	8	5	1	-	17	45	37	7	6	1	0	-	12	25	12	7	2	4	1	-	5	20	25
1957-58	14	7	3	4	-	18	40	31	7	4	1	2	-	10	26	21	7	3	2	2	-	8	14	10
1958-59	14	6	7	1	-	13	46	46	7	4	3	0	-	8	21	20	7	2	4	1	-	5	24	26
1959-60	14	5	6	3	-	13	40	46	7	3	3	1	-	7	25	25	7	2	3	2	-	6	15	21
1960-61	14	4	6	4	-	12	40	46	7	4	1	2	-	10	24	14	7	0	5	2	-	2	16	32
1961-62	14	2	10	2	-	6	32	65	7	1	5	1	-	3	18	31	7	1	5	1	-	3	14	34
1962-63	14	2	10	2	-	6	34	56	7	1	5	1	-	3	14	30	7	1	5	1	-	3	20	26
1963-64	14	3	9	2	-	8	33	49	7	2	4	1	-	5	17	23	7	1	5	1	-	3	16	26
1964-65	14	6	8	0	-	12	35	57	7	4	3	0	-	8	18	20	7	2	5	0	-	4	17	37
1965-66	14	4	8	2	-	10	33	59	7	4	2	1	-	9	20	26	7	0	6	1	-	1	13	33
1966-67	14	2	11	1	-	5	28	59	7	0	7	0	-	0	13	36	7	2	4	1	-	5	15	23
1967-68	10	5	3	2	-	12	47	27	5	3	0	2	-	8	29	10	5	2	3	0	-	4	18	17
1968-69	8	5	2	1	-	11	44	33	4	3	0	1	-	7	27	16	4	2	2	0	-	4	17	17
1969-70	8	3	3	2	-	8	21	19	4	3	1	0	-	6	12	3	4	0	2	2	-	2	9	16
1970-71	6	2	3	1	-	5	19	17	3	2	0	1	-	5	12	7	3	0	3	0	-	0	7	10
1971-72	6	4	1	1	-	9	20	13	3	2	0	1	-	5	11	8	3	2	1	0	-	4	9	5
1972-73	5	2	3	0	-	4	17	16	3	1	2	0	-	2	9	10	2	1	1	0	-	2	8	6
1973-74	5	0	2	3	-	3	13	18	2	0	1	1	-	1	3	4	3	0	1	2	-	2	10	14
1974-75	4	2	2	0	-	4	14	15	2	2	0	0	-	4	11	3	2	0	2	0	-	0	3	12
1975-76	4	3	0	1	-	7	17	10	2	2	0	0	-	4	9	5	2	1	0	1	-	3	8	5
1976-77	4	4	0	0	-	8	22	12	2	2	0	0	-	4	13	7	2	2	0	0	-	4	9	5
1977-78	4	3	1	0	-	6	13	4	2	2	0	0	-	4	8	0	2	1	1	0	-	2	5	4
1978-79	5	3	1	1	-	7	23	14	2	2	0	0	-	4	10	3	3	1	1	1	-	3	13	11
1979-80	4	2	2	0	-	4	13	10	2	1	1	0	-	2	6	4	2	1	1	0	-	2	7	6
1980-81	4	3	1	0	-	6	18	8	2	2	0	0	-	4	12	3	2	1	1	0	-	2	6	5
1981-82	3	1	2	0	-	2	12	14	1	0	1	0	-	0	3	4	2	1	1	0	-	2	9	10
1982-83	3	3	0	0	-	6	14	6	2	2	0	0	-	4	10	5	1	1	0	0	-	2	4	1
1983-84	3	1	2	0	-	2	8	11	1	0	1	0	-	0	2	5	2	1	1	0	-	2	6	6
1984-85	3	0	3	0	-	0	9	12	2	0	2	0	-	0	6	8	1	0	1	0	-	0	3	4
1985-86	3	1	2	0	-	2	12	13	1	1	0	0	-	2	5	4	2	0	2	0	-	0	7	9
1986-87	3	1	1	1	-	3	14	16	2	0	1	1	-	1	6	10	1	1	0	0	-	2	8	6
1987-88	3	3	0	0	-	6	16	8	1	1	0	0	-	2	7	3	2	2	0	0	-	4	9	5
1988-89	3	3	0	0	-	6	24	8	2	2	0	0	-	4	14	5	1	1	0	0	-	2	10	3
1989-90	3	3	0	0	-	6	14	7	1	1	0	0	-	2	4	3	2	2	0	0	-	4	10	4
1990-91	3	2	1	0	-	4	11	11	2	2	0	0	-	4	10	7	1	0	1	0	-	0	1	4
1991-92	3	1	2	0	-	2	7	9	1	0	1	0	-	0	1	2	2	1	1	0	-	2	6	7
1992-93	2	0	2	0	-	0	5	9	1	0	1	0	-	0	2	3	1	0	1	0	-	0	3	6
1993-94	2	1	1	0	-	2	8	5	1	0	1	0	-	0	4	5	1	1	0	0	-	2	4	0
1994-95	-	-	-	-	-	-	-	-	-	-	-	-	-	-	-	-	-	-	-	-	-	-	-	-
1995-96	2	0	2	0	-	0	2	8	1	0	1	0	-	0	2	5	1	0	1	0	-	0	0	3

YEAR-BY-YEAR SEASON SERIES BY TEAM

KEY:	Overall GP	W	L	T	O	PTS	GF	GA	Home GP	W	L	T	O	PTS	GF	GA	Road GP	W	L	T	O	PTS	GF	GA
1996-97	2	0	1	1	-	1	6	8	1	0	0	1	-	1	3	3	1	0	1	0	-	0	3	5
1997-98	2	0	2	0	-	0	1	3	1	0	1	0	-	0	1	2	1	0	1	0	-	0	0	1
1998-99	2	1	0	1	-	3	9	6	1	0	0	1	-	1	3	3	1	1	0	0	-	2	6	3
1999-00	2	0	1	0	1	1	7	14	1	0	1	0	-	0	3	9	1	0	0	0	1	1	4	5
2000-01	1	1	0	0	0	2	5	4	1	1	0	0	0	2	5	4	-	-	-	-	-	-	-	-
2001-02	2	1	0	1	0	3	5	4	1	1	0	0	0	2	2	1	1	0	0	1	0	1	3	3
2002-03	2	0	2	0	0	0	6	11	1	0	1	0	0	0	1	3	1	0	1	0	0	0	5	8
2003-04	1	0	0	0	1	1	1	2	-	-	-	-	-	-	-	-	1	0	0	0	1	1	1	2
2004-05	-	-	-	-	-	-	-	-	-	-	-	-	-	-	-	-	-	-	-	-	-	-	-	-
2005-06	-	-	-	-	-	-	-	-	-	-	-	-	-	-	-	-	-	-	-	-	-	-	-	-
2006-07	1	1	0	-	0	2	5	3	-	-	-	-	-	-	-	-	1	1	0	-	0	2	5	3
2007-08	1	1	0	-	0	2	3	1	1	1	0	-	0	2	3	1	-	-	-	-	-	-	-	-
2008-09	2	2	0	-	0	4	7	4	1	1	0	-	0	2	5	3	1	1	0	-	0	2	2	1
2009-10	2	0	1	-	1	1	6	10	1	0	1	-	0	0	2	5	1	0	0	-	1	1	4	5
2010-11	1	1	0	-	0	2	3	0	1	1	0	-	0	2	3	0	-	-	-	-	-	-	-	-
2011-12	1	1	0	-	0	2	3	2	-	-	-	-	-	-	-	-	1	1	0	-	0	2	3	2
2012-13	-	-	-	-	-	-	-	-	-	-	-	-	-	-	-	-	-	-	-	-	-	-	-	-
2013-14	2	1	0	-	1	3	5	2	1	1	0	-	0	2	3	0	1	0	0	-	1	1	2	3
BOSTON vs. COLORADO*																								
1979-80	4	4	0	0	-	8	22	10	2	2	0	0	-	4	14	6	2	2	0	0	-	4	8	4
1980-81	4	1	3	0	-	2	15	18	2	0	2	0	-	0	6	9	2	1	1	0	-	2	9	9
1981-82	8	4	4	0	-	8	37	39	4	1	3	0	-	2	16	25	4	3	1	0	-	6	21	14
1982-83	8	5	2	1	-	11	39	31	4	2	1	1	-	5	12	9	4	3	1	0	-	6	27	22
1983-84	8	4	4	0	-	8	37	40	4	2	2	0	-	4	19	20	4	2	2	0	-	4	18	20
1984-85	8	2	4	2	-	6	36	38	4	2	1	1	-	5	22	19	4	0	3	1	-	1	14	19
1985-86	8	1	5	2	-	4	22	28	4	0	3	1	-	1	8	13	4	1	2	1	-	3	14	15
1986-87	8	6	2	0	-	12	34	21	4	2	2	0	-	4	14	12	4	4	0	0	-	8	20	9
1987-88	8	5	3	0	-	10	32	24	4	3	1	0	-	6	16	7	4	2	2	0	-	4	16	17
1988-89	8	4	1	3	-	11	31	23	4	2	0	2	-	6	15	8	4	2	1	1	-	5	16	15
1989-90	8	6	1	1	-	13	35	18	4	4	0	0	-	8	19	7	4	2	1	1	-	5	16	11
1990-91	8	6	1	1	-	13	42	21	4	3	0	1	-	7	21	7	4	3	1	0	-	6	21	14
1991-92	8	5	1	2	-	12	29	24	4	2	0	2	-	6	13	9	4	3	1	0	-	6	16	15
1992-93	7	5	1	1	-	11	33	18	3	2	1	0	-	4	14	9	4	3	0	1	-	7	19	9
1993-94	5	4	1	0	-	8	25	14	2	2	0	0	-	4	11	6	3	2	1	0	-	4	14	8
1994-95	4	0	3	1	-	1	6	15	2	0	2	0	-	0	3	8	2	0	1	1	-	1	3	7
1995-96	2	0	2	0	-	0	1	6	1	1	0	1	-	0	0	3	1	0	1	0	-	0	1	3
1996-97	2	1	1	0	-	2	6	4	1	1	0	0	-	2	4	1	1	0	1	0	-	0	2	3
1997-98	2	1	1	0	-	2	6	4	1	1	0	0	-	2	4	1	1	0	1	0	-	0	2	3
1998-99	2	1	1	0	-	2	5	3	1	0	1	0	-	0	2	3	1	1	0	0	-	2	3	0
1999-00	1	0	0	1	0	1	3	3	1	0	0	1	0	1	3	3	-	-	-	-	-	-	-	-
2000-01	2	0	2	0	0	0	4	12	1	0	1	0	0	0	2	4	1	0	1	0	0	0	2	8
2001-02	1	0	1	0	0	0	2	5	-	-	-	-	-	-	-	-	1	0	1	0	0	0	2	5
2002-03	2	1	0	0	1	3	4	4	1	0	0	0	1	1	2	3	1	1	0	0	0	2	2	1
2003-04	1	1	0	0	0	2	4	1	-	-	-	-	-	-	-	-	1	1	0	0	0	2	4	1
2004-05	-	-	-	-	-	-	-	-	-	-	-	-	-	-	-	-	-	-	-	-	-	-	-	-
2005-06	1	0	1	-	0	0	1	4	-	-	-	-	-	-	-	-	1	0	1	-	0	0	1	4
2006-07	1	0	1	-	0	0	0	2	1	0	1	-	0	0	0	2	-	-	-	-	-	-	-	-
2007-08	-	-	-	-	-	-	-	-	-	-	-	-	-	-	-	-	-	-	-	-	-	-	-	-
2008-09	1	1	0	-	0	2	5	4	-	-	-	-	-	-	-	-	1	1	0	-	0	2	5	4
2009-10	1	0	1	-	0	0	3	4	1	0	1	-	0	0	3	4	-	-	-	-	-	-	-	-
2010-11	1	1	0	-	0	2	6	2	-	-	-	-	-	-	-	-	1	1	0	-	0	2	6	2
2011-12	1	0	1	-	0	0	0	1	1	0	1	-	0	0	0	1	-	-	-	-	-	-	-	-
2012-13	-	-	-	-	-	-	-	-	-	-	-	-	-	-	-	-	-	-	-	-	-	-	-	-
2013-14	2	1	1	-	0	2	2	2	1	0	1	-	0	0	0	2	1	1	0	-	0	2	2	0
* -- Franchise in Quebec, 1979-80--1994-95; Franchise in Colorado, 1995-96--present																								
BOSTON vs. COLUMBUS																								
2000-01	1	0	0	0	1	1	2	3	-	-	-	-	-	-	-	-	1	0	0	0	1	1	2	3
2001-02	2	1	1	0	0	2	9	5	1	0	1	0	0	0	1	5	1	1	0	0	0	2	8	0
2002-03	1	1	0	0	0	2	7	2	1	1	0	0	0	2	7	2	-	-	-	-	-	-	-	-
2003-04	1	1	0	0	0	2	4	0	-	-	-	-	-	-	-	-	1	1	0	0	0	2	4	0
2004-05	-	-	-	-	-	-	-	-	-	-	-	-	-	-	-	-	-	-	-	-	-	-	-	-
2005-06	-	-	-	-	-	-	-	-	-	-	-	-	-	-	-	-	-	-	-	-	-	-	-	-
2006-07	1	0	0	-	1	1	4	5	-	-	-	-	-	-	-	-	1	0	0	-	1	1	4	5
2007-08	1	1	0	-	0	2	2	0	1	1	0	-	0	2	2	0	-	-	-	-	-	-	-	-
2008-09	1	0	1	-	0	0	0	2	-	-	-	-	-	-	-	-	1	0	1	-	0	0	0	2
2009-10	1	0	1	-	0	0	2	3	1	0	1	-	0	0	2	3	-	-	-	-	-	-	-	-
2010-11	1	1	0	-	0	2	3	2	-	-	-	-	-	-	-	-	1	1	0	-	0	2	3	2
2011-12	2	2	0	-	0	4	7	4	1	1	0	-	0	2	2	1	1	1	0	-	0	2	5	3
2012-13	-	-	-	-	-	-	-	-	-	-	-	-	-	-	-	-	-	-	-	-	-	-	-	-
2013-14	3	3	0	-	0	6	9	4	2	2	0	-	0	4	6	3	1	1	0	-	0	2	3	1
BOSTON vs. DALLAS*																								
1967-68	4	2	2	0	-	4	21	13	2	2	0	0	-	4	14	3	2	0	2	0	-	0	7	10
1968-69	6	4	0	2	-	10	22	11	3	3	0	0	-	6	13	4	3	1	0	2	-	4	9	7
1969-70	6	4	1	1	-	9	24	16	3	2	0	1	-	5	13	7	3	2	1	0	-	4	11	9
1970-71	6	5	0	1	-	11	36	12	3	2	0	1	-	5	16	6	3	3	0	0	-	6	20	6
1971-72	6	5	0	1	-	11	31	16	6	3	0	0	-	6	18	6	3	2	0	1	-	5	13	10
1972-73	5	3	1	1	-	7	13	11	2	1	0	1	-	3	6	4	3	2	1	0	-	4	7	7
1973-74	5	3	0	2	-	8	21	10	3	2	0	1	-	5	11	5	2	1	0	1	-	3	10	5
1974-75	4	3	0	1	-	7	24	6	2	2	0	0	-	4	13	3	2	1	0	1	-	3	11	3
1975-76	4	3	0	1	-	7	19	5	2	1	0	1	-	3	8	2	2	2	0	0	-	3	11	3
1976-77	4	1	2	1	-	3	11	10	2	1	0	1	-	3	9	5	2	0	2	0	-	0	2	5
1977-78	4	3	1	0	-	6	14	8	2	2	0	0	-	4	11	4	2	1	1	0	-	2	3	4
1978-79	8	5	0	3	-	13	36	22	4	3	0	1	-	7	22	12	4	2	0	2	-	6	14	10
1979-80	4	2	2	0	-	4	12	11	2	2	0	0	-	4	7	2	2	0	2	0	-	0	5	9

YEAR-BY-YEAR SEASON SERIES BY TEAM

KEY:	Overall GP	W	L	T	O	PTS	GF	GA	Home GP	W	L	T	O	PTS	GF	GA	Road GP	W	L	T	O	PTS	GF	GA
1980-81	4	2	1	1	-	5	14	10	2	2	0	0	-	4	9	4	2	0	1	1	-	1	5	6
1981-82	3	1	2	0	-	2	10	12	2	0	2	0	-	0	6	10	1	1	0	0	-	2	4	2
1982-83	3	3	0	0	-	6	15	8	1	1	0	0	-	2	4	3	2	2	0	0	-	4	11	5
1983-84	3	1	2	0	-	2	12	11	2	0	2	0	-	0	4	10	1	1	0	0	-	2	8	1
1984-85	3	3	0	0	-	6	12	8	1	1	0	0	-	2	4	3	2	2	0	0	-	4	8	5
1985-86	3	3	0	0	-	6	12	6	2	2	0	0	-	4	7	3	1	1	0	0	-	2	5	3
1986-87	3	3	0	0	-	6	12	5	1	1	0	0	-	2	6	2	2	2	0	0	-	4	6	3
1987-88	3	3	0	0	-	6	20	10	2	2	0	0	-	4	13	5	1	1	0	0	-	2	7	5
1988-89	3	0	2	1	-	1	6	13	1	0	1	0	-	0	1	4	2	0	1	1	-	1	5	9
1989-90	3	2	1	0	-	4	13	11	2	1	1	0	-	2	10	9	1	1	0	0	-	2	3	2
1990-91	3	1	0	2	-	4	13	9	1	1	0	0	-	2	6	2	2	0	0	2	-	2	7	7
1991-92	2	1	1	0	-	2	3	6	1	1	0	0	-	2	3	2	1	0	1	0	-	0	0	4
1992-93	2	0	1	1	-	1	6	8	1	0	0	1	-	1	3	3	1	0	1	0	-	0	3	5
1993-94	2	1	0	1	-	3	5	2	1	0	0	1	-	1	2	2	1	1	0	0	-	2	3	0
1994-95	-	-	-	-	-	-	-	-	-	-	-	-	-	-	-	-	-	-	-	-	-	-	-	-
1995-96	2	1	1	0	-	2	11	10	1	1	0	0	-	2	6	4	1	0	1	0	-	0	5	6
1996-97	2	1	1	0	-	2	7	8	1	1	0	0	-	2	3	2	1	0	1	0	-	0	4	6
1997-98	2	0	1	1	-	1	3	5	1	0	1	0	-	0	0	2	1	0	0	1	-	1	3	3
1998-99	2	0	2	0	-	0	2	9	1	0	1	0	-	0	1	3	1	0	1	0	-	0	1	6
1999-00	1	0	0	1	0	1	2	2	-	-	-	-	-	-	-	-	1	0	0	1	0	1	2	2
2000-01	2	0	1	0	1	1	4	9	1	0	1	0	0	0	0	4	1	0	0	0	1	1	4	5
2001-02	1	0	1	0	0	0	1	2	-	-	-	-	-	-	-	-	1	0	1	0	0	0	1	2
2002-03	1	0	0	1	0	1	5	5	1	0	0	1	0	1	5	5	-	-	-	-	-	-	-	-
2003-04	2	2	0	0	0	4	6	1	1	1	0	0	0	2	4	1	1	1	0	0	0	0	2	0
2004-05	-	-	-	-	-	-	-	-	-	-	-	-	-	-	-	-	-	-	-	-	-	-	-	-
2005-06	1	0	0	-	1	1	1	2	1	0	0	-	1	1	1	2	-	-	-	-	-	-	-	-
2006-07	-	-	-	-	-	-	-	-	-	-	-	-	-	-	-	-	-	-	-	-	-	-	-	-
2007-08	1	0	1	-	0	0	1	4	-	-	-	-	-	-	-	-	1	0	1	-	0	0	1	4
2008-09	1	1	0	-	0	2	5	1	1	1	0	-	0	2	5	1	-	-	-	-	-	-	-	-
2009-10	1	1	0	-	0	2	3	0	-	-	-	-	-	-	-	-	1	1	0	-	0	2	3	0
2010-11	1	1	0	-	0	2	6	3	1	1	0	-	0	2	6	3	-	-	-	-	-	-	-	-
2011-12	1	0	1	-	0	0	2	4	-	-	-	-	-	-	-	-	1	0	1	-	0	0	2	4
2012-13	-	-	-	-	-	-	-	-	-	-	-	-	-	-	-	-	-	-	-	-	-	-	-	-
2013-14	2	1	0	-	1	3	6	4	1	0	0	-	1	1	2	3	1	1	0	-	0	2	4	2

* -- Franchise in Minnesota, 1967-68--1992-93;
Franchise in Dallas, 1993-94--present

BOSTON vs. DETROIT

	GP	W	L	T	O	PTS	GF	GA	GP	W	L	T	O	PTS	GF	GA	GP	W	L	T	O	PTS	GF	GA
1926-27	6	5	1	0	-	10	19	8	3	3	0	0	-	6	12	4	3	2	1	0	-	4	7	4
1927-28	6	4	2	0	-	8	18	15	3	3	0	0	-	6	12	4	3	1	2	0	-	2	6	11
1928-29	6	4	1	1	-	9	13	7	3	3	0	0	-	6	7	3	3	1	1	1	-	3	6	4
1929-30	6	6	0	0	-	12	24	12	3	3	0	0	-	6	10	4	3	3	0	0	-	6	14	8
1930-31	6	4	1	1	-	9	22	14	3	3	0	0	-	6	14	6	3	1	1	1	-	3	8	8
1931-32	8	3	1	4	-	10	11	6	4	3	1	0	-	6	9	4	4	0	0	4	-	4	2	2
1932-33	6	2	3	1	-	5	15	9	3	2	0	1	-	5	12	2	3	0	3	0	-	0	3	7
1933-34	6	1	4	1	-	3	12	15	3	0	3	0	-	0	4	11	3	1	1	1	-	3	8	4
1934-35	6	5	0	1	-	11	17	10	3	3	0	0	-	6	9	5	3	2	0	1	-	5	8	5
1935-36	8	5	3	0	-	10	18	11	4	3	1	0	-	6	8	3	4	2	2	0	-	4	10	8
1936-37	8	1	7	0	-	2	18	28	4	1	3	0	-	2	12	10	4	0	4	0	-	0	6	18
1937-38	8	5	2	1	-	11	29	15	4	3	1	0	-	6	16	6	4	2	1	1	-	5	13	9
1938-39	8	7	1	0	-	14	25	8	4	4	0	0	-	8	13	3	4	3	1	0	-	6	12	5
1939-40	8	5	3	0	-	10	32	19	4	4	0	0	-	8	23	7	4	1	3	0	-	2	9	12
1940-41	8	3	0	5	-	11	23	14	4	2	0	2	-	6	13	6	4	1	0	3	-	5	10	8
1941-42	8	4	2	2	-	10	25	16	4	3	0	1	-	7	15	5	4	1	2	1	-	3	10	11
1942-43	10	4	4	2	-	10	22	25	5	3	1	1	-	7	16	12	5	1	3	1	-	3	6	13
1943-44	10	1	7	2	-	4	42	58	5	1	3	1	-	3	19	26	5	0	4	1	-	1	23	32
1944-45	10	0	9	1	-	1	32	58	5	0	4	1	-	1	14	22	5	0	5	0	-	0	18	36
1945-46	10	4	3	3	-	11	26	24	5	3	0	2	-	8	15	6	5	1	3	1	-	3	11	18
1946-47	12	6	3	3	-	15	35	29	6	5	0	1	-	11	25	11	6	1	3	2	-	4	10	18
1947-48	12	4	6	2	-	10	29	29	6	1	3	2	-	4	15	17	6	3	3	0	-	6	14	12
1948-49	12	5	4	3	-	13	37	41	6	2	2	2	-	6	16	15	6	3	2	1	-	7	21	26
1949-50	14	3	8	3	-	9	36	50	7	2	5	0	-	4	21	30	7	1	3	3	-	5	15	20
1950-51	14	2	8	4	-	8	25	37	7	2	3	2	-	6	16	15	7	0	5	2	-	2	9	22
1951-52	14	3	8	3	-	9	23	35	7	2	3	2	-	6	14	16	7	1	5	1	-	3	9	19
1952-53	14	2	10	2	-	6	19	62	7	2	4	1	-	5	13	27	7	0	6	1	-	1	6	35
1953-54	14	3	8	3	-	9	29	42	7	2	3	2	-	6	18	18	7	1	5	1	-	3	11	24
1954-55	14	3	7	4	-	10	37	45	7	3	3	1	-	7	27	22	7	0	4	3	-	3	10	23
1955-56	14	3	8	3	-	9	25	35	7	3	3	1	-	7	12	13	7	0	5	2	-	2	13	22
1956-57	14	7	4	3	-	17	36	33	7	3	2	2	-	8	20	18	7	4	2	1	-	9	16	15
1957-58	14	8	5	1	-	17	48	37	7	6	1	0	-	12	32	14	7	2	4	1	-	5	16	23
1958-59	14	8	5	1	-	17	39	34	7	6	1	0	-	12	21	11	7	2	4	1	-	5	18	23
1959-60	14	5	8	1	-	11	43	46	7	4	2	1	-	9	23	19	7	1	6	0	-	2	20	27
1960-61	14	4	8	2	-	10	37	54	7	3	3	1	-	7	21	23	7	1	5	1	-	3	16	31
1961-62	14	4	8	2	-	10	30	47	7	3	2	2	-	8	19	18	7	1	6	0	-	2	11	29
1962-63	14	2	7	5	-	9	45	54	7	1	3	3	-	5	22	25	7	1	4	2	-	4	23	29
1963-64	14	3	10	1	-	7	24	38	7	3	3	1	-	7	17	17	7	0	7	0	-	0	7	21
1964-65	14	3	10	1	-	7	29	56	7	2	4	1	-	5	17	22	7	1	6	0	-	2	12	34
1965-66	14	2	11	1	-	5	35	64	7	1	6	0	-	2	19	31	7	1	5	1	-	3	16	33
1966-67	14	6	6	2	-	14	53	51	7	5	1	1	-	11	39	22	7	1	5	1	-	3	14	29
1967-68	10	5	3	2	-	12	43	41	5	3	1	1	-	7	26	24	5	2	2	1	-	5	17	17
1968-69	8	3	2	3	-	9	28	26	4	3	0	1	-	7	14	7	4	0	2	2	-	2	14	19
1969-70	8	1	2	5	-	7	24	27	4	1	0	3	-	5	15	13	4	0	2	2	-	2	9	14
1970-71	6	5	1	0	-	10	36	18	3	3	0	0	-	6	20	8	3	2	1	0	-	4	16	10
1971-72	6	5	1	0	-	10	26	18	3	3	0	0	-	6	16	7	3	2	1	0	-	4	10	11
1972-73	5	3	2	0	-	6	26	16	3	2	1	0	-	4	18	8	2	1	1	0	-	2	8	8
1973-74	6	4	1	1	-	9	37	14	3	3	0	0	-	6	22	2	3	1	1	1	-	3	15	12
1974-75	5	4	1	0	-	8	31	21	3	2	1	0	-	4	18	14	2	2	0	0	-	4	13	7
1975-76	5	3	0	2	-	8	25	9	2	2	0	0	-	4	14	3	3	1	0	2	-	4	11	6

YEAR-BY-YEAR SEASON SERIES BY TEAM

KEY:	Overall GP	W	L	T	O	PTS	GF	GA	Home GP	W	L	T	O	PTS	GF	GA	Road GP	W	L	T	O	PTS	GF	GA
1976-77	5	4	1	0	-	8	27	14	3	2	1	0	-	4	15	10	2	2	0	0	-	4	12	4
1977-78	5	4	0	1	-	9	27	10	2	2	0	0	-	4	13	5	3	2	0	1	-	5	14	5
1978-79	4	3	1	0	-	6	18	18	2	2	0	0	-	4	11	7	2	1	1	0	-	2	7	11
1979-80	4	2	1	1	-	5	18	17	2	1	0	1	-	3	10	8	2	1	1	0	-	2	8	9
1980-81	4	2	0	2	-	6	19	14	2	2	0	0	-	4	12	7	2	0	0	2	-	2	7	7
1981-82	3	2	0	1	-	5	14	10	1	1	0	0	-	2	5	3	2	1	0	1	-	3	9	7
1982-83	3	3	0	0	-	6	17	4	2	2	0	0	-	4	14	3	1	1	0	0	-	2	3	1
1983-84	3	2	1	0	-	4	16	10	1	0	1	0	-	0	5	6	2	2	0	0	-	4	11	4
1984-85	3	3	0	0	-	6	13	7	2	2	0	0	-	4	9	5	1	1	0	0	-	2	4	2
1985-86	3	2	1	0	-	4	20	11	1	1	0	0	-	2	6	3	2	1	1	0	-	2	14	8
1986-87	3	0	2	1	-	1	8	11	2	0	1	1	-	1	7	8	1	0	1	0	-	0	1	3
1987-88	3	1	2	0	-	2	3	5	1	0	1	0	-	0	2	3	2	1	1	0	-	2	1	2
1988-89	3	0	2	1	-	1	11	15	2	0	1	1	-	1	9	10	1	0	1	0	-	0	2	5
1989-90	3	3	0	0	-	6	10	6	1	1	0	0	-	2	6	5	2	2	0	0	-	4	4	1
1990-91	3	2	1	0	-	4	14	10	2	1	1	0	-	2	9	6	1	1	0	0	-	2	5	4
1991-92	2	2	0	0	-	4	9	4	1	1	0	0	-	2	4	1	1	1	0	0	-	2	5	3
1992-93	2	0	2	0	-	0	5	13	1	0	1	0	-	0	4	7	1	0	1	0	-	0	1	6
1993-94	2	0	2	0	-	0	3	9	1	0	1	0	-	0	2	3	1	0	1	0	-	0	1	6
1994-95	-	-	-	-	-	-	-	-	-	-	-	-	-	-	-	-	-	-	-	-	-	-	-	-
1995-96	2	0	2	0	-	0	7	10	1	0	1	0	-	0	5	6	1	0	1	0	-	0	2	4
1996-97	2	0	2	0	-	0	2	6	1	0	1	0	-	0	1	2	1	0	1	0	-	0	1	4
1997-98	2	1	1	0	-	2	8	7	1	0	1	0	-	0	2	4	1	1	0	0	-	2	6	3
1998-99	2	1	1	0	-	2	7	6	1	1	0	0	-	2	4	1	1	0	1	0	-	0	3	5
1999-00	1	0	1	0	0	0	4	5	1	0	1	0	0	0	4	5	-	-	-	-	-	-	-	-
2000-01	2	1	0	0	1	3	6	6	1	0	0	0	1	1	1	2	1	1	0	0	0	2	5	4
2001-02	1	1	0	0	0	2	2	1	1	1	0	0	0	2	2	1	-	-	-	-	-	-	-	-
2002-03	1	0	0	0	1	1	1	2	-	-	-	-	-	-	-	-	1	0	0	0	1	1	1	2
2003-04	2	2	0	0	0	4	5	1	1	1	0	0	0	2	2	1	1	1	0	0	0	2	3	0
2004-05	-	-	-	-	-	-	-	-	-	-	-	-	-	-	-	-	-	-	-	-	-	-	-	-
2005-06	-	-	-	-	-	-	-	-	-	-	-	-	-	-	-	-	-	-	-	-	-	-	-	-
2006-07	1	1	0	-	0	2	6	3	-	-	-	-	-	-	-	-	1	1	0	-	0	2	6	3
2007-08	1	0	1	-	0	0	1	3	1	0	1	-	0	0	1	3	-	-	-	-	-	-	-	-
2008-09	1	1	0	-	0	2	4	1	1	1	0	-	0	2	4	1	-	-	-	-	-	-	-	-
2009-10	1	0	1	-	0	0	0	2	-	-	-	-	-	-	-	-	1	0	1	-	0	0	0	2
2010-11	2	0	2	-	0	0	3	10	1	0	1	-	0	0	1	6	1	0	1	-	0	0	2	4
2011-12	1	0	0	-	1	1	2	3	1	0	0	-	1	1	2	3	-	-	-	-	-	-	-	-
2012-13	-	-	-	-	-	-	-	-	-	-	-	-	-	-	-	-	-	-	-	-	-	-	-	-
2013-14	4	1	3	-	0	2	9	13	2	1	1	-	0	2	6	4	2	0	2	-	0	0	3	9
BOSTON vs. EDMONTON																								
1979-80	4	4	0	0	-	8	17	6	2	2	0	0	-	4	11	3	2	2	0	0	-	4	6	3
1980-81	4	3	1	0	-	6	23	13	2	2	0	0	-	4	13	5	2	1	1	0	-	2	10	8
1981-82	3	1	0	2	-	4	11	8	1	1	0	0	-	2	5	2	2	0	0	2	-	2	6	6
1982-83	3	2	0	1	-	5	16	11	2	1	0	1	-	3	11	8	1	1	0	0	-	2	5	3
1983-84	3	1	2	0	-	2	6	8	1	1	0	0	-	2	4	1	2	0	2	0	-	0	2	7
1984-85	3	1	2	0	-	2	10	14	2	1	1	0	-	2	8	7	1	0	1	0	-	0	2	7
1985-86	3	1	2	0	-	2	11	13	1	0	1	0	-	0	3	5	2	1	1	0	-	2	8	8
1986-87	3	2	1	0	-	4	10	10	2	2	0	0	-	4	8	4	1	0	1	0	-	0	2	6
1987-88	3	1	1	1	-	3	12	10	1	0	0	1	-	1	2	2	2	1	1	0	-	2	10	8
1988-89	3	3	0	0	-	6	13	7	2	2	0	0	-	4	9	5	1	1	0	0	-	2	4	2
1989-90	3	2	0	1	-	5	12	5	1	1	0	0	-	2	6	2	2	1	0	1	-	3	6	3
1990-91	3	2	1	0	-	4	11	15	2	2	0	0	-	4	10	7	1	0	1	0	-	0	1	8
1991-92	3	2	1	0	-	4	14	10	2	1	1	0	-	2	9	7	1	1	0	0	-	2	5	3
1992-93	2	1	1	0	-	2	9	7	1	0	1	0	-	0	3	4	1	1	0	0	-	2	6	3
1993-94	2	2	0	0	-	4	8	2	1	1	0	0	-	2	5	1	1	1	0	0	-	2	3	1
1994-95	-	-	-	-	-	-	-	-	-	-	-	-	-	-	-	-	-	-	-	-	-	-	-	-
1995-96	2	1	1	0	-	2	10	8	1	0	1	0	-	0	3	4	1	1	0	0	-	2	7	4
1996-97	2	0	2	0	-	0	3	10	1	0	1	0	-	0	0	6	1	0	1	0	-	0	3	4
1997-98	2	2	0	0	-	4	5	2	1	1	0	0	-	2	3	1	1	1	0	0	-	2	2	1
1998-99	1	1	0	0	-	2	2	0	-	-	-	-	-	-	-	-	1	1	0	0	-	2	2	0
1999-00	2	0	1	1	0	1	4	6	1	0	0	1	0	1	2	2	1	0	1	0	0	0	2	4
2000-01	1	0	1	0	0	0	1	6	-	-	-	-	-	-	-	-	1	0	1	0	0	0	1	6
2001-02	1	1	0	0	0	2	1	0	1	1	0	0	0	2	1	0	-	-	-	-	-	-	-	-
2002-03	2	2	0	0	0	4	10	4	1	1	0	0	0	2	6	1	1	1	0	0	0	2	4	3
2003-04	1	1	0	0	0	2	4	3	1	1	0	0	0	2	4	3	-	-	-	-	-	-	-	-
2004-05	-	-	-	-	-	-	-	-	-	-	-	-	-	-	-	-	-	-	-	-	-	-	-	-
2005-06	1	1	0	-	0	2	5	4	-	-	-	-	-	-	-	-	1	1	0	-	0	2	5	4
2006-07	1	1	0	-	0	2	3	0	1	1	0	-	0	2	3	0	-	-	-	-	-	-	-	-
2007-08	-	-	-	-	-	-	-	-	-	-	-	-	-	-	-	-	-	-	-	-	-	-	-	-
2008-09	1	1	0	-	0	2	1	0	-	-	-	-	-	-	-	-	1	1	0	-	0	2	1	0
2009-10	1	1	0	-	0	2	2	0	1	1	0	-	0	2	2	0	-	-	-	-	-	-	-	-
2010-11	1	1	0	-	0	2	3	2	-	-	-	-	-	-	-	-	1	1	0	-	0	2	3	2
2011-12	1	1	0	-	0	2	6	3	1	1	0	-	0	2	6	3	-	-	-	-	-	-	-	-
2012-13	-	-	-	-	-	-	-	-	-	-	-	-	-	-	-	-	-	-	-	-	-	-	-	-
2013-14	2	2	0	-	0	4	8	2	1	1	0	-	0	2	4	0	1	1	0	-	0	2	4	2
BOSTON vs. FLORIDA																								
1993-94	4	2	1	1	-	5	7	8	2	1	0	1	-	3	5	4	2	1	1	0	-	2	2	4
1994-95	3	1	2	0	-	2	6	8	2	0	2	0	-	0	1	4	1	1	0	0	-	2	5	4
1995-96	4	2	1	1	-	5	13	10	2	1	0	1	-	3	8	6	2	1	1	0	-	2	5	4
1996-97	4	2	2	0	-	4	9	10	2	1	1	0	-	2	5	6	2	1	1	0	-	2	4	4
1997-98	4	1	3	0	-	2	17	20	2	0	2	0	-	0	6	8	2	1	1	0	-	2	11	12
1998-99	4	3	0	1	-	7	13	7	2	1	0	1	-	3	7	5	2	2	0	0	-	4	6	2
1999-00	4	0	3	0	1	1	8	18	2	0	2	0	-	0	2	8	2	0	1	0	1	1	6	10
2000-01	4	1	3	0	0	2	7	10	2	1	1	0	0	2	6	5	2	0	2	0	0	0	1	5
2001-02	4	4	0	0	0	8	18	5	2	2	0	0	0	4	8	3	2	2	0	0	0	4	10	2
2002-03	4	2	1	1	0	5	13	12	2	1	0	1	0	3	7	4	2	1	1	0	0	2	6	8
2003-04	4	0	2	2	0	2	3	6	2	0	2	0	0	0	1	2	2	0	0	2	0	2	2	2

YEAR-BY-YEAR SEASON SERIES BY TEAM

KEY:	Overall GP	W	L	T	O	PTS	GF	GA	Home GP	W	L	T	O	PTS	GF	GA	Road GP	W	L	T	O	PTS	GF	GA
2004-05	-	-	-	-	-	-	-	-	-	-	-	-	-	-	-	-	-	-	-	-	-	-	-	-
2005-06	4	2	1	-	1	5	16	13	2	1	0	-	1	3	7	5	2	1	1	-	0	2	9	8
2006-07	4	0	4	-	0	0	10	24	2	0	2	-	0	0	5	9	2	0	2	-	0	0	5	15
2007-08	4	2	1	-	1	5	11	14	2	0	1	-	1	1	3	7	2	2	0	-	0	4	8	7
2008-09	4	3	1	-	0	6	14	5	2	2	0	-	0	4	10	3	2	1	1	-	0	2	4	2
2009-10	4	2	1	-	1	5	5	5	2	0	1	-	1	1	0	2	2	2	0	-	0	4	5	3
2010-11	4	4	0	-	0	8	11	4	2	2	0	-	0	4	6	1	2	2	0	-	0	4	5	3
2011-12	4	2	2	-	0	4	13	10	2	1	1	-	0	2	8	2	2	1	1	-	0	2	5	8
2012-13	3	3	0	-	0	6	11	2	2	2	0	-	0	4	7	1	1	1	0	-	0	2	4	1
2013-14	5	5	0	-	0	10	22	8	3	3	0	-	0	6	14	4	2	2	0	-	0	4	8	4
BOSTON vs. LOS ANGELES																								
1967-68	4	3	1	0	-	6	14	10	2	1	1	0	-	2	3	3	2	2	0	0	-	4	11	7
1968-69	6	5	1	0	-	10	29	16	3	3	0	0	-	6	17	7	3	2	1	0	-	4	12	9
1969-70	6	5	0	1	-	11	34	17	3	3	0	0	-	6	20	8	3	2	0	1	-	5	14	9
1970-71	6	5	1	0	-	10	41	24	3	3	0	0	-	6	22	12	3	2	1	0	-	4	19	12
1971-72	6	4	1	1	-	9	30	15	3	1	1	1	-	3	12	5	3	3	0	0	-	6	18	10
1972-73	5	3	2	0	-	6	19	19	3	2	1	0	-	4	10	9	2	1	1	0	-	2	9	10
1973-74	5	3	1	1	-	7	18	13	2	2	0	0	-	4	8	3	3	1	1	1	-	3	10	10
1974-75	5	2	3	0	-	4	14	15	2	1	1	0	-	2	9	5	3	1	2	0	-	2	5	10
1975-76	5	4	1	0	-	8	19	9	3	2	1	0	-	4	11	6	2	2	0	0	-	4	8	3
1976-77	5	2	2	1	-	5	12	14	2	1	0	1	-	3	6	5	3	1	2	0	-	2	6	9
1977-78	5	5	0	0	-	10	28	11	3	3	0	0	-	6	20	6	2	2	0	0	-	4	8	5
1978-79	4	1	3	0	-	2	10	16	2	0	2	0	-	0	6	11	2	1	1	0	-	2	4	5
1979-80	4	2	1	1	-	5	13	11	2	2	0	0	-	4	9	4	2	0	1	1	-	1	4	7
1980-81	4	2	2	0	-	4	16	15	2	1	1	0	-	2	11	7	2	1	1	0	-	2	5	8
1981-82	3	3	0	0	-	6	15	8	2	2	0	0	-	4	10	4	1	1	0	0	-	2	5	4
1982-83	3	1	2	0	-	2	11	10	1	1	0	0	-	2	4	0	2	0	2	0	-	0	7	10
1983-84	3	3	0	0	-	6	17	9	2	2	0	0	-	4	11	6	1	1	0	0	-	2	6	3
1984-85	3	1	0	2	-	4	14	13	1	1	0	0	-	2	5	4	2	0	0	2	-	2	9	9
1985-86	3	3	0	0	-	6	18	9	2	2	0	0	-	4	13	7	1	1	0	0	-	2	5	2
1986-87	3	2	1	0	-	4	13	9	1	1	0	0	-	2	8	6	2	1	2	0	-	2	5	3
1987-88	3	2	0	1	-	5	10	8	2	1	0	1	-	3	7	6	1	1	0	0	-	2	3	2
1988-89	3	2	1	0	-	4	13	10	1	1	0	0	-	2	4	1	2	1	1	0	-	2	9	9
1989-90	3	2	1	0	-	4	12	11	2	1	1	0	-	2	9	9	1	1	0	0	-	2	3	2
1990-91	3	2	1	0	-	4	11	14	1	1	0	0	-	2	5	3	2	1	1	0	-	2	6	11
1991-92	3	1	2	0	-	2	10	11	2	1	1	0	-	2	7	5	1	0	1	0	-	0	3	6
1992-93	2	1	1	0	-	2	14	11	1	1	0	0	-	2	8	3	1	0	1	0	-	0	6	8
1993-94	2	2	0	0	-	4	9	6	1	1	0	0	-	2	6	4	1	1	0	0	-	2	3	2
1994-95	-	-	-	-	-	-	-	-	-	-	-	-	-	-	-	-	-	-	-	-	-	-	-	-
1995-96	2	1	0	1	-	3	5	4	1	1	0	0	-	2	2	1	1	0	0	1	-	1	3	3
1996-97	2	0	1	1	-	1	6	8	1	0	0	1	-	1	4	4	1	0	1	0	-	0	2	4
1997-98	2	2	0	0	-	4	11	8	1	1	0	0	-	2	6	5	1	1	0	0	-	2	5	3
1998-99	2	0	2	0	-	0	2	4	1	0	1	0	-	0	1	2	1	0	1	0	-	0	1	2
1999-00	2	0	0	2	0	2	6	6	1	0	0	1	0	1	4	4	1	0	0	1	0	1	2	2
2000-01	2	0	1	1	0	1	4	9	1	0	0	1	0	1	4	4	1	0	1	0	0	0	0	5
2001-02	1	1	0	0	0	2	5	0	1	1	0	0	0	2	5	0	-	-	-	-	-	-	-	-
2002-03	1	1	0	0	0	2	4	3	-	-	-	-	-	-	-	-	1	1	0	0	0	2	4	3
2003-04	1	1	0	0	0	2	4	3	-	-	-	-	-	-	-	-	1	1	0	0	0	2	4	3
2004-05	-	-	-	-	-	-	-	-	-	-	-	-	-	-	-	-	-	-	-	-	-	-	-	-
2005-06	1	0	1	-	0	0	0	6	1	0	1	-	0	0	0	6	-	-	-	-	-	-	-	-
2006-07	-	-	-	-	-	-	-	-	-	-	-	-	-	-	-	-	-	-	-	-	-	-	-	-
2007-08	1	1	0	-	0	2	8	6	-	-	-	-	-	-	-	-	1	1	0	-	0	2	8	6
2008-09	1	0	0	-	1	1	2	3	1	0	0	-	1	1	2	3	-	-	-	-	-	-	-	-
2009-10	2	0	0	-	2	2	5	7	1	0	0	-	1	1	2	3	1	0	0	-	1	1	3	4
2010-11	2	0	1	-	1	1	3	6	1	0	0	-	1	1	3	4	1	0	1	-	0	0	0	2
2011-12	2	2	0	-	0	4	7	2	1	1	0	-	0	2	3	0	1	1	0	-	0	2	4	2
2012-13	-	-	-	-	-	-	-	-	-	-	-	-	-	-	-	-	-	-	-	-	-	-	-	-
2013-14	2	1	1	-	0	2	5	6	1	1	0	-	0	2	3	2	1	0	1	-	0	0	2	4
BOSTON vs. MINNESOTA																								
2000-01	1	0	1	0	0	0	1	6	1	0	1	0	0	0	1	6	-	-	-	-	-	-	-	-
2001-02	2	0	2	0	0	0	4	7	1	0	1	0	0	0	3	5	1	0	1	0	0	0	1	2
2002-03	1	0	1	0	0	0	1	5	-	-	-	-	-	-	-	-	1	0	1	0	0	0	1	5
2003-04	1	0	1	0	0	0	0	2	1	0	1	0	0	0	0	2	-	-	-	-	-	-	-	-
2004-05	-	-	-	-	-	-	-	-	-	-	-	-	-	-	-	-	-	-	-	-	-	-	-	-
2005-06	1	1	0	-	0	2	3	2	-	-	-	-	-	-	-	-	1	1	0	-	0	2	3	2
2006-07	1	0	1	-	0	0	1	2	1	0	1	-	0	0	1	2	-	-	-	-	-	-	-	-
2007-08	-	-	-	-	-	-	-	-	-	-	-	-	-	-	-	-	-	-	-	-	-	-	-	-
2008-09	2	0	2	-	0	0	3	5	1	0	1	-	0	0	0	1	1	0	1	-	0	0	3	4
2009-10	1	1	0	-	0	2	2	1	-	-	-	-	-	-	-	-	1	1	0	-	0	2	2	1
2010-11	1	0	1	-	0	0	1	3	1	0	1	-	0	0	1	3	-	-	-	-	-	-	-	-
2011-12	1	0	1	-	0	0	0	2	-	-	-	-	-	-	-	-	1	0	1	-	0	0	0	2
2012-13	-	-	-	-	-	-	-	-	-	-	-	-	-	-	-	-	-	-	-	-	-	-	-	-
2013-14	2	1	0	-	1	3	7	4	1	1	0	-	0	2	4	1	1	0	0	-	1	1	3	4
BOSTON vs. MONTREAL																								
1924-25	6	2	4	0	-	4	10	22	3	1	2	0	-	2	6	10	3	1	2	0	-	2	4	12
1925-26	6	2	3	1	-	5	19	18	3	1	2	0	-	2	8	8	3	1	1	1	-	3	11	10
1926-27	4	1	2	1	-	3	6	6	2	1	1	0	-	2	4	2	2	0	1	1	-	1	2	4
1927-28	4	0	2	2	-	2	4	10	2	0	1	1	-	1	2	4	2	0	1	1	-	1	2	6
1928-29	4	1	2	1	-	3	4	6	2	0	1	1	-	1	0	1	2	1	1	0	-	2	4	5
1929-30	4	4	0	0	-	8	13	6	2	2	0	0	-	4	8	3	2	2	0	0	-	4	5	3
1930-31	4	2	1	1	-	5	10	7	2	1	0	1	-	3	6	3	2	1	1	0	-	2	4	4
1931-32	6	3	2	1	-	7	23	16	3	3	0	0	-	6	19	7	3	0	2	1	-	1	4	9
1932-33	6	4	1	1	-	9	20	7	3	3	0	0	-	6	14	2	3	1	1	1	-	3	6	5
1933-34	6	5	1	0	-	10	19	9	3	3	0	0	-	6	12	3	3	2	1	0	-	4	7	6
1934-35	6	4	2	0	-	8	14	9	3	2	1	0	-	4	8	5	3	2	1	0	-	4	6	4

YEAR-BY-YEAR SEASON SERIES BY TEAM

KEY:	Overall GP	W	L	T	O	PTS	GF	GA	Home GP	W	L	T	O	PTS	GF	GA	Road GP	W	L	T	O	PTS	GF	GA
1935-36	6	3	1	2	-	8	9	8	3	2	1	0	-	4	3	3	3	1	0	2	-	4	6	5
1936-37	6	2	3	1	-	5	13	12	3	1	1	1	-	3	4	4	3	1	2	0	-	2	9	8
1937-38	6	2	2	2	-	6	6	10	3	2	0	1	-	5	3	1	3	0	2	1	-	1	3	9
1938-39	8	6	2	0	-	12	28	14	4	4	0	0	-	8	22	10	4	2	2	0	-	4	6	4
1939-40	8	6	1	1	-	13	34	15	4	3	1	0	-	6	18	7	4	3	0	1	-	7	16	8
1940-41	8	5	2	1	-	11	31	16	4	3	1	0	-	6	22	11	4	2	1	1	-	5	9	5
1941-42	8	6	1	1	-	13	34	15	4	4	0	0	-	8	22	6	4	2	1	1	-	5	12	9
1942-43	10	5	4	1	-	11	38	34	5	4	0	1	-	9	23	10	5	1	4	0	-	2	15	24
1943-44	10	3	5	2	-	8	28	49	5	3	1	1	-	7	17	15	5	0	4	1	-	1	11	34
1944-45	10	0	10	0	-	0	23	53	5	0	5	0	-	0	8	22	5	0	5	0	-	0	15	31
1945-46	10	4	5	1	-	9	27	29	5	3	2	0	-	6	13	11	5	1	3	1	-	3	14	18
1946-47	12	1	9	2	-	4	20	40	6	0	5	1	-	1	12	20	6	1	4	1	-	3	8	20
1947-48	12	6	2	4	-	16	30	22	6	3	1	2	-	8	11	10	6	3	1	2	-	8	19	12
1948-49	12	5	6	1	-	11	25	30	6	3	3	0	-	6	13	13	6	2	3	1	-	5	12	17
1949-50	14	4	5	5	-	13	32	37	7	3	1	3	-	9	19	15	7	1	4	2	-	4	13	22
1950-51	14	5	6	3	-	13	31	29	7	2	3	2	-	6	18	13	7	3	3	1	-	7	13	16
1951-52	14	7	5	2	-	16	33	32	7	4	2	1	-	9	17	14	7	3	3	1	-	7	16	18
1952-53	14	9	3	2	-	20	31	19	7	5	1	1	-	11	19	10	7	4	2	1	-	9	12	9
1953-54	14	4	6	4	-	12	32	41	7	4	1	2	-	10	18	14	7	0	5	2	-	2	14	27
1954-55	14	4	7	3	-	11	28	31	7	3	2	2	-	8	20	14	7	1	5	1	-	3	8	17
1955-56	14	5	8	1	-	11	30	40	7	2	4	1	-	5	17	23	7	3	4	0	-	6	13	17
1956-57	14	7	4	3	-	17	33	30	7	4	1	2	-	10	20	13	7	3	3	1	-	7	13	17
1957-58	14	3	9	2	-	8	36	48	7	1	5	1	-	3	18	27	7	2	4	1	-	5	18	21
1958-59	14	6	6	2	-	14	34	44	7	3	3	1	-	7	16	19	7	3	3	1	-	7	18	25
1959-60	14	4	10	0	-	8	42	69	7	4	3	0	-	8	28	28	7	0	7	0	-	0	14	41
1960-61	14	2	10	2	-	6	27	53	7	2	4	1	-	5	16	23	7	0	6	1	-	1	11	30
1961-62	14	3	10	1	-	7	38	67	7	2	4	1	-	5	21	27	7	1	6	0	-	2	17	40
1962-63	14	2	7	5	-	9	33	55	7	1	3	3	-	5	19	22	7	1	4	2	-	4	14	33
1963-64	14	2	7	5	-	9	29	37	7	1	2	4	-	6	18	19	7	1	5	1	-	3	11	18
1964-65	14	3	10	1	-	7	33	53	7	2	4	1	-	5	18	26	7	1	6	0	-	2	15	27
1965-66	14	4	9	1	-	9	28	46	7	2	4	1	-	5	14	20	7	2	5	0	-	4	14	26
1966-67	14	5	7	2	-	12	36	44	7	2	5	0	-	4	16	21	7	3	2	2	-	8	20	23
1967-68	10	5	5	0	-	10	26	30	5	3	2	0	-	6	16	14	5	2	3	0	-	4	10	16
1968-69	8	4	2	2	-	10	29	23	4	3	0	1	-	7	19	12	4	1	2	1	-	3	10	11
1969-70	8	2	3	3	-	7	22	30	4	2	1	1	-	5	12	10	4	0	2	2	-	2	10	20
1970-71	6	5	1	0	-	10	29	14	3	3	0	0	-	6	17	5	3	2	1	0	-	4	12	9
1971-72	6	2	3	1	-	5	21	25	3	1	1	1	-	3	9	9	3	1	2	0	-	2	12	16
1972-73	5	1	3	1	-	3	15	21	3	1	2	0	-	2	11	13	2	0	1	1	-	1	4	8
1973-74	6	4	2	0	-	8	25	20	3	2	1	0	-	4	11	11	3	2	1	0	-	4	14	9
1974-75	5	0	3	2	-	2	11	17	2	0	1	1	-	1	3	6	3	0	2	1	-	1	8	11
1975-76	5	0	3	2	-	2	12	23	3	0	1	2	-	2	8	13	2	0	2	0	-	0	4	10
1976-77	5	3	2	0	-	6	20	21	3	2	1	0	-	4	13	11	2	1	1	0	-	2	7	11
1977-78	5	0	4	1	-	1	8	21	2	0	1	1	-	1	2	4	3	0	3	0	-	0	6	17
1978-79	4	0	2	2	-	2	6	13	2	0	0	2	-	2	4	4	2	0	2	0	-	0	2	9
1979-80	4	1	3	0	-	2	8	14	2	1	1	0	-	2	6	5	2	0	2	0	-	0	2	9
1980-81	4	1	3	0	-	2	8	16	2	1	1	0	-	2	5	6	2	0	2	0	-	0	3	10
1981-82	8	0	7	1	-	1	16	40	4	0	3	1	-	1	11	25	4	0	4	0	-	0	5	19
1982-83	8	3	3	2	-	8	27	28	4	1	2	1	-	3	14	17	4	2	1	1	-	5	13	11
1983-84	8	6	2	0	-	12	35	24	4	3	1	0	-	6	14	12	4	3	1	0	-	6	21	12
1984-85	8	3	4	1	-	7	28	31	4	2	2	0	-	4	14	15	4	1	2	1	-	3	14	16
1985-86	8	3	4	1	-	7	30	34	4	3	0	1	-	7	21	13	4	0	4	0	-	0	9	21
1986-87	8	2	5	1	-	5	22	26	4	1	2	1	-	3	12	11	4	1	3	0	-	2	10	15
1987-88	8	3	4	1	-	7	27	27	4	3	1	0	-	6	14	10	4	0	3	1	-	1	13	17
1988-89	8	0	7	1	-	1	12	28	4	0	3	1	-	1	8	15	4	0	4	0	-	0	4	13
1989-90	8	4	3	1	-	9	21	21	4	3	1	0	-	6	12	9	4	1	2	1	-	3	9	12
1990-91	8	5	2	1	-	11	26	23	4	2	1	1	-	5	13	11	4	3	1	0	-	6	13	12
1991-92	8	2	5	1	-	3	22	29	4	2	2	0	-	4	11	15	4	0	3	1	-	1	11	14
1992-93	9	5	4	0	-	10	29	27	4	3	1	0	-	6	13	10	5	2	3	0	-	4	16	17
1993-94	6	2	2	2	-	6	20	21	3	1	1	1	-	3	8	12	3	1	1	1	-	3	12	9
1994-95	4	4	0	0	-	8	20	8	2	2	0	0	-	4	13	4	2	2	0	0	-	4	7	4
1995-96	6	1	4	1	-	3	16	20	3	0	2	1	-	1	7	10	3	1	2	0	-	2	8	10
1996-97	6	2	4	0	-	4	15	25	3	1	2	0	-	2	7	13	3	1	2	0	-	2	8	12
1997-98	5	3	2	0	-	6	15	13	2	1	1	0	-	2	5	6	3	2	1	0	-	4	10	7
1998-99	5	4	0	1	-	9	21	6	3	2	0	1	-	5	9	2	2	2	0	0	-	4	12	4
1999-00	5	1	2	2	0	4	15	17	2	0	1	1	0	1	5	8	3	1	1	1	0	3	10	9
2000-01	5	4	1	0	0	8	11	10	3	2	1	0	0	4	6	7	2	2	0	0	0	4	5	3
2001-02	5	3	2	0	0	6	19	14	2	2	0	0	0	4	10	3	3	1	2	0	0	2	9	11
2002-03	5	2	3	0	0	4	15	16	3	2	1	0	0	4	12	9	2	0	2	0	0	0	3	7
2003-04	6	3	0	1	2	9	9	7	3	1	0	0	2	4	5	6	3	2	0	1	0	5	4	1
2004-05	-	-	-	-	-	-	-	-	-	-	-	-	-	-	-	-	-	-	-	-	-	-	-	-
2005-06	8	1	7	-	0	2	13	23	4	1	3	-	0	2	7	10	4	0	4	-	0	0	6	13
2006-07	8	3	5	-	0	6	21	24	4	2	2	-	0	4	12	12	4	1	3	-	0	2	9	12
2007-08	8	0	7	-	1	1	16	38	4	0	4	-	0	0	7	15	4	0	3	-	1	1	9	23
2008-09	6	5	0	-	1	11	22	12	3	3	0	-	0	6	14	6	3	2	0	-	1	5	8	6
2009-10	6	1	3	-	2	4	10	17	3	0	1	-	2	2	4	9	3	1	2	-	0	2	6	8
2010-11	6	2	3	-	1	5	22	20	3	2	1	-	0	4	16	9	3	0	2	-	1	1	6	11
2011-12	6	4	2	-	0	8	13	12	3	2	1	-	0	4	6	5	3	2	1	-	0	4	7	7
2012-13	4	1	2	-	1	3	11	13	2	0	1	-	1	1	8	10	2	1	1	-	0	2	3	3
2013-14	4	1	2	-	1	3	7	8	2	0	1	-	1	1	2	6	2	1	1	-	0	2	5	3
BOSTON vs. NASHVILLE																								
1998-99	2	2	0	0	-	4	13	3	1	1	0	0	-	2	8	1	1	1	0	0	-	2	5	2
1999-00	2	1	1	0	0	2	6	5	1	0	1	0	0	0	1	3	1	1	0	0	0	2	5	2
2000-01	2	0	0	1	1	2	2	3	1	0	0	1	0	1	2	2	1	0	0	0	1	1	0	1
2001-02	1	1	0	0	0	2	2	1	-	-	-	-	-	-	-	-	1	1	0	0	0	2	2	1
2002-03	2	1	1	0	0	2	3	6	1	1	0	0	0	2	2	1	1	0	1	0	0	0	1	5
2003-04	2	1	1	0	0	2	4	4	1	0	1	0	0	0	1	2	1	1	0	0	0	2	3	2
2004-05	-	-	-	-	-	-	-	-	-	-	-	-	-	-	-	-	-	-	-	-	-	-	-	-

YEAR-BY-YEAR SEASON SERIES BY TEAM

KEY:	Overall GP	W	L	T	O	PTS	GF	GA	Home GP	W	L	T	O	PTS	GF	GA	Road GP	W	L	T	O	PTS	GF	GA
2005-06	-	-	-	-	-	-	-	-	-	-	-	-	-	-	-	-	-	-	-	-	-	-	-	-
2006-07	1	0	1	-	0	0	0	5	-	-	-	-	-	-	-	-	1	0	1	-	0	0	0	5
2007-08	1	1	0	-	0	2	3	1	1	1	0	-	0	2	3	1	-	-	-	-	-	-	-	-
2008-09	1	0	0	-	1	1	2	2	-	-	-	-	-	-	-	-	1	0	0	-	1	1	2	2
2009-10	1	1	0	-	0	2	3	2	1	1	0	-	0	2	3	2	-	-	-	-	-	-	-	-
2010-11	1	0	0	-	1	1	3	4	-	-	-	-	-	-	-	-	1	0	0	-	1	1	3	4
2011-12	1	1	0	-	0	2	4	3	1	1	0	-	0	2	4	3	-	-	-	-	-	-	-	-
2012-13	-	-	-	-	-	-	-	-	-	-	-	-	-	-	-	-	-	-	-	-	-	-	-	-
2013-14	2	2	0	-	0	4	9	4	1	1	0	-	0	2	3	2	1	1	0	-	0	2	6	2
BOSTON vs. NEW JERSEY*																								
1974-75	4	2	1	1	-	5	19	10	2	1	1	0	-	2	10	5	2	1	0	1	-	3	9	5
1975-76	4	2	1	1	-	5	14	10	2	1	1	0	-	2	6	5	2	1	0	1	-	3	8	5
1976-77	4	3	1	0	-	6	16	12	2	1	1	0	-	2	9	9	2	2	0	0	-	4	7	3
1977-78	4	3	0	1	-	7	17	12	2	2	0	0	-	4	10	6	2	1	0	1	-	3	7	6
1978-79	4	3	1	0	-	6	16	12	2	1	1	0	-	2	6	6	2	2	0	0	-	4	10	6
1979-80	4	2	1	1	-	5	16	12	2	1	1	0	-	2	9	7	2	1	0	1	-	3	7	5
1980-81	4	2	1	1	-	5	13	12	2	2	0	0	-	4	9	5	2	0	1	1	-	1	4	7
1981-82	3	3	0	0	-	6	15	4	2	2	0	0	-	4	9	3	1	1	0	0	-	2	6	1
1982-83	3	1	0	2	-	4	9	6	1	1	0	0	-	2	5	2	2	0	0	2	-	2	4	4
1983-84	3	2	1	0	-	4	12	8	2	1	1	0	-	2	9	7	1	1	0	0	-	2	3	1
1984-85	3	3	0	0	-	6	15	9	1	1	0	0	-	2	5	3	2	2	0	0	-	4	10	6
1985-86	3	3	0	0	-	6	18	9	2	2	0	0	-	4	12	5	1	1	0	0	-	2	6	4
1986-87	3	1	1	1	-	3	16	12	1	0	0	1	-	1	5	5	2	1	1	0	-	2	11	7
1987-88	3	2	1	0	-	4	16	11	2	1	1	0	-	2	12	10	1	1	0	0	-	2	4	1
1988-89	3	2	0	1	-	5	14	8	1	1	0	0	-	2	5	3	2	1	0	1	-	3	9	5
1989-90	3	1	1	1	-	3	10	10	2	1	0	1	-	3	9	7	1	0	1	0	-	0	1	3
1990-91	3	1	1	1	-	3	7	10	1	0	0	1	-	1	1	1	2	1	1	0	-	2	6	9
1991-92	3	1	2	0	-	2	10	10	2	1	1	0	-	2	8	6	1	0	1	0	-	0	2	4
1992-93	4	3	1	0	-	6	16	14	3	2	1	0	-	4	12	12	1	1	0	0	-	2	4	2
1993-94	4	2	2	0	-	4	17	17	2	1	1	0	-	2	11	11	2	1	1	0	-	2	6	6
1994-95	4	3	1	0	-	6	14	8	2	2	0	0	-	4	8	2	2	1	1	0	-	2	6	6
1995-96	4	3	0	1	-	7	11	7	2	1	0	1	-	3	5	4	2	2	0	0	-	4	6	3
1996-97	4	1	3	0	-	2	11	15	2	1	1	0	-	2	9	9	2	0	2	0	-	0	2	6
1997-98	4	0	2	2	-	2	4	7	2	0	1	1	-	1	3	4	2	0	1	1	-	1	1	3
1998-99	4	1	2	1	-	3	8	9	2	0	1	1	-	1	3	5	2	1	1	0	-	2	5	4
1999-00	4	1	0	2	1	5	11	10	2	1	0	1	-	3	5	3	2	0	0	1	1	2	6	7
2000-01	4	2	1	0	1	5	13	15	2	1	0	0	1	3	6	6	2	1	1	0	0	2	7	9
2001-02	4	2	0	0	2	6	12	12	2	1	0	0	1	3	8	8	2	1	0	0	1	3	4	4
2002-03	4	1	2	1	0	3	7	8	2	1	1	0	0	2	4	4	2	0	1	1	0	1	3	4
2003-04	4	2	1	1	0	5	13	11	2	0	1	1	0	1	5	8	2	2	0	0	0	4	8	3
2004-05	-	-	-	-	-	-	-	-	-	-	-	-	-	-	-	-	-	-	-	-	-	-	-	-
2005-06	4	0	2	-	2	2	10	15	2	0	0	-	2	2	6	8	2	0	2	-	0	0	4	7
2006-07	4	2	2	-	0	4	11	12	2	1	1	-	0	2	6	8	2	1	1	-	0	2	5	4
2007-08	4	1	1	-	2	4	10	12	2	1	1	-	0	2	5	6	2	0	0	-	2	2	5	6
2008-09	4	2	1	-	1	5	9	6	2	1	0	-	1	3	7	5	2	1	1	-	0	2	2	1
2009-10	4	1	2	-	1	3	5	7	2	0	1	-	1	1	2	4	2	1	1	-	0	2	3	3
2010-11	4	3	1	-	0	6	13	5	2	2	0	-	0	4	7	1	2	1	1	-	0	2	6	4
2011-12	4	4	0	-	0	8	18	8	2	2	0	-	0	4	8	6	2	2	0	-	0	4	10	2
2012-13	3	3	0	-	0	6	8	5	2	2	0	-	0	4	3	1	1	1	0	-	0	2	5	4
2013-14	3	1	2	-	0	2	9	9	1	0	1	-	0	0	3	4	2	1	1	-	0	2	6	5

* -- Franchise in Kansas City, 1974-75--1975-76;
Franchise in Colorado, 1976-77--1981-82;
Franchise in New Jersey, 1982-83--present

BOSTON vs. NEW YORK ISLANDERS																								
1972-73	6	5	1	0	-	10	38	18	3	2	1	0	-	4	21	11	3	3	0	0	-	6	17	7
1973-74	5	4	1	0	-	8	22	13	2	2	0	0	-	4	8	5	3	2	1	0	-	4	14	8
1974-75	4	2	2	0	-	4	13	9	2	2	0	0	-	4	10	3	2	0	2	0	-	0	3	6
1975-76	4	2	0	2	-	6	12	8	2	0	0	2	-	2	5	5	2	2	0	0	-	4	7	3
1976-77	4	1	2	1	-	3	10	12	2	0	1	1	-	1	5	6	2	1	1	0	-	2	5	6
1977-78	4	1	3	0	-	2	9	15	2	1	1	0	-	2	7	8	2	0	2	0	-	0	2	7
1978-79	5	1	2	2	-	4	16	20	3	1	1	1	-	3	10	9	2	0	1	1	-	1	6	11
1979-80	4	3	1	0	-	6	15	11	2	2	0	0	-	4	7	4	2	1	1	0	-	2	8	7
1980-81	4	2	2	0	-	4	13	14	2	1	1	0	-	2	8	7	2	1	1	0	-	2	5	7
1981-82	3	2	1	0	-	4	11	11	2	2	0	0	-	4	10	8	1	0	1	0	-	0	1	3
1982-83	3	2	0	1	-	5	7	3	1	0	0	1	-	1	1	1	2	2	0	0	-	4	6	2
1983-84	3	2	0	1	-	5	9	5	2	1	0	1	-	3	5	3	1	1	0	0	-	2	4	2
1984-85	3	2	1	0	-	4	15	12	1	1	0	0	-	2	6	2	2	1	1	0	-	2	9	10
1985-86	3	0	1	2	-	2	12	14	2	0	0	2	-	2	7	7	1	0	1	0	-	0	5	7
1986-87	3	2	0	1	-	5	12	9	1	1	0	0	-	2	3	1	2	1	0	1	-	3	9	8
1987-88	3	1	2	0	-	2	9	10	2	1	1	0	-	2	8	8	1	0	1	0	-	0	1	2
1988-89	3	2	1	0	-	4	9	9	1	0	1	0	-	0	3	5	2	2	0	0	-	4	6	4
1989-90	3	1	1	1	-	3	11	9	2	1	1	0	-	2	8	6	1	0	0	1	-	1	3	3
1990-91	3	2	1	0	-	4	13	9	1	1	0	0	-	2	5	0	2	1	1	0	-	2	8	9
1991-92	3	1	2	0	-	2	10	12	1	0	1	0	-	0	3	4	2	1	1	0	-	2	7	8
1992-93	4	2	0	2	-	6	16	12	2	1	0	1	-	3	8	5	2	1	0	1	-	3	8	7
1993-94	4	4	0	0	-	8	17	6	2	2	0	0	-	4	9	4	2	2	0	0	-	4	8	2
1994-95	3	2	1	0	-	4	10	10	1	1	0	0	-	2	4	3	2	1	1	0	-	2	6	7
1995-96	4	1	1	2	-	4	14	15	2	1	0	1	-	3	8	7	2	0	1	1	-	1	6	8
1996-97	4	1	3	0	-	2	12	21	2	1	1	0	-	2	8	8	2	0	2	0	-	0	4	13
1997-98	4	2	1	1	-	5	14	11	2	1	1	0	-	2	7	5	2	1	0	1	-	3	7	6
1998-99	4	1	3	0	-	2	10	13	2	1	1	0	-	2	7	5	2	0	2	0	-	0	3	8
1999-00	4	1	3	0	0	2	10	13	2	0	2	0	0	0	3	7	2	1	1	0	0	2	7	6
2000-01	4	3	1	0	0	6	15	10	2	2	0	0	0	4	8	4	2	1	1	0	0	2	7	6
2001-02	4	1	1	1	1	4	12	12	2	0	1	0	1	1	5	7	2	1	0	1	0	3	7	5
2002-03	4	2	1	1	0	5	16	14	2	2	0	0	0	4	8	2	2	0	1	1	0	1	8	12
2003-04	4	1	0	3	0	5	7	6	2	1	0	1	0	3	5	4	2	0	0	2	0	2	2	2

YEAR-BY-YEAR SEASON SERIES BY TEAM

KEY:	Overall GP	W	L	T	O	PTS	GF	GA	Home GP	W	L	T	O	PTS	GF	GA	Road GP	W	L	T	O	PTS	GF	GA
2004-05	-	-	-	-	-	-	-	-	-	-	-	-	-	-	-	-	-	-	-	-	-	-	-	-
2005-06	4	0	3	-	1	1	9	16	2	0	2	-	0	0	4	7	2	0	1	-	1	1	5	9
2006-07	4	1	2	-	1	3	10	16	2	1	0	-	1	3	8	8	2	0	2	-	0	0	2	8
2007-08	4	3	1	-	0	6	10	5	2	2	0	-	0	4	6	2	2	1	1	-	0	2	4	3
2008-09	4	4	0	-	0	8	17	6	2	2	0	-	0	4	9	3	2	2	0	-	0	4	8	3
2009-10	4	2	1	-	1	5	10	12	2	1	1	-	0	2	5	7	2	1	0	-	1	3	5	5
2010-11	4	3	1	-	0	6	16	11	2	2	0	-	0	4	8	4	2	1	1	-	0	2	8	7
2011-12	4	3	1	-	0	6	20	8	2	1	1	-	0	2	8	5	2	2	0	-	0	4	12	3
2012-13	3	2	1	-	0	4	9	5	2	1	1	-	0	2	5	4	1	1	0	-	0	2	4	1
2013-14	3	1	2	-	0	2	10	11	1	0	1	-	0	0	3	5	2	1	1	-	0	2	7	6
BOSTON vs. NEW YORK RANGERS																								
1926-27	6	2	3	1	-	5	15	14	3	2	1	0	-	4	11	7	3	0	2	1	-	1	4	7
1927-28	6	2	1	3	-	7	12	9	3	1	1	1	-	3	7	6	3	1	0	2	-	4	5	3
1928-29	6	5	1	0	-	10	13	7	3	3	0	0	-	6	8	2	3	2	1	0	-	4	5	5
1929-30	6	5	0	1	-	11	25	11	3	3	0	0	-	6	15	4	3	2	0	1	-	5	10	7
1930-31	6	4	0	2	-	10	20	13	3	1	0	2	-	4	8	5	3	3	0	0	-	6	12	8
1931-32	8	2	4	2	-	6	16	19	4	1	2	1	-	3	7	10	4	1	2	1	-	3	9	9
1932-33	6	3	3	0	-	6	13	16	3	2	1	0	-	4	9	9	3	1	2	0	-	2	4	7
1933-34	6	2	3	1	-	5	13	18	3	1	2	0	-	2	6	10	3	1	1	1	-	3	7	8
1934-35	6	3	1	2	-	8	14	8	3	3	0	0	-	6	13	6	3	0	1	2	-	2	1	2
1935-36	8	2	6	0	-	4	15	19	4	1	3	0	-	2	8	10	4	1	3	0	-	2	7	9
1936-37	8	3	2	3	-	9	13	18	4	2	2	0	-	4	7	13	4	1	0	3	-	5	6	5
1937-38	8	5	3	0	-	10	19	21	4	3	1	0	-	6	11	9	4	2	2	0	-	4	8	12
1938-39	8	5	3	0	-	10	23	15	4	2	2	0	-	4	11	9	4	3	1	0	-	6	12	6
1939-40	8	2	4	2	-	6	18	22	4	2	1	1	-	5	14	11	4	0	3	1	-	1	4	11
1940-41	8	4	2	2	-	10	24	20	4	2	1	1	-	5	12	9	4	2	1	1	-	5	12	11
1941-42	8	4	4	0	-	8	19	22	4	2	2	0	-	4	10	11	4	2	2	0	-	4	9	11
1942-43	10	8	2	0	-	16	57	36	5	4	1	0	-	8	31	22	5	4	1	0	-	8	26	14
1943-44	10	7	2	1	-	15	72	47	5	5	0	0	-	10	39	24	5	2	2	1	-	5	33	23
1944-45	10	4	3	3	-	11	51	35	5	4	0	1	-	9	38	16	5	0	3	2	-	2	13	19
1945-46	10	6	3	1	-	13	39	32	5	3	2	0	-	6	21	21	5	3	1	1	-	7	18	11
1946-47	12	8	2	2	-	18	43	27	6	5	1	0	-	10	28	13	6	3	1	2	-	8	15	14
1947-48	12	7	3	2	-	16	51	39	6	4	0	2	-	10	28	18	6	3	3	0	-	6	23	21
1948-49	12	8	2	2	-	18	42	24	6	5	1	0	-	10	26	12	6	3	1	2	-	8	16	12
1949-50	14	5	5	4	-	14	37	31	7	3	1	3	-	9	20	11	7	2	4	1	-	5	17	20
1950-51	14	4	2	8	-	16	37	33	7	2	1	4	-	8	18	14	7	2	1	4	-	8	19	19
1951-52	14	4	6	4	-	12	37	45	7	2	2	3	-	7	17	16	7	2	4	1	-	5	20	29
1952-53	14	5	7	2	-	12	36	34	7	3	3	1	-	7	22	13	7	2	4	1	-	5	14	21
1953-54	14	7	7	0	-	14	40	39	7	5	2	0	-	10	16	11	7	2	5	0	-	4	24	28
1954-55	14	5	4	5	-	15	38	37	7	4	1	2	-	9	25	16	7	1	3	3	-	5	13	23
1955-56	14	7	5	2	-	16	40	35	7	5	2	0	-	10	26	15	7	2	3	2	-	6	14	20
1956-57	14	5	8	1	-	11	38	40	7	3	4	0	-	6	23	21	7	2	4	1	-	5	15	19
1957-58	14	6	5	3	-	15	35	35	7	3	3	1	-	7	13	17	7	3	2	2	-	8	22	18
1958-59	14	6	5	3	-	15	46	49	7	3	3	1	-	7	22	28	7	3	2	2	-	8	24	21
1959-60	14	8	4	2	-	18	54	45	7	5	1	1	-	11	32	17	7	3	3	1	-	7	22	28
1960-61	14	3	9	2	-	8	41	47	7	3	3	1	-	7	28	23	7	0	6	1	-	1	13	24
1961-62	14	2	10	2	-	6	38	57	7	1	6	0	-	2	19	29	7	1	4	2	-	4	19	28
1962-63	14	4	7	3	-	11	45	59	7	2	3	2	-	6	24	26	7	2	4	1	-	5	21	33
1963-64	14	5	7	2	-	12	42	46	7	3	4	0	-	6	23	23	7	2	3	2	-	6	19	23
1964-65	14	5	8	1	-	11	40	47	7	3	3	1	-	7	22	21	7	2	5	0	-	4	18	26
1965-66	14	7	6	1	-	15	48	54	7	5	2	0	-	10	30	26	7	2	4	1	-	5	18	28
1966-67	14	2	8	4	-	8	33	48	7	1	3	3	-	5	19	25	7	1	5	1	-	3	14	23
1967-68	10	6	2	2	-	14	35	23	5	3	1	1	-	7	17	12	5	3	1	1	-	7	18	11
1968-69	8	3	3	2	-	8	25	30	4	2	1	1	-	5	17	13	4	1	2	1	-	3	8	17
1969-70	8	4	4	0	-	8	20	28	4	3	1	0	-	6	14	11	4	1	3	0	-	2	6	17
1970-71	6	2	2	2	-	6	21	16	3	2	1	0	-	4	15	9	3	0	1	2	-	2	6	7
1971-72	6	5	1	0	-	10	25	8	3	2	1	0	-	4	13	6	3	3	0	0	-	6	12	2
1972-73	6	3	3	0	-	6	19	23	3	2	1	0	-	4	10	9	3	1	2	0	-	2	9	14
1973-74	5	4	1	0	-	8	25	15	2	2	0	0	-	4	15	4	3	2	1	0	-	4	10	11
1974-75	4	3	1	0	-	6	27	15	2	2	0	0	-	4	17	6	2	1	1	0	-	2	10	9
1975-76	4	3	1	0	-	6	20	12	2	1	1	0	-	2	9	6	2	2	0	0	-	4	11	6
1976-77	5	4	0	1	-	9	26	11	2	1	0	1	-	3	13	6	3	3	0	0	-	6	13	5
1977-78	5	4	1	0	-	8	27	13	3	2	1	0	-	4	13	8	2	2	0	0	-	4	14	5
1978-79	5	3	2	0	-	6	16	16	2	1	1	0	-	2	8	8	3	2	1	0	-	4	8	8
1979-80	4	2	2	0	-	4	13	13	2	1	1	0	-	2	8	8	2	1	1	0	-	2	5	5
1980-81	4	2	2	0	-	4	19	14	2	2	0	0	-	4	13	5	2	0	2	0	-	0	6	9
1981-82	3	2	1	0	-	4	15	12	2	1	1	0	-	2	11	9	1	1	0	0	-	2	4	3
1982-83	3	3	0	0	-	6	9	1	1	1	0	0	-	2	2	0	2	2	0	0	-	4	7	1
1983-84	3	2	0	1	-	5	17	12	2	1	0	1	-	3	11	8	1	1	0	0	-	2	6	4
1984-85	3	1	0	2	-	4	12	10	1	0	0	1	-	1	3	3	2	1	0	1	-	3	9	7
1985-86	3	1	2	0	-	2	7	7	2	1	1	0	-	2	5	5	1	0	1	0	-	0	1	2
1986-87	3	1	2	0	-	2	10	9	1	1	0	0	-	2	4	1	2	0	2	0	-	0	6	8
1987-88	3	1	2	0	-	2	7	11	2	1	1	0	-	2	6	7	1	0	1	0	-	0	1	4
1988-89	3	1	0	2	-	4	10	5	1	0	0	1	-	1	1	1	2	1	0	1	-	3	9	4
1989-90	3	0	3	0	-	0	4	11	2	0	2	0	-	0	3	5	1	0	1	0	-	0	1	6
1990-91	3	1	1	1	-	3	12	12	1	0	1	0	-	0	4	5	2	1	0	1	-	3	8	7
1991-92	3	1	2	0	-	2	6	9	1	1	0	0	-	2	5	3	2	0	2	0	-	0	1	6
1992-93	3	1	1	1	-	3	10	9	1	0	0	1	-	1	2	2	2	1	1	0	-	2	8	7
1993-94	4	2	1	1	-	5	12	11	2	0	1	1	-	1	2	5	2	2	0	0	-	4	10	6
1994-95	4	2	2	0	-	4	12	13	2	1	1	0	-	2	7	7	2	1	1	0	-	2	5	6
1995-96	4	1	3	0	-	2	12	15	2	0	2	0	-	0	7	10	2	1	1	0	-	2	5	5
1996-97	4	1	2	1	-	3	13	16	2	0	1	1	-	1	6	9	2	1	1	0	-	2	7	7
1997-98	4	3	1	0	-	6	16	9	2	2	0	0	-	4	9	3	2	1	1	0	-	2	7	6
1998-99	4	2	1	1	-	5	12	12	2	1	1	0	-	2	4	5	2	1	0	1	-	3	8	7
1999-00	4	2	1	1	0	5	14	12	2	1	0	1	0	3	7	5	2	1	1	0	0	2	7	7
2000-01	4	3	1	0	0	6	14	12	2	2	0	0	0	4	10	5	2	1	1	0	-	2	4	7
2001-02	4	1	2	0	1	3	12	17	2	0	1	0	1	1	5	8	2	1	1	0	0	2	7	9

YEAR-BY-YEAR SEASON SERIES BY TEAM

KEY:	Overall GP	W	L	T	O	PTS	GF	GA	Home GP	W	L	T	O	PTS	GF	GA	Road GP	W	L	T	O	PTS	GF	GA
2002-03	4	2	2	0	0	4	9	10	2	1	1	0	0	2	4	5	2	1	1	0	0	2	5	5
2003-04	4	3	1	0	0	6	14	8	2	2	0	0	0	4	8	3	2	1	1	0	0	2	6	5
2004-05	-	-	-	-	-	-	-	-	-	-	-	-	-	-	-	-	-	-	-	-	-	-	-	-
2005-06	4	0	2	-	2	2	9	14	2	0	0	-	2	2	5	7	2	0	2	-	0	0	5	7
2006-07	4	0	3	-	1	1	3	18	2	0	1	-	1	1	2	8	2	0	2	-	0	0	1	10
2007-08	4	3	0	-	1	7	6	4	2	2	0	-	0	4	3	3	2	1	0	-	1	3	3	1
2008-09	4	2	1	-	1	5	7	6	2	2	0	-	0	4	2	0	2	0	1	-	1	1	5	6
2009-10	4	1	3	-	0	2	5	8	2	1	1	-	0	2	3	4	2	0	2	-	0	0	2	4
2010-11	4	1	3	-	0	2	8	11	2	0	2	-	0	0	2	4	2	1	1	-	0	2	6	7
2011-12	4	1	2	-	1	3	7	11	2	0	1	-	1	1	2	6	2	1	1	-	0	2	5	5
2012-13	3	1	0	-	2	4	9	9	2	1	0	-	1	3	6	5	1	0	0	-	1	1	3	4
2013-14	3	3	0	-	0	6	11	6	1	1	0	-	0	2	3	2	2	2	0	-	0	4	8	4
BOSTON vs. OTTAWA																								
1992-93	7	7	0	0	-	14	31	15	4	4	0	0	-	8	20	10	3	3	0	0	-	6	11	5
1993-94	5	5	0	0	-	10	30	10	3	3	0	0	-	6	17	7	2	2	0	0	-	4	13	3
1994-95	4	4	0	0	-	8	19	13	2	2	0	0	-	4	11	8	2	2	0	0	-	4	8	5
1995-96	5	3	0	2	-	8	14	9	2	2	0	0	-	4	7	4	3	1	0	2	-	4	7	5
1996-97	6	2	4	0	-	4	20	20	3	0	3	0	-	0	10	13	3	2	1	0	-	4	10	7
1997-98	6	4	0	2	-	10	20	9	3	1	0	2	-	4	9	4	3	3	0	0	-	6	11	5
1998-99	5	3	2	0	-	6	14	9	3	2	1	0	-	4	11	7	2	1	1	0	-	2	3	2
1999-00	5	0	3	1	1	2	15	23	2	0	2	0	-	0	4	10	3	0	1	1	1	2	11	13
2000-01	5	1	2	1	1	4	14	17	3	1	1	1	0	3	9	10	2	0	1	0	1	1	5	7
2001-02	5	2	2	0	1	5	12	14	2	2	0	0	0	4	8	4	3	0	2	0	1	1	4	10
2002-03	5	1	2	1	1	4	16	15	3	1	1	1	0	3	11	8	2	0	1	0	1	1	5	7
2003-04	6	2	2	1	1	6	11	16	3	1	1	1	0	3	6	7	3	1	1	0	1	3	5	9
2004-05	-	-	-	-	-	-	-	-	-	-	-	-	-	-	-	-	-	-	-	-	-	-	-	-
2005-06	8	4	3	-	1	0	23	22	4	3	1	-	0	6	12	9	4	1	2	-	1	3	11	13
2006-07	8	4	4	-	0	8	22	25	4	2	2	-	0	4	9	13	4	2	2	-	0	4	13	12
2007-08	8	4	3	-	1	9	20	13	4	2	1	-	1	5	11	4	4	2	2	-	0	4	9	9
2008-09	6	5	1	-	0	10	22	16	3	3	0	-	0	6	13	8	3	2	1	-	0	4	9	8
2009-10	6	4	2	-	0	8	16	14	3	1	2	-	0	2	6	10	3	3	0	-	0	6	10	4
2010-11	6	5	1	-	0	10	18	5	3	2	1	-	0	4	9	3	3	3	0	-	0	6	9	2
2011-12	6	5	1	-	0	10	22	13	3	2	1	-	0	4	9	7	3	3	0	-	0	6	13	6
2012-13	5	4	1	-	0	8	12	10	3	2	1	-	0	4	7	7	2	2	0	-	0	4	5	3
2013-14	4	2	2	-	0	4	17	10	2	2	0	-	0	4	12	2	2	0	2	-	0	0	5	8
BOSTON vs. PHILADELPHIA																								
1967-68	4	3	1	0	-	6	11	9	2	1	1	0	-	2	6	6	2	2	0	0	-	4	5	3
1968-69	6	4	2	0	-	8	24	17	3	3	0	0	-	6	16	8	3	1	2	0	-	2	8	9
1969-70	6	4	0	2	-	10	29	20	3	2	0	1	-	5	14	8	3	2	0	1	-	5	15	12
1970-71	6	6	0	0	-	12	26	11	3	3	0	0	-	6	15	8	3	3	0	0	-	6	11	3
1971-72	6	6	0	0	-	12	23	9	3	3	0	0	-	6	13	5	3	3	0	0	-	6	10	4
1972-73	5	4	0	1	-	9	20	13	2	1	0	1	-	3	8	6	3	3	0	0	-	6	12	7
1973-74	5	3	1	1	-	7	20	16	3	3	0	0	-	6	14	8	2	0	1	1	-	1	6	8
1974-75	4	2	1	1	-	5	14	8	2	1	0	1	-	3	7	3	2	1	1	0	-	2	7	5
1975-76	4	2	1	1	-	5	14	17	2	1	0	1	-	3	9	7	2	1	1	0	-	2	5	10
1976-77	4	1	3	0	-	2	9	14	2	0	2	0	-	0	3	9	2	1	1	0	-	2	6	5
1977-78	4	1	2	1	-	3	16	17	2	1	0	1	-	3	10	5	2	0	2	0	-	0	6	12
1978-79	5	1	3	1	-	3	17	28	3	1	1	1	-	3	12	14	2	0	2	0	-	0	5	14
1979-80	4	1	1	2	-	4	14	12	2	1	1	0	-	2	9	7	2	0	0	2	-	2	5	5
1980-81	4	2	2	0	-	4	12	13	2	2	0	0	-	4	7	4	2	0	2	0	-	0	5	9
1981-82	3	1	2	0	-	2	5	10	1	0	1	0	-	0	1	3	2	1	1	0	-	2	4	7
1982-83	3	2	0	1	-	5	15	10	2	2	0	0	-	4	11	6	1	0	0	1	-	1	4	4
1983-84	3	1	1	1	-	3	14	14	1	1	0	0	-	2	8	5	2	0	1	1	-	1	6	9
1984-85	3	1	2	0	-	2	12	10	2	1	1	0	-	2	9	6	1	0	1	0	-	0	3	4
1985-86	3	1	2	0	-	2	12	16	1	1	0	0	-	2	5	4	2	0	2	0	-	0	7	12
1986-87	3	1	2	0	-	2	11	9	2	1	1	0	-	2	9	5	1	0	1	0	-	0	2	4
1987-88	3	1	2	0	-	2	9	11	1	0	1	0	-	0	4	6	2	1	1	0	-	2	5	5
1988-89	3	2	1	0	-	4	9	9	2	2	0	0	-	4	8	4	1	0	1	0	-	0	1	5
1989-90	3	3	0	0	-	6	6	3	1	1	0	0	-	2	2	1	2	2	0	0	-	4	4	2
1990-91	3	2	1	0	-	4	8	5	2	1	1	0	-	2	5	4	1	1	0	0	-	2	3	1
1991-92	3	1	2	0	-	2	9	11	2	1	1	0	-	2	8	6	1	0	1	0	-	0	1	5
1992-93	4	3	1	0	-	6	20	13	2	1	1	0	-	2	8	8	2	2	0	0	-	4	12	5
1993-94	5	2	2	1	-	5	18	18	3	1	1	1	-	3	12	9	2	1	1	0	-	2	6	9
1994-95	4	2	2	0	-	4	12	7	2	2	0	0	-	4	9	2	2	0	2	0	-	0	3	5
1995-96	4	2	2	0	-	4	10	16	2	1	1	0	-	2	5	8	2	1	1	0	-	2	5	8
1996-97	4	1	2	1	-	3	10	18	2	1	0	1	-	3	7	5	2	0	2	0	-	0	3	13
1997-98	4	3	0	1	-	7	11	5	2	2	0	0	-	4	6	3	2	1	0	1	-	3	5	2
1998-99	4	1	2	1	-	3	7	7	2	1	1	0	-	2	4	2	2	0	1	1	-	1	3	5
1999-00	4	0	3	1	0	1	3	13	2	0	1	1	1	1	1	4	2	0	2	0	0	0	2	9
2000-01	4	2	1	1	0	5	17	14	2	1	0	1	0	3	8	7	2	1	1	0	0	2	9	7
2001-02	4	2	2	0	0	4	10	13	2	0	2	0	0	0	3	9	2	2	0	0	0	4	7	4
2002-03	4	1	0	2	1	5	7	7	2	1	0	0	1	3	3	3	2	0	0	2	0	2	4	4
2003-04	4	2	1	1	0	5	10	9	2	1	0	1	0	3	4	3	2	1	1	0	0	2	6	6
2004-05	-	-	-	-	-	-	-	-	-	-	-	-	-	-	-	-	-	-	-	-	-	-	-	-
2005-06	4	1	2	-	1	3	11	12	2	0	2	-	0	0	3	6	2	1	0	-	1	3	8	6
2006-07	4	2	1	-	1	5	14	14	2	1	0	-	1	3	7	7	2	1	1	-	0	2	7	7
2007-08	4	3	1	-	0	6	14	10	2	1	1	-	0	2	4	4	2	2	0	-	0	4	10	6
2008-09	4	2	1	-	1	5	12	12	2	0	1	-	1	1	5	8	2	2	0	-	0	4	7	4
2009-10	4	2	1	-	1	5	11	9	2	1	1	-	0	2	3	4	2	1	0	-	1	3	8	5
2010-11	4	3	0	-	1	7	13	8	2	1	0	-	1	3	8	7	2	2	0	-	0	4	5	1
2011-12	4	3	1	-	0	6	16	9	2	1	1	-	0	2	4	4	2	2	0	-	0	4	12	5
2012-13	3	1	2	-	0	2	6	8	1	1	0	-	0	2	3	0	2	0	2	-	0	0	3	8
2013-14	3	3	0	-	0	6	14	6	1	1	0	-	0	2	5	2	2	2	0	-	0	4	10	4
BOSTON vs. PITTSBURGH																								
1967-68	4	2	2	0	-	4	10	10	2	1	1	0	-	2	4	3	2	1	1	0	-	2	6	7

YEAR-BY-YEAR SEASON SERIES BY TEAM

	Overall								Home								Road							
KEY:	GP	W	L	T	O	PTS	GF	GA	GP	W	L	T	O	PTS	GF	GA	GP	W	L	T	O	PTS	GF	GA
1968-69	6	5	1	0	-	10	25	13	3	3	0	0	-	6	17	7	3	2	1	0	-	4	8	6
1969-70	6	5	0	1	-	11	21	9	3	3	0	0	-	6	9	2	3	2	0	1	-	5	12	7
1970-71	6	4	1	1	-	9	28	18	3	3	0	0	-	6	18	9	3	1	1	1	-	3	10	9
1971-72	6	2	1	3	-	7	21	20	3	1	0	2	-	4	11	9	3	1	1	1	-	3	10	11
1972-73	5	4	1	0	-	8	21	14	2	2	0	0	-	4	14	7	3	2	1	0	-	4	7	7
1973-74	5	5	0	0	-	10	30	16	3	3	0	0	-	6	19	11	2	2	0	0	-	4	11	5
1974-75	5	2	1	2	-	6	21	20	2	2	0	0	-	4	9	6	3	0	1	2	-	2	12	14
1975-76	5	3	0	2	-	8	24	14	3	3	0	0	-	6	15	5	2	0	0	2	-	2	9	9
1976-77	5	3	1	1	-	7	17	10	2	2	0	0	-	4	9	3	3	1	1	1	-	3	8	7
1977-78	5	5	0	0	-	10	33	11	3	3	0	0	-	6	20	7	2	2	0	0	-	4	13	4
1978-79	4	1	2	1	-	3	16	14	2	1	1	0	-	2	9	5	2	0	1	1	-	1	7	9
1979-80	4	2	2	0	-	4	16	14	2	0	2	0	-	0	4	9	2	2	0	0	-	4	12	5
1980-81	4	3	0	1	-	7	22	13	2	1	0	1	-	3	10	7	2	2	0	0	-	4	12	6
1981-82	3	1	1	1	-	3	10	10	1	0	0	1	-	1	3	3	2	1	1	0	-	2	7	7
1982-83	3	2	1	0	-	4	14	10	2	2	0	0	-	4	11	6	1	0	1	0	-	0	3	4
1983-84	3	3	0	0	-	6	18	7	1	1	0	0	-	2	7	3	2	2	0	0	-	4	11	4
1984-85	3	2	1	0	-	4	16	12	2	1	1	0	-	2	9	9	1	1	0	0	-	2	7	3
1985-86	3	2	1	0	-	4	11	8	1	1	0	0	-	2	3	2	2	1	1	0	-	2	8	6
1986-87	3	2	1	0	-	4	11	9	2	2	0	0	-	4	10	7	1	0	1	0	-	0	1	2
1987-88	3	2	0	1	-	5	11	7	1	1	0	0	-	2	4	1	2	1	0	1	-	3	7	6
1988-89	3	1	1	1	-	3	13	10	2	0	1	1	-	1	5	8	1	1	0	0	-	2	8	2
2003-04	1	0	0	0	1	1	3	4	-	-	-	-	-	-	-	-	1	0	0	0	1	1	3	4
2004-05	-	-	-	-	-	-	-	-	-	-	-	-	-	-	-	-	-	-	-	-	-	-	-	-
2005-06	-	-	-	-	-	-	-	-	-	-	-	-	-	-	-	-	-	-	-	-	-	-	-	-
2006-07	1	0	0	0	1	1	2	3	-	-	-	-	-	-	-	-	1	0	0	0	1	1	2	3
2007-08	1	0	1	-	0	0	1	4	1	0	1	-	0	0	1	4	-	-	-	-	-	-	-	-
2008-09	2	1	0	-	1	3	10	7	1	0	0	-	1	1	4	4	1	1	0	-	0	2	6	3
2009-10	1	1	0	-	0	2	4	2	-	-	-	-	-	-	-	-	1	1	0	-	0	2	4	2
2010-11	1	0	0	-	1	1	1	2	1	0	0	-	1	1	1	2	-	-	-	-	-	-	-	-
2011-12	1	1	0	-	0	2	4	2	-	-	-	-	-	-	-	-	1	1	0	-	0	2	4	2
2012-13	-	-	-	-	-	-	-	-	-	-	-	-	-	-	-	-	-	-	-	-	-	-	-	-
2013-14	3	2	1	-	0	4	9	8	2	2	0	-	0	4	7	5	1	0	1	-	0	0	2	3
BOSTON vs. ST. LOUIS																								
1967-68	4	2	1	1	-	5	19	15	2	1	0	1	-	3	12	6	2	1	1	0	-	2	7	9
1968-69	6	2	2	2	-	6	17	12	3	1	1	1	-	3	6	3	3	1	1	1	-	3	11	9
1969-70	6	3	1	2	-	8	21	14	3	2	0	1	-	5	14	6	3	1	1	1	-	3	7	8
1970-71	6	4	1	1	-	9	27	12	3	2	1	0	-	4	10	3	3	2	0	1	-	5	17	9
1971-72	6	4	1	1	-	9	28	16	3	3	0	0	-	6	17	5	3	1	1	1	-	3	11	11
1972-73	5	2	3	0	-	4	16	13	3	2	1	0	-	4	12	4	2	0	2	0	-	0	4	9
1973-74	5	4	1	0	-	8	23	6	2	2	0	0	-	4	12	3	3	2	1	0	-	4	11	3
1974-75	4	1	2	1	-	3	15	13	2	1	0	1	-	3	11	6	2	0	2	0	-	0	4	7
1975-76	4	2	1	1	-	5	15	14	2	2	0	0	-	4	7	4	2	0	1	1	-	1	8	10
1976-77	4	2	1	1	-	5	18	15	2	2	0	0	-	4	10	6	2	0	1	1	-	1	8	9
1977-78	4	4	0	0	-	8	23	9	2	2	0	0	-	4	11	3	2	2	0	0	-	4	12	6
1978-79	4	3	1	0	-	6	18	9	2	2	0	0	-	4	9	2	2	1	1	0	-	2	9	7
1979-80	4	1	1	2	-	4	19	16	2	1	1	0	-	2	11	8	2	0	0	2	-	2	8	8
1980-81	4	1	3	0	-	2	14	17	2	1	1	0	-	2	10	10	2	0	2	0	-	0	4	7
1981-82	3	1	1	1	-	3	8	8	1	0	1	0	-	0	2	3	2	1	0	1	-	3	6	5
1982-83	3	3	0	0	-	6	17	9	2	2	0	0	-	4	14	9	1	1	0	0	-	2	3	0
1983-84	3	3	0	0	-	6	18	9	1	1	0	0	-	2	9	5	2	2	0	0	-	4	9	4
1984-85	3	1	0	2	-	4	6	3	2	0	0	2	-	2	2	2	1	1	0	0	-	2	4	1
1985-86	3	1	2	0	-	2	8	13	1	0	1	0	-	0	2	7	2	1	1	0	-	2	6	6
1986-87	3	2	1	0	-	4	15	13	2	2	0	0	-	4	12	9	1	0	1	0	-	0	3	4
1987-88	3	1	2	0	-	2	7	12	1	0	1	0	-	0	5	7	2	1	1	0	-	2	2	5
1988-89	3	3	0	0	-	6	17	11	2	2	0	0	-	4	12	9	1	1	0	0	-	2	5	2
1989-90	3	2	1	0	-	4	9	3	1	0	1	0	-	0	1	2	2	2	0	0	-	4	8	1
1990-91	3	1	1	1	-	3	10	16	2	1	0	1	-	3	8	7	1	0	1	0	-	0	2	9
1991-92	3	0	3	0	-	0	6	14	1	0	1	0	-	0	1	4	2	0	2	0	-	0	5	10
1992-93	2	2	0	0	-	4	10	4	1	1	0	0	-	2	4	3	1	1	0	0	-	2	6	1
1993-94	2	0	2	0	-	0	2	5	1	0	1	0	-	0	1	2	1	0	1	0	-	0	1	3
1994-95	-	-	-	-	-	-	-	-	-	-	-	-	-	-	-	-	-	-	-	-	-	-	-	-
1995-96	2	2	0	0	-	4	12	6	1	1	0	0	-	2	5	2	1	1	0	0	-	2	7	4
1996-97	2	0	1	1	-	1	5	7	1	0	0	1	-	1	3	3	1	0	1	0	-	0	2	4
1997-98	2	0	2	0	-	0	3	7	1	0	1	0	-	0	1	3	1	0	1	0	-	0	2	4
1998-99	1	0	0	1	-	1	3	3	1	0	0	1	-	1	3	3	-	-	-	-	-	-	-	-
1999-00	2	0	2	0	0	0	2	7	1	0	1	0	0	0	2	3	1	0	1	0	0	0	0	4
2000-01	2	1	0	0	1	3	7	4	1	1	0	0	0	2	5	1	1	0	0	0	1	1	2	3
2001-02	2	0	0	0	2	2	4	6	1	0	0	0	1	1	3	4	1	0	0	0	1	1	1	2
2002-03	1	0	1	0	0	0	0	4	1	0	1	0	0	0	0	4	-	-	-	-	-	-	-	-
2005-06	1	0	1	-	0	0	2	6	1	0	1	-	0	0	2	6	-	-	-	-	-	-	-	-
2006-07	-	-	-	-	-	-	-	-	-	-	-	-	-	-	-	-	-	-	-	-	-	-	-	-
2007-08	1	1	0	-	0	2	2	1	-	-	-	-	-	-	-	-	1	1	0	-	0	2	2	1
2008-09	1	0	1	-	0	0	2	5	1	0	1	-	0	0	2	5	-	-	-	-	-	-	-	-
2009-10	1	1	0	-	0	2	2	1	-	-	-	-	-	-	-	-	1	1	0	-	0	2	2	1
2010-11	1	0	1	-	0	0	0	2	1	0	1	-	0	0	0	2	-	-	-	-	-	-	-	-
2011-12	2	0	2	-	0	0	3	6	1	0	1	-	0	0	2	4	1	0	1	-	0	0	1	2
2012-13	-	-	-	-	-	-	-	-	-	-	-	-	-	-	-	-	-	-	-	-	-	-	-	-
2013-14	2	0	0	-	2	2	4	5	1	0	0	-	1	1	2	3	1	0	0	-	1	1	2	3
BOSTON vs. SAN JOSE																								
1991-92	2	2	0	0	-	4	11	7	1	1	0	0	-	2	7	6	1	1	0	0	-	2	4	1
1992-93	2	2	0	0	-	4	12	5	1	1	0	0	-	2	4	3	1	1	0	0	-	2	8	2
1993-94	2	1	0	1	-	3	4	2	1	1	0	0	-	2	3	1	1	0	0	1	-	1	1	1
1994-95	-	-	-	-	-	-	-	-	-	-	-	-	-	-	-	-	-	-	-	-	-	-	-	-
1995-96	2	0	0	2	-	2	9	9	1	0	0	1	-	1	3	3	1	0	0	1	-	1	6	6
1996-97	2	2	0	0	-	4	9	5	1	1	0	0	-	2	4	2	1	1	0	0	-	2	5	3
1997-98	2	1	1	0	-	2	5	5	1	1	0	0	-	2	3	0	1	0	1	0	-	0	2	5

YEAR-BY-YEAR SEASON SERIES BY TEAM

KEY:	Overall GP	W	L	T	O	PTS	GF	GA	Home GP	W	L	T	O	PTS	GF	GA	Road GP	W	L	T	O	PTS	GF	GA
1998-99	2	1	0	1	-	3	5	2	1	0	0	1	-	1	2	2	1	1	0	0	-	2	3	0
1999-00	1	1	0	0	0	2	3	1	-	-	-	-	-	-	-	-	1	1	0	0	0	2	3	1
2000-01	2	1	1	0	0	2	5	7	1	1	0	0	0	2	3	2	1	0	1	0	0	0	2	5
2001-02	1	0	1	0	0	0	2	3	-	-	-	-	-	-	-	-	1	0	1	0	0	0	2	3
2002-03	2	1	1	0	0	2	7	5	1	1	0	0	0	2	5	2	1	0	1	0	0	0	2	3
2003-04	1	0	0	1	0	1	5	5	1	0	0	1	0	1	5	5	-	-	-	-	-	-	-	-
2004-05	-	-	-	-	-	-	-	-	-	-	-	-	-	-	-	-	-	-	-	-	-	-	-	-
1989-90	3	2	1	0	-	4	15	13	1	1	0	0	-	2	5	4	2	1	1	0	-	2	10	9
1990-91	3	1	1	1	-	3	11	12	2	1	0	1	-	3	9	6	1	0	1	0	-	0	2	6
1991-92	3	1	1	1	-	3	15	14	2	1	1	0	-	2	10	9	1	0	0	1	-	1	5	5
1992-93	5	1	4	0	-	2	14	18	2	1	1	0	-	2	10	5	3	0	3	0	-	0	4	13
1993-94	6	0	6	0	-	0	17	33	2	0	2	0	-	0	5	8	4	0	4	0	-	0	12	25
1994-95	4	1	3	0	-	2	12	15	2	1	1	0	-	2	8	6	2	0	2	0	-	0	4	9
1995-96	5	2	3	0	-	4	27	29	3	2	1	0	-	4	16	16	2	0	2	0	-	0	11	13
1996-97	5	3	2	0	-	6	18	17	2	2	0	0	-	4	9	4	3	1	2	0	-	2	9	13
1997-98	6	2	3	1	-	5	20	20	3	2	1	0	-	4	13	8	3	0	2	1	-	1	7	12
1998-99	4	2	1	1	-	5	8	8	2	2	0	0	-	4	6	3	2	0	1	1	-	1	2	5
1999-00	4	2	1	1	0	5	10	9	2	2	0	0	0	4	6	3	2	0	1	1	0	1	4	6
2000-01	4	3	0	1	0	7	13	7	2	2	0	0	0	4	8	3	2	1	0	1	0	3	5	4
2001-02	4	3	1	0	0	6	15	9	2	1	1	0	0	2	8	5	2	2	0	0	0	4	7	4
2002-03	4	2	2	0	0	4	10	10	2	0	2	0	0	0	3	7	2	2	0	0	0	4	7	3
2003-04	4	3	0	0	1	7	15	8	2	2	0	0	0	4	7	2	2	1	0	0	1	3	8	6
2004-05	-	-	-	-	-	-	-	-	-	-	-	-	-	-	-	-	-	-	-	-	-	-	-	-
2005-06	4	4	0	-	0	8	22	13	2	2	0	-	0	4	12	6	2	2	0	-	0	4	10	7
2006-07	4	2	2	-	0	4	11	16	2	1	1	-	0	2	7	8	2	1	1	-	0	2	4	8
2007-08	4	2	1	-	1	5	13	10	2	1	0	-	1	3	9	5	2	1	1	-	0	2	4	5
2008-09	4	2	1	-	1	5	14	11	2	1	0	-	1	3	5	3	2	1	1	-	0	2	9	8
2009-10	4	1	2	-	1	3	9	11	2	1	1	-	0	2	3	3	2	0	1	-	1	1	6	8
2010-11	4	2	1	-	1	5	15	12	2	0	1	-	1	1	4	6	2	2	0	-	0	4	11	6
2011-12	4	1	3	-	0	2	9	13	2	0	2	-	0	0	4	7	2	1	1	-	0	2	5	6
2012-13	3	0	3	-	0	0	5	8	1	0	1	-	0	0	2	3	2	0	2	-	0	0	3	5
2013-14	2	2	0	-	0	4	3	1	1	1	0	-	0	2	2	1	1	1	0	-	0	2	1	0
BOSTON vs. TAMPA BAY																								
1992-93	2	1	0	1	-	3	8	6	1	1	0	0	-	2	5	3	1	0	0	1	-	1	3	3
1993-94	4	1	1	2	-	4	8	9	2	0	1	1	-	1	1	4	2	1	0	1	-	3	7	5
1994-95	3	2	1	0	-	4	10	7	1	1	0	0	-	2	5	1	2	1	1	0	-	2	5	6
1995-96	4	2	2	0	-	4	15	16	2	2	0	0	-	4	11	8	2	0	2	0	-	0	4	8
1996-97	4	4	0	0	-	8	18	6	2	2	0	0	-	4	9	2	2	2	0	0	-	4	9	4
1997-98	4	2	1	1	-	5	9	8	2	1	0	1	-	3	6	5	2	1	1	0	-	2	3	3
1998-99	5	3	1	1	-	7	12	10	3	2	0	1	-	5	8	6	2	1	1	0	-	2	4	4
1999-00	4	3	1	0	0	6	19	10	2	2	0	0	0	4	11	3	2	1	1	0	0	2	8	7
2000-01	4	3	0	1	0	7	16	7	2	2	0	0	0	4	9	3	2	1	0	1	0	3	7	4
2001-02	4	3	0	1	0	7	17	12	2	1	0	1	0	3	8	5	2	2	0	0	0	4	9	7
2002-03	4	1	2	1	0	3	9	14	2	1	0	1	0	3	5	4	2	0	2	0	0	0	4	10
2003-04	4	1	2	1	0	3	9	14	2	1	0	1	0	3	6	5	2	0	2	0	0	0	3	9
2004-05	-	-	-	-	-	-	-	-	-	-	-	-	-	-	-	-	-	-	-	-	-	-	-	-
2005-06	4	3	1	-	0	6	17	12	2	1	1	-	0	2	11	9	2	2	0	-	0	4	6	3
2006-07	4	4	0	-	0	8	19	12	2	2	0	-	0	4	10	8	2	2	0	-	0	4	9	4
2007-08	4	2	2	-	0	4	11	11	2	1	1	-	0	2	5	4	2	1	1	-	0	2	6	7
2008-09	4	3	1	-	0	6	14	9	2	2	0	-	0	4	8	4	2	1	1	-	0	2	6	5
2009-10	4	2	2	-	0	4	13	12	2	1	1	-	0	2	7	6	2	1	1	-	0	2	6	6
2010-11	4	3	1	-	0	6	15	8	2	2	0	-	0	4	10	2	2	1	1	-	0	2	5	6
2011-12	4	2	2	-	0	4	13	14	2	2	0	-	0	4	9	3	2	0	2	-	0	0	4	11
2012-13	3	3	0	-	0	6	9	4	2	2	0	-	0	4	5	2	1	1	0	-	0	2	4	2
2013-14	4	4	0	-	0	8	14	4	2	2	0	-	0	4	6	1	2	2	0	-	0	4	9	3
BOSTON vs. TORONTO																								
1924-25	6	0	6	0	-	0	11	32	3	0	3	0	-	0	4	18	3	0	3	0	-	0	7	14
1925-26	6	5	1	0	-	10	20	12	3	3	0	0	-	6	8	3	3	2	1	0	-	4	12	9
1926-27	4	1	3	0	-	2	5	10	2	1	1	0	-	2	4	5	2	0	2	0	-	0	1	5
1927-28	4	1	2	1	-	3	4	8	2	1	1	0	-	2	3	6	2	0	1	1	-	1	1	2
1928-29	4	2	2	0	-	4	8	8	2	1	1	0	-	2	5	5	2	1	1	0	-	2	3	3
1929-30	4	4	0	0	-	8	23	15	2	2	0	0	-	4	12	7	2	2	0	0	-	4	11	8
1930-31	4	2	1	1	-	5	15	12	2	1	0	1	-	3	6	5	2	1	1	0	-	2	9	7
1931-32	6	2	3	1	-	5	20	22	3	2	0	1	-	5	12	5	3	0	3	0	-	0	8	17
1932-33	6	4	1	1	-	9	23	11	3	3	0	0	-	6	16	5	3	1	1	1	-	3	7	6
1933-34	6	1	4	1	-	3	17	26	3	1	1	1	-	3	10	8	3	0	3	0	-	0	7	18
1934-35	6	3	2	1	-	7	23	20	3	2	1	0	-	4	9	7	3	1	1	1	-	3	14	13
1935-36	6	1	3	2	-	4	9	13	3	1	2	0	-	2	5	6	3	0	1	2	-	2	4	7
1936-37	6	3	2	1	-	7	14	15	3	0	2	1	-	1	5	11	3	3	0	0	-	6	9	4
1937-38	6	5	1	0	-	10	24	10	3	3	0	0	-	6	11	4	3	2	1	0	-	4	13	6
1938-39	8	5	2	1	-	11	18	10	4	3	0	1	-	7	13	4	4	2	2	0	-	4	5	6
1939-40	8	5	2	1	-	11	25	16	4	4	0	0	-	8	18	5	4	1	2	1	-	3	7	11
1940-41	8	4	2	2	-	10	17	15	4	2	1	1	-	5	11	10	4	2	1	1	-	5	6	5
1941-42	8	4	3	1	-	9	19	17	4	3	0	1	-	7	12	5	4	1	3	0	-	2	7	12
1942-43	10	4	3	3	-	11	37	40	5	3	0	2	-	8	24	20	5	1	3	1	-	3	13	20
1943-44	10	3	7	0	-	6	41	70	5	2	3	0	-	4	23	29	5	1	4	0	-	2	18	41
1944-45	10	5	5	0	-	10	32	41	5	3	2	0	-	6	18	18	5	2	3	0	-	4	14	23
1945-46	10	6	1	3	-	15	41	30	5	3	0	2	-	8	25	13	5	3	1	1	-	7	16	17
1946-47	12	5	4	3	-	13	41	38	6	4	0	2	-	10	22	15	6	1	4	1	-	3	19	23
1947-48	12	3	6	3	-	9	25	29	6	3	1	2	-	8	15	9	6	0	5	1	-	1	10	20
1948-49	12	5	6	1	-	11	33	32	6	3	3	0	-	6	21	16	6	2	3	1	-	5	12	16
1949-50	14	5	7	2	-	12	35	44	7	4	2	1	-	9	18	12	7	1	5	1	-	3	17	32
1950-51	14	2	10	2	-	6	23	50	7	2	4	1	-	3	11	19	7	0	6	1	-	1	12	31
1951-52	14	2	7	5	-	9	21	35	7	2	3	2	-	6	12	15	7	0	4	3	-	3	9	20
1952-53	14	8	4	2	-	18	36	26	7	5	1	1	-	11	22	13	7	3	3	1	-	7	14	13
1953-54	14	7	6	1	-	15	27	28	7	4	2	1	-	9	13	11	7	3	4	0	-	6	14	17

YEAR-BY-YEAR SEASON SERIES BY TEAM

KEY:	Overall GP	W	L	T	O	PTS	GF	GA	Home GP	W	L	T	O	PTS	GF	GA	Road GP	W	L	T	O	PTS	GF	GA
1954-55	14	4	4	6	-	14	25	30	7	2	2	3	-	7	14	13	7	2	2	3	-	7	11	17
1955-56	14	5	5	4	-	14	28	29	7	3	1	3	-	9	15	9	7	2	4	1	-	5	13	20
1956-57	14	7	3	4	-	18	43	34	7	4	1	2	-	10	25	17	7	3	2	2	-	8	18	17
1957-58	14	3	6	5	-	11	40	43	7	1	4	2	-	4	19	20	7	2	2	3	-	7	21	23
1958-59	14	6	6	2	-	14	40	42	7	5	1	1	-	11	27	19	7	1	5	1	-	3	13	23
1959-60	14	6	6	2	-	14	41	35	7	5	2	0	-	10	27	13	7	1	4	2	-	4	14	22
1960-61	14	2	9	3	-	7	31	54	7	1	6	0	-	2	16	31	7	1	3	3	-	5	15	23
1961-62	14	4	9	1	-	9	39	70	7	2	5	0	-	4	14	34	7	2	4	1	-	5	25	36
1962-63	14	4	8	2	-	10	41	57	7	2	4	1	-	5	24	27	7	2	4	1	-	5	17	30
1963-64	14	5	7	2	-	12	42	42	7	4	2	1	-	9	23	19	7	1	5	1	-	3	19	23
1964-65	14	4	7	3	-	11	29	40	7	1	3	3	-	5	14	17	7	3	4	0	-	6	15	23
1965-66	14	4	9	1	-	9	30	52	7	3	3	1	-	7	16	16	7	1	6	0	-	2	14	36
1966-67	14	2	11	1	-	5	32	51	7	2	5	0	-	4	18	25	7	0	6	1	-	1	14	26
1967-68	10	2	5	3	-	7	23	27	5	2	2	1	-	5	15	13	5	0	3	2	-	2	8	14
1968-69	8	4	2	2	-	10	36	27	4	4	0	0	-	8	26	12	4	0	2	2	-	2	10	15
1969-70	8	4	3	1	-	9	28	24	4	3	0	1	-	7	18	12	4	1	3	0	-	2	10	12
1970-71	6	5	1	0	-	10	32	13	3	3	0	0	-	6	17	6	3	2	1	0	-	4	15	7
1971-72	6	4	1	1	-	9	19	14	3	2	0	1	-	5	11	7	3	2	1	0	-	4	8	7
1972-73	5	4	1	0	-	8	21	17	2	2	0	0	-	4	11	7	3	2	1	0	-	4	10	10
1973-74	6	4	2	0	-	8	24	23	3	2	1	0	-	4	14	13	3	2	1	0	-	4	10	10
1974-75	6	1	2	3	-	5	19	21	3	1	0	2	-	4	12	9	3	0	2	1	-	1	7	12
1975-76	6	4	1	1	-	9	24	20	3	2	0	1	-	5	12	5	3	2	1	0	-	4	12	15
1976-77	6	3	2	1	-	7	29	26	3	2	0	1	-	5	15	10	3	1	2	0	-	2	14	16
1977-78	6	5	0	1	-	11	22	12	3	2	0	1	-	5	12	8	3	3	0	0	-	6	10	4
1978-79	8	5	1	2	-	12	32	22	4	3	1	0	-	6	18	14	4	2	0	2	-	6	14	8
1979-80	4	4	0	0	-	8	25	8	2	2	0	0	-	4	18	6	2	2	0	0	-	4	7	2
1980-81	4	1	1	2	-	4	17	15	2	0	1	1	-	1	7	8	2	1	0	1	-	3	10	7
1981-82	3	3	0	0	-	6	14	7	2	2	0	0	-	4	9	4	1	1	0	0	-	2	5	3
1982-83	3	2	1	0	-	4	13	11	1	1	0	0	-	2	6	3	2	1	1	0	-	2	7	8
1983-84	3	1	2	0	-	2	11	13	2	1	1	0	-	2	7	7	1	0	1	0	-	0	4	6
1984-85	3	2	1	0	-	4	14	10	1	1	0	0	-	2	5	1	2	1	1	0	-	2	9	9
1985-86	3	2	0	1	-	5	13	9	2	2	0	0	-	4	7	3	1	0	0	1	-	1	6	6
1986-87	3	2	1	0	-	4	15	12	1	1	0	0	-	2	8	5	2	1	1	0	-	2	7	7
1987-88	3	2	1	0	-	4	14	12	2	1	1	0	-	2	11	10	1	1	0	0	-	2	3	2
1988-89	3	3	0	0	-	6	11	4	1	1	0	0	-	2	2	1	2	2	0	0	-	4	9	3
1989-90	3	2	1	0	-	4	18	11	2	2	0	0	-	4	12	4	1	0	1	0	-	0	6	7
1990-91	3	2	1	0	-	4	10	8	1	1	0	0	-	2	2	0	2	1	1	0	-	2	8	8
1991-92	3	3	0	0	-	6	13	7	2	2	0	0	-	4	8	5	1	1	0	0	-	2	5	2
1992-93	2	0	1	1	-	1	5	8	1	0	1	0	-	0	1	4	1	0	0	1	-	1	4	4
1993-94	2	0	2	0	-	0	2	7	1	0	1	0	-	0	0	3	1	0	1	0	-	0	2	4
1994-95	-	-	-	-	-	-	-	-	-	-	-	-	-	-	-	-	-	-	-	-	-	-	-	-
1995-96	2	0	1	1	-	1	5	7	1	0	1	0	-	0	1	3	1	0	0	1	-	1	4	4
1996-97	2	0	2	0	-	0	3	6	1	0	1	0	-	0	1	2	1	0	1	0	-	0	2	4
1997-98	2	1	0	1	-	3	6	2	1	1	0	0	-	2	4	0	1	0	0	1	-	1	2	2
1998-99	5	3	1	1	-	7	15	11	2	2	0	0	-	4	6	2	3	1	1	1	-	3	9	9
1999-00	5	2	2	1	0	5	13	15	3	2	1	0	0	4	10	8	2	0	1	1	0	1	3	7
2000-01	5	3	1	0	1	7	11	10	2	1	0	0	1	3	5	2	3	2	1	0	0	4	6	8
2001-02	5	1	4	0	0	2	4	9	3	1	2	0	0	2	4	5	2	0	2	0	0	0	0	4
2002-03	5	3	2	0	0	6	15	12	2	2	0	0	0	4	9	4	3	1	2	0	0	2	6	8
2003-04	6	3	3	0	0	6	12	17	3	1	2	0	0	2	3	11	3	2	1	0	0	4	9	6
2004-05	-	-	-	-	-	-	-	-	-	-	-	-	-	-	-	-	-	-	-	-	-	-	-	-
2005-06	8	4	2	-	2	10	24	21	4	3	1	-	0	6	10	8	4	1	1	-	2	4	14	13
2006-07	8	5	3	-	0	10	22	25	4	2	2	-	0	4	11	18	4	3	1	-	0	6	11	7
2007-08	8	5	1	-	2	12	28	23	4	2	1	-	1	5	13	14	4	3	0	-	1	7	15	9
2008-09	6	5	1	-	0	10	28	21	3	2	1	-	0	4	15	11	3	3	0	-	0	6	13	10
2009-10	6	4	1	-	1	9	20	13	3	3	0	-	0	6	15	6	3	1	1	-	1	3	5	7
2010-11	6	2	2	-	2	6	14	15	3	1	1	-	1	3	8	7	3	1	1	-	1	3	6	8
2011-12	6	6	0	-	0	12	36	10	3	3	0	-	0	6	18	3	3	3	0	-	0	6	18	7
2012-13	4	3	1	-	0	6	10	7	2	2	0	-	0	4	7	4	2	1	1	-	0	2	3	3
2013-14	4	2	1	-	1	5	14	11	2	1	1	-	0	2	6	5	2	1	0	-	1	3	8	6
BOSTON vs. VANCOUVER																								
1970-71	6	5	1	0	-	10	35	21	3	3	0	0	-	6	20	10	3	2	1	0	-	4	15	11
1971-72	6	6	0	0	-	12	35	12	3	3	0	0	-	6	21	4	3	3	0	0	-	6	14	8
1972-73	5	4	1	0	-	8	30	18	2	1	1	0	-	2	11	8	3	3	0	0	-	6	19	10
1973-74	5	4	0	1	-	9	23	12	3	3	0	0	-	6	17	8	2	1	0	1	-	3	6	4
1974-75	4	3	1	0	-	6	19	12	2	2	0	0	-	4	12	5	2	1	1	0	-	2	7	7
1975-76	4	2	1	1	-	5	14	13	2	2	0	0	-	4	8	5	2	0	1	1	-	1	6	8
1976-77	4	4	0	0	-	8	22	7	2	2	0	0	-	4	7	3	2	2	0	0	-	4	15	4
1977-78	4	2	0	2	-	6	19	14	2	1	0	1	-	3	10	7	2	1	0	1	-	3	9	7
1978-79	4	4	0	0	-	8	22	8	2	2	0	0	-	4	13	4	2	2	0	0	-	4	9	4
1979-80	4	1	0	3	-	5	14	12	2	1	0	1	-	3	7	5	2	0	0	2	-	2	7	7
1980-81	4	2	2	0	-	4	14	11	2	1	1	0	-	2	5	3	2	1	1	0	-	2	9	8
1981-82	3	2	1	0	-	4	10	10	1	1	0	0	-	2	2	1	2	1	1	0	-	2	8	9
1982-83	3	2	1	0	-	4	7	5	2	2	0	0	-	4	5	2	1	0	1	0	-	0	2	3
1983-84	3	2	0	1	-	5	17	8	1	1	0	0	-	2	7	1	2	1	0	1	-	3	10	7
1984-85	3	2	1	0	-	4	9	4	2	2	0	0	-	4	7	1	1	0	1	0	-	0	2	3
1985-86	3	1	0	2	-	4	10	5	1	0	0	1	-	1	1	1	2	1	0	1	-	3	9	4
1986-87	3	2	1	0	-	4	7	8	2	2	0	0	-	4	6	3	1	0	1	0	-	0	1	5
1987-88	3	2	1	0	-	4	13	12	1	1	0	0	-	2	3	2	2	1	1	0	-	2	10	10
1988-89	3	2	1	0	-	4	12	11	2	2	0	0	-	4	10	6	1	0	1	0	-	0	2	5
1989-90	3	1	2	0	-	2	15	13	1	0	1	0	-	0	2	4	2	1	1	0	-	2	13	9
1990-91	3	2	1	0	-	4	13	8	2	2	0	0	-	4	12	5	1	0	1	0	-	0	1	3
1991-92	3	0	1	2	-	2	6	7	1	0	0	1	-	1	2	2	2	0	1	1	-	1	4	5
1992-93	2	2	0	0	-	4	9	6	1	1	0	0	-	2	4	3	1	1	0	0	-	2	5	3
1993-94	2	0	2	0	-	0	6	8	1	0	1	0	-	0	2	3	1	0	1	0	-	0	4	5
1994-95	-	-	-	-	-	-	-	-	-	-	-	-	-	-	-	-	-	-	-	-	-	-	-	-
1995-96	2	1	1	0	-	2	4	7	1	0	1	0	-	0	0	6	1	1	0	0	-	2	4	1

YEAR-BY-YEAR SEASON SERIES BY TEAM

	Overall								Home								Road							
KEY:	**GP**	**W**	**L**	**T**	**O**	**PTS**	**GF**	**GA**	**GP**	**W**	**L**	**T**	**O**	**PTS**	**GF**	**GA**	**GP**	**W**	**L**	**T**	**O**	**PTS**	**GF**	**GA**
1996-97	2	2	0	0	-	4	12	7	1	1	0	0	-	2	7	3	1	1	0	0	-	2	5	4
1997-98	2	1	1	0	-	2	4	5	1	0	1	0	-	0	2	5	1	1	0	0	-	2	2	0
1998-99	2	0	1	1	-	1	2	4	1	0	0	1	-	1	1	1	1	0	1	0	-	0	1	3
1999-00	2	0	1	1	0	1	4	7	1	0	0	1	0	1	2	2	1	0	1	0	0	0	2	5
2000-01	1	0	0	1	0	1	2	2	1	0	0	1	0	1	2	2	-	-	-	-	-	-	-	-
2001-02	2	2	0	0	0	4	5	3	1	1	0	0	0	2	3	2	1	1	0	0	0	2	2	1
2002-03	2	1	1	0	0	2	10	9	1	0	1	0	0	0	4	6	1	1	0	0	0	2	6	3
2003-04	1	1	0	0	0	2	2	1	1	1	0	0	0	2	2	1	-	-	-	-	-	-	-	-
2004-05	-	-	-	-	-	-	-	-	-	-	-	-	-	-	-	-	-	-	-	-	-	-	-	-
2005-06	1	0	1	-	0	0	2	5	-	-	-	-	-	-	-	-	1	0	1	-	0	0	2	5
2006-07	1	1	0	-	0	2	2	0	1	1	0	-	0	2	2	0	-	-	-	-	-	-	-	-
2007-08	-	-	-	-	-	-	-	-	-	-	-	-	-	-	-	-	-	-	-	-	-	-	-	-
2008-09	1	1	0	-	0	2	1	0	-	-	-	-	-	-	-	-	1	1	0	-	0	2	1	0
2009-10	1	0	0	-	1	1	2	3	1	0	0	-	1	1	2	3	-	-	-	-	-	-	-	-
2010-11	1	1	0	-	0	2	3	1	-	-	-	-	-	-	-	-	1	1	0	-	0	2	3	1
2011-12	1	0	1	-	0	0	3	4	1	0	1	-	0	0	3	4	-	-	-	-	-	-	-	-
2012-13	-	-	-	-	-	-	-	-	-	-	-	-	-	-	-	-	-	-	-	-	-	-	-	-
2013-14	2	1	1	-	0	2	5	7	1	1	0	-	0	2	3	1	1	0	1	-	0	0	2	6
BOSTON vs. WASHINGTON																								
1974-75	5	4	0	1	-	9	41	10	3	3	0	0	-	6	30	7	2	1	0	1	-	3	11	3
1975-76	5	4	0	1	-	9	20	14	2	2	0	0	-	4	7	5	3	2	0	1	-	5	13	9
1976-77	5	4	0	1	-	9	20	12	3	2	0	1	-	5	13	9	2	2	0	0	-	4	7	3
1977-78	5	4	0	1	-	9	25	10	2	2	0	0	-	4	10	1	3	2	0	1	-	5	15	9
1978-79	4	3	0	1	-	7	20	10	2	2	0	0	-	4	11	4	2	1	0	1	-	3	9	6
1979-80	4	2	1	1	-	5	15	13	2	1	0	1	-	3	6	5	2	1	1	0	-	2	9	8
1980-81	4	2	1	1	-	5	18	9	2	1	1	0	-	2	9	6	2	1	0	1	-	3	9	3
1981-82	3	3	0	0	-	6	16	8	2	2	0	0	-	4	9	4	1	1	0	0	-	2	7	4
1982-83	3	0	3	0	-	0	8	12	1	0	1	0	-	0	1	2	2	0	2	0	-	0	7	10
1983-84	3	2	1	0	-	4	9	5	2	1	1	0	-	2	5	4	1	1	0	0	-	2	4	1
1984-85	3	1	2	0	-	2	8	12	1	0	1	0	-	0	4	5	2	1	1	0	-	2	4	7
1985-86	3	0	2	1	-	1	6	10	2	0	1	1	-	1	3	4	1	0	1	0	-	0	3	6
1986-87	3	1	1	1	-	3	8	8	1	1	0	0	-	2	3	2	2	0	1	1	-	1	5	6
1987-88	3	1	2	0	-	2	5	10	2	1	1	0	-	2	4	6	1	0	1	0	-	0	1	4
1988-89	3	1	1	1	-	3	7	11	1	0	1	0	-	0	2	7	2	1	0	1	-	3	5	4
1989-90	3	2	1	0	-	4	13	13	2	1	1	0	-	2	8	10	1	1	0	0	-	2	5	3
1990-91	3	1	1	1	-	3	11	11	1	0	1	0	-	0	3	5	2	1	0	1	-	3	8	6
1991-92	3	1	1	1	-	3	12	12	1	0	0	1	-	1	5	5	2	1	1	0	-	2	7	7
1992-93	3	2	1	0	-	4	11	13	2	2	0	0	-	4	9	7	1	0	1	0	-	0	2	6
1993-94	4	4	0	0	-	8	23	10	2	2	0	0	-	4	14	5	2	2	0	0	-	4	9	5
1994-95	3	0	2	1	-	1	3	6	2	0	1	1	-	1	2	4	1	0	1	0	-	0	1	2
1995-96	4	2	2	0	-	4	11	11	2	0	2	0	-	0	2	6	2	2	0	0	-	4	9	5
1996-97	4	1	1	2	-	4	11	11	2	1	1	0	-	2	6	6	2	0	0	2	-	2	5	5
1997-98	4	2	1	1	-	5	7	5	2	1	0	1	-	3	3	1	2	1	1	0	-	2	4	4
1998-99	4	3	1	0	-	6	14	13	2	2	0	0	-	4	9	7	2	1	1	0	-	2	5	6
1999-00	4	1	1	2	0	4	7	7	2	0	1	1	0	1	2	5	2	1	0	1	0	3	5	2
2000-01	4	1	2	1	0	3	7	7	2	1	1	0	0	2	4	3	2	0	1	1	0	1	3	4
2001-02	4	2	1	0	1	5	12	7	2	2	0	0	0	4	11	4	2	0	1	0	1	1	1	3
2002-03	4	2	1	1	0	5	18	14	2	1	0	1	0	3	8	7	2	1	1	0	0	2	10	7
2003-04	4	2	1	1	0	5	14	12	2	1	0	1	0	3	6	5	2	1	1	0	0	2	8	7
2004-05	-	-	-	-	-	-	-	-	-	-	-	-	-	-	-	-	-	-	-	-	-	-	-	-
2005-06	4	3	0	-	1	7	11	9	2	1	0	-	1	3	4	4	2	2	0	-	0	4	7	5
2006-07	4	4	0	-	0	8	13	9	2	2	0	-	0	4	7	5	2	2	0	-	0	4	6	4
2007-08	4	2	1	-	1	5	7	12	2	2	0	-	0	4	4	1	2	0	1	-	1	1	3	11
2008-09	4	1	2	-	1	3	8	11	2	1	0	-	1	3	6	6	2	0	2	-	0	0	2	5
2009-10	4	1	2	-	1	3	8	14	2	0	2	-	0	0	2	8	2	1	0	-	1	3	6	6
2010-11	4	3	1	-	0	6	13	9	2	2	0	-	0	4	7	3	2	1	1	-	0	2	6	6
2011-12	4	1	2	-	1	3	12	13	2	0	1	-	1	1	5	7	2	1	1	-	0	2	7	6
2012-13	3	1	0	-	2	4	9	8	1	1	0	-	0	2	4	1	2	0	0	-	2	2	5	7
2013-14	3	2	1	-	0	4	9	6	2	1	1	-	0	2	5	4	1	1	0	-	0	2	4	2
BOSTON vs. WINNIPEG*																								
1999-00	4	3	0	1	0	7	14	9	2	1	0	1	0	3	7	5	2	2	0	0	0	4	7	4
2000-01	4	0	4	0	0	0	13	25	2	0	2	0	0	0	8	15	2	0	2	0	0	0	5	10
2001-02	3	3	0	0	1	7	12	8	2	1	0	0	1	3	6	6	2	2	0	0	0	4	6	2
2002-03	4	3	1	0	0	6	10	9	2	2	0	0	0	4	8	6	2	1	1	0	0	2	2	3
2003-04	4	2	0	1	1	6	17	15	2	1	0	1	0	3	7	6	2	1	0	0	1	3	10	9
2004-05	-	-	-	-	-	-	-	-	-	-	-	-	-	-	-	-	-	-	-	-	-	-	-	-
2005-06	4	2	1	-	1	5	13	13	2	1	0	-	1	3	7	7	2	1	1	-	0	2	6	6
2006-07	4	0	4	-	0	0	8	15	2	0	2	-	0	0	4	6	2	0	2	-	0	0	4	9
2007-08	4	3	1	-	0	6	12	12	2	2	0	-	0	4	7	4	2	1	1	-	0	2	5	8
2008-09	4	4	0	-	0	8	18	10	2	2	0	-	0	4	9	6	2	2	0	-	0	4	9	4
2009-10	4	4	0	-	0	8	18	7	2	2	0	-	0	4	10	4	2	2	0	-	0	4	8	3
2010-11	4	2	1	-	1	5	10	9	2	2	0	-	0	4	7	3	2	0	1	-	1	1	3	6
2011-12	4	2	2	-	0	4	12	11	2	2	0	-	0	4	9	5	2	0	2	-	0	0	6	3
2012-13	3	2	1	-	0	4	6	6	1	1	0	-	0	2	2	1	2	1	1	-	0	2	4	5
2013-14	2	1	0	-	1	3	5	2	1	1	0	-	0	2	4	1	1	0	0	-	1	1	1	2

* -- Franchise in Atlanta, 1999-00--2010-11;
Franchise in Winnipeg, 2011-12--Present

DOWNLOAD SCHEDULE
NESN
NESN.com/schedule
IMPORTS TO WEB, MOBILE OR DESKTOP CALENDAR PROGRAMS
©2014 NEW ENGLAND SPORTS NETWORK

OFF THE ICE

GLEN THORNBOROUGH | Senior Vice President, Sales

Glen Thornborough is in his second season as Senior Vice President of Sales with TD Garden and the Bruins. He is responsible for the creation, direction and management of all TD Garden and Boston Bruins sales processes and strategies and he directly oversees corporate partnerships, TD Garden Premium Club ticket sales and service, and general ticketing operations. He joined the Bruins and Garden following seven years with ReebokCCM where he served most recently as Vice President of Global Marketing and was responsible for increasing global sales, consumer perception, trade relations and brand health. He holds a BA in Public Communication from the University of Alaska-Anchorage and an Executive MBA from Saint Joseph's University.

JIM BEDNAREK | Vice President, Finance

Jim Bednarek is in his 19th season as Vice President of Finance and Administration with TD Garden and his eighth season with the dual role as Vice President of Finance for the Bruins. In these positions, he has financial oversight responsibilities for both companies. He joined TD Garden in January, 1996 following eight years with Delaware North Companies in Buffalo where he assumed various managerial positions and special project roles. The graduate of SUNY at Buffalo is also a Certified Public Accountant.

MATTHEW CHMURA | Vice President, Communications and Content

Matthew Chmura enters his ninth season with the Bruins, his third as the team's Vice President of Communications and Content after six seasons in the positions of Director of Media Relations and Director of Communications. He is responsible for the club's overall communications functions and strategies while overseeing all media relations, publications and website editorial efforts. A native of Taunton, MA, he began his sports career as an intern in various NFL public relations departments, including the New England Patriots, and he spent two seasons as Manager and then Director of Public Relations with the MetroStars of Major League Soccer. He came to the Bruins following one season as Vice President of Communications and New Media with Red Bull New York (MLS) and in that position, he managed all of that club's public relations, media relations, broadcasting and interactive media efforts. He is a graduate of the College of the Holy Cross with a BA in Political Science and has served as a Trustee for that institution. He is also on the Board of Directors for the Boys & Girls Clubs of Taunton, MA, and the Bay State Games.

JEN COMPTON | Vice President, Marketing

Jen Compton is in her seventh season as Vice President of Marketing for the Boston Bruins and TD Garden. Compton has marketing oversight of both companies and her TD Garden responsibilities also include public relations. She directs integrated marketing campaigns to support the diverse Boston Bruins and Garden products, including The Premium Club, corporate partnerships, VIP ticketing, family shows and concerts; and oversees brand management, advertising, creative services, e-marketing and grassroots initiatives for the building as well as the club. A graduate of Syracuse University, Compton previously worked for John Hancock, the New England Patriots and the New England Revolution in various marketing and public relations capacities. She joined TD Garden in 2004 and had previously been Director of Marketing & PR for the Garden.

CHRIS JOHNSON | Vice President, Corporate Partnerships

Chris Johnson is in his 18th season with TD Garden as Vice President of Corporate Partnerships. He is responsible for maximizing corporate sales and sponsorship initiatives as well as leading the corporate sales team in development and implementation of strategic plans consistent with Boston Bruins and TD Garden initiatives. A graduate of the University of Massachusetts, Johnson had previously served various capacities in the Corporate Partnerships and Premium Sales Department of the Garden. He worked as a Group Sales Representative with the Boston Red Sox and Assistant Director of Marketing and Sales with an arena football league team prior to joining the Boston Bruins and TD Garden.

COMMUNICATIONS STAFF

MATTHEW CHMURA

Vice President of Communications & Content
Office: 617-624-1913
E-mail: mchmura@bostonbruins.com

* Contact for interview requests for club officers and executives

ERIC TOSI

Director of Communications & Content
Office: 617-624-1935
E-mail: etosi@bostonbruins.com

* Contact for interview requests for head coach and players

HEIDI HOLLAND

Director of Publications & Information
Office: 617-624-1909
E-mail: hholland@bostonbruins.com

* Contact for game notes and photo archives

ERIKA WENTZELL

Communications Specialist
Office: 617-624-1967
E-mail: ewentzell@bostonbruins.com

* Contact for non-hockey related interview requests and credential requests

CARYN SWITAJ

Digital Content Specialist
Office: 617-624-1972
E-mail: cswitaj@bostonbruins.com

BRANDON McNELIS

Content Specialist
Office: 617-624-1213
E-mail: bmcnelis@bostonbruins.com

JESSICA ISNER

Content Administrator
Office: 617-624-1934
E-mail: jisner@bostonbruins.com

ZACH GUERETTE

Communications Graduate Assistant
Office: 617-624-1919
E-mail: zguerette@bostonbruins.com

GAME-DAY MEDIA POLICIES:

Media Credentials
Credentials are issued to those media who cover the Bruins both seasonally and on an occasional game-by-game basis. The credential is good only for the game(s) printed on the tag and must be displayed to TD Garden security personnel to gain entry to restricted areas. Please contact Erika Wentzell (ewentzell@bostonbruins.com) for credential information.

Press Gate
The press gate is located on the Legends Way side of TD Garden (on the right side as you are facing the building from Causeway Street). It is the second door on Legends Way. Credentials to Bruins games may be picked up at the press gate, which is open from three hours prior to game time through the end of the first period. All media must show a press pass to enter through the press gate.

Press Work Area and Press Lounge
The press work area and press lounge are located on level three (ice level) of TD Garden. The press lounge and media work area, known as the Will McDonough Room, are located together, directly to the left of the Bruins locker room. A continental breakfast is available on the mornings of game-day skates and pre-game meals are served buffet style two-and-a-half hours prior to game time. All food must be consumed in the press lounge and may not be taken to the press box. The press work area is located to the right of the press lounge. There are reserved seats for daily media and additional work spaces with telephones and wireless internet access. Please honor the reserved spaces. News releases, game day notes and statistical packages are available each game day in the back workroom area from the morning skate through the game.

Press Box
The press box is on level nine of TD Garden on the side opposite the team benches. Access to the press box from the press lounge and work area is by freight elevator. Please note that only the right-hand freight elevator has level nine access. Seats in the press box are on an assigned basis only and members of the media must sit in the seat assigned to them. Please check the seating charts in the press room or press box, or check with the Bruins media relations staff for your seat assignment. In order to ensure seating in the press box, it is necessary for all media to notify the Bruins media relations staff of their attendance by noon the day prior to the game. If you do not have an assigned seat, please check with a member of the media relations staff. In compliance with TD Garden regulations, smoking is not allowed in the arena. If you wish to smoke, you may do so in the area directly outside the press gate on the ground level.

Wireless Internet
Wireless internet is provided free of charge on all game days in both the press box and in the Will McDonough Room for members of the working media. Signs will be posted each game providing the user name and password information for that game. If you have difficulty with the wireless connection, please contact a member of the Bruins media relations staff.

Photo Positions
Photo positions at TD Garden are located in the corners at ice level and at center ice on the club level. All photo positions will be assigned prior to the game by the media relations department. Daily print and wire services receive priority for prime positions. There is a photo meeting one hour before each game at the Zamboni entrance on level three.

Game Day / Night
The Bruins team dressing room is closed prior to game time, although requested players will be made available during a 30-minute window beginning two hours prior to faceoff. The Bruins locker room will be open within five minutes of the end of the game to working media only. Head Coach Claude Julien's press conference will follow approximately 15 minutes post-game in the Will McDonough Room (the press lounge).

Player and Management Access
If the media wishes to interview a player who is not present in the dressing room, they should make the request to a Bruins media relations representative who will locate the player and, if possible, make him available.

Visitors Dressing Room
Visiting team rooms are closed to the media for five minutes after the game. Visiting team coaches or visiting team personnel are responsible for opening their dressing room to the media.

Interviews
Television networks and stations requesting live pre-game interviews with a player must request these prior to or during the morning skate. Live television interviews are available for each game before 5:30 p.m. (for a 7:00 p.m. game), and may be arranged through the Bruins media relations staff. Live television interviews after 5:30 p.m. will be scheduled on a case-by-case basis by the Bruins media relations staff.

PRACTICE SESSION MEDIA POLICIES:

Media Access
The media has full access to all team practices at all practice facilities, including game-day skates, in accordance with NHL media regulations. The media is allowed to enter the team dressing room five minutes after the first regular player who has participated in the entire practice leaves the ice. In the event of a team meeting, the media will be allowed access immediately following the conclusion of the meeting. The locker room is closed to the media prior to and during practice. Head Coach Claude Julien will be available approximately 20 minutes after the conclusion of practices. To confirm practice times, please visit the Boston Bruins media website (www.bostonbruins.com/media).

Practices at Ristuccia Memorial Arena
The media should enter Ristuccia Memorial Arena through the front entrance of the building. There is an elevated enclosed media work area located on the second level. To access the work area, make an immediate left after you enter the rink and go up the stairs. The media workspace is located at the end of the room on the left. Team notes and media information will be available in that work area.

Practices at TD Garden
The media should enter TD Garden through the same press gate used for games on Legends Way. Media should enter the stands from the Zamboni entrance and sit in the loge seats opposite the team benches. Team notes and media information will be available inside the Will McDonough Room.

MISCELLANEOUS:

News Releases
Accredited members of the media who would like to receive e-mailed Bruins news releases should contact Erika Wentzell (ewentzell@bostonbruins.com) with their e-mail address. Press releases produced by the Bruins include a weekly release (The Week Ahead) which details the weekly schedule of games, practices and other Bruins events.

Transcripts
The Bruins Communications Department will provide game-day transcripts of the head coach media availability and post-game player availability from both locker rooms. Transcripts will be distributed in the press room as well as posted electronically and archived on the Bruins media website.

www.BostonBruins.com/media
The Bruins Communications Department maintains a password-protected, media-only section of their website that contains a daily Bruins-related clips package, press releases, game notes, player and coach transcripts and sound files, practice schedules, team media guides and other relevant media information. Questions regarding the website can be directed to Eric Tosi at etosi@bostonbruins.com.

NHLMedia.com
The NHL's password-protected media site includes statistics, press releases, game notes, credential applications and much more. The site also has player head-shots and pdf files of every team's media guide. To access the site, visit http://media.nhl.com to register for a password.

Media Parking
There is no media parking at the TD Garden for non-television broadcast vehicles. There are two parking structures that are easily accessible from the TD Garden - one directly under the building accessible from the Nashua Street entrance and another directly across the street on Nashua St. TD Garden can also be reached by subway on the green and orange lines to North Station, as well as the commuter rail. Television stations are allowed one vehicle in the TD Garden Causeway St. parking lot per event (practice, game, press conference, etc.).

Players' Personal Telephone Numbers
At no time will a player's home or mobile phone number be released to either the media or the public unless the player specifically authorizes such release. Members of the media attempting to reach players must do so through the Bruins media relations staff.

Autographs
Media attending Bruins practices or games are strictly forbidden from requesting autographs. The locker room area is for working media only. Any person in the locker room with a media pass observed asking players for autographs will be asked leave the premises and will have their credential privileges revoked.

Team Medical Rooms
Team medical rooms located at TD Garden or Ristuccia Memorial Arena are off limits to the media at all times.

Cell Phones
Per NHL media regulations, no media member is permitted to use a cell phone in the dressing room to place a call or take photographs.

DIRECTIONS TO TD GARDEN (100 Legends Way, Boston MA 02114):

From I-93 South – Take Exit 26 toward Storrow Drive/North Station, staying to the right at the fork. Turn right at the light onto Nashua Street and follow the signs to North Station. TD Garden will be on the left.

From I-93 North – Take Exit 23 toward Government Center. Take the North End ramp toward Charlestown. Turn left onto Cross Street. Take a slight right onto N. Washington Street. Turn left onto Causeway Street and TD Garden will be on the right.

DIRECTIONS TO RISTUCCIA MEMORIAL ARENA (190 Main Street, Wilmington MA 01887):

From I-93 South – Take Exit 40 toward N. Reading. Turn left onto MA-62. Turn right onto Clarke Street. Turn right onto Main Street. Ristuccia Memorial Arena will be on your right.

From I-93 North – Take Exit 38 toward Reading/Wilmington. Keep right at the fork to go on MA-129/Lowell Street. Turn right onto Main Street. Ristuccia Memorial Arena will be on your right.

Any additional questions that you may have regarding media policies can be directed to Vice President of Communications and Content Matthew Chmura.

VOICES OF THE BRUINS

JACK EDWARDS | Television Play-by-Play, NESN

Jack Edwards is in his tenth season as a play-by-play voice for Bruins games on NESN and his eighth season doing both home and road contests. A television veteran of over 30 years, he came to NESN after five years of play-by-play for both ESPN and HDNet broadcasts of NHL games. A graduate of the University of New Hampshire, Edwards began his career doing play-by-play of Wildcats hockey which led to reporter and anchor positions in both radio and television in New Hampshire and Providence. He came to Boston in the 1980s as a sports anchor and reporter at both WCVB-TV 5 and WHDH-TV 7 and also worked as a reporter for ABC's Wide World of Sports and Olympic coverage on both ABC and CBS. He joined ESPN in 1991 as an anchor and reporter for SportsCenter and won an Emmy award for his ESPN reporting. He has also done play-by-play for ESPN's coverage of hockey and soccer, including the 2002 World Cup finals, and the Little League World Series.

ANDY BRICKLEY | Television Color Analyst, NESN

Andy Brickley is in his 15th season of color commentary on the Bruins television airwaves following one season of Bruins commentary for WBZ radio. Following a college hockey career at the University of New Hampshire, he played 14 seasons at both the National Hockey League and minor league levels, including four seasons in a Bruins uniform from 1988-92. He was a member of IHL Turner Cup championship teams with both Denver in 1994-95 and Utah in 1995-96. He retired with NHL career totals of 82 goals and 140 assists for 222 points in 385 NHL games with Philadelphia, Pittsburgh, New Jersey, Boston and Winnipeg. He has also worked with Versus as both a color analyst and reporter during their NHL coverage over the past four seasons and has worked on AHL, IHL and college hockey broadcasts in addition to four World Junior Championship tournaments. A native of Melrose, MA, he is a member of both the Melrose High School and University of New Hampshire Halls of Fame.

DAVE GOUCHER | Radio Play-by-Play, 98.5 The Sports Hub

Dave Goucher is in his 15th season of Bruins radio play-by-play, first on WBZ-AM and now on flagship 98.5 The Sports Hub. He has been named New England's top radio play-by-play announcer on four occasions by the Associated Press and was last year named Massachusetts Sportscaster of the Year by the National Sportscasters and Sportswriters Association. A native of Pawtucket, RI, he graduated in 1993 from Boston University where he broadcast Terriers hockey from 1991-1993 before moving to pro hockey with Wheeling of the East Coast Hockey League, doing play-by-play for the Thunderbirds for two seasons from 1993-1995. He spent five years as the radio voice of the Bruins' AHL affiliate in Providence, including their Calder Cup-winning season in 1998-99, in addition to serving as the team's director of broadcasting and communications from 1995-2000. He is a regular contributor to Bruins coverage on Comcast SportsNet.

BOB BEERS | Radio Color Analyst, 98.5 The Sports Hub

Bob Beers is in his 18th season as color analyst on Bruins radio. He came to the broadcast booth following an eight-year professional career as a defenseman in the NHL and with minor league affiliates. Drafted by Boston as their tenth pick, 210th overall, in the 1985 NHL Entry Draft, he played three-plus seasons with the Bruins organization before moving on to NHL stops in Tampa Bay, Edmonton and the NY Islanders for four seasons. He returned to the Bruins for the 1996-97 campaign before retiring as a full-time player in August, 1997. He also played parts of two seasons with the Bruins' AHL affiliate in Providence as his radio schedule allowed in both 1998-99 and 1999-2000. Beers has also worked with NHL Radio and Versus television broadcasts during the playoffs and he is a regular contributor to Bruins coverage on Comcast SportsNet.

NESN

BOSTON'S HOME FOR SPORTS 98.5 THE SPORTS HUB

ADDITIONAL BRUINS STAFF

BRANDON ANTHONY
Creative Marketing Manager

LINDA BARTLETT
Staff Accountant

MICHAEL BERGER
Digital Content Producer

BOTIN BOU-JAMES
Payroll & Benefits Manager

RITA BRANDANO
Executive Assistant

JOHN CADIGAN
Fan Relations Manager

CHAD CARDINAL
Ticket Sales Manager

RICKY CASADY
Director of Box Office

LAUMA CERLINS
Retail Director

KERRY COLLINS
Director of Community Relations

KERYN CONNELLY
Executive Assistant

JO-ANN CONNOLLY-WHITE
Ticket Office Receptionist

SARAH DAHLSTEDT
Human Resources Generalist

MIKE DARGIN
Youth Hockey Development Manager

CHRIS DiPIERRO
Director of Marketing

ZACK FITZGERALD
Boston Bruins Foundation Coordinator

JIM FOLEY
Assistant Director of Ticket Operations

SHAUNA K. GILHOOLY
Director of Human Resources

KATE GREEN
Human Resources Manager

MATT GULLEY
Season Sales Account Executive

ASHLEY HANSEN
Community Relations Coordinator

RACHEL HANSEN
Group Sales Account Executive

BINNIE HUNDLEY
Legal Assistant

CARLEY JOHNSON
Associate Graphic Designer

LEAH LEAHY
Vice President, Premium Sales & Service

TAMALA LEVIN
Client Services Manager, The Premium Club

JACOB LEVINE
Group Sales Account Executive

RACHAEL MARKOVITZ
Strategic Marketing Manager

ANDREA MAZZARELLI
Marketing Activation Coordinator

RICK McGLINCHEY
Controller

RICK McGLINCHEY, JR.
Accounting Coordinator

COURTNEY McNEICE
Assistant Box Manager

SHANNON MURPHY
Boston Bruins Foundation Manager

KAREN ONDO
Administrative Assistant

JASON PETRIE
Graphic Designer

MARIA POIRIER
Executive Assistant

MATT REECE
Assistant General Counsel

KEITH RICCI
Fan Relations Representative

RENEE RIVA
Marketing Coordinator

MARK RODRIGUES
Director of Ticket Sales

LIZ ROSENTHAL
Digital Marketing Specialist

GREG SBARDELLA
Fan Relations Representative

ERIN SILVA
Fan Relations Representative

MARK STEFFAN
Business Analyst

KEVIN STONE
Season Sales Account Executive

SEAN SULLIVAN
Accounting Manager

BOB SWEENEY
Exectuve Director, Boston Bruins Foundation

TAMARA TIERNEY
Fan Relations Representative

KAREN WONOSKY
Boston Bruins Alumni Coordinator

DARRELL WOOD
Director of Interactive

RICHARD YUTKINS
Fan Relations Representative

TINA ZETTEL
Season Sales Account Executive

TD GARDEN



Over 30 million people have come through the TD Garden turnstiles since its grand opening in September 1995, enjoying Boston Bruins hockey, Boston Celtics basketball, world-renowned concerts, sporting events, family shows and much more. The state-of-the-art building is a year-round, 19,600-seat arena, and has long been considered an industry pioneer for the development of its Premium Club membership and entertaining spaces, investments in enhancing the fan experience and adoption of the latest technologies.

TD Garden is fully equipped with three private restaurants (Banners Harbor View, Budweiser Legends Club and The Premium Club Bistro), 88 executive suites, 1100 club seats, a multi-million dollar high-definition video scoreboard – Garden HDX – and complete 360-degree LED technology. The AT&T SportsDeck, The Heineken Boardroom and The Lofts are amongst the trend-setting premium seating products in The Premium Club with all-inclusive food packages, smaller ticketing packages and flexible seating. The Premium Club features Banners Harbor View, an upscale dining area; Insight Club Lounge, a raw bar and lounge accessible to all Premium Club members; Executive View and Garden View, unique corporate event suites with meeting capabilities; and Partners Room, used for private functions. New concessions and retail stands, a level 4 concourse bar called The Hub, and express kiosks for concessions and pre-purchased ticket pick-up are all recent enhancements to the fan experience.

Exterior lighting along the TD Garden roofline and in the southeast tower allows one of Boston's favorite landmarks to showcase its events in the skyline. Computer controlled and programmable lights change color to identify the event that is scheduled for that evening, as well as to signify when one of the Garden's home based teams enjoys a victory, as the lights pulse to create a celebratory wave. A Spring, 2010 exterior aesthetic renovation to the major pedestrian walkway outside the building is highlighted by a modern interpretation of a cornerstone sign, oversized TD Garden letters that welcome visitors to the arena and a bronzed statue of Bruins legend Bobby Orr, which quickly became a must-visit sports landmark for fans, visitors and members of the media.

The arena's impressive facilities and Boston's appeal have helped TD Garden attract many events with a national profile and the building has been recognized by many industry publications as one of the top arenas in the country. The building has hosted such premier sporting events as the NHL All-Star Game, US Gymnastics Trials, NCAA Men's Ice Hockey Championship 'Frozen Four', NCAA Division I Men's Basketball First and Second Rounds, US Figure Skating Championships, the 2004 Democratic National Convention, the NCAA Women's Final Four and the NCAA Men's Basketball Division I East Regionals. TD Garden has also played host to many record-breaking concerts, covering every genre from U2 and Justin Timberlake to Andrea Boccelli and Garth Brooks, and annual family shows such as the Ringling Bros. and Barnum & Bailey Circus, Disney on Ice and the Harlem Globetrotters.

PREVIOUS HOME ARENAS

TD Garden is the third building that the Bruins have called home. The Bruins, the first U.S.-based team in the National Hockey League, played their first game on December 1, 1924 as they defeated the Montreal Maroons by a 2-1 score at the Boston Arena. The Boston Arena, built in 1909, was host to boxing, track and figure skating before the Bruins made their debut and the rink would be the Bruins' home for four seasons. Now known as Matthews Arena under its fourth renovation, it is the world's oldest ice hockey arena and stands as part of Northeastern University, whose hockey team it has hosted since 1929.

Boxing promoter Tex Rickard entered the Boston sporting scene in 1928. Rickard had built New York's Madison Square Garden as a boxing venue and that building later became home to the NY Rangers when they entered the NHL in 1926. The success of the Bruins lured Rickard to Boston and he built the Boston Garden as the second of a planned series of Gardens throughout the country, a plan that ended with his death in January, 1929.

The grand new Boston Garden opened on November 17, 1928 and three days later the Bruins played their first game in the building when they hosted the Montreal Canadiens on November 20. They lost that game by a 1-0 score, but their first season in Boston Garden proved a magical one as they won their first Stanley Cup championship in that 1928-29 season.

The greatest players in Bruins and NHL history skated on Boston Garden ice and in all, five Stanley Cup championship banners were raised to its rafters. The Boston Celtics and the NBA were born in 1946 and the Green became the league's premier dynasty over their 49 seasons in Boston Garden with 16 championship titles under that roof.

Boston Garden saw the world's greatest entertainers pass through the doors for 67 years. Music's hottest acts, from the Beatles to U2, took to its stage. Families returned year after year to enjoy the wonders of the Ringling Bros. and Barnum & Bailey Circus, Disney on Ice and the Harlem Globetrotters along with a variety of other shows. Politicians became part of the Boston Garden history as well, as famed orators such as Winston Churchill, Franklin Roosevelt and John F. Kennedy all gave memorable speeches from the building's floor.

The Bruins held "The Last Hurrah" at Boston Garden on September 25, 1995, closing out their 67-year history in the building with grand ceremonies around a pre-season game vs. the Canadiens. The building itself closed its doors to the public for the last time with a nostalgic evening of entertainment on September 29, 1995.

The FleetCenter opened the following evening with a spectacular gala as a new era was ushered in for sports and entertainment in New England. That name stood until March 3, 2005 when TD Banknorth Inc. and Delaware North Companies reached an agreement on a 20-year naming rights partnership to bring the beloved Garden name back to the building. On July 1, 2009 the arena was officially renamed 'TD Garden' as TD Banknorth prepared to re-brand their operations to TD Bank.