



Zdeno Chara
2009 Norris Trophy

Claude Julien
2009 Jack Adams Trophy

Tim Thomas
2009 Vezina Trophy

2009-2010 BOSTON BRUINS GUIDE AND RECORD BOOK





BOSTON BRUINS 2009-10 SCHEDULE

OCTOBER

SUN	MON	TUE	WED	THU	FRI	SAT
				WAS 7:00 V		CAR 7:00 N
				ANA 7:00 N		NYI 7:00 N
4	5	6	7		9	10
	COL 1:00 N				DAL 8:30 N	PHX 9:00 N
11	12	13	14	15	16	17
			NSH 7:00 N	PHI 7:00 N		OTT 7:00 N
18	19	20	21	22	23	24
				NJ 7:00 N		EDM 1:00 N
25	26	27	28	29	30	31

NOVEMBER

SUN	MON	TUE	WED	THU	FRI	SAT
NYR 1:00 N		DET 7:00 V		MTL 7:00 N		BUF 7:00 N
		PIT 7:00 V		FLA 7:00 N		PIT 7:30 N
8	9	10	11	12	13	14
	NYI 7:00 N			ATL 7:00 N	BUF 7:30 N	
15	16	17	18	19	20	21
	STL 8:00 N		MIN 8:00 N		NJ 12:00 N	OTT 7:00 N
22	23	24	25	26	27	28
29	30					

DECEMBER

SUN	MON	TUE	WED	THU	FRI	SAT
			TB 7:00 N		MTL 8:00 N	TOR 7:00 N
				TOR 7:00 N		NYI 7:00 N
6	7	8	9	10	11	12
	PHI 7:00 N			CHI 8:30 N		TOR 7:00 N
13	14	15	16	17	18	19
	OTT 7:30 N		ATL 7:00 N			
20	21	22	23	24	25	26
FLA 5:00 N	TB 7:30 N		ATL 7:00 N			
27	28	29	30	31		

JANUARY

SUN	MON	TUE	WED	THU	FRI	SAT
					PHI 1:00 NBC	
	NYR 7:00 V	OTT 7:30 N		CHI 7:00 N		NYR 1:00 N
3	4	5	6	7	8	9
			ANA 10:00 N	SJ 10:30 N		LA 4:00 N
10	11	12	13	14	15	16
	OTT 1:00 N			CBJ 7:00 N		OTT 1:00 N
17	18	19	20	21	22	23
CAR 5:00 N					BUF 7:30 N	LA 7:00 N
24	25	26	27	28	29	30

FEBRUARY

SUN	MON	TUE	WED	THU	FRI	SAT
		WAS 7:00 N		MTL 7:00 N		VAN 1:00 N
MTL 3:00 N		BUF 7:00 N		TB 7:30 N		FLA 7:00 N
7	8	9	10	11	12	13
2010 Winter Olympic Games in Vancouver, B.C.						
21	22	23	24	25	26	27
28						

MARCH

SUN	MON	TUE	WED	THU	FRI	SAT
		MTL 7:00 N		TOR 7:00 N		NYI 2:00 N
PIT 3:00 N		TOR 7:00 N		PHI 7:00 N		MTL 7:00 N
7	8	9	10	11	12	13
	NJ 7:00 V	CAR 7:00 N		PIT 7:00 N		
14	15	16	17	18	19	20
NYR 3:00 N		ATL 7:00 N		TB 7:00 N		CGY 1:00 N
21	22	23	24	25	26	27
	BUF 7:00 V	NJ 7:00 N				
28	29	30	31			

APRIL

SUN	MON	TUE	WED	THU	FRI	SAT
				FLA 7:00 N		TOR 7:00 N
	WAS 7:00 V			BUF 7:00 N		CAR 1:00 N
4	5	6	7	8	9	10
WAS 3:00 N						
11	12	13	14	15	16	17

BOSTONBRUINS.COM | 617.624.BEAR

HOME AWAY N - NESN V - VERSUS

*Games have an NBC option with a start time of 12:30.

All start times are ET and subject to change. All games can be heard on 98.5 The Sports Hub.

Jan. 1 - Bridgestone/NHL Winter Classic at Fenway Park, Boston, on NBC.

©Boston Professional Hockey Association, Inc. ©NHL



TABLE OF CONTENTS

Table of Contents	1
Club Directory	2

OWNERSHIP

Jeremy M. Jacobs	4
Charlie Jacobs	5
Harry Sinden	6

HOCKEY OPERATIONS

Peter Chiarelli	8
Cam Neely	9
Jim Benning	10
Don Sweeney	10
Scott Bradley	11
Wayne Smith	11
John Weisbrod	11
Scouting Staff	12
Support Staff	12
Claude Julien	13
Doug Houda	14
Craig Ramsay	14
Geoff Ward	15
Bob Essensa	15
John Whitesides	16
Brant Berglund	16
Training Staff	17
Equipment Staff	18

THE PLAYERS

2009-2010 Roster	20
Arniel, Jamie	21
Begin, Steve	22-24
Bergeron, Patrice	25-27
Bitz, Byron	28-29
Bodnarchuk, Andrew	30
Boychuk, Johnny	31-32
Chara, Zdeno	33-35
Dalton, Matt	36
Fata, Drew	37-38
Ference, Andrew	39-41
Hamill, Zach	42
Hunwick, Matt	43-44
Kessel, Phil	45-46
Knackstedt, Jordan	47
Kobasew, Chuck	48-50
Krejci, David	51-52
Larman, Drew	53-54
Lehtonen, Mikko	55-56
LoVecchio, Jeff	57
Lucic, Milan	58-59
Marchand, Brad	60
Marquardt, Matt	61
McKelvie, Zach	62
McQuaid, Adam	63
Morris, Derek	64-66
Nelson, Levi	67
Penner, Jeff	68
Rask, Tuukka	69-70
Recchi, Mark	71-73
Regan, Kevin	74
Riendeau, Yannick	75
Ryder, Michael	76-78
Sabourin, Dany	79-81
Savard, Marc	82-84
Sobotka, Vladimir	85-86

Stuart, Mark	87-88
Sturm, Marco	89-91
Thomas, Tim	92-94
Thornton, Shawn	95-97
Wheeler, Blake	98-99
Whitfield, Trent	100-102
Wideman, Dennis	103-105
Wozniwski, Andy	106-107
In The System	108-111
Minor League Affiliates	112

2008-09 SEASON IN REVIEW

Regular Season Scoring	114
Playoff Scoring	115
Game-by-Game Results	116-118
Season Series vs. NHL Teams	119-147
Playoff Series	148-149
Final NHL Standings	150
Stanley Cup Trail	151
NHL Trophy Winners	152

REGULAR SEASON RECORDS

Year-by-Year, Overall	154-155
Year-by-Year, Home & Road	155-156
Year-by-Year Leading Scorers	157-158
50-Goal, 100-Point Scorers	158
Longest Goal & Point Streaks	158
Bests & Worst	159-162
Penalty Shots For	163
Penalty Shots Against	164
Shootout Records	165
Team Records	166
Individual Records	166-167
All-Time Game-by-Game Results, Notables & Scoring	168-216
The Last Time	217

PLAYOFF RECORDS

Year-by-Year Records	220-221
Playoff Series Summaries	222
All-Time vs. NHL Teams	223
Team Records	224-225
Individual Records	226
Top Ten Category Leaders	226
Comebacks & Blown Leads	227
Penalty Shots For & Against	227
Stanley Cup Championship Teams	227
Overtime Records & Victories	228
Overtime Defeats	229
Hat Tricks For & Against	230
Shutouts For	231
Shutouts Against	232
All-Time Game-by-Game Results, Notables & Scoring	233-245
The Last Time	245

HISTORY

Presidents, General Managers, Coaches & Captains	248
All-Time Top 20 Scorers	249
Lifetime Leaders	249
Lifetime Leaders by Position	250
Bruins All-Stars	251
Bruins in the Hall of Fame	252
Bruins Honored Numbers	253-254

Bruins NHL Trophy Winners	255
Bruins Team Trophy Winners	256-257
John Carlton Memorial Trophies	257
All-Time Roster & Statistics	258-278
All-Time Goaltenders & Statistics	278-279
All-Time Coaching Records	279-280
All-Time Sweater Numbers	281-282
All-Time Trade Register	283-287
All-Time Draft Selections	288-289

VS. THE NHL

NHL Club Directories & Bruins Lifetime vs. NHL Teams	292-320
Year-by-Year Season Series by Team	321-334

OFF THE ICE

Business Operations Executives	336
Communications Staff & Media Information	337-339
On the Air with the Bruins	340
Additional Bruins Staff	341-342
TD Garden	343-344
TD Garden Executives	345
Seating Chart & Ticket Plans	346
Bruins in the Community	347-350
Boston Bruins Foundation	351-352



2009-2010 Official Guide & Record Book

Editor

Heidi Holland

Photographers

Steve Babineau
Brian Babineau
Getty Images
Al Ruelle

Graphic Design

Jason Petrie

Printer

Neoprint, Inc.
Chelmsford, MA





BOSTON BRUINS CLUB DIRECTORY

BOSTON BRUINS

100 Legends Way
Boston, Massachusetts 02114
617-624-BEAR (2327)

OWNERSHIP

Owner & Governor, Boston Bruins;
Chairman, NHL Board of Governors Jeremy M. Jacobs
Principal, Boston Bruins Charlie Jacobs
Alternate Governors Charlie Jacobs,
Jeremy Jacobs, Jr., Louis Jacobs,
Harry Sinden, Peter Chiarelli, Cam Neely
Senior Advisor to the Owner Harry Sinden

EXECUTIVE

Vice President Cam Neely
Vice President, Business Operations Daniel J. Zimmer
Senior Vice President, Sales & Marketing Amy Latimer
Vice President, Finance Jim Bednarek
Vice President, Marketing Jen Compton
Vice President, Corporate Partnerships Chris Johnson
Director of Administration Dale Hamilton-Powers
Executive Secretary Rita Brandano
Administrative Assistant Karen Ondo

HOCKEY OPERATIONS

General Manager Peter Chiarelli
Assistant General Managers Jim Benning, Don Sweeney
Director of Player Personnel Scott Bradley
Director of Amateur Scouting Wayne Smith
Director of Collegiate Scouting John Weisbrod
Scouting Staff Mike Chiarelli, Adam Creighton, Scott Fitzgerald,
Jack Higgins, Jukka Holtari, Denis LeBlanc, Dean Malkoc,
Mike McGraw, Tom McVie, Svenake Svensson
Manager of Hockey Administration Ryan Nadeau
Team Road Services Coordinator John Bucyk

COACHING

Head Coach Claude Julien
Assistant Coaches Doug Houda, Craig Ramsay, Geoff Ward
Goaltending Coach Bob Essensa
Video Analyst Brant Berglund

MEDICAL, TRAINING & EQUIPMENT

Strength & Conditioning Coach John Whitesides
Athletic Trainer Don DelNegro
Physical Therapist Scott Vaughn
Assistant Athletic Trainer & Massage Therapist Derek Repucci
Equipment Manager Mark Dumas
Assistant Equipment Managers Keith Robinson, Matt Falconer
Head Team Physician/Orthopedist Dr. Peter Asnis
Team Psychologist Dr. Frank Lodato

COMMUNICATIONS & COMMUNITY RELATIONS

Director of Communications Matthew Chmura
Director of Publications & Information Heidi Holland
Director of Community Relations & Promotions Kerry Collins
Director of Development, Boston Bruins Foundation Bob Sweeney
Director of Interactive Darrell Wood
Manager of Media Relations Eric Tosi
Content Manager, BostonBruins.com John Bishop
Event Manager, Boston Bruins Foundation Sarah Higgins
Public Relations Coordinator Kelly Mohr

Community Relations Coordinator Liz Serpico
Coordinators, Boston Bruins Foundation Erin McEvoy, Zack Fitzgerald
Web Video Producer Jonathan Gotlib
Administrative Assistant, Alumni Office Mal Viola

SALES, MARKETING & RETAIL

Senior Director, Premium Sales Leah Leahy-Williams
Senior Director, The Premium Club Dana Petrie
Director of Marketing Chris DiPierro
Director of Ticket Sales & Fan Relations Leigh Castergine
Retail Director Lauma Cerlins
Ticket Sales Manager Mark Rodrigues
Marketing Manager Liz d'Entremont
Game Presentation & Promotions Manager Cole Parsons
Youth Hockey Development Manager Lori DiGiacomo
Fan Relations Manager Tamala Sweesy
Group Sales Manager Chris Spano
Graphic Designer Jason Petrie
Promotions Coordinator Beth Anthony
Marketing Coordinator Rachael Markovitz
Legends Sales Coordinator Ben Mazza
Marketing & Media Strategist MaryAnn Bagnoli
Senior Fan Relations Representative John Hughes
Fan Relations Representatives Nick Camara, Lindsay Corbo,
Nikki Gullotti, Courtney McNeice, Kaitlin Rowe
Season Sales Account Executives Sean Cummings,
Matt Gulley, Tina Zettel
Group Sales Account Executives Charlie Karoly, Briana Lynch,
Caillin Miller
Ticket Sales Representatives John Cadigan, Adam DiVincenzo,
Dan Weiner

FINANCE, LEGAL, HUMAN RESOURCES &

BOX OFFICE

Controller Rick McGlinchey
Senior Staff Accountant Dan Eccles
Staff Accountant Linda Bartlett
Payroll & Benefits Manager Botin Bou
Assistant General Counsel Matt Reece
Director of Human Resources Joe Lawlor
Human Resources Generalist Jamie Smith
Director of Ticket Operations Matthew Whelan
Assistant Director of Ticket Operations Jim Foley
Senior Box Office Analyst Allyson Leonard
Ticket Office Receptionist Jo-Ann Connolly-White
Business Analyst Matt Synakowski
Assistant to Vice President of Business Operations Nate Silverstein

MISCELLANEOUS

Arena TD Garden (capacity 17,565)
Colors Black & Gold
TV Rightsholder New England Sports Network (NESN)
Jack Edwards (play-by-play) & Andy Brickley (analyst)
Radio Rightsholder 98.5 The Sports Hub (CBS Radio Boston, 98.5 FM)
Dave Goucher (play-by-play) & Bob Beers (analyst)



OWNERSHIP





Jeremy M. Jacobs is the owner of the Boston Bruins and Chairman & CEO of Delaware North Companies, one of the world's leading hospitality and food service companies.

He has been at the helm of Delaware North for more than forty years, leading it to its ranking as one of the largest and most admired privately held companies in North America with

\$2.3 billion in revenue and 50,000 associates serving half a billion customers on three continents.

The company's operations include global sports stadia and arenas, worldwide airports, destination resorts, national and state parks and gaming and entertainment venues. The company's locations range from Kennedy Space Center and Yosemite National Park to London's Wembley Stadium and the Australian Open.

Mr. Jacobs has owned the Boston Bruins for more than thirty years and is one of the most respected sports business leaders in the world. He has served as Chairman of the NHL Board of Governors since 2007 and serves on its Executive Committee. He is frequently cited as one of the most influential people in sports business.

As an avid sportsman, his ownership of the Bruins continues a family tradition at the helm of a sports franchise—including ownership of the Cincinnati Royals basketball team and minor league baseball and hockey teams. He was inducted into the Western New York Sports Hall of Fame in 2006.

A leading advocate for tourism in the United States, Mr. Jacobs serves on the U.S. Travel and Tourism Advisory Board, appointed by the Secretary of Commerce and the White House.

Mr. Jacobs is extensively involved in numerous charitable efforts, most recently donating \$1 million to Roswell Park, one of the nation's most

respected cancer institutes. He gave a record \$10 million to the University of Buffalo to establish the Jacobs Institute to support world-class heart and vascular care, research and teaching.

An alumnus of the University of Buffalo's School of Management and the Harvard School of Business Advanced Management Program, he holds honorary doctorates from the University at Buffalo, Canisius College and Johnson and Wales University.





Charlie Jacobs is in his eighth season in Boston as Principal of Delaware North Companies, Inc. and the Boston Bruins. A member of the senior leadership team for all of Delaware North Companies' global operations, he guides the strategic efforts for the family and company holdings in Boston, including the family's community involvement through the Boston Bruins Foundation.

Jacobs also serves the Bruins as Alternate Governor on the NHL's Board of Governors, a position he has held since 2000. He is a Board member of both the New England Sports Network (NESN) and Total Media Group in San Francisco, a company for which he formerly served as President and CEO.

He is involved in a number of philanthropic causes in the New England area. Jacobs was instrumental in the creation of the Boston Bruins Foundation, whose mission is to assist charitable organizations that demonstrate a strong commitment to enhancing the quality of life for children in the community, and he serves as President of the Foundation.

He is also a member of the Boards of Directors for Ellis Memorial & Eldredge House, Inc., and The New England Sports Museum.

An avid sports fan, Jacobs is an accomplished equestrian and has served on the United States Equestrian Team. The graduate of Boston College also enjoys show-jumping and playing hockey in his spare time.

Jacobs and his wife Kim have a deep commitment to charitable endeavors and work with, among others, the Dana Farber Cancer Institute, Boston's Children's Hospital, Bridge over Troubled Waters, and the Cardinal Cushing School.

They have three children.





Harry Sinden has been an integral part of the Bruins for over 40 years. He moved into his current role as Senior Advisor to club owner Jeremy Jacobs on August 9, 2006 after 17 seasons as the team President. He is also an Alternate Governor for the team on the NHL's Board of Governors.

Sinden began in the organization in the early 1960s as a player-coach at the minor league level before progressing as a head coach in Boston, as the team's General Manager for 28 seasons and then as President. As a coach and General Manager, he has been part of a Bruins Stanley Cup championship, six Conference titles and ten Division championships and his Boston teams combined for 29 winning seasons. With a 7-4 Boston win at St. Louis on October 17, 1995, he became the first general manager in the history of the NHL to record 1,000 victories and his all-time record as a GM stands at 1170-763-301 for a .591 winning percentage.

Sinden has been a key member of many league committees which bring policy and rule recommendations to the NHL's Board of Governors. The esteem in which he is held in the hockey world was evidenced by his 1983 induction into the Hockey Hall of Fame, as he became the 23rd Bruin enshrined and only the fourth to enter in the Builder's category. In 1997, he was selected as one of the 30 inaugural inductees into the International Ice Hockey Federation Hall of Fame. In 1999, he was honored with the league's Lester Patrick Award acknowledging his "outstanding service to hockey in the United States" and he is also a member of the Board of Directors for the Hockey Hall of Fame.

Sinden was a top amateur player in Canada. A defenseman, he captained his Whitby Dunlops team to the 1957 Allan Cup as Canada's Senior Amateur Champions. That team then captured the 1958 World Championship title with seven straight wins while outscoring their opponents, 82-6, in the tournament. He also won a silver medal with Team Canada in the 1960 Olympics in Squaw Valley.

He began with the Bruins organization in 1961 as a player-coach in Kingston, Ontario. Following a coaching stint in Minneapolis, he became a player-coach in Oklahoma City and in 1965-66 led that club to the CHL championship with eight consecutive victories. He moved to Boston to assume the Bruins head coaching position in 1966-67 and a year later, he led the team into the playoffs for the first time in eight seasons. His four-year career behind the Boston bench reached the pinnacle in 1969-70 with the club's first Stanley Cup in 29 years.

Following a two-year stint in private business, Sinden returned to hockey in 1972 when he was asked to coach Team Canada in the classic series between NHL players and the Soviet Union. In recording one of Canada's supreme sporting triumphs, the team overcame a 1-3-1 series deficit by taking three straight one-goal victories in Moscow. He returned to Boston at the conclusion of that series, becoming the fifth General Manager in Bruins history on October 5, 1972.

Sinden and his wife Eleanor have four daughters.



HOCKEY OPERATIONS





Peter Chiarelli is in his fourth season as the team's General Manager, becoming just the seventh man in club history to hold that position when he was named to the post on May 26, 2006. He is in charge of every aspect of the team's hockey operations and also serves the club as an Alternate Governor on the NHL's Board of Governors. He officially began his position in Boston on July 8, 2006.

Chiarelli's vision for the Bruins has from the start involved a team blending youth with experience, speed with physical play and character on and off of the ice. His template in building the Bruins is based on moves that help the club not just for the present but for long term success toward his goal of a Stanley Cup championship in Boston.

That strategy has led to an amazing 40-point improvement from year one to year three of his tenure as the club returned to the playoffs in 2007-08 for the first time since 2004. They then finished the 2008-09 season with the third-best record in club history at 53-19-10 and 116 points. That was the top record in the Eastern Conference and second overall in the league during the regular season and the team then swept Montreal in their quarter-final playoff series for their first post-season series win since 1999. He was honored by *The Sporting News* at season's end as their 2008-09 NHL Executive of the Year.


His overall record as the team's General Manager stands at 129-89-28, a .581 win percentage.

Chiarelli came to the Bruins following seven seasons with the Ottawa Senators, five as their Director of Legal Relations and two as Assistant General Manager. He was involved in all aspects of that team's hockey operations, including contract research and negotiations, salary arbitration and all player personnel matters. He was also involved in overseeing Ottawa's top developmental affiliate, the Binghamton Senators of the American Hockey League. The Senators had four 100+ point seasons during his tenure, never finished below 94 points and they finished with

the League's top record in 2002-03 and the best record in the Eastern Conference in 2005-06 with 113 points in each of those seasons.

A native of Ottawa, Ontario, Chiarelli played four seasons of college hockey at Harvard University, where he served the team as captain. He had 21 goals and 28 assists for 49 points with 70 penalty minutes in 109 career college games and earned his degree in Economics in 1987. He obtained his law degree from the University of Ottawa. He was admitted to the Ontario bar in 1993 and spent six years as a lawyer and player agent prior to joining the Senators front office.

Chiarelli (pronounced shuh-RELL-ee) and his wife Alicia have two children, daughter Talia and son Cameron.





Cam Neely is in his third season in the Bruins front office, as he returned to the organization in September, 2007 as a Vice President. In that capacity, he serves as an advisor to General Manager Peter Chiarelli on player development and other hockey operations issues and works with club Principal Charlie Jacobs on the club's business operations. He also serves the team as an Alternate Governor.


Originally a 1983 first round draft pick of the Vancouver Canucks, Neely came to Boston in a June, 1986 trade. His potent blend of offensive talent and a punishing physical presence quickly endeared him to Bruins fans and he became one of the most revered players in team history. He earned four NHL Second-Team All-Star berths in Boston, led the team in goals for seven seasons and in points twice and he still ranks fifth overall on the club's all-time goal list and ninth overall on the team's all-time scoring list. He is the club's all-time leader in playoff goals and ranks seventh overall in team history with 87 career playoff points.

He became just the fifth Bruin in team history to record a 50-goal season when he set a club record for goals by a right wing with 55 in 1989-90 and he was just the second player in team history to record consecutive 50-goal campaigns when he followed that with 51 tallies in

1990-91. His 50 goals in only 44 games in 1993-94 tied as the second-fastest such feat in NHL history and was all the more remarkable because he had missed most of the previous season with thigh and knee injuries. The 1993-94 winner of the Bill Masterton Trophy was forced into retirement by those injuries in September, 1996. The Bruins retired his number 8 in January 12, 2004 ceremonies and he was elected into the Hockey Hall of Fame in 2005.

His impact on the city of Boston was not confined to the ice, as he has long been actively involved in many charitable efforts. Along with his brother and sisters, he established the Cam Neely Foundation for Cancer Care in 1995 in memory of his parents, Mike and Marlene. In addition to the Neely House, which provides housing and support for families of patients undergoing cancer treatments, the Foundation supports the Neely Cancer Fund, whose initiatives include the Neely Center for Clinical Cancer Research, the Neely Cell Therapy and Collection Center and the Neely Pediatric Bone Marrow Transplant Unit in its mission to fund treatment and research efforts.

Neely and his wife Paulina have two children, son Jack and daughter Ava.





JIM BENNING

Assistant General Manager



Jim Benning is in his fourth season with the Bruins and his third as the club's Assistant General Manager, as he was named to that post on July 14, 2007. In that position, he serves as an advisor to General Manager Peter Chiarelli on all matters pertaining to player evaluation, trades and free agent signings, in addition to assisting the General Manager in overseeing all individuals in their specific duties for the Bruins.

Benning joined the Bruins in July, 2006 as the team's Director of Player Personnel and was in that position for one season before assuming his current duties.

He came to the Bruins after twelve seasons in the Buffalo Sabres organi-

zation including eight seasons as that team's Director of Amateur Scouting. In that position, he oversaw the club's scouting staff and led the team at the annual NHL Entry Draft, in addition to scouting prospects at the high school, college and junior hockey levels as well as in Europe.

A former defenseman, he was drafted by Toronto as their first pick, sixth overall, in the 1981 NHL Entry Draft and played nine seasons in the National Hockey League with the Maple Leafs and Vancouver Canucks. He played one season in Europe before retiring as a player in 1992 and attended college for one year before joining the Anaheim organization as an amateur scout.

Benning and his wife Rhonda have four children, sons Brandon and Nicholas and daughters Danica and Isabella.



DON SWEENEY

Assistant General Manager



Don Sweeney is in his fourth season in the Bruins front office and is in his first season as Assistant General Manager. He joined Peter Chiarelli's staff in June, 2006 as the team's Director of Player Development and added the position of Director of Hockey Operations to his portfolio in July, 2007 before being named to his current position at the start of this season. He oversees the development of the team's drafted prospects at the

AHL, junior hockey, college and European levels in addition to having a supervisory role in the day-to-day operations of the hockey department.


Sweeney organized and ran the team's first off-season Development Camp in July, 2007, bringing the club's top prospects to Boston in advance of the main September training camp. Development camp gives the prospects the opportunity to get to know each other on and off the ice while teaching them the level of dedication and training necessary for them to

reach the next stage of their careers. The Development Camp is now an annual event, with the third such camp held this past July.

Drafted by the Bruins as their eighth pick, 166th overall, in the 1984 NHL Entry Draft, he went on to play four seasons of college hockey at Harvard University. He earned both NCAA East All-American and ECAC First Team All-Star honors with the Crimson and played in the 1986 NCAA Finals before graduating with a degree in Economics.

The defenseman played 16 seasons in the National Hockey League, including 15 in a Bruins uniform. He is one of just two defensemen and four players in team history to play over 1,000 games in a Boston sweater and he still ranks third on the team's all-time games played list. He also ranks in the top ten of the club's all-time lists in career goals, assists and points by a defenseman. He played his final NHL season with the Dallas Stars in 2003-04.

Sweeney and his wife Christine have twin sons, Jarrod and Tyler.





SCOTT BRADLEY

Director of Player Personnel



Scott Bradley is in his 17th season in the Bruins organization, his second as Director of Player Personnel following eleven seasons as the club's Director of Amateur Scouting. In his current position, he scouts both professional and amateur levels for all Bruins personnel, including club prospects and current roster players.

A native of British Columbia, he played part of

one season as an American Hockey League goaltender and then coached for five seasons with the Tier II Junior A and Senior AAA League teams in Abbotsford, BC, including an Allan Cup championship squad in 1989-90.

He served for three seasons as a scout for the WHL's Seattle Thunderbirds before joining Boston's scouting staff on a full-time basis in 1993-94, concentrating on those draft-eligible players in the western region of the United States and Canada.



WAYNE SMITH

Director of Amateur Scouting



Wayne Smith is in his fourth season in the Bruins organization, his second as the team's Director of Amateur Scouting. He works closely with Director of Player Personnel Scott Bradley in overseeing the efforts of the team's amateur scouting staff in addition to scouting those North American and European players eligible for the annual NHL Entry Draft.

Smith has spent the past three seasons with Boston based out of Ontario. He concentrated on those amateur players throughout Ontario and Quebec in his first season with the team and then assumed the position of Head Scout in 2007, scouting all amateur prospects worldwide eligible for the NHL Entry Draft.

He came to the Bruins organization following seven seasons as a regional scout for the Columbus Blue Jackets.



JOHN WEISBROD

Director of Collegiate Scouting



John Weisbrod is in his fourth season with the Bruins, his second as the Director of Collegiate Scouting following two seasons scouting professional leagues for the club. In his current position, he scouts draft-related free agents at colleges throughout the United States and Canada.

Weisbrod played college hockey at Harvard University from 1987-1991 and won an NCAA championship with the Crimson in 1988-89. He was drafted by Minnesota as their fourth pick, 73rd overall, in the 1987 NHL Entry Draft and

played part of one pro season in Kansas City/IHL before a shoulder injury forced his retirement as a player.

He worked as a scout for the New Jersey Devils and also served four years as General Manager of the IHL's Orlando franchise, during which the Solar Bears won the 2001 IHL Turner Cup championship.

He became the General Manager for the NBA's Orlando Magic in 2001 and held that position until May, 2005, when he resigned in order to return to hockey. He came to the Bruins organization following one year as a professional leagues scout for the Dallas Stars.





SCOUTING STAFF



Mike Chiarelli is in his second season with the Bruins organization. He is based out of Ottawa and scouts amateur prospects in Ontario.



Denis LeBlanc is in his third season in the Bruins organization. He is an amateur prospects scout based in Quebec.



Adam Creighton is in his ninth season in the Bruins organization. He is a professional leagues scout based out of Ontario.



Dean Malkoc is in his third season in the Bruins organization. He scouts amateur prospects in Western Canada. He played four NHL seasons with Vancouver, Boston (73 games from 1996-97 to 1997-98) and NY Islanders.



Scott Fitzgerald is in his fourth season in the Bruins organization. Based out of Boston, he scouts amateur prospects at regional high schools and colleges in addition to the Quebec Major Junior Hockey League.



Mike McGraw is in his eighth season in the Bruins organization. Based out of Minnesota, he scouts high school and college prospects in the Midwest U.S. as well as the United States Hockey League.



Jack Higgins is in his second season in the Bruins organization. He is an amateur prospects scout based out of Ontario.



Tom McVie is in his 16th season in the Bruins organization, his 11th in a scouting capacity. Based out of Washington state, he scouts professional leagues on the West coast.



Jukka Holtari is in his third season in the Bruins organization. Based in Finland, he scouts amateur prospects in Europe.



Svenake Svensson is in his 19th season in the Bruins organization. Based in Sweden, he scouts throughout Europe.



HOCKEY OPERATIONS SUPPORT STAFF



JOHN BUCYK
Team Road Services Coordinator



DALE HAMILTON-POWERS
Director of Administration



RYAN NADEAU
Manager of Hockey Administration





Claude Julien is in his third season behind the Boston bench, having been named the 28th head coach in team history on June 21, 2007.

He has led the Bruins to an outstanding 40-point improvement in his two seasons at the helm with a 94-48-22 record and .640 win percentage in that span. He is the reigning Jack Adams Trophy winner as the league's top coach

and was the winning coach of the Eastern Conference team at the 2009 NHL All-Star Game.

Julien led the team in 2007-08 to an 18-point improvement over their previous season with a 41-29-12 record while decreasing their goals against by 67, the second-best defensive improvement in the league. The club then returned to post-season play under his tutelage for the first time since 2004.

He bettered that in 2008-09 with a 22-point jump as the club's 53-19-10 record and 116 points were the best record in the Eastern Conference, second overall in the NHL and the third best totals in club history. The team then won their first playoff series since 1999 with a four-game sweep over the Montreal Canadiens. He was named the NHL Coach of the Year by *The Sporting News* in addition to the Jack Adams Trophy.

Julien joined the Bruins with ten years of coaching experience at the junior hockey, AHL and NHL levels in addition to a 12-year professional playing career.

He began his coaching career in 1996 with the Hull Olympiques of the Quebec Major Junior Hockey League and he led that team for four seasons, compiling a 141-109-16 record and .560 win percentage in 266 regular season games. His Hull teams made the playoffs in each of his seasons behind the bench and he won a Memorial Cup championship with the Olympiques in 1996-97.

He then moved to the American Hockey League, as Montreal tapped him to lead their top affiliate in Hamilton in 2000. He coached the Bulldogs for two-plus seasons with a 98-77-19-11 record and .551 win percentage in 205 AHL games. Hamilton had a 33-6-3-3 record in 45 games in 2002-03 when he was promoted to Montreal in January of that season and he shared the AHL's Coach of the Year honors that year with current Bruins assistant coach Geoff Ward, who succeeded him behind the Bulldogs bench. Julien also was selected as head coach of the Planet/USA Team at the AHL All-Star Game that season.

Julien coached his first full NHL season in Montreal in 2003-04, leading

the Canadiens to their best record in ten years with 93 points and also coached them to a first round upset victory over the Bruins in the 2004 playoffs. He was named the head coach in New Jersey on June 13, 2006 and he compiled a 47-24-8 record for 102 points and a first place standing in the Atlantic Division in 79 games in 2006-07 before he was replaced behind the Devils bench.

He has also coached at the international level, winning a Bronze medal as head coach of Team Canada at the 2000 World Junior Championship and a Silver medal as an assistant coach for Team Canada in the 1999 World Juniors. He served as an assistant coach for Team Canada in the 2006 World Championships.

Julien enjoyed a 12-year professional career as a defenseman at the IHL, CHL, AHL and NHL levels. He played 14 career NHL games with one assist and 25 penalty minutes over two seasons with the Quebec Nordiques in 1984-85 and 1985-86. He had 246 points in 469 career American Hockey League games with Fredericton, Baltimore, Halifax and Moncton.

Julien and his wife Karen have a daughter, Katryna Chanel.



STATS

REGULAR SEASON

PLAYOFFS

Season	Team	League	GP	W	L	T	O	PTS	PCT	GP	W	L	PCT
1996-97	Hull Olympiques	QMJHL	70	48	19	3	-	99	.707	14	12	2	.857
1997-98	Hull Olympiques	QMJHL	70	32	37	1	-	65	.464	11	6	5	.545
1998-99	Hull Olympiques	QMJHL	70	23	38	9	-	55	.393	23	15	8	.652
1999-2000	Hull Olympiques	QMJHL	72	42	24	6	-	90	.625	15	9	6	.600
2000-01	Hamilton Bulldogs	AHL	80	28	41	6	5	67	.419	-	-	-	-
2001-02	Hamilton Bulldogs	AHL	80	37	30	10	3	87	.544	15	10	5	.667
2002-03	Hamilton Bulldogs	AHL	45	33	6	3	3	72	.800	-	-	-	-
	Montreal Canadiens	NHL	36	12	16	3	5	32	.444	-	-	-	-
2003-04	Montreal Canadiens	NHL	82	41	30	7	4	93	.567	11	4	7	.364
2005-06	Montreal Canadiens	NHL	41	19	16	-	6	44	.537	-	-	-	-
2006-07	New Jersey Devils	NHL	79	47	24	-	8	102	.646	-	-	-	-
2007-08	Boston Bruins	NHL	82	41	29	-	12	94	.573	7	3	4	.429
2008-09	Boston Bruins	NHL	82	53	19	-	10	116	.707	11	7	4	.636
NHL Totals			402	213	134	10	45	481	.598	29	14	15	.483
Boston Totals			164	94	48	-	22	210	.640	18	10	8	.556





DOUG HOUDA

Assistant Coach



Doug Houda is in his fourth season in the Bruins organization as an Assistant Coach of the team.

He came to the Bruins following three seasons as an assistant coach with the Rochester Americans, the American Hockey League affiliate of the Buffalo Sabres. The Amerks had a 125-86-16-13 record over his three seasons as an assistant coach, including a 51-19-4-6 record and a franchise-record of 112 points in 2004-05, which was the top record in the AHL that season.

The Alberta native was drafted by Detroit as their second pick, 28th overall, in the 1984 NHL Entry Draft and the defenseman enjoyed a 15-year career in the National Hockey League. He had 19-63=82 totals and 1,104 PIM in 561 career NHL games with Buffalo, Detroit, Hartford, NY Islanders, Los Angeles and Anaheim.

He also played over 500 games at the AHL level over his 17-year professional playing career. He joined the Amerks' coaching staff upon his retirement as a player in 2003, spending his final playing season as the Rochester captain.

Houda and his wife Shelley have two children, son Kris and daughter Toni.



CRAIG RAMSAY

Assistant Coach



Craig Ramsay is in his third season in the Bruins organization, as he was named to Claude Julien's staff on August 1, 2007.

Ramsay brought a wealth of experience to the Bruins both from a 14-year NHL playing career and over 20 years of coaching, scouting and front office positions with NHL teams.

The left wing was Buffalo's first pick in the 1971 NHL Amateur Draft and played his entire 14-year NHL career with the Sabres. He won the Selke Trophy as the league's top defensive forward in 1984-85 and his 776 consecutive games played streak from 1973-1983 ranks fourth overall in NHL history. He retired in 1985 with 252-420=672 totals in 1,070 career NHL games.

He then moved into the Sabres front office, serving eight seasons in a variety of roles including interim head coach, assistant coach, director of player personnel and assistant general manager.

Ramsay left the Sabres in 1993, joining the Florida Panthers as an associate coach and he has since held assistant, associate and head coaching positions with Ottawa, Philadelphia and Tampa Bay. He spent seven seasons as an associate coach with the Lightning prior to coming to Boston, winning a Stanley Cup championship with Tampa Bay in 2003-04.

Ramsay and his wife Susan have four children, sons Travis, Jad and Brendon and daughter Summer.





GEOFF WARD

Assistant Coach



Geoff Ward is in his third season in the Bruins organization, as he was named to Claude Julien's staff on August 1, 2007.

He came to Boston with 12 years of coaching experience at the OHL and AHL levels in addition to two head coaching stints in Germany.

Ward began his coaching career in the OHL, guiding both Kitchener and Guelph from 1994-1999. He then joined the professional ranks in Arkansas (ECHL) and Bad Nauheim (Germany) from 1999-2001.

He began a five-year affiliation with the Edmonton Oilers organization in 2001 when he was named an assistant coach with the AHL's Hamilton Bulldogs under head coach Claude Julien. When Julien earned the Montreal Canadiens' head coaching position in January, 2003, Ward took over Hamilton's coaching reins and led that team to the 2003 Calder Cup Finals. He shared the AHL's Coach of the Year honors with Julien in 2002-03. He spent three seasons coaching the Oilers' top AHL affiliates from 2002-2005 with an 83-80-24-8 record as an AHL head coach. He also served as Edmonton's Development Coach in the 2005-06 season.

Ward and his wife Carolyn have four children, sons Cody and Sawyer and daughters Kylie and Hannah.



BOB ESSENSA

Goaltending Coach



Bob Essensa is in his seventh season with the Bruins organization since he was named as the club's goaltending coach on September 9, 2003.

Based out of his home in Michigan, Essensa joins the team at various times during the season to work with the organization's goaltenders both in Boston and in Providence.

Essensa played four seasons of college hockey at Michigan State University from 1983-97, earning CCHA First Team All-Star honors in 1984-85 and a Second Team All-Star berth in 1985-86.

He was drafted by Winnipeg as their fifth pick, 71st overall, in the 1983 NHL Entry Draft and played five-plus seasons in the Jets organization, including a career-best 33-win season in 1992-93.

He played for six NHL teams over a 14-year professional career and played his final NHL season with the Buffalo Sabres in 2001-02. His NHL career record was 173-176-47 with a 3.15 goals against average and 18 shutouts in 446 games with Winnipeg, Detroit, Edmonton, Phoenix, Vancouver and Buffalo.

Essensa and his wife Jeanine have three sons, Josh, Ben and Jake.





JOHN WHITESIDES

Strength and Conditioning Coach



John Whitesides is in his ninth season as the Strength and Conditioning Coach for the Bruins. In that position, he is responsible for designing and implementing the strength, flexibility, conditioning and testing programs for all players within the Bruins' system - the NHL team, their AHL affiliate team and prospects that have not yet turned pro. He also designed a website accessible only to current players by which they receive their off-season conditioning programs. In addition, he assists in player re-habilitation after both off- and on-ice injuries.

He came to the Bruins following four years as the assistant strength and conditioning coach for Boston College, where he worked with 17 of their sports teams, but primarily with the men's hockey and football and women's basketball teams. He was with the Eagles in 2001 when they won the NCAA men's national hockey championship.



Whitesides began his career as a teaching assistant for Dr. Stephen Butterfield in the Adapted Physical Education classes, where his duties included evaluating students working with special needs children. He then began his graduate studies at the University of Maine where he taught classes in Theories of Conditioning and Kinesiology, while responsible for the Exercise Physiology and Biomechanics Laboratories. Soon after, he became a Graduate Apprentice to Boston College's Head Coach of Strength and Conditioning, Greg Finnegan.

He is a double graduate of the University of Maine, earning his Bachelor's degree in Health and Physical Education in 1995 and his Master's degree in Exercise Physiology in 1997. He was also a member of the Varsity Football Team.

Whitesides is married to wife Virginia.



BRANT BERGLUND

Video Analyst



Brant Berglund is in his seventh season with the organization as the team's video analyst.

He graduated from Boston University in 2001 with a degree in communications. While a student at Boston University, he worked with the Terriers' nationally-ranked hockey program as a team manager and later as a video coordinator.

He also worked with USA Hockey at the 2007 World Championships in Moscow as that team's Video Coach.

Berglund and his wife Elizabeth have a daughter, Elsa.





DON DELNEGRO

Athletic Trainer



Don DelNegro is in his 17th season as the team's athletic trainer.

Prior to joining the Bruins, he served for five years as the Director of Sports Medicine at Williams College in Williamstown, MA. He has also served as the head athletic trainer for the U.S. Olympic Bobsled and Luge teams at the 1992 Olympic Games in Albertville, France; for Team USA at the 2000, 2005 and

2007 World Hockey Championships and as head trainer for the U.S. men's hockey team at the 2006 Olympic Games in Turin, Italy.

He holds a Bachelor of Science degree in Athletic Training from Westfield State College and a Master of Science degree in the same field from Indiana State University.

DelNegro and his wife Claire have a daughter, Renee.



SCOTT WAUGH

Physical Therapist



Scott Waugh is in his 12th season as the team's Physical Therapist, a position he also held with the club during the 1992-93 season.

A 1990 graduate of the University of Lowell with a degree in Physical Therapy/Athletic Training, he has previously worked for Boston College athletics, with the NFL's Atlanta Falcons and the 1991 USA Hockey Olympic

training camp.

In addition to his duties with the Bruins, he is also presently the Rehabilitation Coordinator for the Boston Red Sox, Clinical Director of Rehabilitation for Mass General Hospital Sports Medicine and is co-owner of Sports and Physical Therapy Associates with 15 centers located around the Greater Boston area.

Scott and his wife Kim have three children, daughter Caitlin and sons Andrew and Matthew.



DEREK REPUCCI

Assistant Athletic Trainer and Massage Therapist



Derek Repucci is in his fourth season with the Bruins as the team's assistant athletic trainer and massage therapist.

He is a double graduate of Springfield College, holding a Bachelor's degree in athletic training and a Master's degree in exercise science and sports studies. He was certified in massage therapy by the New Hampshire Institute of Therapeutic Arts.

Prior to joining the Bruins, he served as assistant athletic trainer and massage therapist at Duke University, where he also owned and operated an on-campus massage clinic in conjunction with the campus health center and the department of athletics. He has also worked for minor league teams in both baseball and hockey.

Repucci is single.





MARK DUMAS

Equipment Manager



Mark Dumas is in his fourth season as the team's equipment manager.

He began his career as an equipment manager in the North American Hockey League in 1980. After five seasons in the NAHL, he moved to the AHL's Binghamton Whalers for the 1985-86 season. Binghamton changed their NHL affiliation in 1990 to become the AHL farm club of the New York Rangers and

Dumas remained with the Binghamton club for another seven seasons.

When the Rangers switched their AHL affiliation to Hartford in 1997-98, he moved with the team and served in the same capacity with the Wolfpack for one season.

Prior to coming to Boston, the native of Utica, NY spent seven seasons as the head equipment manager for the Wilkes-Barre/Scranton Penguins of the AHL.

Dumas and his wife Betty have two sons, Mark and Matthew.



KEITH ROBINSON

Assistant Equipment Manager



Keith Robinson is in his 22nd season with the Bruins, his 17th as an assistant equipment manager.

He began with the team in 1988-89 as a locker room assistant for five seasons before assuming his current position.

A native of Tewksbury, MA, he graduated from Tewksbury High School in 1987.

Keith and his wife Stephanie have two sons, Kolton and Ty.



MATT FALCONER

Assistant Equipment Manager



Matt Falconer is in his first season with the team as an assistant equipment manager, but he has been involved with the organization in several capacities since 2003.

He began as a locker room assistant while still in high school, helping the equipment staff at home games. He became an intern in the hockey operations department in 2006 while

working toward his Sports Management degree at Newbury College and he was hired as a hockey operations assistant in 2007. He earned his degree in May, 2009 and moved into his current position in August.

The native of Waltham, MA is single.



THE PLAYERS





BOSTON BRUINS 2009-2010 ROSTER

Forwards	Hgt	Wgt	Date of Birth	Place of Birth	Pronunciation	
ARNIEL, Jamie	5-11	191	November 16, 1989	Kingston, Ontario	JAY-mee	ahr-NEEL
BEGIN, Steve	6-0	192	June 14, 1978	Trois-Rivieres, Quebec	STEEV	bay-ZHAN
BERGERON, Patrice	6-2	194	July 24, 1985	Ancienne-Lorette, Quebec	pah-TREES	BUHR-zhuhr-ahn
BITZ, Byron	6-5	215	July 21, 1984	Saskatoon, Saskatchewan	BIGH-ruhn	BIHTZ
HAMILL, Zach	5-11	173	September 23, 1988	Vancouver, British Columbia	ZAK	HA-mihl
KNACKSTEDT, Jordan	6-3	195	September 28, 1988	Saskatoon, Saskatchewan	JOHR-duhn	kuh-NAK-stehd
KOBASEW, Chuck	5-11	192	April 17, 1982	Vancouver, British Columbia	CHUHK	KOH-buh-soo
KREJCI, David	6-0	178	April 28, 1986	Sternberk, Czech Republic	DAY-vihd	KRAY-chee
LARMAN, Drew	6-3	195	May 15, 1985	Buffalo, New York	DROO	LAHR-muhn
LEHTONEN, Mikko	6-5	203	April 1, 1987	Espoo, Finland	MEE-koh	LEH-tuh-nehn
LoVECCHIO, Jeff	6-2	198	August 26, 1985	Arlington Heights, Illinois	JEHF	loh-VEH-kee-oh
LUCIC, Milan	6-3	228	June 7, 1988	Vancouver, British Columbia	MEE-lahn	LOO-cheech
MARCHAND, Brad	5-9	183	May 11, 1988	Halifax, Nova Scotia	BRAD	MAR-shand
MARQUARDT, Matt	6-3	222	July 19, 1987	North Bay, Ontario	MAT	MAHR-kwahr
NELSON, Levi	6-0	187	April 28, 1988	Calgary, Alberta	LEE-vigh	NEHL-suhn
RECCHI, Mark	5-10	195	February 1, 1968	Kamloops, British Columbia	MAHRK	REH-kee
RIENDEAU, Yannick	5-11	187	June 18, 1988	Boucherville, Quebec	YAH-nihk	ree-EHN-doh
RYDER, Michael	6-0	192	March 31, 1980	St. John's, Newfoundland	MIGH-kuhl	RIGH-duhr
SAVARD, Marc	5-10	191	July 17, 1977	Ottawa, Ontario	MAHRK	suh-VAHRD
SOBOTKA, Vladimir	5-11	193	July 2, 1987	Trebic, Czech Republic	VLA-duh-meer	suh-BOHT-kuh
STURM, Marco	6-0	194	September 8, 1978	Dingolfing, Germany	MAHR-koh	STUHRM
THORNTON, Shawn	6-2	217	July 23, 1977	Oshawa, Ontario	SHAHN	THOHRN-tuhn
WHEELER, Blake	6-5	208	August 31, 1986	Robbinsdale, Minnesota	BLAYK	WEE-luhr
WHITFIELD, Trent	5-11	209	June 17, 1977	Estevan, Saskatchewan	TREHNT	WIHT-feeld
Defensemen	Hgt	Wgt	Date of Birth	Place of Birth	Pronunciation	
BODNARCHUK, Andrew	5-11	185	July 11, 1988	Drumheller, Alberta	AN-droo	BAWD-nahr-chuhk
BOYCHUK, Johnny	6-2	225	January 19, 1984	Edmonton, Alberta	JAW-nee	BOI-chuhk
CHARA, Zdeno	6-9	255	March 18, 1977	Trencin, Slovakia	zuh-DAY-noh	CHAH-ruh
FATA, Drew	6-1	220	July 28, 1983	Sault Ste. Marie, Ontario	DROO	FA-tuh
ERENCE, Andrew	5-11	189	March 17, 1979	Edmonton, Alberta	AN-droo	FAIR-ehnts
HUNWICK, Matt	5-11	193	May 21, 1985	Warren, Michigan	MAT	HUHN-wihk
McKELVIE, Zach	6-2	196	February 22, 1985	St. Paul, Minnesota	ZAK	muh-KEHL-vee
McQUAID, Adam	6-5	209	October 12, 1986	Charlottetown, Pr. Edw. Isl.	A-duhm	mih-KWAYD
MORRIS, Derek	6-0	220	August 24, 1978	Edmonton, Alberta	DAIR-ihk	MOHR-ihs
PENNER, Jeff	5-10	191	April 13, 1987	Winnipeg, Manitoba	JEHF	PEH-nuhr
STUART, Mark	6-2	213	April 27, 1984	Rochester, Minnesota	MAHRK	STOO-uhrt
WIDEMAN, Dennis	6-0	196	March 20, 1983	Kitchener, Ontario	DEH-nihs	WIGHD-muhn
WOZNIEWSKI, Andy	6-5	225	May 25, 1980	Chicago, Illinois	AN-dee	wahz-NOO-skee
Goaltenders	Hgt	Wgt	Date of Birth	Place of Birth	Pronunciation	
DALTON, Matt	6-1	194	July 4, 1986	Clinton, Ontario	MAT	DAHL-tihn
RASK, Tuukka	6-2	171	March 10, 1987	Savonlinna, Finland	TOO-kuh	RASK
REGAN, Kevin	6-0	195	July 25, 1984	Boston, Massachusetts	KEH-vihn	REE-guhn
SABOURIN, Dany	6-4	200	September 2, 1980	Val d'Or, Quebec	DA-nee	SA-boo-rihn
THOMAS, Tim	5-11	208	April 15, 1974	Flint, Michigan	TIHM	TAH-muhs





JAMIE ARNIEL #72

Center | 5'11" | 191 lbs. | Shoots Right
Born: November 16, 1989 in Kingston, Ontario | Hometown: Kingston, Ontario

Full Name:

Jamie Gregory Arniel

Nicknames:

Arny, Arns

Family:

Single

Fun Fact:

His uncle, Scott, played 12 NHL seasons in Winnipeg, Buffalo & Boston (29 Bruins games in 1991-92).

Hobbies/Special Interests:

Working out.

If he could play with any Bruin in history, he'd pick:

Bobby Orr.

Most memorable hockey moments:

Getting drafted by the Bruins, playing his first pro game (with Providence in the 2009 playoffs) & scoring his first pro goal.

Worst habit:

Cracking his knuckles.

Hockey ritual:

Putting on his left pieces of equipment before his right ones.

Biggest fear/phobia:

Insects.

First job:

Chef at Boston Pizza.

One thing he has too much of:

Electronics.

Five Favorites:

Pre-game meal..... Chicken parm & pasta

NHL team growing up.....Ottawa Senators

NHL player growing up.....Joe Sakic

Boston team..... Red Sox

Junk food..... Chips



CAREER:

2008-09: Signed a pro contract with the Bruins on May 13 and joined the AHL Providence Bruins during their playoff run ... Had one goal in eight AHL post-season games ... **Juniors:** Played four seasons of junior hockey in the Ontario Hockey League with Guelph and Sarnia ... Had 101-95=196 totals with 147 PIM in 252 career junior games ... Split the 2007-08 season between Guelph and Sarnia with 27-20=47 totals in 60 combined games, finishing third among Sarnia's goal scorers ... Finished second the Sarnia scoring race in 2008-09 with career season-high totals of 32-36=68 in 63 games ... **International:** Played for Team Canada in the 2007 U-18

Championship where his linemates included 2008 first round NHL draft picks Steven Stamkos and Zach Boychuk.

TRANSACTIONS:

Boston's fourth pick, 97th overall, in the 2008 NHL Entry Draft.

PRONUNCIATION:

JAY-mee ahr-NEEL



STATS

REGULAR SEASON

PLAYOFFS

Season	Team	League	GP	G	A	PTS	PIM	PP	SH	GW	+/-	GP	G	A	PTS	PIM
2005-06	Guelph Storm	OHL	61	11	8	19	30	-	-	-	-	15	2	0	2	4
2006-07	Guelph Storm	OHL	68	31	31	62	51	-	-	-	-	4	2	2	4	0
2007-08	Guelph Storm	OHL	20	9	4	13	16	-	-	-	-	-	-	-	-	-
	Sarnia Sting	OHL	40	18	16	34	22	-	-	-	-	9	2	2	4	6
2008-09	Sarnia Sting	OHL	63	32	36	68	28	-	-	-	-	5	1	2	3	4
	Providence Bruins	AHL	-	-	-	-	-	-	-	-	-	8	1	0	1	0





STEVE BEGIN #27

Center | 6'0" | 192 lbs. | Shoots Left
Born: June 14, 1978 in Trois-Rivieres, Quebec | Hometown: Brossard, Quebec



Photo: Eric Levin/Elevin Studios



Full Name:

Steve Begin

Nickname:

Beige

Family:

Wife, Amelie Cadrin; Daughters, Meanne & Maylia

Fun Fact:

He played in the NHL's first regular season outdoor game between Montreal and Edmonton on November 22, 2003 in Edmonton's Commonwealth Stadium.

If he could play with any Bruin in history, he'd pick:

Cam Neely.

His "Welcome to the NHL" moment:

"My second NHL game I was hit pretty hard and the next day it made the front page of the newspaper under the headline "Welcome to the NHL!"

The strangest thing about Boston is:

The old and the new are mixed up.

If he could meet anyone in history, he'd pick:

Maurice Richard - "I just want to shake his hand!"

Worst habit:

Arguing - "I'm always right."

One thing that would surprise his teammates:

He designed his entire house.

Biggest fear/phobia:

Heights.

First job:

Landscaping.

Five Favorites:

Food.....Steak

NHL player growing upMark Messier

Junk food.....Poutine

Non-hockey sport to playSoccer

Dessert.....Cheesecake

Steve Begin is in his 13th professional season, his first as a Bruin after signing with the team as a free agent on July 1, 2009.

His physical style of play has led to a number of injuries over the years and he has played in 60-plus games in an NHL season just twice. But that style is what makes him valuable to his teammates and an irritant to opponents.

"He's a tremendous instigator through physical play," says Bruins General Manager Peter Chiarelli. "He instigates both as an effective player and simply to instigate."

Drafted by Calgary as their third pick, 40th overall, in the 1996 NHL Entry Draft, he split his first four pro seasons between Calgary and their AHL affiliate in Saint John. He won a Calder Cup championship with the AHL Flames in 2000-01 and was named the post-season Most Valuable Player during that run with 17 points in 19 playoff games.

Begin broke into the NHL on a full-time basis in 2001-02 and played two full seasons in Calgary before he was traded to Buffalo in a multi-player deal in July, 2003. He never played a game with the Sabres, however, as he was claimed in the NHL Waiver Draft by the Montreal Canadiens at the start of the 2003-04 season.

It was in Montreal that he enjoyed his most productive NHL seasons, twice scoring ten-or-more goals. His best offensive season came with the Canadiens in 2005-06 when he scored 11 goals and added 12 assists for 23 points while also compiling career NHL season-highs in games played (76) and penalty minutes (113).

He was traded to Dallas in February, 2009 following five-plus seasons in the Canadiens organization and had 7-5=12 totals in 62 combined games last season.





CAREER:

2008-09: Began the season in Montreal with 6-4=10 totals in 42 games before his Feb. 26 trade to Dallas ... Added 1-1=2 totals in 20 Stars games ... Had two multiple-point games with 1-1=2 efforts each Dec. 4 vs. NY Rangers and Dec. 18 vs. Philadelphia ... Had points in consecutive games once, Nov. 24-26 (1-1=2 totals) ... Played his 400th NHL game Mar. 24 vs. Vancouver ... **2007-08:** Injuries, including a shoulder injury suffered Dec. 6 vs. Boston limited

him to a career-low 44 games on the season ... Two of his three goals on the year came Nov. 21 at NY Islanders and matched his previous career-high for goals in a game ... Had two multiple-point games, both two-point efforts ... **2006-07:** Had points in consecutive games twice, from Oct. 31-Nov. 2 (1-1=2 totals) and Mar. 27-30 (1-1=2 totals) ... Was second on the team with 167 hits, despite missing 30 games to back and foot injuries ... Played his 300th NHL game Mar. 31 vs. Buffalo ... **2005-06:** Enjoyed his best career offensive season with 11-12=23 totals while playing a career-high 76 games ... Was also a career-best +9 on the season ... Had three multiple-point games, including a career-high 1-2=3 effort Oct. 31 at NY Rangers ... Had a career-best three-game point streak from Oct. 31-Nov. 4 (2-3=5 totals) ... Had points in consecutive games on three other occasions ... Had four shorthanded points, including two goals ... Played his 200th NHL game Nov. 29 at Ottawa ... Missed five games with a knee sprain ... **2004-05:** Played the NHL lock-out season in the AHL with Hamilton where he had 10-3=13 totals in 21 games ... **2003-04:** Reached double-digits in goals for the first time in his NHL career with ten tallies ... Had two multiple-point games, including his first career two-goal effort scored Feb. 14 at Ottawa ... Had points in consecutive games on three occasions, Feb. 1-3 (2-0=2 totals), Feb. 19-21 (1-1=2 totals) and Mar. 6-8 (2-1=3 totals) ... Missed 23 games with a shoulder injury ... Played his first NHL playoff game Apr. 7 at Boston and recorded his first career playoff point with an assist vs. the Bruins on Apr. 17 ... **2002-03:** Scored three goals on the season with all three coming on the road and two of the three tallied vs. Nashville ... Played his 100th NHL game Jan. 29 in Dallas ... Missed 12 games to injury ... **2001-02:** Played his first full NHL season ... Had two multiple-point games, including his first career multiple-point night Nov. 23 at Buffalo (1-1=2 totals) ... Had points in consecutive games twice, Dec. 29-31 (2-1=3 totals) and Mar. 13-14 (1-1=2 totals) ... Scored his first career power play goal Oct. 13 at Dallas ... Missed 15 games to injury ... **2000-01:** Spent most of the season with the Flames' AHL affiliate in Saint John with 14-14=28 totals in 58 games ... Added 10-7=17 totals in 19 playoff games as the AHL Flames won the Calder Cup championship and he was named the playoff MVP ... Played four scoreless games on recall to Calgary from Jan. 25-Feb. 6 ... **1999-2000:** Spent most of the season in Saint John/AHL with 13-12=25 totals in 47 games, missing the final ten games of the season with an injury ... Began the season in Calgary, playing six games before his Oct. 26 assignment to Saint John ... Recorded his first NHL point with an assist Oct. 16 vs. Vancouver ... Recalled to Calgary on two more occasions, from Feb. 7-24 and Mar. 17-19 ... Scored his first NHL goal Feb. 12 in Phoenix ... **1998-99:** Played his first full pro season with Calgary's AHL affiliate in Saint John ... Had 11-9=20 totals in 73 games with a pro career-high of 156 penalty minutes ... **1997-98:** Began the season in Calgary, playing five scoreless games and missing six with a shoulder injury before he was returned to his junior team in Val d'Or ... Played his first NHL game Oct. 1 vs. Detroit ... **1996-97:** Joined Saint John/AHL during their playoff run at the conclusion of his junior season in Val d'Or ... Had two assists in four AHL post-season contests ... **Juniors:** Played three seasons of junior hockey with Val d'Or of the QMJHL with 44-73=117 totals and 520 penalty minutes in 157 career junior games ... **International:** Won a Silver medal with Team Canada at the 1998 World Junior championships.

TRANSACTIONS:

Calgary's third pick (second round), 40th overall, in the 1996 NHL Entry Draft ... Traded to Buffalo by Calgary with Chris Drury for Steve Reinprecht and Rhett Warrener, July 3, 2003 ... Claimed by Montreal from Buffalo in NHL Waiver Draft, Oct. 3, 2003 ... Traded to Dallas by Montreal for Doug Janik, Feb. 26, 2009 ... Signed by Boston as a free agent, July 1, 2009.

PRONUNCIATION:

STEEV bay-ZHAN





STEVE BEGIN #27



NHL FIRSTS:

Game.....Nov. 1, 1997 vs. Detroit
Goal.....Feb. 12, 2000 at Phoenix
Assist & Point.....Oct. 16, 1999 vs. Vancouver

SINGLE-GAME HIGHS:

Goals.....2 - 2x, last Nov. 21, 2007 at NY Islanders
Assists.....2 - 2x, last Oct. 31, 2005 at NY Rangers
Points.....3 - Oct. 31, 2005 at NY Rangers (1-2=3)

STREAKS:

Goals.....2 - 6x, last Nov. 12-15, 2005 (2-0=2)
Assists.....1 - 37x, last Mar. 24, 2009 (0-1=1)
Points.....3 - Oct. 31-Nov. 4, 2005 (2-3=5)

CAREER VS. NHL TEAMS

Vs.	GP	G	A	PTS	PIM
Anaheim Ducks	14	2	0	2	27
Atlanta Thrashers	13	1	0	1	12
Boston Bruins	27	1	3	4	28
Buffalo Sabres	30	3	5	8	27
Calgary Flames	7	0	1	1	2
Carolina Hurricanes	19	2	4	6	22
Chicago Blackhawks	5	1	0	1	8
Colorado Avalanche	10	0	0	0	12
Columbus Blue Jackets	8	1	0	1	12
Dallas Stars	7	1	0	1	24
Detroit Red Wings	11	1	1	2	14
Edmonton Oilers	12	1	0	1	22
Florida Panthers	16	2	2	4	13
Los Angeles Kings	13	1	2	3	10
Minnesota Wild	9	2	1	3	26
Montreal Canadiens	5	0	0	0	12
Nashville Predators	7	2	0	2	5
New Jersey Devils	15	0	0	0	4
New York Islanders	13	4	1	5	4
New York Rangers	16	3	3	6	10
Ottawa Senators	24	6	3	9	17
Philadelphia Flyers	16	3	3	6	19
Phoenix Coyotes	10	1	1	2	18
Pittsburgh Penguins	14	2	2	4	33
St. Louis Blues	12	1	0	1	9
San Jose Sharks	8	0	0	0	21
Tampa Bay Lightning	12	1	0	1	12
Toronto Maple Leafs	30	3	3	6	25
Vancouver Canucks	12	0	3	3	8
Washington Capitals	14	2	1	3	26

STATS

REGULAR SEASON

PLAYOFFS

Season	Team	League	GP	G	A	PTS	PIM	PP	SH	GW	+/-	GP	G	A	PTS	PIM
1996-97	Val d'Or Foreurs	QMJHL	58	13	33	46	229	-	-	-	-	10	0	3	3	8
	Saint John Flames	AHL	-	-	-	-	-	-	-	-	-	4	0	2	2	6
1997-98	Calgary Flames	NHL	5	0	0	0	23	0	0	0	Ev	-	-	-	-	-
	Val d'Or Foreurs	QMJHL	35	18	17	35	73	-	-	-	-	15	2	12	14	34
1998-99	Saint John Flames	AHL	73	11	9	20	156	-	-	-	-	7	2	0	2	18
1999-2000	Calgary Flames	NHL	13	1	1	2	18	0	0	0	-3	-	-	-	-	-
	Saint John Flames	AHL	47	13	12	25	99	-	-	-	-	-	-	-	-	-
2000-01	Calgary Flames	NHL	4	0	0	0	21	0	0	0	Ev	-	-	-	-	-
	Saint John Flames	AHL	58	14	14	28	109	-	-	-	-	19	10	7	17	18
2001-02	Calgary Flames	NHL	51	7	5	12	79	1	0	0	-3	-	-	-	-	-
2002-03	Calgary Flames	NHL	50	3	1	4	51	0	0	1	-7	-	-	-	-	-
2003-04	Montreal Canadiens	NHL	52	10	5	15	41	0	1	1	+6	9	0	1	1	10
2004-05	Hamilton Bulldogs	AHL	21	10	3	13	20	-	-	-	-	4	0	2	2	8
2005-06	Montreal Canadiens	NHL	76	11	12	23	113	1	2	2	+9	2	0	0	0	2
2006-07	Montreal Canadiens	NHL	52	5	5	10	46	0	0	0	-6	-	-	-	-	-
2007-08	Montreal Canadiens	NHL	44	3	5	8	48	0	0	0	Ev	12	0	3	3	8
2008-09	Montreal Canadiens	NHL	42	6	4	10	27	0	0	1	-5	-	-	-	-	-
	Dallas Stars	NHL	20	1	1	2	15	0	0	0	-1	-	-	-	-	-
NHL Totals			409	47	39	86	482	2	3	5	-4	23	0	4	4	20





PATRICE BERGERON #37

Center | 6'2" | 194 lbs. | Shoots Right

Born: July 24, 1985 in Ancienne-Lorette, Quebec | Hometown: Quebec City, Quebec

Full Name:

Patrice Bergeron-Cleary

Nickname:

Bergy

Family:

Single

Fun Fact:

Became the youngest player in team history to record a 30-goal season (20 years, 262 days) with his 30th and 31st goals on Apr. 13, 2006 vs. Montreal.

Hobbies/Special Interests:

Music.

If he could play with any Bruins in history, he'd pick:

Ray Bourque, Cam Neely and John Bucyk.

The best thing about Boston is:

Having a park in the middle of the city.

The strangest thing about Boston is:

The one-way streets.

One thing he has too many of:

Hats.

Current pro athlete he most admires:

Tiger Woods.

If he could live anywhere in the world for a year, he'd choose:

Rome.

His ideal NHL linemate would be:

Peter Forsberg.

Five Favorites:

ColorBlue

Dessert Chocolate chip cookies

Non-hockey sport to play Soccer

Vacation spot Anguilla

Subject in schoolHistory



Photo: Eric Levin/Elevin Studios

Patrice Bergeron is just 24 years old, but is already in his seventh pro season, having made the Bruins roster as an 18-year-old with just one full season of junior hockey on his resume.

Drafted by the Bruins as their second pick, 45th overall, in the 2003 NHL Entry Draft, he became the youngest player in the NHL when he made the Boston team in 2003-04 and he quickly earned his place on everyone's list of the top young players in the game.

"He's a tremendous two-way player," says Bruins General Manager Peter Chiarelli. "And he's a big competitor."

The 2004-05 season was marked by an NHL lockout, so the Quebec native opted to play for the AHL Providence Bruins to continue his adjustment to the pro game and that led to him becoming the youngest player in the AHL the year after he held that distinction in the NHL.

It also allowed him to compete in the 2005 World Junior Championships and he was named the Most Valuable Player while leading that tournament in scoring. He became the first Canadian player ever to play in a World Championship before a World Junior, as he had played for Team Canada in the 2004 World Championships at the conclusion of his rookie NHL campaign.


He established career season-highs of 31 goals and 73 points while winning his first team scoring title in 2005-06 and followed that with a second 70-point season in 2006-07.

A serious concussion suffered just ten games into the 2007-08 schedule ended that season, but he rebounded to play his usual strong two-way game last season.





PATRICE BERGERON #37



CAREER:

Has an 8/28 record in NHL shootouts (2 deciding goals) ... **2008-09:** Had six multiple-point games with his season-high a 1-2=3 effort Apr. 9 vs. Montreal ... Had a five-game point streak from Feb. 28-Mar. 8 (1-5=6 totals) and had points in consecutive games on nine other occasions ... Went 0 for 7 in shootouts ... Recorded his 200th NHL/Bruins point in a two-assist effort Nov. 19 vs. Buffalo ... Played his 300th NHL/Bruins game Apr. 2 vs. Ottawa ...

Missed 18 games to injury (flu, concussion, foot) ... Added five assists in 11 playoff games, including a two-assist effort May 12 vs. Carolina ... **2007-08:** Had 3-4=7 totals in ten games when he suffered a concussion and broken nose after being hit into the boards from behind on Oct. 27 vs. Philadelphia ... Missed the remaining 72 games of the season plus the playoffs with the injury ... Had two multiple-point games, both two-point efforts ... Had a three-game assist/point streak from Oct. 12-18 (1-4=5 totals) ... Took one shootout shot (no goal) ... **2006-07:** Established a career season-high in assists (48) and scored 20+ goals for the second straight season ... Had 18 multiple-point games with his season-high a five-assist effort Dec. 19 in Ottawa, which was a career-high for assists and points in a game ... Had a career-best ten-game point streak from Dec. 7-29 (6-11=17 totals) ... Had a nine-game point streak from Nov. 16-Dec. 2 (2-10=12 totals) ... Had a five-game point streak from Nov. 2-11 (3-4=7 totals) ... Factored into four straight game-winning goals from Nov. 11-18, scoring twice (once in overtime), a deciding shootout goal and an overtime assist ... Played his 200th NHL game Jan. 29 vs. NY Rangers ... Recorded his 100th NHL assist Feb. 13 vs. Edmonton ... Missed five games to injury (oblique muscle) ... **2005-06:** Led the team in goals and points and was second overall in assists ... Set career season-highs in games, goals, assists and points with 31-42=73 totals in 81 games ... Became the youngest player in team history to record a 30-goal season (20 years, 262 days) with his 30th and 31st goals Apr. 13 vs. Montreal (Barry Pederson, 20 years, 335 days in 1981-82) ... Had 22 multiple-point games, including five three-point efforts which matched his previous career game-high and four two-goal games, which matched his previous career game-best ... Had two five-game point streaks, from Dec. 22-30 (1-5=6 totals) and Jan. 24-Feb. 2 (3-6=9 totals) ... Had a four-game point streak from Mar. 12-18 (2-4=6 totals) ... Played his 100th NHL game Dec. 7 at Colorado and recorded his 100th NHL point with an assist Mar. 21 vs. Atlanta ... Missed one game to illness (flu) ... **2004-05:** Spent the season in Providence/AHL, where he finished fourth in the team's scoring race with 21-40=61 totals and 59 PIM in 68 games ... Was the youngest player in the AHL ... Named AHL Player of the Week Nov. 15-21 (3-6=9 totals) ... Had a 2-3=5 effort Nov. 20 vs. Portland ... Added 5-7=12 totals in 16 playoff games as the AHL Bruins advanced to the Eastern Conference Finals ... Played for the Canadian Team in the AHL All-Star Game ... **2003-04:** Was the NHL's youngest player ... Ranked fifth among NHL rookies in both goals and points and ranked fourth in rookie assists ... Had seven multiple-point games with his career-high a 1-2=3 effort Oct. 18 in Los Angeles ... Had a four-game assist/point streak from Oct. 15-21 (1-5=6 totals) ... The Bruins were 23-4-4-0 in games in which he recorded a point ... Played his first NHL game Oct. 8 vs. New Jersey, recorded his first NHL point with an assist Oct. 15 in Dallas (game-winning goal) and scored his first NHL goal in a 1-2=3 effort Oct. 18 in Los Angeles ... Played in the Young Stars Game during NHL All-Star weekend with one assist ... Was fourth on the team in playoff scoring, including the overtime goal Apr. 9 in game two ... Missed 11 games with a shoulder injury ... **Juniors:** Played just one full year of junior hockey with Acadie-Bathurst ... Had 23-50=73 totals and 62 PIM in 70 games in 2002-03 and added 15 points in 11 playoff games that season ... **International:** Played for Team Canada in the World Championships in both 2004 (1-0=1 totals and 4 PIM in nine games while winning a Gold medal) and 2006 (second in tournament scoring with 6-8=14 totals and two PIM in nine games) ... Also represented Canada at the 2005 World Junior Championships, becoming the first Canadian player ever to play in a World Championship before a World Junior ... Won a Gold medal at the WJC, was named the tournament Most Valuable Player and to the All-Tournament Team, and led the tourney in scoring with 5-8=13 totals with 6 PIM in six games.

PRONUNCIATION:

pah-TREES BUHR-zuhr-ahn



TRANSACTIONS:

Boston's second pick, 45th overall, in the 2003 NHL Entry Draft.





PATRICE BERGERON #37



NHL FIRSTS:

Game.....Oct. 8, 2003 vs. New Jersey
Goal.....Oct. 18, 2003 at Los Angeles
Assist & Point.....Oct. 15, 2003 at Dallas

SINGLE-GAME HIGHS:

Goals.....2 - 7x, last Dec. 14, 2006 vs. New Jersey
Assists.....5 - Dec. 19, 2006 at Ottawa
Points.....5 - Dec. 19, 2006 at Ottawa (0-5=5)

STREAKS:

Goals.....3 - 2x, last Jan. 28-Feb. 2, 2006 (3-0=3)
Assists.....4 - 4x, last Nov. 25-Dec. 2, 2006 (0-6=6)
Points.....10 - Dec. 7-29, 2006 6-11=17

CAREER VS. NHL TEAMS

Vs.	GP	G	A	PTS	PIM
Anaheim Ducks	4	1	3	4	2
Atlanta Thrashers	13	4	9	13	8
Boston Bruins	-	-	-	-	-
Buffalo Sabres	23	5	9	14	12
Calgary Flames	4	1	1	2	2
Carolina Hurricanes	14	3	6	9	0
Chicago Blackhawks	5	1	3	4	0
Colorado Avalanche	4	0	4	4	2
Columbus Blue Jackets	3	1	1	2	0
Dallas Stars	5	2	2	4	2
Detroit Red Wings	4	1	2	3	0
Edmonton Oilers	4	2	3	5	2
Florida Panthers	16	6	8	14	8
Los Angeles Kings	4	1	4	5	2
Minnesota Wild	3	1	2	3	2
Montreal Canadiens	27	8	11	19	14
Nashville Predators	3	0	1	1	2
New Jersey Devils	15	4	7	11	0
New York Islanders	13	4	2	6	6
New York Rangers	16	3	6	9	2
Ottawa Senators	27	6	13	19	8
Philadelphia Flyers	15	4	7	11	4
Phoenix Coyotes	4	2	2	4	0
Pittsburgh Penguins	14	3	7	10	0
St. Louis Blues	2	1	0	1	2
San Jose Sharks	4	2	1	3	2
Tampa Bay Lightning	15	5	11	16	4
Toronto Maple Leafs	23	5	12	17	2
Vancouver Canucks	4	1	0	1	0
Washington Capitals	15	3	11	14	0

STATS

REGULAR SEASON

PLAYOFFS

Season	Team	League	GP	G	A	PTS	PIM	PP	SH	GW	+/-	GP	G	A	PTS	PIM
2001-02	Acadie-Bathurst Titan	QMJHL	4	0	1	1	0	-	-	-	-	-	-	-	-	-
2002-03	Acadie-Bathurst Titan	QMJHL	70	23	50	73	62	-	-	-	-	11	6	9	15	6
2003-04	Boston Bruins	NHL	71	16	23	39	22	7	0	2	+5	7	1	3	4	0
2004-05	Providence Bruins	AHL	68	21	40	61	59	-	-	-	-	16	5	7	12	4
2005-06	Boston Bruins	NHL	81	31	42	73	22	12	1	6	+3	-	-	-	-	-
2006-07	Boston Bruins	NHL	77	22	48	70	26	14	0	6	-28	-	-	-	-	-
2007-08	Boston Bruins	NHL	10	3	4	7	2	2	0	0	+2	-	-	-	-	-
2008-09	Boston Bruins	NHL	64	8	31	39	16	1	1	1	+2	11	0	5	5	11
NHL/Boston Totals			303	80	148	228	88	36	2	15	-16	18	1	8	9	11






Photo: Eric Levin/Elevin Studios



Full Name:

Byron John Bitz

Nickname:

Bitzy

Family:

Wife, Christina

Fun Facts:

Graduated from Cornell University with a Business degree ... Plays the saxophone.

Hobbies/Special Interests:

Golf and fishing.

If he could play with any Bruin in history, he'd pick:

Cam Neely.

His ideal NHL linemate would be:

Former Bruin Adam Oates.

The best thing about Boston is:

The passion of the fans.

The strangest thing about Boston is:

The amount of one-way streets.

The best advice he received growing up:

Be thankful for your gifts and don't waste them.

If he could pick two celebrity parents, he'd choose:

Tom Cruise and Katie Holmes.

One thing he has too many of:

Socks.

First job:

Gas station attendant.

Five Favorites:

ColorBlue

Pump-up song*Symphony of Destruction*

DessertStrawberries

GadgetiPod

Subject in schoolMath

Byron Bitz is in his third pro season and is looking to spend his first full season in the NHL after spending most of his first two years at the AHL level in Providence.

At 6'5" and 215 pounds, the Saskatchewan native uses his size and strength well to gain room for himself and his linemates.

"Byron has the ability to protect pucks and create offense down low," says Bruins Assistant General Manager Don Sweeney. "He made a nice transition last year coming up in mid-season, showing some versatility playing both the win and center position and killing penalties as well. And, he played his best hockey in the playoffs."

Bitz was drafted by the Bruins as their fourth pick, 107th overall, in the 2003 NHL Entry Draft.

He went on to play four seasons of college hockey at Cornell University from

2003-2007 with 28 goals and 60 assists for 88 points and 155 penalty minutes in 124 career college games. He was second in the school's scoring race in both 2005-06 and 2006-07 and earned both Third Team All-ECACHL and First Team All-Ivy League honors while captaining the team in his senior season of 2006-07. He graduated from Cornell with a Business degree.

He played his first pro season with Boston's AHL affiliate in Providence in 2007-08, scoring 13 goals and 27 points with 70 penalty minutes in 61 games during his rookie pro year.

He began last season with the P-Bruins as well, but was recalled to Boston on January 10 and earned a spot on the lineup for the remainder of the regular season and playoffs. He played 35 games in his inaugural NHL season with four goals and seven points, including scoring his first career point in his first career game with an assist on January 10 vs. Carolina.





BYRON BITZ #61



CAREER:

2008-09: Recorded his first NHL multiple-point game with a two-goal effort Feb. 24 vs. Florida ... Had points in consecutive games once with 3-0=3 totals from Feb. 24-26 ... Played his first NHL game Jan. 10 vs. Carolina with his first NHL point an assist in that contest ... Scored his first NHL goal Feb. 7 vs. Philadelphia ... Did not dress for six games (coach's decision) ... Played five Boston playoff games, including his first NHL playoff contest Apr. 20 at Montreal and recorded his first playoff point with an assist in that game ... Scored his first NHL playoff goal May 14 in game seven vs. Carolina ... Did not dress for six post-season games (coach's decision) ... Began the season in Providence/AHL with 3-7=10 totals and 68 penalty minutes in 37 AHL Bruins games ... Was recalled to Boston on Jan. 10 for the remainder of the season and returned to Providence for their playoff run at the conclusion of the Boston post-season ... **2007-08:** Played his first professional season with Boston's AHL affiliate in Providence ... Had 13-14=27 totals and 70 PIM in 61 games ... **College:** Played four seasons of college hockey at Cornell University with 28-60=88 totals and 155 penalty minutes in 124 career college games ... Earned Third Team All-ECACHL and First Team All-Ivy League honors in 2006-07 ... Was second in the team's scoring race in both 2005-06 and 2006-07 ... Captained the team his senior season in 2006-07.

TRANSACTIONS:

Boston's fourth pick, 107th overall, in the 2003 NHL Entry Draft

PRONUNCIATION:

BIGH-ruhn BIHTZ



NHL FIRSTS:

Game.....Jan. 10, 2009 vs. Carolina
Goal.....Feb. 7, 2009 vs. Philadelphia
Assist & Point.....Jan. 10, 2009 vs. Carolina

SINGLE-GAME HIGHS:

Goals.....2 - Feb. 24, 2009 vs. Florida
Assists.....1 - 3x, last Mar. 3, 2009 vs. Philadelphia
Points.....2 - Feb. 24, 2009 vs. Florida (2-0=2)

STREAKS:

Goals.....2 - Feb. 24-26, 2009 (3-0=3)
Assists.....1 - 3x, last Mar. 3, 2009 (0-1=1)
Points.....2 - Feb. 24-26, 2009 (3-0=3)

CAREER VS. NHL TEAMS

Vs.	GP	G	A	PTS	PIM
Anaheim Ducks	1	1	0	1	0
Atlanta Thrashers	-	-	-	-	-
Boston Bruins	-	-	-	-	-
Buffalo Sabres	1	0	0	0	0
Calgary Flames	-	-	-	-	-
Carolina Hurricanes	2	0	1	1	0
Chicago Blackhawks	-	-	-	-	-
Colorado Avalanche	-	-	-	-	-
Columbus Blue Jackets	1	0	0	0	0
Dallas Stars	-	-	-	-	-
Detroit Red Wings	-	-	-	-	-
Edmonton Oilers	-	-	-	-	-
Florida Panthers	2	2	0	2	0
Los Angeles Kings	-	-	-	-	-
Minnesota Wild	-	-	-	-	-
Montreal Canadiens	3	0	1	1	2
Nashville Predators	1	0	0	0	0
New Jersey Devils	2	0	0	0	0
New York Islanders	3	0	0	0	2
New York Rangers	3	0	0	0	0
Ottawa Senators	4	0	0	0	2
Philadelphia Flyers	3	1	1	2	2
Phoenix Coyotes	-	-	-	-	-
Pittsburgh Penguins	1	0	0	0	0
St. Louis Blues	1	0	0	0	0
San Jose Sharks	1	0	0	0	0
Tampa Bay Lightning	2	0	0	0	5
Toronto Maple Leafs	1	0	0	0	0
Vancouver Canucks	-	-	-	-	-
Washington Capitals	3	0	0	0	5

STATS

REGULAR SEASON

PLAYOFFS

Season	Team	League	GP	G	A	PTS	PIM	PP	SH	GW	+/-	GP	G	A	PTS	PIM
2003-04	Cornell Univ. Big Red	ECACHL	31	5	16	21	36	-	-	-	-	-	-	-	-	-
2004-05	Cornell Univ. Big Red	ECACHL	29	5	10	15	20	-	-	-	-	-	-	-	-	-
2005-06	Cornell Univ. Big Red	ECACHL	35	10	18	28	52	-	-	-	-	-	-	-	-	-
2006-07	Cornell Univ. Big Red	ECACHL	29	8	16	24	47	-	-	-	-	-	-	-	-	-
2007-08	Providence Bruins	AHL	61	13	14	27	70	-	-	-	-	10	1	1	2	6
2008-09	Boston Bruins	NHL	35	4	3	7	18	0	0	0	Ev	5	1	1	2	2
	Providence Bruins	AHL	37	3	7	10	68	-	-	-	-	-	-	-	-	-
NHL/Boston Totals			35	4	3	7	18	0	0	0	Ev	5	1	1	2	2





ANDREW BODNARCHUK #65

Defense | 5'11" | 185 lbs. | Shoots Left
Born: July 11, 1988 in Drumheller, Alberta | Hometown: Hammonds Plains, Nova Scotia



CAREER:

2008-09: Played his first professional season with Boston's AHL affiliate in Providence ... Had 1-8=9 totals with 33 penalty minutes in 62 regular season games and added two assists and 22 PIM in 15 AHL playoff games ... **2007-08:** Again joined Providence for the AHL playoffs at the end of his junior season but did not appear in a game ... **2006-07:** Joined Providence for the AHL playoffs at the conclusion of his junior season and played one scoreless post-season game with the AHL Bruins ... **Juniors:** Played three seasons of junior hockey with Halifax in the Quebec Major Junior Hockey League with 32-91=123 totals and 321 PIM in 196 career junior

games ... Was named to the QMJHL All-Rookie Team in 2005-06 ... Finished fourth in the Mooseheads scoring race in 2006-07 ... Earned team Best Defenseman honors in 2007-08 and also served as team captain that season.

TRANSACTIONS:

Boston's fifth pick, 128th overall, in the 2006 NHL Entry Draft.

PRONUNCIATION:

AN-droo BAWD-nahr-chuhk



Photo courtesy of Providence Bruins

Full Name:

Andrew Scott Bodnarchuk

Nicknames:

Mucky, Bods, Chuck

Family:

Single

Fun Fact:

He grew up in Hammonds Plains, Nova Scotia with fellow Bruins prospect Brad Marchand.

Hobbies/Special Interests:

Golf and cars.

If he could play with any Bruin in history, he'd pick:

Terry O'Reilly.

His ideal defense partner is:

Bobby Orr.

Hockey hero:

His dad - "I always looked up to him growing up."

The best thing about Boston is:

The people and the history.

The best advice he received growing up:

Never forget where you came from and who helped you get where you are.

Worst habit:

Biting his nails.

Biggest fear/phobia:

He hates the feel of cotton balls.

Five Favorites:

Food Salmon

Subject in school Math

Website YouTube

Junk Food Doritos

Superhero Batman



STATS

REGULAR SEASON

PLAYOFFS

Season	Team	League	GP	G	A	PTS	PIM	PP	SH	GW	+/-	GP	G	A	PTS	PIM
2005-06	Halifax Mooseheads	QMJHL	68	6	17	23	136	-	-	-	-	11	0	2	2	22
2006-07	Halifax Mooseheads	QMJHL	63	16	41	57	96	-	-	-	-	12	1	10	11	25
	Providence Bruins	AHL	-	-	-	-	-	-	-	-	-	1	0	0	0	0
2007-08	Halifax Mooseheads	QMJHL	65	10	33	43	89	-	-	-	-	14	0	9	9	16
2008-09	Providence Bruins	AHL	62	1	8	9	33	-	-	-	-	15	0	2	2	22





JOHNNY BOYCHUK #55

Defense | 6'2" | 225 lbs. | Shoots Right
Born: January 19, 1984 in Edmonton, Alberta | Hometown: Edmonton, Alberta

Full Name:

John Paul Boychuk

Nickname:

Boych

Family:

Single

Fun Facts:

Plays the guitar and collects old coins.

If he could play with any Bruin in history, he'd pick:

Ray Bourque.

Most memorable hockey moment:

Winning the Eddie Shore Award as the AHL's top defenseman in 2008-09.

The best thing about Boston is:

The history.

The strangest thing about Boston is:

Boston accents.

Three items he'd take if stranded on a desert island:

A gazebo, his iPod and a genie.

One thing that would surprise his teammates:

He likes cooking.

If he could pick two celebrities as his parents, he'd pick:

Rachael Ray and Donald Trump.

Biggest fear/phobia:

Heights.

Five Favorites:

NHL team growing up.....Edmonton Oilers

Vacation spot.....Mexico

Junk food.....Nachos

Subject in school.....Math

Website.....YouTube




Photo: Eric Levin/Elevin Studios

Johnny Boychuk is in his sixth professional season and his second in the Bruins organization after being acquired in a June, 2008 trade with Colorado. Although he has played five NHL games over the last two seasons, he is looking to make the jump from the American Hockey League to the NHL on a full-time basis this year.

"He's finding his game and improving rapidly," says Bruins General Manager Peter Chiarelli. "John has a big shot and can find lanes."

Boychuk was drafted by Colorado as their second pick, 72nd overall, in the 2002 NHL Entry Draft and he turned pro in 2004 following a four-year junior hockey career with Calgary and Moose Jaw of the Western Hockey League.

He has spent the majority of his pro career to date in the American Hockey League, first with Colorado's AHL affiliates in Hershey, Lowell, Albany and Lake Erie and last season with Boston's top feeder in Providence.

He enjoyed a tremendous season in Providence in 2008-09 as he more than doubled his previous best pro offensive numbers with 20 goals and 46 assists for 66 points in 78 games while posting a +19 plus/minus rating.

His efforts set a Providence record for points by a defenseman, led all AHL blue-liners in scoring and earned him the Eddie Shore Trophy as the AHL's Top Defenseman in addition to a First Team AHL All-Star berth and team Best Defenseman and Most Valuable Player honors.


Boychuk was recalled once to Boston last season, playing his first game as a Bruin on December 4 at Tampa Bay.

"He had a terrific year for us last year as a first-year player in the organization," says Bruins Assistant General Manager Don Sweeney. "I think he'll really push some guys to solidify himself as an NHL player."





JOHNNY BOYCHUK #55



CAREER:

2008-09: Spent most of the season in Providence/AHL where he led the team in scoring with 20-46=66 totals and 61 penalty minutes in 78 AHL Bruins games ... Was named the AHL's Eddie Shore Award winner as the AHL's outstanding defenseman as voted by AHL coaches, players and media members ... Was also named a First Team AHL All-Star ... Set a Providence club record for points by a defenseman while leading all AHL defensemen in scoring with 66 points in addition to plus/minus at +19 ... Was named the team's MVP as well as Best Defenseman ... Added 3-

5=8 totals in 16 AHL post-season games ... Was voted into the starting lineup for the Canadian team at the 2009 AHL All-Star Classic ... Recalled once to Boston from Dec. 1-7 and played his first game as a Bruin Dec. 4 at Tampa Bay ... Did not dress for one Boston game (coach's decision) ... **2007-08:** Spent most of the season in Lake Erie/AHL with 8-18=26 totals and 63 PIM in 60 AHL games ... Was second among that team's defensemen in scoring and led all club blueliners in power play points with 17 ... Recalled twice to Colorado, playing four scoreless games ... Played his first NHL game Jan. 5 vs. NY Islanders ... **2006-07:** Played the season in Albany/AHL where he was second in defenseman scoring with 10-18=28 totals and 125 PIM ... Was the only player to play in all 80 games ... **2005-06:** Spent the season in Lowell/AHL with 6-26=32 totals while playing in a team-high 74 games ... Was third on the team with 73 PIM ... **2004-05:** Played his first pro season with Hershey/AHL ... Had 3-12=15 totals and 69 PIM in 80 games ... Led team defensemen in games played ... **2002-03:** Joined Hershey at the conclusion of his junior season, but did not play in any post-season games with the Bears ... **Juniors:** Played four seasons of junior hockey in the Western Hockey League with Calgary and Moose Jaw ... Had 38-95=133 totals with 307 PIM in 265 career junior games ... Named Calgary's Rookie of the Year in 2000-01 ... Led Moose Jaw in playoff scoring in 2003-04 and was named team playoff MVP ... Was a +25 in 2002-03 ... Won the Hardest Shot competition at the NHL's 2002 Top Prospects Skills Evaluation with a 96 mph blast.

TRANSACTIONS:

Colorado's second pick (third round), 72nd overall, in the 2002 NHL Entry Draft ... Traded to Boston by Colorado for Matt Hendricks, June 24, 2008.

PRONUNCIATION:

JAW-nee BOI-chuhk



NHL FIRSTS:

Game.....Jan. 5, 2008 vs. NY Islanders
Goal.....None
Assist.....None

SINGLE-GAME HIGHS:

Goals.....None
Assists.....None
Points.....None

STREAKS:

Goals.....None
Assists.....None
Points.....None

CAREER VS. NHL TEAMS

Vs.	GP	G	A	PTS	PIM
Anaheim Ducks	-	-	-	-	-
Atlanta Thrashers	-	-	-	-	-
Boston Bruins	-	-	-	-	-
Buffalo Sabres	-	-	-	-	-
Calgary Flames	-	-	-	-	-
Carolina Hurricanes	-	-	-	-	-
Chicago Blackhawks	1	0	0	0	0
Colorado Avalanche	-	-	-	-	-
Columbus Blue Jackets	1	0	0	0	0
Dallas Stars	-	-	-	-	-
Detroit Red Wings	1	0	0	0	0
Edmonton Oilers	-	-	-	-	-
Florida Panthers	-	-	-	-	-
Los Angeles Kings	-	-	-	-	-
Minnesota Wild	-	-	-	-	-
Montreal Canadiens	-	-	-	-	-
Nashville Predators	-	-	-	-	-
New Jersey Devils	-	-	-	-	-
New York Islanders	1	0	0	0	0
New York Rangers	-	-	-	-	-
Ottawa Senators	-	-	-	-	-
Philadelphia Flyers	-	-	-	-	-
Phoenix Coyotes	-	-	-	-	-
Pittsburgh Penguins	-	-	-	-	-
St. Louis Blues	-	-	-	-	-
San Jose Sharks	-	-	-	-	-
Tampa Bay Lightning	1	0	0	0	0
Toronto Maple Leafs	-	-	-	-	-
Vancouver Canucks	-	-	-	-	-
Washington Capitals	-	-	-	-	-

STATS

REGULAR SEASON

PLAYOFFS

Season	Team	League	GP	G	A	PTS	PIM	PP	SH	GW	+/-	GP	G	A	PTS	PIM
2000-01	Calgary Hitmen	WHL	66	4	8	12	61	-	-	-	-	12	1	1	2	17
2001-02	Calgary Hitmen	WHL	70	8	32	40	85	-	-	-	-	7	1	1	2	6
2002-03	Calgary Hitmen	WHL	40	8	18	26	58	-	-	-	-	-	-	-	-	-
	Moose Jaw Warriors	WHL	27	5	17	22	32	-	-	-	-	13	2	6	8	29
2003-04	Moose Jaw Warriors	WHL	62	13	20	33	71	-	-	-	-	10	1	9	10	9
2004-05	Hershey Bears	AHL	80	3	12	15	69	-	-	-	-	-	-	-	-	-
2005-06	Lowell Lock Monsters	AHL	74	6	26	32	73	-	-	-	-	-	-	-	-	-
2006-07	Albany River Rats	AHL	80	10	18	28	125	-	-	-	-	5	1	1	2	4
2007-08	Colorado Avalanche	NHL	4	0	0	0	0	0	0	0	+1	-	-	-	-	-
	Lake Erie Monsters	AHL	60	8	18	26	63	-	-	-	-	-	-	-	-	-
2008-09	Boston Bruins	NHL	1	0	0	0	0	0	0	0	Ev	-	-	-	-	-
	Providence Bruins	AHL	78	20	46	66	61	-	-	-	-	16	3	5	8	19
NHL Totals			5	0	0	0	0	0	0	0	+1	-	-	-	-	-
Boston Totals			1	0	0	0	0	0	0	0	Ev	-	-	-	-	-





ZDENO CHARA #33

Defense | 6'9" | 255 lbs. | Shoots Left
Born: March 18, 1977 in Trencin, Slovakia | Hometown: Trencin, Slovakia

Full Name:

Zdeno Chara

Nickname:

Zee

Family:

Wife, Tatiana; Daughter, Eliz Victoria

Fun Fact:

Plays the drums ... Speaks seven languages (English, Slovak, Czech, German, Swedish, Russian, Polish) ... His father, Zdenek, was a wrestler on Czechoslovakia's 1976 Olympic Team.

Hobbies/Special Interests:

Cycling, wrestling and outdoor sports.

If he could play with any Bruin in history, he'd pick:

John Bucyk.

Most memorable hockey moments:

Playing his first NHL game and winning the Norris Trophy.

The best thing about Boston is:

Being on the water, the parks and the things to do.

The best advice he received growing up:

Be humble and say please and thank you.

If he could live anywhere in the world for a year, he'd pick:

Fiji.

First job:

Working in a car wash.

Current pro athletes he most admires:

Roger Federer and Alberto Contador.

Five Favorites:

Pump-up song *Smells Like Teen Spirit*

Food Italian

Vacation spot Florida

Subject in school Geography

Pre-game meal Chicken and pasta




Photo: Eric Levin/Elevin Studios

Zdeno Chara is in his 13th pro season, his fourth in a Boston uniform after signing with the team as a free agent in July, 2006. He is the 18th captain in Bruins history and is just the third Slovakian-born captain in NHL annals.

A four-time NHL All-Star, he has developed into the league's dominant defenseman and won his first Norris Trophy as the NHL's top blueliner last season after being a finalist for the award on two previous occasions.

The tallest player in NHL history at 6'9", his strength and conditioning are unmatched and he is equally effective at both ends of the rink, as he possesses a lethal shot that was clocked at an NHL-record 105.4 mph during the 2009 All-Star SuperSkills competition.

"He just has a huge, huge defensive impact on a game," says Boston General Manager Peter Chiarelli. "He's the Norris Trophy winner."

Chara was drafted by the NY Islanders as their third pick, 56th overall, in the

1996 Draft and played four seasons in the Islanders organization before going to Ottawa in the trade that sent Alexei Yashin to New York in June, 2001. Following five seasons with the Senators, during which he twice earned NHL All-Star honors, he came to Boston in July, 2006.

Despite a workload that ranks him among the league's top ice-time leaders each season, he has missed just seven games over his three years in a Bruins uniform and is the unquestioned leader of the team both on and off the ice.

He has been a finalist for the Norris Trophy as the league's top defenseman twice as a Bruin (also once while in Ottawa) and won the award in 2008-09. His 19 goals last season were the most by a Bruins defenseman since Ray Bourque also netted 19 in 1996-97 and he has hit the 50-point mark in each of his last two seasons, including a career-high of 51 in 2007-08.





ZDENO CHARA #33



CAREER:

Was named the 18th Captain in team history on Oct. 3, 2006 ... Has played in four NHL All-Star Games (2003, 2007, 2008, 2009) ... Has a 2/5 record in NHL shootouts (1 deciding goal) ... **2008-09:** Won his first Norris Trophy as the league's top defenseman and was named a First Team All-Star as well ... Scored a career-high 19 goals, the most by a Boston defenseman since Ray Bourque in 1996-97 (19) ... Had 11 multiple-point games, all two-point efforts including matching his career-high for goals in a game with two two-goal nights ... Had two four-game point streaks, from Dec. 6-12 (2-2=4 totals) and Jan. 17-27 (2-3=5 totals) ... Had three three-game point streaks as well ... Went 0 for 1 in shootouts ... Played his 700th NHL game Nov. 6 vs. Toronto, recorded his 200th NHL assist Jan. 10 vs. Carolina, earned his 300th NHL point in a 1-1=2 effort Feb. 5 in Ottawa and scored his 100th NHL goal Feb. 28 vs. Washington ... Did not dress for two games (coach's decision) ... Added 1-3=4 totals in 11 playoff games, including a two-assist effort May 10 vs. Carolina ... Played in his fourth NHL All-Star Game Jan. 25 in Montreal ... Defended his Hardest Shot title for the third straight year with an All-Star SuperSkills record 105.4 mph blast ... **2007-08:** Established career season-highs in assists (34) and points (51) and was voted a finalist for the Norris Trophy as the league's top defenseman ... Had ten multiple-point games, including a career-high for assists in a game with three Jan. 12 at Philadelphia ... Had a six-game point streak from Feb. 16-28 (6-2=8 totals) ... Had two four-game point streaks, from Nov. 10-20 (1-4=5 totals) and Jan. 12-20 (1-5=6 totals) ... Took two shootout shots (one goal) ... Missed five games with a shoulder injury ... Was voted a starter for the Eastern Conference at the All-Star Game and won the Hardest Shot competition for the second straight year with a 103.1 mph shot ... **2006-07:** Led the NHL in average ice time at 27:57 minutes per game ... Had six multiple-point games with his season-high a 1-2=3 effort Feb. 3 at Carolina, which matched his career-high for points in a game ... Had a five-game point streak from Dec. 16-26 (1-4=5 totals) ... Had a four-game assist/point streak from Jan. 11-17 (1-5=6 totals) ... Scored an overtime goal Feb. 3 at Carolina ... Recorded his 200th NHL point with an assist in a 1-1=2 night Jan. 11 vs. NY Islanders ... Played his 600th NHL game Mar. 20 in Montreal ... Played his first game as a Bruin Oct. 6 at Florida and recorded his first points as a Bruin with two assists in that game ... Scored his first goal as a Bruin Oct. 26 vs. Montreal ... Missed two games with a hip injury ... Played in the NHL All-Star Game and scored two goals ... Won the Hardest Shot competition during the All-Star Super Skills events with a 100.4 mph blast ... **2005-06:** Matched his previous career season-high in goals with 16 and set a career-high in points with 43 ... Had nine multiple-point games, all two-point efforts including two two-goal games ... Had a five-game point streak from Dec. 20-28 (3-3=6 totals) ... Had two four-game point streaks, from Oct. 27-Nov. 2 (3-4=7 totals) and Mar. 1-6 (1-3=4 totals) ... Had three game-winning goals, including an overtime score Apr. 11 vs. Boston ... Played his 500th NHL game Jan. 12 vs. San Jose and recorded his 100th NHL assist Nov. 19 vs. New Jersey ... Missed ten games to injury (hand) and served a one-game NHL-imposed suspension for incurring an instigator penalty in the last five minutes of the Dec. 2 game vs. Los Angeles ... Had one multiple-point playoff game, a 1-1=2 effort Apr. 25 at Tampa Bay ... **2004-05:** Played the lockout season with Farjestads in Sweden, leading team defensemen in scoring with 10-15=25 totals in 33 games ... **2003-04:** Named a First Team NHL All-Star and finished second in Norris Trophy balloting as the league's top defenseman ... Set a career season-high in goals with 16 and tied for third in the NHL at +33 ... Had ten multiple-point games, including two three-point efforts ... Missed three games to injury (1, foot; 2, rib) ... **2002-03:** Had seven multiple-point games, including a career-high 2-1=3 effort Nov. 12 at NY Islanders ... Played in the NHL All-Star Game and recorded the second-hardest shot (97.8 mph) in the Skills Competition ... Missed eight games with injury (chest) ... Scored his first career playoff goal Apr. 25 vs. Philadelphia and had one multiple-point playoff game, a two-assist effort Apr. 14 at NY Islanders ... **2001-02:** Led the team and was fifth overall in the NHL at +30 ... Had two multiple-point games, both two-point efforts ... Played his 300th NHL game Mar. 30 vs. Tampa Bay ... Missed seven games with injuries and the flu ... Played his first career playoff game Apr. 17 at Philadelphia and recorded his first playoff point with an assist May 10 at Toronto ... Missed the final two playoff games with a knee injury ... **2000-01:** Led the league in hits with 373 and led the team in penalty minutes with 157 ... Played in a career-high 82 games ... Played his 200th NHL game Jan. 31 vs. New Jersey ... **1999-2000:** Finished second in the NHL with 309 hits ... Had one multiple-point game, a 1-1=2 effort Nov. 3

at NY Rangers, including the game-tying goal ... Played his 100th NHL game Nov. 19 at Colorado ... Missed 16 games with a shoulder injury and one with the flu ... **1998-99:** Split the season between NY Islanders and Lowell/AHL ... Had 2-2= 4 totals in 23 Lowell games with two recalls to New York ... Led NHL rookies in hits with 214 ... Was a +4 Jan. 21 at Pittsburgh ... Scored his first career shorthanded goal Mar. 27 vs. Ottawa ... Scored his first NHL goal Jan. 29 vs. Phoenix ... **1997-98:** Split the season between NY Islanders and their AHL affiliate in Kentucky ... Had 4-9=13 totals in 48 Kentucky games with three recalls to New York ... Played his first NHL game Nov. 19 at Detroit and recorded his first NHL point with an assist Apr. 15 at NY Rangers ... Played for the World Team in the AHL All-Star Game and was named to the AHL All-Rookie Team ... **Juniors:** Played one season of junior hockey with Prince George of the Western Hockey League in 1996-97 ... Led Cougars defensemen in scoring with 3-19=22 totals and 120 PIM in 49 games and added 1-7=8 totals in 15 playoff contests ... Missed 23 games with a broken wrist ... **Europe:** Played junior hockey in Slovakia with his hometown Trencin team ... **International:** Has represented Slovakia in six World Championships - 1999 (1-0=1 totals in six games), 2000 (0-0=0 totals in nine games, Silver medal), 2001 (0-1=1 totals in seven games), 2004 (2-0=2 totals in nine games), 2005 (0-2=2 totals in seven games) and 2007 (3-1=4 totals with 4 PIM in seven games) ... Played for Slovakia in the 2004 World Cup (0-2=2 totals in four games) ... Played for Slovakia in the 2006 Olympics (1-1=2 totals in six games).

AWARDS:


James Norris Memorial Trophy (2008-09) ... NHL First All-Star Team (2003-04, 2008-09) ... NHL Second All-Star Team (2005-06, 2007-08).

TRANSACTIONS:

NY Islanders' third pick, 56th overall, in the 1996 NHL Entry Draft ... Traded to Ottawa by NY Islanders with Bill Muckalt and 2001 first round draft pick (Jason Spezza) for Alexei Yashin, June 23, 2001 ... Signed by Boston as a free agent, July 1, 2006.

PRONUNCIATION:

zuh-DAY-noh CHAH-ruh





ZDENO CHARA #33



NHL FIRSTS:

Game..... Nov. 19, 1997 at Detroit
Goal..... Jan. 29, 1999 vs. Phoenix
Assist & Point..... Apr. 15, 1998 at NY Rangers

SINGLE-GAME HIGHS:

Goals..... 2 - 8x, last Jan. 13, 2009 vs. Montreal
Assists..... 3 - Jan. 12, 2008 at Philadelphia
Points..... 3 - 5x, last Jan. 12, 2008 at Philadelphia (0-3=3)

STREAKS:

Goals..... 3 - 2x, last Feb. 16-21, 2008 (3-0=3)
Assists..... 4 - 3x, last Nov. 10-20, 2007 (0-4=4)
Points..... 6 - 2x, last Feb. 16-28, 2008 (6-2=8)

CAREER VS. NHL TEAMS

Vs.	GP	G	A	PTS	PIM
Anaheim Ducks	10	0	5	5	6
Atlanta Thrashers	34	2	9	11	80
Boston Bruins	35	7	6	13	74
Buffalo Sabres	53	5	18	23	40
Calgary Flames	12	0	1	1	16
Carolina Hurricanes	39	2	14	16	33
Chicago Blackhawks	12	0	3	3	28
Colorado Avalanche	12	0	3	3	11
Columbus Blue Jackets	8	1	1	2	12
Dallas Stars	11	0	1	1	6
Detroit Red Wings	14	0	3	3	18
Edmonton Oilers	12	0	5	5	14
Florida Panthers	35	6	11	17	106
Los Angeles Kings	11	1	3	4	35
Minnesota Wild	8	0	1	1	10
Montreal Canadiens	54	12	13	25	112
Nashville Predators	9	2	1	3	6
New Jersey Devils	41	3	9	12	55
New York Islanders	26	7	11	18	16
New York Rangers	39	7	16	23	60
Ottawa Senators	32	8	7	15	41
Philadelphia Flyers	37	8	11	19	59
Phoenix Coyotes	13	2	4	6	22
Pittsburgh Penguins	41	10	11	21	103
St. Louis Blues	12	2	5	7	8
San Jose Sharks	11	0	1	1	26
Tampa Bay Lightning	37	6	13	19	70
Toronto Maple Leafs	56	8	13	21	65
Vancouver Canucks	13	0	1	1	14
Washington Capitals	40	5	15	20	64

STATS

REGULAR SEASON

PLAYOFFS

Season	Team	League	GP	G	A	PTS	PIM	PP	SH	GW	+/-	GP	G	A	PTS	PIM
1996-97	Prince George Cougars	WHL	49	3	19	22	120	-	-	-	-	15	1	7	8	45
1997-98	New York Islanders	NHL	25	0	1	1	50	0	0	0	+1	-	-	-	-	-
	Kentucky Thoroughblades	AHL	48	4	9	13	125	-	-	-	-	1	0	0	0	4
1998-99	New York Islanders	NHL	59	2	6	8	83	0	1	0	-8	-	-	-	-	-
	Lowell Lock Monsters	AHL	23	2	2	4	47	-	-	-	-	-	-	-	-	-
1999-2000	New York Islanders	NHL	65	2	9	11	57	0	0	1	-27	-	-	-	-	-
2000-01	New York Islanders	NHL	82	2	7	9	157	0	1	0	-27	-	-	-	-	-
2001-02	Dukla Trencin	Slovakia	8	2	2	4	32	-	-	-	-	-	-	-	-	-
	Ottawa Senators	NHL	75	10	13	23	156	4	1	2	+30	10	0	1	1	12
2002-03	Ottawa Senators	NHL	74	9	30	39	116	3	0	2	+29	18	1	6	7	14
2003-04	Ottawa Senators	NHL	79	16	25	41	147	7	0	3	+33	7	1	1	2	8
2004-05	Farjestads	Sweden	33	10	15	25	132	-	-	-	-	13	3	5	8	82
2005-06	Ottawa Senators	NHL	71	16	27	43	135	10	1	3	+17	10	1	3	4	23
2006-07	Boston Bruins	NHL	80	11	32	43	100	9	0	3	-21	-	-	-	-	-
2007-08	Boston Bruins	NHL	77	17	34	51	114	9	1	0	+14	7	1	1	2	12
2008-09	Boston Bruins	NHL	80	19	31	50	95	11	0	3	+23	11	1	3	4	12
NHL Totals			767	104	215	319	1210	53	5	17	+64	63	5	15	20	81
Boston Totals			237	47	97	144	309	29	1	6	+16	18	2	4	6	24





MATT DALTON #75

Goal | 6'1" | 194 lbs. | Catches Left

Born: July 4, 1986 in Clinton, Ontario | Hometown: Clinton, Ontario



CAREER:

College: Played two seasons of college hockey at Bemidji State University with a 20-14-2 record and 2.29 goals against average in 36 career games with the 2.29 career GAA the best in school history ... Named to the All-CHA Second Team with a league-leading 1.94 league GAA in 2008-09 and backstopped Bemidji State to a College Hockey America tournament championship, an NCAA Midwest Regional crown and helped the Beavers advance to the Frozen Four for the first time in program history ... Played in just five games his freshman season in 2007-08 with his first college win coming by shutout over the University of Minnesota-Duluth and his three losses that season all by one goal ... **Juniors:** Played one season in the USHL with Des Moines in 2006-07 ... Led the league that season in games played (53), minutes (3030), wins (27) and shutouts (5).

TRANSACTIONS:

Signed by Boston as a free agent, Apr. 22, 2009.

PRONUNCIATION:

MAT DAHL-tihn



Andy Visockis Photography/Courtesy Bemidji State University

Full Name:

Matthew Allen Dalton

Nickname:

Dalts

Family:

Single

Fun Fact:

His major at Bemidji State University was Criminal Justice.

Hobbies/Special Interests:

Fishing, video games & hanging out with friends.

If he could play with any Bruin in history, he'd pick:

Cam Neely or Terry O'Reilly.

Most memorable hockey moments:

Going to the Frozen Four and signing with the Bruins.

The best advice he received growing up:

Never give up on your dreams.

Worst habit:

Biting his fingernails.

One thing he has too much of:

Clothes.

If he could live anywhere in the world for one year, he'd go to:

Paris.

First job:

Milking cows.

Five Favorites:

NHL team growing up Toronto Maple Leafs

NHL player growing up Ryan Smith

Holiday Christmas

Video game NHL or Madden

Color Red



STATS

REGULAR SEASON

PLAYOFFS

Season	Team	League	GP	MINS	W-L-O	GA	GAA	SO	SV%	GP	MINS	W-L	GA	GAA	SO
2006-07	Des Moines Buccaneers	USHL	53	3030	27-15-9	143	2.83	5	-	8	540	6-2	14	1.56	1
2007-08	Bemidji State Univ. Beavers	CHA	5	233	1-3-1	12	3.09	1	.854	-	-	-	-	-	-
2008-09	Bemidji State Univ. Beavers	CHA	31	1854	19-11-1	68	2.19	2	.921	-	-	-	-	-	-





Full Name:

Drew Richard Fata

Nickname:

Fatz

Family:

Single

Fun Fact:

He plays the guitar.

Hobbies:

Golf and Guitar Hero/Rockband.

If he could play with any Bruin in history, he'd pick:

Phil Esposito.

His "Welcome to the NHL" moment:

"Ted Nolan said three things: 1-Have fun; 2-Work hard; 3-Whenever Ovechkin is on the ice, get off."

One thing he spends too much on:

His computer.

Three things he'd take if stranded on a desert island:

A deck of cards, a BBQ and his iPod.

If he could live anywhere in the world for a year, he'd pick:

Australia.

Current pro athlete he most admires & why:

Tiger Woods, because he is too good.

One thing that would surprise his teammates:

He can wiggle his ears.

Five Favorites:

Food.....Ribs

Vacation spot..... Mexico

Band.....Pearl Jam

Road city/arena.....Toronto

Player growing up.....Paul Coffey



Photo: Eric Levin/Elevin Studios

Drew Fata is in his seventh pro season and his first in the Bruins organization. Boston became his fifth NHL organization when he signed with the team as a free agent in July, 2009.

Brought into the organization with eight NHL games on his resume, he adds to the team's depth on the blueline.

"He's a two-way defenseman with a bit of an edge," says Bruins General Manager Peter Chiarelli, as Fata's 735 career penalty minutes in 293 career AHL games at-tests.

The native of Sault Ste. Marie, Ontario was drafted by Pittsburgh as their third pick, 86th overall, in the 2001 NHL Entry Draft. He split his three seasons in the Penguins organization between their minor league affiliates in Wilkes-Barre (AHL) and Wheeling (ECHL), including the 2005-06 season when he had pro career sea-

son-highs of 11 goals and 20 assists for 31 points in 62 games combined between the two teams.

He was signed by the Islanders as a free agent in December, 2006 and played most of his two seasons in that organization at the AHL level in Bridgeport Sound. His NHL experience entering this season all came in New York, with three games in 2006-07, during which time he scored his first NHL goal, and five games in 2007-08 when he recorded his first NHL assist.

Fata began last season with Phoenix's AHL affiliate in San Antonio after signing with the Coyotes as a free agent in the 2008 off-season, and he finished the year with the AHL's Binghamton Senators after being acquired by Ottawa in a November trade. He recorded career AHL season-highs in both goals and points last season with 7-9=16 totals in 75 combined games.



CAREER:

2008-09: Began the season with Phoenix's AHL affiliate in San Antonio, playing seven scoreless games before his Nov. 3 trade to Ottawa ... Played the remainder of the season in Binghamton where he had AHL career season-highs in goals and points with 7-9=16 totals and 135 penalty minutes in 68 AHL Senators games ... **2007-08:** Spent most of the season in Bridgeport/AHL where he was second on the team with 197 PIM ... Played five games on two recalls to the NY Islanders (Feb. 20-21 and Apr. 1-4) and recorded his first NHL assist on Feb. 21 vs. Tampa Bay ...

2006-07: Spent most of the season in Bridgeport/AHL where he led the team in penalty minutes with 185 ... Recalled on three occasions to New York for one-game stints each ... Played his first NHL game Feb. 5 at Washington and scored his first NHL goal Mar. 15 at Ottawa ... Played his first NHL playoff game in Buffalo on Apr. 20 ... **2005-06:** Had pro career season-highs in goals and points with 10-8=18 totals in 34 games with Wheeling/ECHL ... Also played 28 games in Wilkes-Barre/AHL with a pro career season-high of 12 assists and 13 points with 98 PIM ... **2004-05** Again split the season between Wheeling/ECHL and Wilkes-Barre/AHL with 1-1=2 totals and 88 PIM in 32 AHL games and one assist in 22 ECHL contests ... **2003-04:** Split his first pro season between Wheeling/ECHL and Wilkes-Barre/AHL with 1-2=3 totals in 23 Penguins games and 6-10=16 totals in 28 games with the Nailers ... **Juniors:** Played three seasons of junior hockey in the Ontario Hockey League with St. Michael's and Kingston with 20-66=86 totals and 439 penalty minutes in 194 career junior games.

TRANSACTIONS:

Pittsburgh's third pick, 86th overall, in the 2001 NHL Entry Draft ... Signed as a free agent by NY Islanders, Dec. 21, 2006 ... Signed as a free agent by Phoenix, July 2, 2008 ... Traded to Ottawa by Phoenix for Alexander Nikulin, Nov. 3, 2008 ... Signed by Boston as a free agent, July 7, 2009.

PRONUNCIATION:

DROO FA-tuh



NHL FIRSTS:

Game..... Feb. 4, 2007 at Washington
Goal & Point..... Mar. 15, 2007 at Ottawa
Assist Feb. 21, 2008 vs. Tampa Bay

SINGLE-GAME HIGHS:

Goals..... 1 - Mar. 15, 2007 at Ottawa
Assists..... 1 - Feb. 21, 2008 vs. Tampa Bay
Points..... 1 - 2x, last Feb. 21, 2008 vs. Tampa Bay (0-1=1)

STREAKS:

Goals..... 1 - Mar. 15, 2007 (1-0=1)
Assists..... 1 - Feb. 21, 2008 (0-1=1)
Points..... 1 - 2x, last Feb. 21, 2008 (0-1=1)

CAREER VS. NHL TEAMS

Vs.	GP	G	A	PTS	PIM
Anaheim Ducks	-	-	-	-	-
Atlanta Thrashers	-	-	-	-	-
Boston Bruins	-	-	-	-	-
Buffalo Sabres	-	-	-	-	-
Calgary Flames	-	-	-	-	-
Carolina Hurricanes	-	-	-	-	-
Chicago Blackhawks	-	-	-	-	-
Colorado Avalanche	-	-	-	-	-
Columbus Blue Jackets	-	-	-	-	-
Dallas Stars	-	-	-	-	-
Detroit Red Wings	-	-	-	-	-
Edmonton Oilers	-	-	-	-	-
Florida Panthers	-	-	-	-	-
Los Angeles Kings	-	-	-	-	-
Minnesota Wild	-	-	-	-	-
Montreal Canadiens	-	-	-	-	-
Nashville Predators	-	-	-	-	-
New Jersey Devils	2	0	0	0	5
New York Islanders	-	-	-	-	-
New York Rangers	2	0	0	0	0
Ottawa Senators	1	1	0	1	0
Philadelphia Flyers	-	-	-	-	-
Phoenix Coyotes	-	-	-	-	-
Pittsburgh Penguins	-	-	-	-	-
St. Louis Blues	-	-	-	-	-
San Jose Sharks	-	-	-	-	-
Tampa Bay Lightning	1	0	1	1	2
Toronto Maple Leafs	-	-	-	-	-
Vancouver Canucks	-	-	-	-	-
Washington Capitals	2	0	0	0	2

STATS

REGULAR SEASON

PLAYOFFS

Season	Team	League	GP	G	A	PTS	PIM	PP	SH	GW	+/-	GP	G	A	PTS	PIM
2002-03	St. Michael's Majors	OHL	35	6	13	19	66	-	-	-	-	-	-	-	-	-
	Kingston Frontenacs	OHL	34	2	17	19	64	-	-	-	-	-	-	-	-	-
2003-04	Wilkes-Barre Penguins	AHL	23	1	2	3	26	-	-	-	-	-	-	-	-	-
	Wheeling Nailers	ECHL	28	6	10	16	61	-	-	-	-	4	0	0	0	8
2004-05	Wilkes-Barre Penguins	AHL	32	1	1	2	88	-	-	-	-	5	0	1	1	37
	Wheeling Nailers	ECHL	22	0	1	1	55	-	-	-	-	-	-	-	-	-
2005-06	Wilkes-Barre Penguins	AHL	28	1	12	13	98	-	-	-	-	11	0	0	0	16
	Wheeling Nailers	ECHL	34	10	8	18	145	-	-	-	-	-	-	-	-	-
2006-07	New York Islanders	NHL	3	1	0	1	5	0	0	0	-2	1	0	0	0	0
	Bridgeport Sound Tigers	AHL	64	3	7	10	185	-	-	-	-	-	-	-	-	-
2007-08	New York Islanders	NHL	5	0	1	1	4	0	0	0	-1	-	-	-	-	-
	Bridgeport Sound Tigers	AHL	71	3	11	14	197	-	-	-	-	-	-	-	-	-
2008-09	San Antonio Rampage	AHL	7	0	0	0	6	-	-	-	-	-	-	-	-	-
	Binghamton Senators	AHL	68	7	9	16	135	-	-	-	-	-	-	-	-	-
NHL Totals			8	1	1	2	9	0	0	0	-3	1	0	0	0	0





ANDREW FERENCE #21

Defense | 5'11" | 189 lbs. | Shoots Left
Born: March 17, 1979 in Edmonton, Alberta | Hometown: Vernon, British Columbia

Full Name:

Andrew James Stewart Ference

Nickname:

Ferknuckle

Family:

Wife, Krista; Daughters, Ava & Stella

Fun Fact:

He has 13 tattoos.

Hobbies/Special Interests:

Road biking, environmental issues, politics, human rights

His "Welcome to the NHL" moment:

His first NHL game (Oct. 1, 1999) in Dallas as the Stars raised their Stanley Cup banner.

The best advice he received growing up:

Never give up.

Worst habit:

Procrastination.

One thing that would surprise his teammates:

He makes a great pie.

If he could pick two celebrity parents, he'd choose:

Oprah and Bono.

If he could live anywhere in the world for one year, he'd go to:

A beach with a great break to surf.

Splurge or guilty pleasure:

Travel.

Five Favorites:

Road city.....New York City

NHL player growing upPaul Coffey

Vacation spot.....Southern France

Subject in school.....Social Studies

Ice cream flavorPeanut Butter Chocolate



Photo: Eric Levin/Elevin Studios

Andrew Ference is in his 12th pro season and Boston is his third NHL team as he is in his fourth year with the Bruins. Since coming to the team in a multi-player trade in February, 2007, the Alberta native has proven to be a valuable member of the blueline corps, both on and off the ice.

"He's an all-around player, very good at puck retrieving," says Bruins General Manager Peter Chiarelli. "He brings very good character and leadership as well."

Drafted by Pittsburgh as their eighth pick, 208th overall, in the 1997 NHL Entry Draft, he played four-plus seasons in the Penguins organization at both the NHL and minor league levels before going to Calgary in February, 2003 and earning a full-time place in the NHL.

He enjoyed his best offensive seasons during his three-plus seasons with the Flames, including a career season-high of 27 assists and 31 points in 2005-06 while also matching his season-high in goals with four that year.

He played in 160 consecutive games over a two-year span in 2005-06 and 2006-07, but injuries have limited him to 106 contests over his last two seasons in Boston. Despite playing in a career-low 47 games last season, he still matched the second-best offensive year of his career with 15 assists and 16 points in that campaign.

An avid environmentalist, Ference spearheaded the NHLPA's Carbon Neutral Challenge, whereby players offset the carbon emissions produced through their hockey-related travel, etc. with Gold Standard Credits which put money back into renewable energy products. He also donated half of his 2009 playoff bonus to the New England Grassroots Environmental Fund's Boston Grant Initiative, has served as a spokesman for the MBTA in encouraging the use of public transportation and in August of 2009 was invited to speak on environmental issues at Canada's New Democratic Party's federal convention.





ANDREW FERENCE #21



CAREER:

2008-09: Had two multiple-point games, both two-assist efforts ... Had points in consecutive games on three occasions ... Scored his lone goal of the season on the power play on Feb. 22 in Tampa Bay ... Earned his 100th NHL assist Nov. 6 vs. Toronto ... Played his 500th NHL game Feb. 21 in Florida ... Missed 35 games to injury (groin and fractured leg) ... Played three scoreless playoff games, missing eight post-season contests with a groin injury ... **2007-08:** Had five

multiple-point games, all two-point efforts ... Scored his lone goal of the season Mar. 15 vs. Philadelphia ... Missed 23 games to injury (core, knee and leg) ... Added four assists in seven playoff games, including a career-high three-assist effort Apr. 17 in Montreal in game five ... **2006-07:** Started the season in Calgary with 2-10=12 totals and 66 PIM in 54 games before his Feb. 10 trade to Boston with Chuck Kobasew for Brad Stuart and Wayne Primeau ... Had one multiple-point game, a two-assist effort Jan. 6 vs. Dallas ... Played his first game as a Bruin Feb. 13 vs. Edmonton ... Recorded his first point as a Bruin with an assist Mar. 11 in Detroit, which was also his 100th NHL point, and scored his first goal as a Bruin Apr. 5 in Buffalo ... Missed two games to injury (hand) and snapped his consecutive-games played streak at 160 when he missed the Apr. 1 game in New Jersey ... **2005-06:** Played in all 82 games for the first time in his career and established career season-highs in assists (27) and points (31) ... Had seven multiple-point games, all two-point efforts ... Had a three-game assist/point streak from Dec. 17-21 (0-3=3 totals) ... Played his 300th NHL game Jan. 24 at Colorado ... **2004-05:** Played 19 games with Ceske Budejovice in the Czech Republic with 5-6=11 totals and 45 PIM ... **2003-04:** Had two multiple-point games, including a 2-1=3 effort Jan. 5 at NY Rangers which was a career-high for goals and tied his career-high for points in a game ... Had a three-game point streak from Nov. 27-Dec. 5 (1-2=3 totals) ... Played his 200th NHL game Dec. 7 vs. Pittsburgh ... Missed three games to injury ... Played in all 26 playoff games as the Flames advanced to the Stanley Cup finals where they bowed to Tampa Bay ... Had three assists and 25 PIM during the post-season with two of his three assists coming in the Final series ... **2002-03:** Began the season in Pittsburgh with 1-3=4 totals and 36 PIM in 22 Penguins games before his Feb. 10 trade to Calgary ... Added four assists in 16 Flames games ... Had points in consecutive games twice, Nov. 30-Dec. 3 (1-1=2 totals) and Mar. 8-11 (0-2=2 totals) ... Missed 30 games with injuries ... **2001-02:** Matched his career season-high in goals with four and ranked third among team defensemen in goals and points ... Had points in consecutive games twice, Dec. 6-8 (0-2=2 totals) and Apr. 8-10 (1-1=2 totals) ... Played his 100th NHL game Dec. 21 vs. Washington ... Missed one game with the flu ... **2000-01:** Split the season between Pittsburgh and Wilkes-Barre/AHL ... Had 6-18=24 totals and 95 PIM in 43 AHL games with two recalls to Pittsburgh from Nov. 12-Dec. 12 and Feb. 21-remainder of season ... Finished with 4-11=15 totals in 36 Penguins games, a career season-high in goals ... Had four multiple-point games, all two-point efforts ... Added 3-7=10 totals in 18 post-season games ... Played his first NHL playoff game Apr. 12 at Washington and scored his first NHL playoff goal Apr. 21 at Washington ... **1999-2000:** Began the season in Pittsburgh, playing his first NHL game Oct. 1 at Dallas ... Recorded his first NHL point with an assist Oct. 16 vs. Chicago and scored his first NHL goal Nov. 13 vs. Nashville ... Had a three-game point streak from Nov. 10-13 (1-2=3 totals) ... Was assigned to their AHL affiliate in Wilkes-Barre/Scranton in January and finished the season with 8-20-28 totals and 58 PIM in 44 AHL games ... **1998-99:** Joined Kansas City/IHL at the conclusion of his junior career in Portland with 1-2=3 totals in five games ... **Juniors:** Played five seasons of junior hockey with Portland/WHL with 43-141=184 totals and 575 penalty minutes in 258 career junior games ... Was second on the team in assists in 1997-98 and led the team that year with a +75 plus/minus mark ... Was named a WHL West First Team All-Star in 1997-98 and to the Second Team in 1998-99 ... **International:** Represented Canada in the 1999 World Junior Championships, winning a Silver medal (1-2=3 totals in seven games).

PRONUNCIATION:

AN-droo FAIR-ehnts



TRANSACTIONS:

Pittsburgh's eighth pick, 208th overall, in the 1997 NHL Entry Draft ... Traded to Calgary by Pittsburgh for 2004 third round draft pick (Brian Gifford), Feb. 10, 2003 ... Traded to Boston by Calgary with Chuck Kobasew for Brad Stuart, Wayne Primeau and 2008 fourth round draft pick (T.J. Brodie), Feb. 10, 2007.





ANDREW FERENCE #21



NHL FIRSTS:

Game.....Oct. 1, 1999 at Dallas
Goal.....Nov. 13, 1999 vs. Nashville
Assist & Point.....Oct. 16, 1999 vs. Chicago

SINGLE-GAME HIGHS:

Goals.....2 - Jan. 15, 2004 at NY Rangers
Assists.....3 - Dec. 1, 2000 at Buffalo
Points.....3 - 2x, last Jan. 15, 2004 at NY Rangers (2-1=3)

STREAKS:

Goals.....1 - 24x, last Feb. 22, 2009 (1-0=1)
Assists.....3 - Dec. 17-21, 2005 (0-3=3)
Points.....3 - 3x, last Dec. 17-21, 2005 (0-3=3)

CAREER VS. NHL TEAMS

Vs.	GP	G	A	PTS	PIM
Anaheim Ducks	19	0	8	8	10
Atlanta Thrashers	14	0	8	8	14
Boston Bruins	11	1	2	3	25
Buffalo Sabres	20	1	5	6	26
Calgary Flames	3	0	0	0	4
Carolina Hurricanes	16	2	4	6	14
Chicago Blackhawks	19	0	4	4	25
Colorado Avalanche	21	2	4	6	6
Columbus Blue Jackets	17	1	3	4	20
Dallas Stars	16	0	5	5	22
Detroit Red Wings	16	1	2	3	10
Edmonton Oilers	24	1	10	11	28
Florida Panthers	16	0	0	0	17
Los Angeles Kings	20	0	3	3	18
Minnesota Wild	20	0	3	3	24
Montreal Canadiens	23	0	2	2	18
Nashville Predators	13	1	2	3	13
New Jersey Devils	19	0	4	4	8
New York Islanders	16	1	2	3	6
New York Rangers	21	5	4	9	27
Ottawa Senators	21	0	3	3	20
Philadelphia Flyers	18	1	2	3	17
Phoenix Coyotes	15	1	1	2	10
Pittsburgh Penguins	10	0	5	5	9
St. Louis Blues	14	3	5	8	14
San Jose Sharks	18	0	3	3	6
Tampa Bay Lightning	16	1	4	5	8
Toronto Maple Leafs	22	1	3	4	16
Vancouver Canucks	24	0	5	5	43
Washington Capitals	17	1	3	4	10

STATS

REGULAR SEASON

PLAYOFFS

Season	Team	League	GP	G	A	PTS	PIM	PP	SH	GW	+/-	GP	G	A	PTS	PIM
1998-99	Kansas City Blades	IHL	5	1	2	3	4	-	-	-	-	3	0	0	0	9
1999-2000	Pittsburgh Penguins	NHL	30	2	4	6	20	0	0	1	+3	-	-	-	-	-
	Wilkes-Barre Penguins	AHL	44	8	20	28	58	-	-	-	-	-	-	-	-	-
2000-01	Pittsburgh Penguins	NHL	36	4	11	15	28	1	0	1	+6	18	3	7	10	16
	Wilkes-Barre Penguins	AHL	43	6	18	24	95	-	-	-	-	3	1	0	1	12
2001-02	Pittsburgh Penguins	NHL	75	4	7	11	73	1	0	0	-12	-	-	-	-	-
2002-03	Pittsburgh Penguins	NHL	22	1	3	4	36	1	0	0	-16	-	-	-	-	-
	Wilkes-Barre Penguins	AHL	1	0	0	0	2	-	-	-	-	-	-	-	-	-
	Calgary Flames	NHL	16	0	4	4	6	0	0	0	+1	-	-	-	-	-
2003-04	Calgary Flames	NHL	72	4	12	16	53	1	0	0	+5	26	0	3	3	25
2004-05	Ceske-Budejovice	Cze Rep 2	19	5	6	11	45	-	-	-	-	12	2	7	9	10
2005-06	Calgary Flames	NHL	82	4	27	31	85	2	0	0	-12	7	0	4	4	53
2006-07	Calgary Flames	NHL	54	2	10	12	66	1	0	0	+7	-	-	-	-	-
	Boston Bruins	NHL	26	1	2	3	31	0	0	0	-2	-	-	-	-	-
2007-08	Boston Bruins	NHL	59	1	14	15	50	0	0	0	-14	7	0	4	4	6
2008-09	Boston Bruins	NHL	47	1	15	16	40	1	0	0	+7	3	0	0	0	4
NHL Totals			519	24	109	133	488	8	0	2	-27	61	3	18	21	63
Boston Totals			132	3	31	34	121	1	0	0	-9	10	0	4	4	10





ZACH HAMILL #52

Center | 5'11" | 180 lbs. | Shoots Right

Born: September 23, 1988 in Vancouver, British Columbia | Hometown: Port Coquitlam, British Columbia



CAREER:

2008-09: Played his first full pro season with Providence/AHL with 13-13=26 totals and 40 PIM while a thumb injury limited him to 65 games ...Added 1-5=6 totals in 16 AHL playoff games ... **2007-08:** Joined the Providence Bruins at the conclusion of his junior season with five assists in seven regular season AHL games ...Added 1-3=4 totals in nine Providence post-season games ... **Juniors:** Played five seasons of junior hockey with Everett/WHL with 87-175=262 totals and 235 PIM in 250 career junior games ... Is Everett's all-time leader in assists and points ... Named the team's Rookie of the Year in 2004-05 ... Led the WHL in

scoring in 2006-07 with 93 points in 69 games and earned team Most Valuable Player and WHL West First Team All-Star honors ... **International:** Won a Gold medal with Team Canada at the 2005 U-18 World Cup.

TRANSACTIONS:

Boston's first pick, eighth overall, in the 2007 NHL Entry Draft.

PRONUNCIATION:

ZAK HA-mihl



Full Name:

Zachary Robert Hamill

Nickname:

Hams

Family:

Single

Fun Fact:

Is the all-time leading scorer for his junior team, the Everett Silvertips.

Hobbies/Special Interests:

Road hockey.

The best thing about Boston is:

The fans.

The strangest thing about Boston is:

The highways.

One thing that would surprise his teammates:

He can sleep all day.

Biggest fear/phobia:

Heights.

If he could pick two celebrity parents, he'd pick:

Brad Pitt and Oprah.

If he could change one thing about himself, he'd:

Be taller.

If he could play with any Bruin in history, he'd pick:

Bobby Orr.

Five Favorites:

NHL team growing up Vancouver Canucks

NHL player growing up Steve Yzerman

Dessert Ice cream

Band/Musician U2 & Lil' Wayne

Superhero Batman



Photo courtesy of Providence Bruins

STATS

REGULAR SEASON

PLAYOFFS

Season	Team	League	GP	G	A	PTS	PIM	PP	SH	GW	+/-	GP	G	A	PTS	PIM
2003-04	Everett Silvertips	WHL	4	0	2	2	0	-	-	-	-	20	3	2	5	2
2004-05	Everett Silvertips	WHL	57	8	25	33	29	-	-	-	-	11	2	3	5	8
2005-06	Everett Silvertips	WHL	53	21	38	59	28	-	-	-	-	15	3	11	14	4
2006-07	Everett Silvertips	WHL	69	32	61	93	90	-	-	-	-	12	2	8	10	16
2007-08	Everett Silvertips	WHL	67	26	49	75	88	-	-	-	-	4	0	3	3	2
	Providence Bruins	AHL	7	0	5	5	6	-	-	-	-	9	1	3	4	0
2008-09	Providence Bruins	AHL	65	13	13	26	40	-	-	-	-	16	1	5	6	4





MATT HUNWICK #48

Defense | 5'11" | 193 lbs. | Shoots Left
Born: May 21, 1985 in Warren, Michigan | Hometown: Roseville, Michigan

Full Name:

Matthew John Hunwick

Nicknames:

Huddy, Munch

Family:

Single.

Fun Fact:

His degree from the University of Michigan is in Economics.

Hobbies/Special Interests:

Cycling.

If he could meet anyone in history, he'd pick:

Ben Franklin.

Biggest fear/phobia:

Heights.

If he could change one thing about himself, he'd change:

His height.

If he could pick two celebrity parents, he'd choose:

Jerry Seinfeld & Julia Child.

Current pro athlete he most admires & why:

Tom Brady - "He's a top player and a winner, plus he's a Michigan man!"

If he could live anywhere in the world for a year, he'd pick:

Brazil.

First job:

Bagger at a grocery store.

Five Favorites:

Road arena Carolina

NHL player growing up Steve Yzerman

Ice cream flavor Cookies & Cream

Vacation spot Lake Michigan

Subject in school Math



Photo: Eric Levin/Elevin Studios

Matt Hunwick is in his third professional season. After spending most of his first season with Boston's American Hockey League affiliate in Providence, he is looking to improve on last year's campaign where he saw significant time on the Boston roster.

"He has a high end skating ability with good puck transition and puck mobility," says Bruins Assistant General Manager Don Sweeney. "Being able to go back and execute that first pass is something that every team needs in the new age of hockey."

Hunwick was drafted by the Bruins as their sixth pick, 224th overall, in the 2004 NHL Entry Draft following his freshman season at the University of Michigan where he was named to the CCHA's All-Rookie Team. He was also a teammate of

Bruins teammate Mark Stuart on Team USA at the 2004 World Junior Championships where they took the first-ever Gold medal for a U.S. squad.

The Michigan native went on to play four seasons of college hockey with the Wolverines where he captained the team in his senior season of 2006-07 while earning All-American, CCHA First Team All-Star and CCHA top defensive defenseman honors that year.

He began last season with the AHL Bruins, but injuries in Boston created his opportunity. He finished third among team defensemen in scoring with six goals and 27 points and his six-game point streak from November 17-28 tied the club record for a rookie defenseman that was originally set in 1980 by Hall-of-Fame Bruin Ray Bourque.





MATT HUNWICK #48



CAREER:

2008-09: Had six multiple-point games, including career-high three-assist games each Dec. 12 in Atlanta and Mar. 28 at Toronto ... Had a six-game point streak from Nov. 17-28 (3-5=8 totals) ... That tied the club record for a rookie defenseman as it equalled Ray Bourque's six-game stretch from Mar. 12-19, 1980 (2-7=9 totals) ... Had points in three consecutive games on two other occasions ... Played six games this season at forward with 1-1=2 totals while playing up front ... Scored his first NHL goal Nov. 17 at Toronto ... Had two stints in Providence/AHL from Oct. 7-14 and Feb. 24-25 with three assists in three AHL Bruins games during those assignments ... Did not dress for 23 games (coach's decision) ... Missed three games to flu-like symptoms ... Played his first NHL playoff game on Apr. 16 vs. Montreal and suffered a spleen injury which required an Apr. 18 splenectomy and he missed the remainder of the post-season ... **2007-08:** Spent most of his first professional season in Providence/AHL where he had 2-21=23 totals with 49 PIM in 55 games ... Recalled on four occasions to Boston, from Nov. 9-13 (one scoreless game), Nov. 17-21 (one scoreless game), Nov. 22-Dec. 13 (one assist in seven games) and Dec. 22-Jan. 3 (four scoreless games) ... Played his first NHL game Nov. 10 vs. Buffalo and recorded his first NHL point with an assist Dec. 8 at Toronto ... Did not dress for six Boston games (coach's decision) ... **College:** Played four seasons of college hockey at the University of Michigan with 24-73=97 totals and 256 PIM in 163 career college games ... Served as team captain in his senior year in 2006-07 ... Was named to the CCHA All-Rookie Team in 2003-04 ... Earned All-American West Second-Team and CCHA First Team All-Star honors and was named the CCHA's top defensive defenseman in 2006-07 ... Notched CCHA Second Team All-Star honors in both 2004-05 and 2005-06 ... Was voted by teammates as the club's top defenseman in each of his last three seasons ... **International:** Competed with Team USA in two World Junior Championships - 2004 (0-0=0 totals with 0 PIM in six games while winning USA's first-ever Gold Medal in the tournament) and 2005 (0-4=4 totals with 0 PIM in seven games) ... Was a Team USA teammate of Mark Stuart in 2004 and Phil Kessel in 2005.

TRANSACTIONS:

Boston's sixth pick (seventh round), 224th overall, in the 2004 NHL Entry Draft.

PRONUNCIATION:

MAT HUHN-wihk



NHL FIRSTS:

Game.....Nov. 10, 2007 vs. Buffalo
Goal.....Nov. 17, 2008 at Toronto
Assist & Point.....Dec. 8, 2007 at Toronto

SINGLE-GAME HIGHS:

Goals.....1 - 6x, last Mar. 19, 2009 vs. Los Angeles
Assists.....3 - 2x, last Mar. 28, 2009 at Toronto
Points.....3 - 2x, last Mar. 28, 2009 at Toronto (0-3=3)

STREAKS:

Goals.....2 - 2x, last Feb. 26-28, 2009 (2-0=2)
Assists.....3 - Apr. 9-12, 2009 (0-3=3)
Points.....6 - Nov. 17-28, 2008 (3-5=8)

CAREER VS. NHL TEAMS

Vs.	GP	G	A	PTS	PIM
Anaheim Ducks	1	1	1	2	0
Atlanta Thrashers	5	0	4	4	0
Boston Bruins	-	-	-	-	-
Buffalo Sabres	7	1	3	4	6
Calgary Flames	-	-	-	-	-
Carolina Hurricanes	4	0	1	1	7
Chicago Blackhawks	2	0	0	0	0
Colorado Avalanche	-	-	-	-	-
Columbus Blue Jackets	-	-	-	-	-
Dallas Stars	-	-	-	-	-
Detroit Red Wings	1	0	0	0	2
Edmonton Oilers	-	-	-	-	-
Florida Panthers	2	0	1	1	2
Los Angeles Kings	1	1	0	1	2
Minnesota Wild	1	0	0	0	2
Montreal Canadiens	6	1	1	2	0
Nashville Predators	-	-	-	-	-
New Jersey Devils	4	0	1	1	2
New York Islanders	5	0	3	3	2
New York Rangers	2	0	0	0	0
Ottawa Senators	3	0	0	0	0
Philadelphia Flyers	4	0	0	0	2
Phoenix Coyotes	-	-	-	-	-
Pittsburgh Penguins	3	0	0	0	2
St. Louis Blues	2	0	0	0	2
San Jose Sharks	-	-	-	-	-
Tampa Bay Lightning	3	0	2	2	2
Toronto Maple Leafs	6	1	4	5	2
Vancouver Canucks	-	-	-	-	-
Washington Capitals	4	1	1	2	0

STATS

REGULAR SEASON

PLAYOFFS

Season	Team	League	GP	G	A	PTS	PIM	PP	SH	GW	+/-	GP	G	A	PTS	PIM
2003-04	Univ. Michigan Wolverines	CCHA	41	1	14	15	62	-	-	-	-	-	-	-	-	-
2004-05	Univ. Michigan Wolverines	CCHA	40	6	19	25	60	-	-	-	-	-	-	-	-	-
2005-06	Univ. Michigan Wolverines	CCHA	41	11	19	30	70	-	-	-	-	-	-	-	-	-
2006-07	Univ. Michigan Wolverines	CCHA	41	6	21	27	64	-	-	-	-	-	-	-	-	-
2007-08	Boston Bruins	NHL	13	0	1	1	4	0	0	0	-1	-	-	-	-	-
	Providence Bruins	AHL	55	2	21	23	49	-	-	-	-	10	0	5	5	8
2008-09	Boston Bruins	NHL	53	6	21	27	31	0	0	1	+15	1	0	0	0	0
	Providence Bruins	AHL	3	0	3	3	0	-	-	-	-	-	-	-	-	-
NHL/Boston Totals			66	6	22	28	35	0	0	1	+14	1	0	0	0	0





JORDAN KNACKSTEDT #67

Right Wing | 6'3" | 191 lbs. | Shoots Right

Born: September 28, 1988 in Saskatoon, Saskatchewan | Hometown: Saskatoon, Saskatchewan

Full Name:

Jordan Alan Hans Knackstedt

Nickname:

Knacker

Family:

Single

Fun Fact:

His first job was working for his dad's construction company.

Hobbies/Special Interests:

Golf, ping pong, tennis & boating.

If he could play with any Bruin in history, he'd pick:

Cam Neely.

Most memorable hockey moment:

Getting drafted by Boston in 2007.

The best advice he received growing up:

Believe in yourself.

Three things he'd take if stranded on a desert island:

Water, a friend and a cell phone.

The best thing about Boston is:

The history.

Hockey ritual:

Always tapes his sticks with black tape.

If he could pick two celebrities as his parents, he'd choose:

Faith Hill & Tim McGraw.

Five Favorites:


Vacation spots Mexico & Palm Springs

NHL player growing up.....Joe Thornton

Color..... Blue

Musician..... Tim McGraw

Website Facebook



CAREER:

2008-09: Played his first full professional season with Boston's AHL affiliate in Providence ... Had 10-16=26 totals with 55 penalty minutes in 71 games and added 3-1=4 totals in 16 playoff contests ... **2007-08:** Signed an amateur try-out agreement with Providence at the conclusion of his junior season and had two goals in five regular season AHL Bruins games with one goal in four post-season contests ... Scored his first pro goal, added a shootout tally and was named the game's first star in his first pro game on Apr. 6 vs. Manchester ... **Juniors:** Played four seasons of junior hockey in the Western Hockey League with Red Deer and Moose Jaw ...

Had 67-117=184 totals and 284 PIM in 268 career junior games ... Led the Warriors in scoring in 2007-08 and had the team's best plus/minus as well, recording career-high 31-54=85 totals and a +25 rating in 72 games.

TRANSACTIONS:

Boston's sixth pick (seventh round), 189th overall, in the 2007 NHL Entry Draft.

PRONUNCIATION:

JOHR-duhn kuh-NAK-stehd



Photo courtesy of Providence Bruins

STATS

REGULAR SEASON

PLAYOFFS

Season	Team	League	GP	G	A	PTS	PIM	PP	SH	GW	+/-	GP	G	A	PTS	PIM
2004-05	Red Deer Rebels	WHL	52	1	2	3	34	-	-	-	-	7	0	0	0	2
2005-06	Red Deer Rebels	WHL	72	12	28	40	36	-	-	-	-	-	-	-	-	-
2006-07	Red Deer Rebels	WHL	33	10	7	17	54	-	-	-	-	-	-	-	-	-
	Moose Jaw Warriors	WHL	39	13	26	39	44	-	-	-	-	-	-	-	-	-
2007-08	Moose Jaw Warriors	WHL	72	31	54	85	116	-	-	-	-	6	1	1	2	8
	Providence Bruins	AHL	5	2	0	2	2	-	-	-	-	4	1	0	1	0
2008-09	Providence Bruins	AHL	71	10	16	26	55	-	-	-	-	16	3	1	4	11





CHUCK KOBASEW #12

Right Wing | 5'11" | 192 lbs. | Shoots Left

Born: April 17, 1982 in Vancouver, British Columbia | Hometown: Osoyoos, British Columbia



Photo: Eric Levin/Elevin Studios



Full Name:

Nicolas James Kobasew

Nicknames:

Chucky, Koby

Family:

Wife, Krissy; Daughter, Shae

Fun Fact:

He was named the Most Valuable Player of the 2001 Frozen Four tournament when Boston College won the NCAA title.

Hobbies/Special Interests:

Golf.

Most memorable hockey moments:

The 2004 Stanley Cup Finals with Calgary and the 2001 NCAA championship with Boston College.

If he could play with any Bruin in history, he'd pick:

John Bucyk.

The best thing about Boston:

It's a sports city.

The best advice he received growing up:

Always work as hard as you can.

If he could meet anyone in history, he'd pick:

Tiger Woods

Best way to spend an off-day:

Touring - favorite Boston 'tourist' thing to do is ride the duckboats.

Began skating at age:

Seven.

Five Favorites:

Road arena Vancouver

Food Sushi

Vacation spot Hawaii

Band Pearl Jam

Magazine Wine Spectator

Chuck Kobasew is in his eighth pro season and his fourth with the Bruins since coming to the team in a multi-player trade in February, 2007.

Termed a "gritty shooter" by Bruins General Manager Peter Chiarelli, Kobasew has developed into one of the most consistent scorers on the team, as he has scored at least 20 goals in three of his last four seasons with many coming from the physical areas in front of the net.

The trade that brought him to the Bruins was not the first time that Boston hockey fans had glimpsed the winger, as he played one year of college hockey at Boston College in 2000-01. With 49 points in 43 games that season, he earned Hockey East Rookie of the Year and Second Team All-Star honors and was named the Most Valuable Player of the Frozen Four as the Eagles won the NCAA championship.

Drafted after that season by Calgary as their first pick, 14th overall, in the 2001

NHL Entry Draft, he then played one season of junior hockey with Kelowna of the Western Hockey League before turning pro with the Flames in 2002-03.

The native of Osoyoos, British Columbia played four-plus seasons in the Calgary organization before his trade to Boston. He has scored a career-high of 22 goals in his first Bruins season in 2007-08 before a fractured left leg suffered late in the season derailed his playoff hopes.

After rehabbing during the off-season, a fractured right leg in the 2008-09 season opener caused him to miss a dozen early season games, but the rugged wing rebounded for 21 goals and a career-high 42 points last season. He added six points in 11 post-season games.





CHUCK KOBASEW #12



CAREER:

Has an 0/7 record in NHL shootouts ... Has taken one career penalty shot (no goal) ... **2008-09:** Set a new career season-high in assists (21) and points (42) ... Reached the 20-goal mark for the third time in his career ... Had seven multiple-point games, all two-point efforts including two two-goal games ... Had two six-game point streaks, from Nov. 19-29 (4-3=7 totals) and Mar. 15-31 (3-3=6 totals) ... Played his 300th NHL game Nov. 19 vs. Buffalo ... Missed 14 games to injury (fractured leg, back) ... Added 3-3=6 totals in 11 playoff games, including a 1-1=2 effort May 12 in game six vs. Carolina ... **2007-08:** Scored a career-high 22 goals in reaching the 20-goal mark for the second time in his career ... Had eight multiple-point games, including matching his career-high for points in a game with a 2-1=3 effort Nov. 20 at Toronto ... Had a five-game point streak from Jan. 24-Feb. 5 (2-4=6 totals) and a four-game point streak from Mar. 13-20 (3-2=5 totals) ... Took three shootout shots (no goals) ... Scored four of Boston's seven empty net goals on the season ... Recorded his 100th NHL point with an assist Jan. 29 vs. Nashville ... Missed nine games to injury (back, groin, fractured tibia) ... **2006-07:** Began the season in Calgary with 4-13=17 totals and 37 PIM in 40 Flames games before his Feb. 10 trade to Boston with Andrew Ference for Brad Stuart and Wayne Primeau ... Added 1-1=2 totals in ten Bruins games ... Had four multiple-point games, all two-point efforts ... Had a four-game point streak from Oct. 14-24 (2-3=5 totals) ... Had a three-game point streak from Nov. 28-Dec. 5 (2-3=4 totals) ... Played his first game as a Bruin Mar. 6 vs. Colorado and scored his first points as a Bruin with a 1-1=2 effort Mar. 11 in Detroit ... Missed 32 games to injuries (concussion, elbow, post-concussion symptoms) ... **2005-06:** Recorded his first 20-goal season while playing in a career-high 77 games ... Had six multiple-point games, including his first career hat trick scored Jan. 24 at Colorado, which was a career-high for goals and points in a game ... Took his first career penalty shot, unsuccessful against Vancouver's Alex Auld on Nov. 7 ... Played his 100th NHL game Oct. 17 vs. Phoenix ... Missed five games to injury ... Scored his first career playoff goal with the game-winning effort Apr. 25 at Anaheim ... **2004-05:** Played the season with Lowell/AHL with 38-37=75 totals and 110 PIM in 79 games ... Set a team record in goals and finished second in the club's scoring race ... Tied for the AHL lead in plus/minus at +37 and led the AHL in game-winning goals with 12 ... **2003-04:** Played his first full NHL season ... Had two multiple-point games, both two-assist efforts ... Had points in consecutive games twice, Oct. 28-29 (1-2=3 totals) and Feb. 26-29 (2-0=2 totals) ... Missed eight games to injury ... Played in all 26 post-season games as the Flames advanced to the Stanley Cup Finals where they fell to Tampa Bay ... Played his first NHL playoff game Apr. 7 at Vancouver and recorded his first NHL playoff point with an assist May 9 at San Jose ... **2002-03:** Split his first pro season between Calgary and their AHL affiliate in Saint John ... Had 4-2=6 totals with eight PIM in 23 Calgary games ... Had one multiple-point game, a 1-1=2 effort Nov. 4 at NY Islanders ... Had a three-game point streak from Oct. 14-19 (2-1=3 totals) ... Played his first NHL game Oct. 10 vs. Vancouver and scored his first NHL point with the game-winning goal Oct. 14 in Vancouver ... Had 21-12=33 totals with 61 PIM in 48 Saint John games, including 12 multiple-point efforts ... **Juniors:** Played one season of junior hockey in Kelowna/WHL with 41-21=62 totals and 114 PIM in 55 games with the Rockets in 2001-02 ... Had a 14-game point streak that season (11-9=20 totals), including a hat trick in his first career junior game, Oct. 3, 2001 in Portland ... **College:** Played the 2000-01 season at Boston College with 27-22=49 totals and 38 PIM in 43 career college games ... Finished second in Hockey East in goals that season and was named Hockey East Rookie of the Year and a Hockey East Second Team All-Star ... Won an NCAA championship with the Eagles and was named the Frozen Four tournament Most Valuable Player and to the All-Tournament Team ... **International:** Won a Silver Medal with Team Canada at the 2002 World Junior Championships (5-1=6 totals in seven games).

PRONUNCIATION:

CHUHK KOH-buh-soo



TRANSACTIONS:

Calgary's first pick, 14th overall, in the 2001 NHL Entry Draft ... Traded to Boston by Calgary with Andrew Ference for Brad Stuart, Wayne Primeau and 2008 fourth round draft pick (T.J. Brodie), Feb. 10, 2007.





CHUCK KOBASEW #12



NHL FIRSTS:

Game..... Oct. 10, 2002 vs. Vancouver
Goal & Point..... Oct. 14, 2002 at Vancouver
Assist..... Oct. 19, 2002 at Chicago

SINGLE-GAME HIGHS:

Goals..... 3 - Jan. 24, 2006 at Colorado
Assists..... 2 - 7x, last Nov. 13, 2008 vs. Montreal
Points..... 3 - 2x, last Nov. 20, 2007 at Toronto (2-1=3)

STREAKS:

Goals..... 3 - 3x, last Mar. 13-16, 2008 (3-0=3)
Assists..... 3 - 6x, last Jan. 13-17, 2009 (0-3=3)
Points..... 6 - 2x, last Mar. 15-31, 2009 (3-3=6)

CAREER VS. NHL TEAMS

Vs.	GP	G	A	PTS	PIM
Anaheim Ducks	12	3	2	5	15
Atlanta Thrashers	9	0	1	1	12
Boston Bruins	5	1	2	3	0
Buffalo Sabres	14	4	4	8	8
Calgary Flames	-	-	-	-	-
Carolina Hurricanes	10	3	1	4	2
Chicago Blackhawks	13	3	4	7	4
Colorado Avalanche	17	6	8	14	10
Columbus Blue Jackets	12	2	2	4	12
Dallas Stars	9	2	0	2	6
Detroit Red Wings	15	7	6	13	10
Edmonton Oilers	18	3	2	5	14
Florida Panthers	10	0	3	3	7
Los Angeles Kings	12	1	5	6	6
Minnesota Wild	18	0	2	2	10
Montreal Canadiens	19	1	7	8	21
Nashville Predators	10	0	1	1	11
New Jersey Devils	9	3	0	3	0
New York Islanders	10	4	4	8	2
New York Rangers	13	4	1	5	30
Ottawa Senators	14	8	2	10	4
Philadelphia Flyers	12	3	4	7	6
Phoenix Coyotes	12	5	0	5	6
Pittsburgh Penguins	9	0	4	4	4
St. Louis Blues	15	2	2	4	21
San Jose Sharks	12	2	0	2	13
Tampa Bay Lightning	8	2	2	4	6
Toronto Maple Leafs	14	4	3	7	4
Vancouver Canucks	19	4	3	7	18
Washington Capitals	11	1	1	2	8

STATS

REGULAR SEASON

PLAYOFFS

Season	Team	League	GP	G	A	PTS	PIM	PP	SH	GW	+/-	GP	G	A	PTS	PIM
2000-01	Boston College Eagles	HE	43	27	22	49	38	-	-	-	-	-	-	-	-	-
2001-02	Kelowna Rockets	WHL	55	41	21	62	114	-	-	-	-	15	10	5	15	22
2002-03	Calgary Flames	NHL	23	4	2	6	8	1	0	1	-3	-	-	-	-	-
	Saint John Flames	AHL	48	21	12	33	61	-	-	-	-	-	-	-	-	-
2003-04	Calgary Flames	NHL	70	6	11	17	51	3	0	0	-12	26	0	1	1	24
2004-05	Lowell Lock Monsters	AHL	79	38	37	75	110	-	-	-	-	11	6	3	9	27
2005-06	Calgary Flames	NHL	77	20	11	31	64	10	0	4	-10	7	1	0	1	0
2006-07	Calgary Flames	NHL	40	4	13	17	37	1	0	1	+7	-	-	-	-	-
	Boston Bruins	NHL	10	1	1	2	25	1	0	0	-6	-	-	-	-	-
2007-08	Boston Bruins	NHL	73	22	17	39	29	6	3	3	+6	-	-	-	-	-
2008-09	Boston Bruins	NHL	68	21	21	42	56	6	0	3	+5	11	3	3	6	14
NHL Totals			361	78	76	154	270	28	3	12	-13	44	4	4	8	38
Boston Totals			151	44	39	83	110	13	3	6	+5	11	3	3	6	14





DAVID KREJCI #46

Center | 6'0" | 178 lbs. | Shoots Right

Born: April 28, 1986 in Sternberk, Czech Republic | **Hometown:** Sternberk, Czech Republic

Full Name:

David Krejci

Nickname:

Krech

Family:

Single.

Fun Fact:

Began skating at age three.

Hobbies/Special Interests:

Soccer, tennis and golf.

Most memorable hockey moments:

His first NHL game and goal and winning a Bronze medal at the 2004 World Junior championships.

Hockey ritual:

Takes a good nap and plays soccer before warmups.

One thing that would surprise his teammates:

He's a great dancer.

Biggest fear/phobia:

Injury.

Current athlete he most admires:

Usain Bolt.

If he could live anywhere in the world for a year, he'd pick:

Australia.

Best Boston 'tourist' thing to do:

Go to Fenway Park.

Best way to spend an off-day:

At the movies.

Five Favorites:

Non-hockey sport to play & watch Soccer

Vacation spot Croatia

Boston team Red Sox

Foods Pasta, chicken & steak

NHL player growing up.....Jaromir Jagr




Photo: Eric Levin/Elevin Studios

David Krejci is in his fourth pro season and he has developed into one of the bright young stars in the league at just 23 years of age. Injuries to the team last season caused him to play with a variety of linemates, but everyone flourished while playing alongside the talented center.

"David slows the play down," explains Bruins General Manager Peter Chiarelli on Krejci's effectiveness. "He has very good vision and tremendous poise."

He was drafted by the Bruins as their first pick, 63rd overall, in the 2004 NHL Entry Draft while playing junior hockey in his native Czech Republic. He then moved to North America to play two seasons of junior hockey with Gatineau of the Quebec Major Junior Hockey League before turning pro at the start of the 2006-07 season.

He split his first two pro seasons between Boston and their American Hockey

League affiliate in Providence and he led the AHL Bruins in scoring in 2006-07 with 31 goals and 74 points in 69 games.

He earned a full-time NHL roster spot last season and enjoyed a breakout year on many fronts.

His +37 plus/minus rating led the NHL - a testament to his value at both ends of the ice - and he had 21 multiple-point games, including his first career hat trick scored Dec. 18 vs. Toronto. He was one of three Bruins to play in every game while finishing second in the team's scoring race with career season-highs of 22 goals and 51 assists for 73 points.

He earned the team's prestigious "Seventh Player Award" as voted by fans at the end of the season as "that player who has performed beyond expectations".





DAVID KREJCI #46



CAREER:

Has a 2/8 record in NHL shootouts ... **2008-09:** Led the NHL in plus/minus at +37 ... Established career season-highs in all categories with 22-51=73 totals and finished second in the team's scoring race ... Was one of three Bruins to play every game this season (Savard, Stuart) ... Had 21 multiple-point games, including seven three-point efforts and his first career hat trick scored Dec. 18 vs. Toronto ... The three-point games tie his previous career-high for points in a game ... Had a career-best ten-game point streak from Dec. 12-Jan. 1 (6-11=17 totals) ... Had a nine-

game point streak from Nov. 19-Dec. 8 (5-10=15 totals) ... Scored one overtime goal, Jan. 27 vs. Washington ... Played his 100th NHL/Bruins game Jan. 1 vs. Pittsburgh and recorded his 100th NHL/Bruins point with an assist Apr. 12 at NY Islanders ... Went 1 for 3 in shootouts ... Was voted the Seventh Player Award winner by the fans as "that player who has performed beyond expectations" ... Added 2-6=8 totals in 11 playoff games, including two multiple-point playoff games ... Had a three-game playoff point streak with 1-3=4 totals from Apr. 20-May 1 ... **2007-08:** Had five multiple-point games with his season-high a 1-2=3 effort Mar. 29 vs. Ottawa ... Had a five-game point streak from Mar. 25-Apr. 2 (3-6=9 totals) ... Went 1 for 5 in shootouts ... Recorded his first NHL point with an assist Oct. 6 at Phoenix ... Scored his first NHL goal Feb. 26 vs. Ottawa ... Had scored a shootout goal prior to that on Feb. 19 at Carolina, but shootout tallies do not count in individual statistics ... Was named the NHL's 'Third Star' for the week of Mar. 24-30 (3-5=8 totals in four games) ... Finished second in the team's playoff scoring race with 1-4=5 totals in seven post-season games, including two two-assist efforts ... Played his first NHL playoff game Apr. 10 in Montreal and scored his first NHL playoff goal/point Apr. 12 in Montreal ... Also played 25 games in Providence/AHL from Nov. 4-Dec. 30 with 7-21=28 totals and 19 PIM in 25 AHL Bruins games ... **2006-07:** Spent most of his first pro season in Providence/AHL where he led that team in scoring with 31-43=74 totals and 47 PIM in 69 AHL Bruins games ... Recalled on three occasions to Boston - Jan. 30-Feb. 6 (0-0=0 totals in one game); Feb. 20-27 (0-0=0 totals in four games); and Mar. 8 (0-0=0 totals in one game) ... Played his first NHL game Jan. 30 in Buffalo ... Missed two games with a concussion ... Also led the AHL Bruins in playoff scoring with 3-13=16 totals and 22 PIM in 13 post-season games ... **Juniors:** Played two seasons of junior hockey with Gatineau of the Quebec Major Junior Hockey League with 49-95=144 totals and 85 penalty minutes in 117 career junior games ... Finished second in Gatineau's scoring race in 2005-06 with 27-54=81 totals and added 10-22=32 totals in 17 playoff games ... **Europe:** Played one season of junior hockey with Kladno in his native Czech Republic in 2003-04 with 23-37=60 totals in 50 games ... **International:** Played for the Czech Republic in two World Junior Championships, in 2005 (0-1=1 totals with 2 PIM in seven games; Bronze medal) and 2006 (3-3=6 totals with 4 PIM in six games) and also in the 2008 World Championships (0-0=0 totals with 2 PIM in five games).

TRANSACTIONS:

Boston's first pick (second round), 63rd overall, in the 2004 NHL Entry Draft.

PRONUNCIATION:

DAY-vihd KRAY-chee



NHL FIRSTS:

Game.....Jan. 30, 2007 at Buffalo
Goal.....Feb. 26, 2008 vs. Ottawa
Assist & Point.....Oct. 6, 2007 at Phoenix

SINGLE-GAME HIGHS:

Goals.....3 - Dec. 18, 2008 vs. Toronto
Assists.....3 - 4x, last Mar. 29, 2009 at Philadelphia
Points.....3 - 8x, last Mar. 29, 2009 at Philadelphia (0-3=3)

STREAKS:

Goals.....3 - 3x, last Jan. 8-13, 2009 (3-0=3)
Assists.....4 - 2x, last Mar. 28-Apr. 2, 2009 (0-7=7)
Points.....10 - Dec. 12, 2008-Jan. 1, 2009 (6-11=17)

CAREER VS. NHL TEAMS

Vs.	GP	G	A	PTS	PIM
Anaheim Ducks	2	0	1	1	2
Atlanta Thrashers	7	2	7	9	2
Boston Bruins	-	-	-	-	-
Buffalo Sabres	12	2	5	7	0
Calgary Flames	1	0	0	0	0
Carolina Hurricanes	7	3	4	7	2
Chicago Blackhawks	3	1	0	1	0
Colorado Avalanche	1	1	1	2	0
Columbus Blue Jackets	1	0	0	0	0
Dallas Stars	2	0	1	1	0
Detroit Red Wings	2	1	1	2	2
Edmonton Oilers	1	0	0	0	0
Florida Panthers	8	1	5	6	0
Los Angeles Kings	2	0	3	3	2
Minnesota Wild	3	0	0	0	2
Montreal Canadiens	11	2	4	6	4
Nashville Predators	2	0	2	2	0
New Jersey Devils	6	1	2	3	2
New York Islanders	5	1	2	3	0
New York Rangers	8	0	0	0	6
Ottawa Senators	12	3	6	9	0
Philadelphia Flyers	7	1	5	6	0
Phoenix Coyotes	2	0	1	1	0
Pittsburgh Penguins	6	2	3	5	4
St. Louis Blues	2	0	5	5	0
San Jose Sharks	2	0	0	0	0
Tampa Bay Lightning	8	1	3	4	10
Toronto Maple Leafs	12	5	9	14	8
Vancouver Canucks	1	0	0	0	0
Washington Capitals	8	1	2	3	2

STATS

REGULAR SEASON

PLAYOFFS

Season	Team	League	GP	G	A	PTS	PIM	PP	SH	GW	+/-	GP	G	A	PTS	PIM
2003-04	Kladno Jr.	CZE REP	50	23	37	60	37	-	-	-	-	-	-	-	-	-
2004-05	Gatineau Olympiques	QMJHL	62	22	41	63	31	-	-	-	-	10	2	7	9	10
2005-06	Gatineau Olympiques	QMJHL	55	27	54	81	54	-	-	-	-	17	10	22	32	24
2006-07	Boston Bruins	NHL	6	0	0	0	2	0	0	0	-3	-	-	-	-	-
	Providence Bruins	AHL	69	31	43	74	47	-	-	-	-	13	3	13	16	22
2007-08	Boston Bruins	NHL	56	6	21	27	20	1	1	0	-3	7	1	4	5	2
	Providence Bruins	AHL	25	7	21	28	19	-	-	-	-	-	-	-	-	-
2008-09	Boston Bruins	NHL	82	22	51	73	26	5	2	6	+37	11	2	6	8	2
NHL/Boston Totals			144	28	72	100	48	6	3	6	+31	18	3	10	13	4





DREW LARMAN #43

Center | 6'3" | 195 lbs. | Shoots Right
 Born: May 15, 1985 in Buffalo, New York | Hometown: Canton, Michigan

Full Name:

Drew Robert Larman

Nicknames:

Larmy, Larms, DLar

Family:

Single

Fun Fact:

He plays the acoustic & electric guitar as well as the saxophone.

Hobbies/Special Interests:

Filmmaking, enjoying nature, reading, writing, hanging out with friends, working out, cooking, playing cards, golfing, playing tennis, swimming, drawing & watching movies.

If he could play with any Bruin in history, he'd pick:

Bobby Orr.

His "Welcome to the NHL" moment:

When Donald Brashear cross-checked him in the arm after the whistle in his first NHL game.

Best Boston 'tourist' things to do:

The Science Museum & the Aquarium.

Worst habit:

Biting his nails.

One thing he spends too much on:

Concert tickets.

If he could meet anyone in history, he'd pick:

Jesus

One thing that would surprise his teammates:

He enjoys meditating.

Five Favorites:

Road arena Joe Louis Arena

Magazine Popular Science

Holiday Thanksgiving

Vacation spot Lake George, NY

Junk Food Gummy Bears & SweeTarts



Photo: Eric Levin/Elevin Studios

Drew Larman is in his fifth professional season and his first in the Bruins organization. His signing as a free agent in July, 2009 gives the team added depth down the middle with some NHL experience, as the center has played 22 games with the Florida Panthers in recent seasons.

"[Drew is] a player that will add depth for us up the middle," says Bruins Assistant General Manager Don Sweeney. "His size, strength and being a natural center is a good fit for our organization."

The native of Canton, Michigan played three seasons of junior hockey in the Ontario Hockey League with Sarnia and London. He won a Memorial Cup cham-

pionship with the Knights in his final junior season in 2004-05 and, undrafted by an NHL team, signed with Florida as a free agent in that off-season.


He has played the last four seasons in the Panthers organization, spending most of that time with their American Hockey League affiliate in Rochester where he twice earned that club's annual community service award.

The majority of his NHL experience came in the 2006-07 season, which saw him play 16 games during four separate recalls to the parent club. He scored his first two NHL goals while on an 11-game stint from Nov. 24-Dec. 16 of that season.





DREW LARMAN #43



CAREER:

2008-09: Played the season with Florida's AHL affiliate in Rochester with 10-13=23 totals and 40 PIM in 61 games ... Was named the co-winner of the team's award for outstanding community service ... Missed 16 games to injury/illness ... **2007-08:** Spent most of the season in Rochester/AHL with 10-12=22 totals and 44 PIM in 54 games ... Won the club's annual community service trophy ... Missed 22 AHL games to injuries ... Recalled once to Florida from Feb. 19-29, with one assist in six Panthers games ... Recorded his first NHL assist Feb. 27 vs. Toronto ... **2006-07:**

Split the season between Florida and their AHL affiliate in Rochester ... Recalled on four occasions to Florida - Nov. 13 (0-0=0 totals in one game), Nov. 24-Dec. 16 (2-0=2 totals in 11 games), Jan. 16 (0-0=0 totals in one game), and Feb. 10-14 (0-0=0 totals in three games) ... Played his first NHL game Nov. 13 vs. Washington ... Scored his first NHL goal Nov. 24 vs. Ottawa ... Recorded career AHL season-highs in goals and points with 17-11=28 totals in 54 Rochester games ... **2005-06:** Split his first pro season between Rochester/AHL and Florida/ECHL with 7-8=15 totals in 44 AHL games before joining the ECHL team for their final six regular season games and playoffs ... Had 4-2=6 totals in eight Everblades post-season games ... **Juniors:** Played three seasons of junior hockey in the Ontario Hockey League with Sarnia and London ... Had 26-42=68 totals with 72 PIM in 205 career junior games ... Won a Memorial Cup championship with London in his final junior season in 2004-05 as he tallied 3-4=7 totals in 18 post-season games with the Knights.

TRANSACTIONS:

Signed by Florida as a free agent, Sept. 28, 2005 ... Signed by Boston as a free agent, July 13, 2009.

PRONUNCIATION:

DROO LAHR-muhn



NHL FIRSTS:

Game..... Nov. 13, 2006 vs. Washington
Goal & Point Nov. 24, 2006 vs. Ottawa
Assist..... Feb. 27, 2008 vs. Toronto

SINGLE-GAME HIGHS:

Goals..... 1 - 2x, last Dec. 12, 2006 vs. Anaheim
Assists..... 1 - Feb. 27, 2008 vs. Toronto
Points..... 1 - 3x, last Feb. 27, 2008 vs. Toronto (0-1=1)

STREAKS:

Goals..... 1 - 2x, last Dec. 12, 2006 (1-0=1)
Assists..... 1 - Feb. 27, 2008 (0-1=1)
Points..... 1 - 3x, last Feb. 27, 2008 (0-1=1)

CAREER VS. NHL TEAMS

Vs.	GP	G	A	PTS	PIM
Anaheim Ducks	1	1	0	1	0
Atlanta Thrashers	2	0	0	0	0
Boston Bruins	2	0	0	0	0
Buffalo Sabres	2	0	0	0	0
Calgary Flames	-	-	-	-	-
Carolina Hurricanes	1	0	0	0	2
Chicago Blackhawks	-	-	-	-	-
Colorado Avalanche	-	-	-	-	-
Columbus Blue Jackets	-	-	-	-	-
Dallas Stars	-	-	-	-	-
Detroit Red Wings	-	-	-	-	-
Edmonton Oilers	-	-	-	-	-
Florida Panthers	-	-	-	-	-
Los Angeles Kings	-	-	-	-	-
Minnesota Wild	1	0	0	0	0
Montreal Canadiens	1	0	0	0	0
Nashville Predators	-	-	-	-	-
New Jersey Devils	-	-	-	-	-
New York Islanders	1	0	0	0	0
New York Rangers	2	0	0	0	2
Ottawa Senators	3	1	0	1	0
Philadelphia Flyers	1	0	0	0	0
Phoenix Coyotes	1	0	0	0	0
Pittsburgh Penguins	2	0	0	0	0
St. Louis Blues	-	-	-	-	-
San Jose Sharks	-	-	-	-	-
Tampa Bay Lightning	-	-	-	-	-
Toronto Maple Leafs	1	0	1	1	0
Vancouver Canucks	-	-	-	-	-
Washington Capitals	1	0	0	0	0

STATS

REGULAR SEASON

PLAYOFFS

Season	Team	League	GP	G	A	PTS	PIM	PP	SH	GW	+/-	GP	G	A	PTS	PIM
2002-03	Sarnia Sting	OHL	67	4	14	18	25	-	-	-	-	-	-	-	-	-
2003-04	Sarnia Sting	OHL	68	9	18	27	13	-	-	-	-	5	0	1	1	0
2004-05	Sarnia Sting	OHL	12	2	0	2	6	-	-	-	-	-	-	-	-	-
	London Knights	OHL	58	11	10	21	28	-	-	-	-	18	3	4	7	8
2005-06	Rochester Americans	AHL	44	7	8	15	24	-	-	-	-	-	-	-	-	-
	Florida Everblades	ECHL	6	0	0	0	4	-	-	-	-	8	4	2	6	4
2006-07	Florida Panthers	NHL	16	2	0	2	2	0	0	0	-3	-	-	-	-	-
	Rochester Americans	AHL	54	17	11	28	35	-	-	-	-	-	-	-	-	-
2007-08	Florida Panthers	NHL	6	0	1	1	2	0	0	0	+1	-	-	-	-	-
	Rochester Americans	AHL	54	10	12	22	44	-	-	-	-	-	-	-	-	-
2008-09	Rochester Americans	AHL	61	10	13	23	40	-	-	-	-	-	-	-	-	-
NHL Totals			22	2	1	3	4	0	0	0	-2	-	-	-	-	-





MIKKO LEHTONEN #68

Right Wing | 6'5" | 203 lbs. | Shoots Right

Born: April 1, 1987 in Espoo, Finland | Hometown: Espoo, Finland

Full Name:

Mikko Kristian Lehtonen

Family:

Single

Fun Fact:

He speaks three languages - Finnish, Swedish & English.

Hobbies & Special Interests:

Golf, badminton and tennis.

If he could play with any Bruin in history, he'd pick:

Cam Neely.

Most memorable hockey moments:

Winning a Bronze medal in the World Junior Championships and his first NHL game.

His "Welcome to the NHL" moment:

The AHL bus changed to a private plane.

Hockey hero:

Teemu Selanne.

Worst habit:

Eating candy.

Biggest fear/phobia:

Bugs.

One thing he spends too much on:

Clothes.

Current athlete he most admires and why:

Rafael Nadal, because he's a great athlete.

One thing that would surprise his teammates:

He's a great singer.

Five Favorites:

Boston athlete Tom Brady

Time of year Summer

Ice cream flavor Mint chocolate

Vacation spot Italy

Subject in school History




Photo: Eric Levin/Elevin Studios

Mikko Lehtonen is in his second pro season and he is looking to build upon a promising rookie season that saw him become familiar with the North American game after five seasons in his native Finland.

"He made a real nice adjustment to the North American style of hockey [last season] and had good offensive numbers," says Bruins Assistant General Manager Don Sweeney. "He has size, strength and skill that you're not going to teach. He needs to continue to work on the defensive aspects of his game, but that's more of acclimatizing himself."

The 6'5", 200 lb. winger was drafted by the Bruins as their third pick, 83rd overall, in the 2005 NHL Entry Draft following two seasons of junior hockey with his hometown Espoo team.

He split the 2005-06 season between Espoo's junior and Elite League squads before playing the next two seasons in Finland's Elite League, including his best offensive European season with 20 points in 42 games in 2007-08.


That set the stage for his move to North America last season which he spent with Boston's American Hockey League affiliate in Providence. He led all AHL rookies and the P-Bruins team in goals with 28 and was fourth overall in the club's scoring race with 53 points.

He was recalled on one occasion to Boston, playing his first NHL game on April 11 in Buffalo before returning to Providence.





MIKKO LEHTONEN #68



CAREER:

2008-09: Spent most of his first professional season in Providence/AHL where he led both the team and all AHL rookies in goals and was fourth overall in the club's scoring race with 28-25=53 totals and 39 penalty minutes in 72 AHL Bruins games ... Added 2-5=7 totals in 14 AHL post-season games ... Recalled once to Boston from April 10-13 (0-0=0 totals in one game; DND for one game) ... Played his first NHL game April 11 at Buffalo ... Did not dress for one Boston game (coach's decision) ... **Europe:** Played five seasons with his hometown Espoo team

at both the junior and senior levels with 12-13=25 totals in 71 junior games and 18-21=39 totals in 107 games in the Elite League ... Played the two seasons prior to coming to North America in the Elite League and had career-high 8-12=20 totals in 42 games in 2007-08 ... **International:** Has represented Finland in two World Junior Championships - 2006 (0-1=1 totals with 2 PIM in seven games) and 2007 (4-6=10 totals with 0 PIM in six games which tied for the tournament scoring lead).

TRANSACTIONS:

Boston's third pick, 83rd overall, in the 2005 NHL Entry Draft.

PRONUNCIATION:

MEE-koh LEH-tuh-nehn



NHL FIRSTS:

Game.....Apr. 11, 2009 at Buffalo
Goal.....None
Assist.....None

SINGLE-GAME HIGHS:

Goals.....None
Assists.....None
Points.....None

STREAKS:

Goals.....None
Assists.....None
Points.....None

CAREER VS. NHL TEAMS

Vs.	GP	G	A	PTS	PIM
Anaheim Ducks	-	-	-	-	-
Atlanta Thrashers	-	-	-	-	-
Boston Bruins	-	-	-	-	-
Buffalo Sabres	1	0	0	0	0
Calgary Flames	-	-	-	-	-
Carolina Hurricanes	-	-	-	-	-
Chicago Blackhawks	-	-	-	-	-
Colorado Avalanche	-	-	-	-	-
Columbus Blue Jackets	-	-	-	-	-
Dallas Stars	-	-	-	-	-
Detroit Red Wings	-	-	-	-	-
Edmonton Oilers	-	-	-	-	-
Florida Panthers	-	-	-	-	-
Los Angeles Kings	-	-	-	-	-
Minnesota Wild	-	-	-	-	-
Montreal Canadiens	-	-	-	-	-
Nashville Predators	-	-	-	-	-
New Jersey Devils	-	-	-	-	-
New York Islanders	-	-	-	-	-
New York Rangers	-	-	-	-	-
Ottawa Senators	-	-	-	-	-
Philadelphia Flyers	-	-	-	-	-
Phoenix Coyotes	-	-	-	-	-
Pittsburgh Penguins	-	-	-	-	-
St. Louis Blues	-	-	-	-	-
San Jose Sharks	-	-	-	-	-
Tampa Bay Lightning	-	-	-	-	-
Toronto Maple Leafs	-	-	-	-	-
Vancouver Canucks	-	-	-	-	-
Washington Capitals	-	-	-	-	-

STATS

REGULAR SEASON

PLAYOFFS

Season	Team	League	GP	G	A	PTS	PIM	PP	SH	GW	+/-	GP	G	A	PTS	PIM
2003-04	Espoo Jr.	Finland	19	3	0	3	0	-	-	-	-	5	0	0	0	0
2004-05	Espoo Jr.	Finland	37	6	9	15	38	-	-	-	-	6	3	1	4	0
	Espoo	Finland	1	0	0	0	0	-	-	-	-	-	-	-	-	-
2005-06	Espoo Jr.	Finland	15	3	4	7	12	-	-	-	-	10	5	2	7	6
	Espoo	Finland	25	4	0	4	0	-	-	-	-	-	-	-	-	-
2006-07	Espoo	Finland	39	6	9	15	24	-	-	-	-	9	1	1	2	4
2007-08	Espoo	Finland	42	8	12	20	12	-	-	-	-	17	1	8	9	4
2008-09	Boston Bruins	NHL	1	0	0	0	0	0	0	0	0	-	-	-	-	-
	Providence Bruins	AHL	72	28	25	53	39	-	-	-	-	14	2	5	7	4
NHL/Boston Totals			1	0	0	0	0	0	0	0	0	-	-	-	-	-





JEFF LOVECCHIO #57

Left Wing | 6'2" | 194 lbs. | Shoots Left

Born: August 26, 1985 in Arlington Heights, Illinois | Hometown: Chesterfield, Missouri

Full Name:

Jeffrey Scott LoVecchio

Nickname:

Vechs

Family:

Single

Fun Fact:

He appeared in a GMC truck commercial with Brendan Shanahan when he was in second grade.

Hobbies/Special Interests:

Working out, summers in St. Louis & movies.

If he could play with any Bruin in history, he'd pick:

Cam Neely.

Most embarrassing hockey moment:

When he was a squirt, his hockey pants fell down while he was on a breakaway.

Splurge or guilty pleasure:

Shoes.

The best thing about Boston is:

It's a big city with a smaller feel.

The best advice he received growing up:

Hard work, patience and more hard work.

First job:

Refereeing hockey.

Three things he'd take if stranded on a desert island:

DVD player, dvds & his iPod.

Five Favorites:


NHL team growing up Colorado Avalanche

Dessert Freshly baked chocolate chip cookies

Non-hockey sport to play Tennis

Website Facebook

Superhero Superman



CAREER:

2008-09: Did not play, suffering from post-concussion syndrome ... **2007-08:** Signed with the Bruins at the conclusion of his college season and was assigned to Providence/AHL ... Had 3-2=5 totals with six PIM in 14 AHL Bruins games and added one assist in six playoff games ... **College:** Played three seasons of college hockey at Western Michigan University with 35-39=74 totals and 98 PIM in 113 career college games before signing as a free agent with the Bruins and foregoing his senior season ... Was named the team's Rookie of the Year in 2005-06 as he led all freshmen scorers and was third overall on the team with 18 points ... Was a finalist for the CCHA Defensive Forward of the Year in his sophomore season in 2006-07 as he tied for second in the nation with four shorthanded goals ... Finished third in the club's scoring race in 2007-08 with 21 points ... **Juniors:** Played three seasons in the USHL with River City/Omaha with 34-42=76 totals and 139 PIM in 141 career junior games.

TRANSACTIONS:

Signed by Boston as a free agent, Mar. 18, 2008.

PRONUNCIATION:

JEHF loh-VEH-kee-oh



Photo courtesy of Providence Bruins

STATS

REGULAR SEASON

PLAYOFFS

Season	Team	League	GP	G	A	PTS	PIM	PP	SH	GW	+/-	GP	G	A	PTS	PIM
2003-04	River City Lancers	USHL	58	16	13	29	29	-	-	-	-	-	-	-	-	-
2004-05	Omaha Lancers	USHL	57	17	27	44	82	-	-	-	-	-	-	-	-	-
2005-06	West. Michigan Univ. Broncos	CCHA	40	7	11	18	46	-	-	-	-	-	-	-	-	-
2006-07	West. Michigan Univ. Broncos	CCHA	37	19	16	35	24	-	-	-	-	-	-	-	-	-
2007-08	West. Michigan Univ. Broncos	CCHA	36	9	12	21	28	-	-	-	-	-	-	-	-	-
2008-09	Providence Bruins	AHL	14	3	2	5	6	-	-	-	-	6	0	1	1	2
2008-09	Injured, Did Not Play															





MILAN LUCIC #17

Left Wing | 6'3" | 228 lbs. | Shoots Left

Born: June 7, 1988 in Vancouver, British Columbia | Hometown: Vancouver, British Columbia



Photo: Eric Levin/Elevin Studios



Full Name:

Milan Lucic

Nickname:

Looch

Family:

Single

Fun Facts:

His uncle, Dan Kesa, played four seasons in the NHL with Vancouver, Dallas, Pittsburgh and Tampa Bay ...
Speaks Serbian in addition to English.

Hobbies/Special Interests:

Golf, hiking, movies & video games.

If he could play with any Bruin in history, he'd pick:

Bobby Orr.

Most memorable hockey moment:

Winning the Memorial Cup championship with the Vancouver Giants in 2007.

His "Welcome to the NHL" moment:

"Waiting six hours for the plane to take off to Dallas for my first NHL game."

The best advice he received growing up:

Don't be satisfied.

One thing that would surprise his teammates:

He plays the saxophone.

Worst habit:

Cracking his jaw.

Hockey ritual:

Eating chocolate before a game.

Five Favorites:

Pump-Up Song *Master of Puppets*

Road arena Philadelphia

NHL player growing up Jarome Iginla

Junk food Jalapeno chips

Non-hockey sport to play Rugby

Milan Lucic is in his third pro season although he just celebrated his 21st birthday this past June. His game is a unique blend of touch and tough that has made him a fan favorite and evokes the style of classic Bruins hockey that General Manager Peter Chiarelli often refers to when describing the type of player he wants to bring to Boston.

"He plays like a freight train," says Chiarelli. "And he's a tremendous kid."

Lucic was drafted by the Bruins as their third pick, 50th overall, in the 2006 NHL Entry Draft following his first full junior season with his hometown Vancouver Giants in which he had 19 points and 149 penalty minutes.

His stats improved by 49 points in his second year as he led the team in scoring in 2006-07 with 30 goals and 68 points. He then added 19 points in 22 playoff games as the Giants won the Memorial Cup championship and he was named that tournament's Most Valuable Player.

Lucic had already been named the Giants captain for the 2007-08 season, but his play during the Bruins' 2007 training camp earned him a spot on the Boston roster instead. His style became quickly evident his rookie year when his first NHL points came in a "Gordie Howe Hat Trick" with the game-winning goal, an assist and a fight in his fourth NHL game on October 12, 2007 in Los Angeles.

He played in the Young Stars Game during the NHL's 2008 All-Star Weekend festivities and at the end of the season he became just the tenth rookie in team history to win the Seventh Player Award as voted by the fans.

Lucic bettered his numbers in all areas last year as he more than doubled his goal output with 17, including his first career hat trick scored on October 25 vs. Atlanta, and saw his point total go from 27 to 42 while compiling a +17 rating and adding 136 penalty minutes.





MILAN LUCIC #17



CAREER:

2008-09: Set career season-highs in all categories with 17-25=42 totals ... Had five multiple-point games, including career-highs for goals and points in a game with his first career hat trick in a 3-1=4 effort Oct. 25 vs. Atlanta ... Had an eight-game point streak from Dec. 8-23 (4-4=8 totals) ... Played his 100th NHL/Bruins game Nov. 28 vs. NY Islanders ... Missed ten games to shoulder and foot injuries ... Was selected to play in the Young Stars (Rookies vs. Sophomores) game during the NHL's All-Star Weekend, but was unable to participate due to injury ... Added


3-6=9 totals in ten playoff games, missing one post-season contest with a league-imposed suspension for a match penalty incurred on Apr. 18 vs. Montreal ... **2007-08:** Played his first NHL season and was just the tenth rookie to win the team's Seventh Player Award as voted by the fans ... Had six multiple-point games, all two-point efforts ... Had a four-game point streak from Jan. 24-Feb. 2 (2-4=6 totals) and a three-game streak from Feb. 21-26 (1-2=3 totals) ... His four game-winning goals ranked second on the team as well as second overall among league rookies ... Played his first NHL game Oct. 5 at Dallas and scored his first NHL points in a "Gordie Howe Hat Trick" with the game-winning goal, an assist and a fight Oct. 12 in Los Angeles ... Played in the Young Stars game during All-Star weekend and scored a goal in that game ... Was sixth overall among league rookies with 13 fighting majors ... Did not dress for one game (coach's decision) and missed four games with a concussion ... Changed his number from 62 to 17 on Oct. 30 ... Added two assists in seven playoff games ... Played his first NHL playoff game Apr. 10 in Montreal and recorded his first NHL playoff point with a goal Apr. 13 vs. the Canadiens ... **Juniors:** Played two full seasons of junior hockey with Vancouver of the Western Hockey League with 39-48=87 totals and 298 penalty minutes in 133 career junior games ... Jumped from a 19-point season his first full junior year in 2005-06 to leading the team in scoring with 30-38=68 totals in 2006-07 ... Added 7-12=19 totals in 22 playoff games as Vancouver won the Memorial Cup championship ... Was named the Most Valuable Player of that tournament and to the Memorial Cup All-Tournament Team in 2007 ... Had been named the Giants captain for the 2007-08 season but made the Boston roster instead and did not return to his junior team ... **International:** Captained Team Canada in the 2007 junior SuperSeries vs. a Russian junior team.

TRANSACTIONS:

Boston's third pick (second round), 50th overall, in the 2006 NHL Entry Draft.

PRONUNCIATION:

MEE-lahn LOO-cheech



NHL FIRSTS:

Game.....Oct. 5, 2007 at Dallas
Goal.....Oct. 12, 2007 at Los Angeles
Assist & PointOct. 12, 2007 at Los Angeles

SINGLE-GAME HIGHS:

Goals.....3 - Oct. 25, 2008 vs. Atlanta
Assists.....2 - 5x, Mar. 28, 2009 at Toronto
Points.....4 - Oct. 25, 2008 vs. Atlanta (3-1=4)

STREAKS:

Goals.....3 - Dec. 8-12, 2008 (3-0=3)
Assists.....4 - Dec. 13-21, 2008 (0-4=4)
Points.....8 - Dec. 8-23, 2008 (4-4=8)

CAREER VS. NHL TEAMS

Vs.	GP	G	A	PTS	PIM
Anaheim Ducks	2	0	0	0	5
Atlanta Thrashers	8	5	4	9	7
Boston Bruins	-	-	-	-	-
Buffalo Sabres	14	0	6	6	8
Calgary Flames	1	0	1	1	2
Carolina Hurricanes	7	0	3	3	14
Chicago Blackhawks	3	0	1	1	4
Colorado Avalanche	1	0	1	1	0
Columbus Blue Jackets	2	0	0	0	5
Dallas Stars	2	0	0	0	19
Detroit Red Wings	2	0	1	1	0
Edmonton Oilers	1	0	0	0	0
Florida Panthers	7	0	2	2	7
Los Angeles Kings	2	1	1	2	5
Minnesota Wild	2	0	0	0	4
Montreal Canadiens	13	3	1	4	43
Nashville Predators	2	0	2	2	0
New Jersey Devils	8	3	1	4	5
New York Islanders	6	1	2	3	9
New York Rangers	8	0	2	2	4
Ottawa Senators	11	4	3	7	9
Philadelphia Flyers	6	2	1	3	5
Phoenix Coyotes	2	0	0	0	0
Pittsburgh Penguins	8	1	1	2	16
St. Louis Blues	2	0	1	1	16
San Jose Sharks	2	2	0	2	0
Tampa Bay Lightning	7	2	2	4	12
Toronto Maple Leafs	13	0	7	7	16
Vancouver Canucks	1	0	0	0	0
Washington Capitals	6	1	1	2	10

STATS

REGULAR SEASON

PLAYOFFS

Season	Team	League	GP	G	A	PTS	PIM	PP	SH	GW	+/-	GP	G	A	PTS	PIM
2004-05	Vancouver Giants	WHL	1	0	0	0	2	-	-	-	-	2	0	0	0	0
2005-06	Vancouver Giants	WHL	62	9	10	19	149	-	-	-	-	18	3	4	7	23
2006-07	Vancouver Giants	WHL	70	30	38	68	147	-	-	-	-	22	7	12	19	26
2007-08	Boston Bruins	NHL	77	8	19	27	89	1	0	4	-2	7	2	0	2	4
2008-09	Boston Bruins	NHL	72	17	25	42	136	2	0	3	+17	10	3	6	9	31
NHL/Boston Totals			149	25	44	69	225	3	0	7	+15	17	5	6	11	35






BRAD MARCHAND #63

Center | 5'9" | 187 lbs. | Shoots Left

Born: May 11, 1988 in Halifax, Nova Scotia | Hometown: Hammonds Plains, Nova Scotia



CAREER:

2008-09: Played his first professional season with Boston's AHL affiliate in Providence ... Had 18-41=59 totals with 67 penalty minutes in 79 regular season games and added 7-8=15 totals and 26 PIM in 16 AHL playoff games ... The 59 points were second among all AHL rookies last season and he was named the team's top rookie ... **Juniors:** Played four seasons of junior hockey in the Quebec Major Junior Hockey League with Moncton, Val d'Or and Halifax ... Had 102-146=248 totals with 319 penalty minutes in 245 career junior games ... Won a QMJHL championship with Moncton in 2006 ... Finished third in the Val d'Or scoring race

in 2006-07 with career-high 33-47=80 totals ... Led the QMJHL in playoff scoring in 2007 with 16-24=40 totals in 20 Val d'Or post-season games ... Split the 2007-08 season between Val d'Or and Halifax and finished second in the Mooseheads scoring race with 73 combined points ... Added 3-16=19 totals in 14 playoff games in 2008 ... **International:** Played for Team Canada in two World Junior Championships, winning Gold medals in both 2007 (2-0=2 totals and 2 PIM in six games) and 2008 (4-2=6 totals and 4 PIM in seven games).

TRANSACTIONS:

Boston's fourth pick (third round), 71st overall, in the 2006 NHL Entry Draft.

PRONUNCIATION:

BRAD mahr-SHAND



Photo courtesy of Providence Bruins

Full Name:

Bradley Kevin Marchand

Nicknames:

Marchy, Marshy, Marsh

Family:

Single

Fun Fact:

He grew up in Hammonds Plains, Nova Scotia with fellow Bruins prospect Andrew Bodnarchuk.

Hobbies/Special Interests:

Hunting & fishing.

If he could play with any Bruin in history, he'd pick:

Phil Esposito.

Most memorable hockey moment:

When he was drafted by the Bruins.

The best advice he received growing up:

Don't ever let anyone tell you you can't do something.

First job:

Hay shaking.

One thing he spends too much on:

Clothes.

Current pro athlete he most admires & why:

Sidney Crosby, because of how good he is at such a young age.

If he could change one thing about himself, he'd change:

His height.

Five Favorites:

ColorBlue

Ice cream flavorsVanilla & cotton candy

GadgetCell phone

Video gameCall of Duty on Xbox 360

SuperheroBatman



STATS

REGULAR SEASON

PLAYOFFS

Season	Team	League	GP	G	A	PTS	PIM	PP	SH	GW	+/-	GP	G	A	PTS	PIM
2004-05	Moncton Wildcats	QMJHL	61	9	20	29	52	-	-	-	-	11	1	0	1	7
2005-06	Moncton Wildcats	QMJHL	68	29	37	66	83	-	-	-	-	20	5	14	19	34
2006-07	Val d'Or Foreurs	QMJHL	57	33	47	80	108	-	-	-	-	20	16	24	40	36
2007-08	Val d'Or Foreurs	QMJHL	33	21	23	44	36	-	-	-	-	-	-	-	-	-
	Halifax Mooseheads	QMJHL	26	10	19	29	40	-	-	-	-	14	3	16	19	18
2008-09	Providence Bruins	AHL	79	18	41	59	67	-	-	-	-	16	7	8	15	26





MATT MARQUARDT #59

Left Wing | 6'3" | 216 lbs. | Shoots Left
 Born: July 19, 1987 in North Bay, Ontario | Hometown: North Bay, Ontario

Full Name:

Matthew Shawn Joseph Marquardt

Nickname:

Marqs

Family:

Single

Fun Facts:

He plays the guitar and drums ... Speaks French in addition to English.

Hobbies/Special Interests:

Movies, fitness, fishing & being with family & friends.

If he could play with any Bruin in history, he'd pick:

Cam Neely.

Most memorable hockey moments:

Winning a QMJHL championship with Moncton in 2006 and signing his first NHL contract with Boston.

The strangest thing about Boston is:

The one-way streets.

Biggest fear or phobia:

Snakes & spiders.

Worst habit:

Biting his nails.

One thing that would surprise his teammates:

As a kid he used to sing Christmas carols on the radio on Christmas morning.

Hockey hero:

His dad, because "he taught me to be a better player & person".

Five Favorites:

NHL team growing up Toronto Maple Leafs

Boston athlete Jason Bay

Junk food Swedish berries

Bands Kings of Leon & Metallica

Childhood memory First pair of skates



Moncton in 2006 where his teammates included Bruins prospect Brad Marchand ... Was traded to Baie-Comeau on Dec. 22, 2007.

CAREER:

2008-09: Played his first professional season with Boston's AHL affiliate in Providence with 9-13=22 totals and 45 penalty minutes in 71 games ... Added 1-1=2 totals in nine AHL post-season games ... **Juniors:** Played three seasons of junior hockey in the Quebec Major Junior Hockey League with Moncton and Baie-Comeau with 40+ goal seasons in each of his last two years, 2006-07 (41) and 2007-08 (43) ... Had 100-64=164 totals with 208 PIM in 203 career junior games ... Played his first two-plus seasons with Moncton and led that team in scoring in 2006-07 with a career season-high of 70 points ... Won a QMJHL championship with

TRANSACTIONS:

Columbus' tenth pick (seventh round), 194th overall, in the 2006 NHL Entry Draft ... Traded to Boston by Columbus for Jonathan Sigalet, May 27, 2008.

PRONUNCIATION:

MAT MAHR-kwahrt



Photo courtesy of Providence Bruins

STATS

REGULAR SEASON

PLAYOFFS

Season	Team	League	GP	G	A	PTS	PIM	PP	SH	GW	+/-	GP	G	A	PTS	PIM
2005-06	Moncton Wildcats	QMJHL	68	16	9	25	69	-	-	-	-	20	5	3	8	12
2006-07	Moncton Wildcats	QMJHL	67	41	29	70	68	-	-	-	-	7	1	3	4	14
2007-08	Moncton Wildcats	QMJHL	35	20	13	33	38	-	-	-	-	-	-	-	-	-
	Baie-Comeau Drakkar	QMJHL	33	23	13	36	33	-	-	-	-	-	-	-	-	-
2008-09	Providence Bruins	AHL	71	9	13	22	45	-	-	-	-	9	1	1	2	2





ZACH McKELVIE #58

Defense | 6'2" | 196 lbs. | Shoots Left

Born: February 22, 1985 in St. Paul, Minnesota | Hometown: New Brighton, Minnesota



CAREER:

College: Played four years of college hockey at Army with 14-44=58 totals and 208 penalty minutes in 136 career college games ... Won the prestigious Army Athletic Association trophy in 2008-09, "bestowed to the male and female cadet who displays the most valuable service to intercollegiate athletics during a career as a cadet" ... Became the only player in school history to twice be named an Atlantic Hockey Association First Team All-Star, as he was so honored in 2007-08 and 2008-09 ... Was a three-time AHA Academic All-Star as well ... Named the AHA Defenseman of the Year in 2007-08 ... Captained the team his senior season

in 2008-09 ... Was selected to participate in the 2009 NCAA Frozen Four Skills Challenge and won the fastest skater event at that competition.

TRANSACTIONS:

Signed by Boston as a free agent, July 13, 2009.

PRONUNCIATION:

ZAK muh-KEHL-vee



Full Name:

Zachary Douglas McKelvie

Nickname:

Zmac

Family:

Single

Fun Facts:

Graduated from West Point with a degree in Management/Systems Engineering ... Has a twin brother, Chris ... Played one year with the U.S. Olympic Development Soccer Program.

Hobbies/Special Interests:

Skiing, biking & reading.

His ideal defense partners are:

Zdeno Chara or Nick Lidstrom.

Three things he'd take if stranded on a desert island:

A match, a knife and rope.

Worst habit:

Not remembering names.

Hockey hero:

Steve Yzerman because "he was an unbelievable leader and knew how to win".

Hockey ritual:

Eating a half peanut butter/banana sandwich two hours before a game.

If he could pick two celebrity parents, he'd choose:

Julia Roberts & Clint Eastwood.

Five Favorites:

Boston athlete Tom Brady

Dessert Tiramisu

Vacation spot Montana

Magazine Men's Health

Subject in school Geography



Photo courtesy of United States Military Academy

STATS

REGULAR SEASON

PLAYOFFS

Season	Team	League	GP	G	A	PTS	PIM	PP	SH	GW	+/-	GP	G	A	PTS	PIM
2005-06	Army Black Knights	AHA	32	2	8	10	64	-	-	-	-	-	-	-	-	-
2006-07	Army Black Knights	AHA	36	3	11	14	48	-	-	-	-	-	-	-	-	-
2007-08	Army Black Knights	AHA	35	4	13	17	48	-	-	-	-	-	-	-	-	-
2008-09	Army Black Knights	AHA	33	5	12	17	48	-	-	-	-	-	-	-	-	-





ADAM McQUAID #54

Defense | 6'5" | 209 lbs. | Shoots Right

Born: October 12, 1986 in Charlottetown, Pr. Edw. Island | Hometown: Cornwall, Pr. Edw. Island

Full Name:

Adam Mark McQuaid

Nicknames:

Quaider, Quags

Family:

Single

Fun Fact:

Speaks French in addition to English.

Hobbies/Special Interests:

Tennis & golf.

Most memorable hockey moment:

Being Eastern Conference champions in juniors.

His "Welcome to the NHL" moment:

Trying to stop Rick Nash on a one-on-one.

The best advice he received growing up:

Work hard and be yourself.

Three things he'd take if stranded on a desert island:

Food, water and someone else.

If he could meet anyone in history, he'd pick:

His grandparents, to see what they were like.

If he could change one thing about himself, he'd:

Be a little more carefree.

If he could live anywhere in the world for a year, he'd pick:

Australia.

One thing he has too many of:

T-shirts.

Five Favorites:

ColorBlue

Dessert Cherry cheesecake

MagazineMen's Health

Childhood memory Family trips to Florida

Video game Call of Duty



CAREER:

2008-09: Played the season in Providence/AHL with 4-11=15 totals and 141 penalty minutes in 78 games ...Added three assists in 16 post-season games ... **2007-08:** Played his first pro season with Boston's AHL affiliate in Providence with 1-8=9 totals and 73 PIM in 68 games ... **Juniors:** Played four seasons of junior hockey in the Ontario Hockey League with Sudbury with 18-58=76 totals and 340 penalty minutes in 246 career junior games ... Had career-highs in all categories in 2006-07 with 9-22=31 totals in 65 games and added. 1-5=6 totals in 21 games that post-season ... Was given both the team's most underrated player and the "players' player"

awards at Sudbury's 2006-07 year-end awards ceremonies.

TRANSACTIONS:

Columbus' second pick, 55th overall, in the 2005 NHL Entry Draft ...Traded to Boston by Columbus for 2007 fifth round draft pick (Jamie Benn), May 16, 2007.

PRONUNCIATION:

A-duhm Mih-KWAYD



Photo courtesy of Providence Bruins

STATS

REGULAR SEASON

PLAYOFFS

Season	Team	League	GP	G	A	PTS	PIM	PP	SH	GW	+/-	GP	G	A	PTS	PIM
2003-04	Sudbury Wolves	OHL	47	3	6	9	25	-	-	-	-	7	0	1	1	2
2004-05	Sudbury Wolves	OHL	66	3	16	19	98	-	-	-	-	8	0	2	2	10
2005-06	Sudbury Wolves	OHL	68	3	14	17	107	-	-	-	-	10	0	1	1	16
2006-07	Sudbury Wolves	OHL	65	9	22	31	110	-	-	-	-	21	1	5	6	2
2007-08	Providence Bruins	AHL	68	1	8	9	73	-	-	-	-	10	0	0	0	9
2008-09	Providence Bruins	AHL	78	4	11	15	141	-	-	-	-	16	0	3	3	26





DEREK MORRIS #53

Defense | 6'0" | 220 lbs. | Shoots Right

Born: August 24, 1978 in Edmonton, Alberta | Hometown: Sylvan Lake, Alberta



Photo: Eric Levin/Elevin Studios



Full Name:

Derek Terrence Morris

Nickname:

Moe

Family:

Wife, Jodie ... Sons, Traiten, Presley & Asher

Fun Fact:

21 of his 76 career goals entering the 2009-10 season have been game-winners (27.6%).

Hobbies/Special Interests:

Fishing, hunting and watching his boys' hockey.

If he could play with any Bruin in history, he'd pick:

Ray Bourque.

His "Welcome to the NHL" moment:

"In my first game vs. Pittsburgh, [Jaromir] Jagr went around me and scored!"

The best advice he received growing up:

Always be yourself.

If he could pick two celebrity parents, he'd choose:

Clint Eastwood and Jessica Alba.

Worst habit:

Being stubborn.

One thing that would surprise his teammates:

He's a clean freak.

Hockey heroes:

His parents, because they never missed one of his games.

Five Favorites:

Holiday Christmas

Way to spend an off day With his family

Vacation spot Maui

Band Metallica

Website tsn.ca

Derek Morris is in his 13th pro season and his first with the Bruins. Boston became his fifth NHL team when he signed with the club as a free agent in July, 2009. He brings an additional offensive presence to the Bruins blueline, particularly on the power play, where he has scored over 46% of his career goals.

He also brings a consistency and durability to the team, as he has played in all of his club's games on four occasions including playing in 239 of 246 games over the last three seasons, and has averaged over 23 minutes per game in his career.

"He has a big shot and a real competitive edge," says Bruins General Manager Peter Chiarelli. "[He] will certainly help our power play."

Morris was originally drafted by Calgary as their first pick, 13th overall, in the 1996 NHL Entry Draft. He turned pro at the conclusion of his second year of junior hockey with Regina in 1996-97, when he led all WHL defensemen in scoring as was named a First Team WHL All-Star.

He continued that success at the NHL level, as he scored nine goals with the Flames while earning NHL All-Rookie Team honors in 1997-98. He played five seasons in Calgary before going to Colorado in a multi-player deal in October, 2002 and he enjoyed his best offensive NHL season with the Avalanche in 2002-03 when he scored 11 goals and added 37 assists for 48 points that year.

The native of Edmonton, Alberta was dealt to Phoenix in another multi-player transaction at the 2004 March trade deadline and played the next four-plus years with the Coyotes.

He began last season in Phoenix with five goals and 12 points in 47 games before another March trade deadline deal sent him to the Rangers. He finished the year adding eight assists in 18 New York games.





DEREK MORRIS #53



CAREER:

2008-09: Began the season in Phoenix with 5-7=12 totals in 57 games prior to his Mar. 4 trade to NY Rangers ... Added eight assists in 18 Rangers games along with two assists in their seven post-season contests ... Had four multiple-point games, all two-point efforts ... Matched his career-best with a four-game point streak from Nov. 28-Dec. 4 (2-3=5 totals) ... Had his consecutive-games played streak snapped at 203 when he missed three games with

an injury from Nov. 22-26 ... **2007-08:** Played in all 82 games for the second straight season ... Had three multiple-point games with his season-high a 1-2=3 effort Mar. 18 in Edmonton ... Ranked second on the team in plus/minus at +8 ... Played his 700th NHL game Feb. 27 at Chicago and recorded his 300th NHL point with a goal Nov. 24 vs. Toronto ... **2006-07:** Played in every game for the third time in his career ... Had four multiple-point games, all two-point efforts ... Had a three-game point streak from Dec. 14-21 (1-2=3 totals) ... Ranked third on the team with a career-high 115 penalty minutes ... Played his 600th NHL game Jan. 17 at Colorado ... **2005-06:** Had six multiple-point games, all two-point nights ... Had a three-game point streak from Apr. 11-15 (2-2=4 totals) and had points in consecutive games on six other occasions ... Scored an overtime goal Oct. 18 at Edmonton ... Missed 29 games with injuries (ankle, rib, groin) ... **2004-05:** Did not play during the NHL lockout ... **2003-04:** Had 6-22=28 totals in 69 games with Colorado before his Mar. 9 trade to Phoenix ... Added four assists in 14 Coyotes games, giving him a career-high of 83 combined games played ... Had seven multiple-point games, including tying a 1-3=4 night Nov. 11 at San Jose and 1-2=3 totals Dec. 6 vs. Columbus ... Played his 500th NHL game Mar. 31 in Calgary ... **2002-03:** Established career-highs in all offensive categories with 11-37=48 totals and was tied for seventh among NHL defensemen in scoring ... Had ten multiple-point games, including three three-point nights ... Had a four-game point streak from Nov. 12-17 (1-4=5 totals) and had two three-game streaks, from Feb. 27-Mar. 2 (1-4=5 totals) and Mar. 27-31 (1-2=3 totals) ... Played his 400th NHL game Mar. 1 vs. Pittsburgh and recorded his 200th NHL point with an assist Mar. 7 in Tampa Bay ... Missed seven games with a blowout fracture of his eye ... Played in the playoffs for the first time in his NHL career with three post-season assists ... Played his first NHL playoff game Apr. 10 vs. Minnesota and recorded his first playoff point with an assist Apr. 12 vs. the Wild ... **2001-02:** Had six multiple-point games, all two-point performances ... Had a career-best four-game assist streak from Mar. 28-Apr. 4 (0-5=5 totals) ... Led the Flames in average ice time for the third straight season (24:40) and led all Calgary defensemen in scoring ... Played his 300th NHL game Nov. 17 vs. St. Louis and recorded his 100th NHL assist Oct. 3 vs. Edmonton ... Missed 21 games following wrist surgery ... **2000-01:** Had five multiple-point games, including a career-high three assists Dec. 16 in Toronto ... Had a four-game assist streak from Feb. 1-10 (0-5=5 totals) ... Led the Flames in average ice time at 25:50 ... Missed the first 27 games of the season before re-signing on Nov. 29 and played a three-game conditioning stint in Saint John/AHL with 1-2=3 totals in those games ... **1999-2000:** Had four multiple-point games with his season-high a three-assist effort Jan. 18 vs. Detroit ... Had a four-game point streak from Dec. 26-Jan. 2 (1-3=4 totals) ... Led the team in average ice time at 24:30 ... Scored an overtime goal Oct. 22 at Florida ... Played his 200th NHL game Jan. 28 in Detroit and recorded his 100th NHL point with an assist Apr. 5 in St. Louis ... Missed four games to injury ... **1998-99:** Had five multiple-point games, all two-point efforts ... Had a four-game assist & point streak from Nov. 28-Dec. 7 (1-5=6 totals) and had four three-game streaks as well ... Played his 100th NHL game Nov. 19 in Montreal ... Missed ten games with injuries ... **1997-98:** Played in every game his rookie season and was named to the NHL's All-Rookie Team ... Led Calgary defensemen and was second overall among NHL rookie defensemen in scoring with 29 points ... Had five multiple-point games, all two-point efforts ... Had two three-game point streaks, from Oct. 12-17 (2-3=5 totals) and Dec. 22-27 (1-2=3 totals) ... Played his first NHL game Oct. 1 vs. Detroit, recorded his first NHL point with an assist at Detroit on Oct. 12 and scored his first NHL goal Oct. 14 in Dallas ... **1996-97:** Joined Saint John/AHL at the conclusion of his junior season in Regina with three assists in seven regular season games and another three assists in five post-season games ... **Juniors:** Played two seasons of junior hockey with Regina of the Western Hockey League with 26-101=127 totals and 250 PIM in 134 career junior games ... Named Regina's Rookie of the Year in 1995-96 ... Was named a WHL East First Team All-Star in 1996-97 when he led all WHL defensemen in scoring with 57 assists and 75 points in 67 games with the Pats ... **International:** Has played for

Team Canada in three World Championships - 1999 (0-4=4 totals in 10 games), 2001 (1-1=2 totals in seven games) and 2004 (0-5=5 totals with 35 PIM in nine games while winning a Gold medal).

TRANSACTIONS:

Calgary's first pick, 13th overall, in the 1996 NHL Entry Draft ... Traded to Colorado by Calgary with Jeff Shantz and Dean McAmmond for Chris Drury and Stephane Yelle, Oct. 1, 2002 ... Traded to Phoenix by Colorado with Keith Ballard for Ossi Vaananen, Chris Gratton and 2005 second round draft pick (Paul Stastny), Mar. 9, 2004 ... Traded to NY Rangers by Phoenix for Nigel Dawes, Petr Prucha and Dmitri Kalinin, Mar. 4, 2009 ... Signed by Boston as a free agent, July 25, 2009.

PRONUNCIATION:

DAIR-ihk MOHR-ihs





DEREK MORRIS #53



NHL FIRSTS:

Game..... Oct. 1, 1997 vs. Detroit
Goal..... Oct. 14, 1997 at Dallas
Assist & Point..... Oct. 12, 1997 at Detroit

SINGLE-GAME HIGHS:

Goals..... 2 - Nov. 16, 1998 vs. Detroit
Assists..... 3 - 4x, last Nov. 11, 2003 at San Jose
Points..... 4 - Nov. 11, 2003 at San Jose (1-3=4)

STREAKS:

Goals..... 2 - 6x, last Nov. 28-29, 2008 (2-0=2)
Assists..... 4 - 3x, last Mar. 28-Apr. 4, 2002 (0-5=5)
Points..... 4 - 6x, last Nov. 28-Dec. 4, 2008 (2-3=5)

CAREER VS. NHL TEAMS

Vs.	GP	G	A	PTS	PIM
Anaheim Ducks	53	1	14	15	50
Atlanta Thrashers	10	1	8	9	12
Boston Bruins	12	1	3	4	10
Buffalo Sabres	10	1	1	2	8
Calgary Flames	28	4	8	12	25
Carolina Hurricanes	13	1	4	5	6
Chicago Blackhawks	42	3	23	26	30
Colorado Avalanche	38	7	6	13	32
Columbus Blue Jackets	27	4	5	9	44
Dallas Stars	48	3	15	18	71
Detroit Red Wings	35	6	16	22	18
Edmonton Oilers	47	3	17	20	58
Florida Panthers	13	1	3	4	13
Los Angeles Kings	52	3	16	19	57
Minnesota Wild	30	2	8	10	26
Montreal Canadiens	16	2	5	7	29
Nashville Predators	36	4	12	16	63
New Jersey Devils	12	3	1	4	8
New York Islanders	12	2	0	2	6
New York Rangers	11	1	2	3	6
Ottawa Senators	14	1	5	6	8
Philadelphia Flyers	17	0	8	8	16
Phoenix Coyotes	24	2	8	10	10
Pittsburgh Penguins	14	0	7	7	16
St. Louis Blues	38	3	18	21	25
San Jose Sharks	52	6	17	23	55
Tampa Bay Lightning	13	2	3	5	6
Toronto Maple Leafs	16	3	7	10	13
Vancouver Canucks	49	6	21	27	65
Washington Capitals	11	0	3	3	8

STATS

REGULAR SEASON

PLAYOFFS

Season	Team	League	GP	G	A	PTS	PIM	PP	SH	GW	+/-	GP	G	A	PTS	PIM
1995-96	Regina Pats	WHL	67	8	44	52	70	-	-	-	-	11	1	7	8	26
1996-97	Regina Pats	WHL	67	18	57	75	180	-	-	-	-	5	0	3	3	9
	Saint John Flames	AHL	7	0	3	3	7	-	-	-	-	5	0	3	3	7
1997-98	Calgary Flames	NHL	82	9	20	29	88	5	1	1	+1	-	-	-	-	-
1998-99	Calgary Flames	NHL	71	7	27	34	73	3	0	2	+4	-	-	-	-	-
1999-2000	Calgary Flames	NHL	78	9	29	38	80	3	0	2	+2	-	-	-	-	-
2000-01	Calgary Flames	NHL	51	5	23	28	56	3	1	4	-15	-	-	-	-	-
	Saint John Flames	AHL	3	1	2	3	2	-	-	-	-	-	-	-	-	-
2001-02	Calgary Flames	NHL	61	4	30	34	88	2	0	1	-4	-	-	-	-	-
2002-03	Colorado Avalanche	NHL	75	11	37	48	68	9	0	7	+16	7	0	3	3	6
2003-04	Colorado Avalanche	NHL	69	6	22	28	47	2	0	1	+4	-	-	-	-	-
	Phoenix Coyotes	NHL	14	0	4	4	2	0	0	0	-5	-	-	-	-	-
2004-05	Did Not Play															
2005-06	Phoenix Coyotes	NHL	53	6	21	27	54	4	1	2	-7	-	-	-	-	-
2006-07	Phoenix Coyotes	NHL	82	6	19	25	115	2	0	1	-18	-	-	-	-	-
2007-08	Phoenix Coyotes	NHL	82	8	17	25	83	2	0	0	+8	-	-	-	-	-
2008-09	Phoenix Coyotes	NHL	57	5	7	12	24	0	1	0	-13	-	-	-	-	-
	New York Rangers	NHL	18	0	8	8	16	0	0	0	+3	7	0	2	2	0
NHL Totals			793	76	264	340	794	35	3	21	-24	14	0	5	5	6





LEVI NELSON #76

Center | 5'11" | 187 lbs. | Shoots Left

Born: April 28, 1988 in Calgary, Alberta | Hometown: Calgary, Alberta

Full Name:

Levi Joseph Nelson

Nicknames:

Strauss, Nelly

Family:

Single

Fun Fact:

He began skating at age three ... He and his dad put in a backyard rink during winters when he was growing up.

Hobbies/Special Interests:

Working out, golf & tennis.

If he could play with any Bruin in history, he'd pick:

Bobby Orr.

Hockey rituals:

Putting his gear on the same way, being the first on the ice and taping his stick after every period.

Best advice he received growing up:

Have fun, work hard & learn a lot in whatever you do.

Biggest fears/phobias:

Spiders, snakes & little birds

Current pro athlete he most admires & why:

Sidney Crosby - "He's living his dream and got to where he is at such a young age."

One thing he has too much of:

Clothes.

First job:

Working at a rink.

Five Favorites:

NHL players growing up..... Joe Sakic & Jarome Iginla

Boston team Red Sox

Ice cream flavor Vanilla

Band..... Rascal Flatts

Websites..... Facebook & nhl.com



CAREER:

2008-09: Played his first professional season ... Spent most of the season in Providence/AHL with 2-5=7 totals and 37 PIM in 59 games ... Also had an eight-game stint with Reading/ECHL from Feb. 24-Mar. 18 with 2-1=3 totals and 28 PIM in those games ... Added 1-1=2 totals in five Providence playoff games ... **2007-08:** Joined Providence/AHL at the end of his junior season but did not play in a game for the AHL Bruins ... **2006-07:** Joined Providence/AHL at the conclusion of his junior season ... Played one scoreless regular season game and had one goal in four AHL playoff games ... **Juniors:** Played three full seasons of junior hockey in the Western Hockey League with Swift Current ... Had 65-87=152 totals with 340 PIM in 198 career junior games ... Was named the team's Rookie of the Year in 2005-06 ... Led the Broncos in scoring in 2006-07 with 18-34=52 totals and finished second in the club's scoring race in 2007-08 with career-high 25-36=61 totals ... Led the Broncos in playoff scoring in 2008 with 7-8=15 totals in 12 post-season games.

TRANSACTIONS:

Boston's sixth pick, 158th overall, in the 2006 NHL Entry Draft.

PRONUNCIATION:

LEE-vigh NEHL-suhn



Photo courtesy of Providence Bruins

STATS

REGULAR SEASON

PLAYOFFS

Season	Team	League	GP	G	A	PTS	PIM	PP	SH	GW	+/-	GP	G	A	PTS	PIM
2005-06	Swift Current Broncos	WHL	63	21	17	38	63	-	-	-	-	4	0	0	0	4
2006-07	Swift Current Broncos	WHL	66	18	34	52	125	-	-	-	-	6	4	3	7	4
	Providence Bruins	AHL	1	0	0	0	2	-	-	-	-	4	1	0	1	2
2007-08	Swift Current Broncos	WHL	67	25	36	61	152	-	-	-	-	12	7	8	15	16
2008-09	Providence Bruins	AHL	59	2	5	7	37	-	-	-	-	5	1	1	2	2
	Reading Royals	ECHL	8	2	1	3	28	-	-	-	-	-	-	-	-	-





JEFF PENNER #62

Defense | 5'10" | 191 lbs. | Shoots Left

Born: April 13, 1987 in Winnipeg, Manitoba | Hometown: Steinbach, Manitoba



CAREER:

2008-09: Played his first full professional season with Boston's AHL affiliate in Providence ... Was second among team defensemen in scoring with 10-18=28 totals and 50 penalty minutes in 80 regular season games and led club blueliners in playoff points with 6-5=11 totals in 16 post-season games ... Was named Providence's Man of the Year for his charitable and community contributions ... **2007-08:** Signed with the Bruins as a free agent on Mar. 29 and was assigned to Providence/AHL where he played two scoreless regular season games ... **College:** Played one season of college hockey at the University of Alaska-Fairbanks with 5-7=12 totals and 49 PIM in 35 games in his freshman season ... Received an honorable mention for the CCHA All-Rookie Team ... Forewent his remaining college eligibility when he signed with Boston ... **Juniors:** Played two seasons with Dauphin in the Manitoba Junior Hockey League with 17-71=88 totals in 89 games over that span ... Was named to the MJHL First All-Star Team in 2006-07.

TRANSACTIONS:

Signed by Boston as a free agent, Mar. 29, 2008.

PRONUNCIATION:

JEHF PEH-nuhr



Photo courtesy of Providence Bruins

Full Name:

Jeffrey Ryan Penner

Nickname:

Penz

Family:

Wife, Cheree

Fun Fact:

Was a Business Administration major at the University of Alaska-Fairbanks.

Hobbies/Special Interests:

Golf and beach volleyball.

The best thing about Boston is:

The sports fans.

The strangest thing about Boston is:

The street layout.

One thing that would surprise his teammates:

He's a twin.

Most embarrassing hockey moment:

"Putting the puck in my own net."

Hockey hero & why:

Teemu Selanne - for scoring 76 goals in his rookie season.

One thing he'd change about himself:

His height.

If he could live anywhere in the world for one year, he'd pick:

Italy.

Five Favorites:

Boston place to hang out.....Newbury Street

Subject in school.....Physics

Way to spend an off day.....At the beach

Gadget.....Laptop

MagazineCar and Driver



STATS

REGULAR SEASON

PLAYOFFS

Season	Team	League	GP	G	A	PTS	PIM	PP	SH	GW	+/-	GP	G	A	PTS	PIM
2007-08	Alaska-Fairbanks Nanooks	CCHA	35	5	7	12	49	-	-	-	-	-	-	-	-	-
	Providence Bruins	AHL	2	0	0	0	0	-	-	-	-	-	-	-	-	-
2008-09	Providence Bruins	AHL	80	10	18	28	50	-	-	-	-	16	6	5	11	8





TUUKKA RASK #40

Goal | 6'2" | 171 lbs. | Catches Left
 Born: March 10, 1987 in Savonlinna, Finland | Hometown: Savonlinna, Finland

Full Name:

Tuukka Mikael Rask

Nickname:

Tuuks

Family:

Single

Fun Fact:

He plays the drums.

Hobbies/Special Interests:

Music, movies & sports.

If he could play with any Bruin in history, he'd pick:

Ray Bourque.

Most memorable hockey moment:

His first NHL game in Toronto (a 4-2 win).

Biggest fear/phobia:

Snakes.

The best thing about Boston is:

Friendly people & the sports.

First job:

Stagehand at the Finnish Opera Festival.

Started skating at age:

Five.

Best Boston places to hang out:

Newbury Street, Fenway Park, Boston Common

Five Favorites:

NHL players growing up Patrick Roy &
 Martin Brodeur

Food A good steak

Dessert Strawberry cheesecake

Gadget MacBook

Pump-up song Anything by Metallica



Photo: Eric Levin/Elevin Studios

Tuukka Rask is in his third pro season and is looking to make the full-time move to the NHL after spending most of his first two seasons with Boston's American Hockey League affiliate in Providence.

"He's a natural goaltender, a natural athlete," says Bruins General Manager Peter Chiarelli. "He's learning the North American professional side of the game."

Rask was drafted by the Toronto Maple Leafs as their first pick, 21st overall, in the 2005 NHL Entry Draft and came to the Bruins organization in a trade for Andrew Raycroft on June 24, 2006.

The native of Savonlinna, Finland played two seasons in that country's top league prior to coming to North America and was among the league leaders in goals against average in both seasons.

He also represented his home country in three World Junior Championships (2005, 2006 and 2007) and was named the tournament's top goaltender and to the


All-Tournament Team in 2006.

Rask backstopped Providence to a 27-13-2 record, fifth overall in the AHL in wins, in his first pro season in 2007-08 and was recalled to Boston on four occasions during that year. He went 2-1-1 in four NHL games that season and won his first two Boston games, including a 4-2 victory in Toronto in his first NHL start.

He returned to Providence again for the majority of last season and again excelled, ranking second in that league with 33 regular season victories. He led the AHL Bruins with a 9-7 playoff record as well as the team advanced to the Eastern Conference Finals.

Rask played one game in Boston last season while also dressing as backup for five games over three separate recalls and earned his first NHL shutout as he stopped 35 shots for a 1-0 victory over the NY Rangers on Jan. 31.





CAREER:

2008-09: Spent most of the season with Providence/AHL with a 33-20-4 record and 2.50 GAA in 57 games ... Also had four shutouts and a .915 save percentage ... Tied for second in the AHL in wins ... Played in all 16 Providence playoff games with a 9-7 record, 2.21 GAA and .903 save percentage as the AHL Bruins advanced to the Eastern Conference Final series ... Recalled on three occasions to Boston - Jan. 10 (dressed as backup for one game); Jan. 12-13 (dressed as backup for one game); and Jan. 26-Feb. 2 (1-0-0 in one game played & dressed as backup for three games) ... Played his lone NHL game of the season with his first career shutout in a 1-0 performance vs. New York Rangers on Jan. 31, making 35 saves in that game ... Dressed as backup for five Boston games ... **2007-08:** Played most of his first professional season in Providence/AHL where he had a 27-13-2 record, 2.33 GAA and .905 save percentage in 45 AHL Bruins games ... Ranked fifth overall in the AHL in wins ... Recalled on four occasions to Boston, from Nov. 5-11 (dressed as backup for three games), Nov. 15-18 (dressed as backup for two games), Nov. 19-Dec. 15 (2-1-1 in four games, dressed as backup for ten games) and Jan. 5 (dressed as backup for one game) ... Played his first NHL game and earned his first NHL win with a 4-2 victory in Toronto on Nov. 20 ... Won his first two Boston games ... Faced 30+ shots in each of his three complete games ... Dressed as backup for 16 Boston games ... **Europe:** Played two seasons with Ilves in Finland's top league ... Had a 30-26-17 record and 2.14 goals against average in 79 games over that span ... Tied for the league's seventh-best goals against average in 2005-06 at 2.09 and had the fifth-best GAA in the league in 2006-07 at 2.38 ... Was tied for sixth in the league in wins in 2006-07 with 18 ... **International:** Played for Team Finland in three World Junior Championships - 2005 (2-3-0 record in five games), 2006 (4-2-0 record in six games) and 2007 (2-4-0 record in six games) ... Was named the Tournament's top goaltender and to the All-Tournament Team in 2006.

TRANSACTIONS:

Toronto's first pick, 21st overall, in the 2005 NHL Entry Draft ... Traded to Boston by Toronto for Andrew Raycroft, June 24, 2006.

PRONUNCIATION:

TOO-kuh RASK



NHL FIRSTS:

Game.....Nov. 20, 2007 at Toronto
Win.....Nov. 20, 2007 at Toronto
Shutout.....Jan. 31, 2009 vs. NY Rangers

STREAKS:

Win.....2 - Nov. 20-26, 2007
Unbeaten.....2 - Nov. 20-26, 2007 (2-0-0)
Point.....3 - Nov. 20-Dec. 5, 2007 (2-0-1)

SHUTOUTS:

Regular Season.....1
Playoffs.....0

CAREER VS. NHL TEAMS

Vs.	GP	W-L-O	GA	GAA	SO
Anaheim Ducks	-	-	-	-	-
Atlanta Thrashers	-	-	-	-	-
Boston Bruins	-	-	-	-	-
Buffalo Sabres	-	-	-	-	-
Calgary Flames	-	-	-	-	-
Carolina Hurricanes	-	-	-	-	-
Chicago Blackhawks	-	-	-	-	-
Colorado Avalanche	-	-	-	-	-
Columbus Blue Jackets	-	-	-	-	-
Dallas Stars	-	-	-	-	-
Detroit Red Wings	-	-	-	-	-
Edmonton Oilers	-	-	-	-	-
Florida Panthers	-	-	-	-	-
Los Angeles Kings	-	-	-	-	-
Minnesota Wild	-	-	-	-	-
Montreal Canadiens	1	0-1-0	4	4.00	0
Nashville Predators	-	-	-	-	-
New Jersey Devils	1	0-0-1	1	15.00	0
New York Islanders	-	-	-	-	-
New York Rangers	1	1-0-0	0	0.00	1
Ottawa Senators	-	-	-	-	-
Philadelphia Flyers	1	1-0-0	3	3.00	0
Phoenix Coyotes	-	-	-	-	-
Pittsburgh Penguins	-	-	-	-	-
St. Louis Blues	-	-	-	-	-
San Jose Sharks	-	-	-	-	-
Tampa Bay Lightning	-	-	-	-	-
Toronto Maple Leafs	1	1-0-0	2	2.00	0
Vancouver Canucks	-	-	-	-	-
Washington Capitals	-	-	-	-	-

STATS

REGULAR SEASON

PLAYOFFS

Season	Team	League	GP	MINS	W-L-O	GA	GAA	SO	SV%	GP	MINS	W-L	GA	GAA	SO
2005-06	Ilves	FIN	30	1724	12-8-7	60	2.09	2	-	3	180	0-3	7	2.33	0
2006-07	Ilves	FIN	49	2872	18-18-10	114	2.38	3	-	7	397	2-5	20	3.02	0
2007-08	Boston Bruins	NHL	4	184	2-1-1	10	3.26	0	.886	-	-	-	-	-	-
	Providence Bruins	AHL	45	2570	27-13-2	100	2.33	1	.905	10	605	6-4	22	2.18	2
2008-09	Boston Bruins	NHL	1	60	1-0-0	0	0.00	1	1.000	-	-	-	-	-	-
	Providence Bruins	AHL	57	3340	33-20-4	139	2.50	4	.915	16	977	9-7	36	2.21	0
NHL/Boston Totals			5	244	3-1-1	10	2.46	1	.919	-	-	-	-	-	-





MARK RECCHI #28

Right Wing | 5'10" | 195 lbs. | Shoots Left

Born: February 1, 1968 in Kamloops, British Columbia | **Hometown:** Kamloops, British Columbia

Full Name:

Mark Louis Recchi

Nickname:

Rex

Family:

Sons, Cameron & Austin; Daughters, Christina, Samantha & Isabella

Fun Fact:

Is part of the ownership group of his hometown junior team, the Western Hockey League's Kamloops Blazers.

Hobbies/Special Interests:

Golf, tennis and reading.

If he could play with any Bruin in history, he'd pick:

Bobby Orr.

Most memorable hockey moments:

Stanley Cup championships in 1991 and 2006 and his first NHL game in Toronto.

The best advice he received growing up:

If you are going to do something, do it 100%.

Hockey hero and why:

Bryan Trottier for the way he played the game.

Biggest fear/phobia:

Claustrophobia.

One thing he has too many of:

Watches.

First job:

Delivering newspapers.

Five Favorites:

Boston athleteJason Bay

DessertChocolate cake

Non-hockey sport to watchFootball

GadgetCell phone

Junk foodKettle salt & vinegar chips



Photo: Eric Levin/Elevin Studios

Mark Recchi is in his 22nd pro season and his first full season in a Boston uniform after he was acquired from Tampa Bay at the March, 2009 trade deadline. He enters this season as the all-time active leader in assists and points, is second among active NHLers in games played and fourth in goals.

A two-time Stanley Cup champion (with Pittsburgh in 1991 and Carolina in 2006), he has scored 20-or-more goals in 16 seasons, including eight of his last nine, and has hit the 100+ point mark on three occasions. His best offensive season came in 1992-93 with Philadelphia with 53 goals and 70 assists for 123 points.

He has played in all of his team's games in 11 seasons and he owns the league's eighth-longest iron-man streak at 570 straight games played from 1992-1998. That durability is impressive given his penchant for tipping pucks in the physical, high traffic areas in front of the net.

As Bruins General Manager Peter Chiarelli says, "Mark excels in the greasy areas

of the rink."

Drafted by Pittsburgh as their fourth pick, 67th overall, in the 1988 NHL Entry Draft, Boston is Recchi's seventh NHL team. He has previously played for Pittsburgh, Philadelphia, Montreal, Carolina, Atlanta and Tampa Bay and has represented his team in seven NHL All-Star Games, including 1997 when he earned Most Valuable Player honors with a hat trick in that contest.

The native of Kamloops, British Columbia has represented Canada in five international tournaments, including 1998 Olympic Games and the Gold-medal 1988 World Junior Championship team.

Recchi began last season in Tampa Bay where he ranked third in the Lightning scoring race at the time of his March 4 acquisition by the Bruins. He recorded ten goals and 16 points in 18 Boston games and added six points in 11 playoff contests.





MARK RECCHI #28



CAREER:

Finished the 2008-09 season ranked first among active players in assists and points, second in games played and fourth in goals ... Ranked 14th all-time in games played and points, 18th in assists and 26th in goals ... Has played in seven NHL All-Star Games (1991, 1993, 1994, 1997, 1998, 1999, 2000) ... Has a 1/10 record in NHL shootouts (1 deciding goal) ... Has taken three career regular season and one career playoff penalty shots (0 goals) ... Has won two Stanley Cup championships (1991 with Pittsburgh, 2006 with Carolina) ... **2008-09:** Had 23-38=61 combined totals between Tampa Bay and Boston, his 16th career season with 20-or-more goals ... Began the season in Tampa and ranked third in the Lightning scoring race with 13-32=45 totals at the time of his Mar. 4 trade to Boston, the third time in his career he had been dealt at the trade deadline ... Added 10-6=16 totals in 18 Boston games ... Had 13 multiple-point games, including matching his career-high for assists in a game with five in Calgary on Mar. 1 and a 2-2=4 effort vs. Montreal on Apr. 9 ... Had a five-game point streak from Mar. 15-29 (5-2=7 totals) and had four four-game point streaks as well ... Took an unsuccessful penalty shot (third career) vs. Montreal's Carey Price on Jan. 27 ... Earned his 1,400th NHL point in a two-assist effort Dec. 23 at Pittsburgh ... Did not dress for two Tampa games (coach's decision) ... Added 3-3=6 totals in 11 playoff games, including a 1-1=2 night on May 12 in game six vs. Carolina ... **2007-08:** Began the season in Pittsburgh with 2-6=8 totals in 19 games before he was claimed off waivers by Atlanta on Dec. 8 ... Finished second in the Thrashers' scoring race ... Had 11 multiple-point games ... Had a five-game point streak from Dec. 15-23 (2-6=8 totals) ... Played his 1,400th NHL game Mar. 13 vs. Calgary ... **2006-07:** Played in every game of the season for the ninth time in his career and reached the 20+ goal mark for the seventh straight season ... Was third in the team's scoring race ... Recorded his seventh career hat trick in a 3-1=4 effort Jan. 20 vs. Toronto ... Played his 1,300th NHL game Jan. 16 vs. NY Islanders, scored his 500th NHL goal Jan. 26 vs. Dallas (the 38th player in NHL history to reach that milestone), recorded his 800th NHL assist Dec. 15 vs. NY Islanders and registered his 1,300th NHL point with the game-tying goal that forced overtime on Jan. 7 vs. Tampa Bay ... **2005-06:** Played 83 combined games with Pittsburgh and Carolina ... Began the season in Pittsburgh with 24-33=57 totals in 63 Penguins games, including his sixth career hat trick on Mar. 4 vs. Carolina's Cam Ward, just five days before his Mar. 9 trade to the Hurricanes ... Added 4-3=7 totals in 20 Carolina games, but posted 7-9=16 totals in 25 playoff games as the Hurricanes won the Stanley Cup, his second career NHL championship ... He scored the game-winning goal in game four of the Finals that put the Hurricanes up three games to one in the championship series ... **2004-05:** Did not play during the NHL lockout ... **2003-04:** Earned team MVP honors for the third time as a Flyer as he led the team in all categories with 26-49=75 totals ... Became just the 40th player in NHL history to reach 1,200 career points in a two-assist effort vs. NY Islanders on Mar. 25 ... **2002-03:** Scored his fifth career hat trick in a 3-1=4 performance on Oct. 12 at Calgary with the goals coming one each even strength, shorthanded and on the power play ... Had a five-game point streak from Feb. 20-Mar. 1 (3-2=5 totals) ... Recorded his 1,100th NHL point in a two-assist night Jan. 7 vs. Buffalo ... Missed two games with the flu ... Scored his first career playoff overtime goal with a score in the third extra session on Apr. 16 vs. Toronto ... **2001-02:** Finished third in the team's scoring race ... Scored his fourth career hat trick on Oct. 20 vs. Washington ... Played his 1,000th NHL game Mar. 23 vs. Pittsburgh and scored his 400th NHL goal Dec. 18 vs. St. Louis ... Missed two games with an NHL-imposed suspension for an elbowing major vs. Calgary on Mar. 7 ... **2000-01:** Led the team in scoring for the second straight season ... 8 of his 27 goals proved game-winners ... Had an 11-game point streak from Feb. 25-Mar. 16 (6-13=19 totals) ... Scored his 1,000th NHL point with a goal Mar. 13 vs. St. Louis, becoming the 60th player in NHL history to reach that milestone ... Recorded his 600th NHL assist in a 2-2=4 effort Jan. 31 at Pittsburgh and played his 900th NHL game Jan. 27 vs. Carolina ... Missed 13 games to injury (concussion) ... Took an unsuccessful playoff penalty shot Apr. 11 on Buffalo's Dominik Hasek ... **1999-2000:** Finished third in the Art Ross scoring race with 91 points, led the league in assists with 63 and was named the team's MVP ... Had 24 multiple-point games ... Had an 11-game point streak from Nov. 22-Dec. 16 (7-11=18 totals) ... Played his 800th NHL game Nov. 13 vs. San Jose and recorded his 900th NHL point with an assist Jan. 17 vs. Florida ... Played in his seventh NHL All-Star Game, his fourth straight, and had an assist in that contest ... Added 6-12=18 totals in 18 playoff games, including a career playoff-high 1-4=5 night on May 7 vs. Pittsburgh which tied a club record for assists and points in a playoff game ... **1998-99:** Led the Canadiens in scoring with 47 points in 61 games at the time of his Mar. 10 trade to Philadelphia ... Added 4-2=6 totals in ten Flyers games ... Had his consecutive games played streak snapped at 570, eighth-longest in NHL history, when he missed the Dec. 12 game with pneumonia ... That was his first game missed since the streak began on Oct. 4, 1991 ... Played in his sixth NHL All-Star Game ... **1997-98:** Led the team in goals and points, hitting the 30+ goal mark for the seventh time in his career with 32 ... Scored his third career hat trick Oct. 4 in Boston ... Played his 700th NHL game Mar. 28 vs. Tampa Bay and scored his 300th NHL goal Dec. 12 vs. New Jersey ... Named NHL Player of the Week for Dec. 29-Jan. 4 (4-3=7 totals in four games) ... Played in his fifth NHL All-Star Game ... **1996-97:** Led the Canadiens in goals with 34, including his second career NHL hat trick scored Nov. 21 at Boston ... Recorded his 700th NHL point with a goal Mar. 1 vs. Edmonton and recorded his 400th NHL assist

NHL FIRSTS:

Game Nov. 16, 1988 vs. Toronto
Goal Jan. 20, 1989 vs. Winnipeg
Assist Jan. 20, 1989 vs. Winnipeg

SINGLE-GAME HIGHS:

Goals 3 - 7x, Nov. 18, 1991 at Quebec, Nov. 21, 1996 at Boston, Oct. 4, 1997 at Boston, Oct. 20, 2001 vs. Washington, Oct. 12, 2002 at Calgary, Mar. 4, 2006 vs. Carolina, Jan. 20, 2007 vs. Toronto
Assists 5 - 2x, last Mar. 1, 2009 at Calgary
Points 6 - 2x, last Nov. 12, 1992 vs. NY Islanders (2-4=6)

STREAKS:

Goals 6 - 4x, last Dec. 19-31, 1989 (6-0=6)
Assists 8 - 4x, last Oct. 21-Nov. 4, 1995 (0-13=13)
Points 17 - Oct. 18-Nov. 28, 1998 (14-23=37)

CAREER VS. NHL TEAMS

Vs.	GP	G	A	PTS	PIM
Anaheim Ducks	19	3	18	21	20
Atlanta Thrashers	33	12	22	34	26
Boston Bruins	79	40	39	79	47
Buffalo Sabres	77	23	45	68	40
Calgary Flames	31	9	23	32	17
Carolina Hurricanes	81	32	45	77	56
Chicago Blackhawks	30	11	15	26	27
Colorado Avalanche	43	18	21	39	26
Columbus Blue Jackets	9	3	3	6	7
Dallas Stars	32	10	22	32	14
Detroit Red Wings	34	18	14	32	22
Edmonton Oilers	30	11	14	25	18
Florida Panthers	61	14	35	49	77
Los Angeles Kings	30	18	15	33	12
Minnesota Wild	11	3	4	7	4
Montreal Canadiens	52	10	32	42	20
Nashville Predators	9	2	5	7	4
New Jersey Devils	95	33	43	76	34
New York Islanders	104	42	77	119	73
New York Rangers	106	40	63	103	86
Ottawa Senators	65	12	36	48	49
Philadelphia Flyers	63	18	35	53	47
Phoenix Coyotes	32	19	23	42	27
Pittsburgh Penguins	70	22	52	74	30
St. Louis Blues	33	14	29	43	27
San Jose Sharks	24	8	21	29	4
Tampa Bay Lightning	58	18	32	50	33
Toronto Maple Leafs	56	20	42	62	18
Vancouver Canucks	30	15	11	26	10
Washington Capitals	93	47	61	108	89

Nov. 23 vs. Toronto ... Played in his fourth NHL All-Star Game and earned MVP honors with a hat trick in that contest ... **1995-96:** Played his 500th NHL game on Dec. 22 vs. Pittsburgh ... **1994-95:** Had 2-3=5 totals in ten Flyers games at the time of his Feb. 9 trade to Montreal and ended the season leading the Canadiens in goals and points with 14-29=43 totals in 39 Montreal contests ... Took his first two career penalty shots, both unsuccessful, vs. Ottawa's Don Beaupre on Feb. 6 and Buffalo's Dominik Hasek on Mar. 8 ... **1993-94:** Led the Flyers in scoring with 40-67=107 totals, his third career 100+ point season and fourth with 40-or-more goals, and he finished fifth overall in the league's scoring race ... Recorded his 500th NHL point with an assist Mar. 26 vs. New Jersey ... Played in his third NHL All-Star Game ... **1992-93:** Set career season-highs in goals (53) and points (123), his first career 50-goal year and second season with 100+ points ... Finished 11th overall in the league in goals and tenth in the Art Ross scoring race while setting a Flyers team record for points in a season ... Won the team's MVP award ... Matched his career-high for points in a game with a 2-4=6 effort Nov. 12 vs. NY Islanders ... Had a 17-game point streak from Oct. 18-Nov. 28 (14-23=37 totals) ... Named NHL Player of the Week for Nov. 9-15 (3-9=12 totals in three games) ... Played in his second





MARK RECCHI #28

NHL All-Star Game ... **1991-92:** Earned a Second Team NHL All-Star berth ... Had 33-37=70 totals in 58 Penguins games at the time of his Feb. 19 trade to Philadelphia ... Added 10-17=27 totals in 22 Flyers games ... Had 30 multiple-point games, including his first career hat trick in a career-high 3-3=6 effort Nov. 18 vs. Quebec's Ron Tugnutt ... **1990-91:** Played his first full NHL season and finished fourth in the league in both assists and points while leading the Penguins in scoring with 40-73=113 totals ... Had 36 multiple-point games, including a career-high for assists in a game with five vs. NY Rangers on Dec. 3 ... Tied a club record with nine game-winning goals, which ranked third in the NHL that season ... Had an 11-game point streak from Oct. 23-Nov. 14 ... Played in his first career NHL All-Star Game ... Added 10-24=34 totals in 24 playoff games as the Penguins won their first Stanley Cup championship ... Played his first NHL playoff game Apr. 3 vs. New Jersey ... **1989-90:** Had 30-37=67 totals in 74 Pittsburgh games, finishing third overall in the NHL's rookie scoring race and second in rookie goals ... Named NHL Rookie of the Month for February ... Also played four games in Muskegon/IHL with 7-4=11 totals in that span before his recall to the Penguins ... **1988-89:** Spent most of his first pro season in Muskegon/IHL with 50-49=99 totals in just 63 games as he earned IHL Second-Team All-Star honors ... Had 1-1=2 totals in 15 Penguins games ... Played his first NHL game Nov. 16 vs. Toronto, and recorded his first NHL points with a goal and an assist Jan. 20 vs. Winnipeg ... **Juniors:** Played three full seasons of junior hockey in the Western Hockey League with New Westminster and Kamloops with 108-184=292 totals and 193 PIM in 178 career junior games ... Was named a WHL West First Team All-Star in his final junior season of 1987-88 with 61 goals and a league-leading 93 assists for 154 points in 62 games ... Led the WHL in playoff assists and points in both 1987 (10-21=31 totals) and 1988 (7-14=21 totals) with Kamloops ... **International:** Has represented Canada on five occasions - the 1988 World Junior Championships (0-5=5 totals in seven games while winning a Gold medal); 1990 (0-2=2 totals in five games), 1993 (2-5=7 totals in eight games) and 1997 (3-3=6 totals in nine games) World Championships; and in the 1998 Olympic Games in Nagano, Japan (0-2=2 totals in five games).

AWARDS:

NHL Second All-Star Team (1991-92).

TRANSACTIONS:

Pittsburgh's fourth pick, 67th overall, in the 1988 NHL Entry Draft ... Traded to Philadelphia by Pittsburgh with Brian Benning and 1992 first round draft pick (Jason Bowen) for Rick Tocchet, Kjell Samuelsson and Ken Wregget, Feb. 19, 1992 ... Traded to Montreal by Philadelphia with 1995 third round draft pick (Martin Hohenberger) for John LeClair, Eric Desjardins and Gilbert Dionne, Feb. 9, 1995 ... Traded to Philadelphia by Montreal for Dainius Zubrus, 1999 second round (Matt Carner) and 2000 sixth round (Scott Selig) draft picks, Mar. 10, 1999 ... Signed as a free agent by Pittsburgh, July 9, 2004 ... Traded to Carolina by Pittsburgh for Niklas Nordgren, Krystofer Kolanos and 2007 second round draft pick (Kevin Marshall), Mar. 9, 2006 ... Signed as a free agent by Pittsburgh, July 25, 2006 ... Claimed off waivers by Atlanta from Pittsburgh, Dec. 8, 2007 ... Signed as a free agent by Tampa Bay, July 8, 2008 ... Traded to Boston by Tampa Bay with 2010 second round draft pick for Martins Karsums and Matt Lashoff, Mar. 4, 2009.

PRONUNCIATION:

MAHRK REH-kee



STATS

REGULAR SEASON

PLAYOFFS

Season	Team	League	GP	G	A	PTS	PIM	PP	SH	GW	+/-	GP	G	A	PTS	PIM
1988-89	Pittsburgh Penguins	NHL	15	1	1	2	0	0	0	0	-2	-	-	-	-	-
	Muskegon Fury	IHL	63	50	49	99	86	-	-	-	-	14	7	14	21	28
1989-90	Pittsburgh Penguins	NHL	74	30	37	67	44	6	2	4	+6	-	-	-	-	-
	Muskegon Fury	IHL	4	7	4	11	2	-	-	-	-	-	-	-	-	-
1990-91	Pittsburgh Penguins	NHL	78	40	73	113	48	12	0	9	Evn	24	10	24	34	33
1991-92	Pittsburgh Penguins	NHL	58	33	37	70	78	16	1	4	-16	-	-	-	-	-
	Philadelphia Flyers	NHL	22	10	17	27	18	4	0	1	-5	-	-	-	-	-
1992-93	Philadelphia Flyers	NHL	84	53	70	123	95	15	4	6	+1	-	-	-	-	-
1993-94	Philadelphia Flyers	NHL	84	40	67	107	46	11	0	5	-2	-	-	-	-	-
1994-95	Philadelphia Flyers	NHL	10	2	3	5	12	1	0	2	-6	-	-	-	-	-
	Montreal Canadiens	NHL	39	14	29	43	16	8	0	1	-3	-	-	-	-	-
1995-96	Montreal Canadiens	NHL	82	28	50	78	69	11	2	6	+20	6	3	3	6	0
1996-97	Montreal Canadiens	NHL	82	34	46	80	58	7	2	3	-1	5	4	2	6	2
1997-98	Montreal Canadiens	NHL	82	32	42	74	51	9	1	6	+11	10	4	8	12	6
1998-99	Montreal Canadiens	NHL	61	12	35	47	28	3	0	2	-4	-	-	-	-	-
	Philadelphia Flyers	NHL	10	4	2	6	6	0	0	0	-3	6	0	1	1	2
1999-2000	Philadelphia Flyers	NHL	82	28	63	91	50	7	1	5	+20	18	6	12	18	6
2000-01	Philadelphia Flyers	NHL	69	27	50	77	33	7	1	8	+15	6	2	2	4	2
2001-02	Philadelphia Flyers	NHL	80	22	42	64	46	7	2	4	+5	4	0	0	0	2
2002-03	Philadelphia Flyers	NHL	79	20	32	52	35	8	1	3	Evn	13	7	3	10	2
2003-04	Philadelphia Flyers	NHL	82	26	49	75	47	14	1	5	+18	18	4	2	6	4
2004-05	Did Not Play															
2005-06	Pittsburgh Penguins	NHL	63	24	33	57	56	11	0	2	-28	-	-	-	-	-
	Carolina Hurricanes	NHL	20	4	3	7	12	2	0	1	-8	25	7	9	16	18
2006-07	Pittsburgh Penguins	NHL	82	24	44	68	62	14	0	3	+1	5	0	4	4	0
2007-08	Pittsburgh Penguins	NHL	19	2	6	8	12	2	0	0	-2	-	-	-	-	-
	Atlanta Thrashers	NHL	53	12	28	40	20	5	0	0	-16	-	-	-	-	-
2008-09	Tampa Bay Lightning	NHL	62	13	32	45	20	2	0	1	-15	-	-	-	-	-
	Boston Bruins	NHL	18	10	6	16	2	4	0	2	-3	11	3	3	6	2
NHL Totals			1490	545	897	1442	964	186	18	83	-17	151	50	73	123	79
Boston Totals			18	10	6	16	2	4	0	2	-3	11	3	3	6	2





KEVIN REGAN #50

Goal | 6'1" | 190 lbs. | Catches Left

Born: July 25, 1984 in Boston, Massachusetts | Hometown: South Boston, Massachusetts



CAREER:

2008-09: Played his first full pro season in both the AHL with Providence and ECHL with Gwinnett and Alaska ... Went 9-7-2 with a 2.99 goals against average in 21 AHL Bruins games ... Had a combined 3-3-0 record with a 2.48 GAA in six games during two ECHL stints from Jan. 16-29 and Feb. 2-18 ... **2007-08:** Joined Providence/AHL at the conclusion of his college season and earned a 3-0 shutout in Manchester on Apr. 12 in his first professional game ... **College:** Played four seasons of college hockey at the University of New Hampshire, finishing as that school's all-time leader in wins and the only goaltender in school history to record consecutive 20-win seasons ... Had a 70-29-10 record, 2.27 GAA and .928 save percentage in 112 career college games ... His 2007-08 honors included a unanimous selection as Hockey East Player of the Year, finalist for the Hobey Baker Award as the nation's top college player, First Team All-American, First Team All-Hockey East and the Walter Brown Award as the top American-born New England college player ... **Juniors:** Played one season in the USHL with Waterloo in 2003-04.

TRANSACTIONS:

Boston's tenth pick (ninth round), 277th overall, in the 2003 NHL Entry Draft.

PRONUNCIATION:

KEH-vihn REE-guhn



Photo courtesy of Providence Bruins

Full Name:

Kevin Barry Regan

Family:

Single

Fun Facts:

He graduated from the University of New Hampshire with a degree in Finance and Business ... Knows how to juggle.

Hobbies/Special Interests:

Golf, biking and movies.

If he could play with any Bruin in history, he'd pick:

Andy Moog.

Best Boston place to hang out:

Carson Beach.

The best advice he received growing up:

Always work hard.

Three things he'd take if stranded on a desert island:

Laptop, iPod and a pillow.

Hockey hero:

Patrick Roy.

Hockey ritual:

Juggling before games.

Biggest fear/phobia:

Failure.

First job:

Lifeguard.

Five Favorites:

Boston team Patriots

Holiday Christmas

Video game Call of Duty

Junk food Brownies

Non-hockey sport to watch College football



STATS

REGULAR SEASON

PLAYOFFS

Season	Team	League	GP	MINS	W-L-O	GA	GAA	SO	SV%	GP	MINS	W-L	GA	GAA	SO
2004-05	Univ. New Hampshire Wildcats	HE	23	1276	15-4-2	50	2.35	0	-	-	-	-	-	-	-
2005-06	Univ. New Hampshire Wildcats	HE	23	1299	8-8-5	57	2.63	3	-	-	-	-	-	-	-
2006-07	Univ. New Hampshire Wildcats	HE	35	2066	24-9-2	71	2.06	3	-	-	-	-	-	-	-
2007-08	Univ. New Hampshire Wildcats	HE	32	1958	23-8-1	72	2.21	3	-	-	-	-	-	-	-
2008-09	Providence Bruins	AHL	1	60	1-0-0	0	0.00	1	1.000	-	-	-	-	-	-
	Providence Bruins	AHL	21	1124	9-7-2	56	2.99	0	.896	-	-	-	-	-	-
	Gwinnett Gladiators	ECHL	2	120	1-1-0	5	2.50	0	.904	-	-	-	-	-	-
	Alaska Aces	ECHL	4	243	2-2-0	10	2.47	0	.924	-	-	-	-	-	-





YANNICK RIENDEAU #49

Right Wing | 5'11" | 187 lbs. | Shoots Left

Born: June 18, 1988 in Brossard, Quebec | Hometown: Boucherville, Quebec

Full Name:

Yannick Riendeau

Nickname:

Yan

Family:

Single

Fun Fact:

He played part of the 2007-08 season in France.

Hobbies/Special Interests:

Golf, tennis & volleyball.

If he could play with any Bruin in history, he'd pick:

Ray Bourque.

If he could meet anyone in history, he'd pick:

Tiger Woods, to ask how he stays so focused with all of the distractions.

Worst habit:

Biting his nails.

One thing that would surprise his teammates:

His dancing abilities.

If he could change one thing about himself, he would:

Be stronger.

If he could pick two celebrity parents, he'd choose:

Jessica Alba and The Rock.

Three things he'd take if stranded on a desert island:

Hockey stick, a puck and a goal.

Five Favorites:

Boston athlete Kevin Garnett

Vacation spot Cuba

Ice cream flavor Cherry

Way to spend an off day Shopping

Gadget Cell phone



CAREER:

Juniors: Played five seasons of junior hockey in the Quebec Major Junior Hockey League with Rouyn-Noranda and Drummondville ... Had 150-187=337 totals with 149 PIM in 298 career junior games ... Averaged nearly two points a game in 2008-09 as he led the QMJHL in goals, assists and points with 58-68=126 totals in 64 games ... Also led the league in power play (24) and game-winning (15) goals ... Upped that production in the playoffs as he led the CHL in playoff scoring with 29-23=52 totals in 19 post-season games as Drummondville won the QMJHL championship and advanced to the Memorial Cup tournament ... Was named the

Most Sportsmanlike Player of the Memorial Cup tournament as he had just two penalty minutes while recording 2-6=8 totals in four tournament games ... Was named a First Team QMJHL All-Star in 2008-09 ... **Europe:** Played 24 games with Chamonix in France at the start of the 2007-08 season with 11-11=22 totals in those contests before returning to his junior team in Rouyn-Noranda.

TRANSACTIONS:

Signed by Boston as a free agent, Apr. 2, 2009.

PRONUNCIATION:

YAH-nihk ree-EHN-doh



Credit: Perfoto Ghyslain Bergeron

STATS

REGULAR SEASON

PLAYOFFS

Season	Team	League	GP	G	A	PTS	PIM	PP	SH	GW	+/-	GP	G	A	PTS	PIM
2004-05	Rouyn-Noranda Huskies	QMJHL	58	10	15	25	22	-	-	-	-	6	0	1	1	0
2005-06	Rouyn-Noranda Huskies	QMJHL	67	27	38	65	40	-	-	-	-	5	0	2	2	6
2006-07	Rouyn-Noranda Huskies	QMJHL	67	32	40	72	38	-	-	-	-	10	9	5	14	6
2007-08	Chamonix	France	24	11	11	22	87	-	-	-	-	-	-	-	-	-
	Rouyn-Noranda Huskies	QMJHL	42	23	26	49	18	-	-	-	-	17	8	13	21	14
2008-09	Drummondville Voltigeurs	QMJHL	64	58	68	126	31	-	-	-	-	19	29	23	52	16





MICHAEL RYDER #73

Right Wing | 6'0" | 192 lbs. | Shoots Right
Born: March 31, 1980 in St. John's, Newfoundland | Hometown: Bonavista, Newfoundland



Photo: Eric Levin/Elevin Studios



Full Name:

Michael Glenn Wayne Ryder

Nickname:

Ryds

Family:

Single

Fun Facts:

Boston is his fourth team with Claude Julien as his head coach (Hull in QMJHL, Hamilton in AHL, Montreal in NHL) ... Played in the NHL's first regular season outdoor game between Montreal and Edmonton on November 22, 2003 in Edmonton's Commonwealth Stadium.

Hobbies/Special Interests:

Golf and playing the guitar.

His ideal NHL linemate would be:

Mario Lemieux.

Most embarrassing hockey moment:

Stepping on the ice for practice with his skate guards on.

Worst habit:

Being late.

The best thing about Boston is:

The people.

The strangest thing about Boston is:

The driving.

Biggest fear/phobia:

Heights.

One thing he has too much of:

Golf equipment.

Five Favorites:

Pump-up song Anything by AC/DC

Boston place to hang out The North End

Dessert Chocolate mousse cake

Gadget BlackBerry

Magazine Golf Digest

Michael Ryder is in his tenth pro season and his second as a Bruin since signing with the team as a free agent in July, 2008. The move reunited him with coach Claude Julien for the fourth time in his career, as he has played under Julien's tutelage at the junior hockey, AHL and NHL levels.

The Newfoundland native is a natural offensive threat who has scored 25-or-more goals in four of his five full NHL seasons, including consecutive 30-goal campaigns in 2005-06 and 2006-07.

"He's got a tremendous release and a very good cycle off the half-wall," says Bruins General Manager Peter Chiarelli.

Ryder was drafted by Montreal as their ninth pick, 216th overall, in the 1998 NHL Entry Draft out of his junior team in Hull, where he had been named to the Quebec Major Junior Hockey League All-Rookie Team in 1997-98.

He returned following the draft to play two more junior seasons and led the

Olympiques in scoring in each year, including a 108-point season in 1999-2000. He turned pro in 2000 and spent his first three pro seasons in the minor leagues at the ECHL and AHL levels, including a 2002-03 season in Hamilton where he helped lead the Bulldogs to the AHL's Calder Cup finals.

The right wing made the Canadiens on a full-time basis in 2003-04 and led all NHL rookies in goals, assists and points with 25-38=63 totals. He was named to the All-Rookie Team while finishing second in the Calder Trophy balloting as the league's top rookie. Ryder went on to become the first Canadian in over 20 years to score 25-or-more goals in each of his first three seasons.

He played his first season in a Bruins uniform last year and was second on the team with 27 goals, the second-highest total of any of his NHL campaigns. He tied for the club's post-season scoring lead with 13 points, as he was held without a point in just two of 11 playoff contests.





MICHAEL RYDER #73



CAREER:

Has a 2/12 record in NHL shootouts (2 deciding goals) ... Has taken one career penalty shot (no goal) ... **2008-09:** Hit the 25+ goal mark for the fourth time in his five NHL seasons ... Had 12 multiple-point games with his season-high a 2-1=3 effort Feb. 26 vs. Anaheim ... Had a five-game point streak from Mar. 15-29 (3-4=7 totals) and had a four-game point streak from Oct. 9-18 (1-4=5 totals) ... Went 1 for 3 in shootouts with the goal proving the deciding score on Jan. 21 in Toronto ... Played his first game as a Bruin Oct. 9 in Colorado with his first point as a Bruin a goal in that game ... His first assists as a Bruin came in a two-assist effort Oct. 11 at Minnesota ... Scored his 100th NHL goal Oct. 9 in Colorado ... Missed eight games to injuries (flu-like symptoms & broken facial bone) ... Tied for the team's playoff scoring lead with 5-8=13 totals in 11 post-season games ... Had three multiple-point playoff games ... Had a five-game post-season point streak from Apr. 16-May 1 (5-4=9 totals) and a four-game streak from May 8-14 (0-4=4 totals) ... **2007-08:** Missed 12 games after missing just two over his first three NHL seasons combined ... Had three multiple-point games with his season-highs 2-1=3 efforts each Jan. 3 vs. Tampa Bay and Feb. 19 vs. NY Rangers ... Took 13 shots on goal vs. Boston on Nov. 17 ... Recorded his 100th NHL assist Jan. 10 in Boston, recorded his 200th NHL point Feb. 26 vs. Atlanta and played his 300th NHL game Mar. 1 vs. New Jersey ... **2006-07:** Led the team in goals with his second straight 30-goal season, the first Canadien with consecutive 30-goal campaigns since Mark Recchi (1996-98) and was the first Montreal player to score 25-or-more goals in each of his first three seasons since Mats Naslund (1982-85) ... Had 13 multiple-point games, including tying his career-high for points in a game with a 3-1=4 effort in the second period Apr. 7 at Toronto, his second career hat trick ... Had a four-game point streak from Dec. 16-23 (2-4=6 totals) ... Played his 200th NHL game Dec. 30 vs. Tampa Bay ... **2005-06:** Led the Canadiens in goals with his first 30-goal season and was the first Canadien to hit that plateau since 2002-03 ... Had 14 multiple-point games, including two three-point efforts ... Netted his first career hat trick Feb. 5 vs. Philadelphia ... Had a career-best five-game goal streak from Dec. 10-20 (five goals), part of a career-best six-game point streak from Dec. 10-23 (5-2=7 totals) ... Scored the game-winning goals with less than 30 seconds remaining in the third period or overtime in each of the club's first two games, the first time in NHL history a player accomplished that feat ... Took his first career penalty shot Dec. 31, unsuccessful vs. Carolina's Martin Gerber ... Played his 100th NHL game Nov. 15 vs. Florida and recorded his 100th NHL point Feb. 28 vs. NY Islanders ... **2004-05:** Played the lockout season in Sweden in Leksand (Div. 2) with 34-27=61 totals in 42 games ... **2003-04:** Played his first NHL season ... Led league rookies in goals, assists and points with 25-38=63 totals, finished second to Boston's Andrew Raycroft in the balloting for the Calder Trophy as the league's top rookie and was named to the NHL's All-Rookie Team ... Had 16 multiple-point games, including tying his career-high for points in a game with a 2-2=4 night Jan. 10 vs. Pittsburgh ... Had a six-game point streak from Feb. 19-28 (4-4=8 totals) ... Played his first NHL game Oct. 9 at Ottawa ... Scored his first NHL point with a goal Oct. 11 at Toronto and recorded his first NHL assist Oct. 14 vs. Washington ... Played in the YoungStars Game during the NHL All-Star festivities ... **2002-03:** Played his first full AHL season with Hamilton ... Led the team in goals with 34 while finishing second overall in the team's scoring race with 67 points ... Had 11-6=17 totals in 23 playoff games as Hamilton advanced to the Calder Cup finals ... **2001-02:** Split the season between Mississippi/ECHL (14-13=27 totals in 20 games) and Quebec/AHL (11-17=28 totals in 50 games) ... **2000-01:** Began the season in Tallahassee/ECHL with 4-5=9 totals in five games before going to Quebec/AHL for the remainder of the season ... Had 6-9=15 totals with 14 PIM in 61 games ... **Juniors:** Played three seasons of junior hockey in Hull/QMJHL with 128-129=257 totals and 156 PIM in 201 career junior games ... Named to the QMJHL All-Rookie Team in 1997-98 ... Led the Olympiques in scoring in both 1998-99 (44-43=87 totals) and 1999-2000 (50-58=108 totals) ... **International:** Played for Team Canada at the 2000 World Junior Tournament, winning a bronze medal (1-3=4 totals with 6 PIM in 7 games)..

PRONUNCIATION:

MIGH-kuhl RIGH-duhr




TRANSACTIONS:

Montreal's ninth pick, 216th overall, in the 1998 NHL Entry Draft ... Signed by Boston as a free agent, July 1, 2008.





MICHAEL RYDER #73



NHL FIRSTS:

Game..... Oct. 9, 2003 at Ottawa
Goal & Point..... Oct. 11, 2003 at Toronto
Assist..... Oct. 14, 2003 vs. Washington

SINGLE-GAME HIGHS:

Goals..... 3 - 2x, Feb. 5, 2006 vs. Philadelphia,
Apr. 7, 2007 at Toronto
Assists..... 2 - 14x, last Nov. 29, 2008 vs. Detroit
Points..... 4 - 2x, last Apr. 7, 2007 at Toronto (3-1=4)

STREAKS:

Goals..... 5 - Dec. 10-20, 2005 (5-0=5)
Assists..... 4 - Mar. 19-29, 2009 (0-4=4)
Points..... 6 - 2x, last Dec. 10-23, 2005 (5-2=7)

CAREER VS. NHL TEAMS

Vs.	GP	G	A	PTS	PIM
Anaheim Ducks	4	4	2	6	2
Atlanta Thrashers	19	9	8	17	18
Boston Bruins	29	10	9	19	4
Buffalo Sabres	35	11	10	21	22
Calgary Flames	5	0	3	3	2
Carolina Hurricanes	19	6	5	11	8
Chicago Blackhawks	5	0	2	2	2
Colorado Avalanche	4	3	2	5	4
Columbus Blue Jackets	4	2	1	3	0
Dallas Stars	3	1	1	2	2
Detroit Red Wings	4	0	2	2	0
Edmonton Oilers	5	1	2	3	4
Florida Panthers	18	5	4	9	8
Los Angeles Kings	4	0	1	1	2
Minnesota Wild	5	1	3	4	2
Montreal Canadiens	6	0	3	3	2
Nashville Predators	3	1	1	2	0
New Jersey Devils	18	4	2	6	10
New York Islanders	20	6	7	13	6
New York Rangers	19	7	4	11	12
Ottawa Senators	34	7	15	22	20
Philadelphia Flyers	17	8	6	14	6
Phoenix Coyotes	4	1	0	1	0
Pittsburgh Penguins	20	7	13	20	10
St. Louis Blues	5	3	2	5	0
San Jose Sharks	3	0	2	2	0
Tampa Bay Lightning	19	4	7	11	8
Toronto Maple Leafs	34	13	8	21	18
Vancouver Canucks	5	3	3	6	0
Washington Capitals	18	9	6	15	10

STATS

REGULAR SEASON

PLAYOFFS

Season	Team	League	GP	G	A	PTS	PIM	PP	SH	GW	+/-	GP	G	A	PTS	PIM
1997-98	Hull Olympiques	QMJHL	69	34	28	62	41	-	-	-	-	10	4	2	6	4
1998-99	Hull Olympiques	QMJHL	69	44	43	87	65	-	-	-	-	23	20	16	36	39
1999-2000	Hull Olympiques	QMJHL	63	50	58	108	50	-	-	-	-	15	11	17	28	28
2000-01	Tallahassee Tiger Sharks	ECHL	5	4	5	9	6	-	-	-	-	-	-	-	-	-
	Quebec Citadelles	AHL	61	6	9	15	14	-	-	-	-	-	-	-	-	-
2001-02	Mississippi Sea Wolves	ECHL	20	14	13	27	2	-	-	-	-	-	-	-	-	-
	Quebec Citadelles	AHL	50	11	17	28	9	-	-	-	-	3	0	1	1	2
2002-03	Hamilton Bulldogs	AHL	69	34	33	67	43	-	-	-	-	23	11	6	17	8
2003-04	Montreal Canadiens	NHL	81	25	38	63	26	10	0	4	+10	11	1	2	3	4
2004-05	Leksands	Sweden	42	34	27	61	32	-	-	-	-	-	-	-	-	-
2005-06	Montreal Canadiens	NHL	81	30	25	55	40	18	0	6	-5	6	2	3	5	0
2006-07	Montreal Canadiens	NHL	82	30	28	58	60	17	2	3	-25	-	-	-	-	-
2007-08	Montreal Canadiens	NHL	70	14	17	31	30	1	0	2	-4	4	0	0	0	2
2008-09	Boston Bruins	NHL	74	27	26	53	26	10	0	7	+28	11	5	8	13	4
NHL Totals			388	126	134	260	182	56	2	22	+4	32	8	13	21	10
Boston Totals			74	27	26	53	26	10	0	7	+28	11	5	8	13	4





DANY SABOURIN #32

Goal | 6'4" | 200 lbs. | Catches Left
 Born: September 2, 1980 in Val d'Or, Quebec | Hometown: Val d'Or, Quebec

Full Name:

Dany Sabourin

Nickname:

Sabou

Family:

Wife, Cindy; Daughter, Coralie

Fun Fact:

He was with Pittsburgh on Jan. 1, 2008 in the Winter Classic Game in Buffalo.

Hobbies/Special Interests:

Fishing, tennis, golf & camping with his family.

Most memorable hockey moment:

Earning a shutout in Montreal while with Pittsburgh.

If he could play with any Bruin in history, he'd pick:

Bobby Orr

Best advice he received growing up:

Keep going and never give up.

If he could meet one person in history, he'd choose:

Tiger Woods, "to ask him to play golf with me."

Biggest fear/phobia:

Insects.

First job:

Working in a mine.

One thing he has too much of:

Movies.

Five Favorites:

Pump-up song *The Pretender*

NHL team growing up Quebec Nordiques

Subject in school Math

Superhero Spiderman

Boston athlete Larry Bird



Photo: Eric Levin/Elevin Studios

Dany Sabourin is in his tenth pro season and his first in the Bruins organization after signing as a free agent in July, 2009. Boston is his fifth organization and he is looking to play a full NHL season for the second time in his career.

"He has size and competitiveness," says Bruins General Manager Peter Chiarelli. "He gives us both depth and competitive battles for our goaltenders."

The native of Val d'Or, Quebec was drafted by Calgary as their fifth pick, 108th overall, in the 1998 NHL Entry Draft. He played two seasons following his draft year with his junior team in Sherbrooke and turned pro for the 2000-01 campaign.

He spent the majority of his first four pro seasons with the Flames' minor league affiliates at the AHL and ECHL levels, with a taste of the NHL in four games with Calgary during a two-week recall in the 2003-04 season.

He played the 2004-05 NHL lockout season with Wilkes-Barre (AHL) and Wheeling (ECHL) and his play that season with the Penguins' affiliates earned him a free agent contract with the Penguins in August, 2005. He returned to Wilkes-Barre for the 2005-06 season and was then claimed by Vancouver off waivers in October, 2007.


He spent most of the 2007-08 season with Vancouver, playing in nine NHL games in addition to a short stint in Manitoba, before returning to Pittsburgh as a free agent in July, 2007.

The 2007-08 season was his first full NHL campaign, as he played a career season-high of 24 games with the Penguins with ten wins and two shutouts. He began last season in Pittsburgh, appearing in 19 contests before his January, 2009 trade to Edmonton. He finished last season with the Oilers' AHL affiliate in Springfield.





DANY SABOURIN #32



CAREER:

Has a 7-4 record in NHL shootouts (13 goals allowed on 49 shots) ... **2008-09:** Began the season in Pittsburgh with a 6-8-2 record and 2.85 goals against average in 19 games before his Jan. 17 trade to Edmonton ... Had a career-best four-game point streak from Nov. 8-20 (3-0-1), including consecutive wins Nov. 8-13 ... Allowed two or fewer goals in eight of his 14 complete games ... Was assigned to the Oilers' AHL affiliate in Springfield and went 5-6-2 with a

3.17 GAA in 13 Falcons games ... Went 3-2 in NHL shootouts ... **2007-08:** Established career-highs in games played and wins with a 10-9-1 record in 24 Penguins games ... Recorded his first two NHL shutouts, 5-0 at New Jersey on Nov. 5 and 2-0 in Montreal on Jan. 19 ... Had wins in consecutive games Dec. 6-8 and had a three-game point streak from Oct. 19-30 (2-0-1) ... Allowed two goals or less in six of his 17 complete games ... Faced a career-high 46 shots on Feb. 14 at Carolina ... Went 4-1 in shootouts ... **2006-07:** Claimed off waivers by Vancouver on Oct. 4 and went 2-4-1 with a 2.63 GAA in nine Canucks games ... Went 2-0-1 in three straight games played Jan. 19-Mar. 8 ... Allowed two goals or fewer in five of his six complete games ... Earned his first NHL victory on Feb. 20 in Anaheim ... Also played in two playoff games, including his first NHL post-season game Apr. 25 in Anaheim, with no decisions in those games ... Also played two games with Vancouver's AHL affiliate in Manitoba with a 1-1-0 record and 2.01 GAA ... **2005-06:** Spent most of the season in Wilkes-Barre/AHL where he won the Baz Bastien Trophy as the AHL's top goaltender and was named an AHL First Team All-Star ... Went 30-14-4 in 49 AHL Penguins games, including four shutouts, and led the AHL with a 2.26 GAA ... Recalled once to Pittsburgh, taking a 6-1 loss in Columbus on Jan. 11 in his lone NHL game of the season ... **2004-05:** Split the season between Wilkes-Barre/AHL and Wheeling/ECHL with an 8-8-2 record and 2.22 GAA in 20 AHL Penguins games ... Led the ECHL with a 1.67 goals against average, including five shutouts, as he went 19-6-1 with a .942 save percentage in 27 Wheeling contests ... **2003-04:** Split most of the season between Lowell/AHL (5-7-2 and 2.85 GAA in 14 games) and Las Vegas/ECHL (6-3-1 with a 2.35 GAA in 10 games) ... Recalled once to Calgary, going 0-3-0 in four games played from Oct. 29-Nov. 13 ... Played his first NHL game in a 4-3 overtime loss in Dallas on Oct. 29 ... **2002-03:** Played the season with Calgary's AHL affiliate in Saint John with a 15-17-4 record, 2.70 GAA and four shutouts in 41 games ... **2001-02:** Spent the season in Johnstown/ECHL with a 14-10-1 record and 3.28 GAA in 27 games ... **2000-01:** Spent most of his first professional season in Johnstown/ECHL where he went 4-9-1 with a 3.72 GAA in 19 games ... Also played one game in Saint John/AHL, earning a win in a relief appearance ... **1998-99:** Joined Saint John/AHL for their playoff run at the conclusion of his junior season, playing in one game ... **Juniors:** Played three seasons of junior hockey in the Quebec Major Junior Hockey League with Sherbrooke ... Went 48-50-9 with a 3.82 GAA in 122 career junior games ... Enjoyed his best season in his final year in 1999-2000 with 25 wins.

TRANSACTIONS:

Calgary's fifth pick, 108th overall, in the 1998 NHL Entry Draft ... Signed by Pittsburgh as a free agent, Aug. 10, 2005 ... Claimed off waivers by Vancouver from Pittsburgh, Oct. 4, 2006 ... Signed by Pittsburgh as a free agent, July 1, 2007 ... Traded to Edmonton by Pittsburgh with Ryan Stone and 2011 fourth round draft pick for Mathieu Garon, Jan. 17, 2009 ... Signed by Boston as a free agent, July 7, 2009.

PRONUNCIATION:

DA-nee SA-boo-rihn





DANY SABOURIN #32



NHL FIRSTS:

Game.....Oct. 29, 2003 at Dallas
WinFeb. 20, 2007 at Anaheim
ShutoutNov. 5, 2007 at New Jersey

STREAKS:

Win2 - 3x, last Nov. 8-13, 2008
Unbeaten.....2 - 3x, last Nov. 8-13, 2008 (2-0-0)
Point4 - Nov. 8-20, 2008 (3-0-1)

SHUTOUTS:

Regular Season.....2
Playoffs0

CAREER VS. NHL TEAMS

Vs.	GP	W-L-O	GA	GAA	SO
Anaheim Ducks	2	1-0-0	5	3.12	0
Atlanta Thrashers	2	1-0-0	2	1.58	0
Boston Bruins	3	1-2-0	6	1.97	0
Buffalo Sabres	2	0-1-1	7	3.39	0
Calgary Flames	2	1-0-0	2	1.33	0
Carolina Hurricanes	4	2-1-0	9	2.65	0
Chicago Blackhawks	-	-	-	-	-
Colorado Avalanche	2	0-2-0	7	4.24	0
Columbus Blue Jackets	2	0-2-0	5	6.00	0
Dallas Stars	1	0-1-0	4	4.00	0
Detroit Red Wings	1	0-0-0	1	3.00	0
Edmonton Oilers	1	0-1-0	2	2.07	0
Florida Panthers	1	0-0-0	3	9.00	0
Los Angeles Kings	1	1-0-0	2	2.00	0
Minnesota Wild	2	1-0-1	3	1.44	0
Montreal Canadiens	3	2-0-1	4	1.46	1
Nashville Predators	2	0-2-0	9	4.78	0
New Jersey Devils	4	2-2-0	7	1.75	1
New York Islanders	4	2-1-0	12	3.36	0
New York Rangers	2	0-1-1	6	2.88	0
Ottawa Senators	3	1-2-0	9	3.12	0
Philadelphia Flyers	4	1-3-0	14	4.59	0
Phoenix Coyotes	2	1-1-0	4	2.02	0
Pittsburgh Penguins	-	-	-	-	-
St. Louis Blues	-	-	-	-	-
San Jose Sharks	2	0-1-0	2	2.03	0
Tampa Bay Lightning	-	-	-	-	-
Toronto Maple Leafs	3	0-1-0	7	4.42	0
Vancouver Canucks	2	1-1-0	3	1.45	0
Washington Capitals	1	0-0-0	4	8.57	0

STATS

REGULAR SEASON

PLAYOFFS

Season	Team	League	GP	MINS	W-L-O	GA	GAA	SO	SV%	GP	MINS	W-L	GA	GAA	SO
1998-99	Sherbrooke Castors	QMJHL	30	1477	8-13-2	102	4.14	1	-	1	49	0-1	2	2.45	0
	Saint John Flames	AHL	-	-	-	-	-	-	-	1	57	0-1	4	4.19	0
1999-2000	Sherbrooke Castors	QMJHL	55	3067	25-22-5	181	3.54	1	-	5	324	1-4	18	3.33	0
2000-01	Saint John Flames	AHL	1	40	1-0-0	0	0.00	0	1.000	-	-	-	-	-	-
	Johnstown Chiefs	ECHL	19	903	4-9-1	56	3.72	0	.879	1	40	0-0	2	3.00	0
2001-02	Johnstown Chiefs	ECHL	27	1539	14-10-1	84	3.28	0	.892	3	137	0-2	5	2.18	0
2002-03	Saint John Flames	AHL	41	2220	15-17-4	100	2.70	4	.905	-	-	-	-	-	-
2003-04	Calgary Flames	NHL	4	169	0-3-0	10	3.55	0	.848	-	-	-	-	-	-
	Lowell Lock Monsters	AHL	14	821	5-7-2	39	2.85	0	.904	-	-	-	-	-	-
	Las Vegas Wranglers	ECHL	10	613	6-3-1	24	2.35	0	.937	1	58	0-1	2	2.07	0
2004-05	Wilkes-Barre Penguins	AHL	20	1029	8-8-2	38	2.22	1	.921	-	-	-	-	-	-
	Wheeling Nailers	ECHL	27	1579	19-6-1	44	1.67	5	.942	-	-	-	-	-	-
2005-06	Pittsburgh Penguins	NHL	1	21	0-1-0	4	11.43	0	.714	-	-	-	-	-	-
	Wilkes-Barre Penguins	AHL	49	2943	30-14-4	111	2.26	4	.922	6	362	2-4	13	2.15	1
2006-07	Vancouver Canucks	NHL	9	480	2-4-1	21	2.63	0	.906	2	14	0-0	1	4.29	0
	Manitoba Moose	AHL	2	119	1-1-0	4	2.01	1	.920	-	-	-	-	-	-
2007-08	Pittsburgh Penguins	NHL	24	1242	10-9-1	57	2.75	2	.904	-	-	-	-	-	-
2008-09	Pittsburgh Penguins	NHL	19	989	6-8-2	47	2.85	0	.898	-	-	-	-	-	-
	Springfield Falcons	AHL	13	795	5-6-2	42	3.17	0	.904	-	-	-	-	-	-
NHL Totals			57	2901	18-25-4	139	2.87	2	.898	2	14	0-0	1	4.29	0





MARC SAVARD #91

Center | 5'10" | 191 lbs. | Shoots Left
Born: July 17, 1977 in Ottawa, Ontario | Hometown: Peterborough, Ontario




Photo: Eric Levin/Elevin Studios



Full Name:

Marc Savard

Nicknames:

Savvy, Sav

Family:

Sons, Zachary & Tyler; Daughter, Isabella

Fun Fact:

An avid golfer, if he could live anywhere in the world for a year, he'd choose the cottage at Augusta National.

Hobbies/Special Interests:

Golf.

Best youth hockey memory:

Scoring a triple overtime winner at age ten.

The best thing about Boston is:

The sports teams.

The strangest thing about Boston is:

One-way streets.

Three things he'd take if stranded on a desert island:

A sand wedge, a golf ball and a flashlight.

One thing that would surprise his teammates:

He's a good singer.

If he could pick two celebrity parents, he'd pick:

Tiger and Elin Woods.

If he could play with any Bruin in history, he'd pick:

Cam Neely on his wing.

Five Favorites:

Food..... Sushi

Ice cream flavor..... Chunky Monkey

Vacation spot..... Hawaii

Way to spend an off day..... Golf

Dessert..... Cheesecake

Marc Savard is in his 13th pro season, his fourth with the Bruins since he signed with the club on July 1, 2006 as one of the two marquee free agents that off-season..

Just as the other signee that day, Zdeno Chara, became the defensive cornerstone in General Manager Peter Chiarelli's rebuilding plan, Savard has become the offensive counterpart. He has led the team in scoring in each of his three Boston seasons and has led the club's post-season scoring race in the last two years as well. He has twice finished in the league's top ten in scoring with 95+ points.

"I would say he's one of the top three passers in the game," says Bruins General Manager Peter Chiarelli of the center who ranks second in assists among all league players over the last four seasons with 269.

He has played in each of the last two NHL All-Star Games, scoring the game-winning goal with less than 30 seconds remaining in regulation in 2008 and recording

three assists in the 2009 contest.

Savard was the NY Rangers' third pick, 91st overall, in the 1995 NHL Entry Draft. He played four seasons of junior hockey in Oshawa, finishing as the Generals' all-time leading scorer with 413 points in 239 career games was just the third player in OHL history to win two league scoring titles.

The native of Ottawa, Ontario played two seasons in the Rangers organization before going to Calgary in a June, 1999 trade. After three-plus seasons with the Flames, he was traded to Atlanta in November, 2002 and it was with the Thrashers that he recorded career season-highs of 28 goals and 97 points in 2005-06.

He has played in 238 out of 246 games in his three seasons in Boston, including all 82 last season when he scored 25 goals for his fifth 20+ goal campaign. He finished with 88 points, the third-highest season total of his career in leading the team in scoring for the third straight season.





CAREER:

Has a 2/13 record in NHL shutouts ... Has taken two career penalty shots (1 goal) ... Has played in two NHL All-Star Games (2008, 2009) ... **2008-09:** Hit the 20+ goal mark for the fifth time in his career ... Played in every game for the third time in his career (2005-06, 2006-07) and was one of three Bruins to do so (Krejci, Stuart) ... Led the team in scoring for the third straight season ... Had 26 multiple-point games, including season-highs 1-3=4 efforts each

Nov. 19 vs. Buffalo and Dec. 18 vs. Toronto and five three-point nights ... Had an eight-game point streak from Jan. 15-Feb. 1 (6-3=9 totals), which included a four-game goal streak from Jan. 27-Feb. 1 (four goals) ... Had three five-game assist & point streaks as well - from Oct. 25-Nov. 1 (0-6=6 totals); Nov. 13-21 (2-9=11 totals); and Dec. 27-Jan. 3 (2-7=9 totals) ... Went 0 for 3 in shootouts ... Recorded his 600th NHL point with an assist in a 1-3=4 effort Nov. 19 vs. Buffalo and played his 700th NHL game Jan. 8 vs. Ottawa ... Was named the NHL's "First Star" for the week of Nov. 18-23 (2-6=8 totals in four games) ... Played in his second straight NHL All-Star Game and had three assists in that game ... Also finished second in the shootout competition during the SuperSkills events during All-Star weekend ... Led the team in playoff scoring as well with 6-7=13 totals in 11 post-season games ... Had three multiple-point playoff games, including a 2-2=4 night Apr. 18 in game two vs. Montreal ... Had a five-game playoff point streak from May 6-14 (2-4=6 totals) ... **2007-08:** Had 19 multiple-point games, including a 1-4=5 effort Oct. 12 in Los Angeles which matched his previous career-highs for assists and points in a game ... Had a career-best 12-game assist/point streak from Nov. 10-Dec. 6 (2-17=19 totals) which was the longest assist streak in the NHL this season ... Had a nine-game assist/point streak from Jan. 10-31 (3-12=15 totals) and an eight-game assist/point streak from Feb. 16-Mar. 3 (1-10=11 totals) ... Recorded his 500th NHL point in a 1-4=5 effort Oct. 12 in Los Angeles and played his 600th NHL game Nov. 10 vs. Buffalo ... Missed eight games with groin and back injuries and snapped his consecutive games played streak at 166 games when he missed the Oct. 10 game at Anaheim ... Played in his first All-Star Game and scored the game-winning goal at 19:39 of the third period ... Played in the NHL playoffs for the first time in his career and led the team in post-season scoring with 1-5=6 totals, including two two-point games ... Played his first playoff game Apr. 10 in Montreal, recorded his first playoff point with an assist Apr. 12 in Montreal and scored his first playoff goal in a 1-1=2 effort Apr. 13 vs. the Canadiens with the goal coming in overtime ... **2006-07:** Led the team in scoring and established a career season-high in assists ... His 74 assists on the season were the most by a Bruin since 1993-94 (Adam Oates, 80) and his 96 points were the highest total by a Bruin since 2002-03 (Joe Thornton, 101) ... Finished third in the NHL in assists and ninth overall in the Art Ross scoring race ... Hit the 20+ goal mark for the fourth time in his career ... Had 25 multiple-point games with his season-high a 2-3=5 effort Nov. 4 vs. Tampa Bay which matched his career-high for points in a game ... Had an eight-game point streak from Feb. 10-24 (3-11=14 totals) ... Had two seven-game point streaks, from Oct. 28-Nov. 15 (4-10=14 totals) and Dec. 9-23 (5-9=14 totals) ... Recorded his 300th NHL assist in a two-assist effort Dec. 1 vs. Vancouver ... Played his first game as a Bruin Oct. 6 in Florida, recording his first point as a Bruin with an assist in that game ... Scored his first goal as a Bruin Oct. 12 in St. Louis ... Was the only Bruin to play in all 82 games ... Switched his number from 71 to 91 on Nov. 2 ... **2005-06:** Finished ninth overall in the league's scoring race and ranked third in the NHL in assists with 28-69=97 totals, career season-highs in goals and points ... His 69 assists were a Thrashers club record ... Had 26 multiple-point games, including 20 multiple-assist contests ... Set a club record for assists and points in a game with a 1-4=5 effort Oct. 8 vs. Washington and tied the assist mark with four at Carolina on Nov. 12 ... Had a nine-game point streak from Dec. 26-Jan. 11 (4-9=13 totals) ... Had an eight-game point streak from Mar. 30-Apr. 13 (2-9=11 totals) ... Had a seven-game point streak from Dec. 6-22 (4-7=11 totals) ... Had a six-game assist/point streak from Nov. 9-19 (1-14=15 totals) ... Took his first two career penalty shots, scoring vs. Carolina's Cam Ward on Apr. 1 and unsuccessful vs. Boston's Tim Thomas on Apr. 15 ... Recorded his 400th NHL point in a two-assist effort in his 500th NHL game, Apr. 13 vs. Washington ... **2004-05:** Played the lockout season in Switzerland with 1-2=3 totals in Bern and 9-19=28 totals with Thurgau ... **2003-04:** Had 19-33=52 totals in just 45 games ... Had 13 multiple-point games, including a career-high 1-4=5 effort Dec. 20 at Pittsburgh ... Had a seven-game point streak from Oct. 18-31 (4-8=12 totals) ... Had a six-game assist/point streak from Dec. 1-12 (7-7=14 totals) ... Scored his 100th

NHL goal Dec. 12 vs. Pittsburgh, played his 400th NHL game Dec. 18 vs. New Jersey and recorded his 300th NHL point in a two-assist effort Feb. 19 at Ottawa ... Missed 36 games with injuries (knee, concussion & ankle) and one to a league-imposed suspension ... **2002-03:** Had three three-point games ... Set a Thrashers club record (since broken) with an eight-game point streak from Mar. 22-Apr. 5 (5-9=14 totals) ... Missed seven games to injuries (flu, hamstring & groin) ... **2001-02:** Had eight multiple-point games, including his second career hat trick in a 3-1=4 night Jan. 30 vs. Detroit ... Played his 300th NHL game Mar. 6 at Washington ... Recorded his 200th NHL point in a two-assist effort Mar. 7 at Philadelphia ... Missed 25 games to injuries ... **2000-01:** Finished second in the Flames' scoring race ... Had 15 multiple-point games, including four two-goal efforts ... Had a six-game point streak from Dec. 7-19 (2-6=8 totals) and had two five-game point streaks as well ... Played his 200th NHL game Nov. 29 at Dallas and recorded his 100th NHL assist in a 2-1=3 effort Jan. 21 vs. Detroit ... **1999-2000:** Had 15 multiple-point games, including his first career hat trick in a career-high 4-goal game Apr. 5 at St. Louis, with the second goal his 100th NHL point ... Had a ten-game point streak from Feb. 14-Mar. 5 (6-8=14 totals) ... Missed two games to injury and did not dress for two games ... **1998-99:** Had eight multiple-point games, including a career-high four assists Nov. 7 at Toronto ... Had a four-game assist/point streak from Dec. 31-Jan. 6 (1-4=5 totals) ... Began the season with a nine-game stint in Hartford/AHL with 3-10=13 totals in that span ... Returned to Hartford at the end of the NHL season, leading the Wolfpack in playoff scoring with 1-12=13 totals in seven post-season games ... **1997-98:** Split his first professional season between NY Rangers and Hartford/AHL ... Led the Wolfpack in scoring with 21-53=74 totals in 58 AHL games and led the team in playoff scoring as well with 8-19=27 totals in 15 post-season games ... Had a 2-3=5 playoff game Apr. 17 vs. New Haven and had an 11-game playoff point streak (2-9=11 totals) ... Named to the AHL's All-Rookie Team and played in the AHL All-Star Game ... Played his first NHL game Oct. 3 vs. NY Islanders, recorded his first NHL point with an assist Oct. 8 at Edmonton and scored his first NHL goal Mar. 22 at Philadelphia ... **Juniors:** Played four seasons of junior hockey in Oshawa/OHL, finishing his junior career as the Generals' all-time leading scorer with 132-281=413 totals in 239 games ... Was only the third player in OHL history to win two league scoring titles, in 1994-95 and 1996-97 ... Named an OHL Second-Team All-Star in 1994-95 when he ranked second in the league with 96 assists.

TRANSACTIONS:

NY Rangers' third pick (fourth round), 91st overall, in the 1995 NHL Entry Draft ... Traded to Calgary by NY Rangers with 1999 first round draft pick (Oleg Saprykin) for Jan Hlavac and 1999 first (Jamie Lundmark) and third (Craig Andersson) round draft picks, June 26, 1999 ... Traded to Atlanta by Calgary for Ruslan Zainullin, Nov. 15, 2002 ... Signed by Boston as a free agent, July 1, 2006.

PRONUNCIATION:

MAHRK suh-VAHRD





MARC SAVARD #91



NHL FIRSTS:

Game..... Oct. 3, 1997 vs. NY Islanders
Goal..... Mar. 22, 1998 at Philadelphia
Assist & Point..... Oct. 8, 1997 at Edmonton

SINGLE-GAME HIGHS:

Goals..... 4 - Apr. 5, 2000 at St. Louis; 3-Jan. 30, 2002 vs. Detroit
Assists..... 4 - 4x, last Oct. 12, 2007 at Los Angeles
Points..... 5 - 4x, last Oct. 12, 2007 at Los Angeles (1-4=5)

STREAKS:

Goals..... 4 - 2x, last Jan. 27-Feb. 1, 2009 (4-0=4)
Assists..... 12 - Nov. 10-Dec. 6, 2007 (0-17=17)
Points..... 12 - Nov. 10-Dec. 6, 2007 (2-17=19)

CAREER VS. NHL TEAMS

Vs.	GP	G	A	PTS	PIM
Anaheim Ducks	16	2	8	10	8
Atlanta Thrashers	16	2	9	11	10
Boston Bruins	17	7	7	14	18
Buffalo Sabres	37	11	27	38	38
Calgary Flames	6	1	4	5	4
Carolina Hurricanes	33	8	24	32	48
Chicago Blackhawks	20	6	15	21	4
Colorado Avalanche	18	8	5	13	8
Columbus Blue Jackets	13	1	4	5	14
Dallas Stars	18	1	8	9	37
Detroit Red Wings	21	10	11	21	20
Edmonton Oilers	22	9	5	14	26
Florida Panthers	32	8	28	36	20
Los Angeles Kings	16	4	11	15	36
Minnesota Wild	14	6	6	12	6
Montreal Canadiens	43	10	24	34	59
Nashville Predators	17	4	10	14	8
New Jersey Devils	28	10	11	21	28
New York Islanders	33	7	23	30	44
New York Rangers	23	9	14	23	12
Ottawa Senators	43	6	31	37	38
Philadelphia Flyers	31	12	28	40	26
Phoenix Coyotes	18	2	3	5	10
Pittsburgh Penguins	32	11	32	43	18
St. Louis Blues	21	8	6	14	14
San Jose Sharks	17	2	10	12	18
Tampa Bay Lightning	38	8	29	37	10
Toronto Maple Leafs	40	8	25	33	56
Vancouver Canucks	23	5	12	17	22
Washington Capitals	35	9	38	47	34

STATS

REGULAR SEASON

PLAYOFFS

Season	Team	League	GP	G	A	PTS	PIM	PP	SH	GW	+/-	GP	G	A	PTS	PIM
1997-98	New York Rangers	NHL	28	1	5	6	4	0	0	0	-4	-	-	-	-	-
	Hartford Wolfpack	AHL	58	21	53	74	66	-	-	-	-	15	8	19	27	24
1998-99	New York Rangers	NHL	70	9	36	45	38	4	0	1	-7	-	-	-	-	-
	Hartford Wolfpack	AHL	9	3	10	13	16	-	-	-	-	7	1	12	13	16
1999-2000	Calgary Flames	NHL	78	22	31	53	56	4	0	3	-2	-	-	-	-	-
2000-01	Calgary Flames	NHL	77	23	42	65	46	10	1	5	-12	-	-	-	-	-
2001-02	Calgary Flames	NHL	56	14	19	33	48	7	0	3	-18	-	-	-	-	-
2002-03	Calgary Flames	NHL	10	1	2	3	8	0	0	0	-3	-	-	-	-	-
	Atlanta Thrashers	NHL	57	16	31	47	77	6	0	4	-11	-	-	-	-	-
2003-04	Atlanta Thrashers	NHL	45	19	33	52	85	6	1	3	-8	-	-	-	-	-
2004-05	Bern	Switz	5	1	2	3	0	-	-	-	-	-	-	-	-	-
	Thurgau	Switz-B	1	9	19	28	10	-	-	-	-	-	-	-	-	-
2005-06	Atlanta Thrashers	NHL	82	28	69	97	100	14	1	4	+7	-	-	-	-	-
2006-07	Boston Bruins	NHL	82	22	74	96	96	10	1	3	-19	-	-	-	-	-
2007-08	Boston Bruins	NHL	74	15	63	78	66	4	0	2	+3	7	1	5	6	6
2008-09	Boston Bruins	NHL	82	25	63	88	70	9	0	5	+25	11	6	7	13	4
NHL Totals			741	195	468	663	694	74	4	33	-49	18	7	12	19	10
Boston Totals			238	62	200	262	232	23	1	10	+9	18	7	12	19	10





VLADIMIR SOBOTKA #60

Center | 5'11" | 193 lbs. | Shoots Left
Born: July 2, 1987 in Trebic, Czech Republic | Hometown: Trebic, Czech Republic

Full Name:

Vladimir Sobotka

Nickname:

Soby

Family:

Single

Fun Fact:

He started skating at four years old.

Hobbies/Special Interests:

Soccer and tennis.

If he could play with any Bruin in history, he'd pick:

Cam Neely.

Most memorable hockey moment:

Scoring his first NHL goal vs. Pittsburgh.

Pre-game routine:

Playing soccer in the hallway.

Three things he'd take if stranded on a desert island:

Laptop, food & a friend.

Hockey hero:

Henrik Zetterberg.

Biggest fear/phobia:

Insects.

One thing he has too many of:

Socks.

If he could pick two celebrity parents, he'd choose:

Brad Pitt and Angelina Jolie.

Five Favorites:

Boston team & athlete.....Patriots & Tom Brady

Vacation spot.....Sri Lanka

Band.....Nickelback

Magazine.....Esquire

Childhood memory.....Birthdays




Photo: Eric Levin/Elevin Studios

Vladimir Sobotka is in his third pro season and he is looking to crack the NHL lineup on a full-time basis after splitting his first two seasons between Boston and their American Hockey League affiliate in Providence.

He has been one of the first forwards summoned when needed in Boston and he has played 73 NHL games over the past two years, bringing a physical and high energy game.

"He's a young player with promise," says Bruins General Manager Peter Chiarelli. "He plays a physical style with a bit of a bowling ball element to his game."

Sobotka was Boston's fourth round pick, 106th overall, in the 2005 NHL Entry Draft. He remained in his native Czech Republic for two more seasons and represented the country in the World Junior Championships in both 2006 and 2007

as well.

He came to North America for the 2007-08 season, beginning that season with the AHL Bruins. He was recalled twice to Boston and played over half of the season at the NHL level with seven points in 48 games, including his first NHL goal scored with the game-winning effort on February 13 in Pittsburgh.

Sobotka again split last season between Boston and Providence. He recorded pro career season-highs with the P-Bruins while averaging a point per game with 20 goals and 44 points in 44 contests. He played 25 games in Boston over six separate recalls in 2008-09.





VLADIMIR SOBOTKA #60



CAREER:

2008-09: Split the season between Boston and Providence/AHL where he had 20-24=44 totals with 83 penalty minutes in 44 AHL Bruins games ... Finished third in the Providence playoff scoring race, adding 2-11=13 totals and 43 PIM in 14 AHL post-season games ... Recalled on six occasions to Boston - from Oct. 14-Nov. 4 (0-0=0 totals in five games & DND for five games); Dec. 9-Jan. 9 (1-1=2 totals in ten games & DND for four games); Jan. 14-22 (0-1=1 totals in four games); Feb. 12-24 (0-1=1 totals in four games & DND for one game); Feb. 27-28 (DND for one game); and Apr. 9-remainder of season (0-1=1 totals in two games & DND for one game) ... Scored his lone Boston goal of the season Dec. 21 in St. Louis ... Had points in consecutive games once, Dec. 20-21 (1-1=2 totals) ... Did not dress for 12 Boston games (coach's decision) ... **2007-08:** Split his first pro season between Boston and Providence/AHL with 10-10=20 totals and 37 PIM in 18 AHL Bruins games ... Recalled twice to Boston, from Nov. 23-Dec. 30 and Jan. 11-remainder of season ... Had one multiple-point game, a two-assist effort Apr. 4 in Ottawa ... Played his first NHL game Nov. 24 at NY Islanders, recorded his first NHL point with an assist Dec. 12 at Atlanta and scored his first NHL goal with the game-winning effort Feb. 13 at Pittsburgh ... Did not dress for six games (coach's decision) and missed three games with a shoulder injury ... Added two goals in six playoff games, playing his first NHL playoff game Apr. 12 at Montreal and scoring his first playoff point with a goal Apr. 17 in Montreal ... **Europe:** Played four seasons for both the Slavia and Slavia junior teams in his native Czech Republic ... Had 28-31=59 totals with 151 PIM in 53 career junior games ... Had 8-16=24 totals with 74 penalty minutes in 85 career Slavia games ... **International:** Played for the Czech Republic team at the 2006 (2-2=4 totals with 33 PIM in six games) and 2007 (4-4=8 totals with 12 PIM in six games) World Junior Championships ... Was named the Czech Republic's Second Star at the end of the tournament by a panel of coaches.

TRANSACTIONS:

Boston's fifth pick (fourth round), 106th overall, in the 2005 NHL Entry Draft.

PRONUNCIATION:

VLA-dih-meer suh-BOHT-kuh



NHL FIRSTS:

Game..... Nov. 24, 2007 at NY Islanders
Goal..... Feb. 13, 2008 at Pittsburgh
Assist & Point..... Dec. 12, 2007 at Atlanta

SINGLE-GAME HIGHS:

Goals..... 1 - 2x, last Dec. 21, 2008 at St. Louis
Assists..... 2 - Apr. 4, 2008 at Ottawa
Points..... 2 - Apr. 4, 2008 at Ottawa (0-2=2)

STREAKS:

Goals..... 1 - 2x, last Dec. 21, 2008 (1-0=1)
Assists..... 1 - 9x, last Apr. 12, 2009 (0-1=1)
Points..... 2 - Dec. 20-21, 2008 (1-1=2)

CAREER VS. NHL TEAMS

Vs.	GP	G	A	PTS	PIM
Anaheim Ducks	-	-	-	-	-
Atlanta Thrashers	4	0	1	1	4
Boston Bruins	-	-	-	-	-
Buffalo Sabres	7	0	0	0	2
Calgary Flames	-	-	-	-	-
Carolina Hurricanes	6	0	1	1	6
Chicago Blackhawks	-	-	-	-	-
Colorado Avalanche	-	-	-	-	-
Columbus Blue Jackets	1	0	1	1	0
Dallas Stars	-	-	-	-	-
Detroit Red Wings	1	0	0	0	0
Edmonton Oilers	-	-	-	-	-
Florida Panthers	5	0	0	0	2
Los Angeles Kings	-	-	-	-	-
Minnesota Wild	-	-	-	-	-
Montreal Canadiens	2	0	0	0	0
Nashville Predators	2	0	1	1	0
New Jersey Devils	5	0	0	0	0
New York Islanders	5	0	2	2	4
New York Rangers	2	0	0	0	0
Ottawa Senators	8	0	3	3	8
Philadelphia Flyers	3	0	0	0	0
Phoenix Coyotes	-	-	-	-	-
Pittsburgh Penguins	7	1	0	1	2
St. Louis Blues	3	1	0	1	0
San Jose Sharks	-	-	-	-	-
Tampa Bay Lightning	3	0	0	0	4
Toronto Maple Leafs	7	0	1	1	2
Vancouver Canucks	-	-	-	-	-
Washington Capitals	2	0	0	0	0

STATS

REGULAR SEASON

PLAYOFFS

Season	Team	League	GP	G	A	PTS	PIM	PP	SH	GW	+/-	GP	G	A	PTS	PIM
2003-04	Slavia Jr.	Cze Rep	18	6	6	12	16	-	-	-	-	-	-	-	-	-
	Slavia	Cze Rep	1	0	0	0	0	-	-	-	-	-	-	-	-	-
2004-05	Slavia Jr.	Cze Rep	27	12	21	33	93	-	-	-	-	-	-	-	-	-
	Slavia	Cze Rep	18	0	1	1	8	-	-	-	-	-	-	-	-	-
2005-06	Slavia Jr.	Cze Rep	8	10	4	14	42	-	-	-	-	-	-	-	-	-
	Slavia	Cze Rep	33	1	9	10	28	-	-	-	-	11	2	3	5	10
2006-07	Slavia	Cze Rep	33	7	6	13	38	-	-	-	-	-	-	-	-	-
2007-08	Boston Bruins	NHL	48	1	6	7	24	0	0	1	+1	6	2	0	2	0
	Providence Bruins	AHL	18	10	10	20	37	-	-	-	-	6	0	4	4	0
2008-09	Boston Bruins	NHL	25	1	4	5	10	0	0	0	-10	-	-	-	-	-
	Providence Bruins	AHL	44	20	24	44	83	-	-	-	-	14	2	11	13	43
NHL/Boston Totals			73	2	10	12	34	0	0	1	-9	6	2	0	2	0





MARK STUART #45

Defense | 6'2" | 213 lbs. | Shoots Left

Born: April 27, 1984 in Rochester, Minnesota | **Hometown:** St. Louis Park, Minnesota

Full Name:

Mark Daniel Stuart

Nicknames:

Stu, Tango

Family:

Single

Fun Fact:

His two brothers each preceded him as captains at Colorado College and both were also drafted by NHL teams, Mike by Nashville in 2000 and Colin by Atlanta in 2001.

Hobbies:

Golf, fishing & reading.

Most memorable hockey moment:

His first NHL game.

His 'Welcome to the NHL' moment:

Playing with Brian Leetch during his first training camp.

Hockey rituals:

Putting on the left side of his equipment first & playing soccer before warmups.

Best advice he received growing up:

Family comes first.

Three things he'd take if stranded on a desert island:

A satellite phone, a fishing rod & a friend.

Hockey heroes:

His brothers.

One thing that would surprise his teammates:

He was in a fashion show as a kid.

Five Favorites:

NHL team growing up Minnesota North Stars

NHL player growing up Scott Stevens

Video game Rock Band

Magazine GQ

Subject in school English




Photo: Eric Levin/Elevin Studios

Mark Stuart is in his fifth pro season and he has spent his entire pro career in the Bruins organization since he was Boston's first pick, 21st overall, in the 2003 NHL Entry Draft. He is one of the team's strongest players and enters the 2009-10 season as the club's reigning iron man, having played the last 182 consecutive regular season and playoff contests.

"Mark has matured as a player in understanding the strength and physical attributes that he brings to the table," says Bruins Assistant General Manager Don Sweeney.

The defenseman played three seasons of college hockey at Colorado College, where he followed older brothers Colin and Mike as team captain. He was named to the WCHA's All-Rookie Team in 2002-03, was a Third Team All-WCHA selection in 2003-04 and in his final season in 2004-05, he was named a First Team West All-American and the WCHA's Defensive Player of the Year.

The native of St. Louis Park, Minnesota also represented the United States in international play while in college. He captained Team USA to their first-ever Gold medals in both the World Under-18 Championships in 2002 and the World Junior Championships in 2004. He also played in the World Championships in both 2003 and 2008.

Stuart split his first two pro seasons between Boston and their AHL affiliate in Providence before earning a full-time NHL roster spot in each of the last two seasons.

A defensive stalwart, his offensive game picked up last season, as he recorded career-highs in all categories with five goals and 12 assists for 17 points.

"He's really starting to refine the finesse elements of his game," says General Manager Peter Chiarelli. "And he's a tremendous teammate."





MARK STUART #45



CAREER:

Enters this season as the team's current iron man, having played the last 182 consecutive regular season and playoff games ... **2008-09:** Played in all 82 games for the second straight season and was one of the three players to do so this season (Krejci, Savard) ... Established career season-highs in all categories with 5-12=17 totals ... Had three multiple-point games, all two-point efforts including his first career multiple-point game with two goals Dec. 12 in Atlanta ... Had points in consecutive games twice, from Dec. 12-13 (2-1=3 totals) and Mar. 22-28 (0-2=2 totals) ...

2007-08: Played his first full NHL season and was one of three Bruins to play in all 82 games ... Had points in consecutive games once, Mar. 20-22 (1-1=2 totals) ... Played his 100th NHL game Mar. 8 vs. Washington ... Played his first career game vs. one of his brothers when he and older brother Colin faced off in Colin's first NHL game Dec. 29 in Atlanta ... He and Colin also scored in the same game when both tallied on Dec. 31 in Boston with Mark's goal proving the game-winner and Colin's his first in the NHL ... Added one assist in seven playoff games ... Played his first NHL playoff game Apr. 10 in Montreal and recorded his first playoff point with an assist Apr. 13 vs. the Canadiens ... **2006-07:** Began the season as a non-roster player while recuperating from off-season knee surgery ... Assigned to Providence/AHL on Nov. 7 and spent most of the season in Providence with 4-16=20 totals and 62 PIM in 49 AHL Bruins games ... Recalled on three occasions to Boston - from Nov. 21-Dec. 9 (0-1=1 totals in seven games), Feb. 13-25 (0-0=0 totals in four games) and Mar. 23-29 (0-0=0 totals in four games) ... Did not dress for four games (coach's decision) ... **2005-06:** Played most of his first pro season with Providence/AHL with 4-3=7 totals and 76 PIM in 60 AHL Bruins games ... Recalled twice to Boston, from Mar. 10-11 and Mar. 13-Apr. 15 ... Played his first NHL game Mar. 11 vs. NY Islanders, recorded his first NHL point with an assist Mar. 16 vs. Ottawa and scored his first NHL goal Apr. 10 vs. Washington ... Did not dress for one game ... **College:** Played three years of college hockey at Colorado College, where he captained the team his junior season ... Had 12-42=54 totals with 275 PIM in 118 career college games ... Named the WCHA's Defensive Player of the Year and a First Team West All-American in 2004-05 as he led the Tigers to the Frozen Four ... Named to the WCHA's All-Rookie Team in 2002-03 and was a Third Team All-WCHA selection in 2003-04 ... **International:** Captained Team USA to its first-ever Gold Medal at the 2004 World Junior Championships (0-2=2 totals and 4 PIM in six games) and also to their first-ever Gold Medal at the 2002 World Under-18 Championships ... Also played for Team USA in the World Championships in 2003 (0-1=1 totals with 2 PIM in seven games) and 2008 (0-0=0 totals and 4 PIM in seven games).

TRANSACTIONS:

Boston's first pick, 21st overall, in the 2003 NHL Entry Draft.

PRONUNCIATION:

MAHRK STOO-uhrt



NHL FIRSTS:

Game..... Mar. 11, 2006 vs. NY Islanders
Goal..... Apr. 10, 2006 vs. Washington
Assist & Point..... Mar. 16, 2006 vs. Ottawa

SINGLE-GAME HIGHS:

Goals..... 2 - Dec. 12, 2008 at Atlanta
Assists..... 2 - Feb. 7, 2009 vs. Philadelphia
Points..... 2 - 3x, last Feb. 7, 2009 vs. Philadelphia (0-2=2)

STREAKS:

Goals..... 1 - 9x, last Feb. 24, 2009 (1-0=1)
Assists..... 2 - Mar. 22-28, 2009 (0-2=2)
Points..... 2 - 3x, last Mar. 22-28, 2009 (0-2=2)

CAREER VS. NHL TEAMS

Vs.	GP	G	A	PTS	PIM
Anaheim Ducks	2	0	0	0	2
Atlanta Thrashers	9	3	1	4	17
Boston Bruins	-	-	-	-	-
Buffalo Sabres	16	0	1	1	14
Calgary Flames	1	0	0	0	0
Carolina Hurricanes	11	1	1	2	25
Chicago Blackhawks	3	0	0	0	4
Colorado Avalanche	1	0	0	0	0
Columbus Blue Jackets	2	0	0	0	7
Dallas Stars	2	1	0	1	10
Detroit Red Wings	2	0	0	0	2
Edmonton Oilers	1	0	0	0	0
Florida Panthers	10	1	0	1	13
Los Angeles Kings	2	0	0	0	0
Minnesota Wild	2	0	0	0	4
Montreal Canadiens	18	1	2	3	31
Nashville Predators	2	0	0	0	2
New Jersey Devils	9	0	1	1	0
New York Islanders	9	0	2	2	0
New York Rangers	11	0	0	0	4
Ottawa Senators	17	0	2	2	0
Philadelphia Flyers	9	0	3	3	10
Phoenix Coyotes	2	0	0	0	0
Pittsburgh Penguins	11	0	2	2	6
St. Louis Blues	3	0	0	0	0
San Jose Sharks	2	0	0	0	0
Tampa Bay Lightning	10	2	0	2	7
Toronto Maple Leafs	19	0	3	3	17
Vancouver Canucks	1	0	0	0	2
Washington Capitals	9	1	0	1	4

STATS

REGULAR SEASON

PLAYOFFS

Season	Team	League	GP	G	A	PTS	PIM	PP	SH	GW	+/-	GP	G	A	PTS	PIM
2002-03	Colorado College Tigers	WCHA	38	3	17	20	81	-	-	-	-	-	-	-	-	-
2003-04	Colorado College Tigers	WCHA	37	4	11	15	100	-	-	-	-	-	-	-	-	-
2004-05	Colorado College Tigers	WCHA	43	5	14	19	94	-	-	-	-	-	-	-	-	-
2005-06	Boston Bruins	NHL	17	1	1	2	10	0	0	0	-1	-	-	-	-	-
	Providence Bruins	AHL	60	4	3	7	76	-	-	-	-	6	0	0	0	25
2006-07	Boston Bruins	NHL	15	0	1	1	14	0	0	0	+7	-	-	-	-	-
	Providence Bruins	AHL	49	4	16	20	62	-	-	-	-	3	0	1	1	9
2007-08	Boston Bruins	NHL	82	4	4	8	81	0	0	1	+2	7	0	1	1	8
2008-09	Boston Bruins	NHL	82	5	12	17	76	0	0	1	+20	11	0	1	1	7
NHL/Boston Totals			196	10	18	28	181	0	0	2	+28	18	0	2	2	15





MARCO STURM #16

Left Wing | 6'0" | 194 lbs. | Shoots Left

Born: September 8, 1978 in Dingolfing, Germany | **Hometown:** Dingolfing, Germany

Full Name:

Marco Johann Sturm

Nickname:

German

Family:

Wife, Astrid; Son, Mason; Daughter, Kaydie

Fun Fact:

His three career penalty shots as a Bruin tie him with John Bucyk and P.J. Axelsson for most by a player in team history.

Hobbies/Special Interests:

Tennis & soccer.

If he could play with any Bruin in history, he'd pick:

Bobby Orr.

If he could meet anyone in history, he'd pick:

Steffi Graf.

One thing he has too much of:

Shoes.

Current athlete he most admires:

Roger Federer.

First job:

BMW car mechanic.

If he could live anywhere in the world for a year, he'd choose:

San Diego.

Hockey hero:

Steve Yzerman.

Five Favorites:

Road city..... Vancouver

Boston place to hang out..... The North End

Dessert..... Tiramisu

Video game..... FIFA soccer

Band..... U2



Photo: Eric Levin/Elevin Studios

Marco Sturm is in his 13th pro season and his fifth in a Boston uniform since coming to the team as part of the Joe Thornton trade with San Jose in November, 2005. The speedy winger has been the model of offensive consistency as he has scored 20-or-more goals in each of his last six full NHL seasons. He is looking to get back to that form after knee surgery cost him the 2008-09 season after just 19 games.

"Sturmy has breakaway speed and could easily be a 40-goal scorer," says Bruins General Manager Peter Chiarelli.

"The German", as he is called by his teammates, is the all-time NHL leader in goals, assists, points and games played by a player born and raised in that country. Sturm has represented his native land in seven international tournaments, including the 1998 and 2002 Olympic Games (he was named to the 2006 team as well, but was unable to participate due to injury). He also scored the first ever goal by a German player in an NHL All-Star Game when he tallied in the 1999 contest.

He was drafted by Sharks as their first pick, 21st overall, in the 1996 NHL Entry Draft and played seven-plus seasons in San Jose before his trade to Boston. He twice led the Sharks in plus/minus and remains tied as their all-time leader in shorthanded goals scored.

Sturm averaged 27.7 goals over his first three seasons in a Boston uniform and he has twice recorded 50+ points. He enjoyed his best year offensively with a combined 29 goals and 30 assists for 59 points in 74 San Jose-Boston games in the 2005-06 season.

His 2008-09 season was shortened by injuries, as he had 12 points in 18 games before missing 12 contests with concussion-like symptoms. He returned to the lineup on Dec. 18 vs. Toronto and scored a goal before suffering a season-ending knee injury that required January 13 surgery.





CAREER:

Has a 7/24 record in NHL shootouts (3 deciding goals) ... Has taken four career penalty shots (1 goal) and his three taken as a Bruin tie him with John Bucyk and P.J. Axelsson for most by a Bruin in team history ... Has played in one NHL All-Star Game (1999) ... **2008-09:** Suffered a knee injury Dec. 18 vs. Toronto which required Jan. 13 surgery and ended his season ... Had four multiple-point games, including two two-goal nights ... Had points in consecutive

games twice, from Nov. 1-6 (2-2=4 totals) and Nov. 12-13 (3-0=3 totals) ... Missed 63 games to injuries (concussion-like symptoms & knee) ... **2007-08:** Recorded his sixth straight 20-goal season ... Had 13 multiple-point games with his season-high a 1-2=3 effort Feb. 21 at Florida ... Had an eight-game point streak from Feb. 16-Mar. 3 (4-7=11 totals) ... Had a six-game point streak from Nov. 8-23 (4-3=7 totals), including a four-game goal streak from Nov. 8-17 ... Took eight shootout shots and scored the deciding shootout goal Feb. 21 in Florida ... Played his 730th NHL game on Feb. 2 vs. Detroit, passing Uwe Krupp for the most NHL games played by a player born and raised in Germany ... Played his 700th NHL game Nov. 23 vs. NY Islanders, recorded his 200th NHL assist Feb. 9 vs. Florida, registered his 400th NHL point with an assist in a 1-2=3 effort Feb. 21 at Florida and scored his 200th NHL goal Feb. 28 vs. Pittsburgh ... Missed two games with an eye injury and the flu ... **2006-07:** Hit the 20+ goal mark for the fifth straight season ... Had seven multiple-point games, including his second career hat trick scored Dec. 19 in Ottawa ... Had a six-game point streak from Feb. 23-Mar. 4 (2-5=7 totals) ... Had a five-game point streak from Dec. 14-23 (5-2=7 totals) ... Took two penalty shots - unsuccessful on Washington's Brent Johnson on Nov. 18 and scoring on Ottawa's Ray Emery on Jan. 9 ... Missed six games to injuries (leg & facial injury) ... **2005-06:** Hit the 20+ goal mark for the fourth consecutive season ... Set career season-highs in all offensive categories and finished third in the team's scoring race with 29-30=59 combined totals with San Jose and Boston ... Was second in the Sharks' scoring race with 6-10=16 totals in 23 games at the time of his Nov. 30 trade to Boston ... Had 11 multiple-point games with his season-high a 2-1=3 effort Jan. 16 vs. Anaheim ... Had a seven-game point streak from Mar. 11-21 (3-6=9 totals) ... Had a six-game point streak from Oct. 5-17 (4-3=7 totals) ... Had a five-game point streak and two four-game point streaks as well ... Factored into ten of 18 game-winning goals with Boston (6-4=10 totals) ... Took an unsuccessful penalty shot on Ottawa's Mike Morrison on Apr. 11 ... Recorded his 300th NHL point with a goal Mar. 4 vs. Buffalo and played his 600th NHL game Apr. 8 vs. NY Rangers ... Missed five games to injury (4, shoulder, 1, flu) ... **2004-05:** Played 45 games with Ingolstadt in Germany with 22-16=38 totals, leading the team in goals and second overall in the club's scoring race ... **2003-04:** Had nine multiple-point games with his season-high a 1-2=3 effort Feb. 19 vs. Chicago ... Had two seven-game point streaks, from Nov. 11-26 (6-2=8 totals) and Feb. 14-27 (5-6=11 totals) ... Played his 500th NHL game Dec. 21 at Anaheim ... Scored two goals in a 20-second span Nov. 13 vs. St. Louis ... Took an unsuccessful penalty shot on Toronto's Mikael Tellqvist on Nov. 15 ... Missed 17 games with injuries (chest & ankle) ... **2002-03:** Led the team in goals ... Had nine multiple-point games, including four multiple-goal games and a season-high 2-1=3 effort Oct. 12 at Vancouver ... Had two four-game point streaks, from Dec. 19-26 (3-2=5 totals) and Feb. 21-Mar. 1 (3-3=6 totals) ... Scored his 100th NHL goal Mar. 29 vs. Dallas, recorded his 100th NHL assist Nov. 7 at Nashville, scored his 200th NHL point in a two-goal effort Mar. 6 vs. Montreal and played his 400th NHL game Nov. 13 at Atlanta ... **2001-02:** Led the team in shorthanded goals with three and his +23 on the season tied with Mike Rathje as a single-season team record ... Hit the 20-goal mark for the first time in his career ... Had seven multiple-point games with his season-highs 1-2=3 efforts each Dec. 8 at Vancouver and Mar. 7 vs. Ottawa ... Had a four-game point streak from Jan. 9-17 (2-3=5 totals) and had three three-game point streaks as well ... **2000-01:** Led the team in shorthanded goals with three, including two Oct. 14 vs. Boston ... Had two goals Nov. 8 at Chicago with the first tying the game with less than ten seconds remaining in regulation and the second, his 100th NHL goal, winning the game in overtime ... Played his 300th NHL game Mar. 22 at Ottawa ... **1999-2000:** Led the Sharks and tied for third overall in the NHL with four shorthanded goals ... Played his 200th NHL game Jan. 25 vs. Colorado ... Missed eight games to injury ... **1998-99:** Scored his first career hat trick in a career-high 3-2=5 effort Dec. 23 at Edmonton and was a +5 in the game ... Played in the NHL All-Star Game and scored the first ever goal by a German player in an All-Star Game ... Scored three game-winning goals in a seven-game span from Dec.

17-Jan. 2 ... Scored his first two playoff goals, including the game-winning effort, Apr. 28 at Colorado ... **1997-98:** Tied for fifth in the NHL's rookie scoring race ... Was named the NHL's Rookie of the Month in November ... His first three NHL goals proved game-winning scores as he became one of just five players since 1967 to accomplish that feat ... Had a four-game point streak from Oct. 22-29 (1-3=4 totals) ... Played his first NHL game Oct. 4 vs. Chicago, recording his first NHL points with an assist and the game-winning goal in that contest ... **Europe:** Played two seasons with Landshut in Germany with 28-47=75 totals and 90 PIM in 93 career games ... **International:** Has represented Germany in seven international tournaments - one World Junior Championship (1995, 4-6=10 totals in 6 games); three World Championships (1997, 1-1=2 totals and 4 PIM in 8 games; 2001, 4-1=5 totals and 26 PIM in 7 games; 2008, 2-1=3 totals and 6 PIM in 6 games); one World Cup (2003, 2-0=2 totals in 4 games); and two Olympic Games (1998, 0-0=0 totals and 0 PIM in 2 games; 2002, 0-1=1 totals and 0 PIM in 5 games) ... Was named to the 2006 German Olympic Team as well, but did not play due to a shoulder injury suffered during the NHL season.

TRANSACTIONS:

San Jose's first pick, 21st overall, in the 1996 NHL Entry Draft ... Traded to Boston by San Jose with Wayne Primeau and Brad Stuart for Joe Thornton, Nov. 30, 2005.

PRONUNCIATION:

MAHR-koh STUHRM





MARCO STURM #16



NHL FIRSTS:

Game..... Oct. 4, 1997 vs. Chicago
Goal & Point Oct. 4, 1997 vs. Chicago
Assist..... Oct. 4, 1997 vs. Chicago

SINGLE-GAME HIGHS:

Goals..... 3 - 2x, Dec. 23, 1998 at Edmonton & Dec. 19, 2006 at Ottawa
Assists 2 - 19x, last Nov. 6, 2008 vs. Toronto
Points..... 5 - Dec. 23, 1998 at Edmonton (3-2=5)

STREAKS:

Goals..... 4 - Nov. 8-17, 2007 (4-0=4)
Assists 5 - 2x, last Feb. 16-26, 2008 (0-6=6)
Points..... 8 - Feb. 16-Mar. 3, 2008 (4-7=11)

CAREER VS. NHL TEAMS

Vs.	GP	G	A	PTS	PIM
Anaheim Ducks	37	11	8	19	28
Atlanta Thrashers	18	7	6	13	4
Boston Bruins	11	7	3	10	6
Buffalo Sabres	31	10	4	14	12
Calgary Flames	30	5	11	16	12
Carolina Hurricanes	20	3	6	9	16
Chicago Blackhawks	32	11	13	24	18
Colorado Avalanche	31	6	4	10	16
Columbus Blue Jackets	20	8	3	11	14
Dallas Stars	39	7	8	15	10
Detroit Red Wings	31	6	8	14	12
Edmonton Oilers	31	8	6	14	16
Florida Panthers	21	7	11	18	14
Los Angeles Kings	35	4	8	12	8
Minnesota Wild	20	4	4	8	6
Montreal Canadiens	32	12	2	14	20
Nashville Predators	29	8	6	14	6
New Jersey Devils	20	4	8	12	0
New York Islanders	20	6	5	11	14
New York Rangers	24	4	6	10	4
Ottawa Senators	29	13	15	28	14
Philadelphia Flyers	22	5	6	11	12
Phoenix Coyotes	37	9	9	18	14
Pittsburgh Penguins	19	5	6	11	6
St. Louis Blues	29	7	6	13	12
San Jose Sharks	2	0	3	3	4
Tampa Bay Lightning	21	6	5	11	6
Toronto Maple Leafs	33	10	15	25	20
Vancouver Canucks	32	12	14	26	14
Washington Capitals	23	7	8	15	30

STATS

REGULAR SEASON

PLAYOFFS

Season	Team	League	GP	G	A	PTS	PIM	PP	SH	GW	+/-	GP	G	A	PTS	PIM
1997-98	San Jose Sharks	NHL	74	10	20	30	40	2	0	3	-2	2	0	0	0	0
1998-99	San Jose Sharks	NHL	78	16	22	38	52	3	2	3	+7	6	2	2	4	4
1999-2000	San Jose Sharks	NHL	74	12	15	27	22	2	4	3	+4	12	1	3	4	6
2000-01	San Jose Sharks	NHL	81	14	18	32	28	2	3	5	+9	6	0	2	2	0
2001-02	San Jose Sharks	NHL	77	21	20	41	32	4	3	5	+23	12	3	2	5	2
2002-03	San Jose Sharks	NHL	82	28	20	48	16	6	0	2	+9	-	-	-	-	-
2003-04	San Jose Sharks	NHL	64	21	20	41	36	10	2	6	Evn	-	-	-	-	-
2004-05	Ingolstadt	Germany	45	22	16	38	56	-	-	-	-	11	3	4	7	12
2005-06	San Jose Sharks	NHL	23	6	10	16	16	3	0	0	-8	-	-	-	-	-
	Boston Bruins	NHL	51	23	20	43	32	5	0	6	+14	-	-	-	-	-
2006-07	Boston Bruins	NHL	76	27	17	44	46	10	2	1	-24	-	-	-	-	-
2007-08	Boston Bruins	NHL	80	27	29	56	40	10	1	5	+11	7	2	2	4	6
2008-09	Boston Bruins	NHL	19	7	6	13	8	4	0	0	+9	-	-	-	-	-
NHL Totals			779	212	217	429	368	61	17	39	+52	45	8	11	19	18
Boston Totals			226	84	72	156	126	29	3	12	+10	7	2	2	4	6





TIM THOMAS #30

Goal | 5'11" | 208 lbs. | Catches Left
 Born: April 15, 1974 in Flint, Michigan | Hometown: Davison, Michigan



Photo: Eric Levin/Elevin Studios



Full Name:

Timothy James Thomas, Jr.

Nicknames:

Tank, Cheeseburger

Family:

Wife, Melissa; Daughters, Kiley & Kelsey; Son Keegan

Fun Facts:

Graduated from the University of Vermont with a degree in English ... Once made 62 saves in a six-overtime game in high school.

Hobbies/Special Interests:

Fishing, hunting and reading.

If he could play with any Bruin in history, he'd pick:

Bobby Orr.

Most memorable hockey moment:

Winning the Finnish championship in 1998.

Pre-game ritual:

Having a cheeseburger the day before a game.

Three things he'd take if stranded on a desert island:

A gun, water and a satellite phone.

The best advice he received growing up:

Never quit.

One thing he spends too much on:

Fishing lures.

If he could live anywhere in the world for a year, he'd go to:

Colorado.

Five Favorites:

Pump-up song..... Lose Yourself

Boston "tourist" thing to do..... Duck tour

Holiday 4th of July

Subject in school..... History

Childhood memory..... 1980 Olympics

Tim Thomas is in his 13th professional season in a career that has taken him through every minor league level, European pro leagues and on to the highest individual honor at his position in the NHL, as he is the reigning Vezina Trophy winner as the league's top goaltender and shared the Jennings Trophy last season as well for allowing the fewest team goals against.

Although he might have taken an unconventional path to making an NHL roster on a full-time basis, he has had great success at each step. He played four seasons of college hockey at the University of Vermont, twice earning All-American and ECAC First Team All-Star honors and being named the ECAC Goaltender of the Year in 1995-96.

Drafted by Quebec as their 11th pick, 217th overall, in the 1994 NHL Entry Draft, he was not signed by the Nordiques and instead opted to make the first of several forays to Europe. His 1997-98 season with IFK Helsinki culminated in a perfect 9-0 playoff run as they won the Finnish championship.

The native of Davison, Michigan spent the next seven seasons with minor league teams in North America as well as European teams in Finland and Sweden with just a four-game stint in Boston in 2002-03 after signing with the club as a free agent. After returning to play the NHL lockout season in Finland, he again signed with Boston in 2005 and upon being recalled in January of that season, he has remained in the NHL since that time.

He has averaged 31.3 wins over his last three seasons, including two 30-win campaigns, and in 2008-09 led the NHL in both goals against average and save percentage while earning the Vezina and Jennings Trophy in addition to a First Team NHL All-Star berth.

He has also been the winning goaltender in each of the last two NHL All-Star Games, becoming just the fifth netminder to win consecutive such contests. He has represented the United States in six World Championships and was invited to Team USA's Olympic camp this past August in advance of the 2010 Games.





TIM THOMAS #30



CAREER:

Has a 17-16 record in NHL shootouts (32 goals allowed on 123 shots) ... Has faced six career penalty shots (3 goals against) ... Has played in two NHL All-Star Games (2008, 2009) and was the winning goaltender in both ... **2008-09:** Won the Vezina Trophy as the league's top goaltender, was named a First Team NHL All-Star and shared the William M. Jennings Trophy with Manny Fernandez for the fewest team goals allowed in the league this season ... Led

all NHL goaltenders with a 2.10 goals against average and .933 save percentage and ranked sixth in wins with 36 ... Earned career season-highs in wins with 36, the most wins by a Boston goaltender since 1992-93 (Andy Moog, 37) ... Allowed two or fewer goals in 33 of his 53 complete games ... Had a career-high five shutouts - numbers 8-12 career - 1-0/OT in Edmonton on Oct. 27, 1-0 in Vancouver on Oct. 28, 2-0 in New Jersey on Dec. 23, 6-0 vs. Anaheim on Feb. 26 and 1-0 vs. NY Rangers on Apr. 4 ... The consecutive shutouts Oct. 27-28 were his first ever back-to-back and were the first by a Boston goaltender since Apr. 3-5, 1995 (Byron Dafoe) ... It was also just the second time in NHL history that a goaltender had consecutive 1-0 shutouts on the road (Florida's Craig Anderson, Mar. 2-4, 2008) ... Had a career-best seven-game win streak from Dec. 4-30 ... Had three seven-game point streaks - from Nov. 1-22 (6-0-1); Jan. 19-Feb. 5 (5-0-2); and Mar. 19-Apr. 12 (6-0-1) ... Faced his sixth career penalty shot at 2:44 of overtime on Nov. 12 in Chicago, stopping Patrick Sharp ... It was the first ever overtime penalty shot for or against in Bruins history ... Went 4-4 in shootouts, allowing nine goals on 28 shots ... Played his 200th NHL game Feb. 10 vs. San Jose ... Recorded his 100th NHL victory with a 6-0 win vs. Anaheim on Feb. 26 ... Dressed as backup for 28 games and backed up in consecutive games on just three occasions ... Was named the NHL's "Second Star" for the week of Oct. 27-Nov. 2 (3-1-0 record and 0.99 GAA in four games) ... Shared the NHL's "First Star" for the month of December with Manny Fernandez as he contributed a 7-0-0 record and 2.40 GAA during the month ... Played in his second straight NHL All-Star Game and won for the second straight year with a shootout victory ... Was just the fifth goaltender in NHL history to win consecutive All-Star contests ... Went 7-4 while playing all 11 playoff games, including his first career post-season shutout with a 4-0 win vs. Carolina on May 10 in game five of that series ... Had a five-game playoff win streak from Apr. 16-May 1, including the four-game CQF sweep of Montreal ... **2007-08:** Allowed two goals or fewer in 34 of his 51 complete games (24-6-4 record) and allowed one goal or less in 19 of those games (17-1-1 record) ... Faced 30+ shots in 28 of his 51 complete games with his season-high in shots faced 52 in Montreal on Nov. 17 ... Had a five-game win streak from Jan. 19-31 ... Had two six-game point streaks, from Feb. 13-Mar. 1 (5-0-1) and Mar. 22-Apr. 4 (4-0-2) ... Had three shutouts on the season - numbers 5-7 career - with a 2-0 win vs. Washington on Jan. 3 and 4-0 blankings each vs. Ottawa on Feb. 26 and Mar. 29 ... Played in seven shootouts (3-4 record, 6 goals on 18 shots faced) ... Faced two penalty shots, allowing goals to Carolina's Chad Larose on Dec. 28 and Atlanta's Ilya Kovalchuk on Mar. 1 ... Was named the NHL's "Second Star" for the week of Feb. 25-Mar. 2 (3-0-0 record and 0.97 GAA in 3 games) ... Dressed as backup for 19 games ... Missed six games with a groin injury ... Played in his first career All-Star Game and was the winning goaltender for the Eastern Conference ... Played in his first NHL playoffs with a 3-4 record and 2.65 GAA ... Played his first playoff game with a 4-1 loss in Montreal on Apr. 10 and earned his first playoff win with a 2-1 overtime victory on Apr. 13 vs. the Canadiens ... **2006-07:** Established career season-highs in games (66) and minutes played (3619) ... His 30 wins were the most by a Boston goaltender since 2001-02 (Byron Dafoe, 35) ... Had two four-game win streaks - Nov. 11-18 and Feb. 17-23 ... Played in a career-best 21 straight games from Oct. 21-Dec. 9, the longest such stretch by a Boston goaltender since 2000-01 (Dafoe, 25) ... Allowed two or less goals in 21 of his 53 complete games ... Faced 30+ shots in 40 of his 66 games (19-16-4 record, one no-decision) and faced 40+ shots on five occasions (3-0-2) ... Had three shutouts on the season, numbers 2-4 career - 2-0 vs. Vancouver on Dec. 21 (84:32 scoreless minutes); 3-0 vs. Edmonton on Feb. 13 (97:58) and 3-0 in Toronto on Feb. 20 (89:17) ... Faced one penalty shot, allowing a goal by the Rangers' Jed Ortmeyer on Jan. 13 in New York ... Played his 100th NHL game with a 6-3 win in Detroit on Mar. 11 ... Dressed as backup for 16 games and did not play in consecutive games on just four occasions ... **2005-06:** Earned his first NHL shutout with a 5-0 win in Ottawa on Jan. 30 ... Faced two penalty shots, stopping Washington's Alexander Ovechkin on Jan. 26 and Atlanta's Marc Savard on Apr. 15 ... Had a three-game win streak from Jan. 23-26

... Earned points in seven straight games from Jan. 14-26 (5-0-2 record) ... Played in 18 straight games, starting 16, from Jan. 10-Mar. 1 (8-4-4 record) ... Played in 17 straight games from Mar. 14-Apr. 15 (4-6-6 record) ... Dressed as backup for three games ... Began the season in Providence/AHL with a 15-11-0 record, 2.26 GAA and .923 save percentage in 26 games before his Jan. 10 recall to Boston ... **2004-05:** Returned to Finland and was named the Most Valuable Player in the Finnish League as he led the league in wins, goals against average, games/minutes played and shutouts ... Had a 34-13-7 record and 1.58 GAA, and his 15 shutouts were more than any other team's total ... **2003-04:** Spent the season with Boston's AHL affiliate in Providence ... Had a 20-16-6 record and nine shutouts in 43 games and his 1.84 GAA was third-best in the AHL ... **2002-03:** Spent most of the season in Providence/AHL with an 18-12-5 record, 2.87 GAA and .906 save percentage in 35 games ... Recalled on three occasions to Boston, from Oct. 27-31, Dec. 23 and Mar. 24-remainder of season, with a 3-1-0 record and 3.00 GAA in four games ... Earned his first NHL win in his first NHL game, a 4-3 victory in Edmonton on Oct. 19 ... Dressed as backup for 11 games ... **2001-02:** Spent his second straight season in Europe with a 15-12-5 record in 32 games with Karpat in Finland ... **2000-01:** Played the season with AIK Solna in Sweden with a 2.48 GAA in 43 games ... **1999-2000:** Played his first full North American pro season with a 10-21-3 record and 3.53 GAA in 36 games with Detroit/IHL ... **1998-99:** Began the season with Edmonton's AHL affiliate in Hamilton with a 6-8-0 record and 3.23 GAA in 15 games before again signing with IFK Helsinki and finishing the season in Finland ... Had an 8-3-3 record and 2.23 GAA in 14 Finnish games ... **1997-98:** Began his first professional season in the ECHL and IHL, playing six games with Birmingham/ECHL and one in Houston/IHL before going to Finland and finishing the season with IFK Helsinki ... Had a 13-4-1 record and 1.61 GAA in 22 Helsinki games ... Had a perfect 9-0 record with a 1.52 GAA in nine Helsinki playoff games as the team won the Finnish championship ... **College:** Played four seasons of college hockey at the University of Vermont with an 81-43-15 record and 2.70 GAA with nine shutouts in 140 career college games ... Named an NCAA All-American and ECAC First Team All-Star in both 1994-95 and 1995-96 and earned ECAC Goaltender of the Year honors in 1995-96 ... **International:** Has represented the United States at six World Championships - 1995 (did not play), 1996 (0-0-0 in one game, Bronze medal), 1998 (did not play), 1999 (0-0-0 in two games), 2005 (did not play) and 2008 (2-1-0 with one shutout in three games).

AWARDS:

Vezina Trophy (2008-09) ... William M. Jennings Trophy (shared with Manny Fernandez, 2008-09) ... NHL First All-Star Team (2008-09).

TRANSACTIONS:

Quebec's 11th pick, 217th overall, in the 1994 NHL Entry Draft ... Signed by Edmonton as a free agent, June 4, 1998 ... Signed by Boston as a free agent, Sept. 4, 2001 ... Signed by Boston as a free agent, Sept. 14, 2005.





TIM THOMAS #30

PRONUNCIATION:

TIHM TAH-muhs



NHL FIRSTS:

Game..... Oct. 19, 2002 at Edmonton
Win..... Oct. 19, 2002 at Edmonton
Shutout..... Jan. 30, 2006 at Ottawa

STREAKS:

Win..... 7 - Dec. 4-30, 2008
Unbeaten..... 7 - 4x, last Mar. 19-Apr. 12, 2009 (6-0-1)
Point..... 7 - 4x, last Mar. 19-Apr. 12, 2009 (6-0-1)

SHUTOUTS:

Regular Season..... 12
Playoffs..... 1

CAREER VS. NHL TEAMS

Vs.	GP	W-L-O	GA	GAA	SO
Anaheim Ducks	3	2-1-0	5	1.66	1
Atlanta Thrashers	9	4-3-1	27	3.06	0
Boston Bruins	-	-	-	-	-
Buffalo Sabres	18	6-8-2	53	3.14	0
Calgary Flames	1	0-1-0	3	3.05	0
Carolina Hurricanes	13	6-6-1	35	2.77	0
Chicago Blackhawks	4	4-0-0	8	1.97	0
Colorado Avalanche	1	1-1-0	5	2.50	0
Columbus Blue Jackets	2	0-1-1	6	2.95	0
Dallas Stars	2	1-0-1	2	0.97	0
Detroit Red Wings	2	1-1-0	6	3.00	0
Edmonton Oilers	3	3-0-0	3	0.98	2
Florida Panthers	11	3-6-1	39	3.97	0
Los Angeles Kings	2	0-0-1	3	2.47	0
Minnesota Wild	1	0-1-0	2	2.07	0
Montreal Canadiens	23	8-12-2	68	2.98	0
Nashville Predators	1	1-0-0	1	1.00	0
New Jersey Devils	12	4-3-3	26	2.39	1
New York Islanders	11	7-4-0	21	1.91	0
New York Rangers	10	3-4-3	26	2.76	1
Ottawa Senators	19	12-5-2	40	2.08	3
Philadelphia Flyers	8	6-1-1	20	2.47	0
Phoenix Coyotes	2	1-1-0	3	1.51	0
Pittsburgh Penguins	10	5-3-2	24	2.60	0
St. Louis Blues	3	0-1-2	9	2.86	0
San Jose Sharks	3	1-1-0	6	2.52	0
Tampa Bay Lightning	9	6-3-0	22	2.65	0
Toronto Maple Leafs	20	13-4-2	56	3.01	1
Vancouver Canucks	2	2-0-0	0	0.00	2
Washington Capitals	13	9-2-2	32	2.47	1

STATS

REGULAR SEASON

PLAYOFFS

Season	Team	League	GP	MINS	W-L-O	GA	GAA	SO	SV%	GP	MINS	W-L	GA	GAA	SO
1997-98	Birmingham Bulls	ECHL	6	360	4-2-0	13	2.17	1	.944	-	-	-	-	-	-
	Houston Aeros	IHL	1	59	0-1-0	4	4.01	0	.852	-	-	-	-	-	-
	IFK Helsinki	Finland	22	1035	13-4-1	28	1.62	2	-	9	551	9-0	14	1.52	3
1998-99	Hamilton Bulldogs	AHL	15	837	6-8-0	45	3.23	0	.905	-	-	-	-	-	-
	IFK Helsinki	Finland	14	833	8-3-3	31	2.23	2	-	11	658	7-4	25	2.28	0
1999-2000	Detroit Vipers	IHL	36	2020	10-21-3	120	3.56	1	.892	-	-	-	-	-	-
2000-01	AIK Solna	Sweden	43	2542	---	105	2.48	3	-	5	299	--	20	4.01	0
2001-02	Karpat	Finland	32	1937	15-12-5	79	2.45	4	-	3	180	1-2	12	4.00	0
2002-03	Boston Bruins	NHL	4	220	3-1-0	11	3.00	0	.907	-	-	-	-	-	-
	Providence Bruins	AHL	35	2049	18-12-5	98	2.87	1	.906	-	-	-	-	-	-
2003-04	Providence Bruins	AHL	43	2544	20-16-6	78	1.84	9	.941	2	84	0-2	10	7.13	0
2004-05	Jokerit	Finland	54	3267	34-13-7	86	1.58	15	-	12	721	8-4	22	1.83	0
2005-06	Boston Bruins	NHL	38	2193	12-13-10	101	2.76	1	.917	-	-	-	-	-	-
	Providence Bruins	AHL	26	1515	15-11-0	57	2.26	1	.923	-	-	-	-	-	-
2006-07	Boston Bruins	NHL	66	3619	30-29-4	189	3.13	3	.905	-	-	-	-	-	-
2007-08	Boston Bruins	NHL	57	3343	28-19-6	136	2.44	3	.921	7	431	3-4	19	2.65	0
2008-09	Boston Bruins	NHL	54	3259	36-11-7	114	2.10	5	.933	11	681	7-4	21	1.85	1
NHL/Boston Totals			219	12634	109-73-27	551	2.62	12	.918	18	1112	10-8	40	2.16	1





SHAWN THORNTON #22

Left Wing | 6'2" | 217 lbs. | Shoots Right

Born: July 23, 1977 in Oshawa, Ontario | Hometown: Oshawa, Ontario

Full Name:

Shawn Thornton

Nickname:

Thorty

Family:

Wife, Erin

Fun Fact:

Trains and spars with USA Boxing Certified Coach Tommy McInerney at The Ring Boxing Club in Boston as part of his off-season workout regimen ... Has two dogs, a Vizsla and an Italian Greyhound.

Hobbies/Special Interests:

Boxing & lacrosse.

If he could play with any Bruin in history, he'd pick:

John Bucyk.

Most memorable hockey moment:

Winning the Stanley Cup with Anaheim in 2007.

The best thing about Boston is:

The restaurants.

Biggest fear/phobia:

Needles.

If he could live anywhere in the world for one year, he'd choose:

Ireland.

First job:

Packing boxes at a coupon factory.

Pre-game ritual:

Listening to his iPod and coffee.

Five Favorites:

Road city.....Toronto

Pump-up song.....*Sex on Fire*

Dessert.....Baked Alaska

Non-hockey sport to play/watch.....Lacrosse

Vacation spot.....Napa



Photo: Eric Levin/Elevin Studios

Shawn Thornton is in his 13th pro season, his third in a Bruins uniform. A tough, physical player who incorporates boxing into his off-season training regimen, he makes timely offensive contributions as well, with three of his ten career goals as a Bruin proving game-winners. He is a Stanley Cup winner, having won a championship with Anaheim in 2007.

"[Shawn] defends and backs up all of his teammates," says Bruins General Manager Peter Chiarelli.

Thornton was drafted by Toronto as their sixth pick, 190th overall, in the 1997 NHL Entry Draft. He spent four seasons in the Maple Leafs organization with their minor league affiliate in St. John's, averaging over 300 penalty minutes a season with the AHL club.

He was traded to Chicago in September, 2001 and split the next five seasons

between the Blackhawks and their AHL affiliate in Norfolk, averaging over 200 PIM per season with the minor league club.

The native of Oshawa, Ontario was signed by Anaheim as a free agent in July, 2006 and although he began the season with their AHL club in Portland, he was recalled to the parent Ducks in December of that season and remained through their Stanley Cup championship run in the playoffs.

Thornton broke into the NHL on a full-time basis after signing with the Bruins as a free agent in July, 2007 and he has proven a valuable contributor both on and off of the ice.

He enjoyed his best NHL season to date in 2008-09 with career season-highs of six goals and 11 points while also accumulating career-highs with 123 penalty minutes in 79 games.





SHAWN THORNTON #22



CAREER:

2008-09: Established career season-highs in goals (6) and points (11) ... Also had a career-high 123 penalty minutes while playing in a high of 79 games ... Had one multiple-point game, a 1-1=2 effort Nov. 13 vs. Montreal which matched his career-high for points in a game ... Two of his six goals on the season were game-winning efforts, Dec. 20 vs. Carolina and Feb. 1 at Montreal ... Played his 200th NHL game Feb. 28 vs. Washington ... Missed three games

with a back injury ... Added one goal in ten playoff games, scoring his first career post-season goal on Apr. 20 at Montreal ... **2007-08:** Had two multiple-point games, both two-point efforts ... Recorded his first career two-goal game Feb. 12 vs. Carolina with both goals coming in a 27-second span of the third period ... They were the fastest two goals by a Bruin since Dec. 14, 2003 (Mike Knuble, 0:17) ... Had points in consecutive games twice, Feb. 12-13 (2-1=3 totals) and Feb. 26-28 (1-1=2 totals) ... Played his 100th NHL game Jan. 10 vs. Montreal ... Played his first game as a Bruin Oct. 5 at Dallas and scored his first point as a Bruin in a two-goal effort Feb. 12 vs. Carolina ... Did not dress for four games (coach's decision) and missed 20 games with a broken foot ... Played seven scoreless playoff games ... **2006-07:** Established career season-highs in NHL games (48), goals (2), assists (7) and points (9) ... Had three multiple-point games, all two-point nights, including consecutive two-point efforts Dec. 8 (1-1=2) in Washington and Dec. 9 (0-2=2) at Tampa Bay ... Had 12 fighting majors ... Began the season in Portland/AHL before his Oct. 28 recall to Anaheim ... Had 0-2=2 totals in seven games before returning to Portland, but was recalled again on Dec. 8 for the remainder of the season ... Had 4-4=8 totals with 55 PIM in 15 Portland games ... Played 15 scoreless playoff games with 19 post-season penalty minutes as Anaheim won the Stanley Cup championship ... **2005-06:** Spent most of the season in Norfolk/AHL and his 10-22=32 totals were pro career-highs in assists and points with the Admirals ... Was recalled on three occasions to Chicago, playing ten scoreless NHL games with 16 PIM ... **2004-05:** Spent the season with Chicago's AHL affiliate in Norfolk with 5-9=14 totals in 71 Admirals games ... Led the team with 253 penalty minutes and became the first Admiral to accumulate 1,000 career penalty minutes ... Played his 500th AHL game Feb. 2 vs. Binghamton ... **2003-04:** Spent most of the season in Norfolk/AHL with 6-11=17 totals and leading the team with 259 PIM in 64 Admirals games ... Recalled for eight games in Chicago, scoring his lone NHL goal of the season Mar. 28 vs. St. Louis ... Was named Norfolk's Man of the Year and nominated for that same AHL award for his many charitable and community efforts ... **2002-03:** Began the season in Chicago with 1-1=2 totals and 31 PIM in 13 Blackhawks games ... Played his first NHL game Oct. 10 in Columbus and recorded his first NHL point with an assist in the next game, Oct. 13 vs. Buffalo ... Scored his first NHL goal Oct. 26 in Carolina ... Assigned to Norfolk/AHL on Nov. 14 for the remainder of the season ... Had a professional career-high in goals with 11-2=13 totals and led the team with 213 PIM in 50 Admirals games ... **2001-02:** Spent his first season in the Blackhawks organization with their AHL affiliate in Norfolk ... Had 8-14=22 totals with 281 PIM in 70 games ... **2000-01:** Played his last season in the Toronto organization with St. John's/AHL ... Again topped the team and ranked fourth overall in the AHL with 320 PIM, his third straight season with 300+ minutes ... Had 5-12=17 totals in 79 games ... **1999-2000:** Spent the season in St. John's/AHL with 4-12=16 totals in 60 games ... Recorded 300+ penalty minutes for the second straight season with his 316 leading the team and ranking fourth overall in the AHL ... **1998-99:** Played the season in St. John's/AHL with 8-11=19 totals in 78 games ... Set a St. John's record with a professional career-high 354 penalty minutes and ranked second in the AHL in that category for the season ... **1997-98:** Spent his first professional season with Toronto's AHL affiliate in St. John's ... Had three assists with 225 PIM in 59 games ... **Juniors:** Played two seasons of junior hockey in Peterborough/OHL with 23-20=43 totals and 396 penalty minutes in 124 career junior games.

TRANSACTIONS:

Toronto's sixth pick (seventh round), 190th overall, in the 1997 NHL Entry Draft ... Traded to Chicago by Toronto for Marty Wilford, Sept. 30, 2001 ... Signed as a free agent by Anaheim, July 12, 2006 ... Signed as a free agent by Boston, July 1, 2007.

PRONUNCIATION:

SHAHN THOHRN-tuhn





SHAWN THORNTON #22



NHL FIRSTS:

Game.....Oct. 10, 2002 at Columbus
Goal.....Oct. 26, 2002 at Carolina
Assist & Point.....Oct. 13, 2002 vs. Buffalo

SINGLE-GAME HIGHS:

Goals.....2 - Feb. 12, 2008 vs. Carolina
Assists.....2 - 2x, last Dec. 9, 2006 at Tampa Bay
Points.....2 - 6x, last Nov. 13, 2008 vs. Montreal (1-1=2)

STREAKS:

Goals.....1 - 13x, last Mar. 28, 2009 (1-0=1)
Assists.....2 - Dec. 8-9, 2006 (0-3=3)
Points.....2 - 3x, last Feb. 26-28, 2008 (1-1=2)

CAREER VS. NHL TEAMS

Vs.	GP	G	A	PTS	PIM
Anaheim Ducks	2	0	0	0	5
Atlanta Thrashers	9	0	1	1	26
Boston Bruins	-	-	-	-	-
Buffalo Sabres	12	1	2	3	19
Calgary Flames	6	0	0	0	10
Carolina Hurricanes	9	4	0	4	9
Chicago Blackhawks	5	0	0	0	24
Colorado Avalanche	3	0	0	0	0
Columbus Blue Jackets	6	0	1	1	9
Dallas Stars	9	0	1	1	32
Detroit Red Wings	5	0	0	0	0
Edmonton Oilers	5	0	0	0	17
Florida Panthers	11	0	1	1	2
Los Angeles Kings	6	0	0	0	0
Minnesota Wild	5	0	0	0	0
Montreal Canadiens	11	2	1	3	20
Nashville Predators	7	0	0	0	9
New Jersey Devils	7	0	0	0	15
New York Islanders	5	0	1	1	5
New York Rangers	7	0	0	0	5
Ottawa Senators	12	1	0	1	19
Philadelphia Flyers	8	0	0	0	10
Pittsburgh Penguins	7	0	0	0	8
Phoenix Coyotes	7	0	2	2	5
St. Louis Blues	8	1	0	1	22
San Jose Sharks	9	1	0	1	19
Tampa Bay Lightning	8	0	2	2	16
Toronto Maple Leafs	12	2	1	3	16
Vancouver Canucks	6	0	2	2	18
Washington Capitals	9	2	1	3	15

STATS

REGULAR SEASON

PLAYOFFS

Season	Team	League	GP	G	A	PTS	PIM	PP	SH	GW	+/-	GP	G	A	PTS	PIM
1997-98	St. John's Maple Leafs	AHL	59	0	3	3	225	-	-	-	-	-	-	-	-	-
1998-99	St. John's Maple Leafs	AHL	78	8	11	19	354	-	-	-	-	5	0	0	0	0
1999-2000	St. John's Maple Leafs	AHL	60	4	12	16	316	-	-	-	-	-	-	-	-	-
2000-01	St. John's Maple Leafs	AHL	79	5	12	17	320	-	-	-	-	3	1	2	3	2
2001-02	Norfolk Admirals	AHL	70	8	14	22	281	-	-	-	-	4	0	0	0	4
2002-03	Chicago Blackhawks	NHL	13	1	1	2	31	0	0	0	-4	-	-	-	-	-
	Norfolk Admirals	AHL	50	11	2	13	213	-	-	-	-	9	0	2	2	28
2003-04	Chicago Blackhawks	NHL	8	1	0	1	23	0	0	0	+2	-	-	-	-	-
	Norfolk Admirals	AHL	64	6	11	17	259	-	-	-	-	8	1	1	2	6
2004-05	Norfolk Admirals	AHL	71	5	9	14	253	-	-	-	-	6	0	0	0	8
2005-06	Chicago Blackhawks	NHL	10	0	0	0	16	0	0	0	-5	-	-	-	-	-
	Norfolk Admirals	AHL	59	10	22	32	192	-	-	-	-	4	0	0	0	35
2006-07	Anaheim Ducks	NHL	48	2	7	9	88	0	0	0	+3	15	0	0	0	19
	Portland Pirates	AHL	15	4	4	8	55	-	-	-	-	-	-	-	-	-
2007-08	Boston Bruins	NHL	58	4	3	7	74	0	0	1	-1	7	0	0	0	6
2008-09	Boston Bruins	NHL	79	6	5	11	123	0	0	2	-2	10	1	0	1	6
NHL Totals			216	14	16	30	355	0	0	3	-7	32	1	0	1	31
Boston Totals			137	10	8	18	197	0	0	3	-3	17	1	0	1	12





BLAKE WHEELER #26

Right Wing | 6'5" | 208 lbs. | Shoots Right
Born: August 31, 1986 in Robbinsdale, Minnesota | Hometown: Plymouth, Minnesota



Photo: Eric Levin/Elevin Studios



Full Name:

Blake James Wheeler

Nickname:

Wheels

Family:

Single

Fun Facts:

He also played football and baseball in high school ... His father, James, pitched in the Detroit Tigers organization.

Hobbies/Special Interests:

Golf, cooking & his dog.

If he could play with any Bruin in history, he'd pick:

John Bucyk.

Most memorable hockey moments:

Winning the 2007 WCHA playoff championship and the 2004 Minnesota high school championship.

Most embarrassing hockey moment:

Losing a glove over the glass while celebrating a goal.

Best Boston 'tourist' thing to do:

Go to Fenway Park.

If he could meet anyone in history, he'd pick:

Babe Ruth, to ask if he really pointed to call a home run.

Biggest fear/phobia:

Heights.

The best thing about Boston is:

The sports fans.

Five Favorites:

Road arena Bell Centre

Pump-Up Song *Lose Yourself*

Boston athlete Randy Moss

Food Burrito

Musician Garth Brooks

Blake Wheeler is in his second pro season and he is looking to build on a strong rookie campaign that saw him finish second overall in the league to teammate David Krejci and lead all NHL rookies with a +36 plus/minus rating.

"Blake had a tremendous first year," says Bruins General Manager Peter Chiarelli. "He must - and will - get stronger; but [he has] significant promise."

The native of Plymouth, Minnesota was drafted by Phoenix as their first pick, fifth overall, in the 2004 NHL Entry Draft out of Breck (MN) High School, where he had won a state hockey championship and also excelled in football and baseball.

Following a season of junior hockey in the USHL, he attended the University of Minnesota for three years, leading the team in scoring in his final season in 2007-08 while earning All-WCHA Third Team All-Star honors. With the option of becoming

a free agent in 2008, Wheeler forewent his senior season of college and signed with the Bruins on July 1st of that year.

Following the footsteps of Patrice Bergeron and Milan Lucic, two Bruins who made the NHL roster out of their first training camps, the 6'5" forward had an impact in his first season, becoming the first 20-goal Boston rookie since 2005-06. That included a goal in his first NHL game on October 9 in Colorado as well as a hat trick in just his 13th NHL game on November 6 vs. Toronto, which was the fastest three-goal game by a Boston rookie since March, 1988.

He finished fifth among NHL rookies in goals, tied for sixth in assists, and ranked second overall in freshman points with 21-24=45 totals on the season. He also earned Most Valuable Player honors at the Young Stars Game during the NHL's All-Star weekend festivities with four goals and an assist in that game.





BLAKE WHEELER #26



CAREER:

Has a 4/7 record in NHL shootouts (1 deciding goal) ... **2008-09:** Finished second in the league to teammate David Krejci (+37) in plus/minus at +36 ... Finished tied for fifth among NHL rookies in goals (21), tied for sixth in assists (24) and ranked seventh overall in freshman points (45) ... Scored his 20th goal of the season Mar. 31 in Tampa Bay, becoming the first 20-goal Boston rookie since 2005-06 (Brad Boyes, 26) ... Had 11 multiple-point games, including his first career hat trick scored Nov. 6 vs. Toronto ... It came in his 13th NHL game, the fastest hat trick by a Boston


rookie since Craig Janney netted three in his fifth game on Mar. 13, 1988 vs. Quebec ... Had a four-game point streak from Nov. 28-Dec. 6 (3-3=6 totals) and had three three-game point streaks as well ... Went 4 for 7 in shootouts and scored the deciding shootout goal on Nov. 22 in Montreal ... Scored his first NHL goal in his first NHL game, Oct. 9 in Colorado, the first Bruin to accomplish that feat since Dec. 20, 2001 (Andy Hilbert vs. Montreal) ... Did not dress for one game (coach's decision) ... Played for the rookie team in the Young Stars Game at the 2009 NHL All-Star Weekend in Montreal ... Was named MVP of that game with four goals and an assist for five points in the 9-5 rookie win over the sophomores ... Began the season wearing number 42 but changed to 26 on Nov. 6 and scored a hat trick in his first game in the new number ... Went scoreless in eight playoff games, playing his first NHL post-season game on Apr. 16 vs. Montreal ... **College:** Played three seasons of college hockey at the University of Minnesota before turning pro and foregoing his senior season ... Had 42-54=96 totals with 155 penalty minutes in 127 career college games ... Led the team in scoring in 2007-08 with 15-20=35 totals and earned an All-WCHA Third Team berth ... **Juniors:** Played one season in the USHL with Green Bay and earned USHL All-Rookie Team honors in 2004-05 ... **International:** Played for Team USA in the 2006 World Junior Championships with 2-0=2 totals in seven games.

TRANSACTIONS:

Phoenix's first pick, fifth overall, in the 2004 NHL Entry Draft ... Signed by Boston as a free agent, July 1, 2008.

PRONUNCIATION:

BLAYK WEE-luhr



NHL FIRSTS:

Game..... Oct. 9, 2008 at Colorado
Goal & Point..... Oct. 9, 2008 at Colorado
Assist..... Nov. 1, 2008 vs. Dallas

SINGLE-GAME HIGHS:

Goals..... 3 - Nov. 6, 2008 vs. Toronto
Assists..... 2 - 4x, last Apr. 12, 2009 at NY Islanders
Points..... 3 - Nov. 6, 2008 vs. Toronto (3-0=3)

STREAKS:

Goals..... 2 - 2x, last Feb. 14-17, 2009 (2-0=2)
Assists..... 3 - 2x, last Jan. 8-13, 2009 (0-4=4)
Points..... 4 - Nov. 28-Dec. 6, 2008 (3-3=6)

CAREER VS. NHL TEAMS

Vs.	GP	G	A	PTS	PIM
Anaheim Ducks	1	0	2	2	2
Atlanta Thrashers	4	0	3	3	4
Boston Bruins	-	-	-	-	-
Buffalo Sabres	6	0	1	1	0
Calgary Flames	1	1	0	1	0
Carolina Hurricanes	4	3	2	5	0
Chicago Blackhawks	1	0	0	0	0
Colorado Avalanche	1	1	0	1	2
Columbus Blue Jackets	1	0	0	0	0
Dallas Stars	1	0	2	2	2
Detroit Red Wings	1	1	0	1	2
Edmonton Oilers	1	0	0	0	0
Florida Panthers	4	1	2	3	0
Los Angeles Kings	1	0	0	0	0
Minnesota Wild	2	0	0	0	0
Montreal Canadiens	6	0	1	1	2
Nashville Predators	1	1	0	1	2
New Jersey Devils	4	0	0	0	2
New York Islanders	4	1	3	4	2
New York Rangers	4	1	0	1	0
Ottawa Senators	6	1	2	3	6
Philadelphia Flyers	4	0	1	1	8
Phoenix Coyotes	1	0	0	0	0
Pittsburgh Penguins	4	1	2	3	4
St. Louis Blues	2	2	1	3	0
San Jose Sharks	1	0	0	0	0
Tampa Bay Lightning	4	1	1	2	2
Toronto Maple Leafs	6	6	1	7	4
Vancouver Canucks	1	0	0	0	0
Washington Capitals	4	0	0	0	2

STATS

REGULAR SEASON

PLAYOFFS

Season	Team	League	GP	G	A	PTS	PIM	PP	SH	GW	+/-	GP	G	A	PTS	PIM
2004-05	Green Bay Gamblers	USHL	58	19	28	47	43	-	-	-	-	-	-	-	-	-
2005-06	Univ. Minnesota Gophers	WCHA	39	9	14	23	41	-	-	-	-	-	-	-	-	-
2006-07	Univ. Minnesota Gophers	WCHA	44	18	20	38	42	-	-	-	-	-	-	-	-	-
2007-08	Univ. Minnesota Gophers	WCHA	44	15	20	35	72	-	-	-	-	-	-	-	-	-
2008-09	Boston Bruins	NHL	81	21	24	45	46	3	2	3	+36	8	0	0	0	0
NHL/Boston Totals			81	21	24	45	46	3	2	3	+36	8	0	0	0	0





TRENT WHITFIELD #42

Center | 5'11" | 209 lbs. | Shoots Left

Born: June 17, 1977 in Estevan, Saskatchewan | Hometown: Alameda, Saskatchewan




Photo: Eric Levin/Elevin Studios



Full Name:

Trenton Grant Whitfield

Nickname:

Whitter

Family:

Wife, Colleen; Son, Colton; Daughter, Alstyn

Fun Fact:

x

Hobbies/Special Interests:

Golf.

Three things he'd take if stranded on a desert island:

Golf clubs, 1000 balls and bug spray.

Worst habit:

Chewing his fingernails.

Hockey hero:

"My dad, because he taught me to play."

One thing he spends too much on:

Wine.

Current pro athlete he most admires & why:

Tiger Woods for his consistency.

First job:

Farming.

Most memorable hockey moment:

His first NHL game.

If he could change one thing about himself, he'd change:

His size.

Five Favorites:

Boston 'tourist' thing to doGo to Fenway

Dessert..... Brownie

Ice Cream Flavor..... Vanilla

MagazineESPN The Magazine

Way to spend an off day..... With his kids

Trent Whitfield is in his 12th pro season and his first in the Bruins organization, although he was drafted by Boston as their fifth pick, 100th overall, in the 1996 NHL Entry Draft.

He signed with the team as a free agent in July, 2009 giving depth to the organization with 177 games of NHL experience on his resume and leadership qualities that will benefit the team's younger players. Three of his 11 career NHL goals have proven game-winning tallies.

"He will help with the development of our younger players," says Bruins General Manager Peter Chiarelli.

The Saskatchewan native was drafted by the Bruins out of his junior team in Spokane. He played four seasons in the Western Hockey League with 269 points and 272 penalty minutes in 248 career junior games and was twice named to the WHL West All-Star teams.

The center never signed with the Bruins, however, instead signing with Washington as a free agent in September, 2008 and he went on to play seven seasons in the Capitals organization. He spent most of that time with Washington's AHL affiliate in Portland but played a career season-high of 44 NHL games in Washington in 2003-04 when he also posted NHL season-highs of six goals and 11 points.

Whitfield was signed by St. Louis as a free agent in August, 2005 and has played the last four seasons in the Blues organization and their AHL affiliate in Peoria. He hit the 20-goal mark in three of his last four AHL seasons while reaching 50-or-more points in each of those four campaigns, including pro career season-highs of 33 goals and 45 assists for 78 points in 79 Rivermen games in 2006-07.

He hit the 20-goal plateau for the fourth time in his pro career with the Rivermen last season and was also recalled twice to St. Louis, where he had one assist in three NHL games played.





TRENT WHITFIELD #42



CAREER:

2008-09: Spent most of the season in Peoria/AHL where he was tied for the team lead in points and second in goals with 20-30=50 totals in 69 games ... Recalled twice to St. Louis, from Jan. 15-17 (0-1=1 totals in two games) and Mar. 12 (0-0=0 totals in one game) ... His lone NHL point of the season was an assist Jan. 15 vs. Colorado ... **2007-08:** Played the season with St. Louis' AHL affiliate in Peoria ... Finished fourth in the team's scoring race with 22-

30=52 totals while playing in all 80 games for the first time in his career ... **2006-07:** Spent the season in Peoria/AHL where he led the Rivermen in goals, assists and points with pro career season-highs of 33 goals and 45 assists for 78 points ... **2005-06:** Split the season between St. Louis and their AHL affiliate in Peoria ... Began the season in St. Louis, playing two scoreless games before his assignment to Peoria ... Recalled on three more occasions, Jan. 26 (one scoreless game), Feb. 12 (one scoreless game) and Mar. 1-remainder of season (2-5=7 totals in 26 games) ... Added 19-34=53 totals in 41 Rivermen games ... **2004-05:** Played the season with Washington's AHL affiliate in Portland where he led that team in assists and points with 17-38=55 totals in 67 games ... **2003-04:** Split the season between Washington and their AHL affiliate in Portland ... Began the season in Portland with 8-7=15 totals in 24 games before his mid-December recall to Washington ... Had 6-5=11 totals in 44 Capitals games ... Had one multiple-point game with a 2-1=3 effort Mar. 30 vs. Pittsburgh his career-high for goals and points in a game ... Had points in consecutive games once, Mar. 27-30 (2-2=4 totals) ... **2002-03:** Spent most of the season in Portland/AHL with 27-34=61 totals in 64 games ... That led the Pirates in goals and was second overall in the team's scoring race ... Recalled twice to Washington, from Dec. 11-28 (0-0=0 totals in nine games) and Mar. 28-remainder of season (1-1=2 totals in five games) ... Recorded his first career multiple-point game with a 1-1=2 effort Mar. 28 in Ottawa ... Also played six scoreless playoff games with the Capitals ... **2001-02:** Spent most of the season in Portland/AHL where he had 14-20=34 totals in 45 games over two assignments ... Had 1-1=2 totals in 24 Washington games before he was claimed off waivers by NY Rangers on Jan. 16 ... Played one scoreless game for New York before he was reclaimed off waivers by Washington and assigned again to Portland ... **2000-01:** Spent most of the season in Washington where he had 2-4=6 totals in 61 games ... Had goals in consecutive games Mar. 9-11 (2-0=2 totals) ... Played his first NHL regular season game Nov. 24 vs. NY Islanders, recorded his first NHL point with an assist Dec. 12 at NY Islanders and scored his first NHL goal Mar. 9 vs. NY Rangers ... Had 9-11=20 totals in 19 AHL Pirates games ... **1999-2000:** Played the regular season in Portland/AHL where he was third in the team's scoring race with 18-35=53 totals in 79 games and added 1-1=2 totals in three AHL playoff games ... Joined Washington at the conclusion of his AHL post-season and played three scoreless playoff games for the Capitals, including his first NHL game on Apr. 17 in Pittsburgh ... **1998-99:** Played his first professional season with both Portland/AHL and Hampton Roads/ECHL ... Finished eighth in the Hampton Roads scoring race with 13-12=25 totals despite playing only 19 games ... Had 10-8=18 totals in 50 AHL Pirates games in his rookie pro season ... **Juniors:** Played four-plus seasons of junior hockey with Spokane of the Western Hockey League with 114-155=269 totals and 272 penalty minutes in 248 career junior games ... Was named a WHL West First Team All-Star in 1996-97 when he had 34 goals and 76 points and to the WHL West Second All-Star Team in 1997-98 with 38-44=82 totals in that season.

TRANSACTIONS:

Boston's fifth pick, 100th overall, in the 1996 NHL Entry Draft ... Signed as a free agent by Washington, Sept. 1, 1998 ... Claimed off waivers by NY Rangers from Washington, Jan. 16, 2002 ... Claimed off waivers by Washington from NY Rangers, Feb. 1, 2002 ... Signed by St. Louis as a free agent, Aug. 2, 2005 ... Signed by Boston as a free agent, July 13, 2009.

PRONUNCIATION:

TREHNT WIHT-feeld





TRENT WHITFIELD #42



NHL FIRSTS:

Game..... Apr. 17, 2000 at Pittsburgh
Goal..... Mar. 9, 2001 vs. NY Rangers
Assist & Point..... Dec. 12, 2000 at NY Islanders

SINGLE-GAME HIGHS:

Goals..... 2 - Mar. 30, 2004 vs. Pittsburgh
Assists..... 1 - 17x, last Jan. 15, 2009 vs. Colorado
Points..... 3 - Mar. 30, 2004 vs. Pittsburgh (2-1=3)

STREAKS:

Goals..... 2 - Mar. 9-11, 2001 (2-0=2)
Assists..... 2 - Mar. 27, 30, 2004 (0-2=2)
Points..... 2 - 3x, last Mar. 27-30, 2004 (2-2=4)

CAREER VS. NHL TEAMS

Vs.	GP	G	A	PTS	PIM
Anaheim Ducks	4	0	0	0	2
Atlanta Thrashers	7	0	1	1	0
Boston Bruins	7	0	0	0	4
Buffalo Sabres	7	0	0	0	5
Calgary Flames	4	1	1	2	11
Carolina Hurricanes	9	0	1	1	4
Chicago Blackhawks	7	1	1	2	0
Colorado Avalanche	6	0	2	2	2
Columbus Blue Jackets	4	0	0	0	2
Dallas Stars	1	0	0	0	0
Detroit Red Wings	3	0	0	0	0
Edmonton Oilers	5	0	0	0	2
Florida Panthers	12	0	0	0	4
Los Angeles Kings	3	0	0	0	2
Minnesota Wild	4	0	1	1	0
Montreal Canadiens	6	0	0	0	7
Nashville Predators	7	0	1	1	4
New Jersey Devils	9	0	1	1	2
New York Islanders	7	0	1	1	2
New York Rangers	6	3	0	3	15
Ottawa Senators	10	2	2	4	0
Philadelphia Flyers	8	0	1	1	2
Phoenix Coyotes	5	0	0	0	4
Pittsburgh Penguins	9	2	1	3	0
St. Louis Blues	1	0	0	0	7
San Jose Sharks	5	1	0	1	2
Tampa Bay Lightning	10	0	3	3	14
Toronto Maple Leafs	8	1	0	1	0
Vancouver Canucks	3	0	0	0	0
Washington Capitals	-	-	-	-	-

STATS

REGULAR SEASON

PLAYOFFS

Season	Team	League	GP	G	A	PTS	PIM	PP	SH	GW	+/-	GP	G	A	PTS	PIM
1998-99	Portland Pirates	AHL	50	10	8	18	20	-	-	-	-	-	-	-	-	-
	Hampton Roads Admirals	ECHL	19	13	12	25	12	-	-	-	-	4	2	0	2	14
1999-2000	Portland Pirates	AHL	79	18	35	53	52	-	-	-	-	3	1	1	2	2
	Washington Capitals	NHL	-	-	-	-	-	-	-	-	-	3	0	0	0	0
2000-01	Washington Capitals	NHL	61	2	4	6	35	0	0	0	+3	5	0	0	0	2
	Portland Pirates	AHL	19	9	11	20	27	-	-	-	-	-	-	-	-	-
2001-02	Washington Capitals	NHL	24	0	1	1	28	0	0	0	-3	-	-	-	-	-
	Portland Pirates	AHL	45	14	20	34	24	-	-	-	-	-	-	-	-	-
2002-03	New York Rangers	NHL	1	0	0	0	0	0	0	0	+1	-	-	-	-	-
	Washington Capitals	NHL	14	1	1	2	6	0	0	1	+1	6	0	0	0	10
2003-04	Portland Pirates	AHL	64	27	34	61	42	-	-	-	-	-	-	-	-	-
	Washington Capitals	NHL	44	6	5	11	14	0	1	2	-2	-	-	-	-	-
2004-05	Portland Pirates	AHL	24	8	7	15	22	-	-	-	-	-	-	-	-	-
	Portland Pirates	AHL	67	17	38	55	75	-	-	-	-	-	-	-	-	-
2005-06	St. Louis Blues	NHL	30	2	5	7	14	1	0	0	-3	-	-	-	-	-
	Peoria Rivermen	AHL	41	19	34	53	18	-	-	-	-	-	-	-	-	-
2006-07	Peoria Rivermen	AHL	79	33	45	78	70	-	-	-	-	-	-	-	-	-
	Peoria Rivermen	AHL	80	22	30	52	51	-	-	-	-	-	-	-	-	-
2007-08	St. Louis Blues	NHL	3	0	1	1	0	0	0	0	Ev'n	-	-	-	-	-
	Peoria Rivermen	AHL	69	20	30	50	37	-	-	-	-	7	2	1	3	0
NHL Totals			177	11	17	28	97	1	1	3	-3	14	0	0	0	12





DENNIS WIDEMAN #6

Defense | 6'0" | 196 lbs. | Shoots Right

Born: March 20, 1983 in Kitchener, Ontario | Hometown: Elmira, Ontario

Full Name:

Dennis Earl Wideman

Nickname:

Wides

Family:

Single

Fun Fact:

He scored the 18,000th goal in Bruins history on December 31, 2007 vs. Atlanta's Kari Lehtonen.

Hobbies/Special Interests:

Golf.

If he could play with any Bruin in history, he'd pick:

Bobby Orr.

If he could live anywhere in the world for one year, he'd pick:

Italy.

The best advice he received growing up:

Treat others as you would have them treat you.

If he could meet anyone in history, he'd pick:

Tiger Woods, to ask how he keeps himself so focused under all that pressure.

First job:

In a feed mill.

Biggest fear/phobia:

Snakes.

If he could pick two celebrity parents, he'd pick:

Tim McGraw and Faith Hill.

Five Favorites:

Pre-game meal..... Ravioli and chicken cutlet

Boston restaurant..... Tresca

Non-hockey sport to watch..... Football

Musician..... Garth Brooks

Website..... zappos.com



Photo: Eric Levin/Elevin Studios

Dennis Wideman is in his sixth pro season and his third full campaign with the Bruins since he was acquired from St. Louis for Brad Boyes in February, 2007.

Known more as a puck-moving offensive defenseman, his +43 rating over his past two seasons in Boston attests to his defensive responsibility. He was a +32 last season which ranked sixth overall in the NHL in that category and was second among league blueliners.

"Dennis is one of the best seam passers in the league," says Bruins General Manager Peter Chiarelli. "And his defensive game continues to improve."

The native of Elmira, Ontario was drafted by Buffalo in the eighth round, 241st overall, in the 2002 NHL Entry Draft, but never signed with the Sabres. Following five seasons of junior hockey in the Ontario Hockey League, where he earned

OHL First Team All-Star honors in 2003-04, he signed as a free agent with St. Louis in June, 2004 and played his first pro season with the Blues' AHL affiliate in Worcester during the NHL's lockout year of 2004-05.

He led club defensemen in scoring and finished third overall in the team's scoring race that season and started the 2005-06 campaign with the Blues' farm team in Peoria as well. His play following a November recall to St. Louis, however, has kept him in the NHL since that time.

He has played the last two-plus seasons in a Bruins uniform and in 2007-08 had a career-best seven-game point streak which was the longest such streak by a Boston defenseman since Ray Bourque tallied in eight straight games in 1995.

He established career season-highs in assists and points while tying his career-high in goals with 13 goals and 37 assists for 50 points in addition to the +32 rating.





DENNIS WIDEMAN #6



CAREER:

Has a 2/8 record in NHL shootouts (1 deciding goal) ... **2008-09:** Set career season-highs in assists (37) and points (50) and tied his season-high in goals with 13 ... Finished sixth in the NHL in plus/minus at +32 ... Had nine multiple-point games with his season-highs 1-2=3 totals Dec. 30 at Pittsburgh and three assists Mar. 28 at Toronto ... Tied his career-best with a seven-game point streak from Jan. 19-Feb. 4 (4-4=8 totals) ... Scored an overtime goal Oct. 27 in

Edmonton to give Boston a 1-0 victory ... Played his 300th NHL game Apr. 4 vs. New York Rangers and recorded his 100th NHL point with an assist Dec. 8 vs. Tampa Bay ... Missed three games to injury (muscle strain & groin) ... Added six assists in 11 playoff games, including a two-assist effort Apr. 20 in Montreal ... **2007-08:** Established a career season-high in goals ... Had three multiple-point games, all two-point efforts ... Had a career-best seven-game point streak from Nov. 29-Dec. 10 (2-5=7 totals), which was the longest such streak by a Boston defenseman since 1995 (Ray Bourque, eight games) ... Had a four-game point streak from Feb. 16-23 (2-3=5 totals) ... Took one shootout shot (no goal) ... Played his 200th NHL game Feb. 19 in Carolina ... Scored the 18,000th goal in Bruins history on Dec. 31 vs. Atlanta's Kari Lehtonen ... Did not dress for one game (coach's decision) ... Added three assists in six playoff games, his first career playoff action ... Played his first NHL playoff game Apr. 10 in Montreal and recorded his first playoff point with an assist Apr. 13 vs. the Canadiens ... **2006-07:** Began the season in St. Louis where he led Blues defensemen in scoring with 5-17=22 totals and 44 PIM in 55 games at the time of his Feb. 27 trade to Boston for Brad Boyes ... Added 1-2=3 totals and 27 PIM in 20 Bruins games ... Had four multiple-point games, including a career-high 1-2=3 effort Jan. 13 vs. Los Angeles ... Had two three-game point streaks, from Oct. 12-17 (0-3=3 totals) and Jan. 13-16 (2-3=5 totals) ... Played his 100th NHL game Dec. 26 in Nashville ... Played his first game as a Bruin Mar. 1 vs. Philadelphia and recorded his first point as a Bruin with an assist in that game ... Scored his first goal as a Bruin Mar. 10 in Philadelphia ... Did not dress for four St. Louis games (coach's decision) and missed three games with a hand injury ... **2005-06:** Began the season in Peoria/AHL with 2-4=6 totals in 12 games before his Nov. 8 recall to St. Louis for the remainder of the season ... Played his first NHL game Nov. 9 at Columbus and recorded his first NHL point with an assist Nov. 12 at Nashville ... Scored his first NHL goal with the game-winning tally Dec. 1 vs. Columbus ... Had a three-game goal streak from Jan. 17-20 (3-0=3 totals) ... **2004-05:** Played his first professional season in Worcester/AHL, leading club defensemen in scoring and finishing third overall in the team's scoring race with 13-30=43 totals in 79 games ... Had eight multiple-point games, including a 2-3=5 effort Oct. 16 vs. Springfield ... Was a starter for the Canadian team in the AHL All-Star Game ... **Juniors:** Played five seasons of junior hockey with Sudbury and London of the Ontario Hockey League ... Had 96-155=251 totals and 448 PIM in 292 career junior games ... Was named an OHL First Team All-Star in 2003-04.

TRANSACTIONS:

Buffalo's ninth pick (eighth round), 241st overall, in the 2002 NHL Entry Draft ... Signed by St. Louis as a free agent, June 30, 2004 ... Traded to Boston by St. Louis for Brad Boyes, Feb. 27, 2007.

PRONUNCIATION:

DEH-nihs WIGHD-muhn





DENNIS WIDEMAN #6



NHL FIRSTS:

Game..... Nov. 9, 2005 at Columbus
Goal..... Dec. 1, 2005 vs. Columbus
Assist & Point..... Nov. 12, 2005 at Nashville

SINGLE-GAME HIGHS:

Goals..... 1 - 40x, last Mar. 29, 2009 at Philadelphia
Assists..... 3 - Mar. 28, 2009 at Toronto
Points..... 3 - 3x, last Mar. 28, 2009 at Toronto (0-3=3)

STREAKS:

Goals..... 3 - Jan. 17-20, 2006 (3-0=3)
Assists..... 4 - Dec. 27, 2008-Jan. 1, 2009 (0-6=6)
Points..... 7 - 2x, last Jan. 19-Feb. 4, 2009 (4-4=8)

CAREER VS. NHL TEAMS

Vs.	GP	G	A	PTS	PIM
Anaheim Ducks	7	2	4	6	11
Atlanta Thrashers	10	2	4	6	8
Boston Bruins	1	0	1	1	0
Buffalo Sabres	16	2	2	4	8
Calgary Flames	5	1	1	2	2
Carolina Hurricanes	9	0	4	4	8
Chicago Blackhawks	16	2	5	7	4
Colorado Avalanche	10	0	3	3	4
Columbus Blue Jackets	14	2	3	5	10
Dallas Stars	7	2	1	3	9
Detroit Red Wings	15	0	3	3	24
Edmonton Oilers	6	1	0	1	16
Florida Panthers	9	1	5	6	2
Los Angeles Kings	9	1	4	5	6
Minnesota Wild	7	0	2	2	0
Montreal Canadiens	17	3	6	9	9
Nashville Predators	14	0	4	4	16
New Jersey Devils	12	5	1	6	8
New York Islanders	9	2	4	6	4
New York Rangers	11	1	3	4	12
Ottawa Senators	15	1	2	3	10
Philadelphia Flyers	12	3	4	7	16
Phoenix Coyotes	8	1	4	5	10
Pittsburgh Penguins	12	2	4	6	24
St. Louis Blues	3	0	2	2	2
San Jose Sharks	8	0	1	1	6
Tampa Bay Lightning	8	0	7	7	2
Toronto Maple Leafs	15	4	8	12	6
Vancouver Canucks	7	0	2	2	9
Washington Capitals	10	2	1	3	12

STATS

REGULAR SEASON

PLAYOFFS

Season	Team	League	GP	G	A	PTS	PIM	PP	SH	GW	+/-	GP	G	A	PTS	PIM
1999-2000	Sudbury Wolves	OHL	63	10	26	36	64	-	-	-	-	12	1	2	3	22
2000-01	Sudbury Wolves	OHL	25	7	11	18	37	-	-	-	-	-	-	-	-	-
	London Knights	OHL	24	8	8	16	38	-	-	-	-	5	0	4	4	6
2001-02	London Knights	OHL	65	27	42	69	141	-	-	-	-	12	4	9	13	26
2002-03	London Knights	OHL	55	20	27	47	83	-	-	-	-	14	6	6	12	10
2003-04	London Knights	OHL	60	24	41	65	85	-	-	-	-	15	7	10	17	17
2004-05	Worcester Ice Cats	AHL	79	13	30	43	65	-	-	-	-	-	-	-	-	-
2005-06	St. Louis Blues	NHL	67	8	16	24	83	5	1	1	-31	-	-	-	-	-
	Peoria Rivermen	AHL	12	2	4	6	31	-	-	-	-	-	-	-	-	-
2006-07	St. Louis Blues	NHL	55	5	17	22	44	4	0	1	-7	-	-	-	-	-
	Boston Bruins	NHL	20	1	2	3	27	0	0	0	-3	-	-	-	-	-
2007-08	Boston Bruins	NHL	81	13	23	36	70	9	0	1	+11	6	0	3	3	0
2008-09	Boston Bruins	NHL	79	13	37	50	34	6	1	2	+32	11	0	6	6	2
NHL Totals			302	40	95	135	258	24	2	5	+2	17	0	9	9	2
Boston Totals			180	27	62	89	131	15	1	3	+40	17	0	9	9	2





ANDY WOZNIEWSKI #44

Defense | 6'5" | 225 lbs. | Shoots Left
 Born: May 25, 1980 in Chicago, Illinois | Hometown: Buffalo Grove, Illinois



Photo: Eric Levin/Elevin Studios



Full Name:

Andrew Pera Wozniewski

Nickname:

Woz

Family:

Single

Fun Fact:

Graduated from the University of Wisconsin with a degree in Sociology.

Hobbies/Special Interests:

Tennis and going to the beach.

If he could play with any Bruin in history, he'd pick:

Bobby Orr.

Most memorable hockey moment:

Signing his first NHL contract with Toronto.

Biggest fear/phobia:

Heights.

If he could live anywhere in the world for a year, he'd pick:

Australia.

Hockey hero & why:

Chris Chelios - he's from Chicago, played for the Blackhawks and also went to the University of Wisconsin.

First job:

Subway sandwich shop.

One thing that would surprise his teammates:

He's never been bitten by a mosquito.

Five Favorites:

Subject in school..... Science

Vacation spot..... Costa Rica

Food..... Chicago pizza

Holiday..... Halloween

NHL city..... Dallas

Andy Wozniewski is in his seventh pro season, his first in a Boston uniform after signing with the team as a free agent on September 9, 2009. The 6'5" defenseman adds size and depth to the Boston blueline having spent the bulk of his pro career at the AHL level but with 77 games of NHL experience as well.

The native of Buffalo Grove, Illinois played four seasons of college hockey beginning at the University of Massachusetts-Lowell in 1999-2000. Following a season in the North American Hockey League in Texas, where he had career season-highs of 10 goals and 34 assists for 44 points in 54 games, he played his final three seasons at the University of Wisconsin with 10-28=38 totals and 205 penalty minutes in 116 career Badgers games.

Undrafted by an NHL team, he signed with Toronto as a free agent in May, 2004

at the conclusion of his college career. He spent his first four pro seasons in the Maple Leafs organization, splitting the time between Toronto and their AHL affiliates in St. John's and Toronto. His longest NHL stint came with Toronto in the 2007-08 season, as he opened the season with the Maple Leafs and played 48 games with career season-highs of two goals and seven assists for nine points with 54 PIM before his late-January assignment to the AHL.

He signed with St. Louis as a free agent in July, 2008 and spent most of last season with the Blues' AHL affiliate in Peoria where he had 1-16=17 totals in 56 games before a March 4 trade to Pittsburgh. He finished the season with the Penguins' AHL team in Wilkes-Barre/Scranton with 2-2=4 totals in 18 AHL Penguins games.





ANDY WOZNIEWSKI #44



CAREER:

2008-09: Began the season with the Blues' AHL affiliate in Peoria with 1-16=17 totals in 56 games ... Recalled once to St. Louis, playing one scoreless game Feb. 3 in Columbus ... Traded to Pittsburgh on Mar. 4 and finished the season in Wilkes-Barre/Scranton with 2-2=4 totals in 18 AHL Penguins games ... **2007-08:** Began the season in Toronto with 2-7=9 totals in 48 games before his late January assignment to Toronto/AHL ... Scored his first NHL goal Oct. 11 vs. NY Islanders ... Recorded his first career multiple-point game with two assists Oct. 3 vs. Ottawa ...

Had points in consecutive games Nov. 27-29 (1-1=2 totals) for the first time in his NHL career ... Added 7-10=17 totals in 33 AHL Marlies games and added 4-5=9 totals in 19 AHL playoff games ... **2006-07:** Began the season in Toronto playing three scoreless games before suffering a shoulder injury which required Oct. 10 surgery ... Had two more NHL stints, from Feb. 24-Mar. 17 (0-2=2 totals in 11 games) and Apr. 3 (one scoreless game) ... Had three assists in five AHL Marlies games ... **2005-06:** Played his first NHL game Oct. 5 vs. Ottawa before his assignment to the AHL Marlies ... Recalled on two other occasions, from Jan. 26-Feb. 11 (0-1=1 totals in nine games) and Feb. 28-Mar. 4 (three scoreless games) ... Recorded his first NHL point with an assist Feb. 4 vs. New Jersey ... Had 4-11=15 totals in 31 AHL games ... **2004-05:** Played his first full pro season with Toronto's AHL affiliate in St. John's with 1-4=5 totals in 28 games ... **2003-04:** Signed as a free agent with Toronto at the conclusion of his college season and joined St. John's/AHL ... Played the final three games of the regular season with one assist ... **College:** Played one season at UMass-Lowell in 1999-2000 before leaving for one year of junior hockey ... Played three seasons at the University of Wisconsin from 2001-04 with 10-28=38 totals and 205 penalty minutes in 115 career Badgers games ... Led the nation in penalty minutes in 2003-04 with 104 ... **Juniors:** Played the 2000-01 season in the NAHL with Texas with offensive career-highs of 10-34=44 totals in 54 games.

TRANSACTIONS:

Signed by Toronto as a free agent, May 27, 2004 ... Signed by St. Louis as a free agent, July 17, 2008 ... Traded to Pittsburgh by St. Louis for Danny Richmond, Mar. 4, 2009 ... Signed by Boston as a free agent, Sept. 9, 2009.

PRONUNCIATION:

AN-dee wahz-NOO-skee



NHL FIRSTS:

Game..... Oct. 5, 2005 vs. Ottawa
Goal..... Oct. 9, 2008 at Colorado
Assist & Point..... Feb. 4, 2006 vs. New Jersey

SINGLE-GAME HIGHS:

Goals..... 1 - 2x, last Nov. 29, 2007 at Atlanta
Assists..... 2 - Oct. 3, 2007 vs. Ottawa
Points..... 2 - Oct. 3, 2007 vs. Ottawa (0-2=2)

STREAKS:

Goals..... 1 - 2x, last Nov. 29, 2007 (1-0=1)
Assists..... 1 - 9x, last Jan. 10, 2008 (0-1=1)
Points..... 2 - Nov. 27-29, 2007 (1-1=2)

CAREER VS. NHL TEAMS

Vs.	GP	G	A	PTS	PIM
Anaheim Ducks	1	0	0	0	2
Atlanta Thrashers	3	1	0	1	2
Boston Bruins	4	0	0	0	0
Buffalo Sabres	7	0	0	0	2
Calgary Flames	-	-	-	-	-
Carolina Hurricanes	3	0	0	0	8
Chicago Blackhawks	1	0	0	0	2
Colorado Avalanche	-	-	-	-	-
Columbus Blue Jackets	1	0	0	0	0
Dallas Stars	1	0	1	1	0
Detroit Red Wings	-	-	-	-	-
Edmonton Oilers	-	-	-	-	-
Florida Panthers	3	0	0	0	6
Los Angeles Kings	1	0	1	1	2
Minnesota Wild	-	-	-	-	-
Montreal Canadiens	9	0	1	1	16
Nashville Predators	1	0	0	0	0
New Jersey Devils	4	0	2	2	2
New York Islanders	2	1	0	1	2
New York Rangers	6	0	1	1	4
Ottawa Senators	10	0	2	2	8
Philadelphia Flyers	2	0	1	1	0
Phoenix Coyotes	1	0	0	0	0
Pittsburgh Penguins	4	0	0	0	4
St. Louis Blues	-	-	-	-	-
San Jose Sharks	1	0	0	0	0
Tampa Bay Lightning	5	0	1	1	8
Toronto Maple Leafs	-	-	-	-	-
Vancouver Canucks	-	-	-	-	-
Washington Capitals	7	0	0	0	13

STATS

REGULAR SEASON

PLAYOFFS

Season	Team	League	GP	G	A	PTS	PIM	PP	SH	GW	+/-	GP	G	A	PTS	PIM
2003-04	Univ. of Wisconsin Badgers	WCHA	43	6	8	14	104	-	-	-	-	-	-	-	-	-
	St. John's Maple Leafs	AHL	3	0	1	1	0	-	-	-	-	-	-	-	-	-
2004-05	St. John's Maple Leafs	AHL	28	1	4	5	20	-	-	-	-	-	-	-	-	-
2005-06	Toronto Maple Leafs	NHL	13	0	1	1	13	0	0	0	-8	-	-	-	-	-
	Toronto Marlies	AHL	31	4	11	15	42	-	-	-	-	-	-	-	-	-
2006-07	Toronto Maple Leafs	NHL	15	0	2	2	14	0	0	0	-1	-	-	-	-	-
	Toronto Marlies	AHL	5	0	3	3	8	-	-	-	-	-	-	-	-	-
2007-08	Toronto Maple Leafs	NHL	48	2	7	9	54	0	0	0	+5	-	-	-	-	-
	Toronto Marlies	AHL	33	7	10	17	26	-	-	-	-	19	4	5	9	14
2008-09	St. Louis Blues	NHL	1	0	0	0	0	0	0	0	Evn	-	-	-	-	-
	Peoria Rivermen	AHL	56	1	16	17	56	-	-	-	-	-	-	-	-	-
	Wilkes-Barre Penguins	AHL	18	2	2	4	26	-	-	-	-	6	1	1	2	2
NHL Totals			77	2	10	12	81	0	0	0	-4	-	-	-	-	-





YURI ALEXANDROV

Defense | 6'1" | 180 lbs. | Shoots Left

Born: June 24, 1988 in Cherepovets, Russia | Acquired: 2006 Draft (2nd pick/37th overall)

Season	Team	League	GP	G	Regular Season							PP	SH	GW	+/-	Playoffs				
					A	PTS	PIM	GP	G	A	PTS					PIM				
2005-06	Cherepovets	Russia	37	1	0	1	18	-	-	-	-	2	0	0	0	2				
2006-07	Cherepovets	Russia	45	1	1	2	38	-	-	-	-	5	0	0	0	8				
2007-08	Cherepovets	Russia	45	5	4	9	32	-	-	-	-	8	0	0	0	8				
2008-09	Cherepovets	Russia-KHL	26	3	5	8	40	-	-	-	-	-	-	-	-					



RYAN BUTTON

Defense | 6'2" | 184 lbs. | Shoots Left

Born: March 26, 1991 in Edmonton, Alberta | Acquired: 2009 Draft (2nd pick/86th overall)

Season	Team	League	GP	G	Regular Season							PP	SH	GW	+/-	Playoffs				
					A	PTS	PIM	GP	G	A	PTS					PIM				
2007-08	Prince Albert Raiders	WHL	58	0	8	8	30	-	-	-	-	-	-	-	-	-	-			
2008-09	Prince Albert Raiders	WHL	70	5	32	37	43	-	-	-	-	-	-	-	-	-	-			



JORDAN CARON

Right Wing | 6'3" | 199 lbs. | Shoots Left

Born: November 2, 1990 in Sayabec, Quebec | Acquired: 2009 Draft (1st pick/25th overall)

Season	Team	League	GP	G	Regular Season							PP	SH	GW	+/-	GP	G	Playoffs		
					A	PTS	PIM	A	PTS	PIM	A							PTS	PIM	
2006-07	Rimouski Oceanic	QMJHL	59	18	22	40	41	-	-	-	-	-	-	-	-	-	-	-	-	
2007-08	Rimouski Oceanic	QMJHL	46	20	23	43	42	-	-	-	-	-	-	-	9	3	1	4	18	
2008-09	Rimouski Oceanic	QMJHL	56	36	31	67	66	-	-	-	-	-	-	-	13	6	5	11	16	



JOE COLBORNE

Center | 6'5" | 206 lbs. | Shoots Left

Born: January 30, 1990 in Calgary, Alberta | Acquired: 2008 Draft (1st pick/16th overall)

Season	Team	League	GP	G	Regular Season							PP	SH	GW	+/-	GP	G	Playoffs		
					A	PTS	PIM	A	PTS	PIM	A							PTS	PIM	
2006-07	Camrose Kodiaks	AJHL	53	20	28	48	44	-	-	-	-	-	16	5	1	6	10			
2007-08	Camrose Kodiaks	AJHL	55	33	57	90	48	-	-	-	-	-	18	8	8	16	26			
2008-09	Univ. of Denver Pioneers	WCHA	40	10	21	31	24	-	-	-	-	-	-	-	-	-	-			



ADAM COURCHAIINE

Goal | 6'2" | 188 lbs. | Catches Left

Born: February 20, 1989 in Calgary, Alberta | Acquired: Free Agent (Sept. 30, 2007)

Season	Team	League	GP	MINS	Regular Season					SV%	GP	MINS	Playoffs				
					W-L-O	GA	GAA	SO	W-L				GA	GAA	SO		
2006-07	Orleans Blues	CJHL	39	2285	19-11-5	119	3.12	1	-	-	6	372	2-2	16	2.58	0	
2007-08	Ottawa 67's	OHL	48	2813	17-25-4	152	3.24	2	-	-	4	158	0-4	12	4.56	0	
	Providence Bruins	AHL	3	144	2-0-0	4	1.67	0	.920	-	-	-	-	-	-	-	
2008-09	Ottawa 67's	OHL	30	1520	13-11-2	83	3.28	2	-	-	5	280	2-2	14	3.00	1	
	Providence Bruins	AHL	1	60	0-1-0	3	3.00	0	.906	-	-	-	-	-	-	-	





TOMMY CROSS

Defense | 6'3" | 209 lbs. | Shoots Left

Born: September 12, 1989 in Hartford, Connecticut | Acquired: 2007 Draft (2nd pick/35th overall)

Season	Team	League	GP	G	Regular Season							GP	G	Playoffs		
					A	PTS	PIM	PP	SH	GW	+/-			A	PTS	PIM
2004-05	Simsbury High School	USHS	23	5	40	45	18	-	-	-	-	-	-	-	-	-
2005-06	Simsbury High School	USHS	22	15	35	50	-	-	-	-	-	-	-	-	-	-
2006-07	Westminster Prep School	USHS	25	8	12	20	20	-	-	-	-	-	-	-	-	-
	USNTDP	NAHL	2	0	2	2	0	-	-	-	-	-	-	-	-	-
2007-08	Westminster School	USHS	25	9	12	21	-	-	-	-	-	-	-	-	-	-
	Ohio	USHL	9	0	4	4	8	-	-	-	-	-	-	-	-	-
2008-09	Boston College Eagles	HE	24	0	8	8	24	-	-	-	-	-	-	-	-	-



MARK GOGGIN

Center | 5'11" | 184 lbs. | Shoots Left

Born: July 29, 1990 in Chicago, Illinois | Acquired: 2008 Draft (6th pick/197th overall)

Season	Team	League	GP	G	Regular Season							GP	G	Playoffs		
					A	PTS	PIM	PP	SH	GW	+/-			A	PTS	PIM
2006-07	Choate Rosemary Hall	USHS	-	15	20	35	-	-	-	-	-	-	-	-	-	-
2007-08	Choate Rosemary Hall	USHS	21	15	21	36	10	-	-	-	-	-	-	-	-	-
	USNTDP	NAHL	5	1	1	2	2	-	-	-	-	-	-	-	-	-
2008-09	Choate Rosemary Hall	USHS	25	14	20	34	-	-	-	-	-	-	-	-	-	-
	Chicago Steel	USHL	17	5	4	9	10	-	-	-	-	-	-	-	-	-



ALAIN GOULET

Defense | 6'3" | 195 lbs. | Shoots Right

Born: September 22, 1988 in Kapuskasing, Ontario | Acquired: 2007 Draft (4th pick/159th overall)

Season	Team	League	GP	G	Regular Season							GP	G	Playoffs		
					A	PTS	PIM	PP	SH	GW	+/-			A	PTS	PIM
2005-06	Ottawa Jr. Senators	CJHL	41	6	14	20	22	-	-	-	-	-	-	-	-	-
2006-07	Aurora Tigers	OPJHL	43	10	32	42	34	-	-	-	-	25	5	16	21	32
2007-08	Univ. Nebraska-Omaha Mavs	CCHA	37	6	8	14	14	-	-	-	-	-	-	-	-	-
2008-09	Univ. Nebraska-Omaha Mavs	CCHA	17	2	3	5	21	-	-	-	-	-	-	-	-	-
	Gatineau Olympiques	QMJHL	32	16	19	35	10	-	-	-	-	10	0	10	10	18



ANTON HEDMAN

Center | 6'2" | 207 lbs. | Shoots Left

Born: May 15, 1986 in Stockholm, Sweden | Acquired: 2004 Draft (7th pick/255th overall)

Season	Team	League	GP	G	Regular Season							GP	G	Playoffs		
					A	PTS	PIM	PP	SH	GW	+/-			A	PTS	PIM
2005-06	Sudbury Wolves	OHL	60	18	16	34	126	-	-	-	-	8	1	3	4	19
2006-07	Owen Sound Attack	OHL	39	12	12	24	73	-	-	-	-	-	-	-	-	-
	Guelph Storm	OHL	28	5	7	12	38	-	-	-	-	4	0	1	1	8
2007-08	Almtuna	Sweden	9	0	2	2	47	-	-	-	-	-	-	-	-	-
	Hammarby	Sweden	11	1	2	3	12	-	-	-	-	-	-	-	-	-
	Vasteras	Sweden	9	0	1	1	39	-	-	-	-	-	-	-	-	-
2008-09	Vaxjo	Sweden	42	2	7	9	65	-	-	-	-	-	-	-	-	-





MICHAEL HUTCHINSON

Goal | 6'3" | 185 lbs. | Catches Right

Born: March 2, 1990 in Barrie, Ontario | Acquired: 2008 Draft (3rd pick/77th overall)

Season	Team	League	GP	MINS	Regular Season					SV%	GP	MINS	Playoffs			
					W-L-O	GA	GAA	SO	W-L				GA	GAA	SO	
2006-07	Barrie Colts	OHL	14	768	8-3-0	27	2.11	0	-	1	45	1-0	1	1.33	0	
2007-08	Barrie Colts	OHL	32	1826	12-15-4	92	3.02	1	-	8	500	4-4	22	2.64	1	
2008-09	Barrie Colts	OHL	38	2146	15-20-1	108	3.02	5	-	3	112	0-2	10	5.36	0	



LANE MACDERMID

Left Wing | 6'3" | 205 lbs. | Shoots Left

Born: August 25, 1989 in Hartford, Connecticut | Acquired: 2009 Draft (3rd pick/112th overall)

Season	Team	League	GP	G	Regular Season							PP	SH	GW	+/-	GP	Playoffs			
					A	PTS	PIM										A	PTS	PIM	
2006-07	Owen Sound Attack	OHL	57	2	5	7	115	-	-	-	-	-	-	4	1	0	1	2		
2007-08	Owen Sound Attack	OHL	66	13	11	24	190	-	-	-	-	-	-	-	-	-	-	-		
2008-09	Owen Sound Attack	OHL	26	8	6	14	85	-	-	-	-	-	-	-	-	-	-	-		
	Windsor Spitfires	OHL	38	7	14	21	112	-	-	-	-	-	-	20	4	5	9	38		



RADIM OSTRCIL

Defense | 5'11" | 194 lbs. | Shoots Left

Born: January 15, 1989 in Vsetin, Czech Republic | Acquired: 2007 Draft (5th pick/169th overall)

Season	Team	League	GP	G	Regular Season							GP	Playoffs				
					A	PTS	PIM	PP	SH	GW	+/-		G	A	PTS	PIM	
2004-05	Vsetin Jr.	Cze Rep	19	0	3	3	14	-	-	-	-	3	0	0	0	2	
2005-06	Vsetin Jr.	Cze Rep	41	6	8	14	50	-	-	-	-	5	1	1	2	6	
	Hr Kralove	Cze Rep 2	1	0	0	0	0	-	-	-	-	1	0	0	0	0	
	Vsetin	Cze Rep	3	0	0	0	6	-	-	-	-	-	-	-	-	-	
2006-07	Vsetin Jr.	Cze Rep	25	8	13	21	69	-	-	-	-	8	4	4	8	6	
	Vsetin	Cze Rep	37	1	1	2	20	-	-	-	-	-	-	-	-	-	
2007-08	Ottawa 67's	OHL	59	0	13	13	69	-	-	-	-	4	0	0	0	2	
2008-09	Not Available																



TYLER RANDELL

Right Wing | 6'1" | 198 lbs. | Shoots Right

Born: June 15, 1991 in Scarborough, Ontario | Acquired: 2009 Draft (4th pick/176th overall)

Season	Team	League	Regular Season										Playoffs				
			GP	G	A	PTS	PIM	PP	SH	GW	+/-	GP	G	A	PTS	PIM	
2007-08	Belleville Bulls	OHL	62	5	6	11	24	-	-	-	-	19	0	0	0	0	
2008-09	Belleville Bulls	OHL	36	10	5	15	60	-	-	-	-	-	-	-	-	-	
	Kitchener Rangers	OHL	37	14	8	22	39	-	-	-	-	-	-	-	-	-	





MAXIME SAUVE

Center | 6'1" | 183 lbs. | Shoots Left

Born: January 30, 1990 in Tours, France | Acquired: 2008 Draft (2nd pick/47th overall)

Season	Team	League	GP	G	Regular Season							PP	SH	GW	+/-	Playoffs				
					A	PTS	PIM	GP	G	A	PTS					PIM				
2006-07	Quebec Remparts	QMJHL	60	10	6	16	24	-	-	-	-	-	-	2	0	0	0	2		
2007-08	Quebec Remparts	QMJHL	38	12	20	32	22	-	-	-	-	-	-	-	-	-	-	-		
	Val d'Or Foreurs	QMJHL	23	14	19	33	8	-	-	-	-	-	-	4	2	3	5	2		
2008-09	Val d'Or Foreurs	QMJHL	64	27	49	76	43	-	-	-	-	-	-	-	-	-	-	-		



BEN SEXTON

Center | 5'11" | 192 lbs. | Shoots Right

Born: June 6, 1991 in Ottawa, Ontario | Acquired: 2009 Draft (5th pick/206th overall)

Season	Team	League	GP	G	Regular Season							PP	SH	GW	+/-	Playoffs				
					A	PTS	PIM	GP	G	A	PTS					PIM				
2007-08	Nepean Raiders	CJHL	48	15	15	30	71	-	-	-	-	-	-	6	1	5	6	4		
2008-09	Nepean Raiders	CJHL	38	14	21	35	54	-	-	-	-	-	-	11	3	9	12	22		



CARL SODERBERG

Center | 6'3" | 198 lbs. | Shoots Left

Born: October 12, 1985 in Malmo, Sweden | Acquired: Trade w/St. Louis (Toivonen, July 23, 2007)

Season	Team	League	GP	G	Regular Season							PP	SH	GW	+/-	Playoffs				
					A	PTS	PIM	GP	G	A	PTS					PIM				
2001-02	Malmo Jr.	Sweden	4	0	2	2	2	-	-	-	-	-	-	7	0	2	2	4		
2002-03	Malmo Jr.	Sweden	28	17	18	35	22	-	-	-	-	-	-	6	2	4	6	8		
2003-04	Malmo	Sweden	24	1	1	2	8	-	-	-	-	-	-	-	-	-	-	-		
2004-05	Morrum	Sweden2	14	5	6	11	8	-	-	-	-	-	-	-	-	-	-	-		
	Malmo Jr.	Sweden	12	13	6	19	43	-	-	-	-	-	3	2	1	3	12			
	Malmo	Sweden	38	0	5	5	8	-	-	-	-	-	-	-	-	-	-	-		
2005-06	Malmo	Sweden2	20	27	47	47	-	-	-	-	-	-	-	-	-	-	-	-		
2006-07	Malmo	Sweden	31	12	18	30	14	-	-	-	-	-	-	-	-	-	-	-		
2007-08	Malmo	Sweden2	42	22	36	58	18	-	-	-	-	-	-	-	-	-	-	-		
2008-09	Malmo	Sweden2	45	18	41	59	26	-	-	-	-	-	-	-	-	-	-	-		



NICK TREMBLAY

Center | 5'11" | 190 lbs. | Shoots Left

Born: April 5, 1988 in Ottawa, Ontario | Acquired: 2008 Draft (5th pick/173rd overall)

Season	Team	League	GP	G	Regular Season							PP	SH	GW	+/-	Playoffs				
					A	PTS	PIM	GP	G	A	PTS					PIM				
2005-06	Champlain College	QJHL	48	13	22	35	36	-	-	-	-	0	1	1	2	8				
2006-07	Champlain College	QJHL	53	26	26	52	58	-	-	-	-	7	1	2	3	2				
2007-08	Smiths Falls Bears	CJHL	57	51	59	110	12	-	-	-	-	9	5	8	13	10				
2008-09	Clarkson University	ECACHL	36	4	7	11	22	-	-	-	-	-	-	-	-	-				





PROVIDENCE BRUINS

American Hockey League affiliate
Dunkin' Donuts Center
1 La Salle Square
Providence, Rhode Island 02903
Phone: (401) 273-5000
www.providencebruins.com

Owner and Chairman	H. Larue Renfroe
Chief Executive Officer	Jeff Fear
President	Matt Poore
General Manager	Peter Chiarelli
Assistant General Manager	Jim Benning
Head Coach	Rob Murray
Assistant Coach	Bruce Cassidy
Athletic Trainer	Mark Grotzinger
Equipment Manager	Peter Henderson
Chief Operating Officer	Jeff Hagan
Senior Director, Operations	Paul Daniels
Vice President, Marketing & Public Relations	Kevin Boryczki
Director, Marketing & Public Relations	Adam Kaufman
Manager, Marketing & Public Relations	Andrew Morry
Vice President, Sales	Jeff Guarino
Senior Director, Sales	John Savoia
Directors, Sales	Pat Baker, Sean Marshall, Jeff Verklan
Vice President, Ticket Sales	Chris Drapala
Director, Ticket Sales	Brian Branco
Managers, Ticket Sales	Kevin Burns, Janet Chapdelaine
Associates, Ticket Sales	Charles Ricketts, Mike Roccio, Narin Sundara
Dunkin' Donuts Center Executive Director	Larry Lepore
Dunkin' Donuts Center Operations Director	Bob Lauro
Seating Capacity	11,075



**ROB
MURRAY**

Head Coach,
Providence Bruins



Rob Murray enters his second season as the Head Coach of Boston's American Hockey League affiliate in Providence, as he was named as the ninth coach in Providence history on August 21, 2008. In his first season at the P-Bruins helm, he led the team to a second-overall regular season standing in the AHL's Atlantic Division with a 43-29-2-6 record, and then to playoff series victories over Portland and Worcester before they bowed in the Conference Finals to eventual Calder Cup champion Hershey.

Murray came to his current position following five seasons as assistant coach for the AHL Bruins and since joining the organization in 2003, he has worked closely with Boston's coaching staff during training camps. This is his third straight year at the club's prospect development camp.

Murray joined the coaching ranks following a 16-year playing career at the NHL, AHL and IHL levels. He was drafted by the Washington Capitals in

the third round of the 1985 NHL Entry Draft and turned pro following a three-year career with the OHL's Peterborough Petes. He played 107 career NHL games with Washington, Winnipeg and Phoenix, but spent the bulk of his pro career at the AHL level. He played 1,018 career AHL games, ranking sixth all-time in American League history and he still ranks second overall in AHL history with 2,940 penalty minutes. He also served as captain for four different AHL clubs - Moncton, Springfield, Hamilton and Philadelphia.

He played the majority of his AHL career in Springfield and he remains the Falcons' career leader in games, assists and penalty minutes and ranks second in that team's annals in points and fourth all-time in goals. His number 23 was retired by the Falcons in 2007, as he joined Bruins Hall-of-Famer Eddie Shore as just the second player in that team's history to be so honored.

Murray and his wife Carolyn have four children, daughters Taylor and Quinn and sons Zachary and Brendan.





PROVIDENCE BRUINS 2009-2010 SCHEDULE

Home					Road				
Sun.	Oct.	4	Springfield Falcons	4:05	Sat.	Oct.	10	Portland Pirates	7:00
Fri.	Oct.	9	Hartford Wolf Pack	7:05	Sat.	Oct.	24	Manchester Monarchs	7:00
Sun.	Oct.	11	Hartford Wolf Pack	4:05	Fri.	Oct.	30	Manchester Monarchs	7:30
Fri.	Oct.	16	Lowell Devils	7:05	Sat.	Oct.	31	Hartford Wolf Pack	7:00
Sun.	Oct.	18	Portland Pirates	4:05					
Fri.	Oct.	23	Worcester Sharks	7:05	Sat.	Nov.	7	Lowell Devils	7:00
					Fri.	Nov.	13	Syracuse Crunch	7:30
Sun.	Nov.	1	Bridgeport Sound Tigers	4:05	Sat.	Nov.	14	Lowell Devils	7:00
Fri.	Nov.	6	Hartford Wolf Pack	7:05	Sun.	Nov.	15	Worcester Sharks	3:05
Sun.	Nov.	8	Hershey Bears	4:05	Wed.	Nov.	25	Hershey Bears	7:00
Fri.	Nov.	20	Springfield Falcons	7:05	Sat.	Nov.	28	Hartford Wolf Pack	7:00
Sat.	Nov.	21	Worcester Sharks	7:05					
Sun.	Nov.	22	Manchester Monarchs	4:05	Wed.	Dec.	2	Bridgeport Sound Tigers	7:00
Fri.	Nov.	27	Worcester Sharks	7:05	Fri.	Dec.	4	Portland Pirates	7:00
					Sat.	Dec.	5	Portland Pirates	7:00
Fri.	Dec.	11	Lowell Devils	7:05	Sat.	Dec.	12	Albany River Rats	7:00
Sun.	Dec.	13	Manchester Monarchs	4:05	Sat.	Dec.	19	Springfield Falcons	7:00
Fri.	Dec.	18	Bridgeport Sound Tigers	7:05	Sat.	Dec.	26	Lowell Devils	7:00
Sun.	Dec.	20	Lowell Devils	4:05	Sun.	Dec.	27	Manchester Monarchs	3:00
					Tue.	Dec.	29	Springfield Falcons	7:00
Fri.	Jan.	1	Bridgeport Sound Tigers	7:05					
Sun.	Jan.	3	Portland Pirates	4:05	Sat.	Jan.	2	Springfield Falcons	7:30
Fri.	Jan.	8	Adirondack Phantoms	7:05	Sat.	Jan.	9	Worcester Sharks	7:05
Sun.	Jan.	10	Hartford Wolf Pack	4:05	Fri.	Jan.	15	Bridgeport Sound Tigers	7:00
Sun.	Jan.	17	Albany River Rats	4:05	Sat.	Jan.	16	Hartford Wolf Pack	7:00
Fri.	Jan.	22	Lowell Devils	7:05	Sat.	Jan.	30	Springfield Falcons	7:30
Sun.	Jan.	24	Springfield Falcons	4:05					
Fri.	Jan.	29	Manchester Monarchs	7:05	Sat.	Feb.	6	Worcester Sharks	7:05
					Sat.	Feb.	13	Springfield Falcons	7:00
Fri.	Feb.	5	Portland Pirates	7:05	Sat.	Feb.	20	Manchester Monarchs	7:00
Sun.	Feb.	7	Worcester Sharks	2:05	Fri.	Feb.	26	Binghamton Senators	7:05
Wed.	Feb.	10	Springfield Falcons	7:05	Sat.	Feb.	27	Wilkes-Barre Scranton Penguins	7:05
Fri.	Feb.	12	Hartford Wolf Pack	7:05					
Sun.	Feb.	14	Syracuse Crunch	4:05	Tue.	Mar.	2	Abbotsford Heat	10:30
Fri.	Feb.	19	Abbotsford Heat	7:05	Wed.	Mar.	3	Abbotsford Heat	10:30
Sun.	Feb.	21	Abbotsford Heat	4:05	Sat.	Mar.	6	Bridgeport Sound Tigers	7:00
					Sat.	Mar.	13	Adirondack Phantoms	7:00
Fri.	Mar.	5	Manchester Monarchs	7:05	Wed.	Mar.	17	Hartford Wolf Pack	7:00
Sun.	Mar.	7	Lowell Devils	4:05	Fri.	Mar.	19	Lowell Devils	7:00
Fri.	Mar.	12	Wilkes-Barre/Scranton Penguins	7:05	Sat.	Mar.	20	Worcester Sharks	7:05
Sun.	Mar.	14	Binghamton Senators	4:05	Sun.	Mar.	21	Hartford Wolf Pack	3:00
Fri.	Mar.	26	Portland Pirates	7:05					
Sun.	Mar.	28	Manchester Monarchs	4:05	Sat.	Apr.	3	Manchester Monarchs	7:00
					Sun.	Apr.	4	Portland Pirates	4:00
Fri.	Apr.	2	Worcester Sharks	7:05	Sat.	Apr.	10	Worcester Sharks	7:05
Fri.	Apr.	9	Springfield Falcons	7:05	Sun.	Apr.	11	Lowell Devils	4:00

Note - All start times listed are Eastern.





READING ROYALS

East Coast Hockey League affiliate

Sovereign Center

645 Penn Street, Third Floor

Reading, Pennsylvania 19601

Phone: (610) 898-7825

www.royalshockey.com

General Manager and Governor	Gordon Kaye
Assistant General Manager	Stephanie Hackash
Director of Hockey Operations and Head Coach	Larry Courville
Broadcaster and Coordinator of Hockey Operations	Mark Thompson
Equipment Manager	Pat Noecker
Athletic Trainer	Briain Grogesky
Director of Sales	Mark Wallace
Marketing Coordinator	Josh Hankins
Human Resources and Accounting Coordinator	Heather Hefty
Merchandise and Promotions Manager	Gregg Lewis
Ticketing Manager	Courtis Tousant
Personal Ticket Consultants	Justin Kaufman, Taylor Steltz
Sovereign Center General Manager	Zane Collings

READING ROYALS 2009-2010 SCHEDULE

Oct.	15	Kalamazoo Wings	7:05	Jan.	15	Elmira Jackals	7:05
	17	Elmira Jackals	7:05		16	Elmira Jackals	7:05
	23	at Toledo Walleye	7:00		18	Trenton Devils	1:05
	24	at Kalamazoo Wings	7:30		22	at South Carolina Stingrays	7:05
	25	at Kalamazoo Wings	7:30		23	at South Carolina Stingrays	7:05
	29	Toledo Walleye	7:05		27	Gwinnett Gladiators	7:05
	31	Johnstown Chiefs	1:05		30	Charlotte Checkers	7:05
Nov.	1	Johnstown Chiefs	1:05		31	Gwinnett Gladiators	5:05
	7	South Carolina Stingrays	7:05	Feb.	5	at Trenton Devils	7:00
	8	South Carolina Stingrays	5:05		6	Elmira Jackals	7:05
	11	at Johnstown Chiefs	7:05		12	at Trenton Devils	7:00
	13	Trenton Devils	7:05		13	Trenton Devils	7:05
	14	at Trenton Devils	7:00		14	Wheeling Nailers	5:05
	18	at Florida Everblades	7:30		19	at Elmira Jackals	7:35
	20	at Florida Everblades	7:30		20	at Elmira Jackals	7:35
	21	at Florida Everblades	7:30		26	Wheeling Nailers	7:05
	25	at Johnstown Chiefs	7:05		27	at Trenton Devils	7:00
	27	Trenton Devils	7:05		28	Johnstown Chiefs	5:05
	28	at Johnstown Chiefs	7:05	Mar.	2	at Trenton Devils	7:00
	29	Johnstown Chiefs	5:05		4	Kalamazoo Wings	7:05
Dec.	4	at Trenton Devils	7:00		6	Johnstown Chiefs	7:05
	5	Trenton Devils	7:05		7	Kalamazoo Wings	5:05
	6	at Trenton Devils	4:00		12	at Johnstown Chiefs	7:05
	9	at Kalamazoo Wings	7:00		13	Toledo Walleye	7:05
	11	at Cincinnati Cyclones	7:30		14	Elmira Jackals	5:05
	12	at Cincinnati Cyclones	7:30		18	Charlotte Checkers	7:05
	16	at Johnstown Chiefs	7:05		19	at Elmira Jackals	7:35
	18	Elmira Jackals	7:05		20	Johnstown Chiefs	7:05
	19	at Elmira Jackals	7:35		24	at Gwinnett Gladiators	7:05
	26	at Elmira Jackals	7:35		26	at South Carolina Stingrays	7:05
	27	at Trenton Devils	5:00		27	at Charlotte Checkers	7:00
	29	Elmira Jackals	7:05		28	at Charlotte Checkers	2:00
	30	Wheeling Nailers	7:05		31	at Elmira Jackals	7:05
Jan.	2	at Elmira Jackals	7:35	Apr.	2	at Wheeling Nailers	7:35
	9	Cincinnati Cyclones	7:05		3	Trenton Devils	7:05
	10	Florida Everblades	5:05				
	13	Florida Everblades	7:05				

Note - all times listed are Eastern.



— 2008-2009 —

SEASON IN REVIEW



2008-09 REGULAR SEASON SCORING

No	Player	GP	G	A	PTS	PIM	PP	SH	GW	OT	Shots	%age	+/-
91	Marc Savard	82	25	63	88	70	9	-	5	-	213	11.7	+25
46	David Krejci	82	22	51	73	26	5	2	6	1	146	15.1	+37
28	Mark Recchi/Tampa Bay	62	13	32	45	20	2	-	1	-	97	13.4	-15
	/Boston	18	10	6	16	2	4	-	2	1	32	31.3	-3
	/Total	80	23	38	61	22	6	-	3	1	129	17.8	-18
81	Phil Kessel	70	36	24	60	16	8	-	6	-	232	15.5	+23
73	Michael Ryder	74	27	26	53	26	10	-	7	-	185	14.6	+28
33	Zdeno Chara	80	19	31	50	95	11	-	3	-	216	8.8	+23
6	Dennis Wideman	79	13	37	50	34	6	1	2	1	169	7.7	+32
26	Blake Wheeler	81	21	24	45	46	3	2	3	-	150	14.0	+36
12	Chuck Kobasew	68	21	21	42	56	6	-	3	-	129	16.3	+5
17	Milan Lucic	72	17	25	42	136	2	-	3	-	97	17.5	+17
37	Patrice Bergeron	64	8	31	39	16	1	1	1	-	155	5.2	+2
11	P.J. Axelsson	75	6	24	30	16	2	-	-	-	87	6.9	-1
48	Matt Hunwick	53	6	21	27	31	-	-	1	-	58	10.3	+15
23	Steve Montador/Anaheim	65	4	16	20	125	-	-	-	-	100	4.0	+14
	/Boston	13	-	1	1	18	-	-	-	-	17	0.0	+3
	/Total	78	4	17	21	143	-	-	-	-	117	3.4	+17
18	Stephane Yelle	77	7	11	18	32	1	-	2	-	72	9.7	+6
45	Mark Stuart	82	5	12	17	76	-	-	1	-	61	8.2	+20
21	Andrew Ference	47	1	15	16	40	1	-	-	-	72	1.4	+7
16	Marco Sturm	19	7	6	13	8	4	-	-	-	45	15.6	+9
34	Shane Hnidy	65	3	9	12	45	1	-	1	-	49	6.1	+6
22	Shawn Thornton	79	6	5	11	123	-	-	2	-	136	4.4	-2
44	Aaron Ward	65	3	7	10	44	-	1	-	-	53	5.7	+16
61	Byron Bitz	35	4	3	7	18	-	-	-	-	31	12.9	Evn
60	Vladimir Sobotka	25	1	4	5	10	-	-	-	-	19	5.3	-10
47	Martin St. Pierre	14	2	2	4	4	-	1	1	-	15	13.3	-1
29	Petteri Nokelainen	33	-	3	3	10	-	-	-	-	30	0.0	-1
43	Martins Karsums	6	-	1	1	-	-	-	-	-	6	0.0	-3
49	Matt Lashoff	16	-	1	1	10	-	-	-	-	6	0.0	+1
30	Tim Thomas	54	-	1	1	6	-	-	-	-	-	- Goal -	
55	Johnny Boychuk	1	-	-	-	-	-	-	-	-	-	0.0	Evn
40	Tuukka Rask	1	-	-	-	-	-	-	-	-	-	- Goal -	
68	Mikko Lehtonen	1	-	-	-	-	-	-	-	-	1	0.0	Evn
35	Manny Fernandez	28	-	-	-	2	-	-	-	-	-	- Goal -	
	Bench	82				12							
	Boston Totals	82	270	465	735	1028	74	8	49	3	2482	10.9	
	Opponent Totals	82	190	344	534	1052	54	7	23	3	2525	7.5	

No	Goaltender	GP	MINS	SOG	SVS	SV%	W-L-O	GA	GAA	SO	EN
40	Tuukka Rask	1	60	35	35	1.000	1-0-0	0	0.00	1	-
30	Tim Thomas	54	3259	1694	1580	.933	36-11-7	114	2.10	5	4
35	Manny Fernandez	28	1644	791	720	.910	16-8-3	71	2.59	1	1
	Boston Totals	82	4986	2525	2335	.925	53-19-10	190	2.29	7	5
	Opponent Totals	82	4986	2482	2212	.891	29-46-7	270	3.25	4	11



2009 PLAYOFF SCORING

No	Player	GP	G	A	PTS	PIM	PP	SH	GW	OT	Shots	%age	+/-
91	Marc Savard	11	6	7	13	4	2	-	2	-	17	25.7	+ 2
73	Michael Ryder	11	5	8	13	8	1	-	1	-	25	20.0	+ 4
81	Phil Kessel	11	6	5	11	4	-	-	-	-	38	15.8	+ 7
17	Milan Lucic	10	3	6	9	31	-	-	-	-	20	15.0	+12
46	David Krejci	11	2	6	8	2	-	-	1	-	26	7.7	+ 6
12	Chuck Kobasew	11	3	3	6	14	-	-	1	-	23	13.0	+ 3
28	Mark Recchi	11	3	3	6	2	1	-	1	-	19	15.8	Evn
6	Dennis Wideman	11	-	6	6	2	-	-	-	-	27	0.0	Evn
37	Patrice Bergeron	11	-	5	5	11	-	-	-	-	22	0.0	+ 3
33	Zdeno Chara	11	1	3	4	12	1	-	1	-	28	3.6	+ 1
23	Steve Montador	11	1	2	3	18	-	-	-	-	15	6.7	+ 5
61	Byron Bitz	5	1	1	2	2	-	-	-	-	9	11.1	+ 1
34	Shane Hnidy	7	1	-	1	-	-	-	-	-	6	16.7	- 1
22	Shawn Thornton	10	1	-	1	6	-	-	-	-	14	7.1	Evn
44	Aaron Ward	11	1	-	1	2	-	-	-	-	6	16.7	+ 4
11	P.J. Axelsson	11	-	1	1	2	-	-	-	-	9	0.0	- 6
30	Tim Thomas	11	-	1	1	-	-	-	-	-	- Goal -		
18	Stephane Yelle	11	-	1	1	2	-	-	-	-	13	0.0	- 4
45	Mark Stuart	11	-	1	1	7	-	-	-	-	7	0.0	+ 5
48	Matt Hunwick	1	-	-	-	-	-	-	-	-	2	0.0	Evn
21	Andrew Ference	3	-	-	-	4	-	-	-	-	3	0.0	+ 1
26	Blake Wheeler	8	-	-	-	-	-	-	-	-	4	0.0	Evn
Boston Totals		11	34	60	94	147	6	0	7	0	329	10.3	
Opponent Totals		11	22	38	60	197	3	1	4	2	324	6.8	

No	Goaltender	GP	MINS	SOG	SVS	SV%	W-L	GA	GAA	SO	EN
30	Tim Thomas	11	681	323	302	.935	7-4	21	1.85	1	1
Boston Totals		11	682	324	303	.935	7-4	22	1.94	1	1
Opponent Totals		11	682	329	295	.897	4-7	34	2.99	1	2



Marc Savard followed up his regular season team scoring title as the club's leading playoff scorer as well.

2008-09 GAME-BY-GAME RESULTS

Gm	Date	Opponent	Score	Home	Road	Overall	Notes
1	10-9-08	at Colorado	W 5-4		1-0-0	1-0-0	Blake Wheeler, 1st NHL goal in 1st NHL game (1st Bruin since Andy Hilbert on Dec. 20, 2001)
2	10-11-08	at Minnesota	L 3-4		1-1-0	1-1-0	Marc Savard, 2 goals
3	10-15-08	at Montreal**	O 3-4		1-1-1	1-1-1	Shootout Loss (Boston 0/3; Montreal 1/2); Marc Savard, 2 goals
4	10-18-08	at Ottawa	W 4-2		2-1-1	2-1-1	Phil Kessel, 2 goals/1 assist; Marc Savard, 3 assists
5	10-20-08	Pittsburgh**	O 1-2	0-0-1		2-1-2	Shootout Loss (Boston 1/5; Pittsburgh 2/5)
6	10-21-08	at Buffalo**	O 2-3		2-1-2	2-1-3	Shootout Loss (Boston 1/5; Buffalo 2/5)
7	10-23-08	Toronto	L 2-4	0-1-1		2-2-3	Boston, 2 goals in 0:31 of 1st period (15:32 & 16:03)
8	10-25-08	Atlanta	W 5-4	1-1-1		3-2-3	Milan Lucic, 3 goals/1 assist; Teams switched ends at the 9:58 mark of the 3rd period due to incorrect markings on the West End of the TD Banknorth Garden ice
9	10-27-08	at Edmonton*	W 1-0		3-1-2	4-2-3	Dennis Wideman, GWG at 3:18 of OT; Tim Thomas, 27 saves
10	10-28-08	at Vancouver	W 1-0		4-1-2	5-2-3	Tim Thomas, 31 saves; Michael Ryder scored game's only goal at 10:16 of 1st period; Second time in NHL history that a goaltender has registered consecutive 1-0 shutouts on the road; First Boston goaltender to record consecutive shutouts since Byron Dafoe on Apr. 3-5, 1999
11	10-30-08	at Calgary	L 2-3		4-2-2	5-3-3	Tim Thomas shutout streak snapped at 15:43
12	11-1-08	Dallas	W 5-1	2-1-1		6-3-3	Sturm, 2 goals; Combined 146 PIM in game (Boston 77; Dallas 69); Most PIM by Boston in a game since Feb. 28, 2002 (94).
13	11-6-08	Toronto	W 5-2	3-1-1		7-3-3	Blake Wheeler, 3 goals; 3 goals in 2:52 of 3rd period (Boston 17:15 & 19:07; Toronto 18:06)
14	11-8-08	Buffalo	W 3-1	4-1-1		8-3-3	Boston, 40 SOG
15	11-12-08	at Chicago**	W 2-1		5-2-2	9-3-3	Shootout Win (Boston 2/3; Chicago 1/3); Chi's Patrick Sharp, unsuccessful penalty shot at 2:44 of OT vs. Tim Thomas; First overtime penalty shot for or against in team history
16	11-13-08	Montreal	W 6-1	5-1-1		10-3-3	Stephane Yelle, 2 goals/1 assist; Marco Sturm, 2 goals; Snapped 0-10-0-2 streak vs. Montreal with first win since Mar. 3, 2007
17	11-15-08	at NY Rangers**	O 2-3		5-2-3	10-3-4	Shootout Loss (Boston 0/4; New York 1/4)
18	11-17-08	at Toronto	W 3-2		6-2-3	11-3-4	---
19	11-19-08	Buffalo	W 7-4	6-1-1		12-3-4	Marc Savard, 1 goal/3 assists; David Krejci, 1 goal/2 assists; Chuck Kobasew & Zdeno Chara, 2 goals each; Buffalo, 2 goals in 0:29 of 1st period (4:29 & 4:58); 3 goals in 1:09 of 1st period (Buffalo 4:29 & 4:58; Boston 5:38)
20	11-21-08	Florida	W 4-2	7-1-1		13-3-4	---
21	11-22-08	at Montreal**	W 3-2		7-2-3	14-3-4	Shootout Win (Boston 1/3; Montreal 0/3)
22	11-26-08	at Buffalo	L 2-3		7-3-3	14-4-4	Snapped ten-game point streak at 9-0-1
23	11-28-08	NY Islanders	W 7-2	8-1-1		15-4-4	Michael Ryder, 2 goals; Boston, 2 goals in 0:10 of 3rd period (6:48 & 6:58) fastest 2 goals since Feb. 14, 2003 in Florida (0:10); Boston, 5 goals in 3rd period for first time since Nov. 27, 1998
24	11-29-08	Detroit	W 4-1	9-1-1		16-4-4	23 pts in November (11-1-1) best monthly record since December, 1978 (24)
25	12-4-08	at Tampa Bay	W 3-1		8-3-3	17-4-4	---
26	12-6-08	at Florida	W 4-0		9-3-3	18-4-4	Manny Fernandez, 27 saves
27	12-8-08	Tampa Bay	W 5-3	10-1-1		19-4-4	P.J. Axelsson, unsuccessful penalty shot at 9:32 of 2nd period vs. Mike Smith; 2 goals in 0:08 of 3rd period (Tampa Bay 19:42; Boston 19:50)
28	12-10-08	at Washington	L 1-3		9-4-3	19-5-4	Wsh's Alexandre Giroux, unsuccessful penalty shot at 1:22 of 3rd period vs. Manny Fernandez
29	12-12-08	at Atlanta	W 7-3		10-4-3	20-5-4	Phil Kessel, 1 goal/2 assists; Matt Hunwick, 3 assists; Mark Stuart, 2 goals; Boston, 2 goals in 0:37 of 1st period (3:31 & 4:08); Earliest to 20 wins since 1973-74
30	12-13-08	Atlanta	W 4-2	11-1-1		21-5-4	David Krejci, 3 assists; Michael Ryder, 2 goals
31	12-18-08	Toronto	W 8-5	12-1-1		22-5-4	Marc Savard, 1 goal/3 assists; David Krejci, 3 goals; Phil Kessel, 2 goals/1 assist; Boston, 2 goals in 0:35 of 2nd period (1:28 & 2:03)
32	12-20-08	Carolina	W 4-2	13-1-1		23-5-4	---
33	12-21-08	at St. Louis	W 6-3		11-4-3	24-5-4	David Krejci, 3 assists; Blake Wheeler, 2 goals; First win in St. Louis since Oct. 17, 1995
34	12-23-08	at New Jersey	W 2-0		12-4-3	25-5-4	Tim Thomas, 25 saves; Phil Kessel's point streak snapped at 18 games, fifth longest in club history
35	12-27-08	at Carolina	W 4-2		13-4-3	26-5-4	Blake Wheeler, 2 goals



2008-09 GAME-BY-GAME RESULTS

(continued)

Gm	Date	Opponent	Score	Home	Road	Overall	Notes
36	12-28-08	at Atlanta	W 2-1		14-4-3	27-5-4	---
37	12-30-08	at Pittsburgh	W 5-2		15-4-3	28-5-4	Marc Savard & Dennis Wideman, 1 goal/2 assists each; 24 pts in December (12-1-0) best monthly record since December, 1978 (24)
38	1-1-09	Pittsburgh	W 4-2	14-1-1		29-5-4	Move into 1st place overall in NHL w/62 points
39	1-3-09	Buffalo	L 2-4	14-2-1		29-6-4	Ten-game win streak snapped (fourth longest in team history & longest since 1971); 14-game home win streak stopped (fifth longest in team history & longest since 1976)
40	1-6-09	Minnesota	L 0-1	14-3-1		29-7-4	First consecutive losses in regulation since Mar. 11-13, 2008; Min's Niklas Backstrom, 28 saves
41	1-8-09	Ottawa	W 6-4	15-3-1		30-7-4	Marc Savard, 1 goal/2 assists; 30 wins in 41 games fastest since 1929-30 (35 games)
42	1-10-09	Carolina	W 5-1	16-3-1		31-7-4	David Krejci, 1 goal/2 assists; Michael Ryder, 2 goals
43	1-13-09	Montreal	W 3-1	17-3-1		32-7-4	---
44	1-15-09	at NY Islanders	W 2-1		16-4-3	33-7-4	Thomas shutout bid ended by Bill Guerin goal at 19:06 of 3rd period
45	1-17-09	at Washington	L 1-2		16-5-3	33-8-4	Snapped 7-game road win streak (tied for 2nd longest in team history); 70 points best 45-game mark in team history
46	1-19-09	St. Louis**	O 4-5	17-3-2		33-8-5	Shootout Loss (Boston 0/2; St. Louis 2/2); Boston, 3 goals in 1:39 of 3rd period (15:16, 15:35 & 16:55); 5 goals in 4:43 of 3rd period (Boston 15:16, 15:35 & 16:55; St. Louis 18:40 & 19:59); First last-second regulation goal against Boston since Nov. 13, 1999
47	1-21-09	at Toronto	W 4-3		17-5-3	34-8-5	Shootout Win (Boston 3/4; Toronto 2/4); First win of season when trailing after two periods
48	1-27-09	Washington*	W 3-2	18-3-2		35-8-5	David Krejci, GWG at 1:55 of OT
49	1-29-09	New Jersey*	O 3-4	18-3-3		35-8-6	NJ's Jamie Langenbrunner, GWG at 1:11 of OT
50	1-31-09	NY Rangers	W 1-0	19-3-3		36-8-6	Tuukka Rask, 35 saves for first NHL shutout, Marc Savard scored game's only goal at 19:37 of 2nd period
51	2-1-09	at Montreal	W 3-1		18-5-3	37-8-6	Dennis Wideman, goal at 19:59 of 1st period
52	2-4-09	at Philadelphia	W 3-1		19-5-3	38-8-6	Boston, 2 goals in 0:35 of 3rd period (5:48 & 6:23)
53	2-5-09	at Ottawa**	W 4-3		20-5-3	39-8-6	Shootout Win (Boston 1/5; Ottawa 0/5)
54	2-7-09	Philadelphia*	O 3-4	19-3-4		39-8-7	Phi's Randy Jones, GWG @ 3:00 of OT; Boston, 2 goals in 0:08 of 1st period (18:59 & 19:07), fastest 2 goals since Dec. 20, 1981 vs. Los Angeles (0:08)
55	2-10-09	San Jose	L 2-5	19-4-4		39-9-7	Milan Lucic, 2 goals; First loss of season by 3+ goals; First loss of season when leading after two periods
56	2-13-09	at New Jersey	L 0-1		20-6-3	39-10-7	NJ's Scott Clemmensen, 31 saves
57	2-14-09	at Nashville**	O 2-3		20-6-4	39-10-8	Shootout Loss (Boston 1/4; Nashville 2/4)
58	2-17-09	at Carolina	W 5-1		21-6-4	40-10-8	Earliest to 40 wins since 1973-74 (55 games)
59	2-21-09	at Florida	L 0-2		21-7-4	40-11-8	Fla's Tomas Vokoun, 41 saves
60	2-22-09	at Tampa Bay	L 3-4		21-8-4	40-12-8	Tampa Bay, 2 goals in 0:15 of 1st period (4:44 & 4:59)
61	2-24-09	Florida	W 6-1	20-4-4		41-12-8	Byron Bitz, 2 goals
62	2-26-09	Anaheim	W 6-0	21-4-4		42-12-8	Michael Ryder, 2 goals/1 assist; Chuck Kobasew, 2 goals; Tim Thomas, 35 saves
63	2-28-09	Washington*	O 3-4	21-4-5		42-12-9	Wsh's Alexander Semin, GWG at 0:22 of OT; Marc Savard, 3 assists; 2 goals in 0:18 of 2nd period (Washington 8:48; Boston 9:06)
64	3-3-09	Philadelphia	L 2-4	21-5-5		42-13-9	---
65	3-5-09	Phoenix	L 1-2	21-6-5		42-14-9	---
66	3-7-09	Chicago	W 5-3	22-6-5		43-14-9	Mark Recchi, 2 goals; 2 goals in 0:30 (Chicago 15:11, Boston 15:41) & 3 goals in 1:05 (Chicago 15:11, Boston 15:41 & 16:16) of 2nd period
67	3-8-09	at NY Rangers	L 3-4		21-9-4	43-15-9	Boston, 21 SOG in 3rd period
68	3-10-09	at Columbus	L 0-2		21-10-4	43-16-9	Cmb's Steve Mason, 35 saves for 1st Columbus shutout vs. Boston in lifetime series
69	3-12-09	Ottawa	W 5-3	23-6-5		44-16-9	Phil Kessel, 2 goals
70	3-14-09	NY Islanders	W 2-1	24-6-5		45-16-9	Phil Kessel, 30th goal of season; Tim Thomas, 30th win of season
71	3-15-09	at Pittsburgh	L 4-6		21-11-4	45-17-9	2 goals in 0:16 of 1st period (Pittsburgh 0:50, Boston 1:06); Pittsburgh, 2 goals in 0:18 of 3rd period (0:43 & 1:01)
72	3-19-09	Los Angeles*	O 2-3	24-6-6		45-17-10	LA's Dustin Brown, GWG at 4:25 of OT
73	3-22-09	New Jersey	W 4-1	25-6-6		46-17-10	Clinched Northeast Division
74	3-28-09	at Toronto	W 7-5		22-11-4	47-17-10	Dennis Wideman & Matt Hunwick, 3 assists each; Mark Recchi, 2 goals
75	3-29-09	at Philadelphia	W 4-3		23-11-4	48-17-10	David Krejci, 3 assists; Milan Lucic, 2 goals



2008-09 GAME-BY-GAME RESULTS

(continued)


Gm	Date	Opponent	Score	Home	Road	Overall	Notes
76	3-31-09	Tampa Bay	W 3-1	26-6-6		49-17-10	---
77	4-2-09	Ottawa	W 2-1	27-6-6		50-17-10	Eighth lifetime season with 50 wins & first since 1992-93
78	4-4-09	NY Rangers	W 1-0	28-6-6		51-17-10	Tim Thomas, 31 saves; Clinched best record & top seed in Eastern Conference
79	4-7-09	at Ottawa	L 2-3		23-12-4	51-18-10	---
80	4-9-09	Montreal*	W 5-4	29-6-6		52-18-10	Mark Recchi, 2 goals/2 assists including GWG at 2:42 of OT; Patrice Bergeron, 1 goal/2 assists; 29 home wins tied for second-most in team history
81	4-11-09	at Buffalo	L 1-6		23-13-4	52-19-10	Largest margin of defeat this season
82	4-12-09	at NY Islanders	W 6-2		24-13-4	53-19-10	Phil Kessel, 3 goals/1 assist; Marc Savard, 1 goal/2 assists; Tim Thomas & Manny Fernandez win Jennings Trophy for fewest goals allowed; 116 pts & 53 wins third highest totals in team history; 24 road wins tied for second-most in team history

* -- Game settled in 5-minute overtime

** -- Game decided in shootout

2009 GAME-BY-GAME PLAYOFF RESULTS

Gm	Date	Opponent	Score	Home	Road	Overall	Notes
CQF1	4-16-09	Montreal	W 4-2	1-0		1-0	Phil Kessel, 2 goals/1 assist
CQF2	4-18-09	Montreal	W 5-1	2-0		2-0	Marc Savard, 2 goals/2 assists; Milan Lucic, match penalty
CQF3	4-20-09	at Montreal	W 4-2		1-0	3-0	First 3-0 series lead since 1992 Division Final series; Milan Lucic missed game with NHL suspension
CQF4	4-22-09	at Montreal	W 4-1		2-0	4-0	Michael Ryder, 2 goals/1 assist; First series win since 1999 Conference Quarter-Final series; First series sweep since 1992 Division Final
CSF1	5-1-09	Carolina	W 4-1	3-0		5-0	Marc Savard, 2 goals; Fifth straight win longest playoff win streak since May 1-9, 1992
CSF2	5-3-09	Carolina	L 0-3	3-1		5-1	Car's Cam Ward, 36 saves
CSF3	5-6-09	at Carolina*	L 2-3		2-1	5-2	Car's Jussi Jokinen, GWG at 2:48 of OT
CSF4	5-8-09	at Carolina	L 1-4		2-2	5-3	---
CSF5	5-10-09	Carolina	W 4-0	4-1		6-3	Tim Thomas, 19 saves for first NHL playoff shutout; Phil Kessel, 2 goals
CSF6	5-12-09	at Carolina	W 4-2		3-2	7-3	Force game seven of series for just second time in team history when trailing 1-3 in a series
CSF7	5-14-09	Carolina*	L 2-3	4-2		7-4	Car's Scott Walker, GWG at 18:46 of OT





BOSTON BRUINS vs. ANAHEIM DUCKS



2008-09 Season Series

At Boston

Feb. 26 Ana 0 at Bos 6 (GW: Hunwick)

At Anaheim

Bruins	GP	G	A	PTS	PIM	PP	SH	Ducks	GP	G	A	PTS	PIM	PP	SH
Michael Ryder	1	2	1	3	-	1	-	Sheldon Brookbank	1	-	-	-	12	-	-
Chuck Kobasew	1	2	-	2	-	1	-	Mike Brown	1	-	-	-	17	-	-
Matt Hunwick	1	1	1	2	-	-	-	Ryan Carter	1	-	-	-	-	-	-
Andrew Ference	1	-	2	2	-	-	-	Andrew Ebbett	1	-	-	-	-	-	-
Blake Wheeler	1	-	2	2	2	-	-	Ryan Getzlaf	1	-	-	-	-	-	-
Byron Bitz	1	1	-	1	-	-	-	Bret Hedican	1	-	-	-	-	-	-
Zdeno Chara	1	-	1	1	-	-	-	Todd Marchant	1	-	-	-	-	-	-
David Krejci	1	-	1	1	2	-	-	Brendan Mikkelsen	1	-	-	-	-	-	-
Dennis Wideman	1	-	1	1	-	-	-	Steve Montador	1	-	-	-	2	-	-
P.J. Axelsson	1	-	-	-	-	-	-	Brendan Morrison	1	-	-	-	-	-	-
Patrice Bergeron	1	-	-	-	-	-	-	Rob Niedermayer	1	-	-	-	-	-	-
Shane Hnidy	1	-	-	-	-	-	-	Scott Niedermayer	1	-	-	-	2	-	-
Phil Kessel	1	-	-	-	-	-	-	George Parros	1	-	-	-	7	-	-
Milan Lucic	1	-	-	-	5	-	-	Corey Perry	1	-	-	-	-	-	-
Marc Savard	1	-	-	-	2	-	-	Chris Pronger	1	-	-	-	-	-	-
Mark Stuart	1	-	-	-	2	-	-	Bobby Ryan	1	-	-	-	-	-	-
Shawn Thornton	1	-	-	-	5	-	-	Teemu Selanne	1	-	-	-	-	-	-
Stephane Yelle	1	-	-	-	-	-	-	Ryan Whitney	1	-	-	-	-	-	-

Bruins	GP	MINS	W-L-O	GA	GAA	SV%
Tim Thomas	1	60	1-0-0	0	0.00	1.000

Ducks	GP	MINS	W-L-O	GA	GAA	SV%
Jonas Hiller	1	36	0-0-0	3	5.00	.842
Jean-Sebastien Giguere	1	24	0-1-0	3	7.50	.625

Bruins	1	2	3	OT	Total
Goals	1	4	1	-	6
Shots	5	13	9	-	27

Ducks	1	2	3	OT	Total
Goals	0	0	0	-	0
Shots	10	12	13	-	35

Power Play: 50.0% (2/4)
Penalty Killing: 100.0% (0/3)

Power Play: 0.0% (0/3)
Penalty Killing: 50.0% (2/4)





BOSTON BRUINS vs. ATLANTA THRASHERS

2008-09 Season Series



At Boston

Oct. 25	Atl	4	at	Bos	5	(GW: Lucic)
Dec. 13	Atl	2	at	Bos	4	(GW: Wideman)

At Atlanta

Dec. 12	Bos	7	at	Atl	3	(GW: Ryder)
Dec. 28	Bos	2	at	Atl	1	(GW: Ryder)

Bruins	GP	G	A	PTS	PIM	PP	SH	Thrashers	GP	G	A	PTS	PIM	PP	SH
David Krejci	4	1	6	7	-	1	-	Ilya Kovalchuk	4	2	3	5	4	1	-
Milan Lucic	4	4	2	6	5	1	-	Vyacheslav Kozlov	4	2	1	3	4	1	-
Michael Ryder	4	4	2	6	2	1	-	Todd White	4	1	2	3	2	1	-
Phil Kessel	4	3	3	6	-	2	-	Mathieu Schneider	2	1	1	2	2	1	-
Dennis Wideman	4	1	4	5	-	1	-	Nathan Ostryck	3	1	1	2	-	-	-
Marc Savard	4	-	5	5	-	-	-	Marty Reasoner	4	1	1	2	6	-	-
Matt Hunwick	3	-	4	4	-	-	-	Colby Armstrong	4	-	2	2	4	-	-
Mark Stuart	4	2	1	3	2	-	-	Ron Hainsey	4	-	2	2	-	-	-
Blake Wheeler	4	-	3	3	4	-	-	Jason Williams	3	1	-	1	-	1	-
Stephane Yelle	4	2	-	2	-	-	-	Bryan Little	4	1	-	1	2	-	-
Zdeno Chara	4	1	-	1	26	-	-	Erik Christensen	2	-	1	1	-	-	-
Andrew Ference	1	-	1	1	2	-	-	Boris Valabik	3	-	1	1	16	-	-
Patrice Bergeron	2	-	1	1	2	-	-	Tobias Enstrom	4	-	1	1	2	-	-
Petteri Nokelainen	2	-	1	1	-	-	-	Zach Bogosian	1	-	-	-	-	-	-
Shawn Thornton	4	-	1	1	14	-	-	Brett Sterling	1	-	-	-	-	-	-
Martins Karsums	1	-	-	-	-	-	-	Colin Stuart	1	-	-	-	-	-	-
Matt Lashoff	1	-	-	-	-	-	-	Eric Boulton	3	-	-	-	10	-	-
Martin St. Pierre	1	-	-	-	2	-	-	Joseph Crabb	3	-	-	-	15	-	-
Marco Sturm	1	-	-	-	-	-	-	Garnet Exelby	3	-	-	-	-	-	-
Vladimir Sobotka	2	-	-	-	2	-	-	Eric Perrin	3	-	-	-	-	-	-
Chuck Kobasew	3	-	-	-	10	-	-	Niclas Havelid	4	-	-	-	6	-	-
Aaron Ward	3	-	-	-	-	-	-	Jim Slater	4	-	-	-	-	-	-
P.J. Axelsson	4	-	-	-	-	-	-	Chris Thorburn	4	-	-	-	7	-	-
Shane Hnidy	4	-	-	-	2	-	-								

Bruins	GP	MINS	W-L-O	GA	GAA	SV%	Thrashers	GP	MINS	W-L-O	GA	GAA	SV%
Manny Fernandez	3	179	3-0-0	7	2.34	.920	Kari Lehtonen	1	59	0-1-0	2	2.03	.929
Tim Thomas	1	60	1-0-0	3	3.00	.909	Johan Hedberg	3	160	0-3-0	13	4.88	.841
							Ondrej Pavelec	1	17	0-0-0	3	10.31	.400

Bruins	1	2	3	OT	Total	Thrashers	1	2	3	OT	Total
Goals	6	5	7	-	18	Goals	5	1	4	-	10
Shots	43	46	26	-	115	Shots	43	35	42	-	120

Power Play:	33.3%	(6/18)
Penalty Killing:	66.7%	(5/15)

Power Play:	33.3%	(5/15)
Penalty Killing:	66.7%	(6/18)





BOSTON BRUINS vs. BUFFALO SABRES

2008-09 Season Series



At Boston

Nov. 8	Buf	1	at	Bos	3	(GW: Kobasew)
Nov. 19	Buf	4	at	Bos	7	(GW: Kobasew)
Jan. 3	Buf	4	at	Bos	2	(GW: Ellis)

At Buffalo

Oct. 21	Bos	2	at	Buf	3	(SO: Vanek)
Nov. 26	Bos	2	at	Buf	3	(GW: Hecht)
Apr. 11	Bos	1	at	Buf	6	(GW: Butler)

Bruins	GP	G	A	PTS	PIM	PP	SH
Marc Savard	6	2	5	7	4	-	-
Phil Kessel	5	4	2	6	-	2	-
Chuck Kobasew	5	3	2	5	2	-	-
Matt Hunwick	5	1	3	4	4	-	-
David Krejci	6	1	3	4	-	-	-
Milan Lucic	6	-	4	4	4	-	-
Patrice Bergeron	4	-	3	3	-	-	-
Zdeno Chara	5	2	-	2	-	2	-
Dennis Wideman	6	2	-	2	-	-	-
Shawn Thornton	6	1	1	2	7	-	-
Shane Hnidy	5	-	2	2	-	-	-
Mark Recchi	1	1	-	1	-	1	-
Martin St. Pierre	1	-	1	1	-	-	-
Michael Ryder	6	-	1	1	2	-	-
Blake Wheeler	6	-	1	1	-	-	-
Stephane Yelle	6	-	1	1	6	-	-
Byron Bitz	1	-	-	-	-	-	-
Mikko Lehtonen	1	-	-	-	-	-	-
Steve Montador	1	-	-	-	2	-	-
Andrew Ference	2	-	-	-	-	-	-
Marco Sturm	2	-	-	-	2	-	-
Petteri Nokelainen	3	-	-	-	-	-	-
Vladimir Sobotka	3	-	-	-	-	-	-
P.J. Axelsson	4	-	-	-	-	-	-
Mark Stuart	6	-	-	-	12	-	-
Aaron Ward	6	-	-	-	2	-	-

Sabres	GP	G	A	PTS	PIM	PP	SH
Thomas Vanek	6	5	3	8	6	3	-
Jason Pominville	6	1	7	8	2	-	-
Derek Roy	6	3	3	6	2	-	-
Matt Ellis	3	3	2	5	-	-	-
Craig Rivet	5	-	4	4	2	-	-
Tim Connolly	2	2	1	3	-	-	-
Andrej Sekera	6	-	3	3	-	-	-
Daniel Paille	4	1	1	2	-	-	-
Jochen Hecht	5	1	1	2	-	-	1
Drew Stafford	6	1	1	2	2	-	-
Jaroslav Spacek	6	-	2	2	2	-	-
Chris Butler	2	1	-	1	-	-	-
Paul Gaustad	5	1	-	1	6	-	-
Clarke MacArthur	5	1	-	1	4	1	-
Ales Kotalik	3	-	1	1	-	-	-
Maxim Afinogenov	5	-	1	1	2	-	-
Toni Lydman	5	-	1	1	2	-	-
Adam Mair	6	-	1	1	8	-	-
Teppo Numminen	6	-	1	1	4	-	-
Henrik Tallinder	6	-	1	1	-	-	-
Mark Mancari	1	-	-	-	-	-	-
Dominic Moore	1	-	-	-	4	-	-
Nathan Paetsch	1	-	-	-	-	-	-
Andrew Peters	3	-	-	-	11	-	-
Patrick Kaleta	4	-	-	-	4	-	-

Bruins	GP	MINS	W-L-O	GA	GAA	SV%
Manny Fernandez	4	244	2-1-1	13	3.20	.897
Tim Thomas	2	118	0-2-0	7	3.56	.854

Sabres	GP	MINS	W-L-O	GA	GAA	SV%
Patrick Lalime	1	19	0-0-0	0	0.00	1.00
Mikael Tellqvist	1	60	1-0-0	1	1.00	.971
Ryan Miller	5	286	3-2-0	16	3.36	.895

Bruins	1	2	3	OT	Total
Goals	6	8	3	0	17
Shots	64	72	53	1	190

Sabres	1	2	3	OT	Total
Goals	13	5	2	0	20
Shots	73	60	38	3	174

Power Play:	19.2%	(5/26)
Penalty Killing:	76.5%	(4/17)

Power Play:	23.5%	(4/17)
Penalty Killing:	80.8%	(5/26)





BOSTON BRUINS vs. CALGARY FLAMES

2008-09 Season Series



At Boston

At Calgary

Oct. 30: Bos 2 at Cgy 3 (GW: Boyd)

Bruins	GP	G	A	PTS	PIM	PP	SH	Flames	GP	G	A	PTS	PIM	PP	SH
Patrice Bergeron	1	1	-	1	-	-	-	Mike Cammalleri	1	1	1	2	-	1	-
Blake Wheeler	1	1	-	1	-	-	-	Dion Phaneuf	1	1	1	2	2	1	-
Milan Lucic	1	-	1	1	2	-	-	Jarome Iginla	1	-	2	2	-	-	-
Marc Savard	1	-	1	1	4	-	-	Dustin Boyd	1	1	-	1	-	-	-
P.J. Axelsson	1	-	-	-	-	-	-	Adrian Aucoin	1	-	1	1	-	-	-
Zdeno Chara	1	-	-	-	2	-	-	Daymond Langkow	1	-	1	1	-	-	-
Andrew Ference	1	-	-	-	2	-	-	Todd Bertuzzi	1	-	-	-	-	-	-
Shane Hnidy	1	-	-	-	-	-	-	Rene Bourque	1	-	-	-	-	-	-
Phil Kessel	1	-	-	-	-	-	-	Craig Conroy	1	-	-	-	2	-	-
David Krejci	1	-	-	-	-	-	-	Mark Giordano	1	-	-	-	-	-	-
Petteri Nokelainen	1	-	-	-	-	-	-	Curtis Glencross	1	-	-	-	-	-	-
Michael Ryder	1	-	-	-	-	-	-	David Moss	1	-	-	-	-	-	-
Mark Stuart	1	-	-	-	-	-	-	Eric Nystrom	1	-	-	-	-	-	-
Marco Sturm	1	-	-	-	-	-	-	Wayne Primeau	1	-	-	-	-	-	-
Shawn Thornton	1	-	-	-	-	-	-	Brandon Prust	1	-	-	-	-	-	-
Aaron Ward	1	-	-	-	-	-	-	Robyn Regehr	1	-	-	-	-	-	-
Dennis Wideman	1	-	-	-	-	-	-	Cory Sarich	1	-	-	-	2	-	-
Stephane Yelle	1	-	-	-	-	-	-	James Vandermeer	1	-	-	-	-	-	-

Bruins	GP	MINS	W-L-O	GA	GAA	SV%
Tim Thomas	1	59	0-1-0	3	3.06	.921

Flames	GP	MINS	W-L-O	GA	GAA	SV%
Miikka Kiprusoff	1	60	1-0-0	2	2.00	.935

Bruins	1	2	3	OT	Total
Goals	1	0	1	-	2
Shots	8	9	14	-	31

Flames	1	2	3	OT	Total
Goals	0	2	1	-	3
Shots	10	20	8	-	38

Power Play:	0.0%	(0/2)
Penalty Killing:	50.0%	(2/4)

Power Play:	50.0%	(2/4)
Penalty Killing:	100.0%	(0/2)





BOSTON BRUINS vs. CAROLINA HURRICANES

2008-09 Season Series



At Boston

Dec. 20 Car 2 at Bos 4 (GW: Thornton)
Jan. 10 Car 1 at Bos 5 (GW: Yelle)

At Carolina

Dec. 27 Bos 4 at Car 2 (GW: Ryder)
Feb. 17 Bos 5 at Car 1 (GW: Hnidy)

Bruins	GP	G	A	PTS	PIM	PP	SH	Hurricanes	GP	G	A	PTS	PIM	PP	SH
David Krejci	4	3	4	7	-	1	1	Ray Whitney	4	1	2	3	-	-	-
Blake Wheeler	4	3	2	5	-	1	-	Matt Cullen	4	2	-	2	-	-	-
Michael Ryder	3	3	-	3	-	-	-	Rod Brind'Amour	4	-	2	2	2	-	-
Stephane Yelle	4	2	1	3	2	-	-	Frantisek Kaberle	4	-	2	2	6	-	-
Marc Savard	4	1	2	3	2	-	-	Justin Williams	3	1	-	1	5	-	-
Dennis Wideman	4	-	3	3	2	-	-	Anton Babchuk	4	1	-	1	-	-	-
Chuck Kobasew	4	2	-	2	2	1	-	Joni Pitkanen	4	1	-	1	-	1	-
Patrice Bergeron	2	1	1	2	-	-	1	Scott Walker	3	-	1	1	6	-	-
Shane Hnidy	3	1	1	2	-	-	-	Ryan Bayda	4	-	1	1	-	-	-
Mark Stuart	4	1	1	2	6	-	-	Joseph Corvo	4	-	1	1	2	-	-
Milan Lucic	3	-	2	2	2	-	-	Chad Larose	4	-	1	1	2	-	-
P.J. Axelsson	4	-	2	2	4	-	-	Dennis Seidenberg	4	-	1	1	-	-	-
Zdeno Chara	4	-	2	2	4	-	-	Brandon Sutter	4	-	1	1	-	-	-
Shawn Thornton	4	1	-	1	4	-	-	Jussi Jokinen	1	-	-	-	-	-	-
Andrew Ference	1	-	1	1	-	-	-	Michael Ryan	1	-	-	-	-	-	-
Martins Karsums	1	-	1	1	-	-	-	Tim Gleason	2	-	-	-	-	-	-
Byron Bitz	2	-	1	1	-	-	-	Niclas Wallin	2	-	-	-	2	-	-
Matt Hunwick	3	-	1	1	5	-	-	Patrick Eaves	4	-	-	-	2	-	-
Matt Lashoff	3	-	1	1	2	-	-	Tuomo Ruutu	4	-	-	-	2	-	-
Vladimir Sobotka	3	-	1	1	2	-	-	Sergei Samsonov	4	-	-	-	2	-	-
Phil Kessel	4	-	1	1	-	-	-	Eric Staal	4	-	-	-	2	-	-
Petteri Nokelainen	1	-	-	-	-	-	-								
Martin St. Pierre	1	-	-	-	-	-	-								
Aaron Ward	2	-	-	-	-	-	-								

Bruins	GP	MINS	W-L-O	GA	GAA	SV%
Tim Thomas	3	180	3-0-0	4	1.33	.957
Manny Fernandez	1	60	1-0-0	2	2.00	.941

Hurricanes	GP	MINS	W-L-O	GA	GAA	SV%
Michael Leighton	1	36	0-0-0	2	3.33	.900
Cam Ward	4	200	0-4-0	13	3.90	.871

Bruins	1	2	3	OT	Total
Goals	3	7	8	-	18
Shots	33	45	46	-	124

Hurricanes	1	2	3	OT	Total
Goals	3	1	2	-	6
Shots	48	36	43	-	127

Power Play: 25.0% (3/12)
Penalty Killing: 93.3% (1/15)

Power Play: 6.7% (1/15)
Penalty Killing: 75.0% (3/12)





BOSTON BRUINS vs. CHICAGO BLACKHAWKS

2008-09 Season Series



At Boston

Mar. 7 Chi 3 at Bos 5 (GW: Kessel)

At Chicago

Nov. 12 Bos 2 at Chi 1 (SO: Axelsson)

Bruins	GP	G	A	PTS	PIM	PP	SH	Blackhawks	GP	G	A	PTS	PIM	PP	SH
Patrice Bergeron	2	-	3	3	-	-	-	Jonathan Toews	2	2	1	3	-	2	-
Mark Recchi	1	2	-	2	-	-	-	Patrick Kane	2	1	2	3	-	1	-
Dennis Wideman	2	-	2	2	-	-	-	Cameron Barker	2	-	2	2	2	-	-
Marco Sturm	1	1	-	1	2	1	-	Kris Versteeg	2	1	-	1	-	-	-
P.J. Axelsson	2	1	-	1	-	-	-	Brian Campbell	2	-	1	1	-	-	-
Phil Kessel	2	1	-	1	-	-	-	Andrew Ladd	2	-	1	1	-	-	-
David Krejci	2	1	-	1	-	-	-	Matt Walker	2	-	1	1	-	-	-
Zdeno Chara	2	-	1	1	4	-	-	Pascal Pelletier	1	-	-	-	-	-	-
Andrew Ference	2	-	1	1	4	-	-	Patrick Sharp	1	-	-	-	-	-	-
Chuck Kobasew	2	-	1	1	2	-	-	Dave Bolland	2	-	-	-	4	-	-
Milan Lucic	2	-	1	1	2	-	-	Troy Brouwer	2	-	-	-	4	-	-
Marc Savard	2	-	1	1	-	-	-	Adam Burish	2	-	-	-	2	-	-
Shane Hnidy	1	-	-	-	-	-	-	Dustin Byfuglien	2	-	-	-	7	-	-
Blake Wheeler	1	-	-	-	-	-	-	Ben Eager	2	-	-	-	2	-	-
Matt Hunwick	2	-	-	-	-	-	-	Colin Fraser	2	-	-	-	2	-	-
Michael Ryder	2	-	-	-	2	-	-	Martin Havlat	2	-	-	-	-	-	-
Mark Stuart	2	-	-	-	2	-	-	Aaron Johnson	2	-	-	-	2	-	-
Shawn Thornton	2	-	-	-	17	-	-	Duncan Keith	2	-	-	-	-	-	-
Aaron Ward	2	-	-	-	2	-	-	Brent Seabrook	2	-	-	-	-	-	-
Stephane Yelle	2	-	-	-	-	-	-								

Bruins	GP	MINS	W-L-O	GA	GAA	SV%
Tim Thomas	2	124	2-0-0	4	1.94	.940

Blackhawks	GP	MINS	W-L-O	GA	GAA	SV%
Nikolai Khabibulin	1	64	0-0-1	1	0.94	.974
Cristobal Huet	1	59	0-1-0	4	4.07	.895

Bruins	1	2	3	OT	Total
Goals	1	3	2	0	6
Shots	21	25	24	8	78

Blackhawks	1	2	3	OT	Total
Goals	0	1	3	0	4
Shots	25	22	19	1	67

Power Play:	10.0%	(1/10)
Penalty Killing:	70.0%	(3/10)

Power Play:	30.0%	(3/10)
Penalty Killing:	90.0%	(1/10)





BOSTON BRUINS vs. COLORADO AVALANCHE

2008-09 Season Series



At Boston

At Colorado

Oct. 9: Bos 5 at Col 4 (GW: Krejci)

Bruins	GP	G	A	PTS	PIM	PP	SH	Avalanche	GP	G	A	PTS	PIM	PP	SH
David Krejci	1	1	1	2	-	-	-	Milan Hejduk	1	1	1	2	-	1	-
Marc Savard	1	1	1	2	-	1	-	John-Michael Liles	1	-	2	2	-	-	-
Patrice Bergeron	1	-	2	2	2	-	-	Jordan Leopold	1	1	-	1	-	-	-
Chuck Kobasew	1	-	2	2	-	-	-	Cody McLeod	1	1	-	1	-	-	-
Phil Kessel	1	1	-	1	-	-	-	Wojtek Wolski	1	1	-	1	-	-	-
Michael Ryder	1	1	-	1	-	-	-	Joe Sakic	1	-	1	1	-	-	-
Blake Wheeler	1	1	-	1	2	-	-	Ruslan Salei	1	-	1	1	-	-	-
P.J. Axelsson	1	-	1	1	-	-	-	Paul Stastny	1	-	1	1	2	-	-
Zdeno Chara	1	-	1	1	2	-	-	Marek Svatos	1	-	1	1	-	-	-
Andrew Ference	1	-	1	1	2	-	-	Darcy Tucker	1	-	1	1	-	-	-
Milan Lucic	1	-	1	1	-	-	-	Tyler Arnason	1	-	-	-	-	-	-
Shane Hnidy	1	-	-	-	-	-	-	Brett Clark	1	-	-	-	2	-	-
Mark Stuart	1	-	-	-	-	-	-	Adam Foote	1	-	-	-	-	-	-
Marco Sturm	1	-	-	-	-	-	-	Ben Guite	1	-	-	-	-	-	-
Shawn Thornton	1	-	-	-	-	-	-	Scott Hannan	1	-	-	-	-	-	-
Aaron Ward	1	-	-	-	2	-	-	David Jones	1	-	-	-	-	-	-
Dennis Wideman	1	-	-	-	-	-	-	Ian Laperriere	1	-	-	-	-	-	-
Stephane Yelle	1	-	-	-	-	-	-	Ryan Smyth	1	-	-	-	-	-	-

Bruins	GP	MINS	W-L-O	GA	GAA	SV%
Tim Thomas	1	60	1-0-0	4	4.00	.897

Avalanche	GP	MINS	W-L-O	GA	GAA	SV%
Peter Budaj	1	59	0-1-0	5	5.08	.750

Bruins	1	2	3	OT	Total
Goals	2	1	2	-	5
Shots	5	7	8	-	20

Power Play:	50.0%	(1/2)
Penalty Killing:	80.0%	(1/5)

Avalanche	1	2	3	OT	Total
Goals	2	1	1	-	4
Shots	20	10	9	-	39

Power Play:	20.0%	(1/5)
Penalty Killing:	50.0%	(1/2)





BOSTON BRUINS vs. COLUMBUS BLUE JACKETS

2008-09 Season Series



At Boston

At Columbus

Mar. 10 Bos 0 at Cmb 2 (GW: Torres)

Bruins	GP	G	A	PTS	PIM	PP	SH	Blue Jackets	GP	G	A	PTS	PIM	PP	SH
P.J. Axelsson	1	-	-	-	-	-	-	Rick Nash	1	1	-	1	2	-	-
Patrice Bergeron	1	-	-	-	-	-	-	Raffi Torres	1	1	-	1	-	1	-
Byron Bitz	1	-	-	-	-	-	-	Mike Commodore	1	-	1	1	2	-	-
Zdeno Chara	1	-	-	-	4	-	-	Antoine Vermette	1	-	1	1	-	-	-
Andrew Ference	1	-	-	-	-	-	-	Jason Williams	1	-	1	1	-	-	-
Phil Kessel	1	-	-	-	-	-	-	Jared Boll	1	-	-	-	5	-	-
Chuck Kobasew	1	-	-	-	2	-	-	Chris Gratton	1	-	-	-	-	-	-
David Krejci	1	-	-	-	-	-	-	Jan Hejda	1	-	-	-	-	-	-
Milan Lucic	1	-	-	-	-	-	-	Kristian Huselius	1	-	-	-	2	-	-
Steve Montador	1	-	-	-	-	-	-	Rostislav Klesla	1	-	-	-	-	-	-
Mark Recchi	1	-	-	-	-	-	-	Manny Malhotra	1	-	-	-	-	-	-
Michael Ryder	1	-	-	-	-	-	-	Marc Methot	1	-	-	-	-	-	-
Marc Savard	1	-	-	-	2	-	-	Andrew Murray	1	-	-	-	2	-	-
Mark Stuart	1	-	-	-	5	-	-	Jiri Novotny	1	-	-	-	-	-	-
Shawn Thornton	1	-	-	-	-	-	-	Kris Russell	1	-	-	-	-	-	-
Aaron Ward	1	-	-	-	-	-	-	Fedor Tyutin	1	-	-	-	-	-	-
Blake Wheeler	1	-	-	-	-	-	-	R. J. Umberger	1	-	-	-	-	-	-
Dennis Wideman	1	-	-	-	-	-	-	Jakub Voracek	1	-	-	-	-	-	-

Bruins	GP	MINS	W-L-O	GA	GAA	SV%
Tim Thomas	1	59	0-1-0	1	1.02	.970

Blue Jackets	GP	MINS	W-L-O	GA	GAA	SV%
Steve Mason	1	60	1-0-0	0	0.00	1.000

Bruins	1	2	3	OT	Total
Goals	0	0	0	-	0
Shots	5	15	15	-	35

Power Play:	0.0%	(0/3)
Penalty Killing:	66.7%	(1/3)

Blue Jackets	1	2	3	OT	Total
Goals	0	0	2	-	2
Shots	12	15	7	-	34

Power Play:	33.3%	(1/3)
Penalty Killing:	100.0%	(0/3)





BOSTON BRUINS vs. DALLAS STARS

2008-09 Season Series



At Boston

Nov. 1: Dal 1 at Bos 5 (GW: Bergeron)

At Dallas

Bruins	GP	G	A	PTS	PIM	PP	SH	Stars	GP	G	A	PTS	PIM	PP	SH
Marco Sturm	1	2	-	2	-	1	-	Sean Avery	1	1	-	1	21	-	-
Blake Wheeler	1	-	2	2	2	-	-	Krystofer Barch	1	-	-	-	5	-	-
Patrice Bergeron	1	1	-	1	-	-	-	Philippe Boucher	1	-	-	-	-	-	-
Phil Kessel	1	1	-	1	-	-	-	Fabian Brunnstrom	1	-	-	-	-	-	-
Mark Stuart	1	1	-	1	10	-	-	Brandon Crombeen	1	-	-	-	-	-	-
P.J. Axelsson	1	-	1	1	-	-	-	Trevor Daley	1	-	-	-	-	-	-
Andrew Ference	1	-	1	1	7	-	-	Loui Eriksson	1	-	-	-	-	-	-
David Krejci	1	-	1	1	-	-	-	Mark Fistric	1	-	-	-	-	-	-
Michael Ryder	1	-	1	1	2	-	-	Nicklas Grossman	1	-	-	-	-	-	-
Marc Savard	1	-	1	1	12	-	-	Mike Modano	1	-	-	-	-	-	-
Stephane Yelle	1	-	1	1	-	-	-	Brenden Morrow	1	-	-	-	6	-	-
Zdeno Chara	1	-	-	-	-	-	-	James Neal	1	-	-	-	2	-	-
Shane Hnidy	1	-	-	-	17	-	-	Matt Niskanen	1	-	-	-	15	-	-
Milan Lucic	1	-	-	-	14	-	-	Steve Ott	1	-	-	-	18	-	-
Petteri Nokelainen	1	-	-	-	-	-	-	Toby Petersen	1	-	-	-	-	-	-
Shawn Thornton	1	-	-	-	9	-	-	Mike Ribeiro	1	-	-	-	-	-	-
Aaron Ward	1	-	-	-	2	-	-	Brad Richards	1	-	-	-	-	-	-
Dennis Wideman	1	-	-	-	2	-	-	Stephane Robidas	1	-	-	-	-	-	-

Bruins	GP	MINS	W-L-O	GA	GAA	SV%
Tim Thomas	1	60	1-0-0	1	1.00	.972

Stars	GP	MINS	W-L-O	GA	GAA	SV%
Marty Turco	1	59	0-1-0	5	5.08	.800

Bruins	1	2	3	OT	Total
Goals	1	1	3	-	5
Shots	10	5	10	-	25

Power Play:	16.7%	(1/6)
Penalty Killing:	100.0%	(0/6)

Stars	1	2	3	OT	Total
Goals	1	0	0	-	1
Shots	10	21	5	-	36

Power Play:	0.0%	(0/6)
Penalty Killing:	83.3%	(1/6)





BOSTON BRUINS vs. DETROIT RED WINGS

2008-09 Season Series



At Boston

Nov. 29: Det | at Bos 4 (GW: Kessel)

At Detroit

Bruins	GP	G	A	PTS	PIM	PP	SH	Red Wings	GP	G	A	PTS	PIM	PP	SH
David Krejci				2	-	-	-	Jiri Hudler			-		-		-
Michael Ryder		-	2	2	-	-	-	Mikael Samuelsson		-			-	-	-
Phil Kessel			-		-	-	-	Henrik Zetterberg		-			-	-	-
Chuck Kobasew			-		-	-	-	Daniel Cleary		-	-	-	2	-	-
Blake Wheeler			-		2	-	-	Pavel Datsyuk		-	-	-	-	-	-
Patrice Bergeron		-			-	-	-	Kris Draper		-	-	-	-	-	-
Zdeno Chara		-			-	-	-	Valtteri Filppula		-	-	-	-	-	-
Shane Hnidy		-			-	-	-	Johan Franzen		-	-	-	2	-	-
Dennis Wideman		-			-	-	-	Marian Hossa		-	-	-	-	-	-
P.J. Axelsson		-	-	-	-	-	-	Tomas Kopecky		-	-	-	-	-	-
Matt Hunwick		-	-	-	2	-	-	Niklas Kronwall		-	-	-	-	-	-
Milan Lucic		-	-	-	-	-	-	Brett Lebda		-	-	-	-	-	-
Petteri Nokelainen		-	-	-	2	-	-	Nicklas Lidstrom		-	-	-	-	-	-
Marc Savard		-	-	-	-	-	-	Andreas Lilja		-	-	-	-	-	-
Mark Stuart		-	-	-	2	-	-	Kirk Maltby		-	-	-	-	-	-
Shawn Thornton		-	-	-	-	-	-	Derek Meech		-	-	-	-	-	-
Aaron Ward		-	-	-	-	-	-	Brian Rafalski		-	-	-	-	-	-
Stephane Yelle		-	-	-	-	-	-	Brad Stuart		-	-	-	-	-	-

Bruins	GP	MINS	W-L-O	GA	GAA	SV%
Manny Fernandez		60	1-0-0		1.00	.967

Red Wings	GP	MINS	W-L-O	GA	GAA	SV%
Chris Osgood		32	0-0-0		1.88	.900
Ty Conklin		28	0-1-0	3	6.43	.667

Bruins	1	2	3	OT	Total
Goals	2	1	1	-	4
Shots	7	5	7	-	19

Red Wings	1	2	3	OT	Total
Goals	0	1	0	-	1
Shots	10	15	5	-	30

Power Play:	0.0%	(0/1)
Penalty Killing:	66.7%	(1/3)

Power Play:	33.3%	(1/3)
Penalty Killing:	100.0%	(0/1)





BOSTON BRUINS vs. EDMONTON OILERS

2008-09 Season Series



At Boston

At Edmonton

Oct. 27: Bos | at Edm 0 (OT: Wideman)

Bruins	GP	G	A	PTS	PIM	PP	SH	Oilers	GP	G	A	PTS	PIM	PP	SH
Dennis Wideman			-		-		-	Kyle Brodziak		-	-	-	-	-	-
Zdeno Chara		-			-	-	-	Andrew Cogliano		-	-	-	-	-	-
Marc Savard		-			-	-	-	Erik Cole		-	-	-	-	-	-
P.J. Axelsson		-	-	-	-	-	-	Sam Gagner		-	-	-	-	-	-
Patrice Bergeron		-	-	-	2	-	-	Tom Gilbert		-	-	-	2	-	-
Andrew Ference		-	-	-	-	-	-	Denis Grebeshkov		-	-	-	-	-	-
Shane Hnidy		-	-	-	-	-	-	Ales Hemsky		-	-	-	-	-	-
Phil Kessel		-	-	-	-	-	-	Shawn Horcoff		-	-	-	2	-	-
David Krejci		-	-	-	-	-	-	Steve MacIntyre		-	-	-	-	-	-
Milan Lucic		-	-	-	-	-	-	Ethan Moreau		-	-	-	-	-	-
Petteri Nokelainen		-	-	-	-	-	-	Robert Nilsson		-	-	-	-	-	-
Michael Ryder		-	-	-	-	-	-	Dustin Penner		-	-	-	2	-	-
Mark Stuart		-	-	-	-	-	-	Fernando Pisani		-	-	-	-	-	-
Marco Sturm		-	-	-	2	-	-	Marc-Antoine Pouliot		-	-	-	-	-	-
Shawn Thornton		-	-	-	-	-	-	Ladislav Smid		-	-	-	-	-	-
Aaron Ward		-	-	-	2	-	-	Sheldon Souray		-	-	-	-	-	-
Blake Wheeler		-	-	-	-	-	-	Steve Staios		-	-	-	-	-	-
Stephane Yelle		-	-	-	-	-	-	Lubomir Visnovsky		-	-	-	4	-	-

Bruins	GP	MINS	W-L-O	GA	GAA	SV%
Tim Thomas		63	1-0-0	0	0.00	1.000

Oilers	GP	MINS	W-L-O	GA	GAA	SV%
Dwayne Roloson		63	0-0-1	1	0.95	.972

Bruins	1	2	3	OT	Total
Goals	0	0	0	1	1
Shots	15	9	10	2	36

Oilers	1	2	3	OT	Total
Goals	0	0	0	0	0
Shots	10	5	12	0	27

Power Play:	25.0%	(1/4)
Penalty Killing:	100.0%	(0/3)

Power Play:	0.0%	(0/3)
Penalty Killing:	75.0%	(1/4)





BOSTON BRUINS vs. FLORIDA PANTHERS

2008-09 Season Series



At Boston

Nov. 21 Fla 2 at Bos 4 (GW: Krejci)
Feb. 24 Fla 1 at Bos 6 (GW: Stuart)

At Florida

Dec. 6 Bos 4 at Fla 0 (GW: Ryder)
Feb. 21 Bos 0 at Fla 2 (GW: Dvorak)

Bruins	GP	G	A	PTS	PIM	PP	SH
Michael Ryder	3	2	2	4	-	1	-
David Krejci	4	1	3	4	-	-	-
Marc Savard	4	1	3	4	2	1	-
Patrice Bergeron	4	2	1	3	2	-	-
Blake Wheeler	4	1	2	3	-	-	-
Dennis Wideman	4	-	3	3	-	-	-
Byron Bitz	2	2	-	2	-	-	-
Phil Kessel	4	2	-	2	-	1	-
P.J. Axelsson	4	-	2	2	-	-	-
Chuck Kobasew	4	-	2	2	7	-	-
Stephane Yelle	4	-	2	2	-	-	-
Aaron Ward	3	1	-	1	4	-	-
Shane Hnidy	4	1	-	1	2	-	-
Mark Stuart	4	1	-	1	-	-	-
Matt Hunwick	2	-	1	1	2	-	-
Zdeno Chara	4	-	1	1	4	-	-
Milan Lucic	4	-	1	1	7	-	-
Shawn Thornton	4	-	1	1	-	-	-
Matt Lashoff	1	-	-	-	-	-	-
Vladimir Sobotka	1	-	-	-	-	-	-
Andrew Ference	2	-	-	-	2	-	-
Petteri Nokelainen	2	-	-	-	-	-	-

Panthers	GP	G	A	PTS	PIM	PP	SH
Radek Dvorak	4	2	-	2	-	-	1
Nick Tarnasky	3	-	2	2	-	-	-
Jay Bouwmeester	4	-	2	2	2	-	-
Bryan McCabe	4	-	2	2	-	-	-
David Booth	3	1	-	1	-	-	-
Kamil Kreps	4	1	-	1	-	-	-
Ville Peltonen	4	1	-	1	-	-	-
Nathan Horton	3	-	1	1	2	-	-
Gregory Campbell	4	-	1	1	-	-	-
Anthony Stewart	4	-	1	1	-	-	-
Wade Belak	1	-	-	-	-	-	-
Shawn Matthias	1	-	-	-	-	-	-
Kenndal McArdle	1	-	-	-	2	-	-
Janis Sprukts	1	-	-	-	-	-	-
Noah Welch	1	-	-	-	-	-	-
Brett McLean	2	-	-	-	-	-	-
Cory Stillman	2	-	-	-	2	-	-
Jassen Cullimore	3	-	-	-	-	-	-
Richard Zednik	3	-	-	-	8	-	-
Keith Ballard	4	-	-	-	9	-	-
Nick Boynton	4	-	-	-	7	-	-
Michael Frolik	4	-	-	-	8	-	-
Karlis Skrastins	4	-	-	-	-	-	-
Stephen Weiss	4	-	-	-	-	-	-

Bruins	GP	MINS	W-L-O	GA	GAA	SV%
Manny Fernandez	1	60	1-0-0	0	0.00	1.000
Tim Thomas	3	179	2-1-0	5	1.68	.942

Panthers	GP	MINS	W-L-O	GA	GAA	SV%
Tomas Vokoun	3	131	1-1-0	5	2.29	.941
Craig Anderson	2	107	0-2-0	9	5.05	.864

Bruins	1	2	3	OT	Total
Goals	5	4	5	-	14
Shots	49	56	46	-	151

Panthers	1	2	3	OT	Total
Goals	2	0	3	-	5
Shots	35	39	39	-	113

Power Play: 20.0% (3/15)
Penalty Killing: 100.0% (0/11)

Power Play: 0.0% (0/11)
Penalty Killing: 80.0% (3/15)





BOSTON BRUINS vs. LOS ANGELES KINGS

2008-09 Season Series



At Boston

Mar. 19 LA 3 at Bos 2 (OT: Brown)

At Los Angeles

Bruins	GP	G	A	PTS	PIM	PP	SH	Kings	GP	G	A	PTS	PIM	PP	SH
Matt Hunwick	1	1	-	1	2	-	-	Drew Doughty	1	1	1	2	-	-	-
Mark Recchi	1	1	-	1	-	-	-	Wayne Simmonds	1	-	2	2	-	-	-
Patrice Bergeron	1	-	1	1	-	-	-	Dustin Brown	1	1	-	1	-	-	-
Chuck Kobasew	1	-	1	1	-	-	-	Michal Handzus	1	1	-	1	-	1	-
David Krejci	1	-	1	1	-	-	-	Derek Armstrong	1	-	1	1	-	-	-
Michael Ryder	1	-	1	1	-	-	-	Sean O'Donnell	1	-	1	1	2	-	-
P.J. Axelsson	1	-	-	-	-	-	-	Edward Purcell	1	-	1	1	-	-	-
Zdeno Chara	1	-	-	-	-	-	-	Kyle Calder	1	-	-	-	-	-	-
Andrew Ference	1	-	-	-	-	-	-	Alexander Frolov	1	-	-	-	-	-	-
Phil Kessel	1	-	-	-	-	-	-	Denis Gauthier	1	-	-	-	-	-	-
Milan Lucic	1	-	-	-	-	-	-	Matt Greene	1	-	-	-	-	-	-
Marc Savard	1	-	-	-	-	-	-	Peter Harrold	1	-	-	-	-	-	-
Mark Stuart	1	-	-	-	-	-	-	Raitis Ivanans	1	-	-	-	4	-	-
Shawn Thornton	1	-	-	-	-	-	-	Jack Johnson	1	-	-	-	-	-	-
Aaron Ward	1	-	-	-	4	-	-	Anze Kopitar	1	-	-	-	-	-	-
Blake Wheeler	1	-	-	-	-	-	-	Kyle Quincey	1	-	-	-	2	-	-
Dennis Wideman	1	-	-	-	-	-	-	Jarret Stoll	1	-	-	-	-	-	-
Stephane Yelle	1	-	-	-	-	-	-	Kevin Westgarth	1	-	-	-	-	-	-

Bruins	GP	MINS	W-L-O	GA	GAA	SV%
Tim Thomas	1	64	0-0-1	3	2.81	.921

Kings	GP	MINS	W-L-O	GA	GAA	SV%
Jonathan Quick	1	64	1-0-0	2	1.88	.923

Bruins	1	2	3	OT	Total
Goals	1	1	0	0	2
Shots	10	9	7	0	26

Kings	1	2	3	OT	Total
Goals	0	0	2	1	3
Shots	9	13	13	3	38

Power Play:	0.0%	(0/4)
Penalty Killing:	66.7%	(1/3)

Power Play:	33.3%	(1/3)
Penalty Killing:	100.0%	(0/4)





BOSTON BRUINS vs. MINNESOTA WILD

2008-09 Season Series



At Boston

Jan. 6: Min 1 at Bos 0 (GW: Zidlicky)

At Minnesota

Oct. 11: Bos 3 at Min 4 (GW: Belanger)

Bruins								Wild							
GP	G	A	PTS	PIM	PP	SH		GP	G	A	PTS	PIM	PP	SH	
Marc Savard	2	2	-	2	-	-	-	Pierre-Marc Bouchard	2	-	3	3	2	-	-
P.J. Axelsson	2	-	2	2	-	-	-	Eric Belanger	2	2	-	2	-	1	-
Michael Ryder	2	-	2	2	-	-	-	Mikko Koivu	2	-	2	2	2	-	-
Phil Kessel	2	1	-	1	-	-	-	Marc-Andre Bergeron	1	1	-	1	-	1	-
Patrice Bergeron	1	-	1	1	-	-	-	Marek Zidlicky	1	1	-	1	-	1	-
Marco Sturm	1	-	1	1	-	-	-	Antti Miettinen	2	1	-	1	-	-	-
Andrew Ference	1	-	-	-	-	-	-	Krystofer Kolanos	1	-	1	1	-	-	-
Matt Hunwick	1	-	-	-	2	-	-	Andrew Brunette	2	-	1	1	-	-	-
Chuck Kobasew	1	-	-	-	2	-	-	Colton Gillies	2	-	1	1	-	-	-
Matt Lashoff	1	-	-	-	2	-	-	Kim Johnsson	2	-	1	1	-	-	-
Martin St. Pierre	1	-	-	-	-	-	-	Owen Nolan	2	-	1	1	6	-	-
Aaron Ward	1	-	-	-	-	-	-	Derek Boogaard	1	-	-	-	-	-	-
Zdeno Chara	2	-	-	-	4	-	-	Cal Clutterbuck	1	-	-	-	-	-	-
Shane Hnidy	2	-	-	-	-	-	-	Marian Gaborik	1	-	-	-	-	-	-
David Krejci	2	-	-	-	2	-	-	Erik Reitz	1	-	-	-	-	-	-
Milan Lucic	2	-	-	-	4	-	-	John Scott	1	-	-	-	-	-	-
Petteri Nokelainen	2	-	-	-	-	-	-	Stephane Veilleux	1	-	-	-	2	-	-
Mark Stuart	2	-	-	-	4	-	-	Craig Weller	1	-	-	-	-	-	-
Shawn Thornton	2	-	-	-	-	-	-	Brent Burns	2	-	-	-	4	-	-
Blake Wheeler	2	-	-	-	-	-	-	Benoit Pouliot	2	-	-	-	-	-	-
Dennis Wideman	2	-	-	-	-	-	-	Nick Schultz	2	-	-	-	-	-	-
Stephane Yelle	2	-	-	-	2	-	-	James Sheppard	2	-	-	-	2	-	-
								Martin Skoula	2	-	-	-	-	-	-

Bruins	GP	MINS	W-L-O	GA	GAA	SV%
Manny Fernandez	2	118	0-2-0	5	2.54	.900

Wild	GP	MINS	W-L-O	GA	GAA	SV%
Niklas Backstrom	2	120	2-0-0	3	1.50	.954

Bruins	1	2	3	OT	Total
Goals	1	0	2	-	3
Shots	20	20	25	-	65

Wild	1	2	3	OT	Total
Goals	1	4	0	-	5
Shots	14	27	9	-	50

Power Play:	0.0%	(0/6)
Penalty Killing:	62.5%	(3/8)

Power Play:	37.5%	(3/8)
Penalty Killing:	100.0%	(0/6)





BOSTON BRUINS vs. MONTREAL CANADIENS

2008-09 Season Series



At Boston

Nov.	13	Mtl	1	at	Bos	6	(GW: Yelle)
Jan.	13	Mtl	1	at	Bos	3	(GW: Chara)
Apr.	9	Mtl	4	at	Bos	5	(OT: Recchi)

At Montreal

Oct.	15	Bos	3	at	Mtl	4	(SO: Tanguay)
Nov.	22	Bos	3	at	Mtl	2	(SO: Wheeler)
Feb.	1	Bos	3	at	Mtl	1	(GW: Thornton)

Bruins	GP	G	A	PTS	PIM	PP	SH	Canadiens	GP	G	A	PTS	PIM	PP	SH
Zdeno Chara	6	3	3	6	6	3	-	Andrei Kostitsyn	6	2	2	4	9	1	-
Marc Savard	6	3	2	5	6	1	-	Andrei Markov	5	-	4	4	-	-	-
David Krejci	6	2	3	5	4	-	-	Saku Koivu	5	2	1	3	2	-	-
Stephane Yelle	6	2	3	5	-	-	-	Matt D'Agostini	3	2	-	2	-	1	-
Mark Recchi	1	2	2	4	-	1	-	Alex Kovalev	6	2	-	2	6	2	-
Patrice Bergeron	5	1	3	4	-	-	-	Tom Kostopoulos	5	1	1	2	4	-	-
Chuck Kobasew	5	-	4	4	2	-	-	Robert Lang	5	1	1	2	4	1	-
Shawn Thornton	6	2	1	3	16	-	-	Mathieu Dandenault	3	-	2	2	2	-	-
Phil Kessel	5	1	2	3	4	-	-	Mathieu Schneider	1	1	-	1	-	1	-
Dennis Wideman	5	1	2	3	4	-	-	Maxim Lapierre	6	1	-	1	5	-	1
Michael Ryder	6	-	3	3	2	-	-	Yannick Weber	1	-	1	1	-	-	-
Marco Sturm	2	2	-	2	-	2	-	Patrice Brisebois	3	-	1	1	2	-	-
Milan Lucic	5	2	-	2	39	-	-	Alex Tanguay	4	-	1	1	-	-	-
Matt Hunwick	4	1	1	2	-	-	-	Josh Gorges	5	-	1	1	4	-	-
Aaron Ward	6	-	2	2	6	-	-	Sergei Kostitsyn	5	-	1	1	4	-	-
Byron Bitz	3	-	1	1	2	-	-	Guillaume Latendresse	5	-	1	1	2	-	-
Mark Stuart	6	-	1	1	13	-	-	Ryan O'Byrne	5	-	1	1	18	-	-
Blake Wheeler	6	-	1	1	2	-	-	Roman Hamrlík	6	-	1	1	8	-	-
Martins Karsums	1	-	-	-	-	-	-	Tomas Plekanec	6	-	1	1	-	-	-
Steve Montador	1	-	-	-	2	-	-	Kyle Chipchura	1	-	-	-	5	-	-
Vladimir Sobotka	1	-	-	-	-	-	-	Alex Henry	1	-	-	-	5	-	-
Martin St. Pierre	1	-	-	-	-	-	-	Glen Metropolit	1	-	-	-	-	-	-
Petteri Nokelainen	2	-	-	-	-	-	-	Steve Begin	2	-	-	-	-	-	-
Andrew Ference	3	-	-	-	2	-	-	Max Pacioretty	2	-	-	-	-	-	-
P.J. Axelsson	5	-	-	-	2	-	-	Georges Laraque	3	-	-	-	5	-	-
Shane Hnidy	5	-	-	-	7	-	-	Francis Bouillon	4	-	-	-	4	-	-
								Christopher Higgins	4	-	-	-	2	-	-
								Michael Komisarek	5	-	-	-	29	-	-

Bruins	GP	MINS	W-L-O	GA	GAA	SV%
Manny Fernandez	1	60	1-0-0	1	1.00	.964
Tim Thomas	5	312	4-0-1	11	2.12	.933

Canadiens	GP	MINS	W-L-O	GA	GAA	SV%
Jaroslav Halak	1	59	0-1-0	3	3.05	.897
Carey Price	5	312	1-2-2	18	3.46	.878

Bruins	1	2	3	OT	Total
Goals	5	8	8	1	22
Shots	53	59	57	8	177

Canadiens	1	2	3	OT	Total
Goals	4	7	1	0	12
Shots	61	60	68	4	193

Power Play:	25.9%	(7/27)
Penalty Killing:	77.8%	(6/27)

Power Play:	22.2%	(6/27)
Penalty Killing:	74.1%	(7/27)





BOSTON BRUINS vs. NASHVILLE PREDATORS

2008-09 Season Series



At Boston

At Nashville

Feb. 14: Bos 2 at Nsh 3 (SO: Legwand)

Bruins	GP	G	A	PTS	PIM	PP	SH	Predators	GP	G	A	PTS	PIM	PP	SH
Zdeno Chara	1	1	-	1	-	-	-	David Legwand	1	2	-	2	-	-	1
Blake Wheeler	1	1	-	1	2	-	-	Ryan Suter	1	-	1	1	2	-	-
Patrice Bergeron	1	-	1	1	-	-	-	Jordin Tootoo	1	-	1	1	-	-	-
David Krejci	1	-	1	1	-	-	-	Joel Ward	1	-	1	1	-	-	-
Vladimir Sobotka	1	-	1	1	-	-	-	Jason Arnott	1	-	-	-	-	-	-
Dennis Wideman	1	-	1	1	-	-	-	Wade Belak	1	-	-	-	-	-	-
P.J. Axelsson	1	-	-	-	-	-	-	Greg DeVries	1	-	-	-	-	-	-
Byron Bitz	1	-	-	-	-	-	-	Jean-Pierre Dumont	1	-	-	-	-	-	-
Andrew Ference	1	-	-	-	2	-	-	Martin Erat	1	-	-	-	2	-	-
Shane Hnidy	1	-	-	-	2	-	-	Vernon Fiddler	1	-	-	-	-	-	-
Martins Karsums	1	-	-	-	-	-	-	Dan Hamhuis	1	-	-	-	2	-	-
Phil Kessel	1	-	-	-	-	-	-	Ryan Jones	1	-	-	-	-	-	-
Milan Lucic	1	-	-	-	-	-	-	Kevin Klein	1	-	-	-	-	-	-
Marc Savard	1	-	-	-	-	-	-	Antti Pihlstrom	1	-	-	-	-	-	-
Mark Stuart	1	-	-	-	2	-	-	Jerred Smithson	1	-	-	-	-	-	-
Shawn Thornton	1	-	-	-	-	-	-	Steve Sullivan	1	-	-	-	2	-	-
Aaron Ward	1	-	-	-	2	-	-	Shea Weber	1	-	-	-	-	-	-
Stephane Yelle	1	-	-	-	2	-	-	Greg Zanon	1	-	-	-	-	-	-

Bruins	GP	MINS	W-L-O	GA	GAA	SV%
Manny Fernandez	1	65	0-0-1	2	1.85	.935

Predators	GP	MINS	W-L-O	GA	GAA	SV%
Pekka Rinne	1	65	1-0-0	2	1.85	.920

Bruins	1	2	3	OT	Total
Goals	0	1	1	0	2
Shots	6	10	8	1	25

Predators	1	2	3	OT	Total
Goals	1	1	0	0	2
Shots	11	6	10	4	31

Power Play:	0.0%	(0/4)
Penalty Killing:	100.0%	(0/5)

Power Play:	0.0%	(0/5)
Penalty Killing:	100.0%	(0/4)





BOSTON BRUINS vs. NEW JERSEY DEVILS

2008-09 Season Series



At Boston

Jan. 29 NJ 4 at Bos 3 (OT: Langenbrunner)
Mar. 22 NJ 1 at Bos 4 (GW: Kobasew)

At New Jersey

Dec. 23 Bos 2 at NJ 0 (GW: Lucic)
Feb. 13 Bos 0 at NJ 1 (GW: Salvador)

Bruins	GP	G	A	PTS	PIM	PP	SH	Devils	GP	G	A	PTS	PIM	PP	SH
Marc Savard	4	2	2	4	2	1	-	Jamie Langenbrunner	4	2	2	4	-	-	1
Milan Lucic	4	2	1	3	-	-	-	Zach Parise	4	1	1	2	4	1	-
Phil Kessel	4	-	3	3	4	-	-	Travis Zajac	4	-	2	2	-	-	-
Chuck Kobasew	3	2	-	2	-	-	-	Bryce Salvador	3	1	-	1	5	-	-
Michael Ryder	3	1	1	2	2	1	-	Patrik Elias	4	1	-	1	2	-	-
Mark Recchi	1	-	2	2	-	-	-	Andy Greene	4	1	-	1	-	-	-
Patrice Bergeron	3	-	2	2	-	-	-	Colin White	3	-	1	1	-	-	-
David Krejci	4	1	-	1	-	-	-	Brian Gionta	4	-	1	1	4	-	-
Dennis Wideman	4	1	-	1	-	-	-	John Madden	4	-	1	1	-	-	-
Shane Hnidy	2	-	1	1	-	-	-	Paul Martin	4	-	1	1	-	-	-
Andrew Ference	3	-	1	1	-	-	-	Johnny Oduya	4	-	1	1	-	-	-
Matt Hunwick	3	-	1	1	2	-	-	Niclas Havelid	1	-	-	-	-	-	-
Zdeno Chara	4	-	1	1	6	-	-	Jay Leach	1	-	-	-	-	-	-
Mark Stuart	4	-	1	1	-	-	-	Jay Pandolfo	2	-	-	-	-	-	-
Martins Karsums	1	-	-	-	-	-	-	Brendan Shanahan	2	-	-	-	4	-	-
Matt Lashoff	1	-	-	-	-	-	-	David Clarkson	4	-	-	-	2	-	-
Martin St. Pierre	1	-	-	-	-	-	-	Bobby Holik	4	-	-	-	6	-	-
Byron Bitz	2	-	-	-	-	-	-	Mike Mottau	4	-	-	-	2	-	-
Vladimir Sobotka	2	-	-	-	-	-	-	Brian Rolston	4	-	-	-	2	-	-
Aaron Ward	3	-	-	-	4	-	-	Michael Rupp	4	-	-	-	7	-	-
P.J. Axelsson	4	-	-	-	-	-	-	Dainius Zubrus	4	-	-	-	-	-	-
Shawn Thornton	4	-	-	-	10	-	-								
Blake Wheeler	4	-	-	-	2	-	-								
Stephane Yelle	4	-	-	-	2	-	-								

Bruins	GP	MINS	W-L-O	GA	GAA	SV%
Tim Thomas	4	240	2-1-1	6	1.50	.948

Devils	GP	MINS	W-L-O	GA	GAA	SV%
Scott Clemmensen	3	181	2-1-0	4	1.33	.951
Martin Brodeur	1	60	0-1-0	4	4.00	.867

Bruins	1	2	3	OT	Total	Devils	1	2	3	OT	Total
Goals	1	3	5	0	9	Goals	1	3	1	1	6
Shots	47	40	25	0	112	Shots	33	44	36	2	115

Power Play: 14.3% (2/14)
Penalty Killing: 90.9% (1/11)

Power Play: 9.1% (1/11)
Penalty Killing: 85.7% (2/14)





BOSTON BRUINS vs. NEW YORK ISLANDERS

2008-09 Season Series



At Boston

Nov. 28 NYI 2 at Bos 7 (GW: Wheeler)
Mar. 14 NYI 1 at Bos 2 (GW: Savard)

At New York

Jan. 15 Bos 2 at NYI 1 (GW: St. Pierre)
Apr. 12 Bos 6 at NYI 2 (GW: Savard)

Bruins	GP	G	A	PTS	PIM	PP	SH
Phil Kessel	3	5	3	8	-	1	-
Marc Savard	4	3	4	7	2	1	-
Chuck Kobasew	4	2	2	4	2	1	-
Blake Wheeler	4	1	3	4	2	-	-
Michael Ryder	4	3	-	3	-	1	-
David Krejci	4	1	2	3	-	-	-
Dennis Wideman	4	1	2	3	2	1	-
Matt Hunwick	3	-	3	3	2	-	-
Vladimir Sobotka	2	-	2	2	4	-	-
Zdeno Chara	3	-	2	2	2	-	-
Milan Lucic	3	-	2	2	9	-	-
Mark Stuart	4	-	2	2	-	-	-
Martin St. Pierre	1	1	-	1	-	-	-
Andrew Ference	1	-	1	1	-	-	-
Steve Montador	2	-	1	1	-	-	-
Mark Recchi	2	-	1	1	-	-	-
P.J. Axelsson	3	-	1	1	-	-	-
Shawn Thornton	4	-	1	1	5	-	-
Matt Lashoff	1	-	-	-	-	-	-
Patrice Bergeron	2	-	-	-	4	-	-
Petteri Nokelainen	2	-	-	-	2	-	-
Byron Bitz	3	-	-	-	2	-	-
Shane Hnidy	3	-	-	-	7	-	-
Aaron Ward	3	-	-	-	-	-	-
Stephane Yelle	3	-	-	-	-	-	-

Islanders	GP	G	A	PTS	PIM	PP	SH
Mark Streit	4	1	2	3	6	-	-
Richard Park	4	1	1	2	-	1	-
Kyle Okposo	3	-	2	2	-	-	-
Bill Guerin	2	1	-	1	-	-	-
Doug Weight	2	1	-	1	-	-	-
Radek Martinek	4	1	-	1	-	-	-
Nate Thompson	4	1	-	1	-	-	-
Jeremy Colliton	1	-	1	1	-	-	-
Mike Comrie	1	-	1	1	-	-	-
Sean Bergenheim	2	-	1	1	4	-	-
Chris Campoli	2	-	1	1	2	-	-
Andy Hilbert	3	-	1	1	4	-	-
Tim Jackman	4	-	1	1	12	-	-
Brendan Witt	4	-	1	1	5	-	-
Mike Iggy	1	-	-	-	-	-	-
Dean McAmmond	1	-	-	-	-	-	-
Freddy Meyer	1	-	-	-	-	-	-
Trevor Smith	1	-	-	-	-	-	-
Andy Sutton	1	-	-	-	2	-	-
Blake Comeau	2	-	-	-	2	-	-
Jack Hillen	2	-	-	-	-	-	-
Trent Hunter	2	-	-	-	2	-	-
Joel Rechlicz	2	-	-	-	-	-	-
Jon Sim	2	-	-	-	2	-	-
Bruno Gervais	3	-	-	-	2	-	-
Frans Nielsen	3	-	-	-	-	-	-
Thomas Pock	3	-	-	-	2	-	-
Joshua Bailey	4	-	-	-	-	-	-
Jeff Tambellini	4	-	-	-	4	-	-

Bruins	GP	MINS	W-L-O	GA	GAA	SV%
Tim Thomas	3	180	3-0-0	4	1.33	.959
Manny Fernandez	1	60	1-0-0	2	2.00	.917

Islanders	GP	MINS	W-L-O	GA	GAA	SV%
Yann Danis	3	143	0-3-0	8	3.36	.881
Joey MacDonald	2	82	0-1-0	6	4.39	.878
Peter Mannino	1	13	0-0-0	3	13.85	.625

Bruins	1	2	3	OT	Total
Goals	4	6	7	-	17
Shots	33	43	48	-	124

Islanders	1	2	3	OT	Total
Goals	1	2	3	-	6
Shots	41	41	39	-	121

Power Play: 38.5% (5/13)
Penalty Killing: 92.3% (1/13)

Power Play: 7.7% (1/13)
Penalty Killing: 61.5% (5/13)





BOSTON BRUINS vs. NEW YORK RANGERS

2008-09 Season Series



At Boston

Jan. 31 NYR 0 at Bos 1 (GW: Savard)
Apr. 4 NYR 0 at Bos 1 (GW: Wheeler)

At New York

Nov. 15 Bos 2 at NYR 3 (SO; Drury)
Mar. 8 Bos 3 at NYR 4 (GW: Zherdev)

Bruins	GP	G	A	PTS	PIM	PP	SH	Rangers	GP	G	A	PTS	PIM	PP	SH
Marc Savard	4	1	3	4	4	-	-	Nik Antropov	2	1	1	2	-	-	-
Zdeno Chara	4	2	1	3	6	-	-	Lauri Korpikoski	4	-	2	2	-	-	-
Dennis Wideman	4	1	2	3	-	-	1	Nigel Dawes	2	1	-	1	-	-	-
P.J. Axelsson	4	-	2	2	2	-	-	Scott Gomez	3	1	-	1	2	1	-
Chuck Kobasew	4	1	-	1	9	-	-	Ryan Callahan	4	1	-	1	-	-	-
Michael Ryder	4	1	-	1	2	1	-	Markus Naslund	4	1	-	1	2	-	-
Blake Wheeler	4	1	-	1	-	-	-	Nikolai Zherdev	4	1	-	1	-	-	-
Phil Kessel	3	-	1	1	-	-	-	Dan Fritsche	1	-	1	1	-	-	-
Aaron Ward	3	-	1	1	2	-	-	Sean Avery	2	-	1	1	4	-	-
Stephane Yelle	3	-	1	1	-	-	-	Derek Morris	2	-	1	1	-	-	-
Patrice Bergeron	4	-	1	1	-	-	-	Chris Drury	4	-	1	1	6	-	-
Milan Lucic	4	-	1	1	2	-	-	Brandon Dubinsky	4	-	1	1	-	-	-
Steve Montador	1	-	-	-	-	-	-	Paul Mara	4	-	1	1	9	-	-
Marco Sturm	1	-	-	-	-	-	-	Wade Redden	4	-	1	1	2	-	-
Matt Hunwick	2	-	-	-	-	-	-	Marc Staal	4	-	1	1	-	-	-
Mark Recchi	2	-	-	-	-	-	-	Dmitri Kalinin	2	-	-	-	-	-	-
Byron Bitz	3	-	-	-	-	-	-	Aaron Voros	2	-	-	-	-	-	-
Andrew Ference	3	-	-	-	-	-	-	Blair Betts	4	-	-	-	-	-	-
Shawn Thornton	3	-	-	-	5	-	-	Dan Girardi	4	-	-	-	6	-	-
Shane Hnidy	4	-	-	-	2	-	-	Colton Orr	4	-	-	-	5	-	-
David Krejci	4	-	-	-	6	-	-	Michal Rozsival	4	-	-	-	-	-	-
Mark Stuart	4	-	-	-	-	-	-	Fredrik Sjostrom	4	-	-	-	-	-	-

Bruins	GP	MINS	W-L-O	GA	GAA	SV%
Tuukka Rask	1	60	1-0-0	0	0.00	1.000
Tim Thomas	2	125	1-0-1	2	0.96	.968
Manny Fernandez	1	58	0-1-0	4	4.14	.867

Rangers	GP	MINS	W-L-O	GA	GAA	SV%
Henrik Lundqvist	4	243	2-2-0	7	1.73	.939

Bruins	1	2	3	OT	Total	Rangers	1	2	3	OT	Total
Goals	1	4	2	0	7	Goals	0	3	3	0	6
Shots	34	37	40	4	115	Shots	29	47	48	3	127

Power Play: 10.0% (1/10)
Penalty Killing: 91.7% (1/12)

Power Play: 8.3% (1/12)
Penalty Killing: 90.0% (1/10)





BOSTON BRUINS vs. OTTAWA SENATORS

2008-09 Season Series



At Boston

Jan.	8	Ott	4	at	Bos	6	(GW: Savard)
Mar.	12	Ott	3	at	Bos	5	(GW: Kessel)
Apr.	2	Ott	1	at	Bos	2	(GW: Savard)

At Ottawa

Oct.	18	Bos	4	at	Ott	2	(GW: Kessel)
Feb.	5	Bos	4	at	Ott	3	(SO: Axelsson)
Apr.	7	Bos	2	at	Ott	3	(GW: Heatley)

Bruins	GP	G	A	PTS	PIM	PP	SH
Marc Savard	6	2	9	11	6	-	-
Phil Kessel	5	5	3	8	4	1	-
Michael Ryder	6	1	5	6	2	-	-
David Krejci	6	1	4	5	-	-	-
Chuck Kobasew	5	3	1	4	-	2	-
P.J. Axelsson	4	2	2	4	2	-	-
Zdeno Chara	6	2	2	4	2	1	-
Blake Wheeler	6	1	2	3	6	1	-
Milan Lucic	4	2	-	2	9	-	-
Aaron Ward	6	2	-	2	4	-	1
Marco Sturm	1	1	1	2	-	-	-
Andrew Ference	4	-	2	2	2	-	-
Patrice Bergeron	5	-	2	2	2	-	-
Mark Recchi	3	-	1	1	2	-	-
Dennis Wideman	5	-	1	1	2	-	-
Mark Stuart	6	-	1	1	-	-	-
Matt Lashoff	1	-	-	-	-	-	-
Martin St. Pierre	1	-	-	-	-	-	-
Steve Montador	2	-	-	-	-	-	-
Vladimir Sobotka	2	-	-	-	-	-	-
Matt Hunwick	3	-	-	-	-	-	-
Petteri Nokelainen	3	-	-	-	-	-	-
Byron Bitz	4	-	-	-	2	-	-
Shane Hnidy	4	-	-	-	2	-	-
Shawn Thornton	5	-	-	-	5	-	-
Stephane Yelle	5	-	-	-	4	-	-

Senators	GP	G	A	PTS	PIM	PP	SH
Daniel Alfredsson	6	3	3	6	-	1	-
Dany Heatley	6	1	5	6	10	1	-
Jason Spezza	6	3	2	5	2	1	-
Nick Foligno	6	2	1	3	2	-	-
Chris Kelly	6	1	2	3	-	-	-
Jesse Winchester	6	-	3	3	4	-	-
Christoph Schubert	4	2	-	2	-	-	-
Antoine Vermette	3	1	1	2	4	-	-
Brendan Bell	5	1	1	2	2	-	-
Chris Phillips	6	1	1	2	-	-	-
Filip Kuba	4	-	2	2	2	-	-
Ryan Shannon	4	-	2	2	2	-	-
Mike Fisher	6	1	-	1	2	-	1
Dean McAmmond	2	-	1	1	-	-	-
Chris Campoli	3	-	1	1	-	-	-
Jarkko Ruutu	5	-	1	1	6	-	-
Anton Volchenkov	5	-	1	1	-	-	-
Brian Lee	6	-	1	1	2	-	-
Chris Neil	6	-	1	1	12	-	-
Matt Carkner	1	-	-	-	-	-	-
Peter Regin	1	-	-	-	-	-	-
Alexandre Picard	2	-	-	-	-	-	-
Mike Comrie	3	-	-	-	-	-	-
Shean Donovan	3	-	-	-	-	-	-
Jason Smith	3	-	-	-	-	-	-

Bruins	GP	MINS	W-L-O	GA	GAA	SV%
Tim Thomas	3	184	3-0-0	7	2.28	.915
Manny Fernandez	3	179	2-1-0	9	3.02	.894

Senators	GP	MINS	W-L-O	GA	GAA	SV%
Alex Auld	3	178	1-2-0	8	2.70	.908
Brian Elliott	1	65	0-0-1	3	2.77	.900
Martin Gerber	2	118	0-2-0	9	4.58	.812

Bruins	1	2	3	OT	Total
Goals	7	7	8	0	22
Shots	56	63	44	4	167

Senators	1	2	3	OT	Total
Goals	6	5	5	0	16
Shots	61	41	63	2	167

Power Play:	26.3%	(5/19)
Penalty Killing:	86.4%	(3/22)

Power Play:	13.6%	(3/22)
Penalty Killing:	73.7%	(5/19)





BOSTON BRUINS vs. PHILADELPHIA FLYERS

2008-09 Season Series



At Boston

Feb. 7 Phi 4 at Bos 3 (OT: Jones)
Mar. 3 Phi 4 at Bos 2 (GW: Knuble)

At Philadelphia

Feb. 4 Bos 3 at Phi 1 (GW: Krejci)
Mar. 29 Bos 4 at Phi 3 (GW: Recchi)

Bruins	GP	G	A	PTS	PIM	PP	SH
David Krejci	4	1	4	5	-	-	-
Dennis Wideman	4	2	1	3	8	1	-
Milan Lucic	3	2	1	3	-	-	-
Patrice Bergeron	4	1	2	3	-	1	-
Zdeno Chara	4	-	3	3	4	-	-
Mark Stuart	4	-	3	3	2	-	-
Byron Bitz	3	1	1	2	2	-	-
Michael Ryder	3	1	1	2	2	-	-
Chuck Kobasew	4	1	1	2	4	-	-
Marc Savard	4	1	1	2	-	-	-
Shane Hnidy	3	-	2	2	-	-	-
Mark Recchi	1	1	-	1	-	-	-
Stephane Yelle	4	1	-	1	-	1	-
Petteri Nokelainen	1	-	1	1	-	-	-
Andrew Ference	4	-	1	1	5	-	-
Blake Wheeler	4	-	1	1	8	-	-
Steve Montador	1	-	-	-	5	-	-
Matt Hunwick	3	-	-	-	2	-	-
Phil Kessel	3	-	-	-	-	-	-
Aaron Ward	3	-	-	-	-	-	-
P.J. Axelsson	4	-	-	-	-	-	-
Shawn Thornton	4	-	-	-	-	-	-

Flyers	GP	G	A	PTS	PIM	PP	SH
Simon Gagne	4	4	1	5	-	2	-
Mike Knuble	4	1	4	5	2	-	-
Scott Hartnell	4	2	1	3	13	1	-
Mike Richards	2	1	2	3	2	-	-
Claude Giroux	4	1	2	3	4	-	-
Arron Asham	4	-	2	2	-	-	-
Jeff Carter	4	-	2	2	2	-	-
Joffrey Lupul	4	-	2	2	4	-	-
Ryan Parent	4	-	2	2	2	-	-
Scottie Upshall	1	1	-	1	-	-	-
Glen Metropolit	2	1	-	1	-	-	-
Randy Jones	4	1	-	1	-	-	-
Daniel Briere	2	-	1	1	-	-	-
Braydon Coburn	3	-	1	1	2	-	-
Andrew Alberts	4	-	1	1	-	-	-
Daniel Carcillo	1	-	-	-	5	-	-
Lasse Kukkonen	1	-	-	-	-	-	-
Andreas Nodl	1	-	-	-	-	-	-
Jared Ross	2	-	-	-	-	-	-
Ossi Vaananen	2	-	-	-	-	-	-
Riley Cote	3	-	-	-	-	-	-
Matthew Carle	4	-	-	-	2	-	-
Darroll Powe	4	-	-	-	2	-	-
Kimmo Timonen	4	-	-	-	-	-	-

Bruins	GP	MINS	W-L-O	GA	GAA	SV%
Tim Thomas	2	120	2-0-0	4	2.00	.946
Manny Fernandez	2	122	0-1-1	8	3.93	.857

Flyers	GP	MINS	W-L-O	GA	GAA	SV%
Antero Niittymaki	3	162	2-1-0	6	2.22	.922
Martin Biron	2	79	0-1-0	6	4.56	.875

Bruins	1	2	3	OT	Total
Goals	7	1	4	0	12
Shots	49	35	37	4	125

Flyers	1	2	3	OT	Total
Goals	2	5	4	1	12
Shots	49	41	38	2	130

Power Play: 18.8% (3/16)
Penalty Killing: 81.2% (3/16)

Power Play: 18.8% (3/16)
Penalty Killing: 81.2% (3/16)





BOSTON BRUINS vs. PHOENIX COYOTES

2008-09 Season Series



At Boston

Mar. 5 Phx 2 at Bos 1 (GW: Reinprecht)

At Phoenix

Bruins	GP	G	A	PTS	PIM	PP	SH	Coyotes	GP	G	A	PTS	PIM	PP	SH
Chuck Kobasew	1	1	-	1	-	-	-	Steven Reinprecht	1	1	-	1	-	-	-
P.J. Axelsson	1	-	1	1	-	-	-	Scottie Upshall	1	1	-	1	-	1	-
Patrice Bergeron	1	-	1	1	-	-	-	Nigel Dawes	1	-	1	1	-	-	-
Zdeno Chara	1	-	-	-	2	-	-	Joakim Lindstrom	1	-	1	1	-	-	-
Andrew Ference	1	-	-	-	2	-	-	Peter Mueller	1	-	1	1	-	-	-
Phil Kessel	1	-	-	-	-	-	-	Mikkel Boedker	1	-	-	-	-	-	-
David Krejci	1	-	-	-	-	-	-	Shane Doan	1	-	-	-	2	-	-
Milan Lucic	1	-	-	-	-	-	-	Martin Hanzal	1	-	-	-	-	-	-
Steve Montador	1	-	-	-	-	-	-	Ed Jovanovski	1	-	-	-	-	-	-
Mark Recchi	1	-	-	-	-	-	-	Dmitri Kalinin	1	-	-	-	-	-	-
Michael Ryder	1	-	-	-	-	-	-	Ken Klee	1	-	-	-	2	-	-
Marc Savard	1	-	-	-	-	-	-	Matthew Lombardi	1	-	-	-	-	-	-
Mark Stuart	1	-	-	-	-	-	-	Zbynek Michalek	1	-	-	-	-	-	-
Shawn Thornton	1	-	-	-	-	-	-	Petr Prucha	1	-	-	-	-	-	-
Aaron Ward	1	-	-	-	-	-	-	Kurt Sauer	1	-	-	-	-	-	-
Blake Wheeler	1	-	-	-	-	-	-	Viktor Tikhonov	1	-	-	-	2	-	-
Dennis Wideman	1	-	-	-	-	-	-	Kyle Turris	1	-	-	-	-	-	-
Stephane Yelle	1	-	-	-	-	-	-	Keith Yandle	1	-	-	-	-	-	-

Bruins	GP	MINS	W-L-O	GA	GAA	SV%
Tim Thomas	1	59	0-1-0	2	2.03	.889

Coyotes	GP	MINS	W-L-O	GA	GAA	SV%
Ilja Bryzgalov	1	60	1-0-0	1	1.00	.962

Bruins	1	2	3	OT	Total
Goals	1	0	0	-	1
Shots	9	6	11	-	26

Coyotes	1	2	3	OT	Total
Goals	1	1	0	-	2
Shots	6	8	4	-	18

Power Play:	0.0%	(0/3)
Penalty Killing:	50.0%	(1/2)

Power Play:	50.0%	(1/2)
Penalty Killing:	100.0%	(0/3)





BOSTON BRUINS vs. PITTSBURGH PENGUINS

2008-09 Season Series



At Boston

Oct. 20 Pit 2 at Bos 1 (SO: Malkin)
Jan. 1 Pit 2 at Bos 4 (GW: Lucic)

At Pittsburgh

Dec. 30 Bos 5 at Pit 2 (GW: Kessel)
Mar. 15 Bos 4 at Pit 6 (GW: Sykora)

Bruins	GP	G	A	PTS	PIM	PP	SH
Marc Savard	4	2	3	5	6	1	-
P.J. Axelsson	3	1	3	4	2	1	-
David Krejci	4	1	3	4	2	-	-
Dennis Wideman	4	1	3	4	8	-	-
Phil Kessel	4	3	-	3	2	1	-
Zdeno Chara	4	1	2	3	-	1	-
Blake Wheeler	4	1	2	3	4	-	1
Michael Ryder	4	1	1	2	-	1	-
Chuck Kobasew	3	-	2	2	-	-	-
Stephane Yelle	3	-	2	2	2	-	-
Mark Recchi	1	1	-	1	-	-	-
Martin St. Pierre	2	1	-	1	-	-	1
Milan Lucic	4	1	-	1	9	-	-
Andrew Ference	2	-	1	1	-	-	-
Mark Stuart	4	-	1	1	-	-	-
Byron Bitz	1	-	-	-	-	-	-
Steve Montador	1	-	-	-	4	-	-
Petteri Nokelainen	1	-	-	-	-	-	-
Marco Sturm	1	-	-	-	-	-	-
Patrice Bergeron	2	-	-	-	-	-	-
Matt Hunwick	2	-	-	-	2	-	-
Shane Hnidy	3	-	-	-	2	-	-
Vladimir Sobotka	3	-	-	-	2	-	-
Shawn Thornton	4	-	-	-	5	-	-
Aaron Ward	4	-	-	-	2	-	-

Penguins	GP	G	A	PTS	PIM	PP	SH
Sidney Crosby	4	-	5	5	4	-	-
Chris Kunitz	1	2	1	3	-	1	-
Bill Guerin	1	1	2	3	-	-	-
Petr Sykora	4	2	-	2	6	-	-
Dustin Jeffrey	2	1	1	2	-	-	-
Miroslav Satan	3	1	1	2	2	-	-
Pascal Dupuis	4	1	1	2	2	-	-
Ruslan Fedotenko	4	1	1	2	-	-	-
Jordan Staal	4	1	1	2	4	-	-
Evgeni Malkin	4	-	2	2	6	-	-
Sergei Gonchar	1	1	-	1	-	1	-
Tim Wallace	2	-	1	1	5	-	-
Alex Goligoski	3	-	1	1	4	-	-
Kris Letang	3	-	1	1	-	-	-
Paul Bissonnette	1	-	-	-	-	-	-
Philippe Boucher	1	-	-	-	-	-	-
Michael Zigomanis	1	-	-	-	-	-	-
Eric Godard	2	-	-	-	7	-	-
Tyler Kennedy	2	-	-	-	-	-	-
Ryan Whitney	2	-	-	-	-	-	-
Matt Cooke	3	-	-	-	8	-	-
Mark Eaton	4	-	-	-	2	-	-
Hal Gill	4	-	-	-	-	-	-
Brooks Orpik	4	-	-	-	4	-	-
Rob Scuderi	4	-	-	-	-	-	-
Maxime Talbot	4	-	-	-	8	-	-

Bruins	GP	MINS	W-L-O	GA	GAA	SV%
Manny Fernandez	1	60	1-0-0	2	2.00	.938
Tim Thomas	3	184	1-1-1	8	2.61	.919

Penguins	GP	MINS	W-L-O	GA	GAA	SV%
Dany Sabourin	2	124	1-1-0	4	1.94	.934
Mathieu Garon	1	60	1-0-0	4	4.00	.840
Marc-Andre Fleury	1	60	0-1-0	5	5.00	.875

Bruins	1	2	3	OT	Total
Goals	4	6	4	0	14
Shots	43	47	33	4	127

Penguins	1	2	3	OT	Total
Goals	5	1	5	0	11
Shots	46	37	45	4	132

Power Play: 21.7% (5/23)
Penalty Killing: 89.5% (2/19)

Power Play: 10.5% (2/19)
Penalty Killing: 78.3% (5/23)





BOSTON BRUINS vs. ST. LOUIS BLUES

2008-09 Season Series



At Boston

Jan. 19: StL 5 at Bos 4 (SO: Oshie)

At St. Louis

Dec. 21: Bos 6 at StL 3 (GW: Ryder)

Bruins	GP	G	A	PTS	PIM	PP	SH
David Krejci	2	-	5	5	-	-	-
Zdeno Chara	2	1	3	4	4	-	-
Michael Ryder	2	2	1	3	-	2	-
Blake Wheeler	2	2	1	3	-	-	1
P.J. Axelsson	2	1	2	3	2	1	-
Marc Savard	2	1	1	2	-	-	-
Phil Kessel	1	-	2	2	-	-	-
Shane Hnidy	2	1	-	1	-	1	-
Chuck Kobasew	2	1	-	1	-	-	-
Vladimir Sobotka	2	1	-	1	-	-	-
Milan Lucic	1	-	1	1	7	-	-
Martin St. Pierre	2	-	1	1	-	-	-
Dennis Wideman	2	-	1	1	2	-	-
Byron Bitz	1	-	-	-	-	-	-
Petteri Nokelainen	1	-	-	-	-	-	-
Matt Hunwick	2	-	-	-	2	-	-
Matt Lashoff	2	-	-	-	-	-	-
Mark Stuart	2	-	-	-	-	-	-
Shawn Thornton	2	-	-	-	-	-	-
Stephane Yelle	2	-	-	-	2	-	-

Blues	GP	G	A	PTS	PIM	PP	SH
Jay McClement	2	2	-	2	2	-	1
Brad Winchester	2	2	-	2	-	1	-
David Backes	2	1	1	2	4	-	-
David Perron	2	1	1	2	-	1	-
Keith Tkachuk	2	-	2	2	-	-	-
Jeff Woywitka	2	-	2	2	2	-	-
Yan Stastny	1	1	-	1	-	-	-
Roman Polak	1	-	1	1	-	-	-
Patrik Berglund	2	-	1	1	-	-	-
Carlo Colaiacovo	2	-	1	1	-	-	-
Alexander Steen	2	-	1	1	2	-	-
Tyson Strachan	2	-	1	1	-	-	-
Mike Weaver	2	-	1	1	-	-	-
Jay McKee	1	-	-	-	-	-	-
T.J. Oshie	1	-	-	-	-	-	-
Brad Boyes	2	-	-	-	-	-	-
Brandon Crombeen	2	-	-	-	-	-	-
Dan Hinote	2	-	-	-	4	-	-
Barret Jackman	2	-	-	-	-	-	-
Cam Janssen	2	-	-	-	-	-	-

Bruins	GP	MINS	W-L-O	GA	GAA	SV%
Manny Fernandez	1	60	1-0-0	3	3.00	.906
Tim Thomas	1	65	0-0-1	4	3.69	.871

Blues	GP	MINS	W-L-O	GA	GAA	SV%
Chris Mason	2	72	1-0-0	4	3.33	.862
Manny Legace	2	51	0-1-0	6	7.06	.760

Bruins	1	2	3	OT	Total
Goals	4	2	4	0	10
Shots	22	19	11	2	54

Power Play: 50.0% (4/8)
Penalty Killing: 66.7% (2/6)

Blues	1	2	3	OT	Total
Goals	3	2	2	0	7
Shots	15	15	33	0	63

Power Play: 33.3% (2/6)
Penalty Killing: 50.0% (4/8)





BOSTON BRUINS vs. SAN JOSE SHARKS

2008-09 Season Series



At Boston

Feb. 10: SJ 5 at Bos 2 (GW: Michalek)

At San Jose

Bruins	GP	G	A	PTS	PIM	PP	SH	Sharks	GP	G	A	PTS	PIM	PP	SH
Milan Lucic	1	2	-	2	-	-	-	Patrick Marleau	1	1	2	3	-	-	-
Petteri Nokelainen	1	-	1	1	-	-	-	Ryane Clowe	1	-	3	3	-	-	-
Marc Savard	1	-	1	1	-	-	-	Rob Blake	1	1	-	1	-	1	-
Dennis Wideman	1	-	1	1	-	-	-	Mike Grier	1	1	-	1	-	-	-
P.J. Axelsson	1	-	-	-	-	-	-	Milan Michalek	1	1	-	1	2	-	-
Patrice Bergeron	1	-	-	-	2	-	-	Joe Thornton	1	1	-	1	-	-	-
Byron Bitz	1	-	-	-	-	-	-	Dan Boyle	1	-	1	1	4	-	-
Zdeno Chara	1	-	-	-	-	-	-	Christian Ehrhoff	1	-	1	1	-	-	-
Andrew Ference	1	-	-	-	-	-	-	Tomas Plihal	1	-	1	1	-	-	-
Shane Hnidy	1	-	-	-	-	-	-	Devin Setoguchi	1	-	1	1	2	-	-
Phil Kessel	1	-	-	-	-	-	-	Marc-Edouard Vlasic	1	-	1	1	-	-	-
Chuck Kobasew	1	-	-	-	-	-	-	Jonathan Cheechoo	1	-	-	-	2	-	-
David Krejci	1	-	-	-	-	-	-	Marcel Goc	1	-	-	-	-	-	-
Mark Stuart	1	-	-	-	-	-	-	Claude Lemieux	1	-	-	-	-	-	-
Shawn Thornton	1	-	-	-	-	-	-	Jamie McGinn	1	-	-	-	-	-	-
Aaron Ward	1	-	-	-	-	-	-	Douglas Murray	1	-	-	-	-	-	-
Blake Wheeler	1	-	-	-	-	-	-	Joe Pavelski	1	-	-	-	-	-	-
Stephane Yelle	1	-	-	-	-	-	-	Alexei Semenov	1	-	-	-	-	-	-

Bruins	GP	MINS	W-L-O	GA	GAA	SV%
Tim Thomas	1	59	0-1-0	4	4.07	.867

Sharks	GP	MINS	W-L-O	GA	GAA	SV%
Evgeni Nabokov	1	60	1-0-0	2	2.00	.933

Bruins	1	2	3	OT	Total
Goals	2	0	0	-	2
Shots	13	10	7	-	30

Power Play:	0.0%	(0/5)
Penalty Killing:	0.0%	(1/1)

Sharks	1	2	3	OT	Total
Goals	1	0	4	-	5
Shots	6	13	12	-	31

Power Play:	100.0%	(1/1)
Penalty Killing:	100.0%	(0/5)





BOSTON BRUINS vs. TAMPA BAY LIGHTNING

2008-09 Season Series



At Boston

Dec. 8 TB 3 at Bos 5 (GW: Chara)
Mar. 31 TB 1 at Bos 3 (GW: Chara)

At Tampa Bay

Dec. 4 Bos 3 at TB 1 (GW: Krejci)
Feb. 22 Bos 3 at TB 4 (GW: Prospal)

Bruins	GP	G	A	PTS	PIM	PP	SH
Phil Kessel	3	4	1	5	-	-	-
Marc Savard	4	-	5	5	2	-	-
Zdeno Chara	4	3	1	4	7	2	-
David Krejci	4	1	3	4	6	-	1
Milan Lucic	4	1	2	3	7	1	-
Dennis Wideman	3	-	3	3	-	-	-
Chuck Kobasew	4	1	1	2	6	1	-
Blake Wheeler	4	1	1	2	2	-	-
Matt Hunwick	3	-	2	2	2	-	-
Patrice Bergeron	4	-	2	2	-	-	-
Andrew Ference	2	1	-	1	4	1	-
Michael Ryder	3	1	-	1	-	-	-
P.J. Axelsson	4	1	-	1	-	-	-
Aaron Ward	2	-	1	1	2	-	-
Shane Hnidy	3	-	1	1	2	-	-
Johnny Boychuk	1	-	-	-	-	-	-
Martins Karsums	1	-	-	-	-	-	-
Steve Montador	1	-	-	-	-	-	-
Mark Recchi	1	-	-	-	-	-	-
Byron Bitz	2	-	-	-	5	-	-
Matt Lashoff	2	-	-	-	-	-	-
Petteri Nokelainen	2	-	-	-	2	-	-
Shawn Thornton	3	-	-	-	9	-	-
Mark Stuart	4	-	-	-	5	-	-
Stephane Yelle	4	-	-	-	2	-	-

Lightning	GP	G	A	PTS	PIM	PP	SH
Martin St. Louis	4	1	2	3	-	-	-
Adam Hall	4	2	-	2	-	-	-
Jeff Halpern	2	1	1	2	2	-	-
Vincent Lecavalier	4	1	1	2	2	-	-
Evgeny Artyukhin	3	-	2	2	13	-	-
Steve Eminger	3	-	2	2	-	-	-
Ryan Malone	3	-	2	2	4	-	-
Pal Szczechura	2	1	-	1	-	-	-
Mark Recchi	3	1	-	1	-	-	-
Vaclav Prospal	4	1	-	1	-	1	-
Steven Stamkos	4	1	-	1	2	-	-
David Koci	1	-	1	1	5	-	-
Matt Lashoff	1	-	1	1	-	-	-
Josef Melichar	2	-	1	1	7	-	-
Andrej Meszaros	2	-	1	1	-	-	-
Matt Pettinger	2	-	1	1	-	-	-
Paul Ranger	2	-	1	1	2	-	-
Marek Malik	3	-	1	1	6	-	-
Ryan Craig	4	-	1	1	-	-	-
Brandon Bochenski	1	-	-	-	2	-	-
Martins Karsums	1	-	-	-	-	-	-
Mike Lundin	1	-	-	-	-	-	-
Cory Murphy	1	-	-	-	-	-	-
Richard Petiot	1	-	-	-	7	-	-
Gary Roberts	1	-	-	-	5	-	-
Noah Welch	1	-	-	-	2	-	-
Steve Downie	2	-	-	-	2	-	-
Jussi Jokinen	2	-	-	-	2	-	-
Radek Smolenak	2	-	-	-	-	-	-
Lukas Krejciek	3	-	-	-	-	-	-
Matt Smaby	3	-	-	-	-	-	-

Bruins	GP	MINS	W-L-O	GA	GAA	SV%
Tim Thomas	2	120	2-0-0	4	2.00	.933
Manny Fernandez	2	119	1-1-0	5	2.52	.884

Lightning	GP	MINS	W-L-O	GA	GAA	SV%
Karri Ramo	1	60	1-0-0	3	3.00	.930
Mike McKenna	1	60	0-1-0	3	3.00	.923
Mike Smith	2	118	0-2-0	6	3.05	.875

Bruins	1	2	3	OT	Total
Goals	6	5	3	-	14
Shots	46	42	44	-	132

Lightning	1	2	3	OT	Total
Goals	3	2	4	-	9
Shots	27	41	35	-	103

Power Play: 27.8% (5/18)
Penalty Killing: 94.4% (1/18)

Power Play: 5.6% (1/18)
Penalty Killing: 72.2% (5/18)





BOSTON BRUINS vs. TORONTO MAPLE LEAFS

2008-09 Season Series



At Boston

Oct. 23	Tor	4	at	Bos	2	(GW: Stralman)
Nov. 6	Tor	2	at	Bos	5	(GW: Wheeler)
Dec. 18	Tor	5	at	Bos	8	(GW: Kessel)

At Toronto

Nov. 17	Bos	3	at	Tor	2	(GW: Ryder)
Jan. 21	Bos	4	at	Tor	3	(SO: Ryder)
Mar. 28	Bos	7	at	Tor	5	(GW: Krejci)

Bruins	GP	G	A	PTS	PIM	PP	SH	Maple Leafs	GP	G	A	PTS	PIM	PP	SH
David Krejci	6	4	5	9	2	2	-	Jason Blake	5	3	3	6	-	1	-
Marc Savard	6	1	8	9	6	1	-	Alexei Ponikarovsky	6	3	3	6	10	-	-
Blake Wheeler	6	6	1	7	4	1	-	Mikhail Grabovski	6	3	2	5	6	-	-
Dennis Wideman	6	2	5	7	-	2	-	Niklas Hagman	5	2	2	4	-	1	-
Michael Ryder	6	3	2	5	6	1	-	John Mitchell	5	1	3	4	5	1	-
Milan Lucic	5	-	5	5	9	-	-	Jeff Finger	4	-	4	4	6	-	-
P.J. Axelsson	6	-	5	5	2	-	-	Nik Antropov	5	2	1	3	2	-	-
Phil Kessel	4	3	1	4	2	-	-	Lee Stempniak	3	1	2	3	-	1	-
Zdeno Chara	6	2	2	4	4	1	-	Pavel Kubina	6	1	2	3	4	1	-
Marco Sturm	4	1	3	4	2	-	-	Nikolai Kulemin	6	1	2	3	6	-	-
Matt Hunwick	5	1	3	4	2	-	-	Dominic Moore	5	-	3	3	-	-	-
Aaron Ward	5	-	3	3	2	-	-	Ian White	5	-	3	3	-	-	-
Mark Recchi	1	2	-	2	-	2	-	Alexander Steen	3	1	1	2	2	-	-
Chuck Kobasew	4	1	1	2	2	-	-	Anton Stralman	3	1	1	2	2	-	-
Patrice Bergeron	5	1	1	2	-	-	-	Mike Van Ryn	3	1	1	2	-	1	-
Andrew Ference	3	-	2	2	2	-	-	Matt Stajan	6	-	2	2	-	-	-
Shawn Thornton	6	1	-	1	12	-	-	Brad May	2	1	-	1	-	-	-
Shane Hnidy	4	-	1	1	-	-	-	Phil Oreskovic	1	-	1	1	5	-	-
Mark Stuart	6	-	1	1	7	-	-	Tomas Kaberle	5	-	1	1	-	-	-
Byron Bitz	1	-	-	-	-	-	-	Jamal Mayers	5	-	1	1	5	-	-
Matt Lashoff	1	-	-	-	2	-	-	Carlo Colaiacovo	1	-	-	-	-	-	-
Steve Montador	1	-	-	-	5	-	-	Andre Deveau	1	-	-	-	7	-	-
Martin St. Pierre	1	-	-	-	2	-	-	Boyd Devereaux	1	-	-	-	-	-	-
Petteri Nokelainen	2	-	-	-	2	-	-	Jeffrey Hamilton	1	-	-	-	2	-	-
Vladimir Sobotka	2	-	-	-	-	-	-	Jay Harrison	1	-	-	-	-	-	-
Stephane Yelle	6	-	-	-	4	-	-	Jaime Sifers	1	-	-	-	-	-	-
								Jiri Tlustý	1	-	-	-	-	-	-
								Jeremy Williams	1	-	-	-	-	-	-
								Jonas Frogren	3	-	-	-	-	-	-
								Ryan Hollweg	3	-	-	-	-	-	-
								Luke Schenn	5	-	-	-	9	-	-

Bruins	GP	MINS	W-L-O	GA	GAA	SV%
Tim Thomas	5	285	4-1-0	15	3.16	.906
Manny Fernandez	2	80	1-0-0	5	3.75	.902

Maple Leafs	GP	MINS	W-L-O	GA	GAA	SV%
Vesa Toskala	5	267	1-2-1	16	3.60	.872
Curtis Joseph	2	61	0-1-0	5	4.93	.815
Justin Pogge	1	33	0-1-0	6	11.00	.700

Bruins	1	2	3	OT	Total
Goals	12	10	6	0	28
Shots	65	64	43	1	173

Maple Leafs	1	2	3	OT	Total
Goals	6	9	6	0	21
Shots	59	75	72	5	211

Power Play:	45.5%	(10/22)
Penalty Killing:	77.8%	(6/27)

Power Play:	22.2%	(6/27)
Penalty Killing:	54.5%	(10/22)





BOSTON BRUINS vs. VANCOUVER CANUCKS

2008-09 Season Series



At Boston

At Vancouver

Oct. 28: Bos | at Van 0 (GW: Ryder)

Bruins	GP	G	A	PTS	PIM	PP	SH	Canucks	GP	G	A	PTS	PIM	PP	SH
Michael Ryder			-		-	-	-	Steve Bernier		-	-	-	-	-	-
Marc Savard		-			-	-	-	Kevin Bieksa		-	-	-	-	-	-
Marco Sturm		-			-	-	-	Alex Burrows		-	-	-	-	-	-
P.J. Axelsson		-	-	-	-	-	-	Alexander Edler		-	-	-	-	-	-
Patrice Bergeron		-	-	-	-	-	-	Jannik Hansen		-	-	-	-	-	-
Zdeno Chara		-	-	-	-	-	-	Darcy Hordichuk		-	-	-	-	-	-
Andrew Ference		-	-	-	2	-	-	Ryan Johnson		-	-	-	-	-	-
Shane Hnidy		-	-	-	-	-	-	Ryan Kesler		-	-	-	-	-	-
Phil Kessel		-	-	-	-	-	-	Jason Krog		-	-	-	-	-	-
David Krejci		-	-	-	-	-	-	Willie Mitchell		-	-	-	-	-	-
Milan Lucic		-	-	-	-	-	-	Shane O'Brien		-	-	-	2	-	-
Petteri Nokelainen		-	-	-	-	-	-	Mattias Ohlund		-	-	-	2	-	-
Mark Stuart		-	-	-	2	-	-	Taylor Pyatt		-	-	-	-	-	-
Shawn Thornton		-	-	-	-	-	-	Mason Raymond		-	-	-	-	-	-
Aaron Ward		-	-	-	2	-	-	Sami Salo		-	-	-	-	-	-
Blake Wheeler		-	-	-	-	-	-	Daniel Sedin		-	-	-	-	-	-
Dennis Wideman		-	-	-	-	-	-	Henrik Sedin		-	-	-	-	-	-
Stephane Yelle		-	-	-	-	-	-	Kyle Wellwood		-	-	-	-	-	-

Bruins	GP	MINS	W-L-O	GA	GAA	SV%
Tim Thomas		60	1-0-0	0	0.00	1.000

Canucks	GP	MINS	W-L-O	GA	GAA	SV%
Roberto Luongo		59	0-1-0	1	1.02	.967

Bruins	I	2	3	OT	Total
Goals		0	0	-	
Shots	13	8	9	-	30

Power Play:	0.0%	(0/2)
Penalty Killing:	100.0%	(0/3)

Canucks	I	2	3	OT	Total
Goals	0	0	0	-	0
Shots	11	7	13	-	31

Power Play:	0.0%	(0/3)
Penalty Killing:	100.0%	(0/2)





BOSTON BRUINS vs. WASHINGTON CAPITALS

2008-09 Season Series



At Boston

Jan. 27	Wsh	2	at	Bos	3	(OT: Krejci)
Feb. 28	Wsh	4	at	Bos	3	(OT: Semin)

At Washington

Dec. 10	Bos	1	at	Wsh	3	(GW: Giroux)
Jan. 17	Bos	1	at	Wsh	2	(GW: Semin)

Bruins								Capitals							
GP	G	A	PTS	PIM	PP	SH		GP	G	A	PTS	PIM	PP	SH	
Marc Savard	4	2	3	5	8	2	-	Alexander Semin	4	2	3	5	4	-	-
Zdeno Chara	4	1	3	4	2	1	-	Mike Green	3	2	2	4	-	1	-
Phil Kessel	2	1	2	3	-	-	-	Alexander Ovechkin	4	2	2	4	4	-	-
Matt Hunwick	4	1	1	2	-	-	-	Nicklas Backstrom	4	2	1	3	6	2	-
Patrice Bergeron	3	-	2	2	-	-	-	Tomas Fleischmann	3	1	1	2	-	1	-
Milan Lucic	2	1	-	1	-	-	-	Michael Nylander	3	1	1	2	2	-	-
David Krejci	4	1	-	1	2	1	-	Tom Poti	2	-	2	2	-	-	-
Shawn Thornton	4	1	-	1	-	-	-	Viktor Kozlov	4	-	2	2	-	-	-
Chuck Kobasew	4	-	1	1	4	-	-	Brooks Laich	4	-	2	2	2	-	-
Dennis Wideman	4	-	1	1	6	-	-	Alexandre Giroux	1	1	-	1	-	-	-
Martin St. Pierre	1	-	-	-	-	-	-	Chris Clark	1	-	1	1	2	-	-
Vladimir Sobotka	1	-	-	-	-	-	-	Jeff Schultz	3	-	1	1	-	-	-
Andrew Ference	2	-	-	-	-	-	-	Matt Bradley	4	-	1	1	2	-	-
Matt Lashoff	2	-	-	-	4	-	-	Milan Jurcina	4	-	1	1	2	-	-
Aaron Ward	2	-	-	-	-	-	-	Sean Collins	1	-	-	-	2	-	-
Byron Bitz	3	-	-	-	5	-	-	Bryan Helmer	1	-	-	-	-	-	-
Petteri Nokelainen	3	-	-	-	2	-	-	Oskar Osala	1	-	-	-	-	-	-
Michael Ryder	3	-	-	-	2	-	-	Tyler Sloan	1	-	-	-	-	-	-
P.J. Axelsson	4	-	-	-	-	-	-	Eric Fehr	2	-	-	-	-	-	-
Shane Hnidy	4	-	-	-	-	-	-	Karl Alzner	3	-	-	-	-	-	-
Mark Stuart	4	-	-	-	-	-	-	John Erskine	3	-	-	-	2	-	-
Blake Wheeler	4	-	-	-	2	-	-	Sergei Fedorov	3	-	-	-	-	-	-
Stephane Yelle	4	-	-	-	4	-	-	Boyd Gordon	3	-	-	-	-	-	-
								Shaone Morrisonn	3	-	-	-	2	-	-
								David Steckel	3	-	-	-	-	-	-
								Donald Brashear	4	-	-	-	7	-	-

Bruins	GP	MINS	W-L-O	GA	GAA	SV%
Manny Fernandez	1	60	0-1-0	2	2.00	.920
Tim Thomas	3	181	1-1-1	8	2.65	.918

Capitals	GP	MINS	W-L-O	GA	GAA	SV%
Brent Johnson	1	60	1-0-0	1	1.00	.971
Jose Theodore	3	182	2-0-1	7	2.31	.921

Bruins	1	2	3	OT	Total
Goals	2	4	1	1	8
Shots	36	40	45	2	123

Capitals	1	2	3	OT	Total
Goals	4	3	3	1	11
Shots	39	43	39	3	124

Power Play:	25.0%	(4/16)
Penalty Killing:	77.8%	(4/18)

Power Play:	22.2%	(4/18)
Penalty Killing:	75.0%	(4/16)





BOSTON BRUINS vs. MONTREAL CANADIENS

2009 Conference Quarter-Final Series



At Boston

Apr. 16 Mtl 2 at Bos 4 (GW: Chara)
Apr. 18 Mtl 1 at Bos 5 (GW: Kobasew)

At Montreal

Apr. 20 Bos 4 at Mtl 2 (GW: Ryder)
Apr. 22 Bos 4 at Mtl 1 (GW: Krejci)

Bruins	GP	G	A	PTS	PIM	PP	SH	Canadiens	GP	G	A	PTS	PIM	PP	SH
Michael Ryder	4	4	3	7	2	1	-	Alex Kovalev	4	2	1	3	2	-	-
Phil Kessel	4	4	2	6	4	-	-	Saku Koivu	4	-	3	3	2	-	-
David Krejci	4	2	3	5	-	-	-	Christopher Higgins	4	2	-	2	2	-	-
Marc Savard	4	2	3	5	-	2	-	Yannick Weber	3	1	1	2	-	-	-
Dennis Wideman	4	-	4	4	-	-	-	Glen Metropolit	4	-	2	2	2	-	-
Chuck Kobasew	4	2	1	3	4	-	-	Andrei Kostitsyn	4	1	-	1	2	-	-
Milan Lucic	4	-	3	3	31	-	-	Alex Tanguay	2	-	1	1	2	-	-
Zdeno Chara	4	1	1	2	-	1	-	Josh Gorges	4	-	1	1	7	-	-
Patrice Bergeron	4	-	2	2	11	-	-	Tom Kostopoulos	4	-	1	1	4	-	-
Shane Hnidy	3	1	-	1	-	-	-	Francis Bouillon	1	-	-	-	-	-	-
Shawn Thornton	4	1	-	1	-	-	-	Sergei Kostitsyn	1	-	-	-	2	-	-
Byron Bitz	1	-	1	1	2	-	-	Patrice Brisebois	1	-	-	-	-	-	-
Steve Montador	4	-	1	1	12	-	-	Mathieu Schneider	2	-	-	-	4	-	-
Mark Recchi	4	-	1	1	2	-	-	Gregory Stewart	2	-	-	-	2	-	-
P.J. Axelsson	4	-	1	1	-	-	-	Ryan O'Byrne	2	-	-	-	2	-	-
Mark Stuart	4	-	1	1	2	-	-	Tomas Plekanec	3	-	-	-	4	-	-
Stephane Yelle	4	-	1	1	2	-	-	Matt D'Agostini	3	-	-	-	-	-	-
Matt Hunwick	1	-	-	-	-	-	-	Maxim Lapierre	4	-	-	-	26	-	-
Blake Wheeler	4	-	-	-	-	-	-	Guillaume Latendresse	4	-	-	-	12	-	-
Aaron Ward	4	-	-	-	-	-	-	Mike Komisarek	4	-	-	-	20	-	-
								Georges Laraque	4	-	-	-	4	-	-
								Mathieu Dandenault	4	-	-	-	-	-	-
								Roman Hamrlik	4	-	-	-	2	-	-

Bruins	GP	MINS	W-L	GA	GAA	SV%
Tim Thomas	4	240	4-0	6	1.60	.946

Canadiens	GP	MINS	W-L	GA	GAA	SV%
Jaroslav Halak	1	20	0-0	0	0.00	1.000
Carey Price	4	219	0-4	15	4.11	.878

Bruins	1	2	3	OT	Total
Goals	7	7	3	-	17
Shots	44	51	35	-	130

Power Play: 25.0% (4/16)
Penalty Killing: 100.0% (0/8)

Canadiens	1	2	3	OT	Total
Goals	3	3	0	-	6
Shots	46	37	28	-	111

Power Play: 0.0% (0/8)
Penalty Killing: 75.0% (4/16)





BOSTON BRUINS vs. CAROLINA HURRICANES

2009 Conference Semi-Final Series



At Boston

May	1	Car	1	at	Bos	4	(GW: Savard)
May	3	Car	3	at	Bos	0	(GW: Corvo)
May	10	Car	0	at	Bos	4	(GW: Recchi)
May	14	Car	3	at	Bos	2	(OT: Walker)

At Carolina

May	6	Bos	2	at	Car	3	(OT: Jokinen)
May	8	Bos	1	at	Car	4	(GW: Jokinen)
May	12	Bos	4	at	Car	2	(GW: Savard)

Bruins	GP	G	A	PTS	PIM	PP	SH	Hurricanes	GP	G	A	PTS	PIM	PP	SH
Marc Savard	7	4	4	8	4	1	-	Eric Staal	7	4	2	6	-	2	-
Milan Lucic	7	3	3	6	12	-	-	Jussi Jokinen	7	3	3	6	-	1	-
Michael Ryder	7	1	5	6	6	-	-	Sergei Samsonov	6	4	1	5	6	-	-
Mark Recchi	7	3	2	5	-	1	-	Scott Walker	7	1	2	3	17	-	-
Phil Kessel	7	2	3	5	-	-	-	Joe Corvo	7	1	2	3	-	-	-
Chuck Kobasew	7	1	2	3	10	-	-	Joni Pitkanen	7	-	3	3	6	-	-
Patrice Bergeron	7	-	3	3	-	-	-	Matt Cullen	7	2	-	2	4	-	1
Dennis Wideman	7	-	3	3	4	-	-	Rod Brind'Amour	7	1	1	2	2	-	-
David Krejci	7	-	3	3	2	-	-	Chad LaRose	7	-	2	2	4	-	-
Steve Montador	7	1	1	2	6	-	-	Tuomo Ruutu	7	-	2	2	6	-	-
Zdeno Chara	7	-	2	2	12	-	-	Ray Whitney	7	-	2	2	2	-	-
Aaron Ward	7	1	-	1	2	-	-	Dennis Seidenberg	7	-	2	2	6	-	-
Byron Bitz	4	1	-	1	-	-	-	Erik Cole	7	-	2	2	10	-	-
Andrew Ference	3	-	-	-	4	-	-	Frantisek Kaberle	1	-	1	1	2	-	-
Shane Hnidy	4	-	-	-	-	-	-	Ryan Bayda	5	-	1	1	2	-	-
Blake Wheeler	4	-	-	-	-	-	-	Anton Babchuk	6	-	1	1	6	-	-
Shawn Thornton	6	-	-	-	6	-	-	Tim Gleason	7	-	1	1	4	-	-
P.J. Axelsson	7	-	-	-	2	-	-	Tim Conboy	2	-	-	-	9	-	-
Mark Stuart	7	-	-	-	5	-	-	Patrick Eaves	7	-	-	-	2	-	-
Stephane Yelle	7	-	-	-	-	-	-	Niclas Wallin	7	-	-	-	4	-	-

Bruins	GP	MINS	W-L	GA	GAA	SV%
Tim Thomas	7	440	3-4	15	2.05	.929

Hurricanes	GP	MINS	W-L	GA	GAA	SV%
Cam Ward	7	439	4-3	17	2.32	.915

Bruins	1	2	3	OT	Total
Goals	7	6	4	0	17
Shots	64	63	60	12	199

Hurricanes	1	2	3	OT	Total
Goals	3	6	5	2	16
Shots	75	62	65	11	213

Power Play:	7.4%	(2/27)
Penalty Killing:	84.2%	(3/19)

Power Play:	15.8%	(3/19)
Penalty Killing:	92.6%	(2/27)





NATIONAL HOCKEY LEAGUE

2008-09 Final Standings and Leaders



EASTERN CONFERENCE								WESTERN CONFERENCE							
Northeast	GP	W	L	O	PTS	GF	GA	Central	GP	W	L	O	PTS	GF	GA
Boston	82	53	19	10	116	274	196	Detroit	82	51	21	10	112	295	244
Montreal	82	41	30	11	93	249	247	Chicago	82	46	24	12	104	264	216
Buffalo	82	41	32	9	91	250	234	St. Louis	82	41	31	10	92	233	233
Ottawa	82	36	35	11	83	217	237	Columbus	82	41	31	10	92	226	230
Toronto	82	34	35	13	81	250	293	Nashville	82	40	34	8	88	213	233
Atlantic	GP	W	L	O	PTS	GF	GA	Northwest	GP	W	L	O	PTS	GF	GA
New Jersey	82	51	27	4	106	244	209	Vancouver	82	45	27	10	100	246	220
Pittsburgh	82	45	28	9	99	264	239	Calgary	82	46	30	6	98	254	248
Philadelphia	82	44	27	11	99	264	238	Minnesota	82	40	33	9	89	219	200
NY Rangers	82	43	30	9	95	210	218	Edmonton	82	38	35	9	85	234	248
NY Islanders	82	26	47	9	61	201	279	Colorado	82	32	45	5	69	199	257
Southeast	GP	W	L	O	PTS	GF	GA	Pacific	GP	W	L	O	PTS	GF	GA
Washington	82	50	24	8	108	272	245	San Jose	82	53	18	11	117	257	204
Carolina	82	45	30	7	97	239	226	Anaheim	82	42	33	7	91	245	238
Florida	82	41	30	11	93	234	231	Dallas	82	36	35	11	83	230	257
Atlanta	82	35	41	6	76	257	280	Phoenix	82	36	39	7	79	208	252
Tampa Bay	82	24	40	18	66	210	279	Los Angeles	82	34	37	11	79	207	234

NHL SCORING LEADERS					NHL GOAL LEADERS					NHL ASSIST LEADERS				
Player	Team	G	A	PTS	Player	Team	G	Player	Team	A				
Evgeni Malkin	Pittsburgh	35	78	113	Alex Ovechkin	Wsh	56	Evgeni Malkin	Pit	78				
Alex Ovechkin	Washington	56	54	110	Jeff Carter	Phi	46	Sidney Crosby	Pit	70				
Sidney Crosby	Pittsburgh	33	70	103	Zach Parise	NJ	45	Nicklas Backstrom	Wsh	66				
Pavel Datsyuk	Detroit	32	65	97	Ilya Kovalchuk	Atl	43	Ryan Getzlaf	Ana	66				
Zach Parise	New Jersey	45	49	94	Thomas Vanek	Buf	40	Pavel Datsyuk	Det	65				
Ilya Kovalchuk	Atlanta	43	48	91	Marian Hossa	Det	40	Marc Savard	Bos	63				
Ryan Getzlaf	Anaheim	25	66	91	Eric Staal	Car	40	Joe Thornton	SJ	61				
Jarome Iginla	Calgary	35	54	89	Rick Nash	Cmb	40	Henrik Sedin	Van	60				
Marc Savard	Boston	25	63	88	NHL WIN LEADERS					NHL GAA LEADERS				
Nicklas Backstrom	Washington	22	66	88	Goaltender	Team	Wins	Goaltender	Team	GAA				
Joe Thornton	San Jose	25	61	86	Miikka Kiprusoff	Cgy	45	Tim Thomas	Bos	2.10				
Jeff Carter	Philadelphia	46	38	84	Evgeni Nabokov	SJ	41	Steve Mason	Cmb	2.29				
Michael Cammalleri	Calgary	39	43	82	Cam Ward	Car	39	Niklas Backstrom	Min	2.33				
Daniel Sedin	Vancouver	31	51	82	Henrik Lundqvist	NYR	38	Nikolai Khabibulin	Chi	2.33				
Henrik Sedin	Vancouver	22	60	82	Niklas Backstrom	Min	37	Roberto Luongo	Van	2.34				
Martin St. Louis	Tampa Bay	30	50	80	Tim Thomas	Bos	36	Pekka Rinne	Nsh	2.38				
Mike Richards	Philadelphia	30	50	80	Marc-Andre Fleury	Pit	35	Jonas Hiller	Ana	2.39				
Rick Nash	Columbus	40	39	79	Ryan Miller	Buf	34	Scott Clemmensen	NI	2.39				
Alexander Semin	Washington	34	45	79										
Patrik Elias	New Jersey	31	47	78										

NHL CATEGORY LEADERS

Power Play Goals: 20, Thomas Vanek (Buffalo)
Shorthanded Goals: 7, Mike Richards (Philadelphia)
Game-Winning Goals: 12, Jeff Carter (Philadelphia)
Shooting Percentage: 21.0, Ryan Malone (Tampa Bay)
Shots: 528, Alex Ovechkin (Washington)
Plus/Minus: +37, David Krejci (Boston)
Defenseman Scoring: 31-42=73, Mike Green (Washington)
Rookie Scoring: 31-26=57, Bobby Ryan (Anaheim)
Goaltender Save Percentage: .933, Tim Thomas (Boston)



2009 STANLEY CUP TRAIL

EASTERN CONFERENCE QUARTER-FINAL SERIES

Team (Seed)		vs	Team (Seed)		GF	GA
Boston (1)	4	vs	Montreal (8)	0	17	6
Washington (2)	4	vs	NY Rangers (7)	3	19	11
Carolina (6)	4	vs	New Jersey (3)	3	17	15
Pittsburgh (4)	4	vs	Philadelphia (5)	2	18	15

WESTERN CONFERENCE QUARTER-FINAL SERIES

Team (Seed)		vs	Team (Seed)		GF	GA
Anaheim (8)	4	vs	San Jose (1)	2	18	10
Detroit (2)	4	vs	Columbus (7)	0	18	7
Vancouver (3)	4	vs	St. Louis (6)	0	11	5
Chicago (4)	4	vs	Calgary (5)	2	21	16

EASTERN CONFERENCE SEMI-FINAL SERIES

Team		vs	Team		GF	GA
Carolina	4	vs.	Boston	3	16	17
Pittsburgh	4	vs.	Washington	3	27	22

WESTERN CONFERENCE SEMI-FINAL SERIES

Team		vs	Team		GF	GA
Detroit	4	vs.	Anaheim	3	22	17
Chicago	4	vs.	Vancouver	2	23	19

EASTERN CONFERENCE CHAMPIONSHIP SERIES

Team		vs	Team		GF	GA
Pittsburgh	4	vs.	Carolina	0	20	9

WESTERN CONFERENCE CHAMPIONSHIP SERIES

Team		vs	Team		GF	GA
Detroit	4	vs.	Chicago	1	19	10

STANLEY CUP CHAMPIONSHIP SERIES

Team		vs	Team		GF	GA
Pittsburgh	4	vs.	Detroit	3	14	19

PLAYOFF SCORING LEADERS

Player	Team	GP	G	A	PTS
Evgeni Malkin	Pittsburgh	24	14	22	36
Sidney Crosby	Pittsburgh	24	15	16	31
Henrik Zetterberg	Detroit	23	11	13	24
Johan Franzen	Detroit	23	12	11	23
Alex Ovechkin	Washington	14	11	10	21
Ryan Getzlaf	Anaheim	13	4	14	18
Nicklas Lidstrom	Detroit	21	4	12	16
Valteri Filppula	Detroit	23	3	13	16
Eric Staal	Carolina	18	10	5	15
Dan Cleary	Detroit	23	9	6	15
Bill Guerin	Pittsburgh	24	7	8	15
Marian Hossa	Detroit	23	6	9	15
Martin Havlat	Chicago	16	5	10	15
Nicklas Backstrom	Washington	14	3	12	15
Patrick Kane	Chicago	16	9	5	14
Corey Perry	Anaheim	13	8	6	14
Ruslan Fedotenko	Pittsburgh	24	7	7	14
Alexander Semin	Washington	14	5	9	14
Sergei Gonchar	Pittsburgh	22	3	11	14
Chris Kunitz	Pittsburgh	24	1	13	14

NHL PLAYOFF CATEGORY LEADERS

Power Play Goals: 7, Evgeni Malkin (Pittsburgh)
Shorthanded Goals: 1 (seven players tied)
Game-Winning Goals: 3 (five players tied)
Plus/Minus: +17, Dan Cleary (Detroit)
Defenseman Scoring: 4-12=16, Nicklas Lidstrom (Detroit)
Rookie Scoring: 4-8=12, Kris Versteeg (Chicago)
Goaltender Wins: 16, Marc-Andre Fleury (Pittsburgh)
Goaltender Goals Against Average: 1.85, Tim Thomas (Boston)
Goaltender Save Percentage: .943, Jonas Hiller (Anaheim)



2008-2009 NHL TROPHY WINNERS

ZDENO CHARA
Boston Bruins



JAMES NORRIS MEMORIAL TROPHY

"To the defense player who demonstrates throughout the season the greatest all-around ability at the position."

TIM THOMAS
Boston Bruins



VEZINA TROPHY

"To the goalkeeper adjudged to be the best at his position."

CLAUDE JULIEN
Boston Bruins



JACK ADAMS AWARD

"To the NHL coach adjudged to have contributed the most to his team's success."

TIM THOMAS & MANNY FERNANDEZ
Boston Bruins




WILLIAM M. JENNINGS TROPHY

"To the goalkeeper(s) having played a minimum of 25 games for the team with the fewest goals scored against it."




L to R: Zdeno Chara, Tim Thomas, Manny Fernandez and Claude Julien pose with their trophies at the 2009 NHL Awards.



ALEX OVECHKIN
Washington Capitals

HART MEMORIAL TROPHY


"To the player adjudged to be the most valuable to his team."



EVGENI MALKIN
Pittsburgh Penguins

CONN SMYTHE TROPHY


"To the most valuable player for his team in the playoffs."



EVGENI MALKIN
Pittsburgh Penguins

ART ROSS TROPHY


"To the player who leads the league in scoring points at the end of the regular season."



PAVEL DATSYUK
Detroit Red Wings

LADY BYNG MEMORIAL TROPHY


"To the player who exhibits sportsmanship and gentlemanly conduct with playing ability."



ALEX OVECHKIN
Washington Capitals

MAURICE RICHARD TROPHY

"To the player who leads the league in goals scored at the end of the regular season."



PAVEL DATSYUK
Detroit Red Wings

FRANK J. SELKE TROPHY

"To the forward who best excels in the defensive aspects of the game."



STEVE MASON
Columbus Blue Jackets

CALDER MEMORIAL TROPHY

"To the player selected as the most proficient in his first year of competition in the NHL."



STEVE SULLIVAN
Nashville Predators

BILL MASTERTON MEMORIAL TROPHY

"To the player who exemplifies sportsmanship, perseverance & dedication to hockey."



REGULAR SEASON RECORDS



YEAR-BY-YEAR RECORDS

Season	W	L	T	OT	PTS	GF	GA	Division Finish	Overall NHL Finish
1924-25	6	24	0	-	12	49	119	6th	6th
1925-26	17	15	4	-	38	92	85	4th	4th
1926-27	21	20	3	-	45	97	89	2nd	4th
1927-28	20	13	11	-	51	77	70	1st	3rd
1928-29*	26	13	5	-	57	89	52	1st	2nd
1929-30	38	5	1	-	77	179	98	1st	1st
1930-31	28	10	6	-	62	143	90	1st	1st
1931-32	15	21	12	-	42	122	117	4th	7th
1932-33	25	15	8	-	58	124	88	1st	1st
1933-34	18	25	5	-	41	111	130	4th	7th
1934-35	26	16	6	-	58	129	112	1st	2nd
1935-36	22	20	6	-	50	92	83	2nd	4th
1936-37	23	18	7	-	53	120	110	2nd	3rd
1937-38	30	11	7	-	67	142	89	1st	1st
1938-39*	36	10	2	-	74	156	76	1st	1st
1939-40	31	12	5	-	67	170	98	1st	1st
1940-41*	27	8	13	-	67	168	102	1st	1st
1941-42	25	17	6	-	56	160	118	3rd	3rd
1942-43	24	17	9	-	57	195	176	2nd	2nd
1943-44	19	26	5	-	43	223	268	5th	5th
1944-45	16	30	4	-	36	179	219	4th	4th
1945-46	24	18	8	-	56	167	156	2nd	2nd
1946-47	26	23	11	-	63	190	175	3rd	3rd
1947-48	23	24	13	-	59	167	168	3rd	3rd
1948-49	29	23	8	-	66	178	163	2nd	2nd
1949-50	22	32	16	-	60	198	228	5th	5th
1950-51	22	30	18	-	62	178	197	4th	4th
1951-52	25	29	16	-	66	162	176	4th	4th
1952-53	28	29	13	-	69	152	172	3rd	3rd
1953-54	32	28	10	-	74	177	181	4th	4th
1954-55	23	26	21	-	67	169	188	4th	4th
1955-56	23	34	13	-	59	147	185	5th	5th
1956-57	34	24	12	-	80	195	174	3rd	3rd
1957-58	27	28	15	-	69	199	194	4th	4th
1958-59	32	29	9	-	73	205	215	2nd	2nd
1959-60	28	34	8	-	64	220	241	5th	5th
1960-61	15	42	13	-	43	176	254	6th	6th
1961-62	15	47	8	-	38	177	306	6th	6th
1962-63	14	39	17	-	45	198	281	6th	6th
1963-64	18	40	12	-	48	170	212	6th	6th
1964-65	21	43	6	-	48	166	253	6th	6th
1965-66	21	43	6	-	48	174	275	5th	5th
1966-67	17	43	10	-	44	182	253	6th	6th
1967-68	37	27	10	-	84	259	216	3rd	3rd
1968-69	42	18	16	-	100	303	221	2nd	2nd
1969-70*	40	17	19	-	99	277	216	2nd	2nd
1970-71	57	14	7	-	121	399	207	1st	1st
1971-72*	54	13	11	-	119	330	204	1st	1st
1972-73	51	22	5	-	107	330	235	2nd	2nd
1973-74	52	17	9	-	113	349	221	1st	1st
1974-75	40	26	14	-	94	345	245	2nd	4th
1975-76	48	15	17	-	113	313	237	1st	3rd
1976-77	49	23	8	-	106	312	240	1st	3rd
1977-78	51	18	11	-	113	333	218	1st	2nd
1978-79	43	23	14	-	100	316	270	1st	3rd
1979-80	46	21	13	-	105	310	234	2nd	4th
1980-81	37	30	13	-	87	316	272	2nd	8th
1981-82	43	27	10	-	96	323	285	2nd	4th
1982-83	50	20	10	-	110	327	228	1st	1st
1983-84	49	25	6	-	104	336	261	1st	3rd
1984-85	36	34	10	-	82	303	287	4th	12th
1985-86	37	31	12	-	86	311	288	3rd	9th
1986-87	39	34	7	-	85	301	276	3rd	8th
1987-88	44	30	6	-	94	300	251	2nd	4th
1988-89	37	29	14	-	88	289	256	2nd	5th
1989-90	46	25	9	-	101	289	232	1st	1st
1990-91	44	24	12	-	100	299	264	1st	5th

* - won Stanley Cup



YEAR-BY-YEAR RECORDS

Season	W	L	T	OT	PTS	GF	GA	Division Finish	Overall NHL Finish
1991-92	36	32	12	-	84	270	275	2nd	9th
1992-93	51	26	7	-	109	332	268	1st	2nd
1993-94	42	29	13	-	97	289	252	2nd	7th
1994-95	27	18	3	-	57	150	127	3rd	6th
1995-96	40	31	11	-	91	282	269	2nd	8th
1996-97	26	47	9	-	61	234	300	6th	26th
1997-98	39	30	13	-	91	221	194	2nd	9th
1998-99	39	30	13	-	91	214	181	3rd	8th
1999-2000	24	33	19	6	73	210	248	5th	24th
2000-01	36	30	8	8	88	227	249	4th	18th
2001-02	43	24	6	9	101	236	201	1st	2nd
2002-03	36	31	11	4	87	245	237	3rd	15th
2003-04	41	19	15	7	104	209	188	1st	4th
2004-05	--	--	--	-	--	--	--	--	--
2005-06	29	37	-	16	74	230	266	5th	26th
2006-07	35	41	-	6	76	219	289	5th	23rd
2007-08	41	29	-	12	94	212	222	3rd	15th
2008-09	53	19	-	10	116	274	196	1st	2nd
	2,722	1,123	791	78	6,313	18,388	16,862		

YEAR-BY-YEAR HOME & ROAD RECORDS

Season	Home							Road						
	W	L	T	OT	PTS	GF	GA	W	L	T	OT	PTS	GF	GA
1924-25	3	12	0	-	6	22	57	3	12	0	-	6	27	62
1925-26	10	7	1	-	21	40	34	7	8	3	-	17	52	51
1926-27	15	7	0	-	30	58	34	6	13	3	-	15	39	55
1927-28	13	4	5	-	31	44	28	7	9	6	-	20	33	42
1928-29	15	6	1	-	31	51	24	11	7	4	-	26	38	28
1929-30	21	1	0	-	42	98	41	17	4	1	-	35	81	57
1930-31	16	1	5	-	37	81	38	12	9	1	-	25	62	52
1931-32	11	10	3	-	25	80	64	4	11	9	-	17	42	53
1932-33	19	2	3	-	41	81	35	6	13	5	-	17	43	53
1933-34	11	11	2	-	24	53	51	7	14	3	-	17	58	79
1934-35	17	7	0	-	34	75	56	9	9	6	-	24	54	56
1935-36	15	8	1	-	31	47	32	7	12	5	-	19	45	51
1936-37	9	11	4	-	22	61	63	14	7	3	-	31	59	47
1937-38	18	3	3	-	39	78	36	12	8	4	-	28	64	53
1938-39	20	2	2	-	42	91	39	16	8	0	-	32	65	37
1939-40	20	3	1	-	41	110	42	11	9	4	-	26	60	56
1940-41	15	4	5	-	35	92	53	12	4	8	-	32	76	49
1941-42	17	4	3	-	37	97	48	8	13	3	-	19	63	70
1942-43	17	3	5	-	39	121	85	7	14	4	-	18	74	91
1943-44	15	8	2	-	32	120	112	4	18	3	-	11	103	156
1944-45	11	12	2	-	24	100	93	5	18	2	-	12	79	126
1945-46	11	5	4	-	26	97	68	13	13	4	-	30	70	88
1946-47	18	7	5	-	41	112	74	8	16	6	-	22	78	101
1947-48	12	8	10	-	34	85	80	11	16	3	-	25	82	88
1948-49	18	10	2	-	38	102	69	11	13	6	-	28	76	94
1949-50	15	12	8	-	38	112	98	7	20	8	-	22	86	130
1950-51	13	12	10	-	36	102	85	9	18	8	-	26	76	112
1951-52	15	12	8	-	38	84	77	10	17	8	-	28	78	99
1952-53	19	10	6	-	44	98	76	9	19	7	-	25	54	96
1953-54	22	8	5	-	49	99	68	10	20	5	-	25	78	113
1954-55	16	10	9	-	41	109	83	7	16	12	-	26	60	105
1955-56	14	14	7	-	35	83	84	9	20	6	-	24	64	101
1956-57	20	9	6	-	26	113	81	14	15	6	-	34	82	93
1957-58	15	14	6	-	36	108	99	12	14	9	-	33	91	95
1958-59	21	11	3	-	45	108	97	11	18	6	-	28	97	118
1959-60	21	11	3	-	45	135	102	7	23	5	-	19	85	139
1960-61	13	17	5	-	31	105	114	2	25	8	-	12	71	140
1961-62	9	22	4	-	22	91	139	6	25	4	-	16	86	167
1962-63	7	18	10	-	24	103	130	7	21	7	-	21	95	151
1963-64	13	15	7	-	33	98	101	5	25	5	-	15	72	111
1964-65	12	17	6	-	30	89	106	9	26	0	-	18	77	147



YEAR-BY-YEAR HOME & ROAD RECORDS

Season	Home							Road						
	W	L	T	OT	PTS	GF	GA	W	L	T	OT	PTS	GF	GA
1965-66	15	17	3	-	33	99	119	6	26	3	-	15	75	156
1966-67	10	21	4	-	24	105	129	7	22	6	-	20	77	124
1967-68	22	9	6	-	50	150	98	15	18	4	-	34	109	118
1968-69	29	3	6	-	64	182	98	13	15	10	-	36	121	123
1969-70	27	3	8	-	62	161	86	13	14	11	-	37	116	130
1970-71	33	4	2	-	68	214	101	24	10	5	-	53	185	106
1971-72	28	4	7	-	63	177	84	26	9	4	-	56	153	120
1972-73	27	10	2	-	56	185	111	24	12	3	-	51	145	124
1973-74	33	4	2	-	68	193	95	19	13	7	-	45	156	126
1974-75	29	5	6	-	64	211	101	11	21	8	-	30	134	144
1975-76	27	5	8	-	62	160	95	21	10	9	-	51	153	142
1976-77	27	7	6	-	60	169	118	22	16	2	-	46	143	122
1977-78	29	6	5	-	63	180	94	22	12	6	-	50	153	124
1978-79	25	10	5	-	55	171	123	18	13	9	-	45	145	147
1979-80	27	9	4	-	58	172	111	19	12	9	-	47	138	123
1980-81	26	10	4	-	56	182	124	11	20	9	-	31	134	148
1981-82	24	12	4	-	52	172	137	19	15	6	-	44	151	148
1982-83	28	6	6	-	62	172	100	22	14	4	-	48	155	128
1983-84	25	12	3	-	53	169	133	24	13	3	-	51	167	128
1984-85	21	15	4	-	46	155	127	15	19	6	-	36	148	160
1985-86	24	9	7	-	55	155	118	13	22	5	-	31	156	170
1986-87	25	11	4	-	54	174	132	14	23	3	-	31	127	144
1987-88	24	13	3	-	51	169	123	20	17	3	-	43	131	128
1988-89	17	15	8	-	42	141	135	20	14	6	-	46	148	121
1989-90	23	13	4	-	50	148	119	23	12	5	-	51	141	113
1990-91	26	9	5	-	57	170	108	18	15	7	-	43	129	156
1991-92	23	11	6	-	52	148	122	13	21	6	-	32	122	153
1992-93	29	10	3	-	61	171	128	22	16	4	-	48	161	140
1993-94	20	14	8	-	48	151	125	22	15	5	-	49	138	127
1994-95	15	7	2	-	32	82	55	12	11	1	-	25	68	72
1995-96	22	14	5	-	49	147	138	18	17	6	-	42	135	131
1996-97	14	20	7	-	35	123	139	12	27	2	-	26	111	161
1997-98	19	16	6	-	44	108	94	20	14	7	-	47	113	100
1998-99	22	10	9	-	53	112	79	17	20	4	-	38	102	102
1999-2000	12	17	11	1	36	99	118	12	16	8	5	37	111	130
2000-01	21	12	5	3	50	125	115	15	18	3	5	38	102	134
2001-02	23	11	2	5	53	126	104	20	13	4	4	48	110	97
2002-03	23	11	5	2	59	139	107	13	20	6	2	34	106	130
2003-04	18	12	9	2	47	94	99	23	7	6	5	57	115	89
2004-05	--	--	--	--	--	--	--	--	--	--	--	--	--	--
2005-06	16	15	-	10	42	115	125	13	22	-	6	32	115	141
2006-07	18	19	-	4	40	110	142	17	22	-	2	36	109	147
2007-08	21	16	-	4	46	100	96	20	13	-	8	48	112	126
2008-09	29	6	-	6	64	153	97	24	13	-	4	52	121	99
	1,618	831	376	37	3,649	10,089	7,701	1,104	1,292	415	41	2,664	8,299	9,161



Phil Kessel scored the 10,000th home goal in team history on Dec. 18, 2008 vs. Toronto.



P.J. Axelsson netted the deciding goal in the shootout to give Boston their 1,100th lifetime road victory on Feb. 5, 2009 in Ottawa.



YEAR-BY-YEAR CATEGORY LEADERS

Season	Points	Goals	Assists	Penalty Minutes
1924-25	24 Herberts	17 Herberts	7 Herberts	55 Herberts
1925-26	31 Cooper, Herberts	28 Cooper, Herberts	5 Cleghorn	70 Hitchman
1926-27	31 Fredrickson, H. Oliver	18 Fredrickson	13 Fredrickson	130 Shore
1927-28	18 H. Oliver	13 H. Oliver	6 Shore	165 SHORE
1928-29	23 H. Oliver	17 H. Oliver	8 Carson	96 Shore
1929-30	73 WEILAND	43 WEILAND	31 Gainor	105 Shore
1930-31	38 Weiland	25 Weiland	16 Shore	105 Shore
1931-32	39 Clapper	21 M. Barry	22 Clapper	80 Shore
1932-33	37 M. Barry	24 M. Barry	27 Shore	102 Shore
1933-34	39 M. Barry	27 M. Barry	17 N. Stewart	68 N. Stewart
1934-35	40 M. Barry, N. Stewart	21 Clapper	26 Shore	80 Siebert
1935-36	32 Beattie	14 Beattie	18 Beattie	66 Siebert
1936-37	35 Cowley	18 Sands	22 Cowley	94 Shields
1937-38	39 Cowley	20 Bauer	22 Cowley	54 Hollett
1938-39	42 Cowley	26 Conacher	34 Cowley	47 Shore
1939-40	52 M. SCHMIDT, DUMART	22 M. Schmidt	30 M. Schmidt	55 Shewchuk
1940-41	62 COWLEY	24 Conacher	45 Cowley	61 Des Smith
1941-42	37 Conacher	24 Conacher	23 Cowley	70 Des Smith
1942-43	72 Cowley	27 Cowley	45 Cowley	67 Chamberlain
1943-44	82 CAIN	36 Cain	46 Cain	75 Egan
1944-45	65 Cowley	32 Cain	40 Cowley	86 EGAN
1945-46	40 Gallinger	22 Dumart	23 Gallinger	62 Guidolin
1946-47	62 M. Schmidt	30 Bauer	35 M. Schmidt	89 Egan
1947-48	40 Warwick, Babando	23 Warwick	23 K. Smith	81 Egan
1948-49	49 Ronty, Warwick	22 Peirson	29 Ronty	92 Egan
1949-50	59 Ronty	27 Peirson	36 Ronty	122 Flaman
1950-51	61 M. Schmidt	22 M. Schmidt	39 M. Schmidt	119 Ezinicki
1951-52	50 M. Schmidt, Peirson	21 M. Schmidt	30 Peirson	127 KYLE
1952-53	44 Mackell	27 Mackell	23 M. Schmidt	69 Labine
1953-54	47 Mackell, Sandford	21 Peirson	32 Mackell	81 Armstrong
1954-55	42 Labine, McKenney	24 Labine	24 Mackell	150 FLAMAN
1955-56	37 Stasiuk	19 Stasiuk	24 McKenney	122 Armstrong
1956-57	60 McKenney	31 Chevrefils	39 McKenney	128 Labine
1957-58	66 Horvath	30 Horvath	40 Mackell	72 Mackell
1958-59	62 McKenney	32 McKenney	36 Bucyk	101 Flaman
1959-60	80 Horvath	39 HORVATH	49 McKenney	121 Stasiuk
1960-61	50 J.Toppazzini	26 McKenney	35 J.Toppazzini	95 Bartlett
1961-62	60 Bucyk	22 McKenney	40 Bucyk	116 T. Green
1962-63	66 Bucyk	27 Bucyk	40 M. Oliver	117 T. Green
1963-64	69 M. Oliver	24 M. Oliver	44 M. Oliver	145 T. Green
1964-65	55 Bucyk	26 Bucyk	29 Bucyk	156 T. Green
1965-66	60 M. Oliver	27 Bucyk	42 M. Oliver	113 T. Green
1966-67	48 Bucyk	20 H. Martin	30 Bucyk	112 Marotte
1967-68	84 Esposito	35 Esposito	49 Esposito	150 Awrey
1968-69	126 ESPOSITO	49 Esposito	77 Esposito	146 Sanderson
1969-70	120 ORR	43 ESPOSITO	87 ORR	125 Orr
1970-71	152 ESPOSITO	76 ESPOSITO	102 ORR	141 Awrey
1971-72	133 ESPOSITO	66 ESPOSITO	80 Orr	132 Dallas Smith
1972-73	130 ESPOSITO	55 ESPOSITO	75 Esposito	127 Vadnais
1973-74	145 ESPOSITO	68 ESPOSITO	90 ORR	123 Vadnais
1974-75	135 ORR	61 ESPOSITO	89 Orr	146 O'Reilly
1975-76	90 Ratelle	36 Bucyk	59 Ratelle	150 O'Reilly
1976-77	94 Ratelle	38 McNab	61 Ratelle	166 Milbury
1977-78	90 O'Reilly	41 McNab	61 O'Reilly	211 O'Reilly
1978-79	86 Middleton	38 Middleton	51 O'Reilly	205 O'Reilly
1979-80	92 Middleton, McNab	40 Middleton	52 Middleton	265 O'Reilly
1980-81	103 Middleton	44 Middleton	59 Middleton	223 O'Reilly
1981-82	94 Middleton	51 Middleton	49 Bourque	213 O'Reilly
1982-83	107 Pederson	49 Middleton	61 Pederson	216 Milbury
1983-84	116 Pederson	47 Middleton	77 Pederson	159 Milbury
1984-85	86 Bourque	33 Simmer	66 Bourque	263 Blum
1985-86	84 K. Crowder	38 K. Crowder	58 Linseman, Bourque	207 Markwart
1986-87	95 Bourque	36 Neely	72 Bourque	225 Markwart
1987-88	81 Bourque	42 Neely	64 Bourque	302 Miller
1988-89	75 Neely	37 Neely	46 Janney	218 Byers
1989-90	92 Neely	55 Neely	65 Bourque	159 Byers
1990-91	94 Bourque	51 Neely	73 Bourque	277 Nilan

Note -- All CAPS indicates player led league in that category.



YEAR-BY-YEAR CATEGORY LEADERS

Season	Points	Goals	Assists	Penalty Minutes
1991-92	81 Bourque	39 Ruzicka	60 Bourque	147 Leach
1992-93	142 Oates	45 Oates	97 OATES	191 Hughes
1993-94	112 Oates	50 Neely	80 Oates	152 Featherstone
1994-95	53 Oates	27 Neely	41 Oates	139 Hughes
1995-96	92 Oates	29 Tocchet	67 Oates	181 Tocchet
1996-97	76 Stumpel	25 Donato	55 Stumpel	197 Odgers
1997-98	83 Allison	33 Allison	50 Allison	199 Baumgartner
1998-99	76 Allison	29 Khristich	53 Allison	152 Belanger
1999-2000	60 Thornton	23 Thornton	37 Thornton	82 Thornton
2000-01	95 Allison	40 Guerin	59 Allison	229 Nazarov
2001-02	71 Murray	41 Murray, Guerin	50 Stumpel	174 Brown
2002-03	101 Thornton	44 Murray	65 Thornton	161 Oliwa
2003-04	73 Thornton	32 Murray	50 Thornton	132 Doull
2004-05	-- --	-- --	-- --	-- --
2005-06	73 Bergeron	31 Bergeron	43 Boyes	124 Gill
2006-07	96 Savard	28 Murray	74 Savard	124 Alberts
2007-08	78 Savard	27 Sturm	63 Savard	114 Chara
2008-09	88 Savard	36 Kessel	63 Savard	143 Montador

Note -- All CAPS indicates player led league in that category.

50-GOAL SCORERS

Goals	Player	Season
76	Phil Esposito	1970-71
68	Phil Esposito	1973-74
66	Phil Esposito	1971-72
61	Phil Esposito	1974-75
55	Phil Esposito	1972-73
55	Cam Neely	1989-90
51	John Bucyk	1970-71
51	Rick Middleton	1981-82
51	Cam Neely	1990-91
50	Ken R. Hodge	1973-74
50	Cam Neely	1993-94

100-POINT SEASONS

Points	Player	Season	G	A
152	Phil Esposito	1970-71	76	76
145	Phil Esposito	1973-74	68	77
142	Adam Oates	1992-93	45	97
139	Bobby Orr	1970-71	37	102
135	Bobby Orr	1974-75	46	89
133	Phil Esposito	1971-72	66	67
130	Phil Esposito	1972-73	55	75
127	Phil Esposito	1974-75	61	66
126	Phil Esposito	1968-69	49	77
122	Bobby Orr	1973-74	32	90
120	Bobby Orr	1969-70	33	87
117	Bobby Orr	1971-72	37	80
116	John Bucyk	1970-71	51	65
116	Barry Pederson	1983-84	39	77
112	Adam Oates	1993-94	32	80
107	Barry Pederson	1982-83	46	61
105	Ken R. Hodge	1970-71	43	62
105	Ken R. Hodge	1973-74	50	55
105	Jean Ratelle	1975-76	36	69
105	Rick Middleton	1983-84	47	58
103	Rick Middleton	1980-81	44	59
102	Joe Juneau	1992-93	32	70
101	Bobby Orr	1972-73	29	72
101	Joe Thornton	2002-03	36	65

LONGEST GOAL STREAKS

Games	Player	Season	Goals
9	Phil Esposito	1970-71	14
8	Cam Neely	1990-91	9
8	Cam Neely	1989-90	9
7	Geoff Courtnall	1985-86	7
7	Mike O'Connell	1983-84	7
7	Barry Pederson	1981-82	8
7	Ken R. Hodge	1973-74	8
7	John Bucyk	1965-66	7
6	10 x; last Phil Kessel	2008-09	7

LONGEST POINT STREAKS

Games	Player	Season	G	A
22	Bronco Horvath	1959-60	17	18
21	Adam Oates	1992-93	9	30
20	Adam Oates	1996-97	7	21
19	Ray Bourque	1987-88	6	21
18	Phil Kessel	2008-09	14	14
17	Ray Bourque	1984-85	4	24
16	Rick Middleton	1983-84	13	13
15	Ken Linseman	1985-86	4	20
15	Bobby Orr	1973-74	8	15
15	Phil Esposito	1973-74	19	15
15	Bobby Orr	1970-71	10	23



Phil Kessel's 18-game point streak was the league's longest such stretch in 2008-09 and was the fifth-longest in team history.



BESTS and WORSTS

1. Longest Winning Streak														
08-09	10		10-0-0	03-04	6		6-0-0-0	98-99	4		4-0-0	Five Longest		
07-08	6		6-0-0	02-03	5		5-0-0-0	97-98	5	2x	5-0-0	29-30	14	14-0-0
06-07	4	2x	4-0-0	01-02	6		6-0-0-0	96-97	3	2x	3-0-0	70-71	13	13-0-0
05-06	3	2x	3-0-0	00-01	4	2x	4-0-0-0	95-96	5		5-0-0	29-30	11	11-0-0
04-05	-		-	99-00	6		6-0-0-0	94-95	4		4-0-0	08-09	10	10-0-0
												72-73	10	10-0-0
2. Longest Unbeaten Streak														
08-09	10		10-0-0	03-04	7		6-0-1-0	98-99	8		6-0-2	Five Longest		
07-08	6		6-0-0	02-03	8		6-0-2-0	97-98	7		4-0-3	40-41	23	15-0-8
06-07	4	2x	4-0-0	01-02	6	2x	6-0-0-0	96-97	4	2x	3-0-1	68-69	18	13-0-5
05-06	3	2x	3-0-0	00-01	4		2-0-2-0	95-96	8		7-0-1	82-83	17	15-0-2
04-05	-		-	99-00	7		6-0-1-0	94-95	4	2x	4-0-0	77-78	17	15-0-2
												29-30	17	16-0-1
3. Longest Point Streak (includes overtime loss point)														
08-09	10	2x	10-0-0	03-04	12		8-0-2-2	98-99	8		6-0-2	Five Longest		
07-08	8		7-0-1	02-03	8		6-0-2-0	97-98	7		4-0-3	40-41	23	15-0-8
06-07	5		4-0-1	01-02	6	4x	6-0-0-0	96-97	4	2x	3-0-1	68-69	18	13-0-5
05-06	9		4-0-5	00-01	6		5-0-0-1	95-96	8		7-0-1	82-83	17	15-0-2
04-05	-		-	99-00	8		3-0-3-2	94-95	4	2x	4-0-0	77-78	17	15-0-2
												29-30	17	16-0-1
4. Longest Losing Streak														
08-09	4		0-2-2	03-04	3	2x	0-3-0-0	98-99	4		0-4-0	Five Longest		
07-08	4		0-4-0	02-03	5	2x	0-5-0-0	97-98	4		0-4-0	24-25	11	0-11-0
06-07	6		0-6-0	01-02	4	2x	0-4-0-0	96-97	7		0-7-0	55-56	8	0-8-0
05-06	6	2x	0-5-1	00-01	5		0-3-0-2	95-96	3		0-3-0	96-97	7	4x 0-7-0
04-05	-		-	99-00	5		0-4-0-1	94-95	3		0-3-0			
5. Longest Winless Streak														
08-09	4		0-2-2	03-04	6		0-4-2-0	98-99	8		0-6-2	Five Longest		
07-08	5		0-4-1	02-03	9		0-5-3-1	97-98	7		0-5-2	61-62	20	0-16-4
06-07	6		0-6-0	01-02	5	2x	0-4-1-0	96-97	10		0-8-2	62-63	16	0-10-6
05-06	6	2x	0-5-1	00-01	5	2x	0-4-1-0	95-96	3	5x	0-3-0	65-66	12	0-11-1
04-05	-		-	99-00	9		0-5-4-0	94-95	3	2x	0-2-1	63-64	11	3x 0-10-1
6. Longest Winning Streak, Home														
08-09	14		14-0-0	03-04	4	2x	4-0-0-0	98-99	5		5-0-0	Five Longest		
07-08	3	5x	3-0-0	02-03	8		8-0-0-0	97-98	4		4-0-0	29-30	20	20-0-0
06-07	3		3-0-0	01-02	5		5-0-0-0	96-97	2	4x	2-0-0	70-71	19	19-0-0
05-06	2	4x	2-0-0	00-01	5		5-0-0-0	95-96	5		5-0-0	75-76	16	16-0-0
04-05	-		-	99-00	6		6-0-0-0	94-95	5		5-0-0	73-74	15	15-0-0
												08-09	14	14-0-0
7. Longest Unbeaten Streak, Home														
08-09	14		14-0-0	03-04	6		5-0-1-0	98-99	5	4x	5-0-0	Five Longest		
07-08	3	5x	3-0-0	02-03	8		8-0-0-0	97-98	6		4-0-2	70-71	27	26-0-1
06-07	3		3-0-0	01-02	5		5-0-0-0	96-97	5		4-0-1	71-72	24	20-0-4
05-06	2	4x	2-0-0	00-01	5		5-0-0-0	95-96	5	2x	4-0-1	82-83	23	20-0-3
04-05	-		-	99-00	8		6-0-2-0	94-95	5		5-0-0	73-74	21	19-0-2
												75776	20	3x 16-0-4
8. Longest Point Streak, Home (includes overtime loss point)														
08-09	14		14-0-0	03-04	6	2x	5-0-1-0	98-99	5	4x	5-0-0	Five Longest		
07-08	4	2x	3-0-1	02-03	8		8-0-0-0	97-98	6		4-0-2	70-71	27	26-0-1
06-07	4		3-0-1	01-02	7		5-0-0-2	96-97	5		4-0-1	71-72	24	20-0-4
05-06	8		4-0-4	00-01	5	2x	5-0-0-0	95-96	5	2x	4-0-1	82-83	23	20-0-3
04-05	-		-	99-00	8		6-0-2-0	94-95	5		5-0-0	73-74	21	19-0-2
												75-76	20	3x 16-0-4
9. Longest Losing Streak, Home														
08-09	3		0-2-1	03-04	2	3x	0-1-0-1	98-99	2	2x	0-2-0	Five Longest		
07-08	4		0-4-0	02-03	2	3x	0-1-0-1	97-98	3		0-3-0	24-25	11	0-11-0
06-07	5		0-4-1	01-02	3		0-2-0-1	96-97	3	2x	0-3-0	06-07	5	6x 0-4-1
05-06	4		0-4-0	00-01	3	2x	0-3-0-0	95-96	3		0-3-0			
04-05	-		-	99-00	5		0-5-0-0	94-95	3		0-3-0			

Notes - In cases of multiple streaks in a season, record shown is last such streak of that season. Records shown are W-L-T through 1998-99; W-L-T-OL from 1999-00 through 2003-04; and W-L-OT from 2005-06 to present. The 2004-05 season was cancelled due to lockout.



BESTS and WORSTS

10. Longest Winless Streak, Home

08-09	3	0-2-1	03-04	9	0-5-4-0	98-99	5	0-4-1	Five Longest	24-25	11	0-11-0
07-08	4	0-4-0	02-03	4	0-2-1-1	97-98	5	0-3-2		03-04	9	5x 0-5-4-0
06-07	5	0-4-1	01-02	4	0-2-1-1	96-97	5	0-4-1				
05-06	4	0-4-0	00-01	5	0-2-2-1	95-96	3	2x 0-2-1				
04-05	-	-	99-00	9	0-5-4-0	94-95	3	0-3-0				

11. Longest Winning Streak, Road

08-09	7	7-0-0	03-04	6	6-0-0-0	98-99	3	2x 3-0-0	Five Longest	92-93	8	8-0-0
07-08	3	3x 3-0-0	02-03	3	3-0-0-0	97-98	6	6-0-0		71-72	8	8-0-0
06-07	4	2x 4-0-0	01-02	7	7-0-0-0	96-97	2	3x 2-0-0		08-09	7	7-0-0
05-06	5	5-0-0	00-01	2	4x 2-0-0-0	95-96	5	5-0-0		01-02	7	7-0-0-0
04-05	-	-	99-00	2	4x 2-0-0-0	94-95	2	3x 2-0-0		70-71	7	7-0-0

12. Longest Unbeaten Streak, Road

08-09	7	7-0-0	03-04	7	6-0-1-0	98-99	6	2x 5-0-1	Five Longest	40-41	15	9-0-6
07-08	3	3x 3-0-0	02-03	6	5-0-1-0	97-98	7	4-0-3		75-76	14	10-0-4
06-07	4	2x 4-0-0	01-02	7	7-0-0-0	96-97	2	3x 2-0-0		68-69	13	6-0-7
05-06	5	5-0-0	00-01	5	3-0-2-0	95-96	8	7-0-1		73-74	9	7-0-2
04-05	-	-	99-00	5	3-0-2-0	94-95	4	3-0-1		95-96	8	4x 7-0-1

13. Longest Point Streak, Road (includes overtime loss point)

08-09	7	7-0-0	03-04	11	6-0-3-2	98-99	6	5-0-1	Five Longest	40-41	15	9-0-6
07-08	7	6-0-1	02-03	9	6-0-2-1	97-98	7	4-0-3		75-76	14	10-0-4
06-07	4	2x 4-0-0	01-02	8	7-0-0-1	96-97	2	3x 2-0-0		68-69	13	6-0-7
05-06	5	5-0-0	00-01	6	4-0-1-1	95-96	8	7-0-1		03-04	11	6-0-3-2
04-05	-	-	99-00	8	3-0-2-3	94-95	4	3-0-1		02-03	9	2x 6-0-2-1

14. Longest Losing Streak, Road

08-09	5	0-5-0	03-04	3	0-1-0-2	98-99	5	0-5-0	Five Longest	64-65	14	0-14-0
07-08	3	0-3-0	02-03	5	0-5-0-0	97-98	3	0-3-0		65-66	12	0-12-0
06-07	7	0-7-0	01-02	4	0-2-0-2	96-97	8	0-8-0		05-06	11	0-9-2
05-06	11	0-9-2	00-01	8	0-8-0-0	95-96	4	0-4-0		00-01	8	3x 0-8-0-0
04-05	-	-	99-00	6	0-5-0-1	94-95	3	0-3-0				

15. Longest Winless Streak, Road

08-09	5	0-5-0	03-04	3	3x 0-1-2-0	98-99	6	0-5-1	Five Longest	66-67	14	0-11-3
07-08	5	0-2-3	02-03	6	0-4-2-0	97-98	5	0-3-2		64-65	14	0-14-0
06-07	7	0-7-0	01-02	4	2x 0-2-0-2	96-97	8	0-8-0		63-64	14	0-10-4
05-06	11	0-9-2	00-01	8	0-8-0-0	95-96	6	0-5-1		60-61	13	0-11-2
04-05	-	-	99-00	6	3x 0-5-0-1	94-95	3	0-3-0		55-56	13	0-10-3

Notes - In cases of multiple streaks in a season, record shown is last such streak of that season. Records shown are W-L-T through 1998-99; W-L-T-OL from 1999-00 through 2003-04; and W-L-OT from 2005-06 to present. The 2004-05 season was cancelled due to lockout.

16. Most Goals in a Period

GF						GA			GF						GA			GF						GA							
	1	2	3		1	2	3		1	2	3		1	2	3		1	2	3		1	2	3		1	2	3		1	2	3
08-09	4	4	5		4	4	4	03-04	4	3	4		3	3	4	98-99	3	3	5		4	4	3	93-94	5	5	4		3	5	5
07-08	3	3	4		6	4	3	02-03	4	4	4		4	4	4	97-98	4	3	3		4	4	2	92-93	4	4	5		4	5	4
06-07	3	3	3		3	6	5	01-02	4	4	3		4	3	3	96-97	4	5	3		4	4	3	91-92	3	5	4		4	5	4
05-06	3	4	3		3	3	4	00-01	4	3	4		3	4	3	95-96	4	4	4		3	4	4	90-91	4	4	5		5	4	6
04-05	-	-	-		-	-	-	99-00	4	4	3		4	6	4	94-95	4	5	4		3	3	3	89-90	3	4	4		4	5	4

17. Total & Average Attendance

08-09	698,638	17,040	03-04	630,469	15,377	98-99	668,020	16,293	93-94	576,996	14,073
07-08	630,770	15,385	02-03	616,197	15,029	97-98	619,191	15,102	92-93	583,562	14,233
06-07	605,352	14,765	01-02	631,456	15,401	96-97	637,575	15,551	91-92	570,957	14,274
05-06	664,673	16,212	00-01	632,746	15,433	95-96	716,443	17,474	90-91	573,607	14,340
04-05	-	-	99-00	669,237	16,323	94-95	343,218	14,301	89-90	572,571	14,314

Notes - 1989-90 through 1991-92 seasons had 40 home games; 1994-95 season had 24 home games; all other seasons had 41 home games. The 2004-05 season was cancelled due to lockout. The 1989-90 through 1994-95 seasons were in Boston Garden (capacity 14,448); 1995-96 season on were in TD Banknorth Garden (capacity 17,565; name changed to TD Garden effective in 2009-10 season).



BESTS and WORSTS

18. Power Play

	GF-Adv	%age	Rk		GF-Adv	%age	Rk		GF-Adv	%age	Rk		GF-Adv	%age	Rk
08-09	74-313	23.6	4	03-04	48-300	16.0	17	98-99	65-368	17.7	8	93-94	84-387	21.7	3
07-08	56-319	17.6	16	02-03	59-325	18.2	8	97-98	62-359	17.3	8	92-93	91-435	20.9	9
06-07	71-412	17.2	19	01-02	39-283	13.8	26	96-97	46-310	14.8	16	91-92	77-406	19.0	12
05-06	62-418	14.8	25	00-01	64-390	16.4	15	95-96	68-363	18.7	11	90-91	74-351	21.1	5
04-05	-	-	-	99-00	51-355	14.4	22	94-95	46-211	21.8	4	89-90	83-352	23.6	2

19. Penalty Killing

	GA-TS	%age	Rk		GA-TS	%age	Rk		GA-TS	%age	Rk		GA-TS	%age	Rk
08-09	54-306	82.4	12	03-04	55-335	83.6	17	98-99	33-305	89.2	1	93-94	58-378	84.7	1
07-08	71-332	78.6	28	02-03	65-375	82.7	18	97-98	44-285	84.6	15	92-93	70-413	83.1	5
06-07	81-442	81.7	19	01-02	45-349	87.1	1	96-97	56-308	81.8	21	91-92	72-363	80.2	13
05-06	78-479	83.7	12	00-01	65-377	82.8	18	95-96	67-341	80.4	20	90-91	64-368	82.6	7
04-05	-	-	-	99-00	55-268	79.5	27	94-95	24-183	86.9	1	89-90	53-316	83.2	2

20. Shorthanded Goals

	GF	GA		GF	GA		GF	GA		GF	GA
08-09	8	7	03-04	7	13	98-99	3	9	93-94	17	9
07-08	9	6	02-03	10	11	97-98	5	3	92-93	19	8
06-07	8	18	01-02	14	5	96-97	15	6	91-92	7	14
05-06	9	10	00-01	8	7	95-96	13	7	90-91	11	8
04-05	-	-	99-00	0	4	94-95	3	4	89-90	5	3

21. Penalty Minutes

	PIM	Bench	Avg		PIM	Bench	Avg		PIM	Bench	Avg		PIM	Bench	Avg
08-09	1016	12	12.5	03-04	1208	22	14.7	98-99	1182	6	14.4	93-94	1442	14	17.2
07-08	1069	18	13.0	02-03	1370	24	16.7	97-98	1117	12	13.6	92-93	1552	10	18.5
06-07	1256	24	15.3	01-02	1454	12	17.7	96-97	1369	4	16.7	91-92	1752	12	21.9
05-06	1162	12	14.3	00-01	1325	18	16.2	95-96	1039	10	12.7	90-91	1694	28	21.2
04-05	-	-	-	99-00	865	6	10.5	94-95	793	6	16.5	89-90	1458	20	18.2

22. Recent 0-0 Games

Date	Opponent	Date	Opponent	Date	Opponent
Mar. 9, 2008	at NY Rangers*	Feb. 24, 2004	at NY Islanders	Jan. 31, 1999	vs. Carolina
Oct. 20, 2007	vs. NY Rangers*	Jan. 13, 2000	vs. Buffalo	Nov. 7, 1998	at Pittsburgh
				Mar. 11, 1970	at Chicago

* -- Games were 0-0 following regulation and overtime period. Games were decided by shootout.

23. Recent Penalty-Free Games

Date	Score	Date	Score	Date	Score	Date	Score
Mar. 28, 2001	Bos 3 at Tor 0	Feb. 21, 1978	Bos 3 at Col 2	Feb. 19, 1977	Bos 0 at LA 2	Jan. 30, 1966	Mtl 3 at Bos 1

24. Neutral Site Game Results

Date	Score	Location	Date	Score	Location
Feb. 8, 1993	Bos 0 vs Pit 4	at Atlanta, Georgia	Dec. 31, 1993	Bos 3 vs Phi 4	at Minneapolis, Minnesota
Mar. 16, 1993	Bos 3 vs NJ 1	at Providence, Rhode Island	Apr. 3, 1994	Bos 2 vs Pit 6	at Cleveland, Ohio

DID YOU KNOW?

The 2003-04 season was the last NHL season in which games could end in a 0-0 tie. From the 2005-06 season forward, games that are tied after regulation and overtime are decided by a shootout format. The Bruins have had two games since 2005-06 that ended in 0-0 ties after 65 minutes of play but ended with 1-0 shootout decisions.

DID YOU KNOW?

In the 1992-93 and 1993-94 seasons, the NHL played an 84-game schedule. Teams played 41 games each on their home ice and on the road, while two games in each of those seasons were played at neutral sites. One of each of those games was deemed a 'home' and 'road' game for records purposes.



BESTS ...

MOST DECISIVE VICTORIES

11-Goal Decisions

Jan. 21, 1945	New York Rangers	3	at	Boston Bruins	14
Jan. 18, 1964	Boston Bruins	11	at	Toronto Maple Leafs	0
Dec. 14, 1974	Washington Capitals	1	at	Boston Bruins	12

10-Goal Decisions

Mar. 12, 1929	Chicago Blackhawks	1	at	Boston Bruins	11
Feb. 21, 1933	Montreal Canadiens	0	at	Boston Bruins	10
Jan. 2, 1944	Boston Bruins	13	at	New York Rangers	3
Dec. 20, 1979	Toronto Maple Leafs	0	at	Boston Bruins	10

9-Goal Decisions

Feb. 12, 1947	New York Rangers	1	at	Boston Bruins	10
Jan. 24, 1953	New York Rangers	0	at	Boston Bruins	9
Feb. 27, 1969	Boston Bruins	9	at	Oakland Seals	0
Nov. 14, 1971	Los Angeles Kings	2	at	Boston Bruins	11
Nov. 7, 1981	Boston Bruins	10	at	Quebec Nordiques	1
Dec. 22, 1987	Buffalo Sabres	0	at	Boston Bruins	9

WORSTS ...

MOST DECISIVE DEFEATS

9-Goal Decisions

Dec. 22, 1924	Toronto Maple Leafs	10	at	Boston Bruins	1
Nov. 21, 1943	Boston Bruins	4	at	Montreal Canadiens	13
Jan. 8, 1944	Boston Bruins	3	at	Toronto Maple Leafs	12
Dec. 11, 1952	Detroit Red Wings	10	at	Boston Bruins	1
Dec. 4, 1965	Chicago Blackhawks	10	at	Boston Bruins	1
Mar. 15, 1967	Boston Bruins	2	at	Montreal Canadiens	11
Feb. 23, 1969	Boston Bruins	0	at	New York Rangers	9
Mar. 9, 1976	Boston Bruins	0	at	Atlanta Flames	9

8-Goal Decisions

18x - Last each home / road:

Jan. 4, 2007	Toronto Maple Leafs	10	at	Boston Bruins	2
Mar. 3, 2008	Boston Bruins	2	at	Washington Capitals	10

BEST RECORDS BY GAME

Gm	Pts	#	Last Time ...	Gm	Pts	#	Last Time ...
1	2	35x	08-09 1-0-0	43	75		29-30 37-5-1
2	4	18x	01-02 2-0-0	44	77		29-30 38-5-1
3	6	12x	01-02 3-0-0	45	70		08-09 33-8-4
4	8	6x	90-91 4-0-0	46	71	2x	08-09 33-8-5
5	10		37-38 5-0-0	47	73		08-09 34-8-5
6	12		37-38 6-0-0	48	75		08-09 35-8-5
7	13	2x	69-70 6-0-1	49	76	3x	08-09 35-8-6
8	14		37-38 6-0-2	50	78	3x	08-09 36-8-6
9	15	2x	92-93 7-1-1	51	80	3x	08-09 37-8-6
10	16	4x	78-79 7-1-2	52	82	2x	08-09 38-8-6
11	18	3x	76-77 9-2-0	53	84		08-09 39-8-6
12	20		29-30 10-2-0	54	85	2x	08-09 39-8-7
13	22		29-30 11-2-0	55	87		70-71 40-8-7
14	24		29-30 12-2-0	56	87	3x	73-74 40-9-7
15	26		29-30 13-2-0	57	89	3x	73-74 41-9-7
16	28		29-30 14-2-0	58	91		71-72 41-8-9
17	30		29-30 15-2-0	59	93		71-72 42-8-9
18	32		29-30 16-2-0	60	95		71-72 43-8-9
19	34		29-30 17-2-0	61	97		71-72 44-8-9
20	36		29-30 18-2-0	62	99		71-72 45-8-9
21	38		29-30 19-2-0	63	101		71-72 46-8-9
22	38		29-30 19-3-0	64	103		71-72 47-8-9
23	40		29-30 20-3-0	65	105		71-72 48-8-9
24	40		29-30 20-4-0	66	105	2x	71-72 48-9-9
25	42		29-30 21-4-0	67	107	2x	71-72 49-9-9
26	44		29-30 22-4-0	68	109		70-71 51-10-7
27	46		29-30 23-4-0	69	111		70-71 52-10-7
28	48		29-30 24-4-0	70	113		70-71 53-10-7
29	50		29-30 25-4-0	71	115		70-71 54-10-7
30	51		29-30 25-4-1	72	115		70-71 54-11-7
31	53		29-30 26-4-1	73	115	2x	71-72 52-10-11
32	55		29-30 27-4-1	74	117		71-72 53-10-11
33	57		29-30 28-4-1	75	117		71-72 53-11-11
34	59		29-30 29-4-1	76	117	2x	71-72 53-12-11
35	61		29-30 30-4-1	77	119		70-71 56-14-7
36	63		29-30 31-4-1	78	121		70-71 57-14-7
37	65		29-30 32-4-1	79	113		77-78 51-17-11
38	67		29-30 33-4-1	80	114		08-09 52-18-10
39	69		29-30 34-4-1	81	114		08-09 52-19-10
40	71		29-30 35-4-1	82	116		08-09 53-19-10
41	73		29-30 36-4-1	83	107		92-93 50-26-7
42	73		29-30 36-5-1	84	109		92-93 51-26-7

WORST RECORDS BY GAME

Gm	Pts	#	Last Time ...	Gm	Pts	#	Last Time ...
1	0	33x	07-08 0-1-0	43	24	2x	64-65 10-29-4
2	0	12x	05-06 0-2-0	44	26	4x	65-66 11-29-4
3	0	7x	99-00 0-3-0	45	26	2x	64-65 11-30-4
4	0	2x	64-65 0-4-0	46	26		64-65 11-31-4
5	1	4x	65-66 0-4-1	47	26		64-65 11-32-4
6	1	3x	64-65 0-5-1	48	26		64-65 11-33-4
7	1	2x	64-65 0-6-1	49	28	2x	64-65 12-33-4
8	1	2x	64-65 0-7-1	50	28		61-62 12-34-4
9	1		64-65 0-8-1	51	28		61-62 12-35-4
10	2		24-25 1-9-0	52	29		61-62 12-35-5
11	2		24-25 1-10-0	53	29		61-62 12-36-5
12	2		24-25 1-11-0	54	30		61-62 12-36-6
13	4		24-25 2-11-0	55	30		61-62 12-37-6
14	4		24-25 2-12-0	56	30		61-62 12-38-6
15	4		24-25 2-13-0	57	30		61-62 12-39-6
16	4		24-25 2-14-0	58	30		61-62 12-40-6
17	4		24-25 2-15-0	59	30		61-62 12-41-6
18	4		24-25 2-16-0	60	30		61-62 12-42-6
19	4		24-25 2-17-0	61	31		61-62 12-42-7
20	4		24-25 2-18-0	62	31		61-62 12-43-7
21	6		24-25 3-18-0	63	31		61-62 12-44-7
22	6		24-25 3-19-0	64	31		61-62 12-45-7
23	6		24-25 3-20-0	65	31		61-62 12-46-7
24	6		24-25 3-21-0	66	32		61-62 12-46-8
25	6		24-25 3-22-0	67	34		61-62 13-46-8
26	8		24-25 4-22-0	68	36		61-62 14-46-8
27	8		24-25 4-23-0	69	36		61-62 14-47-8
28	10		24-25 5-23-0	70	38		61-62 15-47-8
29	12		24-25 6-23-0	71	57		96-97 24-38-9
30	12		24-25 6-24-0	72	57		96-97 24-39-9
31	14		61-62 5-22-4	73	57		96-97 24-40-9
32	15		65-66 6-23-3	74	57		96-97 24-41-9
33	15		65-66 6-24-3	75	57		96-97 24-42-9
34	17		65-66 7-24-3	76	57		96-97 24-43-9
35	18		65-66 7-24-4	77	57		96-97 24-44-9
36	18		65-66 7-25-4	78	59		96-97 25-44-9
37	18		65-66 7-26-4	79	59		96-97 25-45-9
38	20		65-66 8-26-4	80	59		96-97 25-46-9
39	22	2x	65-66 9-26-4	81	59		96-97 25-47-9
40	22		61-62 9-27-4	82	61		96-97 26-47-9
41	22		61-62 9-28-4	83	107		92-93 50-26-7
42	22		61-62 9-29-4	84	109		92-93 51-26-7



ALL-TIME PENALTY SHOTS FOR

Date	Shooter	Defending Team	Goaltender	Goal	Game Score
Dec. 11, 1934	Eddie Shore	NY Americans	Roy Worters	No	4-3
Dec. 11, 1934	Aubrey Clapper	NY Americans	Roy Worters	No	4-3
Dec. 13, 1934	Nels Stewart	@ NY Americans	Roy Worters	No	3-4
Jan. 8, 1935	Eddie Shore	Toronto	George Hainsworth	No	1-3
Mar. 9, 1935	Albert Siebert	Toronto	George Hainsworth	No	7-4
Jan. 18, 1936	Albert Siebert	@ Toronto	George Hainsworth	Yes	2-5
Jan. 22, 1939	Woody Dumart	@ Detroit	Cecil Thompson	Yes	5-0
Nov. 31, 1943	Armand Guidolin	Chicago	Hec Highton	No	6-5
Oct. 17, 1954	Joe Klukay	Toronto	Harry Lumley	No	1-1
Nov. 8, 1959	Larry Leach	Chicago	Glenn Hall	No	5-3
Jan. 20, 1962	Wayne Connelly	@ Toronto	Johnny Bower	Yes	5-4
Mar. 10, 1962	Larry Leach	@ Montreal	Jacques Plante	No	2-5
Nov. 1, 1962	John Bucyk	Chicago	Glenn Hall	No	2-4
Jan. 16, 1963	Murray Oliver	@ Chicago	Glenn Hall	No	5-4
Dec. 22, 1963	Forbes Kennedy	Chicago	Glenn Hall	No	1-4
Dec. 28, 1963	Tom Williams	@ Toronto	Johnny Bower	No	0-2
Jan. 4, 1964	Leo Boivin	@ Montreal	Charlie Hodge	Yes	1-5
Dec. 12, 1964	John Bucyk	@ Toronto	Terry Sawchuk	Yes	3-6
Dec. 27, 1964	Dean Prentice	@ Chicago	Denis DeJordy	Yes	2-6
Dec. 21, 1966	Dallas Smith	@ NY Rangers	Ed Giacomin	No	1-5
Feb. 4, 1967	John Bucyk	NY Rangers	Ed Giacomin	Yes	3-4
Feb. 25, 1967	Bob Dillabough	@ Chicago	Glenn Hall	No	3-6
Feb. 23, 1972	Fred Stanfield	@ California	Gilles Meloche	No	8-6
Nov. 2, 1975	Bob Schmautz	California	Gary Simmons	No	5-0
Feb. 27, 1979	Rick Middleton	Colorado	Michel Plasse	Yes	2-4
Jan. 27, 1986	Steve Kasper	Hartford	Mike Liut	No	6-3
Mar. 1, 1986	Steve Kasper	New Jersey	Alain Chevrier	No	8-3
Feb. 7, 1988	Geoff Courtnall	New Jersey	Alain Chevrier	No	6-3
Nov. 11, 1988	Ray Bourque	@ NY Rangers	John Vanbiesbrouck	No	4-4
Dec. 12, 1990	Bob Sweeney	@ Hartford	Peter Sidorkiewicz	Yes	5-1
Mar. 31, 1991	Randy Burridge	Hartford	Kay Whitmore	No	7-3
Nov. 2, 1991	Wes Walz	Detroit	Tim Cheveldae	No	4-1
Jan. 9, 1992	Craig Janney	Quebec	Stephane Fiset	No	5-4
Oct. 15, 1993	Cam Neely	@ Anaheim	Ron Tugnutt	No	1-1
Mar. 19, 1994	Ray Bourque	New Jersey	Chris Terreri	Yes	6-8
Mar. 18, 1996	Rick Tocchet	San Jose	Geoff Sarjeant	No	3-3
Nov. 19, 1996	Todd Elik	@ Washington	Jim Carey	No	2-2
Mar. 22, 1997	Brett Harkins	Ottawa	Ron Tugnutt	No	4-5
Apr. 10, 1997	Jason Allison	Buffalo	Dominik Hasek	No	1-5
Oct. 4, 1997	Rob DiMaio	Montreal	Andy Moog	No	1-4
Dec. 17, 1997	Steve Heinze	@ Tampa Bay	Corey Schwab	No	0-2
Apr. 15, 1998	Tim Taylor	@ Montreal	Jocelyn Thibault	Yes	6-2
Mar. 17, 1999	Landon Wilson	@ Toronto	Curtis Joseph	No	4-1
Mar. 24, 1999	Jason Allison	@ Ottawa	Ron Tugnutt	Yes	3-0
Nov. 9, 2002	Glen Murray	Ottawa	Martin Prusek	No	7-1
Mar. 9, 2003	Mike Knuble	@ Chicago	Jocelyn Thibault	Yes	5-8
Jan. 24, 2004	P.J. Axelsson	Florida	Roberto Luongo	No	1-2
Feb. 2, 2006	P.J. Axelsson	Montreal	Cristobal Huet	No	3-1
Mar. 25, 2006	Travis Green	Buffalo	Ryan Miller	No	5-4
Apr. 11, 2006	Marco Sturm	@ Ottawa	Mike Morrison	No	3-4
Nov. 18, 2006	Marco Sturm	Washington	Brent Johnson	No	3-2/OT
Jan. 9, 2007	Marco Sturm	@ Ottawa	Ray Emery	Yes	2-5
Oct. 27, 2007	Phil Kessel	Philadelphia	Martin Biron	No	1-2
Dec. 8, 2008	P.J. Axelsson	Tampa Bay	Mike Smith	No	5-3

Total Shots For: 54 (14 goals)

DID YOU KNOW?

P.J. Axelsson took his third career penalty shot in 2008-09, joining John Bucyk and Marco Sturm with the team record for penalty shots awarded.



ALL-TIME PENALTY SHOTS AGAINST

Date	Opponent Shooter	Team	Boston Goaltender	Goal	Game Score
Jan. 22, 1935	Earl Robinson	Mtl Maroons	Cecil Thompson	No	4-3
Jan. 22, 1935	Russ Blinco	Mtl Maroons	Cecil Thompson	No	4-3
Dec. 24, 1939	Charlie Conacher	at NY Americans	Frank Brimsek	Yes	3-2
Mar. 3, 1940	Mud Bruneteau	Detroit	Frank Brimsek	Yes	3-6
Feb. 19, 1944	Jack Hamilton	at Toronto	Bert Gardiner	Yes	4-10
Jan. 12, 1949	Ken Reardon	Montreal	Frank Brimsek	Yes	3-5
Mar. 1, 1950	Bill Barilko	Toronto	Jack Gelineau	Yes	5-2
Feb. 4, 1962	Alex Delvecchio	at Detroit	Bruce Gamble	No	0-6
Feb. 7, 1962	Ron Stewart	at Toronto	Bruce Gamble	No	2-2
Feb. 15, 1962	Bobby Rousseau	at Montreal	Bruce Gamble	Yes	1-9
Mar. 21, 1963	Andy Heberton	NY Rangers	Ed Johnston	No	2-2
Mar. 4, 1964	Don McKenney	at Toronto	Ed Johnston	No	4-4
Nov. 5, 1967	Bob Pulford	Toronto	Gerry Cheevers	No	2-2
Jan. 10, 1976	Wayne King	California	Gilles Gilbert	No	3-2
Dec. 12, 1976	Bill Lohead	Detroit	Gilles Gilbert	No	3-5
Oct. 28, 1978	Lanny McDonald	at Toronto	Gilles Gilbert	Yes	5-3
Nov. 7, 1987	Mike Eagles	at Quebec	Doug Keans	Yes	4-6
Nov. 22, 1987	Steve Yzerman	at Detroit	Doug Keans	No	1-0
Mar. 5, 1988	Aaron Broten	New Jersey	Doug Keans	No	6-7/OT
Feb. 26, 1990	Kelly Kisio	at NY Rangers	Reggie Lemelin	No	1-6
Feb. 9, 1991	Wayne Presley	Chicago	Reggie Lemelin	Yes	5-3
Jan. 16, 1992	John Cullen	Hartford	Andy Moog	No	4-3
Nov. 11, 1992	Brad May	at Buffalo	Andy Moog	Yes	2-7
Jan. 25, 1993	Denis Savard	at Montreal	John Blue	No	2-3
Oct. 5, 1993	Alex Kovalev	at NY Rangers	Jon Casey	No	4-3
Feb. 10, 1994	Wayne Presley	Buffalo	Vincent Riendeau	No	3-3
Nov. 2, 1995	Steve Yzerman	Detroit	Blaine Lacher	No	5-6
Feb. 3, 1996	Randy Burridge	Buffalo	Bill Ranford	No	4-2
Mar. 12, 1997	Sami Kapanen	at Hartford	Jim Carey	Yes	3-6
Nov. 24, 1998	Daymond Langkow	at Tampa Bay	Rob Tallas	No	4-1
Jan. 9, 2001	Martin Straka	Pittsburgh	Byron Dafoe	No	5-2
Feb. 9, 2002	Pavel Bure	Florida	Byron Dafoe	No	4-1
Feb. 27, 2003	Adam Hall	at Nashville	Steve Shields	No	1-5
Mar. 21, 2003	Patrick Marleau	at San Jose	Steve Shields	No	2-3
Dec. 11, 2003	Dainius Zubrus	at Washington	Andrew Raycroft	Yes	5-6
Mar. 27, 2004	Jason Ward	Montreal	Andrew Raycroft	Yes	3-2/OT
Jan. 12, 2006	Alexander Frolov	Los Angeles	Andrew Raycroft	Yes	0-6
Jan. 26, 2006	Alexander Ovechkin	Washington	Tim Thomas	No	3-2
Mar. 12, 2006	Maxim Afinogenov	at Buffalo	Andrew Raycroft	Yes	2-6
Apr. 15, 2006	Marc Savard	at Atlanta	Tim Thomas	No	3-4
Jan. 13, 2007	Jed Ortmeyer	at NY Rangers	Tim Thomas	Yes	1-3
Jan. 29, 2007	Brendan Shanahan	NY Rangers	Hannu Toivonen	Yes	1-6
Dec. 28, 2007	Chad LaRose	at Carolina	Tim Thomas	Yes	3-4
Mar. 1, 2008	Ilya Kovalchuk	Atlanta	Tim Thomas	Yes	3-2
Nov. 12, 2008	Patrick Sharp	at Chicago Blackhawks	Tim Thomas	No	2-1/SO
Dec. 10, 2008	Alexandre Giroux	at Washington Capitals	Manny Fernandez	No	1-3

Total Shots Against: 46 (19 Goals)

DID YOU KNOW?

Tim Thomas stopped Chicago's Patrick Sharp on a penalty shot attempt in overtime on Nov. 12, 2008. It was the only overtime penalty shot ever awarded, for or against, in Boston team history.

DID YOU KNOW?

Thomas has faced more penalty shots (six) than any other Boston goaltender.



ALL-TIME SHOOTOUT RECORDS

	W	L	GF	SF	%age	GA	SA	%age
Home	9	14	22	84	26.2	30	87	34.5
Road	12	11	20	79	25.3	19	79	24.1
Overall	21	25	42	163	25.8	49	166	29.5

YEAR-BY-YEAR RESULTS

2005-06 (2-8)

Date	Tm	at	Tm	Goal	Rds
Oct. 24	Bos	4	at Tor	5 Eric Lindros	3
Oct. 29	NJ	5	at Bos	4 Brian Gionta	3
Jan. 14	Dal	2	at Bos	1 Jussi Jokinen	3
Jan. 21	NYR	3	at Bos	2 Petr Sykora	6
Feb. 5	Car	4	at Bos	3 Doug Weight	4
Mar. 14	Bos	4	at Tor	5 Darcy Tucker	3
Mar. 16	Ott	2	at Bos	3 Patrice Bergeron	3
Mar. 21	Atl	5	at Bos	4 Jim Slater	7
Mar. 27	Fla	4	at Bos	3 Olli Jokinen	3
Apr. 6	Tor	2	at Bos	3 Brad Boyes	3

2006-07 (9-4)

Date	Tm	at	Tm	Goal	Rds
Oct. 12	Bos	2	at StL	3 Lee Stempniak	4
Nov. 2	Buf	5	at Bos	4 Ales Kotalik	3
Nov. 15	Bos	3	at Wsh	2 Patrice Bergeron	3
Nov. 22	Bos	4	at Pit	3 Marco Sturm	3
Nov. 30	TB	3	at Bos	4 Phil Kessel	7
Jan. 11	NYI	5	at Bos	4 Jason Blake	4
Jan. 15	Buf	2	at Bos	3 Marco Sturm	3
Jan. 18	Pit	4	at Bos	5 Phil Kessel	4
Feb. 6	Bos	3	at Wsh	2 Phil Kessel	3
Feb. 10	NYI	3	at Bos	4 Zdeno Chara	9
Feb. 17	Bos	4	at Buf	3 Petr Tenkrat	8
Mar. 15	Wsh	3	at Bos	4 Phil Kessel	3
Mar. 24	NYR	2	at Bos	1 Jaromir Jagr	3

2007-08 (6-7)

Date	Tm	at	Tm	Goal	Rds
Oct. 20	NYR	0	at Bos	1 Phil Kessel	3
Nov. 4	Ott	2	at Bos	1 Daniel Alfredsson	2
Dec. 20	Pit	5	at Bos	4 Erik Christensen	2
Jan. 17	Tor	3	at Bos	2 Mats Sundin	3
Jan. 19	NYR	3	at Bos	4 Phil Kessel	3
Feb. 8	Bos	3	at Buf	2 Phil Kessel	3
Feb. 19	Bos	3	at Car	2 Phil Kessel	3
Feb. 21	Bos	5	at Fla	4 Marco Sturm	3
Mar. 1	Bos	3	at Atl	2 Phil Kessel	3
Mar. 9	Bos	0	at NYR	1 Nigel Dawes	3
Mar. 16	Bos	1	at Wsh	2 Alexander Semin	3
Mar. 22	Bos	2	at Mtl	3 Saku Koivu	3
Apr. 2	Bos	2	at NJ	3 Zach Parise	4

2008-09 (4-6)

Date	Tm	at	Tm	Goal	Rds
Oct. 15	Bos	3	at Mtl	4 Alex Tanguay	3
Oct. 20	Pit	2	at Bos	1 Evgeni Malkin	5
Oct. 21	Bos	2	at Buf	3 Thomas Vanek	5
Nov. 12	Bos	2	at Chi	1 P.J. Axelsson	3
Nov. 15	Bos	2	at NYR	3 Chris Drury	4
Nov. 22	Bos	3	at Mtl	2 Blake Wheeler	3
Jan. 19	StL	5	at Bos	4 T.J. Oshie	2
Jan. 21	Bos	4	at Tor	3 Michael Ryder	4
Feb. 5	Bos	4	at Ott	3 P.J. Axelsson	5
Feb. 14	Bos	2	at Nsh	3 David Legwand	4

SHOOTER STATISTICS

Player	GF	SF	%age
P.J. Axelsson	2	8	25.0
Patrice Bergeron	8	28	28.6
Brandon Bochenski	0	3	0.0
Brad Boyes	2	11	18.2
Zdeno Chara	2	5	40.0
Mariusz Czerkawski	0	2	0.0
Brad Isbister	0	1	0.0
Phil Kessel	10	28	35.7
Chuck Kobasew	0	3	0.0
David Krejci	1	8	12.5
Glen Metropolit	0	1	0.0
Glen Murray	1	9	11.1
Marty Reasoner	0	1	0.0
Michael Ryder	1	3	33.3
Martin St. Pierre	1	1	100.0
Sergei Samsonov	0	3	0.0
Marc Savard	1	10	10.0
Brad Stuart	0	1	0.0
Marco Sturm	5	23	21.7
Petr Tenkrat	2	3	66.7
Joe Thornton	1	2	50.0
Ben Walter	0	1	0.0
Blake Wheeler	4	7	57.1
Dennis Wideman	0	1	0.0

GOALTENDER STATISTICS

Goaltender	W	L	GF	SF	SV%
Alex Auld	2	3	5	15	.667
Manny Fernandez	1	2	4	12	.667
Joey McDonald	0	1	2	3	.333
Andrew Raycroft	0	1	1	2	.500
Tim Thomas	17	16	32	123	.740
Hannu Toivonen	1	2	5	11	.545

DECIDING GOALS

Player	Deciding Goals
Phil Kessel	9
Marco Sturm	3
P.J. Axelsson	2
Patrice Bergeron	2
Brad Boyes	1
Zdeno Chara	1
Michael Ryder	1
Petr Tenkrat	1
Blake Wheeler	1



REGULAR SEASON RECORDS

TEAM

SINGLE SEASON

Most Points.....	121; 1970-71, 78 games
Most Games Won	57; 1970-71, 78 games
Most Games Lost.....	47; 1961-62, 70 games & 1996-97, 82 games
Most Games Tied	21; 1954-55, 70 games
Fewest Points	12; 1924-25, 30 games & 38; 1961-62, 70 games
Fewest Games Won	6; 1924-25, 30 games & 14; 1962-63, 70 games
Fewest Games Lost	5; 1929-30, 44 games* & 13; 1971-72, 78 games
Fewest Games Tied.....	0; 1924-25, 30 games & 1; 1929-30, 44 games*
Most Goals Scored	399; 1970-71, 78 games
Most Assists	697; 1970-71, 78 games
Most Points.....	1096; 1970-71, 78 games
Most Goals Allowed	306; 1961-62, 70 games
Fewest Goals Scored.....	49; 1924-25, 30 games & 147; 1955-56, 70 games
Fewest Goals Allowed.....	52; 1928-29, 44 games & 172; 1952-53, 70 games
Most Home Wins.....	33; 1970-71 & 1973-74, 78 games
Most Road Wins	26; 1971-72, 78 games
Most Shutouts	15; 1927-28, 44 games
Most Shutouts Against	11; 1928-29, 44 games & 1955-56, 70 games
Fewest Shutouts	0; 1944-45, 50 games
Fewest Shutouts Against	0; 1929-30, 44 games;
	1973-74, 78 games; 1978-79 & 1982-83, 80 games
Total Shutouts For	411; 251 home, 160 road
Total Shutouts Against.....	347; 132 home, 215 road
Most Power Play Goals.....	95; 1985-86, 80 games
Most Power Play Goals Against.....	97; 1985-86, 80 games
Most Shorthanded Goals	25; 1970-71, 78 games
Most 20-or-More Goal Scorers	11; 1977-78, 80 games*;
	Peter McNab/41, Terry O'Reilly/29, Bobby Schmautz/27, Stan Jonathan/27,
	Jean Ratelle/25, Rick Middleton/25, Wayne Cashman/24,
	Gregg Sheppard/23, Brad Park/20, Don Marcotte/20, Bob Miller/20
Most 30-or-More Goal Scorers	5; 1970-71 & 1973-74, 78 games
Most 40-or-More Goal Scorers	3; 1970-71, 78 games
Most 50-or-More Goal Scorers	2; 1970-71, 78 games

SINGLE GAME

Most Goals Scored, Home.....	14; 14-3 vs. NY Rangers, Jan. 21, 1945
Most Goals Scored, Road	13; 13-3 at NY Rangers, Jan. 2, 1944
Most Goals Allowed, Home	10; 8 times, last 2-10 vs. Toronto, Jan. 4, 2007
Most Goals Allowed, Road.....	13; 4-13 at Montreal, Nov. 21, 1943
Most Goals, Both Teams	19; 10-9 vs. NY Rangers, Mar. 4, 1944;
	9-10 at Detroit, Mar. 16, 1944
Most Points, One Period	22; 8 G/14 A, 2nd vs. Toronto, Mar. 16, 1969
Biggest Shutout For	11-0; at Toronto, Jan. 18, 1964
Biggest Shutout Against.....	0-9; Twice, last at Atlanta, Mar. 9, 1976
Most Shots on Goal	83; 3-2 win vs. Chicago, Mar. 4, 1941*
Most Shots on Goal, One Period	33; 2nd vs. Chicago, Mar. 4, 1941*
Most Power Play Goals.....	7; at Minnesota, Jan. 4, 1975

FASTEST

Two Goals, Both Teams	0:02; 1st vs. St. Louis, Dec. 19, 1987*;
	Ken Linseman (B) 19:50 & Doug Gilmour (S) 19:52
Three Goals.....	0:20; 3rd vs. Vancouver, Feb. 25, 1971*;
	John Bucyk 4:50, Ed Westfall 5:02 & Ted Green 5:10
Four Goals	1:20; 2nd vs. NY Rangers, Jan. 21, 1945*;
	Bill Thoms 6:34, Frank Mario 7:08 & 7:27 & Ken Smith 7:54
Five Goals	2:55; 1st & 2nd vs. NY Rangers, Dec. 19, 1974,
	Bobby Schmautz 19:13, Ken Hodge 0:18, Phil Esposito 0:43,
	Don Marcotte 0:58 & John Bucyk 2:08
Two Goals from Start of Game	0:27; at Florida, Feb. 14, 2003,
	Mike Knuble, 0:10 & 0:27

STREAKS

Longest Win Streak	14; Dec. 3, 1929-Jan. 9, 1930
Longest Win Streak, Home	20; Dec. 3, 1929-Mar. 18, 1930*
Longest Win Streak, Road	8; Feb. 17-Mar. 8, 1972; Mar. 15-Apr. 14, 1993
Longest Unbeaten Streak.....	23; 15 W/8 T, Dec. 22, 1940-Feb. 23, 1941
Longest Unbeaten Streak, Home.....	27; 26 W/1 T, Nov. 22, 1970-Mar. 20, 1971
Longest Unbeaten Streak, Road.....	15; 9 W/6 T, Dec. 22, 1940-Mar. 16, 1941
Longest Losing Streak	11; Dec. 3, 1924-Jan. 5, 1925
Longest Losing Streak, Home.....	11; Dec. 8, 1924-Feb. 17, 1925
Longest Losing Streak, Road.....	14; Dec. 27, 1964-Feb. 21, 1965
Longest Winless Streak.....	20; 16 L/4 T, Jan. 28-Mar. 11, 1962
Most Consecutive Games Tied.....	4; 1931-32, 1940-41, 1954-55, 1960-61
Most Consecutive Games Tied, Home.....	4; Mar. 27-Apr. 4, 1976
Longest Overtime Unbeaten Streak.....	38; 9 W/29 T,
	Dec. 30, 1934-Nov. 15, 1938
Most Consecutive Shutouts.....	3; 1927-28, 1935-36, 1938-39/Twice & 1977-78
Most Consecutive Shutouts, Home	3; 1926-27, 1927-28, 1928-29,
	1932-33 & 1953-54
Most Consecutive Shutouts, Road	4; 1938-39
Most Consecutive Shutouts Against	3; 1928-29
Longest Streak without being Shutout.....	209; Oct. 29, 1977-Feb. 16, 1980
Longest Streak without recording Shutout.....	123; Nov. 20, 1980-Feb. 20, 1982

* -- denotes NHL record

INDIVIDUAL

CAREER

Most Seasons	21; John Bucyk, 1957-58--1977-78 &
	Ray Bourque, 1979-80-1999-2000
Most Games	1518; Ray Bourque, 1979-80--1999-2000
Most Goals	545; John Bucyk, 1957-58--1977-78
Most Assists.....	1111; Ray Bourque, 1979-80--1999-2000
Most Points.....	1506; Ray Bourque, 1979-80--1999-2000
Most Penalty Minutes.....	2095; Terry O'Reilly, 1971-72--1984-85
Most Games, including Playoffs	1698; Ray Bourque, 1979-80--1999-2000
Most Goals, including Playoffs.....	585; John Bucyk, 1957-58--1977-78
Most Assists, including Playoffs	1232; Ray Bourque, 1979-80--1999-2000
Most Points, including Playoffs.....	1662; Ray Bourque, 1979-80--1999-2000
Most Shutouts by a Goaltender.....	74; Cecil Thompson, 1928-29--1938-39
Most Games Scoring Three-or-More Goals	26; Phil Esposito,
	1967-68--1975-76
Most 20-or-More Goal Seasons.....	16; John Bucyk
Most Consecutive 20-or-More Goal Seasons	10; John Bucyk,
	1967-68--1976-77
Most 30-or-More Goal Seasons.....	8; Phil Esposito
Most Consecutive 30-or-More Goal Seasons	8; Phil Esposito,
	1967-68--1974-75
Most 40-or-More Goal Seasons.....	7; Phil Esposito
Most Consecutive 40-or-More Goal Seasons	7; Phil Esposito,
	1968-69--1974-75
Most 50-or-More Goal Seasons.....	5; Phil Esposito
Most Consecutive 50-or-More Goal Seasons	5; Phil Esposito,
	1970-71--1974-75
Most 60-or-More Goal Seasons.....	4; Phil Esposito
Most Consecutive 60-or-More Goal Seasons	2; Phil Esposito,
	1970-71--1971-72 & 1973-74--1974-75
Most 100-or-More Point Seasons.....	6; Phil Esposito & Bobby Orr
Most Consecutive 100-or-More Point Seasons	6; Bobby Orr,
	1969-70--1974-75

* -- denotes NHL record



REGULAR SEASON RECORDS

SINGLE SEASON

Most Goals	76; Phil Esposito, 1970-71, 78 games; 43; Cooney Weiland, 1929-30, 44 games
Most Assists	102; Bobby Orr, 1970-71, 78 games
Most Points	152; Phil Esposito, 1970-71, 78 games
Most Penalty Minutes	302; Jay Miller, 1987-88, 80 games
Most Goals, including Playoffs	79; Phil Esposito, 1970-71, 85 games
Most Assists, including Playoffs	109; Bobby Orr, 1970-71, 85 games
Most Points, including Playoffs	162; Phil Esposito, 1970-71, 85 games
Most Power Play Goals	28; Phil Esposito, 1971-72, 78 games
Most Shorthanded Goals	9; Brian Rolston, 2001-02, 82 games
Highest Points-Per-Game Average	1.97; Bill Cowley, 1943-44, 71 points in 36 games; 1.95; Phil Esposito, 1970-71, 152 points in 78 games
Most Shots on Goal	550; Phil Esposito, 1970-71, 78 games*
Most Game-Winning Goals	16; Phil Esposito, 1970-71 & 1971-72, 78 games
Most Goals by a Defenseman	46; Bobby Orr, 1974-75, 80 games
Most Goals by a Center	76; Phil Esposito, 1970-71, 78 games; 43; Cooney Weiland, 1929-30, 44 games
Most Goals by a Right Wing	55; Cam Neely, 1989-90, 80 games
Most Goals by a Left Wing	51; John Bucyk, 1970-71, 78 games; 36; Herb Cain, 1943-44, 50 games
Most Goals by a Rookie	44; Barry Pederson, 1981-82, 80 games
Most Assists by a Defenseman	102; Bobby Orr, 1970-71, 78 games*
Most Assists by a Center	97; Adam Oates, 1992-93, 84 games
Most Assists by a Right Wing	62; Ken Hodge, 1970-71, 78 games
Most Assists by a Left Wing	70; Joe Juneau, 1992-93, 84 games*
Most Assists by a Rookie	70; Joe Juneau, 1992-93, 84 games*
Most Assists by a Goaltender	4; Ed Johnston, 1971-72, 78 games & Gerry Cheevers, 1976-77, 80 games
Most Points by a Defenseman	139; Bobby Orr, 37 G/102 A, 1970-71, 78 games*
Most Points by a Center	152; Phil Esposito, 76 G/76 A, 1970-71, 78 games; 73; Cooney Weiland, 43 G/30 A, 1929-30, 44 games
Most Points by a Right Wing	105; Ken Hodge, 43 G/62 A, 1970-71 & 50 G/55 A, 1973-74, 78 games; & Rick Middleton, 47 G/58 A, 1983-84, 80 games
Most Points by a Left Wing	116; John Bucyk, 51 G/65 A, 1970-71, 78 games
Most Points by a Rookie	102; Joe Juneau, 32 G/70 A, 1992-93, 84 games
Most Goals by a Line	140; Center Phil Esposito, 76; Right wing Ken Hodge, 43; Left wing Wayne Cashman, 21; 1970-71, 78 games
Most Points by a Line	336; Center Phil Esposito, 152; Right wing Ken Hodge, 105; Left wing Wayne Cashman, 79; 1970-71, 78 games
Most Penalty Minutes by a Goaltender	62; Gerry Cheevers, 1979-80, 80 games
Most Shutouts	15; Hal Winkler, 1927-28, 44 games
Most Goaltenders	6; 1996-97; Bill Ranford, Scott Bailey, Rob Tallas, Tim Cheveldae, Jim Carey, Paxton Schafer
Most Minutes Played by a Rookie Goaltender	4020; Jack Gelineau, 1949-50, 70 games

SINGLE GAME

Most Goals	4; Harry Oliver, Cooney Weiland, Roy Conacher, Herb Cain (2), Bill Cowley (2), Woody Dumart, Pit Martin, Phil Esposito (4), John Bucyk (2), Chris Oddleifson, Wayne Cashman, Barry Pederson, Vladimir Ruzicka, Adam Oates, Dave Andreychuk (last, vs. Tampa Bay, Oct. 28, 1999)
Most Goals by a Defenseman	3; Bobby Orr, 9 times; Ray Bourque at Quebec, Mar. 8, 1983; & Glen Wesley at New Jersey, Dec. 15, 1993
Most Power Play Goals by a Defenseman	3; Bobby Orr vs. NY Rangers, Nov. 15, 1973
Most Goals by a Rookie	4; Chris Oddleifson at California, Dec. 30, 1973

Most Assists	6; Ken Hodge vs. NY Rangers, Feb. 9, 1971 & Bobby Orr at Vancouver, Jan. 1, 1973
Most Assists by a Defenseman	6; Bobby Orr at Vancouver, Jan. 1, 1973*
Most Assists by a Rookie	4; Derek Sanderson vs. Chicago, Jan. 21, 1968; Mike Milbury vs. Detroit, Mar. 1, 1977; Barry Pederson at Washington, Dec. 23, 1981 & vs. Hartford, Apr. 4, 1982; Tom Fergus at Winnipeg, Jan. 3, 1982; Craig Janney vs. St. Louis, Jan. 2, 1989
Most Assists, One Period	4; Bobby Orr, 1st vs. California, Feb. 15, 1972; Brad Park, 1st vs. Chicago, Mar. 17, 1979; Wayne Cashman, 2nd vs. Hartford, Nov. 19, 1981; Glen Wesley, 2nd at Chicago, Oct. 16, 1988; Adam Oates, 2nd vs. Anaheim, Mar. 24, 1994
Most Points	7; Bobby Orr vs. NY Rangers, 3 G/4 A, Nov. 15, 1973; Phil Esposito vs. NY Rangers, 3 G/4 A, Dec. 19, 1974; Barry Pederson vs. Hartford, 3 G/4 A, Apr. 4, 1982; Cam Neely at Chicago, 3 G/4 A, Oct. 16, 1988
Most Points, One Period	5; Leo Labine, 2nd vs. Detroit, 3 G/2 A, Nov. 28, 1954
Most Penalties	10; Chris Nilan vs. Hartford, Mar. 31, 1991,* 6 minors, 2 majors, 1 misconduct, 1 game misconduct
Most Penalty Minutes	43; Keith Crowder vs. Minnesota, Feb. 26, 1981, 4 minors, 1 major, 2 misconducts, 1 game misconduct

STREAKS

Most Consecutive Games Played	418; John Bucyk, Jan. 23, 1969-Mar. 2, 1975
Most Consecutive Scoreless Minutes	231:54; Frank Brimsek, 1938-39
Most Consecutive Shutouts	3; Hal Winkler, 1927-28; Cecil Thompson, 1935-36 & Frank Brimsek, 1938-39 twice
Longest Win Streak by a Goaltender	17; Gilles Gilbert, 1975-76*
Longest Unbeaten Streak by a Goaltender	32; Gerry Cheevers, 24-0-8, 1971-72*
Longest Goal Scoring Streak	9; Phil Esposito, 14 G, 1970-71
Longest Assist Streak	18; Adam Oates, 28 A, 1992-93
Longest Point Streak	22; Bronco Horvath, 16 G/17 A, 1959-60

* -- denotes NHL record



Ray Bourque (left), John Bucyk (center) and Milt Schmidt (right) are the last three Bruins to hold the club's career scoring record. Bucyk broke Schmidt's record of 575 points on Dec. 7, 1967 while Bourque surpassed Bucyk's 1,339 on Feb. 1, 1997.



REGULAR SEASON SCORING & RESULTS

Note: All NHL and team records referred to in this section are current to that season. Many were broken in subsequent seasons. An * indicates an overtime game.

1924-25

Gm	Date	Opponent	Score
1	Dec. 1	Mtl Maroons	W 2-1
2	3	at Toronto	L 3-5
3	8	Mtl Canadiens	L 3-4
4	10	at Hamilton	L 1-7
5	15	Ottawa	L 2-10
6	17	at Mtl Maroons	L 2-6
7	22	Toronto	L 1-10
8	25	at Mtl Canadiens	L 0-5
9	29	Hamilton	L 1-2
10	31	at Ottawa	L 2-5
11	Jan. 3	at Mtl Maroons	L 3-4
12	5	Toronto	L 2-3
13	10	at Mtl Canadiens*	W 3-2
14	12	Hamilton	L 2-4
15	17	at Ottawa	L 2-3
16	20	Mtl Maroons	L 0-2
17	24	at Toronto	L 3-4
18	27	Mtl Canadiens	L 0-4
19	31	at Hamilton	L 3-8
20	Feb. 3	Ottawa	L 1-3
21	7	at Mtl Maroons	W 1-0
22	10	Toronto	L 1-5
23	14	at Mtl Canadiens	L 1-5
24	17	Hamilton	L 1-2
25	21	at Ottawa	L 0-3
26	24	Mtl Maroons	W 2-1
27	28	at Toronto	L 1-5
28	Mar. 3	Mtl Canadiens	W 3-2
29	7	at Hamilton	W 2-0
30	9	Ottawa	L 1-4

Player	GP	G	A	PTS	PIM
Jimmy Herberts	30	17	7	24	55
Billy Stuart/Toronto	4	0	1	1	2
/Boston	25	5	3	8	30
/Total	29	5	4	9	32
Carson Cooper	12	5	3	8	4
Stan Jackson/Toronto	3	0	0	0	7
/Boston	24	5	2	7	30
/Total	27	5	2	7	37
George Redding	27	3	2	5	10
Fred Harris	6	3	1	4	8
Lionel Hitchman/Ottawa	12	0	0	0	2
/Boston	19	3	1	4	22
/Total	31	3	1	4	24
Herb Mitchell	27	3	0	3	24
Normie Shay	18	1	2	3	14
Lloyd Cook	4	1	0	1	0
Bobby Rowe	4	1	0	1	0
Bernie Morris	6	1	0	1	0
Bobby Benson	8	0	1	1	4
Fern Headley	11	0	1	1	2
Jack Ingram	1	0	0	0	0
Howard Lockhart	2	0	0	0	0
Emory Sparrow	8	0	0	0	4
Norman Fowler	7	0	0	0	0
Alfie Skinner	10	0	0	0	15
George Carroll/Montreal	5	0	0	0	2
/Boston	11	0	0	0	9
/Total	16	0	0	0	11
Charles Stewart	21	0	0	0	0
Werner Schnarr	24	0	0	0	0

Goaltender	GP	MINS	W-L-T	GA	GAA
Charles Stewart	21	1266	5-16-0	65	3.08
Howard Lockhart	2	120	0-2-0	11	5.50
Norman Fowler	7	420	1-6-0	43	6.14

1924-25 NOTABLES:

Home Record 3-12-0
Road Record 3-12-0
Overall Record 6-24-0

- The Bruins finish their first NHL season ranked sixth in the six-team league.
- Jimmy Herberts finishes ninth overall in NHL scoring.
- November 1, 1924: Charles F. Adams is awarded the first U.S.-based team in the National Hockey League. He holds a contest to name the Boston club and the "Bruins"

are born.

- March 7, 1925: The Bruins take a 2-0 victory in Hamilton behind Charles Stewart's shutout. It is the sixth and final win of the season for Boston and is their only victory over a team from a city other than Montreal (Canadiens or Maroons).

BOSTON BRUINS FIRSTS

First Game.....December 1, 1924 at Boston Arena,
2-1 win vs. Montreal Maroons
First Goal.....Fred Harris, December 1, 1924
vs. Montreal Maroons
First Assist.....Carson Cooper, December 1, 1924
vs. Montreal Maroons
First Game-Winning Goal.....Carson Cooper,
December 1, 1924 vs. Montreal Maroons
First Penalty.....Fern Headley, December 1, 1924
vs. Montreal Maroons
First Goal Against.....Charlie Dinsmore
vs. Norman Fowler;
December 1, 1924 vs. Montreal Maroons
First Shutout.....Charles Stewart, February 7, 1925
1-0 at Montreal Maroons



Carson Cooper scored the first game-winning goal in team history on December 1, 1924.

1925-26

Gm	Date	Opponent	Score
1	Nov. 26	Pittsburgh	L 1-2
2	28	at Toronto	W 3-2
3	Dec. 1	Mtl Canadiens	L 2-3
4	3	at Ottawa	L 0-2
5	5	at Mtl Maroons	L 0-4
6	8	Mtl Maroons	W 3-2
7	11	at Pittsburgh	L 3-5
8	15	Ottawa	L 1-2
9	19	at Mtl Canadiens*	L 5-6
10	22	NY Americans	L 2-3
11	29	Toronto	W 3-0
12	Jan. 5	Pittsburgh	W 3-0
13	7	at NY Americans*	T 2-2
14	9	at Toronto	L 2-3
15	12	Mtl Canadiens	L 2-4
16	15	at Pittsburgh	L 1-5
17	19	Mtl Maroons*	T 3-3
18	23	at NY Americans*	T 2-2
19	26	Ottawa	L 2-8
20	30	at Mtl Maroons	W 5-0
21	Feb. 2	Toronto	W 3-2
22	4	at Ottawa	W 3-2
23	6	at Mtl Canadiens*	T 3-3
24	9	NY Americans	W 4-0
25	13	at Toronto	W 7-4
26	16	Pittsburgh*	W 3-2
27	18	at NY Americans	W 7-3
28	20	at Mtl Canadiens	W 3-1
29	22	Toronto*	W 2-1
30	27	at Ottawa	L 2-3
31	Mar. 2	Mtl Canadiens	W 4-1
32	4	at Mtl Maroons	W 3-2
33	6	Ottawa	W 1-0
34	9	NY Americans	L 0-1
35	12	at Pittsburgh*	L 1-2
36	16	Mtl Maroons	W 1-0

Player	GP	G	A	PTS	PIM
Carson Cooper	36	28	3	31	10
Jimmy Herberts	36	26	5	31	47
Lionel Hitchman	36	7	4	11	70
Sprague Cleghorn	28	6	5	11	49
Leland Harrington	26	7	2	9	6
Billy Stuart	33	6	1	7	41
George Geran	33	5	1	6	6
Stan Jackson	28	3	3	6	30
Herb Mitchell	26	3	0	3	14
Normie Shay	13	1	0	1	2
Charles Cahill	31	0	1	1	4
Werner Schnarr	1	0	0	0	0
Fred Bergdino	2	0	0	0	0
Maurice Roberts	2	0	0	0	0
Joe Matte	3	0	0	0	0
Charles Larose	6	0	0	0	0
John Brackenborough	7	0	0	0	0
George Redding	8	0	0	0	0
Phil Stevens	17	0	0	0	0
Charles Stewart	35	0	0	0	0

Goaltender	GP	MINS	W-L-T	GA	GAA
Charles Stewart	35	2168	16-14-4	80	2.21
Maurice Roberts	2	90	1-1-0	5	3.33

1925-26 NOTABLES:

Home Record 10-7-1
Road Record 7-8-3
Overall Record 17-15-4

- Carson Cooper and Jimmy Herberts finish third and fourth, respectively, in the NHL scoring race.
- January 5, 1925: Jimmy Herberts scores the first hat trick in Bruins history, tallying all three Boston goals in a 3-0 win over the Pittsburgh Pirates.
- January 7, 1925: The Bruins play the first tie game in their history, a 2-2 deadlock at the NY Americans.
- March 16, 1925: The Bruins end their second season with a 1-0 victory over the Montreal Maroons, but miss what would have been their first playoff berth by one point as Pittsburgh had beaten Ottawa the night before to clinch third place.



Jimmy Herberts scored the first hat trick in Bruins history on January 5, 1925.

1926-27

Gm	Date	Opponent	Score
1	Nov. 16	Mtl Canadiens	W 4-1
2	18	at Detroit	W 2-0
3	20	at Chicago	L 1-5
4	23	Mtl Maroons	L 1-2
5	30	Ottawa	L 1-2
6	Dec. 4	at Pittsburgh*	W 4-3
7	7	NY Rangers	L 0-1
8	12	at NY Rangers*	L 1-2
9	14	Detroit	W 7-2
10	16	at Mtl Canadiens*	T 2-2
11	18	Pittsburgh	W 3-0
12	21	Toronto	L 3-5
13	23	at Mtl Maroons	W 2-1
14	28	NY Americans	W 2-1
15	30	at Toronto	L 1-4
16	Jan. 2	at NY Americans	L 0-3
17	4	Ottawa*	W 2-1
18	8	Mtl Maroons	L 0-3



REGULAR SEASON SCORING & RESULTS

19	Jan.	11	Chicago	W	6-3
20		13	at Detroit	L	2-3
21		15	at Ottawa	L	4-5
22		18	NY Rangers	W	7-3
23		20	at NY Rangers*	T	2-2
24		22	at Chicago*	T	2-2
25		25	Pittsburgh	W	3-1
26		29	at Pittsburgh	L	0-2
27	Feb.	1	Toronto	W	1-0
28		5	at Toronto	L	0-1
29		8	Detroit	W	2-0
30		12	at Mtl Maroons	W	3-2
31		15	Chicago	W	3-0
32		20	at NY Rangers	L	1-3
33		22	Detroit	W	3-2
34		26	at Mtl Canadiens	L	0-2
35	Mar.	1	at NY Americans	L	0-3
36		5	NY Americans	W	5-0
37		8	Pittsburgh	W	5-2
38		12	Chicago	L	0-4
39		15	at Chicago*	W	2-1
40		17	at Ottawa	L	0-1
41		19	at Detroit	W	3-1
42		22	Mtl Canadiens	L	0-1
43		24	at Pittsburgh	L	3-4
44		26	at NY Rangers*	W	4-3

Player	GP	G	A	PTS	PIM
Frank Fredrickson/Detroit	16	4	6	10	12
/Boston	28	14	7	21	33
/Total	44	18	13	31	45
Harry Oliver	44	18	6	24	17
Jimmy Herberts	35	15	7	22	51
Eddie Shore	41	12	6	18	130
Percy Galbraith	42	9	8	17	26
Lionel Hitchman	41	3	6	9	70
Sprague Cleghorn	44	7	1	8	84
Billy Boucher/Montreal	21	4	0	4	14
/Boston	14	2	0	2	12
/Total	35	6	0	6	26
Billy Stuart	43	3	1	4	20
Billy Coutu	41	1	1	2	25
Harry Meeking/Detroit	6	0	0	0	4
/Boston	23	1	0	1	2
/Total	29	1	0	1	6
Charles Cahill	1	0	0	0	0
Carson Cooper	10	0	0	0	0
Charles Stewart	21	0	0	0	0
Hal Winkler	23	0	0	0	0

Goaltender	GP	MIN	W-L-T	GA	GAA
Hal Winkler	23	1445	12-9-2	40	1.66
Charles Stewart	21	1303	9-11-1	49	2.26



Harry Oliver scored the first four-goal game in Bruins history on January 11, 1927.

1926-27 NOTABLES:

Home Record	15-7-0
Road Record	6-13-3
Overall Record	21-20-3

- Frank Fredrickson and Harry Oliver finish fourth and ninth, respectively, in NHL scoring.
- January 11, 1927: Harry Oliver becomes the first Bruin to score four goals in a game in a 6-3 victory over Chicago. Four of Boston's goals came in a 1:25 span of the first period.
- January 18, 1927: Frank Fredrickson ties a team record that had been set just seven days prior with a four-goal

effort in a 7-3 win over the NY Rangers.
 • January 29, 1927: The Bruins play two minutes of the third period with just one skater on the ice as four skaters were serving penalties.
 • February 22, 1927: A flashing red light is used for the first time at the Boston Arena to signal a goal scored. Goal judges had waved a flag prior to that time.

1927-28

Gm	Date	Opponent	Score
1	Nov. 15	Chicago*	T 1-1
2	19	Detroit	W 5-2
3	22	Toronto	W 1-0
4	26	NY Americans*	L 3-4
5	27	at NY Rangers*	T 1-1
6	29	Mtl Maroons	W 4-0
7	Dec. 1	at Pittsburgh*	T 0-0
8	3	at Ottawa	L 2-3
9	6	Mtl Canadiens*	T 1-1
10	10	at Chicago	W 2-0
11	11	at Detroit*	W 2-1
12	13	NY Rangers	L 2-3
13	17	at Mtl Canadiens	L 1-5
14	20	Ottawa	W 1-0
15	27	NY Rangers	W 2-0
16	29	at Toronto	L 1-2
17	Jan. 1	at NY Americans	W 3-2
18	3	Pittsburgh*	T 0-0
19	7	at Mtl Maroons	L 1-4
20	10	Chicago	W 3-1
21	12	at NY Rangers*	T 2-2
22	14	at Ottawa	W 4-2
23	17	Mtl Canadiens	L 1-3
24	21	at Chicago*	T 1-1
25	22	at Detroit*	L 2-3
26	24	Pittsburgh*	T 0-0
27	28	at Pittsburgh	L 0-1
28	31	NY Americans	W 2-1
29	Feb. 7	Detroit	W 4-2
30	11	at Mtl Canadiens*	T 1-1
31	14	Chicago	W 1-0
32	19	at NY Rangers	W 2-0
33	21	Pittsburgh	W 2-0
34	25	at Mtl Maroons	L 1-3
35	28	Mtl Maroons	W 2-1
36	Mar. 3	at Toronto*	T 0-0
37	6	Ottawa	W 1-0
38	10	NY Rangers*	T 3-3
39	11	at NY Americans	W 1-0
40	13	Detroit	W 3-0
41	15	at Chicago	W 3-1
42	17	at Pittsburgh	L 1-3
43	20	Toronto	L 2-6
44	24	at Detroit	L 2-7

Player	GP	G	A	PTS	PIM
Harry Oliver	44	13	5	18	20
Eddie Shore	44	11	6	17	165
Frank Fredrickson	44	10	4	14	83
Norman Gainor	41	8	4	12	35
Percy Galbraith	42	6	5	11	26
Harry Connor	42	9	1	10	26
Lionel Hitchman	44	5	3	8	87
Dit Clapper	40	4	1	5	20
Fred Gordon	41	3	2	5	40
Sprague Cleghorn	37	2	2	4	14
Leland Harrington	22	1	0	1	7
Martin Lauder	3	0	0	0	2
Nobby Clark	5	0	0	0	0
Hal Winkler	44	0	0	0	0

Goaltender	GP	MIN	W-L-T	GA	GAA
Hal Winkler	44	2780	20-13-11	70	1.51

1927-28 NOTABLES:

Home Record	13-4-5
Road Record	7-9-6
Overall Record	20-13-11

- The Bruins finish first overall in the American Division.
- Hal Winkler ties a league record with 15 shutouts on the season.
- December 13, 1927: The NY Rangers score three power play goals in a 3-2 win over the Bruins as Boston plays shorthanded for 17 minutes of the second period.

- January 10, 1928: "Art Ross nets" are used for the first time in a Bruins game. The net, designed by the Boston General Manager and Coach, is slightly larger and M-shaped to keep the puck from rebounding out as quickly.
- February 21, 1928: Brothers oppose each other as coaches for the first time in NHL history as Sprague Cleghorn is Boston's acting coach with Art Ross III and Odie Cleghorn is behind the Pittsburgh bench. Sprague wins the family bragging rights as Boston takes a 2-0 victory.



Hal Winkler was the first Boston goaltender to play in every game in a season when he manned the nets for all 44 contests in 1927-28.

1928-29

Gm	Date	Opponent	Score
1	Nov. 15	at Pittsburgh*	W 1-0
2	17	at Ottawa*	T 2-2
3	20	Mtl Canadiens	L 0-1
4	22	at Detroit	L 0-2
5	25	at Chicago*	T 1-1
6	27	Pittsburgh	W 1-0
7	Dec. 4	NY Rangers	W 2-0
8	8	Mtl Maroons	W 5-1
9	9	at NY Americans	L 1-2
10	11	NY Americans	L 0-3
11	15	at Toronto	L 0-2
12	18	Detroit	W 3-1
13	25	Chicago	L 1-2
14	30	at NY Rangers	L 0-2
15	Jan. 1	Ottawa	W 3-0
16	3	at Mtl Maroons	W 1-0
17	5	Pittsburgh	W 3-2
18	8	Toronto	W 5-2
19	10	at Mtl Canadiens	W 4-2
20	12	Detroit	W 3-2
21	15	NY Rangers	W 4-1
22	17	at Detroit*	T 1-1
23	20	at Chicago	W 2-0
24	22	Mtl Canadiens*	T 0-0
25	27	at NY Rangers	W 2-1
26	29	Chicago	W 4-1
27	31	at Toronto	W 3-1
28	Feb. 2	Toronto	L 0-3
29	5	NY Americans	L 0-1
30	9	at Mtl Maroons	L 0-1
31	12	Detroit	W 1-0
32	14	at Pittsburgh	L 0-2
33	16	at Chicago	W 3-0
34	19	Pittsburgh	W 1-0
35	24	at NY Americans*	T 2-2
36	26	Mtl Maroons	W 1-0
37	28	at Ottawa	W 4-0
38	Mar. 2	at Mtl Canadiens	L 0-3
39	5	NY Rangers	W 2-1
40	9	Ottawa	L 1-2
41	10	at NY Rangers	W 3-2
42	12	Chicago	W 11-1
43	14	at Detroit	W 5-1
44	16	at Pittsburgh	W 3-1

Player	GP	G	A	PTS	PIM
Harry Oliver	43	17	6	23	24
Norman Gainor	39	14	5	19	30
Eddie Shore	39	12	7	19	96
Bill Carson/Toronto	24	7	6	13	45
/Boston	19	4	2	6	10
/Total	43	11	8	19	55
Cooney Weiland	40	11	7	18	16



REGULAR SEASON SCORING & RESULTS

Dit Clapper	40	9	2	11	48
Mickey Mackay/Pittsburgh	10	1	0	1	2
/Boston	30	8	2	10	18
/Total	40	9	2	11	20
George Owen	26	5	4	9	48
Frank Fredrickson	12	3	1	4	24
Percy Galbraith	38	2	1	3	44
Cy Denney	23	1	2	3	2
Myles Lane/NY Rangers	24	1	0	1	22
/Boston	19	1	0	1	2
/Total	43	2	0	2	24
Jim Lloyd Klein	14	1	0	1	5
Lionel Hitchman	38	1	0	1	64
Eric Pettinger	17	0	0	0	17
Eddie Rodden	20	0	0	0	10
Redvers Green	25	0	0	0	16
Cecil Thompson	44	0	0	0	0

Goaltender	GP	MINS	W-L-T	GA	GAA
Cecil Thompson	44	2710	26-13-5	52	1.15

1928-29 NOTABLES:

Home Record	15-6-1
Road Record	11-7-4
Overall Record	26-13-5

- The Bruins finish with a winning record on the road for the first time in their history at 11-7-4 and win the American Division crown.
- Harry Oliver finishes seventh overall in the league's scoring race.
- November 20, 1928: The Bruins play their first game in the new Boston Garden with an estimated attendance of 16,000. Montreal's Sylvio Mantha scores the game's only goal at 19:58 of the second period on Cecil "Tiny" Thompson.
- January 8, 1929: George Owen, Jr. becomes the first player from Harvard University to play an NHL game.
- January 15, 1929: Eddie Shore misses his first Boston game to injury with a sprained ankle. He had played in 117 of 118 games prior to this, missing one due to an NHL suspension.
- February 2, 1929: The Bruins have their NHL record 13-game unbeaten streak snapped at 11-0-2 with a 3-0 loss to Toronto.
- February 16, 1929: The Bruins take a 3-0 win over Chicago in a game played at the Peace Bridge Arena in Fort Erie, Ontario due to construction of Chicago's new arena.



George Owen became the first player from Harvard University to play in the NHL when he suited up for the Bruins on January 8, 1929.

1929-30

Gm	Date	Opponent	Score
1	Nov. 14	at Detroit	W 5-2
2	16	at Toronto	W 6-5
3	19	NY Rangers	W 3-2
4	23	at Mtl Maroons	W 4-3
5	26	Mtl Maroons	L 1-6
6	30	at Pittsburgh	W 6-2
7	Dec. 1	at Chicago	L 1-3
8	3	Mtl Canadiens	W 3-1
9	7	Detroit	W 2-1
10	10	Pittsburgh	W 5-4
11	12	at Ottawa	W 3-2
12	15	at NY Americans	W 8-4
13	17	Ottawa	W 6-2
14	21	Chicago	W 4-1

15	Dec. 25	Toronto	W 6-2
16	26	at NY Rangers	W 4-2
17	28	at Mtl Canadiens	W 3-2
18	Jan. 1	NY Americans	W 5-2
19	4	at Mtl Maroons	W 4-2
20	7	NY Rangers	W 3-0
21	9	at Pittsburgh	W 4-3
22	12	at NY Americans	L 2-3
23	14	Ottawa	W 5-1
24	16	at Chicago	L 1-2
25	19	at Detroit	W 5-4
26	21	Chicago	W 5-1
27	23	NY Americans*	W 2-1
28	25	at Mtl Canadiens	W 2-1
29	28	Pittsburgh	W 6-0
30	Feb. 2	at NY Rangers*	T 3-3
31	4	Detroit	W 3-1
32	11	Toronto*	W 6-5
33	12	at Pittsburgh	W 4-3
34	15	at Toronto*	W 5-3
35	16	at Detroit	W 4-2
36	18	Mtl Maroons	W 3-2
37	23	at NY Rangers	W 3-2
38	25	Pittsburgh	W 7-0
39	Mar. 1	at Ottawa	W 2-1
40	4	Mtl Canadiens	W 5-2
41	11	Chicago	W 4-3
42	13	at Chicago*	L 2-3
43	15	Detroit	W 5-2
44	18	NY Rangers	W 9-2

Player	GP	G	A	PTS	PIM
Cooney Weiland	44	43	30	73	27
Dit Clapper	44	41	20	61	48
Norman Gainer	43	18	31	49	39
Marty Barry	44	18	15	33	8
Eddie Shore	43	12	19	31	105
Harry Oliver	42	16	5	21	12
Percy Galbraith	44	7	9	16	38
George Owen	42	9	4	13	31
Bill Carson	44	7	4	11	24
Mickey Mackay	40	4	5	9	13
Lionel Hitchman	39	2	7	9	39
Harry Connor/Ottawa	25	1	2	3	22
/Boston	13	0	0	0	4
/Total	38	1	2	3	26
Bill Hutton	16	2	0	2	2
Art Gagne	6	0	1	1	6
Myles Lane	3	0	0	0	0
Bobby Taylor	8	0	0	0	6
Cecil Thompson	44	0	0	0	0

Goaltender	GP	MINS	W-L-T	GA	GAA
Cecil Thompson	44	2680	38-5-1	98	2.19

1929-30 NOTABLES:

Home Record	21-1-0
Road Record	17-4-1
Overall Record	38-5-1



Ralph "Cooney" Weiland became the first Bruin to win a league scoring title with 43 goals and 73 points in just 44 games in the 1929-30 season.

- The Bruins set NHL records with 38 wins, 77 points, 179 goals for and 98 goals against. Their points percentage of .875 remains the best in NHL history.
- Ralph "Cooney" Weiland becomes the first Bruin to lead the NHL in scoring with the best single season in league

- history, scoring 73 points in just 44 games.
- Cecil "Tiny" Thompson wins the Vezina Trophy for allowing the fewest goals in the league.
- Dit Clapper (third) and Dutch Gainer (tenth) also place in the league's top ten in scoring.
- December 17, 1929: Cooney Weiland takes the first major penalty of his career in a fight with Ottawa's Joe Lamb. Eddie Shore is fined \$25 by the NHL for coming off the bench to join in the altercation.
- January 12, 1930: The Bruins have their NHL-record 14-game win streak snapped with a 3-2 loss at NY Americans. It remains a club record. It also snaps Tiny Thompson's league record win streak for a goaltender at 14 games.
- January 21, 1930: Cooney Weiland scores twice, including the team's 100th goal of the season, in a 5-1 win over Chicago. It is the earliest any NHL team has reached the 100-goal mark.
- March 18, 1930: The Bruins take a 9-2 victory over NY Rangers for their league-record 20th straight home victory. Cooney Weiland scores three goals in the 9-2 win over NY Rangers and wins the league's scoring title with 43 goals and 73 points in just 44 games.

1930-31

Gm	Date	Opponent	Score
1	Nov. 11	NY Americans	W 1-0
2	18	Mtl Canadiens	W 5-2
3	20	at Chicago	L 0-1
4	23	at Detroit*	T 2-2
5	25	Chicago*	L 3-4
6	27	at Ottawa	W 2-1
7	29	at Mtl Canadiens	L 2-3
8	Dec. 2	Toronto	W 3-2
9	6	at Philadelphia	W 4-3
10	9	Mtl Maroons	W 2-1
11	11	at NY Americans	L 1-2
12	13	at Toronto	W 7-3
13	16	Detroit	W 3-2
14	18	at NY Rangers	W 4-2
15	20	NY Rangers*	T 2-2
16	25	Philadelphia	W 8-0
17	30	Ottawa	W 7-3
18	Jan. 1	at NY Rangers*	W 4-3
19	3	at Mtl Maroons	L 3-5
20	6	Chicago	W 5-2
21	8	at Ottawa	W 3-1
22	11	at Detroit	W 4-1
23	13	NY Rangers*	T 2-2
24	15	at Chicago	L 0-2
25	20	Ottawa	W 4-2
26	22	at NY Americans	L 1-2
27	24	at Philadelphia	W 4-2
28	27	Philadelphia*	T 3-3
29	29	at NY Rangers	W 4-3
30	Feb. 3	Detroit	W 7-2
31	7	at Mtl Canadiens	W 2-1
32	10	Chicago	W 2-1
33	14	at Mtl Maroons	W 4-2
34	17	NY Americans	W 2-0
35	19	Mtl Canadiens*	T 1-1
36	21	at Toronto	L 2-4
37	24	at Philadelphia	W 5-1
38	Mar. 3	NY Rangers	W 4-1
39	7	Philadelphia	W 7-2
40	10	Toronto*	T 3-3
41	12	at Chicago	L 2-3
42	15	at Detroit*	L 2-5
43	17	Detroit	W 4-2
44	21	Mtl Maroons	W 3-1

Player	GP	G	A	PTS	PIM
Cooney Weiland	44	25	13	38	14
Marty Barry	44	20	11	31	26
Eddie Shore	44	15	16	31	105
Dit Clapper	43	22	8	30	50
Harry Oliver	43	16	14	30	18
George Owen	37	12	13	25	33
Red Beattie	32	10	11	21	25
Art Chapman	44	7	7	14	22
Norman Gainer	32	8	3	11	14
Hal Darragh/Philadelphia	10	1	1	2	2
/Boston	25	2	4	6	4
/Total	35	3	5	8	6
Fred Harris	34	2	4	6	20
Percy Galbraith	43	2	3	5	28
Jack Pratt	32	2	0	2	36



REGULAR SEASON SCORING & RESULTS

Lionel Hitchman	41	0	2	2	40
Paul Runge	2	0	0	0	0
Bill Hutton	9	0	0	0	2
Ron Lyons	14	0	0	0	21
Cecil Thompson	44	0	0	0	0

Goaltender	GP	MINS	W-L-T	GA	GAA
Cecil Thompson	44	2730	28-10-6	90	1.98

1930-31 NOTABLES:

Home Record	16-1-5
Road Record	12-9-1
Overall Record	28-10-6

- The Bruins win their fourth consecutive American Division title.
- Eddie Shore, Dit Clapper and Tiny Thompson are named to the league's inaugural All-Star Teams. Shore is named to the First Team on defense while Clapper and Thompson earned Second Team berths in defense and goal, respectively.
- Cooney Weiland finishes ninth overall in league scoring.
- November 25, 1930: The Bruins suffer their only home loss of the season with a 4-3 overtime setback to Chicago.
- December 25, 1930: Six players, including Boston's Eddie Shore, George Owen and Dit Clapper, are given major penalties following a bench-clearing altercation in an 8-0 win over Philadelphia. All three players are fined \$15 by the NHL and Clapper would later be suspended for one game.



Cooney Weiland (left) and Tiny Thompson (right) in the dressing room in Boston Garden. Weiland led the team in scoring in 1930-31 while Thompson tended goal in every game for the third straight season.

1931-32

Gm	Date	Opponent	Score
1	Nov. 14	at Mtl Maroons	L 1-4
2	17	Detroit*	W 1-0
3	19	at NY Rangers	L 1-2
4	21	at Mtl Canadiens	L 0-3
5	24	Mtl Canadiens	W 7-1
6	26	Chicago	W 1-0
7	28	at Toronto*	L 5-6
8	Dec. 1	Mtl Maroons	W 7-3
9	8	NY Americans	L 2-3
10	10	at Detroit*	T 1-1
11	13	at Chicago	W 3-0
12	15	NY Rangers*	T 2-2
13	22	Detroit	W 6-2
14	26	at Mtl Maroons*	T 4-4
15	29	Chicago*	T 3-3
16	31	Mtl Canadiens	W 5-0
17	Jan. 3	at NY Americans*	T 0-0
18	5	Toronto*	T 3-3
19	7	at Detroit*	T 0-0
20	10	at Chicago*	T 1-1
21	12	NY Rangers*	L 3-5
22	14	at NY Rangers	L 1-3
23	16	at Mtl Canadiens*	T 2-2
24	19	Chicago	L 2-3
25	23	Detroit	L 0-2
26	26	Mtl Maroons	L 3-4
27	28	at NY Rangers	W 4-1
28	Feb. 2	NY Americans	L 3-4
29	4	at NY Americans	W 5-0
30	6	at Toronto	L 0-6

31	Feb. 9	NY Rangers	W 2-1
32	11	Mtl Maroons	L 4-7
33	14	at NY Americans	W 3-1
34	16	Toronto	W 3-0
35	18	at Detroit*	T 0-0
36	20	at Chicago	L 1-2
37	23	NY Rangers*	L 0-2
38	25	at NY Rangers*	T 3-3
39	27	at Mtl Canadiens	L 2-4
40	Mar. 1	Mtl Canadiens	W 7-6
41	5	at Mtl Maroons	L 1-3
42	8	Detroit	W 2-0
43	10	Chicago	L 2-3
44	12	at Toronto*	L 3-5
45	15	Toronto	W 6-2
46	18	at Detroit*	T 1-1
47	20	at Chicago	L 0-1
48	22	NY Americans	L 6-8

Player	GP	G	A	PTS	PIM
Dit Clapper	48	17	22	39	21
Marty Barry	48	21	17	38	22
Cooney Weiland	47	14	12	26	20
Art Chapman	48	11	14	25	18
George Owen	45	12	10	22	29
Eddie Shore	44	9	13	22	80
Harry Oliver	44	13	7	20	22
Irwin Boyd	30	10	10	20	31
Bill Touhey	26	5	4	9	12
Frank Jerwa	29	4	5	9	14
Alex Cook	28	4	4	8	14
Lionel Hitchman	48	4	3	7	36
Eddie Burke	16	3	0	3	12
Percy Galbraith	47	2	1	3	28
Harry Foster	34	1	2	3	12
Jim Lloyd Klein	6	1	0	1	0
Paul Runge	14	0	1	1	8
Ed Jeremiah/NY Americans	9	0	1	1	0
/Boston	6	0	0	0	0
/Total	15	0	1	1	0
Red Beattie	2	0	0	0	0
Wilf Cude	2	0	0	0	0
Max Sutherland	2	0	0	0	0
Percy Jackson	4	0	0	0	0
Jack Pratt	5	0	0	0	6
Joe Jerwa	6	0	0	0	8
Cecil Thompson	43	0	0	0	0

Goaltender	GP	MINS	W-L-T	GA	GAA
Percy Jackson	4	232	1-1-1	8	2.07
Cecil Thompson	43	2698	13-19-11	103	2.29
Wilf Cude	2	120	1-1-0	6	3.00

1931-32 NOTABLES:

Home Record	11-10-3
Road Record	4-11-9
Overall Record	15-21-12



Eddie Shore was named a First Team All-Star in 1931-32 for the second straight season.

- Dit Clapper finishes ninth overall in the league's scoring race.
- Eddie Shore is named a First Team All-Star on defense.
- December 8, 1931: A 3-2 loss to the NY Americans snaps a 19-0-5 home unbeaten streak dating back to December 2, 1930.
- January 16, 1932: Percy Jackson plays in net for Boston in a 2-2 tie at Montreal Canadiens. Tiny Thompson misses the game with an injury, snapping his consecutive games

streak at 154 games.

- January 26, 1932: Percy Jackson replaces Tiny Thompson in goal at the start of the second period of a 4-3 loss to Montreal Maroons. It is the first time a goaltender other than Thompson has tended the Bruins net in Boston Garden.
- February 4, 1932: Wilf Cude earns a 5-0 shutout at NY Americans. It is his first game as a Bruin, having been borrowed from the Boston Cubs with both Tiny Thompson and Percy Jackson injured.
- March 22, 1932: With both Boston and the NY Americans out of playoff contention, experimental rules were tried at the suggestion of Boston General Manager and Coach Art Ross. The blue lines were eliminated and just the center red line governed off-sides.

1932-33

Gm	Date	Opponent	Score
1	Nov. 10	at Toronto*	T 1-1
2	12	at Mtl Canadiens	W 4-0
3	15	Mtl Maroons	W 3-2
4	17	at NY Americans	L 2-4
5	22	Chicago	W 5-1
6	26	at Ottawa	W 6-4
7	29	NY Rangers	L 4-6
8	Dec. 3	at Mtl Maroons	L 0-2
9	6	NY Americans*	W 2-0
10	11	at NY Rangers*	L 1-3
11	13	Toronto	W 5-1
12	15	at Chicago	W 1-0
13	18	at Detroit	L 1-2
14	20	Ottawa	W 2-1
15	22	Detroit	W 7-0
16	24	at Ottawa*	T 1-1
17	27	Mtl Canadiens	W 1-0
18	Jan. 1	at NY Americans	L 4-5
19	3	NY Americans*	T 0-0
20	5	at Chicago*	T 0-0
21	8	at Detroit	L 1-3
22	10	Ottawa*	W 3-2
23	12	at NY Rangers	L 1-3
24	14	at Mtl Maroons	W 3-2
25	17	Mtl Maroons	W 6-2
26	19	at Toronto	L 0-3
27	21	at Mtl Canadiens	L 2-5
28	24	Mtl Canadiens	W 3-2
29	26	Toronto	W 4-2
30	31	Chicago	L 1-5
31	Feb. 2	Detroit*	T 1-1
32	4	at Ottawa	L 2-3
33	7	NY Rangers	W 2-1
34	9	Mtl Maroons	W 1-0
35	11	at Mtl Maroons	L 2-4
36	14	Toronto	W 7-2
37	16	at Chicago	L 1-2
38	19	at Detroit	L -2
39	21	Mtl Canadiens	W 10-0
40	28	Ottawa*	T 0-0
41	Mar. 5	at NY Rangers	W 2-1
42	7	Detroit	W 4-1
43	9	NY Americans	W 4-2
44	11	at Toronto	W 6-2
45	14	Chicago	W 3-2
46	16	at NY Americans*	T 1-1
47	18	at Mtl Canadiens*	T 0-0
48	21	NY Rangers	W 3-2

Player	GP	G	A	PTS	PIM
Marty Barry	47	24	13	37	40
Nels Stewart	47	18	18	36	62
Eddie Shore	48	8	27	35	102
Dit Clapper	48	14	14	28	42
Red Beattie	48	8	12	20	12
Joe Lamb	42	11	8	19	68
Harry Oliver	47	11	7	18	10
Vic Ripley/Chicago	15	2	4	6	6
/Boston	23	2	5	7	21
/Total	38	4	9	13	27
Orville Heximer	48	7	5	12	24
Alex Smith/Ottawa	34	2	0	2	42
/Boston	15	5	4	9	30
/Total	49	7	4	11	72
Art Chapman	46	3	6	9	19
George Owen	42	6	2	8	10
Frank Jerwa	34	3	4	7	23
Tom Filmore/NY Americans	34	1	4	5	9



REGULAR SEASON SCORING & RESULTS

Tom Filmore/Boston	1	0	0	0	0
/Total	35	1	4	5	9
Billy Burch	23	3	1	4	4
Percy Galbraith	47	1	2	3	28
Lionel Hitchman	45	0	1	1	34
Earl Roche/Mtl Maroons	5	0	0	0	0
/Boston	3	0	0	0	0
/Total	8	0	0	0	0
Cecil Thompson	48	0	0	0	0

Goaltender	GP	MINS	W-L-T	GA	GAA
Cecil Thompson	48	3000	25-15-8	88	1.76

1932-33 NOTABLES:

Home Record	19-2-3
Road Record	6-13-5
Overall Record	25-15-8

- The Bruins tie with Detroit for the league's top record at 25-15-8.
- Eddie Shore becomes the first Bruin to win the Hart Trophy and is named to the First All-Star Team.
- Tiny Thompson wins his second Vezina Trophy.
- Marty Barry (seventh), Nels Stewart (ninth) and Eddie Shore (tie-tenth) all finish among the league's top ten scorers.
- December 20, 1932: Orville Heximer scores the game-winning goal in a 2-1 Boston win from behind the net, flipping the puck over the net and off Ottawa goaltender Bill Beveridge into the goal.
- February 21, 1933: Tiny Thompson makes 23 saves as the Bruins defeat the Montreal Canadiens by a 10-0 score. It is the most goals scored in an NHL game in the 1932-33 season.
- March 14, 1933: The Bruins are awarded a 3-2 win over Chicago. Coach Art Ross pulls goaltender Tiny Thompson with Chicago holding a 2-1 lead and Eddie Shore scores at 19:58 of the third to tie the game. Marty Barry scores in a goalmouth scramble at 3:11 of overtime and Chicago protests that the puck had been frozen. Chicago General Manager Tommy Gorman exchanges punches with referee Bill Stewart and then pulls his team off the ice. Stewart drops the puck for a faceoff and declares the game a forfeit.



Marty Barry won his first of three straight team scoring titles in 1932-33.

1933-34

Gm	Date	Opponent	Score
1	Nov. 9	at Toronto	L 1-6
2	11	at Mtl Maroons	L 2-3
3	14	Detroit	L 2-4
4	18	at Mtl Canadiens	W 2-1
5	21	Chicago	W 2-0
6	23	at Detroit	W 6-0
7	26	at Chicago	L 0-1
8	28	Ottawa	W 2-1
9	30	at Ottawa	L 1-2
10	Dec. 2	NY Rangers	L 0-3
11	5	Mtl Canadiens	W 5-2
12	9	NY Americans	W 4-2
13	12	Toronto	L 1-4
14	14	at NY Americans	W 5-4
15	17	at NY Rangers*	T 2-2
16	19	Mtl Maroons*	W 1-0
17	23	Chicago	L 1-3
18	26	Toronto*	T 2-2

19	Dec. 28	at Mtl Canadiens	W 4-3
20	Jan. 2	Mtl Maroons	L 0-1
21	4	at Ottawa	L 2-9
22	6	at Mtl Maroons	L 2-4
23	9	NY Americans	L 1-2
24	11	at Chicago*	T 0-0
25	14	at Detroit	L 0-2
26	16	Mtl Canadiens	W 4-0
27	18	at Toronto	L 2-6
28	21	at NY Americans	L 2-4
29	23	Detroit	L 1-3
30	28	at NY Rangers	L 2-4
31	30	NY Rangers	W 2-1
32	Feb. 1	at Detroit*	T 2-2
33	4	at Chicago*	W 2-1
34	6	NY Americans	L 0-1
35	10	at Mtl Maroons	L 0-1
36	13	NY Rangers	L 4-6
37	15	Mtl Maroons*	T 4-4
38	17	at Toronto	L 4-6
39	20	Detroit	L 1-4
40	22	Ottawa*	L 1-3
41	24	at Ottawa	L 4-9
42	27	Chicago	W 3-1
43	Mar. 1	Mtl Canadiens	W 3-1
44	3	at Mtl Canadiens	L 1-2
45	6	Toronto	W 7-2
46	13	Ottawa	W 2-1
47	15	at NY Rangers	W 3-2
48	18	at NY Americans	W 9-5

Player	GP	G	A	PTS	PIM
Marty Barry	48	27	12	39	12
Nels Stewart	47	21	17	38	68
Joe Lamb	48	10	15	25	47
Dit Clapper	48	10	12	22	6
Red Beattie	48	9	13	22	26
Harry Oliver	48	5	9	14	6
Babe Siebert/NY Rangers	13	0	1	1	18
/Boston	32	5	6	11	31
/Total	45	5	7	12	49
Eddie Shore	30	2	10	12	57
Lloyd Gross/NY Americans	21	7	3	10	10
/Boston	6	1	0	1	6
/Total	27	8	3	11	16
Alex Smith	48	4	6	10	32
Bob Gracie	24	2	6	8	16
Art Chapman	21	3	2	5	6
Don Smillie	12	2	2	4	4
James O'Neil	25	2	2	4	15
Vic Ripley	14	2	1	3	6
Myles Lane	28	2	1	3	17
Percy Galbraith/Ottawa	2	0	0	0	0
/Boston	42	0	2	2	5
/Total	44	0	2	2	5
Lionel Hitchman	27	1	0	1	4
George Patterson	10	0	1	1	2
Archie Wilcox/Mtl Maroons	10	0	0	0	2
/Boston	14	0	1	1	2
/Total	24	0	1	1	4
Joe Jerwa	3	0	0	0	8
Tom Filmore	3	0	0	0	0
John Sheppard	4	0	0	0	0
Walter Harnott	6	0	0	0	6
Frank Jerwa	7	0	0	0	2
Bert McInenly/Ottawa	2	0	0	0	0
/Boston	7	0	0	0	4
/Total	9	0	0	0	4
Bob Davie	9	0	0	0	6
Cecil Thompson	48	0	0	0	0

Goaltender	GP	MINS	W-L-T	GA	GAA
Cecil Thompson	48	2980	18-25-5	130	2.62

1933-34 NOTABLES:

Home Record	11-11-2
Road Record	7-14-3
Overall Record	18-25-5

- Eddie Shore earns a Second Team All-Star berth.
- Marty Barry and Nels Stewart finish fourth and sixth, respectively, in the league's scoring race.
- December 12, 1933: A game vs. Toronto in Boston Garden was the setting for one of the most infamous acts in NHL history. Eddie Shore, having been struck from behind by a Toronto player, charged the Maple Leafs' Ace Bailey,

erroneously believing that Bailey had struck him. Bailey was knocked to the ice and went into convulsions, having suffered a fractured skull. He remained in a Boston hospital for two months, underwent two brain surgeries and never played hockey again. Shore was suspended by the NHL for 16 games, at the time the longest suspension ever levied by the league.

• February 22, 1934: Lionel Hitchman plays his final NHL game against the team with which he started his career. The Ottawa Senators defeat the Bruins by a 3-1 score.

• March 6, 1934: Ace Bailey returns to Boston for the first time since leaving the hospital a month earlier and drops the first puck in a pre-game ceremony. He receives a standing ovation from the crowd.



Lionel Hitchman played his final NHL game on February 22, 1934. His number 3 would later be retired by the Bruins.

1934-35

Gm	Date	Opponent	Score
1	Nov. 8	at Toronto	L 3-5
2	11	at Ottawa	W 4-2
3	17	St. Louis	W 1-0
4	20	Detroit	W 1-0
5	24	at St. Louis	W 4-1
6	25	at Chicago	L 0-4
7	27	Chicago	L 2-3
8	Dec. 1	at Mtl Canadiens	W 2-0
9	4	Toronto	L 0-1
10	8	Mtl Canadiens	W 4-0
11	11	NY Americans	W 4-3
12	13	at NY Americans*	L 3-4
13	16	at NY Rangers	L 1-2
14	18	NY Rangers	W 5-3
15	22	Detroit	W 4-3
16	25	Mtl Maroons	L 3-5
17	27	at Mtl Maroons	L 0-1
18	30	at NY Rangers*	T 0-0
19	Jan. 1	NY Rangers	W 5-2
20	3	at Mtl Canadiens	W 2-1
21	5	Chicago	L 0-6
22	8	Toronto	W 3-1
23	10	at St. Louis	W 2-1
24	13	at Chicago*	T 1-1
25	15	St. Louis	W 5-3
26	19	Mtl Canadiens	L 1-4
27	22	Mtl Maroons	W 4-3
28	26	at Mtl Canadiens	L 2-3
29	27	at Detroit*	T 2-2
30	29	NY Americans	W 4-0
31	Feb. 2	at Mtl Maroons	L 1-3
32	5	Detroit	W 4-2
33	7	at Toronto*	T 4-4
34	10	at NY Americans	L 5-7
35	12	Toronto*	W 6-5
36	16	at St. Louis	L 0-3
37	17	at Chicago	W 2-1
38	19	Mtl Canadiens	W 3-1
39	24	at NY Rangers*	T 0-0
40	26	St. Louis	W 5-0
41	Mar. 2	at Mtl Maroons*	T 2-2
42	5	NY Rangers	W 3-1
43	9	at Toronto	W 7-4
44	10	at Detroit*	W 2-1
45	12	NY Americans	W 4-1
46	14	at NY Americans	W 5-4
47	16	Chicago	L 2-5
48	19	Mtl Maroons	L 2-4



REGULAR SEASON SCORING & RESULTS

Player	GP	G	A	PTS	PIM
Marty Barry	48	20	20	40	33
Nels Stewart	47	21	18	39	45
Dit Clapper	48	21	16	37	21
Eddie Shore	48	7	26	33	32
Charlie Sands	43	15	12	27	0
Max Kaminsky	38	12	15	27	4
Red Beattie	48	9	18	27	27
Babe Siebert	48	6	18	24	80
James O'Neil	48	2	11	13	25
Paul Haynes/Mtl Maroons	11	1	2	3	0
/Boston	37	4	3	7	8
/Total	48	5	5	10	8
Jack Shill	45	4	4	8	22
Gerry Shannon/St. Louis	25	2	2	4	11
/Boston	17	1	1	2	4
/Total	42	3	3	6	15
Bert McInenly	33	2	1	3	24
Hap Emms	11	1	1	2	8
Jack Portland/Mtl Canadiens	5	0	0	0	2
/Boston	15	1	1	2	2
/Total	20	1	1	2	4
Johnny Gagnon	24	1	1	2	9
Jean Pusie	4	1	0	1	0
Art Giroux	10	1	0	1	0
Bob Davie	30	0	1	1	17
Alex Motter	5	0	0	0	0
Frank Jerwa	5	0	0	0	0
Gordon Savage	8	0	0	0	2
Burr Williams/St. Louis	9	0	0	0	6
/Boston	7	0	0	0	0
/Total	16	0	0	0	6
Cecil Thompson	48	0	0	0	0

Goaltender	GP	MINS	W-L-T	GA	GAA
Cecil Thompson	48	2970	26-16-6	112	2.26

1934-35 NOTABLES:

Home Record	17-7-0
Road Record	9-9-6
Overall Record	26-16-6

- Eddie Shore wins his second Hart Trophy and his fourth First Team All-Star honor.
- Tiny Thompson and Dit Clapper are both named to the Second All-Star Team.
- Marty Barry (eighth) and Nels Stewart (tenth) again place among the league's top scorers.
- November 17, 1934: As the Bruins host St. Louis in their home opener, only the defensemen on the team are wearing helmets. All players had worn them following the Ace Bailey incident a year earlier.
- January 15, 1935: Prior to the game vs. St. Louis, the Boston Garden ice-making machinery broke down and left a 12' x 6' patch of concrete near the East goal. NHL President Frank Calder was in attendance at the game and decreed that a rubber patch be placed over the spot with the referee to blow his whistle to stop play when the puck neared that area. The teams changed ends every ten minutes of the 5-3 Boston win.



Nels Stewart was one of three Bruins to score 20-or-more goals in the 1934-35 season.

1935-36

Gm	Date	Opponent	Score
1	Nov. 16	at Mtl Maroons	L 0-1
2	19	NY Americans	W 1-0
3	24	at NY Rangers	L 0-1

4	Nov. 26	Toronto	L 1-2
5	30	at NY Americans	L 1-2
6	Dec. 1	NY Rangers	W 2-0
7	3	Chicago	L 1-3
8	5	at Detroit	L 1-2
9	9	at Chicago	L 0-1
10	10	Mtl Maroons	W 2-0
11	12	at Mtl Canadiens*	T 1-1
12	15	Mtl Canadiens	W 2-1
13	17	Detroit	W 4-1
14	19	at Toronto*	T 0-0
15	22	at NY Rangers	L 1-3
16	25	NY Rangers	L 2-3
17	28	at Mtl Maroons	W 6-3
18	29	at Detroit*	W 4-3
19	Jan. 1	Mtl Canadiens	L 0-2
20	4	at Mtl Canadiens*	T 1-1
21	7	Chicago	W 2-0
22	12	at NY Rangers	W 6-3
23	14	Toronto	W 4-1
24	18	at Toronto	L 2-5
25	19	at Chicago	L 1-2
26	21	Mtl Maroons	W 1-0
27	26	at NY Americans	W 2-1
28	28	Detroit	W 2-0
29	Feb. 2	NY Americans*	W 2-1
30	4	Toronto	L 0-3
31	6	at Mtl Canadiens	W 4-3
32	9	at NY Rangers	L 0-2
33	11	Chicago	W 7-1
34	13	at Detroit	L 0-1
35	16	at Chicago	L 2-4
36	18	Detroit	L 1-2
37	23	NY Rangers	L 3-4
38	25	NY Americans	W 3-2
39	27	at Mtl Maroons	W 2-1
40	Mar. 1	at NY Americans	L 2-5
41	3	Mtl Maroons*	T 3-3
42	5	at Chicago*	T 2-2
43	8	at Detroit	W 5-2
44	10	Detroit*	W 1-0
45	15	Chicago	W 1-0
46	17	Mtl Canadiens	W 1-0
47	19	at Toronto*	T 2-2
48	22	NY Rangers	L 1-3

Player	GP	G	A	PTS	PIM
Red Beattie	48	14	18	32	27
Cooney Weiland	48	14	13	27	15
Dit Clapper	44	12	13	25	14
Babe Siebert	46	12	9	21	66
Bill Cowley	48	11	10	21	17
Eddie Shore	46	3	16	19	61
James O'Neil	48	2	11	13	49
Paul Runge/Mtl Canadiens	12	0	2	2	4
/Boston	33	8	2	10	14
/Total	45	8	4	12	18
Charlie Sands	41	6	4	10	8
Bill Hollett/Toronto	11	1	4	5	8
/Boston	6	1	2	3	2
/Total	17	2	6	8	10
Roger Jenkins	42	2	6	8	51
Ted Graham	48	4	1	5	37
Alex Motter	23	1	4	5	4
Lorne Duguid/Detroit	5	0	0	0	0
/Boston	29	1	4	5	2
/Total	34	1	4	5	2
Max Kaminsky	37	1	2	3	20
Gerry Shannon	25	0	1	1	6
Woody Dumart	1	0	0	0	0
Ray Getliffe	1	0	0	0	2
Bobby Bauer	1	0	0	0	0
Jack Portland	2	0	0	0	0
Bob Davie	2	0	0	0	2
Eddie Finnigan	3	0	0	0	0
Bert McInenly	3	0	0	0	0
Bob Blake	7	0	0	0	2
Jack Riley	8	0	0	0	0
Phil Bessler	8	0	0	0	0
Cecil Thompson	48	0	0	0	0

Goaltender	GP	MINS	W-L-T	GA	GAA
Cecil Thompson	48	2930	22-20-6	82	1.68

1935-36 NOTABLES:

Home Record	15-8-1
-------------------	--------

Road Record	7-12-5
Overall Record	22-20-6

- Eddie Shore wins his third Hart Trophy and Tiny Thompson wins his third Vezina Trophy.
- Eddie Shore and Babe Siebert are named First Team All-Stars on defense and Tiny Thompson earns a berth in goal.
- December 1, 1935: The Bruins play the first Sunday game in their history, a 2-0 win over the NY Rangers.
- January 14, 1936: Tiny Thompson becomes the first goaltender in NHL history to get credit for an assist.
- March 17, 1936: Tiny Thompson records his third consecutive 1-0 shutout, extending his scoreless stretch to 196:25.



John "Red" Beattie led the Bruins in scoring in 1935-36.

1936-37

Gm	Date	Opponent	Score
1	Nov. 7	at Mtl Canadiens	L 0-2
2	15	Mtl Canadiens	W 2-1
3	17	NY Rangers	L 1-6
4	21	at Toronto	W 4-3
5	22	at Chicago	W 2-1
6	24	Chicago*	T 1-1
7	26	Mtl Maroons*	W 3-2
8	28	at NY Rangers*	T 2-2
9	Dec. 5	at Mtl Canadiens	L 3-4
10	8	Detroit	L 3-4
11	13	at NY Americans	W 4-3
12	15	NY Americans*	W 5-3
13	17	at Mtl Maroons	W 5-0
14	20	at Detroit	L 3-4
15	22	Toronto	L 2-4
16	26	at Toronto	W 2-1
17	29	Mtl Maroons	W 3-0
18	31	at NY Rangers*	T 2-2
19	Jan. 3	NY Rangers	W 3-2
20	5	Detroit	L 2-3
21	7	at Chicago	W 2-0
22	10	at Detroit	L 2-4
23	12	Chicago	L 2-4
24	17	at NY Americans	W 3-0
25	19	Toronto	L 2-6
26	21	at Mtl Maroons	W 2-1
27	24	NY Americans*	T 6-6
28	26	NY Rangers	L 0-3
29	28	at NY Rangers*	T 1-1
30	31	Detroit	L 1-2
31	Feb. 2	Mtl Canadiens	L 0-1
32	4	at Mtl Canadiens	W 6-2
33	7	at Detroit	L 0-8
34	9	Mtl Maroons	L 0-2
35	13	at Toronto	W 3-0
36	14	at Chicago	W 2-1
37	16	NY Rangers	W 3-2
38	18	at Mtl Maroons	W 2-1
39	21	Mtl Canadiens*	T 2-2
40	23	NY Americans	W 5-2
41	25	at NY Americans	L 1-3
42	Mar. 2	Chicago	L 2-4
43	7	at NY Rangers	W 1-0
44	9	Detroit	W 6-1
45	11	at Chicago	W 6-2
46	14	at Detroit	L 1-2
47	16	Toronto*	T 1-1
48	21	Chicago	W 6-1



REGULAR SEASON SCORING & RESULTS

Player	GP	G	A	PTS	PIM
Bill Cowley	46	13	22	35	35
Ray Getliffe	48	16	15	31	28
Dit Clapper	48	17	8	25	25
Charlie Sands	46	18	5	23	6
Reginald Smith	43	8	10	18	36
Red Beattie	48	8	7	15	10
Cooney Weiland	48	6	9	15	6
Roy Goldsworthy	47	8	6	14	8
Bill Hollett	47	3	7	10	22
Milt Schmidt	26	2	8	10	15
Fred Cook	40	4	5	9	8
Woody Dumart	17	4	4	8	2
Joe Jerwa	26	3	5	8	30
Allen Shields/NY Americans	27	3	0	3	79
/Boston	18	0	4	4	15
/Total	45	3	4	7	94
Jack Portland	46	2	4	6	58
Nels Stewart	11	3	2	5	6
Eddie Shore	19	3	1	4	12
James O'Neil	20	0	2	2	6
Bobby Bauer	1	1	0	1	0
Lorne Duguid	1	1	0	1	2
Sammy McManus	1	0	0	0	0
Sylvio Mantha	4	0	0	0	2
Walt Kalbfleish/NY Americans	6	0	0	0	4
/Boston	1	0	0	0	0
/Total	7	0	0	0	4
Cecil Thompson	48	0	0	0	0

Goaltender	GP	MINS	W-L-T	GA	GAA
Cecil Thompson	48	2970	23-18-7	110	2.22

1936-37 NOTABLES:

Home Record	9-11-4
Road Record	14-7-3
Overall Record	23-18-7

- The Bruins finish with a record above .500 on the road and below .500 at home for the only time in their history.
- Bill Cowley finishes tenth in the league's scoring race.
- December 22, 1936: Milt Schmidt plays his first game in a Bruins uniform in a 4-2 loss to Toronto. Schmidt would go on to become the only man to serve the Bruins as a player, captain, coach and general manager.
- January 5, 1937: The Bruins drop a 3-2 decision to Detroit in a game in which neither team is called for a penalty.
- March 21, 1937: The "Kraut Line" of center Milt Schmidt, left wing Woody Dumart and right wing Bobby Bauer played together as a line for the first time in the NHL. The trio had played as a line in Providence earlier in the season.



Bruins great Milt Schmidt played his first NHL game on December 22, 1936 vs. Toronto.

1937-38

Gm	Date	Opponent	Score
1	Nov. 6	at Mtl Maroons	W 4-2
2	14	NY Rangers	W 3-2
3	16	Mtl Maroons	W 1-0
4	18	at NY Americans	W 2-1
5	20	at Toronto	W 3-2
6	21	at Chicago	W 2-1
7	23	Mtl Canadiens*	T 1-1
8	28	NY Americans*	T 3-3
9	Dec. 2	at Mtl Canadiens	L 0-2
10	5	at NY Rangers	L 0-4

11	Dec. 7	Detroit	L 2-3
12	14	Toronto	W 3-1
13	18	at Mtl Maroons	W 3-1
14	19	at Detroit	W 4-2
15	21	Chicago	W 2-1
16	25	at NY Americans	W 1-0
17	26	NY Americans	L 1-3
18	28	NY Rangers	W 3-2
19	31	at NY Rangers	L 3-5
20	Jan. 2	at Detroit	W 4-1
21	4	Toronto	W 6-3
22	8	at Mtl Canadiens	L 2-6
23	11	Detroit	W 6-2
24	16	Mtl Canadiens	W 1-0
25	18	Chicago	W 5-1
26	22	at Toronto	W 9-1
27	23	at Chicago	L 2-3
28	25	NY Rangers	L 2-3
29	29	at Mtl Maroons*	T 2-2
30	30	at Detroit*	T 2-2
31	Feb. 1	Detroit	W 2-0
32	5	at Toronto	L 1-3
33	6	at Chicago	W 7-2
34	8	Chicago	W 3-1
35	13	Mtl Canadiens*	W 1-0
36	15	Mtl Maroons	W 5-2
37	17	at NY Rangers*	W 3-2
38	20	NY Rangers	W 3-2
39	22	Toronto	W 2-0
40	24	at Mtl Canadiens*	T 1-1
41	Mar. 1	Detroit	W 6-1
42	3	at Chicago	L 2-3
43	6	at Detroit	L 3-4
44	8	NY Americans	W 7-0
45	10	at NY Americans*	T 2-2
46	13	at NY Rangers	W 2-1
47	15	Mtl Maroons	T 4-4
48	20	Chicago	W 6-1

Player	GP	G	A	PTS	PIM
Bill Cowley	48	17	22	39	8
Bobby Bauer	48	20	14	34	9
Charlie Sands	46	17	12	29	12
Milt Schmidt	44	13	14	27	15
Woody Dumart	48	13	14	27	6
Ray Getliffe	36	11	13	24	6
Cooney Weiland	48	11	12	23	16
Gordon Pettinger/Detroit	12	1	3	4	4
/Boston	35	7	10	17	10
/Total	47	8	13	21	14
Roy Goldsworthy	45	9	10	19	14
Eddie Shore	47	3	14	17	42
Dit Clapper	46	6	9	15	24
Bill Hollett	48	4	10	14	54
Art Jackson	48	9	3	12	24
Jack Portland	48	0	5	5	26
Mel Hill	8	2	0	2	2
Robert Hamill	6	0	1	1	2
John Crawford	2	0	0	0	0
Red Beattie	14	0	0	0	0
Cecil Thompson	48	0	0	0	0

Goaltender	GP	MINS	W-L-T	GA	GAA
Cecil Thompson	48	2970	30-11-7	89	1.80



Bobby Bauer was the only Bruin to score 20 goals in the 1937-38 season.

1937-38 NOTABLES:

Home Record	18-3-3
-------------------	--------

Road Record	12-8-4
Overall Record	30-11-7

- The Bruins finish the season with the league's top record at 30-11-7.
- Eddie Shore wins his fourth Hart Trophy and Tiny Thompson wins his fourth Vezina Trophy.
- Bill Cowley finishes sixth overall in the NHL scoring race and is named a First Team All-Star.
- Tiny Thompson and Eddie Shore join Cowley on the First All-Star Team and Art Ross is named coach of the Second Team.
- December 21, 1937: Chicago's Paul Thompson scores at 19:51 of the third period to ruin brother Tiny's shutout bid in a 2-1 Boston victory.

1938-39

Gm	Date	Opponent	Score
1	Nov. 3	at Toronto	W 3-2
2	6	at Detroit	W 4-1
3	13	at NY Americans	L 1-2
4	15	Toronto*	T 1-1
5	20	Detroit	W 4-1
6	22	NY Rangers	W 4-2
7	27	NY Americans	W 8-2
8	Dec. 1	at Montreal	L 0-2
9	4	at Chicago	W 5-0
10	6	Chicago	W 2-0
11	11	at NY Rangers	W 3-0
12	13	Montreal	W 3-2
13	15	at Montreal	W 1-0
14	18	at Detroit	W 2-0
15	20	NY Americans	W 3-0
16	25	NY Rangers	L 0-1
17	27	Toronto	W 8-2
18	29	at NY Americans	L 2-4
19	31	at NY Rangers*	L 1-2
20	Jan. 1	Detroit	W 4-1
21	3	NY Americans	W 2-1
22	5	at Chicago	W 2-1
23	7	at Toronto	L 0-2
24	10	Chicago	W 3-1
25	17	Toronto	W 2-1
26	19	at Montreal	L 0-1
27	22	at Detroit	W 5-0
28	24	Montreal	W 6-4
29	29	at NY Americans	W 3-2
30	31	NY Americans*	T 2-2
31	Feb. 2	at Toronto	W 2-1
32	5	@ Chicago	W 3-0
33	7	Toronto	W 2-0
34	9	@ NY Rangers	W 4-2
35	12	NY Rangers	L 2-3
36	14	Detroit	W 2-1
37	16	@ Montreal	W 5-1
38	19	@ Detroit	L 1-4
39	21	Chicago	W 8-2
40	25	@ Toronto	L 0-1
41	26	@ Chicago	W 5-1
42	28	Montreal	W 6-2
43	Mar. 5	NY Rangers*	W 5-3
44	7	Detroit	W 3-0
45	9	at NY Americans	W 9-6
46	12	at NY Rangers	W 4-2
47	14	Chicago	W 4-2
48	19	Montreal*	W 7-5

Player	GP	G	A	PTS	PIM
Bill Cowley	34	8	34	42	2
Roy Conacher	47	26	11	37	12
Milt Schmidt	41	15	17	32	13
Bobby Bauer	48	13	18	31	4
Woody Dumart	45	14	15	29	2
Bill Hollett	47	10	17	27	35
Dit Clapper	42	13	13	26	22
Gordon Pettinger	48	11	14	25	8
Ray Getliffe	43	10	12	22	11
Mel Hill	44	10	10	20	16
Eddie Shore	46	4	14	18	47
Cooney Weiland	47	7	9	16	9
Charlie Sands	39	7	5	12	10
John Crawford	38	4	8	12	2
Jack Portland	48	4	5	9	46
Red Hamill	7	0	1	1	0
Harry Frost	3	0	0	0	0
Jack Shewchuk	3	0	0	0	2



REGULAR SEASON SCORING & RESULTS

Terry Reardon	4	0	0	0	0
Pat McReavy	5	0	0	0	0
Cecil Thompson	5	0	0	0	0
Frank Brimsek	43	0	0	0	0

Goaltender	GP	MINS	W-L-T	GA	GAA
Cecil Thompson	5	310	3-1-1	8	1.55
Frank Brimsek	43	2610	33-9-1	68	1.57

1938-39 NOTABLES:

Home Record	20-2-2
Road Record	16-8-0
Overall Record	36-10-2

- The Bruins finish the regular season with the top record in the seven-team league. Their 74 points were the second-highest total in league history, trailing only the 1929-30 Bruins (77 points).
- Frank Brimsek wins both the Calder Trophy and the Vezina Trophy in addition to First Team All-Star honors.
- Eddie Shore and Dit Clapper join Brimsek on the First All-Star Team. Bobby Bauer is named a Second Team All-Star and Art Ross is named coach of the First Team.
- Bill Cowley finishes third overall in the league's scoring race.
- November 27, 1938: Tiny Thompson plays his final game in a Bruins uniform, an 8-2 victory over the NY Americans. He is traded to Detroit the next day.
- December 1, 1938: Frank Brimsek plays his first game as a Bruin, a 2-0 loss in Montreal.
- December 13, 1938: Frank Brimsek's club-record shutout streak is snapped after 231:54 scoreless minutes when Montreal's Herb Cain scores at 19:14 of the second period.
- February 21, 1939: Roy Conacher ties a club record with four goals in an 8-2 win over Chicago.



Frank Brimsek won both the Calder (top rookie) and Vezina (top goaltender) Trophies in the 1938-39 season.

1939-40

Gm	Date	Opponent	Score
1	Nov. 4	at Toronto	L 0-5
2	12	at Detroit	L 1-2
3	14	Chicago	W 3-1
4	16	at Montreal*	T 3-3
5	19	at Chicago	W 2-0
6	21	Montreal	L 1-2
7	26	NY Rangers*	T 2-2
8	28	Toronto	W 6-2
9	Dec. 3	at NY Americans	W 6-2
10	5	NY Americans	W 2-1
11	8	at Detroit	W 3-0
12	10	at NY Rangers	L 2-3
13	12	Detroit	W 3-1
14	14	at Toronto*	T 1-1
15	17	at Chicago	W 4-2
16	19	Toronto*	W 3-2
17	21	at Montreal	W 3-2
18	24	at NY Americans	W 3-2
19	25	Chicago	W 6-3
20	29	at NY Rangers	L 0-4
21	31	Montreal	W 6-1
22	Jan. 3	NY Rangers	L 4-6
23	7	NY Americans	W 6-2
24	9	Detroit	W 3-1
25	11	at Toronto	W 5-2
26	14	Montreal	W 4-2

27	Jan. 16	at Montreal	W 6-1
28	21	at NY Rangers	L 2-4
29	23	Toronto	W 4-1
30	25	at Chicago*	T 2-2
31	28	at Detroit	L 2-4
32	30	Chicago	W 5-0
33	Feb. 4	NY Americans	W 7-1
34	6	NY Rangers	W 6-2
35	11	at NY Americans	W 4-2
36	13	Detroit	W 10-3
37	20	Toronto	W 5-0
38	24	at Toronto	L 1-3
39	25	at Chicago	L 1-3
40	27	Chicago	W 6-0
41	29	at Montreal	W 4-2
42	Mar. 3	at Detroit	L 3-6
43	5	Detroit	W 7-2
44	7	at NY Americans	W 2-1
45	9	NY Americans	L 2-4
46	12	NY Rangers	W 2-1
47	14	at NY Rangers*	T 0-0
48	17	Montreal	W 7-2

Player	GP	G	A	PTS	PIM
Milt Schmidt	48	22	30	52	37
Woody Dumart	48	22	21	43	16
Bobby Bauer	48	17	26	43	2
Bill Cowley	48	13	27	40	24
Herb Cain	48	21	10	31	30
Roy Conacher	31	18	12	30	8
Dit Clapper	44	10	18	28	25
Bill Hollett	44	10	18	28	18
Ed Wiseman/NY Americans	31	5	13	18	8
/Boston	18	2	6	8	0
/Total	49	7	19	26	8
Art Jackson	45	7	18	25	6
Mel Hill	37	9	11	20	19
Robert Hamill	28	10	8	18	16
Des Smith/Chicago	24	1	4	5	27
/Boston	20	2	2	4	23
/Total	44	3	6	9	50
Gordon Pettinger	21	2	6	8	2
Jack Shewchuk	47	2	4	6	55
John Crawford	36	1	4	5	26
Jack Portland	28	0	5	5	16
Eddie Shore	4	2	1	3	4
Pat McReavy	2	0	0	0	2
Frank Brimsek	48	0	0	0	0

Goaltender	GP	MINS	W-L-T	GA	GAA
Frank Brimsek	48	2950	31-12-5	98	1.99



The "Kraut Line" in 1939-40 became the first line in NHL history to finish 1-2-3 in the league's scoring race. Milt Schmidt (center, above) led the league with 52 points while Woody Dumart (right) and Bobby Bauer (left) each had 43 points.

1939-40 NOTABLES:

Home Record	20-3-1
Road Record	11-9-4
Overall Record	31-12-5

- The Bruins finish with the league's top record for the second consecutive season.
- The "Kraut Line" of Milt Schmidt, Woody Dumart and Bobby Bauer are the first line in NHL history to finish 1-2-3 in the league's scoring race. Teammate Bill Cowley ranks fifth overall on the list.
- Bobby Bauer wins his first of three Lady Byng Trophies.
- Dit Clapper and Milt Schmidt are named to the First All-Star Team. Frank Brimsek, Woody Dumart and Bobby

Bauer earn Second Team honors.

- December 5, 1939: Eddie Shore plays his final game in Boston Garden.

1940-41

Gm	Date	Opponent	Score
1	Nov. 3	at Montreal*	T 1-1
2	12	Chicago	L 5-6
3	17	Toronto	L 1-4
4	19	Detroit*	T 4-4
5	21	at Chicago	W 2-0
6	23	at NY Rangers	W 2-1
7	24	at Detroit*	T 1-1
8	26	Montreal	L 2-3
9	Dec. 1	at NY Americans	W 10-3
10	3	NY Americans	W 6-2
11	7	at Toronto	L 2-3
12	8	at Chicago*	L 2-3
13	10	NY Rangers	W 6-2
14	17	Toronto	W 5-2
15	19	at NY Rangers	L 3-5
16	21	at Montreal	L 1-3
17	22	at Detroit	W 5-3
18	25	NY Americans	W 8-1
19	27	at NY Americans*	T 3-3
20	31	NY Rangers*	T 2-2
21	Jan. 5	Chicago*	T 2-2
22	7	Detroit*	T 1-1
23	11	at Montreal	W 2-1
24	12	Montreal	W 7-5
25	16	at NY Rangers*	T 2-2
26	18	at Toronto	W 1-0
27	19	at Chicago*	T 4-4
28	21	NY Rangers*	W 4-3
29	26	at NY Americans	W 6-1
30	28	Chicago	W 3-2
31	Feb. 2	NY Americans	W 4-1
32	4	Montreal*	W 5-3
33	8	at Toronto	W 3-2
34	9	at Detroit*	T 2-2
35	11	Detroit	W 4-0
36	13	at NY Rangers	W 5-3
37	15	at Montreal	W 5-0
38	18	Toronto*	T 2-2
39	23	NY Americans	W 3-1
40	25	NY Rangers	L 0-2
41	Mar. 1	at Toronto*	T 0-0
42	2	at Chicago	W 4-3
43	4	Chicago	W 3-2
44	9	Montreal	W 8-0
45	11	Toronto	W 3-2
46	13	at NY Americans	W 8-3
47	16	at Detroit*	T 2-2
48	18	Detroit	W 4-1

Player	GP	G	A	PTS	PIM
Bill Cowley	46	17	45	62	16
Ed Wiseman	47	16	24	40	10
Bobby Bauer	48	17	22	39	2
Roy Conacher	41	24	14	38	7
Milt Schmidt	45	13	25	38	23
Woody Dumart	40	18	15	33	2
Art Jackson	47	17	15	32	10
Dit Clapper	48	8	18	26	24
Bill Hollett	42	9	15	24	23
Herb Cain	40	8	10	18	6
Des Smith	48	6	8	14	61
Terry Reardon	34	6	5	11	19
John Crawford	45	2	8	10	27
Mel Hill	41	4	5	9	4
Jack Shewchuk	20	2	2	4	8
Gordie Bruce	8	0	1	1	2
Robert Hamill	8	0	1	1	0
Pat McReavy	8	0	1	1	2
Frank Brimsek	48	0	0	0	0

Goaltender	GP	MINS	W-L-T	GA	GAA
Frank Brimsek	48	3040	27-8-13	102	2.01

1940-41 NOTABLES:

Home Record	15-4-5
Road Record	12-4-8
Overall Record	27-8-13

- The Bruins take their third straight top regular season



REGULAR SEASON SCORING & RESULTS

record.

- Bill Cowley wins both the league's scoring title and the Hart Trophy as MVP. Four teammates (Eddie Wiseman, Bobby Bauer, Roy Conacher and Milt Schmidt) also factor among the league scoring leaders.

- Cowley sets an NHL single-season assists record with 45.

- Bobby Bauer wins his second consecutive Lady Byng Trophy.

- Dit Clapper, Bill Cowley and coach Cooney Weiland all earn First Team NHL All-Star berths. Frank Brimsek, Woody Dumart and Bobby Bauer are named to the Second All-Star Team.

- February 25, 1941: A 2-0 loss to the NY Rangers snaps the Bruins' NHL record unbeaten streak at 23 games (15-0-8).

- March 4, 1941: The Bruins set an NHL record with 83 shots (27-33-23 by period) on Chicago's Sam LoPresti in a 3-2 Boston win. A visiting goaltender's saves were announced to the Boston Garden crowd for the first time and LoPresti received a standing ovation.



Bill Cowley won the league scoring title in 1940-41 while setting an NHL record for assists in a season.

1941-42

Gm	Date	Opponent	Score
1	Nov. 8	at Toronto	L 0-2
2	15	at NY Rangers	W 2-1
3	16	NY Rangers	W 2-1
4	18	Brooklyn	W 7-2
5	20	at Chicago	L 2-3
6	23	at Detroit	W 4-2
7	25	Detroit	W 7-1
8	27	at Brooklyn*	W 6-2
9	29	at Montreal	W 3-1
10	30	Montreal	W 3-2
11	Dec. 2	Toronto*	W 3-1
12	7	at NY Rangers	L 4-5
13	9	Chicago*	T 2-2
14	14	at Chicago*	T 3-3
15	16	Montreal	W 4-0
16	20	at Montreal*	W 4-2
17	21	at Detroit*	T 2-2
18	23	NY Rangers	W 3-2
19	25	at Toronto	L 0-2
20	30	Toronto	W 4-1
21	Jan. 1	Brooklyn	W 5-4
22	4	at Brooklyn	L 2-3
23	6	Chicago	W 3-2
24	13	Detroit	W 2-1
25	18	at Chicago	W 4-3
26	20	NY Rangers	L 2-4
27	22	at Detroit	L 3-4
28	24	at Montreal*	T 2-2
29	25	Montreal	W 7-3
30	27	Toronto*	T 0-0
31	29	at Brooklyn	L 4-5
32	31	at Toronto*	W 3-2
33	Feb. 1	Brooklyn	L 1-2
34	3	Chicago	L 3-5
35	5	at NY Rangers	L 1-4
36	8	Detroit	W 3-0
37	10	Montreal	W 8-1
38	15	at Chicago	L 0-2
39	19	at Brooklyn	L 4-6
40	24	NY Rangers	L 3-4
41	Mar. 1	Detroit*	T 3-3
42	3	Toronto	W 5-3

43	Mar. 7	at Montreal*	L 3-4
44	8	at Detroit	L 1-3
45	10	Chicago	W 9-1
46	12	at NY Rangers	W 2-1
47	14	at Toronto	L 4-6
48	17	Brooklyn	W 8-3

Player	GP	G	A	PTS	PIM
Roy Conacher	43	24	13	37	12
Milt Schmidt	36	14	21	35	34
Bobby Bauer	36	13	22	35	11
Ed Wiseman	45	12	22	34	8
Bill Hollett	48	19	14	33	41
Woody Dumart	35	14	15	29	8
Bill Cowley	28	4	23	27	6
Art Jackson	47	6	18	24	25
Jack McGill	13	8	11	19	2
Dutch Hiller/Detroit	7	0	0	0	0
/Boston	43	7	10	17	19
/Total	50	7	10	17	19
Dit Clapper	32	3	12	15	31
Des Smith	48	7	7	14	70
Phil Hergesheimer/Chicago	23	3	11	14	2
/Boston	3	0	0	0	2
/Total	26	3	11	14	4
Harvey Jackson	27	5	7	12	18
Gordie Bruce	15	4	8	12	11
John Crawford	43	2	9	11	37
Robert Hamill	9	6	3	9	2
Lloyd Gronsdaahl	10	1	2	3	0
Jack Shewchuk	22	2	0	2	14
Frank Mario	9	1	1	2	0
Pat McReavy	6	0	1	1	0
Clare Martin	13	0	1	1	4
Nick Damore	1	0	0	0	0
Cliff Thompson	3	0	0	0	2
Frank Brimsek	47	0	0	0	0

Goaltender	GP	MINS	W-L-T	GA	GAA
Frank Brimsek	47	2930	24-17-6	115	2.35
Nick Damore	1	60	0-1-0	3	3.00

1941-42 NOTABLES:

Home Record	17-4-3
Road Record	8-13-3
Overall Record	25-17-6

- Frank Brimsek wins his second Vezina Trophy and is named a First Team All-Star.
- December 9, 1941: Boston Garden is blacked out during the Star Spangled Banner with a spotlight on the flag in the first game played following the declaration of war. The game is interrupted for 45 minutes during the second intermission for broadcast of President Roosevelt's first wartime radio speech.
- January 6, 1942: An announcement is made during the game to the Garden crowd to please return any pucks deflected into the arena due to a wartime rubber shortage.
- February 10, 1942: The "Kraut Line" plays their final game before reporting to the RCAF. The trio is honored in post-game ceremonies and are then hoisted onto their teammates shoulders and carried to the dressing room.



Roy Conacher led the team in scoring in 1941-42 and was the only Bruin to reach the 20-goal mark.

1942-43

Gm	Date	Opponent	Score
1	Oct. 31	at Montreal	L 2-3
2	Nov. 1	at Detroit	L 0-3
3	5	at Chicago	L 1-5
4	12	at Toronto	L 1-3
5	14	New York	W 5-3
6	15	at New York	W 4-3
7	17	Montreal	W 4-1
8	22	Toronto	W 7-6
9	24	Chicago	T 5-5
10	28	at Montreal	W 6-2
11	29	at New York	L 2-3
12	Dec. 1	Detroit	W 5-2
13	6	New York	W 5-4
14	8	Chicago	W 9-6
15	12	Montreal	W 3-2
16	13	at Detroit	T 1-1
17	15	Detroit	W 3-2
18	17	at New York	W 7-3
19	19	at Toronto	T 3-3
20	20	at Chicago	T 4-4
21	22	Toronto	T 4-4
22	26	at Toronto	L 2-7
23	27	at Montreal	L 2-4
24	29	New York	L 3-5
25	Jan. 1	Detroit	T 2-2
26	3	at Detroit	W 3-2
27	9	at Montreal	L 2-7
28	10	Toronto	W 5-4
29	12	Chicago	W 3-0
30	16	New York	W 7-5
31	17	at New York	W 6-3
32	19	Montreal	W 5-2
33	21	at Detroit	L 2-3
34	24	at Chicago	L 3-4
35	26	Detroit	L 3-5
36	30	at Toronto	W 5-3
37	31	at New York	W 7-2
38	Feb. 2	Chicago	W 5-3
39	6	at Montreal	L 3-8
40	7	Montreal	W 7-1
41	9	Toronto	W 3-1
42	14	at Chicago	L 2-3
43	20	at Toronto	L 2-4
44	21	at Detroit	L 0-4
45	23	Chicago	L 5-7
46	28	at Chicago	T 4-4
47	Mar. 2	Detroit	W 3-1
48	9	Toronto	T 5-5
49	14	Montreal	T 4-4
50	16	New York	W 11-5

Player	GP	G	A	PTS	PIM
Bill Cowley	48	27	45	72	10
Art Jackson	50	22	31	53	20
Frank Boll	43	25	27	52	20
Bill Hollett	50	19	25	44	19
Herb Cain	45	18	18	36	19
Harvey Jackson	44	19	15	34	38
Don Gallinger	48	14	20	34	16
Murph Chamberlain	45	9	24	33	67
Dit Clapper	38	5	18	23	12
John Crawford	49	5	18	23	24
Bep Guidolin	42	7	15	22	43
John Schmidt	45	6	7	13	6
Irwin Boyd	20	6	5	11	6
Jack Shewchuk	48	2	6	8	50
Ab DeMarco/Toronto	4	0	1	1	0
/Boston	3	4	1	5	0
/Total	7	4	2	6	0
Bill Shill	7	4	1	5	4
Oscar Aubuchon	3	3	0	3	0
Norm Calladine	3	0	1	1	0
Frank Brimsek	50	0	0	0	0

Goaltender	GP	MINS	W-L-T	GA	GAA
Frank Brimsek	50	3000	24-17-9	176	3.52

1942-43 NOTABLES:

Home Record	17-3-5
Road Record	7-14-4
Overall Record	24-17-9

- Bill Cowley wins his second Hart Trophy as league MVP and is named a First Team All-Star. He finishes second in



REGULAR SEASON SCORING & RESULTS

the league's scoring race and ties his NHL single-season assist record.

• Frank Brimsek, John Crawford, Bill Hollett and coach Art Ross are all named to the Second NHL All-Star Team.

• November 24, 1942: The Bruins and Blackhawks play to a 5-5 tie in 60 minutes of play in the first Boston game affected by the wartime overtime ban.

• December 12, 1942: The Bruins defeat the Canadiens by a 3-2 score in the first matinee played at Boston Garden. There was a demonstration of a blood donation at center ice during the first intermission to encourage volunteer donors and the game's proceeds were donated to the American Red Cross. It is the first of four games on the season whose proceeds were donated to the ARC in support of the war effort.

• March 16, 1943: Bill Cowley has two goals and an assist in an 11-5 win over the NY Rangers as he finished the season with 72 points. That is one point shy of Cooney Weiland's NHL single season record which is matched this season by Chicago's Doug Bentley.



Brothers Art (#16) and Harvey (#18) Jackson played three seasons together with the Bruins from 1941-42 through 1943-44.

1943-44

Gm	Date	Opponent	Score
1	Oct. 30	@ Montreal	T 2-2
2	Nov. 6	@ Toronto	W 5-2
3	7	@ Detroit	L 4-6
4	11	@ Chicago	L 4-6
5	13	@ New York	W 6-2
6	16	Montreal	T 2-2
7	18	@ Chicago	L 3-7
8	21	@ Montreal	L 4-13
9	23	Toronto	W 8-5
10	25	New York	W 6-2
11	27	@ Toronto	L 4-7
12	28	@ Chicago	L 4-5
13	30	Chicago	W 6-5
14	Dec. 5	Montreal	W 5-4
15	7	Detroit	T 6-6
16	11	New York	W 9-6
17	12	@ New York	L 4-6
18	14	Chicago	W 4-3
19	19	@ Montreal	L 1-3
20	21	Toronto	W 8-5
21	26	@ Detroit	T 4-4
22	28	Detroit	W 5-2
23	Jan. 1	Toronto	L 2-5
24	2	@ New York	W 13-3
25	4	Chicago	W 6-4
26	8	@ Toronto	L 3-12
27	15	New York	W 7-5
28	16	@ New York	L 6-8
29	18	Toronto	L 2-7
30	22	@ Montreal	L 2-6
31	23	Montreal	L 1-4
32	25	Detroit	L 3-6
33	29	@ Detroit	L 1-6
34	Feb. 1	Chicago	L 0-2
35	5	New York	W 7-2
36	8	Montreal	W 3-0
37	10	@ Chicago	W 5-4
38	13	Detroit	L 1-4
39	19	at Toronto	L 4-10
40	20	at Detroit	L 5-6
41	26	at Montreal	L 2-10
42	29	Toronto	L 3-7
43	Mar. 2	at Chicago	L 2-4

44	Mar. 4	New York	W	10-9
45	5	at New York	T	4-4
46	7	Detroit	L	4-8
47	12	Montreal	W	6-5
48	14	Chicago	W	6-4
49	16	at Detroit	L	9-10
50	18	at Toronto	L	2-10

Player	GP	G	A	PTS	PIM
Herb Cain	48	36	46	82	4
Bill Cowley	36	30	41	71	12
Art Jackson	49	21	38	59	8
Frank Boll	39	19	25	44	2
Norm Calladine	49	16	27	43	8
Pat Egan/Detroit	23	4	15	19	40
/Boston	25	11	13	24	55
/Total	48	15	28	43	95
Bep Guidolin	47	17	25	42	58
Harvey Jackson	42	11	21	32	25
Dit Clapper	50	6	25	31	13
John Crawford	34	4	16	20	8
Don Gallinger	23	13	5	18	6
Bill Hollett	25	9	7	16	4
Russ Kopak	24	7	9	16	0
Alan Rittinger	19	3	7	10	0
Al Pallazzari	23	6	3	9	4
Guy Labrie	15	2	7	9	2
Tom Brennan	21	2	1	3	2
Charlie Scherza	10	1	1	2	4
Clarence Schmidt	7	1	0	1	2
Oscar Aubuchon	9	1	0	1	0
Irwin Boyd	5	0	1	1	0
Bert Gardiner	41	0	1	1	0
George Abbott	1	0	0	0	0
Jim Franks	1	0	0	0	0
Benny Grant	1	0	0	0	0
John Schmidt	2	0	0	0	0
Ab DeMarco	3	0	0	0	0
Maurice Courteau	6	0	0	0	0
Jack Wilkinson	9	0	0	0	2

Goaltender	GP	MINS	W-L-T	GA	GAA
Bert Gardiner	41	2460	17-19-5	212	5.17
Maurice Courteau	6	360	2-4-0	33	5.50
Jim Franks	1	60	0-1-0	6	6.00
George Abbott	1	60	0-1-0	7	7.00
Benny Grant	1	60	0-1-0	10	10.00



Herb Cain set an NHL scoring record with 82 points in the 1943-44 season.

1943-44 NOTABLES:

Home Record	15-8-2
Road Record	4-18-3
Overall Record	19-26-5

• Herb Cain wins the league's scoring title with an NHL single-season record of 82 points.

• Bill Cowley (seventh) and Art Jackson (ninth) are also among the NHL leaders, despite the team finishing fifth overall in the six-team league.

• Bill Cowley earns a First Team All-Star berth while Dit Clapper and Herb Cain are named to the Second Team.

• November 25, 1943: Frank Boll ties a team record with four goals in a 6-2 win over NY Rangers.

• January 2, 1944: The Bruins set a club mark for goals scored in a road game with a 13-3 win at NY Rangers.

• January 4, 1944: Bill Cowley has two assists in a 6-4 win over Chicago, giving him 264 on his career and moving him into the top spot on the league's all-time assist list.

• February 29, 1944: Bert Gardiner becomes the first Boston goaltender to be credited with an assist since Tiny Thompson in 1936.

• March 4, 1944: Bill Cowley ties his team records for goals and points in a game with a 4-2=6 effort in a 10-9 win over NY Rangers. A modern-day NHL record is set for total goals in a game, which is matched just 12 days later in a 10-9 loss in Detroit.

1944-45

Gm	Date	Opponent	Score
1	Oct. 28	at Montreal	L 2-3
2	29	at Detroit	L 1-7
3	Nov. 4	at Toronto	L 2-7
4	5	at Chicago	W 6-3
5	12	at New York	T 5-5
6	14	Chicago	W 7-5
7	18	at Montreal	L 3-6
8	19	at Detroit	L 3-4
9	21	Montreal	L 1-4
10	23	Toronto	W 5-1
11	26	New York	W 8-4
12	28	Detroit	L 3-6
13	30	at Chicago	W 7-2
14	Dec. 3	Toronto	W 5-4
15	5	Montreal	L 1-4
16	9	at Toronto	W 5-3
17	10	at Detroit	L 6-7
18	12	New York	W 7-5
19	16	at Montreal	L 5-8
20	19	Detroit	L 3-6
21	28	Chicago	W 2-1
22	31	at New York	L 2-3
23	Jan. 2	Montreal	L 3-6
24	7	at Detroit	L 4-8
25	10	at New York	L 1-5
26	13	at Toronto	L 1-2
27	14	at Chicago	L 1-4
28	16	Toronto	W 5-3
29	21	New York	W 14-3
30	23	Detroit	L 4-5
31	27	at Montreal	L 3-11
32	28	Montreal	L 1-4
33	30	Chicago	L 3-5
34	Feb. 3	at Toronto	W 4-2
35	4	New York	T 3-3
36	6	Toronto	L 1-5
37	11	Detroit	L 2-3
38	13	Chicago	W 3-2
39	17	New York	W 6-1
40	18	at New York	L 1-2
41	21	at Chicago	L 0-5
42	25	at New York	T 4-4
43	Mar. 4	at Detroit	L 4-10
44	6	Toronto	L 2-5
45	8	at Montreal	L 2-3
46	10	at Toronto	L 2-9
47	11	Chicago	W 7-2
48	13	Detroit	T 2-2
49	15	at Chicago	W 5-3
50	18	Montreal	L 2-4

Player	GP	G	A	PTS	PIM
Bill Cowley	49	25	40	65	12
Herb Cain	50	32	13	45	16
Ken Smith	49	20	14	34	2
Bill Jennings	39	20	13	33	25
Frank Mario	44	8	18	26	24
Armand Gaudreault	44	15	9	24	27
Bill Cupolo	47	11	13	24	10
John Crawford	40	5	19	24	10
Dit Clapper	46	8	14	22	16
Pat Egan	48	7	15	22	86
Paul Gladu	40	6	14	20	2
Gino Rozzini	31	5	10	15	20
Bill Thoms/Chicago	21	2	6	8	8
/Boston	17	4	2	6	0
/Total	38	6	8	14	8
Art Jackson	18	5	8	13	10
Jack Shewchuk	47	1	7	8	31
Jack McGill	14	4	2	6	0
Norm Calladine	11	3	1	4	0
Tom Brennan	1	0	1	1	0
Murray Henderson	5	0	1	1	4
Marcel Filion	1	0	0	0	0
Ferny Flaman	1	0	0	0	0



REGULAR SEASON SCORING & RESULTS


Pete Leswick	2	0	0	0	0
Harvey Bennett	24	0	0	0	0
Paul Bibeault	26	0	0	0	0

Goaltender	GP	MINS	W-L-T	GA	GAA
Harvey Bennett	24	1470	10-12-2	106	4.33
Paul Bibeault	26	1530	6-18-2	113	4.43

1944-45 NOTABLES:

Home Record	11-12-2
Road Record	5-18-2
Overall Record	16-30-4

- Bill Cowley finishes fourth overall in league scoring and is named to the league's Second All-Star Team.
- January 16, 1945: Herb Cain ties a club record with four goals in a 5-3 win over Toronto as the Bruins snap a six-game losing streak.
- January 21, 1945: Bill Cowley scores four goals and Ken Smith scores a hat trick of his own in a 14-3 win over the NY Rangers. It remains a club record for goals scored in a game. Bill Thoms, Frank Mario (two) and Ken Smith also combine for a league-record four goals in just a 1:20 span of the second period in the game.



Ken Smith scored the fourth of a league-record four goals in a 1:20 span on January 21, 1945.

1945-46

Gm	Date	Opponent	Score
1	Oct. 24	Chicago	L 4-5
2	27	at Toronto	T 1-1
3	28	at Detroit	L 0-7
4	Nov. 4	Montreal	W 6-5
5	7	at Toronto	W 4-3
6	10	at Montreal	L 3-5
7	11	at New York	W 7-1
8	21	Montreal	W 3-0
9	25	Toronto	W 5-3
10	28	New York	W 5-1
11	Dec. 2	Detroit	T 2-2
12	5	Chicago	W 6-3
13	9	at Chicago	L 3-8
14	12	Detroit	T 2-2
15	15	at Montreal	T 3-3
16	16	Toronto	T 3-3
17	19	New York	W 8-7
18	23	Montreal	L 1-4
19	29	at Toronto	W 4-3
20	30	at Detroit	T 3-3
21	Jan. 1	Detroit	W 4-0
22	5	at Montreal	L 2-4
23	6	at New York	L 2-4
24	10	at Detroit	L 1-2
25	12	Chicago	W 4-3
26	16	New York	W 3-2
27	17	at New York	W 4-2
28	19	at Montreal	L 1-3
29	20	Montreal	W 3-0
30	23	Toronto	W 7-1
31	26	at Detroit	W 4-2
32	27	at Chicago	L 1-4
33	30	Chicago	W 4-3
34	Feb. 2	at Toronto	W 5-3
35	3	at Chicago	L 1-3
36	6	Toronto	T 3-3
37	10	Montreal	L 0-2
38	13	Detroit	W 3-0
39	14	at New York	T 2-2

40	Feb. 16	New York	L 2-6
41	20	at Chicago	L 3-4
42	23	at Toronto	L 2-7
43	24	at Detroit	L 3-4
44	27	at Montreal	W 5-3
45	Mar. 3	at Chicago	L 3-5
46	6	Detroit	W 4-2
47	10	Toronto	W 7-3
48	12	at New York	W 3-2
49	13	New York	L 3-5
50	17	Chicago	W 5-3

Player	GP	G	A	PTS	PIM
Don Gallinger	50	17	23	40	18
Woody Dumart	50	22	12	34	2
Bep Guidolin	50	15	17	32	62
Milt Schmidt	48	13	18	31	21
Herb Cain	48	17	12	29	4
Bill Shill	45	15	12	27	12
Bill Cowley	26	12	12	24	6
Terry Reardon	49	12	11	23	21
Bobby Bauer	39	11	10	21	4
Jack McGill	46	6	14	20	21
Pat Egan	41	8	10	18	32
John Crawford	48	7	9	16	10
Murray Henderson	48	4	11	15	30
Ken Smith	23	2	6	8	0
Jack Church	43	2	6	8	28
Dit Clapper	30	2	3	5	0
Roy Conacher	4	2	1	3	0
Mike McMahon/Montreal	13	0	1	1	2
/Boston	2	0	0	0	2
/Total	15	0	1	1	4
Armand Delmonte	1	0	0	0	0
Ferny Flaman	1	0	0	0	0
Gordie Bruce	5	0	0	0	0
Paul Bibeault	16	0	0	0	0
Frank Brimsek	34	0	0	0	0

Goaltender	GP	MINS	W-L-T	GA	GAA
Paul Bibeault	16	960	8-4-4	45	2.81
Frank Brimsek	34	2040	16-14-4	111	3.26



John Crawford earned First Team NHL All-Star honors in 1945-46.

1945-46 NOTABLES:

Home Record	11-5-4
Road Record	13-13-4
Overall Record	24-18-8

- John Crawford was voted to the NHL's First All-Star Team and Frank Brimsek earned a Second-Team berth.
- December 5, 1945: Milt Schmidt scores his first goal since returning from RCAF duty in a 6-3 win over Chicago.
- December 19, 1945: Frank Brimsek earns an 8-7 win in his first post-war game.
- January 1, 1946: The Bruins snap a 22-game winless stretch against Detroit with their first victory over the Red Wings since December 28, 1943.

1946-47

Gm	Date	Opponent	Score
1	Oct. 19	at Montreal	T 1-1
2	20	Chicago	T 2-2
3	23	Toronto	T 3-3
4	26	New York	W 3-1
5	30	at New York	T 3-3
6	Nov. 2	at Toronto	W 5-0

7	Nov. 3	at Chicago	L 3-5
8	6	at Detroit	T 3-3
9	9	at Montreal	L 2-5
10	10	at New York	W 4-0
11	13	Detroit	W 5-2
12	17	Montreal	L 1-4
13	20	Toronto	W 4-1
14	24	Montreal	L 2-4
15	27	New York	W 5-2
16	Dec. 1	Detroit	T 3-3
17	4	Toronto	T 2-2
18	7	at Toronto	L 1-5
19	8	New York	L 4-6
20	11	Chicago	W 4-1
21	15	Detroit	W 3-2
22	18	New York	W 3-2
23	21	at Montreal	L 1-5
24	22	at Chicago	L 1-5
25	25	Chicago	L 3-5
26	28	at Toronto	L 3-4
27	29	at New York	T 2-2
28	Jan. 1	New York	W 3-1
29	4	at Montreal	L 1-4
30	5	at Detroit	L 1-3
31	8	at New York	W 3-1
32	11	at Toronto	L 3-4
33	12	at Detroit	L 1-5
34	15	Chicago	W 6-3
35	18	Chicago	W 3-1
36	19	Toronto	W 3-2
37	22	Montreal	L 3-4
38	25	at Montreal	L 1-4
39	26	Detroit	W 4-3
40	29	Detroit	W 4-1
41	Feb. 1	at Detroit	T 2-2
42	2	at Chicago	L 1-3
43	5	Montreal	L 2-3
44	8	at Toronto	L 2-5
45	9	at Chicago	L 4-6
46	12	New York	W 10-1
47	16	Montreal	T 2-2
48	19	at New York	L 0-6
49	20	at Detroit	L 0-3
50	23	at Chicago	W 9-4
51	Mar. 1	at Montreal	W 2-1
52	2	at New York	W 3-2
53	5	Toronto	W 5-4
54	9	Detroit	W 6-0
55	12	at Chicago	W 8-3
56	13	at Detroit	W 3-2
57	15	at Toronto	T 5-5
58	16	Toronto	W 5-3
59	19	Chicago	W 7-3
60	23	Montreal	L 2-3

Player	GP	G	A	PTS	PIM
Milt Schmidt	59	27	35	62	40
Bobby Bauer	58	30	24	54	4
Woody Dumart	60	24	28	52	12
Bill Cowley	51	13	25	38	16
Joe Carveth	51	21	15	36	10
Don Gallinger	47	11	19	30	12
Pat Egan	60	7	18	25	89
Bep Guidolin	56	10	13	23	73
Ken Smith	60	14	7	21	4
Terry Reardon	60	6	14	20	17
John Crawford	58	1	17	18	16
Murray Henderson	57	5	12	17	63
Jack McGill	24	5	9	14	19
Mark Marquess	27	5	4	9	27
Walter Pratt	31	4	4	8	25
Ferny Flaman	23	1	4	5	41
Eddie Barry	19	1	3	4	2
Clare Martin	6	3	0	3	0
Bill Shill	27	2	0	2	2
Don Grosso	33	0	2	2	2
Norm McAtee	13	0	1	1	0
John Peirson	5	0	0	0	0
Dit Clapper	6	0	0	0	0
Frank Brimsek	60	0	0	0	2

Goaltender	GP	MINS	W-L-T	GA	GAA
Frank Brimsek	60	3600	26-23-11	175	2.92

1946-47 NOTABLES:

Home Record	18-7-5
Road Record	8-16-6



REGULAR SEASON SCORING & RESULTS

Overall Record.....26-23-11

- Milt Schmidt earns First Team All-Star honors while Frank Brimsek, Woody Dumart and Bobby Bauer are named to the Second Team.
- Bobby Bauer wins his third Lady Byng Trophy.
- The "Kraut Line" of Milt Schmidt, Bobby Bauer and Woody Dumart finish fourth, seventh and tenth, respectively, in the league's scoring race.
- November 27, 1946: Dit Clapper becomes the first player in NHL history to play 20 seasons when he dresses for his first game of the year, a 5-2 win vs. NY Rangers.
- February 12, 1947: Bill Cowley becomes the NHL's all-time leading scorer with his 529th career point. Dit Clapper plays his final NHL game, his #5 jersey is immediately retired by the team and he is inducted into the Hockey Hall of Fame.



Dit Clapper played six games in 1946-47 while also serving as the team's coach and became the first player in NHL history to play 20 seasons. He was inducted into the Hockey Hall of Fame prior to his last game on February 12, 1947.

1947-48

Gm	Date	Opponent	Score
1	Oct. 19	New York	W 3-1
2	22	Montreal	W 3-1
3	25	at Montreal	L 0-5
4	26	Chicago	W 3-2
5	29	at New York	W 3-1
6	Nov. 1	at Toronto	T 1-1
7	2	at Detroit	L 1-2
8	5	at Chicago	W 2-1
9	12	at New York	W 8-2
10	15	at Montreal	W 9-1
11	16	Detroit	L 2-3
12	19	Toronto	W 7-2
13	22	at Toronto	L 3-4
14	23	Montreal	T 2-2
15	26	at Chicago	L 3-5
16	27	at Detroit	L 1-4
17	30	Toronto	T 0-0
18	Dec. 3	Chicago	T 4-4
19	6	New York	T 5-5
20	7	Montreal	W 1-0
21	10	at Chicago	L 5-6
22	14	Toronto	T 1-1
23	17	at New York	L 2-5
24	20	at Montreal	W 4-2
25	21	Detroit	L 5-6
26	25	Chicago	L 1-6
27	27	at Toronto	L 1-2
28	28	at Detroit	L 0-3
29	31	at New York	L 3-7
30	Jan. 1	New York	W 4-1
31	3	at Montreal	T 2-2
32	10	at Detroit	W 4-1
33	11	at Chicago	L 1-4
34	14	Detroit	T 3-3
35	17	at Toronto	L 1-4
36	18	Montreal	T 1-1
37	21	Toronto	W 2-1
38	25	New York	W 6-4
39	28	Detroit	L 2-4
40	31	Chicago	L 4-7
41	Feb. 1	Montreal	L 0-3
42	4	Toronto	L 2-4
43	8	at Detroit	W 3-1
44	11	Chicago	L 0-3

45	Feb. 14	New York	T	4-4
46	15	Detroit	W	3-1
47	18	at Chicago	W	4-2
48	21	at Montreal	W	3-1
49	22	at New York	L	1-4
50	25	at Toronto	L	2-4
51	29	at Chicago	L	1-5
52	Mar. 3	Chicago	T	4-4
53	4	at Montreal	T	1-1
54	7	Toronto	W	3-1
55	10	New York	W	6-3
56	13	at Toronto	L	2-5
57	14	at Detroit	W	5-1
58	16	at New York	W	6-2
59	17	Detroit	T	0-0
60	21	Montreal	W	4-3

Player	GP	G	A	PTS	PIM
Grant Warwick/New York	40	17	12	29	30
/Boston	18	6	5	11	8
/Total	58	23	17	40	38
Woody Dumart	59	21	16	37	14
Pete Babando	60	23	11	34	52
Jimmy Peters/Montreal	22	1	3	4	6
/Boston	37	12	15	27	38
/Total	59	13	18	31	44
Don Gallinger	54	10	21	31	37
Milt Schmidt	33	9	17	26	28
Ed Sandford	59	10	15	25	25
Ken Smith	60	11	12	23	4
Billy Taylor	39	4	16	20	25
Wally Wilson	53	11	8	19	18
Pat Egan	60	8	11	19	81
Clare Martin	59	5	13	18	34
Joe Carveth	22	8	9	17	2
Murray Henderson	49	6	8	14	50
Paul Ronty	24	3	11	14	0
John Crawford	45	3	11	14	10
Ed Harrison	52	6	7	13	8
John Quilty/Montreal	20	2	3	5	4
/Boston	6	3	2	5	2
/Total	26	5	5	10	6
Ferny Flaman	56	4	6	10	69
John Peirson	15	4	2	6	0
Arnie Kullman	1	0	0	0	0
Ray Manson	1	0	0	0	0
Frank Brimsek	60	0	0	0	0

Goaltender	GP	MINS	W-L-T	GA	GAA
Frank Brimsek	60	3600	23-24-13	168	2.80



Woody Dumart finished second in the team's scoring race in 1947-48

1947-48 NOTABLES:

Home Record.....12-8-10
Road Record.....11-16-3
Overall Record.....23-24-13

- Frank Brimsek earns his eighth All-Star berth when he was named to the NHL's Second Team in goal.
- October 19, 1947: The Bruins' home opener is repeatedly delayed by fog caused by 80 degree temperatures inside Boston Garden. There is a 40-minute delay following the second period so players from both teams could get their skates resharpened due to soft ice.

1948-49

Gm	Date	Opponent	Score
1	Oct. 16	at Toronto	W 4-1
2	20	Chicago	W 8-3
3	24	New York	W 4-1
4	28	at Chicago	W 5-1
5	30	at Montreal	T 3-3
6	31	at New York	L 0-2
7	Nov. 7	at Detroit	L 3-7
8	11	Detroit	W 4-1
9	14	Montreal	W 3-2
10	17	Toronto	W 2-1
11	20	at Toronto	T 2-2
12	21	New York	L 1-4
13	24	at Detroit	W 5-3
14	27	at Montreal	W 2-0
15	28	Toronto	W 6-2
16	Dec. 1	Chicago	W 5-1
17	4	Detroit	L 2-3
18	5	Montreal	W 2-1
19	7	at New York	T 2-2
20	8	at Chicago	L 3-4
21	11	at Toronto	L 2-3
22	12	Toronto	L 3-4
23	15	Montreal	L 2-4
24	19	at Chicago	L 2-7
25	22	Detroit	W 5-2
26	23	at Montreal	L 2-4
27	25	Chicago	W 2-1
28	29	at Detroit	L 2-10
29	31	at New York	T 2-2
30	Jan. 1	New York	W 4-1
31	5	at Toronto	L 0-4
32	6	at Detroit	W 3-2
33	9	at Chicago	L 2-4
34	12	Montreal	L 3-5
35	16	Chicago	W 3-1
36	19	at New York	W 5-2
37	22	at Montreal	L 2-4
38	23	Montreal	W 3-0
39	26	Toronto	L 1-3
40	30	Detroit	L 0-4
41	Feb. 2	New York	W 5-3
42	5	at Montreal	W 3-2
43	6	Toronto	L 2-4
44	9	Chicago	W 5-3
45	12	New York	W 4-2
46	13	Detroit	T 4-4
47	16	at Chicago	L 1-5
48	19	at Toronto	L 2-5
49	21	at Detroit	T 2-2
50	23	at New York	W 3-2
51	27	at Chicago	T 2-2
52	Mar. 2	Detroit	T 1-1
53	5	at Montreal	L 0-4
54	6	Montreal	L 0-1
55	9	New York	W 8-1
56	12	at Toronto	W 2-1
57	13	at Detroit	W 6-2
58	15	at New York	W 4-2
59	16	Chicago	L 3-4
60	20	Toronto	W 7-2

Player	GP	G	A	PTS	PIM
Paul Ronty	60	20	29	49	11
John Peirson	59	22	21	43	45
Ken Smith	59	20	20	40	6
Grant Warwick	58	22	15	37	14
Ed Sandford	56	16	20	36	57
Pete Babando	58	19	14	33	34
Milt Schmidt	44	10	22	32	25
Jimmy Peters	60	16	15	31	8
Pat Egan	60	6	18	24	92
Woody Dumart	59	11	12	23	6
Ferny Flaman	60	4	12	16	62
John Crawford	55	2	13	15	14
Murray Henderson	60	2	9	11	28
Ed Harrison	59	5	5	10	20
Dave Creighton	12	1	3	4	0
Ed Kryzanowski	36	1	3	4	10
Zellio Toppazzini	5	1	1	2	0
Cliff Thompson	10	0	1	1	0
Les Colvin	1	0	0	0	0
Gordon Henry	1	0	0	0	0
Jack Gelineau	4	0	0	0	0
Frank Brimsek	54	0	0	0	2



REGULAR SEASON SCORING & RESULTS

Goaltender	GP	MINS	W-L-T	GA	GAA
Gordon Henry	1	60	1-0-0	0	0.00
Frank Brimsek	54	3240	26-20-8	147	2.72
Jack Gelineau	4	240	2-2-0	12	3.00
Les Colvin	1	60	0-1-0	4	4.00

1948-49 NOTABLES:

Home Record	18-10-2
Road Record	11-13-6
Overall Record	29-23-8

- Paul Ronty (sixth) and John Peirson (tenth) rank among the league's scoring leaders.
- January 23, 1949: Gordon Henry records a 3-0 shutout over Montreal in his first NHL game. Henry had been recalled that day from Hershey to replace Frank Brimsek, who had returned to Minnesota for a family emergency.



The Bruins adopted their famous "Spoked B" logo for their 25th anniversary season in 1948-49.


1949-50

Gm	Date	Opponent	Score
1	Oct. 12	at Detroit	L 1-2
2	16	New York	T 2-2
3	19	Chicago	W 7-4
4	22	at Montreal	W 2-1
5	23	Montreal	T 0-0
6	26	at New York	L 2-5
7	29	at Toronto	L 1-8
8	30	at Chicago	L 4-10
9	Nov. 2	at Detroit	L 3-5
10	5	at Montreal	T 3-3
11	9	Chicago	L 1-3
12	12	Detroit	L 5-7
13	13	Toronto	W 4-2
14	16	at New York	L 1-2
15	17	at Chicago	L 3-8
16	20	Montreal	W 2-1
17	23	Toronto	W 3-1
18	26	at Toronto	T 3-3
19	27	New York	T 1-1
20	30	at Detroit	L 0-3
21	Dec. 1	at Chicago	L 4-5
22	3	Chicago	W 5-3
23	4	Montreal	W 4-2
24	7	Detroit	L 1-2
25	8	at Montreal	T 2-2
26	10	at Toronto	L 1-2
27	11	Toronto	W 2-0
28	14	Detroit	L 2-5
29	17	New York	L 1-3
30	18	Montreal	W 3-1
31	21	at Chicago	W 4-1
32	24	at Toronto	W 8-4
33	25	Chicago	T 4-4
34	28	at Detroit	T 2-2
35	31	at New York	L 1-4
36	Jan. 1	New York	W 6-0
37	5	at Montreal	L 3-5
38	8	at Detroit	W 4-3
39	11	Detroit	W 2-1
40	14	at Toronto	L 3-4
41	15	Chicago	L 1-5
42	18	at New York	W 4-2
43	21	at Montreal	L 1-3
44	22	Montreal	L 4-5
45	25	at Detroit	T 4-4

46	Jan. 26	at Chicago	L 1-5
47	28	New York	T 2-2
48	29	Detroit	W 4-1
49	Feb. 1	New York	W 3-2
50	5	Toronto	L 1-2
51	8	Toronto	L 1-3
52	11	Detroit	L 4-9
53	12	Montreal	T 3-3
54	15	at New York	T 2-2
55	19	at Chicago	T 4-4
56	22	at Toronto	L 1-3
57	25	at Montreal	L 2-3
58	26	at New York	L 3-4
59	Mar. 1	Toronto	W 5-2
60	4	New York	W 5-1
61	5	Chicago	W 11-4
62	8	Detroit	L 3-5
63	11	at Montreal	L 0-5
64	12	Toronto	T 2-2
65	15	at New York	W 4-1
66	18	at Detroit	T 1-1
67	19	at Chicago	W 4-3
68	22	Chicago	L 5-7
69	25	at Toronto	L 0-8
70	26	Montreal	T 3-3

Player	GP	G	A	PTS	PIM
Paul Ronty	70	23	36	59	8
John Peirson	57	27	25	52	49
Phil Maloney	70	15	31	46	6
Milt Schmidt	68	19	22	41	41
Ken Smith	66	10	31	41	12
Norman Poile/New York	27	3	6	9	8
/Boston	39	16	14	30	6
/Total	66	19	20	39	14
Woody Dumart	69	14	25	39	14
Dave Creighton	64	18	13	31	13
Ed Harrison	70	14	12	26	23
Bill Quackenbush	70	8	17	25	4
Sam Bettio	44	9	12	21	32
Ed Kryzanowski	59	6	10	16	12
Murray Henderson	64	3	8	11	42
Pete Horeck	34	5	5	10	22
Zellio Toppazzini	36	5	5	10	18
John Crawford	46	2	8	10	8
Ferny Flaman	69	2	5	7	122
Ed Sandford	17	1	4	5	6
Lorne Ferguson	3	1	1	2	0
Gordon Byers	1	0	1	1	0
Jack McIntyre	1	0	1	1	0
George Sullivan	3	0	1	1	0
Artie Kullman	12	0	1	1	11
Norm Corcoran	1	0	0	0	0
Dick Bittner	1	0	0	0	0
Bart Bradley	1	0	0	0	0
Gordon Henry	2	0	0	0	0
Ross Lowe	3	0	0	0	0
Jack Gelineau	67	0	0	0	0

Goaltender	GP	MINS	W-L-T	GA	GAA
Gordon Henry	2	120	0-2-0	5	2.50
Dick Bittner	1	60	0-0-1	3	3.00
Jack Gelineau	67	4020	22-30-15	220	3.28



Jack Gelineau won the Calder Trophy as the league's top rookie in 1949-50.

1949-50 NOTABLES:

Home Record	15-12-8
Road Record	7-20-8

Overall Record	22-32-16
----------------------	----------

- Jack Gelineau became the second Bruin to win the Calder Trophy.
- Paul Ronty (fifth) and John Peirson (eighth) again rank among the league's scoring leaders, despite the club's fifth-place finish in the standings.
- October 16, 1949: The ice at Boston Garden is painted white for the first time to make it easier to follow the puck.
- December 3, 1949: Bruins General Manager Art Ross is inducted into the Hockey Hall of Fame in pre-game ceremonies.
- February 12, 1950: Dick Bittner earns a 3-3 tie in his first and only NHL game. He had been recalled to replace an injured Jack Gelineau and played the game just four hours after recording a 4-0 shutout for the Boston Olympics over Atlantic City in an EAHF game at Boston Garden.

1950-51

Gm	Date	Opponent	Score
1	Oct. 14	at Montreal	T 1-1
2	15	Montreal	L 1-2
3	18	Toronto	L 0-2
4	22	New York	T 0-0
5	25	at New York	T 1-1
6	28	at Toronto	L 2-4
7	29	at Detroit	L 0-2
8	Nov. 2	at Chicago	L 2-5
9	4	at Montreal	W 3-2
10	5	at Detroit	L 2-4
11	8	Detroit	T 3-3
12	11	Chicago	L 2-4
13	12	Toronto	L 0-7
14	15	at New York	W 4-3
15	18	Detroit	L 1-2
16	19	Toronto	W 3-1
17	23	at Chicago	L 1-4
18	25	New York	T 3-3
19	26	Montreal	L 1-3
20	29	Detroit	W 6-3
21	Dec. 2	New York	L 2-3
22	3	at New York	W 5-3
23	6	Chicago	W 5-4
24	7	at Montreal	W 3-0
25	9	at Toronto	L 1-8
26	10	Montreal	W 5-2
27	14	at Detroit	L 2-4
28	16	Detroit	L 1-4
29	17	Toronto	L 2-4
30	20	at New York	T 4-4
31	21	at Chicago	W 3-1
32	23	at Toronto	T 2-2
33	25	Chicago	W 7-4
34	27	Chicago	T 4-4
35	31	at New York	L 0-3
36	Jan. 1	New York	W 3-2
37	4	at Montreal	W 4-2
38	7	at Detroit	L 0-3
39	9	at Chicago	W 5-4
40	13	at Montreal	L 0-4
41	14	Chicago	W 5-1
42	17	at New York	T 3-3
43	20	at Toronto	L 1-2
44	21	New York	W 5-1
45	25	at Detroit	T 3-3
46	27	Detroit	W 3-0
47	28	Montreal	T 1-1
48	Feb. 1	at Chicago	L 2-5
49	3	at Montreal	L 1-4
50	4	Toronto	T 3-3
51	7	New York	T 2-2
52	10	Montreal	W 6-0
53	11	Detroit	L 1-2
54	18	at Chicago	W 7-3
55	19	at Detroit	T 2-2
56	21	at New York	T 2-2
57	24	at Toronto	L 2-6
58	25	at Chicago	W 3-2
59	28	Detroit	T 1-1
60	Mar. 3	New York	T 3-3
61	4	Chicago	W 10-2
62	7	Montreal	L 2-3
63	10	at Toronto	L 3-5
64	11	Toronto	W 3-1
65	15	at Detroit	L 0-4



REGULAR SEASON SCORING & RESULTS

66	Mar.	17	at Montreal	L	1-3
67		18	Montreal	T	2-2
68		21	Chicago	W	6-5
69		24	at Toronto	L	1-4
70		25	Toronto	L	0-1

Player	GP	G	A	PTS	PIM
Milt Schmidt	62	22	39	61	33
Woody Dumart	70	20	21	41	7
John Peirson	70	19	19	38	43
Bill Ezinicki	53	16	19	35	119
Lorne Ferguson	70	16	17	33	31
Paul Ronty	70	10	22	32	20
Duncan Fisher/New York	12	0	0	0	0
/Boston	53	9	20	29	20
/Total	65	9	20	29	20
Bill Quackenbush	70	5	24	29	12
Ed Sandford	51	10	13	23	33
Pete Horeck	66	10	13	23	57
Vic Lynn	56	14	6	20	69
Murray Henderson	66	4	7	11	37
Max Quackenbush	47	4	6	10	26
Dave Creighton	56	5	4	9	4
Ed Kryzanowski	69	3	6	9	10
Ross Lowe	43	5	3	8	40
Ken Smith	14	3	1	4	11
Hal Laycoe/Montreal	38	0	2	2	25
/Boston	6	1	1	2	4
/Total	44	1	3	4	29
Phil Maloney	13	2	0	2	2
Ferny Flaman	14	1	1	2	37
Ed Reigle	17	0	2	2	25
Ed Harrison	9	1	0	1	0
Zellio Toppazzini	4	0	1	1	0
Bob Armstrong	2	0	0	0	2
Steve Kraftcheck	22	0	0	0	8
Jack Gelineau	70	0	0	0	4

Goaltender	GP	MINS	W-L-T	GA	GAA
Jack Gelineau	70	4200	22-30-18	197	2.81

1950-51 NOTABLES:

Home Record	13-12-10
Road Record	9-18-8
Overall Record	22-30-18

- Milt Schmidt wins the Hart Trophy as league MVP and finishes fifth overall in the league's scoring race.
- Schmidt and Bill Quackenbush are named First Team NHL All-Stars.
- March 4, 1951: Woody Dumart ties a club record with four goals in a 10-2 win over Chicago.



Bill Quackenbush earned First Team NHL All-Star honors in 1950-51.

1951-52

Gm	Date	Opponent	Score
1	Oct. 11	at Detroit	L 0-1
2	13	at Montreal	W 2-1
3	14	Montreal	L 3-4
4	17	at Toronto	L 2-4
5	21	New York	T 1-1
6	24	at New York	W 3-1
7	28	at Chicago	W 2-0
8	Nov. 1	at Detroit	W 3-2
9	4	at Chicago	W 4-2
10	6	Detroit	T 0-0
11	8	at Montreal	L 2-4
12	11	Toronto	T 1-1

13	Nov. 13	Chicago	L 1-3
14	17	at Toronto	T 1-1
15	18	Montreal	T 3-3
16	20	Detroit	L 0-2
17	21	at New York	T 3-3
18	25	Toronto	L 1-4
19	27	New York	T 1-1
20	29	at Detroit	T 1-1
21	Dec. 2	Montreal	W 4-1
22	4	Chicago	W 3-1
23	5	at New York	W 3-2
24	9	at Chicago	L 3-4
25	11	New York	W 4-2
26	12	at New York	L 3-6
27	15	at Montreal	L 1-3
28	16	Montreal	L 2-4
29	18	Detroit	T 5-5
30	22	at Toronto	L 2-3
31	23	Toronto	W 4-2
32	25	Chicago	L 2-6
33	29	at Toronto	L 0-4
34	Jan. 1	New York	L 2-4
35	5	at Montreal	W 3-2
36	6	at Detroit	L 2-4
37	8	at Chicago	W 7-2
38	13	Chicago	W 5-4
39	15	Toronto	L 0-1
40	17	at Detroit	L 0-5
41	19	at Toronto	L 2-6
42	20	Montreal	W 2-1
43	22	New York	T 3-3
44	26	at Montreal	L 3-5
45	27	Toronto	L 0-3
46	Jan. 29	Detroit	W 3-1
47	31	at Chicago	T 0-0
48	Feb. 2	at Toronto	T 1-1
49	3	Montreal	W 1-0
50	5	Chicago	W 5-0
51	9	New York	L 2-4
52	10	Detroit	L 0-2
53	13	at New York	L 2-6
54	17	at Chicago	W 5-2
55	18	at Detroit	L 2-4
56	21	at Montreal	T 3-3
57	24	at New York	L 2-5
58	26	Detroit	L 3-4
59	Mar. 1	at Toronto	T 1-1
60	2	Toronto	T 2-2
61	4	New York	W 4-1
62	6	at Detroit	L 1-2
63	9	Chicago	W 4-2
64	11	Detroit	W 3-2
65	13	at Chicago	T 3-3
66	15	at Montreal	W 2-0
67	16	Montreal	W 2-1
68	18	Chicago	W 4-0
69	19	at New York	L 4-6
70	23	Toronto	W 4-2

Player	GP	G	A	PTS	PIM
Milt Schmidt	69	21	29	50	57
John Peirson	68	20	30	50	30
Dave Creighton	49	20	17	37	18
Jack McIntyre	52	12	19	31	18
Duncan Fisher	65	15	12	27	2
Ed Sandford	65	13	12	25	54
Real Chevrefils	33	8	17	25	8
George Sullivan	67	12	12	24	24
Fleming Mackell/Toronto	32	2	8	10	16
/Boston	30	1	8	9	24
/Total	62	3	16	19	40
Bill Quackenbush	69	2	17	19	6
Adam Brown	33	8	9	17	6
Woody Dumart	39	5	8	13	0
Gus Kyle	69	1	12	13	127
Hal Laycoe	70	5	7	12	61
Bill Ezinicki	28	5	5	10	47
Ed Kryzanowski	70	5	3	8	33
Lorne Ferguson	27	3	4	7	14
Leo Labine	15	2	4	6	9
Murray Henderson	56	0	6	6	51
Pentti Lund	23	0	5	5	0
Vic Lynn	12	2	2	4	4
Ray Barry	18	1	2	3	6
Bobby Bauer	1	1	1	2	0
Jim Morrison	14	0	2	2	2
Jim Henry	70	0	0	0	0

Goaltender	GP	MINS	W-L-T	GA	GAA
Jim Henry	70	4200	23-34-13	176	2.51



"Sugar" Jim Henry earned an NHL Second Team All-Star berth in his first season with the Bruins in 1951-52.

1951-52 NOTABLES:

Home Record	15-12-8
Road Record	10-17-8
Overall Record	25-29-16

- Jim Henry and Milt Schmidt earn Second Team All-Star honors and Schmidt makes his fifth appearance among the league's top ten scoring leaders.
- March 18, 1952: The "Kraut Line" is honored in pre-game ceremonies and Bobby Bauer comes out of retirement to play one more game with his linemates.

1952-53

Gm	Date	Opponent	Score
1	Oct. 12	Montreal	T 1-1
2	16	Toronto	W 2-1
3	18	at Montreal	L 1-2
4	19	New York	T 2-2
5	22	at New York	T 3-3
6	25	at Toronto	W 4-0
7	26	at Chicago	T 1-1
8	30	at Detroit	L 1-4
9	Nov. 1	at Toronto	L 2-3
10	2	at Chicago	L 1-4
11	6	Detroit	W 2-0
12	9	Chicago	W 4-1
13	11	Toronto	W 4-0
14	13	at Detroit	L 0-3
15	15	at Montreal	L 0-2
16	16	Detroit	L 2-5
17	19	at Toronto	W 2-1
18	20	at Chicago	L 1-3
19	23	Toronto	W 6-5
20	27	New York	W 3-1
21	30	Montreal	W 3-1
22	Dec. 4	Chicago	W 5-1
23	6	at Montreal	W 2-1
24	7	at Detroit	T 1-1
25	10	at New York	W 4-1
26	11	Detroit	L 1-10
27	14	Chicago	T 2-2
28	17	at New York	L 0-5
29	18	at Chicago	T 3-3
30	20	at Montreal	W 6-3
31	21	Montreal	L 3-4
32	25	New York	L 1-2
33	27	at Toronto	L 0-3
34	28	at Detroit	L 1-7
35	Jan. 1	Toronto	W 5-1
36	3	at Montreal	W 1-0
37	4	at New York	L 2-5
38	8	at Detroit	L 0-4
39	10	at Toronto	L 1-3
40	11	Chicago	L 2-4
41	15	Detroit	L 0-4
42	18	Toronto	W 2-1
43	22	Chicago	T 3-3
44	24	New York	W 9-0
45	25	New York	L 1-2
46	29	Toronto	T 2-2
47	31	at Montreal	T 0-0



REGULAR SEASON SCORING & RESULTS

48	Feb.	1	Montreal	W	4-3	3	Oct.	17	at Montreal	L	2-5
49		5	Chicago	W	4-1	4		18	New York	W	3-2
50		8	Detroit	L	3-5	5		22	at New York	L	3-4
51		12	Detroit	W	3-1	6		24	at Toronto	W	3-2
52		14	New York	W	5-4	7		25	at Chicago	W	4-3
53		15	Montreal	W	1-0	8		31	at Detroit	W	3-1
54		18	at New York	L	2-4	9	Nov.	1	at Chicago	T	0-0
55		21	at Toronto	T	2-2	10		5	Chicago	W	4-2
56		22	at Chicago	L	0-2	11		7	at Montreal	L	2-5
57		25	at New York	L	1-2	12		8	Montreal	W	2-0
58		27	at Chicago	L	0-3	13		11	Detroit	T	2-2
59	Mar.	1	at Chicago	T	2-2	14		14	at Toronto	L	0-2
60		2	at Detroit	L	2-10	15		15	Toronto	T	1-1
61		5	Montreal	W	5-0	16		19	at Detroit	L	2-3
62		7	New York	L	1-2	17		20	at Chicago	W	2-0
63		8	Chicago	W	2-1	18		22	Montreal	T	2-2
64		12	Detroit	T	2-2	19		25	at New York	L	3-5
65		14	at Toronto	W	3-1	20		26	New York	W	5-2
66		15	Montreal	W	2-1	21		29	Toronto	W	2-1
67		18	at New York	W	2-1	22	Dec.	3	Chicago	W	3-1
68		19	at Detroit	L	1-6	23		5	at Montreal	L	2-4
69		21	at Montreal	W	2-1	24		6	Montreal	L	2-7
70		22	Toronto	L	1-3	25		10	Detroit	W	6-3

Player	GP	G	A	PTS	PIM
Fleming Mackell	65	27	17	44	63
Ed Sandford	61	14	21	35	44
Milt Schmidt	68	11	23	34	30
Real Chevrefils	69	19	14	33	44
John Peirson	49	14	15	29	32
Joe Klukay	70	13	16	29	20
Jerry Toppazzini	69	10	13	23	36
Leo Labine	51	8	15	23	69
Jack McIntyre	70	7	15	22	31
Bill Quackenbush	69	2	16	18	6
Pentti Lund	54	8	9	17	2
Dave Creighton	45	8	8	16	14
Woody Dumart	62	5	9	14	2
Warren Godfrey	60	1	13	14	40
Hal Laycoe	54	2	10	12	36
George Sullivan	32	3	8	11	8
Bob Armstrong	55	0	8	8	45
Duncan Fisher	7	0	1	1	0
Norm Corcoran	1	0	0	0	0
Jim Henry	70	0	0	0	0

Goaltender	GP	MINS	W-L-T	GA	GAA
Jim Henry	70	4200	28-29-13	172	2.46

1952-53 NOTABLES:

Home Record	19-10-6
Road Record	9-19-7
Overall Record	28-29-13

- Fleming Mackell is named a First Team NHL All-Star and ranks tenth among the league's scoring leaders.
- Bill Quackenbush earns a Second Team All-Star berth.
- January 24, 1953: George Sullivan has one goal and five assists in a 9-0 win over NY Rangers, setting a club record for assists and tying a club mark for points in a game.



Fleming Mackell led the team in scoring in 1952-53 and was named an NHL First Team All-Star.

1953-54

Gm	Date	Opponent	Score
1	Oct. 11	Montreal	W 4-1
2	15	Toronto	L 1-4

3	Oct.	17	at Montreal	L	2-5
4		18	New York	W	3-2
5		22	at New York	L	3-4
6		24	at Toronto	W	3-2
7		25	at Chicago	W	4-3
8		31	at Detroit	W	3-1
9	Nov.	1	at Chicago	T	0-0
10		5	Chicago	W	4-2
11		7	at Montreal	L	2-5
12		8	Montreal	W	2-0
13		11	Detroit	T	2-2
14		14	at Toronto	L	0-2
15		15	Toronto	T	1-1
16		19	at Detroit	L	2-3
17		20	at Chicago	W	2-0
18		22	Montreal	T	2-2
19		25	at New York	L	3-5
20		26	New York	W	5-2
21		29	Toronto	W	2-1
22	Dec.	3	Chicago	W	3-1
23		5	at Montreal	L	2-4
24		6	Montreal	L	2-7
25		10	Detroit	W	6-3
26		12	at Detroit	L	1-7
27		13	at Chicago	T	2-2
28		16	at New York	L	3-4
29		17	Toronto	W	3-2
30		19	at Montreal	L	3-7
31		20	Detroit	L	2-4
32		25	Chicago	W	4-1
33		27	at Detroit	L	1-2
34		29	at New York	W	6-2
35	Jan.	1	New York	L	1-2
36		2	at Montreal	T	1-1
37		7	at Detroit	L	1-3
38		9	at Toronto	L	2-3
39		10	Chicago	W	5-3
40		14	Detroit	L	1-2
41		16	at Montreal	L	1-2
42		17	Montreal	W	3-2
43		20	at New York	L	3-8
44		21	at Chicago	W	3-2
45		23	New York	L	3-4
46		24	New York	W	2-1
47		28	Chicago	W	3-2
48		30	at Toronto	L	2-4
49		31	Toronto	W	2-0
50	Feb.	4	at Detroit	L	0-5
51		6	Detroit	L	2-4
52		7	Detroit	T	1-1
53		10	at Toronto	W	3-2
54		11	Toronto	L	1-3
55		13	New York	W	1-0
56		14	Montreal	W	4-1
57		17	at New York	L	1-2
58		20	at Toronto	L	2-3
59		21	at Chicago	W	4-3
60		24	at New York	W	5-3
61	Mar.	4	Montreal	T	1-1
62		6	at Montreal	T	3-3
63		7	Chicago	W	6-0
64		11	New York	W	1-0
65		13	at Toronto	W	2-1
66		14	Toronto	W	3-0
67		16	Detroit	W	4-2
68		18	at Detroit	T	3-3
69		19	at Chicago	L	0-7
70		21	Chicago	W	9-5

Player	GP	G	A	PTS	PIM
Ed Sandford	70	16	31	47	42
Fleming Mackell	67	15	32	47	60
John Peirson	68	21	19	40	55
Dave Creighton	69	20	20	40	27
Joe Klukay	70	20	17	37	27
Leo Labine	68	16	19	35	57
Cal Gardner	70	14	20	34	62
Milt Schmidt	64	14	18	32	28
Doug Mohns	70	13	14	27	27
Gus Bodnar/Chicago	45	6	15	21	20
/Boston	14	3	3	6	10
/Total	59	9	18	27	30
Hal Laycoe	58	3	16	19	29
Bill Quackenbush	45	0	17	17	6
Warren Godfrey	70	5	9	14	71
Bob Armstrong	64	2	10	12	81
Woody Dumart	69	4	3	7	6
Ray Gariepy	35	1	6	7	39

Real Chevrefils	14	4	1	5	2
Jerry Toppazzini	37	0	5	5	24
Jim Henry	70	0	0	0	0

Goaltender	GP	MINS	W-L-T	GA	GAA
Jim Henry	70	4200	32-28-10	181	2.59

1953-54 NOTABLES:

Home Record	22-8-5
Road Record	10-20-5
Overall Record	32-28-10

- Ed Sandford and Fleming Mackell rank eighth and ninth, respectively, in the league's scoring race.
- Ed Sandford is named a Second-Team NHL All-Star.



Ed Sandford was named to the NHL's Second All-Star Team in 1953-54.

1954-55

Gm	Date	Opponent	Score
1	Oct. 9	at Montreal	L 1-4
2	11	Montreal	T 2-2
3	14	New York	W 5-3
4	17	Toronto	T 1-1
5	20	at New York	L 2-6
6	21	at Detroit	L 3-5
7	23	at Toronto	T 3-3
8	30	at Detroit	L 0-4
9	Nov. 4	Detroit	L 2-3
10	7	Montreal	L 3-4
11	10	Chicago	W 4-3
12	13	at Montreal	L 1-2
13	14	Toronto	L 1-3
14	17	at New York	T 2-2
15	18	at Chicago	W 5-1
16	20	at Toronto	W 1-0
17	21	Montreal	W 2-0
18	24	at New York	L 1-3
19	25	New York	T 2-2
20	28	Detroit	W 6-2
21	Dec. 1	at Toronto	L 0-6
22	2	at Chicago	W 3-2
23	4	New York	W 6-3
24	5	Toronto	L 2-4
25	9	Chicago	W 2-1
26	11	at Montreal	W 3-0
27	12	Montreal	T 2-2
28	16	Detroit	L 2-4
29	18	at Detroit	L 1-4
30	19	at Chicago	L 1-6
31	25	Chicago	T 3-3
32	30	at New York	L 1-6
33	Jan. 1	New York	W 4-0
34	2	at New York	T 3-3
35	5	at Toronto	W 2-1
36	6	at Detroit	T 3-3
37	8	at Montreal	T 1-1
38	9	Toronto	T 1-1
39	12	at Chicago	T 1-1
40	13	at Detroit	L 0-4
41	15	at Toronto	L 2-4
42	16	Montreal	W 6-0
43	20	Detroit	W 3-2
44	22	New York	W 3-1
45	23	New York	L 0-2
46	27	Chicago	W 5-2
47	29	at Montreal	L 0-4
48	30	Toronto	W 3-0
49	Feb. 2	at Chicago	W 3-2



REGULAR SEASON SCORING & RESULTS

50	Feb.	3	at Detroit	T	1-1
51		5	Detroit	W	8-4
52		6	Detroit	T	2-2
53		10	Chicago	W	4-2
54		12	New York	T	5-5
55		13	Toronto	T	3-3
56		16	at New York	T	2-2
57		17	at Chicago	L	2-10
58		19	at Toronto	T	1-1
59		21	at Detroit	T	2-2
60		23	at Chicago	T	3-3
61		26	at Montreal	L	1-4
62	Mar.	2	at New York	W	2-1
63		3	Montreal	L	1-4
64		5	at Toronto	T	2-2
65		6	Toronto	W	3-1
66		10	Chicago	L	2-3
67		12	at Montreal	L	1-2
68		13	Montreal	W	4-2
69		16	Detroit	L	4-5
70		20	Chicago	L	3-4

Player	GP	G	A	PTS	PIM
Leo Labine	67	24	18	42	75
Don McKenney	69	22	20	42	34
Real Chevrefils	64	18	22	40	30
Cal Gardner	70	16	22	38	40
Fleming Mackell	60	11	24	35	76
Lorne Ferguson	69	20	14	34	24
Ed Sandford	60	14	20	34	38
Doug Mohns	70	14	18	32	82
Bill Quackenbush	68	2	20	22	8
Ferny Flaman	70	4	14	18	150
Warren Godfrey	62	1	17	18	58
Leo Boivin/Toronto	7	0	0	0	8
/Boston	59	6	11	17	105
/Total	66	6	11	17	113
Murray Costello	54	4	11	15	25
Milt Schmidt	23	4	8	12	26
Gus Bodnar	67	4	4	8	14
Bob Armstrong	57	1	3	4	38
Hal Laycoe	5	1	0	1	34
Floyd Smith	3	0	1	1	0
Allen Teal	1	0	0	0	0
Norm Corcoran	2	0	0	0	2
Joe Klukay	10	0	0	0	4
Jim Henry	26	0	0	0	0
John Henderson	44	0	0	0	0

Goaltender	GP	MINS	W-L-T	GA	GAA
John Henderson	44	2628	15-14-15	109	2.49
Jim Henry	26	1532	8-12-6	79	3.09



Leo Labine set an NHL record with five points in the second period on November 28, 1954.

1954-55 NOTABLES:

Home Record	16-10-9
Road Record	7-16-12
Overall Record	23-26-21

- Ferny Flaman is named to the NHL's Second All-Star Team.
- The Bruins record a team-record 21 ties on the season.
- November 28, 1954: Leo Labine scores a hat trick in a 4:22 span and adds three assists in a 6-2 win over Detroit. He ties a club record for points in a game and his 3-2=5 totals in the second period ties an NHL record for points in a period.
- December 25, 1954: Milt Schmidt retires as a player

and steps behind the Boston bench, earning a 3-3 tie with Chicago in his first game as the Bruins coach.

• March 13, 1955: Montreal's Maurice Richard is cut by a Hal Laycoe high stick and goes after Laycoe with his stick, also striking linesman Cliff Thompson, who is trying to restrain him. Richard earns a match penalty and Laycoe a high stick major penalty. The incident leads to a suspension of Richard for the remainder of the regular season and playoffs by NHL President Clarence Campbell and sparks the "Forum riot" when Campbell attends the next game in Montreal.

1955-56

Gm	Date	Opponent	Score
1	Oct. 8	at Montreal	L 0-2
2	9	Montreal	L 2-5
3	12	Toronto	W 2-0
4	15	at Toronto	T 2-2
5	16	New York	W 4-1
6	20	at Montreal	W 3-2
7	22	at Detroit	T 0-0
8	25	at Chicago	L 0-2
9	29	at New York	W 1-0
10	Nov. 3	Chicago	T 3-3
11	5	at Montreal	L 2-4
12	6	Montreal	T 3-3
13	10	New York	W 5-1
14	12	at Toronto	W 3-2
15	13	Detroit	T 0-0
16	18	at Chicago	L 1-6
17	19	at Toronto	L 2-3
18	20	Toronto	T 1-1
19	23	at New York	L 0-4
20	24	New York	L 0-5
21	26	at Montreal	L 1-3
22	27	Chicago	L 0-6
23	Dec. 1	Montreal	L 1-2
24	3	Detroit	L 0-5
25	4	Toronto	W 5-0
26	8	at Detroit	T 2-2
27	9	at Chicago	T 1-1
28	11	Montreal	L 2-4
29	15	Chicago	W 4-1
30	17	at Toronto	L 1-5
31	18	at Chicago	L 1-7
32	21	at New York	T 3-3
33	22	Detroit	L 2-3
34	25	Chicago	L 2-4
35	29	at Detroit	L 3-4
36	31	at New York	L 2-6
37	Jan. 1	New York	L 2-4
38	7	at Toronto	L 2-6
39	8	at Detroit	L 3-4
40	12	Chicago	L 0-5
41	14	at Montreal	W 2-0
42	15	Toronto	L 1-4
43	19	at Detroit	L 2-4
44	20	at Chicago	W 3-0
45	22	New York	W 3-1
46	26	Montreal	W 5-1
47	28	at Montreal	L 1-6
48	29	Toronto	W 3-1
49	Feb. 2	Chicago	T 2-2
50	4	New York	W 7-1
51	5	Detroit	W 3-1
52	8	at New York	T 3-3
53	9	Toronto	T 1-1
54	11	Detroit	W 3-2
55	12	Montreal	L 1-7
56	15	at Toronto	L 0-1
57	17	at Chicago	W 4-2
58	19	at New York	W 3-0
59	21	at Detroit	L 1-4
60	25	at Toronto	W 3-1
61	26	at Chicago	L 1-4
62	29	at New York	L 2-4
63	Mar. 1	Detroit	L 0-2
64	3	New York	W 5-2
65	4	Toronto	T 2-2
66	8	at Detroit	L 2-4
67	10	at Montreal	W 4-0
68	11	Montreal	W 3-1
69	13	Detroit	W 4-0
70	18	Chicago	L 2-3



Vic Stasiuk led the Bruins in scoring in 1955-56.

Player	GP	G	A	PTS	PIM
Vic Stasiuk	59	19	18	37	118
Cal Gardner	70	15	21	36	57
Leo Labine	68	16	18	34	104
Don McKenney	65	10	24	34	20
John Peirson	33	11	14	25	10
Bill Quackenbush	70	3	22	25	4
Jerry Toppazzini/Detroit	40	1	7	8	31
/Boston	28	7	7	14	22
/Total	68	8	14	22	53
Ferny Flaman	62	4	17	21	70
Leo Boivin	68	4	16	20	80
Real Chevrefils	25	11	8	19	10
Doug Mohns	64	10	8	18	48
Marcel Bonin	67	9	9	18	49
Fleming Mackell	52	7	9	16	59
Lorne Ferguson	32	7	5	12	18
Murray Costello	41	6	6	12	19
Bob Armstrong	68	0	12	12	122
Hal Laycoe	65	5	5	10	16
Orval Tessier	23	2	3	5	6
Ed Panagabko	28	0	3	3	38
Lionel Heinrich	35	1	1	2	33
Bill Burega	4	0	1	1	4
Lorne Davis	15	0	1	1	0
John Henderson	1	0	0	0	0
Claude Pronovost	1	0	0	0	2
Ellard O'Brien	2	0	0	0	0

Goaltender	GP	MINS	W-L-T	GA	GAA
Claude Pronovost	1	60	1-0-0	0	0.00
Terry Sawchuk	68	4080	22-33-13	181	2.66
John Henderson	1	60	0-1-0	4	4.00

1955-56 NOTABLES:

Home Record	14-14-7
Road Record	9-20-6
Overall Record	23-34-13

1956-57

Gm	Date	Opponent	Score
1	Oct. 11	Toronto	T 4-4
2	13	at Montreal	L 0-3
3	14	Montreal	W 3-1
4	17	at New York	L 0-2
5	20	at Toronto	T 2-2
6	21	at Detroit	T 3-3
7	27	at Montreal	W 1-0
8	30	at Chicago	L 0-4
9	Nov. 1	Chicago	W 5-2
10	4	New York	W 4-1
11	7	at New York	W 4-2
12	8	Detroit	W 3-1
13	10	at Montreal	W 3-1
14	11	Montreal	W 3-2
15	15	at Chicago	W 5-3
16	17	at New York	T 4-4
17	18	Toronto	W 4-3
18	22	New York	L 3-4
19	24	at Toronto	W 3-2
20	25	Toronto	W 3-1
21	28	at New York	L 1-2
22	29	at Chicago	W 2-0
23	Dec. 2	Chicago	W 3-2
24	6	at Detroit	L 2-3
25	8	Detroit	W 5-3
26	9	Montreal	T 1-1



REGULAR SEASON SCORING & RESULTS

28	Dec.	15	at Montreal	L	4-6
29		16	Toronto	W	4-2
30		20	Detroit	T	1-1
31		22	at Toronto	W	3-2
32		23	at Chicago	L	1-4
33		25	Chicago	L	2-4
34		27	Detroit	L	3-5
35		30	at Detroit	W	4-2
36	Jan.	1	New York	W	5-3
37		5	at Toronto	L	2-3
38		6	at Chicago	T	4-4
39		10	at Detroit	W	2-1
40		12	at Montreal	L	1-4
41		13	Montreal	L	1-3
42		17	Detroit	T	2-2
43		19	at Toronto	L	1-4
44		20	Toronto	L	2-3
45		26	New York	L	3-5
46		27	Montreal	W	5-2
47		31	Chicago	W	2-0
48	Feb.	2	at Montreal	W	2-1
49		3	New York	W	4-1
50		6	at New York	L	2-3
51		7	at Detroit	W	1-0
52		9	Montreal	T	2-2
53		10	Toronto	W	5-1
54		13	at Toronto	T	2-2
55		16	at Chicago	L	5-6
56		17	at Detroit	L	2-6
57		20	at New York	L	2-5
58		23	at Toronto	W	5-2
59		24	at Chicago	L	3-4
60		28	Chicago	W	4-0
61	Mar.	2	New York	L	2-3
62		3	Montreal	W	5-2
63		7	Detroit	L	2-4
64		9	Detroit	W	4-2
65		10	Toronto	T	3-3
66		13	at New York	W	2-1
67		16	at Montreal	T	2-2
68		17	Chicago	W	6-2
69		21	at Detroit	W	2-0
70		23	New York	L	2-4

Player	GP	G	A	PTS	PIM
Don McKenney	69	21	39	60	31
Real Chevrefils	70	31	17	48	38
Leo Labine	67	18	29	47	128
Vic Stasiuk	64	24	16	40	50
Doug Mohns	68	6	34	40	89
Fleming Mackell	65	22	17	39	73
John Peirson	68	13	26	39	41
Jerry Toppazzini	55	15	23	38	26
Larry Regan	69	14	19	33	29
Cal Gardner	70	12	20	32	66
Allan Stanley	60	6	25	31	45
Ferny Flaman	68	6	25	31	108
Bob Armstrong	57	1	15	16	79
Leo Boivin	55	2	8	10	55
Jack Bionda	35	2	3	5	43
Jack Caffery	47	2	2	4	20
Bob Beckett	18	0	3	3	2
Al Nicholson	5	0	1	1	0
Ed Panagabko	1	0	0	0	0
George Ranieri	2	0	0	0	0
Dick Cherry	6	0	0	0	4
Floyd Hillman	6	0	0	0	10
Norm DeFelice	10	0	0	0	0
Floyd Smith	23	0	0	0	6
Don Simmons	26	0	0	0	0
Terry Sawchuk	34	0	0	0	14


Goaltender	GP	MINS	W-L-T	GA	GAA
Terry Sawchuk	34	2040	18-10-6	71	2.38
Don Simmons	26	1560	13-9-4	63	2.42
Norm DeFelice	10	600	3-5-2	30	3.00

1956-57 NOTABLES:

Home Record	20-9-6
Road Record	14-15-6
Overall Record	24-24-12

- Larry Regan wins the Calder Trophy.
- Real Chevrefils and Ferny Flaman are named to the Second All-Star Team.
- Don McKenney finishes seventh overall in the league's scoring race.

• January 26, 1957: The Bruins play their first nationally televised game, the fourth NHL game on the CBS schedule. It is seen by an estimated 15 million people and is carried on 113 stations with Fred Cusick announcing the 5-3 NY Rangers win.



Larry Regan won the Calder Trophy in 1956-57 as the NHL's top rookie

1957-58

Gm	Date	Opponent	Score
1	Oct. 12	Chicago	W 3-1
2	13	New York	W 3-1
3	16	at New York	W 6-2
4	17	at Detroit	W 5-1
5	19	at Toronto	L 0-7
6	22	at Chicago	L 1-2
7	24	at Detroit	L 3-4
8	26	at Montreal	L 3-4
9	31	New York	L 0-3
10	Nov. 2	at New York	L 0-5
11	3	Detroit	W 4-0
12	7	Toronto	L 3-5
13	9	at Montreal	L 2-4
14	10	Detroit	W 4-2
15	14	Chicago	W 5-2
16	16	at Toronto	W 4-2
17	17	Toronto	T 2-2
18	23	Montreal	L 2-4
19	24	at Chicago	T 2-2
20	27	at New York	W 5-2
21	28	New York	W 1-0
22	30	at Toronto	L 2-3
23	Dec. 1	Montreal	L 1-4
24	5	Detroit	W 7-2
25	7	Chicago	T 2-2
26	8	at Chicago	W 3-0
27	12	at Detroit	L 2-3
28	14	at Montreal	T 1-1
29	15	Toronto	L 1-3
30	19	New York	T 3-3
31	16	at New York	L 3-4
32	21	at Toronto	T 3-3
33	22	Montreal	L 1-4
34	25	Detroit	W 4-1
35	28	at Chicago	T 0-0
36	29	at Detroit	T 2-2
37	Jan. 1	Montreal	L 3-4
38	4	at New York	W 7-4
39	5	at Chicago	L 3-4
40	9	at Detroit	L 1-6
41	11	at Toronto	T 2-2
42	12	Toronto	L 3-5
43	16	New York	L 2-3
44	18	at Montreal	W 3-0
45	19	Montreal	L 2-6
46	23	Chicago	W 4-3
47	25	Detroit	W 5-3
48	26	Toronto	T 3-3
49	29	at New York	T 1-1
50	Feb. 1	at Montreal	L 1-3
51	2	New York	W 4-3
52	6	Chicago	L 1-4
53	8	at Toronto	W 7-3
54	9	Toronto	L 0-2
55	13	Detroit	W 5-0
56	15	Montreal	T 2-2
57	16	at New York	L 2-3
58	20	at Montreal	L 0-4
59	22	at Detroit	L 1-5
60	23	at Chicago	W 2-0

60	Mar.	1	at Chicago	W	3-2
61		4	at Detroit	W	2-1
62		6	Chicago	T	4-4
63		8	at Toronto	T	3-3
64		9	Toronto	W	7-0
65		13	Montreal	W	7-3
66		15	New York	L	0-4
67		16	Detroit	L	3-6
68		19	at New York	T	1-1
69		22	at Montreal	W	8-5
70		23	Chicago	W	7-5

Player	GP	G	A	PTS	PIM
Bronco Horvath	67	30	36	66	71
Fleming Mackell	70	20	40	60	72
Don McKenney	70	28	30	58	59
Vic Stasiuk	70	21	35	56	55
John Bucyk	68	21	31	52	57
Jerry Toppazzini	64	25	24	49	51
Larry Regan	59	11	28	39	22
Allan Stanley	69	6	25	31	37
Larry Hillman	70	3	19	22	60
Leo Labine	62	7	14	21	18
Doug Mohns	54	5	16	21	28
Real Chevrefils	44	9	9	18	21
Ferny Flaman	66	0	15	15	71
Carl Boone	34	5	3	8	28
Norm Johnson	15	2	3	5	8
Jack Bionda	42	1	4	5	50
Bob Armstrong	47	1	4	5	66
John Peirson	53	2	2	4	10
Leo Boivin	33	0	4	4	54
Gerry Ehman	1	1	0	1	0
Jack Caffery	7	1	0	1	2
Ross Wilson	1	0	0	0	0
Claude Evans	1	0	0	0	0
Willie O'Ree	2	0	0	0	0
Harry Pidhirny	2	0	0	0	0
Al Millar	6	0	0	0	0
Bob Beckett	9	0	0	0	2
Harry Lumley	25	0	0	0	2
Don Simmons	38	0	0	0	0

Goaltender	GP	MINS	W-L-T	GA	GAA
Don Simmons	38	2228	15-15-7	93	2.50
Harry Lumley	25	1500	11-10-4	71	2.84



Willie O'Ree became the first black player in NHL history on January 18, 1958.

1957-57 NOTABLES:

Home Record	15-14-6
Road Record	12-14-9
Overall Record	27-28-15

- Ferny Flaman earns his third NHL Second Team All-Star berth.
- The Bruins place three players among the league's scoring leaders in Bronco Horvath (fifth), Fleming Mackell (seventh) and Don McKenney (tenth).
- January 18, 1958: Willie O'Ree becomes the first black player in NHL history when he plays his first NHL game with the Bruins in Montreal.

1958-59

Gm	Date	Opponent	Score
1	Oct. 9	at Montreal	L 2-3
2	11	New York	T 4-4



REGULAR SEASON SCORING & RESULTS

3	Oct.	12	Montreal	W	4-2
4		15	at New York	T	4-4
5		18	at Toronto	L	2-3
6		19	at Chicago	W	4-1
7		23	at Detroit	L	1-3
8		25	at Montreal	W	5-2
9		29	at New York	T	2-2
10		30	Chicago	W	5-2
11	Nov.	1	Detroit	W	3-1
12		2	Toronto	W	2-0
13		8	at Toronto	L	3-5
14		9	New York	L	1-5
15		11	at Chicago	W	8-4
16		13	Detroit	L	1-3
17		15	at New York	L	2-4
18		16	Toronto	T	4-4
19		18	at Detroit	L	0-6
20		19	at Chicago	L	2-3
21		22	Detroit	W	2-1
22		23	Montreal	W	2-0
23		27	New York	W	3-1
24		29	at New York	W	3-1
25		30	Toronto	L	1-2
26	Dec.	4	at Detroit	L	0-4
27		6	at Toronto	L	1-4
28		7	Montreal	L	1-4
29		13	Chicago	W	4-2
30		14	Toronto	W	6-3
31		17	at Chicago	L	2-5
32		20	at Toronto	T	2-2
33		21	Montreal	L	0-5
34		25	Chicago	W	4-2
35		27	at Montreal	L	1-6
36		28	at Detroit	L	3-5
37		31	at New York	L	3-4
38	Jan.	1	New York	L	2-5
39		3	at Detroit	W	8-2
40		4	at Chicago	L	3-5
41		8	Chicago	L	2-4
42		10	at Toronto	L	1-4
43		11	Montreal	T	3-3
44		15	Detroit	W	3-0
45		17	at Montreal	T	3-3
46		18	Toronto	W	4-3
47		24	at Toronto	W	3-1
48		25	New York	L	3-8
49		31	Detroit	W	5-4
50	Feb.	1	Toronto	W	6-4
51		5	Chicago	L	1-2
52		7	at Montreal	W	3-2
53		8	New York	W	4-1
54		11	at New York	W	5-3
55		12	Chicago	W	5-4
56		14	Montreal	L	1-2
57		15	at Chicago	T	3-3
58		21	at Montreal	L	0-6
59		22	at Detroit	W	4-1
60		28	at Chicago	L	2-5
61	Mar.	3	at Detroit	T	2-2
62		5	Detroit	W	3-0
63		7	at Toronto	L	1-4
64		8	Toronto	W	4-3
65		12	New York	W	5-4
66		14	Detroit	W	4-2
67		15	Montreal	W	5-3
68		18	at New York	W	5-3
69		21	at Montreal	W	4-3
70		22	Chicago	L	1-4

Player	GP	G	A	PTS	PIM
Don McKenney	70	32	30	62	20
Vic Stasiuk	70	27	33	60	63
John Bucyk	69	24	36	60	36
Jerry Toppazzini	70	21	23	44	61
Fleming Mackell	57	17	23	40	28
Bronco Horvath	45	19	20	39	58
Leo Labine	70	9	23	32	74
Doug Mohns	47	6	24	30	40
Jim Morrison	70	8	17	25	42
Jean-Guy Gendron	60	15	9	24	57
Leo Boivin	70	5	16	21	94
Ferny Flaman	70	0	21	21	101
Larry Leach	29	4	12	16	26
Earl Reibel	63	6	8	14	16
Larry Hillman	55	3	10	13	19
Larry Regan	36	5	6	11	10
Bob Armstrong	60	1	9	10	50
Real Chevrefils	30	1	5	6	8

Jack Bionda	3	0	1	1	2
Gordon Redahl	18	0	1	1	2
Don Keenan	1	0	0	0	0
Dan Poliziani	1	0	0	0	0
Ken Yackel	6	0	0	0	2
Harry Lumley	11	0	0	0	0
Don Simmons	58	0	0	0	4

Goaltender	GP	MINS	W-L-T	GA	GAA
Harry Lumley	11	660	8-2-1	27	2.45
Don Simmons	58	3480	24-26-8	183	3.17
Don Keenan	1	60	0-1-0	4	4.00

1958-59 NOTABLES:

Home Record	21-11-3
Road Record	11-18-6
Overall Record	32-29-9



Don McKenney ranked ninth among NHL scorers in 1958-59.

1959-60

Gm	Date	Opponent	Score
1	Oct. 8	at Montreal	L 1-4
2	10	New York	W 6-4
3	11	Montreal	W 8-4
4	14	at New York	W 4-3
5	17	at Toronto	L 0-3
6	18	at Chicago	T 2-2
7	22	at Detroit	L 1-4
8	24	at Montreal	L 1-5
9	29	Detroit	W 2-1
10	31	at Toronto	L 3-4
11	Nov. 1	Toronto	W 6-3
12	3	at Chicago	W 6-3
13	5	at Detroit	W 8-3
14	8	Chicago	W 5-3
15	11	at New York	L 3-6
16	12	Detroit	L 5-6
17	14	at Montreal	L 1-8
18	15	Montreal	L 1-4
19	21	Detroit	T 3-3
20	22	Toronto	L 1-2
21	25	at New York	T 3-3
22	26	New York	W 4-3
23	28	at Toronto	T 2-2
24	29	Montreal	L 2-4
25	Dec. 2	at Chicago	T 2-2
26	5	at Detroit	L 3-4
27	6	Chicago	L 3-6
28	10	Toronto	W 6-3
29	12	New York	L 3-4
30	13	at New York	L 3-4
31	16	at Chicago	L 0-4
32	20	Detroit	L 2-4
33	25	Chicago	W 5-1
34	27	at Chicago	L 1-6
35	29	at New York	W 4-3
36	Jan. 1	New York	W 7-3
37	2	at Montreal	L 5-6
38	3	at Detroit	L 3-4
39	7	Chicago	W 5-1
40	9	at Toronto	W 3-2
41	10	Toronto	W 4-0
42	14	New York	W 6-0
43	16	at Montreal	L 2-8
44	17	Montreal	L 1-3
45	20	at Chicago	L 1-3
46	21	at Detroit	L 2-5

47	Jan.	23	at Toronto	T	3-3
48		24	Toronto	W	6-2
49		30	Detroit	W	3-2
50		31	Montreal	W	6-5
51	Feb.	4	Chicago	L	2-7
52		6	at Montreal	L	3-5
53		7	Toronto	W	3-0
54		11	Detroit	W	3-2
55		13	Montreal	W	7-6
56		14	New York	W	3-0
57		17	at Toronto	L	1-3
58		20	at Detroit	L	1-4
59		21	at New York	L	2-7
60		27	at Chicago	W	3-1
61	Mar.	1	at Detroit	L	2-3
62		3	Chicago	L	0-2
63		5	at Toronto	L	2-5
64		6	Toronto	L	1-3
65		10	New York	T	3-3
66		12	Detroit	W	5-1
67		13	Montreal	W	3-2
68		16	at New York	W	3-2
69		19	at Montreal	L	1-5
70		20	Chicago	T	5-5

Player	GP	G	A	PTS	PIM
Bronco Horvath	68	39	41	80	60
Don McKenney	70	20	49	69	28
Vic Stasiuk	69	29	39	68	121
John Bucyk	56	16	36	52	26
Doug Mohns	65	20	25	45	62
Jerry Toppazzini	69	12	33	45	26
Leo Labine	63	16	28	44	58
Jean-Guy Gendron	67	24	11	35	64
Charlie Burns	62	10	17	27	46
Leo Boivin	70	4	21	25	66
Fleming Mackell	47	7	15	22	19
Ferny Flaman	60	2	18	20	112
Larry Leach	69	7	12	19	47
Bob Armstrong	69	5	14	19	96
Dick Meissner	60	5	6	11	22
Aut Erickson	58	1	6	7	29
Dallas Smith	5	1	1	2	0
Lorne Davis	10	1	1	2	10
Nick Mickoski	18	1	0	1	2
Larry Hillman	2	0	1	1	2
Don Ward	31	0	1	1	16
Pierre Gagne	2	0	0	0	0
Gordon Turlik	2	0	0	0	2
Dale Rolfe	3	0	0	0	0
Stan Baluik	7	0	0	0	2
Al Simmons	28	0	0	0	4
Harry Lumley	42	0	0	0	12

Goaltender	GP	MINS	W-L-T	GA	GAA
Don Simmons	28	1680	10-15-3	94	3.36
Harry Lumley	42	2520	18-19-5	147	3.50



Bronco Horvath had a 22-game point streak in 1959-60.

1959-60 NOTABLES:

Home Record	21-11-3
Road Record	7-23-5
Overall Record	28-34-8

- Don McKenney wins the Lady Byng Trophy.
- Bronco Horvath is named to the Second All-Star Team.
- Horvath sets a team record with a 22-game point streak.
- The Bruins again place three players among the league's scoring leaders (Bronco Horvath, second; Don McKenney, eighth; and Vic Stasiuk, ninth) despite the club's fifth-place



REGULAR SEASON SCORING & RESULTS

finish.

• March 20, 1960: Bronco Horvath is held scoreless following a first period injury in the final game of the season and Chicago's Bobby Hull has a third period assist in the 5-5 tie to win the NHL scoring title over Horvath, 81 points to 80.

1960-61

Gm	Date	Opponent	Score
1	Oct. 5	at New York	L 1-2
2	8	at Montreal	T 1-1
3	9	Montreal	T 4-4
4	11	Detroit	T 3-3
5	15	at Toronto	T 1-1
6	16	at Chicago	L 2-5
7	20	at Detroit	L 0-5
8	23	Chicago	T 2-2
9	27	New York	W 6-4
10	29	at Montreal	L 2-3
11	30	Montreal	W 5-3
12	Nov. 2	at Toronto	T 2-2
13	3	at Detroit	L 5-8
14	6	Chicago	W 4-0
15	10	Detroit	L 1-4
16	13	Toronto	L 2-4
17	16	at New York	L 3-4
18	17	at Chicago	L 2-4
19	19	Detroit	W 6-4
20	20	Toronto	L 2-3
21	23	at New York	L 3-6
22	24	New York	L 3-5
23	27	Montreal	L 0-3
24	30	at Chicago	T 2-2
25	Dec. 1	at Detroit	W 3-2
26	3	at Montreal	L 1-3
27	4	Toronto	L 2-5
28	8	Chicago	W 5-1
29	10	New York	L 0-3
30	11	at New York	T 2-2
31	17	at Toronto	T 3-3
32	18	Montreal	L 2-4
33	22	Chicago	W 4-2
34	25	Toronto	L 1-4
35	28	at Chicago	L 3-4
36	31	at Montreal	L 1-3
37	Jan. 1	Montreal	W 3-2
38	5	Chicago	L 3-4
39	7	at Toronto	L 1-4
40	8	at Detroit	L 3-5
41	12	New York	T 4-4
42	14	at Montreal	L 0-4
43	15	Toronto	L 4-6
44	19	Detroit	W 4-2
45	21	at Toronto	W 3-1
46	22	at Chicago	L 3-8
47	25	at New York	L 1-2
48	26	Toronto	W 5-4
49	29	Detroit	L 1-3
50	Feb. 2	Chicago	T 2-2
51	4	New York	L 1-2
52	5	at New York	L 2-5
53	9	Montreal	L 1-5
54	11	at Toronto	L 3-6
55	12	New York	W 8-3
56	16	at Montreal	L 1-9
57	18	at Detroit	L 1-5
58	19	at Chicago	T 2-2
59	23	at Detroit	T 3-3
60	26	at Chicago	L 2-7
61	Mar. 1	at New York	L 1-3
62	2	Detroit	W 4-2
63	5	Montreal	L 1-2
64	7	at Detroit	L 1-3
65	9	Detroit	L 2-5
66	11	at Montreal	L 5-7
67	12	Toronto	L 0-5
68	15	New York	W 6-2
69	18	at Toronto	L 2-6
70	19	Chicago	W 4-3

Player	GP	G	A	PTS	PIM
Jerry Toppazzini	67	15	35	50	35
Don McKenney	68	26	23	49	22
Charlie Burns	62	15	26	41	16
John Bucyk	70	19	20	39	48
Murray Oliver/Detroit	49	11	12	23	8

Murray Oliver/ Boston	21	6	10	16	8
/Total	70	17	22	39	16
Doug Mohns	65	12	21	33	63
Bronco Horvath	47	15	15	30	15
Vic Stasiuk	46	5	25	30	35
Andre Pronovost/Montreal	21	1	5	6	4
/Boston	47	11	11	22	30
/Total	68	12	16	28	34
Jimmy Bartlett	63	15	9	24	95
Leo Boivin	57	6	17	23	50
Leo Labine	40	7	12	19	34
Willie O'Ree	43	4	10	14	26
Gary Aldcorn/Detroit	49	2	6	8	16
/Boston	21	2	3	5	12
/Total	70	4	9	13	28
Ferry Flaman	62	2	9	11	59
Dallas Smith	70	1	9	10	79
Bob Armstrong	54	0	10	10	72
Gerry Ouelette	39	5	4	9	0
Tom McCarthy	24	4	5	9	0
Aut Erickson	68	2	6	8	65
Jean-Guy Gendron	13	1	7	8	24
Orval Tessier	34	3	4	7	0
Dick Meissner	9	0	1	1	2
Ted Green	1	0	0	0	2
Art Chisholm	3	0	0	0	0
Billy Carter	8	0	0	0	2
Don Simmons	18	0	0	0	6
Bruce Gamble	52	0	0	0	14

Goaltender	GP	MINS	W-L-T	GA	GAA
Don Simmons	18	1080	3-9-6	59	3.28
Bruce Gamble	52	3120	12-23-7	195	3.75



Jerry Toppazzini led the team in scoring in 1960-61.

1960-61 NOTABLES:

Home Record	13-17-5
Road Record	2-25-8
Overall Record	15-42-13

• The Bruins finish with the league's worst record for the first time since their opening season in 1924-25.

• January 1, 1961: Willie O'Ree becomes the first black player in NHL history to score a goal in a 3-2 win over Montreal.

1961-62

Gm	Date	Opponent	Score
1	Oct. 11	New York	L 2-6
2	12	at New York	L 3-6
3	14	at Toronto	L 2-3
4	15	Montreal	T 5-5
5	17	at Chicago	L 3-5
6	19	at Detroit	L 3-7
7	21	at Montreal	L 2-6
8	22	Toronto	L 1-9
9	26	Detroit	W 4-0
10	29	Chicago	T 2-2
11	Nov. 2	at Montreal	W 5-2
12	5	Chicago	L 3-4
13	8	at New York	T 4-4
14	9	at Detroit	L 1-2
15	12	Toronto	W 4-3
16	16	Montreal	W 3-2
17	19	Detroit	L 2-6
18	23	New York	L 3-4
19	25	at Montreal	L 0-5
20	26	Toronto	L 1-4

21	Nov. 29	at Chicago	L 4-7
22	30	at Detroit	L 1-3
23	Dec. 2	New York	W 3-1
24	3	at New York	L 1-3
25	7	Chicago	L 2-5
26	9	at Toronto	L 2-9
27	10	Montreal	L 3-4
28	13	at Chicago	T 2-2
29	14	at Detroit	L 0-5
30	16	at Montreal	L 4-8
31	17	Toronto	L 1-4
32	21	Detroit	W 4-2
33	23	at Toronto	W 7-4
34	25	Montreal	L 2-5
35	31	at New York	W 7-4
36	Jan. 1	New York	L 2-4
37	6	at Detroit	L 2-6
38	7	at Chicago	W 2-0
39	10	at Toronto	L 5-7
40	11	Chicago	L 0-6
41	13	at Montreal	L 3-5
42	14	Montreal	L 1-4
43	18	Detroit	W 5-3
44	20	at Toronto	W 5-4
45	21	Toronto	L 1-5
46	27	Chicago	W 5-3
47	28	Montreal	L 1-5
48	31	at New York	L 0-5
49	Feb. 1	New York	L 3-5
50	3	at Chicago	L 3-6
51	4	at Detroit	L 0-6
52	7	at Toronto	T 2-2
53	8	Chicago	L 2-6
54	10	Detroit	T 2-2
55	11	New York	L 3-5
56	15	at Montreal	L 1-9
57	18	at Chicago	L 0-6
58	21	at New York	L 2-4
59	24	at Toronto	L 2-7
60	25	at Chicago	L 0-8
61	28	at New York	T 2-2
62	Mar. 1	Chicago	L 4-5
63	4	Toronto	L 1-5
64	8	Detroit	L 0-3
65	10	at Montreal	L 2-5
66	11	Detroit	T 2-2
67	15	at Detroit	W 4-0
68	18	Montreal	W 6-2
69	22	New York	L 3-4
70	25	Toronto	W 5-4



Walter Brown, who served as the Bruins President from 1951-1964, was elected into the Hockey Hall of Fame in 1962.

Player	GP	G	A	PTS	PIM
John Bucyk	67	20	40	60	32
Don McKenney	70	22	33	55	10
Jerry Toppazzini	70	19	31	50	26
Murray Oliver	70	17	29	46	21
Doug Mohns	69	16	29	45	74
Cliff Pennington	70	9	32	41	2
Charlie Burns	70	11	17	28	43
Andre Pronovost	70	15	8	23	70
Leo Boivin	65	5	18	23	89
Wayne Connelly	61	8	12	20	34
Terry Gray	42	8	7	15	15
Tom Williams	26	6	6	12	2
Ted Green	66	3	8	11	116
Ed Westfall	63	2	9	11	53
Bob Beckett	32	7	2	9	14
Larry Leach	28	2	5	7	18



REGULAR SEASON SCORING & RESULTS

Pat Stapleton	69	2	5	7	42
Dick Meissner	66	3	3	6	13
Bob Armstrong	9	2	1	3	20
Ed Chadwick	4	0	0	0	0
Dallas Smith	7	0	0	0	10
Orland Kurtenbach	8	0	0	0	6
Bruce Gamble	28	0	0	0	4
Don Head	38	0	0	0	14

Goaltender	GP	MINS	W-L-T	GA	GAA
Don Head	38	2280	9-26-3	161	4.24
Bruce Gamble	38	1680	6-18-4	123	4.39
Ed Chadwick	4	240	0-3-1	22	5.50

1961-62 NOTABLES:

Home Record	9-22-4
Road Record	6-25-4
Overall Record	15-47-8

1962-63

Gm	Date	Opponent	Score
1	Oct. 11	Montreal	W 5-0
2	13	at Toronto	T 2-2
3	14	Chicago	T 2-2
4	18	at Detroit	L 3-5
5	20	at Montreal	L 3-7
6	21	Toronto	L 4-6
7	25	Detroit	T 3-3
8	Nov. 1	Chicago	L 2-4
9	4	New York	L 3-4
10	7	at Chicago	T 3-3
11	10	Detroit	T 3-3
12	11	Montreal	L 2-4
13	14	at New York	L 2-6
14	18	Detroit	L 1-3
15	21	at New York	L 2-4
16	22	New York	L 1-7
17	24	at Montreal	T 5-5
18	25	Toronto	W 5-2
19	29	Chicago	L 0-5
20	Dec. 1	at Toronto	L 2-8
21	2	Montreal	L 0-3
22	5	at Chicago	L 4-5
23	6	at Detroit	L 3-5
24	8	New York	T 3-3
25	9	at New York	W 4-2
26	13	at Montreal	T 1-1
27	15	at Toronto	L 2-8
28	16	Montreal	L 2-5
29	19	at Chicago	L 2-3
30	20	at Detroit	W 5-3
31	23	Toronto	L 4-5
32	25	New York	W 6-2
33	27	at New York	L 3-9
34	30	at Chicago	L 2-4
35	Jan. 1	Toronto	W 3-0
36	3	at Montreal	L 1-4
37	5	at Toronto	L 2-4
38	6	at Detroit	T 5-5
39	10	Chicago	W 5-4
40	12	at Montreal	L 2-7
41	13	Toronto	T 2-2
42	16	at Chicago	W 5-4
43	17	at Detroit	L 3-5
44	19	New York	L 3-5
45	20	Montreal	T 3-3
46	24	Toronto	L 3-6
47	26	at Toronto	W 5-2
48	27	Detroit	L 3-5
49	31	Chicago	L 2-9
50	Feb. 2	Detroit	T 4-4
51	3	at New York	W 6-4
52	7	at Detroit	T 3-3
53	10	Montreal	T 5-5
54	12	New York	W 6-3
55	14	at Montreal	W 2-1
56	16	at Detroit	L 1-3
57	17	at Chicago	L 1-3
58	20	at New York	T 3-3
59	23	at Toronto	W 4-2
60	24	at Chicago	L 3-4
61	28	Detroit	W 5-3
62	Mar. 3	Toronto	L 3-6
63	6	at Toronto	L 0-4
64	7	at Montreal	L 0-8

65	Mar. 10	Detroit	L 3-4
66	14	Chicago	L 0-2
67	17	Montreal	T 2-2
68	20	at New York	L 1-5
69	21	New York	T 2-2
70	24	Chicago	L 3-4

Player	GP	G	A	PTS	PIM
John Bucyk	69	27	39	66	36
Murray Oliver	65	22	40	62	38
Dean Prentice/New York	49	13	25	38	18
/Boston	19	6	9	15	4
/Total	68	19	34	53	22
Tom Williams	69	23	20	43	11
Jean-Guy Gendron	66	21	22	43	42
Jerry Toppazzini	65	17	18	35	6
Don McKenney	41	14	19	33	2
Forbes Kennedy	49	12	18	30	46
Doug Mohns	68	7	23	30	63
Leo Boivin	62	2	24	26	48
Charlie Burns	68	12	10	22	13
Bob Leiter	51	9	13	22	34
Irvin Spencer	69	5	17	22	34
Cliff Pennington	27	7	10	17	4
Wayne Hicks	65	7	9	16	14
Ed Westfall	48	1	11	12	34
Ted Green	70	1	11	12	117
Warren Godfrey	66	2	9	11	56
Wayne Connelly	18	2	6	8	2
Don Blackburn	6	0	5	5	4
Pat Stapleton	21	0	3	3	8
Andre Pronovost	21	0	2	2	4
Matt Ravlich	2	1	0	1	0
Jeannot Gilbert	5	0	0	0	4
Bob Perreault	22	0	0	0	0
Ed Johnston	49	0	0	0	10

Goaltender	GP	MINS	W-L-T	GA	GAA
Bob Perreault	22	1320	3-12-6	85	3.86
Ed Johnston	49	2880	11-27-11	196	4.08



Ed Johnston played his first of ten seasons in a Bruins uniform in 1962-63

1962-63 NOTABLES:

Home Record	7-18-10
Road Record	7-21-7
Overall Record	14-39-17

1963-64

Gm	Date	Opponent	Score
1	Oct. 8	Montreal	T 4-4
2	12	at Toronto	L 1-5
3	13	at Detroit	L 0-3
4	16	at Chicago	L 2-5
5	19	at Montreal	L 0-2
6	20	at New York	L 1-5
7	24	New York	L 0-2
8	27	Toronto	W 2-0
9	30	at New York	L 3-4
10	Nov. 3	Detroit	W 4-1
11	7	Toronto	L 3-4
12	10	Chicago	W 4-2
13	13	at Chicago	L 4-6
14	16	Detroit	T 1-1
15	17	Montreal	L 2-3
16	20	at New York	T 1-1
17	23	at Toronto	L 1-4
18	28	New York	W 5-3

19	30	at Montreal	T 0-0
20	Dec. 1	Montreal	L 1-3
21	4	at Chicago	T 2-2
22	5	at Detroit	L 2-4
23	7	New York	W 8-6
24	8	at New York	T 2-2
25	12	Chicago	W 2-1
26	14	at Montreal	L 1-3
27	15	Toronto	T 4-4
28	18	at Chicago	W 2-1
29	19	at Detroit	L 0-3
30	22	Chicago	L 1-4
31	25	Toronto	L 1-5
32	28	at Toronto	L 0-2
33	29	at Detroit	L 1-2
34	Jan. 1	Montreal	T 3-3
35	4	at Montreal	L 1-5
36	5	at Chicago	L 3-5
37	7	Detroit	L 0-5
38	9	New York	L 3-5
39	11	at Toronto	L 1-3
40	12	Toronto	W 6-3
41	16	Detroit	W 5-1
42	18	at Toronto	W 11-0
43	19	Montreal	T 1-1
44	22	at New York	L 4-6
45	23	Chicago	L 1-3
46	25	at Montreal	W 6-0
47	26	Toronto	W 2-0
48	30	New York	L 1-3
49	Feb. 1	at Toronto	L 1-5
50	2	Chicago	L 2-5
51	5	at New York	W 3-2
52	6	New York	W 4-0
53	8	Detroit	L 2-3
54	9	Montreal	T 4-4
55	13	at Detroit	L 1-4
56	16	at Chicago	L 3-5
57	20	at Montreal	L 2-3
58	22	at Detroit	L 2-3
59	23	at Chicago	L 0-2
60	27	New York	L 2-4
61	29	Detroit	W 2-1
62	Mar. 1	Toronto	W 5-3
63	4	at Toronto	T 4-4
64	5	Chicago	T 4-4
65	8	Detroit	L 3-5
66	11	at New York	W 5-3
67	12	at Detroit	L 1-2
68	15	Montreal	W 3-1
69	21	at Montreal	L 1-5
70	22	Chicago	L 3-4

Player	GP	G	A	PTS	PIM
Murray Oliver	70	24	44	68	41
John Bucyk	62	18	36	54	36
Dean Prentice	70	23	16	39	37
Orland Kurtenbach	70	12	25	37	91
Doug Mohns	70	9	17	26	95
Forbes Kennedy	70	8	17	25	95
Tom Johnson	70	4	21	25	33
Leo Boivin	65	10	14	24	42
Andy Heberton	70	12	11	23	8
Tom Williams	37	8	15	23	8
Gary Dornhoefer	32	12	10	22	20
Bob Leiter	56	6	13	19	43
Jean-Guy Gendron	54	5	13	18	43
Ted Green	70	4	10	14	145
Jerry Toppazzini	65	7	4	11	15
Bob McCord	65	1	9	10	49
Wayne Rivers	12	2	7	9	6
Ed Westfall	55	1	5	6	35
Wayne Connelly	26	2	3	5	12
Ron Schock	5	1	2	3	0
Don Awrey	16	1	0	1	4
Bob Beckett	7	0	1	1	0
Ted Irvine	1	0	0	0	0
Phil Krake	2	0	0	0	0
Ed Johnston	70	0	0	0	0

Goaltender	GP	MINS	W-L-T	GA	GAA
Ed Johnston	70	4200	18-40-12	211	3.01

1963-64 NOTABLES:

Home Record	13-15-7
Road Record	5-25-5
Overall Record	18-40-12



REGULAR SEASON SCORING & RESULTS

- Murray Oliver finishes seventh overall in the NHL's scoring race, despite the team's last-place finish for the fourth straight season.
- January 18, 1964: Andy Hebenton and Dean Prentice both record hat tricks in an 11-0 win in Toronto. It is the largest shutout margin in team history.



Murray Oliver finished seventh in the Art Ross race in 1963-64.

1964-65

Gm	Date	Opponent	Score
1	Oct. 12	New York	L 2-6
2	14	at Chicago	L 0-3
3	17	at Toronto	L 2-7
4	18	Montreal	L 1-3
5	22	Toronto	T 2-2
6	25	Detroit	L 0-4
7	28	at New York	L 1-3
8	29	at Detroit	L 0-2
9	31	at Montreal	L 2-6
10	Nov. 1	Chicago	W 5-2
11	8	Chicago	W 3-2
12	10	Detroit	T 3-3
13	11	at New York	L 2-4
14	14	at Toronto	W 3-1
15	15	Montreal	T 2-2
16	21	Detroit	L 1-3
17	22	Toronto	L 1-3
18	26	New York	W 6-1
19	28	at Montreal	L 1-2
20	29	at Chicago	W 4-3
21	Dec. 3	at Detroit	L 2-4
22	5	New York	T 3-3
23	10	Chicago	L 1-5
24	12	at Toronto	L 3-6
25	13	Montreal	L 4-5
26	16	at Chicago	L 5-7
27	17	at Detroit	W 5-3
28	20	Chicago	L 2-3
29	25	New York	L 0-3
30	26	at New York	W 2-0
31	27	at Chicago	L 2-6
32	Jan. 1	Toronto	W 3-0
33	2	at Montreal	L 1-3
34	3	at Detroit	L 1-8
35	6	at New York	L 2-5
36	7	Detroit	W 5-2
37	9	at Toronto	L 1-2
38	14	New York	W 5-2
39	16	at Montreal	L 2-3
40	17	Toronto	L 1-3
41	20	at Chicago	L 1-7
42	21	at Detroit	L 0-3
43	23	at Montreal	L 1-5
44	24	Montreal	W 3-0
45	27	at New York	L 2-5
46	28	Chicago	L 2-6
47	30	at Toronto	L 1-6
48	31	Toronto	L 2-4
49	Feb. 4	Detroit	W 3-1
50	6	New York	W 3-2
51	7	at New York	L 3-8
52	11	Montreal	L 1-7
53	13	Montreal	W 5-4
54	14	Toronto	T 2-2
55	20	at Montreal	L 2-6
56	21	at Chicago	L 0-7
57	24	at Toronto	W 3-1
58	27	at Detroit	L 1-4
59	28	at Chicago	W 5-4

60	Mar. 3	at New York	W 6-1
61	4	New York	L 3-4
62	6	Detroit	L 3-4
63	7	Toronto	T 3-3
64	13	at Toronto	W 2-0
65	14	Detroit	L 2-5
66	17	Chicago	W 2-1
67	18	at Detroit	L 3-10
68	21	Montreal	L 2-5
69	27	at Montreal	W 6-2
70	28	Chicago	W 3-1

Player	GP	G	A	PTS	PIM
John Bucyk	68	26	29	55	24
Murray Oliver	65	20	23	43	76
Reggie Fleming	67	18	23	41	136
Ted Green	70	8	27	35	156
Tom Williams	65	13	21	34	28
Ed Westfall	68	12	15	27	65
Orland Kurtenbach	64	6	20	26	86
Dean Prentice	31	14	9	23	12
Wayne Rivers	58	6	17	23	72
Alvin McDonald	60	9	9	18	6
Bill Knibbs	53	7	10	17	4
Wayne Maxner	54	7	6	13	42
Leo Boivin	67	3	10	13	68
Bob Woytowich	21	2	10	12	16
Ron Schock	33	4	7	11	14
Forbes Kennedy	52	6	4	10	41
Tom Johnson	51	0	9	9	30
Bob McCord	43	0	6	6	26
Don Awrey	47	2	3	5	41
Bob Leiter	18	3	1	4	6
Murray Balfour	15	0	2	2	26
Joe Watson	4	0	1	1	0
Gary Dornhoefer	20	0	1	1	13
Wayne Cashman	1	0	0	0	0
Bill Goldsworthy	2	0	0	0	0
Jeannot Gilbert	4	0	0	0	0
Jack Norris	23	0	0	0	0
Ed Johnston	47	0	0	0	4

Goaltender	GP	MINS	W-L-T	GA	GAA
Ed Johnston	47	2820	12-31-4	162	3.45
Jack Norris	23	1380	9-12-2	86	3.74

1964-65 NOTABLES:

Home Record	12-17-6
Road Record	9-26-0
Overall Record	21-43-6

- John Bucyk ranks ninth overall in league scoring.



Ted Green led the Bruins in penalty minutes for the fourth straight season in 1964-65 with a then-team record of 156.

1965-66

Gm	Date	Opponent	Score
1	Oct. 24	Chicago	L 2-6
2	27	Toronto	L 1-2
3	30	New York	L 2-8
4	Nov. 3	at Chicago	T 2-2
5	4	at Detroit	L 1-8
6	6	at Montreal	W 3-1
7	7	Montreal	L 2-5
8	10	at New York	T 2-2
9	14	Toronto	W 2-0
10	20	Detroit	L 2-4
11	21	Montreal	W 3-2

12	Nov. 24	at New York	L 1-4
13	25	New York	W 6-2
14	27	at Toronto	W 2-1
15	28	Detroit	L 3-5
16	Dec. 1	at Chicago	L 2-4
17	2	at Detroit	L 2-10
18	4	Chicago	L 1-10
19	5	Montreal	T 4-4
20	8	at Montreal	L 3-8
21	11	at Toronto	L 3-8
22	12	Detroit	L 3-5
23	15	at Chicago	L 4-8
24	16	at Detroit	L 0-2
25	18	at Montreal	L 1-2
26	19	Toronto	L 1-3
27	25	New York	W 4-2
28	26	at New York	L 4-6
29	28	Detroit	L 0-1
30	Jan. 1	at Toronto	L 3-6
31	2	at Chicago	L 1-3
32	6	at Detroit	L 3-5
33	8	at Montreal	L 0-6
34	9	at New York	W 3-1
35	13	Chicago	T 1-1
36	15	at Toronto	L 1-6
37	16	Montreal	L 1-3
38	20	Chicago	W 4-3
39	22	New York	W 5-3
40	23	Toronto	W 2-1
41	27	Chicago	W 5-3
42	29	at Toronto	L 3-6
43	30	Montreal	L 1-3
44	Feb. 3	Detroit	L 2-4
45	5	New York	W 5-3
46	6	at Detroit	T 3-3
47	10	Montreal	W 2-0
48	12	at New York	L 2-9
49	13	Toronto	T 4-4
50	16	Detroit	W 5-4
51	19	at Detroit	W 5-1
52	20	at Chicago	L 1-5
53	23	at Montreal	L 2-3
54	26	at Toronto	L 2-3
55	27	at Chicago	L 1-7
56	Mar. 2	at New York	L 3-5
57	3	New York	L 4-5
58	6	Toronto	L 3-5
59	9	at Montreal	W 3-1
60	12	at Toronto	L 0-6
61	13	Detroit	L 4-8
62	16	at New York	W 3-1
63	17	at Detroit	L 2-4
64	20	New York	W 4-3
65	24	Chicago	W 3-1
66	26	at Montreal	L 2-5
67	27	Montreal	L 1-3
68	29	at Chicago	L 2-4
69	31	Toronto	W 3-1
70	Apr. 3	Chicago	W 4-2

Player	GP	G	A	PTS	PIM
Murray Oliver	70	18	42	60	30
John Bucyk	63	27	30	57	12
Tom Williams	70	16	22	38	31
Ron Stewart	70	20	16	36	17
John McKenzie/New York	35	6	5	11	36
/Boston	36	13	9	22	36
/Total	71	19	14	33	72
Ed Westfall	59	9	21	30	42
Pit Martin/Detroit	10	1	1	2	0
/Boston	41	16	11	27	10
/Total	51	17	12	29	10
Dean Prentice	50	7	22	29	10
Bob Dillabough	53	7	13	20	18
Gilles Marotte	51	3	17	20	52
Bob Woytowich	68	2	17	19	75
Ron Murphy/Detroit	32	10	7	17	10
/Boston	2	0	1	1	0
/Total	34	10	8	18	10
Ted Green	27	5	13	18	113
Al Langlois	65	4	10	14	54
Parker MacDonald	29	6	4	10	6
Reggie Fleming	34	4	6	10	42
Forbes Kennedy	50	4	6	10	55
Gary Doak/Detroit	4	0	0	0	12
/Boston	20	0	8	8	28
/Total	24	0	8	8	40
Don Awrey	70	4	3	7	74



REGULAR SEASON SCORING & RESULTS

Leo Boivin	46	0	5	5	34
Bill Goldsworthy	13	3	1	4	6
Ron Schock	24	2	2	4	6
Wayne Maxner	8	1	3	4	6
Bob Leiter	9	2	1	3	2
Barry Ashbee	14	0	3	3	14
Wayne Rivers	2	1	1	2	2
Paul Popiel	3	0	1	1	2
Gary Dornhoefer	10	0	1	1	2
Murray Davison	1	0	0	0	0
Don Marcotte	1	0	0	0	0
Bobby Ring	1	0	0	0	0
John Arbour	2	0	0	0	0
Phil Krake	2	0	0	0	0
Derek Sanderson	2	0	0	0	0
Dallas Smith	2	0	0	0	0
Terry Crisp	3	0	0	0	0
Jean-Paul Parise	3	0	0	0	0
Gerry Cheevers	7	0	0	0	0
Ed Johnston	33	0	0	0	0
Bernie Parent	39	0	0	0	0

Goaltender	GP	MINS	W-L-T	GA	GAA
Bernie Parent	39	2083	11-20-3	128	3.69
Ed Johnston	33	1743	10-19-2	108	3.72
Gerry Cheevers	7	340	0-4-1	34	6.00
Bobby Ring	1	34	0-0-0	4	7.06

1965-66 NOTABLES:

Home Record	15-17-3
Road Record	6-26-3
Overall Record	21-43-6

- The Bruins move into fifth place overall after finishing last in the six-team league for five consecutive seasons.
- Murray Oliver finishes tenth in the league's scoring race.
- January 27, 1966: Pit Martin ties a club record with four goals in a 5-3 win over Chicago.



Pit Martin tied a team record in scoring four goals on January 27, 1966 vs. Chicago.

1966-67

Gm	Date	Opponent	Score
1	Oct. 19	Detroit	W 6-2
2	22	at Montreal	L 1-3
3	23	Montreal	L 2-3
4	29	at Toronto	T 3-3
5	30	at Detroit	L 1-8
6	Nov. 1	at Chicago	W 3-2
7	3	New York	L 1-7
8	6	Chicago	L 2-4
9	9	at New York	T 3-3
10	10	Toronto	W 4-0
11	13	Montreal	W 2-1
12	19	New York	T 3-3
13	20	Detroit	W 5-2
14	23	at New York	L 4-5
15	24	Detroit	W 8-3
16	26	at Toronto	L 2-4
17	27	Chicago	L 4-5
18	Dec. 1	at Detroit	L 1-4
19	3	New York	T 2-2
20	4	Toronto	L 3-8
21	7	at New York	L 2-4
22	8	Chicago	L 2-10
23	11	at Chicago	T 2-2
24	14	at Toronto	L 1-2
25	15	at Detroit	L 0-4
26	18	Montreal	W 3-1

27	Dec. 21	at New York	L 1-5
28	24	at Toronto	L 0-3
29	25	Toronto	L 2-4
30	27	Detroit	T 4-4
31	28	at Montreal	T 1-1
32	31	at Detroit	L 1-3
33	Jan. 1	at Chicago	L 2-3
34	7	at Toronto	L 2-5
35	8	at Chicago	W 3-1
36	12	New York	L 0-3
37	14	at Montreal	W 5-4
38	15	Montreal	L 1-3
39	19	Chicago	L 2-4
40	21	New York	W 6-2
41	22	Toronto	W 3-1
42	25	at New York	L 1-2
43	26	at Montreal	W 4-1
44	29	Montreal	L 2-3
45	Feb. 1	at Chicago	L 1-6
46	2	at Detroit	L 3-4
47	4	New York	L 3-4
48	5	Chicago	L 0-5
49	8	at New York	W 2-1
50	11	Montreal	L 3-4
51	12	Toronto	L 1-2
52	14	Detroit	W 6-3
53	16	at Montreal	W 5-1
54	18	at Toronto	L 3-5
55	23	at Montreal	T 2-2
56	25	at Chicago	L 3-6
57	26	at Detroit	T 3-3
58	Mar. 2	Chicago	L 2-5
59	4	New York	T 4-4
60	5	Detroit	L 3-5
61	8	at Chicago	L 1-3
62	12	Detroit	W 7-3
63	15	at Montreal	L 2-11
64	18	at Detroit	W 5-3
65	19	at New York	L 1-3
66	23	Toronto	L 3-5
67	25	at Toronto	L 3-4
68	26	Montreal	L 3-6
69	30	Chicago	L 1-3
70	Apr. 2	Toronto	L 2-5

Player	GP	G	A	PTS	PIM
John Bucyk	59	18	30	48	12
Pit Martin	70	20	22	42	40
Bobby Orr	61	13	28	41	102
John McKenzie	69	17	19	36	98
Ed Westfall	70	12	24	36	26
Murray Oliver	65	9	26	35	16
Wayne Connolly	64	13	17	30	12
Ron Schock	66	10	20	30	8
Ron Murphy	39	11	16	27	6
Ron Stewart	56	14	10	24	31
Tom Williams	29	8	13	21	2
Bob Dillabough	60	6	12	18	14
Ted Green	47	6	10	16	67
Gilles Marotte	67	7	8	15	65
Joe Watson	69	2	13	15	38
Bob Woytowich	64	2	7	9	43
Phil Krake	15	6	2	8	4
Bill Goldsworthy	18	3	5	8	21
Jean-Paul Parise	18	2	2	4	10
Wayne Rivers	8	2	1	3	59
Don Awrey	4	1	0	1	6
Gary Doak	20	0	1	1	50
Dallas Smith	33	0	1	1	24
Ed Johnston	34	0	1	1	0
Barry Wilkins	1	0	0	0	0
Nick Beverley	2	0	0	0	0
Derek Sanderson	2	0	0	0	0
Ron Buchanan	3	0	0	0	0
Ted Hodgson	4	0	0	0	0
Glen Sather	5	0	0	0	0
Ross Lonsberry	8	0	0	0	2
Bernie Parent	18	0	0	0	2
Gerry Cheevers	22	0	0	0	12

Goaltender	GP	MINS	W-L-T	GA	GAA
Gerry Cheevers	22	1298	5-11-6	72	3.33
Bernie Parent	18	1022	3-11-2	62	3.64
Ed Johnston	34	1880	9-21-2	116	3.70

1966-67 NOTABLES:

Home Record	10-21-4
-------------------	---------

Road Record	7-22-6
Overall Record	17-43-10

- Bobby Orr wins the Calder Trophy and earns a Second Team NHL All-Star berth.
- October 19, 1966: Bobby Orr plays his first NHL game in a 6-2 win vs. Detroit. It is Boston's first opening-night victory since 1962.
- October 23, 1966: Bobby Orr scores his first NHL goal in a 3-2 loss to Montreal.



Bobby Orr played his first NHL contest and Harry Sinden coached his first NHL game on October 19, 1966 vs. Detroit.

1967-68

Gm	Date	Opponent	Score
1	Oct. 11	Detroit	T 4-4
2	15	Montreal	W 6-2
3	18	at Chicago	W 7-1
4	19	at Detroit	W 6-3
5	21	at Montreal	L 2-4
6	26	Los Angeles	W 2-0
7	29	Pittsburgh	W 4-2
8	Nov. 1	at St. Louis	L 1-5
9	5	Toronto	T 2-2
10	8	at New York	W 6-3
11	11	Oakland	W 2-1
12	12	Philadelphia	L 2-4
13	15	at Toronto	L 2-4
14	18	New York	W 3-1
15	19	Toronto	W 6-2
16	22	at Pittsburgh	L 1-4
17	23	New York	W 4-2
18	25	at Montreal	W 3-1
19	26	Detroit	W 7-5
20	29	Minnesota	W 5-1
21	Dec. 2	Chicago	T 4-4
22	3	Montreal	W 5-3
23	7	New York	W 3-1
24	9	at Toronto	T 3-3
25	10	Los Angeles	L 1-3
26	13	Montreal	L 2-6
27	15	at Oakland	L 1-4
28	16	at Los Angeles	W 5-2
29	20	at Chicago	L 3-6
30	23	at New York	W 4-0
31	25	Oakland	W 6-3
32	27	Chicago	W 7-2
33	30	at Minnesota	L 4-5
34	31	at Detroit	L 4-6
35	Jan. 3	at New York	T 5-5
36	4	at Philadelphia	W 3-2
37	6	at Toronto	T 3-3
38	7	at Chicago	L 2-4
39	11	Detroit	W 5-4
40	13	at Montreal	L 1-5
41	14	Minnesota	W 9-2
42	18	Toronto	L 2-4
43	20	Philadelphia	W 4-2
44	21	Chicago	W 6-0
45	24	at New York	L 1-2
46	25	Montreal	L 0-2
47	27	at Montreal	L 2-5
48	28	Pittsburgh	L 0-1
49	Feb. 1	Chicago	T 4-4
50	3	New York	T 3-3
51	4	Detroit	W 5-4
52	7	at St. Louis	W 6-4
53	10	at Detroit	T 1-1
54	11	St. Louis	T 3-3
55	14	at Chicago	L 1-3
56	17	at Oakland	L 1-3



REGULAR SEASON SCORING & RESULTS

57	Feb.	18	at Los Angeles	W	6-5
58		21	at Minnesota	L	3-5
59		22	at Detroit	W	3-2
60		24	at Toronto	L	0-1
61		27	at Pittsburgh	W	5-3
62		29	Toronto	W	4-1
63	Mar.	3	St. Louis	W	9-3
64		6	at Chicago	W	5-3
65		7	at Philadelphia	W	2-1
66		10	Detroit	L	5-7
67		13	at New York	W	2-1
68		16	at Toronto	L	0-3
69		17	Montreal	W	3-1
70		21	Chicago	W	8-0
71		24	at Detroit	L	3-5
72		28	New York	L	4-5
73		30	at Montreal	W	2-1
74		31	Toronto	L	1-4

Player	GP	G	A	PTS	PIM
Phil Esposito	74	35	49	84	21
John Bucyk	72	30	39	69	8
John McKenzie	74	28	38	66	107
Fred Stanfield	73	20	44	64	10
Ken Hodge	74	25	31	56	31
Tom Williams	68	18	32	50	14
Derek Sanderson	71	24	25	49	98
Ted Green	72	7	36	43	133
Ed Shack	70	23	19	42	107
Ed Westfall	73	14	22	36	38
Bobby Orr	46	11	20	31	63
Dallas Smith	74	4	23	27	65
Glen Sather	65	8	12	20	34
Don Awrey	74	3	12	15	150
Phil Krake	68	5	7	12	13
Gary Doak	59	2	9	11	100
Ross Lonsberry	19	2	2	4	12
Wayne Cashman	12	0	4	4	2
John Arbour	4	0	1	1	11
Ron Murphy	12	0	1	1	4
Andre Gill	5	0	0	0	0
Barry Gibbs	16	0	0	0	2
Ed Johnston	28	0	0	0	0
Gerry Cheevers	47	0	0	0	0

Goaltender	GP	MINS	W-L-T	GA	GAA
Gerry Cheevers	47	2646	23-17-5	125	2.83
Ed Johnston	28	1524	11-8-5	73	2.87
Andre Gill	5	270	3-2-0	13	2.89



Derek Sanderson won the Calder Trophy in 1967-68.

1967-68 NOTABLES:

Home Record	22-9-6
Road Record	15-18-4
Overall Record	37-27-10

- The Bruins finish with a record above .500 for the first season since 1958-59...It is the first of a league-record 29 consecutive seasons with a winning record.
- Bobby Orr wins his first of eight straight Norris Trophies and the first of eight consecutive First Team All-Star berths.
- Phil Esposito and John Bucyk earn Second Team All-Star honors.
- Derek Sanderson wins the Calder Trophy.
- Phil Esposito (second) and John Bucyk (ninth) finish among the league's scoring leaders.
- October 15, 1967: Phil Esposito ties a club record with four goals in a 6-2 win over Montreal.
- October 26, 1967: The Bruins defeat Los Angeles by a

2-0 score in the first visit by an expansion team to Boston Garden.
 • December 2, 1967: John Bucyk scores two goals vs. Chicago, and becomes Boston's all-time goal scoring leader as he breaks Milt Schmidt's mark of 229.
 • December 7, 1967: John Bucyk scores twice over NY Rangers and becomes the club's all-time points leader as he passes Milt Schmidt's record of 575.
 • January 21, 1968: Derek Sanderson has four assists in a 6-0 win over Chicago, setting a club single-game record for assists by a rookie.


1968-69

Gm	Date	Opponent	Score
1	Oct. 11	Detroit	W 4-2
2	13	Philadelphia	W 3-2
3	16	at Oakland	W 2-1
4	17	at Los Angeles	L 1-2
5	19	at Pittsburgh	W 5-1
6	24	St. Louis	L 1-2
7	26	at Toronto	L 0-2
8	27	Montreal	W 4-2
9	30	at Minnesota	W 4-2
10	31	at Detroit	L 5-7
11	Nov. 3	Chicago	W 5-3
12	6	Philadelphia	W 7-1
13	10	St. Louis	T 1-1
14	13	at Toronto	T 1-1
15	14	at Philadelphia	L 2-4
16	17	Oakland	W 6-3
17	21	Los Angeles	W 4-1
18	23	New York	W 5-1
19	24	Toronto	W 7-4
20	27	at St. Louis	T 4-4
21	30	New York	L 1-4
22	Dec. 1	Minnesota	W 4-0
23	5	Montreal	T 2-2
24	7	Detroit	W 4-1
25	8	at Chicago	L 4-7
26	11	at New York	T 2-2
27	14	Chicago	W 10-5
28	15	Pittsburgh	W 5-3
29	19	Los Angeles	W 6-4
30	21	at Montreal	T 0-0
31	22	Montreal	W 7-5
32	25	Oakland	L 1-3
33	28	at St. Louis	W 6-2
34	29	at Detroit	T 3-3
35	Jan. 2	at New York	W 4-2
36	4	at Minnesota	T 2-2
37	9	Toronto	W 3-2
38	11	at Montreal	W 6-3
39	12	Pittsburgh	W 8-4
40	15	at Toronto	T 5-5
41	16	Minnesota	W 5-1
42	18	at Philadelphia	W 5-3
43	19	Toronto	W 5-3
44	23	at Detroit	T 2-2
45	25	St. Louis	W 4-0
46	26	Minnesota	W 4-3
47	29	at Oakland	T 3-3
48	30	at Los Angeles	W 7-5
49	Feb. 2	Detroit	W 4-2
50	5	at Chicago	W 7-2
51	6	at St. Louis	L 1-3
52	8	Philadelphia	W 6-5
53	9	Oakland	T 3-3
54	11	Chicago	W 7-3
55	15	at Montreal	L 1-3
56	16	at Chicago	L 1-5
57	19	at Pittsburgh	L 0-3
58	23	at New York	L 0-9
59	26	at Los Angeles	W 4-2
60	27	at Oakland	W 9-0
61	Mar. 1	New York	W 8-5
62	2	Pittsburgh	W 4-0
63	5	Detroit	T 2-2
64	8	at Detroit	L 4-7
65	9	Los Angeles	W 7-2
66	11	at Minnesota	T 3-3
67	13	at Philadelphia	L 1-2
68	15	at Toronto	L 4-7
69	16	Toronto	W 11-3
70	19	at Pittsburgh	W 3-2
71	20	Chicago	T 5-5
72	22	at Chicago	W 5-3

73	Mar. 23	at New York	L	2-4
74	27	New York	T	3-3
75	29	at Montreal	L	3-5
76	30	Montreal	W	6-3

Player	GP	G	A	PTS	PIM
Phil Esposito	74	49	77	126	79
Ken Hodge	75	45	45	90	75
John Bucyk	70	24	42	66	18
Bobby Orr	67	21	43	64	133
John McKenzie	60	29	27	56	99
Fred Stanfield	71	25	29	54	22
Ron Murphy	60	16	38	54	26
Derek Sanderson	63	26	22	48	146
Ted Green	65	8	38	46	99
Ed Westfall	70	18	24	42	22
Wayne Cashman	51	8	23	31	49
Dallas Smith	75	4	24	28	74
Ed Shack	50	11	11	22	74
Glen Sather	76	4	11	15	67
Don Awrey	73	0	13	13	149
Tom Williams	26	4	7	11	19
Ace Bailey	8	3	3	6	10
Gary Doak	22	3	3	6	37
Rick Smith	47	0	5	5	29
Jim Lorentz	11	1	3	4	6
Jim Harrison	16	1	2	3	21
Tom Webster	9	0	3	3	9
Jean Gauthier	11	0	2	2	8
Barry Wilkins	1	1	0	1	0
Grant Erickson	2	1	0	1	0
Don Marcotte	7	1	0	1	2
Paul Hurlley	1	0	1	1	0
Bill Lesuk	5	0	1	1	0
Ed Johnston	24	0	1	1	0
Steve Atkinson	1	0	0	0	0
Joe Junkin	1	0	0	0	0
Bob Leiter	1	0	0	0	0
Ross Lonsberry	6	0	0	0	2
Barry Gibbs	8	0	0	0	2
Gerry Cheevers	52	0	0	0	14

Goaltender	GP	MINS	W-L-T	GA	GAA
Joe Junkin	1	8	0-0-0	0	0.00
Gerry Cheevers	52	3112	28-12-12	145	2.80
Ed Johnston	24	1440	14-6-4	74	3.08



Phil Esposito became the first player in NHL history to break the 100-point barrier on March 2, 1969.

1968-69 NOTABLES:

Home Record	29-3-6
Road Record	13-15-10
Overall Record	42-18-16

- The Bruins become the first team in league history to score 300 goals in a season as they finish the campaign with 303.
- Phil Esposito wins the Art Ross scoring title and the Hart Trophy as league MVP as he shatters the league single-season scoring record. He also sets a single-season NHL assists record with 77.
- Esposito earns his first of six First Team All-Star berths.
- Bobby Orr wins the Norris Trophy and joins Esposito on the First All-Star Team.
- Ted Green is named to the Second All-Star Team.
- March 2, 1969: Phil Esposito becomes the first player in NHL history to score 100 points, scoring twice in a 4-0 win over Pittsburgh.
- March 16, 1969: The Bruins tie a league record with



REGULAR SEASON SCORING & RESULTS

eight goals in the second period in an 11-3 win over Toronto.

• March 20, 1969: Bobby Orr sets an NHL record for goals in a season by a defenseman as he tallies his 21st of the season on his 21st birthday

1969-70

Gm	Date	Opponent	Score
1	Oct. 12	New York	W 2-1
2	15	Oakland	W 6-0
3	18	at Pittsburgh	T 3-3
4	19	Pittsburgh	W 4-0
5	22	at Minnesota	W 3-2
6	24	at Oakland	W 4-2
7	25	at Los Angeles	W 3-2
8	29	at Toronto	L 2-4
9	Nov. 1	at Montreal	L 2-9
10	2	Toronto	T 4-4
11	5	St. Louis	T 4-4
12	8	at Detroit	L 2-3
13	10	Oakland	W 8-3
14	13	Detroit	W 3-1
15	15	New York	L 5-6
16	16	Los Angeles	W 7-4
17	21	at Chicago	T 2-2
18	23	Montreal	T 2-2
19	26	at New York	L 0-3
20	27	Philadelphia	W 6-4
21	29	at Montreal	T 2-2
22	30	Toronto	W 4-1
23	Dec. 4	at Detroit	T 4-4
24	6	Chicago	W 6-1
25	7	Minnesota	T 2-2
26	10	at New York	L 2-5
27	11	New York	W 2-1
28	13	at Philadelphia	W 5-3
29	14	Pittsburgh	W 2-1
30	18	at St. Louis	T 3-3
31	20	at Pittsburgh	W 6-4
32	21	Montreal	L 2-5
33	25	Los Angeles	W 7-1
34	28	at Philadelphia	W 5-4
35	31	at Detroit	L 1-5
36	Jan. 3	at Los Angeles	W 6-2
37	7	at Oakland	W 6-1
38	10	at Toronto	L 3-4
39	11	Oakland	W 6-3
40	15	Los Angeles	W 6-3
41	17	Chicago	L 0-1
42	18	Montreal	W 6-3
43	22	Philadelphia	T 3-3
44	24	at New York	L 1-8
45	25	Pittsburgh	W 3-1
46	29	Minnesota	W 6-5
47	31	at Montreal	T 3-3
48	Feb. 1	Toronto	W 7-6
49	4	at Chicago	L 4-8
50	5	Philadelphia	W 5-1
51	7	Detroit	T 2-2
52	8	St. Louis	W 7-1
53	11	at St. Louis	W 3-2
54	14	at Pittsburgh	W 3-0
55	17	at Oakland	T 3-3
56	18	at Los Angeles	T 5-5
57	21	at Minnesota	W 4-2
58	22	at Chicago	L 3-6
59	26	New York	W 5-3
60	28	Chicago	W 3-0
61	Mar. 1	St. Louis	W 3-1
62	4	at St. Louis	L 1-3
63	7	at Philadelphia	T 5-5
64	8	Montreal	W 2-0
65	11	at Chicago	T 0-0
66	14	at Toronto	L 1-2
67	15	Detroit	T 5-5
68	19	Chicago	W 3-1
69	21	at Minnesota	L 4-5
70	22	Minnesota	W 5-0
71	25	at New York	W 3-1
72	28	Detroit	T 5-5
73	29	at Detroit	T 2-2
74	Apr. 1	at Montreal	L 3-6
75	4	at Toronto	W 4-2
76	5	Toronto	W 3-1

Player	GP	G	A	PTS	PIM
Bobby Orr	76	33	87	120	125
Phil Esposito	76	43	56	99	50
John McKenzie	72	29	41	70	114
John Bucyk	76	31	38	69	13
Fred Stanfield	73	23	35	58	14
Ken Hodge	72	25	29	54	87
Derek Sanderson	50	18	23	41	118
Ed Westfall	72	14	22	36	28
Wayne Cashman	70	9	26	35	79
Wayne Carleton/Toronto	7	0	1	1	6
/Boston	42	6	19	25	23
/Total	49	6	20	26	29
Dallas Smith	75	7	17	24	119
Jim Lorentz	68	7	16	23	30
Ace Bailey	58	11	11	22	82
Don Awrey	73	3	10	13	120
Don Marcotte	35	9	3	12	14
Rick Smith	69	2	8	10	65
Gary Doak	44	1	7	8	63
Ron Murphy	20	2	5	7	8
Jim Harrison	23	3	1	4	16
Bill Speer	27	1	3	4	4
Ed Johnston	37	0	2	2	2
Tom Webster	2	0	1	1	2
Frank Spring	1	0	0	0	0
Nick Beverley	2	0	0	0	2
Bill Lesuk	3	0	0	0	0
Barry Wilkins	6	0	0	0	2
Gerry Cheevers	41	0	0	0	4

Goaltender	GP	MINS	W-L-T	GA	GAA
Gerry Cheevers	41	2384	24-8-8	108	2.72
Ed Johnston	37	2176	16-9-11	108	2.98



Bobby Orr became the first defenseman to win a league scoring title with 120 points in 1969-70.

1969-70 NOTABLES:

Home Record	27-3-8
Road Record	13-14-11
Overall Record	40-17-19

- Bobby Orr becomes the first defenseman to win the NHL's scoring title with 120 points. Orr also wins the Hart and Norris Trophies and First Team All-Star honors.
- Phil Esposito finishes second in the Art Ross scoring race and is named to the First All-Star Team.
- John McKenzie earns a Second Team All-Star berth.
- January 15, 1970: Bobby Orr has two assists in a 6-3 win over Los Angeles, setting an NHL record for assists in a season by a defenseman with 51 in just the 40th game of the season.
- March 15, 1970: Bobby Orr has 2-2=4 totals in a 5-5 tie with Detroit and becomes the first defenseman in NHL history to record 100 points in a season.

1970-71

Gm	Date	Opponent	Score
1	Oct. 11	Detroit	W 7-3
2	14	at Los Angeles	W 8-5
3	16	at California	W 5-1
4	18	at Vancouver	W 5-3
5	22	Chicago	T 3-3
6	25	Philadelphia	W 4-3
7	29	at Detroit	L 3-5
8	31	New York	W 6-0
9	Nov. 1	Minnesota	W 5-0

10	Nov. 5	St. Louis	L 0-2
11	7	at Pittsburgh	T 2-2
12	8	Montreal	W 6-1
13	10	Vancouver	W 6-3
14	14	at Toronto	L 2-3
15	15	California	L 1-2
16	18	at Minnesota	W 8-4
17	21	at Philadelphia	W 5-2
18	22	Pittsburgh	W 4-2
19	24	at St. Louis	T 5-5
20	26	Chicago	W 3-2
21	28	at New York	T 3-3
22	29	Toronto	W 4-2
23	Dec. 2	at Chicago	L 3-4
24	3	at Buffalo	T 4-4
25	5	at Montreal	W 4-2
26	6	Pittsburgh	W 6-3
27	10	Buffalo	W 8-2
28	12	at Philadelphia	W 1-0
29	13	Detroit	W 6-2
30	16	Los Angeles	W 6-4
31	19	at St. Louis	W 7-1
32	20	Minnesota	W 7-2
33	23	at Detroit	W 2-1
34	25	Pittsburgh	W 8-4
35	26	at Pittsburgh	L 2-4
36	30	at Minnesota	W 6-2
37	Jan. 1	at Buffalo	W 9-4
38	3	at Philadelphia	W 5-1
39	7	Vancouver	W 6-4
40	9	at Chicago	L 3-4
41	10	California	W 7-4
42	14	Los Angeles	W 9-5
43	16	at Montreal	L 2-4
44	17	Toronto	W 9-1
45	23	Chicago	W 6-2
46	24	Montreal	W 4-2
47	27	at New York	T 2-2
48	28	Philadelphia	W 6-2
49	31	St. Louis	W 6-0
50	Feb. 3	Los Angeles	W 7-3
51	6	Buffalo	W 4-3
52	7	Minnesota	T 4-4
53	9	New York	W 6-3
54	11	at St. Louis	W 5-3
55	14	at Toronto	W 5-1
56	16	at Vancouver	L 4-5
57	19	at California	W 5-0
58	20	at Los Angeles	L 4-5
59	23	at Buffalo	W 6-3
60	25	Vancouver	W 8-3
61	28	Toronto	W 4-3
62	Mar. 2	at Minnesota	W 6-0
63	4	California	W 7-0
64	6	at Pittsburgh	W 6-3
65	7	St. Louis	W 4-1
66	10	at California	W 8-1
67	11	at Los Angeles	W 7-2
68	13	at Vancouver	W 6-3
69	14	at Detroit	W 11-4
70	18	Detroit	W 7-3
71	20	Philadelphia	W 5-3
72	21	Buffalo	L 5-7
73	24	at Chicago	L 1-2
74	27	New York	L 3-6
75	28	at New York	L 1-2
76	31	at Montreal	W 6-3
77	Apr. 3	at Toronto	W 8-3
78	4	Montreal	W 7-2

Player	GP	G	A	PTS	PIM
Phil Esposito	78	76	76	152	71
Bobby Orr	78	37	102	139	91
John Bucyk	78	51	65	116	8
Ken Hodge	78	43	62	105	113
Wayne Cashman	77	21	58	79	100
John McKenzie	65	31	46	77	120
Fred Stanfield	75	24	52	76	12
Derek Sanderson	71	29	34	63	130
Ed Westfall	78	25	34	59	48
Wayne Carleton	69	22	24	46	44
Dallas Smith	73	7	38	45	68
Ted Green	78	5	37	42	60
Don Marcotte	75	15	13	28	30
Don Awrey	74	4	21	25	141
Rick Smith	67	4	19	23	44
Mike Walton/Toronto	23	3	10	13	21
/Boston	22	3	5	8	10



REGULAR SEASON SCORING & RESULTS

Mike Walton/Total	45	6	15	21	31
Reg Leach	23	2	4	6	0
Ace Bailey	36	0	6	6	44
Ed Johnston	38	0	1	1	6
Bill Speer	1	0	0	0	4
Ivan Boldirev	2	0	0	0	0
Dan Schock	6	0	0	0	0
Gerry Cheevers	40	0	0	0	4

Goaltender	GP	MINS	W-L-T	GA	GAA
Ed Johnston	38	2280	30-6-2	96	2.53
Gerry Cheevers	40	2400	27-8-5	109	2.73

1970-71 NOTABLES:

Home Record	33-4-2
Road Record	24-10-5
Overall Record	57-14-7



Ken Hodge set a club record with six assists on February 9, 1971 vs. NY Rangers.

- The Bruins finish with the league's best record with a team-record 57 wins. They are the first team in NHL history to win 50 games in one season.
- The Bruins also set league records for home wins (33), a 27-game home unbeaten streak (26-0-1) and 20-or-more goal scorers in one season with ten.
- Bobby Orr wins his second Hart Trophy and his fourth straight Norris Trophy. He sets a league single-season assists record with 102 which remains an NHL mark for defensemen and sets the league record for points by a defenseman.
- Phil Esposito takes the Art Ross scoring title as he shatters the NHL single-season records for goals and points. He also sets an NHL mark with 550 shots on goal.
- John Bucyk wins the Lady Byng Trophy.
- Bobby Orr, Phil Esposito, John Bucyk and Ken Hodge are all voted to the First All-Star Team.
- Seven Bruins rank among the league's top 11 in scoring, led by 100+ point scorers Phil Esposito, Bobby Orr, John Bucyk and Ken Hodge. That remains a league record for most 100-plus point players in one season.
- December 10, 1970: John Bucyk plays his 1,000th NHL game and has two goals and four assists for six points in an 8-2 victory over Buffalo. The Bruins take 72 shots in the game, second in league history only to their own 1941 record of 83.
- January 14, 1971: Phil Esposito has 3-3=6 totals in a 9-5 win over Los Angeles. It is his fifth of seven hat tricks on the season, a modern NHL record.
- January 28, 1971: Don Marcotte's shorthanded goal in a 6-2 win over Philadelphia gives Boston an NHL record of 15 shorthanded goals on the season.
- February 9, 1971: Ken Hodge sets a club record with six assists in a 6-3 victory over NY Rangers.
- February 20, 1971: Phil Esposito becomes just the fourth player in league history to score 50 goals in a season in a 5-4 loss in Los Angeles.
- February 25, 1971: The Bruins set an NHL record as John Bucyk, Ed Westfall and Ted Green combine for three goals in a 0-20 span of the third period in an 8-3 win over Vancouver.
- March 10, 1971: The Bruins set an NHL record with their 105th point of the season, an 8-1 win at California.
- March 16, 1971: John Bucyk joins Phil Esposito as the only teammates to score 50 goals in the same season in an 11-4 win at Detroit.
- March 21, 1971: John Bucyk sets an NHL single-season record for points by a left wing with his 109th of the year. Ken Hodge sets the league mark for assists by a right wing

with his 59th.

1971-72

Gm	Date	Opponent	Score
1	Oct.	New York	L 1-4
2	13	at New York	W 6-1
3	14	Buffalo	W 6-2
4	17	Toronto	T 2-2
5	20	Detroit	W 4-3
6	22	at California	W 5-1
7	24	at Vancouver	W 4-3
8	27	at Montreal	L 2-5
9	28	California	L 0-2
10	31	Minnesota	W 5-2
11	Nov. 4	St. Louis	W 6-1
12	6	at Detroit	W 2-1
13	7	Montreal	L 2-3
14	10	at Chicago	L 1-3
15	11	California	W 5-2
16	14	Los Angeles	W 11-2
17	18	Vancouver	W 5-0
18	20	Chicago	W 2-1
19	21	St. Louis	W 6-2
20	24	at Philadelphia	W 2-1
21	25	Philadelphia	W 4-2
22	27	at St. Louis	T 6-6
23	Dec. 4	at Toronto	W 5-3
24	5	Pittsburgh	W 5-3
25	8	at Los Angeles	W 5-3
26	11	at Vancouver	W 6-2
27	12	at California	L 2-4
28	16	New York	W 8-1
29	18	at Pittsburgh	W 4-3
30	19	Pittsburgh	T 2-2
31	23	at Buffalo	T 4-4
32	25	Philadelphia	W 5-1
33	26	Toronto	W 3-1
34	29	at Chicago	W 5-1
35	30	at Minnesota	T 2-2
36	Jan. 2	at New York	W 4-1
37	5	at Toronto	W 2-0
38	6	at Buffalo	W 5-2
39	8	at St. Louis	L 3-5
40	12	at Pittsburgh	T 2-2
41	13	Los Angeles	T 1-1
42	15	Chicago	W 4-2
43	16	Detroit	W 9-2
44	18	at St. Louis	W 2-0
45	22	at Montreal	W 8-5
46	23	Buffalo	T 3-3
47	27	Philadelphia	W 4-2
48	29	at Philadelphia	W 4-2
49	30	St. Louis	W 5-2
50	Feb. 2	at New York	W 2-0
51	3	Minnesota	W 6-1
52	5	Detroit	W 3-2
53	6	at Buffalo	L 2-8
54	10	Vancouver	W 9-1
55	12	Buffalo	W 5-1
56	13	Montreal	T 2-2
57	15	California	W 6-3
58	17	at Philadelphia	W 4-1
59	19	at Minnesota	W 6-4
60	20	at Chicago	W 3-1
61	22	at Vancouver	W 4-3
62	23	at California	W 8-6
63	26	at Los Angeles	W 5-4
64	Mar. 2	Vancouver	W 7-3
65	4	at Detroit	W 5-4
66	5	Los Angeles	L 0-2
67	8	at Minnesota	W 5-4
68	11	at Pittsburgh	L 4-6
69	12	Pittsburgh	T 4-4
70	16	at Los Angeles	W 8-3
71	19	Minnesota	W 7-3
72	23	New York	W 4-1
73	25	Chicago	T 5-5
74	26	Montreal	W 5-4
75	28	at Detroit	L 3-6
76	29	at Toronto	L 1-4
77	Apr. 1	at Montreal	L 2-6
78	2	Toronto	W 6-4

Player	GP	G	A	PTS	PIM
Phil Esposito	76	66	67	133	76
Bobby Orr	76	37	80	117	106

John Bucyk	78	32	51	83	4
Fred Stanfield	78	23	56	79	12
John McKenzie	77	22	47	69	126
Derek Sanderson	78	25	33	58	108
Mike Walton	76	28	28	56	45
Ken Hodge	60	16	40	56	81
Wayne Cashman	74	23	29	52	103
Carol Vadnais/California	52	14	20	34	106
/Boston	16	4	6	10	37
/Total	68	18	26	44	143
Ed Westfall	78	18	26	44	19
Dallas Smith	78	8	22	30	132
Ace Bailey	73	9	13	22	64
Reg Leach	56	7	13	20	12
Ted Green	54	1	16	17	21
Rick Smith	61	2	12	14	46
Don Marcotte	47	6	4	10	12
Don Awrey	34	1	8	9	52
Ed Johnston	38	0	4	4	0
Ivan Boldirev	11	0	2	2	6
Gerry Cheevers	41	0	2	2	25
Terry O'Reilly	1	1	0	1	0
Doug Roberts	3	1	0	1	0
Matt Ravlich	25	0	1	1	2
Nick Beverley	1	0	0	0	0
Ron Jones	1	0	0	0	0
Garry Peters	2	0	0	0	2
Bob Stewart	8	0	0	0	15

Goaltender	GP	MINS	W-L-T	GA	GAA
Gerry Cheevers	41	2420	27-5-8	101	2.50
Ed Johnston	38	2260	27-8-3	102	2.71



Gerry Cheevers set a league record with a 32-game unbeaten streak in 1971-72

1971-72 NOTABLES:

Home Record	28-4-7
Road Record	26-9-4
Overall Record	54-13-11

- The Bruins finish with the league's top record with their second straight 50+ win season and set a league record with 26 road wins.
- Bobby Orr wins both the Hart and Norris Trophies.
- Phil Esposito and Orr finish 1-2 in the league's scoring race with teammate John Bucyk ranking ninth overall on that list.
- Orr and Esposito are named First Team All-Stars.
- February 15, 1972: Bobby Orr sets a club record for assists in a period with four in the first vs. California.
- February 20, 1972: Phil Esposito reaches the 50-goal mark for the second straight season, scoring against his brother Tony in a 3-1 win in Chicago.
- March 2, 1972: Bobby Orr has 1-1=2 totals in a 7-3 win over Vancouver to become the first player in NHL history to reach the 100-point mark for three straight seasons.
- March 19, 1972: Phil Esposito sets an NHL record with his 27th power play goal of the season as he scores a hat trick in a 7-3 win vs. Minnesota.
- March 29, 1972: Gerry Cheevers' NHL-record 32-game unbeaten streak is snapped at 24-0-8 with a 4-1 loss at Toronto.

1972-73

Gm	Date	Opponent	Score
1	Oct. 8	Los Angeles	L 2-4
2	11	at Detroit	L 3-4



REGULAR SEASON SCORING & RESULTS

3	Oct.	14	at NY Islanders	W	7-4
4		15	Pittsburgh	W	8-4
5		18	at NY Rangers	L	1-7
6		21	at Pittsburgh	W	4-2
7		22	Vancouver	L	4-5
8		25	at Buffalo	T	2-2
9		26	Chicago	L	3-6
10		28	at Toronto	W	3-2
11		29	NY Islanders	W	9-1
12	Nov.	2	at Los Angeles	L	2-5
13		3	at California	T	6-6
14		5	at Vancouver	W	4-2
15		9	Detroit	W	8-3
16		12	Montreal	L	3-5
17		16	St. Louis	W	4-0
18		18	at NY Islanders	W	7-3
19		19	Toronto	W	6-5
20		23	California	W	4-2
21		24	at Atlanta	W	4-0
22		26	Philadelphia	W	6-4
23		29	at Montreal	T	3-3
24		30	Buffalo	W	5-4
25	Dec.	3	NY Islanders	W	5-1
26		7	St. Louis	W	5-0
27		9	at Philadelphia	W	4-3
28		10	California	W	8-4
29		13	at Buffalo	L	3-7
30		14	NY Rangers	W	4-2
31		17	at Philadelphia	W	5-3
32		19	at Pittsburgh	W	3-2
33		21	Detroit	W	8-1
34		23	Atlanta	W	3-1
35		27	at Atlanta	W	3-1
36		29	at Minnesota	W	2-0
37	Jan.	1	at Vancouver	W	8-2
38		4	at St. Louis	L	2-4
39		7	at Chicago	L	4-5
40		11	Minnesota	T	1-1
41		13	at Toronto	W	4-1
42		14	Buffalo	W	6-0
43		18	NY Islanders	L	7-9
44		20	at Pittsburgh	L	0-3
45		21	California	W	5-2
46		24	at NY Rangers	L	2-4
47		25	Detroit	L	2-4
48		27	Chicago	L	2-4
49		28	Los Angeles	W	6-5
50	Feb.	1	Toronto	W	5-2
51		3	NY Rangers	L	3-7
52		4	Philadelphia	T	2-2
53		7	at Minnesota	W	3-2
54		10	Pittsburgh	W	6-3
55		11	Los Angeles	W	2-0
56		13	Vancouver	W	7-3
57		15	at Philadelphia	W	3-1
58		17	at Minnesota	L	2-5
59		18	at Chicago	W	4-1
60		20	at Vancouver	W	7-6
61		21	at California	W	6-2
62		24	at Los Angeles	W	7-5
63	Mar.	1	St. Louis	L	3-4
64		3	at Montreal	L	1-5
65		4	Chicago	W	4-0
66		7	at St. Louis	L	2-5
67		9	at Atlanta	W	3-2
68		11	Montreal	W	5-3
69		13	at NY Islanders	W	3-0
70		15	at Buffalo	W	4-1
71		16	at Detroit	W	5-4
72		18	Atlanta	W	7-1
73		22	Minnesota	W	5-3
74		24	NY Rangers	W	3-0
75		25	Buffalo	W	6-1
76		28	at NY Rangers	W	6-3
77		31	at Toronto	L	3-7
78	Apr.	1	Montreal	L	3-5

Player	GP	G	A	PTS	PIM
Phil Esposito	78	55	75	130	87
Bobby Orr	63	29	72	101	99
John Bucyk	78	40	53	93	12
Ken Hodge	73	37	44	81	58
Fred Stanfield	78	20	58	78	10
Wayne Cashman	76	29	39	68	100
Don Marcotte	78	24	31	55	49
Gregg Sheppard	64	24	26	50	18
Mike Walton	56	25	22	47	37
Carol Vadnais	78	7	24	31	127

Dallas Smith	78	4	27	31	72
Terry O'Reilly	72	5	22	27	109
Ace Bailey	57	8	13	21	89
Don Awrey	78	2	17	19	90
Derek Sanderson	25	5	10	15	38
Fred O'Donnell	72	10	4	14	55
Doug Roberts	45	4	7	11	7
Nick Beverley	76	1	10	11	26
Gary Doak/Detroit	44	0	5	5	51
/Boston	5	0	0	0	2
/Total	49	0	5	5	53
Richie Leduc	5	1	1	2	2
Jacques Plante	8	0	2	2	2
Matt Ravlich	5	0	1	1	0
Ross Brooks	16	0	1	1	0
Ed Johnston	45	0	1	1	2
Chris Oddleifson	6	0	0	0	0
Ron Jones	7	0	0	0	2
John Adams	14	0	0	0	0

Goaltender	GP	MINS	W-L-T	GA	GAA
Jacques Plante	8	480	7-1-0	16	2.00
Ross Brooks	16	910	11-1-3	40	2.64
John Adams	14	780	9-3-1	39	3.00
Ed Johnston	45	2510	24-17-1	137	3.27

1972-73 NOTABLES:

Home Record	27-10-2
Road Record	24-12-3
Overall Record	51-22-5

- The Bruins post their third consecutive season of 50+ wins.
- Phil Esposito wins the league's scoring title with Bobby Orr (third) and John Bucyk (eighth) also among the NHL leaders.
- Bobby Orr wins the Norris Trophy.
- Esposito and Orr are named to the First All-Star Team.
- November 9, 1972: John Bucyk becomes the seventh player in NHL history to record 1,000 NHL points as he scores a goal in a 8-3 win over Detroit.
- January 1, 1973: Bobby Orr sets a league record for assists by a defenseman in one game with six in an 8-2 win in Vancouver.
- January 14, 1973: Phil Esposito ties a club record with four goals in a 6-0 win over Buffalo.
- January 18, 1973: The club record for goals in a game is tied for the second straight game as John Bucyk scores four goals in a 9-7 loss to the NY Islanders.
- March 25, 1973: Phil Esposito hits the 50-goal mark for the third time in his career in a 6-1 win over Buffalo.



John Bucyk became the first Bruin to record 1,000 career NHL points on November 9, 1972.

1973-74

Gm	Date	Opponent	Score
1	Oct.	Vancouver	W 6-4
2	13	at Detroit	W 9-4
3	14	NY Islanders	W 3-2
4	17	at Atlanta	L 3-4
5	21	Pittsburgh	W 8-2
6	23	at St. Louis	L 2-3
7	25	Buffalo	W 9-4
8	27	at Toronto	W 3-2
9	28	Minnesota	T 3-3
10	31	at Minnesota	W 5-0
11	Nov. 3	at NY Islanders	L 4-6
12	4	California	W 4-1
13	7	at NY Rangers	L 3-7

14	Nov.	8	Montreal	W	2-1
15		11	Vancouver	W	4-2
16		14	at Montreal	W	4-3
17		15	NY Rangers	W	10-2
18		17	Detroit	W	8-0
19		18	Atlanta	W	5-2
20		22	Philadelphia	W	4-2
21		25	Los Angeles	W	3-1
22		28	at Chicago	T	3-3
23	Dec.	2	NY Islanders	W	5-3
24		8	Buffalo	W	5-2
25		9	at Philadelphia	T	3-3
26		13	Minnesota	W	4-2
27		15	Vancouver	W	7-2
28		16	California	W	5-3
29		20	Pittsburgh	W	6-5
30		22	at Detroit	L	2-4
31		23	Toronto	W	4-3
32		29	at Los Angeles	L	1-4
33		30	at California	W	8-1
34	Jan.	1	at Vancouver	T	2-2
35		4	at NY Rangers	W	4-2
36		5	at NY Islanders	W	6-2
37		10	Chicago	T	2-2
38		12	Montreal	L	3-7
39		13	at Pittsburgh	W	5-3
40		16	at Chicago	T	5-5
41		19	at Montreal	W	8-0
42		20	Los Angeles	W	5-2
43		22	at St. Louis	W	1-0
44		24	Chicago	L	1-2
45		26	at NY Islanders	W	4-0
46		27	Philadelphia	W	5-3
47		31	Atlanta	W	4-2
48	Feb.	2	at Toronto	L	2-6
49		3	Pittsburgh	W	5-4
50		7	St. Louis	W	5-3
51		9	Philadelphia	W	5-3
52		10	Minnesota	W	4-0
53		13	at California	W	9-6
54		15	at Vancouver	W	4-2
55		16	at Los Angeles	W	5-2
56		20	at Minnesota	T	5-5
57		23	at Pittsburgh	W	6-2
58		24	at Buffalo	L	2-3
59		28	Detroit	W	8-1
60	Mar.	2	at Detroit	T	4-4
61		3	Toronto	L	4-6
62		5	at Atlanta	L	1-4
63		6	at St. Louis	W	8-0
64		9	at Los Angeles	T	4-4
65		10	at California	L	2-6
66		12	Buffalo	W	4-0
67		14	at Buffalo	W	4-3
68		16	at Toronto	W	5-2
69		17	NY Rangers	W	5-2
70		21	St. Louis	W	7-0
71		23	Atlanta	L	3-4
72		24	Montreal	W	6-3
73		27	at NY Rangers	W	3-2
74		30	at Philadelphia	L	3-5
75		31	Detroit	W	6-1
76	Apr.	3	at Chicago	L	2-6
77		6	at Montreal	L	2-6
78		7	Toronto	W	6-4

Player	GP	G	A	PTS	PIM
Phil Esposito	78	68	77	145	58
Bobby Orr	74	32	90	122	82
Ken Hodge	76	50	55	105	43
Wayne Cashman	78	30	59	89	111
John Bucyk	76	31	44	75	8
Bobby Schmautz/Vancouver	49	26	19	45	58
/Boston	27	7	13	20	31
/Total	76	33	32	65	89
Carol Vadnais	78	16	43	59	123
Don Marcotte	78	24	26	50	18
Gregg Sheppard	75	16	31	47	21
Terry O'Reilly	76	11	24	35	94
Andre Savard	72	16	14	30	39
Dallas Smith	77	6	21	27	64
Dave Forbes	63	10	16	26	41
Chris Oddleifson	49	10	11	21	25
Derek Sanderson	29	8	12	20	48
Fred O'Donnell	43	5	7	12	43
Al Sims	77	3	9	12	22
Darryl Edestrand/Pittsburgh	3	0	0	0	0
/Boston	52	3	8	11	20



REGULAR SEASON SCORING & RESULTS

Darryl Edestrand/Total	55	3	8	11	20
Richie Leduc	28	3	3	6	12
Gary Doak	69	0	4	4	44
Ken Broderick	5	0	1	1	0
Doug Roberts	7	0	1	1	2
Gilles Gilbert	54	0	1	1	9
Nick Beverley	1	0	0	0	0
Bob Gryp	1	0	0	0	0
Doug Gibson	2	0	0	0	0
Dave Hynes	3	0	0	0	0
Al Simmons	3	0	0	0	0
Ross Brooks	21	0	0	0	2

Goaltender	GP	MINS	W-L-T	GA	GAA
Ross Brooks	21	1170	16-3-0	46	2.36
Gilles Gilbert	54	3210	34-12-8	158	2.95
Ken Broderick	5	300	2-2-1	16	3.20



Ross Brooks tied an NHL record with a 14-game win streak in 1973-74.

1973-74 NOTABLES:

Home Record	33-4-2
Road Record	19-13-7
Overall Record	52-17-9

- The Bruins become the first team in league history to record 50-or-more wins in four straight seasons and they tie their own league record for home wins in a season.
- Phil Esposito wins his second Hart Trophy as league MVP.
- Bobby Orr wins the Norris Trophy for the seventh straight year and John Bucyk wins his second Lady Byng Trophy.
- Bobby Orr, Phil Esposito and Ken Hodge earn First Team All-Star honors while Wayne Cashman is named to the Second Team.
- The Bruins again post the league's top four scorers as Phil Esposito takes the Art Ross trophy followed by Bobby Orr, Ken Hodge and Wayne Cashman.
- November 15, 1973: Bobby Orr sets an NHL record for points in a game by a defenseman with a 3-4=7 night in a 10-2 win over NY Rangers. All of his goals come on the power play.
- November 17, 1973: Phil Esposito sets a modern NHL record for the fastest 20 goals when he scores his 20th of the season in just the 18th game.
- December 13, 1973: Phil Esposito sets a modern NHL record for the fastest 30 goals when he scores his 30th of the season in just the 26th game.
- December 30, 1973: Chris Oddleifson ties a club record and is the only rookie in team history to score four goals in a game in an 8-1 win in California.
- February 15, 1974: Phil Esposito has an assist in a 4-2 win in Vancouver to become the second Bruin to record 1,000 NHL points.
- February 20, 1974: Phil Esposito scores 50 goals in a season for the fourth time in a 5-5 tie at Minnesota.
- February 28, 1974: Ross Brooks ties Tiny Thompson's 1929-30 NHL record with his 14th straight win, an 8-1 victory over Detroit.
- April 6, 1974: Ken Hodge scores his 50th goal of the season in a 6-2 loss in Montreal.

1974-75

Gm	Date	Opponent	Score
1	Oct. 10	at Buffalo	L 5-9
2	13	Toronto	T 2-2
3	16	at Chicago	L 0-4
4	17	at Philadelphia	W 4-1

5	Oct.	20	California	W	5-0
6		23	at Pittsburgh	T	5-5
7		24	St. Louis	T	4-4
8		27	Kansas City	W	8-2
9		30	at Minnesota	T	3-3
10	Nov.	2	at NY Islanders	L	2-3
11		3	Minnesota	W	10-1
12		5	Buffalo	T	2-2
13		7	Washington	W	10-4
14		10	Atlanta	W	4-3
15		12	at St. Louis	L	3-4
16		14	Montreal	L	1-4
17		16	Buffalo	W	7-5
18		17	at Detroit	W	5-2
19		21	California	W	4-2
20		23	at NY Rangers	W	5-2
21		24	Vancouver	W	7-4
22		27	at California	W	3-1
23		30	at Los Angeles	L	0-2
24	Dec.	4	at Montreal	T	4-4
25		5	Detroit	L	4-6
26		8	Pittsburgh	W	3-2
27		10	at Kansas City	W	6-2
28		12	Los Angeles	W	8-1
29		14	Washington	W	12-1
30		15	NY Islanders	W	5-2
31		17	Atlanta	W	5-3
32		19	NY Rangers	W	11-3
33		21	at Toronto	L	4-8
34		22	Detroit	W	5-4
35		27	at California	L	2-5
36		28	at Vancouver	L	4-6
37	Jan.	2	at Los Angeles	W	5-2
38		4	at Minnesota	W	8-0
39		7	at Washington	T	3-3
40		9	Vancouver	W	5-1
41		11	Chicago	W	5-1
42		15	at Montreal	L	3-5
43		16	Los Angeles	L	1-4
44		18	at Pittsburgh	T	4-4
45		19	Toronto	W	6-3
46		23	Kansas City	L	2-3
47		26	Philadelphia	T	2-2
48		27	at Kansas City	T	3-3
49		30	California	W	6-0
50	Feb.	1	at Toronto	L	2-3
51		2	Philadelphia	W	5-1
52		5	at Atlanta	T	3-3
53		6	Minnesota	W	3-2
54		8	at Detroit	W	8-5
55		9	NY Islanders	W	5-1
56		12	at Chicago	L	3-8
57		13	at Buffalo	L	1-3
58		16	at Philadelphia	L	3-4
59		18	at Vancouver	W	3-1
60		21	at California	L	4-6
61		22	at Los Angeles	L	0-6
62		25	Pittsburgh	W	6-4
63		27	Detroit	W	9-4
64	Mar.	2	Chicago	W	6-2
65		4	at Washington	W	8-0
66		7	at Atlanta	W	4-2
67		9	Atlanta	W	5-2
68		11	NY Rangers	W	6-3
69		12	at Pittsburgh	L	3-5
70		15	at NY Islanders	L	1-3
71		16	St. Louis	W	7-2
72		19	at Montreal	L	1-2
73		22	Washington	W	8-2
74		23	at NY Rangers	L	5-7
75		26	at St. Louis	L	1-3
76		29	at Toronto	T	1-1
77		30	Montreal	T	2-2
78	Apr.	1	Buffalo	L	1-3
79		3	at Buffalo	L	2-4
80		6	Toronto	T	4-4

Player	GP	G	A	PTS	PIM
Bobby Orr	80	46	89	135	101
Phil Esposito	79	61	66	127	62
John Bucyk	78	29	52	81	10
Gregg Sheppard	76	30	48	78	19
Carol Vadnais	79	18	56	74	129
Ken Hodge	72	23	43	66	90
Don Marcotte	80	31	33	64	76
Bobby Schmautz	56	21	30	51	63
Andre Savard	77	19	25	44	45
Terry O'Reilly	68	15	20	35	148

Hank Nowak/Detroit	56	8	14	22	69
/Boston	21	4	7	11	26
/Total	77	12	21	33	95
Wayne Cashman	42	11	22	33	24
Dave Forbes	69	18	12	30	80
Dallas Smith	79	3	20	23	84
Earl Anderson/Detroit	45	7	3	10	12
/Boston	19	2	4	6	4
/Total	64	9	7	16	16
Al Sims	65	4	8	12	73
Darryl Edestrand	68	1	9	10	56
Walt McKechnie	53	3	3	6	8
Dave Hynes	19	4	0	4	2
Rod Graham	14	2	1	3	7
Steve Langdon	1	0	1	1	0
Gilles Gilbert	53	0	1	1	10
Gordie Clark	1	0	0	0	0
Jack Rathwell	1	0	0	0	0
Craig Sarner	7	0	0	0	0
Ken Broderick	15	0	0	0	2

Goaltender	GP	MINS	W-L-T	GA	GAA
Ken Broderick	15	804	7-6-0	32	2.39
Ross Brooks	17	967	10-3-3	48	2.98
Gilles Gilbert	53	3029	23-17-11	158	3.13



Bobby Orr won his eighth and final Norris Trophy in 1974-75 after setting a league record for goals by a defenseman with 46.

1974-75 NOTABLES:

Home Record	29-5-6
Road Record	11-21-8
Overall Record	40-26-14

- Bobby Orr takes the Art Ross scoring title, wins his eighth straight Norris Trophy and eighth First Team All-Star berth.
- Phil Esposito finishes second in the league's scoring race and is named to the Second All-Star Team.
- November 3, 1974: The Bruins have ten different goal scorers in a 10-1 victory over Minnesota.
- December 19, 1974: Phil Esposito ties a club record for points in a game with a 3-4=7 effort in an 11-3 victory over NY Rangers.
- December 22, 1974: Phil Esposito scores his 500th NHL goal vs. Detroit. He is the first Bruin to reach that milestone and just the sixth NHL player overall.
- February 8, 1975: Phil Esposito scores his 50th goal in an 8-5 win in Detroit and adds an assist for his 100th point of the year. He joins Bobby Hull as the only NHL players with five 50-goal seasons.
- March 4, 1975: A hip injury forces John Bucyk out of the lineup in Washington and snaps his club-record streak of consecutive games played at 418 dating back to January 23, 1969.
- March 9, 1975: Bobby Orr sets an NHL record for goals in a season by a defenseman with his 38th of the year in a 5-2 win over Atlanta. He would finish the season with 46.

1975-76

Gm	Date	Opponent	Score
1	Oct. 9	Montreal	L 4-9
2	12	NY Islanders	T 3-3
3	16	at Detroit	T 2-2
4	18	at NY Islanders	W 5-2
5	19	Toronto	W 3-0
6	23	Kansas City	L 2-3
7	25	at Montreal	L 2-6



REGULAR SEASON SCORING & RESULTS

8	Oct.	26	Detroit	W	7-3
9		30	St. Louis	W	3-2
10	Nov.	1	at Philadelphia	L	1-8
11		2	California	W	5-0
12		5	at Buffalo	L	0-4
13		8	at Vancouver	L	2-4
14		9	at California	W	6-3
15		13	Minnesota	W	6-0
16		15	at Atlanta	W	5-3
17		16	Kansas City	W	4-2
18		19	at Detroit	T	3-3
19		20	NY Islanders	T	2-2
20		23	Toronto	T	3-3
21		25	Los Angeles	W	4-2
22		26	at NY Rangers	W	6-4
23		29	at Chicago	T	4-4
24		30	Pittsburgh	W	4-2
25	Dec.	4	Washington	W	3-2
26		6	at Toronto	W	4-2
27		7	Montreal	T	2-2
28		11	NY Rangers	L	1-5
29		13	at Pittsburgh	T	4-4
30		14	Vancouver	W	3-2
31		17	at Washington	W	3-2
32		20	Buffalo	W	5-3
33		21	Atlanta	L	1-2
34		23	Los Angeles	L	3-4
35		26	at Buffalo	W	6-3
36		28	at Philadelphia	W	4-2
37		31	at Minnesota	W	6-1
38	Jan.	2	at Vancouver	T	4-4
39		3	at Los Angeles	W	3-0
40		10	California	W	3-2
41		11	at Washington	W	7-4
42		13	Pittsburgh	W	6-2
43		15	Los Angeles	W	4-0
44		17	at St. Louis	L	5-7
45		22	Buffalo	W	5-3
46		24	at Detroit	W	6-1
47		25	Philadelphia	W	5-3
48		29	Chicago	W	5-3
49		30	at Atlanta	W	4-2
50	Feb.	1	Atlanta	W	5-3
51		5	Pittsburgh	W	5-1
52		7	at Toronto	L	4-11
53		8	Detroit	W	7-0
54		11	at Minnesota	W	5-2
55		13	at California	W	6-5
56		15	at Chicago	W	4-1
57		18	at Kansas City	T	3-3
58		21	at NY Islanders	W	2-1
59		22	at NY Rangers	W	5-2
60		26	St. Louis	W	4-2
61		27	at Washington	T	3-3
62		29	Vancouver	W	5-3
63	Mar.	3	at Los Angeles	W	5-3
64		5	at California	L	3-4
65		7	Washington	W	4-3
66		9	at Atlanta	L	0-9
67		11	Toronto	W	6-2
68		13	at Montreal	L	2-4
69		14	California	W	4-2
70		16	at St. Louis	T	3-3
71		18	at Kansas City	W	5-2
72		20	NY Rangers	W	8-1
73		24	at Pittsburgh	T	5-5
74		25	Chicago	W	4-2
75		27	Philadelphia	T	4-4
76		28	Montreal	T	2-2
77		30	Buffalo	T	4-4
78	Apr.	1	at Buffalo	L	2-7
79		3	at Toronto	W	4-2
80		4	Minnesota	T	2-2

Player	GP	G	A	PTS	PIM
Jean Ratelle/NY Rangers	13	5	10	15	2
/Boston	67	31	59	90	16
/Total	80	36	69	105	18
John Bucyk	77	36	47	83	20
Gregg Sheppard	70	31	43	74	28
Wayne Cashman	80	28	43	71	87
Bobby Schmautz	75	28	34	62	116
Ken Hodge	72	25	36	61	42
Brad Park/NY Rangers	13	2	4	6	23
/Boston	43	16	37	53	95
/Total	56	18	41	59	118
Terry O'Reilly	80	23	27	50	150
Andre Savard	79	17	23	40	60
Don Marcotte	58	16	20	36	24

Dallas Smith	77	7	25	32	103
Dave Forbes	79	16	13	29	52
Doug Gibson	50	7	18	25	0
Darryl Edestrand	77	4	17	21	103
Bobby Orr	10	5	13	18	22
Phil Esposito	12	6	10	16	8
Hank Nowak	66	7	3	10	41
Joe Zanus	60	1	7	8	30
Al Sims	48	4	3	7	43
Carol Vadnais	12	2	5	7	17
Gary Doak	58	1	6	7	60
Doug Halward	22	1	5	6	6
Barry Smith	19	1	0	1	2
Kent Ruhnke	2	0	1	1	0
Earl Anderson	5	0	1	1	2
Gordie Clark	7	0	1	1	0
Al Simmons	7	0	1	1	21
Rick Adduono	1	0	0	0	0
Stan Jonathan	1	0	0	0	0
Paul O'Neil	1	0	0	0	0
Ray Maluta	2	0	0	0	2
Mike Milbury	3	0	0	0	9
Steve Langdon	4	0	0	0	2
Dave Reece	14	0	0	0	0
Gerry Cheevers	15	0	0	0	2
Gilles Gilbert	55	0	0	0	18

Goaltender	GP	MINS	W-L-T	GA	GAA
Gerry Cheevers	15	900	8-2-5	41	2.73
Gilles Gilbert	55	3123	33-8-10	151	2.90
Dave Reece	14	777	7-5-2	43	3.32



Gilles Gilbert set an NHL record with a 17-game win streak in 1975-76.

1975-76 NOTABLES:

Home Record	27-5-8
Road Record	21-10-9
Overall Record	48-15-17

- The Bruins win the Adams Division title with a 48-15-17 record.
- Brad Park is named a First Team NHL All-Star after coming to the team in November, 1975 in one of the biggest trades in NHL history.
- Jean Ratelle, who came to the Bruins with Park in the Esposito trade, wins the Lady Byng Trophy.
- Don Cherry wins the Jack Adams Trophy.
- October 30, 1975: John Bucyk scores his 500th NHL goal in a 3-2 win over St. Louis. He is the second Bruin and seventh player overall to reach that milestone.
- November 5, 1975: Phil Esposito plays his final game as a Bruin in a 4-0 loss in Buffalo.
- November 26, 1975: Bobby Orr plays his final game in a Bruins uniform in a 6-4 win at NY Rangers.
- February 7, 1976: Toronto's Darryl Sittler sets an NHL record with six goals and four assists for ten points in an 11-4 Maple Leafs victory.
- February 29, 1976: Gilles Gilbert sets an NHL record with his 17th consecutive victory, a 5-3 win over Vancouver. The streak would be snapped with a 4-3 loss in California on March 5.
- March 30, 1976: Jean Ratelle scores a goal for his 100th point of the season in a 4-4 tie with Buffalo.

1976-77

Gm	Date	Opponent	Score
1	Oct. 7	Minnesota	W 6-2
2	9	at Toronto	L 5-7
3	10	Cleveland	W 4-3
4	13	at NY Rangers	W 5-1

5	Oct.	15	Toronto	W	5-3
6		17	Montreal	W	5-3
7		19	at St. Louis	L	5-6
8		20	at Colorado	W	2-1
9		23	at Los Angeles	W	4-2
10		27	at NY Rangers	W	4-3
11		30	at Montreal	W	4-3
12		31	at Buffalo	L	1-4
13	Nov.	4	Chicago	W	7-5
14		7	Vancouver	W	3-1
15		10	at Detroit	W	6-4
16		11	NY Islanders	T	2-2
17		14	Colorado	W	5-3
18		18	Washington	W	3-2
19		19	at Washington	W	4-1
20		21	Detroit	W	4-2
21		24	at Pittsburgh	W	4-0
22		25	Vancouver	W	4-2
23		27	at Toronto	L	2-4
24		30	Buffalo	L	2-6
25	Dec.	1	at Chicago	W	5-3
26		3	at Atlanta	L	1-3
27		5	Washington	T	5-5
28		9	Philadelphia	L	1-3
29		11	at Philadelphia	L	3-4
30		12	Detroit	L	3-5
31		16	St. Louis	W	5-2
32		18	at Cleveland	L	4-6
33		19	Pittsburgh	W	6-3
34		21	at NY Islanders	L	0-3
35		23	NY Rangers	T	3-3
36		26	Cleveland	W	6-3
37		29	at Vancouver	W	8-1
38	Jan.	1	at Los Angeles	L	2-5
39		5	at Cleveland	W	3-2
40		8	at Minnesota	L	1-3
41		9	at Chicago	W	4-2
42		11	at Washington	W	3-2
43		13	Los Angeles	W	4-3
44		15	Minnesota	T	3-3
45		17	Montreal	W	7-3
46		20	NY Islanders	L	3-4
47		21	at Cleveland	W	5-2
48		23	Atlanta	W	3-0
49		27	Colorado	L	4-6
50		29	Toronto	T	3-3
51		30	at Pittsburgh	L	2-5
52	Feb.	1	at St. Louis	T	3-3
53		3	St. Louis	W	5-4
54		4	at Atlanta	L	3-6
55		6	Washington	W	5-2
56		10	at Buffalo	L	3-4
57		12	at Montreal	L	3-8
58		13	Cleveland	W	4-2
59		16	at Vancouver	W	7-3
60		19	at Los Angeles	L	0-2
61		23	at Minnesota	L	1-2
62		25	at Colorado	W	5-2
63		27	at Pittsburgh	T	2-2
64	Mar.	1	Detroit	W	8-3
65		3	at NY Rangers	W	4-1
66		5	Buffalo	W	3-1
67		6	Chicago	W	6-2
68		8	Atlanta	W	3-2
69		10	NY Rangers	W	10-3
70		12	at Philadelphia	W	3-1
71		13	Los Angeles	T	2-2
72		17	Buffalo	W	4-2
73		21	Montreal	L	1-5
74		23	at Detroit	W	6-0
75		24	Philadelphia	L	2-6
76		26	at Toronto	W	7-5
77		27	Pittsburgh	W	3-0
78		30	at Buffalo	W	4-3
79	Apr.	2	at NY Islanders	W	5-3
80		3	Toronto	W	7-4

Player	GP	G	A	PTS	PIM
Jean Ratelle	78	33	61	94	22
Peter McNab	80	38	48	86	11
Gregg Sheppard	77	31	36	67	20
Brad Park	77	12	55	67	67
Terry O'Reilly	79	14	41	55	147
Bobby Schmautz	57	23	29	52	62
Wayne Cashman	65	15	37	52	76
Don Marcotte	80	27	18	45	20
John Bucyk	49	20	23	43	12
Rick Middleton	72	20	22	42	2
Stan Jonathan	69	17	13	30	69



REGULAR SEASON SCORING & RESULTS


Matti Hagman	75	11	17	28	0
Mike Milbury	77	6	18	24	166
Rick Smith	46	6	16	22	30
Dallas Smith	58	2	20	22	40
Earl Anderson	40	10	11	21	4
Dave Forbes	73	9	11	20	47
Gary Doak	76	3	13	16	107
Hank Nowak	24	7	5	12	14
John Wensink	23	4	6	10	32
Ray Maluta	23	2	3	5	4
Doug Halward	18	2	2	4	6
Gerry Cheevers	45	0	4	4	46
Darryl Edestrand	17	0	3	3	16
Joe Zanussi	8	0	1	1	8
Gilles Gilbert	34	0	1	1	15
Clayton Pachal	1	0	0	0	12
Jim Pettie	1	0	0	0	0
Al Sims	1	0	0	0	0

Goaltender	GP	MINS	W-L-T	GA	GAA
Gilles Gilbert	34	2040	18-13-3	97	2.85
Jim Pettie	1	60	1-0-0	3	3.00
Gerry Cheevers	45	2700	30-10-5	137	3.04

1976-77 NOTABLES:

Home Record	27-7-6
Road Record	22-16-2
Overall Record	49-23-8

- The Bruins take their second straight Adams Division crown.
- November 30, 1976: A 6-2 loss to Buffalo snaps a 31-game home unbeaten streak at 26-0-5 spanning two seasons. It is Boston's first home loss since a 4-3 setback to Los Angeles on December 23, 1975 and is their first in the calendar year of 1976.
- February 19, 1976: The Bruins and Kings play a penalty-free game as Los Angeles takes a 2-0 win. It is the first penalty-free game involving the Bruins since January 30, 1966.
- March 1, 1977: Mike Milbury ties a team rookie record with four assists in an 8-3 win vs. Detroit.
- March 24, 1977: Mike Milbury sets a club single-season penalty minute record as a fighting major and game misconduct give him 162 on the season.
- April 3, 1977: Jean Ratelle has two assists in a 8-4 win over Toronto to become the third Bruin to record 1,000 NHL points.



Jean Ratelle became the third Bruin to record 1,000 NHL points with a two-assist effort on April 3, 1977.

1977-78

Gm	Date	Opponent	Score
1	Oct. 13	Atlanta	T 2-2
2	15	at NY Islanders	L 1-3
3	16	Montreal	L 0-2
4	19	at St. Louis	W 7-3
5	22	at Los Angeles	W 4-3
6	23	at Vancouver	T 3-3
7	25	at Colorado	T 4-4
8	26	at Minnesota	L 0-3
9	29	at Pittsburgh	W 5-3
10	Nov. 3	Buffalo	L 1-4
11	5	at Montreal	L 2-5
12	6	NY Islanders	W 5-3
13	10	Los Angeles	W 5-2
14	12	at Atlanta	W 6-3
15	13	Cleveland	W 3-1
16	17	Vancouver	T 4-4

17	Nov. 19	at Toronto	W 3-1
18	20	Chicago	W 1-0
19	23	at Buffalo	W 2-0
20	24	Washington	W 6-0
21	26	NY Rangers	W 3-2
22	27	St. Louis	W 4-1
23	Dec. 1	Minnesota	W 4-2
24	3	at Cleveland	T 4-4
25	4	Toronto	W 3-1
26	8	Detroit	W 6-4
27	10	Pittsburgh	W 6-2
28	11	at NY Rangers	W 8-2
29	15	at Philadelphia	L 4-6
30	17	at NY Islanders	L 1-4
31	18	Cleveland	W 2-1
32	21	Colorado	W 6-3
33	23	Philadelphia	W 6-1
34	27	at Washington	W 6-3
35	28	at Cleveland	T 5-5
36	31	at Detroit	W 7-0
37	Jan. 4	at Chicago	W 3-0
38	7	at Minnesota	W 3-1
39	8	at Buffalo	L 3-5
40	10	NY Rangers	L 2-3
41	12	Los Angeles	W 6-1
42	14	at Montreal	L 3-5
43	19	Washington	W 4-1
44	21	Detroit	W 7-1
45	22	Cleveland	L 2-3
46	26	Colorado	W 4-3
47	27	at Washington	W 5-2
48	29	Pittsburgh	W 8-2
49	Feb. 1	at St. Louis	W 5-3
50	2	at Buffalo	L 1-3
51	4	at Pittsburgh	W 8-1
52	5	Toronto	T 3-3
53	9	at Detroit	W 5-3
54	15	at Toronto	W 4-2
55	18	at Chicago	L 2-4
56	21	at Colorado	W 3-2
57	22	at Vancouver	W 6-4
58	25	at Los Angeles	W 4-2
59	28	Philadelphia	T 4-4
60	Mar. 2	Atlanta	W 4-3
61	4	Buffalo	W 7-3
62	5	Vancouver	W 6-3
63	7	St. Louis	W 7-2
64	9	at Detroit	T 2-2
65	11	at Philadelphia	L 2-6
66	12	Los Angeles	W 9-3
67	16	Minnesota	W 7-2
68	18	at NY Rangers	W 6-3
69	19	Toronto	W 6-4
70	21	at Cleveland	W 5-3
71	23	Chicago	W 7-0
72	25	at Atlanta	L 3-6
73	26	Montreal	T 2-2
74	28	at Washington	T 4-4
75	30	Pittsburgh	W 6-3
76	Apr. 1	at Montreal	L 1-7
77	2	NY Rangers	W 8-3
78	6	Buffalo	L 2-5
79	8	at Toronto	W 3-1
80	9	NY Islanders	L 2-5

Player	GP	G	A	PTS	PIM
Terry O'Reilly	77	29	61	90	211
Jean Ratelle	80	25	59	84	10
Peter McNab	79	41	39	80	4
Brad Park	80	22	57	79	79
Wayne Cashman	76	24	38	62	69
Rick Middleton	79	25	35	60	8
Gregg Sheppard	54	23	36	59	24
Bobby Schmautz	54	27	27	54	87
Don Marcotte	77	20	34	54	16
Stan Jonathan	68	27	25	52	116
Bob Miller	76	20	20	40	41
Mike Milbury	80	8	30	38	151
John Wensink	80	16	20	36	181
Rick Smith	79	7	29	36	69
John Bucyk	53	5	13	18	18
Gary Doak	61	4	13	17	50
Dennis O'Brien/Minnesota	13	0	2	2	32
/Colorado	16	0	2	2	12
/Cleveland	23	0	3	3	31
/Boston	16	2	3	5	29
/Total	68	2	10	12	104
Matti Hagman	15	4	1	5	2
Mike Forbes	32	0	4	4	15

Dwight Foster	14	2	1	3	6
Doug Halward	25	0	2	2	2
Gerry Cheevers	21	0	1	1	14
Gilles Gilbert	25	0	1	1	8
Ron Grahame	40	0	1	1	0
Darryl Edestrand	1	0	0	0	0
Jim Pettie	1	0	0	0	6
Steve Langdon	2	0	0	0	0
Clayton Pachal	10	0	0	0	14

Goaltender	GP	MINS	W-L-T	GA	GAA
Gilles Gilbert	25	1326	15-6-2	56	2.53
Gerry Cheevers	21	1086	10-5-2	48	2.65
Ron Grahame	40	2328	26-6-7	107	2.76
Jim Pettie	1	60	0-1-0	6	6.00

1977-78 NOTABLES:

Home Record	29-6-5
Road Record	22-12-6
Overall Record	51-18-11

- The Bruins set a league record with 11 players scoring 20-or-more goals.
- Brad Park is named a First Team NHL All-Star.
- Terry O'Reilly finishes seventh overall in the league's scoring race.
- December 15, 1977: A 6-4 loss in Philadelphia snaps Boston's 17-game unbeaten streak at 15-0-2.
- April 2, 1978: Wayne Cashman ties a club record with four goals in an 8-3 win over NY Rangers.



Terry O'Reilly led the team in points and penalty minutes in 1977-78, becoming only the second player in team history to do so.

1978-79

Gm	Date	Opponent	Score
1	Oct. 12	Pittsburgh	W 8-2
2	14	at Pittsburgh	T 4-4
3	15	Toronto	W 4-2
4	18	at Los Angeles	W 3-2
5	20	at Vancouver	W 5-1
6	22	at Chicago	L 5-6
7	24	at St. Louis	W 7-2
8	25	at Minnesota	T 2-2
9	28	at Toronto	W 5-3
10	Nov. 2	NY Islanders	W 4-1
11	4	Philadelphia	L 3-7
12	5	Montreal	T 1-1
13	9	Washington	W 6-2
14	11	at Detroit	L 1-7
15	12	at Buffalo	T 4-4
16	16	Toronto	L 4-6
17	17	at Atlanta	W 6-2
18	19	St. Louis	W 5-2
19	23	Buffalo	W 5-2
20	25	at Washington	T 5-5
21	26	Atlanta	W 4-2
22	30	at Buffalo	W 4-3
23	Dec. 2	Philadelphia	W 5-3
24	3	at NY Rangers	W 3-2
25	5	at Toronto	W 5-1
26	7	Detroit	W 6-5
27	9	at Philadelphia	L 2-9
28	10	Minnesota	T 4-4
29	12	Vancouver	W 7-3
30	14	Washington	W 5-2
31	16	NY Rangers	W 4-1
32	17	at NY Rangers	W 4-1
33	21	Colorado	W 4-2



REGULAR SEASON SCORING & RESULTS

34	Dec.	23	Buffalo	W	6-4
35		27	at Toronto	T	1-1
36		30	at Montreal	L	1-6
37		31	at Buffalo	W	7-3
38	Jan.	3	at Chicago	W	6-3
39		5	at Colorado	W	5-3
40		6	at Minnesota	W	5-2
41		11	Minnesota	W	6-4
42		13	at Pittsburgh	L	3-5
43		14	Los Angeles	L	3-6
44		16	at St. Louis	L	2-5
45		18	St. Louis	W	4-0
46		20	Buffalo	L	1-2
47		22	Atlanta	W	3-1
48		25	NY Islanders	L	2-4
49		27	at Montreal	L	1-3
50		28	Los Angeles	L	3-5
51		31	at Chicago	T	2-2
52	Feb.	1	Chicago	W	6-1
53		3	at NY Islanders	T	4-4
54		4	Vancouver	W	6-1
55		14	at NY Rangers	L	1-5
56		15	at Philadelphia	L	3-5
57		17	at Minnesota	T	3-3
58		20	at Colorado	W	5-3
59		21	at Los Angeles	L	1-3
60		24	at Vancouver	W	4-3
61		27	Colorado	L	2-4
62	Mar.	1	Philadelphia	T	4-4
63		3	Minnesota	W	5-0
64		4	at Detroit	W	6-4
65		8	at Atlanta	L	5-7
66		10	at Minnesota	W	4-3
67		11	NY Islanders	T	4-4
68		13	at NY Islanders	L	2-7
69		15	NY Rangers	L	4-7
70		17	Chicago	W	4-2
71		19	Toronto	W	4-3
72		22	Pittsburgh	L	1-3
73		24	Detroit	W	5-2
74		28	at Buffalo	L	2-9
75		29	Minnesota	W	7-4
76		31	at Washington	W	4-1
77	Apr.	1	Montreal	T	3-3
78		4	at Toronto	T	3-3
79		5	Buffalo	L	3-9
80		8	Toronto	W	6-3

Player	GP	G	A	PTS	PIM
Rick Middleton	71	38	48	86	7
Peter McNab	76	35	45	80	10
Terry O'Reilly	80	26	51	77	205
Jean Ratelle	80	27	45	72	12
Wayne Cashman	75	27	40	67	63
Bob Miller	77	15	33	48	30
Don Marcotte	79	20	27	47	10
John Wensink	76	28	18	46	106
Bobby Schmautz	65	20	22	42	77
Brad Park	40	7	32	39	10
Mike Milbury	74	1	34	35	149
Dick Redmond	64	7	26	33	21
Al Sims	67	9	20	29	28
Rick Smith	65	7	18	25	46
Mike Walton/St. Louis	22	7	11	18	6
/Boston	14	4	2	6	0
/Total	36	11	13	24	6
Dwight Foster	44	11	13	24	14
Al Secord	71	16	7	23	125
Gary Doak	63	6	11	17	28
Stan Jonathan	33	6	9	15	96
Dennis O'Brien	64	2	8	10	107
Bill Bennett	7	1	4	5	2
Tom Songin	17	3	1	4	0
Gerry Cheevers	43	0	2	2	23
Graeme Nicolson	1	0	0	0	0
Ab DeMarco	3	0	0	0	0
Jim Pettie	19	0	0	0	17
Gilles Gilbert	23	0	0	0	16

Goaltender	GP	MINS	W-L-T	GA	GAA
Gerry Cheevers	43	2509	23-9-10	132	3.16
Gilles Gilbert	23	1254	12-8-2	74	3.54
Jim Pettie	19	1037	8-6-2	62	3.59

1978-79 NOTABLES:

Home Record	25-10-5
Road Record	18-13-9
Overall Record	43-23-14

- The Bruins win their fourth straight Adams Division title.
- December 30, 1978: Gerry Cheevers' 16-game unbeaten streak is snapped at 12-0-4 with a 6-1 loss in Montreal.
- January 9, 1979: Bobby Orr's number 4 jersey is retired in ceremonies prior to the Bruins' hosting of the Soviet Wings in an exhibition game.
- March 17, 1979: Brad Park ties a club record with four assists in the first period as he assists on all Boston goals in a 4-2 win over Chicago.



Rick Middleton led the team in goals and points in the 1978-79 season.

1979-80

Gm	Date	Opponent	Score
1	Oct. 11	Winnipeg	W 4-0
2	13	at Washington	W 5-2
3	14	Pittsburgh	L 1-4
4	18	NY Islanders	W 3-2
5	20	Los Angeles	W 5-4
6	23	at St. Louis	T 5-5
7	26	at Winnipeg	L 2-3
8	28	at Chicago	W 4-1
9	30	at Los Angeles	T 4-4
10	Nov. 2	at Vancouver	T 3-3
11	4	at Edmonton	W 2-1
12	8	Edmonton	W 4-2
13	10	at Pittsburgh	W 6-1
14	11	Atlanta	W 6-3
15	15	Washington	W 3-2
16	17	at Toronto	W 2-0
17	18	Hartford	W 5-4
18	20	at Quebec	W 5-3
19	22	Quebec	W 7-4
20	24	at Montreal	L 1-3
21	25	Montreal	W 4-2
22	27	Buffalo	L 2-5
23	Dec. 1	at Detroit	L 3-6
24	2	Colorado	L 3-5
25	4	at Philadelphia	T 2-2
26	6	at NY Islanders	L 3-4
27	9	Vancouver	W 5-3
28	13	Detroit	T 6-6
29	15	Chicago	L 1-2
30	16	at Buffalo	W 5-1
31	20	Toronto	W 10-0
32	22	Philadelphia	L 2-5
33	23	at NY Rangers	W 4-3
34	26	at Atlanta	W 5-3
35	30	at Chicago	L 3-5
36	Jan. 2	at Minnesota	L 1-2
37	4	at Winnipeg	W 2-1
38	8	at Colorado	T 2-2
39	10	St. Louis	L 4-7
40	12	Atlanta	W 5-3
41	13	Colorado	W 6-2
42	16	at Quebec	W 3-1
43	17	Edmonton	W 7-1
44	19	NY Rangers	W 6-3
45	21	Minnesota	W 3-0
46	24	Buffalo	W 4-3
47	26	at Pittsburgh	W 6-4
48	27	Pittsburgh	L 3-5
49	30	at Hartford	L 2-8
50	31	NY Islanders	W 4-2
51	Feb. 2	Quebec	W 7-2
52	3	at Philadelphia	T 3-3
53	7	Toronto	W 8-6
54	9	Chicago	W 5-2
55	10	Montreal	L 2-3
56	14	at Buffalo	T 3-3

57	Feb.	16	at Colorado	W	5-3
58		20	at Los Angeles	L	0-3
59		23	at Vancouver	T	4-4
60		24	at Edmonton	W	4-2
61		27	at Hartford	W	6-3
62		28	NY Rangers	L	2-5
63	Mar.	1	Los Angeles	W	4-0
64		2	at NY Rangers	L	1-2
65		5	at Detroit	W	5-3
66		8	at NY Islanders	W	5-3
67		9	Hartford	T	1-1
68		12	at Washington	L	4-6
69		13	Detroit	W	4-2
70		15	Vancouver	T	2-2
71		16	Washington	T	3-3
72		18	at St. Louis	T	3-3
73		19	at Minnesota	L	4-7
74		22	at Atlanta	W	5-2
75		23	Philadelphia	W	7-2
76		27	St. Louis	W	7-1
77		30	Winnipeg	W	3-1
78	Apr.	2	at Toronto	W	5-2
79		5	at Montreal	L	1-6
80		6	Minnesota	W	4-2

Player	GP	G	A	PTS	PIM
Rick Middleton	80	40	52	92	24
Peter McNab	74	40	38	78	10
Jean Ratelle	67	28	45	73	8
Ray Bourque	80	17	48	65	73
Terry O'Reilly	71	19	42	61	265
Dick Redmond	76	14	33	47	39
Bob Miller	80	16	25	41	53
Stan Jonathan	79	21	19	40	208
Al Secord	77	23	16	39	170
Dwight Foster	57	10	28	38	42
Bobby Lalonde/Atlanta	3	0	1	1	2
/Boston	71	10	25	35	28
/Total	74	10	26	36	30
Wayne Cashman	44	11	21	32	19
Craig MacTavish	46	11	17	28	8
Rick Smith	78	8	18	26	62
Mike Milbury	72	10	13	23	59
Brad Park	32	5	16	21	27
John Wensink	69	9	11	20	110
Brad McCrimmon	72	5	11	16	94
Don Marcotte	32	4	11	15	0
Bobby Schmautz	20	8	6	14	8
Gary Doak	52	0	5	5	45
Tom Songin	17	1	3	4	16
Gilles Gilbert	33	0	1	1	10
Marco Baron	1	0	0	0	0
Doug Morrison	1	0	0	0	0
Jim Stewart	1	0	0	0	0
Dennis O'Brien	3	0	0	0	2
Yves Belanger	8	0	0	0	0
Gerry Cheevers	42	0	0	0	62

Goaltender	GP	MINS	W-L-T	GA	GAA
Gilles Gilbert	33	1933	20-9-3	88	2.73
Gerry Cheevers	42	2479	24-11-7	116	2.81
Marco Baron	1	40	0-0-0	2	3.00
Yves Belanger	8	328	2-0-3	19	3.48
Jim Stewart	1	20	0-1-0	5	15.00



Peter McNab hit the 40-goal mark for the second time in his career in 1979-80.

1979-80 NOTABLES:

Home Record	27-9-4
Road Record	19-12-9
Overall Record	46-21-13



REGULAR SEASON SCORING & RESULTS

- Ray Bourque becomes the first non-goaltender in league history to win the Calder Trophy and be named a First Team All-Star in the same season.
- Bourque sets an NHL record for points in a season by a rookie defenseman with 65.
- October 11, 1979: Ray Bourque plays his first NHL game and records his first NHL points with a goal and an assist in a 4-0 victory over Winnipeg.
- February 7, 1980: Ray Bourque has three assists in an 8-6 win over Toronto to set a new team single-season rookie assists record.
- March 5, 1980: Ray Bourque has a goal and two assists to set a new team single-season rookie points mark.
- March 13, 1980: John Bucyk's number 9 is retired by the team in pre-game ceremonies.
- April 2, 1980: Gerry Cheevers gets a two-minute delay of game penalty to set a new NHL single-season goaltender penalty minutes record at 62.


1980-81

Gm	Date	Opponent	Score
1	Oct. 9	NY Rangers	W 7-2
2	11	at NY Islanders	L 2-5
3	12	Montreal	W 3-2
4	15	at Minnesota	L 2-3
5	16	at Calgary	L 1-2
6	18	at St. Louis	L 2-3
7	22	at Los Angeles	L 0-4
8	24	at Vancouver	L 2-3
9	26	at Winnipeg	T 7-7
10	30	Calgary	L 1-3
11	Nov. 2	at Philadelphia	L 2-4
12	6	NY Islanders	L 2-4
13	9	Pittsburgh	W 7-4
14	11	at Detroit	T 4-4
15	13	Winnipeg	T 5-5
16	15	at Pittsburgh	W 7-4
17	16	Philadelphia	W 1-0
18	20	Colorado	W 4-2
19	22	at Washington	T 2-2
20	23	Toronto	T 5-5
21	26	at NY Rangers	L 4-6
22	27	Pittsburgh	T 3-3
23	29	Edmonton	W 6-3
24	Dec. 2	Detroit	W 5-3
25	6	at Montreal	L 1-4
26	7	Washington	W 7-3
27	10	at Quebec	W 6-4
28	11	Quebec	L 3-5
29	13	Vancouver	L 1-2
30	14	Los Angeles	W 7-1
31	17	at Hartford	L 4-5
32	18	St. Louis	L 3-7
33	20	Hartford	T 4-4
34	27	at Toronto	W 6-3
35	28	at Buffalo	L 2-5
36	31	at Chicago	W 4-2
37	Jan. 2	at Edmonton	L 4-7
38	3	at Colorado	L 1-4
39	5	at Winnipeg	W 4-1
40	8	Detroit	W 7-4
41	10	at NY Islanders	W 3-2
42	12	Minnesota	W 4-3
43	13	at Detroit	T 3-3
44	15	at Chicago	L 2-3
45	17	Philadelphia	W 6-4
46	19	Buffalo	W 5-1
47	22	St. Louis	W 7-3
48	24	Los Angeles	L 4-6
49	26	Colorado	W 5-3
50	29	Winnipeg	W 7-6
51	Feb. 1	NY Islanders	W 6-3
52	4	at Hartford	T 3-3
53	5	NY Rangers	W 6-3
54	7	at Montreal	L 2-6
55	8	Quebec	L 3-4
56	12	at Colorado	T 3-3
57	14	at Los Angeles	W 5-4
58	18	at Vancouver	W 7-5
59	20	at Edmonton	W 5-1
60	21	at Calgary	L 2-7
61	25	at Quebec	L 3-5
62	26	Minnesota	W 5-1
63	Mar. 1	Buffalo	W 6-4
64	3	at St. Louis	L 2-4
65	4	at Minnesota	T 3-3

66	Mar. 7	Chicago	W 7-1
67	8	Vancouver	W 4-1
68	11	at Toronto	T 4-4
69	13	at Washington	W 7-1
70	15	Hartford	W 4-2
71	18	at NY Rangers	L 2-3
72	19	at Philadelphia	L 3-5
73	21	Calgary	W 4-3
74	23	Edmonton	W 7-2
75	26	Toronto	L 2-3
76	28	Chicago	W 5-2
77	30	at Buffalo	T 2-2
78	Apr. 2	Washington	L 2-3
79	4	at Pittsburgh	W 5-2
80	5	Montreal	L 2-4

Player	GP	G	A	PTS	PIM
Rick Middleton	80	44	59	103	16
Peter McNab	80	37	46	83	24
Brad Park	78	14	52	66	111
Wayne Cashman	77	25	35	60	80
Ray Bourque	67	27	29	56	96
Steve Kasper	76	21	35	56	94
Mike O'Connell/Chicago	34	5	16	21	32
/Boston	48	10	22	32	42
/Total	82	15	38	53	74
Dwight Foster	77	24	28	52	62
Terry O'Reilly	77	8	35	43	223
Stan Jonathan	74	14	24	38	192
Jean Ratelle	47	11	26	37	16
Dick Redmond	78	15	20	35	60
Don Marcotte	72	20	13	33	32
Brad McCrimmon	78	11	18	29	148
Keith Crowder	47	13	12	25	172
Mike Gillis/Colorado	51	11	7	18	54
/Boston	17	2	4	6	15
/Total	68	13	11	24	69
Mike Milbury	77	0	18	18	222
Bobby Lalonde	62	4	12	16	31
Doug Morrison	18	7	3	10	13
Bob Miller	30	4	4	8	19
Craig MacTavish	24	3	5	8	13
Barry Pederson	9	1	4	5	6
Larry Melnyk	26	0	4	4	39
Al Secord	18	0	3	3	42
Tom Songin	9	1	1	2	6
Jim Craig	23	0	1	1	11
Rogie Vachon	53	0	1	1	6
Marco Baron	10	0	0	0	7
Gary Doak	11	0	0	0	12

Goaltender	GP	MINS	W-L-T	GA	GAA
Marco Baron	10	507	3-4-1	24	2.84
Rogie Vachon	53	3021	25-19-6	168	3.34
Jim Craig	23	1272	9-7-6	78	3.68



Brad Park became just the second defenseman in NHL history to record 500 career assists on December 11, 1980 vs. Quebec.

1980-81 NOTABLES:

Home Record	26-10-4
Road Record	11-20-9
Overall Record	37-30-13

- Ray Bourque earns a Second Team All-Star berth.
- November 16, 1980: Rogie Vachon records his 50th NHL shutout with a 1-0 win vs. Philadelphia.
- December 11, 1980: Brad Park becomes just the second defenseman in NHL history to record 500 career assists in a 5-3 loss to Quebec.
- February 26, 1981: Boston and Minnesota combine for

a league-record 406 penalty minutes as the Bruins are called for 195 and the North Stars are whistled for 211. Keith Crowder sets a club mark with 43 PIM in the game (four minors, one major, two 10-minute misconducts, one game misconduct).

- March 28, 1981: Rick Middleton has three assists in a 5-2 win over Chicago to hit the 100-point mark for the first time in his career.

1981-82

Gm	Date	Opponent	Score
1	Oct. 8	Quebec	L 5-7
2	10	at Hartford	T 1-1
3	11	Washington	W 6-3
4	14	at Chicago	W 8-5
5	16	at Colorado	W 6-1
6	17	at Los Angeles	W 5-4
7	20	at St. Louis	W 4-3
8	22	at Detroit	T 2-2
9	24	at Montreal	L 0-7
10	29	Montreal	T 5-5
11	31	NY Rangers	W 7-3
12	Nov. 1	Hartford	W 4-1
13	5	Vancouver	W 2-1
14	7	at Quebec	W 10-1
15	8	Minnesota	L 1-4
16	12	Edmonton	W 5-2
17	14	Pittsburgh	T 3-3
18	15	at Buffalo	L 1-3
19	19	Hartford	W 6-1
20	21	at Toronto	W 5-3
21	22	Quebec	L 1-6
22	24	at NY Islanders	L 1-3
23	26	Philadelphia	L 1-3
24	28	NY Islanders	W 5-4
25	Dec. 3	Buffalo	W 6-3
26	5	at Quebec	W 5-3
27	9	at NY Rangers	W 4-3
28	10	St. Louis	L 2-3
29	13	Colorado	W 5-1
30	17	Montreal	L 1-5
31	19	at Montreal	L 2-5
32	20	Los Angeles	W 6-4
33	23	at Washington	W 7-4
34	26	at Hartford	W 9-6
35	29	at Vancouver	W 5-3
36	30	at Calgary	W 4-2
37	Jan. 2	at Edmonton	T 4-4
38	3	at Winnipeg	W 8-5
39	5	at Montreal	L 1-3
40	7	Winnipeg	W 8-6
41	9	at Quebec	L 1-6
42	11	Toronto	W 5-2
43	14	NY Islanders	W 5-4
44	16	Hartford	T 3-3
45	17	at Philadelphia	L 3-7
46	20	at Pittsburgh	L 4-5
47	21	Toronto	W 4-2
48	23	Washington	W 3-1
49	25	Calgary	T 3-3
50	28	Montreal	L 3-6
51	30	at Hartford	L 2-3
52	31	Colorado	W 4-2
53	Feb. 3	at Buffalo	W 5-2
54	4	Buffalo	W 5-2
55	6	Chicago	L 3-4
56	11	at Minnesota	W 4-2
57	13	at Calgary	L 3-6
58	14	at Edmonton	T 2-2
59	17	at Vancouver	L 3-6
60	20	at Detroit	W 7-5
61	21	at Philadelphia	W 1-0
62	24	at Hartford	L 3-4
63	27	NY Rangers	L 4-6
64	Mar. 2	at St. Louis	T 2-2
65	3	at Pittsburgh	W 3-2
66	6	Los Angeles	W 4-0
67	7	at Chicago	L 1-5
68	9	at Montreal	L 2-4
69	11	Winnipeg	W 7-4
70	13	Detroit	W 5-3
71	14	Montreal	L 2-5
72	16	at Buffalo	T 3-3
73	20	Buffalo	W 6-4
74	22	Quebec	W 5-4
75	25	Buffalo	W 5-1



REGULAR SEASON SCORING & RESULTS

76	Mar.	27	Minnesota	L	5-6
77		28	at Buffalo	L	5-9
78	Apr.	1	Quebec	L	5-8
79		3	at Quebec	W	5-4
80		4	Hartford	W	7-2

• April 4, 1982: Barry Pederson ties a club mark with a 3-4=7 effort as he figures in all Boston goals in a 7-2 win over Hartford.

Player	GP	G	A	PTS	PIM
Rick Middleton	75	51	43	94	12
Barry Pederson	80	44	48	92	53
Peter McNab	80	36	40	76	19
Ray Bourque	65	17	49	66	51
Brad Park	75	14	42	56	82
Terry O'Reilly	70	22	30	52	213
Steve Kasper	73	20	31	51	72
Keith Crowder	71	23	21	44	101
Wayne Cashman	64	12	31	43	59
Tom Fergus	61	15	24	39	12
Mike O'Connell	80	5	34	39	75
Don Marcotte	69	13	21	34	14
Normand Leveille	66	14	19	33	49
Bruce Crowder	63	16	11	27	31
Stan Jonathan	67	6	17	23	57
Mike Gillis	53	9	8	17	54
Mike Milbury	51	2	10	12	71
Brad McCrimmon	78	1	8	9	83
Randy Hillier	25	0	8	8	29
Larry Melnyk	48	0	8	8	84
Mike Krushelnyski	17	3	3	6	2
Marco Baron	44	0	2	2	35
Craig MacTavish	2	0	1	1	0
Rogie Vachon	38	0	1	1	0
Dave Barr	2	0	0	0	0
Mike Moffat	2	0	0	0	0
Doug Morrison	3	0	0	0	0
Dick Redmond	17	0	0	0	4

Goaltender	GP	MINS	W-L-T	GA	GAA
Mike Moffat	2	120	2-0-0	6	3.00
Marco Baron	44	2515	22-16-4	144	3.44
Rogie Vachon	38	2165	19-11-6	132	3.66



Steve Kasper won the Selke Trophy in 1981-82.

1981-82 NOTABLES:

Home Record	24-12-4
Road Record	19-15-6
Overall Record	43-27-10

- Steve Kasper wins the Selke Trophy and Rick Middleton takes home the Lady Byng Trophy.
- Ray Bourque is voted to the First All-Star Team while Middleton takes Second Team honors.
- November 1, 1981: Marco Baron's shutout bid is spoiled by a Rick Meagher goal at 19:59 of the third period in a 4-1 win over Hartford.
- November 7, 1981: The Nordiques score the game's opening tally before Boston scores ten unanswered goals in a 10-1 victory.
- November 19, 1981: Wayne Cashman ties a club record with four assists in the second period of a 6-1 win over Hartford.
- February 4, 1982: Barry Pederson scores twice in a 5-2 win over Buffalo and sets a new club rookie goals record with his 27th and 28th of the season.
- February 27, 1982: Barry Pederson sets a team rookie points record with his 66th and 67th of the season in a two-assist effort vs. NY Rangers.
- March 25, 1982: Barry Pederson becomes just the fifth rookie in NHL history to score 40 goals in a season in a 5-1 win over Buffalo.
- March 28, 1982: Rick Middleton scores his 50th goal of the season in a 9-5 loss in Buffalo.

1982-83


Gm	Date	Opponent	Score
1	Oct. 7	Montreal	L 1-5
2		at Hartford	W 5-4
3	10	Pittsburgh	W 4-3
4	12	at New Jersey	T 2-2
5	14	Vancouver	W 2-1
6	16	Edmonton	T 6-6
7	19	at Calgary	W 3-1
8	21	at Edmonton	W 5-3
9	23	at Vancouver	L 2-3
10	24	at Los Angeles	L 4-5
11	27	at Toronto	L 1-4
12	30	at Montreal	T 4-4
13	Nov. 3	at Buffalo	W 3-2
14	4	Hartford	L 2-5
15	7	Detroit	W 7-0
16	11	Quebec	L 2-3
17	13	Buffalo	W 3-2
18	14	St. Louis	W 7-3
19	16	at Quebec	W 7-4
20	18	at NY Islanders	W 3-1
21	20	at Pittsburgh	L 3-4
22	21	Calgary	W 2-1
23	24	at Philadelphia	T 4-4
24	25	NY Islanders	T 1-1
25	27	Hartford	W 8-0
26	Dec. 2	Quebec	T 3-3
27	4	at Montreal	W 6-4
28	5	Philadelphia	W 6-4
29	7	at Quebec	L 5-10
30	9	Montreal	W 8-5
31	11	Chicago	W 4-2
32	12	at Washington	L 3-4
33	16	Buffalo	W 8-1
34	18	Los Angeles	W 4-0
35	23	at Hartford	W 5-1
36	26	New Jersey	W 5-2
37	28	at St. Louis	W 3-0
38	31	at Minnesota	W 5-3
39	Jan. 2	at Winnipeg	L 4-6
40	5	at Chicago	W 4-1
41	7	at New Jersey	T 2-2
42	8	at Montreal	W 2-1
43	12	at Toronto	W 6-4
44	13	Quebec	W 2-0
45	15	NY Rangers	W 2-0
46	17	Minnesota	W 4-3
47	20	Buffalo	W 4-0
48	22	at Detroit	W 3-1
49	24	at NY Rangers	W 3-1
50	29	Detroit	W 7-3
51	31	Winnipeg	T 2-2
52	Feb. 3	Quebec	W 5-3
53	5	Hartford	W 7-4
54	6	at Buffalo	W 5-1
55	10	Pittsburgh	W 7-3
56	13	Vancouver	W 3-1
57	16	at Buffalo	L 1-3
58	18	at Winnipeg	L 5-6
59	19	at Minnesota	W 6-2
60	22	at Los Angeles	L 3-5
61	25	at Buffalo	L 6-7
62	27	at Hartford	W 4-3
63	28	Toronto	W 6-3
64	Mar. 3	Buffalo	L 2-3
65	5	Chicago	W 6-3
66	6	Edmonton	W 5-2
67	8	at Quebec	W 11-5
68	10	Montreal	L 1-3
69	12	Philadelphia	W 5-2
70	13	at Washington	L 4-6
71	17	Washington	L 1-2
72	19	Calgary	T 2-2
73	20	at NY Rangers	W 4-0
74	22	at NY Islanders	W 3-1
75	24	St. Louis	W 7-6
76	26	Hartford	W 7-4
77	27	at Hartford	L 1-5
78	29	at Quebec	W 4-3
79	Apr. 2	at Montreal	L 1-2
80	3	Montreal	T 4-4

Player	GP	G	A	PTS	PIM
Barry Pederson	77	46	61	107	47
Rick Middleton	80	49	47	96	8
Keith Crowder	74	35	39	74	105
Peter McNab	74	22	52	74	23
Ray Bourque	65	22	51	73	20
Mike Krushelnyski	79	23	42	65	43
Tom Fergus	80	28	35	63	39
Mike O'Connell	80	14	39	53	42
Bruce Crowder	80	21	19	40	58
Brad Park	76	10	26	36	82
Craig MacTavish	75	10	20	30	18
Luc Dufour	73	14	11	25	107
Mike Milbury	78	9	15	24	216
Terry O'Reilly	19	6	14	20	40
Brad Palmer	73	6	11	17	18
Wayne Cashman	65	4	11	15	20
Marty Howe	78	1	11	12	24
Randy Hillier	70	0	10	10	99
Normand Leveille	9	3	6	9	0
Steve Kasper	24	2	6	8	24
Gord Kluzak	70	1	6	7	105
Dave Barr	10	1	1	2	7
Pete Peeters	62	0	2	2	33
Mike Gillis	5	0	1	1	0
Stan Jonathan	1	0	0	0	0
Larry Melnyk	1	0	0	0	0
Scott McLellan	2	0	0	0	0
Marco Baron	9	0	0	0	4
Mike Moffat	13	0	0	0	2

Goaltender	GP	MINS	W-L-T	GA	GAA
Pete Peeters	62	3611	40-11-9	142	2.36
Marco Baron	9	516	6-3-0	33	3.84
Mike Moffat	13	673	4-6-1	49	4.37

1982-83 NOTABLES:

Home Record	28-6-6
Road Record	22-14-4
Overall Record	50-20-10



Pete Peeters won the Vezina Trophy in 1982-83 as the first Boston goaltender to capture the award since 1941-42.

- The Bruins win the Adams Division title, reaching the 50-win mark for the sixth time in their history.
- Pete Peeters wins the Vezina Trophy as the league's top goaltender and earns a First Team All-Star berth as well.
- Ray Bourque is named to the Second All-Star Team.
- Barry Pederson ranks sixth overall in the league's scoring race.
- October 23, 1982: Normand Leveille suffers a career-ending cerebral hemorrhage during the first intermission of a game in Vancouver.
- February 3, 1983: Wayne Cashman plays his 1,000th NHL game in a 5-3 win over Quebec.
- February 13, 1983: Pete Peeters extends his unbeaten streak to 31 games at 26-0-5 with a 3-1 win over Vancouver. It is the second longest such streak in NHL history, trailing only Gerry Cheevers' NHL mark of 32 games.
- March 8, 1983: Ray Bourque becomes the first Bruins defenseman since Bobby Orr to record a hat trick.

1983-84

Gm	Date	Opponent	Score
1	Oct. 6	Quebec	W 9-3
2	8	at Hartford	L 3-4
3	9	Hartford	W 4-1
4	13	Montreal	W 4-2
5	15	Buffalo	W 5-3



REGULAR SEASON SCORING & RESULTS

6	Oct.	18	at Quebec	L	3-5
7		20	at Philadelphia*	T	3-3
8		22	at Pittsburgh	W	6-1
9		25	at Chicago	L	1-5
10		27	at Minnesota	W	8-1
11		29	at St. Louis	W	3-2
12	Nov.	3	St. Louis	W	9-5
13		5	at Montreal	W	10-4
14		6	Los Angeles	W	7-3
15		9	at Buffalo	L	1-3
16		12	at Quebec	W	6-4
17		13	Washington	W	4-2
18		17	Toronto	W	4-1
19		19	NY Rangers*	T	6-6
20		22	at Montreal	L	2-4
21		24	Quebec	L	3-6
22		26	New Jersey	W	6-2
23	Dec.	1	Vancouver	W	7-1
24		3	Minnesota	L	2-6
25		5	at Washington	W	4-1
26		6	at Pittsburgh	W	5-3
27		8	Montreal	W	6-2
28		10	Buffalo	L	2-4
29		11	Winnipeg	W	4-2
30		15	Hartford	W	4-2
31		17	Chicago	L	2-5
32		18	at Chicago	W	5-1
33		20	at Hartford	W	7-2
34		22	Minnesota	L	2-4
35		26	at Buffalo	W	2-1
36		28	at Calgary	W	5-3
37		30	at Edmonton	L	0-2
38		31	at Vancouver*	T	5-5
39	Jan.	3	at NY Islanders	W	4-2
40		5	Quebec	L	3-8
41		7	NY Rangers	W	5-2
42		11	at Detroit	W	7-2
43		12	at St. Louis	W	6-2
44		14	Pittsburgh	W	7-3
45		16	NY Islanders	W	2-0
46		17	at Quebec	L	3-7
47		19	Quebec	W	4-3
48		21	at Hartford	W	2-0
49		23	Buffalo	L	3-5
50		28	Winnipeg	W	5-2
51		29	Montreal	L	2-7
52	Feb.	2	Buffalo	W	5-3
53		4	Philadelphia	W	8-5
54		5	Detroit	L	5-6
55		8	at Toronto	L	4-6
56		9	Toronto	L	3-6
57		11	Edmonton	W	4-1
58		15	at Buffalo	L	4-7
59		17	at Edmonton	L	2-5
60		18	at Calgary*	T	5-5
61		21	at Vancouver	W	5-2
62		22	at Los Angeles	W	6-3
63		25	at Winnipeg	L	2-5
64		27	at Buffalo	W	3-1
65	Mar.	1	Los Angeles*	W	4-3
66		3	Hartford*	T	3-3
67		4	at Hartford	L	4-6
68		8	Calgary	W	3-2
69		10	at Montreal	W	4-2
70		11	Washington	L	1-2
71		14	at Detroit	W	4-2
72		15	at Philadelphia	L	3-6
73		17	New Jersey	L	3-5
74		20	at NY Rangers	W	6-4
75		22	NY Islanders*	T	3-3
76		24	at Montreal	W	5-2
77		27	at Quebec	W	6-4
78		29	Hartford	W	4-3
79		31	Montreal	W	2-1
80	Apr.	1	at New Jersey	W	3-1

Player	GP	G	A	PTS	PIM
Barry Pederson	80	39	77	116	64
Rick Middleton	80	47	58	105	14
Ray Bourque	78	31	65	96	57
Tom Fergus	69	25	36	61	12
Mike O'Connell	75	18	42	60	42
Keith Crowder	63	24	28	52	128
Mike Krushelnyski	66	25	20	45	55
Craig MacTavish	70	20	23	43	35
Gord Kluzak	80	10	27	37	135
Peter McNab	52	14	16	30	10
Nevin Markwart	70	14	16	30	121
Dave Silk	35	13	17	30	64

Terry O'Reilly	58	12	18	30	124
Jim Nill/Vancouver	51	9	6	15	78
/Boston	27	3	2	5	81
/Total	78	12	8	20	159
Bruce Crowder	74	6	14	20	44
Mike Milbury	74	2	17	19	159
Guy Lapointe	45	2	16	18	34
Mike Gillis	50	6	11	17	35
Randy Hillier	69	3	12	15	125
Steve Kasper	27	3	11	14	19
Luc Dufour	41	6	4	10	47
Dave Donnelly	16	3	4	7	2
Lyndon Byers	10	2	4	6	32
Doug Kostynski	9	3	1	4	2
Greg Johnston	15	2	1	3	2
John Blum/Edmonton	4	0	1	1	2
/Boston	12	1	1	2	30
/Total	16	1	2	3	32
Brian Curran	16	1	1	2	57
Jim Schoenfeld	39	0	2	2	20
Dave Reid	8	1	0	1	2
Geoff Courttnall	4	0	0	0	0
Mike Moffat	4	0	0	0	0
Doug Keans	33	0	0	0	2
Pete Peeters	50	0	0	0	36

Goaltender	GP	MINS	W-L-T	GA	GAA
Doug Keans	33	1779	19-8-3	92	3.10
Pete Peeters	50	2868	29-16-2	151	3.16
Mike Moffat	4	186	1-1-1	15	4.84

1983-84 NOTABLES:

Home Record	25-12-3
Road Record	24-13-3
Overall Record	49-25-6



Mike O'Connell set a club record for defensemen with a seven-game goal streak in 1983-84.

- The Bruins win the Adams Division crown for the second straight year.
- Linemates Barry Pederson (sixth) and Rick Middleton (tenth) rank among the league's scoring leaders.
- Ray Bourque is named to the First All-Star Team.
- October 20, 1983: The Bruins and Flyers play to a 3-3 tie in Boston's first overtime game since March 7, 1942.
- January 7, 1984: Mike O'Connell scores a goal in Quebec, extending his goal streak to seven games, the longest ever by a club defenseman.
- March 14, 1984: Barry Pederson hits the 100-point mark for the second straight season with two goals in Detroit.
- March 27, 1984: Barry Pederson ties a club record with four goals and adds an assist in a 6-4 win in Quebec. Rick Middleton has a 1-3=4 effort in reaching 100 points for the second time in his career.

1984-85

Gm	Date	Opponent	Score
1	Oct. 11	Pittsburgh	W 4-3
2	13	at Hartford*	L 2-3
3	14	Hartford	W 4-2
4	16	at Edmonton	L 2-7
5	19	at Calgary	L 2-8
6	21	at Winnipeg	L 2-3
7	24	at St. Louis	W 4-1
8	27	at NY Islanders	W 8-3
9	28	at NY Rangers	W 6-4
10	Nov. 1	Quebec	W 7-1

11	Nov.	3	at Montreal	L	1-3
12		4	NY Islanders	W	6-2
13		8	Detroit	W	5-2
14		10	at Detroit	W	4-2
15		11	St. Louis*	T	1-1
16		14	at Buffalo	L	2-4
17		15	New Jersey	W	5-3
18		17	Philadelphia	L	3-5
19		21	at Philadelphia	L	3-4
20		24	Chicago	L	1-2
21		25	Montreal	W	7-4
22		29	Edmonton	L	2-4
23	Dec.	1	Washington*	L	4-5
24		3	at Quebec*	T	3-3
25		5	at Buffalo*	T	3-3
26		6	Montreal	L	1-3
27		8	Buffalo	L	1-3
28		12	at NY Rangers*	T	3-3
29		13	Quebec*	T	5-5
30		15	Vancouver*	W	2-1
31		18	at Montreal	W	6-4
32		19	at Hartford	L	5-6
33		22	at Toronto	L	4-6
34		23	Minnesota	W	4-3
35		27	at Los Angeles*	T	6-6
36		29	at Minnesota	W	5-3
37		30	at Winnipeg	W	5-3
38	Jan.	1	at Washington	L	1-5
39		5	NY Rangers*	T	3-3
40		7	Los Angeles*	W	5-4
41		9	at Toronto	W	5-3
42		10	Buffalo	L	0-3
43		12	Detroit	W	4-3
44		15	at New Jersey	W	3-2
45		17	Calgary	L	3-4
46		19	at Quebec	L	3-4
47		21	Montreal	W	3-1
48		24	Buffalo	W	5-2
49		26	Hartford	L	2-3
50		27	at Hartford	W	8-4
51		30	at Buffalo	L	2-6
52		31	Quebec	W	6-5
53	Feb.	2	Winnipeg	L	3-4
54		7	Hartford	W	7-5
55		9	Chicago	L	5-6
56		10	at Chicago	L	3-4
57		14	at Los Angeles*	T	3-3
58		16	at Vancouver*	L	2-3
59		20	at Minnesota	W	3-2
60		23	at NY Islanders	L	1-7
61		28	Philadelphia	W	6-1
62	Mar.	2	Vancouver	W	5-0
63		5	at Quebec	L	4-6
64		7	Hartford	W	4-0
65		9	Pittsburgh*	L	5-6
66		10	at Washington	W	3-2
67		13	at Pittsburgh	W	7-3
68		14	at New Jersey	W	7-4
69		16	Calgary	L	3-5
70		18	Quebec	L	4-8
71		21	St. Louis*	T	1-1
72		23	at Hartford	L	2-5
73		24	at Buffalo	W	4-3
74		26	at Montreal	L	3-5
75		28	Edmonton	W	6-3
76		30	Montreal	L	3-7
77	Apr.	2	at Quebec	L	4-6
78		4	Buffalo	W	5-3
79		6	at Montreal*	T	4-4
80		7	Toronto	W	5-1


Player	GP	G	A	PTS	PIM
Ray Bourque	73	20	66	86	53
Rick Middleton	80	30	46	76	6
Ken Linseman	74	25	49	74	126
Tom Fergus	79	30	43	73	75
Keith Crowder	79	32	38	70	152
Charlie Simmer/Los Angeles	5	1	0	1	4
/Boston	63	33	30	63	35
/Total	68	34	30	64	39
Mike O'Connell	78	15	40	55	64
Butch Goring/NY Islanders	29	2	5	7	2
/Boston	39	13	21	34	6
/Total	68	15	26	41	8
Steve Kasper	77	16	24	40	33
Louis Sleigher/Quebec	6	1	2	3	0
/Boston	70	12	19	31	45
/Total	76	13	21	34	45
Terry O'Reilly	63	13	17	30	168



REGULAR SEASON SCORING & RESULTS

Geoff Courtnall	64	12	16	28	82
Dave Reid	35	14	13	27	27
Morris Lukowich/Winnipeg	47	5	9	14	31
/Boston	22	5	8	13	21
/Total	69	10	17	27	52
Mats Thelin	73	5	13	18	78
John Blum	75	3	13	16	263
Mike Milbury	78	3	13	16	152
Dave Donnelly	38	6	8	14	46
Dave Silk	29	7	5	12	22
Barry Pederson	22	4	8	12	10
Lyndon Byers	33	3	8	11	41
Jim Nill	49	1	9	10	62
Frank Simonetti	43	1	5	6	26
Nevin Markwart	26	0	4	4	36
Brian Curran	56	0	1	1	158
Doug Morrison	1	0	0	0	2
Don Sylvestri	3	0	0	0	2
Greg Johnston	6	0	0	0	0
Doug Kostynski	6	0	0	0	2
Cleon Daskalakis	8	0	0	0	0
Doug Keans	25	0	0	0	6
Pete Peeters	51	0	0	0	20

Goaltender	GP	MINS	W-L-T	GA	GAA
Doug Keans	25	1497	16-6-3	82	3.29
Pete Peeters	51	2975	19-26-4	172	3.47
Don Sylvestri	3	102	0-0-2	6	3.53
Cleon Daskalakis	8	289	1-2-1	24	4.98



Charlie Simmer was one of four 30-goal scorers for the Bruins in 1984-85.

1984-85 NOTABLES:

Home Record	21-15-4
Road Record	15-19-6
Overall Record	36-34-10

- Ray Bourque earns his fourth NHL First Team All-Star berth.
- Bourque sets an NHL record for point streak by a defenseman with four goals and 24 assists during a 17-game stretch from October 27-December 3.

1985-86

Gm	Date	Opponent	Score
1	Oct. 10	Toronto	W 3-1
2	12	at Detroit	W 9-2
3	13	Montreal	W 7-2
4	16	at Vancouver*	T 3-3
5	18	at Edmonton	L 2-3
6	19	at Calgary	W 6-3
7	22	at Los Angeles	W 5-2
8	27	at NY Rangers	L 1-2
9	29	at New Jersey	W 6-4
10	31	Los Angeles	W 7-4
11	Nov. 2	Chicago	W 5-4
12	5	at Quebec	L 5-7
13	7	Hartford	W 2-1
14	9	at Philadelphia	L 3-5
15	10	Minnesota	W 2-1
16	13	at Buffalo	L 4-6
17	14	at Toronto*	T 6-6
18	16	Washington*	T 2-2
19	18	at Montreal	L 2-6
20	21	NY Islanders*	T 4-4
21	23	Philadelphia	W 5-4
22	28	Quebec	L 0-3
23	30	at Quebec	L 0-2
24	Dec. 1	New Jersey	W 4-2

25	Dec. 5	Montreal	W 8-6
26	7	at Hartford	L 2-7
27	8	Buffalo*	T 3-3
28	10	at Philadelphia	L 4-7
29	12	Quebec*	T 1-1
30	14	NY Rangers	W 4-2
31	19	Hartford	W 2-1
32	21	Minnesota	W 5-2
33	22	at Buffalo	L 3-5
34	26	at Pittsburgh	L 3-4
35	28	at St. Louis	W 5-1
36	29	at Chicago	L 3-4
37	31	at Buffalo*	T 6-6
38	Jan. 2	at NY Islanders	L 5-7
39	4	Buffalo	W 4-0
40	8	at Montreal	L 3-5
41	9	St. Louis	L 2-7
42	11	Winnipeg	W 8-4
43	13	Edmonton	L 3-5
44	16	Calgary	W 3-2
45	19	at Winnipeg	W 2-1
46	22	at Detroit*	L 5-6
47	23	Winnipeg	W 7-5
48	25	Detroit	W 6-3
49	27	Hartford	W 6-3
50	29	at Hartford*	W 5-4
51	Feb. 1	at Montreal	L 1-2
52	2	Pittsburgh	W 3-2
53	6	Buffalo	L 6-8
54	8	NY Rangers	L 2-3
55	9	Quebec*	L 3-4
56	11	at Chicago	L 4-5
57	15	at St. Louis	L 1-5
58	16	at Minnesota	W 5-3
59	18	at Calgary	L 4-7
60	22	at Edmonton*	W 6-5
61	23	at Vancouver	W 6-1
62	25	at Quebec	W 7-4
63	27	Washington	L 1-2
64	Mar. 1	New Jersey	W 8-3
65	2	at Hartford	L 1-4
66	6	Quebec*	L 4-5
67	8	at Montreal	L 3-8
68	12	at Pittsburgh	W 5-2
69	13	Montreal	W 3-2
70	15	Vancouver*	T 1-1
71	20	Los Angeles	W 6-3
72	22	NY Islanders*	T 3-3
73	23	at Hartford*	T 5-5
74	25	at Washington	L 3-6
75	27	Montreal*	T 3-3
76	29	Buffalo	W 2-1
77	30	at Buffalo	W 5-3
78	Apr. 3	Toronto	W 4-2
79	5	at Quebec*	T 2-2
80	6	Hartford	L 3-4

Player	GP	G	A	PTS	PIM
Keith Crowder	78	38	46	84	177
Ken Linseman	64	23	58	81	95
Ray Bourque	74	19	58	77	68
Barry Pederson	79	29	47	76	60
Reed Larson/Detroit	67	19	41	60	109
/Boston	13	3	4	7	8
/Total	80	22	45	67	117
Charlie Simmer	55	36	24	60	42
Rick Middleton	49	14	30	44	10
Randy Burridge	52	17	25	42	28
Steve Kasper	80	17	23	40	73
Gord Kluzak	70	8	31	39	155
Geoff Courtnall	64	21	16	37	61
Dave Pasin	71	18	19	37	50
Kraig Nienhuis	71	16	14	30	37
Mike O'Connell	63	8	21	29	47
Michael Thelven	60	6	20	26	48
Nevin Markwart	65	7	15	22	207
Bill Derlago/Toronto	1	0	0	0	0
/Boston	39	5	16	21	15
/Total	40	5	16	21	15
Dave Reid	37	10	10	20	10
Dwight Foster/Detroit	55	6	12	18	48
/Boston	13	0	0	0	4
/Total	68	6	12	18	52
John Blum	61	1	7	8	80
Mike Milbury	22	2	5	7	102
Brian Curran	43	2	5	7	192
Louis Sleighter	13	4	2	6	20
Alain Cote	32	0	6	6	14
Mats Thelin	31	2	3	5	29


Morris Lukowich	14	1	4	5	10
Jay Miller	46	3	0	3	178
Lyndon Byers	5	0	2	2	9
Pete Peeters	8	0	2	2	4
Greg Johnston	20	0	2	2	0
Frank Simonetti	17	1	0	1	14
Doug Keans	30	0	1	1	12
Wade Campbell/Winnipeg	24	0	1	1	27
/Boston	8	0	0	0	15
/Total	32	0	1	1	42
Cleon Daskalakis	2	0	0	0	0
John Carter	3	0	0	0	0
Bill Ranford	4	0	0	0	0
Dave Donnelly	8	0	0	0	17
Pat Riffin	39	0	0	0	4

Goaltender	GP	MINS	W-L-T	GA	GAA
Bill Ranford	4	240	3-1-0	10	2.50
Pat Riffin	39	2272	17-11-8	127	3.35
Doug Keans	30	1757	14-13-3	107	3.65
Pete Peeters	8	485	3-4-1	31	3.84
Cleon Daskalakis	2	120	0-2-0	10	5.00

1985-86 NOTABLES:

Home Record	24-9-7
Road Record	13-22-5
Overall Record	37-31-12

- Ray Bourque earns Second Team All-Star honors.
- Charlie Simmer becomes the first Bruin to win the Masterton Trophy for "sportsmanship, perseverance and dedication to hockey".



Barry Pederson, with two 100-point seasons as a Bruin, played his final season in Boston in 1985-86.

1986-87

Gm	Date	Opponent	Score
1	Oct. 9	Calgary	L 3-5
2	11	at New Jersey	L 4-5
3	12	Hartford	W 7-2
4	14	at Winnipeg	W 2-1
5	16	at Minnesota	W 5-3
6	18	at Los Angeles	W 4-1
7	22	at Vancouver	L 1-5
8	24	at Edmonton	L 2-6
9	26	at Calgary	W 6-0
10	30	Montreal*	T 3-3
11	Nov. 1	at Philadelphia	L 2-4
12	2	Buffalo	L 1-7
13	5	at Buffalo	L 3-8
14	8	at Quebec	W 5-1
15	12	at Pittsburgh	L 1-2
16	13	Edmonton*	W 4-3
17	15	New Jersey*	T 5-5
18	17	at Montreal*	L 2-3
19	19	at Buffalo*	T 4-4
20	20	Montreal	L 1-3
21	22	St. Louis	W 6-5
22	24	at Toronto	W 3-2
23	26	at Washington	T 2-2
24	28	at Buffalo	L 3-4
25	29	Buffalo	W 6-2
26	Dec. 4	Quebec	W 3-2
27	6	Philadelphia	W 5-0
28	7	NY Islanders	W 3-1
29	11	Vancouver	W 4-2
30	13	at Montreal	W 4-2
31	14	at Quebec	W 6-2
32	18	Hartford	L 5-6



REGULAR SEASON SCORING & RESULTS

33	Dec.	20	Chicago	L	2-6
34		23	at Hartford	L	0-2
35		27	at Los Angeles*	L	1-2
36		30	at St. Louis	L	3-4
37	Jan.	2	at New Jersey	W	7-2
38		3	at NY Islanders	W	5-4
39		5	Montreal	L	1-2
40		8	Detroit*	T	4-4
41		10	Philadelphia	L	4-5
42		12	NY Rangers	W	4-1
43		14	at Hartford	L	0-2
44		15	Hartford	W	6-4
45		17	Pittsburgh	W	4-2
46		20	at Quebec	W	5-3
47		22	Montreal	W	7-3
48		24	Calgary	W	5-3
49		26	Buffalo	W	6-2
50		29	Hartford	L	3-6
51		31	Winnipeg	W	6-3
52	Feb.	1	at NY Rangers	L	4-5
53		5	Pittsburgh	W	6-5
54		7	Toronto	W	8-5
55		8	Quebec	L	1-2
56		14	at Toronto	L	4-5
57		16	at Montreal	L	3-7
58		18	at Buffalo	L	3-4
59		20	at Winnipeg	L	2-6
60		21	at Minnesota	W	1-0
61		25	at Hartford	L	4-6
62		26	Quebec	W	6-2
63		28	Buffalo	W	5-1
64	Mar.	2	Detroit*	L	3-4
65		3	at NY Islanders*	T	4-4
66		5	at Hartford	L	2-10
67		7	Washington*	W	3-2
68		11	at NY Rangers	L	2-3
69		12	St. Louis	W	6-4
70		14	Chicago*	T	4-4
71		17	at Detroit	L	1-3
72		19	Minnesota	W	6-2
73		21	Los Angeles	W	8-6
74		22	at Washington	L	3-4
75		26	Edmonton	W	4-1
76		28	Vancouver	W	2-1
77		29	at Chicago	W	8-6
78		31	at Quebec	W	4-3
79	Apr.	4	at Montreal	L	1-3
80		5	Quebec	L	4-6

Player	GP	G	A	PTS	PIM
Ray Bourque	78	23	72	95	36
Cam Neely	75	36	36	72	143
Charlie Simmer	80	29	40	69	59
Rick Middleton	76	31	37	68	6
Tom McCarthy	68	30	29	59	31
Keith Crowder	58	22	30	52	106
Steve Kasper	79	20	30	50	51
Ken Linseman	64	15	34	49	126
Thomas Gradin	64	12	31	43	18
Geoff Courtnall	65	13	23	36	117
Reed Larson	66	12	24	36	95
Greg Johnston	76	12	15	27	79
Mike Milbury	68	6	16	22	96
Michael Thelven	34	5	15	20	18
Nevin Markwart	64	10	9	19	225
Dwight Foster	47	4	12	16	37
Paul Boutilier	52	5	9	14	84
Allen Pedersen	79	1	11	12	71
Kraig Nienhuis	16	4	2	6	2
Dave Reid	12	3	3	6	0
Bob Sweeney	14	2	4	6	21
Lyndon Byers	18	2	3	5	53
Randy Burridge	23	1	4	5	16
Jay Miller	55	1	4	5	208
Mats Thelin	59	1	3	4	69
Wade Campbell	14	0	3	3	24
Doug Keans	36	0	2	2	24
Frank Simonetti	25	1	0	1	17
John Carter	8	0	1	1	0
Bill Ranford	41	0	1	1	8
Cleon Daskalakis	2	0	0	0	0
Alain Cote	3	0	0	0	0
Pat Riffin	10	0	0	0	0
Roberto Romano	1	0	0	0	0

Goaltender	GP	MINS	W-L-T	GA	GAA
Bill Ranford	41	2234	16-20-2	124	3.33
Doug Keans	36	1942	18-8-4	108	3.34

Pat Riffin	10	513	3-5-1	29	3.39
Cleon Daskalakis	2	97	2-0-0	7	4.33
Roberto Romano	1	60	0-1-0	6	6.00

1986-87 NOTABLES:

Home Record	25-11-4
Road Record	14-23-3
Overall Record	39-34-7

- Ray Bourque leads all league defensemen in scoring and finishes tenth overall in the Art Ross scoring race.
- Bourque wins his first of five Norris Trophies as the league's top defenseman in addition to First Team All-Star honors.
- November 8, 1986: Terry O'Reilly and Mike Milbury serve as co-coaches for a 5-1 win in Quebec before O'Reilly is named the club's new head coach.
- December 4, 1986: Ray Bourque scores the game-winning goal at 19:59 of the third period in a 3-2 win over Quebec.



Ray Bourque won the first of his five Norris Trophies in 1986-87.

1987-88

Gm	Date	Opponent	Score
1	Oct. 8	Washington	W 4-3
2	10	at Quebec*	L 5-6
3	11	Hartford	W 5-2
4	15	at Los Angeles	W 3-2
5	17	at Edmonton	L 3-4
6	18	at Calgary	W 6-5
7	21	at Vancouver	W 5-4
8	24	at St. Louis	L 0-4
9	29	Quebec	L 2-4
10	31	at Montreal*	T 3-3
11	Nov. 1	NY Islanders*	L 5-6
12	4	at Hartford*	T 2-2
13	5	Toronto	L 6-7
14	7	Pittsburgh	W 4-1
15	9	at Quebec	L 4-6
16	11	at Toronto	W 3-2
17	12	Montreal	W 3-2
18	14	Hartford	W 4-1
19	17	at Calgary	W 6-3
20	18	at Winnipeg	W 4-3
21	21	at Minnesota	W 7-5
22	22	at Detroit	W 1-0
23	25	at Washington	L 1-4
24	26	Winnipeg	W 5-3
25	28	Detroit*	L 2-3
26	30	at Montreal	L 4-5
27	Dec. 2	at Hartford	W 5-3
28	3	NY Rangers	W 4-3
29	5	Chicago	W 7-3
30	8	at Philadelphia	L 2-5
31	10	Los Angeles	W 4-3
32	12	Buffalo*	T 3-3
33	17	Vancouver*	W 3-2
34	19	St. Louis	L 5-7
35	20	at Chicago	W 4-2
36	22	Buffalo	W 9-0
37	26	at NY Islanders	L 1-2
38	27	at NY Rangers	L 1-4
39	30	at Pittsburgh*	T 4-4
40	31	at Buffalo	W 2-0
41	Jan. 2	Quebec	W 5-1
42	4	Edmonton*	T 2-2
43	7	at Pittsburgh	W 3-2
44	9	at St. Louis*	W 2-1

45	Jan.	11	Hartford	L	3-4
46		13	at Montreal	L	4-5
47		14	Montreal	W	3-2
48		16	Buffalo	W	5-1
49		20	at Buffalo	L	3-5
50		21	Minnesota	W	6-1
51		23	Philadelphia	L	4-6
52		28	Quebec	W	3-0
53		30	NY Rangers	L	2-4
54	Feb.	1	at Chicago	W	5-3
55		4	Montreal	W	7-3
56		6	at Quebec	W	3-2
57		7	New Jersey	W	6-3
58		12	at Edmonton	W	7-4
59		13	at Vancouver	L	5-6
60		17	at Montreal	L	2-3
61		21	at New Jersey	W	4-1
62		23	at Hartford	L	2-3
63		25	Hartford	W	5-2
64		27	Minnesota	W	7-4
65	Mar.	3	Toronto	W	5-3
66		5	New Jersey*	L	6-7
67		6	at Buffalo	L	0-3
68		8	at Detroit	L	0-2
69		10	Los Angeles*	T	3-3
70		12	at Quebec	W	4-3
71		13	Washington	L	0-3
72		17	Calgary	L	5-7
73		19	Buffalo	L	3-4
74		20	at Buffalo	W	6-2
75		22	at Philadelphia	W	3-0
76		24	Winnipeg*	W	4-3
77		26	Quebec	W	6-2
78		31	Montreal	L	1-3
79	Apr.	2	at Hartford	L	2-4
80		3	NY Islanders	W	3-2

Player	GP	G	A	PTS	PIM
Ray Bourque	78	17	64	81	72
Ken Linseman	77	29	45	74	167
Steve Kasper	79	26	44	70	35
Cam Neely	69	42	27	69	175
Geoff Courtnall	62	32	26	58	108
Randy Burridge	79	27	28	55	105
Bob Sweeney	80	22	23	45	73
Keith Crowder	68	17	26	43	173
Glen Wesley	79	7	30	37	69
Gord Kluzak	66	6	31	37	135
Reed Larson	62	10	24	34	93
Rick Middleton	59	13	19	32	11
Michael Thelven	67	6	25	31	57
Lyndon Byers	53	10	14	24	236
Jay Miller	78	7	12	19	302
Billy O'Dwyer	77	7	10	17	83
Craig Janney	15	7	9	16	0
Nevin Markwart	25	1	12	13	85
Bobby Joyce	15	7	5	12	10
Tom McCarthy	7	2	5	7	6
Allen Pedersen	78	0	6	6	90
Frank Simonetti	30	2	3	5	19
Willi Plett	65	2	3	5	170
Tommy Lehmann	9	1	3	4	6
Doug Keans	30	0	2	2	2
Bruce Shobottom	3	0	1	1	0
John Carter	4	0	1	1	2
Wade Campbell	6	0	1	1	21
Mike Stevens	7	0	1	1	9
John Blum	19	0	1	1	70
Kraig Nienhuis	1	0	0	0	0
Greg Hawgood	1	0	0	0	0
Alain Cote	2	0	0	0	0
Paul Beraldo	3	0	0	0	0
Alan May	3	0	0	0	15
Dave Reid	3	0	0	0	0
Moe Lemay/Edmonton	4	0	0	0	0
/Boston	2	0	0	0	0
/Total	6	0	0	0	0
Andy Moog	6	0	0	0	0
Taylor Hall	7	0	0	0	4
Reggie Lemelin	49	0	0	0	2

Goaltender	GP	MINS	W-L-T	GA	GAA
Andy Moog	6	360	4-2-0	17	2.83
Reggie Lemelin	49	2828	24-17-6	138	2.93
Doug Keans	30	1660	16-11-0	90	3.25

1987-88 NOTABLES:

Home Record	24-13-3
-------------	---------



REGULAR SEASON SCORING & RESULTS

Road Record 20-17-3
Overall Record 44-30-6

- Ray Bourque wins the Norris Trophy and First Team All-Star honors for the second straight season.
- Cam Neely is named to the Second All-Star Team.
- Ray Bourque sets a team record by a defenseman with a 19-game point streak from January 16-March 5 (6-21=27 totals). It is the second-longest such streak by a defenseman in league history.
- December 3, 1987: Phil Esposito's number 7 is retired by the team in pre-game ceremonies that saw Ray Bourque remove his #7 jersey, displaying the #77 that he would wear from that game on.
- December 19, 1987: The Bruins and Blues combine for the fastest two goals in NHL history in just two seconds, as Boston's Ken Linseman scores at 19:50 and St. Louis' Doug Gilmour tallies into an empty net at 19:52.
- March 13, 1988: Rick Middleton plays his 1,000th NHL game vs. Washington.
- March 19, 1988: Jay Miller sets a club single-season penalty minute record with 273. He ends the season with 302.



Phil Esposito's number 7 was honored by the Bruins and Ray Bourque on December 3, 1987.

1988-89

Gm	Date	Opponent	Score
1	Oct. 6	Toronto	W 2-1
2	8	at Hartford	W 6-2
3	9	Hartford	W 3-1
4	12	at Los Angeles	L 2-6
5	15	at Minnesota	L 1-5
6	16	at Chicago	W 10-3
7	19	at Winnipeg	W 5-2
8	22	at St. Louis	W 5-2
9	25	Montreal*	T 1-1
10	27	Quebec	W 6-2
11	29	Buffalo*	T 3-3
12	30	at Buffalo*	T 3-3
13	Nov. 2	at Toronto	W 7-2
14	3	Hartford	L 3-5
15	6	Vancouver	W 4-2
16	11	at NY Rangers	T 4-4
17	12	Calgary	L 1-2
18	15	at Quebec*	T 5-5
19	17	Montreal	L 2-5
20	18	at Detroit	L 2-5
21	20	Detroit*	L 4-5
22	23	at Montreal	L 0-2
23	24	Philadelphia*	W 2-1
24	26	Chicago	W 8-2
25	29	at Philadelphia	L 1-5
26	Dec. 1	Minnesota	L 1-4
27	3	at Washington*	T 1-1
28	4	Pittsburgh*	T 3-3
29	6	at NY Islanders	W 4-3
30	8	Buffalo	L 2-4
31	10	NY Rangers*	T 1-1
32	12	at Montreal	L 1-3
33	15	Edmonton*	W 4-3
34	17	Quebec*	T 2-2
35	18	at Quebec	L 2-4
36	21	at Hartford	W 4-3
37	22	Montreal	L 2-4
38	26	at Buffalo	L 1-2
39	29	at New Jersey	W 6-2
40	Jan. 2	St. Louis	W 8-7
41	5	NY Islanders	L 3-5
42	7	at Montreal	L 1-3

43	Jan. 8	at Quebec	W 4-2
44	12	Montreal	L 3-5
45	14	Detroit*	T 5-5
46	15	at Washington	W 4-3
47	19	Calgary	L 2-7
48	21	Buffalo*	L 5-6
49	22	at Buffalo	L 4-6
50	25	at Toronto*	W 2-1
51	26	St. Louis	W 4-2
52	28	Winnipeg	L 3-4
53	Feb. 1	at Minnesota*	T 4-4
54	3	at Winnipeg	W 4-2
55	5	Pittsburgh	L 2-5
56	9	Los Angeles	W 4-1
57	11	Edmonton	W 5-2
58	14	at Vancouver	L 2-5
59	15	at Los Angeles	W 7-3
60	18	at Calgary	W 4-3
61	19	at Edmonton	W 4-2
62	25	at Hartford	W 9-1
63	28	at New Jersey*	T 3-3
64	Mar. 2	Quebec	W 5-2
65	4	Vancouver	W 6-4
66	5	at NY Rangers	W 5-0
67	7	at NY Islanders	W 2-1
68	9	Washington	L 2-7
69	11	Buffalo*	T 6-6
70	12	at Buffalo	L 2-3
71	14	at Pittsburgh	W 8-2
72	16	Quebec*	T 2-2
73	18	Philadelphia	W 6-3
74	19	Hartford	L 2-3
75	22	at Hartford	L 2-4
76	23	New Jersey	W 5-3
77	25	Chicago	W 6-3
78	27	at Montreal	L 2-5
79	Apr. 1	at Quebec	W 5-4
80	2	Hartford	W 3-2

Player	GP	G	A	PTS	PIM
Cam Neely	74	37	38	75	190
Ken Linseman	78	27	45	72	164
Craig Janney	62	16	46	62	12
Randy Burridge	80	31	30	61	39
Ray Bourque	60	18	43	61	52
Glen Wesley	77	19	35	54	61
Bobby Joyce	77	18	31	49	46
Greg Hawgood	56	16	24	40	84
Bob Carpenter/Los Angeles	39	11	15	26	16
/Boston	18	5	9	14	10
/Total	57	16	24	40	26
Andy Brickley	71	13	22	35	20
Keith Crowder	69	15	18	33	147
Garry Galley	78	8	22	30	80
Bob Sweeney	75	14	14	28	104
Steve Kasper	49	10	16	26	49
John Carter	44	12	10	22	24
Michael Thelven	40	3	18	21	71
Greg Johnston	57	11	9	20	32
Ray Neufeld/Winnipeg	31	5	2	7	52
/Boston	14	1	3	4	28
/Total	45	6	5	11	80
Don Sweeney	36	3	5	8	20
Tommy Lehmann	26	4	2	6	10
Jay Miller	37	2	4	6	168
Allen Pedersen	51	0	6	6	69
Alain Cote	31	2	3	5	51
Bruce Shoenbottom	29	1	3	4	44
Lyndon Byers	49	0	4	4	218
Billy O'Dwyer	19	1	2	3	8
Robert Cimetta	7	2	0	2	0
Paul Guay/Los Angeles	2	0	0	0	2
/Boston	5	0	2	2	0
/Total	7	0	2	2	2
Gord Kluzak	3	0	1	1	2
Ray Podloski	8	0	1	1	17
Stephane Quintal	26	0	1	1	29
Reggie Lemelin	40	0	1	1	6
Andy Moog	41	0	1	1	6
Dale Dunbar	1	0	0	0	0
Ron Flockhart	4	0	0	0	0
Paul Beraldo	7	0	0	0	4
Carl Mokosak	7	0	0	0	31
Moe Lemay	12	0	0	0	23

Goaltender	GP	MINS	W-L-T	GA	GAA
Reggie Lemelin	40	2396	19-15-6	120	3.01
Andy Moog	41	2486	18-14-8	133	3.21



Randy Burridge was second on the team in goals in 1988-89 with 31.

1988-89 NOTABLES:

Home Record 17-15-8
Road Record 20-14-6
Overall Record 37-29-14

- Ray Bourque is named a Second Team All-Star.
- October 16, 1988: Cam Neely ties a club record for points in a game with 3-4=7 totals in a 10-3 win in Chicago. Glen Wesley has a 1-5=6 effort in the game, including tying a team mark with four second period assists.
- March 19, 1989: Michael Thelven scores a shorthanded goal from his own end when a carom from his clearing pass eludes Hartford goaltender Peter Sidorkiewicz, who had come out from the goal to pass the puck back up ice.

1989-90

Gm	Date	Opponent	Score
1	Oct. 5	Pittsburgh	W 5-4
2	7	at Quebec	L 1-4
3	9	Montreal	W 2-0
4	11	at Montreal	L 2-4
5	13	at Edmonton*	T 3-3
6	15	at Vancouver	L 6-7
7	17	at Los Angeles	W 3-2
8	20	at Edmonton	W 3-0
9	21	at Calgary	L 2-5
10	26	Quebec	W 4-2
11	28	Hartford	L 0-1
12	29	at Buffalo	L 3-4
13	Nov. 2	Los Angeles*	W 5-4
14	4	Buffalo*	T 3-3
15	9	Edmonton	W 6-2
16	10	at Washington	W 5-3
17	15	at Hartford	W 5-2
18	16	Montreal	W 3-2
19	18	New Jersey	W 6-4
20	21	at Detroit*	W 2-1
21	23	Toronto	W 6-0
22	25	at Montreal	L 3-5
23	28	at St. Louis	W 5-1
24	30	Buffalo	W 5-1
25	Dec. 2	St. Louis	L 1-2
26	3	at Philadelphia	W 2-1
27	5	at Quebec*	T 3-3
28	7	Hartford	L 3-4
29	9	Washington	L 3-7
30	12	at Pittsburgh	L 5-7
31	13	at Buffalo	W 4-2
32	16	Buffalo	L 1-3
33	17	at New Jersey	L 1-3
34	20	at Hartford	L 3-4
35	21	Minnesota	W 4-2
36	23	Detroit	W 6-5
37	26	Toronto	W 6-4
38	29	at Buffalo*	W 4-3
39	30	at Toronto*	L 6-7
40	Jan. 2	at Pittsburgh	W 5-2
41	4	Winnipeg	W 4-2
42	6	Washington	W 5-3
43	7	at Buffalo	W 2-1
44	11	Quebec	W 3-1
45	13	NY Rangers	L 2-3
46	15	Hartford	W 4-1
47	17	at Hartford*	T 5-5
48	18	Calgary*	T 2-2
49	23	at Quebec	W 9-2
50	25	NY Islanders	W 5-2
51	27	Philadelphia	W 2-1
52	29	at Montreal	W 2-1



REGULAR SEASON SCORING & RESULTS

53	Feb.	1	Montreal	L	2-4
54		3	NY Rangers	L	1-2
55		4	at Quebec	W	3-2
56		6	at Detroit	W	2-0
57		8	Quebec	W	5-1
58		10	NY Islanders*	L	3-4
59		11	Vancouver	L	2-4
60		14	at Winnipeg	L	2-3
61		18	at Vancouver	W	7-2
62		20	at Calgary	W	5-3
63		22	at Chicago	W	6-3
64		24	at Minnesota	W	3-2
65		26	at NY Rangers	L	1-6
66	Mar.	1	Montreal	W	5-3
67		3	Chicago	W	4-3
68		4	at Chicago	W	4-1
69		6	at Philadelphia	W	2-1
70		8	Buffalo	L	4-10
71		10	at NY Islanders*	T	3-3
72		11	at Hartford	W	4-3
73		15	Winnipeg*	T	3-3
74		17	Los Angeles	L	4-5
75		22	Quebec	W	7-3
76		24	Minnesota	L	6-7
77		27	at St. Louis	W	3-0
78		29	Hartford	W	3-2
79		31	at Montreal*	T	2-2
80	Apr.	1	New Jersey*	T	3-3

Player	GP	G	A	PTS	PIM
Cam Neely	76	55	37	92	117
Ray Bourque	76	19	65	84	50
Craig Janney	55	24	38	62	4
Bob Carpenter	80	25	31	56	97
Bob Sweeney	70	22	24	46	93
Dave Poulin/Philadelphia	28	9	8	17	12
/Boston	32	6	19	25	12
/Total	60	15	27	42	24
Brian Propp/Philadelphia	40	13	15	28	31
/Boston	14	3	9	12	10
/Total	54	16	24	40	41
Dave Christian/Washington	28	3	8	11	4
/Boston	50	12	17	29	8
/Total	78	15	25	40	12
Andy Brickley	43	12	28	40	8
John Carter	76	17	22	39	26
Greg Hawgood	77	11	27	38	76
Glen Wesley	78	9	27	36	48
Garry Galley	71	8	27	35	75
Randy Burridge	63	17	15	32	47
Bobby Gould	77	8	17	25	92
Ken Linseman	32	6	16	22	66
Jim Wiemer	61	5	14	19	63
Robert Cimetta	47	8	9	17	33
Brian Lawton/Hartford	13	2	1	3	6
/Quebec	14	5	6	11	10
/Boston	8	0	0	0	14
/Total	35	7	7	14	30
Peter Douris	36	5	6	11	15
Lyndon Byers	43	4	4	8	159
Don Sweeney	58	3	5	8	58
Mike Millar	15	1	4	5	0
Jarmo Kekalainen	11	2	2	4	8
Stephane Quintal	38	2	2	4	22
Nevin Markwart	8	1	2	3	15
Bobby Joyce	23	1	2	3	22
Allen Pedersen	68	1	2	3	71
Andy Moog	46	0	3	3	18
Wes Walz	2	1	1	2	0
Greg Johnston	9	1	1	2	6
Michael Thelven	6	0	2	2	23
Gord Kluzak	8	0	2	2	11
Bob Beers	3	0	1	1	6
Billy O'Dwyer	6	0	1	1	2
Ray Neufeld	1	0	0	0	0
Ron Hoover	2	0	0	0	0
John Blum	2	0	0	0	0
Bruce Shoenbottom	2	0	0	0	4
Graeme Townshend	4	0	0	0	7
Lou Crawford	7	0	0	0	20
Reggie Lemelin	43	0	0	0	32

Goaltender	GP	MINS	W-L-T	GA	GAA
Reggie Lemelin	43	2318	22-15-2	108	2.80
Andy Moog	46	2538	24-10-7	122	2.88

1989-90 NOTABLES:

Home Record	23-13-4
Road Record	23-12-5
Overall Record	46-25-9

- The Bruins win the President's Trophy and are the only team in the league to reach the 100-point mark at 101.
- Reggie Lemelin and Andy Moog combine to win the Jennings Trophy for the fewest goals allowed.
- Ray Bourque wins his third Norris Trophy and is named a First Team All-Star for the seventh time.
- Cam Neely earns Second Team All-Star honors.
- Gord Kluzak wins the Masterton Trophy.
- October 9, 1989: Reggie Lemelin records a 2-0 win in the Bruins' first shutout of Montreal in Boston since March 8, 1970 and first overall since January 19, 1974.
- November 30, 1989: Cam Neely extends his goal scoring streak to eight games, the second-longest in club history.
- March 10, 1990: Cam Neely scores his 50th goal of the season in a 3-3 tie at NY Islanders.



Reggie Lemelin combined with Andy Moog to win the Jennings Trophy for the fewest goals allowed in 1989-90.

1990-91

Gm	Date	Opponent	Score
1	Oct. 4	Philadelphia	W 4-1
2	6	Quebec	W 7-1
3	7	at Quebec	W 5-2
4	10	at Winnipeg	W 4-2
5	11	at Minnesota*	T 3-3
6	13	at Los Angeles	L 1-3
7	17	at Vancouver	L 1-7
8	19	at Edmonton	L 1-8
9	20	at Calgary	L 1-8
10	25	Vancouver	W 4-2
11	27	Chicago	W 5-4
12	31	at Buffalo*	T 3-3
13	Nov. 1	St. Louis*	W 3-2
14	3	Buffalo	L 1-4
15	5	at NY Rangers*	W 3-2
16	7	at Montreal	W 2-0
17	10	Pittsburgh*	T 3-3
18	11	at Washington	W 5-3
19	14	at Hartford	L 1-3
20	15	Quebec	W 6-0
21	17	Montreal*	T 1-1
22	19	at Toronto	W 5-2
23	23	Hartford	L 3-4
24	24	at Hartford	W 4-3
25	29	Edmonton	W 4-2
26	Dec. 1	NY Rangers	L 4-5
27	4	at Detroit*	W 5-4
28	6	Montreal	L 4-6
29	8	at Montreal	L 1-7
30	9	at Buffalo	W 3-2
31	12	at Hartford	W 5-1
32	13	Hartford	W 8-2
33	15	New Jersey*	T 1-1
34	18	at New Jersey	L 3-8
35	20	Buffalo	W 4-1
36	22	Minnesota	W 6-2
37	23	at NY Rangers*	T 5-5
38	26	at Buffalo*	T 3-3
39	28	at Winnipeg	L 0-6
40	29	at Minnesota*	T 4-4
41	Jan. 3	Vancouver	W 8-3
42	5	Washington	L 3-5

43	Jan.	7	Winnipeg	W	5-2
44		8	at Quebec	L	2-4
45		10	Quebec	W	5-3
46		12	Philadelphia	L	1-3
47		14	Detroit	W	6-1
48		15	at NY Islanders	W	5-4
49		17	Los Angeles	W	5-3
50		22	at Buffalo	L	4-6
51		24	Hartford	W	3-0
52		26	Calgary	W	5-2
53		27	at Montreal	W	3-1
54		31	Montreal	W	5-2
55	Feb.	2	at Pittsburgh	L	2-6
56		3	Pittsburgh	W	6-3
57		5	Edmonton*	W	6-5
58		7	Calgary	L	1-4
59		9	Chicago	W	5-3
60		10	at Quebec	W	7-4
61		13	at Montreal	W	7-4
62		16	at Los Angeles*	W	5-4
63		21	at Chicago	L	1-4
64		23	at St. Louis	L	2-9
65		28	NY Islanders	W	5-0
66	Mar.	2	Buffalo	L	4-7
67		3	at New Jersey	W	3-1
68		5	at Toronto	L	3-6
69		7	St. Louis*	T	5-5
70		9	Toronto	W	2-0
71		14	Montreal	W	3-2
72		16	Detroit	L	3-5
73		17	at Philadelphia	W	3-1
74		19	at Hartford*	T	1-1
75		21	Quebec*	T	3-3
76		23	Buffalo	W	6-3
77		24	at Washington*	T	3-3
78		26	at Quebec	W	7-4
79		30	at NY Islanders	L	3-5
80		31	Hartford	W	7-3

Player	GP	G	A	PTS	PIM
Ray Bourque	76	21	73	94	75
Craig Janney	77	26	66	92	8
Cam Neely	69	51	40	91	98
Ken Hodge	70	30	29	59	29
Dave Christian	78	32	21	53	41
Bob Sweeney	80	15	33	48	115
Glen Wesley	80	11	32	43	78
Randy Burridge	62	15	13	28	40
Petri Skriko/Vancouver	20	4	4	8	8
/Boston	28	5	14	19	9
/Total	48	9	18	27	17
Garry Galley	70	6	21	27	84
Jim Wiemer	61	4	19	23	62
Don Sweeney	77	8	13	21	67
Dave Poulin	31	8	12	20	25
Jeff Lazaro	49	5	13	18	67
Vladimir Ruzicka	29	8	8	16	19
Bob Carpenter	29	8	8	16	22
Wes Walz	56	8	8	16	32
Chris Nilan	41	6	9	15	277
John Carter	50	4	7	11	68
Andy Brickley	40	2	9	11	8
Stephane Quintal	45	2	6	8	89
Allen Pedersen	57	2	6	8	107
Peter Douris	39	5	2	7	9
Graeme Townshend	18	2	5	7	12
Nevin Markwart	23	3	3	6	36
Ron Hoover	15	4	0	4	31
Lyndon Byers	19	2	2	4	82
John Byce	18	1	3	4	6
Ralph Barahona	3	2	1	3	0
Jarmo Kekalainen	16	2	1	3	6
Andy Moog	51	0	2	2	20
Ken Hammond	1	1	0	1	2
Bob Beers	16	0	1	1	10
Matt DelGuidice	1	0	0	0	0
Bruce Shoenbottom	1	0	0	0	5
Gord Kluzak	2	0	0	0	0
Norm Foster	3	0	0	0	0
Shayne Stevenson	14	0	0	0	26
Reggie Lemelin	33	0	0	0	10

Goaltender	GP	MINS	W-L-T	GA	GAA
Matt DelGuidice	1	10	0-0-0	0	0.00
Andy Moog	51	2848	25-13-9	136	2.87
Reggie Lemelin	33	1831	17-10-3	111	3.64
Norm Foster	3	184	2-1-0	14	4.57



REGULAR SEASON SCORING & RESULTS

1990-91 NOTABLES:

Home Record	26-9-5
Road Record	18-15-7
Overall Record	44-24-12

- Ray Bourque wins the Norris Trophy and is named a First Team All-Star.
- Cam Neely earns a Second Team All-Star berth.
- The Bruins win the Adams Division crown for the second straight year.
- January 24, 1991: Ray Bourque has two assists to become the club's all-time leading scorer among defensemen.
- March 21, 1991: The Bruins take 73 shots on Quebec's Ron Tugnutt, including 25 in the third period and 12 in the five-minute overtime of the 3-3 tie. It is the second-highest shot total by one team in NHL history and Ray Bourque has a league-record 19 shots on goal.
- March 26, 1991: Cam Neely records his second straight 50-goal season with a two-goal effort in Quebec.
- March 31, 1991: Chris Nilan sets a league record with ten penalties vs. Hartford. He is assessed six minors, two majors, a ten-minute misconduct and a game misconduct.



Craig Janney finished second in the team's scoring race in 1990-91 with a career-high 92 points.

1991-92

Gm	Date	Opponent	Score
1	Oct. 3	NY Rangers	W 5-3
2	5	NY Islanders	L 3-4
3	7	at NY Rangers*	L 1-2
4	9	at Buffalo*	T 4-4
5	12	Montreal	L 0-6
6	17	at Vancouver*	T 3-3
7	19	at San Jose	W 4-1
8	24	at St. Louis	L 5-6
9	26	at Minnesota	L 0-4
10	27	at Chicago	W 6-3
11	31	Los Angeles	L 2-4
12	Nov. 2	Detroit	W 4-1
13	4	at NY Islanders	L 4-6
14	5	at Pittsburgh*	T 5-5
15	7	Calgary*	T 4-4
16	9	New Jersey	W 4-0
17	14	Quebec	W 5-2
18	16	at Hartford*	W 5-4
19	20	at Buffalo	L 1-3
20	22	at Washington	L 3-6
21	23	Buffalo	W 7-4
22	25	at Montreal	L 3-4
23	27	at NY Islanders	W 3-2
24	29	Montreal*	W 5-4
25	Dec. 1	Hartford	W 5-4
26	5	Quebec*	T 2-2
27	7	Philadelphia	L 3-5
28	8	at NY Rangers	L 0-4
29	10	at Quebec	L 2-5
30	12	Montreal	W 5-2
31	14	Toronto	W 4-3
32	19	Pittsburgh	L 4-6
33	21	Edmonton	W 6-3
34	22	at Montreal	L 2-3
35	26	Hartford	W 3-2
36	27	at Buffalo	L 1-8
37	29	at Winnipeg	W 6-3
38	31	at Detroit	W 5-3
39	Jan. 2	Winnipeg	L 1-3
40	4	Buffalo	W 4-2
41	8	at Montreal	L 2-3
42	9	Quebec	W 5-4

43	Jan. 11	Philadelphia	W 5-1
44	15	at Hartford	W 4-3
45	16	Hartford*	W 4-3
46	22	at Toronto	W 5-2
47	23	Montreal	L 1-3
48	25	at Hartford*	T 4-4
49	27	Minnesota	W 3-2
50	28	at Quebec	W 4-2
51	30	Calgary	W 3-1
52	Feb. 1	Buffalo*	T 2-2
53	4	at Winnipeg*	T 3-3
54	6	at Philadelphia	L 1-5
55	8	New Jersey	L 4-6
56	9	Pittsburgh	W 6-3
57	13	at St. Louis	L 0-4
58	17	at Los Angeles	L 3-6
59	19	at Calgary	L 4-6
60	21	at Edmonton	W 5-3
61	23	at Vancouver	L 1-2
62	27	Toronto	W 4-2
63	29	Washington*	T 5-5
64	Mar. 1	at Washington	W 4-1
65	3	at Hartford	L 0-4
66	5	Vancouver*	T 2-2
67	7	Chicago	L 1-2
68	8	at Chicago	L 0-4
69	11	at Buffalo	L 3-6
70	14	at Quebec*	W 5-4
71	15	Los Angeles	W 5-1
72	19	St. Louis	L 1-4
73	21	Edmonton	L 3-4
74	23	San Jose	W 7-6
75	26	at New Jersey	L 2-4
76	28	Buffalo*	W 4-3
77	31	at Quebec	W 5-4
78	Apr. 12	Quebec*	T 1-1
79	13	Hartford	W 6-3
80	15	at Montreal*	T 4-4

Player	GP	G	A	PTS	PIM
Adam Oates/St. Louis	54	10	59	69	12
/Boston	26	10	20	30	10
/Total	80	20	79	99	22
Ray Bourque	80	21	60	81	56
Vladimir Ruzicka	77	39	36	75	48
Steve Leach	78	31	29	60	147
Craig Janney	53	12	39	51	20
Glen Wesley	78	9	37	46	54
Bob Carpenter	60	25	23	48	46
Brent Ashton/Winnipeg	7	1	0	1	4
/Boston	61	17	22	39	47
/Total	68	18	22	40	51
Andy Brickley	23	10	17	27	2
Peter Douris	54	10	13	23	10
Bob Sweeney	63	6	14	20	103
Joe Juneau	14	5	14	19	4
Gord Murphy/Philadelphia	31	2	8	10	33
/Boston	42	3	6	9	51
/Total	73	5	14	19	84
Ken Hodge	42	6	11	17	10
Dave Reid	43	7	7	14	27
Stephane Quintal	49	4	10	14	77
Don Sweeney	75	3	11	14	74
Garry Galley	38	2	12	14	83
Barry Pederson/Hartford	5	2	2	4	0
/Boston	32	3	6	9	8
/Total	37	5	8	13	8
Cam Neely	9	9	3	12	16
Chris Nilan	38	5	5	10	186
Nevin Markwart	18	3	6	9	44
Jeff Lazaro	27	3	6	9	31
Jim Wiemer	47	1	8	9	84
Scott Arniel	29	5	3	8	20
Dave Poulin	18	4	4	8	18
Steve Heinze	14	3	4	7	6
Gord Hynes	15	0	5	5	6
Bob Beers	31	0	5	5	29
Glen Murray	5	3	1	4	0
Chris Winnes	24	1	3	4	6
Lou Crawford	19	2	1	3	9
Ted Donato	10	1	2	3	8
Wes Walz	15	0	3	3	12
Andy Moog	62	0	3	3	52
Brent Hughes	8	1	1	2	38
Lyndon Byers	31	1	1	2	129
John Byce	3	1	0	1	0
Jozef Stumpel	4	1	0	1	0
Brian Dobbin	7	1	0	1	22
Glen Featherstone	7	1	0	1	20


Petri Skriko	9	1	0	1	6
Ralph Barahona	3	0	1	1	0
Shayne Stevenson	5	0	1	1	2
Reggie Lemelin	8	0	1	1	2
Clark Donatelli	10	0	1	1	22
Dave Thominson	12	0	1	1	17
Matt Hervey	16	0	1	1	55
Jack Capuano	2	0	0	0	0
Petr Prajsler	3	0	0	0	2
Matt Glennon	3	0	0	0	2
Jim Vesey	4	0	0	0	0
Al Stewart	4	0	0	0	17
Daniel Berthiaume	8	0	0	0	0
Matt DelGuidice	10	0	0	0	2

Goaltender	GP	MINS	W-L-T	GA	GAA
Daniel Berthiaume	8	401	1-4-2	21	3.14
Andy Moog	62	3641	28-22-9	196	3.23
Reggie Lemelin	8	407	5-1-0	23	3.39
Matt DelGuidice	10	424	2-5-1	28	3.94

1991-92 NOTABLES:

Home Record	23-11-6
Road Record	13-21-6
Overall Record	36-32-12

- Ray Bourque earns First Team All-Star honors for the ninth season.
- February 29, 1992: Ray Bourque becomes just the third defenseman in NHL history to record 1,000 career points.



Vladimir Ruzicka led the team in goals with 39 in 1991-92.

1992-93

Gm	Date	Opponent	Score
1	Oct. 8	Hartford*	W 3-2
2	10	NY Islanders*	T 3-3
3	12	Ottawa	W 6-3
4	15	at San Jose	W 8-2
5	17	at Los Angeles	L 6-8
6	22	at Calgary	W 4-2
7	23	at Edmonton	W 6-3
8	25	at Vancouver	W 5-3
9	29	Los Angeles	W 8-3
10	31	Chicago	L 2-3
11	Nov. 5	Quebec	W 6-4
12	7	NY Rangers*	T 2-2
13	11	at Buffalo	L 2-7
14	12	Calgary	W 5-3
15	14	Toronto	L 1-4
16	16	at Montreal	L 3-6
17	19	NY Islanders	W 5-2
18	21	Philadelphia	W 4-3
19	23	at Ottawa	W 3-2
20	25	at Washington	L 2-6
21	27	Hartford*	W 5-4
22	28	at Hartford*	L 3-4
23	30	at Quebec	W 4-3
24	Dec. 3	Montreal	W 4-3
25	5	at New Jersey	W 4-2
26	6	at Philadelphia	W 7-1
27	9	at Buffalo	L 2-5
28	10	Ottawa	W 4-2
29	12	at Montreal	L 1-5
30	15	Buffalo	L 2-3
31	18	at Detroit	L 1-6
32	19	Washington	W 4-3
33	22	Tampa Bay	W 5-3



REGULAR SEASON SCORING & RESULTS

34	Dec.	26	at Hartford	W	9-4
35		27	at NY Rangers	L	5-6
36		29	at Winnipeg	L	4-5
37		31	at Minnesota	L	3-5
38	Jan.	2	Hartford*	W	3-2
39		5	at Pittsburgh	L	2-6
40		7	Quebec*	L	2-3
41		9	New Jersey	L	2-6
42		12	Buffalo	W	5-2
43		14	Pittsburgh	W	7-0
44		16	Philadelphia	L	4-5
45		18	San Jose	W	4-3
46		19	at NY Islanders*	T	2-2
47		21	at Philadelphia	W	5-4
48		23	New Jersey	W	7-5
49		25	at Montreal*	L	2-3
50		26	at Quebec*	T	4-4
51		28	Winnipeg	W	6-2
52		30	at NY Islanders	W	6-5
53	Feb.	2	Edmonton	L	3-4
54		3	at Quebec	W	4-1
55		8	at Pittsburgh	L	0-4
56		9	at St. Louis	W	6-1
57		11	at Chicago	L	3-6
58		14	at Tampa Bay*	T	3-3
59		17	at Montreal	W	5-2
60		20	at Toronto*	T	4-4
61		25	Minnesota*	T	3-3
62		27	Washington	W	5-4
63	Mar.	1	Montreal	L	2-5
64		4	Vancouver	W	4-3
65		6	St. Louis*	W	4-3
66		9	at Pittsburgh	L	2-3
67		11	Montreal	W	-2
68		13	Ottawa	W	6-3
69		15	at NY Rangers	W	3-1
70		16	New Jersey	W	3-1
71		18	at Ottawa	W	4-1
72		20	Detroit	L	4-7
73		22	Hartford	W	5-4
74		24	at Buffalo	W	2-0
75		25	Montreal	W	2-0
76		27	Pittsburgh	L	3-5
77		30	at Hartford	W	3-1
78	Apr.	3	Buffalo	W	3-2
79		4	at Buffalo	W	3-0
80		6	at Quebec	W	7-1
81		8	Quebec	W	6-2
82		10	at Montreal	W	5-1
83		11	Ottawa	W	4-2
84		14	at Ottawa	W	4-2

Player	GP	G	A	PTS	PIM
Adam Oates	84	45	97	142	32
Joe Juneau	84	32	70	102	33
Ray Bourque	78	19	63	82	40
Dmitri Kvartalnov	73	30	42	72	16
Steve Leach	79	26	25	51	126
Dave Poulin	84	16	33	49	62
Vladimir Ruzicka	60	19	22	41	38
Dave Reid	65	20	16	36	10
Ted Donato	82	15	20	35	61
Don Sweeney	84	7	27	34	68
Glen Wesley	64	8	25	33	47
Steve Heinze	73	18	13	31	24
David Shaw	77	10	14	24	108
Cam Neely	13	11	7	18	25
Gord Murphy	49	5	12	17	62
Gordie Roberts	65	5	12	17	105
Grigori Panteleev	39	8	6	14	12
C. J. Young/Calgary	28	3	2	5	20
/Boston	15	4	5	9	12
/Total	43	7	7	14	32
Darin Kimble	55	7	3	10	177
Glen Featherstone	34	5	5	10	102
Brent Hughes	62	5	4	9	191
Peter Douris	19	4	4	8	4
Tim Sweeney	14	1	7	8	6
Glen Murray	27	3	4	7	8
Jim Wiemer	28	1	6	7	48
Stephane Richer/Tampa Bay	3	0	0	0	0
/Boston	21	1	4	5	18
/Total	24	1	4	5	18
Brent Ashton	26	2	2	4	11
Andrew McKim	7	1	3	4	0
Bryan Smolinski	9	1	3	4	0
Jozef Stumpel	13	1	3	4	4
Darren Banks	16	2	1	3	64
John Blue	23	0	2	2	6

Sergei Zholtok	1	0	1	1	0
Dominic Lavoie/Ottawa	2	0	1	1	0
/Boston	2	0	0	0	2
/Total	4	0	1	1	2
Chris Winnes	5	0	1	1	0
Andy Moog	55	0	1	1	14
Mike Bales	1	0	0	0	0
Denis Chervyakov	2	0	0	0	2
Bill Huard	2	0	0	0	0
Reggie Lemelin	10	0	0	0	4

Goaltender	GP	MINS	W-L-T	GA	GAA
Mike Bales	1	25	0-0-0	1	2.40
John Blue	23	1322	9-8-4	64	2.90
Andy Moog	55	3194	37-14-3	168	3.16
Reggie Lemelin	10	542	5-4-0	31	3.43

1992-93 NOTABLES:

Home Record	29-10-3
Road Record	22-16-4
Overall Record	51-26-7



Joe Juneau set a league single-season record for assists by a left wing with 70 in 1992-93.

- The Bruins tie a club record with eight straight road wins from March 15-April 14.
- Ray Bourque is named to the First All-Star Team.
- October 25, 1992: Reggie Lemelin plays his 500th NHL game.
- December 9, 1992: Gordie Roberts becomes the first U.S.-born player to play in 1,000 NHL games.
- February 8, 1993: Ray Bourque plays his 1,000th NHL/Bruins game.
- February 9, 1993: Joe Juneau sets a new club single-season rookie assists record with his 49th of the season.
- February 14, 1993: Adam Oates has an assist for his 100th point of the season.
- March 20, 1993: Ray Bourque becomes the club's all-time assist leader with his 795th vs. Detroit.
- March 22, 1993: Joe Juneau sets a club rookie points record with 93.
- April 14, 1993: Joe Juneau has three assists in Ottawa to tie the NHL rookie single-season assists record and set the league single-season mark for assists by a left wing with 70. Adam Oates sets a club record in extending his assist streak to 18 games and has the club's second-longest point streak ever at 21 contests.

1993-94

Gm	Date	Opponent	Score
1	Oct. 5	at NY Rangers	W 4-3
2	7	Buffalo	L 3-5
3	9	Quebec	W 7-3
4	11	Montreal*	T 1-1
5	15	at Anaheim*	T 1-1
6	16	at San Jose*	T 1-1
7	19	at Vancouver	L 4-5
8	22	at Edmonton	W 3-1
9	23	at Calgary*	T 3-3
10	28	Ottawa	W 6-2
11	30	St. Louis	L 1-2
12	Nov. 2	at Detroit	L 1-6
13	4	Calgary	W 6-3
14	6	Tampa Bay*	T 1-1
15	7	at Buffalo	W 4-3
16	11	Edmonton	W 5-1
17	13	at NY Islanders	W 5-2
18	17	at Hartford	W 4-2

19	Nov.	18	San Jose	W	3-1
20		20	Philadelphia*	T	5-5
21		24	at Pittsburgh	L	3-7
22		26	Florida	W	3-2
23		27	at Toronto	L	2-4
24		30	at Quebec	W	5-2
25	Dec.	2	NY Islanders	W	7-3
26		4	Montreal	L	1-8
27		5	at Buffalo	L	1-3
28		9	Vancouver	L	2-3
29		11	Chicago	L	4-5
30		12	Hartford*	T	2-2
31		15	at New Jersey	W	5-4
32		18	at Tampa Bay	W	5-3
33		19	at Florida*	W	2-1
34		23	Pittsburgh	L	3-4
35		27	at Ottawa	W	5-3
36		31	Philadelphia	L	3-4
37	Jan.	2	Washington	W	8-2
38		6	Winnipeg	W	5-4
39		8	Florida*	T	2-2
40		10	Toronto	L	0-3
41		11	at Pittsburgh*	L	4-5
42		13	at Philadelphia	L	2-6
43		15	Detroit	L	2-3
44		17	Hartford	W	5-3
45		19	at Montreal*	T	3-3
46		24	at Hartford	W	2-1
47		25	at Washington	W	3-1
48		28	at NY Islanders	W	3-0
49		29	NY Islanders	W	2-1
50		31	Quebec	W	4-3
51	Feb.	3	NY Rangers	L	0-3
52		5	Philadelphia	W	4-0
53		6	at Florida	L	0-3
54		8	at Quebec	W	6-1
55		10	Buffalo*	T	3-3
56		12	New Jersey	W	5-3
57		14	at Los Angeles*	W	3-2
58		16	at Dallas	W	3-0
59		18	at St. Louis	L	1-3
60		20	at Tampa Bay*	T	2-2
61		23	at NY Rangers	W	6-3
62		25	at Winnipeg	W	7-6
63		27	at Chicago	W	4-0
64	Mar.	3	Los Angeles	W	6-4
65		5	Ottawa	W	6-1
66		7	Washington	W	6-3
67		8	at Pittsburgh	L	3-7
68		10	NY Rangers*	T	2-2
69		12	at New Jersey	L	1-2
70		14	at Montreal	L	4-5
71		17	Pittsburgh	L	2-4
72		19	New Jersey	L	6-8
73		22	at Quebec	L	3-5
74		24	Anaheim	W	5-3
75		26	Montreal	W	6-3
76		27	at Washington	W	6-4
77		31	Dallas*	T	2-2
78	Apr.	1	at Buffalo	L	0-5
79		3	at Pittsburgh	L	2-6
80		7	Ottawa	W	5-4
81		9	Tampa Bay	L	0-3
82		10	at Philadelphia	W	4-3
83		13	at Ottawa	W	8-0
84		14	Hartford	L	2-3

Player	GP	G	A	PTS	PIM
Adam Oates	77	32	80	112	45
Ray Bourque	72	20	71	91	54
Cam Neely	49	50	24	74	54
Joe Juneau	63	14	57	71	35
Al Iafraite/Washington	67	10	35	45	143
/Boston	12	5	8	13	18
/Total	79	15	42	58	161
Glen Wesley	81	14	44	58	64
Ted Donato	84	22	32	54	59
Bryan Smolinski	83	31	20	51	82
Glen Murray	81	18	13	31	48
Brent Hughes	77	13	11	24	143
Jozef Stumpel	59	8	15	23	14
Dave Reid	83	6	17	23	25
Steve Heinze	77	10	11	21	32
Don Sweeney	75	6	15	21	50
Dmitri Kvartalnov	39	12	7	19	10
Steve Leach	42	5	10	15	74
Daniel Marois	22	7	3	10	18
Paul Stanton	71	3	7	10	54
David Shaw	55	1	9	10	85



REGULAR SEASON SCORING & RESULTS

Player	GP	G	A	PTS	PIM
Cam Stewart	57	3	6	9	66
Glen Featherstone	58	18	9	9	152
Gordie Roberts	59	1	6	7	40
Fred Knipscheer	11	3	2	5	14
Mariusz Czerkawski	4	2	1	3	0
Sergei Zholtok	24	2	1	3	2
Jon Casey	57	0	2	2	14
Darren Banks	4	0	1	1	9
John Gruden	7	0	1	1	2
Vincent Riendeau	18	0	1	1	0
Andrew McKim	29	0	1	1	4
Jamie Huscroft	36	0	1	1	144
Mikhail Tatarinov	2	0	0	0	2
Jon Morris	4	0	0	0	0
Jim Wiemer	4	0	0	0	2
Grigori Panteleev	10	0	0	0	0
John Blue	18	0	0	0	7

Goaltender	GP	MINS	W-L-T	GA	GAA
Jon Casey	57	3196	30-15-9	153	2.87
John Blue	18	944	5-8-3	47	2.99
Vincent Riendeau	18	976	7-6-1	50	3.07

1993-94 NOTABLES:

Home Record	20-14-8
Road Record	22-15-5
Overall Record	42-29-13

- Ray Bourque wins his fifth Norris Trophy and is voted a First Team All-Star.
- Cam Neely earns Second Team All-Star honors and wins the Masterton Trophy for sportsmanship and perseverance.
- December 15, 1993: Glen Wesley becomes the first Boston defenseman since Ray Bourque (March 8, 1983) to score a hat trick.
- January 2-6, 1994: Ray Bourque records points on nine straight Boston goals with assists on the final five goals of an 8-2 win vs. Washington and 1-3=4 totals on the first four goals of a 5-4 victory vs. Winnipeg.
- February 12, 1994: Cam Neely scores a hat trick in a 4:02 span of the first period in a 5-3 win vs. New Jersey.
- March 7, 1994: Cam Neely scores his 50th goal of the season in just his 44th game. Only Wayne Gretzky has scored 50 goals in fewer games in NHL history (39 games).
- March 24, 1994: Adam Oates ties a club record with four assists in the second period of a 5-3 win over Anaheim.
- March 26, 1994: Adam Oates has 2-1=3 totals in a 6-3 win vs. Montreal to reach 100 points for the season.



Cam Neely scored the second-fastest 50 goals in league history in 1993-94, tallying his 50th in just his 44th game.

1994-95

Gm	Date	Opponent	Score
1	Jan. 22	Philadelphia	W 4-1
2	23	at NY Rangers	W 2-1
3	26	New Jersey*	W 1-0
4	28	at Philadelphia	L 1-2
5	30	Florida	L 1-2
6	Feb. 2	Ottawa	W 6-4
7	4	Hartford	W 5-4
8	7	Montreal	W 7-4
9	9	Quebec	L 3-4
10	11	Washington*	T 1-1
11	12	at Buffalo	W 2-1
12	14	at Pittsburgh	L 3-5
13	17	at Florida	W 5-4
14	18	at Tampa Bay	L 1-3

15	Feb. 22	at Hartford*	L 2-3
16	23	at New Jersey	W 3-2
17	25	at Quebec	T 1-1
18	27	at Ottawa	W 2-0
19	Mar. 2	New Jersey	W 7-2
20	4	Pittsburgh*	L 3-4
21	5	at Hartford	W 5-2
22	7	Washington	L 1-3
23	9	at Philadelphia	L 2-3
24	11	Florida	L 0-2
25	16	Montreal	W 6-0
26	18	NY Islanders	W 4-3
27	19	at New Jersey*	L 3-4
28	22	at Quebec	L 2-6
29	24	at Tampa Bay	W 4-3
30	28	Philadelphia	W 5-1
31	30	at NY Islanders	W 3-2
32	Apr. 1	NY Rangers	L 2-3
33	2	at Washington	L 1-2
34	6	Buffalo*	T 1-1
35	8	Tampa Bay	W 5-1
36	9	at Buffalo	W 6-5
37	12	Quebec	L 0-4
38	14	at NY Rangers	L 3-5
39	15	at Montreal	W 3-2
40	19	Buffalo	W 4-1
41	20	at Ottawa	W 6-5
42	23	NY Rangers	W 5-4
43	24	at NY Islanders	L 3-5
44	26	Hartford	W 1-0
45	28	at Pittsburgh	L 1-4
46	30	Pittsburgh	W 5-2
47	May 1	Ottawa	W 5-4
48	3	at Montreal	W 4-2

Player	GP	G	A	PTS	PIM
Adam Oates	48	12	41	53	8
Ray Bourque	46	12	31	43	20
Cam Neely	42	27	14	41	72
Bryan Smolinski	44	18	13	31	31
Mariusz Czerkawski	47	12	14	26	31
Mats Naslund	34	8	14	22	4
Don Sweeney	47	3	19	22	24
Ted Donato	47	10	10	20	10
Jozef Stumpel	44	5	13	18	8
Steve Heinze	36	7	9	16	23
Alexei Kasatonov	44	2	14	16	33
Brent Hughes	44	6	6	12	139
Steve Leach	36	5	6	11	68
Jon Rohloff	34	3	8	11	39
Dave Reid	38	5	5	10	10
Sandy Moger	18	2	6	8	6
Glen Murray	35	5	2	7	46
David Shaw	44	3	4	7	36
Jamie Huscroft	34	0	6	6	103
John Gruden	38	0	6	6	22
Fred Knipscheer	16	3	1	4	2
Mikko Makela	11	1	2	3	0
Daniel Lacroix	23	1	0	1	38
Brett Harkins	1	0	1	1	0
Marc Potvin	6	0	1	1	4
Blaine Lacher	35	0	1	1	4
Jeff Serowik	1	0	0	0	0
Grigori Panteleev	1	0	0	0	0
Cam Stewart	5	0	0	0	2
Craig Billington	8	0	0	0	2
Vincent Riendeau	11	0	0	0	2

Goaltender	GP	MINS	W-L-T	GA	GAA
Blaine Lacher	35	1965	19-11-2	79	2.41
Vincent Riendeau	11	565	3-6-1	27	2.87
Craig Billington	8	373	5-1-0	19	3.06

1994-95 NOTABLES:

Home Record	15-7-2
Road Record	12-11-1
Overall Record	27-18-3

- The Bruins play an Eastern Conference-only schedule as an NHL lockout limits the season to 48 games.
- Ray Bourque is named to the Second All-Star Team.
- January 22, 1995: Cam Neely scores a hat trick in a 4-1 win over Philadelphia as the Bruins open their final season in Boston Garden.
- March 30, 1995: Ray Bourque becomes just the second defenseman in NHL history to reach 900 career assists.
- May 1, 1995: The Bruins defeat Ottawa by a 5-4 score in the final regular season game in Boston Garden. Cam

Neely scores the Bruins' last regular season goal in the building with the game-winning score at 10:19 of the third period.



The Bruins played their final season in Boston Garden in 1994-95.

1995-96

Gm	Date	Opponent	Score
1	Oct. 7	NY Islanders*	T 4-4
2	9	Buffalo	W 5-3
3	11	at Colorado	L 1-3
4	12	at San Jose*	T 6-6
5	14	at Dallas	L 5-6
6	17	at St. Louis	W 7-4
7	21	at Detroit	L 2-4
8	26	Washington	L 2-4
9	28	Hartford	W 3-0
10	31	Montreal	L 1-3
11	Nov. 2	Detroit*	L 5-6
12	4	at Montreal	L 1-4
13	7	at Washington	W 4-3
14	9	Ottawa	W 4-3
15	11	Toronto	L 1-3
16	14	at Tampa Bay	L 3-5
17	16	New Jersey*	T 2-2
18	18	St. Louis	W 5-2
19	21	Winnipeg	W 5-4
20	24	Los Angeles	W 2-1
21	25	at Ottawa*	T 3-3
22	30	Pittsburgh	L 6-9
23	Dec. 2	Buffalo	W 6-4
24	3	at Philadelphia	L 1-6
25	5	Dallas	W 6-4
26	8	at Tampa Bay	L 1-3
27	9	at Florida	L 1-3
28	13	at NY Rangers	L 2-4
29	14	Florida	W 6-4
30	16	Calgary	W 6-3
31	22	at Buffalo*	W 3-2
32	23	Tampa Bay	W 7-5
33	26	at NY Islanders*	T 3-3
34	31	at Winnipeg	W 5-3
35	Jan. 2	Chicago	L 2-5
36	3	at Toronto*	T 4-4
37	6	Hartford	W 5-2
38	9	Colorado	L 0-3
39	11	Anaheim	W 7-2
40	13	New Jersey	W 3-2
41	15	Vancouver	L 0-6
42	16	at New Jersey	W 4-2
43	22	at Pittsburgh*	L 6-7
44	25	Tampa Bay	W 4-3
45	27	NY Rangers	L 3-5
46	28	at Montreal	L 4-5
47	31	at Ottawa	W 3-1
48	Feb. 1	Florida*	T 2-2
49	3	Buffalo	W 4-2
50	6	at Pittsburgh	L 5-6
51	7	at Buffalo*	L 1-2
52	10	Philadelphia	L 2-6
53	14	at Hartford	W 3-0
54	15	at Chicago	L 0-3
55	17	at Vancouver	W 4-1
56	19	at Los Angeles*	T 3-3
57	21	at Anaheim*	L 3-4
58	23	at Edmonton	W 7-4
59	24	at Calgary	W 2-1
60	27	Edmonton*	L 3-4
61	28	at NY Rangers	W 3-1
62	Mar. 2	Washington	L 0-2



REGULAR SEASON SCORING & RESULTS

63	Mar.	5	at NY Islanders	L	3-5
64		7	NY Islanders	W	4-3
65		9	Philadelphia	W	3-2
66		10	at Florida	W	4-1
67		14	Pittsburgh	W	4-2
68		15	at Washington	W	5-2
69		18	San Jose*	T	3-3
70		20	at New Jersey	W	2-1
71		21	Ottawa	W	3-1
72		23	NY Rangers	L	4-5
73		27	at Hartford*	W	6-5
74		28	Montreal*	L	3-4
75		31	at Buffalo	W	6-5
76	Apr.	1	at Ottawa*	T	1-1
77		3	at Montreal	W	4-1
78		4	Montreal*	T	3-3
79		7	at Philadelphia	W	4-2
80		11	Hartford	W	3-2
81		13	at Hartford	L	0-2
82		14	Pittsburgh	W	6-5

Player	GP	G	A	PTS	PIM
Adam Oates	70	25	67	92	18
Ray Bourque	82	20	62	82	58
Rick Tocchet/Los Angeles	44	13	23	36	117
/Boston	27	16	8	24	64
/Total	71	29	31	60	181
Jozef Stumpel	76	18	36	54	14
Shawn McEachern	82	24	29	53	34
Ted Donato	82	23	26	49	46
Cam Neely	49	26	20	46	31
Todd Elik	59	13	33	46	40
Dave Reid	63	23	21	44	4
Sandy Moger	80	15	14	29	65
Steve Heinze	76	16	12	28	43
Don Sweeney	77	4	24	28	42
Kevin Stevens	41	10	13	23	49
Steve Leach	59	9	13	22	86
Kyle McLaren	74	5	12	17	73
Tim Sweeney	41	8	8	16	14
Joe Mullen	37	8	7	15	0
Rick Zombo	67	4	10	14	53
Jon Rohloff	79	1	12	13	59
Ron Sutter	18	5	7	12	24
Mariusz Czerkawski	33	5	6	11	10
Dean Chynoweth/Islanders	14	0	1	1	40
/Boston	35	2	5	7	88
/Total	49	2	6	8	128
Clayton Beddoes	39	1	6	7	44
Philip Von Stefenelli	27	0	4	4	16
Bill Ranford	40	0	2	2	0
Alexei Kasatonov	19	1	0	1	12
Robbie Tallas	1	0	0	0	0
Ryan Hughes	3	0	0	0	0
Andre Roy	3	0	0	0	0
Cam Stewart	6	0	0	0	0
Mark Cornforth	6	0	0	0	4
Davis Payne	7	0	0	0	7
Kevin Sawyer/St. Louis	6	0	0	0	23
/Boston	2	0	0	0	5
/Total	8	0	0	0	28
Scott Bailey	11	0	0	0	0
Blaine Lacher	12	0	0	0	4
Steve Staios	12	0	0	0	4
John Gruden	14	0	0	0	4
Marc Potvin	27	0	0	0	12
Craig Billington	27	0	0	0	2

Goaltender	GP	MINS	W-L-T	GA	GAA
Bill Ranford	40	2308	21-12-4	109	2.83
Robbie Tallas	1	60	1-0-0	3	3.00
Scott Bailey	11	571	5-1-2	31	3.26
Craig Billington	27	1380	10-13-3	79	3.43
Blaine Lacher	12	671	3-5-2	44	3.93

1995-96 NOTABLES:

Home Record	22-14-5
Road Record	18-17-6
Overall Record	40-31-11

- The Bruins play their first season at the state-of-the-art FleetCenter.
- Ray Bourque earns his 12th First Team All-Star berth.
- October 7, 1995: Cam Neely scores an opening-night hat trick for the second straight season as the Bruins earn a 4-4 tie in their first game at FleetCenter. Sandy Moger scores the first goal in the building at 10:40 of the first period.

- October 17, 1995: Harry Sinden becomes the first General Manager in NHL history with 1,000 career wins with a 7-4 victory at St. Louis.
- December 14, 1995: Adam Oates ties a club record with four goals in a 4-1=5 night vs. Florida.
- April 3, 1996: The Bruins clinch their NHL-record 29th consecutive winning season with a 4-1 win at Montreal.



Harry Sinden became the first General Manager in NHL history to reach 1,000 victories with a 7-4 win in St. Louis on October 17, 1995.

1996-97

Gm	Date	Opponent	Score
1	Oct. 5	NY Rangers*	T 4-4
2	7	Phoenix	L 2-5
3	12	at San Jose	W 5-3
4	14	at Vancouver*	W 5-4
5	17	at Los Angeles	L 2-4
6	20	at Anaheim	W 5-1
7	24	Toronto	L 1-2
8	26	Detroit	L 1-2
9	29	New Jersey	W 5-2
10	31	Hartford*	T 4-4
11	Nov. 2	NY Rangers	L 2-5
12	4	Los Angeles*	T 4-4
13	6	at Hartford	L 1-5
14	7	Edmonton	L 0-6
15	9	at Ottawa	W 4-3
16	14	Pittsburgh*	W 2-1
17	18	San Jose	W 4-2
18	19	at Washington*	T 2-2
19	21	Montreal	L 2-6
20	23	Buffalo*	L 2-3
21	26	Philadelphia	W 2-0
22	29	Vancouver	W 7-2
23	30	at Pittsburgh	L 2-6
24	Dec. 4	at Montreal	W 4-3
25	5	Hartford	L 2-4
26	7	Calgary*	T 1-1
27	9	Anaheim	L 2-5
28	12	New Jersey	L 4-7
29	14	Buffalo	L 0-4
30	15	at Philadelphia	L 0-6
31	17	at Pittsburgh	W 6-4
32	19	Tampa Bay	W 3-0
33	21	Washington	W 4-3
34	23	Chicago*	T 3-3
35	27	at Dallas	L 4-6
36	29	at St. Louis	L 2-4
37	Jan. 1	at Ottawa	L 2-3
38	2	at Hartford*	W 5-4
39	4	Dallas	W 3-2
40	7	at Philadelphia	L 3-7
41	9	Montreal	W 5-4
42	11	at Montreal	L 3-6
43	13	Ottawa	L 3-4
44	14	at New Jersey	L 2-4
45	20	Washington	L 2-3
46	22	at Ottawa	W 4-1
47	23	Florida	L 1-4
48	25	Colorado	W 4-1
49	30	at Florida	L 1-3
50	Feb. 1	at Tampa Bay	W 3-0
51	2	at NY Rangers	W 3-2
52	4	Ottawa	L 3-4
53	6	Hartford	L 3-5
54	8	St. Louis*	T 3-3
55	11	at Calgary	L 1-5
56	12	at Edmonton	L 3-4
57	15	at Phoenix*	L 4-5

58	Feb.	18	at Colorado*	L	2-3
59		20	at Chicago	L	3-5
60		23	at Buffalo	L	1-5
61		24	at Washington*	T	3-3
62		27	Tampa Bay	W	6-2
63	Mar.	1	Philadelphia*	T	5-5
64		3	at Toronto	L	2-4
65		6	at NY Islanders	L	2-5
66		8	at Tampa Bay	W	6-4
67		9	at Florida	W	3-1
68		12	at Hartford	L	3-6
69		13	Montreal	L	0-3
70		15	NY Islanders	W	5-2
71		17	at Buffalo	L	1-5
72		19	at Detroit	L	1-4
73		22	Ottawa	L	4-5
74		24	at Montreal	L	1-3
75		27	NY Islanders	L	3-6
76		29	at NY Islanders	L	2-8
77	Apr.	3	at NY Rangers	L	4-5
78		5	Florida	W	4-2
79		8	at Pittsburgh	L	1-3
80		10	Buffalo	L	1-5
81		11	at New Jersey	L	0-2
82		13	Pittsburgh	W	7-3

Player	GP	G	A	PTS	PIM
Jozef Stumpel	78	21	55	76	14
Adam Oates	63	18	52	70	10
Ted Donato	67	25	26	51	37
Ray Bourque	62	19	31	50	18
Jason Allison/Washington	53	5	17	22	25
/Boston	19	3	9	12	9
/Total	72	8	26	34	34
Rick Tocchet	40	16	14	30	67
Rob DiMaio	72	13	15	28	82
Don Sweeney	82	3	23	26	39
Steve Heinze	30	17	8	25	27
Jean-Yves Roy	52	10	15	25	22
Tim Sweeney	36	10	11	21	14
Landon Wilson/Colorado	9	1	2	3	23
/Boston	40	7	10	17	49
/Total	49	8	12	20	72
Anson Carter/Washington	19	3	2	5	7
/Boston	19	8	5	13	2
/Total	38	11	7	18	9
Sheldon Kennedy	56	8	10	18	30
Barry Richter	50	5	13	18	32
Brett Harkins	44	4	14	18	8
Todd Elik	13	4	12	16	16
Jeff Odgers	80	7	8	15	197
Troy Mallette	68	6	8	14	155
Kyle McLaren	58	5	9	14	54
Sandy Moger	34	10	3	13	45
Steve Staios	54	3	8	11	71
Mattias Timander	41	1	8	9	14
Jon Rohloff	37	3	5	8	31
Trent McCleary	59	3	5	8	33
Bob Beers	27	3	4	7	8
Clayton Beddoes	21	1	2	3	13
Dean Chynoweth	57	0	3	3	171
Anders Myrvold	9	0	2	2	4
Andre Roy	10	0	2	2	12
Yevgeny Shalabyin	3	1	0	1	0
Davis Payne	15	0	1	1	4
Cam Stewart	15	0	1	1	4
Randy Robitaille	1	0	0	0	0
Kevin Sawyer	2	0	0	0	0
Tim Cheveldae	2	0	0	0	0
P. C. Drouin	3	0	0	0	0
Paxton Schafer	3	0	0	0	0
David Emma	5	0	0	0	0
Scott Bailey	8	0	0	0	0
Robbie Tallas	28	0	0	0	0
Dean Malkoc	33	0	0	0	70
Bill Ranford	37	0	0	0	0
Jim Carey	19	0	0	0	0

Goaltender	GP	MINS	W-L-T	GA	GAA
Tim Cheveldae	2	93	0-1-0	5	3.23
Robbie Tallas	28	1245	8-12-1	69	3.33
Bill Ranford	37	2148	12-16-8	125	3.49
Scott Bailey	8	394	1-5-0	24	3.65
Jim Carey	19	1005	5-13-0	64	3.82
Paxton Schafer	3	77	0-0-0	6	4.68



REGULAR SEASON SCORING & RESULTS

1996-97 NOTABLES:

Home Record	14-20-7
Road Record	12-27-2
Overall Record	26-47-9

- The Bruins miss the post-season for the first time since 1966-67, ending their NHL record of 29 consecutive playoff appearances. Their streak of 29 straight seasons with a winning record is also snapped.
- February 1, 1997: Ray Bourque has a goal and two assists in a 3-0 win in Tampa Bay to become the club's all-time scoring leader with 1,340 points.
- March 27, 1997: Ray Bourque becomes just the fifth player in NHL history to record 1,000 assists and is the first to accomplish it with one team.



Ray Bourque became the team's all-time scoring leader on February 1, 1997 in Tampa Bay. He is shown here with John Bucyk, who had held the record since 1967.

1997-98

Gm	Date	Opponent	Score
1	Oct. 2	Los Angeles	W 6-5
2	4	Montreal	L 1-4
3	7	at Colorado	L 2-3
4	8	at Phoenix*	W 3-2
5	11	at San Jose	L 2-5
6	13	at Anaheim	W 3-0
7	15	at Los Angeles	W 5-3
8	17	at Vancouver	W 2-0
9	18	at Calgary	W 3-0
10	21	at Edmonton	W 2-1
11	23	Tampa Bay*	T 2-2
12	25	Florida	L 4-5
13	30	Anaheim	L 0-3
14	Nov. 1	Edmonton	W 3-1
15	2	at Ottawa	W 3-1
16	6	Washington	W 2-0
17	8	at New Jersey	L 0-2
18	12	at Dallas*	T 3-3
19	13	at St. Louis	T 2-4
20	15	Ottawa*	L 3-3
21	17	at Ottawa	W 4-2
22	19	at Pittsburgh*	T 3-3
23	20	Buffalo	L 0-5
24	22	Dallas	L 0-2
25	26	at Florida	L 5-10
26	28	Vancouver	L 2-5
27	29	Washington*	T 1-1
28	1	at Carolina	L 1-3
29	3	at Philadelphia	W 3-0
30	6	Carolina	W 4-1
31	11	Buffalo	W 2-1
32	13	Montreal	W 4-2
33	15	at Florida	W 6-2
34	17	at Tampa Bay	L 0-2
35	18	at Philadelphia*	T 2-2
36	20	NY Islanders	L 3-4
37	22	Detroit	L 2-4
38	27	at Tampa Bay	W 3-1
39	28	at NY Rangers	L 3-4
40	31	at Toronto*	T 2-2
41	Jan. 1	Ottawa*	T 0-0
42	3	San Jose	W 3-0
43	7	at Montreal*	W 2-1
44	8	Phoenix	W 5-2
45	12	New Jersey*	T 1-1
46	14	Pittsburgh	W 5-2
47	21	at Montreal	L 2-4

48	Jan. 24	at Pittsburgh	L 2-4
49	25	at Washington	L 1-4
50	27	Ottawa	W 6-1
51	29	Pittsburgh	L 2-4
52	31	NY Rangers	W 4-2
53	Feb. 1	at NY Islanders*	T 2-2
54	4	at Buffalo*	T 2-2
55	5	St. Louis	L 1-3
56	7	Carolina	L 1-3
57	26	Buffalo*	T 1-1
58	28	Pittsburgh	W 6-2
59	Mar. 1	at NY Islanders	W 5-4
60	3	at Washington	W 3-0
61	5	at New Jersey*	T 1-1
62	7	Chicago	L 1-2
63	10	at Detroit	W 6-3
64	12	Calgary	L 2-5
65	14	NY Rangers	W 5-1
66	16	Tampa Bay*	W 4-3
67	19	Toronto	W 4-0
68	21	at Buffalo	W 2-1
69	22	at Chicago	L 0-1
70	26	Philadelphia	W 4-2
71	28	Florida*	L 2-3
72	30	Colorado	W 4-1
73	Apr. 1	at NY Rangers	W 4-2
74	3	at Buffalo	L 4-5
75	6	Carolina	L 0-3
76	7	at Ottawa	W 4-2
77	9	NY Islanders	W 4-1
78	11	New Jersey	L 2-3
79	13	at Carolina	W 3-2
80	15	at Montreal	W 6-2
81	18	at Pittsburgh	L 2-5
82	19	Philadelphia	W 2-1

Player	GP	G	A	PTS	PIM
Jason Allison	81	33	50	83	60
Dmitri Khristich	82	29	37	66	42
Ray Bourque	82	13	35	48	80
Sergei Samsonov	81	22	25	47	8
Steve Heinze	61	26	20	46	54
Anson Carter	78	16	27	43	31
Ted Donato	79	16	23	39	54
Tim Taylor	79	20	11	31	57
Rob DiMaio	79	10	17	27	82
P.J. Axelsson	82	8	19	27	38
Kyle McLaren	66	5	20	25	56
Grant Ledyard/Vancouver	49	2	13	15	14
/Boston	22	2	7	9	6
/Total	71	4	20	24	20
Dave Ellett	82	3	20	23	67
Mike Sullivan	77	5	13	18	34
Don Sweeney	59	1	15	16	24
Darren Van Impe/Anaheim	19	1	3	4	4
/Boston	50	2	8	10	36
/Total	69	3	11	14	40
Joe Thornton	55	3	4	7	19
Hal Gill	68	2	4	6	47
Landon Wilson	28	1	5	6	7
Byron Dafoe	65	0	3	3	2
Shawn Bates	13	2	0	2	2
Mattias Timander	23	1	1	2	6
Dean Malkoc	40	1	0	1	86
Cameron Mann	9	0	1	1	4
Ken Baumgartner	82	0	1	1	199
Joel Prpic	1	0	0	0	2
Jean-Yves Roy	2	0	0	0	0
Dean Chynoweth	2	0	0	0	0
Robert Lang	3	0	0	0	2
Randy Robitaille	4	0	0	0	0
Kirk Nielsen	6	0	0	0	0
Jim Carey	10	0	0	0	0
Robbie Tallas	14	0	0	0	0

Goaltender	GP	MINS	W-L-T	GA	GAA
Robbie Tallas	14	788	6-3-3	24	1.83
Byron Dafoe	65	3693	30-25-9	138	2.24
Jim Carey	10	496	3-2-1	24	2.90


1997-98 NOTABLES:

Home Record	19-16-6
Road Record	20-14-7
Overall Record	39-30-13

- Sergei Samsonov wins the Calder Trophy as the league's top rookie.
- Pat Burns wins the Adams Trophy as the NHL's top

coach.

- Jason Allison finishes ninth in the Art Ross scoring race.
- January 1, 1998: The Bruins and Senators play to a 0-0 tie, the first scoreless tie for Boston since March 11, 1970 in Chicago and the first on home ice since November 13, 1955 vs. Detroit.



Sergei Samsonov won the Calder Trophy in 1997-98.

1998-99

Gm	Date	Opponent	Score
1	Oct. 10	St. Louis*	T 3-3
2	12	NY Islanders	W 3-0
3	14	at Colorado	W 3-0
4	16	at Los Angeles*	L 1-2
5	18	at San Jose	W 3-0
6	19	at Phoenix	L 1-3
7	21	at Anaheim	L 0-3
8	24	at New Jersey	L 1-3
9	28	at Montreal	W 9-2
10	29	Montreal*	T 1-1
11	31	Carolina	L 0-2
12	Nov. 3	at Buffalo	L 2-4
13	5	Toronto	W 4-1
14	7	at Pittsburgh*	T 0-0
15	8	at Carolina	W 5-2
16	13	at NY Rangers*	T 3-3
17	14	Dallas	L 1-3
18	19	Florida*	T 5-5
19	21	Washington*	W 5-4
20	24	at Tampa Bay	W 4-1
21	25	at Florida	W 1-0
22	27	Montreal	W 5-1
23	Dec. 1	Vancouver*	T 1-1
24	5	Pittsburgh	W 2-1
25	10	at Carolina	W 3-2
26	12	Buffalo	L 1-4
27	16	at Detroit	L 3-5
28	17	Ottawa	W 5-2
29	19	Detroit	W 4-1
30	21	Tampa Bay	W 3-2
31	23	Philadelphia	L 1-2
32	26	at NY Islanders	L 2-4
33	28	at Washington	L 1-5
34	30	at Nashville	W 5-2
35	31	at Dallas	L 1-6
36	Jan. 2	Anaheim	W 2-1
37	4	Calgary	W 5-1
38	7	Toronto	W 2-1
39	9	at Toronto	L 3-6
40	15	at Buffalo	L 1-2
41	16	Tampa Bay*	T 2-2
42	18	Nashville	W 8-1
43	21	Ottawa	L 1-3
44	26	at NY Islanders	L 1-4
45	28	New Jersey	L 0-2
46	30	at Pittsburgh	L 2-5
47	31	Carolina*	T 0-0
48	Feb. 2	Colorado	L 2-3
49	4	NY Islanders	L 4-5
50	6	at Philadelphia*	T 2-2
51	7	NY Rangers	W 3-2
52	9	at Edmonton	W 2-0
53	12	at Calgary	L 3-4
54	13	at Vancouver	L 1-3
55	18	at Ottawa	L 0-2
56	21	at Chicago	W 6-3
57	23	Ottawa	W 5-2
58	25	New Jersey*	T 3-3
59	27	Washington	W 4-3
60	Mar. 2	Phoenix	W 3-2



REGULAR SEASON SCORING & RESULTS

61	Mar.	3	at Carolina	L	1-2
62		5	at New Jersey	W	4-1
63		7	NY Rangers	L	1-3
64		9	Florida	W	2-0
65		12	at NY Rangers	W	5-4
66		13	at Buffalo	L	1-3
67		17	at Toronto	W	4-1
68		20	San Jose*	T	2-2
69		21	at Washington	W	4-1
70		24	at Ottawa	W	3-0
71		25	Chicago*	T	3-3
72		27	at Toronto*	T	2-2
73		30	Los Angeles*	L	1-2
74	Apr.	1	at Montreal	W	3-2
75		3	Philadelphia	W	3-0
76		5	Montreal	W	3-0
77		7	at Florida	W	5-2
78		8	at Tampa Bay	L	0-3
79		10	Tampa Bay	W	3-2
80		15	Pittsburgh	W	4-2
81		17	Buffalo*	W	2-1
82		18	at Philadelphia	L	1-3

Player	GP	G	A	PTS	PIM
Jason Allison	82	23	53	76	68
Dmitri Khristich	79	29	42	71	48
Ray Bourque	81	10	47	57	34
Sergei Samsonov	79	25	26	51	18
Joe Thornton	81	16	25	41	69
Anson Carter	55	24	16	40	22
Steve Heinze	73	22	18	40	30
Kyle McLaren	52	6	18	24	48
Rob DiMaio	71	7	14	21	95
Darren Van Impe	60	5	15	20	66
P.J.Axelsson	77	7	10	17	18
Peter Ferraro	46	6	8	14	44
Grant Ledyard	47	4	8	12	33
Don Sweeney	81	2	10	12	64
Tim Taylor	49	4	7	11	55
Hal Gill	80	3	7	10	63
Shawn Bates	33	5	4	9	2
Chris Taylor	37	3	5	8	12
Cameron Mann	33	5	2	7	17
Ken Belanger/NY Islanders	9	1	1	2	30
/Boston	45	1	4	5	152
/Total	54	2	5	7	182
Landon Wilson	22	3	3	6	17
Mattias Timander	22	0	6	6	10
Dave Ellett	54	0	6	6	25
Ted Donato	14	1	3	4	4
Ken Baumgartner	69	1	3	4	119
Antti Laaksonen	11	1	2	3	2
Randy Robitaille	4	0	2	2	0
Byron Dafoe	68	0	2	2	25
Andre Savage	6	1	0	1	0
Eric Nickulas	2	0	0	0	0
Peter Nordstrom	2	0	0	0	0
Dennis Vaske	3	0	0	0	6
Jonathan Girard	3	0	0	0	0
Terry Virtue	4	0	0	0	0
Jay Henderson	4	0	0	0	2
Brandon Smith	5	0	0	0	0
Marquis Mathieu	9	0	0	0	8
Robbie Tallas	17	0	0	0	0

Goaltender	GP	MINS	W-L-T	GA	GAA
Byron Dafoe	68	4002	32-23-11	133	1.99
Robbie Tallas	17	987	7-7-2	43	2.61



Byron Dafoe had ten shutouts in 1998-99.

1998-99 NOTABLES:

Home Record 22-10-9
 Road Record 17-20-4
 Overall Record 39-30-13

- Ray Bourque and Byron Dafoe each earn Second Team All-Star honors.
- November 7, 1998: The Bruins and Penguins play to a 0-0 tie, Boston's first road scoreless tie since March 11, 1970 in Chicago.
- December 19, 1998: Ray Bourque has three assists in a 4-1 win over Detroit and passes Gordie Howe into third place on the NHL's all-time assists list with 1,052 career.
- January 31, 1999: The Bruins and Hurricanes play to a 0-0 tie. It is the first time since 1955 (Oct. 22 at Detroit and Nov. 13 vs. Detroit) that the Bruins have two scoreless ties in one season.
- March 13, 1999: Ray Bourque becomes Boston's all-time games played leader with the game in Buffalo his 1,437th Bruins game.

1999-2000

Gm	Date	Opponent	Score
1	Oct. 2	Carolina	L 1-3
2		at Toronto	L 0-4
3		at Ottawa	L 3-4
4		Philadelphia*	T 1-1
5		Colorado*	T 3-3
6		at Colorado	L 1-2
7		at Dallas*	T 2-2
8		at Phoenix	L 1-2
9		at Los Angeles*	T 2-2
10		at San Jose	W 3-1
11		at Anaheim	W 3-2
12		Tampa Bay	W 7-3
13		Buffalo	W 3-0
14	Nov. 4	New Jersey	W 3-1
15		Atlanta	W 4-2
16		at Buffalo	L 2-6
17		Toronto*	W 4-3
18		at NY Rangers	W 5-2
19		at New Jersey*	T 2-2
20		NY Rangers	W 5-3
21		Washington	L 0-3
22		at Carolina	W 2-1
23		at Nashville	W 5-2
24		Vancouver*	T 2-2
25		NY Islanders	L 1-2
26	Dec. 2	at Washington*	T 2-2
27		Chicago	L 3-9
28		Edmonton*	T 2-2
29		Detroit	L 4-5
30		Phoenix	W 2-0
31		at Pittsburgh	L 2-4
32		at Atlanta	W 3-1
33		at St. Louis	L 0-4
34		Nashville	L 1-3
35		Montreal*	T 3-3
36		at NY Islanders	L 0-3
37		at New Jersey*	O 4-5
38		at Ottawa*	O 4-5
39	Jan. 1	New Jersey*	T 2-2
40		at NY Islanders	W 7-3
41		Carolina	L 3-7
42		NY Islanders	L 2-5
43		Toronto	L 2-3
44		Buffalo*	T 0-0
45		at Montreal*	T 2-2
46		Atlanta*	T 3-3
47		at Atlanta	W 4-3
48		at Tampa Bay	W 4-2
49		at Florida*	O 3-4
50		Calgary*	O 3-4
51		Buffalo	W 1-0
52		Anaheim	L 2-4
53	Feb. 1	at Ottawa*	T 4-4
54		Toronto	W 4-2
55		Washington*	T 2-2
56		at NY Rangers	L 2-5
57		Florida	L 1-5
58		at Toronto*	T 3-3
59		at Vancouver	L 2-5
60		at Edmonton	L 2-4
61		at Washington	W 3-0
62		at Pittsburgh*	T 2-2

63	Feb.	29	Ottawa	L	3-5
64	Mar.	2	Montreal	L	2-5
65		4	Philadelphia	L	0-3
66		6	Ottawa	L	1-5
67		8	at Buffalo*	O	1-2
68		10	at Carolina	W	5-3
69		11	at Montreal	W	5-3
70		16	at Chicago*	O	4-5
71		18	Pittsburgh	W	3-2
72		19	at Philadelphia	L	2-6
73		21	Tampa Bay	W	4-0
74		23	Florida	L	1-3
75		25	Los Angeles*	T	4-4
76		29	at Montreal	L	3-4
77		30	St. Louis	L	2-3
78	Apr.	1	NY Rangers*	T	2-2
79		4	at Tampa Bay	L	4-5
80		5	at Florida	L	3-6
81		8	at Philadelphia	L	0-3
82		9	Pittsburgh	W	3-1

Player	GP	G	A	PTS	PIM
Joe Thornton	81	23	37	60	82
Anson Carter	59	22	25	47	14
Sergei Samsonov	77	19	26	45	4
Ray Bourque	65	10	28	38	22
Dave Andreychuk	63	19	14	33	28
Brian Rolston/New Jersey	11	3	1	4	0
/Colorado	50	8	10	18	12
/Boston	16	5	4	9	6
/Total	77	16	15	31	18
Jason Allison	37	10	18	28	20
Darren Van Impe	79	5	23	28	73
P.J.Axelsson	81	10	16	26	24
Steve Heinze	75	12	13	25	36
Rob DiMaio	50	5	16	21	42
Mike Knuble/NY Rangers	59	9	5	14	18
/Boston	14	3	3	6	8
/Total	73	12	8	20	26
Andre Savage	43	7	13	20	10
Kyle McLaren	71	8	11	19	67
Mikko Eloranta	50	6	12	18	36
Joe Murphy	26	7	7	14	41
Don Sweeney	81	1	13	14	48
Cameron Mann	32	8	4	12	13
Shawn Bates	44	5	7	12	14
Hal Gill	81	3	9	12	51
Eric Nickulas	20	5	6	11	12
Antti Laaksonen	27	6	3	9	2
Mattias Timander	60	0	8	8	22
Brandon Smith	22	2	4	6	10
Marty McSorley	27	2	3	5	62
Joe Hulbig	24	2	2	4	8
Ken Belanger	37	2	2	4	44
Jay Henderson	16	1	3	4	9
Landon Wilson	40	1	3	4	18
Jonathan Girard	23	1	2	3	2
Joel Prpic	14	0	3	3	0
Marquis Mathieu	6	0	2	2	4
Peter Ferraro	5	0	1	1	0
Sean Pronger	11	0	1	1	13
John Grahame	24	0	1	1	8
Aaron Downey	1	0	0	0	0
Johnathan Aitken	3	0	0	0	0
Jeff Zehr	4	0	0	0	2
Nick Boynton	5	0	0	0	0
Robbie Tallas	27	0	0	0	6
Byron Dafoe	41	0	0	0	0

Goaltender	GP	MINS	W-L-T	GA	GAA
John Grahame	24	1344	7-10-5	55	2.46
Byron Dafoe	41	2307	13-16-10	114	2.96
Robbie Tallas	27	1363	4-13-4	72	3.17

1999-2000 NOTABLES:

Home Record 12-17-11-1
 Road Record 12-16-8-5
 Overall Record 24-33-19-6

- October 2, 1999: Ray Bourque scores against Carolina to become the NHL's all-time goal leader among defensemen with 386.
- October 9, 1999: The Bruins play their first game with a four-on-four overtime format in a 1-1 tie with Philadelphia.
- October 28, 1999: Dave Andreychuk ties a club record with four goals in a 7-3 win over Tampa Bay.
- January 1, 2000: Ray Bourque becomes just the fifth player in NHL history to play in four decades.



REGULAR SEASON SCORING & RESULTS

- February 25, 2000: Ray Bourque scores his tenth goal of the season in Washington. It is his 21st straight season with ten-or-more goals.
- March 4, 2000: Ray Bourque plays his final game in a Boston uniform, a 3-0 loss to Philadelphia.



Dave Andreychuk, who tied a club record on October 28, 1999, was the last Bruin to score four goals in a game.

2000-01

Gm	Date	Opponent	Score
1	Oct. 5	Ottawa*	T 4-4
2	7	at Philadelphia	W 5-1
3	9	Florida	W 4-2
4	11	at Anaheim*	W 3-2
5	13	at Los Angeles	L 0-5
6	14	at San Jose	L 2-5
7	17	at Edmonton	L 1-6
8	20	at Calgary	L 2-3
9	26	Washington	W 4-1
10	28	Toronto*	O 1-2
11	30	at NY Rangers	L 1-5
12	31	at NY Islanders	L 2-4
13	Nov. 2	Chicago	W 5-4
14	4	Atlanta	L 3-8
15	5	at Toronto	L 1-7
16	9	Ottawa	W 2-1
17	11	Nashville*	T 2-2
18	16	New Jersey*	O 2-3
19	18	Minnesota	L 1-6
20	21	at Ottawa	L 1-2
21	22	at Detroit	W 5-4
22	24	Carolina	L 1-3
23	26	Los Angeles*	T 4-4
24	28	Pittsburgh	W 3-1
25	Dec. 1	at Washington	L 2-3
26	2	Washington	L 0-2
27	4	at Atlanta	L 4-5
28	6	at Pittsburgh	W 3-2
29	8	at Columbus*	O 2-3
30	9	NY Rangers	W 5-4
31	12	Buffalo	L 0-3
32	16	Carolina	W 4-1
33	19	Philadelphia*	T 4-4
34	21	Toronto	W 4-0
35	23	Detroit*	O 1-2
36	27	at NY Islanders	W 5-2
37	29	at Florida	L 0-3
38	30	at Tampa Bay*	T 1-1
39	Jan. 1	at Buffalo	W 4-3
40	5	at Washington*	T 1-1
41	6	Dallas	L 0-4
42	9	Pittsburgh	W 5-2
43	10	at Montreal	W 2-1
44	13	NY Rangers	W 4-1
45	16	at New Jersey	W 5-4
46	18	at Carolina	L 2-4
47	19	at Nashville*	O 0-1
48	22	Florida	L 2-3
49	24	at Toronto	W 2-1
50	26	at Buffalo	W 2-1
51	27	New Jersey*	W 4-3
52	30	St. Louis	W 5-1
53	Feb. 1	Montreal	L 0-3
54	6	Philadelphia	W 4-3
55	9	at Atlanta	L 1-5
56	10	Tampa Bay	W 6-2
57	15	at Tampa Bay	W 6-3
58	16	at Florida	L 1-2
59	18	at Carolina	L 4-5

60	Feb. 21	at Colorado	L 2-8
61	23	at Dallas*	O 4-5
62	24	at St. Louis*	O 2-3
63	27	Phoenix	W 7-4
64	Mar. 1	Tampa Bay	W 3-1
65	3	San Jose	W 3-2
66	5	at Philadelphia	L 4-6
67	6	Buffalo	L 1-3
68	8	Ottawa	L 3-5
69	10	Atlanta	L 5-7
70	15	Vancouver*	T 2-2
71	17	at Montreal	W 3-2
72	20	at Pittsburgh*	T 2-2
73	22	Montreal*	W 3-2
74	24	Colorado	L 2-4
75	25	at NY Rangers	W 3-2
76	28	at Toronto	W 3-0
77	30	at Ottawa*	O 4-5
78	31	NY Islanders	W 4-2
79	Apr. 2	Montreal*	W 3-2
80	4	at Buffalo	W 3-2
81	6	at New Jersey	L 2-5
82	7	NY Islanders	W 4-2



Jason Allison led the team in scoring in 2000-01 for the third time in four years.

Player	GP	G	A	PTS	PIM
Jason Allison	82	36	59	95	85
Bill Guerin/Edmonton	21	12	10	22	18
/Boston	64	28	35	63	122
/Total	85	40	45	85	140
Sergei Samsonov	82	29	46	75	18
Joe Thornton	72	37	34	71	107
Brian Rolston	77	19	39	58	28
Andrei Kovalenko	76	16	21	37	27
Eric Weinrich/Montreal	60	6	19	25	34
/Boston	22	1	5	6	10
/Total	82	7	24	31	44
Mikko Eloranta	62	12	11	23	38
P.J. Axelsson	81	8	15	23	27
Mike Knuble	82	7	13	20	37
Dixon Ward	63	5	13	18	65
Kyle McLaren	58	5	12	17	53
Jonathan Girard	31	3	13	16	14
Darren Van Impe	31	3	10	13	41
Don Sweeney	72	2	10	12	26
Hal Gill	80	1	10	11	71
Jarno Kultanen	62	2	8	10	26
Patrick Traverse	37	2	6	8	14
Peter Popovic	60	1	6	7	48
Andrei Nazarov/Anaheim	16	1	0	1	29
/Boston	63	1	4	5	200
/Total	79	2	4	6	229
Shawn Bates	45	2	3	5	26
Ken Belanger	40	2	2	4	121
Cameron Mann	15	1	3	4	6
Paul Coffey	18	0	4	4	30
Lee Goren	21	2	0	2	7
Samuel Pahlsson	17	1	1	2	6
Zdenek Kutlak	10	0	2	2	4
Byron Dafoe	45	0	2	2	6
Brandon Smith	3	1	0	1	0
Eric Manlow	8	0	1	1	2
Marquis Mathieu	1	0	0	0	2
Nick Boynton	1	0	0	0	0
Andre Savage	1	0	0	0	0
Kay Whitmore	5	0	0	0	0
Joe Hulbig	7	0	0	0	4
Eric Nickulas	7	0	0	0	4
Pavel Kolarik	10	0	0	0	4
John Grahame	10	0	0	0	2
Jay Henderson	13	0	0	0	26
Andrew Raycroft	15	0	0	0	0

Peter Skudra	25	0	0	0	0
Goaltender	GP	MINS	W-L-T	GA	GAA
Byron Dafoe	45	2536	22-14-7	101	2.39
Andrew Raycroft	15	649	4-6-0	32	2.96
Peter Skudra	25	1116	6-12-1	62	3.33
John Grahame	10	471	3-4-0	28	3.57
Kay Whitmore	5	203	1-2-0	18	5.32

2000-01 NOTABLES:

Home Record	21-12-5-3
Road Record	15-18-3-5
Overall Record	36-30-8-8

- Jason Allison finishes fifth overall in the league's scoring race.

2001-02

Gm	Date	Opponent	Score
1	Oct. 4	Anaheim	W 4-2
2	6	Atlanta*	W 4-3
3	8	Washington	W 4-0
4	10	at Minnesota	L 1-2
5	13	at San Jose	L 2-3
6	16	at Phoenix*	T 1-1
7	17	at Anaheim*	T 2-2
8	20	at Nashville	W 2-1
9	23	at Toronto	L 0-2
10	25	Toronto*	W 2-1
11	27	NY Rangers*	O 1-2
12	28	at Chicago*	T 3-3
13	30	New Jersey*	O 3-4
14	Nov. 3	at New Jersey	W 2-1
15	6	Edmonton*	W 1-0
16	8	Minnesota	L 3-5
17	10	Columbus	L 1-5
18	13	Montreal	W 5-3
19	15	New Jersey*	W 5-4
20	17	Buffalo	W 3-1
21	20	at Montreal	L 2-3
22	23	Vancouver	W 3-2
23	24	at Toronto	L 0-2
24	27	Tampa Bay	W 6-3
25	29	at Philadelphia*	W 3-2
26	Dec. 1	at Ottawa*	O 1-2
27	4	at Atlanta	W 3-2
28	6	Pittsburgh	L 1-4
29	8	Buffalo	W 4-2
30	12	at Pittsburgh	W 4-2
31	13	at Washington	L 1-2
32	15	Philadelphia	L 2-5
33	18	Atlanta*	O 2-3
34	20	Montreal	W 5-0
35	22	at NY Islanders	W 4-2
36	26	Ottawa	W 3-2
37	28	at Florida	W 7-1
38	29	at Tampa Bay*	W 5-4
39	31	at Dallas	L 1-2
40	Jan. 2	at Carolina	W 6-3
41	3	Toronto	L 1-2
42	5	Washington	W 7-4
43	8	at Pittsburgh	W 3-2
44	10	Los Angeles	W 5-0
45	12	NY Islanders	L 4-5
46	14	at Washington*	O 0-1
47	17	Ottawa	W 5-2
48	19	at St. Louis*	O 1-2
49	21	St. Louis*	O 3-4
50	23	at NY Rangers	L 4-8
51	24	at Ottawa	L 3-4
52	26	Florida	W 4-2
53	28	Chicago	W 2-1
54	30	at Montreal*	W 4-3
55	Feb. 4	at Columbus	W 8-0
56	5	Buffalo*	T 2-2
57	9	Florida	W 4-1
58	11	at Colorado	L 2-5
59	12	at Vancouver*	W 2-1
60	26	at NY Islanders*	T 3-3
61	28	Carolina	L 2-6
62	Mar. 1	at Buffalo	L 1-4
63	4	Philadelphia	L 3-4
64	6	at Montreal	L 3-5
65	8	at Atlanta	W 3-0
66	9	Calgary	W 3-2



REGULAR SEASON SCORING & RESULTS

67	Mar.	13	at NY Rangers	W	3-1
68		14	Toronto	L	1-2
69		16	Detroit	W	2-1
70		19	Phoenix	W	4-2
71		21	at Buffalo	W	2-1
72		23	at Florida	W	3-1
73		24	at Tampa Bay*	W	4-3
74		26	at Carolina	W	3-2
75		30	Carolina	L	0-2
76	Apr.	2	at Philadelphia	W	4-2
77		4	NY Islanders*	O	1-2
78		6	NY Rangers	L	4-6
79		7	at New Jersey*	O	2-3
80		9	Tampa Bay*	T	2-2
81		11	at Ottawa	L	0-4
82		13	Pittsburgh	W	7-1

Player	GP	G	A	PTS	PIM
Glen Murray/Los Angeles	9	6	5	11	0
/Boston	73	35	25	60	40
/Total	82	41	30	71	40
Sergei Samsonov	74	29	41	70	27
Joe Thornton	66	22	46	68	127
Bill Guerin	78	41	25	66	91
Brian Rolston	82	31	31	62	30
Jozef Stumpel/Los Angeles	9	1	3	4	4
/Boston	72	7	47	54	14
/Total	81	8	50	58	18
Martin Lapointe	68	17	23	40	101
Marty McInnis/Anaheim	60	9	14	23	25
/Boston	19	2	3	5	8
/Total	79	11	17	28	33
Sean O'Donnell	80	3	22	25	89
P.J. Axelsson	78	7	17	24	16
Hal Gill	79	4	18	22	77
Rob Zamuner	66	12	13	25	24
Nick Boynton	80	4	14	18	107
Don Sweeney	81	3	15	18	35
Mike Knuble	54	8	6	14	42
Sean Brown/Edmonton	61	6	4	10	127
/Boston	12	0	1	1	47
/Total	73	6	5	11	174
Benoit Hogue	17	4	4	8	9
Kyle McLaren	38	0	8	8	19
Jamie Rivers/Ottawa	2	0	0	0	4
/Boston	64	4	2	6	45
/Total	66	4	2	6	49
Scott Pellerin	35	1	5	6	6
Jeff Norton/Florida	29	0	4	4	8
/Boston	3	0	1	1	2
/Total	32	0	5	5	10
Dennis Bonvie	23	1	2	3	84
Jonathan Girard	20	0	3	3	9
Jarno Kulonen	38	0	3	3	33
P.J. Stock	58	0	3	3	122
Gord Murphy	15	0	2	2	13
John Emmons	22	0	2	2	16
Andrei Nazarov	47	0	2	2	164
Andy Hilbert	6	1	0	1	2
Ivan Huml	1	0	1	1	0
John Grahame	19	0	1	1	6
Byron Dafoe	64	0	1	1	27
Andrew Raycroft	1	0	0	0	0
Chris Kelleher	1	0	0	0	0
Tony Tuzzolino	2	0	0	0	0
Richard Jackman	2	0	0	0	2
Eric Manlow	3	0	0	0	0
Mikko Eloranta	6	0	0	0	2
Pavel Kolarik	13	0	0	0	6



Brian Rolston set a club record with nine shorthanded goals in 2001-02.

Goaltender	GP	MINS	W-L-T	GA	GAA
Byron Dafoe	64	3827	35-26-3	141	2.21
Andrew Raycroft	1	65	0-0-1	3	2.77
John Grahame	19	1079	8-7-2	52	2.89

2001-02 NOTABLES:

Home Record	23-11-2-5
Road Record	20-13-4-4
Overall Record	43-24-6-9

- Bill Guerin is named to the NHL's Second All-Star Team.
- The Bruins take the Northeast Division crown.
- October 4, 2001: Ray Bourque's number 77 is honored in pre-game ceremonies.
- March 26, 2002: Brian Rolston sets a new club record with his eighth shorthanded goal of the season. He finishes the season with nine.

2002-03

Gm	Date	Opponent	Score
1	Oct. 11	at Minnesota	L 1-5
2	14	at Colorado	W 2-1
3	16	at Vancouver	W 6-3
4	17	at Calgary*	T 3-3
5	19	at Edmonton	W 4-3
6	21	at Toronto	W 4-1
7	24	Ottawa*	T 2-2
8	26	Atlanta	W 4-3
9	30	at Washington	W 7-2
10	31	Anaheim	L 1-4
11	Nov. 2	NY Rangers	W 3-2
12	7	at Detroit*	O 1-2
13	9	Ottawa	W 7-1
14	11	Edmonton	W 6-1
15	12	at Buffalo	W 4-3
16	14	NY Islanders	W 4-1
17	16	at Philadelphia*	T 2-2
18	19	at Toronto	L 0-2
19	21	Carolina	W 3-1
20	23	Buffalo	W 4-1
21	26	Calgary	W 7-2
22	29	Montreal	W 4-2
23	30	at Pittsburgh	W 3-2
24	Dec. 3	St. Louis	L 0-4
25	5	Atlanta*	W 4-3
26	7	Tampa Bay*	W 3-2
27	8	at NY Rangers	W 4-1
28	10	Montreal	L 2-4
29	12	Ottawa	L 2-5
30	14	at Montreal	L 2-4
31	18	at Buffalo	L 2-4
32	19	at Washington	L 3-5
33	21	Florida*	T 3-3
34	23	San Jose	W 5-2
35	27	at Tampa Bay	L 2-5
36	28	at Atlanta	W 1-0
37	30	New Jersey	L 0-1
38	Jan. 3	at NY Islanders	L 4-8
39	4	Carolina	L 2-4
40	7	at Toronto	L 2-5
41	10	at Buffalo	L 2-4
42	11	Toronto	W 6-2
43	13	Pittsburgh	L 1-2
44	15	at Florida	L 0-3
45	17	at Atlanta	L 1-3
46	18	Columbus	W 7-2
47	20	Washington*	T 3-3
48	23	at Pittsburgh	W 4-1
49	25	Philadelphia*	W 1-0
50	28	Nashville	W 2-1
51	30	Chicago	L 1-3
52	Feb. 4	Colorado*	O 2-3
53	6	Montreal	W 6-3
54	8	Pittsburgh	L 2-5
55	11	at Montreal	L 1-3
56	14	at Florida*	W 6-5
57	15	at Tampa Bay	L 2-5
58	17	at Nashville	L 1-5
59	19	at Carolina*	T 1-1
60	21	at New Jersey	L 2-3
61	23	at NY Islanders*	T 4-4
62	25	Dallas*	T 5-5
63	27	at NY Rangers	L 1-4
64	Mar. 1	Philadelphia*	O 2-3
65	3	Vancouver	L 4-6

66	4	at Carolina	W	4-2
67	6	NY Islanders	W	4-1
68	8	Washington*	W	5-4
69	9	at Chicago	L	5-8
70	11	at Ottawa*	O	3-4
71	13	New Jersey	W	4-3
72	15	Florida	W	4-1
73	18	at Phoenix	L	1-2
74	21	at San Jose	L	2-3
75	22	at Los Angeles*	W	4-3
76	24	Toronto	W	3-2
77	27	at Philadelphia*	T	2-2
78	29	NY Rangers	L	1-3
79	31	Tampa Bay	T	2-2
80	Apr. 1	at Ottawa	L	2-3
81	3	at New Jersey*	T	1-1
82	5	Buffalo	W	8-5



Don Sweeney played his 1,000th NHL/Bruins game on November 14, 2002, becoming just the second defenseman in Bruins history to reach that milestone.

Player	GP	G	A	PTS	PIM
Joe Thornton	77	36	65	101	109
Glen Murray	82	44	48	92	64
Mike Knuble	75	30	29	59	45
Brian Rolston	81	27	32	59	32
Jozef Stumpel	78	14	37	51	12
Bryan Berard	80	10	28	38	64
P.J. Axelsson	66	17	19	36	24
Nick Boynton	78	7	17	24	99
Jonathan Girard	73	6	16	22	21
Dan McGillis/Philadelphia	24	0	3	3	20
/San Jose	37	3	13	16	30
/Boston	10	0	1	1	10
/Total	71	3	17	20	60
Michal Grosek	63	2	18	20	71
Marty McInnis	77	9	10	19	38
Martin Lapointe	59	8	10	18	87
Ivan Huml	41	6	11	17	30
Hal Gill	76	4	13	17	56
Rob Zamuner	55	10	6	16	18
Sean O'Donnell	70	1	15	16	76
Sergei Samsonov	8	5	6	11	2
P.J. Stock	71	1	9	10	160
Don Sweeney	67	3	5	8	24
Ian Moran/Pittsburgh	70	0	7	7	46
/Boston	8	0	1	1	2
/Total	78	0	8	8	48
Sean Brown	69	1	5	6	117
Lee Goren	14	2	1	3	7
Andy Hilbert	14	0	3	3	7
John Grahame	23	0	2	2	2
Zdenek Kutlak	4	1	0	1	0
Kris Vernarsky	14	1	0	1	2
Rich Brennan	7	0	1	1	6
Martin Samuelsson	8	0	1	1	2
Brantt Myhrnes	1	0	0	0	31
Jarno Kulonen	2	0	0	0	0
Matt Herr	3	0	0	0	0
Tim Thomas	4	0	0	0	0
Andrew Raycroft	5	0	0	0	0
Shaone Morrisson	11	0	0	0	8
Jeff Hackett	18	0	0	0	2
Steve Shields	36	0	0	0	8
Krzysztof Oliwa/Rangers	9	0	0	0	51
/Boston	33	0	0	0	110
/Total	42	0	0	0	161

Goaltender	GP	MINS	W-L-T	GA	GAA
Andrew Raycroft	5	300	2-3-0	12	2.40
John Grahame	23	1352	11-9-2	61	2.71
Steve Shields	36	2113	12-13-9	97	2.75
Tim Thomas	4	220	3-1-0	11	3.00



REGULAR SEASON SCORING & RESULTS

Jeff Hackett 18 990 8-9-0 53 3.21

2002-03 NOTABLES:

Home Record 23-11-5-2
Road Record 13-20-6-2
Overall Record 36-31-11-4

- Joe Thornton earns a Second Team All-Star berth.
- The Bruins place two players among the league's scoring elite as Joe Thornton finishes third and Glen Murray seventh overall in the Art Ross race.
- October 14, 2002: Sergei Samsonov scores the game-winning goal at 19:59 of the third period for a 2-1 victory in Colorado.
- October 24, 2002: Terry O'Reilly's number 24 is retired in pre-game ceremonies.
- November 14, 2002: Don Sweeney plays his 1,000th NHL/Bruins game in a 4-1 win vs. the Islanders.
- February 14, 2003: Mike Knuble scores the fastest two goals from the start of a game in team history with first period tallies at 0:10 and 0:27 in Florida. It is a league record for fastest two goals from the start of a game by one player.
- April 5, 2003: Joe Thornton records his 100th point of the season in an 8-5 win vs. Buffalo.

58	Feb.	12	at Ottawa*	O	2-3
59		14	at Chicago*	O	1-2
60		17	at Toronto	W	5-2
61		19	at Philadelphia	W	4-3
62		21	at Carolina*	T	3-3
63		23	Florida	L	0-2
64		24	at NY Islanders*	T	0-0
65		26	Montreal*	O	2-3
66		28	Philadelphia*	W	3-2
67	Mar.	2	at Toronto	L	2-3
68		4	NY Rangers	W	3-1
69		6	Atlanta*	T	2-2
70		9	at Nashville	W	3-2
71		11	at Buffalo*	W	3-2
72		13	Buffalo*	W	3-2
73		16	at Toronto	W	2-1
74		18	Minnesota	L	0-2
75		20	Tampa Bay	W	5-4
76		23	Ottawa	W	4-2
77		25	Toronto	L	0-3
78		27	Montreal*	W	3-2
79		30	at Carolina	W	3-2
80	Apr.	1	Washington*	T	3-3
81		3	New Jersey	L	2-5
82		4	at New Jersey	W	3-1

Pat Leahy	6	0	0	0	0
Martin Samuelsson	6	0	0	0	0
Ivan Huml	7	0	0	0	6
Felix Potvin	28	0	0	0	8

Goaltender	GP	MINS	W-L-T	GA	GAA
Andrew Raycroft	57	3421	29-18-9	117	2.05
Felix Potvin	28	1608	12-8-6	67	2.50

2003-04 NOTABLES:

Home Record 18-12-9-2
Road Record 23-7-6-5
Overall Record 41-19-15-7

- The Bruins win the Northeast Division title.
- Andrew Raycroft wins the Calder Trophy.
- January 12, 2004: Cam Neely's number 8 is retired in pre-game ceremonies.
- March 27, 2004: The Bruins set an NHL record with their 29th overtime game of the season, a 3-2 victory over Montreal.

2004-05

Season Cancelled - NHL Lockout

2005-06

Gm	Date	Opponent	Score
1	Oct.	5 Montreal	L 1-2
2		7 at Buffalo	L 1-4
3		8 at Pittsburgh*	W 7-6
4		10 at Tampa Bay	W 4-2
5		13 at Florida	W 5-2
6		15 at Ottawa	L 1-5
7		18 at Montreal	L 3-4
8		20 Buffalo	L 3-4
9		22 Pittsburgh	W 6-3
10		24 at Toronto*	O 4-5
11		26 at Carolina*	O 3-4
12		27 Toronto	W 2-1
13		29 New Jersey*	O 4-5
14	Nov.	1 at NY Islanders*	O 3-4
15		3 Florida	W 4-1
16		5 Pittsburgh	W 6-3
17		8 at Philadelphia*	O 3-4
18		10 Ottawa	L 2-5
19		12 at NY Islanders	L 2-5
20		17 Toronto	L 1-4
21		19 Buffalo	L 2-3
22		20 at NY Rangers	L 2-3
23		23 at Toronto	W 5-1
24		25 Philadelphia	L 3-5
25		26 at Ottawa	L 2-4
26		29 at New Jersey	L 2-3
27	Dec.	1 Ottawa	W 3-0
28		3 at Edmonton*	W 5-4
29		4 at Vancouver	L 2-5
30		7 at Colorado	L 1-4
31		11 Phoenix*	O 1-2
32		15 at Minnesota	W 3-2
33		17 at Calgary	L 0-3
34		22 Toronto	W 4-1
35		23 at Toronto	L 1-2
36		27 at Washington*	W 4-3
37		28 at Florida	L 4-6
38		30 at Tampa Bay	W 2-1
39	Jan.	2 Philadelphia	L 0-1
40		5 Ottawa	W 4-2
41		7 Tampa Bay	W 6-3
42		10 San Jose	L 2-6
43		12 Los Angeles	L 0-6
44		14 Dallas*	O 1-2
45		16 Anaheim*	W 4-3
46		19 at Philadelphia	W 5-2
47		21 NY Rangers*	O 2-3
48		23 at Washington	W 3-2
49		24 at Atlanta	W 3-2
50		26 Washington	W 3-2
51		28 NY Islanders	L 3-4
52		30 at Ottawa	W 5-0
53	Feb.	2 Montreal	W 3-1
54		4 at Montreal	L 0-2
55		5 Carolina*	O 3-4
56		8 at Pittsburgh	W 3-1



Cam Neely's number 8 was retired by the Bruins on January 12, 2004.

2003-04

Gm	Date	Opponent	Score
1	Oct.	8 New Jersey*	T 3-3
2		10 at Tampa Bay	L 1-5
3		11 at Florida*	T 3-3
4		15 at Dallas	W 2-0
5		18 at Los Angeles	W 4-3
6		19 at Anaheim*	W 4-3
7		21 at Colorado	W 4-1
8		23 Carolina	L 0-2
9		25 at New Jersey	W 5-2
10		28 at Montreal	W 2-0
11		30 Montreal*	O 0-1
12	Nov.	1 at Pittsburgh*	O 2-3
13		6 San Jose*	T 5-5
14		8 Dallas	W 4-1
15		11 Edmonton	W 4-3
16		14 at Columbus	W 4-0
17		15 Vancouver*	W 2-1
18		19 at Atlanta*	O 4-5
19		20 Washington	W 3-2
20		22 at Philadelphia	L 2-3
21		25 at St. Louis*	O 3-4
22		28 Nashville	L 1-2
23		30 Phoenix*	T 3-3
24	Dec.	3 at Atlanta	W 6-4
25		4 Toronto	L 0-6
26		6 Philadelphia*	T 1-1
27		8 Ottawa*	T 2-2
28		10 at Florida*	T 1-1
29		11 at Washington	L 5-6
30		13 at Ottawa	W 3-2
31		16 at Montreal*	T 1-1
32		18 Calgary	L 0-5
33		20 Carolina	L 1-2
34		22 at NY Rangers	L 2-4
35		23 Tampa Bay*	T 1-1
36		27 at Tampa Bay	L 2-4
37		29 at Washington	W 3-1
38		30 Ottawa	L 0-3
39	Jan.	1 Toronto	W 3-2
40		3 NY Islanders*	T 3-3
41		7 at Detroit	W 3-0
42		8 Pittsburgh	W 3-1
43		10 Detroit*	W 2-1
44		12 Buffalo	W 4-3
45		15 at Buffalo	W 1-0
46		17 at Ottawa	L 0-4
47		19 NY Rangers	W 5-2
48		20 at NY Rangers	W 4-1
49		22 Buffalo	L 2-3
50		24 Florida	L 1-2
51		27 at NY Islanders*	T 2-2
52		29 NY Islanders*	W 2-1
53		31 at Montreal	W 1-0
54	Feb.	1 Pittsburgh	W 4-1
55		3 Atlanta	W 5-4
56		5 at Buffalo	W 6-2
57		10 at Pittsburgh	W 6-3

Player	GP	G	A	PTS	PIM
Joe Thornton	77	23	50	73	98
Glen Murray	81	32	28	60	56
Sergei Gonchar/Washington	56	7	42	49	44
/Boston	15	4	5	9	12
/Total	71	11	47	58	56
Brian Rolston	82	19	29	48	40
Mike Knuble	82	21	25	46	32
Sergei Samsonov	58	17	23	40	4
Patrice Bergeron	71	16	23	39	22
Nick Boynton	81	6	24	30	100
Dan McGillis	80	5	23	28	65
Jiri Slegr/Vancouver	16	2	5	7	8
/Boston	36	4	15	19	27
/Total	52	6	20	26	35
Martin Lapointe	78	15	10	25	67
P.J. Axelsson	68	6	14	20	42
Travis Green	64	11	5	16	67
Jeff Jillson	50	4	10	14	35
Michael Nylander/Washington	3	0	2	2	8
/Boston	15	1	11	12	14
/Total	18	1	13	14	22
Ted Donato	63	6	5	11	18
Sean O'Donnell	82	1	10	11	110
Rob Zamuner	57	4	5	9	16
Hal Gill	82	2	7	9	99
Shaone Morrisonn	30	1	7	8	10
Andy Delmore/Buffalo	37	2	5	7	29
/Boston	-	-	-	-	-
/Total	37	2	5	7	29
Craig MacDonald/Florida	34	0	3	3	25
/Boston	18	0	3	3	8
/Total	52	0	6	6	33
Michal Grosek	33	3	2	5	33
Ian Moran	35	1	4	5	28
Sandy McCarthy	37	3	1	4	28
Carl Corazzini	12	2	0	2	0
Andy Hilbert	18	2	0	2	9
Andrew Raycroft	57	0	2	2	0
Sergei Zinovjev	10	0	1	1	2
Doug Doull	35	0	1	1	132
P.J. Stock	1	0	0	0	0
Colton Orr	1	0	0	0	0
Zdenek Kutlak	2	0	0	0	0
Kris Vernarsky	3	0	0	0	0



REGULAR SEASON SCORING & RESULTS

57	Feb.	9	New Jersey*	O	2-3
58		11	Tampa Bay	L	5-6
59	Mar.	1	at Carolina	L	3-4
60		2	Atlanta	W	3-2
61		4	Buffalo	L	2-3
62		7	at Buffalo	L	2-3
63		9	Montreal	L	0-3
64		11	NY Islanders	L	1-3
65		12	at Buffalo	L	2-6
66		14	at Toronto*	O	4-5
67		16	Ottawa*	W	3-2
68		18	Carolina	W	4-2
69		20	at NY Rangers	L	2-5
70		21	Atlanta*	O	4-5
71		24	at New Jersey	L	2-4
72		25	Buffalo	W	5-4
73		27	Florida*	O	3-4
74		29	at Buffalo	L	3-4
75	Apr.	1	at Montreal	L	0-2
76		4	at Montreal	L	3-5
77		6	Toronto*	W	3-2
78		8	NY Rangers*	O	3-4
79		10	Washington*	O	1-2
80		11	at Ottawa*	O	3-4
81		13	Montreal	L	3-4
82		15	at Atlanta	L	3-4

Goaltender		GP	MINS	W-L-O	GA	GAA
Jordan Sigale		1	1	0-0-0	0	0.00
Hannu Toivonen		20	1162	9-5-4	51	2.63
Tim Thomas		38	2193	12-13-10	101	2.76
Andrew Raycroft		30	1615	8-19-2	100	3.72



Patrice Bergeron became the youngest player in team history to score 30 goals in a season when he scored 31 in 2005-06.

2005-06 NOTABLES:

Home Record	16-15-10
Road Record	13-22-6
Overall Record	29-37-16

- October 18, 2005: Brian Leetch records his 1,000th NHL point with an assist in a 1-1=2 effort in Montreal.
- October 24, 2005: The Bruins participate in their first NHL shootout, dropping a 5-4 decision in Toronto.
- January 28, 2006: The NY Islanders take 51 shots on goal, the most shots allowed by the Bruins since March 27, 1971 (52 by NY Rangers).
- April 13, 2006: Patrice Bergeron scores twice vs. Montreal, becoming the youngest player in team history to score 30 goals in a season at 20 years, 262 days.

43	Jan.	15	Buffalo*	W	3-2
44		17	at Buffalo	L	3-6
45		18	Pittsburgh*	W	5-4
46		20	Ottawa	L	0-3
47		27	at Ottawa	L	1-3
48		29	NY Rangers	L	1-6
49		30	at Buffalo	L	1-7
50	Feb.	1	Buffalo	L	1-3
51		3	at Carolina*	W	4-3
52		6	at Washington*	W	3-2
53		8	Carolina	L	2-5
54		10	NY Islanders*	W	4-3
55		13	Edmonton	W	3-0
56		15	at NY Islanders	L	1-4
57		17	at Buffalo*	W	4-3
58		19	at Philadelphia	W	6-3
59		20	at Toronto	W	3-0
60		23	at Tampa Bay	W	6-2
61		24	at Florida	L	2-7
62		26	Atlanta	L	2-3
63	Mar.	1	Philadelphia	O	3-4
64		3	Montreal	W	3-1
65		4	at New Jersey	W	4-1
66		6	Colorado	L	0-2
67		8	Minnesota	L	1-2
68		10	at Philadelphia	L	1-4
69		11	at Detroit	W	6-3
70		15	Washington*	W	4-3
71		17	at NY Rangers	L	0-7
72		20	at Montreal	L	0-1
73		22	Montreal	L	3-6
74		24	NY Rangers	O	1-2
75		25	at Pittsburgh	L	0-5
76		27	at Ottawa	W	3-2
77		29	Pittsburgh	L	2-4
78		31	Atlanta	L	2-3
79	Apr.	1	at New Jersey	L	1-3
80		3	at Montreal	L	0-2
81		5	at Buffalo	L	2-4
82		7	Ottawa	L	3-6

Player	GP	G	A	PTS	PIM
Patrice Bergeron	81	31	42	73	22
Brad Boyes	82	26	43	69	28
Marco Sturm/San Jose	23	6	10	16	16
/Boston	51	23	20	43	32
/Total	74	29	30	59	48
Glen Murray	64	24	29	53	52
Brad Stuart/San Jose	23	2	10	12	14
/Boston	55	10	21	31	36
/Total	78	12	31	43	50
Sergei Samsonov	55	18	19	37	22
Marty Reasoner/Edmonton	58	9	17	26	20
/Boston	19	2	6	8	8
/Total	77	11	23	34	28
Joe Thornton	23	9	24	33	6
Brian Leetch	61	5	27	32	36
P.J. Axelsson	59	10	18	28	4
Brad Isbister	58	6	17	23	46
Wayne Primeau/San Jose	21	5	3	8	17
/Boston	50	6	8	14	40
/Total	71	11	11	22	57
Travis Green	82	10	12	22	79
David Tanabe/Phoenix	21	0	4	4	8
/Boston	54	4	12	16	48
/Total	75	4	16	20	56
Jiri Slegr	32	5	11	16	56
Nick Boynton	54	5	7	12	93
Josh Langfeld/San Jose	39	2	9	11	16
/Boston	18	0	1	1	10
/Total	57	2	10	12	26
Milan Jurcina	51	6	5	11	54
Dave Scatchard	16	4	6	10	28
Tom Fitzgerald	71	4	6	10	40
Alex Zhamnov	24	1	9	10	30
Hal Gill	80	1	9	10	124
Mariusz Czerkawski/Toronto	19	4	1	5	6
/Boston	16	4	1	5	4
/Total	35	8	2	10	10
Pat Leahy	43	4	4	8	19
Shawn McEachern	28	2	6	8	22
Andrew Alberts	73	1	6	7	68
Eric Nickulas	16	2	4	6	8
Dan LaCouture	55	2	2	4	53
Yan Stastny/Edmonton	3	0	0	0	0
/Boston	17	1	3	4	10
/Total	20	1	3	4	10
Ian Moran	12	1	1	2	10
Mark Stuart	17	1	1	2	10
Kevin Dallman	21	0	1	1	8
Tim Thomas	38	0	1	1	4
Jordan Sigale	1	0	0	0	0
Ben Guite	1	0	0	0	0
Nathan Robinson	2	0	0	0	0
Jay Leach	2	0	0	0	7
Eric Healey	2	0	0	0	2
Zdenek Blatny	5	0	0	0	2
Ben Walter	6	0	0	0	4
Hannu Toivonen	20	0	0	0	6
Colton Orr	20	0	0	0	27
Andrew Raycroft	30	0	0	0	0

2006-07

Gm	Date	Opponent	Score
1	Oct.	at Florida	L 3-8
2		at Tampa Bay	W 3-2
3		at Atlanta	L 1-4
4		at St. Louis	O 2-3
5		at NY Islanders	L 1-4
6		Calgary	W 3-2
7		Buffalo	L 2-6
8		Montreal	L 2-3
9		Ottawa	W 2-1
10	Nov.	Buffalo	O 4-5
11		Tampa Bay*	W 6-5
12		at Atlanta	L 3-5
13		Toronto	L 4-6
14		Ottawa	W 4-3
15		at Washington*	W 3-2
16		Toronto*	W 2-1
17		Washington*	W 3-2
18		Florida	L 2-3
19		at Pittsburgh*	W 4-3
20		Carolina	L 1-5
21		at Toronto	W 3-1
22		at Toronto	W 4-1
23		Tampa Bay*	W 4-3
24	Dec.	at Carolina	L 2-5
25		at Montreal	W 6-5
26		Toronto	W 3-1
27		New Jersey	L 1-5
28		at Montreal	L 3-4
29		New Jersey	W 5-3
30		Florida	L 3-6
31		at Ottawa	W 7-2
32		Vancouver	W 2-0
33		Montreal	W 4-2
34		at Columbus	O 4-5
35		at Chicago	W 5-3
36		at Nashville	L 0-5
37	Jan.	at Toronto	L 1-5
38		Toronto	L 2-10
39		Philadelphia	W 4-3
40		at Ottawa	L 2-5
41		NY Islanders	O 4-5
42		at NY Rangers	L 1-3



Marc Savard led the Bruins in scoring in 2006-07 in his first season with the team.

Player	GP	G	A	PTS	PIM
Marc Savard	82	22	74	96	96
Patrice Bergeron	77	22	48	70	26
Glen Murray	59	28	17	45	44
Marco Sturm	76	27	17	44	46
Zdeno Chara	80	11	32	43	100
Brad Boyes	62	13	21	34	25
Phil Kessel	70	11	18	29	12
P.J. Axelsson	55	11	16	27	52
Dennis Wideman/St. Louis	55	5	17	22	44
/Boston	20	1	2	3	27
/Total	75	6	19	25	71
Brandon Bochenski/Chicago	10	2	0	2	2
/Boston	31	11	11	22	14
/Total	41	13	11	24	16
Chuck Kobasew/Calgary	40	4	13	17	37
/Boston	10	1	1	2	25
/Total	50	5	14	19	62
Paul Mara	59	3	15	18	95
Brad Stuart	48	7	10	17	26
Shean Donovan	76	6	11	17	56
Mark Mowers	78	5	12	17	26
Aaron Ward/NY Rangers	60	3	10	13	57
/Boston	20	1	2	3	18
/Total	80	4	12	16	75
Wayne Primeau	51	7	8	15	75
Andrew Ference/Calgary	54	2	10	12	66
/Boston	26	1	2	3	31
/Total	80	3	12	15	97
Petr Tenkrat	64	9	5	14	34



REGULAR SEASON SCORING & RESULTS

Stanislav Chistov/Anaheim	1	0	0	0	0
/Boston	60	5	8	13	36
/Total	61	5	8	13	36
Andrew Alberts	76	0	10	10	124
Jason York	49	1	7	8	32
Petr Kalus	9	4	1	5	6
Milan Jurcina	40	2	1	3	20
Bobby Allen	31	0	3	3	10
Matt Lashoff	12	0	2	2	12
Yan Stastny	21	0	2	2	19
Jeff Hoggan	46	0	2	2	33
Wade Brookbank	7	1	0	1	15
Mark Stuart	15	0	1	1	14
Nathan Dempsey	17	0	1	1	6
Jeremy Reich	32	0	1	1	63
Jonathan Sigale	1	0	0	0	4
Philippe Sauve	2	0	0	0	0
Brian Finley	2	0	0	0	0
Nate Thompson	4	0	0	0	0
Ben Walter	4	0	0	0	0
David Krejci	6	0	0	0	2
Joey MacDonald/Detroit	8	0	0	0	0
/Boston	7	0	0	0	0
/Total	15	0	0	0	0
Hannu Toivonen	18	0	0	0	2
Tim Thomas	66	0	0	0	6

Goaltender	GP	MINS	W-L-O	GA	GAA
Joey MacDonald	7	358	2-2-1	16	2.68
Brian Finley	2	59	0-1-0	3	3.05
Tim Thomas	66	3619	30-29-4	189	3.13
Hannu Toivonen	18	894	3-9-1	63	4.23
Philippe Sauve	2	41	0-0-0	4	5.85

2006-07 NOTABLES:

Home Record	18-19-4
Road Record	17-22-2
Overall Record	35-41-6

- Marc Savard finishes ninth overall in the Art Ross scoring race.
- Phil Kessel wins the Masterton Trophy.
- December 19, 2006: Patrice Bergeron has five assists in a 7-2 win in Ottawa.
- February 8, 2007: Carolina's Ray Whitney scores a hat trick in just a 1:40 span of the second period in a 5-2 Carolina win in Boston.
- March 1, 2007: The Bruins face 55 shots from Philadelphia, the most shots by a Boston opponent since March 18, 1965 vs. Detroit.

2007-08

Gm	Date	Opponent	Score
1	Oct. 5	at Dallas	L 1-4
2	6	at Phoenix	W 3-1
3	10	at Anaheim	L 1-2
4	12	at Los Angeles	W 8-6
5	13	at San Jose	W 2-1
6	18	Tampa Bay	W 4-1
7	20	NY Rangers*	W 1-0
8	22	at Montreal	L 1-6
9	25	Chicago	W 3-1
10	27	Philadelphia	L 1-2
11	Nov. 1	Buffalo*	W 4-3
12	3	at Ottawa	L 2-3
13	4	Ottawa	O 1-2
14	7	at Buffalo	O 1-2
15	8	Montreal	L 1-2
16	10	Buffalo	W 2-1
17	15	Toronto	W 5-2
18	17	at Montreal	L 4-7
19	20	at Toronto	W 4-2
20	23	NY Islanders	W 2-1
21	24	at NY Islanders	L 1-2
22	26	at Philadelphia	W 6-3
23	29	at Florida	W 4-3
24	Dec. 1	at Tampa Bay	L 1-4
25	3	at NY Islanders	W 3-1
26	5	at New Jersey	O 3-4
27	6	Montreal	L 2-4
28	8	at Toronto	W 2-1
29	10	at Buffalo	W 4-1
30	12	at Atlanta	W 5-3
31	13	New Jersey	L 1-3
32	15	Columbus	W 2-0

33	Dec. 18	Ottawa	L 2-3
34	20	Pittsburgh	O 4-5
35	22	St. Louis	L 1-4
36	23	at Pittsburgh	L 2-4
37	28	at Carolina	L 3-4
38	29	at Atlanta	L 0-5
39	31	Atlanta	W 5-2
40	Jan. 3	Washington	W 2-0
41	5	New Jersey	W 4-3
42	8	Carolina	L 0-1
43	10	Montreal	L 2-5
44	12	at Philadelphia*	W 4-3
45	17	Toronto	O 2-3
46	19	NY Rangers*	W 4-3
47	20	at NY Rangers	W 3-1
48	22	at Montreal	L 2-8
49	24	NY Islanders	W 4-1
50	29	Nashville	W 3-1
51	31	at Ottawa	W 3-1
52	Feb. 2	Detroit	L 1-3
53	5	Buffalo	L 2-4
54	8	at Buffalo*	W 3-2
55	9	Florida	L 3-6
56	12	Carolina	L 2-3
57	13	at Pittsburgh	W 2-1
58	16	at Toronto	O 3-4
59	19	at Carolina*	W 3-2
60	21	at Florida*	W 5-4
61	23	at Tampa Bay	W 5-3
62	26	Ottawa	W 4-0
63	28	Pittsburgh	W 5-1
64	Mar. 1	Atlanta*	W 3-2
65	3	at Washington	L 2-10
66	4	Florida	O 0-1
67	6	Toronto	L 2-8
68	8	Washington	W 2-1
69	9	at NY Rangers	O 0-1
70	11	at Ottawa	L 1-4
71	13	Tampa Bay	L 1-3
72	15	Philadelphia*	W 3-2
73	16	at Washington	O 1-2
74	20	Montreal	L 2-4
75	22	at Montreal	O 2-3
76	25	at Toronto	W 6-2
77	27	Toronto	W 4-2
78	29	Ottawa	W 4-0
79	30	at Buffalo	O 1-2
80	Apr. 2	at New Jersey	O 2-3
81	4	at Ottawa	W 2-1
82	5	Buffalo	L 0-3

Player	GP	G	A	PTS	PIM
Marc Savard	74	15	63	78	66
Marco Sturm	80	27	29	56	40
Zdeno Chara	77	17	34	51	114
Chuck Kobasew	73	22	17	39	29
Phil Kessel	82	19	18	37	28
Dennis Wideman	81	13	23	36	70
Glen Metropolit	82	11	22	33	36
Glen Murray	63	17	13	30	50
P.J. Axelsson	75	13	16	29	15
Milan Lucic	77	8	19	27	89
David Krejci	56	6	21	27	20
Peter Schaefer	63	9	17	26	18
Andrew Ference	59	1	14	15	50
Aaron Ward	65	5	8	13	54
Petteri Nokelainen	57	7	3	10	19
Mark Stuart	82	4	4	8	81
Shane Hnidy/Anaheim	33	1	2	3	30
/Boston	43	1	4	5	41
/Total	76	2	6	8	71
Shawn Thornton	58	4	3	7	74
Patrice Bergeron	10	3	4	7	2
Vladimir Sobotka	48	1	6	7	24
Brandon Bochenski	20	0	6	6	6
Matt Lashoff	18	1	4	5	0
Jeremy Reich	58	2	2	4	78
Andrew Alberts	35	0	2	2	39
Matt Hunwick	13	0	1	1	4
Jeff Hoggan	1	0	0	0	0
Tuukka Rask	4	0	0	0	0
Manny Fernandez	4	0	0	0	0
Pascal Pelletier	6	0	0	0	0
Bobby Allen	18	0	0	0	2
Alex Auld	23	0	0	0	0
Tim Thomas	47	0	0	0	2

Goaltender	GP	MINS	W-L-O	GA	GAA
Alex Auld	23	1213	9-7-5	47	2.32

Tim Thomas	57	3343	28-19-6	136	2.44
Tuukka Rask	4	184	2-1-1	10	3.26
Manny Fernandez	4	244	2-2-0	16	3.93

2007-08 NOTABLES:

Home Record	21-16-4
Road Record	20-13-8
Overall Record	41-29-12

- Marc Savard finishes third in the league in assists.
- Zdeno Chara is named a Second Team All-Star and is a finalist for the Norris Trophy.
- February 2, 2008: Marco Sturm plays his 730th NHL game vs. Detroit, the most ever by a player born and raised in Germany.
- March 16, 2008: Glen Murray plays his 1,000th NHL game in Washington.



Zdeno Chara was named a Second Team NHL All-Star in 2007-08 and was a finalist for the Norris Trophy as well.

2008-09

Gm	Date	Opponent	Score
1	Oct. 9	at Colorado	W 5-4
2	11	at Minnesota	L 3-4
3	15	at Montreal	O 3-4
4	18	at Ottawa	W 4-2
5	20	Pittsburgh	O 1-2
6	21	at Buffalo	O 2-3
7	23	Toronto	L 2-4
8	25	Atlanta	W 5-4
9	27	at Edmonton*	W 1-0
10	28	at Vancouver	W 1-0
11	30	at Calgary	L 2-3
12	Nov. 1	Dallas	W 5-1
13	6	Toronto	W 5-2
14	8	Buffalo	W 3-1
15	12	at Chicago*	W 2-1
16	13	Montreal	W 6-1
17	15	at NY Rangers	O 2-3
18	17	at Toronto	W 3-2
19	19	Buffalo	W 7-4
20	21	Florida	W 4-2
21	22	at Montreal*	W 3-2
22	26	at Buffalo	L 2-3
23	28	NY Islanders	W 7-2
24	29	Detroit	W 4-1
25	Dec. 4	at Tampa Bay	W 3-1
26	6	at Florida	W 4-0
27	8	Tampa Bay	W 5-3
28	10	at Washington	L 1-3
29	12	at Atlanta	W 7-3
30	13	Atlanta	W 4-2
31	18	Toronto	W 8-5
32	20	Carolina	W 4-2
33	21	at St. Louis	W 6-3
34	23	at New Jersey	W 2-0
35	27	at Carolina	W 4-2
36	28	at Atlanta	W 2-1
37	30	at Pittsburgh	W 5-2
38	Jan. 1	Pittsburgh	W 4-2
39	3	Buffalo	L 2-4
40	6	Minnesota	L 0-1
41	8	Ottawa	W 6-4
42	10	Carolina	W 5-1
43	13	Montreal	W 3-1
44	15	at NY Islanders	W 2-1
45	17	at Washington	L 1-2
46	19	St. Louis	O 4-5



REGULAR SEASON SCORING & RESULTS

47	Jan.	21	at Toronto*	W	4-3
48		27	Washington*	W	3-2
49		29	New Jersey	O	3-4
50		31	NY Rangers	W	1-0
51	Feb.	1	at Montreal	W	3-1
52		4	at Philadelphia	W	3-1
53		5	at Ottawa*	W	4-3
54		7	Philadelphia	O	3-4
55		10	San Jose	L	2-5
56		13	at New Jersey	L	0-1
57		14	at Nashville	O	2-3
58		17	at Carolina	W	5-1
59		21	at Florida	L	0-2
60		22	at Tampa Bay	L	3-4
61		24	Florida	W	6-1
62		26	Anaheim	W	6-0
63		28	Washington	O	3-4
64	Mar.	3	Philadelphia	L	2-4
65		5	Phoenix	L	1-2
66		7	Chicago	W	5-3
67		8	at NY Rangers	L	3-4
68		10	at Columbus	L	0-2
69		12	Ottawa	W	5-3
70		14	NY Islanders	W	2-1
71		15	at Pittsburgh	L	4-6
72		19	Los Angeles	O	2-3
73		22	New Jersey	W	4-1
74		28	at Toronto	W	7-5
75		29	at Philadelphia	W	4-3
76		31	Tampa Bay	W	3-1
77	Apr.	2	Ottawa	W	2-1
78		4	NY Rangers	W	1-0
79		7	at Ottawa	L	2-3
80		9	Montreal*	W	5-4
81		11	at Buffalo	L	1-6
82		12	at NY Islanders	W	6-2

Player	GP	G	A	PTS	PIM
Marc Savard	82	25	63	88	70
David Krejci	82	22	51	73	26
Mark Recchi/Tampa Bay	62	13	32	45	20
/Boston	18	10	6	16	2
/Total	80	23	38	61	22
Phil Kessel	70	36	24	60	16
Michael Ryder	74	27	26	53	26
Zdeno Chara	80	19	31	50	95
Dennis Wideman	79	13	37	50	34
Blake Wheeler	81	21	24	45	46
Chuck Kobasew	68	21	21	42	56
Milan Lucic	72	17	25	42	136
Patrice Bergeron	64	8	31	39	16
P.J. Axelsson	65	6	24	30	16
Matt Hunwick	53	6	21	27	31
Steve Montador/Anaheim	65	4	16	20	125
/Boston	13	0	1	1	18
/Total	78	4	17	21	143
Stephane Yelle	77	7	11	18	32
Mark Stuart	82	5	12	17	76
Andrew Ference	47	1	15	16	40
Marco Sturm	19	7	6	13	8
Shane Hnidy	65	3	9	12	45
Shawn Thornton	79	6	5	11	123
Aaron Ward	65	3	7	10	44
Byron Bitz	35	4	3	7	18
Vladimir Sobotka	25	1	4	5	10
Martin St. Pierre	14	2	2	4	4
Petteri Nokelainen	33	0	3	3	10
Martins Karsums	6	0	1	1	0
Matt Lashoff	16	0	1	1	10
Tim Thomas	53	0	1	1	6
Johnny Boychuk	1	0	0	0	0
Tuukka Rask	1	0	0	0	0
Mikko Lehtonen	1	0	0	0	0
Manny Fernandez	28	0	0	0	2

Goaltender	GP	MINS	W-L-O	GA	GAA
Tuukka Rask	1	60	1-0-0	0	0.00
Tim Thomas	54	3259	36-11-7	114	2.10
Manny Fernandez	28	1644	16-8-3	71	2.59

2008-09 NOTABLES:

Home Record	29-6-6
Road Record	24-13-4
Overall Record	53-19-10


- Zdeno Chara and Tim Thomas are named to the NHL's First All-Star Team.
- Zdeno Chara wins the Norris Trophy as the league's top

defenseman.

- Tim Thomas wins the Vezina Trophy as the NHL's top goaltender as he leads the NHL in goals against average and save percentage and is sixth overall in wins.
- Claude Julien is named the league's top coach as the Adams Trophy winner.
- Thomas and Manny Fernandez share the Jennings Trophy for allowing the fewest goals against.
- Marc Savard finishes sixth in the NHL in assists and ninth overall in the Art Ross scoring race.
- David Krejci (+37) and Blake Wheeler (+36) finish first and second, respectively, in the league in plus/minus.
- The Bruins finish with the top record in the Eastern Conference and their 53 wins and 116 points are the third-highest such totals in their history.
- October 25, 2008: Milan Lucic scores his first career hat trick in a 3-1=4 effort vs. Atlanta. The teams switched ends at the 9:58 mark of the third period due to incorrect markings on the West End of the TD Banknorth Garden ice.
- October 27-28, 2008: Tim Thomas records consecutive-night 1-0 shutouts in Edmonton and in Vancouver. It is just the second time in NHL history that a goaltender has registered consecutive 1-0 road shutouts.
- November 6, 2008: Blake Wheeler records a hat trick vs. Toronto. It is his 13th career game, the fastest such hat trick by a Bruin since Craig Janney in 1988 (fifth game).
- November 12, 2008: Chicago's Patrick Sharp takes an unsuccessful penalty shot on Tim Thomas. It is the first overtime penalty shot for or against in Bruins history.
- December 23, 2008: Phil Kessel has his point streak snapped at 18 games with 14-14=28 totals. It is the fifth longest point streak in team history.
- January 3, 2009: The Bruins drop a 4-2 decision to Buffalo, halting their win streak at ten games and their home win streak at 14 contests. The overall streak is the fourth longest in club history and the home streak is the fifth longest such home stretch.
- January 17, 2009: The Bruins take a 2-1 loss in Washington, stopping their road win streak at seven games, second-longest in team history.
- January 31, 2009: Tuukka Rask earns his first NHL shutout with a 1-0 win over NY Rangers. It is his only Boston game of the season.
- April 4, 2009: The Bruins take a 1-0 win vs. NY Rangers, clinching the top record in the Eastern Conference.



Phil Kessel had the league's longest point streak in 2008-09 with an 18-game point stretch from Nov. 13-Dec. 21.



David Krejci led the NHL in plus/minus in 2008-09 at +37.



(L to R): Tim Thomas, Zdeno Chara and Marc Savard all played in the 2008-09 NHL All-Star Game in Montreal.

Chara played in his fourth contest, while Thomas and Savard both played in their second. Thomas was the game's winning goaltender, becoming just the fifth netminder in NHL history to win consecutive All-Star Games.



Zdeno Chara set an NHL All-Star SuperSkills record with a 105.4 mph blast in the Hardest Shot competition.



Rookie Blake Wheeler was named MVP of the YoungStars Game during All-Star weekend with four goals and an assist in the game.



THE LAST TIME ... Regular Season

BRUINS TEAM

Home Shutout I-0 vs. NY Rangers, April 4, 2009
Road Shutout 2-0 at New Jersey, December 23, 2008
Consecutive Shutouts I-0/OT at Edmonton, October 27, 2008 &
I-0 at Vancouver, October 28, 2008
Home Scoreless Game after 65 minutes.....
vs. NY Rangers, October 20, 2007 (I-0 shootout decision)
Road Scoreless Game after 65 minutes.....
at NY Rangers, March 9, 2008 (0-I shootout decision)
Penalty-Free Gameat NY Islanders, January 27, 2004
Ten-Goal GameI0-3 at Chicago, October 16, 1988
Eleven-Goal Game I I-5 at Quebec, March 8, 1983
Ten-Goal DecisionI0-0 vs. Toronto, December 20, 1979
Eleven-Goal Decision.....I2-I vs. Washington, December 14, 1974
50+ Shot Game53 at Toronto, October 24, 2005
Five-Goal Period..... Third vs. NY Islanders, November 28, 2008
Six-Goal Period.....Second vs. St. Louis, November 3, 1983
Seven-Goal PeriodSecond vs. Edmonton, January 17, 1980
20+ Shot Period 21, Third at NY Rangers, March 8, 2009
Shotless Period Second at San Jose, October 13, 2007

BRUINS INDIVIDUAL

Hat Trick.....Phil Kessel at NY Islanders, April 12, 2009
Shutout.....Tim Thomas vs. NY Rangers, April 4, 2009
Consecutive Shutouts.....Tim Thomas, 1-0/OT at Edmonton,
October 27, 2008 & 1-0 at Vancouver, October 28, 2008
Penalty Shot.....P.J. Axelsson (no goal) vs. Tampa Bay,
December 8, 2008
Last Second Score, Game.....Glen Metropolit vs. Buffalo,
February 5, 2008
Last Second Score, Period.....Dennis Wideman, First at Montreal,
February 1, 2009
Four-Goal Game.....Dave Andreychuk vs. Tampa Bay,
October 28, 1999
Four-Assist Game.....Marc Savard at Los Angeles, October 12, 2007
Five-Assist Game.....Patrice Bergeron at Ottawa, December 19, 2006
Six-Assist Game.....Bobby Orr at Vancouver, January 1, 1973
Five-Point Game.....Marc Savard, 1-4=5 at Los Angeles,
October 12, 2007
Six-Point Game.....Ray Bourque, 1-5=6 at Vancouver,
February 18, 1990
Seven-Point Game.....Cam Neely, 3-4=7 at Chicago,
October 16, 1988
Two Hat Tricks, Same Game.....Andy Hebenton & Dean Prentice,
at Toronto, January 18, 1964
Goaltender Assist.....Tim Thomas vs. Anaheim, February 26, 2009

OPPONENT TEAM

Home Shutout	0-1 vs. Minnesota, January 6, 2009
Road Shutout	0-2 at Columbus, March 10, 2009
Consecutive Shutouts	0-7 at NY Rangers, March 17, 2007 & 0-1 at Montreal, March 20, 2007
Penalty-Free Game	at Toronto, March 28, 2001
Ten-Goal Game	2-10 at Washington, March 3, 2008
Eleven-Goal Game	4-11 at Toronto, February 7, 1976
Eight-Goal Decision.....	2-10 at Washington, March 3, 2008
Nine-Goal Decision.....	0-9 at Atlanta, March 9, 1976
50+ Shot Game	52 at Montreal, November 17, 2007
Five-Goal Period.....	Second vs. Toronto, January 4, 2007
Six-Goal Period.....	First at Washington, March 3, 2008
20+ Shot Period	20, Third vs. St. Louis, January 19, 2009
Shotless Period	Third at Los Angeles, October 18, 2003

OPPONENT INDIVIDUAL

Hat Trick.....	Thomas Vanek, Buffalo, April 5, 2008
Shutout.....	Steve Mason, Columbus, March 10, 2009
Penalty Shot.....	Alexandre Giroux (no goal), at Washington, December 10, 2008
Last Second Score, Game.....	David Backes, St. Louis, January 19, 2009
Last Second Score, Period.....	David Backes, Third vs. St. Louis, January 19, 2009
Four-Goal Game.....	Michal Nylander, Chicago, December 4, 1999
Five-Goal Game.....	Dave Andreychuk, Buffalo, February 6, 1986
Four-Assist Game.....	Vincent Lecavalier, Tampa Bay, November 4, 2006
Five-Assist Game.....	Marian Stastny, Quebec, April 1, 1982
Six-Assist Game.....	Ron Francis, Hartford, March 5, 1987
Five-Point Game.....	Alex Ovechkin, 3-2=5 at Washington, March 3, 2008
Six-Point Game.....	Ron Francis, Hartford, (0-6=6), March 5, 1987
Two Hat Tricks, Same Game	Eric Daze & Steve Sullivan, Chicago, March 9, 2003





*No artificial flavors,
no added preservatives.
Since 1886.*

The Frozen One

Coca-Cola is proud to refresh the **Bruins** and their fans



PLAYOFF RECORDS



BOSTON BRUINS YEAR-BY-YEAR STANLEY CUP RECORDS

Season	Opponent	Round	W	L	T	GF	GA	Stanley Cup Champion
1924-25	DID NOT QUALIFY							Victoria Cougars
1925-26	DID NOT QUALIFY							Montreal Maroons
1926-27	Chicago Blackhawks	QF	1	0	1	10	5	
	New York Rangers	SF	1	0	1	3	1	
	Ottawa Senators	F	0	2	2	3	7	Ottawa Senators
1927-28	New York Rangers	SF	0	1	1	2	5	New York Rangers
1928-29	Montreal Canadiens	SF	3	0	0	5	2	
	New York Rangers	F	2	0	0	4	1	Boston Bruins
1929-30	Montreal Maroons	SF	3	1	0	11	5	
	Montreal Canadiens	F	0	2	0	3	7	Montreal Canadiens
1930-31	Montreal Canadiens	SF	2	3	0	13	13	Montreal Canadiens
1931-32	DID NOT QUALIFY							Toronto Maple Leafs
1932-33	Toronto Maple Leafs	SF	2	3	0	7	9	New York Rangers
1933-34	DID NOT QUALIFY							Chicago Blackhawks
1934-35	Toronto Maple Leafs	SF	1	3	0	2	7	Montreal Maroons
1935-36	Toronto Maple Leafs	QF	1	1	0	6	8	Detroit Red Wings
1936-37	Montreal Maroons	QF	1	2	0	6	8	Detroit Red Wings
1937-38	Toronto Maple Leafs	SF	0	3	0	3	6	Chicago Blackhawks
1938-39	New York Rangers	SF	4	3	0	14	12	
	Toronto Maple Leafs	F	4	1	0	12	6	Boston Bruins
1939-40	New York Rangers	SF	2	4	0	9	15	New York Rangers
1940-41	Toronto Maple Leafs	SF	4	3	0	15	17	
	Detroit Red Wings	F	4	0	0	12	6	Boston Bruins
1941-42	Chicago Blackhawks	QF	2	1	0	5	7	
	Detroit Red Wings	SF	0	2	0	5	9	Toronto Maple Leafs
1942-43	Montreal Canadiens	SF	4	1	0	18	17	
	Detroit Red Wings	F	0	4	0	5	16	Detroit Red Wings
1943-44	DID NOT QUALIFY							Montreal Canadiens
1944-45	Detroit Red Wings	SF	3	4	0	22	22	Toronto Maple Leafs
1945-46	Detroit Red Wings	SF	4	1	0	16	10	
	Montreal Canadiens	F	1	4	0	13	19	Montreal Canadiens
1946-47	Montreal Canadiens	SF	1	4	0	10	16	Toronto Maple Leafs
1947-48	Toronto Maple Leafs	SF	1	4	0	13	20	Toronto Maple Leafs
1948-49	Toronto Maple Leafs	SF	1	4	0	10	16	Toronto Maple Leafs
1949-50	DID NOT QUALIFY							Detroit Red Wings
1950-51	Toronto Maple Leafs	SF	1	4	1	5	17	Toronto Maple Leafs
1951-52	Montreal Canadiens	SF	3	4	0	12	18	Detroit Red Wings
1952-53	Detroit Red Wings	SF	4	2	0	21	21	
	Montreal Canadiens	F	1	4	0	9	16	Montreal Canadiens
1953-54	Montreal Canadiens	SF	0	4	0	4	16	Detroit Red Wings
1954-55	Montreal Canadiens	SF	1	4	0	9	16	Detroit Red Wings
1955-56	DID NOT QUALIFY							Montreal Canadiens
1956-57	Detroit Red Wings	SF	4	1	0	15	14	
	Montreal Canadiens	F	1	4	0	6	15	Montreal Canadiens
1957-58	New York Rangers	SF	4	2	0	28	16	
	Montreal Canadiens	F	2	4	0	14	16	Montreal Canadiens
1958-59	Toronto Maple Leafs	SF	3	4	0	21	20	Montreal Canadiens
1959-60	DID NOT QUALIFY							Montreal Canadiens
1960-61	DID NOT QUALIFY							Chicago Blackhawks
1961-62	DID NOT QUALIFY							Toronto Maple Leafs
1962-63	DID NOT QUALIFY							Toronto Maple Leafs
1963-64	DID NOT QUALIFY							Toronto Maple Leafs
1964-65	DID NOT QUALIFY							Montreal Canadiens
1965-66	DID NOT QUALIFY							Montreal Canadiens
1966-67	DID NOT QUALIFY							Toronto Maple Leafs
1967-68	Montreal Canadiens	QF	0	4	0	8	15	Montreal Canadiens
1968-69	Toronto Maple Leafs	QF	4	0	0	24	5	
	Montreal Canadiens	SF	2	4	0	16	15	Montreal Canadiens
1969-70	New York Rangers	QF	4	2	0	25	16	
	Chicago Blackhawks	SF	4	0	0	20	10	
	St. Louis Blues	F	4	0	0	20	7	Boston Bruins
1970-71	Montreal Canadiens	QF	3	4	0	26	28	Montreal Canadiens
1971-72	Toronto Maple Leafs	QF	4	1	0	18	10	
	St. Louis Blues	SF	4	0	0	28	8	
	New York Rangers	F	4	2	0	18	16	Boston Bruins
1972-73	New York Rangers	QF	1	4	0	11	22	Montreal Canadiens

Bold indicates Stanley Cup championship post-seasons



BOSTON BRUINS YEAR-BY-YEAR STANLEY CUP RECORDS

Season	Opponent	Round	W	L	T	GF	GA	Stanley Cup Champion
1973-74	Toronto Maple Leafs	QF	4	0	0	17	9	Philadelphia Flyers
	Chicago Blackhawks	SF	4	2	0	28	20	
	Philadelphia Flyers	F	2	4	0	13	15	
1974-75	Chicago Blackhawks	PS	1	2	0	15	12	Philadelphia Flyers
1975-76	Los Angeles Kings	QF	4	3	0	26	14	Montreal Canadiens
	Philadelphia Flyers	SF	1	4	0	12	19	
1976-77	Los Angeles Kings	QF	4	2	0	30	24	Montreal Canadiens
	Philadelphia Flyers	SF	4	0	0	14	8	
	Montreal Canadiens	F	0	4	0	6	16	
1977-78	Chicago Blackhawks	QF	4	0	0	19	9	Montreal Canadiens
	Philadelphia Flyers	SF	4	1	0	21	15	
	Montreal Canadiens	F	2	4	0	13	18	
1978-79	Pittsburgh Penguins	QF	4	0	0	16	7	Montreal Canadiens
	Montreal Canadiens	SF	3	4	0	20	25	
1979-80	Pittsburgh Penguins	PS	3	2	0	21	14	New York Islanders
	New York Islanders	QF	1	4	0	14	19	
1980-81	Minnesota North Stars	PS	0	3	0	13	20	New York Islanders
1981-82	Buffalo Sabres	DSF	3	1	0	17	11	New York Islanders
	Quebec Nordiques	DF	3	4	0	26	28	
1982-83	Quebec Nordiques	DSF	3	1	0	11	8	New York Islanders
	Buffalo Sabres	DF	4	3	0	33	23	
	New York Islanders	SF	2	4	0	21	30	
1983-84	Montreal Canadiens	DSF	0	3	0	2	10	Edmonton Oilers
1984-85	Montreal Canadiens	DSF	2	3	0	17	19	Edmonton Oilers
1985-86	Montreal Canadiens	DSF	0	3	0	6	10	Montreal Canadiens
1986-87	Montreal Canadiens	DSF	0	4	0	11	19	Edmonton Oilers
1987-88	Buffalo Sabres	DSF	4	2	0	28	22	Edmonton Oilers
	Montreal Canadiens	DF	4	1	0	15	10	
	New Jersey Devils	SF	4	3	0	30	19	
1988-89	Edmonton Oilers	F	0	4	0	9	18	Calgary Flames
	Buffalo Sabres	DSF	4	1	0	16	14	
	Montreal Canadiens	DF	1	4	0	13	16	
1989-90	Hartford Whalers	DSF	4	3	0	23	21	Edmonton Oilers
	Montreal Canadiens	DF	4	1	0	16	12	
	Washington Capitals	SF	4	0	0	15	6	
1990-91	Edmonton Oilers	F	1	4	0	8	20	Pittsburgh Penguins
	Hartford Whalers	DSF	4	2	0	24	17	
	Montreal Canadiens	DF	4	3	0	18	18	
1991-92	Pittsburgh Penguins	SF	2	4	0	18	27	Pittsburgh Penguins
	Buffalo Sabres	DSF	4	3	0	19	24	
	Montreal Canadiens	DF	4	0	0	14	8	
1992-93	Pittsburgh Penguins	SF	0	4	0	7	19	Montreal Canadiens
	Buffalo Sabres	DSF	0	4	0	12	19	
1993-94	Montreal Canadiens	CQF	4	3	0	22	20	New York Rangers
1994-95	New Jersey Devils	CSF	2	4	0	17	22	
	New Jersey Devils	CQF	1	4	0	5	14	New Jersey Devils
1995-96	Florida Panthers	CQF	1	4	0	16	22	Colorado Avalanche
1996-97	DID NOT QUALIFY							Detroit Red Wings
1997-98	Washington Capitals	CQF	2	4	0	13	15	Detroit Red Wings
1998-99	Carolina Hurricanes	CQF	4	2	0	16	10	Dallas Stars
	Buffalo Sabres	CSF	2	4	0	14	17	
1999-00	DID NOT QUALIFY							New Jersey Devils
2000-01	DID NOT QUALIFY							Colorado Avalanche
2001-02	Montreal Canadiens	CQF	2	4	0	18	20	Detroit Red Wings
2002-03	New Jersey Devils	CQF	1	4	0	8	13	New Jersey Devils
2003-04	Montreal Canadiens	CQF	3	4	0	14	19	Tampa Bay Lightning
2004-05	NHL Season Cancelled							
2005-06	DID NOT QUALIFY							Carolina Hurricanes
2006-07	DID NOT QUALIFY							Anaheim Ducks
2007-08	Montreal Canadiens	CQF	3	4	0	15	19	Detroit Red Wings
2008-09	Montreal Canadiens	CQF	4	0	0	17	6	Pittsburgh Penguins
	Carolina Hurricanes	CSF	3	4	0	17	16	



SUMMARY OF BRUINS PLAYOFF SERIES

Stanley Cup Championships: 5 - vs. NY Rangers, 1929 & 1972
 - vs. Toronto, 1939
 - vs. Detroit, 1941
 - vs. St. Louis, 1970

		Total Series	W	L	Best-of-Seven Series	W	L
Final Series:		17	5	12	14	4	10
Semi-Finals and Conference Championships:		39	17	22	30	14	16
Quarter-Finals, Division Finals and Conference Semi-Finals:		26	15	11	22	13	9
Preliminary Series, Division Semi-Finals and Conference Quarter-Finals:		25	11	14	17	8	9
Two-Game Series:		7	3	4	-	-	-
Three-Game Series:		8	2	6	-	-	-
Four-Game Series:		25	15	10	20	12	8
Five-Game Series:		28	10	18	25	9	16
Six-Game Series:		21	9	12	21	9	12
Seven-Game Series:		18	9	9	18	9	9
When Leading a Series:	1-0	55	37	18	42	30	12
	2-0	31	25	6	26	20	6
	3-0	17	17	0	16	16	0
	2-1	29	21	8	24	17	7
	3-1	18	17	1	15	14	1
	3-2	20	17	3	19	16	3
When Trailing a Series:	0-1	49	10	39	41	9	32
	0-2	32	0	32	26	0	26
	0-3	19	0	19	15	0	15
	1-2	33	7	26	28	6	22
	1-3	22	0	22	19	0	19
	2-3	22	2	20	18	2	16
When a Series is Tied:	1-1	39	21	19	31	19	12
	2-2	30	14	16	26	13	13
	3-3	18	9	9	18	9	9
When winning game one of a series:		55	37	18	42	30	12
When losing game one of a series:		49	10	39	41	9	32
When winning game two of a series:		49	36	13	41	29	12
When losing game two of a series:		56	11	45	41	10	31
When winning game three of a series:		44	31	13	41	29	12
When losing game three of a series:		55	14	41	42	10	32
When winning game four of a series:		49	32	17	43	28	15
When losing game four of a series:		43	12	31	41	12	29
When winning game five of a series:		29	21	8	28	20	8
When losing game five of a series:		38	8	30	35	7	28
When winning game six of a series:		17	11	6	17	11	6
When losing game six of a series:		22	8	14	22	8	14



BOSTON BRUINS PLAYOFF RECORDS vs. TEAMS

Opponent	Series	W	L	GP	W	L	T	GF	GA	Last Series	
Montreal Canadiens	32	8	24	163	64	99	0	403	494	'09 CQF	(Won 4-0)
Toronto Maple Leafs	13	5	8	62	30	31	1	153	150	'74 QF	(Won 4-0)
New York Rangers	9	6	3	42	22	18	2	114	104	'73 QF	(Lost 1-4)
Buffalo Sabres	7	5	2	39	21	18	-	139	130	'99 CSF	(Lost 2-4)
Detroit Red Wings	7	4	3	33	19	14	0	96	98	'57 SF	(Won 4-1)
Chicago Blackhawks	6	5	1	22	16	5	1	97	63	'78 QF	(Won 4-0)
Carolina Hurricanes*	4	3	1	26	15	11	-	80	64	'09 CSF	(Lost 3-4)
Philadelphia Flyers	4	2	2	20	11	9	-	60	57	'78 SF	(Won 4-1)
Pittsburgh Penguins	4	2	2	19	9	10	-	62	67	'92 SF	(Lost 0-4)
New Jersey Devils	4	1	3	23	8	15	-	60	68	'03 CQF	(Lost 1-4)
Los Angeles Kings	2	2	0	13	8	5	-	56	38	'77 QF	(Won 4-2)
St. Louis Blues	2	2	0	8	8	0	-	48	15	'72 SF	(Won 4-0)
Colorado Avalanche**	2	1	1	11	6	5	-	37	36	'83 DSF	(Won 3-1)
Washington Capitals	2	1	1	10	6	4	-	28	21	'98 CQF	(Lost 2-4)
New York Islanders	2	0	2	11	3	8	-	35	49	'83 SF	(Lost 2-4)
Edmonton Oilers	2	0	2	9	1	8	-	17	38	'90 F	(Lost 1-4)
Dallas Stars***	1	0	1	3	0	3	-	13	20	'81 PS	(Lost 0-3)
Florida Panthers	1	0	1	5	1	4	-	16	22	'96 CQF	(Lost 1-4)
Defunct Clubs****	3	1	2	11	4	5	2	20	20		
Total	106	48	58	523	249	268	6	1517	1538		

BOSTON BRUINS HOME-ROAD RECORDS vs. TEAMS

Opponent	Home					Road				
	W	L	T	GF	GA	W	L	T	GF	GA
Buffalo Sabres	14	7	-	78	60	7	11	-	61	70
Carolina Hurricanes*	9	5	-	42	28	6	6	-	38	36
Chicago Blackhawks	9	3	1	61	41	7	2	0	36	22
Colorado Avalanche**	4	2	-	24	18	2	3	-	13	18
Dallas Stars***	0	2	-	10	14	0	1	-	3	6
Detroit Red Wings	10	6	-	43	39	9	8	-	53	59
Edmonton Oilers	0	4	-	8	20	1	4	-	9	18
Florida Panthers	1	1	-	8	6	0	3	-	8	16
Los Angeles Kings	5	2	-	31	12	3	3	-	25	26
Montreal Canadiens	43	36	0	217	207	21	63	0	186	287
New Jersey Devils	4	8	-	36	35	4	7	-	24	30
New York Islanders	2	4	-	18	18	1	4	-	17	31
New York Rangers	14	8	1	75	56	8	10	1	39	48
Philadelphia Flyers	7	3	-	35	26	4	6	-	25	31
Pittsburgh Penguins	6	4	-	37	36	3	6	-	25	31
St. Louis Blues	4	0	-	24	7	4	0	-	24	8
Toronto Maple Leafs	16	16	0	80	67	14	15	1	73	83
Washington Capitals	2	3	-	12	12	4	1	-	16	9
Defunct Clubs****	2	3	1	11	9	2	2	1	9	11

* -- includes games played vs. franchise as Hartford Whalers

** -- all games played vs. franchise as Quebec Nordiques

*** -- all games played vs. franchise as Minnesota North Stars

**** -- defunct clubs are Ottawa Senators (1927) and Montreal Maroons (1930 & 1937)



PLAYOFF RECORDS

TEAM

OVERALL

Most Consecutive Playoff Appearances..... 29; 1968-96*
 Most Consecutive Wins..... 11;
 Ten games in 1970, first game of QF in 1971
 Most Consecutive Losses..... 9; Last three games of F in 1953,
 four games in 1954, first two games of SF in 1955

ONE PLAYOFF YEAR

Most Games Played 22; 1988
 Most Overtime Games..... 5; 1939, 1978
 Most Shutouts..... 3; 1929, 1969, 1972, 1976
 Most Wins..... 13; 1990
 Most Wins, Home 8; 1988, 1990
 Most Wins, Road 6; 1972
 Most Overtime Wins 4; 1978
 Most Consecutive Wins..... 10; 1970
 Most Losses..... 10; 1988
 Most Losses, Home 5; 1994
 Most Losses, Road 8; 1988
 Most Overtime Losses..... 3; 1976, 1993
 Most Power Play Goals..... 24; 1991
 Most Power Play Goals Against..... 22; 1988
 Most Shorthanded Goals 5; 1969 & 1970
 Most Shorthanded Goals Against..... 2; 5x, last 1991

ONE PLAYOFF SERIES

TWO-GAME SERIES:

Most Goals 10; 1927 QF vs. Chicago
 Most Goals Against..... 8; 1936 QF vs. Toronto
 Most Goals, Both Teams 15; 1927 QF vs. Chicago
 Fewest Goals..... 2; 1928 SF vs. NY Rangers
 Fewest Goals Against..... 1; 1927 SF vs. NY Rangers, 1929 F vs. NY Rangers
 Fewest Goals, Both Teams 4; 1927 SF vs. NY Rangers

THREE-GAME SERIES:

Most Goals 15; 1975 PS vs. Chicago
 Most Goals Against..... 20; 1981 PS vs. Minnesota
 Most Goals, Both Teams 33; 1981 PS vs. Minnesota*
 Fewest Goals..... 2; 1984 DSF vs. Montreal
 Fewest Goals Against..... 2; 1929 SF vs. Montreal
 Fewest Goals, Both Teams 7; 1929 SF vs. Montreal*

FOUR-GAME SERIES:

Most Goals 28; 1972 SF vs. St. Louis*
 Most Goals Against..... 19; 1987 DSF vs. Montreal,
 1992 SF vs. Pittsburgh, 1993 DSF vs. Buffalo
 Most Goals, Both Teams 36; 1972 SF vs. St. Louis*
 Fewest Goals..... 2; 1935 SF vs. Toronto
 Fewest Goals Against..... 5; 1930 SF vs. Montreal Maroons,
 1969 QF vs. Toronto
 Fewest Goals, Both Teams 9; 1935 SF vs. Toronto*

FIVE-GAME SERIES:

Most Goals 21; 1978 SF vs. Philadelphia, 1980 QF vs. Pittsburgh
 Most Goals Against..... 22; 1973 QF vs. NY Rangers, 1996 CQF vs. Florida
 Most Goals, Both Teams 38; 1996 CQF vs. Florida
 Fewest Goals..... 5; 1995 CQF vs. New Jersey
 Fewest Goals Against..... 6; 1939 F vs. Toronto
 Fewest Goals, Both Teams 16; 1933 SF vs. Toronto

SIX-GAME SERIES:

Most Goals 30; 1977 QF vs. Los Angeles
 Most Goals Against..... 30; 1983 SF vs. NY Islanders

Most Goals, Both Teams 54; 1977 QF vs. Los Angeles
 Fewest Goals..... 5; 1951 SF vs. Toronto*
 Fewest Goals Against..... 10; 1999 CQF vs. Carolina
 Fewest Goals, Both Teams 22; 1951 SF vs. Toronto

SEVEN-GAME SERIES:

Most Goals 33; 1983 DF vs. Buffalo
 Most Goals Against..... 28; 1971 QF vs. Montreal, 1982 DF vs. Quebec
 Most Goals, Both Teams 56; 1983 DF vs. Buffalo
 Fewest Goals..... 12; 1952 SF vs. Montreal
 Fewest Goals Against..... 12; 1939 SF vs. NY Rangers
 Fewest Goals, Both Teams 26; 1939 SF vs. NY Rangers

OVERTIME:

Most Games 4; 1933 SF vs. Toronto, 1939 SF vs. NY Rangers

POWER PLAY:

Most Goals 11; 1976 QF vs. Los Angeles & 1988 SF vs. New Jersey
 Most Goals Against..... 11; 1988 DSF vs. Buffalo
 Most Goals, Both Teams 17; 1988 DSF vs. Buffalo
 Boston scored 6; Buffalo scored 11

SHORTHANDED:

Most Goals 4; 1958 SF vs. NY Rangers
 Most Goals Against..... 4; 1981 PS vs. Minnesota, 1989 DSF vs. Buffalo
 Most Goals, Both Teams 7; 1958 SF vs. NY Rangers*
 Boston scored 4; NY Rangers scored 3

PENALTIES:

Most Penalties..... 95; 1988 DSF vs. Buffalo
 Most Penalty Minutes..... 308; 1988 DSF vs. Buffalo
 Most Penalty Minutes, Both Teams 611; 1988 DSF vs. Buffalo
 Boston recorded 308; Buffalo recorded 303

ONE PLAYOFF GAME

Most Goals 10; April 2, 1969, 10-0 vs. Toronto,
 April 20, 1972, 10-2 vs. St. Louis
 Most Goals Against..... 9; April 9, 1981, 6-9 vs. Minnesota,
 April 29, 1992, 3-9 at Buffalo
 Most Goals, Both Teams 15; April 9, 1981, 6-9 vs. Minnesota
 Most Power Play Goals..... 6; April 2, 1969 vs. Toronto*
 Most Power Play Goals Against..... 4; April 5, 1989 vs. Buffalo,
 April 29, 1992 at Buffalo
 Most Power Play Goals, Both Teams 6; April 2, 1969,
 Boston 6, Toronto 0; April 21, 1974, Boston 3, Chicago 3
 Most Shorthanded Goals 3; April 11, 1981 at Minnesota*
 Most Shorthanded Goals Against..... 2; March 19, 1940 at NY Rangers,
 April 1, 1958 vs. NY Rangers, April 5, 1989 vs. Buffalo
 Most Shorthanded Goals, Both Teams..... 4; April 11, 1981,*
 Boston 3, Minnesota 1
 Most Penalties..... 23; April 9, 1988 vs. Buffalo
 Most Penalty Minutes..... 126; April 17, 1980 vs. NY Islanders
 Most Penalty Minutes, Both Teams 254; April 17, 1980 ,
 Boston 126, NY Islanders 128
 Most Shots** 89; April 3, 1933 at Toronto (6 OT);
 61; April 25, 1994 vs. Montreal
 Most Shots Against** 112; April 3, 1933 at Toronto (6 OT)
 58; April 3, 1947 at Montreal
 Fewest Shots** 12; March 28, 1951 at Toronto;
 May 20, 1988 at Edmonton
 Fewest Shots Against** 12; April 6, 1939 vs. Toronto;
 April 19, 1978 vs. Chicago

* -- denotes NHL record

** -- Shots on goal were not kept as an official NHL statistic until the 1955-56 season. Records prior to that season are unofficial.



PLAYOFF RECORDS

ONE PLAYOFF PERIOD

Most Goals	6; April 11, 1991 vs. Hartford (3rd)
Most Goals Against.....	6; March 26, 1936 at Toronto (2nd)
Most Goals, Both Teams	7; March 26, 1936 (2nd), Toronto 6, Boston 1; April 20, 1972 (3rd), Boston 5, St. Louis 2; April 14, 1985 (2nd), Boston 5, Montreal 2
Most Power Play Goals.....	4; April 11, 1991 vs. Hartford (3rd)*
Most Power Play Goals Against.....	4; March 26, 1936 at Toronto (2nd)*
Most Power Play Goals, Both Teams.....	4; 2x, last April 11, 1991 (3rd) Boston scored 4, Hartford scored 0
Most Shorthanded Goals	2; 6x, last, April 6, 1988 vs. Buffalo (1st)
Most Shorthanded Goals Against	1; 33x, last, May 14, 1999 at Buffalo (3rd)
Most Shorthanded Goals, Both Teams.....	2; 6x last, April 6, 1988 (1st), Boston 2, Buffalo 0
Most Penalties	18; April 17, 1980 vs. NY Islanders (1st)
Most Penalty Minutes.....	124; April 17, 1980 vs. NY Islanders (1st)
Most Penalty Minutes, Both Teams	248; April 17, 1980* Boston 124, NY Islanders 124 (1st)
Most Shots**	26; April 22, 1969 at Montreal (2nd)
Most Shots Against**	26; April 4, 1927 at NY Rangers (3rd)
Fewest Shots**	0; April 6, 1939 vs. Toronto (2nd)
Fewest Shots Against**	1; 5x, last May 1, 1994 at New Jersey (3rd)

FASTEST

Goal from Start of Period	0:10; Bobby Schmautz, April 15, 1977 at Los Angeles (3rd); John Byce, May 20, 1990 at Edmonton (1st)
Goal Against from Start of Period.....	0:06; Don Kozak, April 17, 1977 at Los Angeles (1st)
Two Goals	0:07; April 23, 1989 vs. Montreal (2nd), Cam Neely, 14:54 & Michael Thelven, 15:01
Two Goals, One Player.....	0:11; April 25, 1991 vs. Montreal (3rd), Cam Neely, 7:58 & 8:09
Two Goals Against.....	0:06; April 21, 1994 at Montreal (2nd), Mike Keane, 11:50 & Gilbert Dionne, 11:56
Two Goals Against, One Player	0:31; March 25, 1954 at Montreal (1st), Bernard Geoffrion, 5:57 & 6:28
Two Goals, Both Teams	0:08; April 15, 2003 vs. New Jersey (3rd) Scott Niedermayer (NJ), 1:37 & Martin Lapointe (Bos), 1:45
Three Goals.....	1:02; March 30, 1952 vs. Montreal (2nd), Hal Laycoe, 2:05, Dave Creighton, 2:38 & Ed Sandford, 3:07
Three Goals, One Player	13:40; April 8, 1982 vs. Buffalo (2nd) Barry Pederson, 0:48, 3:56 & 14:28
Three Goals Against	1:11; April 8, 1987 at Montreal (1st), Larry Robinson, 4:37, Guy Carbonneau, 4:56 & Stephane Richer, 5:48
Three Goals Against, One Player	5:55; May 21, 1992 vs. Pittsburgh (1st), Kevin Stevens, 9:08, 12:42 & 15:03
Three Goals, Both Teams.....	0:38; April 26, 1977 at Philadelphia (2nd), Mike Milbury (Bos), 15:01, Gary Dornhoefer (Phi), 15:16 & Jean Ratelle (Bos), 15:39
Four Goals	4:41; April 14, 1985 vs. Montreal (2nd), Keith Crowder, 8:55, Butch Goring, 9:21, Terry O'Reilly, 13:15 & Ken Linseman, 13:36
Four Goals Against.....	3:27; May 3, 1983 at New York Islanders (3rd), Duane Sutter, 5:25, Mike Bossy, 6:41, Denis Potvin, 8:12 & Bobby Nystrom, 8:52
Four Goals, Both Teams	1:38; April 26, 1977 at Philadelphia (2nd), Gregg Sheppard (Bos), 14:01, Mike Milbury (Bos), 15:01, Gary Dornhoefer (Phi) 15:16 & Jean Ratelle (Bos) 15:39
Five Goals	10:11; April 8, 1970 vs. New York Rangers (2nd) Bobby Orr, 4:56 & 7:35, Derek Sanderson, 8:19, Phil Esposito 11:44 & Wayne Cashman, 15:07
Five Goals Against	5:59; May 3, 1983 at New York Islanders (3rd), Mike Bossy, 2:53 & 6:41, Duane Sutter, 5:25, Denis Potvin & Bobby Nystrom, 8:52
Five Goals, Both Teams.....	4:41; April 14, 1985 vs. Montreal (2nd) Keith Crowder (Bos), 8:55, Butch Goring (Bos), 9:21, Steve Rooney (Mtl), 9:52, Terry O'Reilly (Bos), 13:15 & Ken Linseman, 13:36

* -- denotes NHL record

** -- Shots on goal were not kept as an official NHL statistic until the 1955-56 season. Records prior to that season are unofficial.

INDIVIDUAL

CAREER

Most Games	180; Ray Bourque
Most Goals	55; Cam Neely
Most Assists	125; Ray Bourque
Most Assists by a Goaltender.....	4; Gilles Gilbert
Most Points.....	161; Ray Bourque, 36 goals & 125 assists
Most Penalty Minutes.....	335; Terry O'Reilly
Most Penalty Minutes by a Goaltender.....	27; Andy Moog
Most Three-or-More Goal Games	4; Phil Esposito
Most Power Play Goals.....	24; Cam Neely
Most Shorthanded Goals	6; Ed Westfall
Most Overtime Goals	3; Mel Hill & Terry O'Reilly
Most Stanley-Cup-Winning Goals.....	2; Bobby Orr
Most Wins by a Goaltender.....	53; Gerry Cheevers
Most Shutouts by a Goaltender.....	8; Gerry Cheevers
Longest Point Streak	18; Phil Esposito, 13-20=33, April 11, 1970 - April 18, 1971

ONE PLAYOFF YEAR

Most Points.....	33; Rick Middleton, 11-22=33, 1983
Most Points by a Rookie.....	18; Barry Pederson, 7-11=18, 1982
Most Points by a Defenseman.....	25; Ray Bourque, 7-18=25, 1991
Most Points by a Line.....	63; 19-44=63, 1990, Right Wing Cam Neely, 12-16=28, Center Craig Janney, 3-19=22 & Left Wing Brian Propp, 4-9=13
Most Goals	16; Cam Neely, 1991
Most Goals by a Defenseman.....	9; Bobby Orr, 1970 & Brad Park, 1978
Most Goals by a Rookie	8; Mike Krushelnyski, 1983 & Bobby Joyce, 1988
Most Overtime Goals	3; Mel Hill, 1939*
Most Power Play Goals.....	9; Cam Neely, 1991
Most Shorthanded Goals	3; Derek Sanderson, 1969*
Most Three-or-More-Goal Games	2; Phil Esposito, 1970 & Cam Neely, 1991
Most Assists.....	22; Rick Middleton, 1983
Most Assists by a Defenseman	19; Bobby Orr, 1972
Most Assists by a Rookie.....	11; Barry Pederson, 1982
Most Assists by a Goaltender.....	3; Gilles Gilbert, 1974
Most Penalty Minutes	124; Jay Miller, 1988
Most Penalty Minutes by a Goaltender.....	17; Andy Moog, 1992
Longest Point Streak	14; Bobby Orr, 9-11=20, 1970
Most Minutes Played by a Goaltender.....	1196; Andy Moog, 1990
Longest Win Streak by a Goaltender	10; Gerry Cheevers, 1970

ONE PLAYOFF SERIES

Most Points.....	19; Rick Middleton, 5-14=19, 1983 DF vs. Buffalo*
Most Goals	8; Jerry Toppazzini, 1958 SF vs. NY Rangers & Bobby Schmautz, 1977 QF vs. Los Angeles
Most Power Play Goals.....	4; 4x, last Cam Neely, 1991 DF vs. Montreal
Most Shorthanded Goals	2; Jerry Toppazzini, 1958 SF vs. NY Rangers, Derek Sanderson, 1969 SF vs. Montreal & Bobby Lalonde, 1981 PS vs. Minnesota
Most Overtime Goals	3; Mel Hill, 1939 SF vs. NY Rangers*
Most Assists.....	14, Rick Middleton, 1983 DF vs. Buffalo*

-- denotes NHL record



PLAYOFF RECORDS

ONE PLAYOFF GAME

Most Points.....	6; Phil Esposito, 4-2=6, April 2, 1969 vs. Toronto & Rick Middleton, 2-4=6, April 18, 1983 at Buffalo
Most Points Against.....	6; Dickie Moore, 2-4=6, March 25, 1954 at Montreal
Most Goals.....	4; Phil Esposito, April 2, 1969 vs. Toronto
Most Goals by a Defenseman.....	3; Bobby Orr, April 11, 1971 at Montreal*
Most Power Play Goals.....	3; Phil Esposito, April 2, 1969 vs. Toronto & John Bucyk, April 21, 1974 vs. Chicago
Most Shorthanded Goals.....	2; Bobby Lalonde, April 11, 1981 at Minnesota*
Most Goals Against.....	5; Reggie Leach, May 6, 1976 at Philadelphia
Most Assists.....	5; Don McKenney, April 5, 1958 vs. NY Rangers
Most Assists Against.....	4; Dickie Moore, March 25, 1954 at Montreal; Dick Redmond, April 21, 1974 vs. Chicago
Most Penalty Minutes.....	32; Wayne Cashman, April 11, 1970 at NY Rangers & Jay Miller, April 9, 1988 at Buffalo
Most Shots.....	13; Phil Esposito, April 2, 1969 vs. Toronto
Most Shots Against.....	11; Stan Mikita, April 19, 1970 at Chicago

ONE PLAYOFF PERIOD

Most Points.....	4; Barry Pederson, 3-1=4, April 8, 1982 vs. Buffalo (2nd)*, Peter McNab, 1-3=4, April 11, 1982 at Buffalo (2nd) & Ken Linseman, 2-2=4, April 14, 1985 vs. Montreal (2nd)
Most Goals.....	3; Bobby Schmautz, April 11, 1977 vs. Los Angeles (1st) & Barry Pederson, April 8, 1982 vs. Buffalo (2nd)
Most Assists.....	3; Bobby Bauer, March 24, 1946 at Detroit (3rd), Don McKenney, April 5, 1958 vs. NY Rangers (3rd), Bobby Orr, April 8, 1971 vs. Montreal (2nd), Bobby Orr, April 9, 1972 at Toronto (3rd), Phil Esposito, April 30, 1972 vs. NY Rangers (2nd), Jean Ratelle, April 11, 1977 vs. Los Angeles (1st), Peter McNab, April 11, 1982 at Buffalo (2nd), Rick Middleton, April 18, 1983 at Buffalo (3rd), Ray Bourque, April 20, 1983 vs. Buffalo (1st), Ray Bourque, April 14, 1985 vs. Montreal (2nd), Craig Janney, April 11, 1991 vs. Hartford (3rd) & Adam Oates, April 24, 1993 at Buffalo (1st)
Most Power Play Goals.....	2; Don McKenney, March 29, 1958 vs. NY Rangers (1st), Phil Esposito, April 2, 1969 vs. Toronto (2nd), John Bucyk, April 23, 1970 vs. Chicago (2nd), John McKenzie, April 23, 1972 at St. Louis (2nd), John Bucyk, April 21, 1974 vs. Chicago (1st) & Cam Neely, April 11, 1991 vs. Hartford (3rd)
Most Shorthanded Goals.....	2; Bobby Lalonde, April 11, 1981 at Minnesota (3rd)*
Most Shots.....	9; Ray Bourque, April 8, 1980 vs. Pittsburgh (3rd)
Most Shots Against.....	7; John Tucker, April 9, 1988 at Buffalo (2nd)

* -- denotes NHL record



Cam Neely is Boston's all-time playoff goal leader, including three post-season hat tricks.

TOP TEN CATEGORY LEADERS

GAMES PLAYED

1	Ray Bourque	180
2	Wayne Cashman	145
3	Don Marcotte.....	132
4	Rick Middleton	111
5	John Bucyk.....	109
6	Terry O'Reilly.....	108
7	Glen Wesley.....	105
8	Brad Park.....	91
9	Gerry Cheevers.....	88
10	Woody Dumart.....	88

GOALS

1	Cam Neely	55
2	Phil Esposito.....	46
3	Rick Middleton	45
4	John Bucyk.....	40
5	Peter McNab.....	38
6	Ken R. Hodge.....	34
7	Don Marcotte.....	34
8	Wayne Cashman	31
9	Gregg Sheppard	28
10	Bobby Orr	26
	Bob Schmautz.....	26

ASSISTS

1	Ray Bourque	125
2	Bobby Orr	66
3	John Bucyk.....	60
4	Wayne Cashman	57
5	Phil Esposito.....	56
6	Craig Janney	56
7	Rick Middleton	55
8	Brad Park.....	55
9	Ken R. Hodge.....	47
10	Terry O'Reilly.....	42

POINTS

1	Ray Bourque	161
2	Phil Esposito.....	102
3	Rick Middleton	100
4	John Bucyk.....	100
5	Bobby Orr	92
6	Wayne Cashman	88
7	Cam Neely	87
8	Ken R. Hodge.....	81
9	Brad Park.....	78
10	Peter McNab.....	74



Ray Bourque is Boston's all-time playoff leader in games, assists and points.



THREE-PLUS GOAL COMEBACKS

Date	Leading Score					Period	Final Score					Round
Mar. 24, 1931	Montreal	4	at	Boston	1	Third	Montreal	4	at	Boston	*5	SF
Mar. 21, 1943	Montreal	3	at	Boston	0	Second	Montreal	4	at	Boston	5	SF
Apr. 5, 1983	Quebec	3	at	Boston	0	Second	Quebec	3	at	Boston	*4	DSF
Apr. 14, 1985	Montreal	4	at	Boston	1	Second	Montreal	6	at	Boston	7	DSF
Apr. 6, 1989	Buffalo	3	at	Boston	0	Second	Buffalo	3	at	Boston	5	DSF
Apr. 11, 1990	Boston	2	at	Hartford	5	Third	Boston	6	at	Hartford	5	DSF

* -- overtime game

THREE-PLUS GOAL BLOWN LEADS

Date	Leading Score					Period	Final Score					Round
Apr. 8, 1971	Montreal	1	at	Boston	5	Second	Montreal	7	at	Boston	5	QF
Apr. 24, 1993	Boston	5	at	Buffalo	2	Second	Boston	5	at	Buffalo	*6	DSF

* -- overtime game

PLAYOFF PENALTY SHOTS FOR

Date	Shooting Team	Shooter	Defending Team	Goaltender	Score	Game Score
Apr. 9, 1981	at Boston Bruins	Peter McNab	Minnesota North Stars	Don Beaupre	No	6-9

PLAYOFF PENALTY SHOTS AGAINST

Date	Shooting Team	Shooter	Defending Team	Goaltender	Score	Game Score
Mar. 25, 1937	Montreal Maroons	Lionel Conacher	at Boston Bruins	Cecil Thompson	No	4-0
Apr. 9, 1988	at Buffalo Sabres	John Tucker	Boston Bruins	Andy Moog	Yes	2-6
May 3, 1990	Washington Capitals	Kelly Miller	at Boston Bruins	Andy Moog	No	5-3
May 18, 1990	Edmonton Oilers	Petr Klima	at Boston Bruins	Reggie Lemelin	No	2-7

BOSTON BRUINS STANLEY CUP CHAMPIONSHIP TEAMS

1928-29: Cecil "Tiny" Thompson, Eddie Shore, Lionel Hitchman, Perk Galbraith, Eric Pettinger*, Frank Frederickson*, Mickey Mackay**, Red Green, Norman "Dutch" Gainor, Harry Oliver, Eddie Rodden, Aubrey "Dit" Clapper, Ralph "Cooney" Weiland, Lloyd Klein, Cy Denneny, Bill Carson, George Owen, Myles Lane, Coach Art Ross

1938-39: Bobby Bauer, Mel Hill, Bill "Flash" Hollett, Roy Conacher, Gord Pettinger, Milt Schmidt, Woody Dumart, Jack Crawford, Ray Getliffe, Frank Brimsek, Eddie Shore, Aubrey "Dit" Clapper, Bill Cowley, Jack Portland, Red Hamill, Ralph "Cooney" Weiland, Charlie Sands, Jack Shewchuk, Cecil "Tiny" Thompson, Coach Art Ross

1940-41: Bill Cowley, Des Smith, Aubrey "Dit" Clapper, Frank Brimsek, Bill "Flash" Hollett, John Crawford, Bobby Bauer, Pat McCreavy, Herb Cain, Mel Hill, Milt Schmidt, Woody Dumart, Roy Conacher, Terry Reardon, Art Jackson, Eddie Wiseman, Gordie Bruce, Robert Hamill, Jack Shewchuk, Coach Ralph "Cooney" Weiland

1969-70: Gerry Cheevers, Ed Johnston, Bobby Orr, Rick Smith, Dallas Smith, Bill Speer, Gary Doak, Don Awrey, Phil Esposito, Ken Hodge, John Bucyk, Wayne Carleton**, Wayne Cashman, Derek Sanderson, Fred Stanfield, Ed Westfall, John McKenzie, Jim Lorentz, Don Marcotte, Bill Lesuk, Dan Schock, Garnet "Ace" Bailey, Nick Beverley, Jim Harrison*, Ron Murphy, Frank Spring, Tom Webster, Barry Wilkins, Coach Harry Sinden

1971-72: Gerry Cheevers, Ed Johnston, Bobby Orr, Ted Green, Carol Vadnais**, Dallas Smith, Don Awrey, Phil Esposito, Ken Hodge, John Bucyk, Mike Walton, Wayne Cashman, Garnet "Ace" Bailey, Derek Sanderson, Fred Stanfield, Ed Westfall, John McKenzie, Don Marcotte, Garry Peters, Rick Smith*, Nick Beverley, Ivan Boldirev*, Ron Jones, Reg Leach*, Matt Ravlich, Doug Roberts, Terry O'Reilly, Bob Stewart*, Coach Tom Johnson

* -- Traded during season

** -- Purchased during season



PLAYOFF OVERTIME RECORDS

	GP	W	L	T	Last	Score	Round	Scorer/Time
Overall	105	41	61	3				
Home	48	22	25	1	May 14, 2009	Bos 2 / Car 3	CSF	Scott Walker / 18:46
Road	57	19	36	2	May 6, 2009	Bos 2 / Car 3	CSF	Jussi Jokinen / 2:48
Longest Overtime					April 3, 1933	Bos 0 at Tor 1	SF	Ken Doraty / 106:46
Shortest Overtime					April 13, 1976	LA 3 at Bos 2	QF	Butch Goring / 0:27
					April 19, 1991	Mtl 4 at Bos 3	DF	Stephane Richer / 0:27
			W	L	Last			
One-Overtime Games:	85	32	53		May 14, 2009 / Car 3 at Bos 2 / CSF			
Two-Overtime Games:	10	4	6		April 13, 2004 / Bos 4 at Mtl 3 / CQF			
Three-Overtime Games:	4	3	1		May 15, 1990 / Edm 3 at Bos 2 / F			
Four-Overtime Games:	0							
Five-Overtime Games:	0							
Six-Overtime Games:	1	0	1		Apr. 3, 1933 / Bos 0 at Tor 1 / SF			

PLAYOFF OVERTIME VICTORIES

Date	Team	at	Team	Scorer	Time	Round
Mar. 20, 1930	Boston Bruins	2	at Montreal Maroons	1	Harry Oliver	45:35 SF
Mar. 24, 1931	Montreal Canadiens	4	at Boston Bruins	5	Cooney Weiland	18:56 S
Mar. 25, 1933	Toronto Maple Leafs	1	at Boston Bruins	2	Marty Barry	14:14 SF
Mar. 30, 1933	Boston Bruins	2	at Toronto Maple Leafs	1	Eddie Shore	4:23 SF
Mar. 23, 1935	Toronto Maple Leafs	0	at Boston Bruins	1	Dit Clapper	33:26 SF
Mar. 21, 1939	Boston Bruins	2	at New York Rangers	1	Mel Hill	59:25 SF
Mar. 23, 1939	New York Rangers	2	at Boston Bruins	3	Mel Hill	8:24 SF
Apr. 2, 1939	New York Rangers	1	at Boston Bruins	2	Mel Hill	48:00 SF
Mar. 22, 1942	Boston Bruins	2	at Chicago Blackhawks	1	Des Smith	6:51 QF
Mar. 21, 1943	Montreal Canadiens	4	at Boston Bruins	5	Don Gallinger	12:30 SF
Mar. 25, 1943	Boston Bruins	3	at Montreal Canadiens	2	Harvey Jackson	3:20 SF
Mar. 30, 1943	Montreal Canadiens	4	at Boston Bruins	5	Ab DeMarco	3:41 SF
Mar. 28, 1946	Detroit Red Wings	3	at Boston Bruins	4	Don Gallinger	9:51 SF
Apr. 7, 1946	Montreal Canadiens	2	at Boston Bruins	3	Terry Reardon	15:13 F
Mar. 27, 1949	Boston Bruins	5	at Toronto Maple Leafs	4	Woody Dumart	16:14 SF
Mar. 29, 1953	Detroit Red Wings	1	at Boston Bruins	2	Jack McIntyre	12:29 SF
Mar. 27, 1958	Boston Bruins	4	at New York Rangers	3	Jerry Toppazzini	4:46 SF
May 10, 1970	St. Louis Blues	3	at Boston Bruins	4	Bobby Orr	0:40 F
Apr. 14, 1974	Boston Bruins	4	at Toronto Maple Leafs	3	Ken Hodge	1:27 QF
Apr. 24, 1977	Boston Bruins	4	at Philadelphia Flyers	3	Rick Middleton	2:57 SF
Apr. 26, 1977	Boston Bruins	5	at Philadelphia Flyers	4	Terry O'Reilly	30:07 SF
Apr. 19, 1978	Chicago Blackhawks	3	at Boston Bruins	4	Terry O'Reilly	1:50 QF
Apr. 21, 1978	Boston Bruins	4	at Chicago Blackhawks	3	Peter McNab	10:17 QF
May 2, 1978	Philadelphia Flyers	2	at Boston Bruins	3	Rick Middleton	1:43 SF
May 21, 1978	Montreal Canadiens	3	at Boston Bruins	4	Bobby Schmautz	6:22 F
May 3, 1979	Montreal Canadiens	3	at Boston Bruins	4	Jean Ratelle	3:46 SF
Apr. 21, 1980	Boston Bruins	4	at New York Islanders	3	Terry O'Reilly	17:13 QF
Apr. 23, 1982	Boston Bruins	6	at Quebec Nordiques	5	Peter McNab	10:54 DF
Apr. 5, 1983	Quebec Nordiques	3	at Boston Bruins	4	Barry Pederson	1:46 DSF
Apr. 24, 1983	Buffalo Sabres	2	at Boston Bruins	3	Brad Park	1:52 DF
Apr. 21, 1990	Montreal Canadiens	4	at Boston Bruins	5	Garry Galley	3:42 DF
May 3, 1991	Boston Bruins	5	at Pittsburgh Penguins	4	Vladimir Ruzicka	8:14 CF
Apr. 21, 1992	Buffalo Sabres	2	at Boston Bruins	3	Adam Oates	11:14 DSF
Apr. 25, 1992	Boston Bruins	5	at Buffalo Sabres	4	Ted Donato	2:08 DSF
May 5, 1992	Boston Bruins	3	at Montreal Canadiens	2	Peter Douris	3:12 DF
May 3, 1994	Boston Bruins	6	at New Jersey Devils	5	Don Sweeney	9:08 CSF
Apr. 24, 1998	Boston Bruins	4	at Washington Capitals	3	Darren Van Impe	20:54 CQF
Apr. 30, 1999	Boston Bruins	4	at Carolina Hurricanes	3	Anson Carter	34:45 CQF
Apr. 9, 2004	Montreal Canadiens	1	at Boston Bruins	2	Patrice Bergeron	1:26 CQF
Apr. 13, 2004	Boston Bruins	4	at Montreal Canadiens	3	Glen Murray	29:27 CQF
Apr. 13, 2008	Montreal Canadiens	1	at Boston Bruins	2	Marc Savard	9:25 CQF



PLAYOFF OVERTIME DEFEATS

Date	Team		at	Team	Scorer	Time	Round
Mar. 25, 1930	Montreal Maroons	0	at	Boston Bruins	1	Archie Wilcox	26:27 SF
Mar. 28, 1931	Boston Bruins	3	at	Montreal Canadiens	4	Georges Mantha	5:10 SF
Apr. 1, 1931	Boston Bruins	2	at	Montreal Canadiens	3	Wildor Larochelle	19:00 SF
Mar. 28, 1933	Toronto Maple Leafs	1	at	Boston Bruins	0	Busher Jackson	15:03 SF
Apr. 3, 1933	Boston Bruins	0	at	Toronto Maple Leafs	1	Ken Doraty	104:46 SF
Mar. 30, 1935	Boston Bruins	1	at	Toronto Maple Leafs	2	Pep Kelly	1:36 SF
Mar. 24, 1938	Boston Bruins	0	at	Toronto Maple Leafs	1	George Parsons	21:31 SF
Mar. 29, 1938	Toronto Maple Leafs	3	at	Boston Bruins	2	Gord Drillon	10:04 SF
Mar. 30, 1939	New York Rangers	2	at	Boston Bruins	1	Clint Smith	17:19 SF
Apr. 9, 1939	Toronto Maple Leafs	3	at	Boston Bruins	2	Doc Romnes	10:38 F
Mar. 29, 1941	Toronto Maple Leafs	2	at	Boston Bruins	1	Pete Langelles	17:31 SF
Mar. 29, 1945	Boston Bruins	2	at	Detroit Red Wings	3	Mud Bruneteau	17:12 SF
Mar. 30, 1946	Boston Bruins	3	at	Montreal Canadiens	4	Maurice Richard	9:08 F
Apr. 2, 1946	Boston Bruins	2	at	Montreal Canadiens	3	Jim Peters	16:55 F
Mar. 27, 1947	Boston Bruins	1	at	Montreal Canadiens	2	Ken Mosdell	5:38 SF
Apr. 3, 1947	Boston Bruins	3	at	Montreal Canadiens	4	John Quilty	36:40 SF
Mar. 24, 1948	Boston Bruins	4	at	Toronto Maple Leafs	5	Nick Metz	17:03 SF
Apr. 6, 1952	Montreal Canadiens	3	at	Boston Bruins	2	Paul Masnick	27:49 SF
Apr. 16, 1953	Boston Bruins	0	at	Montreal Canadiens	1	Elmer Lach	1:22 F
Mar. 29, 1955	Montreal Canadiens	4	at	Boston Bruins	3	Don Marshall	3:05 SF
Apr. 17, 1958	Boston Bruins	2	at	Montreal Canadiens	3	Maurice Richard	5:45 F
Mar. 28, 1959	Boston Bruins	2	at	Toronto Maple Leafs	3	Gerry Ehman	5:02 SF
Mar. 31, 1959	Boston Bruins	2	at	Toronto Maple Leafs	3	Frank Mahovlich	11:21 SF
Apr. 10, 1969	Boston Bruins	2	at	Montreal Canadiens	3	Ralph Backstrom	0:42 SF
Apr. 13, 1969	Boston Bruins	3	at	Montreal Canadiens	4	Mickey Redmond	4:55 SF
Apr. 24, 1969	Montreal Canadiens	2	at	Boston Bruins	1	Jean Beliveau	31:28 SF
Apr. 6, 1972	Toronto Maple Leafs	4	at	Boston Bruins	3	Jim Harrison	2:58 QF
Apr. 23, 1974	Boston Bruins	3	at	Chicago Blackhawks	4	Jim Pappin	3:48 SF
May 9, 1974	Philadelphia Flyers	3	at	Boston Bruins	2	Bobby Clarke	12:01 F
Apr. 10, 1975	Boston Bruins	3	at	Chicago Blackhawks	4	Ivan Boldirev	7:33 PS
Apr. 13, 1976	Los Angeles Kings	3	at	Boston Bruins	2	Butch Goring	0:27 QF
Apr. 22, 1976	Boston Bruins	3	at	Los Angeles Kings	4	Butch Goring	18:28 QF
Apr. 29, 1976	Boston Bruins	1	at	Philadelphia Flyers	2	Reggie Leach	13:38 SF
May 14, 1977	Montreal Canadiens	2	at	Boston Bruins	1	Jacques Lemaire	4:32 F
May 16, 1978	Boston Bruins	2	at	Montreal Canadiens	3	Guy Lafleur	13:09 F
May 10, 1979	Boston Bruins	4	at	Montreal Canadiens	5	Yvon Lambert	9:33 SF
Apr. 16, 1980	New York Islanders	2	at	Boston Bruins	1	Clark Gillies	1:02 QF
Apr. 17, 1980	New York Islanders	5	at	Boston Bruins	4	Bob Bourne	1:24 QF
Apr. 8, 1981	Minnesota North Stars	5	at	Boston Bruins	4	Steve Payne	3:34 PS
Apr. 18, 1982	Boston Bruins	2	at	Quebec Nordiques	3	Wilf Paiement	11:44 DF
Apr. 9, 1987	Boston Bruins	3	at	Montreal Canadiens	4	Mats Naslund	2:38 DSF
Apr. 10, 1988	Boston Bruins	5	at	Buffalo Sabres	6	John Tucker	5:32 DSF
May 4, 1988	New Jersey Devils	3	at	Boston Bruins	2	Doug Brown	17:46 CF
Apr. 19, 1989	Boston Bruins	2	at	Montreal Canadiens	3	Bobby Smith	12:24 DF
Apr. 15, 1990	Boston Bruins	2	at	Hartford Whalers	3	Kevin Dineen	12:30 DSF
May 15, 1990	Edmonton Oilers	3	at	Boston Bruins	2	Petr Klima	55:13 F
Apr. 19, 1991	Montreal Canadiens	4	at	Boston Bruins	3	Stephane Richer	0:27 DF
Apr. 27, 1991	Boston Bruins	2	at	Montreal Canadiens	3	Shayne Corson	17:47 DF
May 17, 1992	Boston Bruins	3	at	Pittsburgh Penguins	4	Jaromir Jagr	9:44 CF
Apr. 18, 1993	Buffalo Sabres	5	at	Boston Bruins	4	Bob Sweeney	11:03 DSF
Apr. 22, 1993	Boston Bruins	3	at	Buffalo Sabres	4	Yuri Khmylev	1:05 DSF
Apr. 24, 1993	Boston Bruins	5	at	Buffalo Sabres	6	Brad May	4:48 DSF
Apr. 25, 1994	Montreal Canadiens	2	at	Boston Bruins	1	Kirk Muller	17:18 CQF
May 7, 1994	New Jersey Devils	5	at	Boston Bruins	4	Stephane Richer	14:19 CSF
May 12, 1995	Boston Bruins	0	at	New Jersey Devils	1	Randy McKay	8:51 CQF
Apr. 26, 1998	Washington Capitals	3	at	Boston Bruins	2	Joe Juneau	26:31 CQF
May 3, 1998	Washington Capitals	3	at	Boston Bruins	2	Brian Bellows	15:24 CQF
Apr. 24, 1999	Boston Bruins	2	at	Carolina Hurricanes	3	Ray Sheppard	17:05 CQF
Apr. 12, 2008	Boston Bruins	2	at	Montreal Canadiens	3	Alex Kovalev	2:30 CQF
May 6, 2009	Boston Bruins	2	at	Carolina Hurricanes	3	Jussi Jokinen	2:48 CSF
May 14, 2009	Carolina Hurricanes	3	at	Boston Bruins	2	Scott Walker	18:46 CSF



ALL-TIME PLAYOFF HAT TRICKS FOR

No	Date			Opponent	Score	Scorer	Goaltender(s)	Span
1	Mar.	31,	1927	Chicago Blackhawks	4-4	Percy Galbraith	Hugh Lehman	NA
2	Mar.	29,	1942	Detroit Red Wings	4-6	Jack McGill	Johnny Mowers	30:25
3	Apr.	3,	1958	New York Rangers	8-2	Jerry Toppazzini	Lorne Worsley	50:22
4	Apr.	2,	1969	Toronto Maple Leafs	10-0	Phil Esposito (4)	Bruce Gamble	38:32 (4) 25:46 (3)
5	Apr.	8,	1970	New York Rangers	8-2	Phil Esposito	Ed Giacomin	28:53
6	Apr.	19,	1970	at Chicago Blackhawks	6-3	Phil Esposito	Tony Esposito	22:41
7	May	3,	1970	at St. Louis Blues	6-1	John Bucyk	Jacques Plante (1); Ernie Wakely (2)	25:46
8	Apr.	11,	1971	at Montreal Canadiens	5-2	Bobby Orr	Ken Dryden (2); ENG	28:56
9	Apr.	18,	1972	St. Louis Blues	6-1	Fred Stanfield	Jacques Caron	35:10
10	Apr.	20,	1972	St. Louis Blues	10-2	John Bucyk	Jacques Caron (1); Ernie Wakely (2)	48:54
11	Apr.	30,	1972	New York Rangers	6-5	Ken Hodge	Ed Giacomin	14:58
12	Apr.	21,	1974	Chicago Blackhawks	8-6	John Bucyk	Tony Esposito	30:50
13	Apr.	8,	1975	Chicago Blackhawks	8-2	Phil Esposito	Tony Esposito (2); Michel Dumas (1)	20:24
14	Apr.	11,	1977	Los Angeles Kings	8-3	Bobby Schmautz	Rogie Vachon	17:35
15	May	3,	1979	Montreal Canadiens	4-3/OT	Jean Ratelle	Ken Dryden	48:31
16	May	8,	1979	Montreal Canadiens	5-2	Stan Jonathan	Ken Dryden	45:22
17	Apr.	8,	1982	Buffalo Sabres	7-3	Barry Pederson	Don Edwards	13:40
18	Apr.	14,	1985	Montreal Canadiens	7-6	Ken Linseman	Steve Penney	19:36
19	Apr.	9,	1987	at Montreal Canadiens	3-4/OT	Cam Neely	Patrick Roy	18:20
20	Apr.	5,	1991	Hartford Whalers	4-3	Cam Neely	Peter Sidorkiewicz	27:16
21	Apr.	25,	1991	Montreal Canadiens	4-1	Cam Neely	Patrick Roy	29:03

ALL-TIME PLAYOFF HAT TRICKS AGAINST

No	Date			Opponent	Score	Scorer	Goaltender(s)	Span
1	Mar.	26,	1936	at Toronto Maple Leafs	3-8	Charlie Conacher	Cecil Thompson	NA
2	Mar.	25,	1941	at Toronto Maple Leafs	2-7	Syl Apps	Frank Brimsek	29:25
3	Apr.	1,	1943	at Detroit Red Wings	2-6	Mud Bruneteau	Frank Brimsek	35:12
4	Apr.	7,	1943	Detroit Red Wings	0-4	Don Grosso	Frank Brimsek	55:15
5	Apr.	3,	1945	at Detroit Red Wings	3-5	Carl Liscombe (4)	Paul Bibeault	41:34 (4) 26:03 (3)
6	Apr.	1,	1947	Montreal Canadiens	1-5	Billy Reay (4)	Frank Brimsek	33:35 (4) 28:01 (3)
7	Mar.	27,	1948	at Toronto Maple Leafs	3-5	Ted Kennedy (4)	Frank Brimsek	26:43 (4) 12:30 (3)
8	Mar.	27,	1952	at Montreal Canadiens	0-4	Bernie Geoffrion	Jim Henry	47:25
9	Apr.	14,	1953	Montreal Canadiens	3-7	Maurice Richard	Gord Henry	47:29
10	Apr.	6,	1957	at Montreal Canadiens	1-5	Maurice Richard (4)	Don Simmons	27:38 (4) 6:41 (3)
11	Apr.	10,	1973	New York Rangers	3-6	Steve Vickers	Ross Brooks (2); Ed Johnston (1)	54:13
12	Apr.	15,	1976	at Los Angeles Kings	4-6	Marcel Dionne	Gilles Gilbert	26:34
13	May	6,	1976	at Philadelphia Flyers	3-6	Reggie Leach (5)	Gilles Gilbert	42:22 (5) 26:05 (4) 15:07 (3)
14	Apr.	8,	1981	Minnesota North Stars	4-5/OT	Steve Payne	Rogie Vachon	58:02
15	Apr.	5,	1983	Quebec Nordiques	4-3/OT	Peter Stastny	Pete Peeters	14:34
16	May	3,	1983	at New York Islanders	3-8	Mike Bossy	Pete Peeters	22:36
17	May	7,	1983	at New York Islanders	4-8	Mike Bossy (4)	Pete Peeters	21:54 (4) 10:04 (3)
18	Apr.	11,	1987	Montreal Canadiens	4-5	Mike McPhee	Doug Keans	17:14
19	Apr.	9,	1988	Buffalo Sabres	2-6	John Tucker (4)	Andy Moog	39:58 (4) 11:37 (3)
20	May	22,	1988	Edmonton Oilers	3-6	Esa Tikkanen	Reggie Lemelin (2); Empty Net (1)	29:15
21	May	18,	1990	Edmonton Oilers	2-7	Jari Kurri	Andy Moog (2); Reggie Lemelin (1)	36:34
22	May	21,	1992	Pittsburgh Penguins	1-5	Kevin Stevens (4)	Andy Moog	45:23 (4) 5:55 (3)



ALL-TIME PLAYOFF SHUTOUTS FOR

No	Date	Opponent	Score	Goaltender	Saves	Round	Total Time If OT Gm
1	Apr. 2, 1927	New York Rangers	0-0	Hal Winkler	28	SF	
2	Apr. 7, 1927	Ottawa Senators	0-0	Hal Winkler	38	F	
3	Mar. 19, 1929	Montreal Canadiens	1-0	Cecil Thompson	29	SF	
4	Mar. 21, 1929*	Montreal Canadiens	1-0	Cecil Thompson	32	SF	
5	Mar. 28, 1929	New York Rangers	2-0	Cecil Thompson	22	F	
6	Mar. 23, 1935	Toronto Maple Leafs	1-0/OT	Cecil Thompson	35	SF	93:26
7	Mar. 24, 1936	Toronto Maple Leafs	3-0	Cecil Thompson	35	QF	
8	Mar. 25, 1937	Montreal Maroons	4-0	Cecil Thompson	NA	QF	
9	Apr. 13, 1939	@ Toronto Maple Leafs	2-0	Frank Brimsek	17	F	
10	Mar. 20, 1941	Toronto Maple Leafs	3-0	Frank Brimsek	27	SF	
11	Mar. 28, 1951	@ Toronto Maple Leafs	2-0	Jack Gelineau	25	SF	
12	Apr. 3, 1952	@ Montreal Canadiens	1-0	Jim Henry	31	SF	
13	Apr. 2, 1957	Detroit Red Wings	2-0	Don Simmons	20	SF	
14	Apr. 14, 1957	Montreal Canadiens	2-0	Don Simmons	21	F	
15	Mar. 29, 1958	New York Rangers	5-0	Don Simmons	28	SF	
16	Apr. 2, 1969	Toronto Maple Leafs	10-0	Gerry Cheevers	40	QF	
17	Apr. 3, 1969*	Toronto Maple Leafs	7-0	Gerry Cheevers	22	QF	
18	Apr. 10, 1969	Montreal Canadiens	5-0	Gerry Cheevers	34	SF	
19	Apr. 5, 1972	Toronto Maple Leafs	5-0	Gerry Cheevers	27	QF	
20	Apr. 8, 1972	@ Toronto Maple Leafs	2-0	Ed Johnston	30	QF	
21	May 11, 1972	@ New York Rangers	3-0	Gerry Cheevers	33	F	
22	Apr. 10, 1974	Toronto Maple Leafs	1-0	Gilles Gilbert	35	QF	
23	Apr. 11, 1976	Los Angeles Kings	4-0	Gilles Gilbert	21	QF	
24	Apr. 17, 1976	@ Los Angeles Kings	3-0	Gerry Cheevers	27	QF	
25	Apr. 25, 1976	Los Angeles Kings	3-0	Gilles Gilbert	15	QF	
26	May 1, 1977	Philadelphia Flyers	3-0	Gerry Cheevers	21	SF	
27	May 18, 1978	Montreal Canadiens	4-0	Gerry Cheevers	16	F	
28	Apr. 20, 1983	Buffalo Sabres	9-0	Pete Peeters	27	DF	
29	Apr. 24, 1988	Montreal Canadiens	2-0	Reggie Lemelin	22	DF	
30	Apr. 19, 1990	Montreal Canadiens	1-0	Andy Moog	20	DSF	
31	May 5, 1990	Washington Capitals	3-0	Andy Moog	28	CF	
32	May 9, 1992	Montreal Canadiens	2-0	Andy Moog	26	DF	
33	May 1, 1998	@ Washington Capitals	1-0	Byron Dafoe	26	CQF	
34	Apr. 22, 1999	@ Carolina Hurricanes	2-0	Byron Dafoe	19	CQF	
35	May 2, 1999	Carolina Hurricanes	2-0	Byron Dafoe	31	CQF	
36	Apr. 7, 2004	Montreal Canadiens	3-0	Andrew Raycroft	31	CQF	
37	May 10, 2004	Carolina Hurricanes	4-0	Tim Thomas	19	CSF	

* -- consecutive games

NOTE: Shots on goal were not kept as an official NHL statistic until the 1955-56 season. Save totals prior to that season are unofficial.



Gerry Cheevers is Boston's all-time leader in playoff shutouts with eight.



ALL-TIME PLAYOFF SHUTOUTS AGAINST

No	Date	Opponent	Score	Goaltender	Saves	Round	Total Time If OT Gm
1	Apr. 2, 1927	New York Rangers	0-0	Lorne Chabot	41	SF	
2	Apr. 7, 1927	Ottawa Senators	0-0	Alex Connell	37	F	
3	Mar. 25, 1930	Montreal Maroons	0-1/OT	Flat Walsh	51	SF	86:27
4	Apr. 1, 1930	Montreal Canadiens	0-3	George Hainsworth	32	F	
5	Mar. 26, 1931	Montreal Canadiens	0-1	George Hainsworth	20	SF	
6	Mar. 28, 1933	Toronto Maple Leafs	0-1/OT	Lorne Chabot	44	SF	75:03
7	Apr. 3, 1933	at Toronto Maple Leafs	0-1/OT	Lorne Chabot	89	SF	164:46
8	Mar. 26, 1935	Toronto Maple Leafs	0-2	George Hainsworth	16	SF	
9	Mar. 28, 1935*	Toronto Maple Leafs	0-3	George Hainsworth	22	SF	
10	Mar. 24, 1938	at Toronto Maple Leafs	0-1/OT	Turk Broda	33	SF	81:31
11	Mar. 19, 1940	at New York Rangers	0-4	Dave Kerr	16	SF	
12	Mar. 26, 1940	at New York Rangers	0-1	Dave Kerr	18	SF	
13	Mar. 28, 1940	New York Rangers	0-1	Dave Kerr	31	SF	
14	Mar. 24, 1942	Chicago Blackhawks	0-4	Sam LoPresti	28	QF	
15	Mar. 27, 1943	at Montreal Canadiens	0-4	Paul Bibeault	20	SF	
16	Apr. 7, 1943	Detroit Red Wings	0-4	John Mowers	27	F	
17	Apr. 8, 1943*	Detroit Red Wings	0-2	John Mowers	30	F	
18	Mar. 21, 1946	Detroit Red Wings	0-3	Harry Lumley	26	SF	
19	Mar. 22, 1949	Toronto Maple Leafs	0-3	Turk Broda	20	SF	
20	Apr. 1, 1951	Toronto Maple Leafs	0-3	Turk Broda	16	SF	
21	Apr. 8, 1951	Toronto Maple Leafs	0-6	Turk Broda	16	SF	
22	Mar. 27, 1952	at Montreal Canadiens	0-4	Gerry McNeil	31	SF	
23	Mar. 24, 1953	at Detroit Red Wings	0-7	Terry Sawchuk	27	SF	
24	Apr. 12, 1953	Montreal Canadiens	0-3	Gerry McNeil	18	F	
25	Apr. 16, 1953	at Montreal Canadiens	0-1/OT	Gerry McNeil	21	F	61:22
26	Mar. 23, 1954	at Montreal Canadiens	0-2	Jacques Plante	13	SF	
27	Mar. 30, 1954	Montreal Canadiens	0-2	Jacques Plante	25	SF	
28	Mar. 22, 1955	at Montreal Canadiens	0-2	Jacques Plante Charlie Hodge	16 4	SF	
29	Apr. 9, 1957	at Montreal Canadiens	0-1	Jacques Plante	24	F	
30	Apr. 13, 1958	Montreal Canadiens	0-3	Jacques Plante	18	F	
31	Apr. 8, 1973	at New York Rangers	0-4	Ed Giacomin	33	QF	
32	May 19, 1974	at Philadelphia Flyers	0-1	Bernie Parent	30	F	
33	May 10, 1977	at Montreal Canadiens	0-3	Ken Dryden	22	F	
34	Apr. 7, 1984	at Montreal Canadiens	0-5	Steve Penney	19	DSF	
35	Apr. 16, 1985	at Montreal Canadiens	0-1	Steve Penney	20	DSF	
36	Apr. 5, 1989	Buffalo Sabres	0-6	Jacques Cloutier	29	DSF	
37	Apr. 27, 1992	Buffalo Sabres	0-2	Tom Draper	28	DSF	
38	Apr. 20, 1993	Buffalo Sabres	0-4	Grant Fuhr	34	DSF	
39	May 9, 1994	at New Jersey Devils	0-2	Martin Brodeur	22	CSF	
40	May 7, 1995	New Jersey Devils	0-5	Martin Brodeur	23	CQF	
41	May 8, 1995*	New Jersey Devils	0-3	Martin Brodeur	23	CQF	
42	May 12, 1995	at New Jersey Devils	0-1/OT	Martin Brodeur	38	CQF	68:51
43	Apr. 28, 1998	Washington Capitals	0-3	Olaf Kolzig	38	CQF	
44	May 14, 1999	at Buffalo Sabres	0-3	Dominik Hasek	24	CSF	
45	Apr. 13, 2003	New Jersey Devils	0-3	Martin Brodeur	29	CQF	
46	Apr. 17, 2003	at New Jersey Devils	0-3	Martin Brodeur	28	CQF	
47	Apr. 19, 2004	Montreal Canadiens	0-2	Jose Theodore	32	CQF	
48	Apr. 15, 2008	Montreal Canadiens	0-1	Carey Price	27	CQF	
49	Apr. 21, 2008	at Montreal Canadiens	0-5	Carey Price	25	CQF	
50	May 3, 2009	Carolina Hurricanes	0-3	Cam Ward	36	CSF	

* -- consecutive games

NOTE: Shots on goal were not kept as an official NHL statistic until the 1955-56 season. Save totals prior to that season are unofficial.



PLAYOFF SCORING & RESULTS

Note: All NHL and team records referred to in this section are current to that season. Many were broken in subsequent seasons. An * indicates an overtime game. "Montreal" references the Canadiens unless otherwise noted.

1927

Gm	Date	Opponent	Score
QF	Mar. 29	Chicago	W 6-1
	31	Chicago*	T 4-4
SF	Apr. 2	NY Rangers*	T 0-0
	4	at NY Rangers	W 3-1
F	Apr. 7	Ottawa*	T 0-0
	9	Ottawa	L 1-3
	11	at Ottawa*	T 1-1
	13	at Ottawa	L 1-3

Player	GP	G	A	PTS	PIM
Harry Oliver	8	4	2	6	4
Percy Galbraith	8	3	3	6	2
Frank Fredrickson	8	2	2	4	20
Jimmy Herbert	8	3	0	3	33
Eddie Shore	8	1	1	2	46
Billy Coutu	7	1	0	1	4
Lionel Hitchman	8	1	0	1	31
Sprague Cleghorn	8	1	0	1	8
Billy Boucher	8	0	0	0	2
Harry Meeking	8	0	0	0	0
Billy Stuart	8	0	0	0	6
Hal Winkler	8	0	0	0	0

Goaltender	GP	MINS	W-L-T	GA	GAA
Hal Winkler	8	520	2-2-4	13	1.50

1927 NOTABLES:

- Harry Oliver and Percy Galbraith lead the league in playoff scoring with six points each.
- March 29, 1927: The Bruins play the first playoff game in their history, a 6-1 win over Chicago. The game was played at Madison Square Garden in New York, as Chicago Coliseum was previously booked for another event. Frank Fredrickson scored the first playoff goal in Bruins history at 3:24 of the first period.
- March 31, 1927: Percy Galbraith scores the first playoff hat trick in Bruins history in a 4-4 tie with Chicago.
- April 2, 1927: Hal Winkler records the first playoff shutout in team history in a 0-0 tie vs. NY Rangers.
- April 7, 1927: The Bruins play the first Stanley Cup Finals game in their history. The game was called after two overtime sessions at a 0-0 tie due to excessive heat in Boston Arena.

1928

Gm	Date	Opponent	Score
SF	Apr. 1	at NY Rangers*	T 1-1
	3	NY Rangers	L 1-4

Player	GP	G	A	PTS	PIM
Harry Oliver	2	2	0	2	2
Frank Fredrickson	2	0	1	1	4
Percy Galbraith	2	0	1	1	6
Fred Gordon	1	0	0	0	0
Dit Clapper	2	0	0	0	2
Sprague Cleghorn	2	0	0	0	0
Harry Connor	2	0	0	0	0
Dutch Gainor	2	0	0	0	6
Leland Harrington	2	0	0	0	0
Lionel Hitchman	2	0	0	0	2
Eddie Shore	2	0	0	0	8
Hal Winkler	2	0	0	0	0

Goaltender	GP	MINS	W-L-T	GA	GAA
Hal Winkler	2	120	0-1-1	5	2.50

1928 NOTABLES:

- April 3, 1928: Harry Oliver scores at 19:38 of the third period to ruin the Rangers' Lorne Chabot's shutout bid.

1929

Gm	Date	Opponent	Score
SF	Mar. 19	Mtl Canadiens	W 1-0
	21	Mtl Canadiens	W 1-0
	23	at Mtl Canadiens	W 3-2
F	Mar. 28	NY Rangers	W 2-0
	29	at NY Rangers	W 2-1

Player	GP	G	A	PTS	PIM
Bill Carson	5	2	0	2	8
Dutch Gainor	5	2	0	2	4
Cooney Weiland	5	2	0	2	2
Harry Oliver	5	1	1	2	8
Eddie Shore	5	1	1	2	28
Dit Clapper	5	1	0	1	0
Lionel Hitchman	5	0	1	1	22
Cy Denneny	2	0	0	0	0
Mickey Mackay	3	0	0	0	2
Myles Lane	4	0	0	0	0
Percy Galbraith	5	0	0	0	2
George Owen	5	0	0	0	0
Cecil Thompson	5	0	0	0	0

Goaltender	GP	MINS	W-L-T	GA	GAA
Cecil Thompson	5	300	5-0-0	3	0.60

1929 NOTABLES:

- The Stanley Cup Final featured two U.S.-based teams for the first time in NHL history as the Bruins win their first Stanley Cup by defeating the NY Rangers.
- March 19, 1929: The Bruins play their first playoff game at Boston Garden. Tiny Thompson makes 29 saves and Cooney Weiland scores the game's only goal at 7:20 of the first period.
- March 29, 1929: The Bruins clinch the first Stanley Cup in team history as Bill Carson scores the Cup-winning goal at 18:02 of the third period.



Bill Carson scored the first Cup-clinching goal in Bruins history on March 29, 1929.

1930

Gm	Date	Opponent	Score
SF	Mar. 20	at Mtl Maroons*	W 2-1
	22	at Mtl Maroons	W 4-2
	25	Mtl Maroons*	L 0-1
	27	Mtl Maroons	W 5-1
F	Apr. 1	Mtl Canadiens	L 0-3
	3	at Mtl Canadiens	L 3-4

Player	GP	G	A	PTS	PIM
Marty Barry	6	3	3	6	14
Cooney Weiland	6	1	5	6	2
Dit Clapper	6	4	0	4	4
Percy Galbraith	6	1	3	4	8
Harry Oliver	6	2	1	3	6
George Owen	6	0	2	2	6
Bill Carson	6	1	0	1	6
Lionel Hitchman	6	1	0	1	12
Eddie Shore	6	1	0	1	26
Harry Connor	6	0	0	0	0
Dutch Gainor	6	0	0	0	0
Myles Lane	6	0	0	0	0
Mickey Mackay	6	0	0	0	4
Cecil Thompson	6	0	0	0	0

Goaltender	GP	MINS	W-L-T	GA	GAA
Cecil Thompson	6	432	3-3-0	12	1.67

1930 NOTABLES:

- Marty Barry and Cooney Weiland lead the league in playoff scoring with six points each.
- The Bruins advance to the Stanley Cup Finals for the second straight year, but do not defend their title when they fall to Montreal in the best-of-three series.
- March 20, 1930: Harry Oliver scores at 5:35 of the third overtime for a 2-1 Boston win over the Montreal Maroons. The game time of 105:35 is the longest in NHL history and the referee ignored the NHL rule that "OT must be continuous" by allowing the ice to be scraped after 20 minutes of overtime.
- March 25, 1930: Montreal Maroons' Archie Wilcox scores the game's only goal at 16:27 of the second overtime. Wilcox was playing in relief of George Boucher, who had suffered a broken leg during the second overtime.

1931

Gm	Date	Opponent	Score
SF	Mar. 24	Mtl Canadiens*	W 5-4
	26	Mtl Canadiens	L 0-1
	28	at Mtl Canadiens*	L 3-4
	30	at Mtl Canadiens	W 3-1
Apr.	1	at Mtl Canadiens*	L 2-3

Player	GP	G	A	PTS	PIM
Cooney Weiland	5	6	3	9	2
Dit Clapper	5	2	4	6	4
George Owen	5	2	3	5	13
Eddie Shore	5	2	1	3	24
Marty Barry	5	1	1	2	4
Art Chapman	5	0	1	1	7
Hal Darragh	5	0	1	1	2
Dutch Gainor	5	0	1	1	2
Fred Harris	2	0	0	0	0
Red Beattie	4	0	0	0	0
Harry Oliver	4	0	0	0	2
Percy Galbraith	5	0	0	0	6
Lionel Hitchman	5	0	0	0	0
Ron Lyons	5	0	0	0	0
Cecil Thompson	5	0	0	0	0

Goaltender	GP	MINS	W-L-T	GA	GAA
Cecil Thompson	5	348	2-3-0	13	2.24

1931 NOTABLES:

- Cooney Weiland leads the NHL in playoff scoring with nine points.
- March 24, 1931: The Bruins come back from a 4-1 third period deficit to defeat Montreal by a 5-4 score in overtime.

1933

Gm	Date	Opponent	Score
SF	Mar. 25	Toronto*	W 2-1
	28	Toronto*	L 0-1
	30	at Toronto*	W 2-1
Apr.	1	at Toronto	L 3-5
	3	at Toronto*	L 0-1

Player	GP	G	A	PTS	PIM
Marty Barry	5	2	2	4	6
Nels Stewart	5	2	0	2	4
Dit Clapper	5	1	1	2	2
Alex Smith	5	0	2	2	6
Lionel Hitchman	5	1	0	1	0
Vic Ripley	5	1	0	1	0
Joe Lamb	5	0	1	1	6
Eddie Shore	5	0	1	1	14
Red Beattie	5	0	0	0	2
Art Chapman	5	0	0	0	2
Percy Galbraith	5	0	0	0	0
Orville Heximer	5	0	0	0	2
Harry Oliver	5	0	0	0	0
George Owen	5	0	0	0	6
Cecil Thompson	5	0	0	0	0

Goaltender	GP	MINS	W-L-T	GA	GAA
Cecil Thompson	5	429	2-3-0	9	1.26



PLAYOFF SCORING & RESULTS

1933 NOTABLES:

- The Bruins and Maple Leafs combine for a league-record four overtime games in one series.
- April 3, 1933: The Bruins and Maple Leafs play the longest game in NHL history as the teams battle a scoreless tie until Toronto's Ken Doraty scores the game's only goal at 4:46 of the sixth overtime. Boston's Tiny Thompson faces an unofficial NHL record of 112 Toronto shots through the 164:46 of play while Toronto's Lorne Chabot sees 89 Boston shots.

1935

Gm	Date	Opponent	Score
SF	Mar. 23	Toronto*	W 1-0
	26	Toronto	L 0-2
	28	at Toronto	L 0-3
	30	at Toronto*	L 1-2

Player	GP	G	A	PTS	PIM
Red Beattie	4	1	0	1	2
Dit Clapper	3	1	0	1	0
Eddie Shore	4	0	1	1	2
Nels Stewart	4	0	1	1	0
Jack Shill	2	0	0	0	0
Paul Haynes	3	0	0	0	0
Marty Barry	4	0	0	0	0
Bob Davie	4	0	0	0	0
Max Kaminsky	4	0	0	0	0
Bert McInenly	4	0	0	0	2
Alex Motter	4	0	0	0	0
James O'Neil	4	0	0	0	9
Charlie Sands	4	0	0	0	0
Gerry Shannon	4	0	0	0	2
Babe Siebert	4	0	0	0	6
Cecil Thompson	4	0	0	0	0

Goaltender	GP	MINS	W-L-T	GA	GAA
Cecil Thompson	4	275	1-3-0	7	1.53

1936

Gm	Date	Opponent	Score
QF	Mar. 24	Toronto	W 3-0
	26	at Toronto	L 3-8

Player	GP	G	A	PTS	PIM
Bill Cowley	2	2	1	3	2
James O'Neil	2	1	1	2	4
Eddie Shore	2	1	1	2	12
Cooney Weiland	2	1	0	1	2
Lorne Duguid	2	1	0	1	2
Dit Clapper	2	0	1	1	0
Roger Jenkins	2	0	1	1	2
Babe Siebert	2	0	1	1	0
Red Beattie	2	0	0	0	2
Ray Getliffe	2	0	0	0	0
Ted Graham	2	0	0	0	0
Alex Motter	2	0	0	0	0
Paul Runge	2	0	0	0	2
Charlie Sands	2	0	0	0	0
Cecil Thompson	2	0	0	0	0

Goaltender	GP	MINS	W-L-T	GA	GAA
Cecil Thompson	2	120	1-1-0	8	4.00

1936 NOTABLES:

- March 24, 1936: The Bruins take a 3-0 victory despite being outshot by Toronto, 35-12.

1937

Gm	Date	Opponent	Score
QF	Mar. 23	at Mtl Maroons	L 1-4
	25	Mtl Maroons	W 4-0
	28	Mtl Maroons	L 1-4

Player	GP	G	A	PTS	PIM
Ray Getliffe	3	2	1	3	2
Charlie Sands	3	1	2	3	0
Bill Cowley	3	0	3	3	0
Dit Clapper	3	2	0	2	5
Red Beattie	3	1	0	1	0

Bobby Bauer	1	0	0	0	0
Woody Dumart	3	0	0	0	0
Roy Goldsworthy	3	0	0	0	0
Bill Hollett	3	0	0	0	2
Jack Portland	3	0	0	0	4
Milt Schmidt	3	0	0	0	0
Allen Shields	3	0	0	0	2
Reginald Smith	3	0	0	0	0
Cecil Thompson	3	0	0	0	0
Cooney Weiland	3	0	0	0	0

Goaltender	GP	MINS	W-L-T	GA	GAA
Cecil Thompson	3	180	1-2-0	8	2.67

1937 NOTABLES:

- March 25, 1937: Tiny Thompson stops Montreal's Lionel Conacher on a penalty shot, the first such playoff shot ever taken against the Bruins.

1938

Gm	Date	Opponent	Score
SF	Mar. 24	at Toronto*	L 0-1
	26	at Toronto	L 1-2
	29	Toronto*	L 2-3

Player	GP	G	A	PTS	PIM
Bill Cowley	3	2	0	2	0
Charlie Sands	3	1	1	2	0
Ray Getliffe	3	0	1	1	2
Bill Hollett	3	0	1	1	0
Eddie Shore	3	0	1	1	6
Bobby Bauer	3	0	0	0	2
Dit Clapper	3	0	0	0	12
Woody Dumart	3	0	0	0	0
Roy Goldsworthy	3	0	0	0	2
Art Jackson	3	0	0	0	0
Gordon Pettinger	3	0	0	0	0
Jack Portland	3	0	0	0	4
Milt Schmidt	3	0	0	0	0
Cecil Thompson	3	0	0	0	0
Cooney Weiland	3	0	0	0	0

Goaltender	GP	MINS	W-L-T	GA	GAA
Cecil Thompson	3	212	0-3-0	6	1.70

1939

Gm	Date	Opponent	Score
SF	Mar. 21	at NY Rangers*	W 2-1
	23	NY Rangers*	W 3-2
	26	NY Rangers	W 4-1
	28	at NY Rangers	L 1-2
	30	NY Rangers*	L 1-2
	Apr. 1	at NY Rangers	L 1-3
	2	NY Rangers*	W 2-1
F	Apr. 6	Toronto	W 2-1
	9	Toronto*	L 2-3
	11	at Toronto	W 3-1
	13	at Toronto	W 2-0
	16	Toronto	W 3-1

Player	GP	G	A	PTS	PIM
Bill Cowley	12	3	11	14	2
Roy Conacher	12	6	4	10	12
Mel Hill	12	6	3	9	12
Milt Schmidt	12	3	3	6	2
Bobby Bauer	12	3	2	5	0
Woody Dumart	12	1	3	4	6
Bill Hollett	12	1	3	4	2
Eddie Shore	12	0	4	4	19
Ray Getliffe	11	1	1	2	2
John Crawford	12	1	1	2	9
Gordon Pettinger	12	1	1	2	7
Dit Clapper	11	0	1	1	6
Harry Frost	1	0	0	0	0
Red Hamill	11	0	0	0	8
Frank Brimsek	12	0	0	0	0
Jack Portland	12	0	0	0	11
Charlie Sands	12	0	0	0	0
Cooney Weiland	12	0	0	0	0

Goaltender	GP	MINS	W-L-T	GA	GAA
Frank Brimsek	12	863	8-4-0	18	1.25

1939 NOTABLES:

- The Bruins win their second Stanley Cup over Toronto in five games.
- Bill Cowley leads the league in post-season scoring with 14 points.
- The Bruins and Rangers combine for a league-record four overtime games in one series during the Semi-Finals.
- Mel Hill earns the nickname "Sudden Death" as he scores three overtime goals in the Semi-Final series vs. the NY Rangers. It is a league record for overtime goals in one playoff series and one playoff year.
- April 16, 1939: Cooney Weiland plays his last NHL game as the Bruins win the Cup. Roy Conacher scores the Cup-winning goal at 17:54 of the second period.



Mel Hill earned the nickname "Sudden Death" by scoring three overtime goals in the 1939 Semi-Final series vs. NY Rangers.

1940

Gm	Date	Opponent	Score
SF	Mar. 19	at NY Rangers	L 0-4
	21	NY Rangers	W 4-2
	24	NY Rangers	W 4-3
	26	at NY Rangers	L 0-1
	28	NY Rangers	L 0-1
	30	at NY Rangers	L 1-4

Player	GP	G	A	PTS	PIM
Herb Cain	6	1	3	4	2
Roy Conacher	6	2	1	3	0
Ed Wiseman	6	2	1	3	2
Bill Hollett	5	1	2	3	2
Art Jackson	5	1	2	3	0
Dit Clapper	5	0	2	2	2
Bobby Bauer	6	1	0	1	2
Woody Dumart	6	1	0	1	0
Terry Reardon	1	0	1	1	0
Robert Hamill	5	0	1	1	5
Bill Cowley	6	0	1	1	7
Mel Hill	3	0	0	0	0
Frank Brimsek	6	0	0	0	0
John Crawford	6	0	0	0	0
Milt Schmidt	6	0	0	0	0
Jack Shewchuk	6	0	0	0	0
Des Smith	6	0	0	0	0

Goaltender	GP	MINS	W-L-T	GA	GAA
Frank Brimsek	6	360	2-4-0	15	2.50

1941

Gm	Date	Opponent	Score
SF	Mar. 20	Toronto	W 3-0
	22	Toronto	L 3-5
	25	at Toronto	L 2-7
	27	at Toronto	W 2-1
	29	Toronto*	L 1-2
	Apr. 1	at Toronto	W 2-1
	3	Toronto	W 2-1
F	Apr. 6	Detroit	W 3-2
	8	Detroit	W 2-1
	10	at Detroit	W 4-2
	12	at Detroit	W 3-1

Player	GP	G	A	PTS	PIM
Milt Schmidt	11	5	6	11	9
Ed Wiseman	11	6	2	8	0
Bill Hollett	11	3	4	7	8



PLAYOFF SCORING & RESULTS

Terry Reardon	11	2	4	6	6
Roy Conacher	11	1	5	6	0
Herb Cain	11	3	2	5	5
Dit Clapper	11	0	5	5	4
Pat McReavy	9	2	2	4	5
Bobby Bauer	10	2	2	4	0
Bobby Bauer	10	2	2	4	0
Woody Dumart	11	1	3	4	9
Art Jackson	11	1	3	4	16
Mel Hill	10	1	1	2	0
John Crawford	11	0	2	2	7
Des Smith	11	0	2	2	12
Gordie Bruce	2	0	0	0	0
Bill Cowley	2	0	0	0	0
Frank Brimsek	11	0	0	0	0

Goaltender	GP	MIN	W-L-T	GA	GAA
Frank Brimsek	11	678	8-3-0	23	2.09

1941 NOTABLES:

- The Bruins win the third Stanley Cup in their history and their second championship in three years with a four-game sweep of Detroit.
- Milt Schmidt leads the league in playoff scoring with 11 points.
- March 22, 1941: A new \$25,000, four-sided clock is in place and used for the first time in Boston Garden.
- April 3, 1941: Toronto General Manager Conn Smythe is fined \$100 by the NHL after vaulting the boards from his seat and entering the middle of play to argue a call with referee Mickey Ion.
- April 12, 1941: Bobby Bauer scores the Cup-winning goal at 8:43 of the second period.



Milt Schmidt led the league in playoff scoring in 1941.

1942

Gm	Date	Opponent	Score
QF	Mar. 22	at Chicago*	W 2-1
	24	Chicago	L 0-4
	26	Chicago	W 3-2
SF	Mar. 29	Detroit	L 4-6
	31	at Detroit	L 1-3

Player	GP	G	A	PTS	PIM
Jack McGill	5	4	1	5	6
Gordie Bruce	5	2	3	5	4
Roy Conacher	5	2	1	3	0
Des Smith	5	1	2	3	2
Bill Cowley	5	0	3	3	5
Herb Cain	5	1	0	1	0
John Crawford	5	0	1	1	4
Dutch Hiller	5	0	1	1	0
Bill Hollett	5	0	1	1	2
Art Jackson	5	0	1	1	0
Harvey Jackson	5	0	1	1	0
Jack Shewchuk	5	0	1	1	7
Ed Wiseman	5	0	1	1	0
Frank Brimsek	5	0	0	0	0
Dit Clapper	5	0	0	0	0
Clare Martin	5	0	0	0	0

Goaltender	GP	MIN	W-L-T	GA	GAA
Frank Brimsek	5	307	2-3-0	16	3.13

1942 NOTABLES:

- March 29, 1942: Jack McGill scores a hat trick, but the Bruins fall to Detroit by a 6-4 score.

1943

Gm	Date	Opponent	Score
SF	Mar. 21	Montreal*	W 5-4
	23	Montreal	W 5-3
	25	at Montreal*	W 3-2
	27	at Montreal	L 0-4
	30	Montreal*	W 5-4
F	Apr. 1	at Detroit	L 2-6
	4	at Detroit	L 3-4
	7	Detroit	L 0-4
	8	Detroit	L 0-2

Player	GP	G	A	PTS	PIM
Art Jackson	9	6	3	9	7
Bill Hollett	9	0	9	9	4
Bill Cowley	9	1	7	8	4
Herb Cain	7	4	2	6	0
Dit Clapper	9	2	3	5	9
Don Gallinger	9	3	1	4	10
Bep Guidolin	9	0	4	4	12
Ab DeMarco	9	3	0	3	2
Harvey Jackson	9	1	2	3	10
Murph Chamberlain	6	1	1	2	12
John Crawford	6	1	1	2	10
Oscar Aubuchon	6	1	0	1	0
Irwin Boyd	5	0	1	1	4
Bill Anderson	1	0	0	0	0
John Schmidt	5	0	0	0	0
Frank Brimsek	9	0	0	0	0
Jack Shewchuk	9	0	0	0	12

Goaltender	GP	MIN	W-L-T	GA	GAA
Frank Brimsek	9	560	4-5-0	33	3.54

1943 NOTABLES:

- The Bruins return to the Stanley Cup Finals where they are swept by Detroit in four games. Boston had earned the same four game sweep of Detroit in the 1941 Finals.
- March 21, 1943: Montreal takes a 3-0 lead in the second period before Boston rallies from the deficit to earn a 5-4 overtime win.

1945

Gm	Date	Opponent	Score
SF	Mar. 20	at Detroit	W 4-3
	22	at Detroit	W 4-2
	26	Detroit	L 2-3
	27	Detroit	L 2-3
	29	at Detroit	L 2-3
Apr.	1	Detroit	W 5-3
	3	at Detroit	L 3-5

Player	GP	G	A	PTS	PIM
Herb Cain	7	5	2	7	0
Ken Smith	7	3	4	7	0
Bill Cowley	7	3	3	6	0
Jack McGill	7	3	3	6	0
John Crawford	7	0	5	5	0
Paul Gladu	7	2	2	4	0
Bill Jennings	7	2	2	4	6
Gino Rozzini	6	1	2	3	6
Bill Cupolo	7	1	2	3	0
Pat Egan	7	2	0	2	6
Armand Gaudreault	7	0	2	2	8
Murray Henderson	7	0	1	1	2
Bill Thoms	1	0	0	0	2
Paul Bibeault	7	0	0	0	0
Dit Clapper	7	0	0	0	0

Goaltender	GP	MIN	W-L-T	GA	GAA
Paul Bibeault	7	437	3-4-0	22	3.02

1945 NOTABLES:

- The Bruins take a two-game lead in the Semi-Final series, but drop a seven-game decision to Detroit.
- April 3, 1945: Detroit's Carl Liscombe scores four goals in a 5-3 Red Wings series-clinching victory.

1946

Gm	Date	Opponent	Score
SF	Mar. 19	Detroit	W 3-1

Mar.	21	Detroit	L	0-3
	24	at Detroit	W	5-2
	26	at Detroit	W	4-1
	28	Detroit*	W	4-3
F	Mar. 30	at Montreal*	L	3-4
Apr.	2	at Montreal*	L	2-3
	4	Montreal	L	2-4
	7	Montreal*	W	3-2
	9	at Montreal	L	3-6

Player	GP	G	A	PTS	PIM
Milt Schmidt	10	3	5	8	2
Bep Guidolin	10	5	2	7	13
Bobby Bauer	10	4	3	7	2
Woody Dumart	10	4	3	7	0
Don Gallinger	10	2	4	6	2
Terry Reardon	10	4	0	4	2
Bill Cowley	10	1	3	4	2
Ken Smith	8	0	4	4	0
Pat Egan	10	3	0	3	8
Bill Shill	7	1	2	3	2
John Crawford	10	1	2	3	4
Murray Henderson	10	1	1	2	4
Herb Cain	9	0	2	2	2
Roy Conacher	3	0	0	0	0
Dit Clapper	4	0	0	0	0
Jack Church	9	0	0	0	4
Frank Brimsek	10	0	0	0	0
Jack McGill	10	0	0	0	0

Goaltender	GP	MIN	W-L-T	GA	GAA
Frank Brimsek	10	641	5-5-0	29	2.71

1946 NOTABLES:

- March 24, 1946: Bobby Bauer sets a league record for assists in a playoff period with three in the third in Detroit.

1947

Gm	Date	Opponent	Score
SF	Mar. 25	at Montreal	L 1-3
	27	at Montreal*	L 1-2
	29	Montreal	W 4-2
Apr.	1	Montreal	L 1-5
	3	at Montreal*	L 3-4

Player	GP	G	A	PTS	PIM
Milt Schmidt	5	3	1	4	4
Ken Smith	5	3	0	3	2
Joe Carveth	5	2	1	3	0
Terry Reardon	5	0	3	3	2
Bobby Bauer	5	1	1	2	0
Woody Dumart	5	1	1	2	8
Bill Cowley	5	0	2	2	0
Pat Egan	5	0	2	2	6
Bep Guidolin	3	0	1	1	6
Clare Martin	5	0	1	1	0
Pentti Lund	1	0	0	0	0
John Crawford	2	0	0	0	0
Don Gallinger	4	0	0	0	7
Murray Henderson	4	0	0	0	4
Mark Marquess	4	0	0	0	0
Frank Brimsek	5	0	0	0	0
Ferny Flaman	5	0	0	0	8
Jack McGill	5	0	0	0	11

Goaltender	GP	MIN	W-L-T	GA	GAA
Frank Brimsek	5	323	1-4-0	16	2.97



The Bruins honored Eddie Shore's number 2 in pre-game ceremonies on April 1, 1947.



PLAYOFF SCORING & RESULTS

1948

Gm	Date	Opponent	Score
SF	Mar. 24	at Toronto*	L 4-5
	27	at Toronto	L 3-5
	30	Toronto	L 1-5
Apr.	1	Toronto	W 3-2
	3	at Toronto	L 2-3

Player	GP	G	A	PTS	PIM
Milt Schmidt	5	2	5	7	2
John Peirson	4	3	2	5	0
Ken Smith	5	2	3	5	0
Paul Ronty	5	0	4	4	0
Jimmy Peters	5	1	2	3	2
Grant Warwick	5	0	3	3	4
Pete Babando	5	1	1	2	2
Pat Egan	5	1	1	2	2
Murray Henderson	3	1	0	1	5
Ed Harrison	5	1	0	1	2
Ed Sandford	5	1	0	1	0
John Crawford	4	0	1	1	2
Wally Wilson	1	0	0	0	0
Pentti Lund	2	0	0	0	0
Frank Brimsek	5	0	0	0	0
Woody Dumart	5	0	0	0	0
Ferry Flaman	5	0	0	0	12
Clare Martin	5	0	0	0	6

Goaltender	GP	MIN	W-L-T	GA	GAA
Frank Brimsek	5	317	1-4-0	20	3.79

1949

Gm	Date	Opponent	Score
SF	Mar. 22	Toronto	L 0-3
	24	Toronto	L 2-3
	26	at Toronto*	W 5-4
	29	at Toronto	L 1-3
	30	Toronto	L 2-3

Player	GP	G	A	PTS	PIM
John Peirson	5	3	1	4	4
Ed Sandford	5	1	3	4	2
Woody Dumart	5	3	0	3	0
Paul Ronty	5	1	2	3	2
Grant Warwick	5	2	0	2	0
Milt Schmidt	4	0	2	2	8
Ken Smith	5	0	2	2	4
Jimmy Peters	4	0	1	1	0
Ferry Flaman	5	0	1	1	8
Murray Henderson	5	0	1	1	2
Ed Kryzanowski	5	0	1	1	2
Zellio Toppazzini	2	0	0	0	0
John Crawford	3	0	0	0	0
Dave Creighton	3	0	0	0	0
Pete Babando	4	0	0	0	2
Ed Harrison	4	0	0	0	0
Frank Brimsek	5	0	0	0	0
Pat Egan	5	0	0	0	16

Goaltender	GP	MIN	W-L-T	GA	GAA
Frank Brimsek	5	316	1-4-0	16	3.04

1951

Gm	Date	Opponent	Score
SF	Mar. 28	at Toronto	W 2-0
	31	at Toronto*	T 1-1
Apr.	1	Toronto	L 0-3
	3	Toronto	L 1-3
	7	at Toronto	L 1-4
	8	Toronto	L 0-6

Player	GP	G	A	PTS	PIM
Woody Dumart	6	1	2	3	0
John Peirson	2	1	1	2	2
Bill Ezinicki	6	1	1	2	18
Lorne Ferguson	6	1	0	1	2
Duncan Fisher	6	1	0	1	0
Dave Creighton	5	0	1	1	0
Hal Laycoe	6	0	1	1	5
Bill Quackenbush	6	0	1	1	0
Paul Ronty	6	0	1	1	2
Ed Sandford	6	0	1	1	4
Milt Schmidt	6	0	1	1	7

Gordon Henry	2	0	0	0	0
Jack McIntyre	2	0	0	0	0
George Sullivan	2	0	0	0	2
Jack Gelineau	4	0	0	0	0
Pete Horeck	4	0	0	0	13
Murray Henderson	5	0	0	0	2
Vic Lynn	5	0	0	0	2
Steve Kraftcheck	6	0	0	0	7
Ed Kryzanowski	6	0	0	0	2
Max Quackenbush	6	0	0	0	4

Goaltender	GP	MIN	W-L-T	GA	GAA
Jack Gelineau	4	260	1-2-0	7	1.62
Gordon Henry	2	120	0-2-0	10	5.00

1951 NOTABLES:

- The Bruins use two goaltenders in the post-season for the first time.
- The Bruins play the last playoff tie in their history.
- April 8, 1951: The Bruins and Maple Leafs play a penalty-free game.

1952

Gm	Date	Opponent	Score
SF	Mar. 25	at Montreal	L 1-5
	27	at Montreal	L 0-4
	30	Montreal	W 4-1
Apr.	1	Montreal	W 3-2
	3	at Montreal	W 1-0
	6	Montreal*	L 2-3
	8	at Montreal	L 1-3

Player	GP	G	A	PTS	PIM
Ed Sandford	7	2	4	4	0
Fleming Mackell	5	2	1	3	12
Dave Creighton	7	2	1	3	2
Milt Schmidt	7	2	1	3	0
Jack McIntyre	7	1	2	3	2
Bill Quackenbush	7	0	3	3	0
Real Chevrefils	7	1	1	2	6
Hal Laycoe	7	1	1	2	11
John Peirson	7	0	2	2	4
Pentti Lund	2	1	0	1	0
Leo Labine	5	0	1	1	4
Woody Dumart	7	0	1	1	0
Duncan Fisher	2	0	0	0	0
Gus Kyle	2	0	0	0	4
Bob Armstrong	5	0	0	0	2
Murray Henderson	7	0	0	0	4
Jim Henry	7	0	0	0	0
Ed Kryzanowski	7	0	0	0	0
George Sullivan	7	0	0	0	0

Goaltender	GP	MIN	W-L	GA	GAA
Jim Henry	7	448	3-4	18	2.41

1952 NOTABLES:

- March 30, 1952: The Bruins score the fastest three goals in team playoff history with Hal Laycoe, Dave Creighton and Ed Sandford scoring in a 1:02 span of the second period.
- April 6, 1952: The game is delayed for 15 minutes in the third period for goaltender Jim Henry to receive treatment for a broken nose suffered when he was hit by a Doug Harvey shot. Montreal's Paul Masnick, playing in his first game of the season, scores the overtime goal to tie the series at three games each.

1953

Gm	Date	Opponent	Score
SF	Mar. 24	at Detroit	L 0-7
	26	at Detroit	W 5-3
	29	Detroit*	W 2-1
	31	Detroit	W 6-2
Apr.	2	at Detroit	L 4-6
	5	Detroit	W 4-2
F	Apr. 9	at Montreal	L 2-4
	11	at Montreal	W 4-1
	12	Montreal	L 0-3
	14	Montreal	L 3-7
	16	at Montreal*	L 0-1

Player	GP	G	A	PTS	PIM
Ed Sandford	11	8	3	11	11
Dave Creighton	11	4	5	9	10
John Peirson	11	3	6	9	2
Fleming Mackell	11	2	7	9	7
Milt Schmidt	10	5	1	6	6
Jack McIntyre	10	4	2	6	2
Bill Quackenbush	11	0	4	4	4
Leo Labine	7	2	1	3	19
Joe Klukay	11	1	2	3	9
Jerry Toppazzini	11	0	3	3	9
Bob Armstrong	11	1	1	2	10
Woody Dumart	11	0	2	2	0
Hal Laycoe	11	0	2	2	10
Real Chevrefils	7	0	1	1	6
Warren Godfrey	11	0	1	1	2
Pentti Lund	2	0	0	0	0
Gordon Henry	3	0	0	0	0
George Sullivan	3	0	0	0	0
Jim Henry	9	0	0	0	0

Goaltender	GP	MIN	W-L	GA	GAA
Jim Henry	9	510	4-4	26	3.06
Gordon Henry	3	163	1-2	11	4.05

1953 NOTABLES:

- Ed Sandford leads the league in post-season scoring with 11 points.
- The Bruins return to the Stanley Cup Finals for the first time since the 1946 post-season.
- March 24, 1953: The Bruins suffer the biggest shutout against in their playoff history with a 7-0 loss in Detroit in the first game of their Semi-Final series, but rebound to win the series in six games.

1954

Gm	Date	Opponent	Score
SF	Mar. 23	at Montreal	L 0-2
	25	at Montreal	L 1-8
	28	Montreal	L 3-4
	30	Montreal	L 0-2

Player	GP	G	A	PTS	PIM
Cal Gardner	4	1	1	2	0
Fleming Mackell	4	1	1	2	8
Doug Mohns	4	1	0	1	4
Milt Schmidt	4	1	0	1	20
Ed Sandford	3	0	1	1	4
Bob Armstrong	4	0	1	1	0
Leo Labine	4	0	1	1	28
Gus Bodnar	1	0	0	0	0
Guyle Fielder	2	0	0	0	2
Hal Laycoe	2	0	0	0	0
Wayne Brown	4	0	0	0	2
Dave Creighton	4	0	0	0	0
Woody Dumart	4	0	0	0	0
Warren Godfrey	4	0	0	0	4
Jim Henry	4	0	0	0	0
Joe Klukay	4	0	0	0	0
John Peirson	4	0	0	0	2
Bill Quackenbush	4	0	0	0	0

Goaltender	GP	MIN	W-L	GA	GAA
Jim Henry	4	240	0-4	16	4.00

1954 NOTABLES:

- March 25, 1954: Montreal's Dickie Moore scores twice and adds four assists for six points in an 8-1 Canadiens victory. It is a Bruins team record for points in a playoff game by an opponent. Montreal's Jean Beliveau and Bernard Geoffrion have 2-3=5 totals each as well in the game with Geoffrion's goals coming in a 0:31 span in the first period.

1955

Gm	Date	Opponent	Score
SF	Mar. 22	at Montreal	L 0-2
	24	at Montreal	L 1-3
	27	Montreal	W 4-2
	29	Montreal*	L 3-4
	31	at Montreal	L 1-5



PLAYOFF SCORING & RESULTS

Player	GP	G	A	PTS	PIM
Bill Quackenbush	5	0	5	5	0
Real Chevrefils	5	2	1	3	4
Leo Labine	5	2	1	3	11
Don McKenney	5	1	2	3	4
Ed Sandford	5	1	1	2	6
Lorne Ferguson	4	1	0	1	2
Ferny Flaman	4	1	0	1	2
Hal Laycoe	5	1	0	1	0
Fleming Mackell	4	0	1	1	0
Gus Bodnar	5	0	1	1	4
Leo Boivin	5	0	1	1	4
Don Cherry	1	0	0	0	0
Murray Costello	1	0	0	0	2
John Henderson	2	0	0	0	0
Gordie Wilson	2	0	0	0	0
Warren Godfrey	3	0	0	0	0
Jim Henry	3	0	0	0	0
Norm Corcoran	4	0	0	0	0
Bob Armstrong	5	0	0	0	2
Cal Gardner	5	0	0	0	0
Doug Mohns	5	0	0	0	4

Goaltender	GP	MINS	W-L	GA	GAA
Jim Henry	3	183	1-2	8	2.62
John Henderson	2	120	0-2	8	4.00

1955 NOTABLES:

• March 22, 1955: Montreal's Jacques Plante (16 saves) and Charlie Hodges (4 saves) combine for the only shared playoff shutout, for or against, in Bruins history.

1957

Gm	Date	Opponent	Score
SF	Mar. 26	at Detroit	W 3-1
	28	at Detroit	L 2-7
	31	Detroit	W 4-3
	Apr. 2	Detroit	W 2-0
	4	at Detroit	W 4-3
F	Apr. 6	at Montreal	L 1-5
	9	at Montreal	L 0-1
	11	Montreal	L 2-4
	14	Montreal	W 2-0
	16	at Montreal	L 1-5

Player	GP	G	A	PTS	PIM
Fleming Mackell	10	5	3	8	4
Don McKenney	10	1	5	6	4
Leo Labine	10	3	2	5	14
Leo Boivin	10	2	3	5	12
Doug Mohns	10	2	3	5	2
Real Chevrefils	10	2	1	3	4
Cal Gardner	10	2	1	3	2
Vic Stasiuk	10	2	1	3	2
Bob Armstrong	10	0	3	3	10
Ferny Flaman	10	0	3	3	19
John Peirson	10	0	3	3	12
Larry Regan	8	0	2	2	10
Carl Boone	10	1	0	1	12
Jack Caffery	10	1	0	1	4
Jack Bionda	10	0	1	1	14
Jerry Toppazzini	10	0	1	1	2
Don Simmons	10	0	0	0	0

Goaltender	GP	MINS	W-L	GA	GAA
Don Simmons	10	600	5-5	29	2.90

1958

Gm	Date	Opponent	Score
SF	Mar. 25	at New York	L 3-5
	27	at New York	W 4-3
	29	New York	W 5-0
	Apr. 1	New York	L 2-5
	3	New York	W 6-1
	5	New York	W 8-2
F	Apr. 8	at Montreal	L 1-2
	10	at Montreal	W 5-2
	13	Montreal	L 0-3
	15	Montreal	W 3-1
	17	at Montreal*	L 2-3
	20	Montreal	L 3-5

Player	GP	G	A	PTS	PIM
Fleming Mackell	12	5	14	19	12
Don McKenney	12	9	8	17	0
Doug Mohns	12	3	10	13	18
Jerry Toppazzini	12	9	3	12	2
Larry Regan	12	3	8	11	6
Bronco Horvath	12	5	3	8	8
Vic Stasiuk	12	0	5	5	13
Norm Johnson	12	4	0	4	6
Allan Stanley	12	1	3	4	6
Ferny Flaman	12	2	2	4	10
John Bucyk	12	0	4	4	16
Leo Boivin	12	0	3	3	21
Carl Boone	12	1	1	2	13
Larry Hillman	11	0	2	2	6
Leo Labine	11	0	2	2	10
John Peirson	5	0	1	1	0
Real Chevrefils	1	0	0	0	0
Harry Lumley	1	0	0	0	0
Don Simmons	11	0	0	0	0

Goaltender	GP	MINS	W-L	GA	GAA
Don Simmons	11	671	6-5	27	2.41

1958 NOTABLES:

• The Bruins and Rangers set an NHL playoff record for shorthanded goals in a playoff series, combining for seven (Boston four, New York three) in their Semi-Final series.

• Fleming Mackell leads the NHL in post-season scoring with 19 points. Mackell's 14 assists are a league record for one post-season.

• Jerry Toppazzini sets a club record for goals in one playoff series with eight in the Semi-Final series vs. the Rangers.

• April 3, 1958: Ferny Flaman scores two goals in a 6-1 win over NY Rangers, his first scores in 85 games dating back to March 7, 1957. The game is a road contest for the Bruins, but is played in Boston Garden due to circus dates in Madison Square Garden.

• April 5, 1958: Don McKenney ties an NHL playoff record with five assists in an 8-2 win over the Rangers as the Bruins take the Semi-Final series in six games.

• April 15, 1958: Fleming Mackell has two assists in a 3-1 win over Montreal, giving him an NHL playoff record of 14 in one post-season. His ten assists vs. New York in the Semi-Final series are also a league mark for assists in one series.

• April 20, 1958: The Canadiens clinch the Stanley Cup in game six in Boston, becoming just the second team in NHL history to win three straight championships. NHL President Clarence Campbell was unable to present the Cup on the ice as a group of Canadiens fans hopped the glass and mobbed the players.

1959

Gm	Date	Opponent	Score
SF	Mar. 24	Toronto	W 5-1
	26	Toronto	W 4-2
	28	at Toronto*	L 2-3
	31	at Toronto*	L 2-3
	Apr. 2	Toronto	L 1-4
	4	at Toronto	W 5-4
	7	Toronto	L 2-3

Player	GP	G	A	PTS	PIM
Fleming Mackell	7	2	6	8	8
Don McKenney	7	2	5	7	0
Vic Stasiuk	7	4	2	6	11
Jerry Toppazzini	7	4	2	6	0
John Bucyk	7	2	4	6	6
Jim Morrison	6	0	6	6	13
Bronco Horvath	7	2	3	5	0
Leo Labine	7	2	1	3	12
Leo Boivin	7	1	2	3	4
Larry Leach	7	1	1	2	8
Doug Mohns	4	0	2	2	12
Bob Armstrong	7	0	2	2	4
Jean-Guy Gendron	7	1	0	1	18
Larry Hillman	7	0	1	1	0
Jack Bionda	1	0	0	0	0
Ken Yackel	2	0	0	0	2
Dan Poliziani	3	0	0	0	0
Earl Reibel	4	0	0	0	0
Ferny Flaman	7	0	0	0	8
Harry Lumley	7	0	0	0	0

Goaltender	GP	MINS	W-L	GA	GAA
Harry Lumley	7	436	3-4	20	2.75

1968

Gm	Date	Opponent	Score
QF	Apr. 4	at Montreal	L 1-2
	6	at Montreal	L 2-5
	9	Montreal	L 3-5
	11	Montreal	L 2-3

Player	GP	G	A	PTS	PIM
Ken Hodge	4	3	0	3	2
Phil Esposito	4	0	3	3	0
Ed Westfall	4	2	0	2	2
Ted Green	4	1	1	2	11
John McKenzie	4	1	1	2	8
John Bucyk	3	0	2	2	0
Bobby Orr	4	0	2	2	2
Derek Sanderson	4	0	2	2	9
Dallas Smith	4	0	2	2	0
Tom Williams	4	1	0	1	2
Don Awrey	4	0	1	1	4
Ed Shack	4	0	1	1	6
Fred Stanfield	4	0	1	1	0
Wayne Cashman	1	0	0	0	0
Glen Sather	3	0	0	0	0
Gerry Cheevers	4	0	0	0	0
Gary Doak	4	0	0	0	4
Phil Krake	4	0	0	0	2
Ron Murphy	4	0	0	0	0

Goaltender	GP	MINS	W-L	GA	GAA
Gerry Cheevers	4	240	0-4	15	3.75

1968 NOTABLES:

• The Bruins return to the playoffs for the first time since 1959. It is the first year of an NHL-record 29-year streak of post-season appearances.

1969

Gm	Date	Opponent	Score
QF	Apr. 2	Toronto	W 10-0
	3	Toronto	W 7-0
	5	at Toronto	W 4-3
	6	at Toronto	W 3-2
SF	Apr. 10	at Montreal*	L 2-3
	13	at Montreal	L 3-4
	17	Montreal	W 5-0
	20	Montreal	W 3-2
	22	at Montreal	L 2-4
	24	Montreal*	L 1-2

Player	GP	G	A	PTS	PIM
Phil Esposito	10	8	10	18	8
Ken Hodge	10	5	7	12	4
John Bucyk	10	5	6	11	0
Derek Sanderson	9	8	2	10	36
Ed Westfall	10	3	7	10	11
Ted Green	10	2	7	9	18
Ron Murphy	10	4	4	8	12
Bobby Orr	10	1	7	8	10
John McKenzie	10	2	2	4	17
Fred Stanfield	10	2	2	4	0
Dallas Smith	10	0	3	3	16
Ed Shack	9	0	2	2	23
Wayne Cashman	6	0	1	1	0
Don Awrey	10	0	1	1	28
Ace Bailey	1	0	0	0	2
Ed Johnston	1	0	0	0	0
Bill Lesuk	1	0	0	0	0
Tom Webster	1	0	0	0	0
Gerry Cheevers	9	0	0	0	0
Rick Smith	9	0	0	0	6
Glen Sather	10	0	0	0	18

Goaltender	GP	MINS	W-L	GA	GAA
Gerry Cheevers	9	572	6-3	16	1.68
Ed Johnston	1	65	0-1	4	3.69

1968 NOTABLES:

• Phil Esposito leads all playoff scorers with 18 points.

• Derek Sanderson sets an NHL mark for most short-



PLAYOFF SCORING & RESULTS

handed goals in a playoff year with three.

- April 2, 1969: Phil Esposito sets team records for goals and points in a playoff game and ties an NHL mark for points with four goals and two assists for six points, including a league-record three on the power play. The 10-0 win over Toronto was a club mark for goals in a playoff game and Boston's six power play goals were also a league record. Toronto's Pat Quinn was pelted by fans who smashed the glass partition separating the penalty box from the seating area while serving a five-minute major for elbowing Bobby Orr.
- April 5, 1969: Gerry Cheevers extends his playoff shutout streak to 128:23 before Toronto's Ron Ellis scores at 8:23 of the first period in game three of their Quarter-Final series.

1970

Gm	Date	Opponent	Score
QF	Apr. 8	New York	W 8-2
	9	New York	W 5-3
	11	at New York	L 3-4
	12	at New York	L 2-4
	14	New York	W 3-2
	16	at New York	W 4-1
SF	Apr. 19	at Chicago	W 6-3
	21	at Chicago	W 4-1
	23	Chicago	W 5-2
	26	Chicago	W 5-4
F	May 3	at St. Louis	W 6-1
	5	at St. Louis	W 6-2
	7	St. Louis	W 4-1
	10	St. Louis*	W 4-3

Player	GP	G	A	PTS	PIM
Phil Esposito	14	13	14	27	16
Bobby Orr	14	9	11	20	14
John Bucyk	14	11	8	19	2
John McKenzie	14	5	12	17	35
Fred Stanfield	14	4	12	16	6
Ken Hodge	14	3	10	13	17
Wayne Cashman	14	5	4	9	50
Derek Sanderson	14	5	4	9	72
Ed Westfall	14	3	5	8	4
Wayne Carleton	14	2	4	6	14
Don Awrey	14	0	5	5	32
Rick Smith	14	1	3	4	17
Dallas Smith	14	0	3	3	19
Don Marcotte	14	2	0	2	11
Bill Speer	8	1	0	1	4
Jim Lorentz	11	1	0	1	4
Gerry Cheevers	13	0	1	1	2
Ed Johnston	1	0	0	0	2
Dan Schock	1	0	0	0	0
Bill Lesuk	2	0	0	0	0
Gary Doak	8	0	0	0	9

Goaltender	GP	MINS	W-L	GA	GAA
Gerry Cheevers	13	781	12-1	29	2.23
Ed Johnston	1	60	0-1	4	4.00

1970 NOTABLES:

- The Bruins return to the Stanley Cup Finals for the first time since 1958 and win their first championship in 29 years for the fourth Cup in their history.
- Bobby Orr wins the Conn Smythe Trophy as playoff MVP.
- Phil Esposito leads the league in post-season scoring with an NHL record 13 goals and 27 points.
- Bobby Orr sets league records for a defenseman in a playoff year with nine goals and 20 points.
- Orr sets a club playoff record with a 14-game point streak, compiling 9-1=20 totals while tallying at least one point in every post-season game.
- The Bruins set a club record with ten consecutive victories, winning the final two games of their Quarter-Final series and sweeping both the Semi-Final and Final series. Gerry Cheevers plays every game in goal in setting the team mark for consecutive wins by a goaltender.
- Phil Esposito faces brother Tony in the Semi-Final series vs. Chicago, the second time in team history a Boston player has faced his brother in a playoff series [Tiny (Boston) and Paul (NY Rangers) Thompson in 1929 Finals].
- April 11, 1970: Wayne Cashman sets a club record for penalty minutes in a playoff game with 32 PIM at NY Rangers.
- April 19, 1970: Phil Esposito scores his club-record

second hat trick of the post-season in a 6-3 win vs. Chicago and brother Tony.

- May 10, 1970: Bobby Orr scores the most famous goal in Bruins history with the Stanley-Cup winning goal at 0:40 of overtime in game four vs. St. Louis.



Bobby Orr's Stanley Cup-winning goal in overtime on May 10, 1970 was immortalized in this famous Ray Lussier photo for the Boston Record-American.

1971

Gm	Date	Opponent	Score
QF	Apr. 7	Montreal	W 3-1
	8	Montreal	L 5-7
	10	at Montreal	L 1-3
	11	at Montreal	W 5-2
	13	Montreal	W 7-3
	15	at Montreal	L 3-8
	18	Montreal	L 2-4

Player	GP	G	A	PTS	PIM
Bobby Orr	7	5	7	12	25
Phil Esposito	7	3	7	10	6
Fred Stanfield	7	3	4	7	0
John Bucyk	7	2	5	7	0
Ken Hodge	7	2	5	7	6
Wayne Cashman	7	3	2	5	15
John McKenzie	7	2	3	5	22
Derek Sanderson	7	2	1	3	13
Ed Westfall	7	1	2	3	2
Dallas Smith	7	0	3	3	26
Mike Walton	5	2	0	2	19
Ted Green	7	1	0	1	25
Ace Bailey	1	0	0	0	10
Ed Johnston	1	0	0	0	0
Reg Leach	3	0	0	0	0
Wayne Carleton	4	0	0	0	0
Don Marcotte	4	0	0	0	0
Gerry Cheevers	6	0	0	0	4
Rick Smith	6	0	0	0	0
Don Awrey	7	0	0	0	17

Goaltender	GP	MINS	W-L	GA	GAA
Gerry Cheevers	6	360	3-3	21	3.50
Ed Johnston	1	60	0-1	7	7.00

1971 NOTABLES:

- April 8, 1971: Bobby Orr ties a club record with three second period assists. Boston has a 5-1 lead in the second period, but Montreal scores six unanswered goals to take a 7-5 win.
- April 11, 1971: Bobby Orr becomes the first defenseman in league history to score a playoff hat trick in a 5-2 win in Montreal.

1972

Gm	Date	Opponent	Score
QF	Apr. 5	Toronto	W 5-0
	6	Toronto	L 3-4
	8	at Toronto	W 2-0
	9	at Toronto	W 5-4
	11	Toronto	W 3-2
SF	Apr. 18	St. Louis	W 6-1
	20	St. Louis	W 10-2
	23	at St. Louis	W 7-2
	25	at St. Louis	W 5-3
F	Apr. 30	NY Rangers	W 6-5
	May 2	NY Rangers	W 2-1
	4	at NY Rangers	L 2-5

May 7	at NY Rangers	W 3-2
9	NY Rangers	L 2-3
11	at NY Rangers	W 3-0

Player	GP	G	A	PTS	PIM
Phil Esposito	15	9	15	24	24
Bobby Orr	15	5	19	24	19
John Bucyk	15	9	11	20	6
Ken Hodge	15	9	8	17	62
John McKenzie	15	5	12	17	37
Fred Stanfield	15	7	9	16	0
Mike Walton	15	6	6	12	13
Wayne Cashman	15	4	7	11	42
Ed Westfall	15	4	3	7	10
Ace Bailey	13	2	4	6	16
Don Awrey	15	0	4	4	45
Dallas Smith	15	0	4	4	22
Don Marcotte	14	3	0	3	6
Derek Sanderson	11	1	1	2	44
Carol Vadnais	15	0	2	2	43
Chris Hayes	1	0	0	0	0
Garry Peters	1	0	0	0	0
Ed Johnston	7	0	0	0	0
Gerry Cheevers	8	0	0	0	0
Ted Green	10	0	0	0	0

Goaltender	GP	MINS	W-L	GA	GAA
Ed Johnston	7	420	6-1	13	1.86
Gerry Cheevers	8	483	6-2	21	2.61

1972 NOTABLES:

- Bobby Orr wins his second Conn Smythe Trophy as the post-season MVP.
- Orr sets a league record for assists by a defenseman in one post-season with 19. Orr and Phil Esposito lead the NHL in post-season scoring with 24 points each.
- The Bruins score 28 goals in their Semi-Final series sweep vs. St. Louis and the teams combine for 36 goals. It is a league record for goals by one team and by both teams in a four-game series.
- The Bruins set a club record for road wins in one playoff year with a 6-1 road record.
- April 9, 1972: Bobby Orr ties a club mark with three assists in the third period of a 5-4 win in Toronto.
- April 20, 1972: The Bruins tie a team record for goals in a playoff game with a 10-2 victory over St. Louis.
- April 30, 1972: Phil Esposito ties a club mark with three assists in the second period of a 6-5 win vs. NY Rangers.
- May 11, 1972: Gerry Cheevers makes 33 saves and Bobby Orr scores the Cup-winning goal at 11:18 of the first period for a 3-0 win at NY Rangers. It is the Bruins' second Stanley Cup in three years and the fifth championship in their history.



Milt Schmidt was involved in four of Boston's five Stanley Cup championships, winning two as a player and two as a General Manager. He is pictured here with coach Tom Johnson (center) and Bobby Orr (right).

1973

Gm	Date	Opponent	Score
QF	Apr. 4	NY Rangers	L 2-6
	5	NY Rangers	L 2-4
	7	at NY Rangers	W 4-2
	8	at NY Rangers	L 0-4
	10	NY Rangers	L 3-6

Player	GP	G	A	PTS	PIM
Gregg Sheppard	5	2	1	3	0



PLAYOFF SCORING & RESULTS

Derek Sanderson	5	1	2	3	13
John Bucyk	5	0	3	3	0
Doug Roberts	5	2	0	2	6
Wayne Cashman	5	1	1	2	4
Don Marcotte	5	1	1	2	0
Bobby Orr	5	1	1	2	7
Fred Stanfield	5	1	1	2	0
Mike Walton	5	1	1	2	2
Dallas Smith	5	0	2	2	2
Ken Hodge	5	1	0	1	7
Phil Esposito	2	0	1	1	2
Fred O'Donnell	5	0	1	1	5
Ross Brooks	1	0	0	0	0
Gary Doak	2	0	0	0	2
Jacques Plante	2	0	0	0	0
Ed Johnston	3	0	0	0	0
Don Awrey	4	0	0	0	6
Nick Beverley	4	0	0	0	0
Terry O'Reilly	5	0	0	0	2
Carol Vadnais	5	0	0	0	8

Goaltender	GP	MINS	W-L	GA	GAA
Ed Johnston	3	160	1-2	9	3.38
Jacques Plante	2	120	0-2	10	5.00
Ross Brooks	1	20	0-0	3	9.00

1974

Gm	Date	Opponent	Score
QF	Apr. 10	Toronto	W 1-0
	11	Toronto	W 6-3
	13	at Toronto	W 6-3
	14	at Toronto	W 4-3
SF	Apr. 18	Chicago	L 2-4
	21	Chicago	W 8-6
	23	at Chicago*	L 3-4
	25	at Chicago	W 5-2
	28	Chicago	W 6-2
	30	at Chicago	W 4-2
F	May 7	Philadelphia	W 3-2
	9	Philadelphia*	L 2-3
	12	at Philadelphia	L 1-4
	14	at Philadelphia	L 2-4
	16	Philadelphia	W 5-1
	19	at Philadelphia	L 0-1

Player	GP	G	A	PTS	PIM
Gregg Sheppard	16	11	8	19	4
John Bucyk	16	8	10	18	4
Bobby Orr	16	4	14	18	28
Ken Hodge	16	6	10	16	16
Phil Esposito	16	9	5	14	25
Wayne Cashman	16	5	9	14	46
Carol Vadnais	16	1	12	13	42
Bobby Schmautz	16	3	6	9	44
Dallas Smith	16	1	7	8	20
Terry O'Reilly	16	2	5	7	38
Don Marcotte	16	4	2	6	8
Andre Savard	16	3	2	5	24
Darryl Edestrand	16	1	2	3	15
Gilles Gilbert	16	0	3	3	8
Dave Forbes	16	0	2	2	6
Doug Gibson	1	0	0	0	0
Al Simmons	1	0	0	0	0
Richie Leduc	5	0	0	0	9
Al Sims	16	0	0	0	12

Goaltender	GP	MINS	W-L	GA	GAA
Gilles Gilbert	16	977	10-6	43	2.64

1974 NOTABLES:

- The Semi-Final series vs. Chicago pits Phil Esposito against brother Tony for the second time.
- Gilles Gilbert sets a club record for assists by a goaltender with three in the post-season.
- April 21, 1974: John Bucyk ties a league record with three power play goals in an 8-6 win over Chicago.

1975

Gm	Date	Opponent	Score
PS	Apr. 8	Chicago	W 8-2
	10	at Chicago*	L 3-4
	11	Chicago	L 4-6

Player	GP	G	A	PTS	PIM
Bobby Orr	3	1	5	6	2
Bobby Schmautz	3	1	5	6	6
Carol Vadnais	3	1	5	6	0
Phil Esposito	3	4	1	5	0
Gregg Sheppard	3	3	1	4	5
Ken Hodge	3	1	1	2	0
Andre Savard	3	1	1	2	2
Wayne Cashman	1	0	2	2	0
Dallas Smith	3	0	2	2	4
John Bucyk	3	1	0	1	0
Don Marcotte	3	1	0	1	0
Hank Nowak	3	1	0	1	0
Earl Anderson	3	0	1	1	0
Darryl Edestrand	3	0	1	1	7
Gilles Gilbert	3	0	1	1	0
Gary Doak	3	0	0	0	4
Dave Forbes	3	0	0	0	0
Terry O'Reilly	3	0	0	0	17

Goaltender	GP	MINS	W-L	GA	GAA
Gilles Gilbert	3	188	1-2	12	3.83

1975 NOTABLES:

- The Preliminary series vs. Chicago pits Phil Esposito against brother Tony for the third time. Tony prevails for the first time in three tries.
- April 8, 1975: Phil Esposito scores a hat trick against brother Tony in an 8-2 win over Chicago. It is Phil's second career playoff hat trick against his brother.

1976

Gm	Date	Opponent	Score
QF	Apr. 11	Los Angeles	W 4-0
	13	Los Angeles*	L 2-3
	15	at Los Angeles	L 4-6
	17	at Los Angeles	W 3-0
	20	Los Angeles	W 7-1
	22	at Los Angeles	L 3-4
	25	Los Angeles	W 3-0
SF	Apr. 27	at Philadelphia	W 4-2
	29	at Philadelphia	L 1-2
	May 2	Philadelphia	L 2-5
	4	Philadelphia	L 2-4
	6	at Philadelphia	L 3-6

Player	GP	G	A	PTS	PIM
Jean Ratelle	12	8	8	16	4
Gregg Sheppard	12	5	6	11	6
Brad Park	11	3	8	11	14
Ken Hodge	12	4	6	10	4
Bobby Schmautz	11	2	8	10	13
John Bucyk	12	2	7	9	0
Don Marcotte	12	2	4	6	8
Wayne Cashman	11	1	5	6	16
Andre Savard	12	1	4	5	9
Terry O'Reilly	12	3	1	4	25
Dallas Smith	11	2	2	4	19
Darryl Edestrand	12	1	3	4	23
Dave Forbes	12	1	1	2	5
Gary Doak	12	1	0	1	22
Joe Zanussi	4	0	1	1	2
Gordie Clark	1	0	0	0	0
Doug Halward	1	0	0	0	0
Al Sims	1	0	0	0	0
Ray Maluta	2	0	0	0	0
Steve Langdon	4	0	0	0	0
Gerry Cheevers	6	0	0	0	0
Gilles Gilbert	6	0	0	0	2
Hank Nowak	10	0	0	0	8
Mike Milbury	11	0	0	0	29

Goaltender	GP	MINS	W-L	GA	GAA
Gerry Cheevers	6	392	2-4	14	2.14
Gilles Gilbert	6	360	3-3	19	3.17

1976 NOTABLES:

- Gerry Cheevers and Gilles Gilbert combine for a team record three shutouts in one playoff year.
- April 13, 1976: Los Angeles' Butch Goring scores the fastest goal in Boston playoff overtime history, scoring at 0:27 to give the Kings a 3-2 victory.
- May 6, 1976: Philadelphia's Reggie Leach ties an NHL record with five goals in a 6-3 Flyers win over Boston in the final game of their Semi-Final series.

1977

Gm	Date	Opponent	Score
QF	Apr. 11	Los Angeles	W 8-3
	13	Los Angeles	W 6-2
	15	at Los Angeles	W 7-6
	17	at Los Angeles	L 4-7
	19	Los Angeles	L 1-3
	21	at Los Angeles	W 4-3
SF	Apr. 24	at Philadelphia*	W 4-3
	26	at Philadelphia*	W 5-4
	28	Philadelphia	W 2-1
	May 1	Philadelphia	W 3-0
F	May 7	at Montreal	L 3-7
	10	at Montreal	L 0-3
	12	Montreal	L 2-4
	14	Montreal	L 1-2

Player	GP	G	A	PTS	PIM
Jean Ratelle	14	5	12	17	4
Bob Schmautz	14	11	1	12	10
Gregg Sheppard	14	5	7	12	8
Brad Park	14	2	10	12	4
Don Marcotte	14	5	6	11	10
Terry O'Reilly	14	5	6	11	28
Rick Middleton	13	5	4	9	0
Wayne Cashman	14	1	8	9	18
Rick Smith	14	0	9	9	14
Peter McNab	14	5	3	8	2
Stan Jonathan	14	4	2	6	24
Mike Milbury	13	2	2	4	47
John Wensink	13	0	3	3	8
Gary Doak	14	0	2	2	26
Matti Hagman	8	0	1	1	0
Dave Forbes	14	0	1	1	2
Gilles Gilbert	1	0	0	0	0
Earl Anderson	2	0	0	0	0
Al Sims	2	0	0	0	0
Darryl Edestrand	3	0	0	0	2
John Bucyk	5	0	0	0	0
Doug Halward	6	0	0	0	4
Gerry Cheevers	14	0	0	0	4

Goaltender	GP	MINS	W-L	GA	GAA
Gerry Cheevers	14	858	8-5	44	3.08
Gilles Gilbert	1	20	0-1	3	9.00

1977 NOTABLES:

- Bobby Schmautz ties a team record for goals in a playoff series, scoring eight times in the Quarter-Final series vs. Los Angeles.
- April 11, 1977: Bobby Schmautz sets a club record for goals in one playoff period, scoring a first period hat trick in an 8-3 win over Los Angeles. Jean Ratelle ties a club record for assists in a period with three in the first.
- April 15, 1977: Bobby Schmautz scores the fastest goal from the start of a period in team history, scoring at the 0:10 mark of the third period in a 7-6 win over Los Angeles.
- April 26, 1977: The Bruins and Flyers combine for the second-fastest four goals in league history, as Boston scored three goals and Philadelphia added one in a 1:38 span of the second period.

1978

Gm	Date	Opponent	Score
QF	Apr. 17	Chicago	W 6-1
	19	Chicago*	W 4-3
	21	at Chicago*	W 4-3
	23	at Chicago	W 5-2
SF	May 2	Philadelphia*	W 3-2
	4	Philadelphia	W 7-5
	7	at Philadelphia	L 1-3
	9	at Philadelphia	W 4-2
	11	Philadelphia	W 6-3
F	May 13	at Montreal	L 1-4
	16	at Montreal*	L 2-3
	18	Montreal	W 4-0
	21	Montreal*	W 4-3
	23	at Montreal	L 1-4
	25	Montreal	L 1-4

Player	GP	G	A	PTS	PIM
Brad Park	15	9	11	20	24
Peter McNab	15	8	11	19	2



PLAYOFF SCORING & RESULTS

Bobby Schmautz	15	7	8	15	11
Terry O'Reilly	15	5	10	15	40
Gregg Sheppard	15	2	10	12	6
John Bucyk	15	4	6	10	13
Jean Ratelle	15	3	7	10	0
Don Marcotte	15	5	4	9	8
Mike Milbury	15	1	8	9	27
Rick Middleton	15	5	2	7	0
Rick Smith	15	1	5	6	18
John Wensink	15	2	2	4	54
Bob Miller	13	0	3	3	15
Gary Doak	12	1	0	1	4
Dennis O'Brien	14	0	1	1	28
Stan Jonathan	15	0	1	1	36
Ron Grahame	4	0	0	0	0
Al Sims	8	0	0	0	0
Gerry Cheevers	12	0	0	0	6

Goaltender	GP	MINS	W-L	GA	GAA
Ron Grahame	4	202	2-1	7	2.08
Gerry Cheevers	12	731	8-4	35	2.87

1978 NOTABLES:

- The Bruins set a club record with four overtime wins in the post-season.
- Brad Park ties Bobby Orr's league record for goals by a defenseman in one playoff year with nine.

1979

Gm	Date	Opponent	Score
QF	Apr. 16	Pittsburgh	W 6-2
	18	Pittsburgh	W 4-3
	21	at Pittsburgh	W 2-1
	22	at Pittsburgh	W 4-1
SF	Apr. 26	at Montreal	L 2-4
	28	at Montreal	L 2-5
	May 1	Montreal	W 2-1
	3	Montreal*	W 4-3
	5	at Montreal	L 1-5
	8	Montreal	W 5-2
	10	at Montreal*	L 4-5

Player	GP	G	A	PTS	PIM
Jean Ratelle	11	7	6	13	2
Rick Middleton	11	4	8	12	0
Wayne Cashman	10	4	5	9	8
Don Marcotte	11	5	3	8	10
Peter McNab	11	5	3	8	0
Mike Milbury	11	1	7	8	7
Terry O'Reilly	11	0	6	6	25
Stan Jonathan	11	4	1	5	12
Brad Park	11	1	4	5	8
Bob Schmautz	11	2	2	4	6
Dwight Foster	11	1	3	4	0
Dick Redmond	11	1	3	4	2
Rick Smith	11	0	4	4	12
Bob Miller	11	1	1	2	8
Gary Doak	7	0	2	2	4
Al Sims	11	0	2	2	0
John Wensink	8	0	1	1	19
Al Secord	4	0	0	0	0
Gilles Gilbert	5	0	0	0	0
Gerry Cheevers	6	0	0	0	0

Goaltender	GP	MINS	W-L	GA	GAA
Gerry Cheevers	6	360	4-2	15	2.50
Gilles Gilbert	5	314	3-2	16	3.06

1980

Gm	Date	Opponent	Score
PS	Apr. 8	Pittsburgh	L 2-4
	10	Pittsburgh	W 4-1
	12	at Pittsburgh	L 1-4
	13	at Pittsburgh	W 8-3
	14	Pittsburgh	W 6-2
QF	Apr. 16	NY Islanders*	L 1-2
	17	NY Islanders*	L 4-5
	19	at NY Islanders	L 3-5
	21	at NY Islanders	W 4-3
	22	NY Islanders	L 2-4

Player	GP	G	A	PTS	PIM
Peter McNab	10	8	6	14	2

Ray Bourque	10	2	9	11	27
Terry O'Reilly	10	3	6	9	69
Brad Park	10	3	6	9	4
Dwight Foster	9	3	5	8	2
Rick Middleton	10	4	2	6	5
Wayne Cashman	10	3	3	6	32
Bob Miller	10	3	2	5	4
Craig MacTavish	10	2	3	5	7
Don Marcotte	10	2	3	5	4
Dick Redmond	10	0	3	3	9
Al Secord	10	0	3	3	65
Rick Smith	6	1	1	2	2
Brad McCrimmon	10	1	1	2	28
Mike Milbury	10	0	2	2	50
Bobby Lalonde	4	0	1	1	2
Jean Ratelle	3	0	0	0	0
Gary Doak	4	0	0	0	0
John Wensink	4	0	0	0	5
Stan Jonathan	9	0	0	0	29
Gerry Cheevers	10	0	0	0	0

Goaltender	GP	MINS	W-L	GA	GAA
Gerry Cheevers	10	619	4-6	32	3.10

1980 NOTABLES:

- April 17, 1980: The Bruins and Islanders set a league record for penalty minutes in a period, combining for 248 PIM (124 each) in the first. The teams would finish with a combined 254 total in the 5-4 Islanders overtime win.
- April 21, 1980: Rick Middleton ties the game at 19:40 of the third period and Terry O'Reilly nets the game-winner at 17:13 of overtime for a 4-3 win at NY Islanders.

1981

Gm	Date	Opponent	Score
PS	Apr. 8	Minnesota*	L 4-5
	9	Minnesota	L 6-9
	11	at Minnesota	L 3-6

Player	GP	G	A	PTS	PIM
Don Marcotte	3	2	2	4	6
Mike O'Connell	3	1	3	4	2
Brad Park	3	1	3	4	11
Peter McNab	3	3	0	3	0
Bobby Lalonde	3	2	1	3	2
Terry O'Reilly	3	1	2	3	12
Keith Crowder	3	2	0	2	9
Dwight Foster	3	1	1	2	0
Mike Milbury	2	0	1	1	10
Ray Bourque	3	0	1	1	2
Wayne Cashman	3	0	1	1	0
Steve Kasper	3	0	1	1	0
Brad McCrimmon	3	0	1	1	2
Rick Middleton	3	0	1	1	2
Dick Redmond	3	0	1	1	2
Marco Baron	1	0	0	0	0
Mike Gillis	1	0	0	0	0
Stan Jonathan	3	0	0	0	30
Jean Ratelle	3	0	0	0	0
Rogie Vachon	3	0	0	0	0

Goaltender	GP	MINS	W-L	GA	GAA
Rogie Vachon	3	164	0-2	16	5.85
Marco Baron	1	20	0-1	3	9.00

1981 NOTABLES:

- April 9, 1981: Peter McNab takes the only Bruins penalty shot in team history, unsuccessful against Minnesota's Don Beaupre.
- April 11, 1981: The Bruins set a league record for short-handed goals in a playoff game with three in a 6-3 loss in Minnesota. The North Stars also scored a shorthanded goal as the teams combined for an NHL mark of four in one game. Bobby Lalonde sets a league mark with two of the shorthanded goals.

1982

Gm	Date	Opponent	Score
DSF	Apr. 7	Buffalo	W 3-1
	8	Buffalo	W 7-3
	10	at Buffalo	L 2-5
	11	at Buffalo	W 5-2

DF	Apr. 15	Quebec	W 4-3
	16	Quebec	W 8-4
	18	at Quebec*	L 2-3
	19	at Quebec	L 2-7
	21	Quebec	L 3-4
	23	at Quebec*	W 6-5
	25	Quebec	L 1-2

Player	GP	G	A	PTS	PIM
Barry Pederson	11	7	11	18	2
Rick Middleton	11	6	9	15	0
Peter McNab	11	6	8	14	6
Terry O'Reilly	11	5	4	9	56
Steve Kasper	11	3	6	9	22
Bruce Crowder	11	5	3	8	9
Ray Bourque	9	1	5	6	16
Brad Park	11	1	4	5	4
Keith Crowder	11	2	2	4	14
Mike O'Connell	11	2	2	4	20
Don Marcotte	11	0	4	4	10
Mike Milbury	11	0	4	4	6
Tom Fergus	6	3	0	3	0
Mike Gillis	11	1	2	3	6
Larry Melnyk	11	0	3	3	40
Wayne Cashman	9	0	2	2	6
Dave Barr	5	1	0	1	0
Randy Hillier	8	0	1	1	16
Mike Moffat	11	0	1	1	8
Mike Krushelnyski	1	0	0	0	2
Rogie Vachon	1	0	0	0	0
Brad McCrimmon	2	0	0	0	2
Dick Redmond	2	0	0	0	0
Stan Jonathan	11	0	0	0	6

Goaltender	GP	MINS	W-L	GA	GAA
Rogie Vachon	1	20	0-0	1	3.00
Mike Moffat	11	663	6-5	38	3.44

1982 NOTABLES:

- Barry Pederson sets a club record for assists and points by a rookie in one post-season with 7-11=18 totals.
- April 8, 1982: Barry Pederson ties an NHL record with four points and ties a club record with three goals in the second period of a 7-3 win over Buffalo.
- April 11, 1982: Peter McNab ties an NHL record with four points and ties a club record with three assists in the second period of a 5-2 victory in Buffalo.

1983

Gm	Date	Opponent	Score
DSF	Apr. 5	Quebec*	W 4-3
	7	Quebec	W 4-2
	9	at Quebec	L 1-2
	10	at Quebec	W 2-1
DF	Apr. 14	Buffalo	L 4-7
	15	Buffalo	W 5-3
	17	at Buffalo	L 3-4
	18	at Buffalo	W 6-2
	20	Buffalo	W 9-0
	22	at Buffalo	L 3-5
	24	Buffalo*	W 3-2
SF	Apr. 26	NY Islanders	L 2-5
	28	NY Islanders	W 4-1
	30	at NY Islanders	L 3-7
	May 3	at NY Islanders	L 3-8
	5	NY Islanders	W 5-1
	7	at NY Islanders	L 4-8

Player	GP	G	A	PTS	PIM
Rick Middleton	17	11	22	33	6
Barry Pederson	17	14	18	32	21
Ray Bourque	17	8	15	23	10
Mike Krushelnyski	17	8	6	14	12
Brad Park	16	3	9	12	18
Peter McNab	15	3	5	8	4
Mike O'Connell	17	3	5	8	12
Keith Crowder	17	1	6	7	54
Gord Kluzak	17	1	4	5	54
Bruce Crowder	17	3	1	4	32
Craig MacTavish	17	3	1	4	18
Tom Fergus	15	2	2	4	15
Mike Gillis	12	1	3	4	2
Steve Kasper	12	2	1	3	10
Brad Palmer	7	1	0	1	0
Luc Dufour	17	1	0	1	30



PLAYOFF SCORING & RESULTS

Wayne Cashman	8	0	1	1	0
Marty Howe	12	0	1	1	9
Randy Hillier	3	0	0	0	4
Dave Barr	10	0	0	0	2
Larry Melnyk	11	0	0	0	9
Pete Peeters	17	0	0	0	8

Goaltender	GP	MINS	W-L	GA	GAA
Pete Peeters	17	1024	9-8	61	3.57

1983 NOTABLES:

- The Bruins tie a league record for most goals in a seven-game series, scoring 33 goals in their Division Final series vs. Buffalo.
- Rick Middleton sets league records for assists and points in a playoff series other than a Final with 5-14=19 totals in the Division Final vs. Buffalo. Barry Pederson's 16 points in that series were the second-most in NHL history in that category.
- Middleton's 22 assists and 33 points are club records for one playoff year.
- Mike Krushelnyski sets a club record for goals by a rookie in one playoff year with eight.
- April 5, 1983: The Bruins come back from an 0-3 second period deficit to beat Quebec by a 4-3 overtime score.
- April 18, 1983: Rick Middleton sets a club record for points in a playoff game with 2-4=6 totals in a 6-2 win in Buffalo.
- April 24, 1983: Brad Park scores at 1:52 of overtime to give the Bruins a 3-2 game seven win over Buffalo in their Division Final series.

1984

Gm	Date	Opponent	Score
DSF	Apr. 4	Montreal	L 1-2
	5	Montreal	L 1-3
	7	at Montreal	L 0-5

Player	GP	G	A	PTS	PIM
Tom Fergus	3	2	0	2	9
Ray Bourque	3	0	2	2	0
Barry Pederson	3	0	1	1	2
Craig MacTavish	1	0	0	0	0
Mike Krushelnyski	2	0	0	0	0
John Blum	3	0	0	0	4
Bruce Crowder	3	0	0	0	0
Keith Crowder	3	0	0	0	7
Brian Curran	3	0	0	0	7
Dave Donnelly	3	0	0	0	0
Mike Gillis	3	0	0	0	2
Steve Kasper	3	0	0	0	7
Gord Kluzak	3	0	0	0	0
Rick Middleton	3	0	0	0	0
Mike Milbury	3	0	0	0	12
Jim Nill	3	0	0	0	4
Mike O'Connell	3	0	0	0	0
Terry O'Reilly	3	0	0	0	14
Pete Peeters	3	0	0	0	2
Dave Silk	3	0	0	0	7

Goaltender	GP	MINS	W-L	GA	GAA
Pete Peeters	3	180	0-3	10	3.33

1985

Gm	Date	Opponent	Score
DSF	Apr. 10	at Montreal	W 5-3
	11	at Montreal	L 3-5
	13	Montreal	L 2-4
	14	Montreal	W 7-6
	16	at Montreal	L 0-1

Player	GP	G	A	PTS	PIM
Ken Linseman	5	4	6	10	8
Mike O'Connell	5	1	5	6	0
Keith Crowder	4	3	2	5	19
Charlie Simmer	5	2	2	4	2
Rick Middleton	5	3	0	3	0
Terry O'Reilly	5	1	2	3	9
Ray Bourque	5	0	3	3	4
Butch Goring	5	1	1	2	0
Geoff Courttnall	5	0	2	2	7
Steve Kasper	5	1	0	1	9
Dave Reid	5	1	0	1	0

Frank Simonetti	5	0	1	1	2
Dave Donnelly	1	0	0	0	0
Morris Lukowich	1	0	0	0	0
Nevin Markwart	1	0	0	0	0
Pete Peeters	1	0	0	0	0
Doug Keans	4	0	0	0	0
John Blum	5	0	0	0	13
Tom Fergus	5	0	0	0	4
Mike Milbury	5	0	0	0	10
Louis Sleigher	5	0	0	0	4
Mats Thelin	5	0	0	0	6

Goaltender	GP	MINS	W-L	GA	GAA
Doug Keans	4	240	2-2	15	3.75
Pete Peeters	1	60	0-1	4	4.00

1985 NOTABLES:

- April 14, 1985: The Bruins come back from a 1-4 second period deficit, including four goals in a 4:41 span, to take a 7-6 win over Montreal and force a deciding game five in their Division Semi-Final series. Ken Linseman ties a league record with four second period points (2-2=4) to lead the comeback.
- April 16, 1985: Montreal's Mats Naslund scores the series-clinching goal at 19:09 of the third period in a 1-0 Canadiens victory.

1986

Gm	Date	Opponent	Score
DSF	Apr. 9	at Montreal	L 1-3
	10	at Montreal	L 2-3
	12	Montreal	L 3-4

Player	GP	G	A	PTS	PIM
Randy Burridge	3	0	4	4	12
Keith Crowder	3	2	0	2	21
Gord Kluzak	3	1	1	2	16
Dwight Foster	3	0	2	2	2
Steve Kasper	3	1	0	1	4
Reed Larson	3	1	0	1	6
Barry Pederson	3	1	0	1	0
Ken Linseman	3	0	1	1	17
Dave Pasin	3	0	1	1	0
Mike Milbury	1	0	0	0	17
Pat Riffin	1	0	0	0	2
Louis Sleigher	1	0	0	0	14
Brian Curran	2	0	0	0	4
Jay Miller	2	0	0	0	17
Kraig Nienhuis	2	0	0	0	14
Bill Ranford	2	0	0	0	0
John Blum	3	0	0	0	6
Ray Bourque	3	0	0	0	0
Geoff Courttnall	3	0	0	0	2
Charlie Simmer	3	0	0	0	4
Frank Simonetti	3	0	0	0	0
Michael Thelven	3	0	0	0	0

Goaltender	GP	MINS	W-L	GA	GAA
Pat Riffin	1	60	0-1-0	3	3.00
Bill Ranford	2	120	0-2-0	7	3.50

1987

Gm	Date	Opponent	Score
DSF	Apr. 8	at Montreal	L 2-6
	9	at Montreal	L 3-4
	11	Montreal	L 4-5
	12	Montreal	L 2-4

Player	GP	G	A	PTS	PIM
Cam Neely	4	5	1	6	8
Rick Middleton	4	2	2	4	0
Thomas Gradin	4	0	4	4	0
Ray Bourque	4	1	2	3	0
Ken Linseman	4	1	1	2	22
Tom McCarthy	4	1	1	2	4
Steve Kasper	3	0	2	2	0
Reed Larson	4	0	2	2	2
Randy Burridge	2	1	0	1	2
Keith Crowder	4	0	1	1	4
Charlie Simmer	1	0	0	0	2
Lyndon Byers	1	0	0	0	0
Geoff Courttnall	1	0	0	0	0
Doug Keans	2	0	0	0	4

Bill Ranford	2	0	0	0	0
Dave Reid	2	0	0	0	0
Dwight Foster	3	0	0	0	0
Bob Sweeney	3	0	0	0	0
Nevin Markwart	4	0	0	0	9
Frank Simonetti	4	0	0	0	6
Mike Milbury	4	0	0	0	4
Wade Campbell	4	0	0	0	11
Greg Johnston	4	0	0	0	0
Allen Pedersen	4	0	0	0	4

Goaltender	GP	MINS	W-L	GA	GAA
Bill Ranford	2	123	0-2	8	3.90
Doug Keans	2	120	0-2	11	5.50

1988

Gm	Date	Opponent	Score
DSF	Apr. 6	Buffalo	W 7-3
	7	Buffalo	W 4-1
	9	at Buffalo	L 2-6
	10	at Buffalo*	L 5-6
	12	Buffalo	W 5-4
	14	at Buffalo	W 5-2
DF	Apr. 18	at Montreal	L 2-5
	20	at Montreal	W 4-3
	22	Montreal	W 3-1
	24	Montreal	W 2-0
	26	at Montreal	W 4-1
SF	May 2	New Jersey	W 5-3
	4	New Jersey*	L 2-3
	6	at New Jersey	W 6-1
	8	at New Jersey	L 1-3
	10	New Jersey	W 7-1
	12	at New Jersey	L 3-6
	14	New Jersey	W 6-2
F	May 18	at Edmonton	L 1-2
	20	at Edmonton	L 2-4
	22	Edmonton	L 3-6
	24	Edmonton**	3-3
	26	at Edmonton	L 3-6

** - Game suspended (blackout). Statistics from this game are included in player totals but it is not an 'official' game played.

Player	GP	G	A	PTS	PIM
Ken Linseman	23	11	14	25	56
Ray Bourque	23	3	18	21	26
Cam Neely	23	9	8	17	51
Craig Janney	23	6	10	16	11
Bobby Joyce	23	8	6	14	18
Glen Wesley	23	6	8	14	22
Bob Sweeney	23	6	8	14	66
Steve Kasper	23	7	6	13	10
Gord Kluzak	23	4	8	12	59
Keith Crowder	23	3	9	12	44
Randy Burridge	23	2	10	12	14
Rick Middleton	19	5	5	10	4
Tom McCarthy	13	3	4	7	18
Moe Lemay	15	4	2	6	32
Michael Thelven	21	3	3	6	26
Willi Plett	17	2	4	6	74
Lyndon Byers	11	1	2	3	62
Greg Hawgood	3	1	0	1	0
Bruce Shoenbottom	4	1	0	1	42
Greg Johnston	3	0	1	1	2
John Blum	3	0	1	1	0
Reed Larson	8	0	1	1	6
Reggie Lemelin	17	0	1	1	2
Nevin Markwart	2	0	0	0	2
Andy Moog	7	0	0	0	0
Billy O'Dwyer	9	0	0	0	0
Jay Miller	12	0	0	0	124
Allen Pedersen	21	0	0	0	32

Goaltender	GP	MINS	W-L	GA	GAA
Reggie Lemelin	17	1027	11-6	45	2.63
Andy Moog	7	354	1-4	25	4.24

1988 NOTABLES:

- The Bruins return to the Stanley Cup Finals for the first time since 1978.
- The Bruins set two playoff power play goal records, with their 11 goals scored in the Semi-Final vs. New Jersey their most in one series and the 17 combined in the Division Semi-Final series vs. Buffalo (Boston, 6; Buffalo, 11) the



PLAYOFF SCORING & RESULTS

most by both teams in one series.

- The Bruins set three club post-season penalty minute records in their Division Semi-Final series vs. Buffalo, taking 95 penalties, recording 308 penalty minutes and both teams combining for 611 PIM.
- Ray Bourque's 18 assists are the fourth-highest total by a defenseman in one post-season in league history.
- Bobby Joyce ties a club record for post-season goals by a rookie with eight.
- Jay Miller sets a club record for penalty minutes in one playoff year with 124.
- April 9, 1988: Buffalo's John Tucker takes the first playoff penalty shot against the Bruins since 1937, scoring against Andy Moog.
- April 26, 1988: Cam Neely and Steve Kasper score twice each and the Bruins clinch their Division Final series with a 4-1 win in Montreal. It is Boston's first post-season series win over Montreal since 1943.
- May 24, 1988: Game four of the Stanley Cup Final series vs. Edmonton becomes the game that was never officially played when a blown transformer in North Station causes a power outage in Boston Garden. NHL officials and representatives from both teams agree to play the game as a game seven should it become necessary. Player statistics from the game are included in player post-season totals.

1989

Gm	Date	Opponent	Score
DSF	Apr. 5	Buffalo	L 0-6
	6	Buffalo	W 5-3
	8	at Buffalo	W 4-2
	9	at Buffalo	W 3-2
	11	Buffalo	W 4-1
DF	Apr. 17	at Montreal	L 2-3
	19	at Montreal*	L 2-3
	21	Montreal	L 4-5
	23	Montreal	W 3-2
	25	at Montreal	L 2-3

Player	GP	G	A	PTS	PIM
Craig Janney	10	4	9	13	21
Cam Neely	10	7	2	9	8
Michael Thelven	10	1	7	8	8
Bobby Joyce	9	5	2	7	2
Randy Burridge	9	5	2	7	8
Bob Sweeney	10	2	4	6	19
Ray Neufeld	10	2	3	5	9
Ray Bourque	10	0	4	4	6
John Carter	10	1	2	3	6
Bob Carpenter	8	1	1	2	4
Bruce Shobottom	10	0	2	2	35
Greg Hawgood	10	0	2	2	2
Glen Wesley	10	0	2	2	4
Keith Crowder	10	0	2	2	37
Andy Brickley	10	0	2	2	0
Greg Johnston	10	1	0	1	6
Andy Moog	6	0	1	1	0
Garry Galley	9	0	1	1	33
Carl Mokosak	1	0	0	0	0
Robert Cimetta	1	0	0	0	15
Lyndon Byers	2	0	0	0	0
Reggie Lemelin	4	0	0	0	2
Allen Pedersen	10	0	0	0	2

Goaltender	GP	MINS	W-L	GA	GAA
Andy Moog	6	360	4-2	14	2.33
Reggie Lemelin	4	252	1-3	16	3.81

1989 NOTABLES:

- April 6, 1989: The Bruins come back from an 0-3 second period deficit vs. Buffalo for a 5-3 victory.
- April 23, 1989: The Bruins score the fastest two playoff goals in club history as Cam Neely and Michael Thelven tally twice in an 0:07 span in a 3-2 victory over Montreal.

1990

Gm	Date	Opponent	Score
DSF	Apr. 5	Hartford	L 3-4
	7	Hartford	W 3-1
	9	at Hartford	L 3-5
	11	at Hartford	W 6-5
	13	Hartford	W 3-2
	15	at Hartford*	L 2-3

DF	Apr. 17	Hartford	W 3-1
	19	Montreal	W 1-0
	21	Montreal*	W 5-4
	23	at Montreal	W 6-3
	25	at Montreal	L 1-4
	27	Montreal	W 3-1
SF	May 3	Washington	W 5-3
	5	Washington	W 3-0
	7	at Washington	W 4-1
	9	at Washington	W 3-2
F	May 15	Edmonton*	L 2-3
	18	Edmonton	L 2-7
	20	at Edmonton	W 2-1
	22	at Edmonton	L 1-5
	24	Edmonton	L 1-4

Player	GP	G	A	PTS	PIM
Cam Neely	21	12	16	28	51
Craig Janney	18	3	19	22	2
Ray Bourque	17	5	12	17	16
Randy Burridge	21	4	11	15	14
Dave Poulin	1	8	5	13	8
Brian Propp	20	4	9	13	2
Bob Carpenter	21	4	6	10	39
John Carter	21	6	3	9	45
Glen Wesley	21	2	6	8	36
Garry Galley	21	3	3	6	34
Don Sweeney	21	1	5	6	18
Dave Christian	21	4	1	5	4
Greg Hawgood	15	1	3	4	12
John Byce	8	2	0	2	2
Bob Beers	14	1	1	2	18
Bob Sweeney	20	0	2	2	30
Greg Johnston	5	1	0	1	4
Lyndon Byers	17	1	0	1	12
Jim Wiemer	8	0	1	1	4
Peter Douris	8	0	1	1	5
Lou Crawford	1	0	0	0	0
Billy O'Dwyer	1	0	0	0	2
Andy Brickley	2	0	0	0	0
Reggie Lemelin	3	0	0	0	0
Bobby Gould	17	0	0	0	4
Andy Moog	20	0	0	0	6
Allen Pedersen	21	0	0	0	41

Goaltender	GP	MINS	W-L	GA	GAA
Andy Moog	20	1196	13-7	44	2.21
Reggie Lemelin	3	136	0-1	13	5.74

1990 NOTABLES:

- The Bruins set a team record for wins in one post-season with a 13-8 record overall and tie the club mark for home playoff wins with an 8-4 home mark.
- The Bruins face two penalty shots in the same post-season for the first time in their history with Andy Moog stopping Washington's Kelly Miller on May 3 in the Conference Final and Reggie Lemelin stopping Edmonton's Petr Klima on May 18 in the Stanley Cup Final.
- April 11, 1990: The Bruins prevent the Whalers from going up 3-1 in their Division Semi-Final series as they come back from a 2-5 third period deficit to score four straight goals and even the series at two games apiece with a 6-5 win.
- May 3, 1990: Cam Neely scores in a 5-3 win over Washington to become Boston's all-time playoff goal leader.
- May 15, 1990: The Bruins and Oilers play the longest game in Stanley Cup Finals history as Edmonton's Petr Klima scores at 15:13 of the third overtime period to give the Oilers a 3-2 win after 115:13 of play.
- May 20, 1990: John Byce ties the NHL record for fastest goal at the start of a playoff game, scoring just 0:10 into the first period in a 2-1 win in Edmonton.

1991

Gm	Date	Opponent	Score
DSF	Apr. 3	Hartford	L 2-5
	5	Hartford	W 4-3
	7	at Hartford	W 6-3
	9	at Hartford	L 3-4
	11	Hartford	W 6-1
	13	at Hartford	W 3-1
DF	Apr. 17	Montreal	W 2-1
	19	Montreal*	L 3-4
	21	at Montreal	W 3-2
	23	at Montreal	L 2-6

Apr.	25	Montreal	W 4-1
	27	at Montreal*	L 2-3
	29	Montreal	W 2-1
SF	May 1	Pittsburgh	W 6-3
	3	Pittsburgh*	W 5-4
	5	at Pittsburgh	L 1-4
	7	at Pittsburgh	L 1-4
	9	Pittsburgh	L 2-7
	11	at Pittsburgh	L 3-5



Ray Bourque became Boston's all-time leading playoff scorer on April 21, 1991.

Player	GP	G	A	PTS	PIM
Ray Bourque	19	7	18	25	12
Craig Janney	18	4	18	22	11
Cam Neely	19	16	4	20	36
Vladimir Ruzicka	17	2	11	13	0
Dave Christian	19	8	4	12	4
Glen Wesley	19	2	9	11	19
Ken Hodge	15	4	6	10	6
Dave Poulin	16	0	9	9	20
Petri Skriko	18	4	4	8	4
Bob Sweeney	17	4	2	6	45
Garry Galley	16	1	5	6	17
Jeff Lazar	19	3	2	5	30
Jim Wiemer	16	1	3	4	14
Don Sweeney	19	3	0	3	25
Randy Burridge	19	0	3	3	39
Chris Nilan	19	0	2	2	62
Nevin Markwart	12	1	0	1	22
Bob Carpenter	1	0	1	1	2
Stephane Quintal	3	0	1	1	7
Peter Douris	7	0	1	1	6
Lyndon Byers	1	0	0	0	10
Chris Winnes	1	0	0	0	0
Wes Walz	2	0	0	0	0
Reggie Lemelin	2	0	0	0	0
Bob Beers	6	0	0	0	4
Allen Pedersen	8	0	0	0	10
Ron Hoover	8	0	0	0	18
Ken Hammond	8	0	0	0	10
Andy Moog	19	0	0	0	4

Goaltender	GP	MINS	W-L	GA	GAA
Reggie Lemelin	2	32	0-0	0	0.00
Andy Moog	19	1134	10-9	60	3.17

1991 NOTABLES:

- The Bruins set a club record with 24 power play goals in this post-season.
- Cam Neely ties an NHL record with nine power play goals in one post-season. His 16 goals overall are a team record.
- Ray Bourque's 18 assists tie his own mark of the fourth-highest total by a defenseman in one post-season in league history. His 7-18=25 totals in the playoffs are the most ever by a Bruins defenseman.
- April 11, 1991: The Bruins tie a league record with four power play goals in the third period in a 6-1 win over Hartford. Their six goals overall in the third period are the most in team history.
- April 21, 1991: Ray Bourque has an assist in a 3-2 win in Montreal to become Boston's all-time leading playoff scorer.
- April 25, 1991: Cam Neely scores the fastest two goals by one player in team history, scoring at 7:58 and 8:09 of the third period in a 4-1 win over Montreal. He finishes with his second hat trick of this post-season, tying Phil Esposito's club mark.



PLAYOFF SCORING & RESULTS

1992

Gm	Date	Opponent	Score
DSF	Apr. 19	Buffalo	L 2-3
	21	Buffalo*	W 3-2
	23	at Buffalo	W 3-2
	25	at Buffalo*	W 5-4
	27	Buffalo	L 0-2
	29	at Buffalo	L 3-9
May	1	Buffalo	W 3-2
DF	May 3	at Montreal	W 6-4
	5	at Montreal*	W 3-2
	7	Montreal	W 3-2
	9	Montreal	W 2-0
SF	May 17	at Pittsburgh*	L 3-4
	19	at Pittsburgh	L 2-5
	21	Pittsburgh	L 1-5
	23	Pittsburgh	L 1-5

Player	GP	G	A	PTS	PIM
Adam Oates	15	5	14	19	4
Joe Juneau	15	4	8	12	21
Ray Bourque	12	3	6	9	12
Ted Donato	15	3	4	7	4
Dave Reid	15	2	5	7	4
Glen Murray	15	4	2	6	10
Dave Poulin	15	3	3	6	22
Glen Wesley	15	2	4	6	16
Peter Douris	7	2	3	5	0
Vladimir Ruzicka	13	2	3	5	2
Steve Leach	15	4	0	4	10
Jim Viemer	15	1	3	4	14
Gord Hynes	12	1	2	3	6
Steve Heinze	7	0	3	3	17
Brent Hughes	10	2	0	2	20
Bob Sweeney	14	1	0	1	25
Gord Murphy	15	1	0	1	12
Bob Carpenter	8	0	1	1	6
Jeff Lazaro	9	0	1	1	2
Andy Moog	15	0	1	1	17
Bob Beers	1	0	0	0	0
Clark Donatelli	2	0	0	0	0
Reggie Lemelin	2	0	0	0	0
Matt Hervey	5	0	0	0	4
Lyndon Byers	5	0	0	0	12
Don Sweeney	15	0	0	0	10

Goaltender	GP	MINS	W-L	GA	GAA
Andy Moog	15	866	8-7	46	3.19
Reggie Lemelin	2	54	0-0	3	3.33

1992 NOTABLES:

- Andy Moog sets a club record for penalty minutes by a goaltender in one playoff year with 17.
- April 21, 1992: Adam Oates scores the unassisted game-winning goal at 11:14 of overtime directly off of the face-off drop.

1993

Gm	Date	Opponent	Score
DSF	Apr. 18	Buffalo*	L 4-5
	20	Buffalo	L 0-4
	22	at Buffalo*	L 3-4
	24	at Buffalo*	L 5-6

Player	GP	G	A	PTS	PIM
Adam Oates	4	0	9	9	4
Joe Juneau	4	2	4	6	6
Cam Neely	4	4	1	5	4
Steve Leach	4	1	1	2	2
Dave Poulin	4	1	1	2	10
Steve Heinze	4	1	1	2	2
Ray Bourque	4	1	0	1	2
Peter Douris	4	1	0	1	0
Bryan Smolinski	4	1	0	1	2
David Shaw	4	0	1	1	6
Ted Donato	4	0	1	1	0
Brent Hughes	1	0	0	0	2
Jim Viemer	1	0	0	0	4
John Blue	2	0	0	0	0
Andy Moog	3	0	0	0	0
Tim Sweeney	3	0	0	0	0
Stephane Richer	3	0	0	0	0
Darin Kimble	4	0	0	0	2
Gordie Roberts	4	0	0	0	6

Gordie Roberts	4	0	0	0	6
Don Sweeney	4	0	0	0	4
Glen Wesley	4	0	0	0	0
Dmitri Kvartalnov	4	0	0	0	0

Goaltender	GP	MINS	W-L	GA	GAA
John Blue	2	96	0-1	5	3.13
Andy Moog	3	161	0-3	14	5.22

1994

Gm	Date	Opponent	Score
CQF	Apr. 16	Montreal	W 3-2
	18	Montreal	L 2-3
	21	at Montreal	W 6-3
	23	at Montreal	L 2-5
	25	Montreal*	L 1-2
	27	at Montreal	W 3-2
	29	Montreal	W 5-3
CSF	May 1	at New Jersey	W 2-1
	3	at New Jersey*	W 6-5
	5	New Jersey	L 2-4
	7	New Jersey*	L 4-5
	9	at New Jersey	L 0-2
	11	New Jersey	L 3-5

Player	GP	G	A	PTS	PIM
Adam Oates	13	3	9	12	8
Ray Bourque	13	2	8	10	0
Bryan Smolinski	13	5	4	9	4
Glen Murray	13	4	5	9	14
Jozef Stumpel	13	1	7	8	4
Ted Donato	13	4	2	6	10
Glen Wesley	13	3	3	6	12
Mariusz Czerkawski	13	3	3	6	4
Steve Heinze	13	2	3	5	7
Al Iafrate	13	3	1	4	6
Don Sweeney	12	2	1	3	4
Fred Knipscheer	12	2	1	3	6
Brent Hughes	13	2	1	3	27
Dave Reid	13	2	1	3	2
David Shaw	13	1	2	3	16
Cam Stewart	8	0	3	3	7
Steve Leach	5	0	1	1	2
Daniel Marois	11	0	1	1	16
Gordie Roberts	12	0	1	1	8
Glen Featherstone	1	0	0	0	0
Vincent Riendeau	2	0	0	0	0
Jamie Huscroft	4	0	0	0	9
Jon Casey	11	0	0	0	0

Goaltender	GP	MINS	W-L	GA	GAA
Jon Casey	11	698	5-6	34	2.92
Vincent Riendeau	2	120	1-1	8	4.00

1994 NOTABLES:

- April 25, 1994: The Bruins set a modern team record with 61 shots on goal in a 2-1 overtime loss to Montreal.

1995

Gm	Date	Opponent	Score
CQF	May 7	New Jersey	L 0-5
	8	New Jersey	L 0-3
	10	at New Jersey	W 3-2
	12	at New Jersey*	L 0-1
	14	New Jersey	L 2-3

Player	GP	G	A	PTS	PIM
Ray Bourque	5	0	3	3	0
Cam Neely	5	2	0	2	2
Mariusz Czerkawski	5	1	0	1	0
Mats Naslund	5	1	0	1	0
Adam Oates	5	1	0	1	2
David Shaw	5	0	1	1	4
Bryan Smolinski	5	0	1	1	4
Craig Billington	1	0	0	0	0
Glen Murray	2	0	0	0	2
Guy Larose	4	0	0	0	0
Fred Knipscheer	4	0	0	0	0
Alexei Kasatonov	5	0	0	0	2
Dave Reid	5	0	0	0	0
Brent Hughes	5	0	0	0	4
Ted Donato	5	0	0	0	4
Jozef Stumpel	5	0	0	0	0

Steve Heinze	5	0	0	0	0
Jamie Huscroft	5	0	0	0	11
Don Sweeney	5	0	0	0	4
Jon Rohloff	5	0	0	0	6
Blaine Lacher	5	0	0	0	0

Goaltender	GP	MINS	W-L	GA	GAA
Craig Billington	1	25	0-0	1	2.40
Blaine Lacher	5	283	1-4	12	2.54

1996

Gm	Date	Opponent	Score
CQF	Apr. 17	at Florida	L 3-6
	22	at Florida	L 2-6
	24	Florida	L 2-4
	25	Florida	W 6-2
	27	at Florida	L 3-4

Player	GP	G	A	PTS	PIM
Adam Oates	5	2	5	7	2
Ray Bourque	5	1	6	7	2
Rick Tocchet	5	4	0	4	21
Sandy Moger	5	2	2	4	12
Shawn McEachern	5	2	1	3	8
Ted Donato	5	1	2	3	2
Jon Rohloff	5	1	2	3	2
Jozef Stumpel	5	1	2	3	0
Steve Heinze	5	1	1	2	4
Todd Elik	4	0	2	2	16
Dave Reid	5	0	2	2	6
Don Sweeney	5	0	2	2	6
Cam Stewart	5	1	0	1	2
John Gruden	3	0	1	1	0
Marc Potvin	5	0	1	1	18
Craig Billington	1	0	0	0	2
Tim Sweeney	1	0	0	0	2
Steve Staios	3	0	0	0	0
Dean Chynoweth	4	0	0	0	24
Bill Ranford	4	0	0	0	0
Ron Sutter	5	0	0	0	8
Kyle McLaren	5	0	0	0	14

Goaltender	GP	MINS	W-L	GA	GAA
Bill Ranford	4	240	1-3	16	4.02
Craig Billington	1	60	0-1	6	6.00

1996 NOTABLES:

- The Bruins make their NHL-record 29th straight playoff appearance. Their streak would end with the 1996-97 season.
- A concert scheduled for Miami Arena necessitates five days between games one and two of the Conference Quarter-Final series.

1998

Gm	Date	Opponent	Score
CQF	Apr. 22	at Washington	L 1-3
	24	at Washington*	W 4-3
	26	Washington*	L 2-3
	28	Washington	L 0-3
May	1	at Washington	W 4-0
	3	Washington*	L 2-3

Player	GP	G	A	PTS	PIM
Jason Allison	6	2	6	8	4
Sergei Samsonov	6	2	5	7	0
Ray Bourque	6	1	4	5	2
Dmitri Khristich	6	2	2	4	2
Darren Van Impe	6	2	1	3	0
Anson Carter	6	1	1	2	0
Rob DiMaio	6	1	0	1	8
Kyle McLaren	6	1	0	1	4
P.J. Axelsson	6	1	0	1	0
Mike Sullivan	6	0	1	1	2
Dave Ellett	6	0	1	1	6
Landon Wilson	1	0	0	0	0
Ted Donato	5	0	0	0	2
Ken Baumgartner	6	0	0	0	14
Grant Ledyard	6	0	0	0	2
Byron Dafee	6	0	0	0	0
Steve Heinze	6	0	0	0	6
Tim Taylor	6	0	0	0	10
Hal Gill	6	0	0	0	4



PLAYOFF SCORING & RESULTS

Joe Thornton	6	0	0	0	9
Goaltender	GP	MINS	W-L	GA	GAA
Byron Dafoe	6	422	2-4	14	1.99

1999

Gm	Date	Opponent	Score
CQF	Apr. 22	at Carolina	W 2-0
	24	at Carolina*	L 2-3
	26	Carolina	L 2-3
	28	Carolina	W 4-1
	30	at Carolina*	W 4-3
May	2	Carolina	W 2-0
CSF	May 6	Buffalo	W 4-2
	9	Buffalo	L 1-3
	12	at Buffalo	L 2-3
	14	at Buffalo	L 0-3
	16	Buffalo	W 5-3
	18	at Buffalo	L 2-3

Player	GP	G	A	PTS	PIM
Jason Allison	12	2	9	11	6
Jay Bourque	12	1	9	10	14
Joe Thornton	11	3	6	9	4
Steve Heinze	12	4	3	7	0
Anson Carter	12	4	3	7	0
Dmitri Khristich	12	3	4	7	6
Sergei Samsonov	11	3	1	4	0
Don Sweeney	11	3	0	3	6
Darren Van Impe	11	1	2	3	4
Tim Taylor	12	0	3	3	8
Kyle McLaren	12	0	3	3	10
Rob DiMaio	12	2	0	2	8
Mattias Timander	4	1	1	2	2
Landon Wilson	8	1	1	2	8
P.J. Axelsson	12	1	1	2	4
Ken Belanger	12	1	0	1	16
Eric Nickulas	1	0	0	0	2
Cameron Mann	1	0	0	0	0
Randy Robitaille	1	0	0	0	0
Grant Ledyard	2	0	0	0	2
Ken Baumgartner	3	0	0	0	0
Dave Ellett	8	0	0	0	4
Byron Dafoe	12	0	0	0	2
Shawn Bates	12	0	0	0	4
Hal Gill	12	0	0	0	14

Goaltender	GP	MINS	W-L	GA	GAA
Byron Dafoe	12	768	6-6	26	2.03

2002

Gm	Date	Opponent	Score
CQF	Apr. 18	Montreal	L 2-5
	21	Montreal	W 6-4
	23	at Montreal	L 3-5
	25	at Montreal	W 5-2
	27	Montreal	L 1-2
	29	at Montreal	L 1-2

Player	GP	G	A	PTS	PIM
Bill Guerin	6	4	2	6	6
Joe Thornton	6	2	4	6	10
Brian Rolston	6	4	1	5	0
Glen Murray	6	1	4	5	4
Sergei Samsonov	6	2	2	4	0
P.J. Axelsson	6	2	1	3	6
Martin Lapointe	6	1	2	3	12
Nick Boynton	6	1	2	3	8
Rob Zamuner	6	0	2	2	4
Sean O'Donnell	6	0	2	2	4
Jozef Stumpel	6	0	2	2	0
P.J. Stock	6	1	0	1	19
Hal Gill	6	0	1	1	2
Don Sweeney	6	0	1	1	2
Marty McInnis	6	0	1	1	0
Dennis Bonvie	1	0	0	0	0
Jonathan Girard	1	0	0	0	2
Mike Knuble	2	0	0	0	0
Jeff Norton	3	0	0	0	5
Jamie Rivers	3	0	0	0	0
Sean Brown	4	0	0	0	2
Kyle McLaren	4	0	0	0	20
Byron Dafoe	6	0	0	0	0

Goaltender	GP	MINS	W-L	GA	GAA
Byron Dafoe	6	357	2-4	19	3.19

2003

Gm	Date	Opponent	Score
CQF	Apr. 9	at New Jersey	L 1-2
	11	at New Jersey	L 2-4
	13	New Jersey	L 0-3
	15	New Jersey	W 5-1
	17	at New Jersey	L 0-3

Player	GP	G	A	PTS	PIM
Dan McGillis	5	3	0	3	2
Joe Thornton	5	1	2	3	4
Glen Murray	5	1	1	2	4
Brian Rolston	5	0	2	2	0
Jozef Stumpel	5	0	2	2	0
Mike Knuble	5	0	2	2	2
Sergei Samsonov	5	0	2	2	0
Bryan Berard	3	1	0	1	2
Marty McInnis	5	1	0	1	2
Martin Lapointe	5	1	0	1	14
Jonathan Girard	2	0	1	1	0
Don Sweeney	5	0	1	1	0
Ian Moran	5	0	1	1	4
Nick Boynton	5	0	1	1	4
Steve Shields	2	0	0	0	0
Jeff Hackett	3	0	0	0	0
Rob Zamuner	5	0	0	0	4
Michal Grosek	5	0	0	0	13
Hal Gill	5	0	0	0	4
P.J. Axelsson	5	0	0	0	6
Lee Goren	5	0	0	0	5

Goaltender	GP	MINS	W-L	GA	GAA
Jeff Hackett	3	179	1-2	5	1.68
Steve Shields	2	119	0-2	6	3.03

2003 NOTABLES:

• April 15, 2003: The Bruins and Devils combine for two goals in 0:08 of the third period in a 5-1 Bruins win. It is a team record for fastest two goals by both teams.

2004

Gm	Date	Opponent	Score
CQF	Apr. 7	Montreal	W 3-0
	9	Montreal*	W 2-1
	11	at Montreal	L 2-3
	13	at Montreal*	W 4-3
	15	Montreal	L 1-5
	17	at Montreal	L 2-5
	19	Montreal	L 0-2

Player	GP	G	A	PTS	PIM
Sergei Samsonov	7	2	5	7	0
Michael Nylander	6	3	3	6	0
Sergei Gonchar	7	1	4	5	4
Patrice Bergeron	7	1	3	4	0
Glen Murray	7	2	1	3	8
Mike Knuble	7	2	0	2	0
Jiri Slegr	7	1	1	2	0
Nick Boynton	7	0	2	2	2
Andy Hilbert	5	1	0	1	0
Brian Rolston	7	1	0	1	8
Hal Gill	7	0	1	1	4
Travis Green	7	0	1	1	8
Craig MacDonald	1	0	0	0	0
Ted Donato	2	0	0	0	0
Dan McGillis	7	0	0	0	2
P.J. Axelsson	7	0	0	0	4
Rob Zamuner	7	0	0	0	0
Joe Thornton	7	0	0	0	14
Martin Lapointe	7	0	0	0	14
Sean O'Donnell	7	0	0	0	0
Andrew Raycroft	7	0	0	0	2

Goaltender	GP	MINS	W-L	GA	GAA
Andrew Raycroft	7	447	3-4	16	2.15

2004 NOTABLES:

• April 7, 2004: Andrew Raycroft records a 3-0 shutout over Montreal, becoming the first Boston rookie goal-

tender since Cecil "Tiny" Thompson on March 19, 1929 to record a shutout in his first NHL playoff game.

• April 9, 2004: Patrice Bergeron becomes just the fourth Bruin in team history to score his first career playoff goal with an overtime tally in a 2-1 win over Montreal.

• April 13, 2004: Mike Knuble scores the game-tying goal at 19:29 of the third period and Glen Murray nets the overtime score to give Boston a 4-3 win in Montreal.

2008

Gm	Date	Opponent	Score
CQF	Apr. 10	at Montreal	L 1-4
	12	at Montreal*	L 2-3
	13	Montreal*	W 2-1
	15	Montreal	L 0-1
	17	at Montreal	W 5-1
	19	Montreal	W 5-4
	21	at Montreal	L 0-5

Player	GP	G	A	PTS	PIM
Marc Savard	7	1	5	6	6
David Krejci	7	1	4	5	2
Phil Kessel	4	3	1	4	2
Marco Sturm	7	2	2	4	6
Peter Schaefer	7	1	3	4	0
Andrew Ference	7	0	4	4	6
Dennis Wideman	6	0	3	3	0
Vladimir Sobotka	6	2	0	2	0
Milan Lucic	7	2	0	2	4
Shane Hnidy	7	1	1	2	9
Zdeno Chara	7	1	1	2	12
Petteri Nokelainen	7	0	2	2	4
Glen Metropolit	7	1	0	1	4
Aaron Ward	6	0	1	1	6
Mark Stuart	7	0	1	1	8
Andrew Alberts	2	0	0	0	0
Jeremy Reich	4	0	0	0	8
P.J. Axelsson	7	0	0	0	2
Shawn Thornton	7	0	0	0	6
Glen Murray	7	0	0	0	2
Tim Thomas	7	0	0	0	0

Goaltender	GP	MINS	W-L	GA	GAA
Tim Thomas	7	431	3-4	19	2.65

2008 NOTABLES:

• April 13, 2008: Marc Savard becomes just the fifth Bruin in team history to score his first career playoff goal with an overtime tally in a 2-1 win over Montreal. The win snapped an 0-12-1 winless streak vs. the Canadiens (regular season and playoffs).

• April 19, 2008: The Bruins score four goals in the third period for a 5-4 win over Montreal. It is the first time in their playoff history that Boston has forced a game seven after trailing a series one game to three.

2009

Gm	Date	Opponent	Score
CQF	Apr. 16	Montreal	W 4-2
	18	Montreal	W 5-1
	20	at Montreal	W 4-2
	22	at Montreal	W 4-1
CSF	May 1	Carolina	W 4-1
	3	Carolina	L 0-3
	5	at Carolina*	L 2-3
	7	at Carolina	L 1-4
	10	Carolina	W 4-0
	12	at Carolina	W 4-2
	14	Carolina*	L 2-3

Player	GP	G	A	PTS	PIM
Marc Savard	11	6	7	13	4
Michael Ryder	11	5	8	13	8
Phil Kessel	11	6	5	11	4
Milan Lucic	10	3	6	9	31
David Krejci	11	2	6	8	2
Chuck Kobasew	11	3	3	6	14
Mark Recchi	11	3	3	6	2
Dennis Wideman	11	0	6	6	2
Patrice Bergeron	11	0	5	5	11
Zdeno Chara	11	1	3	4	12
Steve Montador	11	1	2	3	18
Byron Bitz	5	1	1	2	2



PLAYOFF SCORING & RESULTS

Shane Hnidy	7	1	0	1	0
Shawn Thornton	10	1	0	1	6
Aaron Ward	11	1	0	1	2
P.J. Axelsson	11	0	1	1	2
Tim Thomas	11	0	1	1	0
Stephane Yelle	11	0	1	1	2
Mark Stuart	11	0	1	1	7
Matt Hunwick	1	0	0	0	0
Andrew Ference	3	0	0	0	4

Blake Wheeler	8	0	0	0	0
Goaltender	GP	MINS	W-L	GA	GAA
Tim Thomas	11	681	7-4	21	1.85

2009 NOTABLES:

- Tim Thomas finishes with the league's best post-season goals against average at 1.85 and second-best save percent-

age at .935.

- April 22, 2009: The Bruins complete their four-game sweep of Montreal with a 4-1 win. It is their first series sweep since the 1992 Division Final vs. the Canadiens.
- May 12, 2009: The Bruins take a 4-2 win in Carolina to force a game seven for just the second time in their history when they had trailed 1-3 in a series.

THE LAST TIME ... Playoffs

BRUINS TEAM

Series Sweep	4-0 vs. Montreal, 2009 (CQF)
Home Shutout	4-0 vs. Carolina, May 10, 2009 (CSF)
Road Shutout	2-0 at Carolina, April 22, 1999 (CQF)
Consecutive Shutouts	April 2, 1969 (10-0) & April 3, 1969 (7-0) vs. Toronto (QF)
Eight-Goal Game	8-4 vs. Quebec, April 16, 1982 (DF)
Nine-Goal Game	9-0 vs. Buffalo, April 20, 1983 (DF)
Ten-Goal Game	10-2 vs. St. Louis, April 20, 1972 (SF)
Eight-Goal Decision	10-2 vs. St. Louis, April 20, 1972 (SF)
Nine-Goal Decision	9-0 vs. Buffalo, April 20, 1983 (DF)
Ten-Goal Decision	10-0 vs. Toronto, April 2, 1969 (QF)
Four-Goal Period	Third vs. Montreal, April 19, 2008 (CQF)
Five-Goal Period	Second vs. Buffalo, April 8, 1982 (DSF)
Six-Goal Period	Third vs. Hartford, April 11, 1991 (DSF)
Four-Plus Power Play Goals	4 vs. Hartford, April 11, 1991 (DSF)
Two-Plus Shorthanded Goals	2 vs. Buffalo, April 6, 1988 (DSF)
Two Shorthanded Goals, Same Penalty	2 vs. NY Rangers, April 30, 1972 (F)
50+ Shot Game	52 at Carolina, April 30, 1999 (CQF)
60+ Shot Game	61 vs. Montreal, April 25, 1994
20+ Shot Period	23, First vs. Montreal, April 7, 2004 (CQF)
Three-Plus Goal Comeback	April 11, 1990 at Hartford (DSF) Trailed 2-5 in third period & won 6-5
Three-Plus Goal Blown Lead	April 24, 1993 at Buffalo (DSF) Led 5-2 in second period & lost 5-6/OT

OPPONENT TEAM

Series Sweep	0-4 vs. Buffalo, 1993 (DSF)
Home Shutout	0-3 vs. Carolina, May 3, 2009 (CSF)
Road Shutout	0-5 at Montreal, April 21, 2008 (CQF)
Consecutive Shutouts	May 7, 1995 (0-5) & May 8, 1995 (0-3) vs. New Jersey (CQF)
Eight-Goal Game	4-8 vs. NY Islanders, May 7, 1983 (SF)
Nine-Goal Game	3-9 at Buffalo, April 29, 1992 (DSF)
Seven-Goal Decision	1-8 at Montreal, March 25, 1954 (SF)
Four-Goal Period	Second at Buffalo, April 29, 1992 (DSF)
Five-Goal Period	Third vs. NY Islanders, May 3, 1983 (SF)
Six-Goal Period	Second at Toronto, March 26, 1936 (QF)
Four-Plus Power Play Goals	4 at Buffalo, April 29, 1992 (DSF)
Two-Plus Shorthanded Goals	2 vs. Buffalo, April 5, 1989 (DSF)
50+ Shot Game	52 vs. Montreal, May 10, 1979 (SF)
20+ Shot Period	24, Third at Toronto, April 13, 1974 (QF)
Three-Plus Goal Comeback	April 24, 1993 at Buffalo (DSF) Trailed 2-5 in second period & won 6-5/OT
Three-Plus Goal Blown Lead	April 11, 1990 at Hartford (DSF) Led 5-2 in third period & lost 5-6

BRUINS INDIVIDUAL

Hat Trick	Cam Neely vs. Montreal, April 25, 1991 (DF)
Home Shutout	Tim Thomas vs. Carolina, May 10, 2009 (CSF)
Road Shutout	Byron Dafoe at Carolina, April 22, 1999 (CQF)
Penalty Shot	Peter McNab (No Goal) vs. Minnesota, April 9, 1981 (PS)
Four-Goal Game	Phil Esposito vs. Toronto, April 2, 1969 (QF)
Four-Assist Game	Vladimir Ruzicka vs. Pittsburgh, May 3, 1991 (SF)
Five-Assist Game	Don McKenney vs. NY Rangers, April 5, 1958 (SF)
Four-Point Game	Marc Savard, 2-2=4 vs. Montreal, April 18, 2009 (CQF)
Five-Point Game	Vladimir Ruzicka, 1-4=5 vs. Pittsburgh, May 3, 1991 (SF)
Six-Point Game	Rick Middleton, 2-4=6 vs. Buffalo, April 18, 1983 (DF)
Home Overtime Goal	Marc Savard, 9:25 vs. Montreal, April 13, 2008 (CQF)
Road Overtime Goal	Glen Murray, 29:27 at Montreal, April 13, 2004 (CQF)
Six-Plus Shot Period	Brian Rolston, 6 in first vs. Montreal, April 21, 2002 (CQF)
Ten-Plus Shot Game	Ray Bourque, 10 at Carolina, April 30, 1999 (CQF)

OPPONENT INDIVIDUAL

Hat Trick	Kevin Stevens vs. Pittsburgh, May 21, 1992 (SF)
Home Shutout	Cam Ward, Carolina, May 3, 2009 (CSF)
Road Shutout	Carey Price at Montreal, April 21, 2008 (CQF)
Penalty Shot	Petr Klima (No Goal) vs. Edmonton, May 18, 1990 (F)
Four-Goal Game	Kevin Stevens vs. Pittsburgh, May 21, 1992 (SF)
Four-Assist Game	Wayne Gretzky vs. Edmonton, May 22, 1988 (F)
Four-Point Game	Ray Sheppard, 1-3=4 at Florida, April 22, 1996 (CQF)
Five-Point Game	Kevin Stevens, 2-3=5 vs. Pittsburgh, May 9, 1991 (SF)
Six-Point Game	Dickie Moore, 2-4=6 at Montreal, March 25, 1954 (SF)
Home Overtime Goal	Scott Walker, 18:46 vs. Carolina, May 14, 2009 (CSF)
Road Overtime Goal	Jussi Jokinen, 2:48 at Carolina, May 6, 2009 (CSF)
Six-Plus Shot Period	John Tucker, 7 in second at Buffalo, April 9, 1988 (DSF)
Ten-Plus Shot Game	Stan Mikita, 11 at Chicago, April 19, 1970 (SF)





If it's in your game-worn jersey collection...
It had better say MeiGray!



Call us or visit our website to purchase your
2009-2010 Boston Bruins Game-Worn Jersey
from the MGG-Bruins Game-Worn Jersey Program!

"Your Exclusive Game-Worn Jersey Source of the Boston Bruins"
Toll-free: 888-463-4472

www.meigray.com

HISTORY



PRESIDENTS, GENERAL MANAGERS, COACHES and CAPTAINS

PRESIDENTS

Charles F.Adams.....	Nov. 1, 1924 to 1936
Weston W.Adams, Sr.....	1936 to 1951
Walter A. Brown.....	1951 to Sept. 1964
Weston W.Adams, Sr.....	Sept. 1964 to Mar. 30, 1969
Weston W.Adams, Jr.....	Mar. 31, 1969 to Sept. 30, 1975
Paul A. Mooney.....	Oct. 1, 1975 to Mar. 24, 1987
William D. Hassett, Jr.....	Mar. 24, 1987 to Dec. 1, 1988
Harry Sinden.....	Dec. 1, 1988 to Aug. 9, 2006

GENERAL MANAGERS

Arthur Ross.....	Nov. 1, 1924 to 1953-54
Lynn Patrick.....	1953-54 to 1964-65
Leighton "Hap" Emms.....	1965-66 to 1966-67
Milt Schmidt.....	1967-68 to 1971-72
Harry Sinden.....	Oct. 5, 1972 to Nov. 1, 2000
Mike O'Connell.....	Nov. 1, 2000 to Mar. 25, 2006
Peter Chiarelli.....	May 26, 2006 to present



Bruins General Manager Peter Chiarelli was signed to a contract extension on June 16, 2009.

COACHES

Arthur Ross.....	1924-25 to 1927-28
Cy Denneny.....	1928-29
Arthur Ross.....	1929-30 to 1933-34
Frank Patrick.....	1934-35 to 1935-36
Arthur Ross.....	1936-37 to 1938-39
Ralph "Cooney" Weiland.....	1939-40 to 1940-41
Arthur Ross.....	1941-42 to 1944-45
Aubrey "Dit" Clapper.....	1945-46 to 1948-49
George Boucher.....	1949-50
Lynn Patrick.....	1950-51 to Dec. 25, 1954
Milt Schmidt.....	Dec. 25, 1954 to 1960-61
Phil Watson.....	1961-62 to 1962-63
Milt Schmidt.....	1962-63 to 1965-66
Harry Sinden.....	1966-67 to 1969-70
Tom Johnson.....	1970-71 to Feb. 5, 1973
Bep Guidolin.....	Feb. 5, 1973 to 1973-74
Don Cherry.....	1974-75 to 1978-79
Fred Creighton.....	July 5, 1979 to Mar. 22, 1980
Harry Sinden.....	Mar. 22, 1980 to Apr. 22, 1980
Gerry Cheevers.....	July 7, 1980 to Feb. 13, 1985
Harry Sinden.....	Feb. 13, 1985 to Apr. 16, 1985
Butch Goring.....	May 6, 1985 to Nov. 5, 1986
Terry O'Reilly.....	Nov. 5, 1986 to May 1, 1989
Mike Milbury.....	May 16, 1989 to May 30, 1991
Rick Bowness.....	June 4, 1991 to June 8, 1992
Brian Sutter.....	June 9, 1992 to May 17, 1995
Steve Kasper.....	May 25, 1995 to April 18, 1997
Pat Burns.....	May 21, 1997 to Oct. 25, 2000
Mike Keenan.....	Oct. 25, 2000 to Apr. 12, 2001


Robbie Ftorek.....	May 9, 2001 to Mar. 19, 2003
Mike O'Connell.....	Mar. 19, 2003 to Apr. 17, 2003
Mike Sullivan.....	June 23, 2003 to June 27, 2006
Dave Lewis.....	June 29, 2006 to June 15, 2007
Claude Julien.....	June 21, 2007 to present



Claude Julien enters the 2009-2010 season with a .640 win percentage in his first two seasons behind the Boston bench.

CAPTAINS

No Captain.....	1924-25 to 1926-27
Lionel Hitchman.....	1927-28 to 1930-31
George Owen.....	1931-32
Aubrey "Dit" Clapper.....	1932-33 to 1937-38
Ralph "Cooney" Weiland.....	1938-39
Aubrey "Dit" Clapper.....	1939-40 to 1946-47
John Crawford.....	1946-47 to 1949-50
Milt Schmidt.....	1950-51 to 1953-54
Ed Sandford.....	1954-55
Ferny Flaman.....	1955-56 to 1960-61
Don McKenney.....	1961-62 to 1962-63
Leo Boivin.....	1963-64 to 1965-66
John Bucyk.....	1966-67
No Captain.....	1967-68 to 1972-73
John Bucyk.....	1973-74 to 1976-77
Wayne Cashman.....	1977-78 to 1982-83
Terry O'Reilly.....	1983-84 to 1984-85
Rick Middleton & Ray Bourque.....	1985-86 to 1987-88
Ray Bourque.....	1988-89 to Mar. 6, 2000
No Captain.....	Mar. 7, 2000 to Nov. 7, 2000
Jason Allison.....	Nov. 8, 2000 to Oct. 24, 2001
No Captain.....	Oct. 25, 2001 to Oct. 7, 2002
Joe Thornton.....	Oct. 8, 2002 to Nov. 30, 2005
No Captain.....	Dec. 1, 2005 to Oct. 2, 2006
Zdeno Chara.....	Oct. 3, 2006 to present



Zdeno Chara is just the third Slovakian-born player ever to Captain an NHL team, joining Hall of Famers Stan Mikita (Chicago) and Peter Stastny (Quebec).



LIFETIME LEADERS -- 1924-25 through 2008-09

ALL-TIME TOP 20 SCORERS

Rank	Player	GP	Regular Season				GP	G	Playoffs		
			G	A	PTS	PIM			A	PTS	PIM
1	Ray Bourque	1,518	395	1,111	1,506	1,089	180	36	125	161	151
2	John Bucyk	1,436	545	794	1,339	436	109	40	60	100	34
3	Phil Esposito	625	459	553	1,012	512	71	46	56	102	86
4	Rick Middleton	881	402	496	898	124	111	45	55	100	17
5	Bobby Orr	631	264	624	888	924	74	26	66	92	107
6	Wayne Cashman	1,027	277	516	793	1,041	145	31	57	88	250
7	Ken R. Hodge	652	289	385	674	620	86	34	47	81	108
8	Terry O'Reilly	891	204	402	606	2,095	108	25	42	67	335
9	Cam Neely	524	344	246	590	921	86	55	32	87	160
10	Peter McNab	595	263	324	587	111	79	38	37	75	16
11	Milt Schmidt	776	229	346	575	466	86	24	25	49	60
12	Bill Cowley	469	190	346	536	133	64	12	34	46	22
13	Adam Oates	368	142	357	499	123	42	11	37	48	20
14	Don Marcotte	868	230	255	485	317	132	34	27	61	81
15	Keith Crowder	607	219	258	477	1,261	78	13	22	35	209
16	Dit Clapper	830	228	246	474	252	82	13	17	30	46
17	Don McKenney	592	195	267	462	189	34	13	20	33	8
18	Joe Thornton	532	169	285	454	617	35	6	12	18	41
19	Jean Ratelle	419	155	295	450	84	58	23	33	56	10
20	Woody Dumart	772	211	218	429	99	82	12	15	27	23

Pictured, left to right:

Bruins Hall of Famers John Bucyk, Phil Esposito, Ray Bourque, Bobby Orr and Milt Schmidt all rank among the team's lifetime scoring leaders.



TOP TEN LEADERS BY CATEGORY

SEASONS

John Bucyk	21
Ray Bourque	21
Dit Clapper	20
Milt Schmidt	16
Wayne Cashman	16
Woody Dumart	15
Don Sweeney	15
Eddie Shore	14
Don Marcotte	13
Terry O'Reilly	13
Gary Doak	13

GAMES

Ray Bourque	1,518
John Bucyk	1,436
Don Sweeney	1,052
Wayne Cashman	1,027
Terry O'Reilly	891
Rick Middleton	881
Don Marcotte	868
Dallas Smith	861
Dit Clapper	833
P.J. Axelsson	797

GOALS

John Bucyk	545
Phil Esposito	459
Rick Middleton	402
Ray Bourque	395
Cam Neely	344
Ken R. Hodge	289
Wayne Cashman	277
Bobby Orr	264
Peter McNab	263
Don Marcotte	230

ASSISTS

Ray Bourque	1,111
John Bucyk	794
Bobby Orr	624
Phil Esposito	553
Wayne Cashman	516
Rick Middleton	496
Terry O'Reilly	402
Ken R. Hodge	385
Adam Oates	357
Bill Cowley	346
Milt Schmidt	346

PENALTY MINUTES

Terry O'Reilly	2,095
Mike Milbury	1,552
Keith Crowder	1,261
Ray Bourque	1,089
Wayne Cashman	1,041
Eddie Shore	1,038
Ted Green	1,029
Ferry Flaman	1,002
Lyndon Byers	959
Dallas Smith	934

SHUTOUTS

Cecil Thompson	74
Frank Brimsek	35
Ed Johnston	27
Gerry Cheevers	26
Byron Dafeo	25
Jim Henry	23
Hal Winkler	19
Gilles Gilbert	16
Don Simmons	15
Andy Moog	13

COACHING GAMES

Art Ross	728
Milt Schmidt	726
Don Cherry	400
Gerry Cheevers	376
Harry Sinden	327
Lynn Patrick	310
Pat Burns	254
Dit Clapper	230
Terry O'Reilly	227
Brian Sutter	216

COACHING WINS

Art Ross	361
Milt Schmidt	245
Don Cherry	231
Gerry Cheevers	204
Harry Sinden	153
Tom Johnson	142
Brian Sutter	120
Lynn Patrick	117
Terry O'Reilly	115
Pat Burns	105

COACHING WIN %AGE

Tom Johnson	.738
Bep Guidolin	.736
Cooney Weiland	.698
Don Cherry	.658
Cy Denny	.648
Claude Julien	.640
Fred Creighton	.637
Mike Milbury	.628
Brian Sutter	.609
Gerry Cheevers	.604



TOP TEN LEADERS BY POSITION

CENTERS

GAMES

Milt Schmidt	776
Phil Esposito	625
Peter McNab	595
Don McKenney	592
Steve Kasper	564
Joe Thornton	532
Fleming Mackell	513
Bill Cowley	508
Fred Stanfield	448
Murray Oliver	426

GOALS


Phil Esposito	459
Peter McNab	263
Milt Schmidt	229
Don McKenney	195
Bill Cowley	190
Joe Thornton	169
Barry Pederson	166
Gregg Sheppard	155
Jean Ratelle	155
Adam Oates	142

ASSISTS

Phil Esposito	553
Adam Oates	357
Milt Schmidt	346
Bill Cowley	346
Peter McNab	324
Jean Ratelle	295
Joe Thornton	285
Fred Stanfield	274
Don McKenney	267
Barry Pederson	251

POINTS

Phil Esposito	1,012
Peter McNab	587
Milt Schmidt	575
Bill Cowley	536
Adam Oates	499
Don McKenney	462
Joe Thornton	454
Jean Ratelle	450
Barry Pederson	417
Fred Stanfield	409



Phil Esposito

RIGHT WINGS

GAMES

Terry O'Reilly	891
Rick Middleton	881
Dit Clapper	833
Ed Westfall	727
Jerry Toppazzini	659
Ken R. Hodge	652
Keith Crowder	607
Leo Labine	571
Glen Murray	570
John Peirson	545

GOALS


Rick Middleton	402
Cam Neely	344
Ken R. Hodge	289
Dit Clapper	228
Keith Crowder	219
Glen Murray	209
Terry O'Reilly	204
John McKenzie	169
John Peirson	153
Jerry Toppazzini	148

ASSISTS

Rick Middleton	496
Terry O'Reilly	402
Ken R. Hodge	385
Keith Crowder	258
Cam Neely	246
Dit Clapper	246
John McKenzie	227
Jerry Toppazzini	216
Ed Westfall	213
Leo Labine	180
Glen Murray	180

POINTS

Rick Middleton	898
Ken R. Hodge	674
Terry O'Reilly	606
Cam Neely	590
Keith Crowder	477
Dit Clapper	474
John McKenzie	396
Glen Murray	389
Jerry Toppazzini	364
Ed Westfall	339



Rick Middleton

LEFT WINGS

GAMES

John Bucyk	1,436
Wayne Cashman	1,027
Don Marcotte	868
P.J. Axelsson	797
Woody Dumart	772
Doug Mohns	710
Ted Donato	528
Steve Heinze	515
Sergei Samsonov	514
Ed Sandford	441

GOALS

John Bucyk	545
Wayne Cashman	277
Don Marcotte	230
Woody Dumart	211
Sergei Samsonov	164
Herb Cain	140
Steve Heinze	131
Vic Stasiuk	125
Ted Donato	119
Doug Mohns	118

ASSISTS

John Bucyk	794
Wayne Cashman	516
Don Marcotte	254
Doug Mohns	229
Woody Dumart	218
Sergei Samsonov	212
P.J. Axelsson	184
Vic Stasiuk	166
Ted Donato	147
Ed Sandford	136

POINTS

John Bucyk	1,339
Wayne Cashman	793
Don Marcotte	484
Woody Dumart	429
Sergei Samsonov	376
Doug Mohns	347
Vic Stasiuk	291
P.J. Axelsson	287
Ted Donato	266
Herb Cain	259



John Bucyk

DEFENSEMEN

GAMES

Ray Bourque	1,518
Don Sweeney	1,052
Dallas Smith	861
Dit Clapper	833
Mike Milbury	754
Leo Boivin	717
Doug Mohns	710
Ferny Flaman	682
Bobby Orr	631
Hal Gill	626

GOALS


Ray Bourque	395
Bobby Orr	264
Dit Clapper	228
Doug Mohns	118
Brad Park	100
Bill Hollett	84
Glen Wesley	77
Mike O'Connell	70
Dallas Smith	54
Don Sweeney	52

ASSISTS

Ray Bourque	1,111
Bobby Orr	624
Brad Park	317
Dallas Smith	248
Dit Clapper	246
Glen Wesley	230
Doug Mohns	229
Don Sweeney	210
Ted Green	206
Mike O'Connell	198

POINTS

Ray Bourque	1,506
Bobby Orr	888
Dit Clapper	474
Brad Park	417
Doug Mohns	347
Glen Wesley	307
Dallas Smith	302
Mike O'Connell	268
Don Sweeney	262
Ted Green	254



Ray Bourque

GOALTENDERS

GAMES

Cecil Thompson	468
Frank Brimsek	444
Ed Johnston	444
Gerry Cheevers	416
Byron Dafoe	283
Gilles Gilbert	277
Andy Moog	261
Jim Henry	237
Tim Thomas	219
Reggie Lemelin	183

MINUTES PLAYED

Cecil Thompson	28,948
Frank Brimsek	27,010
Ed Johnston	25,747
Gerry Cheevers	24,274
Byron Dafoe	16,365
Gilles Gilbert	15,915
Andy Moog	15,056
Jim Henry	14,172
Tim Thomas	12,634
Reggie Lemelin	10,308

GOALS AGAINST AVG

Hal Winkler	1.56
Cecil Thompson	1.99
Byron Dafoe	2.30
Terry Sawchuk	2.57
Jim Henry	2.57
Frank Brimsek	2.58
Andrew Raycroft	2.62
Tim Thomas	2.62
Ross Brooks	2.64
John Grahame	2.77

Note -- minimum 50 games

WINS

Cecil Thompson	252
Frank Brimsek	230
Gerry Cheevers	229
Ed Johnston	180
Gilles Gilbert	155
Andy Moog	136
Byron Dafoe	132
Tim Thomas	109
Jim Henry	93
Reggie Lemelin	92



Cecil "Tiny" Thompson



BOSTON BRUINS ALL-STARs

The following Bruins have been named to the NHL All-Star Teams by the Professional Hockey Writers Association since its inception in 1930-31.

FIRST TEAM

GOALTENDERS

Cecil "Tiny" Thompson (2)	1935-36; 1937-38
Frank Brimsek (2)	1938-39; 1941-42
Pete Peeters (1)	1982-83
Tim Thomas (1)	2008-09

DEFENSEMEN

Ray Bourque (12)	1979-80; 1981-82; 1983-84; 1984-85; 1986-87; 1987-88; 1989-90; 1990-91; 1991-92; 1992-93; 1993-94; 1995-96
Bobby Orr (8)	1967-68; 1968-69; 1969-70; 1970-71; 1971-72; 1972-73; 1973-74; 1974-75
Eddie Shore (7)	1930-31; 1931-32; 1932-33; 1934-35; 1935-36; 1937-38; 1938-39
Aubrey "Dit" Clapper (3)	1938-39; 1939-40; 1940-41
Brad Park (2)	1975-76; 1977-78
Albert "Babe" Siebert (1)	1935-36
John Crawford (1)	1945-46
Bill Quackenbush (1)	1950-51
Zdeno Chara (1)	2008-09

CENTERS

Phil Esposito (6)	1968-69; 1969-70; 1970-71; 1971-72; 1972-73; 1973-74
Bill Cowley (4)	1937-38; 1940-41; 1942-43; 1943-44
Milt Schmidt (3)	1939-40; 1946-47; 1950-51
Fleming Mackell (1)	1952-53

LEFT WINGS

John Bucyk (1)	1970-71
----------------	---------

RIGHT WINGS

Ken R. Hodge (2)	1970-71; 1973-74
------------------	------------------

COACHES

Ralph "Cooney" Weiland (1)	1940-41
Art Ross (1)	1938-39

SECOND TEAM

GOALTENDERS

Frank Brimsek (6)	1939-40; 1940-41; 1942-43; 1945-46; 1946-47; 1947-48
Cecil "Tiny" Thompson (2)	1930-31; 1934-35
Jim Henry (1)	1951-52
Byron Dafoe (1)	1998-99

DEFENSEMEN

Ray Bourque (6)	1980-81; 1982-83; 1985-86; 1988-89; 1994-95; 1998-99
Aubrey "Dit" Clapper (3)	1930-31; 1934-35; 1943-44
Ferny Flaman (3)	1954-55; 1956-57; 1957-58
Eddie Shore (1)	1933-34
John Crawford (1)	1942-43
Bill Hollett (1)	1942-43
Bill Quackenbush (1)	1952-53
Bobby Orr (1)	1966-67
Ted Green (1)	1968-69
Zdeno Chara (1)	2007-08

CENTERS

Phil Esposito (2)	1967-68; 1974-75
Bill Cowley (1)	1944-45
Milt Schmidt (1)	1951-52
Bronco Horvath (1)	1959-60
Joe Thornton (1)	2002-03

LEFT WINGS

Woody Dumart (3)	1939-40; 1940-41; 1946-47
Herb Cain (1)	1943-44
Ed Sanford (1)	1953-54
Real Chevrefils (1)	1956-57
John Bucyk (1)	1967-68
Wayne Cashman (1)	1973-74

RIGHT WINGS

Bobby Bauer (4)	1938-39; 1939-40; 1940-41; 1946-47
Cam Neely (4)	1987-88; 1989-90; 1990-91; 1993-94
John McKenzie (1)	1969-70
Rick Middleton (1)	1981-82
Bill Guerin (1)	2001-02

COACHES

Art Ross (2)	1937-38; 1942-43
--------------	------------------



BRUINS IN HALLS OF FAME



HOCKEY HALL OF FAME

Name	Category	Year Elected	Year(s) with Bruins
Charles F. Adams	Builder	1960	1924-1936
Weston W. Adams	Builder	1972	1936-1951; 1964-1969
Marty Barry	Player	1965	1929-1935
Bobby Bauer	Player	1996	1935-1942; 1945-1947; 1951-1952
Leo Boivin	Player	1986	1954-1966
Ray Bourque	Player	2004	1979-2000
Frank Brimsek	Player	1966	1938-1949
Walter A. Brown	Builder	1962	1951-1964
John Bucyk	Player	1981	1957-1978
Billy Burch	Player	1974	1932-1933
Gerry Cheevers	Player	1985	1965-1972; 1975-1980
Aubrey "Dit" Clapper	Player	1947	1927-1947



Dit Clapper was inducted into the Hockey Hall of Fame in ceremonies prior to his final NHL game on February 12, 1947.

Sprague Cleghorn	Player	1958	1925-1928
Paul Coffey	Player	2004	2000-2001
Roy Conacher	Player	1998	1938-1942; 1945-1946
Fred "Bun" Cook	Player	1995	1936-1937
Bill Cowley	Player	1968	1935-1947
Cy Denny	Player	1959	1928-1929
Woody Dumart	Player	1992	1935-1942; 1945-1954
Phil Esposito	Player	1984	1967-1976
Ferny Flaman	Player	1990	1945-1952; 1954-1956
Frank Fredrickson	Player	1958	1926-1929
Harvey Jackson	Player	1971	1941-1944
Tom Johnson	Player	1970	1963-1965
Gordon "Duke" Keats	Player	1958	1926-1927
Guy Lapointe	Player	1993	1983-1984
Brian Leetch	Player	2009	2005-2006
Harry Lumley	Player	1980	1957-1960
Mickey MacKay	Player	1952	1928-1930
Sylvio Mantha	Player	1960	1936-1937
Joe Mullen	Player	2000	1995-1996
Cam Neely	Player	2005	1986-1996
Harry Oliver	Player	1967	1926-1934
Bobby Orr	Player	1979	1966-1976
Bernie Parent	Player	1984	1965-1967
Brad Park	Player	1988	1975-1983

Jacques Plante	Player	1978	1972-1973
Walter "Babe" Pratt	Player	1966	1946-1947
Bill Quackenbush	Player	1976	1949-1956
Jean Ratelle	Player	1985	1975-1981
Arthur H. Ross	Player	1945	1924-1954



Art Ross was elected into the Hockey Hall of Fame as a player. His years with the Bruins were as General Manager and Coach of the team.

Terry Sawchuk	Player	1971	1955-1957
Milt Schmidt	Player	1961	1936-1942; 1946-1955
Eddie Shore	Player	1945	1926-1940
Albert "Babe" Siebert	Player	1964	1933-1936
Harry Sinden	Builder	1983	1966-Present
Reginald "Hooley" Smith	Player	1972	1936-1937
Allan Stanley	Player	1981	1956-1958
Nels Stewart	Player	1962	1932-1935; 1936-1937
Cecil "Tiny" Thompson	Player	1959	1928-1939
Ralph "Cooney" Weiland	Player	1971	1928-1939



U. S. HOCKEY HALL OF FAME MUSEUM

Name	Year Elected	Year(s) with Bruins
Frank Brimsek	1973	1938-1949
Walter A. Brown	1973	1951-1964
Bobby Carpenter	2007	1988-1992
Dave Christian	2001	1989-1991
Myles Lane	1973	1928-1930; 1933-1934
Reed Larson	1996	1985-1988
Brian Leetch	2008	2005-2006
Mike Milbury	2006	1975-1987
Joe Mullen	1998	1995-1996
George Owen Jr.	1973	1928-1933
Gordie Roberts	1999	1992-1994
Clifford Thompson	1973	1941-1942; 1948-1949
Tom Williams	1981	1961-1969
Ken Yackell	1986	1958-1959

DID YOU KNOW ... ?

Five Bruins - Frank Brimsek, Walter A. Brown, Myles Lane, George Owen, Jr. and Clifford Thompson - were among the first class of inductees into the U.S. Hockey Hall of Fame.



BOSTON BRUINS HONORED NUMBERS



EDWARD W. SHORE Defense

The league's first true superstar, Eddie Shore remains the only defenseman in NHL history to win four Hart Trophies as league MVP and he finished second in the balloting in another year ... He was an eight-time NHL All-Star; although he played for four seasons before All-Star teams were conceived in 1930-31 ... As tough as he was talented, he had 165 penalty minutes in just 44 games in 1927-28 and finished as high as 12th in the league's scoring race in 1932-33, which was unheard of for a defenseman at that time ... He won two Stanley Cups with the Bruins - in 1929 and 1939 - and was among the first group of inductees into the Hockey Hall of Fame in 1945.



LIONEL HITCHMAN Defense

The Bruins may have had a tough first year on the ice with just six wins in 1924-25, but they found their leader when they acquired Lionel Hitchman on January 8 of that season ... He was the first captain of the Bruins, wearing the 'C' from 1927-31 ... Paired on defense with Eddie Shore for eight seasons, it was not unusual for him to play the entire 60 minutes of a game ... A classic 'defensive defenseman', he was so highly regarded in his time that he finished second in the Hart Trophy balloting as the NHL MVP in 1929-30 ... He captained the Bruins' first Stanley Cup championship team in 1929.



ROBERT G. ORR Defense

Even a partial list of his accomplishments takes line after line, but Bobby Orr can be summed up in just seven words - the best ever to play the game. He won 16 NHL trophies in his ten seasons in Boston, including three Hart Trophies as league MVP and two Ross Trophies as the only defenseman to ever win a scoring title ... He won the Norris Trophy as the league's top defenseman for eight straight seasons and two Conn Smythe Trophies as MVP of the playoffs in the 1970 and 1972 Cup-winning campaigns ... A nine-time NHL All-Star, he was the first player in NHL history to record 100 assists in a season and the first to record six consecutive 100-point seasons ... He was elected to the Hockey Hall of Fame in 1979.



AUBREY V. CLAPPER Right Wing & Defense

"Dit" Clapper was the league's first iron man as the first player in NHL history to play for 20 seasons and serving as Boston captain for 14 years ... One of the most versatile players to ever play the game, he completed his first nine seasons as a right wing and earning two NHL All-Star berths at that position before playing his final 11 campaigns on defense, with four additional All-Star appearances as a blueliner ... He played his final game on February 12, 1947 and, in ceremonies immediately after that game, was both inducted into the Hockey Hall of Fame and saw his number five raised to the Garden rafters ... He remains the only Bruin to play on three championship Boston teams - 1929, 1939 and 1941.



PHILIP A. ESPOSITO Center

One of the premier scorers in NHL history, Phil Esposito was the first player in league annals to record 100 points in a season and he reached that mark on six occasions ... He won the Hart Trophy as NHL MVP twice and the Ross Trophy as the league's top scorer on five occasions while finishing second in three other seasons ... Named an NHL All-Star in eight of his nine Boston seasons, he led the NHL in goals for six straight years, and shattered the league scoring record with 76 goals in 1970-71, a mark that stood for 12 years until Wayne Gretzky broke it in 1981-82 ... He won two Stanley Cups with Boston, in 1970 and 1972, and was elected to the Hockey Hall of Fame in 1984.




BOSTON BRUINS HONORED NUMBERS



CAMERON M. NEELY Right Wing

It is that rare athlete that needs a new term coined to describe him, but no one had used the term 'power forward' in hockey until Cam Neely came along. Named an NHL All-Star on four occasions, he led the team in goals for seven of his ten seasons, including three 50-goal campaigns ... He still holds the team record for goals by a wing with 55 in 1989-90 and he is the team's all-time playoff goal leader as well ... He won the Masterton Trophy for dedication in 1993-94 when he scored 50 goals in just 44 games after missing most of the previous two seasons with thigh, knee and hip injuries ... Only Wayne Gretzky has scored 50 goals in fewer games in one season ... Injuries forced his retirement in September, 1996 and he was elected into the Hockey Hall of Fame in 2005.



JOHN P. BUCYK Left Wing

John Bucyk is known as Chief, and he was the team's leader in every way for the 21 seasons he played in a Bruins uniform ... He held every team career offensive record for over 20 years, remains the team's all-time goal scorer and is second on the team's all-time scoring list ... He served as team captain for five seasons and won two Stanley Cups with Boston, in 1970 and 1972 ... The winner of two Lady Byng Trophies as the league's most gentlemanly player, he was twice an NHL All-Star and was elected into the Hockey Hall of Fame in 1981 ... He has continued to be one of the Bruins' - and hockey's - greatest ambassadors and he celebrated his 50th anniversary with the organization in 2006-07.



MILTON C. SCHMIDT Center

If it is possible for one man to be all things to an organization, Milt Schmidt is that man for the Bruins. The only man in Bruins history to serve the club as player, captain, coach and General Manager, he has figured in four of the team's five Stanley Cups, as a player in 1939 and 1941 and as the team's GM in 1970 and 1972 ... A four-time NHL All-Star, he won the Hart Trophy as league MVP in 1951 and the Art Ross scoring title in 1940 ... He centered the famed "Kraut Line", which became the first line in NHL history to finish 1-2-3 in the league's scoring race (1939-40), and missed three years of his career from 1942-1945 while serving in World War II with the Royal Canadian Air Force ... He was elected into the Hockey Hall of Fame in 1961.



TERENCE J. O'REILLY Right Wing

Terry O'Reilly epitomized the Bruins of his generation ... As comfortable using his hands for scoring or fighting, he is one of just four players in club history to lead the team in scoring and penalty minutes in the same season ... He served as the team captain from 1983-85 and still ranks eighth on the team's all-time scoring list and is the club's all-time leader in penalty minutes ... He also coached the team from 1986-89, including an appearance in the 1988 Stanley Cup Finals.



RAYMOND J. BOURQUE Defense

There are few players in league history as complete and adept at all facets of the game as Ray Bourque ... He was the first non-goaltender in league history to win the Calder Trophy and be named a First Team All-Star in his rookie season ... He won five Norris Trophies as the league's top defenseman, won five team scoring titles and was named an NHL All-Star 18 times over the course of his career ... He finished his Boston career as the team's all-time leader in games, assists and points and he remains the NHL's all-time leading scorer among defensemen ... He was elected into the Hockey Hall of Fame in 2004.



BRUINS NHL TROPHY WINNERS



2008-09 Boston Bruins Trophy Winners (L to R):
Zdeno Chara (Norris); Tim Thomas (Vezina and Jennings);
Manny Fernandez (Jennings); and Claude Julien (Adams)

HART MEMORIAL TROPHY

Most Valuable Player

Eddie Shore	1932-33
Eddie Shore	1934-35
Eddie Shore	1935-36
Eddie Shore	1937-38
Bill Cowley	1940-41
Bill Cowley	1942-43
Milt Schmidt	1950-51
Phil Esposito	1968-69
Bobby Orr	1969-70
Bobby Orr	1970-71
Bobby Orr	1971-72
Phil Esposito	1973-74

ART ROSS TROPHY

NHL Scoring Leader

Ralph "Cooney" Weiland	1929-30
Milt Schmidt	1939-40
Bill Cowley	1940-41
Herb Cain	1943-44
Phil Esposito	1968-69
Bobby Orr	1969-70
Phil Esposito	1970-71
Phil Esposito	1971-72
Phil Esposito	1972-73
Phil Esposito	1973-74
Bobby Orr	1974-75

JAMES NORRIS MEMORIAL TROPHY

Top Defenseman

Bobby Orr	1967-68
Bobby Orr	1968-69
Bobby Orr	1969-70
Bobby Orr	1970-71
Bobby Orr	1971-72
Bobby Orr	1972-73
Bobby Orr	1973-74
Bobby Orr	1974-75
Ray Bourque	1986-87
Ray Bourque	1987-88
Ray Bourque	1989-90
Ray Bourque	1990-91
Ray Bourque	1993-94
Zdeno Chara	2008-09

CALDER MEMORIAL TROPHY

Top Rookie

Frank Brimsek	1938-39
Jack Gelineau	1949-50
Larry Regan	1956-57
Bobby Orr	1966-67
Derek Sanderson	1967-68
Ray Bourque	1979-80
Sergei Samsonov	1997-98
Andrew Raycroft	2003-04

VEZINA TROPHY

Top Goaltender

Cecil "Tiny" Thompson	1929-30
Cecil "Tiny" Thompson	1932-33
Cecil "Tiny" Thompson	1935-36
Cecil "Tiny" Thompson	1937-38
Frank Brimsek	1938-39
Frank Brimsek	1941-42
Pete Peeters	1982-83
Tim Thomas	2008-09

JACK ADAMS TROPHY

Top Coach

Don Cherry	1975-76
Pat Burns	1997-98
Claude Julien	2008-09

LADY BYNG MEMORIAL TROPHY

Most Gentlemanly Player

Bobby Bauer	1939-40
Bobby Bauer	1940-41
Bobby Bauer	1946-47
Don McKenney	1959-60
John Bucyk	1970-71
John Bucyk	1973-74
Jean Ratelle	1975-76
Rick Middleton	1981-82

FRANK J. SELKE TROPHY

Top Defensive Forward

Steve Kasper	1981-82
--------------------	---------

CONN SMYTHE TROPHY

Playoff Most Valuable Player

Bobby Orr	1969-70
Bobby Orr	1971-72

WILLIAM M. JENNINGS TROPHY

Fewest Team Goals Allowed

Reggie Lemelin & Andy Moog	1989-90
Tim Thomas & Manny Fernandez	2008-09

BILL MASTERTON MEMORIAL TROPHY

Dedication & Perseverance

Charlie Simmer	1985-86
Gord Kluzak	1989-90
Cam Neely	1993-94
Phil Kessel	2006-07

LESTER PATRICK TROPHY

Contributions to hockey in the United States

Charles Adams	1967
Walter Brown	1968
Eddie Shore	1970
Ralph "Cooney" Weiland	1972
Weston Adams Sr.	1974
John Bucyk	1977
Tom Fitzgerald	1978
Art Ross	1984
Fred Cusick	1988
Milt Schmidt	1996
Harry Sinden	1999



BRUINS TEAM TROPHY WINNERS

ELIZABETH C. DUFRESNE TROPHY

Player most outstanding in home games
as voted by Boston media

Cecil "Tiny" Thompson.....	1935-36
Eddie Shore	1936-37
Eddie Shore	1937-38
Eddie Shore	1938-39
Aubrey "Dit" Clapper.....	1939-40
Aubrey "Dit" Clapper.....	1940-41
Milt Schmidt, Woody Dumart & Bobby Bauer.....	1941-42
Frank Brimsek.....	1942-43
Bill Cowley.....	1943-44
Jack Crawford	1944-45
Jack Crawford	1945-46
Milt Schmidt	1946-47
Frank Brimsek.....	1947-48
Pat Egan.....	1948-49
Milt Schmidt	1949-50
Milt Schmidt	1950-51
Jim Henry.....	1951-52
Fleming Mackell	1952-53
Jim Henry.....	1953-54
Leo LaBine.....	1954-55
Terry Sawchuk	1955-56
Jerry Toppazzini.....	1956-57
Jerry Toppazzini.....	1957-58
Vic Stasiuk.....	1958-59
Bronco Horvath	1959-60
Leo Boivin.....	1960-61
Doug Mohns.....	1961-62
John Bucyk	1962-63
Ed Johnston	1963-64
Ted Green.....	1964-65
John Bucyk	1965-66
Bobby Orr	1966-67
Phil Esposito	1967-68
Phil Esposito	1968-69
Bobby Orr	1969-70
Phil Esposito	1970-71
Bobby Orr	1971-72
Phil Esposito	1972-73
Phil Esposito & Bobby Orr	1973-74
Bobby Orr	1974-75
Gregg Sheppard.....	1975-76
Jean Ratelle	1976-77
Brad Park & Terry O'Reilly.....	1977-78
Rick Middleton.....	1978-79
Ray Bourque.....	1979-80
Rick Middleton.....	1980-81
Rick Middleton.....	1981-82
Pete Peeters	1982-83
Rick Middleton.....	1983-84
Ray Bourque.....	1984-85
Ray Bourque.....	1985-86
Ray Bourque.....	1986-87
Cam Neely.....	1987-88
Randy Burridge.....	1988-89
Ray Bourque.....	1989-90
Cam Neely.....	1990-91
Vladimir Ruzicka.....	1991-92
Adam Oates	1992-93
Ray Bourque.....	1993-94
Cam Neely.....	1994-95
Ray Bourque.....	1995-96
Jozef Stumpel.....	1996-97
Jason Allison.....	1997-98
Byron Dafoe	1998-99

Joe Thornton	1999-2000
Jason Allison.....	2000-01
Brian Rolston	2001-02
Joe Thornton	2002-03
Andrew Raycroft.....	2003-04
No Season	2004-05
Patrice Bergeron	2005-06
Marc Savard	2006-07
Marco Sturm	2007-08
Marc Savard	2008-09



Marc Savard

2008-09 Elizabeth C. Dufresne Trophy recipient
Pictured with Boston PHWA Chapter Chairman
Matt Kalman

SEVENTH PLAYER AWARD

Player who performed beyond expectations
as voted by fans

Ed Westfall	1968-69
John McKenzie	1969-70
Fred Stanfield	1970-71
Derek Sanderson	1971-72
Dallas Smith.....	1972-73
Carol Vadnais & Don Marcotte.....	1973-74
Terry O'Reilly.....	1974-75
Gregg Sheppard.....	1975-76
Gary Doak.....	1976-77
Stan Jonathan.....	1977-78
Rick Middleton.....	1978-79
Ray Bourque.....	1979-80
Steve Kasper.....	1980-81
Barry Pederson.....	1981-82
Pete Peeters	1982-83
Mike O'Connell	1983-84
Keith Crowder.....	1984-85
Randy Burridge.....	1985-86
Cam Neely.....	1986-87
Glen Wesley.....	1987-88
Randy Burridge.....	1988-89
John Carter.....	1989-90
Ken D. Hodge.....	1990-91
Vladimir Ruzicka.....	1991-92
Don Sweeney.....	1992-93
Cam Neely.....	1993-94
Blaine Lacher.....	1994-95
Kyle McLaren.....	1995-96
Ted Donato.....	1996-97
Jason Allison.....	1997-98
Byron Dafoe	1998-99
Joe Thornton	1999-00
Bill Guerin.....	2000-01
Bill Guerin.....	2001-02
Mike Knuble.....	2002-03
Andrew Raycroft.....	2003-04

No Season	2004-05
Tim Thomas.....	2005-06
Tim Thomas.....	2006-07
Milan Lucic.....	2007-08
David Krejci.....	2008-09



David Krejci

2008-09 Seventh Player Award winner
Pictured with NESN Play-by-Play Announcer
Jack Edwards

JOHN P. BUCYK AWARD

Charitable and Community
Endeavors

Steve Heinze.....	1999-00
Don Sweeney	2000-01
Hal Gill.....	2001-02
Nick Boynton.....	2002-03
Martin Lapointe.....	2003-04
No Season	2004-05
P.J. Axelsson.....	2005-06
Patrice Bergeron	2006-07
Zdeno Chara.....	2007-08
Aaron Ward.....	2008-09



Aaron Ward

2008-09 John P. Bucyk Award recipient
Pictured with John Bucyk

RADIO NETWORK FIRST STAR AWARD

Bobby Orr	1973-74
Phil Esposito	1974-75
Jean Ratelle	1975-76
Jean Ratelle	1976-77
Terry O'Reilly.....	1977-78
Rick Middleton.....	1978-79
Rick Middleton.....	1979-80
Rick Middleton.....	1980-81
Rick Middleton.....	1981-82



BRUINS TEAM TROPHY WINNERS

Rick Middleton.....	1982-83
Rick Middleton.....	1983-84
Ray Bourque.....	1984-85
Ray Bourque.....	1985-86
Ray Bourque.....	1986-87
Cam Neely.....	1987-88
Cam Neely.....	1988-89
Cam Neely.....	1989-90
Cam Neely.....	1990-91
Andy Moog.....	1991-92
Adam Oates.....	1992-93
Cam Neely.....	1993-94
Cam Neely.....	1994-95
Adam Oates.....	1995-96
Ray Bourque.....	1996-97
Byron Dafoe.....	1997-98
Byron Dafoe.....	1998-99
Joe Thornton.....	1999-00
Jason Allison.....	2000-01
Byron Dafoe.....	2001-02
Joe Thornton.....	2002-03
Andrew Raycroft.....	2003-04
No Season.....	2004-05
Patrice Bergeron.....	2005-06
Marc Savard.....	2006-07
Tim Thomas.....	2007-08
Marc Savard.....	2008-09

RADIO NETWORK SECOND STAR AWARD

Phil Esposito.....	1973-74
Bobby Orr.....	1974-75
Gregg Sheppard.....	1975-76
Brad Park.....	1976-77
Peter McNab.....	1977-78
Peter McNab.....	1978-79
Terry O'Reilly.....	1979-80
Peter McNab.....	1980-81
Barry Pederson.....	1981-82
Pete Peeters.....	1982-83
Barry Pederson.....	1983-84
Ken Linseman.....	1984-85
Ken Linseman.....	1985-86
Bill Ranford.....	1986-87
Steve Kasper.....	1987-88
Ray Bourque.....	1988-89
Ray Bourque.....	1989-90
Ray Bourque.....	1990-91
Ray Bourque.....	1991-92
Joe Juneau.....	1992-93
Ray Bourque.....	1993-94
Ray Bourque.....	1994-95
Ray Bourque.....	1995-96
Ted Donato.....	1996-97
Jason Allison.....	1997-98
Ray Bourque.....	1998-99
Kyle McLaren.....	1999-00
Bill Guerin.....	2000-01
Brian Rolston.....	2001-02
Glen Murray.....	2002-03
Joe Thornton.....	2003-04
No Season.....	2004-05
Brad Boyes.....	2005-06
Tim Thomas.....	2006-07
Marc Savard.....	2007-08
Zdeno Chara.....	2008-09

RADIO NETWORK THIRD STAR AWARD

Gilles Gilbert.....	1973-74
Gregg Sheppard.....	1974-75
John Bucyk.....	1975-76
Peter McNab.....	1976-77
Brad Park.....	1977-78
Terry O'Reilly.....	1978-79
Ray Bourque.....	1979-80
Ray Bourque.....	1980-81
Ray Bourque.....	1981-82
Ray Bourque.....	1982-83
Ray Bourque.....	1983-84
Keith Crowder.....	1984-85
Keith Crowder.....	1985-86
Steve Kasper.....	1986-87
Ray Bourque.....	1987-88
Randy Burridge.....	1988-89
Andy Moog.....	1989-90
Craig Janney.....	1990-91
Vladimir Ruzicka.....	1991-92
Ray Bourque.....	1992-93
Adam Oates.....	1993-94
Blaine Lacher.....	1994-95
Bill Ranford.....	1995-96
Jozef Stumpel.....	1996-97
Ray Bourque.....	1997-98
Jason Allison.....	1998-99
Sergei Samsonov.....	1999-00
Joe Thornton.....	2000-01
Joe Thornton.....	2001-02
Mike Knuble.....	2002-03
Glen Murray.....	2003-04
No Season.....	2004-05
Tim Thomas.....	2005-06
Glen Murray.....	2006-07
Marco Sturm.....	2007-08
Tim Thomas.....	2008-09



L to R: Zdeno Chara, Tim Thomas, Marc Savard
Radio Three Star Award Winners

JOHN CARLTON MEMORIAL TROPHIES

The John Carlton Memorial Trophies are given annually by the Boston Bruins to the outstanding male and female student-athletes in Eastern Massachusetts high school hockey or junior hockey. They are given to the high school seniors "who combine exceptional hockey skills with academic excellence."

The annual awards are named in honor of the late Bruins scout and administrator who passed

away in December, 1982 after a long and dedicated affiliation at all levels of the game.



John Carlton

Men's Winners

Allen Bourbeau (Acton-Boxboro).....	1982-83
Tom Glavine (Billerica).....	1983-84
Robert Hardy (Malden Catholic).....	1984-85
Brian Ferreira (Falmouth).....	1985-86
Ted Donato (Catholic Memorial).....	1986-87
Kurt Laakso (Newburyport).....	1987-88
Matt Poska (Lynn English).....	1988-89
Robert Chebator (Arlington).....	1989-90
Tim O'Sullivan (Catholic Memorial).....	1990-91
Michael Sullivan (Reading).....	1991-92
Allen Melanson (Lynn English).....	1992-93
Shawn Lothrop (Newton North).....	1993-94
Richard Sacchetti (Chelmsford).....	1994-95
Michael Souza (Wakefield).....	1995-96
Bobby Allen (Cushing Academy).....	1996-97
Brian Eklund (Archbishop Williams).....	1997-98
Thomas Calabro (Billerica).....	1998-99
Jonathan Goodwin (Catholic Memorial).....	1999-00
Noah Welch (St. Sebastian's).....	2000-01
Gabe Winer (Governor Dummer).....	2001-02
Brian Boyle (St. Sebastian's).....	2002-03
Cory Schneider (Phillips Academy).....	2003-04
Benn Ferreira (Governor Dummer).....	2004-05
Chris Huxley (Noble & Greenough).....	2005-06
Kevin McNamara (Belmont Hill).....	2006-07
Edwin Shea (Boston Jr. Bruins).....	2007-08
Wayne Simpson (Lawrence Academy).....	2008-09

Women's Winners

Deanna McDevitt (Milton Academy).....	1998-99
Krissy McManus (Noble & Greenough).....	1999-00
Amy McLaughlin (Milton Academy).....	2000-01
Karen Thatcher (Noble & Greenough).....	2001-02
Christine Capuano (Lawrence Academy).....	2002-03
Deb Spillane (Franklin).....	2003-04
Sarah Parsons (Noble & Greenough).....	2004-05
Julie Flynn (Noble & Greenough).....	2005-06
Marissa Gentile (Tabor Academy).....	2006-07
Kelly Foley (Tabor Academy).....	2007-08
Jillian Dempsey (Rivers School).....	2008-09



Jillian Dempsey (L) & Wayne Simpson (R)
2008-09 John Carlton Trophy winners
Pictured with Cam Neely

BOSTON BRUINS ALL-TIME ROSTER

A complete listing of the 888 players who have played for the Bruins from 1924-25 through 2008-09

Note - Photo represents the leading scorer of each last initial ... Player pictured is in italics.

LEGEND:

Player Name ... Position ... Height ... Weight ... Date and Place of Birth (if known)
(Uniform Number(s) if known) ... Team Transactions (if known)

Season(s) Played GP G A PTS PIM GP G A PTS PIM


- A -



ABBOTT, George ... Goal ... 5'7" ... 153 ... Aug. 3, 1911 in Synenham ONT Loaned to Boston from Toronto to replace injured Bert Gardiner, Nov. 27, 1943	1943-44	1	0	0	0	-	-	-	-	-	-	-	-	-
ADAMS, John ... Goal ... 6'0" ... 200 ... July 27, 1946 in Port Arthur ONT Traded to San Diego/WHL as future considerations portion of Mar. 10, 1973 Ken Broderick trade, June 12, 1973	1972-73	14	-	0	0	0	-	-	-	-	-	-	-	-
ADDUONO, Rick ... Center ... 5'11" ... 182 ... Jan. 25, 1955 in Thunder Bay ONT Traded to San Diego/WHL as future considerations portion of Mar. 10, 1973 Ken Broderick trade, June 12, 1973	1975-76	1	0	0	0	0	-	-	-	-	-	-	-	-
AITKEN, Johnathan ... Defense ... 6'4" ... 210 ... May 24, 1978 in Edmonton ALTA First pick, eighth overall, in the 1996 NHL Entry Draft	1999-2000	3	0	0	0	0	-	-	-	-	-	-	-	-
ALBERTS, Andrew ... Defense ... 6'5" ... 218 ... June 30, 1981 in Minneapolis MN Fifth pick (sixth round), 179th overall, in the 2001 NHL Entry Draft ... Traded to Philadelphia for Ned Lukacevic and 2009 fourth round draft pick (Lane MacDermid), Oct. 13, 2008	2005-06--2008-09	184	1	18	19	231	2	0	0	0	0	0	0	0
ALDCORN, Gary ... Left Wing ... 5'11" ... 170 ... Mar. 7, 1935 in Shaunavon SASK Acquired from Detroit with Murray Oliver and Tom McCarthy for Vic Stasiuk and Leo Labine, Jan. 23, 1961	1960-61	21	2	3	5	12	-	-	-	-	-	-	-	-
ALLEN, Bobby ... Defense ... 6'1" ... 215 ... Nov. 14, 1978 in Weymouth MA Second pick, 52nd overall, in the 1998 NHL Entry Draft ... Traded to Edmonton for Sean Brown, Mar. 19, 2002 ... Signed as a free agent, July 17, 2006	2006-07--2007-08	49	0	3	3	12	-	-	-	-	-	-	-	-
ALLISON, Jason ... Center ... 6'3" ... 205 ... May 29, 1975 in North York ONT Acquired from Washington with Jim Carey, Anson Carter and 1997 third round draft pick (Lee Goren) for Adam Oates, Bill Ranford and Rick Tocchet, Mar. 1, 1997 Traded to Los Angeles with Mikko Eloranta for Glen Murray and Jozef Stumpel, Oct. 24, 2001	1996-97--2000-01	301	105	189	294	242	18	4	15	19	10	10	10	10
ANDERSON, Bill ... Defense ... 6'0" ... 190 ... Dec. 13, 1912 in Tillsburg ONT (#21)	1942-43	-	-	-	-	-	1	0	0	0	0	0	0	0
ANDERSON, Earl ... Right Wing ... 6'1" ... 185 ... Feb. 24, 1951 in Roseau MN Acquired from Detroit with Hank Nowak for Walt McKechnie and 1975 third round draft pick (Clarke Hamilton), Feb. 18, 1975	1974-75--1976-77	64	12	16	28	10	5	0	1	1	0	0	0	0
ANDREYCHUK, Dave ... Left Wing ... 6'4" ... 220 ... Sept. 29, 1963 in Hamilton ONT Signed as a free agent, July 29, 1999 ... Traded to Colorado with Ray Bourque for Brian Rolston, Samuel Pahlsson, Martin Grenier and 2000 first round draft pick (Martin Samuelsson), Mar. 6, 2000	1999-2000	63	19	14	33	28	-	-	-	-	-	-	-	-
ARBOR, John ... Defense ... 5'11" ... 195 ... Sept. 28, 1945 in Niagara Falls ONT Traded to Pittsburgh with Jean Pronovost for cash, May 21, 1968	1965-66; 1967-68	6	0	1	1	11	-	-	-	-	-	-	-	-
ARMSTRONG, Bob ... Defense ... 6'1" ... 190 ... Apr. 7, 1931 in Toronto ONT Loaned to Montreal with Dallas Smith and cash for Wayne Connelly, Oct. 26, 1961	1950-51--1961-62	542	13	86	99	671	42	1	7	8	28	28	28	28
ARNIEL, Scott ... Left Wing ... 6'1" ... 188 ... Sept. 17, 1962 in Kingston ONT Acquired from Winnipeg for future considerations, Nov. 22, 1991	1991-92	29	5	3	8	20	-	-	-	-	-	-	-	-
ASHBEE, Barry ... Defense ... 5'10" ... 180 ... July 28, 1939 in Weston ONT Traded to Detroit with Ed Chadwick for Bob Perreault, June, 1962	1965-66	14	0	3	3	14	-	-	-	-	-	-	-	-
ASHTON, Brent ... Left Wing ... 6'1" ... 210 ... May 18, 1960 in Saskatoon SASK Acquired from Winnipeg for Petri Skriko, Oct. 29, 1991 ... Traded to Calgary for C. J. Young, Feb. 1, 1993	1991-92--1992-93	87	19	24	43	58	-	-	-	-	-	-	-	-
ATKINSON, Steve ... Right Wing ... 5'11" ... 170 ... Oct. 16, 1948 in Toronto ONT Acquired from Detroit as future considerations portion of Feb. 16, 1966 Leo Boivin-Dean Prentice trade, June 6, 1966 ... Traded to Hershey/AHL for cash, June, 1970	1968-69	1	0	0	0	0	-	-	-	-	-	-	-	-
AUBUCHON, Oscar ... Left Wing ... 5'10" ... 175 ... Jan. 1, 1917 in St. Hyacinthe QBC Acquired from Providence/AHL with Norm Calladine and Ab DeMarco for cash, Mar. 8, 1943 ... Traded to NY Rangers for cash, Nov., 1943	1942-43--1943-44	12	4	0	4	0	6	1	0	1	0	0	0	0

AULD, Alex ... Goal ... 6'5" ... 221 ... Jan. 7, 1981 in Cold Lake ALTA Acquired from Phoenix for Nate DiCasmirro and 2009 fifth round draft pick (Jeff Costello), Dec. 6, 2007	2007-08	23	-	0	0	0	-	-	-	-	-	-	-	-
AWREY, Don ... Defense ... 6'0" ... 175 ... July 18, 1943 in Kitchener ONT Traded to St. Louis for Jake Rathwell, 1974 second round draft pick (Mark Howe) and cash, Oct. 5, 1973	1963-64--1972-73	543	21	87	108	827	54	0	11	11	132	132	132	132
AXELSSON, Per-Johan "PJ." ... Left Wing ... 6'1" ... 175 ... Feb. 26, 1975 in Kungälv, SWE Seventh pick, 177th overall, in the 1995 NHL Entry Draft	1997-98--2008-09	797	103	184	287	276	54	4	3	7	24	24	24	24

- B -



BABANDO, Pete ... Left Wing ... 5'9" ... 187 ... May 10, 1925 in Braeburn PA Traded to Detroit with Clare Martin, Lloyd Durham and Jimmy Peters for Bill Quackenbush and Pete Horeck, Aug. 16, 1949	1947-48--1948-49	118	42	25	67	86	9	1	1	2	4	4	4	4
BAILEY, Garnet "Ace" ... Left Wing ... 5'11" ... 192 ... June 13, 1948 in Lloydminster SASK Third pick, 13th overall, in the 1966 NHL Amateur Draft ... Traded to Detroit with future considerations (Murray Wing, June 4, 1974) for Gary Doak, Mar. 1, 1973	1968-69--1972-73	232	31	46	77	289	15	2	4	6	28	28	28	28
BAILEY, Scott ... Goal ... 6'0" ... 195 ... May 2, 1972 in Calgary ALTA Third pick (fifth round), 112th overall, in the 1992 NHL Entry Draft	1995-96--1996-97	19	-	0	0	0	-	-	-	-	-	-	-	-
BALES, Mike ... Goal ... 6'1" ... 180 ... Aug. 6, 1971 in Prince Albert SASK Fourth pick (fifth round), 105th overall, in the 1990 NHL Entry Draft	1992-93	1	-	0	0	0	-	-	-	-	-	-	-	-
BALFOUR, Murray ... Right Wing ... 5'9" ... 178 ... Aug. 24, 1936 in Regina SASK Acquired from Chicago with Mike Draper for Matt Ravlich and Jerry Toppazzini, June 9, 1964	1964-65	15	0	2	2	26	-	-	-	-	-	-	-	-
BALUIK, Stan ... Center ... 5'8" ... 160 ... Oct. 5, 1935 in Port Arthur ONT Claimed by Chicoutimi/QHL in Inter-League Draft, June 4, 1957	1959-60	7	0	0	0	2	-	-	-	-	-	-	-	-
BANKS, Darren ... Left Wing ... 6'2" ... 215 ... Mar. 18, 1966 in Toronto ONT Signed as a free agent, July 16, 1992	1992-93--1993-94	20	2	2	4	73	-	-	-	-	-	-	-	-
BARAHONA, Ralph ... Center ... 5'10" ... 180 ... Nov. 16, 1965 in Long Beach CA Signed as a free agent, Sept. 26, 1990	1990-91--1991-92	6	2	2	4	0	-	-	-	-	-	-	-	-
BARON, Marco ... Goal ... 5'11" ... 180 ... Apr. 8, 1959 in Montreal QBC Sixth pick, 99th overall, in the 1979 NHL Entry Draft ... Traded to Los Angeles for Bob LaForest, Jan. 3, 1984	1979-80--1982-83	64	-	2	2	46	1	-	0	0	0	0	0	0
BARR, Dave ... Right Wing ... 6'1" ... 195 ... Nov. 30, 1960 in Toronto ONT Signed as a free agent, Sept. 28, 1981 ... Traded to NY Rangers for Dave Silk, Oct. 5, 1983	1981-82--1982-83	12	1	1	2	7	15	1	0	1	2	2	2	2
BARRY, Eddie ... Left Wing ... 5'10" ... 180 ... Oct. 12, 1919 in Wellesley MA Signed as a free agent, Jan. 9, 1947	1946-47	19	1	3	4	2	-	-	-	-	-	-	-	-
BARRY, Marty ... Center ... 5'11" ... 175 ... Dec. 8, 1905 in Quebec City QBC Claimed from NY Americans in Inter-League Draft, May 13, 1929 ... Traded to Detroit with Art Giroux for Cooney Weiland and Walt Buswell, June 30, 1935	1929-30--1934-35	279	130	88	218	167	20	6	6	12	26	26	26	26
BARRY, Ray ... Center ... 5'11" ... 170 ... Oct. 4, 1928 in Boston MA Signed as a free agent, Oct. 3, 1950	1951-52	18	1	2	3	6	-	-	-	-	-	-	-	-
BARTLETT, Jimmy ... Left Wing ... 5'9" ... 165 ... May 27, 1932 in Verdun QBC Claimed from NY Rangers in Intra-League Draft, June 8, 1960 ... Traded to Providence/AHL for cash, Aug., 1961	1960-61	63	15	9	24	95	-	-	-	-	-	-	-	-
BATES, Shawn ... Center ... 5'11" ... 205 ... Apr. 3, 1975 in Melrose MA Fourth pick, 103rd overall, in the 1993 NHL Entry Draft	1997-98--2000-01	135	14	14	28	44	12	0	0	0	4	4	4	4
BAUER, Bobby ... Right Wing ... 5'6" ... 150 ... Feb. 16, 1915 in Waterloo ONT Claimed from Syracuse/IHL in Inter-League Draft, May 11, 1935	1935-36--1941-42; 1945-46--1946-47;	327	123	137	260	36	48	11	8	19	6	6	6	6
BAUMGARTNER, Ken ... Left Wing ... 6'1" ... 205 ... Mar. 11, 1966 in Flin Flon MAN Signed as a free agent, July 14, 1997	1997-98--1998-99	151	1	4	5	318	9	0	0	0	14	14	14	14
BEATTIE, John "Red" ... Left Wing ... 5'9" ... 170 ... Oct. 2, 1907 in Ibstock ENG Rights awarded by NHL to settle contract dispute, Dec. 12, 1930 ... Traded to Detroit for Gord Pettinger, Dec. 19, 1937	1930-31--1937-38	287	58	79	137	127	18	2	0	2	6	6	6	6
BECKETT, Bob ... Center ... 6'0" ... 185 ... Apr. 8, 1936 in Unionville ONT ... (#6; #24)	1956-57--1957-58; 1961-62;	1963-64	68	7	6	13	18	-	-	-	-	-	-	-



BOSTON BRUINS ALL-TIME ROSTER

BEDDOES, Clayton ... Center ... 5'11" ... 190 ... Nov. 10, 1970 in Bentley ALTA (#37) ... Signed as a free agent, June 2, 1994 1995-96--1996-97 60 2 8 10 57 - - - - -	
BEERS, Bob ... Defense ... 6'2" ... 200 ... May 20, 1967 in Pittsburgh PA (#22; #34; #43) ... Tenth pick, 210th overall, in the 1985 NHL Entry Draft ... Traded to Tampa Bay for Stephane Richer, Oct. 28, 1992 ... Signed as a free agent, Aug. 5, 1996 1989-90--1991-92; 1996-97 77 3 11 14 53 21 1 1 2 22	
BELANGER, Ken ... Left Wing ... 6'4" ... 225 ... May 14, 1974 in Sault Ste. Marie ONT (#16) ... Acquired from NY Islanders for Ted Donato, Nov. 7, 1998 1998-99--2000-01 122 5 8 13 317 12 1 0 1 16	
BELANGER, Yves ... Goal ... 5'11" ... 170 ... Sept. 30, 1952 in Baie Comeau QBC (#31) ... Signed as a free agent, Oct. 8, 1979 1979-80 8 - 0 0 0 - - - - -	
BENNETT, Bill ... Left Wing ... 6'5" ... 235 ... May 31, 1953 in Warwick RI (#7) ... Signed as a free agent, Oct. 1976 ... Claimed by Hartford in NHL Expansion Draft, June 13, 1979 1978-79 7 1 4 5 2 - - - - -	
BENNETT, Harvey ... Goal ... 6'0" ... 175 ... July 23, 1925 in Edington SASK ... (#1; #16) 1944-45 25 - 0 0 0 - - - - -	
BENSON, Bobby ... Defense ... 5'6" ... 135 ... May 18, 1894 in Winnipeg MAN (#11) ... Acquired from Montreal Maroons with Bernie Morris for Alf Skinner, Jan. 3, 1925 1924-25 8 0 1 1 4 - - - - -	
BERALDO, Paul ... Right Wing ... 5'11" ... 175 ... Oct. 5, 1967 in Hamilton ONT (#30; #37) ... Sixth pick (seventh round), 139th overall, in the 1986 NHL Entry Draft 1987-88--1988-89 10 0 0 0 4 - - - - -	
BERARD, Bryan ... Defense ... 6'2" ... 218 ... Mar. 5, 1977 in Woonsocket RI (#34) ... Signed as a free agent, Aug. 13, 2002 ... Team exercised 'walk-away' option on arbitration award, Aug. 12, 2003 2002-03 80 10 28 38 64 3 1 0 1 2	
BERGDINON, Fred ... Right Wing ... 6'1" ... 170 ... 1906 in Parry Sound ONT (#3) ... Signed as a free agent, Dec. 14, 1925 1925-26 2 0 0 0 0 - - - - -	
BERGERON, Patrice ... Center ... 6'0" ... 197 ... July 24, 1985 in Quebec City QBC (#37) ... Second pick, 45th overall, in the 2003 NHL Entry Draft 2003-04--2008-09 303 80 148 228 88 18 1 8 9 11	
BERTHIAUME, Daniel ... Goal ... 5'9" ... 155 ... Jan. 26, 1966 in Longueuil QBC (#31; #50) ... Acquired from Los Angeles for future considerations, Jan. 18, 1992 ... Traded to Winnipeg for Doug Evans, June 10, 1992 1991-92 8 - 0 0 0 - - - - -	
BESLER, Phil ... Right Wing ... 5'11" ... 180 ... Dec. 9, 1913 in Melville SASK 1935-36 8 0 0 0 0 - - - - -	
BETTIO, Sam ... Left Wing ... 5'8" ... 175 ... Dec. 1, 1928 in Copper Cliff ONT Traded to Victoria/WHL with Pentti Lund for cash, July 1, 1953 1949-50 44 9 12 21 32 - - - - -	
BEVERLEY, Nick ... Defense ... 6'2" ... 185 ... Apr. 21, 1947 in Toronto ONT (#6; #27) ... Traded to Pittsburgh for Darryl Edestrand, Oct. 25, 1973 1966-67; 1969-70; 1971-72--1973-74 82 1 10 11 28 4 0 0 0 0	
BIBEAULT, Paul ... Goal ... 5'9" ... 160 ... Apr. 13, 1919 in Montreal QBC (#1) ... On loan from Montreal as war-time replacement for Frank Brimsek, Dec. 27, 1944 ... Returned to Montreal as injury replacement for Bill Durnan, Jan. 6, 1946 1944-45--1945-46 42 - 0 0 0 7 - 0 0 0	
BILLINGTON, Craig ... Goal ... 5'10" ... 170 ... Sept. 11, 1966 in London ONT (#1) ... Acquired from Ottawa for 1995 eighth round draft pick (Ray Schultz), Apr. 7, 1995 1994-95--1995-96 35 - 0 0 4 2 - 0 0 2	
BIONDA, Jack ... Defense ... 6'0" ... 180 ... Sept. 18, 1933 in Hunstville ONT (#11) ... Claimed from Toronto in Intra-League Draft, June 6, 1956 ... Traded to Portland/WHL for cash, Aug. 26, 1960 1956-57--1958-59 80 3 8 11 95 11 0 1 1 14	
BITTNER, Dick ... Goal ... 6'0" ... 170 ... Jan. 12, 1922 in New Haven CT 1949-50 1 - 0 0 0 - - - - -	
BITZ, Byron ... Right Wing ... 6'5" ... 215 ... July 21, 1984 in Saskatoon SASK (#61) ... Fourth pick, 107th overall, in the 2003 NHL Entry Draft. 2008-09 35 4 3 7 18 5 1 1 2 2	
BLACKBURN, Don ... Left Wing ... 6'0" ... 190 ... May 14, 1938 in Kirkland Lake ONT Claimed by Montreal in Inter-League Draft, June 4, 1963 1962-63 6 0 5 5 4 - - - - -	
BLAKE, Bob ... Left Wing ... 6'0" ... 200 ... Aug. 16, 1916 in Ashfield VI Signed as a free agent, Oct., 1934 ... Traded to Minneapolis/AHL for cash, Sept., 1936 1935-36 12 0 0 0 0 - - - - -	
BLATNY, Zdenek ... Left Wing ... 6'1" ... 195 ... Jan. 14, 1981 in Brno CZE REP (#89) ... Signed as a free agent, Sept. 29, 2005 ... Traded to Tampa Bay for Brian Eklund, Feb. 8, 2006 2005-06 5 0 0 0 2 - - - - -	
BLUE, John ... Goal ... 5'10" ... 185 ... Feb. 19, 1966 in Huntington Beach CA (#39; #45) ... Signed as a free agent, Aug. 1, 1991 1992-93--1993-94 41 - 2 2 13 2 - 0 0 0	
BLUM, John ... Defense ... 6'3" ... 205 ... Oct. 8, 1959 in Detroit MI (#33) ... Acquired from Edmonton for Larry Melnyk, Mar. 6, 1984 ... Claimed by Washington in Waiver Draft, Oct. 6, 1986 ... Acquired from Washington for 1988 seventh round draft pick (Brad Schlegel), June 1, 1987 ... Signed as a free agent, July 6, 1989 1983-84--1985-86; 1987-88; 1989-90 169 5 22 27 443 14 0 1 1 23	
BOCHENSKI, Brandon ... Right Wing ... 6'1" ... 187 ... Apr. 4, 1982 in Blaine MN (#10) ... Acquired from Chicago for Kris Versteeg, Feb. 3, 2007 ... Traded to Anaheim for Shane Hnidy and 2008 sixth round draft pick (Nicholas Tremblay), Jan. 2, 2008 2006-07--2007-08 51 11 17 28 20 - - - - -	

BODNAR, Gus ... Center ... 5'11" ... 160 ... Apr. 24, 1923 in Fort William ONT (#18) ... Acquired from Chicago for Jerry Toppazzini, Feb. 16, 1954 1953-54--1954-55 81 7 7 14 24 6 0 1 1 4	
BOIVIN, Leo ... Defense ... 5'8" ... 183 ... Aug. 2, 1932 in Prescott ONT (#20) ... Traded to Toronto with Ferny Flaman, Ken Smith and Phil Maloney for Bill Ezinicki and Vic Lynn, Nov. 16, 1950 ... Acquired from Toronto for Joe Klukay, Nov. 9, 1954 ... Traded to Detroit with Dean Prentice for Gary Doak, Ron Murphy, Bill Lesuk and future considerations (Steve Atkinson, June 6, 1966), Feb. 16, 1966 1954-55--1965-66 717 47 164 211 766 34 3 9 12 41	
BOLDIREV, Ivan ... Center ... 6'0" ... 190 ... Aug. 15, 1949 in Zrnanjan YUG (#22) ... Third pick, 11th overall, in the 1969 NHL Amateur Draft ... Traded to California for Rich Leduc and Chris Oddleifson, Nov. 17, 1971 1970-71--1971-72 13 0 2 2 6 - - - - -	
BOLL, Frank "Buzz" ... Left Wing ... 5'10" ... 166 ... Mar. 6, 1911 in Filmore SASK Rights transferred from Brooklyn in Special Dispersal Draw, Oct. 9, 1942 1942-43--1943-44 82 44 52 96 22 - - - - -	
BONIN, Marcel ... Right/Left Wing ... 5'10" ... 170 ... Sept. 12, 1932 in Montreal QBC (#18; #22; #23) ... Acquired from Detroit with Lorne Davis, Terry Sawchuk and Vic Stasiuk for Gilles Boisvert, Real Chevrefils, Norm Corcoran, Warren Godfrey and Ed Sandford, June 3, 1955 ... Claimed by Montreal in Inter-League Draft, June 4, 1957 1955-56 67 9 9 18 49 - - - - -	
BONVIE, Dennis ... Right Wing ... 5'11" ... 205 ... July 23, 1973 in Antigonish NS (#76; #22) ... Signed as a free agent, Oct. 5, 2001 2001-02 23 1 2 3 84 1 0 0 0 0	
BOONE, Carl "Buddy" ... Right Wing ... 5'7" ... 158 ... Sept. 11, 1932 in Kirkland Lake ONT (#6) 1956-57--1957-58 34 5 3 8 28 22 2 1 3 25	
BOUCHER, Billy ... Right Wing ... 5'7" ... 155 ... Nov. 10, 1899 in Ottawa ONT (#7) ... Acquired from Montreal for Carson Cooper with right of recall, Jan. 17, 1927 ... Players returned to original teams, May 22, 1927 1926-27 14 2 0 2 12 8 0 0 0 2	
BOURQUE, Ray ... Defense ... 5'11" ... 219 ... Dec. 28, 1960 in Montreal QBC (#7; #77) ... First pick, eighth overall, in the 1979 NHL Entry Draft ... Traded to Colorado with Dave Andreychuk for Brian Rolston, Samuel Pahlsson, Martin Grenier and 2000 first round draft pick (Martin Samuelsson), Mar. 6, 2000 1979-80--1999-2000 1518 395 1111 1506 1089 180 36 125 161 151	
BOUTILIER, Paul ... Defense ... 6'0" ... 200 ... May 3, 1963 in Sydney NS (#34) ... Awarded from NY Islanders as compensation for Islanders signing of free agent Brian Curran, Aug. 6, 1987 ... Traded to Minnesota for 1987 fourth round draft pick (Darwin McPherson), Mar. 10, 1987 1986-87 52 5 9 14 84 - - - - -	
BOYCHUK, Johnny ... Defense ... 5'11" ... 225 ... Jan. 19, 1984 in Edmonton ALTA (#55) ... Acquired from Colorado for Matt Hendricks, June 24, 2008 2008-09 1 0 0 0 0 - - - - -	
BOYD, Irwin ... Right Wing ... 5'10" ... 152 ... Nov. 13, 1908 in Ardmore PA (#9) ... Traded to Philadelphia/Can-Am for cash, Oct., 1932 ... Signed as a free agent, Dec. 18, 1942 1931-32; 1942-43--1943-44 8 7 15 16 5 0 1 1 4	
BOYES, Brad ... Center/Right Wing ... 6'1" ... 195 ... Apr. 17, 1982 in Mississauga ONT (#26) ... Acquired from San Jose for Jeff Jillson, Mar. 9, 2004 ... Traded to St. Louis for Dennis Wideman, Feb. 27, 2007 2005-06--2006-07 144 39 64 103 53 - - - - -	
BOYNTON, Nick ... Defense ... 6'2" ... 211 ... Jan. 14, 1979 in Etobicoke ONT (#44) ... First pick, 21st overall, in the 1999 NHL Entry Draft ... Traded to Phoenix for Paul Mara, June 26, 2006 1999-2000--2005-06 299 22 62 84 399 18 1 5 6 14	
BRACKENBOROUGH, John ... Left Wing/Center ... 5'11" ... 170 ... Feb. 9, 1897 in Parry Sound ONT (#11) ... Signed as a free agent, Nov. 16, 1925 1925-26 7 0 0 0 0 - - - - -	
BRADLEY, Bart ... Center ... 5'8" ... 150 ... July 29, 1930 in Fort William ONT 1949-50 1 0 0 0 0 - - - - -	
BRENNAN, Rich ... Defense ... 6'2" ... 200 ... Nov. 26, 1972 in Schenectady NY (#59) ... Signed as a free agent, July 18, 2002 2002-03 7 0 1 1 6 - - - - -	
BRENNAN, Tom ... Right Wing ... 5'9" ... 155 ... Jan. 22, 1922 in Philadelphia PA Signed as a free agent, Nov. 27, 1943 1943-44--1944-45 12 2 2 4 2 - - - - -	
BRICKLEY, Andy ... Left Wing/Center ... 5'11" ... 200 ... Aug. 9, 1961 in Melrose MA (#25) ... Claimed from New Jersey in Waiver Draft, Oct. 3, 1988 1988-89--1991-92 177 37 76 113 38 12 0 2 2 0	
BRIDEN, Archie ... Left Wing ... 5'8" ... 170 ... July 16, 1898 in Renfrew ONT (#8) ... Acquired from Calgary/WHL for cash, Aug. 30, 1926 ... Traded to Detroit with Duke Keats for Harry Meeking and Frank Fredrickson, Jan. 7, 1927 1926-27 16 2 2 4 8 - - - - -	
BRIMSEK, Frank ... Goal ... 5'9" ... 170 ... Sept. 26, 1915 in Eveleth MN (#1) ... Signed as a free agent, Oct. 27, 1938 ... Traded to Chicago for cash, Sept. 8, 1949 1938-39--1942-43; 1946-47--1948-49 444 - 0 0 4 68 - 0 0 0	
BRODERICK, Ken ... Goal ... 5'10" ... 178 ... Feb. 16, 1942 in Toronto ONT (#31) ... Acquired from San Diego/WHL for cash and future considerations (John Adams, June 12, 1973), Mar. 10, 1973 1973-74--1974-75 20 - 1 1 0 - - - - -	
BROOKBANK, Wade ... Defense/Forward ... 6'4" ... 225 ... Sept. 29, 1977 in Lanigan SASK (#28) ... Signed as a free agent, July 21, 2006 ... Traded to Pittsburgh for cash, Dec. 19, 2006 2006-07 7 1 0 1 15 - - - - -	
BROOKS, Ross ... Goal ... 5'8" ... 173 ... Oct. 17, 1937 in Toronto ONT (#30) ... Signed as a free agent, Oct. 2, 1971 1972-73--1974-75 54 - 1 1 2 1 - 0 0 0	



BOSTON BRUINS ALL-TIME ROSTER

BROWN, Adam ... Left Wing ... 5'9" ... 175 ... Feb. 4, 1920 in Johnstone SCOT (#16) ... Acquired from Chicago for cash, Aug. 20, 1951 1951-52 33 8 9 17 6 - - - - -	
BROWN, Wayne ... Right Wing ... 5'8" ... 150 ... Nov. 16, 1930 in Deloro ONT (#12) ... Acquired from Seattle/VHL for cash, Oct., 1953 1953-54 - - - - - 4 0 0 0 2	
BROWN, Sean ... Defense ... 6'3" ... 205 ... Nov. 5, 1976 in Oshawa ONT (#23) ... Second pick (first round), 21st overall, in the 1995 NHL Entry Draft ... Traded to Edmonton with Mariusz Czerkowski and 1996 first round draft pick (Matthieu Descoteaux) for Bill Ranford, Jan. 11, 1996 ... Acquired from Edmonton for Bobby Allen, Mar. 19, 2002 2001-02--2002-03 81 1 6 7 164 4 0 0 0 2	
BRUCE, Gordie ... Left Wing ... 5'11" ... 190 ... May 9, 1919 in Ottawa ONT (#20) ... Signed as a free agent, Oct. 24, 1939 1940-41--1941-42; 1945-4628 4 9 13 13 7 2 3 5 4	
BUCHANAN, Ron ... Center ... 6'3" ... 170 ... Nov. 15, 1944 in Montreal QBC Claimed by Philadelphia in Inter-League Draft, June 12, 1968 1966-67 3 0 0 0 0 - - - - -	
BUCYK, John ... Left Wing ... 6'0" ... 190 ... May 12, 1935 in Edmonton ALTA (#9) ... Acquired from Detroit with cash for Terry Sawchuk, June 10, 1957 1957-58--1977-78 1436 545 794 1339 436 109 40 60 100 34	
BURCH, Billy ... Center/Left Wing ... 6'0" ... 200 ... Nov. 20, 1900 in Yonkers NY Acquired from NY Americans for cash, Apr. 13, 1932 ... Traded to Chicago for Vic Ripley, Jan. 17, 1933 1932-33 23 3 1 4 4 - - - - -	
BURKE, Eddie ... Right Wing/Center ... 5'8" ... 175 ... June 3, 1907 in Toronto ONT Acquired from Boston/Can-Am for cash, Nov. 4, 1931 ... Traded to Philadelphia/Can-Am for Sheldon Buckles, Connie King and Frank Ingram, Nov., 1932 1931-32 16 3 0 3 12 - - - - -	
BURNS, Charlie ... Center ... 5'11" ... 170 ... Feb. 14, 1936 in Detroit MI (#10) ... Claimed from Detroit in Intra-League Draft, June 10, 1959 1959-60--1962-63 262 48 70 118 - - - - -	
BURRIDGE, Randy ... Left Wing ... 5'9" ... 188 ... Jan. 7, 1966 in Fort Erie ONT (#37; #12) ... Seventh pick (eighth round), 157th overall, in the 1985 NHL Entry Draft ... Traded to Washington for Steve Leach, June 21, 1991 1985-86--1990-91 359 108 115 223 275 78 12 30 42 89	
BYCE, John ... Center ... 6'1" ... 180 ... Aug. 9, 1967 in Madison WI (#42) ... Eleventh pick, 220th overall, in the 1985 NHL Entry Draft ... Traded to Washington with Dennis Smith for Brent Hughes and 1992 twelfth round draft pick (Evgeny Pavlov), Feb. 24, 1992 1989-90--1991-92 21 2 3 5 6 8 2 0 2 2	
BYERS, Gordon ... Defense ... 5'10" ... 182 ... Mar. 11, 1930 in Eganville ONT Signed as a free agent, Oct. 3, 1950 1949-50 1 0 1 1 0 - - - - -	
BYERS, Lyndon ... Right Wing ... 6'1" ... 200 ... Feb. 29, 1964 in Nipawin SASK (#8; #12; #33; #34) ... Third pick (second round), 39th overall, in the 1982 NHL Entry Draft 1983-84--1991-92 261 24 42 66 959 37 2 2 4 96	

- C -



CAFFERY, Jack ... Center ... 6'0" ... 165 ... June 30, 1934 in Kingston ONT (#18) ... Claimed from Pittsburgh/AHL in Inter-League Draft, June 5, 1956 1956-57--1957-58 54 3 2 5 22 10 1 0 1 4	
CAHILL, Charles ... Right Wing ... 5'10" ... 180 ... Jan. 4, 1904 in Summerside PEI (#3; #10; #11; #14) ... Signed as a free agent, Dec. 1, 1925 ... Traded to New Haven/Can-Am for cash, Jan. 31, 1927 1925-26--1926-27 32 0 1 1 4 - - - - -	
CAIN, Herb ... Left Wing ... 5'11" ... 180 ... Dec. 24, 1912 in Newmarket ONT (#4) ... Acquired from Montreal for Charlie Sands and Ray Getliffe, Oct. 10, 1939 1939-40--1945-46 314 140 119 259 81 45 14 11 25 9	
CALLADINE, Norm ... Center ... 5'9" ... 155 ... July 30, 1916 in Peterborough ONT (#7) ... Acquired from Providence/AHL with Oscar Aubuchon and Ab DeMarco for cash, Mar. 8, 1943 1942-43--1944-45 63 19 29 48 8 - - - - -	
CAMPBELL, Wade ... Defense ... 6'4" ... 220 ... Jan. 2, 1961 in Peace River ALTA (#28; #38) ... Acquired from Winnipeg for Bill Derlago, Jan. 31, 1986 1985-86--1987-88 28 0 4 4 60 4 0 0 0 11	
CAPUANO, Jack ... Defense ... 6'2" ... 210 ... July 7, 1966 in Cranston RI (#23) ... Signed as a free agent, Aug. 1, 1991 1991-92 2 0 0 0 0 - - - - -	
CAREY, Jim ... Goal ... 6'2" ... 205 ... May 31, 1974 in Dorchester MA (#30) ... Acquired from Washington with Jason Allison, Anson Carter and 1997 third round draft pick (Lee Goren) for Bill Ranford, Adam Oates and Rick Tocchet, Mar. 1, 1997 1996-97--1997-98 29 - 0 0 0 0 - - - - -	
CARLETON, Wayne ... Left Wing ... 6'3" ... 212 ... Aug. 4, 1946 in Sudbury ONT (#11) ... Acquired from Toronto for Jim Harrison, Dec. 10, 1969 ... Claimed by California in Intra-League Draft, June 8, 1971 1969-70--1970-71 111 28 43 71 67 18 2 4 6 14	
CARPENTER, Bob ... Center ... 6'0" ... 200 ... July 13, 1963 in Beverly MA (#11) ... Acquired from Los Angeles for Steve Kasper as future considerations portion of Jan. 22, 1989 Jay Miller trade, Jan. 23, 1989	

1988-89--1991-92 187 63 71 134 175 38 5 9 14 51	
CARROLL, George ... Defense ... 6'2" ... 210 ... June 3, 1897 in Moncton NB (#2; #3) ... Acquired from Montreal Maroons for Ernie Parkes, Dec. 19, 1924 1924-25 11 0 0 9 - - - - -	
CARSON, Bill ... Center ... 5'8" ... 158 ... Nov. 25, 1900 in Bracebridge ONT (#15; #10) ... Acquired from Toronto for cash, Jan. 25, 1929 ... Traded to London/IHL for cash, Nov. 24, 1930 1928-29--1929-30 63 11 6 17 34 11 3 0 3 14	
CARTER, Anson ... Left Wing ... 6'1" ... 185 ... June 6, 1974 in Toronto ONT (#11; #33) ... Acquired from Washington with Jim Carey, Jason Allison and 1997 third round draft pick (Lee Goren) for Bill Ranford, Adam Oates and Rick Tocchet, Mar. 1, 1997 ... Traded to Edmonton with 2001 first (Ales Hemsky) and second (Doug Lynch) round draft picks for Bill Guerin and 2001 first round draft pick (Shaone Morrisson), Nov. 15, 2000 1996-97--1999-2000 211 70 73 143 102 18 5 4 9 0	
CARTER, Billy ... Center ... 5'11" ... 155 ... Dec. 2, 1937 in Cornwall ONT (#12) ... Acquired from Montreal for cash, June 6, 1960 ... Traded to Montreal for cash, Nov., 1961 1960-61 8 0 0 0 2 - - - - -	
CARTER, John ... Left Wing ... 5'10" ... 181 ... May 3, 1963 in Winchester MA (#8; #31; #32) ... Signed as a free agent, Mar. 27, 1986 1985-86--1990-91 185 33 41 74 120 31 7 5 12 51	
CARVETH, Joe ... Right Wing ... 5'10" ... 180 ... Mar. 21, 1918 in Regina SASK (#9) ... Acquired from Detroit for Roy Conacher, Aug., 1946 ... Traded to Montreal for Jimmy Peters and John Quilty, Dec. 16, 1947 1946-47--1947-48 73 29 24 53 20 5 2 1 3 0	
CASEY, Jon ... Goal ... 5'10" ... 155 ... Mar. 29, 1962 in Grand Rapids MN (#30) ... Acquired from Dallas for Andy Moog as future considerations portion of June 20, 1993 Gord Murphy trade, June 25, 1993 1993-94 57 - 2 2 14 11 - 0 0 0	
CASHMAN, Wayne ... Left Wing ... 6'1" ... 208 ... June 24, 1945 in Kingston ONT ... (#12) 1964-65; 1967-68--1982-83 1027 277 516 793 1041 145 31 57 88 250	
CHADWICK, Ed ... Goal ... 5'11" ... 184 ... May 8, 1933 in Fergus ONT (#1) ... Acquired from Toronto for Don Simmons, Jan. 31, 1961 ... Traded to Detroit with Barry Ashbee for Bob Perreault, June, 1962 1961-62 4 - 0 0 0 - - - - -	
CHAMBERLAIN, Erwin "Murph" ... Left Wing ... 5'11" ... 165 ... Feb. 14, 1915 in Shawville QBC (#19) ... Loaned by Montreal for cash, Sept., 1942 ... Returned to Montreal at end of 1942-43 season 1942-43 45 9 24 33 67 6 1 1 2 12	
CHAPMAN, Art ... Center ... 5'10" ... 170 ... May 29, 1906 in Winnipeg MAN (#15) ... Claimed from Providence/Can-Am in Inter-League Draft, May 13, 1929 ... Traded to NY Americans with Bob Gracie for Lloyd Gross and George Patterson, Jan. 11, 1934 1930-31--1933-34 159 23 32 55 65 10 0 1 1 9	
CHARA, Zdeno ... Defense ... 6'9" ... 260 ... Mar. 18, 1977 in Trencin SVK (#33) ... Signed as a free agent, July 1, 2006 2006-07--2008-09 237 47 97 144 309 18 2 4 6 24	
CHEEVERS, Gerry ... Goal ... 5'11" ... 185 ... Dec. 7, 1940 in St. Catharines ONT (#30; #31) ... Claimed from Toronto in Intra-League Draft, June 9, 1965 ... Signed with WHA in 1972 off-season ... Signed as a free agent, Jan. 27, 1976 1965-66--1971-72; 1975-76--1979-80 416 - 9 9 206 88 - 1 1 16	
CHERRY, Dick ... Defense ... 6'0" ... 195 ... Mar. 28, 1937 in Kingston ONT Claimed by Philadelphia in NHL Expansion Draft, June 6, 1967 ... Claimed from Philadelphia in Intra-League Draft, June 9, 1970 1956-57 6 0 0 0 4 - - - - -	
CHERRY, Don ... Defense ... 5'11" ... 180 ... Feb. 5, 1934 in Kingston ONT (#6) ... Traded to Springfield/AHL for cash, Sept., 1957 1954-55 - - - - - 1 0 0 0 0	
CHERVYAKOV, Denis ... Defense ... 6'0" ... 185 ... Apr. 20, 1970 in Leningrad RUS (#43) ... Ninth pick (eleventh round), 256th overall, in the 1992 NHL Entry Draft 1992-93 2 0 0 0 2 - - - - -	
CHEVELDAE, Tim ... Goal ... 5'10" ... 195 ... Feb. 15, 1968 in Melville SASK (#31) ... Signed as a free agent, Aug. 27, 1996 ... Retired as a player, Jan. 29, 1997 1996-97 2 - 0 0 0 - - - - -	
CHEVREFILS, Real ... Left Wing ... 5'10" ... 180 ... May 2, 1932 in Timmins ONT (#12) ... Traded to Detroit with Ed Sandford, Norm Corcoran, Gilles Boisvert and Warren Godfrey for Marcel Bonin, Terry Sawchuk, Vic Stasiuk and Lorne Davis, June 3, 1955 ... Acquired from Detroit with Jerry Toppazzini for Lorne Ferguson and Murray Costello, Jan. 17, 1956 1951-52--1958-59 349 101 93 194 161 30 5 4 9 20	
CHISHOLM, Art ... Center ... 5'9" ... 160 ... Nov. 11, 1939 in Arlington MA (#12) ... Signed as a free agent, Mar. 15, 1961 1960-61 3 0 0 0 0 - - - - -	
CHISTOV, Stanislav ... 5'10" ... 200 ... Apr. 17, 1983 in Chelyabinsk RUS (#13) ... Acquired from Anaheim for 2007 third round draft pick (Maxime Macenauer), Nov. 13, 2006 2006-07 60 5 8 13 36 - - - - -	
CHRISTIAN, Dave ... Right Wing ... 5'11" ... 175 ... May 12, 1959 in Warroad MN (#27) ... Acquired from Washington for Bobby Joyce, Dec. 13, 1989 ... Transferred to St. Louis with 1992 third (Vitali Prokhorov) and seventh (Lance Burns) round draft picks as compensation for free agent signings of Glen Featherstone and Dave Thomlinson, July 30, 1991 1989-90--1990-91 128 44 38 82 49 40 12 5 17 8	
CHURCH, Jack ... Defense ... 5'11" ... 180 ... May 24, 1915 in Kamsack SASK (#18; #19) ... Rights transferred from Brooklyn in Special Dispersal Draw, Sept. 11, 1943 ... Traded to NY Rangers for cash, Sept. 17, 1946 1945-46 43 2 6 8 28 9 0 0 0 4	



BOSTON BRUINS ALL-TIME ROSTER

CHYNOWETH, Dean ... Defense ... 6'1" ... 191 ... Oct. 30, 1968 in Calgary ALTA (#47; #28) ... Acquired from NY Islanders for 1996 fifth round draft pick (Petr Sachtl), Dec. 9, 1995	94	2	8	10	259	4	0	0	0	24
CIMETTA, Robert ... Left/Right Wing ... 6'0" ... 190 ... Feb. 15, 1970 in Toronto ONT (#14) ... First pick, 18th overall, in the 1988 NHL Entry Draft ... Traded to Toronto for Steve Bancroft, Nov. 9, 1990	54	10	9	19	33	1	0	0	0	15
CLAPPER, Aubrey "Dit" ... Right Wing/Defense ... 6'2" ... 195 ... Feb. 9, 1907 in Newmarket ONT (#12; #5) ... Acquired from Boston/Can-Am for cash, Oct. 25, 1927 ... Retired as a player, Feb. 12, 1947	833	228	246	474	462	82	13	17	30	50
CLARK, Gordie ... Right Wing ... 5'10" ... 180 ... May 31, 1952 in Glasgow SCOT (#28; #29) ... Seventh pick, 112th overall, in the 1972 NHL Amateur Draft	8	0	1	1	0	1	0	0	0	0
CLARK, Patrick "Nobby" ... Defense ... 6'1" ... 190 ... June 18, 1897 in Orillia ONT Acquired from Minnesota/AHA with Norman Gainor for Red Stuart, cash and future considerations, Oct. 24, 1927 ... Traded to New Haven/Can-Am with Billy Coutu for cash, Jan. 5, 1928	5	0	0	0	0	-	-	-	-	-
CLEGGHORN, Sprague ... Defense ... 5'10" ... 190 ... Mar. 11, 1890 in Montreal QBC (#3; #1) ... Acquired from Montreal for cash, Nov. 8, 1925	109	15	8	23	147	10	0	1	1	8
COFFEY, Paul ... Defense ... 6'0" ... 205 ... June 1, 1961 in Weston ONT (#74) ... Signed as a free agent, July 13, 2000 ... Bought out of contract, Dec. 15, 2000	18	0	4	4	30	-	-	-	-	-
COLVIN, Les ... Goal ... 5'6" ... 150 ... Feb. 8, 1921 in Oshawa ONT (#1) ... Loaned by Shawinigan/QSHL to replace injured Frank Brimsek, Jan. 22, 1949	1	-	0	0	0	-	-	-	-	-
CONACHER, Roy ... Left Wing ... 6'2" ... 175 ... Oct. 5, 1916 in Toronto ONT (#9) ... Traded to Detroit for Joe Carveth, Aug. 1946	1938-39-1941-42; 1945-46	166	94	51	145	40	37	11	11	22
CONNELLY, Wayne ... Center ... 5'10" ... 170 ... Dec. 16, 1939 in Rouyn QBC (#8; #17) ... Acquired from Montreal for loan of Bob Armstrong and Dallas Smith and cash, Oct. 26, 1961 ... Traded to San Francisco/WHL for cash, June 6, 1964 ... Acquired from San Francisco/WHL for cash, June 14, 1966 ... Claimed by Minnesota in NHL Expansion Draft, June 6, 1967	1961-62-1963-64; 1966-67	169	25	38	63	60	-	-	-	-
CONNOR, Harry ... Left Wing ... 6'0" ... 195 ... Dec. 3, 1904 in Ottawa ONT (#7) ... Acquired from Saskatoon/PrHL for cash, Oct., 1927 ... Traded to NY Americans for Red Green, May 18, 1928 ... Acquired from Ottawa for Bill Hutton, Jan. 30, 1930 ... Traded to Ottawa for Bill Hutton, Oct. 16, 1930	1927-28; 1929-30	55	9	1	10	40	8	0	0	0
COOK, Alex "Bud" ... Center ... 5'10" ... 160 ... Nov. 20, 1907 in Kingston ONT Acquired from Montreal for cash, May 13, 1931 ... Traded to Ottawa with Percy Galbraith and Ted Saunders for Bob Gracie, Oct. 4, 1933	1931-32	28	4	4	8	14	-	-	-	-
COOK, Fred "Bun" ... Left Wing ... 5'11" ... 180 ... Sept. 18, 1903 in Kingston ONT Acquired from NY Rangers for cash, Sept. 10, 1936	1936-37	40	4	5	9	8	-	-	-	-
COOK, Lloyd ... Defense ... 6'0" ... 170 ... Mar. 21, 1890 in Lynden ONT (#2) ... Acquired from Vancouver/WCHL for cash, Nov. 18, 1924	1924-25	4	1	0	1	0	-	-	-	-
COOPER, Carson ... Right Wing ... 5'7" ... 160 ... July 17, 1899 in Cornwall ONT (#5; #7) ... Signed as a free agent, Nov. 2, 1924 ... Traded to Montreal for Billy Boucher with right of recall, Jan. 17, 1927 ... Players returned to original teams, May 22, 1927 ... Traded to Detroit for cash, May 22, 1927	1924-25-1926-27	58	33	6	39	14	-	-	-	-
CORAZZINI, Carl ... Center ... 5'10" ... 182 ... Apr. 21, 1979 in Framingham MA (#52) ... Signed as a free agent, Aug. 8, 2001	2003-04	12	2	0	2	0	-	-	-	-
CORCORAN, Norm ... Center/Right Wing ... 5'10" ... 160 ... Aug. 15, 1931 in Toronto ONT (#22) ... Signed as a free agent, Mar. 23, 1950 ... Traded to Detroit with Gilles Boisvert, Real Chevrefils, Warren Godfrey and Ed Sandford for Vic Stasiuk, Marcel Bonin, Lorne Davis and Terry Sawchuk, June 3, 1955	1949-50; 1952-53; 1954-55	4	0	0	0	2	4	0	0	0
CORNFORTH, Mark ... Defense ... 6'1" ... 193 ... Nov. 13, 1972 in Montreal QBC (#40) ... Signed as a free agent, Oct. 6, 1995	1995-96	6	0	0	0	4	-	-	-	-
COSTELLO, Murray ... Center ... 6'3" ... 190 ... Feb. 24, 1934 in South Porcupine ONT (#21) ... Acquired from Chicago for Frank Martin, Oct. 4, 1954 ... Traded to Detroit with Lorne Ferguson for Real Chevrefils and Jerry Toppazzini, Jan. 17, 1956	1954-55-1955-56	95	10	17	27	44	1	0	0	0
COTE, Alain ... Defense ... 6'0" ... 207 ... Apr. 14, 1967 in Montmagny QBC (#26; #33; #37; #40) ... First pick (second round), 31st overall, in the 1985 NHL Entry Draft ... Traded to Washington for Bobby Gould, Sept. 28, 1989	1985-86-1988-89	68	2	9	11	65	-	-	-	-
COURTEAU, Maurice ... Goal ... 5'8" ... 162 ... Feb. 18, 1920 in Quebec City QBC ... (#1) 1943-44	1943-44	6	-	0	0	0	-	-	-	-
COURTNALL, Geoff ... Left Wing ... 6'1" ... 195 ... Aug. 18, 1962 in Duncan BC (#34; #32; #14) ... Signed as a free agent, July 6, 1983 ... Traded to Edmonton with Bill Ranford and 1988 second round draft pick (Petro Koivunen) for Andy Moog, Mar. 8, 1988	1983-84-1987-88	259	78	81	159	368	9	0	2	9

COUTU, Billy ... Defense ... 5'11" ... 190 ... Mar. 1, 1892 in North Bay ONT (#10) ... Acquired from Montreal for Amby Moran, Oct. 22, 1926 ... Suspended for life by NHL for assault on referee Jerry LaFlamme, Apr. 13, 1927 ... Traded to New Haven/Cam-Am with Nobby Clark for cash, Jan. 5, 1928	1926-27	40	1	1	2	35	7	1	0	1
COWLEY, Bill ... Center ... 5'10" ... 165 ... June 12, 1912 in Bristol QBC (#10; #17) ... Claimed from St. Louis in Dispersal Draft, Oct. 15, 1935	1935-36-1946-47	508	190	346	536	133	64	12	34	46
CRAIG, Jim ... Goal ... 6'1" ... 190 ... May 31, 1957 in North Easton MA (#30) ... Acquired from Atlanta for 1980 second round (Steve Konroyd) and 1981 third round (Mike Vernon) draft picks, June 2, 1980	1980-81	23	-	1	1	11	-	-	-	-
CRAWFORD, John ... Defense ... 5'11" ... 200 ... Oct. 26, 1916 in Dublin ONT (#6; #19) ... Signed as a free agent, Oct. 26, 1937	1937-38-1949-50	548	38	140	178	202	66	3	13	16
CRAWFORD, Lou ... Left Wing ... 6'0" ... 185 ... Nov. 5, 1962 in Belleville ONT (#37; #39) ... Signed as a free agent, July 6, 1989	1989-90; 1991-92	26	2	1	3	29	1	0	0	0
CREIGHTON, Dave ... Center ... 6'1" ... 195 ... June 24, 1930 in Port Arthur ONT (#17) ... Signed as a free agent, Oct. 5, 1948 ... Traded to Toronto for Ferny Flaman, July 20, 1954	1948-49-1953-54	295	72	65	137	76	30	6	7	13
CRISP, Terry ... Center ... 5'10" ... 180 ... May 28, 1943 in Parry Sound ONT (#14) ... Claimed by St. Louis in NHL Expansion Draft, June 6, 1967	1965-66	3	0	0	0	0	-	-	-	-
CROWDER, Bruce ... Right Wing ... 6'0" ... 180 ... Mar. 25, 1957 in Essex ONT (#32) ... Signed as a free agent, Sept. 28, 1981 ... Claimed by Pittsburgh in NHL Waiver Draft, Oct. 9, 1984	1981-82-1983-84	217	43	44	87	133	31	8	4	12
CROWDER, Keith ... Right Wing ... 6'0" ... 190 ... Jan. 6, 1959 in Windsor ONT (#18) ... Fourth pick (third round), 57th overall, in the 1979 NHL Entry Draft	1980-81-1988-89	607	219	258	477	1261	78	13	22	35
CUDE, Wilf ... Goal ... 5'9" ... 146 ... July 4, 1910 in Barry SWales	1931-32	2	-	0	0	0	-	-	-	-
CUPOLO, Bill ... Right Wing ... 5'8" ... 170 ... Jan. 8, 1924 in Niagara Falls ONT ... (#11) 1944-45	1944-45	47	11	13	24	10	7	1	2	3
CURRAN, Brian ... Defense ... 6'5" ... 220 ... Nov. 5, 1963 in Toronto ONT (#34) ... Second pick, 22nd overall, in the 1982 NHL Entry Draft	1983-84-1985-86	115	3	7	10	407	5	0	0	11
CZERKAWSKI, Mariusz ... Right Wing ... 6'0" ... 200 ... Apr. 13, 1972 in Radomsko POL (#19; #29) ... Fifth pick, 106th overall, in the 1991 NHL Entry Draft ... Traded to Edmonton with Sean Brown and 1996 first round draft pick (Mathieu Descoteaux) for Bill Ranford, Jan. 11, 1996 ... Claimed off waivers from Toronto, Mar. 8, 2006	1993-94-1995-96; 2005-06	100	23	22	45	45	18	4	3	7

- D -



DAFOE, Byron ... Goal ... 5'11" ... 190 ... Feb. 25, 1971 in Sussex ENG (#34) ... Acquired from Los Angeles with Dmitri Khristich for Jozef Stumpel, Sandy Moger and 1998 fourth round draft pick (Pierre Dagenais), Aug. 29, 1997	1997-98-2001-02	283	-	8	8	60	24	-	0	0
DALLMAN, Kevin ... Defense ... 5'11" ... 195 ... Feb. 26, 1981 in Niagara Falls ONT (#58) ... Signed as a free agent, July 18, 2002 ... Claimed off waivers by St. Louis, Dec. 3, 2005	2005-06	21	0	1	1	8	-	-	-	-
DAMORE, Nick ... Goal ... 5'6" ... 160 ... July 10, 1916 in Niagara Falls ONT Loaned from Hershey/AHL to replace injured Frank Brimsek, Jan. 25, 1942 ... Returned to Hershey/AHL after the game	1941-42	1	-	0	0	0	-	-	-	-
DARRAGH, Hal ... Left Wing ... 5'10" ... 145 ... Sept. 13, 1902 in Ottawa ONT (#11) ... Acquired from Philadelphia for Ron Lyons and Bill Hutton, Dec. 8, 1930 ... Claimed off waivers by Toronto, June 8, 1931	1930-31	25	2	4	6	4	5	0	1	1
DASKALAKIS, Cleon ... Goal ... 5'9" ... 175 ... Sept. 29, 1962 in Boston MA (#35) ... Signed as a free agent, June 1, 1984	1984-85-1986-87	12	-	0	0	0	-	-	-	-
DAVIE, Bob ... Defense ... 6'0" ... 170 ... Sept. 12, 1912 in Beausejour MAN ... (#10; #16) 1933-34-1935-36	1933-34-1935-36	41	0	1	1	25	-	-	-	-
DAVIS, Lorne ... Right Wing ... 5'11" ... 190 ... July 20, 1920 in Regina SASK (#24) ... Acquired from Detroit with Terry Sawchuk, Vic Stasiuk and Marcel Bonin for Ed Sandford, Real Chevrefils, Norm Corcoran, Gilles Boisvert and Warren Godfrey, June 3, 1955	1955-56; 1959-60	25	1	2	3	10	-	-	-	-
DAVISON, Murray ... Defense ... 6'2" ... 190 ... June 10, 1938 in Brantford ONT	1965-66	1	0	0	0	0	-	-	-	-
DEFELICE, Norm ... Goal ... 5'10" ... 150 ... Jan. 19, 1933 in Schumacher ONT Traded to Springfield/AHL with future considerations (Floyd Smith, June, 1957) and loan of Jack Bionda for Don Simmons, Jan. 22, 1957	1956-57	10	-	0	0	0	-	-	-	-



BOSTON BRUINS ALL-TIME ROSTER

DeGUIDICE, Matt ... Goal ... 5'9" ... 170 ... Mar. 5, 1967 in West Haven CT (#33; #70) ... Fifth pick (fourth round), 77th overall, in the 1987 NHL Entry Draft 1990-91--1991-92 11 0 0 0 2 - - - - -	
DELMONTE, Armand ... Right Wing ... 5'10" ... 170 ... June 3, 1927 in Timmins ONT 1945-46 1 0 0 0 0 - - - - -	
DeMARCO, Albert G. ... Center ... 6'0" ... 168 ... May 10, 1916 in North Bay ONT (#17) ... Acquired from Providence/AHL with Oscar Aubuchon and Norm Calladine for cash, Mar. 8, 1943 ... Traded to NY Rangers for cash, Nov., 1943 1942-43--1943-44 6 4 1 5 0 9 3 0 3 2	
DeMARCO, Albert T. ... Defense ... 6'0" ... 170 ... Feb. 27, 1949 in Cleveland OH (#19) ... Signed as a free agent, Oct. 23, 1978 1978-79 3 0 0 0 0 - - - - -	
DEMPSEY, Nathan ... Defense ... 6'0" ... 190 ... July 14, 1974 in Spruce Grove ALTA (#29; #21) ... Signed as a free agent, July 28, 2006 2006-07 17 0 1 1 6 - - - - -	
DENNENY, Cy ... Left Wing ... 5'7" ... 168 ... Dec. 23, 1891 in Farrow's Point ONT (#16) ... Acquired from Ottawa for cash, Oct. 25, 1928 1928-29 23 1 2 3 2 2 0 0 0 0	
DERLAGO, Bill ... Center ... 5'10" ... 194 ... Aug. 25, 1958 in Birtle MAN (#14) ... Acquired from Toronto for Tom Fergus, Oct. 11, 1985 ... Traded to Winnipeg for Wade Campbell, Jan. 31, 1986 1985-86 39 5 16 21 15 - - - - -	
DILLABOUGH, Bob ... Center ... 5'10" ... 180 ... Apr. 27, 1941 in Belleville ONT (#22) ... Acquired from Detroit with Al Langlois, Ron Harris and Parker MacDonald for Ab McDonald, Bob McCord and Ken Stephenson, May 31, 1965 ... Claimed by Pittsburgh in NHL Expansion Draft, June 6, 1967 1965-66--1966-67 113 13 25 38 32 - - - - -	
DiMAIO, Rob ... Right Wing ... 5'10" ... 190 ... Feb. 19, 1968 in Calgary ALTA (#19) ... Acquired from San Jose for 1997 fifth round draft pick (Adam Nittel), Sept. 30, 1996 ... Traded to NY Rangers for Mike Knuble, Mar. 10, 2000 1996-97--1999-2000 272 35 62 97 301 18 3 0 3 16	
DOAK, Gary ... Defense ... 5'11" ... 175 ... Feb. 26, 1946 in Goderich ONT (#25) ... Acquired from Detroit with Bill Lesuk, Ron Murphy and future considerations (Steve Atkinson, June 6, 1966) for Dean Prentice and Leo Boivin, Feb. 16, 1966 ... Claimed by Vancouver in NHL Expansion Draft, June 10, 1970 ... Acquired from Detroit for Ace Bailey and future considerations (Murray Wing, June 4, 1973), Mar. 1, 1973 1965-66--1969-70; 1972-73--1980-81 609 20 81 101 656 66 2 4 6 75	
DOBBIN, Brian ... Right Wing ... 5'11" ... 205 ... Aug. 18, 1966 in Petrolia ONT (#51) ... Acquired from Philadelphia with Gord Murphy, 1992 third round (Sergei Zholtok) and 1993 fourth round (Charles Paquette) draft picks for Garry Galley, Wes Walz and 1993 third round draft pick (Milos Holan), Jan. 2, 1992 1991-92 7 1 0 1 22 - - - - -	
DONATELLI, Clark ... Left Wing ... 5'10" ... 180 ... Nov. 22, 1967 in Providence RI (#50) ... Signed as a free agent, Mar. 10, 1992 1991-92 10 0 1 1 22 2 0 0 0 0	
DONATO, Ted ... Left Wing ... 5'10" ... 180 ... Apr. 28, 1969 in Boston MA (#46; #21; #40) ... Sixth pick (fifth round), 98th overall, in the 1987 NHL Entry Draft ... Traded to NY Islanders for Ken Belanger, Nov. 7, 1998 ... Signed as a free agent, July 22, 2003 1991-92--1998-99; 2003-04 528 119 147 266 297 49 8 9 17 22	
DONNELLY, Dave ... Center ... 5'11" ... 185 ... Feb. 2, 1962 in Edmonton ALTA (#29) ... Acquired from Minnesota with Brad Palmer for Boston agreeing not to select Brian Bellows in 1982 Entry Draft, June 9, 1982 ... Traded to Detroit for Dwight Foster, Mar. 11, 1986 1983-84--1985-86 62 9 12 21 65 4 0 0 0 0	
DONOVAN, Shean ... Right Wing ... 6'2" ... 208 ... Jan. 22, 1975 in Timmins ONT (#22) ... Signed as a free agent, July 2, 2006 ... Traded to Ottawa for Peter Schaefer, July 17, 2007 2006-07 76 6 11 17 56 - - - - -	
DORNHOEFER, Gary ... Right Wing ... 6'1" ... 190 ... Feb. 2, 1943 in Kitchener ONT (#8; #27) ... Claimed by Philadelphia in NHL Expansion Draft, June 6, 1967 1963-64--1965-66 62 12 12 24 35 - - - - -	
DOULL, Doug ... Left Wing ... 6'2" ... 216 ... May 31, 1974 in Glace Bay NS (#56) ... Signed as a free agent, July 28, 2003 2003-04 35 0 1 1 132 - - - - -	
DOURIS, Peter ... Right Wing ... 6'1" ... 195 ... Feb. 19, 1966 in Toronto ONT (#16) ... Signed as a free agent, June 27, 1989 1989-90--1992-93 148 24 25 49 38 26 3 5 8 14	
DOWNEY, Aaron ... Right Wing ... 6'0" ... 210 ... Aug. 27, 1974 in Shelburne ONT (#45) ... Signed as a free agent, Jan. 20, 1998 1999-2000 1 0 0 0 0 - - - - -	
DROUIN, P. C. ... Left Wing ... 6'2" ... 208 ... Apr. 22, 1974 in St. Lambert QBC (#40) ... Signed as a free agent, Oct. 14, 1996 1996-97 3 0 0 0 0 - - - - -	
DUFOR, Luc ... Left Wing ... 5'11" ... 180 ... Feb. 13, 1963 in Chicoutimi QBC (#29) ... Second pick, 35th overall, in the 1981 NHL Entry Draft ... Traded to Quebec with 1985 fourth round draft pick (Peter Massey) for Louis Sleigher, Oct. 25, 1984 1982-83--1983-84 114 20 15 35 154 17 1 0 1 30	
DUGUID, Lorne ... Left Wing ... 5'11" ... 185 ... Apr. 4, 1910 in Bolton ONT (#16) ... Acquired from Detroit for Gene Carrigan, Dec. 29, 1935 1935-36--1936-37 30 2 4 6 4 - - - - -	
DUMART, Woody ... Left Wing ... 6'0" ... 190 ... Dec. 23, 1916 in Berlin ONT (#14) ... Signed as a free agent, Oct. 9, 1935 1935-36--1941-42; 1945-46--1953-54 772 211 218 429 99 88 12 15 27 23	

DUNBAR, Dale ... Defense ... 6'0" ... 200 ... Oct. 14, 1961 in Winthrop MA (#45) ... Signed as a free agent, Aug. 25, 1987 1988-89 1 0 0 0 0 - - - - -	
---	--

- E -



EDESTRAND, Darryl ... Defense ... 5'11" ... 180 ... Nov. 6, 1945 in Strathroy ONT (#6) ... Acquired from Pittsburgh for Nick Beverley, Oct. 25, 1973 ... Traded to Los Angeles for cash, Mar. 13, 1978 1973-74--1977-78 215 8 37 45 195 34 2 6 8 47	
EGAN, Pat ... Defense ... 5'10" ... 195 ... Apr. 25, 1918 in Blackie ALTA (#2; #4) ... Acquired from Detroit for Bill Hollett, Jan. 5, 1944 ... Traded to NY Rangers for Billy Moe, Lorne Ferguson and future considerations, Oct. 7, 1949 1943-44--1948-49 294 47 85 132 435 32 6 3 9 38	
EHMAN, Gerry ... Right Wing ... 6'0" ... 190 ... Nov. 3, 1932 in Cudworth SASK Claimed from Detroit in Inter-League Draft, June 1, 1953 1957-58 1 1 0 1 0 - - - - -	
ELIK, Todd ... Center ... 6'2" ... 195 ... Apr. 15, 1966 in Brampton ONT (#20) ... Signed as a free agent, Aug. 8, 1995 1995-96--1996-97 90 17 45 62 56 4 0 2 2 16	
ELLETT, Dave ... Defense ... 6'2" ... 205 ... Mar. 30, 1964 in Cleveland OH (#44) ... Signed as a free agent, July 29, 1997 1997-98--1998-99 136 3 26 29 92 14 0 1 1 10	
ELORANTA, Mikko ... Left Wing ... 6'0" ... 185 ... Aug. 24, 1972 in Turku FIN (#22) ... Ninth pick, 247th overall, in the 1999 NHL Entry Draft ... Traded to Los Angeles with Jason Allison for Glen Murray and Jozef Stumpel, Oct. 24, 2001 1999-2000--2001-02 118 18 23 41 76 - - - - -	
EMMA, David ... Center ... 5'11" ... 180 ... Jan. 14, 1969 in Cranston RI (#52) ... Signed as a free agent, Aug. 27, 1996 1996-97 5 0 0 0 0 - - - - -	
EMMONS, John ... Center ... 6'2" ... 203 ... Aug. 17, 1974 in San Jose CA (#23) ... Signed as a free agent, Aug. 8, 2001 2001-02 22 0 2 2 16 - - - - -	
EMMS, Leighton "Hap" ... Left Wing/Defense ... 6'0" ... 190 ... Jan. 12, 1905 in Barrie ONT Signed as a free agent, Oct. 28, 1934 ... Traded to NY Americans with Obs Heximer for Walter Jackson, Dec. 13, 1934 1934-35 11 1 1 2 8 - - - - -	
ERICKSON, Aut ... Defense ... 6'1" ... 188 ... Jan. 25, 1938 in Lethbridge ALTA (#11) ... Claimed from Chicago in Intra-League Draft, June 10, 1959 ... Claimed by Chicago in Intra-League Draft, June 13, 1961 1959-60--1960-61 126 3 12 15 94 - - - - -	
ERICKSON, Grant ... Left Wing ... 5'9" ... 165 ... Apr. 28, 1947 in Pierceland SASK Claimed by Minnesota in Intra-League Draft, June 11, 1969 1968-69 2 1 0 1 0 - - - - -	
ESPOSITO, Phil ... Center ... 6'1" ... 205 ... Feb. 20, 1942 in Sault Ste. Marie ONT (#7) ... Acquired from Chicago with Ken Hodge and Fred Stanfield for Pit Martin, Jack Norris and Gilles Marotte, May 15, 1967 ... Traded to NY Rangers with Carol Vadnais for Brad Park, Jean Ratelle and Joe Zanussi, Nov. 7, 1975 1967-68--1975-76 625 459 553 1012 512 71 46 56 102 81	
EVANS, Claude ... Goal ... 5'8" ... 165 ... Apr. 28, 1933 in Longueuil QBC Loaned from Springfield/AHL to replace injured Harry Lumley, Mar. 6, 1958 1957-58 1 0 0 0 0 - - - - -	
EZINICKI, Bill ... Right Wing ... 5'10" ... 170 ... Mar. 11, 1924 in Winnipeg MAN (#21) ... Acquired from Toronto with Vic Lynn for Ferny Flaman, Ken Smith, Phil Maloney and Leo Boivin, Nov. 16, 1950 ... Traded to Toronto for cash, Jan. 28, 1952 1950-51--1951-52 81 21 24 45 166 6 1 1 2 18	

- F -



FEATHERSTONE, Glen ... Defense ... 6'4" ... 209 ... July 8, 1968 in Toronto ONT (#6) ... Signed as a free agent, July 25, 1991 ... Traded to NY Rangers for Daniel Lacroix, Aug. 19, 1994 1991-92--1993-94 99 7 13 20 274 1 0 0 0 0	
FERENCE, Andrew ... Defense ... 5'10" ... 191 ... Mar. 17, 1979 in Edmonton ALTA (#21) ... Acquired from Calgary with Chuck Kobasew for Brad Stuart, Wayne Primeau and Washington's 2008 fourth round draft pick (T.J. Brodie), Feb. 10, 2007 2006-07--2008-09 132 3 31 34 121 10 0 4 4 10	
FERGUS, Tom ... Center ... 6'3" ... 210 ... June 16, 1962 in Chicago IL (#28) ... Second pick (third round), 60th overall, in the 1980 NHL Entry Draft ... Traded to Toronto for Bill Derlago, Oct. 11, 1985 1981-82--1984-85 289 98 138 236 138 29 7 2 9 28	



BOSTON BRUINS ALL-TIME ROSTER

FERGUSON, Lorne ... Left Wing ... 6'0" ... 175 ... May 26, 1930 in Palmerston ONT (#12; #23; #24) ... Acquired from NY Rangers with Billy Moe and future considerations for Pat Egan, Oct. 7, 1949 ... Traded to Detroit with Murray Costello for Real Chevrefils and Jerry Toppazzini, Jan. 17, 1956 1949-50--1951-52; 1954-55--1955-56 201 47 41 88 87 10 2 0 2 4
FERNANDEZ, Manny ... Goal ... 6'0" ... 207 ... Aug. 27, 1974 in Etobicoke ONT (#35) ... Acquired from Minnesota for Petr Kalus and 2009 fourth round draft pick (Alexander Fallstrom), July 1, 2007 2007-08--2008-09 32 - 0 0 2 - - - - -
FERRARO, Peter ... Right Wing ... 5'10" ... 180 ... Jan. 24, 1973 in Port Jefferson NY (#42) ... Signed as a free agent, Aug. 5, 1998 ... Claimed by Atlanta in NHL Expansion Draft, June 25, 1999 ... Acquired from Atlanta for Randy Robitaille, June 25, 1999 1998-99--1999-2000 51 6 9 15 44 - - - - -
FIEDLER, Guyle ... Center ... 5'9" ... 165 ... Nov. 21, 1930 in Potlatch ID (#20) ... Acquired from Seattle/WHL for cash, Oct. 1953 ... Claimed from Seattle/WHL in Inter-League Draft, June 5, 1957 ... Traded to Detroit for cash, June 15, 1957 1953-54 - - - - - 2 0 0 0 2
FILLION, Marcel ... Left Wing ... 5'7" ... 175 ... May 28, 1923 in Thetford Mines QBC 1944-45 1 0 0 0 0 - - - - -
FILMORE, Tom ... Right Wing ... 5'11" ... 189 ... Date unknown in Thamesford ONT Acquired from NY Americans for Jim Klein, Feb. 12, 1933 ... Traded to Montreal with cash for Tony Savage, Nov. 5, 1934 1932-33--1933-34 4 0 0 0 0 - - - - -
FINLEY, Brian ... Goal ... 6'3" ... 200 ... July 3, 1981 in Sault Ste. Marie ONT (#60) ... Signed as a free agent, July 17, 2006 2006-07 2 - 0 0 0 - - - - -
FINNIGAN, Eddie ... Left Wing ... 5'8" ... 170 ... May 23, 1913 in Shawville QBC Acquired from NY Americans for cash, Dec. 19, 1935 ... Traded to Providence/AHL for cash, Oct. 7, 1936 1935-36 3 0 0 0 0 - - - - -
FISHER, Duncan ... Right Wing ... 5'7" ... 170 ... Aug. 30, 1927 in Regina SASK (#9) ... Acquired from NY Rangers with future considerations (Nov. 20, 1950 loan of Alex Kaleta to Hershey/AHL) for Ed Harrison and Zello Toppazzini, Nov. 16, 1950 ... Traded to Hershey/AHL with Ellard O'Brien for Ray Gariepy, June, 1953 1950-51--1952-53 125 24 33 57 22 8 1 0 1 0
FITZGERALD, Tom ... Right Wing ... 6'0" ... 195 ... Aug. 28, 1969 in Billerica MA (#12) ... Signed as a free agent, July 28, 2004 ... Retired as a player, Sept. 12, 2006 2005-06 71 4 6 10 40 - - - - -
FLAMAN, Ferny ... Defense ... 5'10" ... 190 ... Jan. 25, 1927 in Dysart SASK (#4; #10; #14) ... Traded to Toronto with Ken Smith, Phil Maloney and Leo Boivin for Bill Ezinicki and Vic Lynn, Nov. 16, 1950 ... Acquired from Toronto for Dave Creighton, July 20, 1954 1944-45--1950-51; 1954-55--1960-61 682 30 147 177 1002 48 3 6 9 67
FLEMING, Reggie ... Defense/Left Wing ... 5'8" ... 170 ... Apr. 21, 1936 in Montreal QBC (#19) ... Acquired from Chicago with Ab McDonald for Doug Mohns, June 8, 1964 ... Traded to NY Rangers for John McKenzie, Jan. 10, 1966 1964-65--1965-66 101 22 29 51 178 - - - - -
FLOCKHART, Ron ... Center ... 5'11" ... 190 ... Oct. 10, 1960 in Smithers BC (#36) ... Acquired from St. Louis for future considerations, Feb. 13, 1989 1988-89 4 0 0 0 0 - - - - -
FORBES, Dave ... Left Wing ... 5'10" ... 180 ... Nov. 16, 1948 in Montreal QBC (#14) ... Signed as a free agent, Sept., 1973 ... Claimed by Washington in Waiver Draft, Oct. 10, 1977 1973-74--1976-77 284 53 52 105 220 45 1 4 5 13
FORBES, Mike ... Defense ... 6'2" ... 200 ... Sept. 20, 1957 in Brampton ONT (#6) ... Third pick, 52nd overall, in the 1977 NHL Amateur Draft ... Claimed by Edmonton in NHL Expansion Draft, June 13, 1979 1977-78 32 0 4 4 15 - - - - -
FOSTER, Dwight ... Right Wing ... 5'10" ... 190 ... Apr. 2, 1957 in Toronto ONT (#27; #20) ... First pick, 16th overall, in the 1977 NHL Amateur Draft ... Acquired from Detroit for Dave Donnelly, Mar. 11, 1986 1977-78--1980-81; 1985-86--1986-87 252 51 82 133 165 29 5 11 16 4
FOSTER, Harry "Yip" ... Defense ... 6'6" ... 198 ... Nov. 25, 1907 in Guelph ONT Acquired from NY Rangers with cash for Bill Regan, Feb. 17, 1930 ... Traded to Tulsa/AHA for cash, Jan. 6, 1933 1931-32 34 1 2 3 12 - - - - -
FOSTER, Norm ... Goal ... 5'9" ... 175 ... Feb. 10, 1965 in Vancouver BC (#29; #36) ... Eleventh pick, 231st overall, in the 1983 NHL Entry Draft ... Traded to Edmonton for 1992 sixth round draft pick (Jiri Dopita), Sept. 11, 1991 1990-91 3 - 0 0 0 - - - - -
FOWLER, Norman "Hec" ... Goal ... 5'11" ... 190 ... Oct. 14, 1892 in Saskatoon SASK (#1) ... Acquired from Victoria/PCHA for cash, Oct. 29, 1924 1924-25 7 - 0 0 0 - - - - -
FRANKS, Jim ... Goal ... 5'11" ... 156 ... Nov. 8, 1914 in Melville SASK Loaned from Detroit to replace injured Bert Gardiner, Jan. 29, 1944 1943-44 1 - 0 0 0 - - - - -
FREDRICKSON, Frank ... Center ... 5'11" ... 180 ... June 11, 1895 in Winnipeg MAN (#5) ... Acquired from Detroit with Harry Meeking for Duke Keats and Archie Briden, Jan. 7, 1927 ... Traded to Pittsburgh for Mickey Mackay and cash, Dec. 21, 1928 1926-27--1928-29 81 27 12 39 140 10 2 3 5 24
FROST, Harry ... Right Wing ... 5'11" ... 165 ... Aug. 17, 1914 in Kerr Lake ONT ... (#4) 1938-39 4 0 0 0 0 1 0 0 0 0

- G -



GAGNE, Art ... Right Wing ... 5'7" ... 160 ... Oct. 11, 1897 in Ottawa ONT Acquired from Montreal for cash, May 13, 1929 ... Traded to Ottawa for cash, Dec. 21, 1929 1929-30 6 0 1 1 6 - - - - -
GAGNE, Pierre ... Left Wing ... 6'1" ... 180 ... June 5, 1940 in North Bay ONT 1959-60 2 0 0 0 0 - - - - -
GAGNON, Johnny ... Right Wing ... 5'5" ... 140 ... June 8, 1905 in Chicoutimi QBC Acquired from Montreal for Joe Lamb, Oct. 2, 1934 ... Traded to Montreal for cash, Jan. 9, 1935 1934-35 24 1 1 2 9 - - - - -
GAINOR, Norman "Dutch" ... Center ... 6'1" ... 170 ... Apr. 10, 1904 in Calgary ALTA (#8) ... Acquired from Minneapolis/AHA with Nobby Clark for Red Stuart, cash and future considerations, Oct. 24, 1927 ... Traded to NY Rangers for Joe Jerwa, Aug. 25, 1931 1927-28--1930-31 163 48 43 91 118 15 2 1 3 12
GALBRAITH, Percy ... Left Wing/Defense ... 5'10" ... 162 ... Dec. 5, 1898 in Toronto ONT (#6) ... Acquired from St. Paul/AHA with Bill Hill for cash, Jan. 3, 1926 ... Traded to Ottawa with Ted Saunders and Bud Cook for Bob Gracie, Oct. 4, 1933 ... Signed as a free agent, Nov. 21, 1933 1926-27--1933-34 345 29 31 60 224 31 4 7 11 24
GALLEY, Garry ... Defense ... 6'0" ... 204 ... Apr. 16, 1963 in Montreal QBC (#28) ... Signed as a free agent, July 8, 1988 ... Traded to Philadelphia with Wes Walz and 1993 third round draft pick (Milos Holan) for Gord Murphy, Brian Dobbin, 1992 third round (Sergei Zholtok) and 1993 fourth round (Charles Paquette) draft picks, Jan. 2, 1992 1988-89--1991-92 257 24 82 106 322 46 4 9 13 84
GALLINGER, Don ... Center ... 6'0" ... 170 ... Apr. 16, 1925 in Port Colborne ONT ... (#11) 1942-43--1943-44; 1945-46--1947-48 222 65 88 153 89 23 5 5 10 19
GAMBLE, Bruce ... Goal ... 5'9" ... 200 ... May 24 1938 in Port Arthur ONT (#1) ... Claimed from NY Rangers in Intra-League Draft, June 10, 1959 ... Loaned to Portland/WHL as future considerations portion of May, 1961 Don Head trade, Sept., 1961 ... Traded to Springfield/AHL with Terry Gray, Randy Miller and Dale Rolfe for Bob McCord, June, 1963 1960-61--1961-62 80 - 0 0 18 - - - - -
GARDINER, Bert ... Goal ... 5'11" ... 160 ... Mar. 25, 1913 in Saskatoon SASK (#1) ... Acquired from Montreal for cash, Oct. 30, 1943 1943-44 41 - 1 1 - - - - -
GARDNER, Cal ... Center ... 6'1" ... 172 ... Oct. 30, 1924 in Transcona MAN (#9) ... Acquired from Chicago for cash, June 26, 1953 1953-54--1956-57 280 57 83 140 225 19 3 2 5 6
GARIEPY, Ray ... Defense ... 5'9" ... 180 ... Sept. 4, 1928 in Toronto ONT Signed as a free agent, Oct. 8, 1953 ... Traded to Toronto for John Henderson, Sept. 23, 1954 1953-54 35 1 6 7 39 - - - - -
GAUDREAU, Armand ... Left Wing ... 5'9" ... 155 ... July 14, 1921 in Lac St. Jean QBC (#14) ... Signed as a free agent, Nov. 2, 1944 1944-45 44 15 9 24 27 7 0 2 2 8
GAUTHIER, Jean ... Defense ... 6'1" ... 190 ... Apr. 29, 1937 in Montreal QBC (#27) ... Claimed from Philadelphia in Intra-League Draft, June 12, 1968 1968-69 11 0 2 2 8 - - - - -
GELINEAU, Jack ... Goal ... 6'0" ... 180 ... Nov. 11, 1924 in Toronto ONT (#1) ... Traded to Chicago for cash, Nov. 28, 1953 1948-49--1950-51 141 - 0 0 4 4 - 0 0 0
GENDRON, Jean-Guy ... Left Wing ... 5'9" ... 165 ... Aug. 30, 1934 in Montreal QBC (#23) ... Claimed from NY Rangers in Intra-League Draft, June 3, 1958 ... Traded to Montreal for Andre Pronovost, Nov. 27, 1960 ... Claimed from NY Rangers in Intra-League Draft, June 4, 1962 1958-59--1960-61; 1962-63--1963-64 260 66 62 128 230 7 1 0 1 18
GERAN, Gerry ... Center ... 5'9" ... 180 ... Aug. 3, 1896 in Holyoke MA (#9) ... Signed as a free agent, Nov. 23, 1925 ... Traded to St. Paul/AHA for cash, Nov. 4, 1926 1925-26 33 5 1 6 6 - - - - -
GETLIFFE, Ray ... Center/Left Wing ... 5'11" ... 175 ... Apr. 3, 1914 in Galt ONT (#6) ... Acquired from NY Rangers for cash, Dec. 28, 1935 ... Traded to Montreal with Charlie Sands for Herb Cain, Oct. 10, 1939 1935-36--1938-39 128 37 40 77 57 19 3 3 6 6
GIBBS, Barry ... Defense ... 5'11" ... 195 ... Sept. 28, 1948 in Lloydminster SASK (#24) ... First pick, first overall, in the 1966 NHL Amateur Draft ... Traded to Minnesota with Tommy Williams 1969 first round draft pick (Don Tannahill) and future considerations (Fred O'Donnell, May 7, 1971), May 7, 1969 1967-68--1968-69 24 0 0 0 4 - - - - -
GIBSON, Doug ... Center ... 5'10" ... 175 ... Sept. 28, 1953 in Peterborough ONT (#22; #27) ... Third pick, 36th overall, in the 1973 NHL Amateur Draft ... Claimed off waivers by Washington, May 29, 1977 1973-74; 1975-76 52 7 18 25 0 1 0 0 0 0
GILBERT, Gilles ... Goal ... 6'1" ... 175 ... Mar. 31, 1949 in St. Esprit QBC (#1) ... Acquired from Minnesota for Fred Stanfield, May 22, 1973 ... Traded to Detroit for Rogie Vachon, July 15, 1980 1973-74--1979-80 277 - 5 5 86 31 - 4 4 10



BOSTON BRUINS ALL-TIME ROSTER

GILBERT, Jeannot ... Center ... 5'10" ... 170 ... Dec. 29, 1940 in Grade Baie QBC Claimed by Pittsburgh in NHL Expansion Draft, June 6, 1967 1962-63; 1964-65 9 0 1 1 4 - - - - -	
GILL, Andre ... Goal ... 5'7" ... 145 ... Sept. 19, 1941 in Sorel QBC Loaned from Hershey/AHL to replace injured Gerry Cheevers, Dec. 23, 1967 1967-68 5 - 0 0 0 - - - - -	
GILL, Hal ... Defense ... 6'7" ... 250 ... Apr. 6, 1975 in Concord MA (#75; #25) ... Eighth pick, 207th overall, in the 1993 NHL Entry Draft 1997-98--2005-06 626 20 77 97 588 36 0 2 2 28	
GILLIS, Mike ... Left Wing ... 6'1" ... 195 ... Dec. 1, 1958 in Sudbury ONT (#14; #22; #34; #33) ... Acquired from Colorado for Bob Miller, Feb. 18, 1981 1980-81--1983-84 125 17 24 41 104 27 2 5 7 10	
GIRARD, Jonathan ... Defense ... 5'11" ... 192 ... May 27, 1980 in Joliette QBC (#55; #46) ... First pick (second round), 48th overall, in the 1998 NHL Entry Draft ... Retired due to injuries from car accident, Nov. 30, 2005 1998-99--2002-03 150 10 34 44 46 3 0 1 1 2	
GIROUX, Art ... Right Wing ... 5'10" ... 165 ... June 6, 1908 in Winnipeg MAN Acquired from Montreal for cash, Oct. 18, 1934 ... Traded to Detroit with Marty Barry for Cooney Weiland and Walt Buswell, June 30, 1935 1934-35 10 1 0 1 0 - - - - -	
GLADU, Jean-Paul ... Left Wing ... 5'11" ... 180 ... June 20, 1921 in St. Hyacinthe QBC (#19) ... Traded to St. Louis/AHL for cash, Dec. 6, 1945 ... Acquired from Cleveland/AHL with Joe Lund for Buck Davies and Vic Lynn, Dec. 10, 1951 1944-45 40 6 14 20 2 7 2 2 4 0	
GLENNON, Matt ... Left Wing ... 6'0" ... 185 ... Sept. 20, 1968 in Hull MA (#13; #39) ... Seventh pick (sixth round), 119th overall, in the 1987 NHL Entry Draft 1991-92 3 0 0 0 0 2 - - - - -	
GODFREY, Warren ... Defense ... 6'1" ... 190 ... Mar. 23, 1931 in Toronto ONT (#6; #25) ... Traded to Detroit with Gilles Boisvert, Real Chevrefils, Norm Corcoran and Ed Sandford for Marcel Bonin, Lorne Davis, Terry Sawchuk and Vic Stasiuk, June 3, 1955 ... Claimed from Detroit in Intra-League Draft, June 4, 1962 ... Traded to Detroit for Gerry Odrowski, Oct. 10, 1963 1952-53--1954-55; 258 9 48 57 225 18 0 1 1 6	
GOLDSWORTHY, Bill ... Right Wing ... 6'0" ... 190 ... Aug. 24, 1944 in Waterloo ONT (#26; #28) ... Claimed by Minnesota in NHL Expansion Draft, June 6, 1967 1964-65--1966-67 33 6 6 12 27 - - - - -	
GOLDSWORTHY, Roy ... Right Wing ... 6'0" ... 165 ... Oct. 18, 1906 in Two Harbors MN (#9) ... Acquired from Montreal with Sam McManus and cash for Babe Siebert and Roger Jenkins, Sept. 10, 1936 ... Traded to NY Americans with loan of Art Jackson for 1938-39 season for cash, Oct. 24, 1938 1936-37--1937-38 93 17 16 33 22 6 0 0 0 2	
GONCHAR, Sergei ... Defense ... 6'2" ... 215 ... Apr. 13, 1974 in Chelyabinsk RUS (#55) ... Acquired from Washington for Shaone Morrisonn and 2004 first (Jeff Schultz) and second (Michail Yunkov) round draft picks, Mar. 3, 2004 2003-04 15 4 5 9 12 7 1 4 5 4	
GORDON, Fred ... Right Wing ... 5'10" ... 185 ... May 6, 1900 in Fleming SASK (#10) ... Acquired from Detroit for Harry Meeking, May 22, 1927 1927-28 43 3 2 5 40 2 0 0 0 0	
GOREN, Lee ... Right Wing ... 6'3" ... 205 ... Dec. 26, 1977 in Winnipeg MAN (#37) ... Fifth pick (third round), 63rd overall, in the 1997 NHL Entry Draft 2000-01; 2002-03 35 4 1 5 14 5 0 0 0 5	
GORING, Robert "Butch" ... Center ... 5'9" ... 170 ... Oct. 22, 1949 in St. Boniface MAN (#22) ... Claimed off waivers from NY Islanders, Jan. 8, 1985 1984-85 39 13 21 34 6 5 1 1 2 0	
GOULD, Bob ... Right Wing ... 6'0" ... 195 ... Sept. 2, 1957 in Petrolia ONT (#18) ... Acquired from Washington for Alain Cote, Sept. 28, 1989 1989-90 77 8 17 25 92 17 0 0 0 4	
GRACIE, Bob ... Center/Left Wing ... 5'9" ... 155 ... Nov. 8, 1910 in North Bay ONT (#6) ... Acquired from Ottawa for Percy Galbraith, Bud Cook and Ted Saunders, Oct. 4, 1933 ... Traded to NY Americans with Art Chapman for Lloyd Gross and George Patterson, Jan. 11, 1934 1933-34 24 2 6 8 18 - - - - -	
GRADIN, Thomas ... Center ... 5'11" ... 176 ... Feb. 18, 1956 in Solleftea SWE (#10) ... Signed as a free agent, June 24, 1986 1986-87 64 12 31 43 18 4 0 4 4 0	
GRAHAM, Rod ... Left Wing ... 6'0" ... 185 ... Aug. 19, 1946 in London ONT (#28) ... Rights transferred with affiliation agreement with Rochester/AHL, June 14, 1974 1974-75 14 2 1 3 7 - - - - -	
GRAHAM, Ted ... Defense ... 5'8" ... 170 ... Jan. 30, 1906 in Owen Sound ONT (#4) ... Claimed from St. Louis in Dispersal Draft, Oct. 15, 1935 ... Traded to NY Americans for Walt Kalbfleisch, Dec. 19, 1936 1935-36--1936-37 49 4 1 5 37 2 0 0 0 2	
GRAHAME, John ... Goal ... 6'2" ... 210 ... Aug. 31, 1975 in Denver CO (#30; #47) ... Seventh pick (ninth round), 229th overall, in the 1994 NHL Entry Draft ... Traded to Tampa Bay for 2004 fourth round draft pick (Jason Churchill), Jan. 13, 2003 1999-2000--2002-03 76 - 4 4 18 - - - - -	
GRAHAME, Ron ... Goal ... 5'11" ... 175 ... June 7, 1950 in Victoria BC (#31) ... Signed as a free agent, Oct. 13, 1977 ... Traded to Los Angeles for 1979 first round draft pick (Ray Bourque), Oct. 9, 1978 1977-78 40 - 1 1 0 4 - 0 0 0	
GRANT, Benny ... Goal ... 5'11" ... 160 ... July 14, 1908 in Owen Sound ONT Loaned from Toronto to replace Maurice Courteau, Mar. 18, 1944 1943-44 1 - 0 0 0 - - - - -	
GRAY, Terry ... Right Wing ... 6'0" ... 175 ... Mar. 21, 1938 in Montreal QBC (#12) ... Acquired from Montreal with Cliff Pennington for Willie O'Ree and Stan Maxwell, June, 1961 ... Loaned to Montreal for cash, July, 1962 ... Traded to Springfield/AHL with Dale Rolfe, Bruce Gamble and Randy Miller for Bob McCord, June, 1963 1961-62 42 8 7 15 15 - - - - -	

GREEN, Redvers ... Left Wing ... 5'8" ... 148 ... Dec. 12, 1899 in Sudbury ONT (#7) ... Acquired from NY Americans for Harry Connor, May 18, 1928 ... Claimed off waivers by Detroit, Feb. 16, 1929 ... Claimed off waivers from Detroit, Mar. 4, 1929 1928-29 22 0 0 0 16 1 0 0 0 0	
GREEN, Ted ... Defense ... 5'10" ... 200 ... Mar. 23, 1940 in Eriksdale MAN (#6) ... Claimed from Montreal in Intra-League Draft, June 8, 1960 ... Signed with WHA in 1972 off-season 1960-61--1968-69; 620 48 206 254 1029 31 4 8 12 54 1970-71--1971-72	
GREEN, Travis ... Center ... 6'2" ... 200 ... Dec. 20, 1970 in Castlegar BC (#39) ... Acquired from Columbus for 2004 sixth round draft pick (Lennart Petrell), Oct. 3, 2003 2003-04--2005-06 146 21 17 38 146 7 0 1 1 8	
GRONSDAHL, Lloyd ... Right Wing ... 5'9" ... 170 ... May 10, 1921 in Norquay SASK 1941-42 10 1 2 3 0 - - - - -	
GROSEK, Michal ... Left Wing ... 6'2" ... 207 ... June 1, 1975 in Vyskov CZE REP (#22) ... Signed as a free agent, July 16, 2002 2002-03--2003-04 96 5 20 25 104 5 0 0 0 13	
GROSS, Lloyd ... Left Wing ... 5'9" ... 175 ... Sept. 5, 1905 in Kitchener ONT Acquired from NY Americans with George Patterson for Art Chapman and Bob Gracie, Jan. 11, 1934 ... Traded to Detroit for cash, Feb. 13, 1934 1933-34 6 1 0 1 6 - - - - -	
GROSSO, Don ... Left Wing/Center ... 5'11" ... 170 ... Apr. 12, 1915 in Sault Ste. Marie ONT (#19) ... Acquired from Chicago for cash, June, 1946 ... Traded to St. Louis/AHL for cash, June 14, 1947 1946-47 33 0 2 2 2 - - - - -	
GRUDEN, John ... Defense ... 6'0" ... 190 ... June 4, 1970 in Virginia MN (#29; #36) ... Seventh pick (eighth round), 168th overall, in the 1990 NHL Entry Draft 1993-94--1995-96 59 0 7 7 28 3 0 1 1 0	
GRYP, Bob ... Left Wing ... 6'1" ... 190 ... May 6, 1950 in Chatham ONT (#28) ... Claimed from Tulsa/CHL in Reverse Draft, June, 1972 ... Claimed by Washington in NHL Expansion Draft, June 12, 1974 1973-74 1 0 0 0 0 - - - - -	
GUAY, Paul ... Right Wing ... 5'11" ... 185 ... Sept. 2, 1963 in Providence RI (#37; #45) ... Acquired from Los Angeles for Dave Pasin, Nov. 3, 1988 1988-89 5 0 2 2 0 - - - - -	
GUERIN, Bill ... Right Wing ... 6'2" ... 210 ... Nov. 9, 1970 in Worcester, Massachusetts (#13) ... Acquired from Edmonton for Anson Carter and 2001 first (Ales Hemsky) and second (Doug Lynch) round draft picks, Nov. 15, 2000 2000-01--2001-02 142 69 60 129 213 6 4 2 6 6	
GUIDOLIN, Armand "Bep" ... Left Wing ... 5'8" ... 175 ... Dec. 9, 1925 in Thorold ONT (#12) ... Traded to Detroit for Billy Taylor, Oct. 15, 1947 1942-43--1943-44; 195 49 70 119 236 22 5 7 12 31 1945-46--1946-47	
GUITE, Ben ... Center ... 6'1" ... 211 ... July 17, 1978 in Montreal QBC (#50) ... Signed as a free agent, Aug. 15, 2005 2005-06 1 0 0 0 0 - - - - -	

- H -




HACKETT, Jeff ... Goal ... 6'1" ... 198 ... June 1, 1968 in London ONT (#30) ... Acquired from San Jose with Jeff Jillson for Kyle McLaren and 2004 fourth round draft pick (Torrey Mitchell), Jan. 23, 2003 2002-03 18 - 0 0 2 3 - 0 0 0	
HAGMAN, Matti ... Center ... 6'1" ... 184 ... Sept. 21, 1955 in Helsinki FIN (#28) ... Sixth pick (seventh round), 104th overall, in the 1975 NHL Amateur Draft ... Traded to Quebec/WHA for cash, Dec., 1977 1976-77--1977-78 90 15 18 33 2 8 0 1 1 0	
HALL, Taylor ... Left Wing ... 5'11" ... 180 ... Feb. 20, 1964 in Regina SASK (#23) ... Signed as a free agent, July 20, 1987 1987-88 7 0 0 0 4 - - - - -	
HALWARD, Doug ... Defense ... 6'1" ... 200 ... Nov. 1, 1955 in Toronto ONT (#26; #29) ... First pick, 14th overall, in the 1975 NHL Amateur Draft ... Traded to Los Angeles for future considerations, Sept. 18, 1978 1975-76--1977-78 65 3 9 12 14 7 0 0 0 4	
HAMILL, Robert "Red" ... Left Wing ... 5'11" ... 180 ... Jan. 11, 1917 in Toronto ONT (#11) ... Signed as a free agent, Oct. 26, 1937 ... Traded to Chicago for cash, Dec., 18, 1941 1937-38--1941-42 59 16 14 30 20 17 0 1 1 13	
HAMMOND, Ken ... Defense ... 6'1" ... 190 ... Aug. 22, 1963 in Port Credit ONT (#55) ... Acquired from Toronto for cash, Aug. 20, 1990 1990-91 1 1 0 1 2 8 0 0 0 10	
HARKINS, Brett ... Center ... 6'3" ... 210 ... Oct. 8, 1968 in Cleveland OH (#40; #65) ... Signed as a free agent, July 1, 1994 ... Signed as a free agent, Sept. 4, 1996 1994-95; 1996-97 45 4 15 19 8 - - - - -	
HARNOTT, Walter ... Left Wing ... 5'10" ... 175 ... Sept. 24, 1909 in Montreal QBC 1933-34 6 0 0 0 2 - - - - -	
HARRINGTON, Leland ... Left Wing ... 5'8" ... 163 ... Aug. 13, 1904 in Melrose MA (#11; #14) ... Signed as a free agent, Jan. 4, 1926 ... Traded to Providence/Can-Am for cash, Oct., 1928 1925-26; 1927-28 48 8 2 10 13 2 0 0 0 0	



BOSTON BRUINS ALL-TIME ROSTER

HURLEY, Paul ... Defense ... 5'11" ... 185 ... July 12, 1946 in Melrose MA
Signed as a free agent, Mar., 1969 ... Signed with WHA in 1972 off-season
1968-69 1 0 1 1 0 - - - -
HUSCROFT, Jamie ... Defense ... 6'2" ... 200 ... Jan. 9, 1967 in Creston BC
(#28) ... Signed as a free agent, July 23, 1992
1993-94--1994-95 70 0 7 7 247 9 0 0 0 20
HUTTON, Bill ... Defense/Right Wing ... 5'11" ... 165 ... Jan. 28, 1910 in Calgary ALTA
(#15) ... Traded to Ottawa for Harry Connor, Jan. 30, 1930 ... Acquired from Ottawa for
Harry Connor, Oct. 16, 1930 ... Traded to Philadelphia with Ron Lyons for Hal Darragh,
Dec. 8, 1930
1929-30--1930-31 25 2 0 2 4 - - - - -
HYNES, Dave ... Left Wing ... 5'9" ... 182 ... Apr. 17, 1951 in Cambridge MA
(#27) ... Signed with WHA in 1976 off-season
1973-74--1974-75 22 4 0 4 2 - - - - -
HYNES, Gord ... Defense ... 6'1" ... 170 ... July 22, 1966 in Montreal QBC
(#47) ... Fifth pick (sixth round), 115th overall, in the 1985 NHL Entry Draft
1991-92 15 0 5 5 6 12 1 2 3 6

- I -



IAFRATE, Al ... Defense ... 6'3" ... 235 ... Mar. 21, 1966 in Dearborn MI
(#43) ... Acquired from Washington for Joe Juneau, Mar. 21, 1994 ... Traded to San Jose for
Jeff Odgers and 1996 fifth round draft pick (Elias Abrahamsson), June 21, 1996
1993-94 12 5 8 13 20 13 3 1 4 6
INGRAM, Jack ... Center ... 5'11" ... 170 ... 1894 in Halifax NS
Signed as a free agent, Jan. 5, 1925
1924-25 1 0 0 0 0 - - - - -
IRVINE, Ted ... Left Wing ... 6'2" ... 195 ... Dec. 8, 1944 in Winnipeg MAN
Claimed by Los Angeles in NHL Expansion Draft, June 6, 1967
1963-64 1 0 0 0 0 - - - - -
ISBISTER, Brad ... Left Wing ... 6'4" ... 231 ... May 7, 1977 in Edmonton ALTA
(#21) ... Acquired from Edmonton for 2006 fourth round draft pick (James Delory), Aug.
1, 2005
2005-06 58 6 17 23 46 - - - - -

- J -



JACKMAN, Richard ... Defense ... 6'2" ... 192 ... June 28, 1978 in Toronto ONT
(#43) ... Acquired from Dallas for Cameron Mann, June 24, 2001 ... Traded to Toronto for
Kris Vernarsky, May 13, 2002
2001-02 2 0 0 0 2 - - - - -
JACKSON, Art ... Center ... 5'8" ... 165 ... Dec. 15, 1915 in Toronto ONT
(#16; #18) ... Acquired from Toronto for cash and future considerations, Sept. 23, 1937 ...
Loaned to NY Americans for 1938-39 season with trade of Roy Goldsworthy for cash,
Oct. 24, 1938 ... Traded to Toronto for cash and future considerations (Bingo Kampman,
Oct. 29, 1945), Dec. 24, 1944
1937-38; 307 94 134 228 103 33 8 9 17 23
1939-40--1944-45
JACKSON, Harvey "Busher" ... Left Wing ... 5'11" ... 195 ... Jan. 19, 1911 in Toronto ONT
(#18) ... Acquired from NY Americans for cash, Jan. 4, 1942
1941-42--1943-44 112 35 43 78 81 14 1 3 4 10
JACKSON, Percy ... Goal ... 5'9" ... 165 ... Sept. 21, 1907 in Canmore ALTA
Loaned to NY Americans to replace injured Roy Worters, Mar. 18, 1934 ... Traded to NY
Rangers for Jean Pusie, Nov. 1, 1934 ... Acquired from NY Rangers for cash, Nov. 18, 1934
1931-32; 1935-36 5 - 0 0 0 - - - - -
JACKSON, Stan ... Left Wing ... 6'0" ... 180 ... Aug. 27, 1898 in Parrsboro NS
(#2, #3, #5, #8) ... Signed as a free agent, Dec. 17, 1924 ... Traded to Ottawa for cash, Jan.
18, 1927
1924-25--1925-26 52 8 5 13 60 - - - - -
JACKSON, Walter ... Left Wing ... 5'8" ... 164 ... June 3, 1908 in Instock ENG
Acquired from NY Americans for Orville Heximer and Hap Emms, Dec. 13, 1934 ... Trans-
ferred to London/IHL as compensation for Ray Getcliffe, Dec. 31, 1935
1935-36 2 0 0 0 0 - - - - -
JANNEY, Craig ... Center ... 6'1" ... 190 ... Sept. 26, 1967 in Hartford CT
(#22; #23) ... First pick, 13th overall, in the 1986 NHL Entry Draft ... Traded to St. Louis
with Stephane Quintal for Adam Oates, Feb. 7, 1992
1987-88--1991-92 262 85 198 283 44 69 17 56 73 45
JENKINS, Roger ... Right Wing/Defense ... 5'11" ... 173 ... Nov. 18, 1911 in Appleton WI
(#8) ... Acquired from Montreal for Jean Pusie, Walt Buswell and cash, July 13, 1935 ...
Traded to Montreal with Babe Siebert for Roy Goldsworthy, Sam McManus and cash, Sept.
10, 1936
1935-36 40 2 6 8 51 2 0 1 1 2

JENNINGS, Bill ... Right Wing ... 5'10" ... 165 ... June 28, 1917 in Toronto ONT
(#17) ... Acquired from Detroit for Pete Leswick, Oct. 30, 1944 ... Traded to Chicago for
Norm McAttee, Feb. 5, 1946
1944-45 39 20 13 33 25 7 2 2 4 6
JEREMIAH, Ed ... Right Wing/Defense ... 5'9" ... 160 ... Nov. 4, 1905 in Worcester MA
Acquired from NY Americans for cash, Feb. 1, 1932
1931-32 6 0 0 0 0 - - - - -
JERWA, Frank ... Left Wing/Defense ... 6'1" ... 179 ... Feb. 28, 1909 in Bankhead ALTA
(#17) ... Acquired from Vancouver/PCHL for cash, Apr. 15, 1931 ... Traded to St. Louis for
Gerry Shannon, Jan. 10, 1935
1931-32--1934-35 65 7 9 16 39 - - - - -
JERWA, Joe ... Defense ... 6'2" ... 185 ... Jan. 20, 1907 in Bankhead ALTA
Acquired from NY Rangers for Norman Gainor, Aug. 25, 1931 ... Traded to NY Americans
with Nels Stewart for cash, Sept. 28, 1935 ... Rights returned from NY Americans for
failure to complete purchase agreement, May 27, 1936 ... Traded to NY Americans for loan
of Al Shields and future considerations (Terry Reardon and Tom Cooper, Oct. 17, 1937),
Jan. 25, 1937
1931-32; 1933-34; 1936-37 39 3 5 8 40 - - - - -
JILLSON, Jeff ... Defense ... 6'3" ... 220 ... July 24, 1980 in North Smithfield RI
(#23) ... Acquired from San Jose with Jeff Hackett for Kyle McLaren and 2004 fourth round
draft pick (Torrey Mitchell), Jan. 23, 2003 ... Traded to San Jose for Brad Boyes and future
considerations (Andy Delmore, Mar. 9, 2004), Mar. 9, 2004
2003-04 50 4 10 14 35 - - - - -
JOHNSON, Norm ... Center ... 5'10" ... 170 ... Nov. 27, 1932 in Moose Jaw SASK
(#18) ... Claimed from Brandon/WHL in Inter-League Draft, June 4, 1957 ... Claimed off
waivers by Chicago, Jan. 7, 1959
1957-58--1958-59 54 4 20 24 33 12 4 0 4 6
JOHNSON, Tom ... Defense ... 6'0" ... 180 ... Feb. 18, 1928 in Baldur MAN
(#10) ... Claimed from Montreal in Waiver Draft, June 4, 1963 ... Retired due to leg injury
suffered Feb. 28, 1965
1963-64--1964-65 121 4 30 34 63 - - - - -
JOHNSTON, Ed ... Goal ... 6'0" ... 190 ... Nov. 24, 1935 in Montreal QBC
(#1) ... Claimed from Spokane/WHL in Inter-League Draft, June 4, 1962 ... Traded to To-
ronto as future considerations portion of Mar. 3, 1973 Jacques Plante trade, May 22, 1973
1962-63--1972-73 444 - 10 10 24 13 - 0 0 2
JOHNSTON, Greg ... Right Wing ... 6'1" ... 205 ... Jan. 14, 1965 in Barrie ONT
(#29; #39) ... Second pick, 42nd overall, in the 1983 NHL Entry Draft ... Traded to NY
Rangers with future considerations for Chris Nilan, June 28, 1990
1983-84--1989-90 183 26 28 54 119 22 2 1 3 12
JONATHAN, Stan ... Left Wing ... 5'8" ... 175 ... Sept. 5, 1955 in Ohsweken ONT
(#31; #17) ... Fifth pick (sixth round), 86th overall, in the 1975 NHL Amateur Draft ...
Traded to Pittsburgh for cash, Nov. 8, 1982
1975-76--1982-83 392 91 107 198 738 63 8 4 12 137
JONES, Ron ... Defense ... 6'1" ... 195 ... Apr. 11, 1951 in Vermillion ALTA
First pick, sixth overall, in the 1971 NHL Amateur Draft ... Claimed by Pittsburgh in Intra-
League Draft, June 12, 1973
1971-72--1972-73 8 0 0 0 0 - - - - -
JOYCE, Bobby ... Left Wing ... 6'0" ... 195 ... July 11, 1966 in St. John NB
(#27) ... Fourth pick, 82nd overall, in the 1984 NHL Entry Draft ... Traded to Washington
for Dave Christian, Dec. 13, 1989
1987-88--1989-90 115 26 38 64 78 32 13 8 21 20
JUNEAU, Joe ... Center/Left Wing ... 6'0" ... 195 ... Jan. 5, 1968 in Pont-Rouge QBC
(#23; #49) ... Third pick (fourth round), 81st overall, in the 1988 NHL Entry Draft ... Traded
to Washington for Al Iafate, Mar. 21, 1994
1991-92--1993-94 161 51 142 193 72 19 6 12 18 27
JUNKIN, Joe ... Goal ... 5'11" ... 180 ... Sept. 8, 1946 in Lindsay ONT
(#1) ... Signed as a free agent, Sept. 12, 1968
1968-69 1 - 0 0 0 - - - - -
JURCINA, Milan ... Defense ... 6'4" ... 233 ... June 7, 1983 in Liptovsky Mikulas SVK
(#68) ... Seventh pick (eighth round), 241st overall, in the 2001 NHL Entry Draft ... Traded
to Washington for 2008 fourth round draft pick (T.J. Brodie), Feb. 1, 2007
2005-06--2006-07 91 8 6 14 74 - - - - -

- K -



KALBFLEISH, Walt ... Defense ... 5'10" ... 175 ... Dec. 18, 1911 in New Hamburg ONT
Acquired from NY Americans for Ted Graham, Dec. 19, 1936
1936-37 1 0 0 0 0 - - - - -
KALUS, Petr ... Right Wing ... 6'1" ... 196 ... June 29, 1987 in Ostrava CZE REP
(#47) ... Second pick, 39th overall, in the 2005 NHL Entry Draft ... Traded to Minnesota
with 2009 fourth round draft pick (Alexander Fallstrom) for Manny Fernandez, July 1, 2007
2006-07 9 4 1 5 6 - - - - -
KAMINSKY, Max ... Center ... 5'11" ... 160 ... Apr. 19, 1913 in Niagara Falls ONT
(#15) ... Acquired from St. Louis with Des Roche for Joe Lamb, Dec. 4, 1934 ... Traded to
Montreal Maroons for cash, Dec. 7, 1936
1934-35--1935-36 74 13 17 30 24 4 0 0 0 0
KARSUMS, Martins ... Right Wing ... 5'10" ... 198 ... Feb. 26, 1986 in Riga LAT
(#43) ... Second pick, 64th overall, in the 2004 NHL Entry Draft ... Traded to Tampa Bay
with Matt Lashoff for Mark Recchi and 2010 second round draft pick, Mar. 4, 2009
2008-09 6 0 1 1 0 - - - - -



BOSTON BRUINS ALL-TIME ROSTER

KASATONOV, Alexei ... Defense ... 6'1" ... 215 ... Oct. 14, 1959 in Leningrad RUS (#6) ... Signed as a free agent, June 22, 1994 1994-95--1995-96 63 3 14 17 45 5 0 0 0 2	
KASPER, Steve ... Center ... 5'8" ... 175 ... Sept. 28, 1961 in Montreal QBC (#11) ... Third pick (fourth round), 81st overall, in the 1980 NHL Entry Draft ... Traded to Los Angeles for Bob Carpenter as future considerations portion of Jan. 22, 1989 Jay Miller trade, Jan. 23, 1989 1980-81--1988-89 564 135 220 355 450 63 14 16 30 62	
KEANS, Doug ... Goal ... 5'7" ... 185 ... Jan. 7, 1958 in Pembroke ONT (#31) ... Claimed off waivers from Los Angeles, May 24, 1983 1983-84--1987-88 154 - 5 5 46 6 - 0 0 4	
KEATS, Gordon "Duke" ... Center ... 5'11" ... 195 ... Mar. 1, 1895 in Montreal QBC (#5) ... Acquired from Edmonton/WHL for cash, Sept. 4, 1926 ... Traded to Detroit with Archie Briden for Frank Fredrickson and Harry Meeking, Jan. 7, 1927 1926-27 17 4 7 11 20 - - - - -	
KEENAN, Don ... Goal ... 6'0" ... 170 ... Aug. 8, 1938 in Toronto ONT Loaned from Toronto to replace injured Harry Lumley, Mar. 7, 1959 1958-59 1 - 0 0 0 - - - - -	
KEKALAINEN, Jarmo ... Left Wing ... 6'0" ... 190 ... July 3, 1966 in Tampere FIN (#29) ... Signed as a free agent, May 3, 1989 1989-90--1990-91 27 4 3 7 14 - - - - -	
KELLEHER, Chris ... Defense ... 6'1" ... 210 ... Mar. 23, 1975 in Cambridge MA (#48) ... Signed as a free agent, July 23, 2001 2001-02 1 0 0 0 0 - - - - -	
KENNEDY, Forbes ... Center ... 5'8" ... 150 ... Aug. 18, 1935 in Dorchester NB (#14) ... Acquired from Detroit for Andre Pronovost, Dec. 3, 1962 ... Claimed by Philadelphia in NHL Expansion Draft, June 6, 1967 1962-63--1965-66 221 30 45 75 237 - - - - -	
KENNEDY, Sheldon ... Right Wing ... 5'10" ... 180 ... June 15, 1969 in Elkhorn MAN (#33) ... Signed as a free agent, July 17, 1996 1996-97 56 8 10 18 30 - - - - -	
KESSEL, Phil ... Center ... 6'0" ... 192 ... Oct. 2, 1997 in Madison WI (#81) ... First pick, fifth overall, in the 2006 NHL Entry Draft 2006-07--2008-09 222 66 60 126 56 15 9 6 15 6	
KHRISTICH, Dmitri ... Left Wing ... 6'2" ... 195 ... July 23, 1969 in Kiev UKR (#12) ... Acquired from Los Angeles with Byron Dafeo for Jozef Stumpel, Sandy Moger and 1998 fourth round draft pick (Pierre Dagenais), Aug. 29, 1997 ... Team exercised 'walk-away' option on arbitration award, Aug. 17, 1999 1997-98--1998-99 161 58 79 137 90 18 5 6 11 8	
KIMBLE, Darin ... Right Wing ... 6'2" ... 210 ... Nov. 22, 1968 in Lucky Lake SASK (#29) ... Acquired from Tampa Bay with future considerations for Ken D. Hodge and Matt Hervey, Sept. 4, 1992 1992-93 55 7 3 10 177 4 0 0 0 2	
KLEIN, Jim Lloyd ... Left Wing ... 6'0" ... 185 ... Jan. 13, 1910 in Saskatoon SASK (#7) ... Traded to NY Americans for Tommy Filmore, Feb. 12, 1933 1928-29; 1931-32 13 2 0 2 5 - - - - -	
KLUKAY, Joe ... Left Wing ... 6'0" ... 182 ... Nov. 6, 1922 in Sault Ste. Marie ONT (#22) ... Acquired from Toronto for cash, Sept. 16, 1952 ... Traded to Toronto for Leo Boivin, Nov. 9, 1954 1952-53--1954-55 150 33 33 66 51 15 1 2 3 9	
KLUZAK, Gord ... Defense ... 6'4" ... 220 ... Mar. 4, 1964 in Climax SASK (#6) ... First pick, first overall, in the 1982 NHL Entry Draft ... Retired due to injury, Nov. 12, 1990 1982-83--1990-91 299 25 98 123 543 46 6 13 19 129	
KNIBBS, Bill ... Center ... 6'1" ... 180 ... Jan. 24, 1942 in Toronto ONT (#22) ... Claimed off waivers by NY Rangers, June 8, 1965 1964-65 53 7 10 17 4 - - - - -	
KNIPSCHER, Fred ... Center ... 5'11" ... 185 ... Sept. 3, 1969 in Fort Wayne IN (#43; #48) ... Signed as a free agent, Apr. 30, 1993 ... Traded to St. Louis for Rick Zombo, Oct. 2, 1995 1993-94--1994-95 27 6 3 9 16 16 2 1 3 6	
KNUBLE, Mike ... Right Wing ... 6'3" ... 224 ... July 4, 1972 in Toronto ONT (#26) ... Acquired from NY Rangers for Rob DiMaio, Mar. 10, 2000 1999-2000--2003-04 307 69 76 145 164 14 2 2 4 2	
KOBASEV, Chuck ... Right Wing ... 6'0" ... 193 ... Apr. 17, 1982 in Vancouver BC (#12) ... Acquired from Calgary with Andrew Ference for Brad Stuart, Wayne Primeau and Washington's 2008 fourth round draft pick (T.J. Brodie), Feb. 10, 2007 2006-07--2008-09 151 44 39 83 110 11 3 3 6 14	
KOLARIK, Pavel ... Defense ... 6'1" ... 207 ... Oct. 24, 1972 in Vyskov CZE REP (#72) ... Eleventh pick (ninth round), 268th overall, in the 2000 NHL Entry Draft 2000-01--2001-02 23 0 0 0 10 - - - - -	
KOPAK, Russ ... Center ... 5'10" ... 158 ... Apr. 26, 1924 in Edmonton ALTA ... (#19) 1943-44 24 7 9 16 0 - - - - -	
KOSTYNSKI, Doug ... Center ... 6'1" ... 170 ... Feb. 23, 1963 in Castlegar BC (#25; #34) ... Ninth pick, 186th overall, in the 1982 NHL Entry Draft 1983-84--1984-85 15 3 1 4 4 - - - - -	
KOVALENKO, Andrei ... Right Wing ... 5'10" ... 215 ... June 7, 1970 in Balakovo RUS (#51) ... Signed as a free agent, July 25, 2000 2000-01 76 16 21 37 27 - - - - -	
KRAFTCHECK, Steve ... Defense ... 5'11" ... 190 ... Mar. 3, 1929 in Tinturn ONT (#18; #24) ... Acquired from Cleveland/AHL for cash, Apr. 17, 1950 ... Traded to Detroit for loan of Max Quackenbush, Dec. 5, 1950 1950-51 22 0 0 0 8 6 0 0 0 7	
KRAKE, Phil "Skip" ... Center ... 5'11" ... 170 ... Oct. 14, 1943 in North Battleford SASK (#21) ... Traded to Los Angeles for 1970 first round draft pick (Reggie Leach), May 20, 1968 1963-64; 1965-66--1967-68 11 9 20 17 4 0 0 0 2	
KREJCI, David ... Center ... 5'11" ... 176 ... Apr. 28, 1986 in Sternberk CZE REP (#46) ... First pick (second round), 63rd overall, in the 2004 NHL Entry Draft 2006-07--2008-09 144 28 72 100 48 18 3 10 13 4	

KRUSHELNYSKI, Mike ... Left Wing/Center ... 6'2" ... 200 ... Apr. 27, 1960 in Montreal QBC (#33; #25) ... Seventh pick (sixth round), 120th overall, in the 1979 NHL Entry Draft ... Traded to Edmonton for Ken Linseman, June 21, 1984 1981-82--1983-84 162 51 65 116 100 20 8 6 14 14	
KRYZANOWSKI, Ed ... Defense ... 5'11" ... 175 ... Nov. 14, 1925 in Fort Francis ONT (#22) ... Signed as a free agent, Oct. 8, 1948 ... Traded to Chicago for cash, Aug. 14, 1952 ... Acquired from Chicago for cash, Oct. 31, 1952 ... Traded to Providence/AHL for cash, Nov. 8, 1952 1948-49--1951-52 232 15 22 37 65 18 0 1 1 4	
KULLMAN, Arnie ... Center ... 5'7" ... 170 ... Oct. 9, 1927 in Winnipeg MAN 1947-48; 1949-50 13 0 1 1 11 - - - - -	
KULTANEN, Jarno ... Defense ... 6'2" ... 198 ... Jan. 8, 1973 in Luumaki FIN (#64) ... Eighth pick (sixth round), 174th overall, in the 2000 NHL Entry Draft 2000-01--2002-03 102 2 11 13 59 - - - - -	
KURTENBACH, Orland ... Center ... 6'2" ... 180 ... Sept. 7, 1936 in Cudworth SASK (#7; #14) ... Claimed from NY Rangers in Intra-League Draft, June 13, 1961 ... Traded to San Francisco/WHL with Ed Panagabko and future considerations (Gerry Ouellette, July 7, 1963) for Larry McNabb and cash, July 26, 1962 ... Acquired from San Francisco/WHL for cash, Oct. 1963 ... Traded to Toronto with Pat Stapleton and Andy Hebenton for Ron Stewart, June 8, 1965 1961-62; 1963-64--1964-65 142 18 45 63 183 - - - - -	
KUTLAK, Zdenek ... Defense ... 6'3" ... 207 ... Feb. 13, 1980 in Budejovice CZE REP (#39) ... Tenth pick (eighth round), 237th overall, in the 2000 NHL Entry Draft 2000-01; 2003-04 16 1 2 3 4 - - - - -	
KVARTALNOV, Dmitri ... Left Wing ... 5'11" ... 180 ... Mar. 25, 1966 in Voskresensk USSR (#10) ... First pick, 16th overall, in the 1992 NHL Entry Draft 1992-93--1993-94 112 42 49 91 26 4 0 0 0 0	
KYLE, Gus ... Defense ... 6'1" ... 202 ... Sept. 11, 1923 in Dysart SASK (#6) ... Acquired from NY Rangers with Pentti Lund and cash for Paul Ronty, Sept. 20, 1951 1951-52 69 1 12 13 127 2 0 0 0 4	

- L -



LAAKSONEN, Antti ... Left Wing ... 6'0" ... 180 ... Oct. 3, 1973 in Tammela FIN (#57) ... Tenth pick (eighth round), 191st overall, in the 1997 NHL Entry Draft 1998-99--1999-2000 38 7 5 12 4 - - - - -	
LABINE, Leo ... Right Wing ... 5'10" ... 170 ... July 22, 1931 in Haileybury ONT (#16) ... Traded to Detroit with Vic Stasiuk for Gary Aldcorn, Murray Oliver and Tom P. McCarthy, Jan. 23, 1961 1951-52--1960-61 571 123 180 303 668 49 8 10 18 78	
LABRIE, Guy ... Defense ... 6'0" ... 185 ... Aug. 11, 1920 in St. Charles Bellechase QBC Traded to NY Rangers for cash, Nov. 27, 1944 1943-44 15 2 7 9 2 - - - - -	
LACHER, Blaine ... Goal ... 6'1" ... 205 ... Sept. 5, 1970 in Medicine Hat ALTA (#31) ... Signed as a free agent, May 19, 1994 1994-95--1995-96 47 - 1 1 8 5 - 0 0 0	
LaCOUTURE, Dan ... Left Wing ... 6'2" ... 210 ... Apr. 18, 1977 in Hyannis MA (#28) ... Signed as a free agent, Nov. 22, 2005 2005-06 55 2 2 4 53 - - - - -	
LACROIX, Daniel ... Left Wing ... 6'2" ... 205 ... Mar. 11, 1969 in Montreal QBC (#40) ... Acquired from NY Rangers for Glen Featherstone, Aug. 19, 1994 ... Claimed off waivers by NY Rangers, Mar. 23, 1995 1994-95 23 1 0 1 38 - - - - -	
LALONDE, Bobby ... Center ... 5'5" ... 155 ... Mar. 27, 1951 in Montreal QBC (#19) ... Acquired from Atlanta for future considerations, Oct. 23, 1979 1979-80--1980-81 133 14 37 51 59 7 2 2 4 4	
LAMB, Joe ... Right Wing ... 5'10" ... 170 ... June 18, 1906 in Sussex NB (#10) ... Acquired from Ottawa with cash for Cooney Weiland, July 25, 1932 ... Traded to Montreal for Johnny Gagnon, Oct. 2, 1934 ... Acquired from Montreal for cash, Dec. 4, 1934 ... Traded to St. Louis for Max Kaminsky and Des Roche, Dec. 4, 1934 1932-33--1933-34 90 21 23 44 115 5 0 1 1 6	
LANE, Myles ... Defense ... 6'0" ... 180 ... Oct. 2, 1905 in Melrose MA (#4; #15) ... Acquired from NY Rangers for cash, Jan. 21, 1929 1928-29--1929-30; 1933-34 3 1 4 19 11 0 0 0 0 0	
LANG, Robert ... Center ... 6'2" ... 200 ... Dec. 19, 1970 in Teplice CZE (#45) ... Claimed from Pittsburgh in Waiver Draft, Sept. 28, 1997 ... Claimed off waivers by Pittsburgh, Oct. 25, 1997 1997-98 3 0 0 0 2 - - - - -	
LANGDON, Steve ... Left Wing ... 5'11" ... 175 ... Dec. 23, 1953 in Toronto ONT (#16; #23; #26; #27; #28) ... Fifth pick (fourth round), 63rd overall, in the 1973 NHL Amateur Draft 1974-75--1975-76; 1977-78 7 0 1 1 2 4 0 0 0 0	
LANGFELD, Josh ... Left Wing ... 6'3" ... 215 ... July 17, 1977 in Fridley MN (#23) ... Claimed off waivers from San Jose, Jan. 31, 2006 2005-06 18 0 1 1 10 - - - - -	
LANGLOIS, AI ... Defense ... 6'0" ... 205 ... Nov. 6, 1934 in Magog QBC (#4) ... Acquired from Detroit with Ron Harris, Parker MacDonald and Bob Dillabough for Ab McDonald, Bob McCord and Ken Stephanson, May 31, 1965 1965-66 65 4 10 14 54 - - - - -	



BOSTON BRUINS ALL-TIME ROSTER

LAPORTE, Guy ... Defense ... 6'0" ... 205 ... Mar. 18, 1948 in Montreal QBC (#5; #27) ... Signed as a free agent, Aug. 15, 1983 1983-84 45 2 16 18 34 - - - - -	
LAPORTE, Martin ... Left Wing ... 5'11" ... 216 ... Sept. 12, 1973 in Ville Ste. Pierre QBC (#20) ... Signed as a free agent, July 2, 2001 2001-02--2003-04 205 40 43 83 255 18 2 2 4 40	
LAROSE, Charles "Bonner" ... Left Wing ... 5'8" ... 170 ... Feb. 14, 1901 in Ottawa ONT (#6; #13) ... Signed as a free agent, Feb. 19, 1926 ... Traded to New Haven/Can-Am for Reg McLlwain, Jan. 31, 1927 1925-26 6 0 0 0 0 - - - - -	
LAROSE, Guy ... Center ... 5'9" ... 180 ... Aug. 31, 1967 in Hull QBC (#41) ... Signed as a free agent, July 6, 1994 1994-95 - - - - - 4 0 0 0 0	
LARSON, Reed ... Defense ... 6'0" ... 195 ... July 30, 1956 in Minneapolis MN (#28) ... Acquired from Detroit for Mike O'Connell, Mar. 10, 1986 1985-86--1987-88 141 25 52 77 196 15 1 3 4 14	
LASHOFF, Matt ... Defense ... 6'2" ... 205 ... Sept. 29, 1986 in East Greenbush NY (#49) ... First pick, 22nd overall, in the 2005 NHL Entry Draft ... Traded to Tampa Bay with Martins Karsums for Mark Recchi and 2010 second round draft pick, Mar. 4, 2009 2006-07--2008-09 46 1 7 8 22 - - - - -	
LAUDER, Martin ... Defense/Center ... 5'6" ... 165 ... Jan. 26, 1907 in Durham ONT Signed as a free agent, Oct. 2, 1927 1927-28 3 0 0 0 2 - - - - -	
LAVOIE, Dominic ... Defense ... 6'2" ... 205 ... Nov. 21, 1967 in Montreal QBC (#37) ... Claimed off waivers from Ottawa, Nov. 20, 1992 1992-93 2 0 0 0 2 - - - - -	
LAWTON, Brian ... Left Wing ... 6'0" ... 180 ... June 29, 1965 in New Brunswick NJ (#29) ... Signed as a free agent, Feb. 7, 1990 1989-90 8 0 0 0 14 - - - - -	
LAYCOE, Hal ... Defense ... 6'2" ... 185 ... June 23, 1922 in Sutherland SASK (#10) ... Acquired from Montreal for Ross Lowe, Feb. 14, 1951 1950-51--1955-56 323 20 52 72 180 31 2 4 6 26	
LAZARO, Jeff ... Left Wing ... 5'10" ... 180 ... Mar. 21, 1968 in Waltham MA (#14) ... Signed as a free agent, Sept. 26, 1990 ... Claimed by Ottawa in NHL Expansion Draft, June 18, 1992 1990-91--1991-92 76 8 19 27 98 28 3 3 6 32	
LEACH, Jay ... Defense ... 6'4" ... 220 ... Sept. 2, 1979 in Syracuse NY (#48) ... Signed as a free agent, Sept. 26, 2003 2005-06 2 0 0 0 7 - - - - -	
LEACH, Larry ... Center ... 6'2" ... 175 ... June 18, 1936 in Lloydminster SASK (#24) ... Traded to Portland/WHL for cash, May, 1964 1958-59--1959-60; 1961-62 126 13 29 42 91 7 1 1 2 8	
LEACH, Reg ... Right Wing ... 6'0" ... 180 ... Apr. 23, 1950 in Riverton MAN (#27) ... First pick, third overall, in the 1970 NHL Amateur Draft ... Traded to California with Rick Smith and Bob Stewart for Carol Vadnais and Don O'Donoghue, Feb. 23, 1972 1970-71--1971-72 79 9 17 26 12 3 0 0 0 0	
LEACH, Steve ... Right Wing ... 5'11" ... 197 ... Jan. 16, 1966 in Cambridge MA (#27) ... Acquired from Washington for Randy Burridge, June 21, 1991 ... Traded to St. Louis for Kevin Sawyer and Steve Staios, Mar. 8, 1996 1991-92--1995-96 293 76 83 159 501 24 5 2 7 14	
LEAHY, Pat ... Right Wing ... 6'3" ... 200 ... June 9, 1979 in Boston MA (#55; #83) ... Signed as a free agent, July 28, 2003 2003-04--2005-06 49 4 4 8 19 - - - - -	
LEDUC, Richie ... Center ... 5'11" ... 170 ... Aug. 24, 1951 in Ile Perrot QBC (#18) ... Acquired from California with Chris Oddleifson for Ivan Boldirev, Nov. 17, 1971 ... Signed with WHA in 1974 off-season 1972-73--1973-74 33 4 4 8 14 5 0 0 0 9	
LEDYARD, Grant ... Defense ... 6'2" ... 195 ... Nov. 19, 1961 in Winnipeg MAN (#36) ... Acquired from Vancouver for 1998 eighth round draft pick (Curtis Valentine), Mar. 3, 1998 1997-98--1998-99 69 6 15 21 39 8 0 0 0 4	
LEETCH, Brian ... Defense ... 6'0" ... 185 ... Mar. 3, 1968 in Corpus Christi TX (#22) ... Signed as a free agent, Aug. 3, 2005 2005-06 61 5 27 32 36 - - - - -	
LEHMANN, Tommy ... Center ... 6'1" ... 185 ... Feb. 3, 1964 in Stockholm SWE (#20) ... Eleventh pick, 228th overall, in the 1982 NHL Entry Draft ... Traded to Edmonton for 1989 third round draft pick (Wes Walz), June 17, 1989 1987-88--1988-89 35 5 10 16 - - - - -	
LEHTONEN, Mikko ... Right Wing ... 6'5" ... 203 ... Apr. 1, 1987 in Espoo FIN (#68) ... Third pick, 83rd overall, in the 2005 NHL Entry Draft 2008-09 1 0 0 0 0 - - - - -	
LEITER, Bob ... Center ... 5'9" ... 175 ... Mar. 22, 1941 in Winnipeg MAN (#24; #21) ... Traded to Pittsburgh for cash, May, 1971 1962-63--1965-66; 1968-69 135 20 28 48 85 - - - - -	
LEMA, Moe ... Left Wing ... 5'11" ... 185 ... Feb. 18, 1962 in Saskatoon SASK (#36; #37) ... Acquired from Edmonton for Alan May, Mar. 8, 1988 ... Traded to Winnipeg for Ray Neufeld, Dec. 30, 1988 1987-88--1988-89 14 0 0 0 23 15 4 2 6 32	
LEMELIN, Reggie ... Goal ... 5'11" ... 170 ... Nov. 19, 1954 in Quebec City QBC (#1) ... Signed as a free agent, Aug. 13, 1987 ... Retired as a player, Jan. 11, 1993 1987-88--1992-93 183 - 2 2 56 28 - 1 1 4	
LESUK, Bill ... Left Wing ... 5'9" ... 187 ... Nov. 1, 1946 in Moose Jaw SASK (#22) ... Acquired from Detroit with Gary Doak, Ron Murphy and future considerations (Steve Atkinson, June 6, 1966) for Leo Boivin and Dean Prentice, Feb. 16, 1966 ... Claimed by Philadelphia in Intra-League Draft, June 9, 1970 1968-69--1969-70 8 0 1 1 0 3 0 0 0 0	

LESWICK, Pete ... Center/Right Wing ... 5'7" ... 163 ... July 12, 1918 in Saskatoon SASK Signed as a free agent, Oct. 12, 1944 ... Traded to Detroit for Bill Jennings, Oct. 30, 1944 1944-45 2 0 0 0 0 - - - - -	
LEVEILLE, Normand ... Left Wing ... 5'10" ... 175 ... Jan. 10, 1963 in Montreal QBC (#19) ... First pick, 14th overall, in the 1981 NHL Entry Draft ... Suffered career-ending cerebral hemorrhage, Oct. 23, 1982 1981-82--1982-83 75 17 25 42 49 - - - - -	
LINSEMAN, Ken ... Center ... 5'11" ... 180 ... Aug. 11, 1958 in Kingston ONT (#13) ... Acquired from Edmonton for Mike Krushelnyski, June 21, 1984 ... Traded to Philadelphia for Dave Poulin, Jan. 16, 1990 1984-85--1989-90 389 125 247 372 746 35 16 22 38 103	
LOCKHART, Howard ... Goal ... 5'8" ... 180 ... 1895 in North Bay ONT (#1) ... Acquired from Toronto for cash, Dec. 24, 1924 1924-25 2 - 0 0 0 - - - - -	
LONSBERY, Ross ... Left Wing ... 5'11" ... 195 ... Feb. 7, 1947 in Humboldt SASK (#29) ... Traded to Los Angeles with Eddie Shack for Ken Turlik and 1971 (Ron Jones) and 1973 (Andre Savard) first round draft picks, May 14, 1969 1966-67--1968-69 33 2 3 5 16 - - - - -	
LORENTZ, Jim ... Center/Right Wing ... 6'0" ... 190 ... May 1, 1947 in Waterloo ONT (#22) ... Traded to St. Louis for 1970 first round draft pick (Ron Plumb), May 26, 1970 1968-69--1969-70 79 8 19 27 36 11 1 0 1 4	
LOWE, Ross ... Defense/Left Wing ... 6'2" ... 180 ... Sept. 21, 1928 in Oshawa ONT Traded to Montreal for Hal Laycoe, Feb. 14, 1951 1949-50--1950-51 46 5 3 8 40 - - - - -	
LUCIC, Milan ... Left Wing ... 6'3" ... 228 ... June 7, 1988 in Vancouver BC (#62; #17) ... Third pick (second round), 50th overall, in the 2006 NHL Entry Draft 2007-08--2008-09 149 25 44 69 225 17 5 6 11 35	
LUKOWICH, Morris ... Left Wing ... 5'9" ... 170 ... June 1, 1956 in Speers SASK (#12) ... Acquired from Winnipeg for Jim Nill, Feb. 4, 1985 ... Claimed off waivers by Los Angeles, Nov. 15, 1985 1984-85--1985-86 36 6 12 18 31 1 0 0 0 0	
LUMLEY, Harry ... Goal ... 6'0" ... 195 ... Nov. 11, 1926 in Owen Sound ONT (#1) ... Acquired from Chicago for cash, Jan., 1958 1957-58--1959-60 78 - 0 0 14 8 - 0 0 0	
LUND, Pentti ... Right Wing ... 6'0" ... 185 ... Dec. 6, 1925 in Helsinki FIN (#19) ... Traded to NY Rangers with Ray Manson as future considerations portion of Feb. 6, 1948 Grant Warwick trade, June, 1948 ... Acquired from NY Rangers with Gus Kyle and cash for Paul Ronty, Sept. 20, 1951 ... Traded to Victoria/WHL with Sam Bettio for cash, July 1, 1953 1946-47--1947-48; 1951-52--1952-53 77 8 14 22 2 7 1 0 1 0	
LYNN, Vic ... Left Wing/Defense ... 5'10" ... 175 ... Jan. 26, 1925 in Saskatoon SASK (#6) ... Acquired from Toronto with Bill Ezinicki for Ferny Flaman, Leo Boivin, Ken Smith and Phil Maloney, Nov. 16, 1950 ... Traded to Cleveland/AHL with Ken Davies for Joe Lund and Jean-Paul Gladu, Dec. 10, 1951 1950-51--1951-52 68 16 8 24 73 5 0 0 0 2	
LYONS, Ron ... Left Wing ... 5'11" ... 170 ... Feb. 15, 1909 in Portage la Prairie MAN (#16) ... Acquired from Portland/PCHL for cash, Apr. 17, 1930 ... Traded to Philadelphia with Bill Hutton for Hal Darragh, Dec. 8, 1930 ... Acquired from Philadelphia for cash, Feb., 1931 1930-31 14 0 0 0 19 5 0 0 0 0	

- M -



MacDONALD, Craig ... Center ... 6'2" ... 200 ... Apr. 7, 1977 in Antigonish NS (#33) ... Claimed off waivers from Florida, Jan. 20, 2004 2003-04 18 0 3 3 8 1 0 0 0 0	
MacDONALD, Joey ... Goal ... 5'10" ... 196 ... Feb. 7, 1980 in Pictou NS (#31) ... Claimed off waivers from Detroit, Feb. 24, 2007 2006-07 7 - 0 0 0 - - - - -	
MacDONALD, Parker ... Center ... 5'11" ... 160 ... June 14, 1933 in Sydney NS (#21) ... Acquired from Detroit with Al Langlois, Ron Harris and Bob Dillabough for Ab MacDonald, Bob McCord and Ken Stephanson, May 31, 1965 ... Traded to Detroit for Pit Martin, Dec. 30, 1965 1965-66 29 6 4 10 6 - - - - -	
MACKAY, Mickey ... Center ... 5'9" ... 162 ... May 25, 1894 in Chelsey ONT (#5; #12) ... Acquired from Pittsburgh with cash for Frank Fredrickson, Dec. 21, 1928 1928-29--1929-30 67 12 7 19 31 9 0 0 0 6	
MACKELL, Fleming ... Center ... 5'7" ... 156 ... Apr. 30, 1929 in Montreal QBC (#8) ... Acquired from Toronto for Jim Morrison, Jan. 9, 1952 1951-52--1959-60 513 127 185 312 474 53 17 33 50 51	
MacTAVISH, Craig ... Center ... 6'1" ... 195 ... Aug. 15, 1958 in London ONT (#32; #27; #14) ... Seventh pick (ninth round), 153rd overall, in the 1978 NHL Amateur Draft 1979-80--1983-84 217 44 66 110 74 28 5 4 9 25	
MAKELA, Mikko ... Left Wing ... 6'1" ... 194 ... Feb. 28, 1965 in Tampere FIN (#42) ... Signed as a free agent, May 25, 1994 1994-95 11 1 2 3 0 - - - - -	
MALKOC, Dean ... Defense ... 6'3" ... 215 ... Jan. 26, 1970 in Vancouver BC (#29; #44) ... Claimed from Vancouver in Waiver Draft, Sept. 30, 1996 1996-97--1997-98 73 1 0 1 156 - - - - -	






MCCARTHY, Tom J. ... Left Wing ... 6'2" ... 200 ... July 31, 1960 in Toronto ONT															
(#19) ... Acquired from Minnesota for 1986 third round (Rob Zettler) and 1987 second round (Scott McGrady) draft picks, May 16, 1986															
1986-87--1987-88 75 32 34 66 37 17 4 5 9 22															
MCCARTHY, Tom J. ... Left Wing ... 6'1" ... 191 ... Sept. 15, 1934 in Toronto ONT															
Acquired from Detroit with Murray Oliver and Gary Aldcorn for Vic Stasiuk and Leo Labine, Jan. 23, 1961 ... Traded to Toronto for cash, Aug., 1964															
1960-61 24 4 5 9 0 - - - - -															
MCCLEARY, Trent ... Right Wing ... 6'0" ... 180 ... Sept. 8, 1972 in Swift Current SASK															
#(25) ... Acquired from Ottawa with 1995 third round draft pick (Eric Naud) for Shawn McEachern, June 22, 1996															
1996-97 59 3 5 8 33 - - - - -															
MCDORD, Bob ... Defense ... 6'1" ... 202 ... Mar. 30, 1934 in Matheson ONT															
#(4) ... Acquired from Springfield/AHL for Bruce Gamble, Dale Rolfe, Terry Gray and Randy Miller, June, 1963 ... Traded to Detroit with Ab McDonald and Ken Stephanson for Al Langlois, Ron Harris, Parker MacDonald and Bob Dillabough, May 31, 1965															
1963-64--1964-65 108 1 15 16 75 - - - - -															
MCCRIMMON, Brad ... Defense ... 5'11" ... 197 ... Mar. 29, 1959 in Dodsland SASK															
#(29) ... Second pick (first round), 15th overall, in the 1979 NHL Entry Draft ... Traded to Philadelphia for Pete Peeters, June 9, 1982															
1979-80--1981-82 228 17 37 54 325 15 1 2 3 32															
MCDONALD, Alvin "Ab" ... Left Wing ... 6'3" ... 192 ... Feb. 18, 1936 in Winnipeg MAN															
#(21) ... Acquired from Chicago with Reggie Fleming for Doug Mohns, June 8, 1964 ... Traded to Detroit with Bob McCord and Ken Stephanson for Al Langlois, Ron Harris, Parker MacDonald and Bob Dillabough, May 31, 1965															
1964-65 60 9 9 18 6 - - - - -															
MCEACHERN, Shawn ... Left Wing ... 5'11" ... 200 ... Feb. 28, 1969 in Waltham MA															
#(14; #17) ... Acquired from Pittsburgh with Kevin Stevens for Bryan Smolinski, Glen Murray and 1996 third round draft pick (Boyd Kane), Aug. 2, 1995 ... Traded to Ottawa for Trent McCleary and 1996 third round draft pick (Eric Naud), June 22, 1996 ... Signed as a free agent, Aug. 2, 2005															
1995-96; 2005-06 110 26 35 61 56 5 2 1 3 8															
MCGILL, Jack ... Center ... 6'1" ... 180 ... Sept. 19, 1921 in Edmonton ALTA															
#(11; #16; #18; #19) ... Traded to Montreal for Gerry Brown and Hal Jackson, June 30, 1948															
1941-42; 1944-45; 1946-47 97 23 36 59 42 27 7 4 11 17															
MCGILLIS, Dan ... Defense ... 6'2" ... 230 ... July 1, 1972 in Hawkesbury ONT															
#(6) ... Acquired from San Jose for 2003 second round draft pick (Ivan Baranka), Mar. 11, 2003															
2002-03--2003-04 90 5 24 29 75 12 3 0 3 4															
McINENLY, Bert ... Left Wing/Defense ... 5'9" ... 160 ... May 6, 1906 in Quebec City QBC															
#(4) ... Acquired from Ottawa for cash, Nov., 1933 ... Traded to Providence/AHL for cash, Oct. 7, 1936															
1933-34--1935-36 43 2 1 3 28 4 0 0 0 2															
McINNIS, Marty ... Right Wing ... 5'11" ... 184 ... June 2, 1970 in Hingham MA															
#(10) ... Acquired from Anaheim for 2002 third round draft pick (Brian Lee), Mar. 5, 2002															
2001-02--2002-03 96 11 13 24 46 11 1 1 2 2															
MCINTYRE, Jack ... Defense ... 5'11" ... 170 ... Sept. 8, 1930 in Brussels ONT															
#(18) ... Signed as a free agent, Mar. 23, 1949 ... Traded to Chicago for cash, Jan. 21, 1954															
1949-50--1952-53 123 19 35 54 49 19 5 4 9 4															
McKECHNIE, Walt ... Center ... 6'2" ... 195 ... June 19, 1947 in London ONT															
#(18) ... Acquired from NY Rangers for Derek Sanderson, June 12, 1974 ... Traded to Detroit with 1975 third round draft pick (Clarke Hamilton) for Hank Nowak and Earl Anderson, Feb. 18, 1975															
1974-75 53 3 3 6 8 - - - - -															
McKENNEY, Don ... Center ... 5'11" ... 160 ... Apr. 30, 1934 in Smith Falls ONT															
#(17) ... Traded to NY Rangers with Dick Meissner for Dean Prentice, Feb. 4, 1963															
1954-55--1962-63 592 195 267 462 189 34 13 20 3 8															
MCKENZIE, John "Pie" ... Right Wing ... 5'9" ... 175 ... Dec. 12, 1937 in High River ALTA															
#(19) ... Acquired from NY Rangers for Reggie Fleming, Jan. 10, 1966 ... Signed with WHA in 1972 off-season															
1965-66--1971-72 453 169 227 396 700 50 15 30 45 119															
McKIM, Andrew ... Center ... 5'8" ... 175 ... July 6, 1970 in St. John NB															
#(45) ... Signed as a free agent, July 16, 1992															
1992-93--1993-94 36 1 4 5 4 - - - - -															
McLAREN, Kyle ... Defense ... 6'4" ... 225 ... June 18, 1977 in Humboldt SASK															
#(46; #18) ... First pick, ninth overall, in the 1995 NHL Entry Draft ... Traded to San Jose with 2004 fourth round draft pick (Torrey Mitchell) for Jeff Hackett and Jeff Jillson, Jan. 23, 2003															
1995-96--2001-02 417 34 90 124 370 27 1 3 4 48															
McLELLAN, Scott ... Right Wing ... 6'1" ... 175 ... Feb. 10, 1963 in Toronto ONT															
#(33) ... Third pick (fourth round), 77th overall, in the 1981 NHL Entry Draft															
1982-83 2 0 0 0 0 - - - - -															
McMAHON, Mike ... Defense ... 5'8" ... 215 ... Feb. 1, 1915 in Brockville ONT															
Loaned from Montreal as compensation for recall of Paul Bibeault, Jan. 8, 1946 ... Returned to Montreal, Jan. 17, 1946															
1945-46 2 0 0 0 2 - - - - -															
McMANUS, Sammy ... Left Wing ... 5'9" ... 160 ... Oct. 22, 1911 in Belfast IRE															
Acquired from Montreal with Roy Goldsworthy and cash for Babe Siebert and Roger Jenkins, Sept. 10, 1936															
1936-37 1 0 0 0 0 - - - - -															
McNAB, Peter ... Center ... 6'3" ... 210 ... May 8, 1952 in Vancouver BC															
#(8) ... Rights transferred from Buffalo as compensation for Sabres' signing of free agent Andre Savard, June 11, 1976 ... Traded to Vancouver for Jim Hill, Feb. 3, 1984															
1976-77--1983-84 595 263 324 587 111 79 38 36 74 16															
McREAVY, Pat ... Center ... 5'11" ... 165 ... Jan. 16, 1918 in Owen Sound ONT															
#(12; #16) ... Traded to Detroit for Dutch Hiller and cash, Nov. 24, 1941															
1938-39--1941-42 21 0 2 2 4 11 2 2 4 5															

BOSTON BRUINS ALL-TIME ROSTER

McSORLEY, Marty ... Defense ... 6'1" ... 235 ... May 18, 1963 in Hamilton ONT (#29) ... Signed as a free agent, Dec. 7, 1999 1999-2000 27 2 3 5 62 - - - - -	MEEKING, Harry ... Left Wing ... 5'7" ... 160 ... Nov. 4, 1894 in Kitchener ONT (#8) ... Acquired from Detroit with Frank Fredrickson for Duke Keats and Archie Briden, Jan. 7, 1927 ... Traded to Detroit for Fred Gordon, May 22, 1927 1926-27 23 1 0 1 2 7 0 0 0 0	MEISSNER, Dick ... Right Wing ... 5'11" ... 200 ... Jan. 6, 1940 in Kindersley SASK (#22) ... Traded to NY Rangers with Don McKenney for Dean Prentice, Feb. 4, 1963 1959-60--1961-62 135 8 10 18 37 - - - - -	MELNYK, Larry ... Defense ... 6'0" ... 195 ... Feb. 21, 1960 in Saskatoon SASK (#33) ... Fifth pick (fourth round), 78th overall, in the 1979 NHL Entry Draft ... Traded to Edmonton for John Blum, Mar. 6, 1984 1980-81--1982-83 75 0 12 12 123 22 0 3 3 49	METROPOLIT, Glen ... Center ... 5'10" ... 193 ... June 25, 1974 in Toronto ONT (#13) ... Signed as a free agent, Oct. 3, 2007 2007-08 82 11 22 33 36 7 1 0 1 4	MICKOSKI, Nick ... Left Wing ... 6'1" ... 183 ... Dec. 7, 1927 in Winnipeg MAN (#12) ... Acquired from Detroit for Jim Morrison, Aug. 25, 1959 1959-60 18 1 0 1 2 - - - - -	MIDDLETON, Rick ... Right Wing ... 5'11" ... 170 ... Dec. 4, 1953 in Toronto ONT (#16) ... Acquired from NY Rangers for Ken R. Hodge, May 26, 1976 1976-77--1987-88 881 402 496 898 124 111 45 55 100 17	MILBURY, Mike ... Defense ... 6'1" ... 200 ... June 17, 1952 in Brighton MA (#26; #27; #28; #31) ... Signed as a free agent, Nov. 5, 1974 1975-76--1986-87 754 49 189 238 1552 86 4 24 28 219	MILLAR, Al ... Goal ... 5'11" ... 175 ... Sept. 18, 1929 in Winnipeg MAN Traded to Detroit with Myron Stankiewicz for Claude Dufour, June, 1960 1957-58 6 - 0 0 0 - - - - -	MILLAR, Mike ... Right Wing ... 5'10" ... 170 ... Apr. 28, 1965 in St. Catharines ONT (#42) ... Acquired from Washington for Alfie Turcotte, Oct. 2, 1989 1989-90 15 1 4 5 0 - - - - -	MILLER, Bob ... Center ... 5'11" ... 180 ... Sept. 28, 1956 in Medford MA (#14; #32) ... Third pick (fourth round), 70th overall, in the 1976 NHL Amateur Draft ... Traded to Colorado for Mike Gillis, Feb. 18, 1981 1977-78--1980-81 263 55 82 137 143 34 4 6 10 27	MILLER, Jay ... Left Wing ... 6'2" ... 210 ... July 16, 1960 in Wellesley MA (#29) ... Signed as a free agent, Oct. 1, 1985 ... Traded to Los Angeles for future considerations (Steve Kasper for Bobby Carpenter, Jan. 23, 1989), Jan. 22, 1989 1985-86--1988-89 216 13 20 33 858 14 0 0 0 141	MITCHELL, Herb ... Left Wing ... 5'10" ... 190 ... Jan. 4, 1896 in Meaford ONT (#6; #3) ... Signed as a free agent, Nov. 2, 1924 1924-25--1925-26 44 6 0 6 36 - - - - -	MOFFAT, Mike ... Goal ... 5'10" ... 165 ... Feb. 4, 1962 in Galt ONT (#30) ... Seventh pick (eighth round), 165th overall, in the 1980 NHL Entry Draft 1981-82--1983-84 19 - 0 0 2 11 - 1 1 8	MOGER, Sandy ... Center ... 6'3" ... 214 ... Mar. 21, 1969 in 100 Mile House BC (#45) ... Signed as a free agent, July 6, 1994 ... Traded to Los Angeles with Jozef Stumpel and 1998 fourth round draft pick (Pierre Dagenais) for Dmitri Khristich and Byron Dafeo, Aug. 29, 1997 1994-95--1996-97 132 27 23 50 116 5 2 2 4 12	MOHNS, Doug ... Left Wing/Defense ... 6'0" ... 185 ... Dec. 13, 1933 in Capreol ONT (#19) ... Traded to Chicago for Reggie Fleming and Ab McDonald, June 8, 1964 1953-54--1963-64 710 118 229 347 671 35 6 15 21 40	MOKOSAK, Carl ... Left Wing ... 6'1" ... 180 ... Sept. 22, 1962 in Fort Saskatchewan ALTA (#45) ... Signed as a free agent, Oct. 4, 1988 1988-89 7 0 0 0 31 1 0 0 0 0	MONTADOR, Steve ... Defense ... 6'0" ... 205 ... Dec. 21, 1979 in Vancouver BC (#23) ... Acquired from Anaheim for Petteri Nokelainen, Mar. 4, 2009 2008-09 13 0 1 18 11 1 2 3 18	MOOG, Andy ... Goal ... 5'8" ... 175 ... Feb. 18, 1960 in Penticton BC (#35) ... Acquired from Edmonton for Geoff Courtnall, Bill Ranford and 1988 second round draft pick (Petro Koivu) for Mar. 8, 1988 ... Traded to Dallas for Jon Casey as future considerations portion of June 20, 1993 Gord Murphy trade, June 25, 1993 1987-88--1992-93 261 - 10 10 110 70 - 2 2 27	MORAN, Ian ... Defense ... 6'0" ... 200 ... Aug. 24, 1972 in Cleveland OH (#18) ... Acquired from Pittsburgh for 2003 fourth round draft pick (Paul Bissonnette), Mar. 11, 2003 2002-03--2005-06 55 2 6 8 40 5 0 1 1 4	MORRIS, Bernie ... Center/Right Wing ... 5'7" ... 145 ... Date Unknown in Regina SASK (#5) ... Acquired from Montreal Maroons with Bobby Benson for Alf Skinner, Jan. 3, 1925 ... Released from contract, Feb. 10, 1925 1924-25 6 1 0 1 0 - - - - -	MORRIS, Jon ... Center ... 6'0" ... 175 ... May 6, 1966 in Lowell MA (#29) ... Acquired from San Jose for cash, Oct. 29, 1993 1993-94 4 0 0 0 0 - - - - -	MORRISON, Doug ... Right Wing ... 5'11" ... 184 ... Feb. 1, 1960 in Vancouver BC (#11; #23; #38) ... Third pick (second round), 36th overall, in the 1979 NHL Entry Draft 1979-80--1981-82; 1984-85 23 7 3 10 15 - - - - -	MORRISON, Jim ... Defense ... 5'10" ... 183 ... Oct. 11, 1931 in Montreal QBC (#10, #20) ... Traded to Toronto for Fleming Mackell, Jan. 9, 1952 ... Acquired from Toronto for Allan Stanley, Oct. 8, 1958 ... Traded to Detroit for Nick Mickoski, Aug. 25, 1959 1951-52; 1958-59 84 8 19 27 44 6 0 6 6 16	MORRISONN, Shaone ... Defense ... 6'3" ... 205 ... Dec. 23, 1982 in Vancouver BC (#28) ... First pick, 19th overall, in the 2001 NHL Entry Draft ... Traded to Washington with 2004 first (Jeff Schultz) and second (Michail Yunkov) round draft picks for Sergei Gonchar, Mar. 3, 2004 2002-03--2003-04 41 1 7 8 18 - - - - -
---	--	---	---	---	--	---	--	--	---	--	--	--	--	--	--	--	--	---	---	--	--	---	--	---

MOTTER, Alex ... Center ... 6'0" ... 175 ... June 20, 1913 in Melville SASK (#10) ... Traded to Detroit for Clarence Drouillard and cash, Dec. 22, 1937 1934-35--1935-36 26 1 4 5 4 6 0 0 0 0	MOWERS, Mark ... Center ... 5'11" ... 174 ... Feb. 16, 1974 in Decatur GA (#18) ... Signed as a free agent, July 6, 2006 ... Traded to Anaheim for Brett Skinner and Nathan Saunders, Sept. 24, 2007 2006-07 78 5 12 17 26 - - - - -	MULLEN, Joe ... Right Wing ... 5'9" ... 180 ... Feb. 26, 1957 in New York NY (#11) ... Signed as a free agent, Sept. 8, 1995 1995-96 37 8 7 15 0 - - - - -	MURPHY, Gord ... Defense ... 6'2" ... 191 ... Mar. 23, 1967 in Willowdale ONT (#28) ... Acquired from Philadelphia with Brian Dobbin and 1992 third round draft pick (Sergei Zholtok) for Garry Galley and Wes Walz, Jan. 2, 1992 ... Traded to Dallas for future considerations (Andy Moog for Jon Casey, June 25, 1993), June 20, 1993 ... Signed as a free agent, Jan. 29, 2002 1991-92--1992-93; 2001-02 106 8 20 28 126 15 1 0 1 12	MURPHY, Joe ... Right Wing ... 6'1" ... 190 ... Oct. 16, 1967 in London ONT (#43) ... Signed as a free agent, Nov. 12, 1999 ... Claimed off waivers by Washington, Feb. 10, 2000 1999-2000 26 7 7 14 41 - - - - -	MURPHY, Ron ... Left Wing ... 5'11" ... 185 ... Apr. 10, 1933 in Hamilton ONT (#28) ... Acquired from Detroit with Bill Lesuk, Gary Doak and future considerations (Steve Atkinson, June 6, 1966) for Dean Prentice and Leo Boivin, Feb. 16, 1966 1965-66--1969-70 133 29 61 90 44 14 4 4 8 12	MURRAY, Glen ... Right Wing ... 6'3" ... 225 ... Nov. 1, 1972 in Halifax NS (#44; #21; #27) ... First pick, 18th overall, in the 1991 NHL Entry Draft ... Traded to Pittsburgh with Bryan Smolinski and 1996 third round draft pick (Boyd Kane) for Kevin Stevens and Shawn McEachern, Aug. 2, 1995 ... Acquired from Los Angeles with Jozef Stumpel for Jason Allison and Mikko Eloranta, Oct. 24, 2001 ... Bought out of contract, July 26, 2008 1991-92--1994-95; 2001-02--2007-08 570 209 180 389 408 55 12 13 25 44	MYHRES, Brantt ... Left Wing ... 6'3" ... 205 ... Mar. 18, 1974 in Edmonton ALTA (#55) ... Signed as a free agent, Sept. 8, 2002 2002-03 1 0 0 0 31 - - - - -	MYRVOLD, Anders ... Defense ... 6'2" ... 200 ... Aug. 12, 1975 in Lorenskog NOR (#14; #41) ... Acquired from Colorado with Landon Wilson for 1998 first round draft pick (Robyn Regehr), Nov. 22, 1996 1996-97 9 0 2 2 4 - - - - -
--	---	---	---	--	---	---	--	---

- N -



NASLUND, Mats ... Left Wing ... 5'7" ... 160 ... Oct. 31, 1959 in Timra SWE (#26) ... Signed as a free agent, Feb. 21, 1995 1994-95 34 8 14 22 4 5 1 0 1 0	NAZAROV, Andrei ... Left Wing ... 6'5" ... 230 ... May 22, 1974 in Chelyabinsk RUS (#45; #62) ... Acquired from Anaheim with Patrick Traverse for Samuel Pahlsson, Nov. 18, 2000 ... Traded to Phoenix for 2002 fifth round draft pick (Peter Hamerlik), Jan. 25, 2002 2000-01--2001-02 110 1 6 7 364 - - - - -	NEELY, Cam ... Right Wing ... 6'1" ... 218 ... June 6, 1965 in Comox BC (#8) ... Acquired from Vancouver with 1987 first round draft pick (Glen Wesley) for Barry Pederson, June 6, 1986 ... Retired due to injury, Sept. 5, 1996 1986-87--1995-96 525 344 246 590 921 86 55 32 87 160	NEUFELD, Ray ... Right Wing ... 6'3" ... 210 ... Apr. 15, 1959 in St. Boniface MAN (#19) ... Acquired from Winnipeg for Moe Lemay, Dec. 30, 1988 1988-89--1989-90 15 1 3 4 28 10 2 3 5 9	NICHOLSON, Al ... Left Wing ... 6'1" ... 180 ... Apr. 26, 1936 in Estevan SASK (#25) ... Signed as a free agent, Aug. 23, 1955 ... Claimed by Detroit in Reverse Draft, June 12, 1966 1955-56--1956-57 19 0 1 1 4 - - - - -	NICKULAS, Eric ... Right Wing ... 5'11" ... 190 ... Mar. 25, 1975 in Hyannis MA (#72; #21; #47) ... Third pick (fourth round), 99th overall, in the 1994 NHL Entry Draft ... Signed as a free agent, Aug. 23, 2005 1998-99--2000-01; 2005-06 45 7 10 17 24 1 0 0 0 2	NICOLSON, Graeme ... Defense ... 6'0" ... 185 ... Jan. 13, 1958 in North Bay ONT (#32) ... Second pick, 35th overall, in the 1978 NHL Amateur Draft 1978-79 1 0 0 0 0 - - - - -	NIELSEN, Kirk ... Right Wing ... 6'1" ... 205 ... Oct. 19, 1973 in Grand Rapids MN (#60) ... Signed as a free agent, June 7, 1996 1997-98 6 0 0 0 0 - - - - -	NIENHUIS, Kraig ... Left Wing ... 6'2" ... 205 ... May 9, 1961 in Sarnia ONT (#38) ... Signed as a free agent, May 28, 1985 1985-86--1987-88 87 20 16 36 39 2 0 0 0 14	NILAN, Chris ... Right Wing ... 6'0" ... 205 ... Feb. 9, 1958 in Boston MA (#30) ... Acquired from NY Rangers for Greg Johnston and 1990 sixth round draft pick (Barry Young), June 28, 1990 ... Claimed off waivers by Montreal, Feb. 12, 1992 1990-91--1991-92 80 11 14 25 463 19 0 2 2 62	NILL, Jim ... Right Wing ... 6'0" ... 185 ... Apr. 11, 1958 in Hanna ALTA (#8) ... Acquired from Vancouver for Peter McNab, Feb. 3, 1984 ... Traded to Winnipeg for Morris Lukowich, Feb. 4, 1985 1983-84--1984-85 76 4 11 15 143 3 0 0 0 4
---	--	---	---	--	---	--	--	---	---	--



BOSTON BRUINS ALL-TIME ROSTER

NOKELAINEN, Petteri ... Center/Right Wing ... 6'1" ... 195 ... Jan. 16, 1986 in Imatra FIN (#56; #29) ... Acquired from New York Islanders for Ben Walter and 2009 second round draft pick (Kevin Lynch), Sept. 11, 2007 ... Traded to Anaheim for Steve Montador, Mar. 4, 2009.

2007-08--2008-09 90 7 6 13 29 7 0 2 2 4
NORDSTROM, Peter ... Left Wing ... 6'1" ... 200 ... July 26, 1974 in Munkfors SWE
 (#56) ... Third pick, 78th overall, in the 1998 NHL Entry Draft ... Returned to Sweden, Dec.
 16, 1998

1998-99 2 0 0 0 0 - - - - -
NORRIS, Jack ... Goal ... 5'10" ... 185 ... Aug. 5, 1942 in Saskatoon SASK
 (#17) ... Traded to Chicago with Gilles Marotte and Pit Martin for Phil Esposito, Ken Hodge
 and Fred Stanfield, May 15, 1967

NORTON, Jeff ... Defense ... 6'2" ... 195 ... Nov. 25, 1965 in Acton MA
 (#33) ... Acquired from 2002 sixth round draft pick (Mikael Vuorio), Mar. 19,
 2002

NOWAK, Hank ... Left Wing ... 6'1" ... 195 ... Nov. 24, 1950 in Oshawa ONT
 (#18) ... Acquired from Detroit with Earl Anderson for Walt McKechnie and 1975 third
 round draft pick (Clarke Hamilton), Feb. 18, 1975

NYLANDER, Michael ... Center ... 6'1" ... 195 ... Oct. 3, 1972 in Stockholm SWE (#92) ... Acquired from Washington for 2006 second round draft pick (Francois Bouchard), Mar. 4, 2004

- O -

- O -



OATES, Adam ... Center ... 5'11" ... 185 ... Aug. 27, 1962 in Weston ONT (#12) ... Acquired from St. Louis for Craig Janney and Stephane Quintal, Feb. 7, 1992 ... Traded to Washington with Bill Ranford and Rick Tocchet for Jim Carey, Anson Carter, Jason Allison and 1997 third round draft pick (Lee Goren), Mar. 1, 1997

1991-92--1996-97	368	142	357	499	123	42	11	37	48	20
O'BRIEN, Dennis ... Defense ... 6'0" ... 195 ... June 10, 1949 in Port Hope ONT (#28) ... Claimed off waivers from Cleveland, Mar. 10, 1978										
1977-78--1979-80	83	4	11	15	138	14	0	1	1	28

O'BRIEN, Ellard ... Defense ... 6'3" ... 183 ... May 27, 1930 in St. Catharines ONT
Signed as a free agent, Oct. 3, 1950 ... Traded to Hershey/AHL with Dunc Fisher for Ray
Garipey, June, 1953

1955-56	2	0	0	0	0	-	-	-	-
---------	---	---	---	---	---	---	---	---	---

O'CONNELL, Mike ... Defense ... 5'9" ... 180 ... Nov. 25, 1955 in Chicago IL
 (#20) ... Acquired from Chicago for AI Second, Dec. 18, 1980 ... Traded to Detroit for Reed
 Larson, Mar. 10, 1986
 1980-81 ... 1985-86 ... 424 ... 70 ... 198 ... 268 ... 312 ... 39 ... 7 ... 15 ... 22 ... 34

ODDLEIFSON, Chris ... Center ... 6'2" ... 185 ... Sept. 7, 1950 in Brandon MAN
 (#22; #28) ... Acquired from California with Rich Leduc for Ivan Boldirev, Nov. 17, 1971 ...
 Traded to Vancouver with Fred O'Donnell for Bobby Schmatz, Feb. 7, 1974
 1972-73--1973-74 55 10 11 21 25 - - - - -

ODGERS, Jeri ... Right WING ... 6'0" ... 200 ... May 31, 1969 in Spy Hill SASK
 (#36) ... Acquired from San Jose with 1996 fifth round draft pick (Elias Abrahamsson) for Al
 lafrate, June 21, 1996 ... Bought out of contract, Sept., 1997
 1996-97 80 7 8 15 197 - - - - -
O'DONNELL, Fred, Right Wing, 5'10", 175, Dec. 6, 1949 in Kingston, ONT.

DONNELLY, Fred ... Right Wing ... 5 10 ... 175 ... Dec. 6, 1949 in Kingston ONT
 (#16) ... Acquired from Minnesota as future considerations portion of May 7, 1961 Barry
 Gibbs-Tommy Williams trade, May 7, 1971 ... Traded to Vancouver with Chris Oddleifson
 for Bobby Schmatz, Feb. 7, 1974

1972-73--1973-74	115	15	11	26	98	5	0	1	1	5
------------------	-----	----	----	----	----	---	---	---	---	---

O'DONNELL, Sean ... Defense ... 6'3" ... 230 ... Oct. 13, 1971 in Ottawa ONT
 (#27; #21) ... Signed as a free agent, July 2, 2001
 2001-02-2003-04 232 5 47 52 275 13 0 2 2 4
O'DWYER, Billy ... Center ... 6'0" ... 190 ... Jan. 25, 1960 in Boston MA

OLIVER, Harry ... Right Wing ... 5'8" ... 155 ... Oct. 26, 1898 in Selkirk MAN
 (#9) ... Acquired from Calgary/WHL for cash. Sept. 4, 1926 ... Traded to NY Americans for

cash, Nov. 2, 1934

1926-27--1933-34 351 109 59 168 129 30 9 4 13 24

OLIVER, Murray ... Center ... 5'10" ... 170 ... Nov. 14, 1937 in Hamilton ONT
(#16; #17) ... Acquired from Detroit with Gary Aldcorn and Tom P. McCarthy for Vic

Stasiuk and Leo Labine, Jan. 23, 1961 ...Traded to Toronto with cash for Eddie Shack, May 15, 1967

1960-61--1966-67	426	116	214	330	184	-	-	-	-	-
------------------	-----	-----	-----	-----	-----	---	---	---	---	---

OLIWA, Krzysztof ... Left Wing ... 6'5" ... 243 ...Apr. 12, 1973 in Tychy POL

(#33) ...Acquired from NY Rangers for 2004 ninth round draft pick (Christian Mahoney-Wilson), Jan. 6, 2003

2002-03	33	0	0	0	110	-	-	-	-
---------	----	---	---	---	-----	---	---	---	---

O'NEIL, Paul ... Center/Right Wing ... 6'1" ... 185 ... Aug. 24, 1953 in Charlestown MA

(#28) ... Signed as a free agent, Oct. 10, 1975

1975-76	1	0	0	0	0	-	-	-	-
---------	---	---	---	---	---	---	---	---	---

O'NEILL, James "Peggy" ... Center/Right Wing ... 5'8" ... 160 ... Apr. 3, 1913 in Seman, SASK ... (#14)

1933-34--1936-37	140	6	26	32	105	6	1	1	2	13
------------------	-----	---	----	----	-----	---	---	---	---	----

O'REE, Willie ... Left/Right Wing ... 5'10" ... 175 ... Oct. 15, 1935 in Fredericton NB
Traded to Montreal with Stan Maxwell for Cliff Pennington and Terry Gray, June, 1961
1957-58; 1960-61 45 4 10 14 26 - - - - - -
O'REILLY, Terry ... Right Wing ... 6'1" ... 200 ... June 7, 1951 in Niagara Falls ONT

(#23; #24) ... Second pick (first round), 14th overall, in the 1971 NHL Amateur Draft
 1971-72--1984-85 891 204 402 606 2095 108 25 42 67 335
ORR, Bobby ... Defense ... 6'0" ... 197 ... Mar.20, 1948 in Parry Sound ONT ... (#4)
 1966-67--1975-76 631 264 624 888 924 74 26 66 92 107

ORR, Colton ... Right Wing ... 6'3" ... 210 ... Mar. 3, 1982 in Winnipeg MAN
 (#75) ... Signed as a free agent, Sept. 19, 2001 ... Claimed off waivers by NY Rangers, Nov.
 29, 2005

2003-04--2005-06	21	0	0	0	27		-	-	-	-	-
------------------	----	---	---	---	----	--	---	---	---	---	---

OUELLETTE, Gerry ... Right Wing ... 5'9" ... 170 ... Nov. 1, 1938 in Grand Falls NB
Traded to San Francisco/WHL as future considerations portion of July 26, 1962 Orland
Kurtenbach-Ed Panagabko trade, July 7, 1963

1960-61	39	5	4	9	0	-	-	-	-
---------	----	---	---	---	---	---	---	---	---

OUELLETTE, Gerry ... Defense ... 5'11" ... 180 ... Feb. 12, 1903 in Hamilton, ONT

OWEN, George ... Defense ... 5'11" ... 190 ... Feb. 12, 1901 in Hamilton ONT
 (#4; #1) ... Acquired from Toronto for Eric Pettinger and Hugh Plaxton, Jan. 8, 1929
 1928-29--1932-33 183 44 33 77 151 21 2 5 7 25

- P -



PACHAL, Clayton ... Center/Left Wing ... 5'10" ... 185 ... Apr. 21, 1956 in Yorkton SASK (#6; #28) ... First pick, 16th overall, in the 1976 NHL Amateur Draft ... Traded to Colorado for Mark Suzor, Oct. 11, 1978

1976-77--1977-78	11	0	0	0	26	-	-	-	-
------------------	----	---	---	---	----	---	---	---	---

PAHLSSON, Samuel ... Center ... 5'11" ... 190 ... Dec. 17, 1977 in Ornskoldsvik SWE (#27) ... Acquired from Colorado with Brian Rolston, Martin Grenier and 2000 first round draft pick (Martin Samuelsson) for Ray Bourque and Dave Andreychuk, Mar. 6, 2000 ... Traded to Anaheim for Patrick Traverse and Andrei Nazarov, Nov. 18, 2000

2000-01	17	1	1	2	6	-	-	-	-
PALAZZARI, Aldo ... Right Wing ... 5'7" ... 168 ... July 25, 1918 in Eveleth MN									
(#9) ... Traded to NY Rangers for cash, Feb. 22, 1944									
1943-44	24	6	3	9	4	-	-	-	-

PALMER, Brad ... Left Wing ... 6'0" ... 185 ... Sept. 14, 1961 in Duncan BC (#21) ... Acquired from Minnesota with Dave Donnelly for Boston agreeing not to select Brian Bellows in 1982 Entry Draft, June 9, 1982

1982-83	73	6	11	17	18	7	1	0	1	0
---------	----	---	----	----	----	---	---	---	---	---

PANAGABKO, Ed ... Center ... 5'8" ... 1'0" ... May 17, 1930 in Norquay SASK
 (#22) ...Traded to San Francisco/WWHL with Orland Kurtenbach and future considerations
 (Jerry Ouelette, July 7, 1963) for Larry McNabb and cash, July 26, 1962
 1955-56-1956-57 29 0 3 3 38 - - - - -
 PANTELLEV, Grigori ... Left Wing ... 5'9" ... 190 ... Nov 13, 1972 in Gostello USSR

PANTELEV, Grigori ... Left Wing ... 5 9 ... 190 ... Nov. 13, 1972 in Gastello USSR (#13) ... Fifth pick (sixth round), 136th overall, in the 1992 NHL Entry Draft
1992-93--1994-95 50 8 6 14 12 - - - - -

PARENT, Bernie ... Goal ... 5'10" ... 180 ... Apr. 3, 1945 in Montreal, Quebec (#30) ... Claimed by Philadelphia in NHL Expansion Draft June 6 1967

(#737) ... Claimed by Philadelphia in NHL Expansion Draft, June 6, 1967
1965-66-1966-67 57 - 0 0 0 2 - - - - -
PARISE, Jean-Paul ... Left Wing ... 5'9" ... 175 ... Dec. 11, 1941 in Smooth Rock Falls ONT
(#17; #27) ... Claimed by Oakland in NHL Expansion Draft, June 6, 1967
1965-66-1966-67 21 2 2 4 10 - - - - -

PARK, Brad ... Defense ... 6'0" ... 200 ... July 6, 1948 in Toronto ONT
 (#22) ... Acquired from NY Rangers with Jean Ratelle and Joe Zanuszi for Phil Esposito and
 Carol Vadnais, Nov. 7, 1975

1975-76--1982-83	501	100	317	417	553	91	23	55	78	77
------------------	-----	-----	-----	-----	-----	----	----	----	----	----

PASIN, Dave ... Right Wing ... 6'1" ... 205 ... July 8, 1966 in Edmonton ALTA (#37) ... First pick, 19th overall, in the 1984 NHL Entry Draft ... Traded to Los Angeles for Paul Guay, Nov. 3, 1988	71	18	19	37	50	3	0	1	1	0
--	----	----	----	----	----	---	---	---	---	---

PATTERSON, George ... Left/Right Wing ... 6'1" ... 176 ... May 22, 1906 in Kingston ONT
Acquired from NY Americans with Lloyd Gross for Art Chapman and Bob Gracie, Jan. 11,
1934 ... Traded to Detroit for Gene Carrigan, Oct. 10, 1934

1933-34	10	0	1	1	2	-	-	-	-	-
---------	----	---	---	---	---	---	---	---	---	---

PAYNE, Davis ... Left Wing ... 6'2" ... 205 ... Sept. 24, 1970 in Port Alberni BC (#44; #17) ... Signed as a free agent, Oct. 6, 1995
1995-96-1996-97 22 0 | | 14 - - - -

PEDERSEN, Allen ... Defense ... 6'3" ... 210 ... Jan. 13, 1965 in Fort Saskatchewan ALTA

#41) ... Fifth pick, 105th overall, in the 1983 NHL Entry Draft ... Claimed by Minnesota in NHL Expansion Draft, May 30, 1991

1986-87-1990-91	333	4	31	35	408	64	0	0	0	91
-----------------	-----	---	----	----	-----	----	---	---	---	----

PEDERSON, Barry ... Center ... 5'11" ... 185 ... Mar. 13, 1961 in Big River SASK
 (#42) ... 1986-87-1990-91 ...

(#18; #21; #10; #12) ... First pick, 18th overall, in the 1980 NHL Entry Draft ... Traded to Vancouver for Cam Neely and 1987 first round draft pick (Glen Wesley), June 6, 1986 ... Acquired from Hartford for future considerations, Nov. 14, 1991 ... Released from contract, Mar. 10, 1992
1990, 91 - 1995, 96 -

1980-81...1985-86;
1991-92 379 166 251 417 248 34 22 30 52 25
PEETERS, Pete ... Goal ... 6'1" ... 195 ... Aug. 17, 1957 in Edmonton ALTA
(#1) ... Acquired from Philadelphia for Brad McCrimmon, June 9, 1982 ... Traded to Washington for Pat Babin, Nov. 14, 1985

History . All-Time Roster . 27



BOSTON BRUINS ALL-TIME ROSTER

1982-83--1985-86	171	-	4	4	93	21	-	0	0	10
PEIRSON, John ... Right Wing ... 5'11" ... 170 ... July 21, 1925 in Winnipeg MAN ... (#23)										
1946-47--1953-54;										
1955-56--1957-58	545	153	173	326	315	49	9	17	26	26
PELLERIN, Scott ... Center/Left Wing ... 5'11" ... 190 ... Jan. 9, 1970 in Shediac NB										
(#33) ... Signed as a free agent, July 26, 2001 ... Claimed off waivers by Dallas, Jan. 12, 2002										
2001-02	35	1	5	6	6	-	-	-	-	-
PELLETIER, Pascal ... Right Wing ... 5'11" ... 190 ... June 16, 1983 in Labrador City NFLD										
(#42) ... Signed as a free agent, July 28, 2006 ... Traded to Chicago for Martin St. Pierre, July 24, 2008										
2007-08	6	0	0	0	0	-	-	-	-	-
PENNINGTON, Cliff ... Center ... 6'0" ... 170 ... Apr. 18, 1940 in Winnipeg MAN										
(#7) ... Acquired from Montreal with Terry Gray for Willie O'Ree and Stan Maxwell, June, 1961 ... Traded to San Francisco/WHL for cash, June, 1963										
1961-62--1962-63	97	16	42	58	6	-	-	-	-	-
PERREAULT, Bob ... Goal ... 5'8" ... 170 ... Jan. 28, 1931 in Trois Rivières QBC										
(#1) ... Acquired from Detroit for Ed Chadwick and Barry Ashbee, June, 1962 ... Claimed by Toronto in Reverse Draft, June 9, 1965										
1962-63	22	-	0	0	0	-	-	-	-	-
PETERS, Garry ... Center ... 5'10" ... 170 ... Oct. 9, 1942 in Regina SASK										
(#25) ... Claimed from Philadelphia in Intra-League Draft, June 8, 1971 ... Claimed by NY Islanders in NHL Expansion Draft, June 6, 1972										
1971-72	2	0	0	0	2	1	0	0	0	0
PETERS, Jimmy ... Right Wing ... 5'11" ... 165 ... Oct. 2, 1922 in Montreal QBC										
(#9) ... Acquired from Montreal with John Quilty for Joe Carveth, Dec. 17, 1947 ... Traded to Detroit with Pete Babando, Clare Martin and Lloyd Durham for Bill Quackenbush and Pete Horeck, Aug. 16, 1949										
1947-48--1948-49	97	28	30	58	46	9	1	3	4	2
PETTIE, Jim ... Goal ... 6'0" ... 195 ... Oct. 24, 1953 in Toronto ONT										
(#29; #31) ... Tenth pick (ninth round), 142nd overall, in the 1973 NHL Amateur Draft										
1976-77--1978-79	21	-	0	0	23	-	-	-	-	-
PETTINGER, Eric ... Left Wing/Center ... 6'0" ... 175 ... Dec. 14, 1904 in Bierley ENG										
(#4) ... Acquired from Toronto with cash for Jimmy Herberts, Dec. 21, 1927 ... Traded to Toronto with Hugh Plaxton for George Owen, Jan. 10, 1929										
1928-29	17	0	0	0	17	-	-	-	-	-
PETTINGER, Gordon ... Center ... 6'0" ... 175 ... Nov. 17, 1911 in Harrogate ENG										
(#11) ... Acquired from Detroit for Red Beattie, Dec. 19, 1937										
1937-38--1939-40	107	20	30	50	20	15	1	1	2	7
PIDHIRNY, Harry ... Center ... 5'11" ... 155 ... Mar. 5, 1928 in Toronto ONT										
Traded to San Francisco/WHL for cash, Sept., 1961										
1957-58	2	0	0	0	0	-	-	-	-	-
PLANTE, Jacques ... Goal ... 6'0" ... 175 ... Jan. 17, 1929 in Shawinigan Falls ONT										
(#31) ... Acquired from Toronto with 1973 third round draft pick (Doug Gibson) for 1973 first round draft pick (Ian Turnbull) and future considerations (Ed Johnston, May 22, 1973), Mar. 3, 1973										
1972-73	8	-	2	2	2	2	-	0	0	0
PLETT, Willi ... Right Wing ... 6'3" ... 205 ... June 7, 1955 in Paraguay SA										
(#25) ... Claimed from NY Rangers in Waiver Draft, Oct. 5, 1987										
1987-88	65	2	3	5	170	17	2	4	6	74
PODLOSKI, Ray ... Center ... 6'2" ... 210 ... Jan. 5, 1966 in Edmonton ALTA										
(#43) ... Second pick, 40th overall, in the 1984 NHL Entry Draft										
1988-89	8	0	1	1	17	-	-	-	-	-
POILE, Norman "Bud" ... Right Wing ... 6'0" ... 189 ... Feb. 10, 1924 in Fort William ONT										
Acquired from NY Rangers for cash, Dec. 22, 1949										
1949-50	39	16	14	30	6	-	-	-	-	-
POLIZIANI, Dan ... Right Wing ... 5'11" ... 158 ... Jan. 8, 1935 in Sydney NS										
(#18) ... Claimed from Cleveland/AHL in Inter-League Draft, June 3, 1958 ... Traded to Hershey/AHL for Willie Marshall, June, 1963										
1958-59	1	0	0	0	0	3	0	0	0	0
POPIEL, Paul ... Defense ... 5'10" ... 175 ... Feb. 28, 1943 in Sollested DEN										
(#29) ... Claimed from Chicago in Intra-League Draft, June 9, 1965 ... Claimed by Los Angeles in NHL Expansion Draft, June 6, 1967										
1965-66	3	0	1	1	2	-	-	-	-	-
POPOVIC, Peter ... Defense ... 6'6" ... 235 ... Feb. 10, 1968 in Koping, Sweden										
(#23) ... Signed as a free agent, July 2, 2000										
2000-01	60	1	6	7	48	-	-	-	-	-
PORTLAND, Jack ... Defense ... 6'2" ... 185 ... July 30, 1912 in Waubesa, Wis. ONT										
(#8) ... Acquired from Montreal for Tony Savage and cash, Dec. 3, 1934 ... Traded to Chicago for Des Smith, Jan. 27, 1940										
1934-35--1939-40	187	7	20	27	148	18	0	0	0	19
POTVIN, Felix ... Goal ... 6'1" ... 190 ... June 23, 1971 in Anjou QBC										
(#29) ... Signed as a free agent, Sept. 3, 2003										
2003-04	28	-	0	0	8	-	-	-	-	-
POTVIN, Marc ... Right Wing ... 6'1" ... 200 ... Jan. 29, 1967 in Ottawa ONT										
(#29) ... Signed as a free agent, June 28, 1994										
1994-95--1995-96	33	0	1	1	16	5	0	1	1	18
POULIN, Dave ... Center ... 5'11" ... 190 ... Dec. 17, 1958 in Timmins ONT										
(#19) ... Acquired from Philadelphia for Ken Linseman, Jan. 16, 1990										
1989-90--1992-93	165	34	68	102	117	53	12	18	30	60
PRAJSER, Petr ... Defense ... 6'2" ... 200 ... Sept. 21, 1965 in Hradec Kralov CZE										
(#52) ... Signed as a free agent, Aug. 1, 1991										
1991-92	3	0	0	0	2	-	-	-	-	-
PRATT, Jack ... Center/Defense ... 6'0" ... 190 ... Apr. 13, 1906 in Edinburgh SCOT										
Signed as a free agent, Nov. 5, 1930										
1930-31--1931-32	37	2	0	2	42	-	-	-	-	-
PRATT, Walter "Babe" ... Defense ... 6'3" ... 212 ... Jan. 7, 1916 in Stony Mountain MAN										
(#4; #21) ... Acquired from Toronto for Eric Pogue and cash, June 19, 1946 ... Traded to Cleveland/AHL for cash, May 15, 1947										
1946-47	31	4	4	8	25	-	-	-	-	-

PRENTICE, Dean ... Left Wing ... 5'11" ... 180 ... Oct. 5, 1932 in Shumacher ONT										
(#17) ... Acquired from NY Rangers for Don McKenney and Dick Meissner, Feb. 4, 1963										
... Traded to Detroit with Leo Boivin for Gary Doak, Ron Murphy, Bill Lesuk and future considerations (Steve Atkinson, June 6, 1966), Feb. 16, 1966										
1962-63--1965-66	170	50	56	106	63	-	-	-	-	-
PRIMEAU, Wayne ... Center ... 6'4" ... 230 ... June 4, 1976 in Scarborough ONT										
(#20) ... Acquired from San Jose with Brad Stuart and Marco Sturm for Joe Thornton, Nov. 30, 2005 ... Traded to Calgary with Brad Stuart and Washington's 2008 fourth round draft pick (T.J. Brodie) for Chuck Kobasew and Andrew Ference, Feb. 10, 2006										
2005-06--2006-07	101	13	16	29	115	-	-	-	-	-
PRONGER, Sean ... Center ... 6'3" ... 210 ... Nov. 30, 1972 in Dryden ONT										
(#46) ... Signed as a free agent, Aug. 25, 1999 ... Traded to NY Islanders for cash, Dec. 5, 2000										
1999-2000	11	0	1	1	13	-	-	-	-	-
PRONOVOST, Andre ... Left Wing ... 5'10" ... 188 ... July 9, 1936 in Shawinigan Falls QBC										
(#14; #23) ... Acquired from Montreal for Jean-Guy Gendron, Nov. 27, 1960 ... Traded to Detroit for Forbes Kennedy, Dec. 3, 1962										
1960-61--1962-63	138	26	21	47	110	-	-	-	-	-
PRONOVOST, Claude ... Goal ... 5'9" ... 170 ... July 22, 1935 in Shawinigan Falls QBC										
Loaned from Montreal/QHL to replace injured John Henderson, Jan. 14, 1956										
1955-56	1	-	0	0	2	-	-	-	-	-
PROPP, Brian ... Left Wing ... 5'10" ... 195 ... Feb. 15, 1959 in Lanigan SASK										
(#36) ... Acquired from Philadelphia for 1990 second round draft pick (Terran Sandwith), Mar. 2, 1990										
1989-90	14	3	9	12	10	20	4	9	13	2
PRPIC, Joel ... Center ... 6'7" ... 225 ... Sept. 25, 1974 in Sudbury ONT										
(#39) ... Ninth pick, 233rd overall, in the 1993 NHL Entry Draft										
1997-98; 1999-2000	15	0	3	2	-	-	-	-	-	-
PUSIE, Jean ... Defense ... 6'0" ... 205 ... Oct. 15, 1910 in Montreal QBC										
Acquired from NY Rangers for Percy Jackson, Nov. 1, 1934 ... Traded to Montreal with Walt Buswell and cash for Roger Jenkins, July 13, 1935										
1934-35	4	1	0	1	0	-	-	-	-	-

- Q -



QUACKENBUSH, Bill</

BOSTON BRUINS ALL-TIME ROSTER

RATHWELL, John "Jake" ... Right Wing ... 6'0" ... 190 ... Aug. 12, 1947 in Temiscoumque QBC Acquired from St. Louis with 1974 second round draft pick (Mark Howe) and cash for Don Awrey, Oct. 5, 1973 1974-75 1 0 0 0 0 - - - -	
RAVLICH, Matt ... Defense ... 5'10" ... 185 ... July 12, 1938 in Sault Ste. Marie ONT (#23) ... Claimed from Chicago in Inter-League Draft, June 12, 1961 ... Traded to Chicago with Jerry Toppazzini for Murray Balfour and Mike Draper, June 9, 1964 1962-63; 1971-72--1972-7332 1 2 3 2 - - - -	
RAYCROFT, Andrew ... Goal ... 6'0" ... 185 ... May 4, 1980 in Belleville ONT (#1) ... Fourth pick (fifth round), 135th overall, in the 1998 NHL Entry Draft ... Traded to Toronto for Tuukka Rask, June 24, 2006 2000-01--2005-06 108 - 2 2 0 7 - 0 0 2	
REARDON, Terry ... Center/Right Wing ... 5'10" ... 170 ... Apr. 6, 1919 in Winnipeg MAN (#7; #19) ... Acquired from NY Americans with Tom Cooper as future considerations portion of Jan. 25, 1937 Joe Jerwa trade, Oct. 17, 1937 ... Loaned to Montreal for loan of Paul Gauthier, Nov. 5, 1941 1938-39--1940-41; 1945-46--1946-47 147 24 30 54 57 27 6 8 14 10	
REASONER, Marty ... Center ... 6'1" ... 200 ... Feb. 26, 1977 in Honeoye Falls NY (#36) ... Acquired from Edmonton with Yan Stastny and 2006 second round draft pick (Milan Lucic) for Sergei Samsonov, Mar. 9, 2006 2005-06 19 2 6 8 8 - - - -	
RECCHI, Mark ... Right Wing ... 5'10" ... 195 ... Feb. 1, 1968 in Kamloops BC (#28) ... Acquired from Tampa Bay with 2010 second round draft pick for Martins Karsums and Matt Lashoff, Mar. 4, 2009 2008-09 18 10 6 16 2 11 3 3 6 2	
REDHAL, Gordon ... Right Wing ... 5'11" ... 170 ... Aug. 28, 1935 in Kinistino SASK (#12) ... Claimed from NY Rangers in Intra-League Draft, June 3, 1958 ... Traded to Toronto for Bo Elik, Nov. 21, 1958 1958-59 18 0 1 1 2 - - - -	
REDDING, George ... Left Wing/Defense ... 5'7" ... 145 ... Mar. 6, 1903 in Peterborough ONT (#10; #9) ... Signed as a free agent, Oct. 16, 1924 1924-25--1925-26 55 3 2 5 23 - - - -	
REDMOND, Dick ... Defense ... 5'11" ... 178 ... Aug. 14, 1949 in Kirkland Lake ONT (#6) ... Acquired from Atlanta for Gregg Sheppard, Sept. 6, 1978 1978-79--1981-82 235 36 79 115 124 26 1 7 8 13	
REECE, Dave ... Goal ... 6'1" ... 190 ... Sept. 13, 1948 in Troy NY (#29; #30) ... Signed as a free agent, Nov. 24, 1972 1975-76 14 - 0 0 0 - - - -	
REGAN, Larry ... Right Wing ... 5'9" ... 162 ... Aug. 9, 1930 in North Bay ONT (#15; #24) ... Claimed from Quebec/QHL in Inter-League Draft, June 5, 1956 ... Claimed off waivers by Toronto, Jan. 7, 1959 1956-57--1958-59 164 30 53 83 61 20 3 10 13 16	
REIBEL, Earl ... Center ... 5'8" ... 160 ... July 21, 1930 in Kitchener ONT (#11) ... Claimed from Chicago in Intra-League Draft, June 3, 1958 1958-59 63 6 8 14 16 4 0 0 0 0	
REICH, Jeremy ... Left Wing ... 6'1" ... 200 ... Feb. 11, 1979 in Craik SASK (#53) ... Signed as a free agent, Aug. 30, 2005 2006-07--2007-08 90 2 3 5 141 4 0 0 0 8	
REID, Dave ... Left Wing ... 6'1" ... 217 ... May 15, 1964 in Toronto ONT (#34; #31; #36; #17) ... Fourth pick (third round), 60th overall, in the 1982 NHL Entry Draft ... Signed as a free agent, Dec. 1, 1991 1983-84--1987-88; 1991-92--1995-96 387 89 92 181 115 45 5 8 13 8	
REIGLE, Ed ... Defense ... 5'9" ... 180 ... June 19, 1924 in Winnipeg MAN Acquired from Cleveland/AHL for cash, Apr. 17, 1950 ... Traded to Detroit for cash, May, 1951 1950-51 17 0 2 2 25 - - - -	
RICHER, Stephane ... Defense ... 5'11" ... 190 ... Apr. 28, 1966 in Hull QBC (#25) ... Acquired from Tampa Bay for Bob Beers, Oct. 28, 1992 ... Claimed by Florida in NHL Expansion Draft, June 24, 1993 1992-93 21 1 4 5 18 3 0 0 0 0	
RICHTER, Barry ... Defense ... 6'2" ... 200 ... Sept. 11, 1970 in Madison WI (#46) ... Signed as a free agent, July 17, 1996 1996-97 50 5 13 18 32 - - - -	
RIENDEAU, Vincent ... Goal ... 5'10" ... 185 ... Apr. 20, 1966 in St. Hyacinthe QBC (#37) ... Acquired from Detroit for 1995 fifth round draft pick (Chad Wilchynski), Jan. 17, 1994 ... Contract terminated, Apr. 25, 1995 1993-94--1994-95 29 - 1 1 2 2 - 0 0 0	
RIGGIN, Pat ... Goal ... 5'9" ... 170 ... May 26, 1959 in Kincardine ONT (#1; #30) ... Acquired from Washington for Pete Peeters, Nov. 14, 1985 ... Traded to Pittsburgh for Roberto Romano, Feb. 6, 1987 1985-86--1986-87 49 - 0 0 4 1 - 0 0 2	
RILEY, Jack ... Center ... 5'11" ... 160 ... Dec. 29, 1910 in Berkenla IRE (#9) ... Acquired from Montreal for Paul Haynes, Sept. 30, 1935 1935-36 8 0 0 0 0 - - - -	
RING, Bobby ... Goal ... 5'10" ... 170 ... Oct. 6, 1946 in Winchester MA Spare goaltender replaced injured Ed Johnston in Oct. 30, 1965 game 1965-66 1 - 0 0 0 - - - -	
RIPLEY, Vic ... Left Wing ... 5'8" ... 170 ... May 30, 1906 in Elgin ONT (#12) ... Acquired from Chicago for Billy Burch, Jan. 17, 1933 ... Traded to NY Rangers with Roy Burmeister for Babe Siebert, Dec. 18, 1933 1932-33--1933-34 37 4 6 10 27 5 1 0 1 0	
RITTINGER, Alan ... Right/Left Wing ... 5'9" ... 155 ... Jan. 28, 1925 in Regina SASK ... (#17) 1943-44 19 3 7 10 0 - - - -	
RIVERS, Jamie ... Defense/Left Wing ... 6'1" ... 208 ... Mar. 16, 1975 in Ottawa ONT (#31) ... Claimed off waivers from Ottawa, Oct. 13, 2001 2001-02 64 4 2 6 45 3 0 0 0 0	

RIVERS, Wayne ... Right Wing ... 5'9" ... 177 ... Feb. 1, 1942 in Hamilton ONT (#25) ... Claimed from Detroit in Inter-League Draft, June 4, 1963 ... Claimed by St. Louis in NHL Expansion Draft, June 6, 1967 1963-64--1966-67 80 11 26 37 86 - - - -	
ROBERTS, Doug ... Right Wing ... 6'2" ... 212 ... Oct. 28, 1942 in Detroit MI (#28) ... Acquired from California for cash, Sept. 4, 1971 ... Traded to Detroit for cash, Nov. 23, 1973 1971-72--1973-74 55 5 8 13 9 5 2 0 2 6	
ROBERTS, Gord ... Defense ... 6'1" ... 195 ... Oct. 2, 1957 in Detroit MI (#14) ... Signed as a free agent, June 19, 1992 1992-93--1993-94 124 6 18 24 145 16 0 1 1 14	
ROBERTS, Maurice ... Goal ... 5'9" ... 165 ... Dec. 13, 1905 in Waterbury CT (#1) ... Signed as a free agent, Dec. 8, 1925 1925-26 2 - 0 0 0 - - - -	
ROBINSON, Nathan ... Center ... 5'9" ... 181 ... Dec. 31, 1981 in Scarborough ONT (#51) ... Signed as a free agent, Aug. 15, 2005 2005-06 2 0 0 0 0 - - - -	
ROBITAILLE, Randy ... Center ... 5'11" ... 195 ... Oct. 12, 1975 in Ottawa ONT (#43; #48; #16) ... Signed as a free agent, Mar. 27, 1997 ... Traded to Atlanta for Peter Ferraro, June 25, 1999 1996-97--1998-99 9 0 2 2 0 1 0 0 0 0	
ROCHE, Earl ... Left Wing ... 5'11" ... 175 ... Feb. 22, 1910 in Prescott ONT Signed as a free agent, Jan. 14, 1933 ... Traded to Ottawa as future considerations portion of Jan. 25, 1933 Alex Smith trade, Jan. 25, 1933 1932-33 3 0 0 0 0 - - - -	
RODDEN, Eddie ... Center ... 5'7" ... 150 ... Mar. 22, 1901 in Mattawa ONT (#10) ... Acquired from Toronto for cash, June 20, 1928 ... Traded to London/IHL for cash, Oct. 16, 1929 1928-29 20 0 0 0 10 - - - -	
ROHLOFF, Jon ... Defense ... 6'0" ... 221 ... Oct. 3, 1969 in Mankato MN (#38) ... Seventh pick (ninth round), 186th overall, in the 1988 NHL Entry Draft 1994-95--1996-97 150 7 25 32 129 10 1 2 3 8	
ROLFE, Dale ... Defense ... 6'4" ... 210 ... Apr. 30, 1940 in Timmins ONT Traded to Springfield/AHL with Bruce Gamble, Terry Gray and Randy Miller for Bob McCord, June, 1963 1959-60 3 0 0 0 0 - - - -	
ROLSTON, Brian ... Center/Left Wing ... 6'2" ... 200 ... Feb. 21, 1973 in Flint MI (#12) ... Acquired from Colorado with Samuel Pahlsson, Martin Grenier and 2000 first round draft pick (Martin Samuelsson) for Ray Bourque and Dave Andreychuk, Mar. 6, 2000 1999-2000--2003-04 338 101 135 236 136 18 5 3 8 8	
ROMANO, Roberto ... Goal ... 5'6" ... 170 ... Oct. 10, 1962 in Montreal QBC (#1) ... Acquired from Pittsburgh for Pat Riffin, Feb. 6, 1987 1986-87 1 - 0 0 0 - - - -	
RONTY, Paul ... Center ... 6'0" ... 160 ... June 12, 1928 in Toronto ONT (#20) ... Traded to NY Rangers for Gus Kyle, Pentti Lund and cash, Sept. 20, 1951 1947-48--1950-51 224 56 98 154 39 16 1 7 8 4	
ROWE, Bobby ... Right Wing/Defense ... 5'6" ... 160 ... Date unknown in Heathcote ONT (#3) ... Acquired from Seattle/WCHL for cash, Nov. 2, 1924 1924-25 4 1 0 1 0 - - - -	
ROY, Andre ... Left Wing ... 6'3" ... 202 ... Feb. 8, 1975 in Port Chester NY (#49) ... Fifth pick (sixth round), 151st overall, in the 1994 NHL Entry Draft 1995-96--1996-97 13 0 2 2 12 - - - -	
ROY, Jean-Yves ... Right Wing ... 5'10" ... 180 ... Feb. 17, 1969 in Rosemere QBC (#43) ... Signed as a free agent, July 9, 1996 1996-97--1997-98 54 10 15 25 22 - - - -	
ROZZINI, Gino ... Center ... 5'8" ... 150 ... Oct. 24, 1918 in Shawinigan Falls QBC (#9; #12) ... Signed as a free agent, Nov. 2, 1944 1944-45 31 5 10 15 20 6 1 2 3 6	
RUHNKE, Kent ... Right Wing ... 6'1" ... 190 ... Sept. 18, 1952 in Toronto ONT (#16; #23) ... Signed to five-game try-out agreement, Mar. 30, 1976 1975-76 2 0 1 1 0 - - - -	
RUNGE, Paul ... Center/Left Wing ... 5'11" ... 167 ... Sept. 10, 1908 in Edmonton ALTA (#9) ... Signed as a free agent, Nov. 5, 1930 ... Traded to Philadelphia/Can-Am for cash, Sept., 1932 ... Acquired from Montreal for cash, Dec. 24, 1935 ... Traded to Montreal for cash, Apr., 1936 1930-31--1931-32; 1935-36 48 8 3 11 22 2 0 0 0 2	
RUZICKA, Vladimir ... Center ... 6'3" ... 215 ... June 6, 1963 in Most CZE (#38) ... Acquired from Edmonton for Greg Hawgood, Oct. 22, 1990 1990-91--1992-93 166 66 66 132 105 30 4 14 18 2	
RYDER, Michael ... Right Wing ... 6'0" ... 192 ... Mar. 31, 1980 in St. John's NFLD (#73) ... Signed as a free agent, July 1, 2008 2008-09 74 27 26 53 26 11 5 8 13 8	

- S -



ST. PIERRE, Martin ... Center ... 5'9" ... 185 ... Aug. 11, 1983 in Ottawa ONT
(#47) ... Acquired from Chicago for Pascal Pelletier, July 24, 2008
2008-09 14 2 2 4 - - - -



BOSTON BRUINS ALL-TIME ROSTER

SAMSONOV, Sergei ... Left Wing ... 5'8" ... 184 ... Oct. 27, 1978 in Moscow RUS (#14) ... Second pick (first round), eighth overall, in the 1997 NHL Entry Draft ... Traded to Edmonton for Marty Reasoner, Yan Stastny and 2006 second round draft pick (Milan Lucic), Mar. 9, 2006 1997-98--2005-06 514 164 212 376 103 35 9 15 24 0	
SAMUELSSON, Martin ... Right Wing ... 6'2" ... 190 ... Jan. 25, 1982 in Uplands-Vasby SWE (#43) ... Second pick (first round), 27th overall, in the 2000 NHL Entry Draft 2002-03--2003-04 14 0 1 1 2 - - - - -	
SANDERSON, Derek ... Center ... 6'0" ... 185 ... June 16, 1946 in Niagara Falls ONT (#23; #27; #17; #16) ... Signed with the WHA in the 1972 off-season ... Signed as a free agent, Feb., 1973 ... Traded to NY Rangers for Walt McKechnie, June 12, 1974 1965-66--1973-74 389 135 159 294 686 50 17 12 29 187	
SANDFORD, Ed ... Left Wing ... 6'1" ... 180 ... Aug. 20, 1928 in New Toronto ONT (#7) ... Traded to Detroit with Gilles Boisvert, Real Chevrefils, Warren Godfrey and Norm Corcoran for Marcel Bonin, Vic Stasiuk, Terry Sawchuk and Lorne Davis, June 3, 1955 1947-48--1954-55 441 94 136 230 299 42 13 11 24 27	
SANDS, Charlie ... Center/Right Wing ... 5'9" ... 160 ... May 23, 1911 in Fort William ONT (#4; #6) ... Acquired from Toronto for cash, May 12, 1934 ... Traded to Montreal with Ray Getliffe for Herb Cain, Oct. 10, 1939 1934-35--1938-39 211 63 38 101 36 13 2 3 5 0	
SARNER, Craig ... Right Wing ... 5'11" ... 185 ... June 20, 1949 in St. Paul MN Signed as a free agent, Mar., 1972 1974-75 7 0 0 0 0 - - - - -	
SATHER, Glen ... Left Wing ... 5'11" ... 180 ... Sept. 2, 1943 in High River ALTA (#14) ... Claimed from Memphis/CHL in Inter-League Draft, June 8, 1965 ... Claimed by Pittsburgh in Intra-League Draft, June 11, 1969 1966-67--1968-69 146 12 23 35 101 13 0 0 0 18	
SAUVE, Philippe ... Goal ... 6'0" ... 190 ... Feb. 27, 1980 in Buffalo NY (#35) ... Acquired from Phoenix for Tyler Redenbach, Nov. 4, 2006 2006-07 2 - 0 0 0 - - - - -	
SAVAGE, Andre ... Center ... 6'0" ... 195 ... May 27, 1975 in Ottawa ONT (#54; #28) ... Signed as a free agent, June 18, 1998 1998-99--2000-01 50 8 13 21 10 - - - - -	
SAVAGE, Gordon ... Defense ... 6'0" ... 175 ... July 18, 1906 in Calgary ALTA Acquired from Montreal for Tommy Filmore and cash, Nov. 5, 1934 ... Traded to Montreal with cash for Jack Portland, Dec. 3, 1934 1934-35 8 0 0 0 2 - - - - -	
SAVARD, Andre ... Center ... 6'1" ... 185 ... Feb. 9, 1953 in Temiscamingue QBC (#11) ... First pick, sixth overall, in the 1973 NHL Amateur Draft 1973-74--1975-76 228 52 62 114 144 31 5 7 12 35	
SAVARD, Marc ... Center ... 5'10" ... 196 ... July 17, 1977 in Ottawa ONT (#71; #91) ... Signed as a free agent, July 1, 2006 2006-07--2008-09 238 62 200 262 232 18 7 12 19 10	
SAWCHUK, Terry ... Goal ... 5'11" ... 195 ... Dec. 28, 1929 in Winnipeg MAN (#1) ... Acquired from Detroit with Marcel Bonin, Lorne Davis and Vic Stasiuk for Gilles Boisvert, Real Chevrefils, Norm Corcoran, Warren Godfrey and Ed Sandford, June 3, 1955 ... Traded to Detroit for John Bucyk, June 10, 1957 1955-56--1956-57 102 - 0 0 34 - - - - -	
SAWYER, Kevin ... Left Wing ... 6'2" ... 205 ... Feb. 21, 1974 in Christina Lake BC (#14; #19) ... Acquired from St. Louis with Steve Staios for Steve Leach, Mar. 8, 1996 1995-96--1996-97 4 0 0 0 5 - - - - -	
SCATCHARD, Dave ... Center ... 6'3" ... 220 ... Feb. 20, 1976 in Hinton ALTA (#38) ... Signed as a free agent, Aug. 2, 2005 ... Traded to Phoenix for David Tanabe, Nov. 18, 2005 2005-06 16 4 6 10 28 - - - - -	
SCHAEFER, Peter ... Left Wing ... 6'1" ... 200 ... July 12, 1977 in Regina SASK (#72) ... Acquired from Ottawa for Shean Donovan, July 17, 2007 ... Bought out of contract, June 30, 2009 2007-08 63 9 17 26 18 7 1 3 4 0	
SCHAFER, Paxton ... Goal ... 5'9" ... 164 ... Feb. 26, 1976 in Medicine Hat ALTA (#1) ... Third pick (second round), 47th overall, in the 1995 NHL Entry Draft 1996-97 3 - 0 0 0 - - - - -	
SCHERZA, Charlie ... Left Wing/Center ... 5'10" ... 190 ... Feb. 15, 1923 in Brandon MAN (#9) ... Traded to NY Rangers for cash, Nov., 1943 1943-44 9 1 1 2 6 - - - - -	
SCHMAUTZ, Bob ... Right Wing ... 5'9" ... 172 ... Mar. 28, 1945 in Saskatoon SASK (#11; #17) ... Acquired from Vancouver for Fred O'Donnell and Chris Oddleifson, Feb. 7, 1974 ... Traded to Edmonton for Dan Newman, Dec. 10, 1979 1973-74--1979-80 354 134 161 295 444 70 26 30 56 90	
SCHMIDT, Clarence ... Right Wing ... 5'11" ... 165 ... Sept. 17, 1925 in Williams MN 1943-44 7 1 0 1 2 - - - - -	
SCHMIDT, John "Jackie" ... Left Wing ... 5'10" ... 155 ... Nov. 11, 1924 in Odessa SASK ... (#7) 1942-43 45 6 7 13 6 5 0 0 0 0	
SCHMIDT, Joseph ... Defense ... 5'10" ... 157 ... Nov. 5, 1926 in Odessa SASK Signed as a free agent, Dec. 7, 1943 1943-44 2 0 0 0 0 - - - - -	
SCHMIDT, Milt ... Center ... 6'0" ... 185 ... Mar. 5, 1918 in Kitchener ONT (#15) ... Signed as a free agent, Oct. 9, 1935 1936-37--1941-42; 1945-46--1954-55 776 229 346 575 466 86 24 25 49 60	
SCHNARR, Werner ... Center ... 5'7" ... 145 ... Mar. 23, 1903 in Kitchener ONT (#9; #10) ... Signed as a free agent, Oct. 29, 1924 1924-25--1925-26 26 0 0 0 0 - - - - -	
SCHOCK, Danny ... Left Wing ... 5'11" ... 180 ... Dec. 30, 1948 in Terrace Bay ONT (#23) ... Traded to Philadelphia with Rick MacLeish for Mike Walton, Feb. 1, 1971 1969-70--1970-71 6 0 0 0 0 1 0 0 0 0	
SCHOCK, Ron ... Center ... 5'11" ... 180 ... Dec. 19, 1943 in Chapleau ONT (#23) ... Claimed by St. Louis in NHL Expansion Draft, June 6, 1967	

1963-64--1966-67 128 17 31 48 28 - - - - -	
SCHOENFELD, Jim ... Defense ... 6'2" ... 200 ... Sept. 4, 1952 in Galt ONT (#13) ... Signed as a free agent, Aug. 19, 1983 1983-84 39 0 2 2 20 - - - - -	
SECORD, Al ... Left Wing ... 6'1" ... 205 ... Mar. 3, 1958 in Sudbury ONT (#20) ... First pick, 16th overall, in the 1978 NHL Amateur Draft ... Traded to Chicago for Mike O'Connell, Dec. 18, 1980 1978-79--1980-81 166 39 26 65 337 14 0 3 3 69	
SEROWIK, Jeff ... Defense ... 6'1" ... 210 ... Jan. 10, 1967 in Manchester NH (#49) ... Signed as a free agent, June 29, 1994 1994-95 1 0 0 0 0 - - - - -	
SHACK, Ed ... Left Wing ... 6'1" ... 200 ... Feb. 11, 1937 in Sudbury ONT (#23) ... Acquired from Toronto for Murray Oliver and cash, May 15, 1967 ... Traded to Los Angeles with Ross Lonsberry for Ken Turlik and 1971 (Ron Jones) and 1973 (Andre Savard) first round draft picks, May 14, 1969 1967-68--1968-69 120 34 30 64 181 13 0 3 3 29	
SHALDYBIN, Yevgeny ... Defense ... 6'2" ... 198 ... July 29, 1975 in Novosibirsk USSR (#62) ... Sixth pick, 151st overall, in the 1995 NHL Entry Draft 1996-97 3 1 0 1 0 - - - - -	
SHANAHAN, Sean ... Center/Right Wing ... 6'3" ... 205 ... Feb. 8, 1951 in Toronto ONT (#7) ... Signed as a free agent, Oct. 13, 1977 1977-78 6 0 0 0 7 - - - - -	
SHANNON, Gerry ... Left Wing ... 5'11" ... 170 ... Oct. 25, 1910 in Campbellford ONT (#15; #16) ... Acquired from St. Louis for Frank Jerwa, Jan. 10, 1935 ... Traded to Montreal Maroons as future considerations portion of Oct. 26, 1936 Hooley Smith trade, Dec. 4, 1936 1934-35--1935-36 40 1 2 3 10 4 0 0 0 2	
SHAW, David ... Defense ... 6'2" ... 205 ... May 25, 1964 in St. Thomas ONT (#34) ... Acquired from Minnesota for future considerations, Sept. 2, 1992 ... Traded to Tampa Bay for 1996 third round draft pick (Jason Doyle), Aug. 17, 1995 1992-93--1994-95 176 14 27 41 229 22 1 4 5 26	
SHAY, Norman ... Defense/Right Wing ... 5'9" ... 158 ... Feb. 3, 1899 in Huntsville ONT (#7; #5) ... Signed as a free agent, Jan. 9, 1925 ... Traded to Toronto for cash, Jan. 14, 1926 1924-25--1925-26 31 2 2 4 16 - - - - -	
SHEPPARD, Gregg ... Center ... 5'8" ... 170 ... Apr. 23, 1949 in North Battleford SASK (#19) ... Traded to Atlanta for Dick Redmond, Sept. 6, 1978 1972-73--1977-78 416 155 220 375 130 65 28 33 61 29	
SHEPPARD, John ... Left Wing ... 5'7" ... 165 ... July 23, 1903 in Montreal QBC (#15) ... Acquired from NY Americans with Lloyd Gross and George Patterson for Bob Gracie and Art Chapman, Sept. 8, 1933 ... Released from contract, Nov. 24, 1933 1933-34 4 0 0 0 0 - - - - -	
SHEWCHUK, Jack ... Defense ... 6'1" ... 190 ... June 19, 1917 in Brantford ONT (#8; #19; #21) ... Signed as a free agent, Oct. 26, 1937 1938-39--1942-43; 1944-45 187 9 19 28 160 20 0 1 1 19	
SHIELDS, Allen ... Defense ... 6'0" ... 188 ... May 10, 1907 in Ottawa ONT (#4) ... Loaned from NY Americans with future considerations (Terry Reardon and Tom Cooper, Oct. 17, 1937) for Joe Jerwa, Jan. 25, 1937 ... Returned to NY Americans following 1936-37 season 1936-37 18 0 4 4 15 3 0 0 0 2	
SHIELDS, Steve ... Goal ... 6'3" ... 215 ... July 19, 1972 in Toronto ONT (#31) ... Acquired from Anaheim for 2003 third round draft pick (Shane Hynes), June 25, 2002 ... Traded to Florida for future considerations, Oct. 5, 2003 2002-03 36 - 0 0 8 2 - 0 0 0	
SHILL, Bill ... Right Wing ... 6'1" ... 175 ... Mar. 6, 1923 in Toronto ONT (#9; #16) ... Traded to Montreal for cash, Feb. 15, 1947 1942-43; 1945-46--1946-47 21 13 34 18 7 1 2 3 2	
SHILL, Jack ... Center ... 5'9" ... 175 ... Jan. 12, 1913 in Toronto ONT (#18) ... Loaned from Toronto for cash, May 12, 1934 ... Returned to Toronto following 1934-35 season 1934-35 45 4 4 8 22 2 0 0 0 0	
SHOEBOTTOM, Bruce ... Defense ... 6'2" ... 200 ... Aug. 20, 1965 in Windsor ONT (#40; #45) ... Signed as a free agent, July 20, 1987 1987-88--1990-91 35 1 4 5 53 14 1 2 3 77	
SHORE, Eddie ... Defense ... 5'11" ... 190 ... Nov. 25, 1902 in Fort Qu'Appelle SASK (#2) ... Acquired from Edmonton/WHL for cash, Aug. 20, 1926 ... Traded to NY Americans for Ed Wiseman and cash, Jan. 25, 1940 1926-27--1939-40 540 103 176 279 1038 52 6 11 17 179	
SIEBERT, Albert "Babe" ... Left Wing/Defense ... 5'10" ... 182 ... Jan. 14, 1904 in Plattsville ONT (#12) ... Acquired from NY Rangers for Vic Ripley and Roy Burmeister, Dec. 18, 1933 ... Traded to Montreal with Roger Jenkins for Roy Goldsworthy, Sammy McManus and cash, Sept. 10, 1936 1933-34--1935-36 125 23 33 56 177 6 0 1 1 6	
SIGALET, Jonathan ... Defense ... 6'1" ... 185 ... Feb. 12, 1986 in Vancouver BC (#50) ... Fourth pick, 100th overall, in the 2005 NHL Entry Draft ... Traded to Columbus for Matt Marquardt, May 27, 2008 2006-07 1 0 0 0 4 - - - - -	
SIGALET, Jordan ... Goal ... 6'1" ... 180 ... Feb. 19, 1981 in New Westminster BC (#57) ... Sixth pick (seventh round), 209th overall, in the 2001 NHL Entry Draft 2005-06 1 - 0 0 0 - - - - -	
SILK, Dave ... Right Wing ... 5'11" ... 190 ... Jan. 1, 1958 in Scituate MA (#21) ... Acquired from NY Rangers for Dave Barr, Oct. 5, 1983 ... Claimed off waivers by Detroit, Dec. 21, 1984 1983-84--1984-85 64 20 22 42 86 3 0 0 0 7	
SIMMER, Charlie ... Left Wing ... 6'3" ... 210 ... Mar. 20, 1954 in Terrace Bay ONT (#23) ... Acquired from Los Angeles for 1985 first round draft pick (Dan Gratton), Oct. 24, 1984 ... Claimed by Pittsburgh in Waiver Draft, Oct. 5, 1987 1984-85--1986-87 198 98 94 192 136 9 2 2 4 8	



BOSTON BRUINS ALL-TIME ROSTER

SIMMONS, AI ... Defense ... 6'0" ... 170 ... Sept. 25, 1951 in Winnipeg MAN (#26) ... Acquired from San Diego/WHL for cash, Feb. 7, 1974 ... Traded to NY Rangers for cash, Nov. 14, 1975	1973-74; 1975-76	10	0	1	1	21	1	0	0	0	0
SIMMONS, Don ... Goal ... 5'10" ... 150 ... Sept. 13, 1931 in Port Colborne ONT (#1) ... Acquired from Springfield/AHL for Norm Defelice, future considerations (Floyd Smith, June, 1957) and Jack Bionda, Jan. 22, 1957 ... Traded to Toronto for Ed Chadwick, Jan. 31, 1961	1956-57--1960-61	168	-	0	0	14	21	-	0	0	0
SIMONETTI, Frank ... Defense ... 6'1" ... 190 ... Sept. 11, 1962 in Melrose MA (#21) ... Signed as a free agent, Oct. 4, 1984	1984-85--1987-88	115	5	8	13	76	12	0	1	1	8
SIMS, AI ... Defense ... 6'0" ... 182 ... Apr. 18, 1953 in Toronto ONT (#20; #23; #29) ... Fourth pick (third round), 47th overall, in the 1973 NHL Amateur Draft ... Claimed by Hartford in Expansion Draft, June 13, 1979	1973-74--1978-79	310	22	48	70	172	38	0	2	2	12
SKINNER, Alfie ... Right Wing ... 5'10" ... 180 ... Jan. 26, 1896 in Toronto ONT (#5) ... Acquired from Vancouver/PCHA for cash, Nov. 2, 1924 ... Traded to Montreal Maroons for Bernie Morris and Bobby Benson, Jan. 3, 1925	1924-25	10	0	0	0	15	-	-	-	-	-
SKRIKO, Petri ... Left Wing ... 5'10" ... 175 ... Mar. 12, 1962 in Lappeenranta FIN (#18; #29) ... Acquired from Vancouver for 1992 second round draft pick (Michael Peca), Jan. 16, 1991 ... Traded to Winnipeg for Brent Ashton, Oct. 29, 1991	1990-91--1991-92	37	6	14	20	15	18	4	4	8	4
SKUDRA, Peter ... Goal ... 6'0" ... 185 ... Apr. 24, 1973 in Riga LAT (#35) ... Signed as a free agent, Oct. 3, 2000 ... Claimed off waivers by Buffalo, Oct. 6, 2000 ... Claimed off waivers from Buffalo, Nov. 14, 2000	2000-01	25	-	0	0	0	-	-	-	-	-
SLEGR, Jiri ... Defense ... 6'1" ... 210 ... May 30, 1971 in Jihlava CZE REP (#71) ... Acquired from Vancouver for future considerations, Jan. 17, 2004	2003-04--2005-06	68	9	26	35	83	7	1	1	2	0
SLEIGHER, Louis ... Right Wing ... 5'11" ... 200 ... Oct. 23, 1958 in Nouvelle QBC (#25) ... Acquired from Quebec for Luc Dufour and 1985 fourth round draft pick (Peter Massey), Oct. 25, 1984 ... Retired due to injury, Sept. 1, 1987	1984-85--1985-86	83	16	21	37	65	6	0	0	0	18
SMILLIE, Don ... Left Wing ... 6'0" ... 185 ... Sept. 13, 1910 in Toronto ONT Loaned to Syracuse/IHL with Walter Harnott for cash, Nov. 27, 1934 ... Traded to Windsor/IHL for cash, Dec. 27, 1934	1933-34	12	2	2	4	4	-	-	-	-	-
SMITH, Alex ... Defense ... 5'11" ... 176 ... Apr. 2, 1902 in Liverpool ENG (#4) ... Acquired from Ottawa for future considerations (Earl Roche, Jan. 25, 1933), Jan. 25, 1933 ... Traded to NY Americans for cash, Oct. 18, 1934	1932-33--1933-34	60	9	10	19	62	5	0	2	2	6
SMITH, Barry ... Center ... 5'11" ... 178 ... Apr. 25, 1955 in Surrey BC (#28) ... Second pick, 32nd overall, in the 1975 NHL Amateur Draft	1975-76	19	1	0	1	2	-	-	-	-	-
SMITH, Brandon ... Defense ... 6'1" ... 196 ... Feb. 25, 1973 in Hazelton BC (#53) ... Signed as a free agent, July 22, 1998	1998-99--2000-01	30	3	4	7	10	-	-	-	-	-
SMITH, Dallas ... Defense ... 5'11" ... 180 ... Oct. 10, 1941 in Hamiota MAN (#8; #20) ... Loaned to Montreal with Bob Armstrong and cash for Wayne Connelly, Oct. 26, 1961 ... Loaned to San Francisco/WHL as future considerations portion of Dec. 17, 1963 Cliff Pennington trade, July 8, 1964	1959-60--1961-62; 1965-66--1976-77	861	54	248	302	936	85	3	28	31	128
SMITH, Des ... Defense ... 6'0" ... 185 ... Feb. 22, 1914 in Ottawa ONT (#8) ... Acquired from Chicago for Jack Portland, Jan. 27, 1940	1939-40--1941-42	116	15	17	32	154	22	1	4	5	14
SMITH, Floyd ... Right Wing ... 5'10" ... 180 ... May 16, 1935 in Perth ONT (#22) ... Signed as a free agent, Aug. 23, 1955 ... Traded to Springfield/AHL as future considerations portion of Jan. 22, 1957 Don Simmons trade, June, 1957	1954-55; 1956-57	26	0	1	1	6	-	-	-	-	-
SMITH, Ken ... Left Wing ... 5'7" ... 150 ... May 8, 1924 in Moose Jaw SASK (#15; #18; #20) ... Traded to Toronto with Ferny Flaman, Phil Maloney and Leo Boivin for Bill Ezinicki and Vic Lynn, Nov. 16, 1950	1944-45--1950-51	331	78	93	171	49	30	8	13	21	6
SMITH, Reginald "Hooley" ... Center/Right Wing ... 5'10" ... 155 ... Jan. 7, 1903 in Toronto ONT Acquired from Montreal Maroons for cash and future considerations (Gerry Shannon, Dec. 4, 1936), Oct. 26, 1936 ... Traded to NY Americans for cash, Nov. 5, 1937	1936-37	44	8	10	18	36	3	0	0	0	0
SMITH, Rick ... Defense ... 5'11" ... 190 ... June 29, 1948 in Hamilton ONT (#10; #23) ... Second pick, seventh overall, in the 1966 NHL Amateur Draft ... Traded to California with Reggie Leach and Bob Stewart for Carol Vadnais and Don O'Donoghue, Feb. 23, 1972 ... Acquired from St. Louis for Joe Zanus, Dec. 20, 1976 ... Claimed by Detroit in Waiver Draft, Oct. 10, 1980	1968-69--1971-72; 1976-77--1979-80	513	36	125	161	391	75	3	22	25	69
SMOLINSKI, Bryan ... Center ... 6'1" ... 200 ... Dec. 27, 1971 in Toledo OH (#20) ... First pick, 21st overall, in the 1990 NHL Entry Draft ... Traded to Pittsburgh with Glen Murray and 1996 third round draft pick (Boyd Kane) for Kevin Stevens and Shawn McEachern, Aug. 2, 1995	1992-93--1994-95	136	50	36	86	113	22	6	5	11	10
SOBOTKA, Vladimir ... Center ... 5'11" ... 189 ... July 2, 1987 in Trebic CZE REP (#60) ... Fifth pick, 106th overall, in the 2005 NHL Entry Draft	2007-08--2008-09	73	2	10	12	34	6	2	0	2	0
SONGIN, Tom ... Right Wing ... 6'3" ... 195 ... Dec. 20, 1953 in Norwood MA (#19; #28) ... Signed as a free agent, Oct. 10, 1978	1978-79--1980-81	43	5	5	10	22	-	-	-	-	-

SPARROW, Emory "Spunk" ... Wing/Center ... 5'11" ... 180 ... Sept. 15, 1898 in Hartney MAN (#12) ... Loaned from Calgary/WCHL for cash, Dec. 8, 1924 ... Returned to Calgary, Jan. 5, 1925	1924-25	8	0	0	0	4	-	-	-	-	-
SPEER, Bill ... Defense ... 5'11" ... 205 ... Mar. 20, 1942 in Lindsay ONT (#24) ... Claimed from Pittsburgh in Intra-League Draft, June 11, 1969 ... Traded to Providence/AHL for cash, Feb., 1971	1969-70--1970-71	28	1	3	4	8	8	1	0	1	4
SPENCER, Irvin ... Defense ... 5'10" ... 180 ... Dec. 4, 1937 in Sudbury ONT (#22) ... Claimed from NY Rangers in Intra-League Draft, June 4, 1962 ... Claimed by Detroit in Intra-League Draft, June 4, 1963	1962-63	69	5	17	22	34	-	-	-	-	-
SPRING, Frank ... Right Wing ... 6'3" ... 216 ... Oct. 19, 1949 in Cranbrook BC (#28) ... Second pick (first round), fourth overall, in the 1969 NHL Amateur Draft ... Claimed by Philadelphia in Intra-League Draft, June 8, 1971	1969-70	1	0	0	0	0	-	-	-	-	-
STAIOS, Steve ... Defense ... 6'0" ... 185 ... July 28, 1973 in Hamilton ONT (#48) ... Acquired from St. Louis with Kevin Sawyer for Steve Leach, Mar. 8, 1996 ... Claimed off waivers by Vancouver, Mar. 18, 1997	1995-96--1996-97	66	3	8	11	75	3	0	0	0	0
STANFIELD, Fred ... Center ... 5'10" ... 185 ... May 4, 1944 in Toronto ONT (#17) ... Acquired from Chicago with Phil Esposito and Ken R. Hodge for Gilles Marotte, Pit Martin and Jack Norris, May 16, 1967 ... Traded to Minnesota for Gilles Gilbert, May 22, 1973	1967-68--1972-73	448	135	274	409	80	55	17	29	46	6
STANLEY, Allan ... Defense ... 6'1" ... 170 ... Mar. 1, 1926 in Timmins ONT (#10) ... Acquired from Chicago for cash, Oct. 8, 1956 ... Traded to Toronto for Jim Morrison, Oct. 8, 1958	1956-57--1957-58	129	12	50	62	82	12	1	3	4	6
STANTON, Paul ... Defense ... 6'1" ... 195 ... June 22, 1967 in Boston MA (#25) ... Acquired from Pittsburgh for 1994 third round draft pick (Greg Crozier), Oct. 8, 1993 ... Traded to NY Islanders for 1995 eighth round draft pick (Ray Schultz), Feb. 10, 1995	1993-94	71	3	7	10	54	-	-	-	-	-
STAPLETON, Pat ... Defense ... 5'8" ... 180 ... July 4, 1940 in Sarnia ONT (#4; #11) ... Claimed from Chicago in Intra-League Draft, June 13, 1961 ... Traded to Toronto with Orland Kurtenbach and Andy Heberton for Ron Stewart, June 8, 1965	1961-62--1962-63	90	2	8	10	50	-	-	-	-	-
STASIUK, Vic ... Left Wing ... 6'0" ... 185 ... May 23, 1929 in Lethbridge ALTA (#7) ... Acquired from Detroit with Marcel Bonin, Lorne Davis and Terry Sawchuk for Gilles Boisvert, Real Chevrefils, Norm Corcoran, Warren Godfrey and Ed Sandford, June 3, 1955	1955-56--1960-61	378	125	166	291	461	29	6	8	14	26
STASTNY, Yan ... Center ... 5'11" ... 175 ... Sept. 30, 1982 in Quebec City QBC (#43) ... Sixth pick (eighth round), 259th overall, in the 2002 NHL Entry Draft ... Traded to Edmonton for 2006 fourth round draft pick (James Delory), Aug. 30, 2005 ... Acquired from Edmonton with Marty Reasoner and 2006 second round draft pick (Milan Lucic) for Sergei Samsonov, Mar. 9, 2006 ... Traded to St. Louis for 2007 fifth round draft pick (Denis Reul), Jan. 16, 2007	2005-06--2006-07	38	1	5	6	29	-	-	-	-	-
STEVENS, Kevin ... Left Wing ... 6'3" ... 217 ... Apr. 15, 1965 in Brockton MA (#25) ... Acquired from Pittsburgh with Shawn McEachern for Bryan Smolinski, Glen Murray and 1996 third round draft pick (Boyd Kane), Aug. 2, 1995 ... Traded to Los Angeles for Rick Tocchet, Jan. 25, 1996	1995-96	41	10	13	23	49	-	-	-	-	-
STEVENS, Mike ... Left Wing ... 6'0" ... 202 ... Dec. 30, 1965 in Kitchener ONT (#36) ... Acquired from Vancouver for cash, Oct. 6, 1987	1987-88	7	0	1	1	9	-	-	-	-	-
STEVENS, Phil ... Center/Defense ... 5'11" ... 165 ... Feb. 15, 1893 in St. Lambert QBC (#5) ... Signed as a free agent, Nov. 14, 1925	1925-26	17	0	0	0	0	-	-	-	-	-
STEVENSON, Shayne ... Right Wing ... 6'1" ... 190 ... Oct. 26, 1970 in Newmarket ONT (#49) ... First pick, 17th overall, in the 1989 NHL Entry Draft ... Claimed by Tampa Bay in NHL Expansion Draft, June 18, 1992	1990-91--1991-92	19	0	1	1	28	-	-	-	-	-
STEWART, AI ... Left Wing ... 6'0" ... 195 ... Jan. 31, 1964 in Fort St. John BC (#31) ... Acquired from New Jersey for future considerations, Oct. 16, 1991 ... Retired due to personal reasons, Oct. 29, 1991	1991-92	4	0	0	0	17	-	-	-	-	-
STEWART, Bob ... Defense ... 6'1" ... 206 ... Nov. 10, 1950 in Charlottetown PEI Fourth pick (first round), 13th overall, in the 1970 NHL Amateur Draft ... Traded to California with Reggie Leach and Rick Smith for Carol Vadnais and Don O'Donoghue, Feb. 23, 1972	1971-72	8	0	0	0	15	-	-	-	-	-
STEWART, Cam ... Left Wing ... 5'11" ... 196 ... Sept. 18, 1971 in Kitchener ONT (#26; #16) ... Second pick (third round), 63rd overall, in the 1990 NHL Entry Draft	1993-94--1996-97	83	3	7	10	72	13	1	3	4	9
STEWART, Charles ... Goal ... 5'7" ... 140 ... Nov. 13, 1895 in Carleton Place ONT (#1) ... Signed as a free agent, Dec. 25, 1924 ... Loaned to Hamilton/Can-Pro, Jan. 28, 1927	1924-25--1926-27	77	-	0	0	0	-	-	-	-	-
STEWART, Jim ... Goal ... 5'11" ... 170 ... Apr. 23, 1957 in Cambridge MA (#31) ... Signed as a free agent, Sept., 1979	1979-80	1	-	0	0	0	-	-	-	-	-
STEWART, Nels ... Center ... 6'1" ... 195 ... Dec. 29, 1902 in Montreal QBC (#7) ... Acquired from Montreal Maroons for cash, Oct. 17, 1932 ... Traded to NY Americans with Joe Jerwa for cash, Sept. 28, 1935 ... Rights returned to Boston from NY Americans, May 27, 1936 ... Traded to NY Americans for cash, Dec. 19, 1936	1932-33--1934-35; 1936-37	153	64	55	119	181	9	2	1	3	4



BOSTON BRUINS ALL-TIME ROSTER

STEWART, Ron ... Center ... 5'11" ... 171 ... July 11, 1932 in Calgary ALTA (#7; #12) ... Acquired from Toronto for Orland Kurtenbach, Andy Heberton and Pat Stapleton, June 8, 1965 ... Claimed by St. Louis in NHL Expansion Draft, June 6, 1967 1965-66--1966-67 126 34 26 60 48 - - - - -	
STOCK, P.J. ... Center ... 5'10" ... 190 ... May 26, 1975 in Montreal QBC (#42) ... Claimed from NY Rangers in Waiver Draft, Sept. 29, 2001 2001-02--2003-04 130 1 12 13 282 6 1 0 1 19	
STUART, Billy ... Defense ... 5'11" ... 190 ... Feb. 1, 1900 in Sackville NB (#12; #14; #8) ... Acquired from Toronto for cash, Dec. 14, 1924 ... Traded to Minneapolis/AHA with cash and future considerations for Nobby Clark and Norman Gainer, Oct. 24, 1927 1924-25--1926-27 101 14 5 19 91 8 0 0 0 6	
STUART, Brad ... Defense ... 6'2" ... 220 ... Nov. 6, 1979 in Rocky Mountain House ALTA (#6) ... Acquired from San Jose with Wayne Primeau and Marco Sturm for Joe Thornton, Nov. 30, 2005 ... Traded to Calgary with Wayne Primeau and Washington's 2008 fourth round draft pick (T.J. Brodie) for Andrew Ference and Chuck Kobasew, Feb. 10, 2007 2005-06--2006-07 103 17 31 48 62 - - - - -	
STUART, Mark ... Defense ... 6'2" ... 216 ... Apr. 27, 1984 in Rochester MN (#45) ... First pick, 21st overall, in the 2003 NHL Entry Draft 2005-06--2008-09 196 10 18 28 181 18 0 2 2 15	
STUMPEL, Jozef ... Center ... 6'3" ... 210 ... July 20, 1972 in Nitra SVK (#48; #16; #22) ... Second pick, 40th overall, in the 1991 NHL Entry Draft ... Traded to Los Angeles with Sandy Moger and 1998 fourth round draft pick (Pierre Dagenais) for Dmitri Khristich and Byron Dafeo, Aug. 29, 1997 ... Acquired from Los Angeles with Glen Murray for Jason Allison and Mikko Eloranta, Oct. 24, 2001 ... Traded to Los Angeles with 2003 seventh round draft pick (Miroslav Hanuljak) for 2003 fourth (Patrik Valcar) and 2004 second (Martins Karsums) draft picks, June 20, 2003 1991-92--1996-97; 2001-02--2002-03 424 75 206 281 80 34 2 13 15 4	
STURM, Marco ... Left Wing ... 6'0" ... 195 ... Sept. 8, 1978 in Dingolfing GER (#16) ... Acquired from San Jose with Brad Stuart and Wayne Primeau for Joe Thornton, Nov. 30, 2005 2005-06--2008-09 226 84 72 156 126 7 2 2 4 6	
SULLIVAN, George "Red" ... Center ... 5'11" ... 155 ... Dec. 24, 1929 in Peterborough ONT (#12) ... Traded to Chicago for cash, Sept. 10, 1954 1949-50--1952-53 102 15 21 36 32 12 0 0 0 2	
SULLIVAN, Mike ... Center ... 6'2" ... 190 ... Feb. 27, 1968 in Marshfield MA (#42) ... Acquired from Calgary for 1998 seventh round draft pick (Radek Duda), June 21, 1997 ... Claimed by Nashville in NHL Expansion Draft, June 26, 1998 1997-98 77 5 13 18 34 6 0 1 1 2	
SUTHERLAND, Max ... Left Wing ... 5'10" ... 165 ... Feb. 8, 1907 in Grenfell SASK Acquired from Seattle/PCHL for cash, Oct. 21, 1931 1931-32 2 0 0 0 0 - - - - -	
SUTTER, Ron ... Center ... 6'0" ... 180 ... Dec. 2, 1963 in Viking ALTA (#10) ... Signed as a free agent, Mar. 9, 1996 1995-96 18 5 7 12 24 5 0 0 0 8	
SWEENEY, Bob ... Center/Right Wing ... 6'3" ... 200 ... Jan. 25, 1964 in Concord MA (#42; #20) ... Sixth pick, 123rd overall, in the 1982 NHL Entry Draft ... Claimed off waivers by Buffalo, Oct. 9, 1992 1986-87--1991-92 382 81 112 193 504 87 13 16 29 185	
SWEENEY, Don ... Defense ... 5'10" ... 184 ... Aug. 17, 1966 in St. Stephen NB (#32) ... Eighth pick, 166th overall, in the 1984 NHL Entry Draft 1988-89--2002-03 1052 52 210 262 663 103 9 10 19 78	
SWEENEY, Tim ... Left Wing ... 5'11" ... 185 ... Apr. 12, 1967 in Boston MA (#51; #41; #42; #16) ... Signed as a free agent, Sept. 16, 1992 ... Claimed by Anaheim in NHL Expansion Draft, June 24, 1993 ... Signed as a free agent, Aug. 9, 1995 1992-93; 1995-96--1996-97 91 19 26 45 34 4 0 0 0 2	
SYLVESTR, Don ... Goal ... 6'0" ... 180 ... June 2, 1961 in Sudbury ONT (#30) ... Eighth pick (ninth round), 182nd overall, in the 1981 NHL Entry Draft 1984-85 3 - 0 0 2 - - - - -	

- T -



TALLAS, Robbie ... Goal ... 6'0" ... 170 ... Mar. 20, 1973 in Edmonton ALTA (#35) ... Signed as a free agent, Sept. 13, 1995 1995-96--1999-2000 87 - 0 0 6 - - - - -	
TANABE, Dave ... Defense ... 6'1" ... 212 ... July 19, 1980 in White Bear Lake MN (#55) ... Acquired from Phoenix for Dave Scatchard, Nov. 18, 2005 ... Team exercised 'walk-away' option on arbitration award, Aug. 5, 2006 2005-06 54 4 12 16 48 - - - - -	
TATARINOV, Mikhail ... Defense ... 5'10" ... 195 ... July 16, 1966 in Angarsk USSR (#28) ... Signed as a free agent, July 30, 1993 1993-94 2 0 0 0 2 - - - - -	
TAYLOR, Billy ... Center ... 5'9" ... 150 ... May 3, 1919 in Winnipeg MAN (#12) ... Acquired from Detroit for Bep Guidolin, Oct. 15, 1947 ... Traded to NY Rangers with future considerations (Pentti Lund and Ray Manson, June, 1948) for Grant Warwick, Feb. 6, 1948 1947-48 39 4 16 20 25 - - - - -	

TAYLOR, Bobby ... Right Wing ... 6'1" ... 190 ... Aug. 12, 1904 in Newton MA Claimed from Boston/Can-Am in Inter-League Draft, May 13, 1929 1929-30 8 0 0 0 6 - - - - -	
TAYLOR, Chris ... Center ... 6'0" ... 189 ... Mar. 6, 1972 in Stratford ONT (#50; #38) ... Signed as a free agent, July 22, 1998 1998-99 37 3 5 8 12 - - - - -	
TAYLOR, Tim ... Center ... 6'1" ... 185 ... Feb. 6, 1969 in Stratford ONT (#26) ... Claimed from Detroit in Waiver Draft, Sept. 28, 1997 1997-98--1998-99 128 24 18 42 112 18 0 3 3 18	
TEAL, Allan "Skip" ... Center ... 5'8" ... 155 ... July 17, 1933 in Ridgeway ONT 1954-55 1 0 0 0 0 - - - - -	
TENKRAT, Petr ... Right Wing ... 5'11" ... 187 ... May 31, 1977 in Kladno CZE REP (#17) ... Signed as a free agent, June 15, 2006 2006-07 64 9 5 14 34 - - - - -	
TESSIER, Orval ... Center ... 5'8" ... 160 ... June 30, 1933 in Cornwall ONT (#18) ... Claimed from Montreal in Intra-League Draft, June 1, 1955 ... Traded to Montreal for cash, Aug., 1964 1955-56; 1960-61 55 5 7 12 6 - - - - -	
THELIN, Mats ... Defense ... 5'10" ... 185 ... Mar. 30, 1961 in Stockholm SWE (#27) ... Sixth pick (seventh round), 140th overall, in the 1981 NHL Entry Draft 1984-85--1986-87 163 8 19 27 107 5 0 0 0 6	
THELVEN, Michael ... Defense ... 5'11" ... 185 ... Jan. 7, 1961 in Stockholm SWE (#14; #22) ... Eighth pick (ninth round), 186th overall, in the 1980 NHL Entry Draft ... Retired due to injury, Feb. 26, 1991 1985-86--1989-90 207 20 80 100 217 34 4 10 14 34	
THOMAS, Tim ... Goal ... 5'11" ... 181 ... Apr. 15, 1974 in Flint MI (#70; #30) ... Signed as a free agent, Sept. 4, 2001 2002-03--2008-09 219 - 2 2 18 18 - 1 1 0	
THOMLINSON, Dave ... Left Wing ... 6'1" ... 215 ... Oct. 22, 1966 in Edmonton ALTA ... (#41) ... Signed as a free agent, July 30, 1991 1991-92 12 0 1 1 17 - - - - -	
THOMPSON, Cecil "Tiny" ... Goal ... 5'10" ... 160 ... May 31, 1905 in Sandon ALTA (#1) ... Acquired from Minneapolis/AHA for cash, May 12, 1928 ... Traded to Detroit for Normie Smith and cash, Nov. 28, 1938 1928-29--1938-39 468 - 0 0 0 33 - 0 0 0	
THOMPSON, Cliff ... Defense ... 5'11" ... 185 ... Dec. 9, 1918 in Winchester MA (#18) ... Signed as a free agent, Oct. 22, 1941 1941-42; 1948-49 13 0 1 1 2 - - - - -	
THOMPSON, Nate ... Center ... 6'0" ... 207 ... Oct. 5, 1984 in Anchorage AK (#51) ... Eighth pick (sixth round), 183rd overall, in the 2003 NHL Entry Draft 2006-07 4 0 0 0 0 - - - - -	
THOMS, Bill ... Center ... 5'9" ... 170 ... Mar. 5, 1910 in Newmarket ONT (#18) ... Acquired from Chicago for cash, Jan. 14, 1945 1944-45 17 4 2 6 0 1 0 0 0 2	
THORNTON, Joe ... Center ... 6'4" ... 223 ... July 2, 1979 in London ONT (#6; #19) ... First pick, first overall, in the 1997 NHL Entry Draft ... Traded to San Jose for Marco Sturm, Brad Stuart and Wayne Primeau, Nov. 30, 2005 1997-98--2005-06 532 169 285 454 617 35 6 12 18 41	
THORNTON, Shawn ... Right Wing ... 6'2" ... 217 ... July 23, 1977 in Oshawa ONT (#22) ... Signed as a free agent, July 1, 2007 2007-08--2008-09 137 10 8 18 197 17 1 0 1 12	
TIMANDER, Mattias ... Defense ... 6'3" ... 215 ... Apr. 16, 1974 in Solleftea SWE (#47; #37) ... Seventh pick, 208th overall, in the 1992 NHL Entry Draft ... Claimed by Columbus in NHL Expansion Draft, June 23, 2000 1996-97--1999-2000 146 2 23 25 52 4 1 1 2 2	
TOCCHET, Rick ... Right Wing ... 6'0" ... 205 ... Apr. 9, 1964 in Scarborough ONT (#22) ... Acquired from Los Angeles for Kevin Stevens, Jan. 25, 1996 ... Traded to Washington with Adam Oates and Bill Ranford for Jim Carey, Anson Carter, Jason Allison and 1997 third round draft pick (Lee Goren), Mar. 1, 1997 1995-96--1996-97 67 32 22 54 131 5 4 0 4 21	
TOIVONEN, Hannu ... Goal ... 6'2" ... 200 ... May 18, 1984 in Kalvola FIN (#33; #54) ... First pick, 29th overall, in the 2002 NHL Entry Draft ... Traded to St. Louis for Carl Soderberg, July 23, 2007 2005-06--2006-07 38 - 0 0 8 - - - - -	
TOPPAZZINI, Jerry ... Right Wing ... 6'0" ... 180 ... July 29, 1931 in Copper Cliff ONT (#21) ... Traded to Chicago for Gus Bodnar, Feb. 16, 1954 ... Acquired from Detroit with Real Chevrefils for Murray Costello and Lorne Ferguson, Jan. 17, 1956 ... Traded to Chicago with Matt Ravlich for Murray Balfour and Mike Draper, June 9, 1964 1952-53--1953-54; 1955-56--1963-64 659 148 216 364 328 40 13 9 22 13	
TOPPAZZINI, Zello ... Right Wing ... 5'11" ... 180 ... Jan. 5, 1930 in Copper Cliff ONT (#19) ... Traded to NY Rangers with Ed Harrison for Duncan Fisher and future considerations (Nov. 20, 1950 loan of Alex Kaleta to Hershey/AHL), Nov. 16, 1950 1948-49--1950-51 45 6 7 13 18 2 0 0 0 0	
TOUHEY, Bill ... Left Wing ... 5'9" ... 155 ... Mar. 23, 1906 in Ottawa ONT Claimed from Ottawa in Dispersal Draft, Sept. 26, 1931 1931-32 26 5 4 9 12 - - - - -	
TOWNSHEND, Graeme ... Right Wing ... 6'2" ... 225 ... Oct. 2, 1965 in Kingston JAM (#48) ... Signed as a free agent, May 12, 1989 1989-90--1990-91 22 2 5 7 19 - - - - -	
TRAVERSE, Patrick ... Defense ... 6'4" ... 205 ... Mar. 14, 1974 in Montreal QBC (#63) ... Acquired from Anaheim with Andrei Nazarov for Samuel Pahlsson, Nov. 18, 2000 ... Traded to Montreal for Eric Weinrich, Feb. 21, 2001 2000-01 37 2 6 8 14 - - - - -	
TURLICK, Gordon ... Left Wing/Center ... 6'1" ... 170 ... Sept. 17, 1939 in Miskel BC 1959-60 2 0 0 0 2 - - - - -	



BOSTON BRUINS ALL-TIME ROSTER

TUZZOLINO, Tony ... Center ... 6'2" ... 208 ... Oct. 9, 1975 in Buffalo NY
 (#46) ... Signed as a free agent, July 23, 2001
 2001-02 2 0 0 0 0 - - - - -

- V -



VACHON, Rogie ... Goal ... 5'7" ... 170 ... Sept. 8, 1945 in Palmarolle QBC
 (#1) ... Acquired from Detroit for Gilles Gilbert, July 15, 1980
 1980-81--1981-82 91 - 2 2 6 4 - 0 0 0
VADNAIS, Carol ... Defense ... 6'1" ... 185 ... Sept. 25, 1945 in Montreal QBC
 (#10) ... Acquired from California with Don O'Donoghue for Reggie Leach, Rick Smith and Bob Stewart, Feb. 23, 1972 ... Traded to NY Rangers with Phil Esposito for Brad Park, Jean Ratelle and Joe Zanussi, Nov. 7, 1975
 1971-72--1975-76 263 47 134 181 433 39 2 19 21 93
VAN IMPE, Darren ... Defense ... 6'1" ... 205 ... May 18, 1973 in Saskatoon SASK
 (#45; #20) ... Claimed off waivers from Anaheim, Nov. 26, 1997
 1997-98--2000-01 220 15 56 71 216 17 3 3 6 4
VASKE, Dennis ... Defense ... 6'2" ... 210 ... Oct. 11, 1967 in Rockford IL
 (#29) ... Signed as a free agent, Sept. 10, 1998
 1998-99 3 0 0 0 6 - - - - -
VERNARSKY, Kris ... Center ... 6'3" ... 200 ... Apr. 5, 1982 in Detroit MI
 (#76) ... Acquired from Toronto for Ric Jackman, May 13, 2002
 2002-03--2003-04 17 1 0 1 2 - - - - -
VESEY, Jim ... Center/Right Wing ... 6'1" ... 202 ... Oct. 29, 1965 in Boston MA
 (#54) ... Acquired from Winnipeg for future considerations, June 20, 1991
 1991-92 4 0 0 0 0 - - - - -
VIRTUE, Terry ... Defense ... 6'0" ... 200 ... Aug. 12, 1970 in Scarborough ONT
 (#71) ... Signed as a free agent, Aug. 28, 1998
 1998-99 4 0 0 0 0 - - - - -
VON STEFENELLI, Philip ... Defense ... 6'1" ... 200 ... Apr. 10, 1969 in Vancouver BC
 (#41) ... Signed as a free agent, July 6, 1994
 1995-96 27 0 4 4 16 - - - - -

- W -



WALTER, Ben ... Center ... 6'1" ... 195 ... May 11, 1984 in Beaconsfield QBC
 (#72; #56) ... Fifth pick, 160th overall, in the 2004 NHL Entry Draft ... Traded to NY Islanders with 2009 second round draft pick (Kevin Lynch) for Petteri Nokelainen, Sept. 11, 2007
 2005-06--2006-07 10 0 0 0 4 - - - - -
WALTON, Mike ... Center ... 5'10" ... 175 ... Jan. 3, 1945 in Kirkland Lake ONT
 (#11; #27) ... Acquired from Philadelphia for Dan Schock and Rick MacLeish, Feb. 1, 1971 ... Traded to Vancouver with Chris Oddleifson and Fred O'Donnell for Bobby Schmautz, Feb. 7, 1974 ... Signed as a free agent, Dec. 5, 1978
 1970-71--1972-73; 168 60 57 117 92 25 9 7 16 34
WALZ, Wes ... Center ... 5'10" ... 185 ... May 15, 1970 in Calgary ALTA
 (#37; #13) ... Third pick, 57th overall, in the 1989 NHL Entry Draft ... Traded to Philadelphia with Garry Galley and 1993 third round draft pick (Miles Holan) for Gord Murphy, Brian Dobbin and 1992 third (Sergei Zholtok) and 1993 fourth (Charles Paquette) round draft picks, Jan. 2, 1992
 1989-90--1990-91 73 9 12 21 44 2 0 0 0 0
WARD, Aaron ... Defense ... 6'2" ... 215 ... Jan. 17, 1973 in Windsor ONT
 (#44) ... Acquired from NY Rangers for Paul Mara, Feb. 27, 2007 ... Traded to Carolina for Patrick Eaves and 2010 fourth round draft pick, July 24, 2009
 2006-07--2008-09 150 9 17 26 116 17 1 1 2 8
WARD, Dixon ... Right Wing ... 6'0" ... 200 ... Sept. 23, 1968 in Leduc ALTA
 (#29) ... Signed as a free agent, Nov. 3, 2000
 2000-01 63 5 13 18 65 - - - - -
WARD, Don ... Defense ... 6'2" ... 200 ... Oct. 19, 1935 in Sarnia ONT
 (#18) ... Claimed from Calgary/WHL in Inter-League Draft, June 9, 1959 ... Traded to Portland/WHL with Gene Achtymchuk as future considerations portion of May, 1961 Don Head trade, Aug. 1961
 1959-60 31 0 1 1 16 - - - - -
WARWICK, Grant ... Right Wing ... 5'6" ... 155 ... Oct. 11, 1921 in Regina SASK
 (#12) ... Acquired from NY Rangers for Billy Taylor and future considerations (Pentti Lund and Ray Manson, June, 1948), Feb. 6, 1948 ... Traded to Montreal for cash, Oct. 10, 1949
 1947-48--1948-49 76 28 20 48 22 10 2 3 5 4
WATSON, Joe ... Defense ... 5'10" ... 185 ... July 6, 1943 in Smithers BC
 (#14) ... Claimed by Philadelphia in NHL Expansion Draft, June 6, 1967
 1964-65; 1966-67 73 2 14 16 38 - - - - -
WEBSTER, Tom ... Right Wing ... 5'10" ... 170 ... Oct. 4, 1948 in Kirkland Lake ONT
 (#11; #21; #22) ... Claimed by Buffalo in NHL Expansion Draft, June 10, 1970
 1968-69--1969-70 11 0 3 3 11 1 0 0 0 0

WEILAND, Ralph "Cooney" ... Center ... 5'7" ... 150 ... Nov. 5, 1904 in Seaforth ONT
 (#7; #14) ... Acquired from Minneapolis/AHA for cash, Dec. 23, 1927 ... Traded to Ottawa for Joe Lamb and cash, July 25, 1932 ... Acquired from Detroit with Walt Buswell for Marty Barry and Art Giroux, June 30, 1935
 1928-29--1931-32; 365 131 105 236 123 36 10 8 18 8
WEINRICH, Eric ... Defense ... 6'1" ... 215 ... Dec. 19, 1966 in Roanoke VA
 (#27) ... Acquired from Montreal for Patrick Traverse, Feb. 21, 2001
 2000-01 22 1 5 6 10 - - - - -
WENSINK, John ... Left Wing ... 6'0" ... 200 ... Apr. 1, 1953 in Cornwall ONT
 (#18) ... Signed as a free agent, Oct. 12, 1976 ... Claimed by Quebec in Waiver Draft, Oct. 10, 1980
 1976-77--1979-80 248 57 55 112 429 40 2 6 8 86
WESLEY, Glen ... Defense ... 6'1" ... 197 ... Oct. 2, 1968 in Red Deer ALTA
 (#26) ... First pick, third overall, in the 1987 NHL Entry Draft ... Traded to Hartford for 1995 (Kyle McLaren), 1996 (Johnathan Aitken) and 1997 (Sergei Samsonov) first round draft picks, Aug. 26, 1994
 1987-88--1993-94 537 77 230 307 421 105 15 32 47 109
WESTFALL, Ed ... Right Wing ... 6'1" ... 197 ... Sept. 19, 1940 in Belleville ONT
 (#18) ... Claimed by NY Islanders in NHL Expansion Draft, June 6, 1972
 1961-62--1971-72 727 126 213 339 410 50 13 17 30 29
WHEELER, Blake ... Right Wing ... 6'5" ... 208 ... Aug. 31, 1986 in Robbinsdale MN
 (#42; #26) ... Signed as a free agent, July 1, 2008
 2008-09 81 21 24 45 46 8 0 0 0 0
WHITMORE, Kay ... Goal ... 5'11" ... 175 ... Apr. 10, 1967 in Sudbury ONT
 (#31) ... Acquired from Edmonton for cash, July 20, 2000
 2000-01 5 - 0 0 0 - - - - -
WIDEMAN, Dennis ... Defense ... 6'0" ... 208 ... Mar. 20, 1983 in Kitchener ONT
 (#6) ... Acquired from St. Louis for Brad Boyes, Feb. 27, 2007
 2006-07--2008-09 180 27 62 89 131 17 0 9 9 2
WIEMER, Jim ... Defense ... 6'4" ... 216 ... Jan. 9, 1961 in Sudbury ONT
 (#30; #36) ... Signed as a free agent, July 6, 1989
 1989-90--1993-94 201 11 47 58 259 40 2 7 9 36
WILCOX, Archie ... Right Wing/Defense ... 5'11" ... 195 ... May 9, 1904 in Montreal QBC
 (#15) ... Claimed off waivers from Montreal Maroons, Jan. 29, 1934 ... Traded to St. Louis for Burr Williams, Dec. 2, 1934
 1933-34 14 0 1 1 2 - - - - -
WILKINS, Barry ... Defense ... 6'0" ... 190 ... Feb. 28, 1947 in Toronto ONT
 (#27) ... Claimed by Vancouver in NHL Expansion Draft, June 10, 1970
 1966-67; 1968-69--1969-70 8 1 0 1 2 - - - - -
WILKINSON, John "Jack" ... Defense ... 5'11" ... 195 ... July 9, 1911 in Ottawa ONT
 1943-44 9 0 0 0 6 - - - - -
WILLIAMS, Burton "Burr" ... Defense ... 5'10" ... 183 ... Aug. 30, 1909 in Okemah OK
 Acquired from St. Louis for Archie Wilcox, Dec. 2, 1934 ... Traded to Detroit for cash, Dec. 31, 1934
 1934-35 7 0 0 0 6 - - - - -
WILLIAMS, Tom ... Right Wing ... 5'11" ... 180 ... Apr. 17, 1940 in Duluth MN
 (#11) ... Traded to Minnesota with Barry Gibbs for 1969 first round draft pick (Don Tannahill) and future considerations (Fred O'Donnell, May 7, 1971), May 7, 1969 ... Acquired from California for cash, Mar. 5, 1972 ... Traded to Washington for cash, July 22, 1974
 1961-62--1968-69 390 96 136 232 115 4 1 0 1 2
WILSON, Gordie ... Left Wing ... 6'0" ... 175 ... Aug. 13, 1932 in Port Arthur ONT ... (#25)
 1954-55 - - - - - 2 0 0 0 0
WILSON, Landon ... Right Wing ... 6'2" ... 216 ... Mar. 13, 1975 in St. Louis MS
 (#27) ... Acquired from Colorado with Anders Myrvold for 1998 first round draft pick (Robyn Regehr), Nov. 22, 1996
 1996-97--1999-2000 130 12 21 33 91 9 1 1 2 8
WILSON, Ross "Lefty" ... Goal ... 5'11" ... 178 ... Oct. 15, 1919 in Toronto ONT
 Loaned from Detroit to replace injured Don Simmons, Dec. 29, 1957
 1957-58 1 - 0 0 0 - - - - -
WILSON, Wally ... Center ... 5'11" ... 165 ... May 25, 1921 in Berwick NS
 (#22) ... Acquired from Toronto for cash, Aug. 17, 1947
 1947-48 53 11 8 19 18 1 0 0 0 0
WINKLER, Hal ... Goal ... 5'8" ... 150 ... Mar. 20, 1892 in Greta MAN
 (#11) ... Acquired from NY Rangers for cash, Jan. 17, 1927
 1926-27--1927-28 67 - 0 0 0 10 - 0 0 0
WINNES, Chris ... Right Wing ... 6'0" ... 201 ... Feb. 12, 1968 in Ridgefield CT
 (#40) ... Ninth pick (eighth round), 161st overall, in the 1987 NHL Entry Draft
 1990-91--1992-93 29 1 4 5 6 1 0 0 0 0
WISEMAN, Ed ... Right Wing ... 5'7" ... 160 ... Dec. 28, 1912 in Newcastle NB
 (#7) ... Acquired from NY Americans with cash for Eddie Shore, Jan. 25, 1940
 1939-40--1941-42 111 30 52 82 18 22 8 4 12 2
WOYTOWICH, Bob ... Defense ... 6'0" ... 185 ... Aug. 18, 1941 in Winnipeg MAN
 (#8) ... Claimed from NY Rangers in Intra-League Draft, June 10, 1964 ... Claimed by Minnesota in NHL Expansion Draft, June 6, 1967
 1964-65--1966-67 153 6 34 40 134 - - - - -

- Y -



BOSTON BRUINS ALL-TIME ROSTER

YACKEL, Ken ... Right Wing ... 5'11" ... 195 ... Mar. 5, 1932 in St. Paul MN
 (#12) ... Acquired from NY Rangers for cash, Sept. 30, 1958
 1958-59 6 0 0 0 2 0 0 0 2
YELLE, Stephane ... Center ... 6'2" ... 183 ... May 9, 1974 in Ottawa ONT
 (#18) ... Signed as a free agent, Sept. 3, 2008
 2008-09 77 7 11 18 32 11 0 1 1 2
YORK, Jason ... Defense ... 6'1" ... 200 ... May 20, 1970 in Nepean ONT
 (#25) ... Signed as a free agent, July 21, 2006
 2006-07 49 1 7 8 32 - - - - -
YOUNG, Carl "C.J." ... Right Wing ... 5'10" ... 180 ... Jan. 1, 1968 in Waban MA
 (#18) ... Acquired from Calgary for Brent Ashton, Feb. 1, 1993
 1992-93 15 4 5 9 12 - - - - -

- Z -



ZAMUNER, Rob ... Left Wing ... 6'3" ... 203 ... Sept. 17, 1969 in Oakville ONT
 (#17) ... Signed as a free agent, July 6, 2001
 2001-02--2003-04 178 26 24 50 58 18 0 2 2 8
ZANUSSI, Joe ... Defense ... 5'10" ... 180 ... Sept. 25, 1947 in Rossland BC
 (#29) ... Acquired from NY Rangers with Brad Park and Jean Ratelle for Phil Esposito and Carol Vadnais, Nov. 7, 1975 ... Traded to St. Louis for Rick Smith, Dec. 20, 1976
 1975-76--1976-77 68 1 8 9 38 4 0 1 1 2
ZEHR, Jeff ... Left Wing ... 6'3" ... 195 ... Dec. 10, 1978 in Woodstock ONT
 (#54) ... Signed as a free agent, June 21, 1999
 1999-2000 4 0 0 0 2 - - - - -
ZHAMNOV, Alexei ... Center ... 6'1" ... 204 ... Oct. 1, 1970 in Moscow RUS
 (#10) ... Signed as a free agent, Aug. 4, 2005
 2005-06 24 1 9 10 30 - - - - -
ZHOLTOK, Sergei ... Center ... 6'0" ... 190 ... Dec. 2, 1972 in Riga, LAT
 (#11) ... Second pick (third round), 55th overall, in the 1992 NHL Entry Draft
 1992-93--1993-94 25 2 2 4 2 - - - - -
ZINOVJEV, Sergei ... Center ... 5'10" ... 185 ... Mar. 4, 1980 in Novokuznetsk, RUS
 (#54) ... Sixth pick (third round), 73rd overall, in the 2000 NHL Entry Draft
 2003-04 10 0 1 1 2 - - - - -
ZOMBO, Rick ... Defense ... 6'1" ... 202 ... May 8, 1963 in Des Plaines, Illinois
 (#34) ... Acquired from St. Louis for Fred Knipscheer, Oct. 2, 1995
 1995-96 67 4 10 14 53 - - - - -

BOSTON BRUINS ALL-TIME GOALTENDING ROSTER

NOTE - Goaltenders are also listed in the previous roster pages with their personal information, years played, assists, points and penalty minutes. The following lists their goaltending statistics. Career regular season statistics are on the first line and playoff statistics (if any) are on the second line.

LEGEND:

Goaltender	GP	MINS	W-L-T-O	GA	GAA	SO
ABBOTT, George	1	60	0-1-0-0	7	7.00	0
ADAMS, John	14	780	9-3-1-0	39	3.00	1
AULD, Alex	23	1213	9-7-5	47	2.32	2
BAILEY, Scott	19	965	6-6-2-0	55	3.42	0
BALES, Mike	1	25	0-0-0-0	1	2.40	0
BARON, Marco	64	3578	31-24-5-0	203	3.40	1
Playoffs	1	20	0-1-0	3	9.00	0
BELANGER, Yves	8	328	2-0-3-0	19	3.48	0
BENNETT, Harvey	25	1470	10-12-2-0	103	4.20	0
BERTHIAUME, Daniel	8	399	1-4-2-0	21	3.16	0
BIBEAULT, Paul	42	2490	14-22-6-0	161	3.88	2
Playoffs	7	437	3-4-0	22	3.02	0
BILLINGTON, Craig	35	1753	15-14-3-0	98	3.35	1
Playoffs	2	85	0-1-0	7	4.94	0
BITTNER, Dick	1	60	0-0-1-0	3	3.00	0
BLUE, John	41	2266	14-16-7-0	111	2.94	1
Playoffs	2	96	0-1-0	5	3.13	0
BRIMSEK, Frank	444	27010	230-144-70-0	1160	2.58	35
Playoffs	68	4394	32-36-0	186	2.54	2
BRODERICK, Ken	20	1104	9-8-1-0	48	2.61	1
BROOKS, Ross	54	3047	37-7-6-0	134	2.64	4
Playoffs	1	20	0-0-0	3	9.00	0
CAREY, Jim	29	1500	8-15-1-0	88	3.52	2
CASEY, Jon	57	3192	30-15-9-0	153	2.88	4
Playoffs	11	698	5-6-0	34	2.92	0
CHADWICK, Ed	4	240	0-3-1-0	22	5.50	0
CHEEVERS, Gerry	416	24274	229-101-74-0	1168	2.89	26
Playoffs	88	5396	53-34-0	242	2.69	8
CHEVELDAE, Tim	2	93	0-1-0-0	5	3.23	0
COLVIN, Les	1	60	0-1-0-0	4	4.00	0
COURTEAU, Maurice	6	360	2-4-0-0	33	5.50	0
CRAIG, Jim	23	1272	9-7-6-0	78	3.68	0
CUDE, Wilf	2	120	1-1-0-0	6	3.00	1
DAFOE, Byron	283	16365	132-104-40-0	627	2.30	25
Playoffs	24	1547	10-14-0	59	2.29	3
DAMORE, Nick	1	60	1-0-0-0	3	3.00	0
DASKALAKIS, Cleon	12	506	3-4-1-0	41	4.86	0
DEFELICE, Norm	10	600	3-5-2-0	30	3.00	0
DELGUIDICE, Matt	11	434	2-5-1-0	28	3.87	0
EVANS, Claude	1	60	0-0-1-0	4	4.00	0
FERNANDEZ, Manny	32	1888	18-10-0-3	87	2.76	2
FINLEY, Brian	2	59	0-1-0-0	3	3.05	0
FOSTER, Norm	3	184	2-1-0-0	14	4.57	0
FOWLER, Norman	7	420	1-6-0-0	43	6.14	0
FRANKS, Jim	1	60	0-1-0-0	6	6.00	0

GAMBLE, Bruce	80	4800	18-51-11-0	318	3.98	1
GARDINER, Bert	41	2460	17-19-5-0	212	5.17	1
GELINEAU, Jack	141	8460	46-62-33-0	429	3.04	7
Playoffs	4	260	1-2-0	7	1.62	1
GILBERT, Gilles	277	15915	155-73-39-0	782	2.95	16
Playoffs	31	1859	17-14-0	93	3.00	3
GILL, Andre	5	270	3-2-0-0	13	2.89	1
GRAHAME, John	76	4246	29-30-9-0	196	2.77	4
GRAHAME, Ron	40	2328	26-6-7-0	107	2.76	3
Playoffs	4	202	2-1-0	7	2.08	0
GRANT, Benny	1	60	0-1-0-0	10	10.00	0
HACKETT, Jeff	18	990	8-9-0-0	53	3.21	1
Playoffs	3	179	1-2	5	1.68	0
HEAD, Don	38	2280	9-26-3-0	161	4.24	2
HENDERSON, John	46	2688	15-15-15-0	113	2.52	5
Playoffs	2	120	0-2-0	8	4.00	0
HENRY, Gordon	3	180	1-2-0-0	5	1.67	1
Playoffs	5	283	0-4-0	21	4.45	0
HENRY, Jim	237	14172	93-98-45-0	608	2.57	23
Playoffs	23	1381	9-14-0	68	2.95	1
JACKSON, Percy	5	272	1-1-1-0	9	1.99	0
JOHNSTON, Ed	444	25747	180-193-57-0	1384	3.23	27
Playoffs	13	765	7-6-0	37	2.90	1
JUNKIN, Joe	1	8	0-0-0-0	0	0.00	0
KEANS, Doug	154	8635	83-46-13-0	479	3.33	4
Playoffs	6	360	2-4-0	26	4.33	0
KEENAN, Don	1	60	0-1-0-0	4	4.00	0
LACHER, Blaine	47	2636	22-16-4-0	123	2.80	4
Playoffs	5	283	1-4-0	12	2.54	0
LEMELIN, Reggie	183	10308	92-62-17-0	531	3.09	6
Playoffs	28	1500	12-10-0	77	3.08	1
LOCKHART, Howard	2	120	0-2-0-0	11	5.50	0
LUMLEY, Harry	78	4680	35-33-10-0	245	3.14	6
Playoffs	8	496	3-5-0	25	3.02	0
MacDONALD, Joey	7	358	2-2-0-1	16	2.68	0
MILLAR, Al	6	360	1-4-1-0	25	4.17	0
MOFFAT, Mike	19	979	7-7-2-0	70	4.29	0
Playoffs	11	663	6-5-0	38	3.44	0
MOOG, Andy	261	15056	136-75-36-0	772	3.08	13
Playoffs	70	4068	36-32-0	203	2.99	3
NORRIS, Jack	23	1380	10-11-2-0	85	3.70	1
PARENT, Bernie	57	3105	15-32-5-0	190	3.67	1
PEETERS, Pete	171	9939	91-57-16-0	496	2.99	9
Playoffs	21	1264	9-12-0	75	3.56	1
PERREAULT, Bob	22	1287	3-12-6-0	85	3.96	1
PETTIE, Jim	21	1157	9-7-2-0	71	3.68	1
PLANTE, Jacques	8	480	7-1-0-0	16	2.00	2
Playoffs	2	120	0-2-0	10	5.00	0
POTVIN, Felix	28	1608	12-8-6-0	67	2.50	4
PRONOVOST, Claude	1	60	1-0-0-0	0	0.00	1



BOSTON BRUINS ALL-TIME GOALTENDING ROSTER

RANFORD, Bill	122	6928	52-49-14-0	368	3.19	6	SKUDRA, Peter	25	1116	6-12-1-0	62	3.33	0
Playoffs	8	482	1-7-0	31	3.86	0	STEWART, Charles	77	4742	30-41-5-0	194	2.45	10
RASK, Tuukka	5	244	3-1-1	10	2.46	1	STEWART, Jim	1	20	0-1-0-0	5	15.00	0
RAYCROFT, Andrew	108	6050	43-46-10-2	264	2.62	3	SYLVESTRI, Don	3	102	0-0-2-0	6	3.53	0
Playoffs	7	447	3-4-0	16	2.15	1							
REDDING, George	1	11	0-0-0-0	1	5.45	0	TALLAS, Rob	87	4442	26-35-10-0	211	2.85	3
REECE, Dave	14	777	7-5-2-0	43	3.32	2	THOMAS, Tim	219	12634	109-73-0-27	551	2.62	12
RIENDEAU, Vincent	29	1541	10-12-2-0	77	3.00	1	Playoffs	18	1112	10-8	40	2.16	1
Playoffs	2	120	1-1-0	8	4.00	0	THOMPSON, Cecil	468	28948	252-153-63-0	962	1.99	74
RIGGIN, Pat	49	2785	20-16-9-0	156	3.36	1	Playoffs	33	2298	15-18-0	66	1.72	6
Playoffs	1	60	0-1-0	3	3.00	0	TOIVONEN, Hannu	38	2056	12-14-0-5	114	3.33	1
RING, Bobby	1	33	0-0-0-0	4	7.27	0	TOPPAZZINI, Jerry	1	1	0-0-0	0	0.00	0
ROBERTS, Maurice	2	90	0-1-0-0	5	3.33	0							
ROMANO, Roberto	1	60	0-1-0-0	6	6.00	0	VACHON, Rogie	91	5186	44-30-12	300	3.47	2
							Playoffs	4	184	0-2-0	17	5.54	0
SAUVE, Philippe	2	41	0-0-0-0	4	5.85	0	WHITMORE, Kay	5	203	1-2-0-0	18	5.32	0
SAVCHUK, Terry	102	6120	40-43-19-0	262	2.57	11	WILSON, Ross	1	52	0-0-1-0	1	1.15	0
SCHAFER, Paxton	3	77	0-0-0-0	6	4.68	0	WINKLER, Hal	67	4225	32-22-13-0	110	1.56	19
SHIELDS, Steve	36	2113	12-13-9-0	97	2.75	0	Playoffs	10	640	2-3-5	18	1.69	2
Playoffs	2	119	0-2	6	3.03	0							
SIGALET, Jordan	1	1	0-0-0-0	0	0.00	0							
SIMMONS, Don	169	10087	67-71-30-0	487	2.90	15							
Playoffs	21	1471	11-10-0	54	2.20	3							

BOSTON BRUINS ALL-TIME COACHING RECORDS

	Season	Regular Season							Playoffs				
		GP	W	L	T	OT	PTS	WIN%	GP	W	L	T	WIN%
BOUCHER, George	1949-50	70	22	32	16	-	60	.429	-	-	-	-	-
BOWNESS, Rick	1991-92	80	36	32	12	-	84	.525	15	8	7	0	.533
BURNS, Pat	1997-98	82	39	30	13	-	91	.555	6	2	4	0	.333
	1998-99	82	39	30	13	-	91	.555	12	6	6	0	.500
	1999-2000	82	24	39	19	6	73	.445	-	-	-	-	-
	2000-01	8	3	4	1	-	7	.438	-	-	-	-	-
	TOTAL	254	105	103	46	6	262	.516	18	8	10	0	.444
CHEEVERS, Gerry	1980-81	80	37	30	13	-	87	.544	3	0	3	0	.000
	1981-82	80	43	27	10	-	96	.600	11	6	5	0	.545
	1982-83	80	50	20	10	-	110	.688	17	9	8	0	.529
	1983-84	80	49	25	6	-	104	.650	3	0	3	0	.000
	1984-85	56	25	24	7	-	57	.509	-	-	-	-	-
	TOTAL	376	204	126	46	-	454	.604	34	15	19	0	.441
CHERRY, Don	1974-75	80	40	26	14	-	94	.588	3	1	2	0	.333
	1975-76	80	48	15	17	-	113	.706	12	5	7	0	.417
	1976-77	80	49	23	8	-	106	.663	14	8	6	0	.571
	1977-78	80	51	18	11	-	113	.706	15	10	5	0	.667
	1978-79	80	43	23	14	-	100	.625	11	7	4	0	.636
	TOTAL	400	231	105	64	-	526	.658	55	31	24	0	.564
CLAPPER, Aubrey	1945-46	50	24	18	8	-	56	.560	10	5	5	0	.500
	1946-47	60	26	23	11	-	63	.525	5	1	4	0	.200
	1947-48	60	23	24	13	-	59	.492	5	1	4	0	.200
	1948-49	60	29	23	8	-	66	.550	5	1	4	0	.200
	TOTAL	230	102	88	40	-	244	.530	25	8	17	0	.320
CREIGHTON, Fred	1979-80	73	40	20	13	-	93	.637	-	-	-	-	-
DENNENY, Cy	1928-29	44	26	13	5	-	57	.648	5	5	0	0	1.000
FTOREK, Robbie	2001-02	82	43	24	6	9	101	.616	6	2	4	0	.333
	2002-03	73	33	28	8	4	78	.534	-	-	-	-	-
	TOTAL	155	76	52	14	13	179	.577	6	2	4	0	.333
GORING, Butch	1985-86	80	37	31	12	-	86	.538	3	0	3	0	.000
	1986-87	13	5	7	1	-	11	.423	-	-	-	-	-
	TOTAL	93	42	38	13	-	97	.522	3	0	3	0	.000
GUIDOLIN, Armand	1972-73	26	20	6	0	-	40	.769	5	1	4	0	.200
	1973-74	78	52	17	9	-	113	.724	16	10	6	0	.625
	TOTAL	104	72	23	9	-	153	.736	21	11	10	0	.524
JOHNSON, Tom	1970-71	78	57	14	7	-	121	.776	7	3	4	0	.429
	1971-72	78	54	13	11	-	119	.763	15	12	3	0	.800
	1972-73	52	31	16	5	-	67	.644	-	-	-	-	-
	TOTAL	208	142	43	23	-	307	.738	22	15	7	0	.682
JULIEN, Claude	2007-08	82	41	29	-	12	94	.573	7	3	4	0	.429
	2008-09	82	53	19	-	10	116	.707	11	7	4	0	.636
	TOTAL	164	94	48	-	22	210	.640	18	10	8	0	.556



BOSTON BRUINS ALL-TIME COACHING RECORDS

KASPER, Steve	1995-96	82	40	31	11	-	91	.555	5	1	4	0	.200
	1996-97	82	26	47	9	-	61	.372	-	-	-	-	-
	TOTAL	164	66	78	20	-	152	.463	5	1	4	0	.200
KEENAN, Mike	2000-01	74	33	28	7	6	79	.538	-	-	-	-	-
LEWIS, Dave	2006-07	82	35	41	-	6	76	.463	-	-	-	-	-
MILBURY, Mike	1989-90	80	46	25	9	-	101	.631	21	13	8	0	.619
	1990-91	80	44	24	12	-	100	.625	19	10	9	0	.526
	TOTAL	160	90	49	21	-	201	.628	40	23	17	0	.575
O'CONNELL, Mike	2002-03	9	3	3	3	0	9	.500	5	1	4	0	.200
O'REILLY, Terry	1986-87	67	34	27	6	-	74	.552	4	0	4	0	.000
	1987-88	80	44	30	6	-	94	.588	23	12	10	1	.543
	1988-89	80	37	29	14	-	88	.550	10	5	5	0	.500
	TOTAL	227	115	86	26	-	256	.564	37	17	19	1	.473
PATRICK, Frank	1934-35	48	26	16	6	-	58	.604	4	1	3	0	.250
	1935-36	48	22	20	6	-	50	.521	2	1	1	0	.500
	TOTAL	96	48	36	12	-	108	.563	6	2	4	0	.333
PATRICK, Lynn	1950-51	70	22	30	18	-	62	.443	6	1	4	1	.250
	1951-52	70	25	29	16	-	66	.471	7	3	4	0	.429
	1952-53	70	28	29	13	-	69	.493	11	5	6	0	.455
	1953-54	70	32	28	10	-	74	.529	4	0	4	0	.000
	1954-55	30	10	14	6	-	26	.433	-	-	-	-	-
	TOTAL	310	117	130	63	-	297	.479	28	9	18	1	.339
ROSS, Art	1924-25	30	6	24	0	-	12	.200	-	-	-	-	-
	1925-26	36	17	15	4	-	38	.528	-	-	-	-	-
	1926-27	44	21	20	3	-	45	.511	8	2	2	4	.500
	1927-28	44	20	13	11	-	51	.580	2	0	1	1	.250
	1929-30	44	38	5	1	-	57	.875	6	3	3	0	.500
	1930-31	44	28	10	6	-	77	.705	5	2	3	0	.400
	1931-32	48	15	21	12	-	62	.438	-	-	-	-	-
	1932-33	48	25	15	8	-	42	.604	5	2	3	0	.400
	1933-34	48	18	25	5	-	58	.427	-	-	-	-	-
	1936-37	48	23	18	7	-	41	.552	3	1	2	0	.333
	1937-38	48	30	11	7	-	58	.698	3	0	3	0	.000
	1938-39	48	36	10	2	-	50	.771	12	8	4	0	.667
	1941-42	48	25	17	6	-	53	.583	5	2	3	0	.400
	1942-43	50	24	17	9	-	67	.570	9	4	5	0	.444
	1943-44	50	19	26	5	-	74	.430	-	-	-	-	-
	1944-45	50	16	30	4	-	67	.360	7	3	4	0	.429
	TOTAL	728	361	277	90	-	812	.558	65	27	33	5	.454
SCHMIDT, Milt	1954-55	40	13	12	15	-	41	.513	5	1	4	0	.200
	1955-56	70	23	34	13	-	59	.421	-	-	-	-	-
	1956-57	70	34	24	12	-	80	.571	10	5	5	0	.500
	1957-58	70	27	28	15	-	69	.493	12	6	6	0	.500
	1958-59	70	32	29	9	-	73	.521	7	3	4	0	.429
	1959-60	70	28	34	8	-	64	.457	-	-	-	-	-
	1960-61	70	15	42	13	-	43	.307	-	-	-	-	-
	1962-63	56	13	31	12	-	38	.339	-	-	-	-	-
	1963-64	70	18	40	12	-	45	.343	-	-	-	-	-
	1964-65	70	21	43	6	-	48	.343	-	-	-	-	-
	1965-66	70	21	43	6	-	48	.343	-	-	-	-	-
	TOTAL	726	245	360	121	-	611	.421	34	15	19	0	.441
SINDEN, Harry	1966-67	70	17	43	10	-	44	.314	-	-	-	-	-
	1967-68	74	37	27	10	-	84	.568	4	0	4	0	.000
	1968-69	76	42	18	16	-	100	.658	10	6	4	0	.600
	1969-70	76	40	17	19	-	99	.651	14	12	2	0	.857
	1979-80	7	6	1	0	-	12	.857	10	4	6	0	.400
	1984-85	24	11	10	3	-	25	.521	5	2	3	0	.400
	TOTAL	327	153	116	58	-	364	.557	43	24	19	0	.558
SULLIVAN, Mike	2003-04	82	41	19	15	7	104	.634	7	3	4	0	.429
	2005-06	82	29	37	-	16	74	.451	-	-	-	-	-
	TOTAL	164	70	56	15	23	178	.543	7	3	4	0	.429
SUTTER, Brian	1992-93	84	51	26	7	-	109	.649	4	0	4	0	.000
	1993-94	84	42	29	13	-	97	.577	13	6	7	0	.462
	1994-95	48	27	18	3	-	57	.594	5	1	4	0	.200
	TOTAL	216	120	73	23	-	263	.609	22	7	15	0	.318
WATSON, Phil	1961-62	70	15	47	8	-	38	.271	-	-	-	-	-
	1962-63	14	1	8	5	-	7	.250	-	-	-	-	-
	TOTAL	84	16	55	13	-	45	.268	-	-	-	-	-
WEILAND, Ralph	1939-40	48	31	12	5	-	67	.698	6	2	4	0	.333
	1940-41	48	27	8	13	-	67	.698	11	8	3	0	.727
	TOTAL	96	58	20	18	-	134	.698	17	10	7	0	.588



ALL-TIME SWEATER NUMBERS

Note - Bold names indicate player in whose honor that number has been retired.

1
Harvey Bennett, Paul Bibeault, Craig Billington, Frank Brimsek, Ed Chadwick, Sprague Cleghorn, Les Colvin, Maurice Courteau, Norman Fowler, Bruce Gamble, Bert Gardiner, Jack Gelineau, Gilles Gilbert, Gordon Henry, Jim Henry, Ed Johnston, Joe Junkin, Reggie Lemelin, Howard Lockhart, Harry Lumley, Pete Peeters, Bob Perreault, Andrew Raycroft, Pat Riggan, Maurice Roberts, Roberto Romano, Terry Sawchuk, Paxton Schafer, Don Simmons, Charles Stewart, Cecil "Tiny" Thompson, Rogie Vachon

2
George Carroll, Lloyd Cook, Pat Egan, Lionel Hitchman, Bill Hollett, Stan Jackson, **Eddie Shore**

3
Fred Bergdinon, Charles Cahill, George Carroll, Sprague Cleghorn, **Lionel Hitchman**, Bill Hollett, Stan Jackson, Herb Mitchell, Bobby Rowe

4
Bob Armstrong, Herb Cain, Pat Egan, Ferny Flaman, Harry Frost, Ted Graham, Jimmy Herberts, Myles Lane, Al Langlois, Bob McCord, Bert McInenly, **Bobby Orr**, George Owen, Eric Pettinger, Walter "Babe" Pratt, Max Quackenbush, Charlie Sands, Alex Smith, Pat Stapleton



Bobby Orr watched his #4 banner go to the Garden rafters on January 9, 1979

5
Aubrey "Dit" Clapper, Carson Cooper, Stan Jackson, Gordon Keats, Guy Lapointe, Bernie Morris, Normie Shay, Alf Skinner, Phil Stevens

DID YOU KNOW?

Dit Clapper's number five was retired by the team in post-game ceremonies immediately following his final NHL game on February 12, 1947.

6
Bob Beckett, Nick Beverley, Carl "Buddy" Boone, Don Cherry, John Crawford, Darryl Edestrand, Glen Featherstone, Mike Forbes, Percy Galbraith, Ray Getcliffe, Warren Godfrey, Bob Gracie, Ted Green, Lionel Heinrich, Bronco Horvath, Alexei Kasatonov, Gord Kluzak, Gus Kyle, Charles Larose, Vic Lynn, Dan McGillis, Herb Mitchell, Gord Murphy, Clayton Pachal, Dick Redmond, Charlie Sands, Reginald "Hookey" Smith, Brad Stuart, Joe Thornton, Dennis Wideman

7
Bill Bennett, Ray Bourque, Norm Calladine, Harry Connor, Carson Cooper, **Phil Esposito**, Red Green, Orland Kurtenbach, Hubert "Pit" Martin, Cliff Pennington, Terry Reardon, Ed Sandford, John Schmidt, Sean Shanahan, Normie Shay, Vic Stasiuk, Nels Stewart, Ron Stewart, Ralph "Cooney" Weiland, Eddie Wiseman

8
Marty Barry, Archie Briden, Lyndon Byers, John Carter, Wayne Connelly, Gary Dornhoefer, Norman "Dutch" Gainer, Jeannot Gilbert, Fred Harris, Murray Henderson, Ken R. Hodge, Stan Jackson, Roger Jenkins, Fleming Mackell, Joe Matte, Peter McNab, Harry Meeking, **Cam Neely**, Jim Nill, Jack Portland, Jack Shewchuk, Dallas Smith, Des Smith, Billy Stuart, Bob Woytowich

9
Irwin Boyd, **John Bucyk**, Joe Carveth, Roy Conacher, Duncan Fisher, Cal Gardner, George Geran, Roy Goldsworthy, Paul Haynes, Frank Mario, Harry Oliver, Aldo Palazzari, Jimmy Peters, George Redding, Jack Riley, Gino Rozzini, Paul Runge, Charlie Scherza, Werner Schnarr, Bill Shill



John "Chief" Bucyk acknowledges the crowd's cheers during his March 13, 1980 ceremony

10
Brandon Bochenski, Charlie Burns, Charles Cahill, Bill Carson, Billy Coutu, Bill Cowley, Bob Davie, Ferny Flaman, Fred Gordon, Thomas Gradin, Ken D. Hodge, Tom Johnson, Dmitri Kvartalnov, Joe Lamb, Hal Laycoe, Cameron Mann, Gilles Marotte, Sandy McCarthy, Marty McInnis, Jim Morrison, Alex Motter, Billy O'Dwyer, Barry Pederson, Jean Ratelle, George Redding, Eddie Rodden, Werner Schnarr, Rick Smith, Allan Stanley, Ron Sutter, Carol Vadnais, Alexei Zhamnov

11
Per-Johan Axelsson, John Beattie, Bobby Benson, Jack Bionda, John Brackenborough, Charles Cahill, Wayne Carleton, Bob Carpenter, Anson Carter, Bill Cupolo, Hal Darragh, Grant Erickson, Robert "Red" Hamill, Mel Hill, Leland Harrington, Fern Headley, Don Gallinger, Steve Kasper, Jack McGill, Doug Morrison, Joe Mullen, George Owen, Gordon Pettinger, Bill Quackenbush, Earl Reibel, Andre Savard, Bobby Schmautz, Pat Stapleton, Charles Stewart, Mike Walton, Tom Webster, Tom Williams, Hal Winkler, Sergei Zholtok

12
Murray Balfour, Wayne Brown, Randy Burridge, Lyndon Byers, Wayne Cashman, Real Chevrefils, Art Chisholm, Aubrey "Dit" Clapper, Lorne Ferguson, Tom Fitzgerald, Terry Gray, Bep Guidolin, Andy Heberton, Wayne Hicks, Wilbert "Dutch" Hiller, Bill Hollett, Stan Jackson, Dmitri Khristich, Chuck Kobasew, Morris Lukowich, Mickey Mackay, Wayne Maxner, Pat McReavy, Adam Oates, Barry Pederson, Gordon Redahl, Vic Ripley, Brian Rolston, Albert "Babe" Siebert, Emory Sparrow, Ron Stewart, Billy Stuart, George Sullivan, Billy Taylor, Grant Warwick, Ken Yackel

13
Stanislav Chistov, Matt Glennon, Bill Guerin, Charles Larose, Ken Linseman, Glen Metropolit, Grigori Panteleev, Jim Schoenfeld, Wes Walz

14
Jason Allison, Garnet "Ace" Bailey, Frank Boll, Charles Cahill, Robert Cimetta, Geoff Courtall, Terry Crisp, Bill Derlago, Woody Dumart, Ferny Flaman, Dave Forbes, Armand Gaudreault, Mike Gillis, Leland Harrington, Orville Heximer, Forbes Kennedy, Orland Kurtenbach, Jeff Lazaro, Craig MacTavish, Joe Matte, Shawn McEachern, Bob Miller, Anders Myrvold, James O'Neill, Andre Pronovost, Gord Roberts, Sergei Samsonov, Glen Sather, Kevin Sawyer, Billy Stuart, Michael Thelven, Joe Watson, Ralph "Cooney"

Weiland

15
Oscar Aubuchon, Bill Carson, Max Kaminsky, Myles Lane, **Milt Schmidt**, Gerry Shannon, John Sheppard, Ken Smith

16
Earl Anderson, Ken Belanger, Adam Brown, Bob Davie, Cy Denneny, Peter Douris, Lorne Duguid, Ray Getcliffe, Ed Harrison, Andy Hilbert, Mel Hill, Art Jackson, Leo Labine, Ron Lyons, Clare Martin, Jack McGill, Pat McReavy, Rick Middleton, Fred O'Donnell, Murray Oliver, Randy Robitaille, Maurice Roberts, Kent Ruhnke, Derek Sanderson, Gerry Shannon, Bill Shill, Cam Stewart, Jozef Stumpel, Marco Sturm, Tim Sweeney

17
Dave Barr, Shawn Bates, Bobby Bauer, Wayne Connelly, Bill Cowley, Dave Creighton, Ab DeMarco, Bill Jennings, Stan Jonathan, Milan Lucic, Nevin Markwart, Shawn McEachern, Don McKenney, Jack Norris, Jean-Paul Parise, Davis Payne, Dean Prentice, Dave Reid, Alan Ritinger, Derek Sanderson, Bobby Schmautz, Fred Stanfield, Petr Tenkrat, Rob Zamuner

18
Brent Ashton, Ed Barry, Gus Bodnar, Marcel Bonin, Jack Caffery, Keith Crowder, Bob Gould, Mel Hill, Brent Hughes, Art Jackson, Harvey Jackson, Norm Johnson, Steve Kraftcheck, Rich Leduc, Norm McAttee, Jack McGill, Jack McIntyre, Walt McKechnie, Kyle McLaren, Ian Moran, Mark Mowers, Hank Nowak, Barry Pederson, Dan Poliziani, Jack Shill, Petri Skriko, Ken Smith, Orval Tessier, Bill Thoms, John Wensink, Ed Westfall, Stephane Yelle, C. J. Young

19
Ed Chamberlain, Jack Church, John Crawford, Mariusz Czerkawski, Ab DeMarco Jr., Rob DiMaio, Reggie Fleming, Jean-Paul Gladu, Don Grosso, Russ Kopak, Bobby Lalonde, Normand Leveille, Pentti Lund, Mark Marquess, Clare Martin, Tom J. McCarthy, Jack McGill, John McKenzie, Doug Mohns, Ray Neufeld, Dave Poulin, Terry Reardon, Kevin Sawyer, Gregg Sheppard, Jack Shewchuk, Tom Songin, Joe Thornton, Jerry Toppazzini

20
Darren Banks, Leo Boivin, Todd Elik, Guyle Fielder, Dwight Foster, Bruce Gordon, Martin Lapointe, Tommy Lehmann, Jim Morrison, Mike O'Connell, Mike Parson, Wayne Primeau, Paul Ronty, Al Secord, Al Sims, Dallas Smith, Ken Smith, Bryan Smolinski, Bob Sweeney, Darren Van Impe

21
Bill Anderson, Murray Costello, Nathan Dempsey, Ted Donato, Bill Ezinicki, Andrew Ference, Jim Harrison, Brad Isbister, Phil Krake, Jim Lorentz, Parker MacDonald, Don Marcotte, Clare Martin, Frank Martin, Ab McDonald, Glen Murray, Eric Nickulas, Sean O'Donnell, Brad Palmer, Barry Pederson, Walter "Babe" Pratt, John Quilty, Stephane Quintal, Jack Shewchuk, Dave Silk, Frank Simonetti, Jerry Toppazzini, Tom Webster

22
Don Awrey, Ken Baumgartner, Bob Beers, Ivan Boldirev, Marcel Bonin, Norm Corcoran, Bob Dillabough, Shean Donovan, Mikko Eloranta, Doug Gibson, Mike Gillis, Butch Goring, Michal Grosse, Larry Hillman, Joe Klukay, Bill Knibbs, Ed Kryzanowski, Brian Leetch, Bill Lesuk, Jim Lorentz, Dick Meissner, Chris Oddleifson, Ed Panagabko, Brad Park, Floyd Smith, Irv Spencer, Jozef Stumpel, Michael Thelven, Shawn Thornton, Rick Tocchet, Tom Webster, Wally Wilson

23
Marcel Bonin, Sean Brown, Jack Capuano, John Emmons, Lorne Ferguson, Jean-Guy Gendron, Taylor Hall, Steve Heinze, Randy Hillier, Craig Janney, Jeff Jillson, Joe Juneau, Steve Langdon, Josh Langfeld, Paul Mara, Steve Montador, Terry O'Reilly, John Peirson, Ray Maluta, Doug Morrison, Peter Popovic, Matt Ravlich, Kent Ruhnke, Derek Sanderson, Dan Schock, Ron Schock, Ed Shack, Charlie Simmer, Al Sims, Rick Smith

24
Pete Babando, Jim Bartlett, Bob Beckett, Lorne Davis, Lorne Ferguson, Barry Gibbs, Ted Hodgson, Steve Kraftcheck, Larry Leach, Bob Leiter, **Terry O'Reilly**, Larry Regan, Bill Speer



ALL-TIME SWEATER NUMBERS

25
Andy Brickley, Gary Doak, Hal Gill, Warren Godfrey, Doug Kostynski, Mike Krushelnyski, Trent McCleary, Al Nicholson, Garry Peters, Willi Plett, Stephane Richer, Wayne Rivers, Dan Schock, Louis Sleighter, Paul Stanton, Kevin Stevens, Mike Walton, Gordie Wilson, Jason York

26
Don Awrey, Brad Boyes, Alain Cote, Bill Goldsworthy, Doug Halward, Mike Knuble, Mike Milbury, Mats Naslund, Al Simmons, Cam Stewart, Tim Taylor, Glen Wesley, Blake Wheeler

27
Earl Anderson, John Arbour, Dave Barr, Nick Beverley, Dave Christian, Gary Dornhoefer, Dwight Foster, Jean Gauthier, Doug Gibson, Chris Hayes, Marty Howe, Dave Hynes, Bobby Joyce, Steve Langdon, Guy Lapointe, Reggie Leach, Steve Leach, Ray Maluta, Wayne Maxner, Mike Milbury, Glen Murray, Sean O'Donnell, Samuel Pahlsson, Jean-Paul Parise, Derek Sanderson, Mats Thelin, Mike Walton, Barry Wilkins, Landon Wilson

28
John Adams, Earl Anderson, Wade Brookbank, Wade Campbell, Dean Chynoweth, Gordie Clark, Tom Fergus, Garry Galley, Bill Goldsworthy, Rod Graham, Bob Gryp, Matt Hagman, Jamie Huscroft, Dan LaCouture, Steve Langdon, Reed Larson, Ray Maluta, Shaone Morrisson, Gord Murphy, Ron Murphy, Chris Oddleifson, Dennis O'Brien, Paul O'Neil, Clayton Pachal, Mark Recchi, Doug Roberts, Andre Savage, Barry Smith, Tom Songin, Mikhail Tatarinov

29
Scott Arniel, Alex Auld, Mariusz Czerkawski, Nathan Dempsey, Dave Donnelly, Luc Dufour, Norm Foster, John Gruden, Doug Halward, Andy Hilbert, Greg Johnston, Jarmo Kekalainen, Darin Kimble, Brian Lawton, Ross Lonsberry, Dean Malkoc, Troy Mallette, Don Marcotte, Brad McCrimmon, Marty McSorley, Jay Miller, Jon Morris, Petteri Nokelainen, Jim Pettie, Paul Popiel, Felix Potvin, Marc Potvin, Dave Reece, Al Sims, Petri Skriko, Dennis Vaske, Dixon Ward, Joe Zanussi

30
Mike Bales, Ross Brooks, Jim Carey, Jon Casey, Gerry Cheevers, Jim Craig, John Grahame, Jeff Hackett, Mike Mofat, Chris Nilan, Bernie Parent, Bill Ranford, Dave Reece, Pat Riggin, Don Sylvestri, Tim Thomas, Jim Wiemer

31
John Adams, Rick Adduono, Marco Baron, Yves Belanger, Daniel Berthiaume, Ken Broderick, John Carter, Gerry Cheevers, Tim Cheveldae, Ron Grahame, Stan Jonathan, Doug Kears, Blaine Lacher, Joey MacDonald, Mike Milbury, Jim Pettie, Jacques Plante, Dave Reid, Jamie Rivers, Steve Shields, Al Stewart, Jim Stewart, Kay Whitmore
32
John Carter, Geoff Courtnall, Bruce Crowder, Jeff Hoggan, Craig MacTavish, Bob Miller, Don Sweeney

33
Marco Baron, John Blum, Lyndon Byers, Anson Carter, Zdeno Chara, Alain Cote, Matt DelGuidice, Mike Gillis, Benoit Hogue, Greg Johnston, Sheldon Kennedy, Steve Langdon, Craig MacDonald, Daniel Marois, Scott McLellan, Larry Melnyk, Graeme Nicolson, Jeff Norton, Krzysztof Oliwa, Scott Pellerin, Hannu Toivonen

34
Bob Beers, Bryan Berard, Paul Boutilier, Lyndon Byers, Geoff Courtnall, Brian Curran, Byron Dafeo, Mike Gillis, Shane Hnidy, Doug Kostynski, Dave Reid, David Shaw, Rick Zombo

35
Cleon Daskalakis, Manny Fernandez, Greg Hawgood, Andy Moog, Philippe Sauve, Peter Skudra, Robbie Tallas

36
Ron Flockhart, Norm Foster, John Gruden, Ivan Huml, Grant Ledyard, Moe Lemay, Jeff Odgers, Brian Propp, Marty Reasoner, Dave Reid, Mike Stevens, Jim Wiemer

37
Ralph Barahona, Clayton Beddoes, Paul Beraldo, Patrice Bergeron, Randy Burridge, Alain Cote, Lou Crawford, Lee Goren, Paul Guay, Dominic Lavoie, Moe Lemay, Dave Pasin, Vincent Riendeau, Mattias Timander, Wes Walz

38
Bobby Allen, Dave Andreychuk, Wade Campbell, Greg Hawgood, Jay Henderson, Doug Morrison, Kraig Nienhuis, Jon Rohloff, Vladimir Ruzicka, Dave Scatchard, Chris Taylor

39
Scott Bailey, John Blue, Denis Chervyakov, Lou Crawford, Norm Foster, Matt Glennon, Travis Green, Greg Hawgood, Ron Hoover, Greg Johnston, Zdenek Kutlak, Joel Prpic

40
Mark Cornforth, Alain Cote, Ted Donato, P.C. Drouin, Brett Harkins, Greg Hawgood, Eric Healey, Daniel Lacroix, Alan May, Tuukka Rask, Bruce Shoebottom, Chris Winnes

41
Andrew Alberts, Jason Allison, Zdenek Kutlak, Guy Larose, Anders Myrvold, Allen Pedersen, Tim Sweeney, Dave Thomson, Philip Von Stefenelli

42
John Byce, Peter Ferraro, Brent Hughes, Mikko Makela, Mike Millar, Pascal Pelletier, P.J. Stock, Mike Sullivan, Bob Sweeney, Tim Sweeney, Blake Wheeler

43
Bob Beers, Matt Hervey, Al Iafate, Richard Jackman, Martins Karsums, Fred Knipscheer, Joe Murphy, Ray Podloski, Randy Robitaille, Jean-Yves Roy, Martin Samuelsson, Yan Stastny

44
Nick Boynton, Dave Ellett, Ron Hoover, Dean Malkoc, Glen Murray, Davis Payne, Aaron Ward

45
John Blue, Aaron Downey, Dale Dunbar, Paul Guay, Steve Heinze, Robert Lang, Andrew McKim, Sandy Moger, Carl Mokosak, Andrei Nazarov, Bruce Shoebottom, Mark Stuart, Darren Van Impe

46
Ted Donato, Jonathan Girard, David Krejci, Kyle McLaren, Sean Pronger, Barry Richter, Tony Tuzzolino

47
Dean Chynoweth, John Grahame, Ryan Hughes, Gord Hynes, Petr Kalus, Eric Nickulas, Martin St. Pierre, Mattias Timander

48
Joe Hulbig, Matt Hunwick, Chris Kelleher, Fred Knipscheer, Jay Leach, Randy Robitaille, Steve Staio, Jozef Stumpel, Graeme Townshend

49
Johnathan Aitken, Joe Juneau, Matt Lashoff, Andre Roy, Jeff Serowik, Shayne Stevenson

50
Daniel Berthiaume, Clark Donatelli, Ben Guite, Jonathan Sigalet, Chris Taylor

51
Brian Dobbin, Jay Henderson, Andrei Kovalenko, Nathan Robinson, Tim Sweeney

52
Carl Corazzini, David Emma, Petr Prajsler, Nate Thompson

53
Jeremy Reich, Brandon Smith, Dennis Smith

54
Andre Savage, Hannu Toivonen, Jim Vesey, Jeff Zehr, Sergei Zinovjev

55
Johnny Boychuk, Jonathan Girard, Sergei Gonchar, Ken Hammond, Pat Leahy, Brantt Myhres, David Tanabe

56
Darren Banks, Doug Doull, Petteri Nokelainen, Peter Nordstrom, Ben Walter

57
Per-Johan Axelsson, Antti Laaksonen, Eric Manlow, Jordan Sigalet

58
Kevin Dallman

59
Bill Armstrong, Rich Brennan

60
Brian Finley, Kirk Nielsen, Vladimir Sobotka

61
Byron Bitz, Bill Huard, Marquis Mathieu

62
Milan Lucic, Andrei Nazarov, Evgeny Shal'dybin

63
Matt Herr, Patrick Traverse

64
Jarno Kurttanen

66
Brett Harkins

68
Milan Jurcina, Mikko Lehtonen

70
Matt DelGuidice, Tim Thomas

71
Marc Savard, Jiri Slegr, Terry Virtue

72
Pavel Kolarik, Eric Nickulas, Peter Schaefer, Ben Walter

73
Michael Ryder

74
Paul Coffey

75
Hal Gill, Colton Orr

76
Dennis Bonvie, Kris Vernarsky

77
Ray Bourque



Ray Bourque received help from his family in raising his number 77 banner on October 4, 2001

81
Phil Kessel

83
Pat Leahy

89
Zdenek Blatny

91
Marc Savard

92
Michael Nylander



ALL-TIME TRADE REGISTER

Note: All clubs listed are NHL unless otherwise noted. Listings with 'Montreal' are Canadiens unless otherwise noted. Trades are listed by season (July 1-June 30).

1924-25

October 29: Hec Fowler acquired from Victoria/PCHL for cash.
 November 2: Thomas "Smokey" Harris acquired from Seattle/PCHL for cash.
 November 2: Fern Headley acquired from Saskatoon/WCHL for cash.
 November 2: Bobby Rowe acquired from Seattle/WCHL for cash.
 November 2: Alf Skinner acquired from Vancouver/PCHL for cash.
 November 18: Lloyd Cook acquired from Vancouver/WCHL for cash.
 December 14: Billy Stuart acquired from Toronto for cash.
 December 19: George Carroll acquired from Montreal Maroons for Ernie Parkas.
 December 21: Thomas "Smokey" Harris traded to Vancouver/WCHL for cash.
 December 24: Howard Lockhart acquired from Toronto for cash.
 January 6: Bobby Benson and Bernie Morris acquired from Montreal Maroons for Alf Skinner.
 January 10: Lionel Hitchman acquired from Ottawa for cash.

1925-26

October 29: Fern Headley traded to Vancouver/WHL for cash.
 November 8: Sprague Cleghorn acquired from Montreal for cash.
 January 3: Percy Galbraith and Bill Hill acquired from St. Paul/AHA for cash.
 January 14: Normie Shay traded to Toronto for cash.

1926-27

August 20: Eddie Shore acquired from Edmonton/WHL for cash.
 August 30: Archie Briden acquired from Calgary/WHL for cash.
 September 4: Duke Keats acquired from Edmonton/WHL for cash.
 September 4: Harry Oliver acquired from Calgary/WHL for cash.
 October 22: Billy Coutu acquired from Montreal for Amby Moran.
 November 4: Gerry Geran traded to St. Paul/AHA for cash.
 January 7: Frank Fredrickson and Harry Meeking acquired from Detroit for Archie Briden and Duke Keats.
 January 17: Billy Boucher acquired from Montreal for Carson Cooper.
 January 17: Hal Winkler acquired from New York Rangers for cash.
 January 18: Stan Jackson traded to Ottawa for cash.
 January 31: Charles Cahill traded to New Haven/Can-Am for cash.
 January 31: Reg McIlwain acquired from New Haven/Can-Am for Charles Larose.
 May 22: Carson Cooper acquired from Montreal for Billy Boucher.
 May 22: Fred Gordon acquired from Detroit for Harry Meeking.



Eddie Shore's Aug. 20, 1926 acquisition led to Stanley Cup championships in 1929 and 1939.

1927-28

October: Harry Connor acquired from Saskatoon/PrHL for cash.
 October 24: Nobby Clark and Dutch Gainor acquired from Minneapolis/AHA for Red Stuart, cash and future considerations.
 October 25: Dit Clapper acquired from Boston/Can-Am for cash.
 December 21: Eric Pettinger and cash acquired from Toronto for Jimmy Herberts.
 December 23: Cooney Weiland acquired from Minneapolis/AHA for cash.
 January 5: Nobby Clark and Billy Coutu traded to New Haven/Can-Am for cash.
 May 12: Tiny Thompson acquired from Minneapolis/AHA for cash.
 May 18: Red Green acquired from New York Americans for Harry Connor.
 June 20: Eddie Rodden acquired from Toronto for cash.

1928-29

October: Leland Harrington traded to Providence/Can-Am for cash.
 October 25: Cy Denny acquired from Ottawa for cash.
 December 21: Mickey Mackay and cash acquired from Pittsburgh for Frank Fredrickson.
 January 8: George Owen acquired from Toronto for Eric Pettinger and Hugh Plaxton.
 January 21: Myles Lane acquired from New York Rangers for cash.
 January 25: Bill Carson acquired from Toronto for cash.
 May 13: Art Gagne acquired from Montreal for cash.
 May 13: George Patterson acquired from Montreal for cash.

1929-30

October 16: Eddie Rodden traded to London/IHL for cash.
 December 21: Art Gagne traded to Ottawa for cash.

January 30:
 February 4:
 February 17:
 April 17:

Harry Connor acquired from Ottawa for Bill Hutton.
 Henry Harris acquired from Seattle/PCHL for cash.
 Harry Foster and cash acquired from New York Rangers for Bill Regan.
 Ron Lyons acquired from Portland/PCHL for cash.

1930-31

October 16: Bill Hutton acquired from Ottawa for Harry Connor.
 November 24: Bill Carson traded to London/IHL for cash.
 December 8: Hal Darragh acquired from Philadelphia for Bill Hutton and Ron Lyons.
 February: Ron Lyons acquired from Philadelphia for cash.
 April 15: Frank Jerwa acquired from Vancouver/PCHL for cash.
 May 13: Bud Cook acquired from Montreal for cash.

1931-32

August 25: Joe Jerwa acquired from New York Rangers for Dutch Gainor.
 October 21: Max Sutherland acquired from Seattle/PCHL for cash.
 November 4: Eddie Burke acquired from Boston/Can-Am for cash.
 February 1: Ed Jeremiah acquired from New York Americans for cash.
 April 13: Billy Burch acquired from New York Americans for cash.

1932-33

July 25: Joe Lamb and cash acquired from Ottawa for Cooney Weiland.
 August 22: Orville Heximer acquired from New York Rangers for cash.
 September: Paul Runge traded to Philadelphia/Can-Am for cash.
 October: Yank Boyd traded to Philadelphia/Can-Am for cash.
 October 17: Nels Stewart acquired from Montreal Maroons for cash.
 October 25: Eddie Burke traded to Philadelphia/Can-Am for cash.
 January 6: Harry Foster traded to Tulsa/AHA for cash.
 January 17: Vic Ripley acquired from Chicago for Billy Burch.
 January 25: Alex Smith acquired from Ottawa for future considerations (Earl Roche, January 25, 1933).
 February 12: Tommy Filmore acquired from New York Americans for Jim Klein.

1933-34

October 4: Bob Gracie acquired from Ottawa for Bud Cook, Percy Galbraith and Ted Saunders.
 November: Bert McInenly acquired from Ottawa for cash.
 December 18: Babe Siebert acquired from New York Rangers for Ray Burmeister and Vic Ripley.
 January 11: Lloyd Gross and George Patterson acquired from New York Americans for Art Chapman and Bob Gracie.
 February 13: Lloyd Gross traded to Detroit for cash.

1934-35

October 2: Johnny Gagnon acquired from Montreal for Joe Lamb.
 October 10: Gene Carrigan acquired from Detroit for George Patterson.
 October 18: Art Giroux acquired from Montreal for cash.
 October 18: Alex Smith traded to New York Americans for cash.
 November 1: Jean Pusie acquired from New York Rangers for Percy Jackson.
 November 2: Harry Oliver traded to New York Americans for cash.
 November 5: Tony Savage acquired from Montreal for Tom Filmore and cash.
 November 18: Percy Jackson acquired from New York Rangers for cash.
 November 27: Walter Harnott and Don Smillie traded to Syracuse/IHL for cash.
 December 2: Burr Williams acquired from St. Louis for Archie Wilcox.
 December 3: Jack Portland acquired from Montreal for Tony Savage and cash.
 December 4: Joe Lamb acquired from Montreal for cash.
 December 4: Max Kaminski and Des Roche acquired from St. Louis for Joe Lamb.
 December 13: Walter Jackson acquired from New York Americans for Hap Emms and Orville Heximer.

December 27: Don Smillie traded to Windsor/IHL for cash.
 December 28: Paul Haynes acquired from Montreal Maroons for cash.
 December 31: Burr Williams traded to Detroit for cash.
 January 9: Johnny Gagnon traded to Montreal for cash.
 January 10: Gerry Shannon acquired from St. Louis for Frank Jerwa.
 June 30: Walt Buswell and Cooney Weiland acquired from Detroit for Marty Barry and Art Giroux.

1935-36

July 13: Roger Jenkins acquired from Montreal for Walt Buswell, Jean Pusie and cash.
 September 28: Joe Jerwa and Nels Stewart traded to New York Americans for cash.
 September 30: Jack Riley acquired from Montreal for Paul Haynes.
 December 19: Eddie Finnigan acquired from New York Americans for cash.
 December 24: Paul Runge acquired from Montreal for cash.
 December 28: Ray Getliffe acquired from New York Rangers for cash.
 December 29: Lorne Duguid acquired from Detroit for Gene Carrigan.
 January 5: Bill Hollett acquired from Toronto for cash.
 April: Paul Runge traded to Montreal for cash.

1936-37

September: Bob Blake traded to Minneapolis/AHA for cash.
 September 10: Bun Cook acquired from New York Rangers for cash.
 September 10: Roy Goldsworthy, Sammy McManus and cash acquired from Montreal for Roger Jenkins and Babe Siebert.
 October 7: Eddie Finnigan traded to Providence/AHL for cash.
 October 7: Bert McInenly traded to Providence/AHL for cash.
 October 26: Hooley Smith acquired from Montreal Maroons for cash and future considerations (Gerry Shannon, December 4, 1936).



ALL-TIME TRADE REGISTER

December 7: Max Kaminski traded to Montreal Maroons for cash.
 December 19: Walter Kalbfleish acquired from New York Americans for Ted Graham.
 December 19: Nels Stewart traded to New York Americans for cash.
 January 25: Joe Jerwa traded to New York Americans for loan of Al Shields and future considerations (Terry Reardon and Tom Cooper, October 17, 1937)

1937-38

September 23: Art Jackson acquired from Toronto for cash and future considerations.
 November 5: Hooley Smith traded to New York Americans for cash.
 December 19: Gord Pettinger acquired from Detroit for John Beattie.
 December 22: Clarence Drouillard and cash acquired from Detroit for Alex Motter.

1938-39

October 24: Roy Goldsworthy traded and Art Jackson loaned to New York Americans for cash.
 November 28: Norm Smith and cash acquired from Detroit for Tiny Thompson.



Cecil "Tiny" Thompson's Nov. 28, 1938 trade to Detroit shocked Boston fans, as Thompson had played in all but five of 473 games over ten seasons in a Bruins uniform.

1939-40

October 10: Herb Cain acquired from Montreal for Ray Getliffe and Charlie Sands.
 January 25: Ed Wiseman and cash acquired from New York Americans for Eddie Shore.
 January 27: Des Smith acquired from Chicago for Jack Portland.

1940-41

June 27: Mel Hill traded to Brooklyn for cash.

1941-42

November 24: Dutch Hiller and cash acquired from Detroit for Pat McReavy.
 December 18: Red Hamill traded to Chicago for cash.
 January 4: Harvey Jackson acquired from New York Americans for cash.
 January 26: Phil Hergesheimer acquired from Chicago for cash.

1942-43

August 15: Dutch Hiller traded to Montreal for cash.
 March 8: Oscar Aubuchon, Norm Calladine and Ab DeMarco acquired from Providence/AHL for cash.

1943-44

October 30: Bert Gardiner acquired from Montreal for cash.
 November: Oscar Aubuchon and Ab DeMarco traded to New York Rangers for cash.
 November: Charles Scherza traded to New York Rangers for cash.
 January 5: Pat Egan acquired from Detroit for Bill Hollett.
 February 22: Al Palazzari traded to New York Rangers for cash.

1944-45

October 30: Bill Jennings acquired from Detroit for Pete Leswick.
 November 27: Guy Labrie traded to New York Rangers for cash.
 December 24: Art Jackson traded to Toronto for cash and future considerations (Bingo Kampman, October 29, 1945)
 January 14: Bill Thoms acquired from Chicago for cash.

1945-46

December 6: Jean-Paul Gladu traded to St. Louis/AHL for cash.
 February 5: Norm McAtee acquired from Chicago for Bill Jennings.
 June: Don Grosso acquired from Chicago for cash.
 June 19: Babe Pratt acquired from Toronto for Eric Pogue and cash.

1946-47

August: Joe Carveth acquired from Detroit for Roy Conacher.
 September 17: Jack Church traded to New York Rangers for cash.
 February 15: Bill Shill traded to Montreal for cash.
 May 15: Babe Pratt traded to Cleveland/AHL for cash.
 June 14: Don Grosso traded to St. Louis/AHL for cash.

1947-48

August 17: Wally Wilson acquired from Toronto for cash.
 October 15: Billy Taylor acquired from Detroit for Bep Guidolin.
 December 16: Jimmy Peters and John Quilty acquired from Montreal for Joe Carveth.
 February 6: Grant Warwick acquired from New York Rangers for Billy Taylor and future considerations (Pentti Lund and Ray Manson, June, 1948).
 June 30: Gerry Brown and Hal Jackson acquired from Montreal for Jack McGill.

1948-49

No trades

1949-50

August 16: Pete Horek and Bill Quackenbush acquired from Detroit for Pete Babando, Lloyd Durham, Clare Martin and Jimmy Peters.
 September 8: Frank Brimsek traded to Chicago for cash.
 October 7: Lorne Ferguson and Billy Moe acquired from New York Rangers for Pat Egan.
 October 9: Norm McAtee traded to Washington/AHL for cash.
 October 10: Grant Warwick traded to Montreal for cash.
 December 22: Bud Poile acquired from New York Rangers for cash.
 April 17: Steve Kraftcheck acquired from Cleveland/AHL for cash.
 April 17: Ed Reigle acquired from Cleveland/AHL for cash.

1950-51

November 16: Bill Ezinicki and Vic Lynn acquired from Toronto for Leo Boivin, Ferny Flaman, Phil Maloney and Ken Smith.
 November 16: Duncan Fisher and future considerations (loan of Alex Kaleta to Hershey/AHL, November 20, 1950) acquired from New York Rangers for Ed Harrison and Zellio Toppazzini.
 December 5: Max Quackenbush acquired on loan for 1950-51 season from Detroit for Steve Kraftcheck.
 February 14: Hal Laycoe acquired from Montreal for Ross Lowe.
 May: Ed Reigle traded to Detroit for cash.

1951-52

August 20: Adam Brown acquired from Chicago for cash.
 September 20: Gus Kyle, Pentti Lund and cash acquired from NY Rangers for Paul Ronty.
 September 28: Jim Henry acquired from Detroit for cash.
 November 1: Pete Horek traded to Chicago for cash.
 December 10: Jean-Paul Gladu and Joe Lund acquired from Cleveland/AHL for Ken Davies and Vic Lynn.
 January 9: Fleming Mackell acquired from Toronto for Jim Morrison.
 January 28: Bill Ezinicki traded to Toronto for cash.

1952-53

August 14: Ed Kryzanowski traded to Chicago for cash.
 September 16: Joe Klukay acquired from Toronto for cash.
 October 31: Ed Kryzanowski acquired from Chicago for cash.
 November 8: Ed Kryzanowski traded to Providence/AHL for cash.
 June: Ray Gariepy acquired from Hershey/AHL for Duncan Fisher and Ellard O'Brien.
 June 26: Cal Gardner acquired from Chicago for cash.

1953-54

July 1: Sam Bettio and Pentti Lund traded to Victoria/WHL for cash.
 October: Wayne Brown acquired from Seattle/WHL for cash.
 October: Guyle Fielder acquired from Seattle/WHL for cash.
 November 28: Jack Gelineau traded to Chicago for cash.
 January 21: Jack McIntyre traded to Chicago for cash.
 February 5: Jean-Paul Gladu traded to Syracuse/AHL for cash.
 February 16: Gus Bodnar acquired from Chicago for Jerry Toppazzini.

1954-55

July 20: Ferny Flaman acquired from Toronto for Dave Creighton.
 September 10: George Sullivan traded to Chicago for cash.
 September 23: John Henderson acquired from Toronto for Ray Gariepy.
 October 4: Murray Costello acquired from Chicago for Frank Martin.
 November 9: Leo Boivin acquired from Toronto for Joe Klukay.
 June 3: Marcel Bonin, Lorne Davis, Terry Sawchuk and Vic Stasiuk acquired from Detroit for Gilles Boisvert, Real Chevrefils, Norm Corcoran, Warren Godfrey and Ed Sandford.

1955-56

December: Floyd Hillman acquired from Victoria/WHL for Arnott Whitney.
 January 17: Real Chevrefils and Jerry Toppazzini acquired from Detroit for Murray Costello and Lorne Ferguson.

1956-57

October 8: Allan Stanley acquired from Chicago for cash.
 January 22: Don Simmons acquired from Springfield/AHL for Jack Bionda, Norm DeFelice and future considerations (Floyd Smith, June, 1957).

1957-58

July 10: John Bucyk and cash acquired from Detroit for Terry Sawchuk.
 September: Don Cherry traded to Springfield/AHL for cash.
 January: Harry Lumley acquired from Chicago for cash.
 May 1: Hank Bassen, Bill McCreary and Dennis Olson acquired from Detroit for Gerry Ehman.



ALL-TIME TRADE REGISTER

1958-59

September 30: Ken Yackel acquired from New York Rangers for cash.
 October 8: Jim Morrison acquired from Toronto for Allan Stanley.
 November 21: Bo Elik acquired from Toronto for Gordon Redahl.

1959-60

August 25: Nick Mickoski acquired from Detroit for Jim Morrison.
 June 6: Billy Carter acquired from Montreal for cash.

1960-61

November 27: Andre Pronovost acquired from Montreal for Jean-Guy Gendron.
 January 23: Gary Aldcorn, Tom P. McCarthy and Murray Oliver acquired from Detroit for Leo Labine and Vic Stasiuk.
 January 31: Ed Chadwick acquired from Toronto for Don Simmons.
 May: Don Head acquired from Portland/WHL for Jack Bionda and future considerations (Gene Achtmichuk and Don Ward, August, 1961; Loan of Bruce Gamble, September, 1961).
 June: Terry Gray and Cliff Pennington acquired from Montreal for Stan Maxwell and Willie O'Ree.

1961-62

August: Jimmy Bartlett traded to Providence/AHL for cash.
 September: Harry Pidhirny traded to San Francisco/WHL for cash.
 October 26: Wayne Connelly acquired from Montreal for Bob Armstrong, loan of Dallas Smith and cash.
 November: Billy Carter traded to Montreal for cash.
 June: Bob Perreault acquired from Detroit for Barry Ashbee and Ed Chadwick.
 June: Don Head traded to Portland/WHL for cash.

1962-63

July 26: Larry McNabb and cash acquired from San Francisco/WHL for Orland Kurtenbach, Ed Panagabko and future considerations (Gerry Ouellette, July 7, 1963).
 December 3: Forbes Kennedy acquired from Detroit for Andre Pronovost.
 February 4: Dean Prentice acquired from New York Rangers for Don McKenney and Dick Meissner.
 June: Bob McCord acquired from Springfield/AHL for Bruce Gamble, Terry Gray, Randy Miller and Dale Rolfe.
 June: Cliff Pennington traded to San Francisco/WHL for cash.
 June: Willie Marshall acquired from Hershey/AHL for Dan Poliziani.
 June 4: Bob Perreault traded to San Francisco/WHL for cash.

1963-64

September 28: Wayne Hicks traded to Montreal for cash.
 October: Orland Kurtenbach acquired from San Francisco/WHL for cash.
 October 10: Gerry Odrowski acquired from Detroit for Warren Godfrey.
 December 17: Cliff Pennington acquired from San Francisco/WHL for Gerry Odrowski and future considerations (loan of Dallas Smith for 1964-65 season, July 8, 1964).
 May: Larry Leach traded to Portland/WHL for cash.
 June 5: Andy Heberton traded to Portland/WHL for cash.
 June 6: Wayne Connelly traded to San Francisco/WHL for cash.
 June 8: Reggie Fleming and Ab McDonald acquired from Chicago for Doug Mohns.
 June 9: Murray Balfour and Mike Draper acquired from Chicago for Matt Ravlich and Jerry Toppazzini.

1964-65

August: Tom P. McCarthy traded to Toronto for cash.
 August: Orval Tessier traded to Montreal for cash.
 May 31: Bob Dillabough, Ron Harris, Al Langlois and Parker MacDonald acquired from Detroit for Bob McCord, Ab McDonald and Ken Stephanson.
 June 8: Ron Stewart acquired from Toronto for Andy Heberton, Orland Kurtenbach and Pat Stapleton.

1965-66

December 30: Pit Martin acquired from Detroit for Parker MacDonald.
 January 10: John McKenzie acquired from New York Rangers for Reggie Fleming.
 February 16: Gary Doak, Bill Lesuk, Ron Murphy and future considerations (Steve Atkinson, June 6, 1966) acquired from Detroit for Leo Boivin and Dean Prentice.
 June 14: Wayne Connelly acquired from San Francisco/WHL for cash.

1966-67

May 15: Phil Esposito, Ken Hodge and Fred Stanfield acquired from Chicago for Gilles Marotte, Pit Martin and Jack Norris.
 May 15: Eddie Shack acquired from Toronto for Murray Oliver and cash.

1967-68

May 20: Skip Krake traded to Los Angeles Kings for 1970 first round draft pick (Reggie Leach).
 May 21: John Arbour and Jean Pronovost traded to Pittsburgh for cash.
 June: Wayne Maxner traded to Hershey/AHL for cash.

1968-69

May 7: Barry Gibbs and Tommy Williams traded to Minnesota for 1969 first round draft pick (Dan Tannahill) and future considerations (Fred

O'Donnell, May 7, 1971).
 May 14: Ken Turlik and 1971 (Ron Jones) and 1973 (Andre Savard) first round draft picks acquired from Los Angeles for Ross Lonsberry and Eddie Shack.

1969-70

October 22: Ted Hodgson traded to Salt Lake/WHL for cash.
 December 10: Wayne Carleton acquired from Toronto for Jim Harrison.
 May 26: Jim Lorentz traded to St. Louis for 1970 first round draft pick (Ron Plumb).
 June 9: Steve Atkinson traded to Hershey/AHL for cash.

1970-71

February: Bill Speer traded to Providence/AHL for cash.
 February 1: Mike Walton acquired from Philadelphia for Rick MacLeish and Danny Schock.
 May: Bob Leiter traded to Pittsburgh for cash.

1971-72

September 4: Doug Roberts acquired from California for cash.
 November 17: Richie Leduc and Chris Oddleifson acquired from California for Ivan Boldirev.
 February 23: Don O'Donoghue and Carol Vadnais acquired from California for Reggie Leach, Rick Smith and Bob Stewart.
 March 5: Tommy Williams acquired from California for cash.

1972-73

August 3: John McKenzie traded to Philadelphia for cash.
 March 1: Gary Doak acquired from Detroit for Ace Bailey and future considerations (Murray Wing, June 4, 1974).
 March 3: Jacques Plante and 1973 third round draft pick (Doug Gibson) acquired from Toronto for 1973 first round draft pick (Ian Turnbull) and future considerations (Ed Johnston, May 22, 1973).
 March 10: Ken Broderick acquired from San Diego/WHL for cash and future considerations (Ed Johnston, May 22, 1973).
 May 22: Gilles Gilbert acquired from Minnesota for Fred Stanfield.

1973-74

October 5: Jake Rathwell, 1974 second round draft pick (Mark Howe) and cash acquired from St. Louis for Don Awrey.
 October 25: Darryl Edestrand acquired from Pittsburgh for Nick Beverley.
 November 22: Doug Roberts traded to Detroit for cash.
 February 7: Bobby Schmaltz acquired from Vancouver for Chris Oddleifson, Fred O'Donnell and Mike Walton.
 February 7: Al Simmons acquired from San Diego/WHL for cash.
 June 12: Walt McKechnie acquired from New York Rangers for Derek Sanderson.

1974-75

July 22: Tommy Williams traded to Washington for cash.
 February 18: Earl Anderson and Hank Nowak acquired from Detroit for Walt McKechnie and 1975 third round draft pick (Claire Hamilton).

1975-76

November 7: Brad Park, Jean Ratelle and Joe Zanussi acquired from New York Rangers for Phil Esposito and Carol Vadnais.
 November 14: Al Simmons traded to New York Rangers for cash.
 May 26: Rick Middleton acquired from New York Rangers for Ken R. Hodge.



Phil Esposito was involved in two of the biggest trades in Bruins history. He was acquired from Chicago in a May 15, 1967 six-player deal and went to the NY Rangers in a five-player swap on Nov. 7, 1975.

1976-77

December 20: Rick Smith acquired from St. Louis for Joe Zanussi.

1977-78

December 3: Matti Hagman traded to Quebec/WHA for cash.
 March 13: Darryl Edestrand traded to Los Angeles for cash.



ALL-TIME TRADE REGISTER

1978-79

September 6: Dick Redmond acquired from Atlanta for Gregg Sheppard.
 September 18: Doug Halward traded to Los Angeles for future considerations.
 October 9: Ron Grahame traded to Los Angeles for 1979 first round draft pick (Ray Bourque).
 October 11: Mark Suzor acquired from Colorado for Clayton Pachal.

1979-80

October 23: Bobby Lalonde acquired from Atlanta for future considerations.
 December 10: Dan Newman acquired from Edmonton for Bobby Schmutz.
 June 2: Jim Craig acquired from Atlanta for 1980 second (Steve Konroyd) and 1981 third (Mike Vernon) round draft picks.

1980-81

July 16: Rogie Vachon acquired from Detroit for Gilles Gilbert.
 December 18: Mike O'Connell acquired from Chicago for Al Secord.
 February 18: Mike Gillis acquired from Colorado for Bob Miller.

1981-82

June 9: Dave Donnelly and Brad Palmer acquired from Minnesota for Boston agreeing not to draft Brian Bellows with 1982 first overall pick.
 June 9: Pete Peeters acquired from Philadelphia for Brad McCrimmon.

1982-83

November 8: Stan Jonathan traded to Pittsburgh for cash.

1983-84

October 5: Dave Silk acquired from New York Rangers for Dave Barr.
 January 3: Bob LaForest acquired from Los Angeles for Marco Baron.
 February 3: Jim Nill acquired from Vancouver for Peter McNab.
 March 6: John Blue acquired from Edmonton for Larry Melnyk.
 June 21: Ken Linseman acquired from Edmonton for Mike Krushelnyski.

1984-85

October 15: Randy Hillier traded to Pittsburgh for 1985 fourth round draft pick (Peter Massey).
 October 23: Charlie Simmer acquired from Los Angeles for 1985 first round draft pick (Don Gratton).
 October 24: Louis Sleighter acquired from Quebec for Luc Dufour and 1985 fourth round draft pick (Peter Massey).
 February 2: Morris Lukowich acquired from Winnipeg for Jim Nill.

1985-86

October 11: Bill Derlago acquired from Toronto for Tom Fergus.
 November 14: Pat Riggin acquired from Washington for Pete Peeters.
 January 30: Wade Campbell acquired from Winnipeg for Bill Derlago.
 March 10: Reed Larson acquired from Detroit for Mike O'Connell.
 March 11: Dwight Foster acquired from Detroit for Dave Donnelly.
 May 19: Tom J. McCarthy acquired from Minnesota for 1986 third (Rob Zettler) and 1987 second (Scott McCrady) round draft picks.
 June 6: Cam Neely and 1987 first round draft pick (Glen Wesley) acquired from Vancouver for Barry Pederson.



Few Boston trades have had the impact - on and off the ice - of the June 6, 1986 acquisition of Cam Neely.

1986-87

February 6: Roberto Romano acquired from Pittsburgh for Pat Riggin.
 March 9: Paul Boutilier traded to Minnesota for 1987 fourth round draft pick (Darwin MacPherson).
 June 1: John Blum acquired from Washington for 1988 seventh round draft pick (Brad Schlegel).

1987-88

October 6: Mike Stevens acquired from Vancouver for cash.
 March 8: Moe Lemay acquired from Edmonton for Alan May.
 March 8: Andy Moog acquired from Edmonton for Geoff Courtnall, Bill Ranford and 1988 second round draft pick (Petro Koivonen).

1988-89

November 3: Paul Guay acquired from Los Angeles for Dave Pasin.

December 30: Ray Neufeld acquired from Winnipeg for Moe Lemay.
 January 22: Jay Miller traded to Los Angeles for future considerations (Steve Kasper for Bobby Carpenter, January 23, 1989).
 January 23: Bobby Carpenter acquired from Los Angeles for Steve Kasper.
 February 13: Ron Flockhart acquired from St. Louis for cash.
 June 17: Tommy Lehmann traded to Edmonton for 1989 third round draft pick (Wes Walz).

1989-90

September 28: Bobby Gould acquired from Washington for future considerations (Alain Cote, October 2, 1989).
 October 2: Mike Millar acquired from Washington for Alfie Turcotte.
 December 13: Dave Christian acquired from Washington for Bobby Joyce.
 January 6: Dave Poulin acquired from Philadelphia for Ken Linseman.
 March 2: Brian Propp acquired from Philadelphia for 1990 second round draft pick (Terran Sandwith).
 June 28: Chris Nilan acquired from New York Rangers for Greg Johnston and 1990 sixth round draft pick (Barry Young).

1990-91

August 21: Ken D. Hodge acquired from Minnesota for 1992 fourth round draft pick (Jere Lehtinen).
 October 22: Vladimir Ruzicka acquired from Edmonton for Greg Hawgood.
 November 9: Steve Bancroft acquired from Toronto for Robert Cimetta.
 January 16: Petri Skriko acquired from Vancouver for 1992 second round draft pick (Michael Peca).
 June 20: Jim Vesey acquired from Winnipeg for future considerations.
 June 21: Steve Leach acquired from Washington for Randy Burridge.

1991-92

September 10: Norm Foster traded to Edmonton for 1992 sixth round draft pick (Jiri Dopita).
 October 16: Al Stewart acquired from New Jersey for future considerations.
 October 29: Brent Ashton acquired from Winnipeg for Petri Skriko.
 November 22: Scott Arniel acquired from Winnipeg for future considerations.
 January 2: Brian Dobbin, Gord Murphy and 1992 third (Sergei Zholtok) and 1993 fourth (Charles Paquette) round draft picks acquired from Philadelphia for Garry Galley, Wes Walz and 1993 third round draft pick (Milos Holan).
 January 20: Daniel Berthiaume acquired from Los Angeles for future considerations.
 February 7: Adam Oates acquired from St. Louis for Craig Janney and Stephane Quintal.
 February 24: Brent Hughes and 1992 twelfth round draft pick (Evgeny Pavlov) acquired from Washington for John Byce and Dennis Smith.
 June 10: Doug Evans acquired from Winnipeg for Daniel Berthiaume.

1992-93

September 2: David Shaw acquired from Minnesota for future considerations.
 September 4: Darin Kimble and future considerations acquired from Tampa Bay for Matt Hervey and Ken D. Hodge.
 October 28: Stephane Richer acquired from Tampa Bay for Bob Beers.
 February 1: C. J. Young acquired from Calgary for Brent Ashton.
 March 18: Daniel Marois acquired from New York Islanders for 1994 eighth round draft pick (Peter Hogardh).
 June 20: Gord Murphy traded to Dallas for future considerations (Andy Moog for Jon Casey, June 25, 1993).
 June 25: Jon Casey acquired from Dallas for Andy Moog.

1993-94

October 8: Paul Stanton acquired from Pittsburgh for 1994 third round draft pick (Greg Crozier).
 October 29: Jon Morris acquired from San Jose for cash.
 January 17: Vincent Riendeau acquired from Detroit for 1995 fifth round draft pick (Chad Wilchynski).
 March 21: Al Iafrate acquired from Washington for Joe Juneau.

1994-95

August 19: Daniel Lacroix acquired from New York Rangers for Glen Featherstone.
 August 26: Glen Wesley traded to Hartford for 1995 (Kyle McLaren), 1996 (Jonathan Aitken) and 1997 (Sergei Samsonov) first round draft picks.
 February 10: Paul Stanton traded to New York Islanders for 1995 eighth round draft pick (Ray Schultz).
 April 7: Craig Billington acquired from Ottawa for 1995 eighth round draft pick (Ray Schultz).

1995-96

August 2: Shawn McEachern and Kevin Stevens acquired from Pittsburgh for Glen Murray, Bryan Smolinski and 1996 third round draft pick (Boyd Kane).
 August 17: David Shaw traded to Tampa Bay for 1996 third round draft pick (Jason Doyle).
 October 2: Rick Zombo acquired from St. Louis for Fred Knipscheer.
 December 9: Dean Chynoweth acquired from New York Islanders for 1996 fifth round draft pick (Petr Sackl).
 January 11: Bill Ranford acquired from Edmonton for Sean Brown, Mariusz Czerkawski and 1996 first round draft pick (Matthieu Descoteaux).
 January 25: Rick Tocchet acquired from Los Angeles for Kevin Stevens.
 March 8: Kevin Sawyer and Steve Staios acquired from St. Louis for Steve Leach.
 June 21: Jeff Odgers and 1996 fifth round draft pick (Elias Abrahamsson).



ALL-TIME TRADE REGISTER

June 22: acquired from San Jose for Al Iafate.
Trent McCleary and 1995 third round draft pick (Eric Naud) acquired from Ottawa for Shawn McEachern.

1996-97

September 30: Rob DiMaio acquired from San Jose for 1997 fifth round draft pick (Adam Nittel).
November 22: Anders Myrvold and Landon Wilson acquired from Colorado for 1998 first round draft pick (Robyn Regehr).
March 1: Jason Allison, Jim Carey, Anson Carter and 1997 third round draft pick (Lee Goren) acquired from Washington for Bill Ranford, Adam Oates and Rick Tocchet.
June 21: Mike Sullivan acquired from Calgary for 1998 seventh round draft pick (Radek Duda).

1997-98

August 29: Byron Dafeo and Dmitri Khristich acquired from Los Angeles for Sandy Moger, Jozef Stumpel and 1998 fourth round draft pick (Pierre Dagenais).
March 3: Grant Ledyard acquired from Vancouver for 1998 eighth round draft pick (Curtis Valentine).

1998-99

November 7: Ken Belanger acquired from New York Islanders for Ted Donato.
June 25: Peter Ferraro acquired from Atlanta for Randy Robitaille.

1999-2000

March 6: Martin Grenier, Samuel Pahlsson, Brian Rolston and 2000 first round draft pick (Martin Samuelsson) acquired from Colorado for Ray Bourque and Dave Andreychuk.
March 10: Mike Knuble acquired from New York Rangers for Rob DiMaio.

2000-01

July 20: Kay Whitmore acquired from Edmonton for cash.
November 15: Bill Guerin and 2001 first round draft pick (Shaone Morrisonn) acquired from Edmonton for Anson Carter and 2001 first (Ales Hemsky) and second (Doug Lynch) round draft picks.
November 18: Andrei Nazarov and Patrick Traverse acquired from Anaheim for Samuel Pahlsson.
December 5: Sean Pronger traded to New York Islanders for cash.
February 21: Eric Weinrich acquired from Montreal for Patrick Traverse.
June 24: Ric Jackman acquired from Dallas for Cameron Mann.

2001-02

October 24: Glen Murray and Jozef Stumpel acquired from Los Angeles for Jason Allison and Mikko Eloranta.
January 12: Benoit Hogue acquired from Dallas for future considerations.
January 25: Andrei Nazarov traded to Phoenix for 2002 fifth round draft pick (Peter Hamerlik).
March 5: Marty McInnis acquired from Anaheim for 2002 third round draft pick (Brian Lee).
March 19: Sean Brown acquired from Edmonton for Bobby Allen.
March 29: Jeff Norton acquired from Florida for 2002 sixth round draft pick (Mikael Vuorio).
May 13: Kris Vernarsky acquired from Toronto for Ric Jackman.
June 25: Steve Shields acquired from Anaheim for 2003 third round draft pick (Shane Hynes).

2002-03

January 6: Krzysztof Oliwa acquired from New York Rangers for 2004 ninth round draft pick (Christian Mahoney-Wilson).
January 13: John Grahame traded to Tampa Bay for 2004 fourth round draft pick (Jason Churchill).
January 17: Jay Henderson traded to New York Rangers for 2004 ninth round draft pick (Christian Mahoney-Wilson).
January 23: Jeff Hackett and Jeff Jillson acquired from San Jose for Kyle McLaren and 2004 fourth round draft pick (Torrey Mitchell).
March 11: Ian Moran acquired from Pittsburgh for 2003 fourth round draft pick (Paul Bissonnette).
March 11: Dan McGillis acquired from San Jose for 2003 second round draft pick (Ivan Baranka).
June 20: Jozef Stumpel and 2003 seventh round draft pick (Miroslav Hanuljak) traded to Los Angeles for 2003 fourth (Patrik Valcak) and 2004 second (Martins Karsums) round draft picks.

2003-04

October 3: Travis Green acquired from Columbus for 2004 sixth round draft pick (Lennart Petrell).
October 5: Steve Shields traded to Florida for cash.
January 17: Jiri Slegel acquired from Vancouver for future considerations.
March 3: Sergei Gonchar acquired from Washington for Shaone Morrisonn and 2004 first (Jeff Schultz) and second (Michail Yunkov) round draft picks.
March 4: Michael Nylander acquired from Washington for 2006 second round draft pick (Francois Bouchard).
March 9: Brad Boyes and future considerations (Andy Delmore) acquired from San Jose for Jeff Jillson.

2004-05

No Trades

2005-06

August 1: Brad Isbister acquired from Edmonton for 2006 fourth round draft pick (James Delory).
August 30: Yan Stastny traded to Edmonton for 2006 fourth round draft pick (James Delory).
November 6: Andy Hilbert traded to Chicago for 2006 fifth round draft pick (Shane Sims).
November 18: David Tanabe acquired from Phoenix for Dave Scatchard.
November 30: Brad Stuart, Marco Sturm and Wayne Primeau acquired from San Jose for Joe Thornton.
February 8: Brian Eklund acquired from Tampa Bay for Zdenek Blatny.
March 9: Marty Reasoner, Yan Stastny and 2006 second round draft pick (Milan Lucic) acquired from Edmonton for Sergei Samsonov.
June 15: Petr Tenkrat acquired from Toronto for 2006 seventh round draft pick (Chris Frank).
June 24: Tuukka Rask acquired from Toronto for Andrew Raycroft.
June 26: Paul Mara and 2007 third round draft pick (Maxime Macenauer) acquired from Phoenix for Nick Boynton and 2007 fourth round draft pick (Matt Frattin).

2006-07

November 13: Stanislav Chistov acquired from Anaheim for Phoenix's previously acquired 2007 third round draft pick (Maxime Macenauer).
November 14: Philippe Sauve acquired from Phoenix for Tyler Redenbach.
December 19: Wade Brookbank traded to Pittsburgh for cash.
January 16: Yan Stastny traded to St. Louis for 2007 fifth round draft pick (Denis Reul).
February 1: Milan Jurcina traded to Washington for 2008 fourth round draft pick (later traded to Calgary, T.J. Brodie).
February 3: Brandon Bochenski acquired from Chicago for Kris Versteeg.
February 10: Andrew Ference and Chuck Kobasew acquired from Calgary for Brad Stuart, Wayne Primeau and Washington's previously acquired 2008 fourth round draft pick (T.J. Brodie).
February 27: Aaron Ward acquired from New York Rangers for Paul Mara.
February 27: Dennis Wideman acquired from St. Louis for Brad Boyes.
May 16: Adam McQuaid acquired from Columbus for 2007 fifth round draft pick (Jamie Benn).
June 23: 2007 second round draft pick (Tommy Cross) acquired from Chicago for 2007 second (William Sweatt) and third (Maxime Tanguay) round draft picks.
June 23: 2007 sixth round draft pick (Radim Ostrcil) acquired from Colorado for 2008 sixth round draft pick (Joel Chouinard).

2007-08

July 1: Manny Fernandez acquired from Minnesota for Petr Kalus and 2009 fourth round draft pick (Alexander Fallstrom).
July 17: Peter Schaefer acquired from Ottawa for Shean Donovan.
July 23: Carl Soderberg acquired from St. Louis for Hannu Toivonen.
September 11: Petteri Nokelainen acquired from New York Islanders for Ben Walter and 2009 second round draft pick (Kevin Lynch).
September 24: Brett Skinner and Nathan Saunders acquired from Anaheim Ducks for Mark Mowers.
December 6: Alex Auld acquired from Phoenix for Nate DiCasmirro and 2009 fifth round draft pick (Jeff Costello).
January 2: Shane Hnidy acquired from Anaheim with 2008 sixth round draft pick (Nicholas Tremblay) for Brandon Bochenski.
May 27: Matt Marquardt acquired from Columbus for Jonathan Sigalet.
June 21: 2008 fourth round draft pick (Jamie Arniel) acquired from Columbus for 2008 fourth (Steven Delisle) and fifth (Brent Regner) round draft picks.
June 24: Johnny Boychuk acquired from Colorado for Matt Hendricks.

2008-09

July 24: Martin St. Pierre acquired from Chicago for Pascal Pelletier.
October 13: Ned Lukacevic and 2009 fourth round draft pick (Lane MacDermid) acquired from Philadelphia for Andrew Alberts.
March 4: Steve Montador acquired from Anaheim for Petteri Nokelainen.
March 4: Mark Recchi and 2010 second round draft pick acquired from Tampa Bay for Matt Lashoff and Martins Karsums.

2009-10

July 24: 2010 fourth round draft pick and Patrick Eaves acquired from Carolina for Aaron Ward.

Note - Trade register is current through September 10, 2009.



ALL-TIME DRAFT SELECTIONS

LEGEND:

Rd	O'All	Player	Pos	From
1963 NHL Amateur Draft				
1	3	Orest Romashya	N/A	Jr. C
2	9	Terrance Lane	N/A	Midget
3	14	Roger Bamburak	RW	Cdn HS
4	19	Jim Blair	N/A	Midget
1964 NHL Amateur Draft				
1	2	Alec Campbell	RW	Midget
2	8	Jim Booth	LW	OHL
3	14	Ken Dryden	G	Jr. B
4	20	Allister Blair	N/A	Jr. B
1965 NHL Amateur Draft				
1	4	Joe Bailey	N/A	Jr. B
2	9	Bill Ramsay	N/A	MJHL
1966 NHL Amateur Draft				
1	1	Barry Gibbs	D	SJHL
2	7	Rick Smith	D	OHA
3	13	Garnet "Ace" Bailey	LW	CMJHL
4	19	Tom Webster	RW	OHA
1967 NHL Amateur Draft				
1	10	Meehan Bonnar	RW	Jr. B
1968 NHL Amateur Draft				
1	12	Danny Schock	LW	SJHL
2	18	Fraser Rice	C	QJHL
2	24	Brian St. John	C	CIAU
1969 NHL Amateur Draft				
1	3	Don Tannahill	LW	OHA
1	4	Frank Spring	RW	WCJHL
1	11	Ivan Boldirev	C	OHA
2	22	Art Quoquochi	RW	N/A
3	34	Nels Jacobsen	LW	N/A
4	46	Ron Fairbrother	LW	N/A
5	58	Jeremy Wright	C	N/A
6	69	Jim Jones	D	OHA
1970 NHL Amateur Draft				
1	3	Reggie Leach	RW	WCJHL
1	4	Rick MacLeish	C	OHA
1	9	Ron Plumb	D	OHA
1	13	Bob Stewart	D	OHA
2	27	Dan Bouchard	G	OHA
3	41	Ray Brownlee	C	N/A
4	55	Gordon Davies	LW	N/A
4	69	Bob Roselle	LW	N/A
5	83	Murray Wing	D	WCHA
6	96	Glen Siddall	LW	N/A
1971 NHL Amateur Draft				
1	6	Ron Jones	D	WCJHL
1	14	Terry O'Reilly	RW	OHA
2	28	Curt Ridley	G	WCJHL
3	42	Dave Bonter	C	N/A
4	56	David Hynes	LW	ECAC
5	70	Bert Scott	C	N/A
6	84	Rob McMahon	D	N/A
1972 NHL Amateur Draft				
1	16	Mike Bloom	LW	OMJHL
2	32	Wayne Elder	D	N/A
3	48	Michel Boudreau	C	N/A
4	64	Les Jackson	LW	N/A
5	80	Brian Coates	LW	N/A
6	96	Peter Gaw	RW	N/A
7	112	Gordie Clark	RW	ECAC
8	128	Roy Carmichael	D	N/A
1973 NHL Amateur Draft				
1	6	Andre Savard	C	QMJHL
2	31	Jim Jones	RW	OMJHL
3	36	Doug Gibson	C	OMJHL
3	47	Al Sims	D	QMJHL
4	63	Steve Langdon	LW	OMJHL
5	79	Peter Crosbie	G	N/A
6	95	J. P. Bourgouyne	D	N/A
7	111	Walter Johnson	RW	N/A
8	127	Virgil Gates	D	N/A
9	142	Jim Pettie	G	OMJHL
1974 NHL Amateur Draft				
1	18	Don Larway	RW	N/A

2	25	Mark Howe	D	WHA
2	36	Peter Sturgeon	LW	OMJHL
3	54	Tom Edur	D	OMJHL
4	72	Bill Reed	D	N/A
5	90	Jim Bateman	LW	N/A
6	108	Bill Best	LW	N/A
7	126	Ray Maluta	D	WCJHL
8	143	Darryl Drader	D	N/A
9	160	Peter Roberts	C	N/A
10	175	Peter Waselovich	G	N/A
1975 NHL Amateur Draft				
1	14	Doug Halward	D	OMJHL
2	32	Barry Smith	C	WCJHL
4	60	Rick Adduono	C	OMJHL
5	68	Denis Daigle	LW	N/A
6	86	Stan Jonathan	LW	OMJHL
7	104	Matti Hagman	C	Finland
8	122	Gary Carr	G	N/A
9	140	Bo Berglund	LW	N/A
10	156	Joe Rando	D	N/A
11	171	Kevin Nugent	G	N/A
1976 NHL Amateur Draft				
1	16	Clayton Pachal	LW	WCJHL
2	34	Lorry Gloeckner	D	WCJHL
4	70	Bob Miller	C	OMJHL
5	88	Peter Vandemark	LW	OMJHL
6	106	Ted Olson	LW	WCJHL
1977 NHL Amateur Draft				
1	16	Dwight Foster	RW	OMJHL
2	34	Dave Parro	G	WHL
3	52	Mike Forbes	D	OMJHL
4	70	Brian McGregor	RW	WHL
5	88	Doug Butler	D	N/A
6	106	Keith Johnson	D	WHL
7	122	Ralph Cox	RW	ECAC
8	138	Mario Claude	D	QMJHL
1978 NHL Amateur Draft				
1	16	Al Secord	LW	OHA
2	35	Graeme Nicolson	D	QMJHL
3	52	Brad Knelson	D	WHL
4	68	George Buat	RW	WHL
5	85	Darryl MacLeod	LW	ECAC
6	102	Jeff Brubaker	LW	OMJHL
7	119	Murray Skinner	G	CCHA
8	136	Richard Hehir	C	ECAC
9	153	Craig MacTavish	C	ECAC II
1979 NHL Entry Draft				
1	8	Ray Bourque	D	QMJHL
1	15	Brad McCrimmon	D	WHL
2	36	Doug Morrison	RW	WHL
3	57	Keith Crowder	RW	OMJHL
4	78	Larry Melnyk	D	WHL
5	99	Marco Baron	G	QMJHL
6	120	Mike Krushelnyski	C	QMJHL
1980 NHL Entry Draft				
1	18	Barry Pederson	C	WHL
3	60	Tom Fergus	C	OMJHL
4	81	Steve Kasper	C	QMJHL
5	102	Randy Hillier	D	OMJHL
6	123	Steve Lyons	LW	USHS
7	144	Tony McMurchy	C	WHL
8	165	Mike Moffat	G	OMJHL
9	186	Michael Thelven	D	Sweden
10	207	Jens Ohling	LW	Sweden
1981 NHL Entry Draft				
1	14	Normand Leveille	LW	QMJHL
2	35	Luc Dufour	LW	QMJHL
4	77	Scott McLellan	RW	OHL
5	98	Joe Mantonie	G	OHL
6	119	Bruce Milton	D	ECAC
7	140	Mats Thelin	D	Sweden
8	161	Armel Parisee	D	QMJHL
9	182	Don Sylvestri	G	ECAC
10	203	Richard Bourque	LW	QMJHL
1982 NHL Entry Draft				
1	1	Gord Kluzak	D	WHL
2	22	Brian Curran	D	WHL
2	39	Lyndon Byers	RW	WHL
3	60	Dave Reid	LW	OHL
5	102	Bob Nicholson	D	OHL
6	123	Bob Sweeney	C	USHS

7	144	John Meulenbrooks	D	Jr. B
8	165	Tony Fiore	C	QMJHL
9	186	Doug Kostynski	C	WHL
10	207	Tony Gilliard	LW	N/A
11	228	Tommy Lehmann	C	Sweden
12	249	Bruno Campese	G	CCHA
1983 NHL Entry Draft				
1	17	Nevin Markwart	LW	WHL
2	42	Greg Johnston	RW	OHL
3	63	Greg Puhalski	LW	OHL
4	84	Alain Larochelle	G	WHL
5	105	Allen Pedersen	D	WHL
6	126	Terry Taillefer	G	Tier II
7	147	Ian Armstrong	D	OHL
8	168	Francois Olivier	LW	QMJHL
9	189	Harri Laurila	D	Finland
10	210	Paul Fitzsimmons	D	ECAC
11	231	Norm Foster	G	Tier II
12	252	Greg Murphy	D	USHS
1984 NHL Entry Draft				
1	19	Dave Pasin	RW	WHL
2	40	Ray Podloski	C	WHL
3	61	Jeff Cornelius	D	OHL
4	82	Bobby Joyce	LW	Cdn HS
5	103	Mike Bishop	G	OHL
6	124	Randy Oswald	D	WCHA
7	145	Mark Thietke	C	WHL
8	166	Don Sweeney	D	USHS
9	186	Kevin Heffernan	C	USHS
10	207	J. D. Urbanic	LW	OHL
11	227	Bill Kopecky	C	USHS
12	248	Jim Newhouse	LW	USHS
1985 NHL Entry Draft				
2	31	Alain Cote	D	QMJHL
3	52	Bill Ranford	G	WHL
4	73	Jaime Kelly	RW	USHS
5	94	Steve Moore	D	Jr. B
6	115	Gord Hynes	D	WHL
7	136	Per Martinelle	RW	Sweden
8	157	Randy Burridge	LW	OHL
9	178	Gord Cruickshank	C	HE
10	199	Dave Buda	LW	Jr. B
10	210	Bob Beers	D	NYJHL
11	220	John Byce	C	USHS
12	241	Marc West	C	Jr. B
1986 NHL Entry Draft				
1	13	Craig Janney	C	HE
2	34	Pekka Tirkkonen	C	Sweden
4	76	Dean Hall	C	Cdn HS
5	97	Matt Peskewis	LW	WHL
6	118	Garth Premak	D	WHL
7	139	Paul Beraldo	RW	OHL
8	160	Brian Ferreira	RW	USHS
9	181	Jeff Flaherty	RW	USHS
10	202	Greg Hawgood	D	WHL
11	223	Steffan Malmqvist	C	Sweden
12	244	Joel Gardner	C	Jr. B
1987 NHL Entry Draft				
1	3	Glen Wesley	D	WHL
1	14	Stephane Quintal	D	QMJHL
3	56	Todd Lalonde	LW	OHL
4	67	Darwin MacPherson	D	WHL
4	77	Matt DelGuidice	G	ECAC II
5	98	Ted Donato	C	USHS
6	119	Matt Glennon	LW	USHS
7	140	Rob Cheevers	C	HE
8	161	Chris Winnes	RW	USHS
9	182	Paul Ohman	D	USHS
10	203	Casey Jones	C	ECAC
11	224	Eric Lemarque	RW	WCHA
12	245	Sean Gorman	D	USHS
1988 NHL Entry Draft				
1	18	Robert Cimetta	LW	OHL
3	60	Steve Heinze	RW	USHS
4	81	Joe Juneau	C	ECAC
5	102	Daniel Murphy	D	ECAC II
6	123	Derek Geary	RW	USHS
8	165	Mark Kryz	D	HE
9	186	Jon Rohloff	D	USHS
11	228	Eric Reisman	D	CCHA
12	249	Doug Jones	D	OHL
Supp	--	Chris Harvey	G	ECAC



ALL-TIME DRAFT SELECTIONS

1989 NHL Entry Draft

1	17	Shayne Stevenson	RW	OHL
2	38	Mike Parson	G	OHL
3	57	Wes Walz	C	WHL
4	80	Jackson Penney	C	WHL
5	101	Mark Montanari	C	OHL
6	122	Stephen Foster	D	USHS
7	143	Oto Huscak	RW	Czech.
8	164	Rick Allain	D	OHL
9	185	James Lavish	RW	USHS
10	206	Geoff Simpson	D	Tier II
11	227	David Franzosa	LW	HE
Supp	--	Jeff Schulman	D	ECAC

1990 NHL Entry Draft

1	21	Bryan Smolinski	C	CCHA
3	63	Cam Stewart	C	Jr. B
4	84	Jerome Buckley	RW	USHS
5	105	Mike Bales	G	CCHA
6	126	Mark Woolf	RW	WHL
7	147	Jim Mackey	D	USHS
8	168	John Gruden	D	Jr. A
9	189	Darren Wetherill	D	Tier II
10	210	Dean Capuano	D	USHS
11	231	Andy Bezeau	LW	OHL
12	252	Ted Miskolci	RW	OHL
Supp	--	Howard Rosenblatt	RW	HE

1991 NHL Entry Draft

1	18	Glen Murray	RW	OHL
2	40	Jozef Stumpel	LW	Czech.
3	62	Marcel Cousineau	G	QM/JHL
4	84	Brad Tiley	D	OHL
5	106	Mariusz Czerkawski	RW	Poland
7	150	Gary Golczewski	LW	USHS
8	172	John Moser	D	USHS
9	194	Dan Hodge	D	HE
10	216	Steve Norton	D	CCHA
11	238	Steve Lombardi	C	USHS
12	260	Torsten Kienass	D	Germany
Supp	24	Peter Allen	D	ECAC

1992 NHL Entry Draft

1	16	Dmitri Kvartalnov	LW	IHL
3	55	Sergei Zholtok	LW	CIS
5	112	Scott Bailey	G	WHL
6	133	Jiri Dopita	C	Czech.
6	136	Grigori Panteleev	LW	CIS
8	184	Kurt Seher	D	WHL
9	208	Mattias Timander	D	Sweden
10	232	Chris Crombie	LW	OHL
11	256	Denis Chervyakov	D	CIS
12	257	Eugene Pavlov	LW	CIS

1993 NHL Entry Draft

1	25	Kevyn Adams	C	CCHA
2	51	Matt Alvey	RW	Jr. B
4	88	Charles Paquette	D	QM/JHL
4	103	Shawn Bates	C	USHS
5	129	Andrei Sapozhnikov	D	CIS
6	155	Milt Mastad	D	WHL
7	181	Ryan Golden	C	USHS
8	207	Hal Gill	D	USHS
9	233	Joel Prpic	C	Jr. B
10	259	Joakim Persson	G	Sweden

1994 NHL Entry Draft

1	21	Evgeni Ryabchikov	G	CIS
2	47	Daniel Gonneau	LW	QM/JHL
4	99	Eric Nickulas	C	USHS
5	125	Darren Wright	D	WHL
6	151	Andre Roy	LW	QM/JHL
7	177	Jeremy Schaefer	LW	WHL
9	229	John Grahame	G	Jr. A
10	255	Neil Savary	G	QM/JHL
11	281	Andrei Yakhanov	D	CIS

1995 NHL Entry Draft

1	9	Kyle McLaren	D	WHL
1	21	Sean Brown	D	OHL
2	47	Paxton Schaefer	G	WHL
3	73	Bill McCauley	C	OHL
4	99	Cameron Mann	RW	OHL
6	151	Yevgeny Shalabyin	D	CIS
7	177	Per-Johan Axelsson	LW	Sweden
8	203	Sergei Zhukov	D	CIS
9	229	Jonathan Murphy	D	OHL

1996 NHL Entry Draft

1	8	Johnathan Aitken	D	WHL
2	45	Henry Kuster	RW	WHL
3	53	Eric Naud	LW	QM/JHL
3	80	Jason Doyle	RW	OHL
4	100	Trent Whitfield	C	WHL
5	132	Elias Abrahamsson	D	QM/JHL
6	155	Chris Lane	D	WHL
7	182	Tom Brown	D	OHL
8	208	Bob Prier	RW	ECAC
9	234	Anders Soderberg	LW	Sweden

1997 NHL Entry Draft

1	1	Joe Thornton	C	OHL
1	8	Sergei Samsonov	LW	IHL
2	27	Ben Clymer	D	WCHA
3	54	Mattias Karlin	C	Sweden
3	63	Lee Goren	RW	WCHA
4	81	Karol Bartanus	RW	QM/JHL
6	135	Denis Timofeev	D	Russia
7	162	Joel Trottier	RW	OHL
7	180	Jim Baxter	D	OHL
8	191	Antti Laaksonen	LW	WCHA
9	218	Eric Van Acker	D	QM/JHL
9	246	Jay Henderson	LW	WHL

1998 NHL Entry Draft

2	48	Jonathan Girard	D	QM/JHL
2	52	Bobby Allen	D	HE
3	78	Peter Nordstrom	RW	Sweden
5	135	Andrew Raycroft	G	OHL
6	165	Ryan Milanovic	LW	OHL

1999 NHL Entry Draft

1	21	Nick Boynton	D	OHL
2	56	Matt Zultek	LW	OHL
3	89	Kyle Wanvig	RW	WHL
4	118	Jaakko Harikkala	D	Finland
5	147	Seamus Kotyk	G	OHL
6	179	Donald Choukalos	G	WHL
7	207	Greg Barber	RW	BC/JHL
8	236	John Cronin	D	USHS
9	247	Mikko Eloranta	LW	Finland
9	264	Georgijs Pujacs	D	Latvia

2000 NHL Entry Draft

1	7	Lars Jonsson	D	Sweden
1	27	Martin Samuelsson	LW	Sweden
2	37	Andy Hilbert	C	CCHA
2	59	Ivan Huml	LW	BCHL
3	66	Tuukka Makela	D	Finland
3	73	Sergei Zinovjev	C	Russia
4	103	Brett Nowak	C	ECAC
6	174	Jarno Kultanen	D	Finland
7	204	Chris Berti	C	OHL
8	237	Zdenek Kutlak	D	Czech.
9	268	Pavel Kolarik	D	Czech.
9	279	Andrea Lindstrom	LW	Sweden

2001 NHL Entry Draft

1	19	Shaone Morrisonn	D	WHL
3	77	Darren McLachlan	LW	WHL
4	111	Matti Kaltainen	G	Finland
5	147	Jiri Jakes	RW	WHL
6	179	Andrew Alberts	D	USHL
7	209	Jordan Sigale	G	BC/JHL
8	241	Milan Jurcina	D	QM/JHL
9	282	Marcel Rodman	RW	OHL

2002 NHL Entry Draft

1	29	Hannu Toivonen	G	Finland
2	56	Vladislav Evseev	LW	Russia
4	130	Jan Kubista	RW	Czech.
5	153	Peter Hamerlik	G	OHL
7	228	Dmitri Utkin	LW	Russia
8	259	Yan Stastny	C	CCHA
9	290	Pavel Frolov	LW	Russia

2003 NHL Entry Draft

1	21	Mark Stuart	D	WCHA
2	45	Patrice Bergeron	C	QM/JHL
2	66	Masi Marjamaki	LW	WHL
4	107	Byron Bitz	RW	BCHL
4	118	Frank Rediker	D	OHL
4	129	Patrik Valcak	LW	Czech.
5	153	Mike Brown	G	OHL
6	183	Nate Thompson	C	WHL
8	247	Benoit Mondou	C	QM/JHL
9	277	Kevin Regan	G	USHS

2004 NHL Entry Draft

2	63	David Krejci	C	Czech.
2	64	Martins Karsums	RW	QM/JHL
4	108	Ashton Rome	RW	WHL
5	134	Kris Versteeg	RW	WHL
5	160	Ben Walter	C	HE
7	224	Matt Hunwick	D	CCHA
8	255	Anton Hedman	C	Sweden

2005 NHL Entry Draft

1	22	Matt Lashoff	D	OHL
2	39	Petr Kalus	RW	Czech.
3	83	Mikko Lehtonen	RW	Finland
4	100	Jonathan Sigale	D	CCHA
4	106	Vladimir Sobotka	C	Czech.
5	154	Wacey Rabbitt	C	WHL
6	172	Lukas Vantuch	C	Czech.
7	217	Brock Bradford	C	USHL

2006 NHL Entry Draft

1	5	Phil Kessel	C	WCHA
2	37	Yuri Alexandrov	D	Russia
2	50	Milan Lucic	LW	WHL
3	71	Brad Marchand	C	QM/JHL
5	128	Andrew Bodnarchuk	D	QM/JHL
6	158	Levi Nelson	C	WHL

2007 NHL Entry Draft

1	8	Zach Hamill	C	WHL
2	35	Tommy Cross	D	USHS
5	130	Denis Reul	D	Germany
6	159	Alain Goulet	D	OPJRA
6	169	Radim Ostrcil	D	Czech.
7	189	Jordan Knackstedt	RW	WHL

2008 NHL Entry Draft

1	16	Joe Colborne	C	AJHL
2	47	Maxime Sauve	G	QM/JHL
3	77	Michael Hutchinson	C	OHL
4	97	Jamie Arniel	C	OHL
6	173	Nicholas Tremblay	C	CJHL
7	197	Mark Goggin	C	USHS

2009 NHL Entry Draft

1	25	Jordan Caron	RW	QM/JHL
3	86	Ryan Button	D	WHL
4	112	Lane MacDermid	LW	OHL
6	176	Tyler Randall	RW	OHL
7	206	Ben Sexton	C	CJHL



Joe Colborne (top) and Jordan Caron (bottom) were Boston's first round picks in the 2008 and 2009 NHL Entry Drafts, respectively.



NEWS • ANALYSIS • VIDEO



NESN.COM

nesn.com/b Bruins

VS. THE NHL



ANAHEIM DUCKS



Honda Center
2695 East Katella Avenue
Anaheim, California 92806
(714) 940-2900
www.anaheimducks.com

HOCKEY OPERATIONS:

Executive Vice President & General Manager Bob Murray
 Senior Vice President of Hockey Operations David McNab

COACHING STAFF:

Head Coach Randy Carlyle
 Assistant Coaches Dave Farrish, Newell Brown
 Goaltending Consultant Pete Peeters

COMMUNICATIONS STAFF:

Director of Media & Communications Alex Gilchrist
 Media & Communications Managers Steve Hoem, Lauren O'Gorman

KEY STATS:

17th NHL season (began play in 1993)
 Arena: Honda Center (capacity 17,174)
 Stanley Cups: 1 (2007)
 2008-09 Regular Season: 42-33-7 (91 points, 2nd in Pacific/8th in West)
 2009 Playoffs: Lost in CSF to Detroit in seven games

LAST BOSTON-ANAHEIM TRADE:

March 4, 2009: Boston acquired Steve Montador from Anaheim for Petteri Nokelainen.

2009-2010 SERIES SCHEDULE:

At Boston:

Thursday, October 8

At Anaheim:

Wednesday, January 13

LIFETIME RECORD vs. ANAHEIM:

At Home:

GP	W	L	T	OTL	GF	GA	PTS
10	6	4	0	0	33	27	12

On the Road:

GP	W	L	T	OTL	GF	GA	PTS
10	5	3	2	0	25	20	12

Overall:

GP	W	L	T	OTL	GF	GA	PTS
20	11	7	2	0	58	47	24

ENTERING 2009-2010:

Current Streak, Home 2-0-0-0
 Current Streak, Road 0-1-0-0
 Current Streak, Overall 1-0-0-0

Lifetime Shutouts For 2 (1 Home; 1 Road)
 Lifetime Shutouts Against 2 (1 Home; 1 Road)

Lifetime Overtime Record, Home 1-0-0
 Lifetime Overtime Record, Road 2-1-2
 Lifetime Overtime Record, Overall 3-1-2

Lifetime Shootout Record, Home 0-0
 Lifetime Shootout Record, Road 0-0
 Lifetime Shootout Record, Overall 0-0

THE LAST TIME vs. ANAHEIM:

Boston Home Win February 26, 2009 (6-0)
 Boston Road Win October 19, 2003 (4-3/OT)

Anaheim Home Win October 10, 2007 (2-1)
 Anaheim Road Win October 31, 2002 (4-1)

Boston Series Sweep 2008-09 (1-0-0)
 Anaheim Series Sweep 2007-08 (1-0-0)

Boston Home Shutout February 26, 2009 (6-0, Tim Thomas)
 Boston Road Shutout October 13, 1997 (3-0, Jim Carey)
 Anaheim Home Shutout October 21, 1998 (3-0, Guy Hebert)
 Anaheim Road Shutout October 30, 1997 (3-0, Guy Hebert)

Boston Home Overtime Win January 16, 2006
 (4-3; Patrice Bergeron, 1:55)

Boston Road Overtime Win October 19, 2003
 (4-3; Sergei Samsonov, 4:08)

Anaheim Home Overtime Win February 21, 1996
 (4-3; Alex Hicks, 1:35)

Anaheim Road Overtime Win None

THE LONGEST BOSTON:

Win Streak vs. Anaheim 2-0-0-0 (2x)
 Losing Streak vs. Anaheim 0-2-0-0
 Point Streak vs. Anaheim 2-0-1-0 (2x)

Home Win Streak vs. Anaheim 2-0-0-0 (2x)
 Home Losing Streak vs. Anaheim 0-2-0-0
 Home Point Streak vs. Anaheim 2-0-0-0 (2x)

Road Win Streak vs. Anaheim 2-0-0-0 (2x)
 Road Losing Streak vs. Anaheim 0-1-0-0 (3x)
 Road Point Streak vs. Anaheim 3-0-1-0



ATLANTA THRASHERS



Centennial Tower
101 Marietta Street NW, Suite 1900
Atlanta, Georgia 30303
(404) 878-3800
www.atlantathrashers.com

HOCKEY OPERATIONS:

Executive Vice President & General Manager Don Waddell
 Associate General Manager Rick Dudley
 Vice President & Assistant General Manager Larry Simmons

COACHING STAFF:

Head Coach John Anderson
 Assistant Coaches Randy Cunneyworth, Todd Nelson, Steve Weeks

COMMUNICATIONS STAFF:

Senior Director of Public Relations Rob Koch
 Director of Media Relations Brian Potter
 Media Relations Assistant Rob Tillotson

KEY STATS:

11th NHL season (began play in 1999)
 Arena: Philips Arena (capacity 18,545)
 Stanley Cups: 0
 2008-09 Regular Season: 35-41-6 (76 points, 4th in Southeast/13th in East)
 2009 Playoffs: Did Not Qualify

LAST BOSTON-ATLANTA TRADE:

June 25, 1999: Boston acquired Peter Ferraro from Atlanta for Randy Robitaille.

2009-2010 SERIES SCHEDULE:

At Boston:

Wednesday, December 23
 Wednesday, December 30

At Atlanta:

Thursday, November 19
 Tuesday, March 23

LIFETIME RECORD vs. ATLANTA:

At Home:

GP	W	L	T	OTL	GF	GA	PTS
18	10	4	2	2	64	61	24

On the Road:

GP	W	L	T	OTL	GF	GA	PTS
18	10	7	0	1	54	55	21

Overall:

GP	W	L	T	OTL	GF	GA	PTS
36	20	11	2	3	118	116	45

ENTERING 2009-2010:

Current Streak, Home 4-0-0-0
 Current Streak, Road 2-0-0-0
 Current Streak, Overall 6-0-0-0

Lifetime Shutouts For 2 (0 Home; 2 Road)
 Lifetime Shutouts Against 1 (0 Home; 1 Road)

Lifetime Overtime Record, Home 3-2-2
 Lifetime Overtime Record, Road 0-1-0
 Lifetime Overtime Record, Overall 3-3-2

Lifetime Shootout Record, Home 1-1
 Lifetime Shootout Record, Road 0-0
 Lifetime Shootout Record, Overall 1-1

THE LAST TIME vs. ATLANTA:

Boston Home Win December 13, 2008 (4-2)
 Boston Road Win December 28, 2008 (2-1)

Atlanta Home Win December 29, 2007 (5-0)
 Atlanta Road Win March 31, 2007 (3-2)

Boston Series Sweep 2008-09 (4-0-0)
 Atlanta Series Sweep 2006-07 (4-0-0)

Boston Home Shutout None
 Boston Road Shutout December 28, 2002 (1-0, John Grahame)
 Atlanta Home Shutout December 29, 2007 (5-0, Kari Lehtonen)
 Atlanta Road Shutout None

Boston Home Overtime Win March 1, 2008
 (3-2; Phil Kessel, Shootout)

Boston Road Overtime Win None
 Atlanta Home Overtime Win November 19, 2003
 (5-4; Ilya Kovalchuk, 3:42)

Atlanta Road Overtime Win March 21, 2006
 (5-4; Jim Slater, Shootout)

THE LONGEST BOSTON:

Win Streak vs. Atlanta 6-0-0-0
 Losing Streak vs. Atlanta 0-5-0-1
 Point Streak vs. Atlanta 6-0-0-0

Home Win Streak vs. Atlanta 4-0-0-0
 Home Losing Streak vs. Atlanta 0-2-0-1
 Home Point Streak vs. Atlanta 4-0-1-1

Road Win Streak vs. Atlanta 3-0-0-0
 Road Losing Streak vs. Atlanta 0-3-0-0
 Road Point Streak vs. Atlanta 3-0-0-0



BUFFALO SABRES



HSBC Arena
One Seymour H. Knox III Plaza
Buffalo, New York 14203
(716) 855-4100
www.buffalosabres.com

HOCKEY OPERATIONS:

General Manager.....Darcy Regier

COACHING STAFF:

Head Coach.....Lindy Ruff
 Associate Coach.....Brian McCutcheon
 Assistant Coach.....James Patrick
 Goaltending Coach.....Jim Corsi

COMMUNICATIONS STAFF:

Director of Public Relations.....Mike Gilbert
 Manager of Publications & Hockey Information.....Kevin Snow
 Coordinator of Media Relations.....Chris Bandura

KEY STATS:

40th NHL season (began play in 1970)
 Arena: HSBC Arena (capacity 18,690)
 Stanley Cups: 0
 2008-09 Regular Season: 41-32-9 (91 points, 3rd in Northeast/10th in East)
 2009 Playoffs: Did Not Qualify

LAST BOSTON-BUFFALO TRADE:

None

2009-2010 SERIES SCHEDULE:

At Boston:

Saturday, November 7
 Monday, March 29
 Thursday, April 8

At Buffalo:

Friday, November 20
 Friday, January 29
 Tuesday, February 9

LIFETIME RECORD vs. BUFFALO:

At Home:

GP	W	L	T	OTL	GF	GA	PTS
122	67	40	14	1	442	361	149

On the Road:

GP	W	L	T	OTL	GF	GA	PTS
123	43	61	15	4	354	442	105

Overall:

GP	W	L	T	OTL	GF	GA	PTS
245	110	101	29	5	796	803	254

ENTERING 2009-2010:

Current Streak, Home0-1-0-0
 Current Streak, Road0-2-0-2
 Current Streak, Overall0-3-0-0

Lifetime Shutouts For.....13 (8 Home; 5 Road)
 Lifetime Shutouts Against.....9 (6 Home; 3 Road)

Lifetime Overtime Record, Home5-3-1-1
 Lifetime Overtime Record, Road6-5-8
 Lifetime Overtime Record, Overall11-8-19

Lifetime Shootout Record, Home1-1
 Lifetime Shootout Record, Road2-1
 Lifetime Shootout Record, Overall3-2

THE LAST TIME vs. BUFFALO:

Boston Home Win.....November 19, 2008 (7-4)
 Boston Road Win.....February 8, 2008 (3-2/SO)

Buffalo Home WinApril 11, 2009 (6-1)
 Buffalo Road WinJanuary 3, 2009 (4-2)

Boston Series Sweep.....None
 Buffalo Series Sweep1996-97 (5-0-0)

Boston Home Shutout.....January 29, 2000 (1-0, Byron Dafeo)
 Boston Road Shutout.....January 15, 2004 (1-0, Felix Potvin)
 Buffalo Home ShutoutApril 1, 1994 (5-0, Grant Fuhr)
 Buffalo Road ShutoutApril 5, 2008 (3-0, Jocelyn Thibault)

Boston Home Overtime Win.....November 1, 2007
 (4-3; Marco Sturm, 4:07)

Boston Road Overtime Win.....February 8, 2008
 (3-2; Phil Kessel, Shootout)

Buffalo Home Overtime Win.....October 21, 2008
 (3-2; Thomas Vanek, Shootout)

Buffalo Road Overtime WinNovember 2, 2006
 (5-4; Ales Kotalik, Shootout)

THE LONGEST BOSTON:

Win Streak vs. Buffalo6-0-0-0
 Losing Streak vs. Buffalo0-6-0-0
 Point Streak vs. Buffalo.....7-0-1-0

Home Win Streak vs. Buffalo10-0-0-0
 Home Losing Streak vs. Buffalo.....0-4-0-0
 Home Point Streak vs. Buffalo10-0-0-0

Road Win Streak vs. Buffalo3-0-0-0 (5x)
 Road Losing Streak vs. Buffalo.....0-6-0-0
 Road Point Streak vs. Buffalo4-0-2-0



CALGARY FLAMES



Pengrowth Saddledome
Box 1540, Station M
Calgary, Alberta T2P 3B9
(403) 777-2177
www.calgaryflames.com

HOCKEY OPERATIONS:

General Manager..... Darryl Sutter
 Vice President of Hockey Administration &
 Chief Financial Officer Michael Holditch
 Director of Player Personnel..... Duane Sutter

COACHING STAFF:

Head Coach..... Brent Sutter
 Assistant Coaches..... Rob Cookson, Ryan McGill, Dave Lowry, Jamie McLennan

COMMUNICATIONS STAFF:

Vice President of Communications..... Peter Hanlon
 Manager of Media Relations Sean Kelso
 Administrative Assistant Bernie Hargrave

KEY STATS:

38th NHL season (began play in Atlanta in 1972; moved to Calgary in 1980)
 Arena: Pengrowth Saddledome (capacity 19,289)
 Stanley Cups: 1 (1989)
 2008-09 Regular Season: 46-30-6 (98 points; 2nd in Northwest/5th in West)
 2009 Playoffs: Lost in CQF to Chicago in six games

LAST BOSTON-CALGARY TRADE:

February 10, 2007: Boston acquired Andrew Ference and Chuck Kobasew from Calgary for Brad Stuart, Wayne Primeau and 2008 fourth round draft pick (T.J. Brodie).

2009-2010 SERIES SCHEDULE:

At Boston:

Saturday, March 27

At Calgary:

Do Not Play

LIFETIME RECORD vs. CALGARY:

At Home:

GP	W	L	T	OTL	GF	GA	PTS
48	29	12	6	1	168	132	65

On the Road:

GP	W	L	T	OTL	GF	GA	PTS
46	22	20	4	0	156	166	48

Overall:

GP	W	L	T	OTL	GF	GA	PTS
94	51	32	10	1	324	298	113

ENTERING 2009-2010:

Current Streak, Home 1-0-0-0
 Current Streak, Road 0-4-1-0
 Current Streak, Overall 0-1-0-0

Lifetime Shutouts For..... 4 (1 Home; 3 Road)
 Lifetime Shutouts Against..... 3 (1 Home; 2 Road)

Lifetime Overtime Record, Home 0-1-3
 Lifetime Overtime Record, Road 1-0-3
 Lifetime Overtime Record, Overall 1-1-6

Lifetime Shootout Record, Home 0-0
 Lifetime Shootout Record, Road 0-0
 Lifetime Shootout Record, Overall 0-0

THE LAST TIME vs. CALGARY:

Boston Home Win October 19, 2006 (3-2)
 Boston Road Win October 18, 1997 (3-0)

Calgary Home Win October 30, 2008 (3-2)
 Calgary Road Win December 18, 2003 (5-0)

Boston Series Sweep 2006-07 (1-0-0)
 Calgary Series Sweep 2008-09 (1-0-0)

Boston Home Shutout..... January 23, 1977 (3-0, Gerry Cheevers)
 Boston Road Shutout..... October 18, 1997 (3-0, Byron Dafoe)
 Calgary Home Shutout..... December 17, 2005 (3-0, Miikka Kiprusoff)
 Calgary Road Shutout..... December 18, 2003 (5-0, Jamie McLennan)

Boston Home Overtime Win..... None
 Boston Road Overtime Win..... October 18, 1987
 (6-5; Bob Sweeney, 2:27)

Calgary Home Overtime Win..... None
 Calgary Road Overtime Win..... January 24, 2000
 (4-3; Marc Savard, 1:56)

THE LONGEST BOSTON:

Win Streak vs. Calgary..... 5-0-0-0
 Losing Streak vs. Calgary 0-3-0-0 (4x)
 Point Streak vs. Calgary 5-0-2-0

Home Win Streak vs. Calgary..... 5-0-0-0
 Home Losing Streak vs. Calgary 0-3-0-0
 Home Point Streak vs. Calgary 8-0-1-0

Road Win Streak vs. Calgary..... 4-0-0-0
 Road Losing Streak vs. Calgary 0-3-0-0
 Road Point Streak vs. Calgary 4-0-0-0



CAROLINA HURRICANES



RBC Center
1400 Edwards Mill Road
Raleigh, North Carolina 27607
(919) 467-7825
www.carolinahurricanes.com

HOCKEY OPERATIONS:

President & General Manager Jim Rutherford
 Vice President & Assistant General Manager Jason Karmanos
 Director of Player Personnel Ron Francis

COACHING STAFF:

Head Coach Paul Maurice
 Associate Coach Ron Francis
 Assistant Coaches Tom Rowe, Tom Barrasso, Kevin McCarthy

COMMUNICATIONS STAFF:

Director of Media Relations Mike Sundheim
 Manager of Media Relations & Broadcast Coordinator Kyle Hanlin

KEY STATS:

31st NHL season (began play in Hartford in 1979; moved to Carolina in 1997)
 Arena: RBC Center (capacity 18,680)
 Stanley Cups: 1 (2006)
 2008-09 Regular Season: 45-30-7 (97 points, 2nd in Southeast; 6th in East)
 2009 Playoffs: Lost in CF to Pittsburgh in four games

LAST BOSTON-CAROLINA TRADE:

July 24, 2009: Boston acquired Patrick Eaves and 2010 fourth round draft pick from Carolina for Aaron Ward.

2009-2010 SERIES SCHEDULE:

At Boston:

Saturday, October 3
 Saturday, April 10

At Carolina:

Sunday, January 24
 Tuesday, March 16

LIFETIME RECORD vs. CAROLINA:

At Home:

GP	W	L	T	OTL	GF	GA	PTS
86	49	29	7	1	295	230	106

On the Road:

GP	W	L	T	OTL	GF	GA	PTS
84	40	34	9	1	290	277	90

Overall:

GP	W	L	T	OTL	GF	GA	PTS
170	89	63	16	2	585	507	196

ENTERING 2009-2010:

Current Streak, Home 2-0-0-0
 Current Streak, Road 3-0-0-0
 Current Streak, Overall 5-0-0-0

Lifetime Shutouts For 8 (6 Home; 2 Road)
 Lifetime Shutouts Against 10 (7 Home; 3 Road)

Lifetime Overtime Record, Home 4-1-4
 Lifetime Overtime Record, Road 6-4-7
 Lifetime Overtime Record, Overall 10-5-11

Lifetime Shootout Record, Home 0-1
 Lifetime Shootout Record, Road 1-0
 Lifetime Shootout Record, Overall 1-1

THE LAST TIME vs. CAROLINA:

Boston Home Win January 10, 2009 (5-1)
 Boston Road Win February 17, 2009 (5-1)

Carolina Home Win December 28, 2007 (4-3)
 Carolina Road Win February 12, 2008 (3-2)

Boston Series Sweep 2008-09 (4-0-0)
 Carolina Series Sweep None

Boston Home Shutout January 31, 1999 (0-0, Byron Dafoe)
 Boston Road Shutout February 14, 1996 (3-0, Bill Ranford)
 Carolina Home Shutout April 13, 1996 (2-0, Sean Burke)
 Carolina Road Shutout January 8, 2008 (1-0, Cam Ward)

Boston Home Overtime Win January 2, 1993
 (3-2; Grigori Panteleev, 2:36)

Boston Road Overtime Win February 19, 2008
 (3-2; Phil Kessel, Shootout)

Carolina Home Overtime Win October 26, 2005
 (4-3; Matt Cullen, 3:24)

Carolina Road Overtime Win February 5, 2006
 (4-3; Doug Weight, Shootout)

THE LONGEST BOSTON:

Win Streak vs. Carolina 7-0-0-0
 Losing Streak vs. Carolina 0-4-0-0
 Point Streak vs. Carolina 10-0-2-0

Home Win Streak vs. Carolina 11-0-0-0
 Home Losing Streak vs. Carolina 0-4-0-0
 Home Point Streak vs. Carolina 12-0-1-0

Road Win Streak vs. Carolina 4-0-0-0
 Road Losing Streak vs. Carolina 0-4-0-0
 Road Point Streak vs. Carolina 4-0-2-0 (2x)



CHICAGO BLACKHAWKS



United Center
1901 W. Madison Street
Chicago, Illinois 60612
(312) 455-7000
www.chicagoblackhawks.com

HOCKEY OPERATIONS:

General Manager.....Stan Bowman
 Assistant General Manager.....Kevin Cheveldayoff
 Director of Player Personnel.....Marc Bergevin
 Senior Advisors, Hockey Operations.....Scotty Bowman, Dale Tallon

COACHING STAFF:

Head Coach.....Joel Quenneville
 Assistant Coaches.....John Torchetti, Mike Haviland
 Goaltending Coach.....Stephane Waite

COMMUNICATIONS STAFF:

Director of Media Relations.....Brandon Faber
 Manager of Media Relations.....Adam Rogowin
 Coordinator of Media Relations.....Paul Kennedy

KEY STATS:

84th NHL season (began play in 1926)
 Arena: United Center (capacity 20,500)
 Stanley Cups: 3 (1934, 1938, 1961)
 2008-09 Regular Season: 46-24-12 (104 points, 2nd in Central/4th in West)
 2009 Playoffs: Lost in CF to Detroit in five games

LAST BOSTON-CHICAGO TRADE:

July 24, 2008: Boston acquired Martin St. Pierre from Chicago for Pascal Pelletier.

2009-2010 SERIES SCHEDULE:

At Boston:

Thursday, January 7

At Chicago:

Friday, December 18

LIFETIME RECORD vs. CHICAGO:

At Home:

GP	W	L	T	OTL	GF	GA	PTS
286	163	89	34	0	1,031	812	360

On the Road:

GP	W	L	T	OTL	GF	GA	PTS
288	96	145	45	2	773	930	239

Overall:

GP	W	L	T	OTL	GF	GA	PTS
574	259	234	79	2	1,805	1,742	599

ENTERING 2009-2010:

Current Streak, Home2-0-0-0
 Current Streak, Road2-0-0-1
 Current Streak, Overall4-0-0-1

Lifetime Shutouts For.....47 (22 Home; 25 Road)
 Lifetime Shutouts Against.....41 (11 Home; 30 Road)

Lifetime Overtime Record, Home1-1-8
 Lifetime Overtime Record, Road2-4-12
 Lifetime Overtime Record, Overall3-5-20

Lifetime Shootout Record, Home0-0
 Lifetime Shootout Record, Road1-0
 Lifetime Shootout Record, Overall1-0

THE LAST TIME vs. CHICAGO:

Boston Home Win.....March 7, 2009 (5-3)
 Boston Road Win.....November 12, 2008 (2-1/SO)

Chicago Home Win.....February 14, 2004 (2-1/OT)
 Chicago Road Win.....January 30, 2003 (3-1)

Boston Series Sweep.....2008-09 (2-0-0)
 Chicago Series Sweep.....2003-04 (1-0-0-0)

Boston Home Shutout.....March 23, 1978 (7-0, Ron Grahame)
 Boston Road Shutout.....February 27, 1994 (4-0, Jon Casey)
 Chicago Home Shutout.....March 15, 1998 (1-0, Jeff Hackett)
 Chicago Road Shutout.....January 17, 1970 (1-0, Tony Esposito)

Boston Home Overtime Win.....March 15, 1927
 (2-1; Sprague Cleghorn, 18:00)

Boston Road Overtime Win.....November 12, 2008
 (2-1; P.J. Axelsson/Shootout)

Chicago Home Overtime Win.....February 14, 2004
 (2-1; Tuomo Ruutu, 4:00)

Chicago Road Overtime Win.....November 24, 1930
 (4-3; Ty Arbour, 6:51)

THE LONGEST BOSTON:

Win Streak vs. Chicago.....13-0-0-0
 Losing Streak vs. Chicago0-7-0-0 (2x)
 Point Streak vs. Chicago14-0-1-0

Home Win Streak vs. Chicago.....13-0-0-0
 Home Losing Streak vs. Chicago0-5-0-0
 Home Point Streak vs. Chicago.....13-0-2-0

Road Win Streak vs. Chicago.....6-0-0-0 (2x)
 Road Losing Streak vs. Chicago0-9-0-0
 Road Point Streak vs. Chicago.....5-0-3-0



COLORADO AVALANCHE



Pepsi Center
1000 Chopper Circle
Denver, Colorado 80204
(303) 405-1100
www.coloradoavalanche.com

HOCKEY OPERATIONS:

General Manager..... Greg Sherman
 Vice President of Hockey Operations &
 Assistant General Manager..... Craig Billington
 Director of Player Personnel..... Brad Smith

COACHING STAFF:

Head Coach..... Joe Sacco
 Assistant Coaches..... Steve Konowalchuk, Sylvain Lefebvre

COMMUNICATIONS STAFF:

Senior Vice President of Communications &
 Business Operations..... Jean Martineau
 Director of Media Services & Internet..... Brendan McNicholas
 Manager of Media Relations & Website..... Craig Stancher

KEY STATS:

31st NHL season (began play in Quebec in 1979; moved to Colorado in 1995)
 Arena: Pepsi Center (capacity 18,007)
 Stanley Cups: 2 (1996, 2001)
 2008-09 Regular Season: 32-45-5 (69 points, 5th in Northwest/15th in West)
 2009 Playoffs: Did Not Qualify

LAST BOSTON-COLORADO TRADE:

June 24, 2008: Boston acquired Johnny Boychuk from Colorado for Matt Hendricks.

2009-2010 SERIES SCHEDULE:

At Boston:

Monday, October 12

At Colorado:

Do Not Play

LIFETIME RECORD vs. COLORADO:

At Home:

GP	W	L	T	OTL	GF	GA	PTS
63	31	22	9	1	240	194	72

On the Road:

GP	W	L	T	OTL	GF	GA	PTS
68	37	25	6	0	277	242	80

Overall:

GP	W	L	T	OTL	GF	GA	PTS
131	68	47	15	1	517	436	152

ENTERING 2009-2010:

Current Streak, Home 0-3-1-1
 Current Streak, Road 1-0-0-0
 Current Streak, Overall 1-0-0-0

Lifetime Shutouts For..... 4 (3 Home; 1 Road)
 Lifetime Shutouts Against..... 5 (4 Home; 1 Road)

Lifetime Overtime Record, Home 0-4-8
 Lifetime Overtime Record, Road 2-2-6
 Lifetime Overtime Record, Overall 2-6-14

Lifetime Shootout Record, Home 0-0
 Lifetime Shootout Record, Road 0-0
 Lifetime Shootout Record, Overall 0-0

THE LAST TIME vs. COLORADO:

Boston Home Win March 30, 1998 (4-1)
 Boston Road Win October 9, 2008 (5-4)

Colorado Home Win December 7, 2005 (4-1)
 Colorado Road Win March 7, 2007 (2-0)

Boston Series Sweep 2008-09 (1-0-0)
 Colorado Series Sweep 2006-07 (1-0-0)

Boston Home Shutout..... November 15, 1990 (6-0, Reggie Lemelin)
 Boston Road Shutout..... October 14, 1998 (3-0, Byron Dafoe)
 Colorado Home Shutout..... November 30, 1985 (2-0, Clint Malarchuk)
 Colorado Road Shutout..... March 7, 2007 (2-0, Peter Budaj)

Boston Home Overtime Win..... None
 Boston Road Overtime Win..... March 31, 1992
 (5-4; Brent Hughes, 4:24)

Colorado Home Overtime Win..... February 18, 1997
 (3-2; Claude Lemieux, 4:56)

Colorado Road Overtime Win..... February 4, 2003
 (3-2; Greg deVries, 4:17)

THE LONGEST BOSTON:

Win Streak vs. Colorado 8-0-0-0
 Losing Streak vs. Colorado 0-6-0-0
 Point Streak vs. Colorado 9-0-1-0

Home Win Streak vs. Colorado..... 7-0-0-0
 Home Losing Streak vs. Colorado 0-4-0-0
 Home Point Streak vs. Colorado..... 15-0-5-0

Road Win Streak vs. Colorado..... 4-0-0-0 (3x)
 Road Losing Streak vs. Colorado 0-5-0-0
 Road Point Streak vs. Colorado..... 8-0-1-0



COLUMBUS BLUE JACKETS



Nationwide Arena
200 W. Nationwide Boulevard
Columbus, Ohio 43215
(614) 246-4625
www.BlueJackets.com

HOCKEY OPERATIONS:

General Manager..... Scott Howson
 Assistant General Manager..... Chris MacFarland
 Director of Hockey Operations & Player Personnel..... Don Boyd

COACHING STAFF:

Head Coach..... Ken Hitchcock
 Assistant Coaches..... Gary Agnew, Gord Murphy, Claude Noel
 Goaltending Coach..... Dave Rook

COMMUNICATIONS STAFF:

Vice President of Public Relations..... Todd Sharrock
 Director of Communications..... Karen Davis
 Manager of Communications..... Ryan Holtmann

KEY STATS:

10th NHL season (began play in 2000)
 Arena: Nationwide Arena (capacity 18,144)
 Stanley Cups: 0
 2008-09 Regular Season: 41-31-10 (92 points, 4th in Central/7th in West)
 2009 Playoffs: Lost in CQF to Detroit in four games

LAST BOSTON-COLUMBUS TRADE:

June 21, 2008: Boston acquired 2008 fourth round draft pick (Jamie Arniel) from Columbus for 2008 fourth (Steven Delisle) and fifth (Brent Regner) round draft picks.

2009-2010 SERIES SCHEDULE:

At Boston:

Thursday, January 21

At Columbus:

Do Not Play

LIFETIME RECORD vs. COLUMBUS:

At Home:

GP	W	L	T	OTL	GF	GA	PTS
3	2	1	0	0	10	7	4

On the Road:

GP	W	L	T	OTL	GF	GA	PTS
5	2	1	0	2	18	10	6

Overall:

GP	W	L	T	OTL	GF	GA	PTS
8	4	2	0	2	28	17	10

ENTERING 2009-2010:

Current Streak, Home 2-0-0-0
 Current Streak, Road 0-1-0-1
 Current Streak, Overall 0-1-0-0

Lifetime Shutouts For..... 3 (1 Home; 2 Road)
 Lifetime Shutouts Against..... 1 (0 Home; 1 Road)

Lifetime Overtime Record, Home 0-0-0
 Lifetime Overtime Record, Road 0-2-0
 Lifetime Overtime Record, Overall 0-2-0

Lifetime Shootout Record, Home 0-0
 Lifetime Shootout Record, Road 0-0
 Lifetime Shootout Record, Overall 0-0

THE LAST TIME vs. COLUMBUS:

Boston Home Win December 15, 2007 (2-0)
 Boston Road Win November 14, 2003 (4-0)

Columbus Home Win March 10, 2009 (2-0)
 Columbus Road Win November 10, 2001 (5-1)

Boston Series Sweep 2007-08 (1-0-0)
 Columbus Series Sweep 2008-09 (1-0-0)

Boston Home Shutout..... December 15, 2007 (2-0, Alex Auld)
 Boston Road Shutout..... November 14, 2003 (4-0, Felix Potvin)
 Columbus Home Shutout..... March 10, 2009 (2-0, Steve Mason)
 Columbus Road Shutout..... None

Boston Home Overtime Win..... None
 Boston Road Overtime Win..... None
 Columbus Home Overtime Win..... December 26, 2006
 (5-4; David Vyborny, 3:06)
 Columbus Road Overtime Win..... None

THE LONGEST BOSTON:

Win Streak vs. Columbus..... 3-0-0-0
 Losing Streak vs. Columbus 0-1-0-1
 Point Streak vs. Columbus 4-0-0-1

Home Win Streak vs. Columbus..... 2-0-0-0
 Home Losing Streak vs. Columbus 0-1-0-0
 Home Point Streak vs. Columbus..... 4-0-0-1

Road Win Streak vs. Columbus..... 2-0-0-0
 Road Losing Streak vs. Columbus 0-1-0-1
 Road Point Streak vs. Columbus..... 2-0-0-2



DALLAS STARS



Dr. Pepper StarCenter
2601 Avenue of the Stars
Frisco, Texas 75034
(214) 387-5500
www.dallasstars.com

HOCKEY OPERATIONS:

General Manager.....Joe Nieuwendyk
 Assistant General Manager.....Frank Provenzano
 Director of Scouting & Player Development.....Les Jackson
 Director of Player Personnel.....Dave Taylor

COACHING STAFF:

Head Coach.....Marc Crawford
 Assistant Coaches.....Charlie Huddy, Stu Barnes
 Goaltending Consultant.....Andy Moog

COMMUNICATIONS STAFF:

Assistant Vice President of Communications.....Rob Scichili
 Director of Media Relations.....Jason Rademan
 Manager of Communications & Publications.....Erin Chandlerlin

KEY STATS:

43rd NHL season (began play in Minnesota in 1967; moved to Dallas in 1993)
 Arena: American Airlines Center (capacity 18,532)
 Stanley Cups: 1 (1999)
 2008-09 Regular Season: 36-35-11 (83 points, 3rd in Pacific/12th in West)
 2009 Playoffs: Did Not Qualify

LAST BOSTON-DALLAS TRADE:

January 12, 2002: Boston acquired Benoit Hogue from Dallas for future considerations.

2009-2010 SERIES SCHEDULE:

At Boston:
 Do Not Play

At Dallas:
 Friday, October 16

LIFETIME RECORD vs. DALLAS:

At Home:

GP	W	L	T	OTL	GF	GA	PTS
62	42	9	10	1	264	149	95

On the Road:

GP	W	L	T	OTL	GF	GA	PTS
62	30	18	13	1	221	179	74

Overall:

GP	W	L	T	OTL	GF	GA	PTS
124	72	27	23	2	485	328	169

ENTERING 2009-2010:

Current Streak, Home2-0-1-1
 Current Streak, Road0-1-0-0
 Current Streak, Overall1-0-0-0

Lifetime Shutouts For.....14 (7 Home; 7 Road)
 Lifetime Shutouts Against.....4 (2 Home; 2 Road)

Lifetime Overtime Record, Home0-1-3
 Lifetime Overtime Record, Road0-1-5
 Lifetime Overtime Record, Overall0-2-8

Lifetime Shootout Record, Home0-1
 Lifetime Shootout Record, Road0-0
 Lifetime Shootout Record, Overall0-1

THE LAST TIME vs. DALLAS:

Boston Home Win.....November 1, 2008 (5-1)
 Boston Road Win.....October 15, 2003 (2-0)

Dallas Home Win.....October 5, 2008 (4-1)
 Dallas Road Win.....January 14, 2006 (2-1/SO)

Boston Series Sweep.....2008-09 (1-0-0)
 Dallas Series Sweep.....2007-08 (1-0-0)

Boston Home Shutout.....January 21, 1980 (3-0, Gerry Cheevers)
 Boston Road Shutout.....October 15, 2003 (2-0, Andrew Raycroft)
 Dallas Home Shutout.....October 26, 1991 (4-0, Jon Casey)
 Dallas Road Shutout.....January 6, 2001 (4-0, Marty Turco)

Boston Home Overtime Win.....None
 Boston Road Overtime Win.....None
 Dallas Home Overtime Win.....February 23, 2001
 (5-4; Joe Nieuwendyk, 1:00)
 Dallas Road Overtime Win.....January 14, 2006
 (2-1; Jussi Jokinen, Shootout)

THE LONGEST BOSTON:

Win Streak vs. Dallas.....12-0-0-0
 Losing Streak vs. Dallas.....0-3-0-0 (2x)
 Point Streak vs. Dallas.....13-0-3-0

Home Win Streak vs. Dallas7-0-0-0
 Home Losing Streak vs. Dallas0-3-0-0
 Home Point Streak vs. Dallas28-0-7-0

Road Win Streak vs. Dallas10-0-0-0
 Road Losing Streak vs. Dallas0-3-0-0 (2x)
 Road Point Streak vs. Dallas10-0-1-0



DETROIT RED WINGS



Joe Louis Arena
19 Steve Yzerman Drive
Detroit, Michigan 48226
(313) 394-7000
www.detroitredwings.com

HOCKEY OPERATIONS:

Executive Vice President & General Manager Ken Holland
 Vice President, Hockey Steve Yzerman
 Vice President & Assistant General Manager Jim Nill

COACHING STAFF:

Head Coach Mike Babcock
 Assistant Coaches Paul MacLean, Brad McCrimmon
 Goaltending Coach Jim Bedard

COMMUNICATIONS STAFF:

Senior Director of Communications John Hahn
 Media Relations Manager Todd Beam
 Public Relations Coordinator Lisa Hickok

KEY STATS:

84th NHL season (began play in 1926)
 Arena: Joe Louis Arena (capacity 20,066)
 Stanley Cups: 11 (1936, 1937, 1943, 1950, 1952, 1954, 1955, 1997, 1998, 2002, 2008)
 2008-09 Regular Season: 51-21-10 (112 points, 1st in Central/2nd in West)
 2009 Playoffs: Lost in F to Pittsburgh in seven games

LAST BOSTON-DETROIT TRADE:

January 17, 1994: Boston acquired Vincent Riendeau from Detroit for 1995 fifth round draft pick (Chad Wilchynski).

2009-2010 SERIES SCHEDULE:

At Boston:

Do Not Play

At Detroit:

Tuesday, November 3

LIFETIME RECORD vs. DETROIT:

At Home:

GP	W	L	T	OTL	GF	GA	PTS
289	155	90	43	1	1,012	765	354

On the Road:

GP	W	L	T	OTL	GF	GA	PTS
286	80	153	52	1	726	955	213

Overall:

GP	W	L	T	OTL	GF	GA	PTS
575	235	243	95	2	1,738	1,720	567

ENTERING 2009-2010:

Current Streak, Home 1-0-0-0
 Current Streak, Road 3-0-0-1
 Current Streak, Overall 1-0-0-0

Lifetime Shutouts For 46 (30 Home; 16 Road)
 Lifetime Shutouts Against 49 (13 Home; 36 Road)

Lifetime Overtime Record, Home 3-5-6
 Lifetime Overtime Record, Road 5-4-13
 Lifetime Overtime Record, Overall 8-9-19

Lifetime Shootout Record, Home 0-0
 Lifetime Shootout Record, Road 0-0
 Lifetime Shootout Record, Overall 0-0

THE LAST TIME vs. DETROIT:

Boston Home Win November 29, 2008 (4-1)
 Boston Road Win March 11, 2007 (6-3)

Detroit Home Win November 7, 2002 (2-1/OT)
 Detroit Road Win February 2, 2008 (3-1)

Boston Series Sweep 2008-09 (1-0-0)
 Detroit Series Sweep 2007-08 (1-0-0)

Boston Home Shutout November 7, 1982 (7-0, Pete Peeters)
 Boston Road Shutout January 7, 2004 (3-0, Andrew Raycroft)
 Detroit Home Shutout March 8, 1988 (2-0, Glen Hanlon)
 Detroit Road Shutout December 28, 1965 (1-0, Roger Crozier)

Boston Home Overtime Win January 10, 2004
 (2-1; Joe Thornton, 2:30)

Boston Road Overtime Win December 4, 1990
 (5-4; Randy Burridge, 1:03)

Detroit Home Overtime Win November 7, 2002
 (2-1; Sergei Fedorov, 2:08)

Detroit Road Overtime Win December 23, 2000
 (2-1; Mathieu Dandenault, 1:30)

THE LONGEST BOSTON:

Win Streak vs. Detroit 9-0-0-0
 Losing Streak vs. Detroit 0-15-0-0
 Point Streak vs. Detroit 13-0-2-0

Home Win Streak vs. Detroit 17-0-0-0
 Home Losing Streak vs. Detroit 0-7-0-0 (2x)
 Home Point Streak vs. Detroit 18-0-4-0

Road Win Streak vs. Detroit 6-0-0-0
 Road Losing Streak vs. Detroit 0-10-0-0
 Road Point Streak vs. Detroit 7-0-4-0



EDMONTON OILERS



Rexall Place
11230 - 110 Street
Edmonton, Alberta T5G 3H7
(780) 414-4000
www.edmontonoilers.com

HOCKEY OPERATIONS:

President, Hockey Operations Kevin Lowe
 General Manager Steve Tambellini
 Assistant General Managers:
 & Vice President of Hockey Operations Kevin Prendergast
 & Director of Hockey Operations & Legal Affairs Ricky Olczyk

COACHING STAFF:

Head Coach Pat Quinn
 Associate Coach Tom Renney
 Assistant Coaches Kelly Buchberger, Wayne Fleming
 Goaltending Coach Frederic Chabot

COMMUNICATIONS STAFF:

Vice President of Communications & Broadcasting Allan Watt
 Director of Communications & Media Relations J.J. Hebert
 Manager of Communications & Team Services Patrick Garland
 Coordinator of Communications & Media Relations Rob Thomas

KEY STATS:

31st NHL season (began play in 1979)
 Arena: Rexall Place (capacity 16,839)
 Stanley Cups: 5 (1984, 1985, 1987, 1988, 1990)
 2008-09 Regular Season: 38-35-9 (85 points, 4th in Northwest/11th in West)
 2009 Playoffs: Did Not Qualify

LAST BOSTON-EDMONTON TRADE:

March 9, 2006: Boston acquired Marty Reasoner, Yan Stastny and 2006 second round draft pick (Milan Lucic) from Edmonton for Sergei Samsonov.

2009-2010 SERIES SCHEDULE:

At Boston:
 Saturday, October 31

At Edmonton:
 Do Not Play

LIFETIME RECORD vs. EDMONTON:

At Home:

GP	W	L	T	OTL	GF	GA	PTS
31	22	6	3	0	129	80	47

On the Road:

GP	W	L	T	OTL	GF	GA	PTS
31	17	11	3	0	103	102	37

Overall:

GP	W	L	T	OTL	GF	GA	PTS
62	39	17	6	0	232	182	84

ENTERING 2009-2010:

Current Streak, Home 5-0-1-0
 Current Streak, Road 3-0-0-0
 Current Streak, Overall 7-0-0-0

Lifetime Shutouts For 5 (2 Home; 3 Road)
 Lifetime Shutouts Against 2 (1 Home; 1 Road)

Lifetime Overtime Record, Home 3-1-3
 Lifetime Overtime Record, Road 3-0-3
 Lifetime Overtime Record, Overall 6-1-6

Lifetime Shootout Record, Home 0-0
 Lifetime Shootout Record, Road 0-0
 Lifetime Shootout Record, Overall 0-0

THE LAST TIME vs. EDMONTON:

Boston Home Win February 13, 2007 (3-0)
 Boston Road Win October 27, 2008 (1-0/OT)

Edmonton Home Win October 17, 2000 (6-1)
 Edmonton Road Win November 7, 1996 (6-0)

Boston Series Sweep 2008-09 (1-0-0)
 Edmonton Series Sweep 2000-01 (1-0-0-0)

Boston Home Shutout February 13, 2007 (3-0, Tim Thomas)
 Boston Road Shutout October 27, 2008 (1-0/OT, Tim Thomas)
 Edmonton Home Shutout December 30, 1983 (2-0, Grant Fuhr)
 Edmonton Road Shutout November 7, 1996 (6-0, Curtis Joseph)

Boston Home Overtime Win October 27, 2008
 (1-0; Dennis Wideman, 3:18)

Boston Road Overtime Win December 3, 2005
 (5-4; David Tanabe, 4:30)

Edmonton Home Overtime Win None
 Edmonton Road Overtime Win February 27, 1996
 (4-3; Mariusz Czerkawski, 4:40)

THE LONGEST BOSTON:

Win Streak vs. Edmonton 6-0-0-0
 Losing Streak vs. Edmonton 0-3-0-0 (2x)
 Point Streak vs. Edmonton 6-0-2-0 (2x)

Home Win Streak vs. Edmonton 6-0-0-0
 Home Losing Streak vs. Edmonton 0-2-0-0 (2x)
 Home Point Streak vs. Edmonton 8-0-1-1

Road Win Streak vs. Edmonton 4-0-0-0
 Road Losing Streak vs. Edmonton 0-4-0-0
 Road Point Streak vs. Edmonton 4-0-0-0 (4x)



FLORIDA PANTHERS



BankAtlantic Center
One Panther Parkway
Sunrise, Florida 33323
(954) 835-7000
www.floridapanthers.com

HOCKEY OPERATIONS:

General Manager..... TBA
 Assistant General Manager..... Randy Sexton
 Director of Player Personnel & Pro Scout..... Jack Birch

COACHING STAFF:

Head Coach..... Peter DeBoer
 Assistant Coaches..... Mike Kitchen, Jim Hulton
 Goaltending Consultant..... Rob Tallas

COMMUNICATIONS STAFF:

Director of Communications..... Justin Copertino
 Director of Public Relations..... Matt Sacco
 Director of Internet & Publication Content..... Dave Joseph

KEY STATS:

17th NHL season (began play in 1993)
 Arena: BankAtlantic Center (capacity 19,250)
 Stanley Cups: 0
 2008-09 Regular Season: 41-30-11 (93 points, 3rd in Southeast/9th in East)
 2009 Playoffs: Did Not Qualify

LAST BOSTON-FLORIDA TRADE:

October 5, 2003: Boston traded Steve Shields to Florida for cash.

2009-2010 SERIES SCHEDULE:

At Boston:

Thursday, November 12
 Thursday, April 1

At Florida:

Sunday, December 27
 Saturday, February 13

LIFETIME RECORD vs. FLORIDA:

At Home:

GP	W	L	T	OTL	GF	GA	PTS
30	11	13	4	2	81	81	28

On the Road:

GP	W	L	T	OTL	GF	GA	PTS
29	14	11	2	1	85	89	31

Overall:

GP	W	L	T	OTL	GF	GA	PTS
59	25	25	6	3	166	170	59

ENTERING 2009-2010:

Current Streak, Home 2-0-0-1
 Current Streak, Road 0-1-0-0
 Current Streak, Overall 1-0-0-0

Lifetime Shutouts For..... 3 (1 Home; 2 Road)
 Lifetime Shutouts Against..... 7 (3 Home; 4 Road)

Lifetime Overtime Record, Home 0-3-4
 Lifetime Overtime Record, Road 2-1-2
 Lifetime Overtime Record, Overall 2-4-6

Lifetime Shootout Record, Home 0-1
 Lifetime Shootout Record, Road 1-0
 Lifetime Shootout Record, Overall 1-1

THE LAST TIME vs. FLORIDA:

Boston Home Win February 24, 2009 (6-1)
 Boston Road Win December 6, 2008 (4-0)

Florida Home Win February 21, 2009 (2-0)
 Florida Road Win March 4, 2008 (1-0/OT)

Boston Series Sweep 2001-02 (4-0-0-0)
 Florida Series Sweep 2006-07 (4-0-0)

Boston Home Shutout..... March 9, 1999 (2-0, Byron Dafeo)
 Boston Road Shutout..... December 6, 2008 (4-0, Manny Fernandez)
 Florida Home Shutout February 21, 2009 (2-0, Tomas Vokoun)
 Florida Road Shutout March 4, 2008 (1-0/OT, Craig Anderson)

Boston Home Overtime Win..... None
 Boston Road Overtime Win..... February 21, 2008
 (5-4; Marco Sturm, Shootout)

Florida Home Overtime Win January 22, 2000
 (4-3; Pavel Bure, 1:31)

Florida Road Overtime Win March 4, 2008
 (1-0; Nathan Horton, 0:22)

THE LONGEST BOSTON:

Win Streak vs. Florida 4-0-0-0
 Losing Streak vs. Florida 0-5-0-1
 Point Streak vs. Florida..... 4-0-1-0 (2x)

Home Win Streak vs. Florida..... 2-0-0-0 (2x)
 Home Losing Streak vs. Florida..... 0-3-0-2
 Home Point Streak vs. Florida..... 3-0-1-0

Road Win Streak vs. Florida..... 3-0-0-0
 Road Losing Streak vs. Florida..... 0-3-0-1
 Road Point Streak vs. Florida..... 2-0-2-0 (2x)



LOS ANGELES KINGS



Toyota Sports Center
555 North Nash Street
El Segundo, California 90245
(310) 535-4500
www.lakings.com

HOCKEY OPERATIONS:

President & General Manager Dean Lombardi
 Vice President & Assistant General Manager Ron Hextall
 Vice President, Hockey Operations & Legal Affairs Jeff Solomon
 Special Assistant to the General Manager Jack Ferreira

COACHING STAFF:

Head Coach Terry Murray
 Assistant Coaches Jamie Kompon, Mark Hardy
 Goaltending Coach Bill Ranford

COMMUNICATIONS STAFF:

Vice President of Communications & Broadcasting Michael Altieri
 Senior Director of Communications Jeff Moeller
 Manager of Communications Mike Kalinowski
 Supervisor of Communications & Broadcasting Jeremy Zager

KEY STATS:

43rd NHL season (began play in 1967)
 Arena: STAPLES Center (capacity 18,118)
 Stanley Cups: 0
 2008-09 Regular Season: 34-37-11 (79 points, 5th in Pacific/14th in West)
 2009 Playoffs: Did Not Qualify

LAST BOSTON-LOS ANGELES TRADE:

June 20, 2003: Boston acquired 2003 fourth (Patrik Valcák) and 2004 second (Martins Karsums) round draft picks from Los Angeles for Jozef Stumpel and 2003 seventh round draft pick (Miroslav Hanuljak).

2009-2010 SERIES SCHEDULE:

At Boston:
 Saturday, January 30

At Los Angeles:
 Saturday, January 16

LIFETIME RECORD vs. LOS ANGELES:

At Home:

GP	W	L	T	OTL	GF	GA	PTS
63	44	12	6	1	289	178	95

On the Road:

GP	W	L	T	OTL	GF	GA	PTS
62	34	21	7	0	232	216	75

Overall:

GP	W	L	T	OTL	GF	GA	PTS
125	78	33	13	1	521	394	170

ENTERING 2009-2010:

Current Streak, Home 0-1-0-1
 Current Streak, Road 3-0-0-0
 Current Streak, Overall 1-0-0-1

Lifetime Shutouts For 8 (7 Home; 1 Road)
 Lifetime Shutouts Against 8 (2 Home; 6 Road)

Lifetime Overtime Record, Home 3-2-4
 Lifetime Overtime Record, Road 3-2-4
 Lifetime Overtime Record, Overall 6-4-8

Lifetime Shootout Record, Home 0-0
 Lifetime Shootout Record, Road 0-0
 Lifetime Shootout Record, Overall 0-0

THE LAST TIME vs. LOS ANGELES:

Boston Home Win January 10, 2002 (5-0)
 Boston Road Win October 12, 2007 (8-6)

Los Angeles Home Win October 13, 2000 (5-0)
 Los Angeles Road Win March 19, 2009 (3-2/OT)

Boston Series Sweep 2007-08 (1-0-0)
 Los Angeles Series Sweep 2008-09 (1-0-0)

Boston Home Shutout January 10, 2002 (5-0, Byron Dafoe & John Grahame)
 Boston Road Shutout January 3, 1976 (3-0, Dave Reece)
 Los Angeles Home Shutout October 13, 2000 (5-0, Steve Passmore)
 Los Angeles Road Shutout January 12, 2006 (6-0, Mathieu Garon)

Boston Home Overtime Win November 2, 1989
 (5-4; Bob Sweeney, 1:43)

Boston Road Overtime Win March 22, 2003
 (4-3; Glen Murray, 2:05)

Los Angeles Home Overtime Win October 16, 1998
 (2-1; Luc Robitaille, 2:47)

Los Angeles Road Overtime Win March 19, 2009
 (3-2; Dustin Brown, 4:25)

THE LONGEST BOSTON:

Win Streak vs. Los Angeles 10-0-0-0
 Losing Streak vs. Los Angeles 0-3-0-0
 Point Streak vs. Los Angeles 14-0-1-0

Home Win Streak vs. Los Angeles 10-0-0-0 (2x)
 Home Losing Streak vs. Los Angeles 0-2-0-0 (2x)
 Home Point Streak vs. Los Angeles 10-0-1-0 (2x)

Road Win Streak vs. Los Angeles 4-0-0-0 (2x)
 Road Losing Streak vs. Los Angeles 0-2-0-0 (2x)
 Road Point Streak vs. Los Angeles 3-0-2-0 (2x)



MINNESOTA WILD



Xcel Energy Center
317 Washington Street
St. Paul, Minnesota 55102
(651) 602-6000
www.wild.com

HOCKEY OPERATIONS:

General Manager.....Chuck Fletcher
 Assistant General Managers.....Tom Thompson, Brent Flahr
 Assistant to the General Manager.....Jim Mill

COACHING STAFF:

Head Coach.....Todd Richards
 Assistant Coaches.....Mike Ramsey, Dave Barr
 Goaltending Coach.....Bob Mason

COMMUNICATIONS STAFF:

Vice President of Communications & Broadcasting.....Bill Robertson
 Manager of Media Relations & Team Services.....Aaron Sickman
 Coordinator of Media Relations & Team Services.....Ryan Stanzel

KEY STATS:

10th NHL season (began play in 2000)
 Arena: Xcel Energy Center (capacity 18,064)
 Stanley Cups: 0
 2008-09 Regular Season: 40-33-9 (89 points, 3rd in Northwest/9th in West)
 2009 Playoffs: Did Not Qualify

LAST BOSTON-MINNESOTA TRADE:

July 1, 2007: Boston acquired Manny Fernandez from Minnesota for Petr Kalus and 2009 fourth round draft pick (Alexander Fallstrom).

2009-2010 SERIES SCHEDULE:

At Boston:

Do Not Play

At Minnesota:

Wednesday, November 25

LIFETIME RECORD vs. MINNESOTA:

At Home:

GP	W	L	T	OTL	GF	GA	PTS
5	0	5	0	0	5	16	0

On the Road:

GP	W	L	T	OTL	GF	GA	PTS
4	1	3	0	0	8	13	2

Overall:

GP	W	L	T	OTL	GF	GA	PTS
9	1	8	0	0	13	29	2

ENTERING 2009-2010:

Current Streak, Home0-5-0-0
 Current Streak, Road0-1-0-0
 Current Streak, Overall0-3-0-0

Lifetime Shutouts For.....0 (0 Home; 0 Road)
 Lifetime Shutouts Against.....2 (1 Home; 1 Road)

Lifetime Overtime Record, Home0-0-0
 Lifetime Overtime Record, Road0-0-0
 Lifetime Overtime Record, Overall0-0-0

Lifetime Shootout Record, Home0-0
 Lifetime Shootout Record, Road0-0
 Lifetime Shootout Record, Overall0-0

THE LAST TIME vs. MINNESOTA:

Boston Home Win.....None
 Boston Road Win.....December 15, 2005 (3-2)

Minnesota Home Win.....October 11, 2008 (4-3)
 Minnesota Road Win.....January 6, 2009 (1-0)

Boston Series Sweep.....2005-06 (1-0-0)
 Minnesota Series Sweep.....2008-09 (2-0-0)

Boston Home Shutout.....None
 Boston Road Shutout.....None
 Minnesota Home Shutout.....None
 Minnesota Road Shutout.....January 6, 2009 (1-0, Niklas Backstrom)

Boston Home Overtime Win.....None
 Boston Road Overtime Win.....None
 Minnesota Home Overtime Win.....None
 Minnesota Road Overtime Win.....None

THE LONGEST BOSTON:

Win Streak vs. Minnesota.....1-0-0-0
 Losing Streak vs. Minnesota0-5-0-0
 Point Streak vs. Minnesota1-0-0-0

Home Win Streak vs. Minnesota.....None
 Home Losing Streak vs. Minnesota0-5-0-0
 Home Point Streak vs. MinnesotaNone

Road Win Streak vs. Minnesota.....1-0-0-0
 Road Losing Streak vs. Minnesota0-2-0-0
 Road Point Streak vs. Minnesota1-0-0-0



MONTREAL CANADIENS



Bell Centre
1260, de La Gauchetiere Street West
Montreal, Quebec H3B 5E8
(514) 932-2582
www.canadiens.com

HOCKEY OPERATIONS:

Executive Vice President, Hockey & General ManagerBob Gainey
 Assistant General Manager Pierre Gauthier
 Vice President of Hockey Operations.....Julien BriseBois

COACHING STAFF:

Head Coach.....Jacques Martin
 Assistant Coaches.....Kirk Muller, Perry Pearn
 Goaltending Coach..... Pierre Groulx

COMMUNICATIONS STAFF:

Vice President of Communications &
 Community Relations..... Donald Beauchamp
 Director of Media Relations.....Dominick Saillant
 Communications Coordinator.....Francois Marchand
 Administrative Assistant to the
 Vice President of Communications.....Sylvie Lambert

KEY STATS:

93rd NHL season (began play in 1917 at formation of NHL; 101st franchise season)
 Arena: Bell Centre (capacity 21,273)
 Stanley Cups: 23 NHL (1924, 1930, 1931, 1944, 1946, 1953, 1956, 1957, 1958, 1959, 1960, 1965, 1966, 1968, 1969, 1971, 1973, 1976, 1977, 1978, 1979, 1986, 1993)
 2008-09 Regular Season: 41-30-11 (93 points, 2nd in Northeast/8th in East)
 2009 Playoffs: Lost in CQF to Boston in four games

LAST BOSTON-MONTREAL TRADE:

February 21, 2001: Boston acquired Eric Weinrich from Montreal for Patrick Traverse.

2009-2010 SERIES SCHEDULE:

At Boston:

Thursday, November 5
 Thursday, February 4
 Tuesday, March 2

At Montreal:

Friday, December 4
 Sunday, February 7
 Saturday, March 13

LIFETIME RECORD vs. MONTREAL:

At Home:

GP	W	L	T	OTL	GF	GA	PTS
350	161	131	56	2	1,030	947	380

On the Road:

GP	W	L	T	OTL	GF	GA	PTS
349	101	199	47	2	823	1,176	251

Overall:

GP	W	L	T	OTL	GF	GA	PTS
699	262	330	103	4	1,853	2,123	631

ENTERING 2009-2010:

Current Streak, Home3-0-0-0
 Current Streak, Road2-0-0-1
 Current Streak, Overall5-0-0-1

Lifetime Shutouts For.....55 (33 Home; 22 Road)
 Lifetime Shutouts Against.....53 (20 Home; 33 Road)

Lifetime Overtime Record, Home8-3-13
 Lifetime Overtime Record, Road5-5-18
 Lifetime Overtime Record, Overall13-8-31

Lifetime Shootout Record, Home0-0
 Lifetime Shootout Record, Road1-2
 Lifetime Shootout Record, Overall1-2

THE LAST TIME vs. MONTREAL:

Boston Home WinApril 9, 2009 (5-4/OT)
 Boston Road WinFebruary 1, 2009 (3-1)

Montreal Home WinOctober 15, 2008 (4-3/SO)
 Montreal Road WinMarch 20, 2008 (4-2)

Boston Series Sweep1994-95 (4-0-0)
 Montreal Series Sweep2007-08 (8-0-0)

Boston Home Shutout..... December 20, 2001 (5-0, Byron Dafee)
 Boston Road Shutout.....January 31, 2004 (1-0, Andrew Raycroft)
 Montreal Home ShutoutApril 3, 2007 (2-0, Jaroslav Halak)
 Montreal Road ShutoutMarch 9, 2006 (3-0, Cristobal Huet)

Boston Home Overtime Win.....April 9, 2009
 (5-4; Mark Recchi, 2:42)

Boston Road Overtime Win.....November 22, 2008
 (3-2; Blake Wheeler, Shootout)

Montreal Home Overtime WinOctober 15, 2008
 (4-3; Alex Tanguay, Shootout)

Montreal Road Overtime WinFebruary 26, 2004
 (3-2; Craig Rivet, 4:00)

THE LONGEST BOSTON:

Win Streak vs. Montreal9-0-0-0
 Losing Streak vs. Montreal0-10-0-1
 Point Streak vs. Montreal.....11-0-1-0

Home Win Streak vs. Montreal.....11-0-0-0
 Home Losing Streak vs. Montreal.....0-5-0-0 (4x)
 Home Point Streak vs. Montreal.....13-0-2-0

Road Win Streak vs. Montreal.....4-0-0-0
 Road Losing Streak vs. Montreal.....0-14-0-0
 Road Point Streak vs. Montreal.....4-0-3-0



NASHVILLE PREDATORS



Sommet Center
501 Broadway
Nashville, Tennessee 37203
(615) 770-2300
www.nashvillepredators.com

HOCKEY OPERATIONS:

President of Hockey Operations & General Manager..... David Poile
 Assistant General Manager..... Paul Fenton
 Director of Hockey Operations..... Michael Santos

COACHING STAFF:

Head Coach..... Barry Trotz
 Associate Coach..... Brent Peterson
 Assistant Coach..... Peter Horachek
 Goaltending Coach..... Mitch Korn

COMMUNICATIONS STAFF:

Director of Communications..... Tim Darling
 Communications Coordinator..... Kevin Wilson
 Corporate Communications Coordinator..... Jessica Jones

KEY STATS:

12th NHL season (began play in 1998)
 Arena: Sommet Center (capacity 17,113)
 Stanley Cups: 0
 2008-09 Regular Season: 40-34-8 (88 points, 5th in Central/10th in West)
 2009 Playoffs:

LAST BOSTON-NASHVILLE TRADE:

None.

2009-2010 SERIES SCHEDULE:

At Boston:

Wednesday, October 21

At Nashville:

Do Not Play

LIFETIME RECORD vs. NASHVILLE:

At Home:

GP	W	L	T	OTL	GF	GA	PTS
6	3	2	1	0	17	10	7

On the Road:

GP	W	L	T	OTL	GF	GA	PTS
8	4	2	0	2	18	21	10

Overall:

GP	W	L	T	OTL	GF	GA	PTS
14	7	4	1	2	35	31	17

ENTERING 2009-2010:

Current Streak, Home 1-0-0-0
 Current Streak, Road 0-1-0-1
 Current Streak, Overall 1-0-0-1

Lifetime Shutouts For..... 0 (0 Home; 0 Road)
 Lifetime Shutouts Against..... 2 (0 Home; 2 Road)

Lifetime Overtime Record, Home 0-0-1
 Lifetime Overtime Record, Road 0-2-0
 Lifetime Overtime Record, Overall 0-2-1

Lifetime Shootout Record, Home 0-0
 Lifetime Shootout Record, Road 0-1
 Lifetime Shootout Record, Overall 0-1

THE LAST TIME vs. NASHVILLE:

Boston Home Win January 29, 2008 (3-1)
 Boston Road Win March 9, 2004 (3-2)

Nashville Home Win February 14, 2009 (3-2/SO)
 Nashville Road Win November 28, 2003 (2-1)

Boston Series Sweep 2007-08 (1-0-0)
 Nashville Series Sweep 2008-09 (1-0-0)

Boston Home Shutout..... None
 Boston Road Shutout..... None
 Nashville Home Shutout December 30, 2006 (5-0, Chris Mason)
 Nashville Road Shutout..... None

Boston Home Overtime Win..... None
 Boston Road Overtime Win..... None
 Nashville Home Overtime Win February 14, 2009
 (3-2; David Legwand/Shootout)
 Nashville Road Overtime Win None

THE LONGEST BOSTON:

Win Streak vs. Nashville 3-0-0-0
 Losing Streak vs. Nashville 0-2-0-0
 Point Streak vs. Nashville..... 2-0-1-1

Home Win Streak vs. Nashville..... 1-0-0-0 (3x)
 Home Losing Streak vs. Nashville..... 0-1-0-0 (2x)
 Home Point Streak vs. Nashville..... 1-0-1-0

Road Win Streak vs. Nashville..... 2-0-0-0
 Road Losing Streak vs. Nashville..... 0-1-0-1
 Road Point Streak vs. Nashville..... 3-0-0-1



NEW JERSEY DEVILS



Prudential Center
165 Mulberry Street
Newark, New Jersey 07102
(973) 757-6100
www.newjerseydevils.com

HOCKEY OPERATIONS:

President, Chief Executive Officer & General Manager Lou Lamoriello
 Executive Vice President of Hockey Operations &
 Director of Scouting..... David Conte
 Senior Vice President of Hockey Operations Chris Lamoriello
 Vice President of Hockey Operations..... Steve Pellegrini

COACHING STAFF:

Head Coach..... Jacques Lemaire
 Assistant Coaches..... Mario Tremblay, Tommy Albelin
 Goaltending Coach..... Jacques Caron

COMMUNICATIONS STAFF:

Senior Vice President of Communications Mike Levine
 Senior Director of Communications..... Jeff Alstadter
 Assistant Director of Communications Pete Albietz
 Copy Writer Dan Beam
 Staff Assistant Eric Marin

KEY STATS:

36th NHL season (began play in Kansas City in 1974; moved to Colorado in 1976; moved to New Jersey in 1982)
 Arena: Prudential Center (capacity 17,625)
 Stanley Cups: 3 (1995, 2000, 2003)
 2008-09 Regular Season: 51-27-4 (106 points, 1st in Atlantic/3rd in East)
 2009 Playoffs: Lost in CQF to Carolina in seven games

LAST BOSTON-NEW JERSEY TRADE:

October 16, 1991: Boston acquired Al Stewart from New Jersey for future considerations.

2009-2010 SERIES SCHEDULE:

At Boston:

Thursday, October 29
 Friday, November 27

At New Jersey:

Monday, March 15
 Tuesday, March 30

LIFETIME RECORD vs. NEW JERSEY:

At Home:

GP	W	L	T	OTL	GF	GA	PTS
64	34	17	8	5	242	198	81

On the Road:

GP	W	L	T	OTL	GF	GA	PTS
61	29	17	11	4	188	158	73

Overall:

GP	W	L	T	OTL	GF	GA	PTS
125	63	34	19	9	430	356	154

ENTERING 2009-2010:

Current Streak, Home 2-0-0-1
 Current Streak, Road 0-1-0-0
 Current Streak, Overall 1-0-0-0

Lifetime Shutouts For..... 3 (2 Home; 1 Road)
 Lifetime Shutouts Against..... 5 (3 Home; 2 Road)

Lifetime Overtime Record, Home 3-6-8
 Lifetime Overtime Record, Road 0-4-4
 Lifetime Overtime Record, Overall 3-10-12

Lifetime Shootout Record, Home 0-1
 Lifetime Shootout Record, Road 0-1
 Lifetime Shootout Record, Overall 0-2

THE LAST TIME vs. NEW JERSEY:

Boston Home Win March 22, 2009 (4-1)
 Boston Road Win December 23, 2008 (2-0)

New Jersey Home Win February 13, 2009 (1-0)
 New Jersey Road Win January 29, 2009 (4-3/OT)

Boston Series Sweep 1985-86 (3-0-0)
 New Jersey Series Sweep 2005-06 (4-0-0)

Boston Home Shutout January 26, 1995 (1-0, Blaine Lacher)
 Boston Road Shutout December 23, 2008 (2-0, Tim Thomas)
 New Jersey Home Shutout February 13, 2009 (1-0, Scott Clemmensen)
 New Jersey Road Shutout December 30, 2002 (1-0, Martin Brodeur)

Boston Home Overtime Win November 15, 2001
 (5-4; Joe Thornton, 1:45)

Boston Road Overtime Win None
 New Jersey Home Overtime Win April 2, 2008
 (3-2; Zach Parise, Shootout)

New Jersey Road Overtime Win January 29, 2009
 (4-3; Jamie Langenbrunner, 1:11)

THE LONGEST BOSTON:

Win Streak vs. New Jersey 7-0-0-0
 Losing Streak vs. New Jersey 0-4-0-0
 Point Streak vs. New Jersey 4-0-3-2

Home Win Streak vs. New Jersey 7-0-0-0
 Home Losing Streak vs. New Jersey 0-2-0-2
 Home Point Streak vs. New Jersey 7-0-0-0

Road Win Streak vs. New Jersey 4-0-0-0
 Road Losing Streak vs. New Jersey 0-3-0-0
 Road Point Streak vs. New Jersey 8-0-4-0



NEW YORK ISLANDERS



**1535 Old Country Road
Plainview, New York 11803
(516) 501-6700
www.newyorkislanders.com**

HOCKEY OPERATIONS:

General Manager.....Garth Snow
Assistant General Manager &
Director of Amateur Scouting.....Ryan Jankowski
Executive Director of Player Development.....Bryan Trottier

COACHING STAFF:

Head Coach.....Scott Gordon
Assistant Coaches.....Dean Chynoweth, Scott Allen
Goaltending Coach.....Mike Dunham

COMMUNICATIONS STAFF:

Director of Communications.....Seth Sylvan
Communications Manager.....Kimber Auerbach

KEY STATS:

38th NHL season (began play in 1972)
Arena: Nassau Veteran's Memorial Coliseum (capacity 16,234)
Stanley Cups: 4 (1980, 1981, 1982, 1983)
2008-09 Regular Season: 26-46-9 (61 points, 5th in Atlantic/15th in East)
2009 Playoffs: Did Not Qualify

LAST BOSTON-NEWYORK TRADE:

September 11, 2007: Boston acquired Petteri Nokelainen from NY Islanders for Ben Walter and 2009 second round draft pick (Kevin Lynch).

2009-2010 SERIES SCHEDULE:

At Boston:

Saturday, October 10
Monday, November 16

At New York:

Saturday, December 12
Saturday, March 6

LIFETIME RECORD vs. NEWYORK:

At Home:

GP	W	L	T	OTL	GF	GA	PTS
67	37	17	11	2	247	184	87

On the Road:

GP	W	L	T	OTL	GF	GA	PTS
69	30	28	10	1	218	225	71

Overall:

GP	W	L	T	OTL	GF	GA	PTS
136	67	45	21	3	465	409	158

ENTERING 2009-2010:

Current Streak, Home5-0-0-1
Current Streak, Road3-0-0-0
Current Streak, Overall6-0-0-0

Lifetime Shutouts For.....7 (3 Home; 4 Road)
Lifetime Shutouts Against.....3 (0 Home; 3 Road)

Lifetime Overtime Record, Home2-4-6
Lifetime Overtime Record, Road0-1-9
Lifetime Overtime Record, Overall2-5-15

Lifetime Shootout Record, Home1-1
Lifetime Shootout Record, Road0-0
Lifetime Shootout Record, Overall1-1

THE LAST TIME vs. NEWYORK:

Boston Home Win.....March 14, 2009 (2-1)
Boston Road Win.....April 12, 2009 (6-2)

New York Home Win.....November 24, 2007 (2-1)
New York Road Win.....January 11, 2007 (5-4/SO)

Boston Series Sweep.....2008-09 (4-0-0)
New York Series Sweep.....2005-06 (4-0-0)

Boston Home Shutout.....October 12, 1998 (3-0, Byron Dafeo)
Boston Road Shutout.....February 24, 2004 (0-0, Felix Potvin)
New York Home Shutout.....February 24, 2004 (0-0, Rick DiPietro)
New York Road Shutout.....None

Boston Home Overtime Win.....February 10, 2007
(4-3; Zdeno Chara, Shootout)

Boston Road Overtime Win.....None
New York Home Overtime Win.....November 1, 2005
(4-3; Shawn Bates, 4:31)

New York Road Overtime Win.....January 11, 2007
(5-4; Jason Blake, Shootout)

THE LONGEST BOSTON:

Win Streak vs. New York.....7-0-0-0
Losing Streak vs. New York.....0-4-0-2
Point Streak vs. New York.....9-0-2-0

Home Win Streak vs. New York5-0-0-0
Home Losing Streak vs. New York0-3-0-0
Home Point Streak vs. New York6-0-4-0

Road Win Streak vs. New York4-0-0-0
Road Losing Streak vs. New York0-4-0-1
Road Point Streak vs. New York5-0-1-0



NEW YORK RANGERS



Madison Square Garden
Two Pennsylvania Plaza, 14th Floor
New York, New York 10121
(212) 465-6486
www.newyorkrangers.com

HOCKEY OPERATIONS:

President & General Manager Glen Sather
 Assistant General Managers:
 Player Personnel Jim Schoenfeld
 Hockey Administration Cameron Hope

COACHING STAFF:

Head Coach John Tortorella
 Assistant Coaches Benoit Allaire, Mike Sullivan

COMMUNICATIONS STAFF:

Vice President of Public Relations & Player Recruitment John Rosasco
 Director of Public Relations Brendan McIntyre
 Manager of Public Relations Lauren Buchman
 Coordinator of Public Relations Dino Ticinelli

KEY STATS:

84th NHL season (began play in 1926)
 Arena: Madison Square Garden (capacity 18,200)
 Stanley Cups: 4 (1928, 1933, 1940, 1994)
 2008-09 Regular Season: 43-30-9 (95 points, 4th in Atlantic/7th in East)
 2009 Playoffs: Lost in CQF to Washington in seven games

LAST BOSTON-NEWYORK TRADE:

February 27, 2007: Boston acquired Aaron Ward from NY Rangers for Paul Mara.

2009-2010 SERIES SCHEDULE:

At Boston:

Saturday, January 9
 Sunday, March 21

At New York:

Sunday, November 1
 Monday, January 4

LIFETIME RECORD vs. NEWYORK:

At Home:

GP	W	L	T	OTL	GF	GA	PTS
306	164	96	42	4	1,090	852	374

On the Road:

GP	W	L	T	OTL	GF	GA	PTS
310	117	136	55	2	866	948	291

Overall:

GP	W	L	T	OTL	GF	GA	PTS
616	281	232	97	6	1,956	1,800	665

ENTERING 2009-2010:

Current Streak, Home 4-0-0-1
 Current Streak, Road 0-1-0-0
 Current Streak, Overall 1-0-0-0

Lifetime Shutouts For 34 (19 Home; 15 Road)
 Lifetime Shutouts Against 37 (17 Home; 20 Road)

Lifetime Overtime Record, Home 2-6-13
 Lifetime Overtime Record, Road 4-5-17
 Lifetime Overtime Record, Overall 6-11-30

Lifetime Shootout Record, Home 2-2
 Lifetime Shootout Record, Road 0-2
 Lifetime Shootout Record, Overall 2-4

THE LAST TIME vs. NEWYORK:

Boston Home Win April 4, 2009 (1-0)
 Boston Road Win January 20, 2008 (3-1)

New York Home Win March 8, 2009 (4-3)
 New York Road Win March 24, 2007 (2-1/SO)

Boston Series Sweep 1982-83 (3-0-0)
 New York Series Sweep 2006-07 (4-0-0)

Boston Home Shutout April 4, 2009 (1-0, Tim Thomas)
 Boston Road Shutout March 9, 2008 (0-1/SO, Alex Auld)
 New York Home Shutout March 9, 2008 (1-0/SO, Henrik Lundqvist)
 New York Road Shutout October 20, 2007 (0-1/SO, Henrik Lundqvist)

Boston Home Overtime Win January 19, 2008
 (4-3; Phil Kessel, Shootout)

Boston Road Overtime Win November 5, 1990
 (3-2; Bob Sweeney, 3:30)

New York Home Overtime Win November 15, 2008
 (3-2; Chris Drury, Shootout)

New York Road Overtime Win March 24, 2007
 (2-1; Jaromir Jagr, Shootout)

THE LONGEST BOSTON:

Win Streak vs. New York 7-0-0-0 (4x)
 Losing Streak vs. New York 0-5-0-3
 Point Streak vs. New York 13-0-3-0

Home Win Streak vs. New York 10-0-0-0
 Home Losing Streak vs. New York 0-6-0-0
 Home Point Streak vs. New York 14-0-1-0

Road Win Streak vs. New York 9-0-0-0
 Road Losing Streak vs. New York 0-5-0-0
 Road Point Streak vs. New York 9-0-0-0



OTTAWA SENATORS



Scotiabank Place
1000 Palladium Drive
Ottawa, Ontario K2V 1A5
(613) 599-0250
www.ottawasenators.com

HOCKEY OPERATIONS:

Executive Vice President & General Manager Bryan Murray
 Assistant General Manager Tim Murray
 Director of Player Personnel Pierre Dorion

COACHING STAFF:

Head Coach Cory Clouston
 Assistant Coaches Brad Lauer, Greg Carvel, Luke Richardson

COMMUNICATIONS STAFF:

Vice President of Communications Phil Legault
 Director of Communications Brian Morris
 Director of Publications Karen Ruttan
 Communications Coordinator Chris Moore
 Communications & Publications Assistant Amanda Nigh

KEY STATS:

18th NHL season (began play in 1992)
 Arena: Scotiabank Place (capacity 19,153)
 Stanley Cups: 0
 2008-09 Regular Season: 36-35-11 (83 points, 4th in Northeast/11th in East)
 2009 Playoffs: Did Not Qualify

LAST BOSTON-OTTAWA TRADE:

July 17, 2007: Boston acquired Peter Schaefer from Ottawa for Shean Donovan.

2009-2010 SERIES SCHEDULE:

At Boston:

Saturday, November 28
 Monday, January 18
 Saturday, January 23

At Ottawa:

Saturday, October 24
 Monday, December 21
 Tuesday, January 5

LIFETIME RECORD vs. OTTAWA:

At Home:

GP	W	L	T	OTL	GF	GA	PTS
48	29	13	5	1	168	127	64

On the Road:

GP	W	L	T	OTL	GF	GA	PTS
46	22	15	3	6	136	120	53

Overall:

GP	W	L	T	OTL	GF	GA	PTS
94	51	28	8	7	304	247	117

ENTERING 2009-2010:

Current Streak, Home 5-0-0-0
 Current Streak, Road 0-1-0-0
 Current Streak, Overall 0-1-0-0

Lifetime Shutouts For 8 (4 Home; 4 Road)
 Lifetime Shutouts Against 6 (3 Home; 3 Road)

Lifetime Overtime Record, Home 1-0-5
 Lifetime Overtime Record, Road 1-6-3
 Lifetime Overtime Record, Overall 2-6-8

Lifetime Shootout Record, Home 1-1
 Lifetime Shootout Record, Road 1-0
 Lifetime Shootout Record, Overall 2-1

THE LAST TIME vs. OTTAWA:

Boston Home Win April 2, 2009 (2-1)
 Boston Road Win February 5, 2009 (4-3/SO)

Ottawa Home Win April 7, 2009 (3-2)
 Ottawa Road Win December 18, 2007 (3-2)

Boston Series Sweep 1994-95 (4-0-0)
 Ottawa Series Sweep None

Boston Home Shutout March 29, 2008 (4-0, Tim Thomas)
 Boston Road Shutout January 30, 2006 (5-0, Tim Thomas)
 Ottawa Home Shutout January 17, 2004 (4-0, Martin Prusek)
 Ottawa Road Shutout January 20, 2007 (3-0, Ray Emery)

Boston Home Overtime Win March 16, 2006
 (3-2; Patrice Bergeron, Shootout)

Boston Road Overtime Win February 5, 2009
 (4-3; P.J. Axelsson, Shootout)

Ottawa Home Overtime Win November 4, 2007
 (2-1; Daniel Alfredsson, Shootout)

Ottawa Road Overtime Win None

THE LONGEST BOSTON:

Win Streak vs. Ottawa 17-0-0-0
 Losing Streak vs. Ottawa 0-2-0-2
 Point Streak vs. Ottawa 20-0-2-0

Home Win Streak vs. Ottawa 11-0-0-0
 Home Losing Streak vs. Ottawa 0-3-0-0
 Home Point Streak vs. Ottawa 11-0-0-0

Road Win Streak vs. Ottawa 7-0-0-0
 Road Losing Streak vs. Ottawa 0-4-0-3
 Road Point Streak vs. Ottawa 9-0-2-0



PHILADELPHIA FLYERS



Wachovia Center
3601 South Broad Street
Philadelphia, Pennsylvania 19148
(215) 465-4500
www.philadelphiaflyers.com

HOCKEY OPERATIONS:

General Manager.....Paul Holmgren
 Assistant General Managers.....Barry Hanrahan, John Paddock
 Director of Hockey Operations.....Chris Pryor

COACHING STAFF:

Head Coach.....John Stevens
 Assistant Coaches.....Jack McIlhargey, Joe Mullen, Craig Berube
 Goaltending Coach.....Jeff Reese

COMMUNICATIONS STAFF:

Senior Director of Communications.....Zack Hill
 Media Services & Publications Coordinator.....Joe Siville
 Public Relations Assistant.....Brian Smith

KEY STATS:

43rd NHL season (began play in 1967)
 Arena: Wachovia Center (capacity 19,537)
 Stanley Cups: 2 (1974, 1975)
 2008-09 Regular Season: 44-27-11 (99 points, 3rd in Atlantic/5th in East)
 2009 Playoffs: Lost in CQF to Pittsburgh in six games

LAST BOSTON-PHILADELPHIA TRADE:

October 13, 2008: Boston acquired Ned Lukacevic and 2009 fourth round draft pick (Lane MacDermid) from Philadelphia for Andrew Alberts.

2009-2010 SERIES SCHEDULE:

At Boston:

Monday, December 14
 Friday, January 1*

At Philadelphia:

Thursday, October 22
 Thursday, March 11

* -- NHL Winter Classic game to be played at Fenway Park

LIFETIME RECORD vs. PHILADELPHIA:

At Home:

GP	W	L	T	OTL	GF	GA	PTS
84	48	22	11	3	302	236	110

On the Road:

GP	W	L	T	OTL	GF	GA	PTS
81	37	33	10	1	243	264	85

Overall:

GP	W	L	T	OTL	GF	GA	PTS
165	85	55	21	4	545	500	195

ENTERING 2009-2010:

Current Streak, Home0-1-0-1
 Current Streak, Road4-0-0-0
 Current Streak, Overall1-0-0-0

Lifetime Shutouts For.....10 (6 Home; 4 Road)
 Lifetime Shutouts Against.....4 (2 Home; 2 Road)

Lifetime Overtime Record, Home3-3-5
 Lifetime Overtime Record, Road3-1-5
 Lifetime Overtime Record, Overall6-4-10

Lifetime Shootout Record, Home0-0
 Lifetime Shootout Record, Road0-0
 Lifetime Shootout Record, Overall0-0

THE LAST TIME vs. PHILADELPHIA:

Boston Home Win.....March 15, 2008 (3-2/OT)
 Boston Road Win.....March 29, 2009 (4-3)

Philadelphia Home WinMarch 10, 2007 (4-1)
 Philadelphia Road WinMarch 3, 2009 (4-2)

Boston Series Sweep.....1989-90 (3-0-0)
 Philadelphia Series Sweep.....None

Boston Home Shutout.....January 25, 2003 (1-0/OT, Jeff Hackett)
 Boston Road Shutout.....December 3, 1997 (3-0, Byron Dafeo)
 Philadelphia Home ShutoutApril 8, 2000 (3-0, Brian Boucher)
 Philadelphia Road ShutoutJanuary 2, 2006 (1-0, Antero Niittymaki)

Boston Home Overtime Win.....March 5, 2008
 (3-2; Aaron Ward, 2:17)

Boston Road Overtime Win.....January 12, 2008
 (4-3; Aaron Ward, 0:43)

Philadelphia Home Overtime WinNovember 8, 2005
 (4-3; Joni Pitkanen, 1:55)

Philadelphia Road Overtime WinFebruary 7, 2009
 (4-3; Randy Jones, 3:00)

THE LONGEST BOSTON:

Win Streak vs. Philadelphia15-0-0-0
 Losing Streak vs. Philadelphia.....0-3-0-0 (5x)
 Point Streak vs. Philadelphia.....23-0-4-0

Home Win Streak vs. Philadelphia8-0-0-0
 Home Losing Streak vs. Philadelphia.....0-2-0-0 (7x)
 Home Point Streak vs. Philadelphia.....18-0-4-0

Road Win Streak vs. Philadelphia9-0-0-0
 Road Losing Streak vs. Philadelphia.....0-6-0-0
 Road Point Streak vs. Philadelphia11-0-2-0



PHOENIX COYOTES



6751 N. Sunset Boulevard, #200
Glendale, Arizona 85305
(623) 772-3200
www.phoenixcoyotes.com

HOCKEY OPERATIONS:

General Manager.....Don Maloney
Assistant General Manager.....Brad Treliving

COACHING STAFF:

Head Coach.....Wayne Gretzky
Associate Coach.....Ulf Samuelsson
Assistant Coach.....Doug Sulliman
Goaltending Coach.....Grant Fuhr

COMMUNICATIONS STAFF:

Executive Vice President & Chief Communications Officer.....Jeff Holbrook
Director of Media Relations.....Sergey Kocharov
Manager of Communications.....Rob Crean

KEY STATS:

31st NHL season (began play in Winnipeg in 1979; moved to Phoenix in 1996)
Arena: Jobing.com Arena (capacity 17,125)
Stanley Cups: 0
2008-09 Regular Season: 36-39-7 (79 points, 4th in Pacific/13th in West)
2009 Playoffs: Did Not Qualify

LAST BOSTON-PHOENIX TRADE:

December 6, 2007: Boston acquired Alex Auld from Phoenix for Nate DiCamillo and 2009 fifth round draft pick (Jeff Costello).

2009-2010 SERIES SCHEDULE:

At Boston:

Do Not Play

At Phoenix:

Saturday, October 17

LIFETIME RECORD vs. PHOENIX:

At Home:

GP	W	L	T	OTL	GF	GA	PTS
32	22	5	4	1	138	96	49

On the Road:

GP	W	L	T	OTL	GF	GA	PTS
31	15	13	3	0	105	102	33

Overall:

GP	W	L	T	OTL	GF	GA	PTS
63	37	18	7	1	243	198	82

ENTERING 2009-2010:

Current Streak, Home0-1-1-1
Current Streak, Road1-0-0-0
Current Streak, Overall0-1-1-1

Lifetime Shutouts For.....2 (2 Home; 0 Road)
Lifetime Shutouts Against.....1 (0 Home; 1 Road)

Lifetime Overtime Record, Home1-1-2
Lifetime Overtime Record, Road1-1-2
Lifetime Overtime Record, Overall2-2-4

Lifetime Shootout Record, Home0-0
Lifetime Shootout Record, Road0-0
Lifetime Shootout Record, Overall0-0

THE LAST TIME vs. PHOENIX:

Boston Home Win.....March 19, 2002 (4-2)
Boston Road Win.....October 6, 2007 (3-1)

Phoenix Home Win.....March 18, 2003 (2-1)
Phoenix Road Win.....March 5, 2009 (2-1)

Boston Series Sweep.....2007-08 (1-0-0)
Phoenix Series Sweep.....2008-09 (1-0-0)

Boston Home Shutout.....December 13, 1999 (2-0, Byron Dafoe)
Boston Road Shutout.....None
Phoenix Home Shutout.....December 28, 1990 (6-0, Bob Essensa)
Phoenix Road Shutout.....None

Boston Home Overtime Win.....March 24, 1988
(4-3; Ray Bourque, 0:52)

Boston Road Overtime Win.....October 8, 1997
(3-2; Ted Donato, 2:09)

Phoenix Home Overtime Win.....February 15, 1997
(5-4; Jayson More, 1:14)

Phoenix Road Overtime Win.....December 11, 2005
(2-1; Ladislav Nagy, 0:30)

THE LONGEST BOSTON:

Win Streak vs. Phoenix.....5-0-0-0 (3x)
Losing Streak vs. Phoenix.....0-2-0-0 (3x)
Point Streak vs. Phoenix.....7-0-2-0

Home Win Streak vs. Phoenix.....5-0-0-0 (2x)
Home Losing Streak vs. Phoenix.....0-1-0-1
Home Point Streak vs. Phoenix.....7-0-2-0

Road Win Streak vs. Phoenix.....3-0-0-0
Road Losing Streak vs. Phoenix.....0-4-0-0
Road Point Streak vs. Phoenix.....3-0-1-0



PITTSBURGH PENGUINS



Mellon Arena
66 Mario Lemieux Place
Pittsburgh, Pennsylvania 15219
(412) 642-1300
www.pittsburghpenguins.com

HOCKEY OPERATIONS:

Executive Vice President & General Manager Ray Shero
 Assistant General Manager Jason Botterill
 Senior Advisor, Hockey Operations Ed Johnston

COACHING STAFF:

Head Coach Dan Bylsma
 Assistant Coaches Tony Granato, Mike Yeo
 Goaltending Coach Gilles Meloche

COMMUNICATIONS STAFF:

Vice President of Communications Tom McMillan
 Senior Director of Team Operations & Communications Frank Buonomo
 Director of Communications Jennifer Bullano
 Communications Coordinator Erik Heasley

KEY STATS:

43rd NHL season (began play in 1967)
 Arena: Mellon Arena (capacity 16,940)
 Stanley Cups: 3 (1991, 1992, 2009)
 2008-09 Regular Season: 45-28-9 (99 points, 2nd in Atlantic/4th in East)
 2009 Playoffs: Won Stanley Cup over Detroit in seven games

LAST BOSTON-PITTSBURGH TRADE:

December 19, 2006: Boston traded Wade Brookbank to Pittsburgh for cash.

2009-2010 SERIES SCHEDULE:

At Boston:

Tuesday, November 10
 Thursday, March 18

At Pittsburgh:

Saturday, November 14
 Sunday, March 7

LIFETIME RECORD vs. PITTSBURGH:

At Home:

GP	W	L	T	OTL	GF	GA	PTS
86	61	17	6	2	376	242	130

On the Road:

GP	W	L	T	OTL	GF	GA	PTS
88	38	34	15	1	313	301	92

Overall:

GP	W	L	T	OTL	GF	GA	PTS
174	99	51	21	3	689	543	222

ENTERING 2009-2010:

Current Streak, Home 2-0-0-2
 Current Streak, Road 0-1-0-0
 Current Streak, Overall 0-1-0-0

Lifetime Shutouts For 7 (4 Home; 3 Road)
 Lifetime Shutouts Against 6 (1 Home; 5 Road)

Lifetime Overtime Record, Home 2-3-2
 Lifetime Overtime Record, Road 2-3-6
 Lifetime Overtime Record, Overall 4-6-8

Lifetime Shootout Record, Home 1-2
 Lifetime Shootout Record, Road 1-0
 Lifetime Shootout Record, Overall 2-2

THE LAST TIME vs. PITTSBURGH:

Boston Home Win January 1, 2009 (4-2)
 Boston Road Win December 30, 2008 (5-2)

Pittsburgh Home Win March 15, 2009 (6-4)
 Pittsburgh Road Win October 20, 2008 (2-1/SO)

Boston Series Sweep 2005-06 (4-0-0)
 Pittsburgh Series Sweep 1993-94 (6-0-0)

Boston Home Shutout January 14, 1993 (7-0, John Blue)
 Boston Road Shutout November 7, 1998 (0-0, Byron Dafeo)
 Pittsburgh Home Shutout March 25, 2007 (5-0, Marc-Andre Fleury)
 Pittsburgh Road Shutout January 28, 1968 (1-0, Les Binkley)

Boston Home Overtime Win January 18, 2007
 (5-4; Phil Kessel, Shootout)

Boston Road Overtime Win November 22, 2006
 (4-3; Marco Sturm, Shootout)

Pittsburgh Home Overtime Win November 1, 2003
 (3-2; Ryan Malone, 2:10)

Pittsburgh Road Overtime Win October 20, 2008
 (2-1; Evgeni Malkin, Shootout)

THE LONGEST BOSTON:

Win Streak vs. Pittsburgh 9-0-0-0
 Losing Streak vs. Pittsburgh 0-12-0-0
 Point Streak vs. Pittsburgh 10-0-2-0

Home Win Streak vs. Pittsburgh 16-0-0-0
 Home Losing Streak vs. Pittsburgh 0-4-0-0
 Home Point Streak vs. Pittsburgh 26-0-2-0

Road Win Streak vs. Pittsburgh 4-0-0-0 (3x)
 Road Losing Streak vs. Pittsburgh 0-12-0-0
 Road Point Streak vs. Pittsburgh 9-0-2-1



ST. LOUIS BLUES



Scottrade Center
1401 Clark Avenue
St. Louis, Missouri 63103
(314) 622-2500
www.stlouisblues.com

HOCKEY OPERATIONS:

President of Hockey Operations..... John Davidson
 Senior Vice President & General Manager Larry Pleau
 Vice President of Hockey Operations..... Al MacInnis
 Vice President of Player Personnel Doug Armstrong
 Assistant General Managers:
 & Director of Amateur Scouting..... Jarmo Kekalainen
 & Director of Pro Scouting..... Kevin McDonald

COACHING STAFF:

Head Coach..... Andy Murray
 Assistant Coaches..... Ray Bennett, Brad Shaw, Rick Wamsley
 Goaltending Consultant..... Ed Belfour

COMMUNICATIONS STAFF:

Vice President of Public Relations..... Mike Caruso
 Assistant Director of Public Relations & Team Services Rich Jankowski

KEY STATS:

43rd NHL season (began play in 1967)
 Arena: Scottrade Center (capacity 19,150)
 Stanley Cups: 0
 2008-09 Regular Season: 41-31-10 (92 points, 3rd in Central/6th in West)
 2009 Playoffs: Lost in CQF to Vancouver in four games

LAST BOSTON-ST. LOUIS TRADE:

July 23, 2007: Boston acquired Carl Soderberg from St. Louis for Hannu Toivonen.

2009-2010 SERIES SCHEDULE:

At Boston:
 Do Not Play

At St. Louis:
 Monday, November 23

LIFETIME RECORD vs. ST. LOUIS:

At Home:

GP	W	L	T	OTL	GF	GA	PTS
61	35	15	9	2	252	170	81

On the Road:

GP	W	L	T	OTL	GF	GA	PTS
61	24	24	9	4	206	194	61

Overall:

GP	W	L	T	OTL	GF	GA	PTS
122	59	39	18	6	458	364	142

ENTERING 2009-2010:

Current Streak, Home 0-2-0-2
 Current Streak, Road 1-0-0-0
 Current Streak, Overall 1-0-0-1

Lifetime Shutouts For..... 11 (6 Home; 5 Road)
 Lifetime Shutouts Against..... 6 (2 Home; 4 Road)

Lifetime Overtime Record, Home 2-2-5
 Lifetime Overtime Record, Road 1-4-0
 Lifetime Overtime Record, Overall 3-6-5

Lifetime Shootout Record, Home 0-1
 Lifetime Shootout Record, Road 0-1
 Lifetime Shootout Record, Overall 0-2

THE LAST TIME vs. ST. LOUIS:

Boston Home Win January 30, 2001 (5-1)
 Boston Road Win December 21, 2008 (6-3)

St. Louis Home Win October 12, 2006 (3-2/SO)
 St. Louis Road Win January 19, 2009 (5-4/SO)

Boston Series Sweep 1995-96 (2-0-0)
 St. Louis Series Sweep 2006-07 (1-0-0)

Boston Home Shutout January 18, 1979 (4-0, Gerry Cheevers)
 Boston Road Shutout March 27, 1990 (3-0, Reggie Lemelin)
 St. Louis Home Shutout December 18, 1999 (4-0, Roman Turek)
 St. Louis Road Shutout December 3, 2002 (4-0, Fred Brathwaite)

Boston Home Overtime Win March 6, 1993
 (4-3; Ray Bourque, 4:39)

Boston Road Overtime Win January 9, 1988
 (2-1; Cam Neely, 4:07)

St. Louis Home Overtime Win October 12, 2006
 (3-2; Lee Stempniak, Shootout)

St. Louis Road Overtime Win January 19, 2009
 (5-4; T.J. Oshie, Shootout)

THE LONGEST BOSTON:

Win Streak vs. St. Louis 7-0-0-0 (2x)
 Losing Streak vs. St. Louis 0-2-0-5
 Point Streak vs. St. Louis 8-0-3-0

Home Win Streak vs. St. Louis 9-0-0-0
 Home Losing Streak vs. St. Louis 0-2-0-1
 Home Point Streak vs. St. Louis 11-0-1-0

Road Win Streak vs. St. Louis 5-0-0-0
 Road Losing Streak vs. St. Louis 0-3-0-4
 Road Point Streak vs. St. Louis 6-0-1-0



SAN JOSE SHARKS



HP Pavilion at San Jose
525 W. Santa Clara Street
San Jose, California 95113
(408) 287-7070
www.sjsharks.com

HOCKEY OPERATIONS:

Executive Vice President & General Manager Doug Wilson
 Vice President & Assistant General Manager Wayne Thomas
 Director of Hockey Operations Joe Will

COACHING STAFF:

Head Coach Todd McLellan
 Assistant Coaches Trent Yawney, Matt Shaw, Jay Woodcroft

COMMUNICATIONS STAFF:

Senior Director of Communications Ken Arnold
 Director of Media Relations Scott Emmert
 Media Relations Manager Tom Holy
 Media Relations & Team Services Coordinator Ryan Stenn

KEY STATS:

19th NHL season (began play in 1991)
 Arena: HP Pavilion at San Jose (capacity 17,496)
 Stanley Cups: 0
 2008-09 Regular Season: 53-18-11 (117 points, 1st in Pacific/1st in West)
 2009 Playoffs: Lost in CQF to Anaheim in six games

LAST BOSTON-SAN JOSE TRADE:

November 30, 2005: Boston acquired Marco Sturm, Brad Stuart and Wayne Primeau from San Jose for Joe Thornton.

2009-2010 SERIES SCHEDULE:

At Boston:

Do Not Play

At San Jose:

Thursday, January 14

LIFETIME RECORD vs. SAN JOSE:

At Home:

GP	W	L	T	OTL	GF	GA	PTS
12	7	2	3	0	43	37	17

On the Road:

GP	W	L	T	OTL	GF	GA	PTS
12	6	4	2	0	40	31	14

Overall:

GP	W	L	T	OTL	GF	GA	PTS
24	13	6	5	0	83	68	31

ENTERING 2009-2010:

Current Streak, Home 0-2-1-0
 Current Streak, Road 1-0-0-0
 Current Streak, Overall 0-1-0-0

Lifetime Shutouts For 2 (1 Home; 1 Road)
 Lifetime Shutouts Against 0 (0 Home; 0 Road)

Lifetime Overtime Record, Home 0-0-3
 Lifetime Overtime Record, Road 0-0-2
 Lifetime Overtime Record, Overall 0-0-5

Lifetime Shootout Record, Home 0-0
 Lifetime Shootout Record, Road 0-0
 Lifetime Shootout Record, Overall 0-0

THE LAST TIME vs. SAN JOSE:

Boston Home Win December 23, 2002 (5-2)
 Boston Road Win October 13, 2007 (2-1)

San Jose Home Win March 21, 2003 (3-2)
 San Jose Road Win February 10, 2009 (5-2)

Boston Series Sweep 2007-08 (1-0-0)
 San Jose Series Sweep 2008-09 (1-0-0)

Boston Home Shutout January 3, 1998 (3-0, Byron Dufoe)
 Boston Road Shutout October 18, 1998 (3-0, Robbie Tallas)
 San Jose Home Shutout None
 San Jose Road Shutout None

Boston Home Overtime Win None
 Boston Road Overtime Win None
 San Jose Home Overtime Win None
 San Jose Road Overtime Win None

THE LONGEST BOSTON:

Win Streak vs. San Jose 4-0-0-0
 Losing Streak vs. San Jose 0-1-0-0 (6x)
 Point Streak vs. San Jose 7-0-3-0

Home Win Streak vs. San Jose 3-0-0-0
 Home Losing Streak vs. San Jose 0-1-0-0 (2x)
 Home Point Streak vs. San Jose 7-0-3-0

Road Win Streak vs. San Jose 2-0-0-0 (2x)
 Road Losing Streak vs. San Jose 0-3-0-0
 Road Point Streak vs. San Jose 3-0-2-0



TAMPA BAY LIGHTNING



St. Pete Times Forum
401 Channelside Drive
Tampa, Florida 33602
(813) 301-6500
www.tampabaylightning.com

HOCKEY OPERATIONS:

Executive Vice President & General Manager Brian Lawton
 Assistant General Managers Claude Loiselle, Tom Kurvers
 Director of Player Personnel Jim Hammett

COACHING STAFF:

Head Coach Rick Tocchet
 Associate Coach Rick Wilson
 Assistant Coaches Cap Raeder, Wes Walz

COMMUNICATIONS STAFF:

Executive Vice President of Communications Bill Wickett
 Media Relations Manager Brian Breseman

KEY STATS:

18th NHL season (began play in 1992)
 Arena: St. Pete Times Forum (capacity 19,758)
 Stanley Cups: 1 (2004)
 2008-09 Regular Season: 24-40-18 (66 points, 5th in Southeast/14th in East)
 2009 Playoffs: Did Not Qualify

LAST BOSTON-TAMPA BAY TRADE:

March 4, 2009: Boston acquired Mark Recchi and 2010 second round draft pick from Tampa Bay for Matt Lashoff and Martins Karsums.

2009-2010 SERIES SCHEDULE:

At Boston:

Wednesday, December 2
 Thursday, March 25

At Tampa Bay:

Monday, December 28
 Thursday, February 11

LIFETIME RECORD vs. TAMPA BAY:

At Home:

GP	W	L	T	OTL	GF	GA	PTS
31	22	3	6	0	118	74	50

On the Road:

GP	W	L	T	OTL	GF	GA	PTS
31	16	12	3	0	93	89	35

Overall:

GP	W	L	T	OTL	GF	GA	PTS
62	38	15	9	0	211	163	85

ENTERING 2009-2010:

Current Streak, Home 2-0-0-0
 Current Streak, Road 0-1-0-0
 Current Streak, Overall 1-0-0-0

Lifetime Shutouts For 3 (2 Home; 1 Road)
 Lifetime Shutouts Against 3 (1 Home; 2 Road)

Lifetime Overtime Record, Home 4-0-5
 Lifetime Overtime Record, Road 3-0-3
 Lifetime Overtime Record, Overall 7-0-8

Lifetime Shootout Record, Home 1-0
 Lifetime Shootout Record, Road 0-0
 Lifetime Shootout Record, Overall 1-0

THE LAST TIME vs. TAMPA BAY:

Boston Home Win March 31, 2009 (3-1)
 Boston Road Win December 4, 2008 (3-1)

Tampa Bay Home Win February 22, 2009 (4-3)
 Tampa Bay Road Win March 13, 2008 (3-1)

Boston Series Sweep 2006-07 (4-0-0)
 Tampa Bay Series Sweep None

Boston Home Shutout March 21, 2000 (4-0, Robbie Tallas & John Grahame)
 Boston Road Shutout February 1, 1997 (3-0, Robbie Tallas)
 Tampa Bay Home Shutout April 8, 1999 (3-0, Kevin Hodson & Corey Schwab)
 Tampa Bay Road Shutout April 9, 1994 (3-0, Wendell Young)

Boston Home Overtime Win November 30, 2006
 (4-3; Phil Kessel, Shootout)

Boston Road Overtime Win March 24, 2002
 (4-3; Bill Guerin, 4:35)

Tampa Bay Home Overtime Win None
 Tampa Bay Road Overtime Win None

THE LONGEST BOSTON:

Win Streak vs. Tampa Bay 6-0-0-0 (2x)
 Losing Streak vs. Tampa Bay 0-2-0-0 (3x)
 Point Streak vs. Tampa Bay 7-0-2-0

Home Win Streak vs. Tampa Bay 6-0-0-0
 Home Losing Streak vs. Tampa Bay 0-1-0-0 (3x)
 Home Point Streak vs. Tampa Bay 16-0-5-0

Road Win Streak vs. Tampa Bay 4-0-0-0
 Road Losing Streak vs. Tampa Bay 0-4-0-0
 Road Point Streak vs. Tampa Bay 4-0-0-0



TORONTO MAPLE LEAFS



Air Canada Centre
40 Bay Street, Suite 400
Toronto, Ontario M5J 2X2
(416) 815-5700
www.mapleleafs.com

HOCKEY OPERATIONS:

President & General Manager Brian Burke
 Senior Vice President of Hockey Operations Dave Nonis
 Vice President of Hockey Operations Dave Poulin
 Assistant General Manager & Director of Hockey Operations Jeff Jackson
 Senior Advisor Cliff Fletcher

COACHING STAFF:

Head Coach Ron Wilson
 Assistant Coaches Keith Acton, Tim Hunter, Rob Zettler
 Goaltending Coach Corey Hirsch
 Goaltending Consultant Francois Allaire

COMMUNICATIONS STAFF:

Director of Media Relations Pat Park
 Coordinators of Media Relations Craig Downey, Aaron Gogishvili

KEY STATS:

93rd NHL season (began play in 1917)
 Arena: Air Canada Centre (capacity 18,819)
 Stanley Cups: 13 (1918, 1922, 1932, 1942, 1945, 1947, 1948, 1949, 1951, 1962, 1963, 1964, 1967)
 2008-09 Regular Season: 34-35-13 (81 points, 5th in Northeast/12th in East)
 2009 Playoffs: Did Not Qualify

LAST BOSTON-TORONTO TRADE:

June 24, 2006: Boston acquired Tuukka Rask from Toronto for Andrew Raycroft.

2009-2010 SERIES SCHEDULE:

At Boston:

Saturday, December 5
 Thursday, December 10
 Thursday, March 4

At Toronto:

Saturday, December 19
 Tuesday, March 9
 Saturday, April 3

LIFETIME RECORD vs. TORONTO:

At Home:

GP	W	L	T	OTL	GF	GA	PTS
313	170	94	47	2	1,016	838	389

On the Road:

GP	W	L	T	OTL	GF	GA	PTS
314	102	158	51	3	823	1,044	258

Overall:

GP	W	L	T	OTL	GF	GA	PTS
627	272	252	98	5	1,839	1,882	647

ENTERING 2009-2010:

Current Streak, Home 2-0-0-0
 Current Streak, Road 6-0-0-1
 Current Streak, Overall 5-0-0-0

Lifetime Shutouts For 46 (31 Home; 15 Road)
 Lifetime Shutouts Against 47 (16 Home; 31 Road)

Lifetime Overtime Record, Home 9-1-7
 Lifetime Overtime Record, Road 4-6-13
 Lifetime Overtime Record, Overall 13-7-20

Lifetime Shootout Record, Home 1-1
 Lifetime Shootout Record, Road 1-2
 Lifetime Shootout Record, Overall 2-3

THE LAST TIME vs. TORONTO:

Boston Home Win December 18, 2008 (8-5)
 Boston Road Win March 28, 2009 (7-5)

Toronto Home Win February 16, 2008 (4-3/OT)
 Toronto Road Win October 23, 2008 (4-2)

Boston Series Sweep 1991-92 (3-0-0)
 Toronto Series Sweep 1996-97 (2-0-0)

Boston Home Shutout December 21, 2000 (4-0, Byron Dafoe)
 Boston Road Shutout February 20, 2007 (3-0, Tim Thomas)
 Toronto Home Shutout November 19, 2002 (2-0, Ed Belfour)
 Toronto Road Shutout March 25, 2004 (3-0, Ed Belfour)

Boston Home Overtime Win November 16, 2006
 (2-1; Patrice Bergeron, 0:34)

Boston Road Overtime Win January 21, 2009
 (4-3; Michael Ryder, Shootout)

Toronto Home Overtime Win February 16, 2008
 (4-3; Darcy Tucker, 3:39)

Toronto Road Overtime Win January 17, 2008
 (3-2; Mats Sundin, Shootout)

THE LONGEST BOSTON:

Win Streak vs. Toronto 7-0-0-0
 Losing Streak vs. Toronto 0-7-0-0
 Point Streak vs. Toronto 8-0-4-0

Home Win Streak vs. Toronto 7-0-0-0 (2x)
 Home Losing Streak vs. Toronto 0-6-0-0
 Home Point Streak vs. Toronto 15-0-2-0

Road Win Streak vs. Toronto 6-0-0-0
 Road Losing Streak vs. Toronto 0-7-0-0
 Road Point Streak vs. Toronto 10-0-3-0



VANCOUVER CANUCKS



General Motors Place
800 Griffiths Way
Vancouver, British Columbia V6B 6G1
(604) 899-4600
www.canucks.com

HOCKEY OPERATIONS:

President & General Manager Mike Gillis
 Vice President of Hockey Operations &
 Assistant General Manager Laurence Gilman
 Vice President of Player Personnel &
 Assistant General Manager Lorne Henning

COACHING STAFF:

Head Coach Alain Vigneault
 Associate Coach Rick Bowness
 Assistant Coaches Ryan Walter, Darryl Williams
 Goaltending Consultant Ian Clark

COMMUNICATIONS STAFF:

Director of Media Relations & Team Operations T. C. Carling
 Manager of Media Relations & Team Operations Ben Brown
 Coordinator of Media Relations & Publications Stephanie Maniago
 Assistant, Media Relations Jen Herrington

KEY STATS:

40th NHL season (began play in 1970)
 Arena: General Motors Place (capacity 18,630)
 Stanley Cups: 0
 2008-09 Regular Season: 45-27-10 (100 points, 1st in Northwest/4th in West)
 2009 Playoffs: Lost in CSF to Chicago in six games

LAST BOSTON-VANCOUVER TRADE:

January 17, 2004: Boston acquired Jiri Slegr from Vancouver for future considerations.

2009-2010 SERIES SCHEDULE:

At Boston:

Saturday, February 6

At Vancouver:

Do Not Play

LIFETIME RECORD vs. VANCOUVER:

At Home:

GP	W	L	T	OTL	GF	GA	PTS
53	39	7	7	0	219	124	85

On the Road:

GP	W	L	T	OTL	GF	GA	PTS
53	28	17	8	0	212	171	64

Overall:

GP	W	L	T	OTL	GF	GA	PTS
106	67	24	15	0	431	295	149

ENTERING 2009-2010:

Current Streak, Home 2-0-0-0
 Current Streak, Road 1-0-0-0
 Current Streak, Overall 2-0-0-0

Lifetime Shutouts For 5 (3 Home; 2 Road)
 Lifetime Shutouts Against 1 (1 Home; 0 Road)

Lifetime Overtime Record, Home 2-1-5
 Lifetime Overtime Record, Road 2-2-3
 Lifetime Overtime Record, Overall 4-3-8

Lifetime Shootout Record, Home 0-0
 Lifetime Shootout Record, Road 0-0
 Lifetime Shootout Record, Overall 0-0

THE LAST TIME vs. VANCOUVER:

Boston Home Win December 21, 2006 (2-0)
 Boston Road Win October 28, 2008 (1-0)

Vancouver Home Win December 4, 2005 (5-2)
 Vancouver Road Win March 3, 2003 (6-4)

Boston Series Sweep 2008-09 (1-0-0)
 Vancouver Series Sweep 2005-06 (1-0-0)

Boston Home Shutout December 21, 2006 (2-0, Tim Thomas)
 Boston Road Shutout October 28, 2008 (1-0, Tim Thomas)
 Vancouver Home Shutout None
 Vancouver Road Shutout January 15, 1996 (6-0, Corey Hirsch)

Boston Home Overtime Win November 15, 2003
 (2-1; Brian Rolston, 4:15)

Boston Road Overtime Win February 12, 2002
 (2-1; Glen Murray, 2:03)

Vancouver Home Overtime Win February 23, 1992
 (2-1; Pavel Bure, 2:52)

Vancouver Road Overtime Win December 9, 1993
 (3-2; Cliff Ronning, 0:37)

THE LONGEST BOSTON:

Win Streak vs. Vancouver 8-0-0-0
 Losing Streak vs. Vancouver 0-3-0-0
 Point Streak vs. Vancouver 13-0-6-0

Home Win Streak vs. Vancouver 10-0-0-0
 Home Losing Streak vs. Vancouver 0-2-0-0
 Home Point Streak vs. Vancouver 14-0-2-0

Road Win Streak vs. Vancouver 7-0-0-0
 Road Losing Streak vs. Vancouver 0-3-0-0
 Road Point Streak vs. Vancouver 5-0-4-0



WASHINGTON CAPITALS



Kettler Capitals Iceplex
627 N. Glebe Road, Suite 850
Arlington, Virginia 22203
(202) 266-2200
www.washingtoncaps.com

HOCKEY OPERATIONS:

Vice President & General Manager..... George McPhee
 Assistant General Managers:
 & Director of Player Personnel..... Brian MacLellan
 & Director of Legal Affairs..... Don Fishman

COACHING STAFF:

Head Coach..... Bruce Boudreau
 Assistant Coaches..... Dean Evason, Blaine Forsythe, Bob Woods
 Goaltending Coach..... Arturs Irbe

COMMUNICATIONS STAFF:

Vice President of Communications &
 Chief Communications Officer..... Kurt Kehl
 Senior Director of Media Relations..... Nate Ewell
 Assistant Director of Media Relations..... Paul Rovnak
 Communications Coordinator..... Kelly Murray

KEY STATS:

36th NHL season (began play in 1974)
 Arena: Verizon Center (capacity 18,277)
 Stanley Cups: 0
 2008-09 Regular Season: 50-24-8 (108 points, 1st in Southeast/2nd in East)
 2009 Playoffs: Lost in CSF to Pittsburgh in seven games

LAST BOSTON-WASHINGTON TRADE:

February 1, 2007: Boston acquired 2008 fourth round draft pick (later traded to Calgary in Ference/Kobasew trade, T.J. Brodie) from Washington for Milan Jurcina.

2009-2010 SERIES SCHEDULE:

At Boston:

Thursday, October 1
 Tuesday, February 2

At Washington:

Monday, April 5
 Sunday, April 11

LIFETIME RECORD vs. WASHINGTON:

At Home:

GP	W	L	T	OTL	GF	GA	PTS
64	38	15	9	2	230	167	87

On the Road:

GP	W	L	T	OTL	GF	GA	PTS
63	30	19	12	2	209	181	74

Overall:

GP	W	L	T	OTL	GF	GA	PTS
127	68	34	21	4	439	348	161

ENTERING 2009-2010:

Current Streak, Home 10-0-2-2
 Current Streak, Road 0-3-0-1
 Current Streak, Overall 1-0-0-1

Lifetime Shutouts For..... 7 (4 Home; 3 Road)
 Lifetime Shutouts Against..... 5 (4 Home; 1 Road)

Lifetime Overtime Record, Home 7-3-7
 Lifetime Overtime Record, Road 3-1-7
 Lifetime Overtime Record, Overall 10-4-14

Lifetime Shootout Record, Home 1-0
 Lifetime Shootout Record, Road 2-1
 Lifetime Shootout Record, Overall 3-1

THE LAST TIME vs. WASHINGTON:

Boston Home Win January 27, 2009 (3-2/OT)
 Boston Road Win February 6, 2007 (3-2/SO)

Washington Home Win January 17, 2009 (2-1)
 Washington Road Win February 28, 2009 (4-3/OT)

Boston Series Sweep 2006-07 (4-0-0)
 Washington Series Sweep 1982-83 (3-0-0)

Boston Home Shutout..... January 3, 2008 (2-0, Tim Thomas)
 Boston Road Shutout..... February 25, 2000 (3-0, John Grahame)
 Washington Home Shutout..... January 14, 2002 (1-0/OT, Olaf Kolzig)
 Washington Road Shutout..... December 2, 2000 (2-0, Olaf Kolzig)

Boston Home Overtime Win..... January 27, 2009
 (3-2; David Krejci, 1:55)

Boston Road Overtime Win..... February 6, 2007
 (3-2; Phil Kessel, Shootout)

Washington Home Overtime Win..... March 16, 2008
 (2-1; Alexander Semin, Shootout)

Washington Road Overtime Win..... February 28, 2009
 (4-3; Alexander Semin, 0:22)

THE LONGEST BOSTON:

Win Streak vs. Washington 6-0-0-0
 Losing Streak vs. Washington..... 0-3-0-0 (3x)
 Point Streak vs. Washington..... 21-0-5-0

Home Win Streak vs. Washington 6-0-0-0 (2x)
 Home Losing Streak vs. Washington..... 0-3-0-0 (2x)
 Home Point Streak vs. Washington..... 13-0-2-0

Road Win Streak vs. Washington 5-0-0-0
 Road Losing Streak vs. Washington..... 0-3-0-1
 Road Point Streak vs. Washington 9-0-4-0



YEAR-BY-YEAR SEASON SERIES BY TEAM

KEY:	GP	W	L	Overall				GP	W	L	Home				GP	W	L	Road					
				T	O	PTS	GF	GA			T	O	PTS	GF	GA			T	O	PTS	GF	GA	
BOSTON vs. ANAHEIM																							
1993-94	2	1	0	1	-	3	6	4	1	1	0	0	-	2	5	3	1	0	0	1	1	1	
1994-95	-	-	-	-	-	-	-	-	-	-	-	-	-	-	-	-	-	-	-	-	-	-	
1995-96	2	1	1	0	-	2	10	6	1	1	0	0	-	2	7	2	1	0	1	0	3	4	
1996-97	2	1	1	0	-	2	7	6	1	0	1	0	-	0	2	5	1	1	0	0	5	1	
1997-98	2	1	1	0	-	2	3	3	1	0	1	0	-	0	0	3	1	1	0	0	2	0	
1998-99	2	1	1	0	-	2	2	4	1	1	0	0	-	2	2	1	1	0	1	0	0	3	
1999-00	2	1	1	0	0	2	5	6	1	0	1	0	0	0	2	4	1	1	0	0	2	2	
2000-01	1	1	0	0	0	2	3	2	-	-	-	-	-	-	-	-	1	1	0	0	2	2	
2001-02	2	1	0	1	0	3	6	4	1	1	0	0	0	2	4	2	1	0	0	1	2	2	
2002-03	1	0	1	0	0	0	1	4	1	0	1	0	0	0	1	4	-	-	-	-	-	-	
2003-04	1	1	0	0	0	2	4	3	-	-	-	-	-	-	-	-	1	1	0	0	2	4	
2004-05	-	-	-	-	-	-	-	-	-	-	-	-	-	-	-	-	-	-	-	-	-	-	
2005-06	1	1	0	-	0	2	4	3	1	1	0	-	0	2	4	3	-	-	-	-	-	-	
2006-07	-	-	-	-	-	-	-	-	-	-	-	-	-	-	-	-	-	-	-	-	-	-	
2007-08	1	0	1	-	0	0	1	2	-	-	-	-	-	-	-	-	1	0	1	-	0	2	
2008-09	1	1	0	-	0	2	6	0	1	1	0	-	0	2	6	0	-	-	-	-	-	-	
BOSTON vs. ATLANTA																							
1999-00	4	3	0	1	0	7	14	9	2	1	0	1	0	3	7	5	2	2	0	0	4	7	4
2000-01	4	0	4	0	0	0	13	25	2	0	2	0	0	0	8	15	2	0	2	0	0	5	10
2001-02	3	3	0	0	1	7	12	8	2	1	0	0	1	3	6	6	2	2	0	0	0	4	6
2002-03	4	3	1	0	0	6	10	9	2	2	0	0	0	4	8	6	2	1	1	0	2	2	3
2003-04	4	2	0	1	1	6	17	15	2	1	0	1	0	3	7	6	2	1	0	0	1	3	10
2004-05	-	-	-	-	-	-	-	-	-	-	-	-	-	-	-	-	-	-	-	-	-	-	-
2005-06	4	2	1	-	1	5	13	13	2	1	0	-	1	3	7	7	2	1	1	-	0	2	6
2006-07	4	0	4	-	0	0	8	15	2	0	2	-	0	0	4	6	2	0	2	-	0	0	4
2007-08	4	3	1	-	0	6	12	12	2	2	0	-	0	4	7	4	2	1	1	-	0	2	5
2008-09	4	4	0	-	0	8	18	10	2	2	0	-	0	4	9	6	2	2	0	-	0	4	9
BOSTON vs. BUFFALO																							
1970-71	6	4	1	1	-	9	36	23	3	2	1	0	-	4	17	12	3	2	0	1	-	5	19
1971-72	6	3	1	2	-	8	25	20	3	2	0	1	-	5	14	6	3	1	1	1	-	3	11
1972-73	6	4	1	1	-	9	26	15	3	3	0	0	-	6	17	5	3	1	1	1	-	3	9
1973-74	5	4	1	0	-	8	24	12	3	3	0	0	-	6	18	6	2	1	1	0	-	2	6
1974-75	6	1	4	1	-	3	18	26	3	1	1	1	-	3	10	10	3	0	3	0	-	0	8
1975-76	6	3	2	1	-	7	22	24	3	2	0	1	-	5	14	10	3	1	2	0	-	2	8
1976-77	6	3	3	0	-	6	17	20	3	2	1	0	-	4	9	9	3	1	2	0	-	2	8
1977-78	6	2	4	0	-	4	16	20	3	1	2	0	-	2	10	12	3	1	2	0	-	2	6
1978-79	8	4	3	1	-	9	32	36	4	2	2	0	-	4	15	17	4	2	1	1	-	5	17
1979-80	4	2	1	1	-	5	14	12	2	1	1	0	-	2	6	8	2	1	0	1	-	3	8
1980-81	4	2	1	1	-	5	15	12	2	2	0	0	-	4	11	5	2	0	1	1	-	1	4
1981-82	8	5	2	1	-	11	36	27	4	4	0	0	-	8	22	10	4	1	2	1	-	3	14
1982-83	8	5	3	0	-	10	32	19	4	3	1	0	-	6	17	6	4	2	2	0	-	4	15
1983-84	8	4	4	0	-	8	25	27	4	2	2	0	-	4	15	15	4	2	2	0	-	4	10
1984-85	8	3	4	1	-	7	22	27	4	2	2	0	-	4	11	11	4	1	2	1	-	3	11
1985-86	8	3	3	2	-	8	33	32	4	2	1	1	-	5	15	12	4	1	2	1	-	3	18
1986-87	8	3	4	1	-	7	31	32	4	3	1	0	-	6	18	12	4	0	3	1	-	1	13
1987-88	8	4	3	1	-	9	31	18	4	2	1	1	-	5	20	8	4	2	2	0	-	4	11
1988-89	8	0	5	3	-	3	26	33	4	0	2	2	-	2	16	19	4	0	3	1	-	1	10
1989-90	8	4	3	1	-	9	26	27	4	1	2	1	-	3	13	17	4	3	1	0	-	6	13
1990-91	8	3	3	2	-	8	28	29	4	2	2	0	-	4	15	15	4	1	1	2	-	4	13
1991-92	8	3	3	2	-	8	26	32	4	3	0	1	-	7	17	11	4	0	3	1	-	1	9
1992-93	7	4	3	0	-	8	19	19	3	2	1	0	-	4	10	7	4	2	2	0	-	4	9
1993-94	5	1	3	1	-	3	11	19	2	0	1	1	-	1	6	8	3	1	2	0	-	2	5
1994-95	4	3	0	1	-	7	13	8	2	1	0	1	-	3	5	2	2	2	0	0	-	4	8
1995-96	6	5	1	0	-	10	25	18	3	3	0	0	-	6	15	9	3	2	1	0	-	4	10
1996-97	5	0	5	0	-	0	5	22	3	0	3	0	-	0	3	12	2	0	2	0	-	0	2
1997-98	6	2	2	2	-	6	11	15	3	1	1	1	-	3	3	7	3	1	1	1	-	3	8
1998-99	5	1	4	0	-	2	7	14	2	1	1	0	-	2	3	5	3	0	3	0	-	0	4
1999-00	5	2	1	1	1	6	7	8	3	2	0	1	0	5	4	0	2	0	1	0	1	3	8
2000-01	5	3	2	0	0	6	10	12	2	0	2	0	0	0	1	6	3	3	0	0	0	6	9
2001-02	5	3	1	1	0	7	14	10	3	2	0	1	0	5	9	5	2	1	1	0	0	2	5
2002-03	5	3	2	0	0	6	20	17	2	2	0	0	0	4	12	6	3	1	2	0	0	2	8
2003-04	6	5	1	0	0	10	19	12	3	2	1	0	0	4	9	8	3	3	0	0	0	6	10
2004-05	-	-	-	-	-	-	-	-	-	-	-	-	-	-	-	-	-	-	-	-	-	-	-
2005-06	8	1	7	-	0	2	20	31	4	1	3	-	0	2	12	14	4	0	4	-	0	0	8
2006-07	8	2	5	-	1	5	20	36	4	1	2	-	1	3	10	16	4	1	3	-	0	2	10
2007-08	8	4	2	-	2	10	16	18	4	2	2	-	0	4	8	11	4	2	0	-	2	6	8
2008-09	6	2	3	-	1	5	17	20	3	2	1	-	0	4	12	9	3	0	2	-	1	1	5
BOSTON vs. CALGARY*																							
1972-73	5	5	0	0	-	10	20	5	2	2	0	0	-	4	10	2	3	3	0	0	-	6	10
1973-74	5	2	3	0	-	4	16	16	3	2	1	0	-	4	12	8	2	0	2	0	-	0	4
1974-75	5	4	0	1	-	9	21	13	3	3	0	0	-	6	14	8	2	1	0	1	-	3	7
1975-76	5	3	2	0	-	6	15	19	2	1	1	0	-	2	6	5	3	2	1	0	-	4	9
1976-77	4	2	2	0	-	4	10	11	2	2	0	0	-	4	6	2	2	0	2	0	-	0	4
1977-78	4	2	1	1	-	5	15	14	2	1	0	1	-	3	6	5	2	1	1	0	-	2	9
1978-79	4	3	1	0	-	6	18	12	2	2	0	0	-	4	7	3	2	1	1	0	-	2	11
1979-80	4	4	0	0	-	8	21	11	2	2	0	0	-	4	11	6	2	2	0	0	-	2	10
1980-81	4	1	3	0	-	2	8	15	2	1													

YEAR-BY-YEAR SEASON SERIES BY TEAM

KEY:	Overall								Home								Road							
	GP	W	L	T	O	PTS	GF	GA	GP	W	L	T	O	PTS	GF	GA	GP	W	L	T	O	PTS	GF	GA
1985-86	3	2	1	0	-	4	13	12	1	1	0	0	-	2	3	2	2	1	1	0	-	2	10	10
1986-87	3	2	1	0	-	4	14	8	2	1	1	0	-	2	8	8	1	1	0	0	-	2	6	0
1987-88	3	2	1	0	-	4	17	15	1	0	1	0	-	0	5	7	2	2	0	0	-	4	12	8
1988-89	3	1	2	0	-	2	7	12	2	0	2	0	-	0	3	9	1	1	0	0	-	2	4	3
1989-90	3	1	1	1	-	3	9	10	1	0	0	1	-	1	2	2	2	1	1	0	-	2	7	8
1990-91	3	1	2	0	-	2	7	14	2	1	1	0	-	2	6	6	1	0	1	0	-	0	1	8
1991-92	3	1	1	1	-	3	11	11	2	1	0	1	-	3	7	5	1	0	1	0	-	0	4	6
1992-93	2	2	0	0	-	4	9	5	1	1	0	0	-	2	5	3	1	1	0	0	-	2	4	2
1993-94	2	1	0	1	-	3	9	6	1	1	0	0	-	2	6	3	1	0	0	1	-	1	3	3
1994-95	-	-	-	-	-	-	-	-	-	-	-	-	-	-	-	-	-	-	-	-	-	-	-	-
1995-96	2	2	0	0	-	4	8	4	1	1	0	0	-	2	6	3	1	1	0	0	-	2	2	1
1996-97	2	0	1	1	-	1	2	6	1	0	0	1	-	1	1	1	1	0	1	0	-	0	1	5
1997-98	2	1	1	0	-	2	5	5	1	0	1	0	-	0	2	5	1	1	0	0	-	2	3	0
1998-99	2	1	1	0	-	2	8	5	1	1	0	0	-	2	5	1	1	0	1	0	-	0	3	4
1999-00	1	0	0	0	1	1	3	4	1	0	0	0	1	1	3	4	-	-	-	-	-	-	-	-
2000-01	1	0	1	0	0	0	2	3	-	-	-	-	-	-	-	-	1	0	1	0	0	0	2	3
2001-02	1	1	0	0	0	2	3	2	1	1	0	0	0	2	3	2	-	-	-	-	-	-	-	-
2002-03	2	1	0	1	0	3	10	5	1	1	0	0	0	2	7	2	1	0	0	1	0	1	3	3
2003-04	1	0	1	0	0	0	0	5	1	0	1	0	0	0	0	5	-	-	-	-	-	-	-	-
2004-05	-	-	-	-	-	-	-	-	-	-	-	-	-	-	-	-	-	-	-	-	-	-	-	-
2005-06	1	0	1	-	0	0	0	3	-	-	-	-	-	-	-	-	1	0	1	-	0	0	0	3
2006-07	1	1	0	-	0	2	3	2	1	1	0	-	0	2	3	2	-	-	-	-	-	-	-	-
2007-08	-	-	-	-	-	-	-	-	-	-	-	-	-	-	-	-	-	-	-	-	-	-	-	-
2008-09	1	0	1	-	0	0	2	3	-	-	-	-	-	-	-	-	1	0	1	-	0	0	2	3

* -- Franchise in Atlanta, 1972-73--1979-80; Franchise in Calgary, 1980-81--present

BOSTON vs. CAROLINA*

1979-80	4	2	1	1	-	5	14	16	2	1	0	1	-	3	6	5	2	1	1	0	-	2	8	11
1980-81	4	1	1	2	-	4	15	14	2	1	0	1	-	3	8	6	2	0	1	1	-	1	7	8
1981-82	8	4	2	2	-	10	35	21	4	3	0	1	-	7	20	7	4	1	2	1	-	3	15	14
1982-83	8	6	2	0	-	12	39	26	4	3	1	0	-	6	24	13	4	3	1	0	-	6	15	13
1983-84	8	5	2	1	-	11	31	21	4	3	0	1	-	7	15	9	4	2	2	0	-	4	16	12
1984-85	8	4	4	0	-	8	34	28	4	3	1	0	-	6	17	10	4	1	3	0	-	2	17	18
1985-86	8	4	3	1	-	9	26	29	4	3	1	0	-	6	13	9	4	1	2	1	-	3	13	20
1986-87	8	2	6	0	-	4	27	38	4	2	2	0	-	4	21	18	4	0	4	0	-	0	6	20
1987-88	8	4	3	1	-	9	28	21	4	3	1	0	-	6	17	9	4	1	2	1	-	3	11	12
1988-89	8	5	3	0	-	10	32	21	4	2	2	0	-	4	11	11	4	3	1	0	-	6	21	10
1989-90	8	4	3	1	-	9	27	22	4	2	2	0	-	4	10	8	4	2	1	1	-	5	17	14
1990-91	8	5	2	1	-	11	32	17	4	3	1	0	-	6	21	9	4	2	1	1	-	5	11	8
1991-92	8	6	1	1	-	13	31	27	4	4	0	0	-	8	18	12	4	2	1	1	-	5	13	15
1992-93	7	6	1	0	-	12	31	21	4	4	0	0	-	8	16	12	3	2	1	0	-	4	15	9
1993-94	5	3	1	1	-	7	15	11	3	1	1	1	-	3	9	8	2	2	0	0	-	4	6	3
1994-95	4	3	1	0	-	6	13	9	2	2	0	0	-	4	6	4	2	1	1	0	-	2	7	5
1995-96	6	5	1	0	-	10	20	11	3	3	0	0	-	6	11	4	3	2	1	0	-	4	9	7
1996-97	6	1	4	1	-	3	18	28	3	0	2	1	-	1	9	13	3	1	2	0	-	2	9	15
1997-98	5	2	3	0	-	4	9	12	3	1	2	0	-	2	5	7	2	1	1	0	-	2	4	5
1998-99	5	2	2	1	-	5	9	8	2	0	1	1	-	1	0	2	3	2	1	0	-	4	9	6
1999-00	4	2	2	0	0	4	11	14	2	0	2	0	0	0	4	10	2	2	0	0	0	4	7	4
2000-01	4	1	3	0	0	2	11	13	2	1	1	0	0	2	5	4	2	0	2	0	0	0	6	9
2001-02	4	2	2	0	0	4	11	13	2	0	2	0	0	0	2	8	2	2	0	0	0	4	9	5
2002-03	4	2	1	1	0	5	10	8	2	1	1	0	0	2	5	5	2	1	0	1	0	3	5	3
2003-04	4	1	2	1	0	3	7	9	2	0	2	0	0	0	1	4	2	1	0	1	0	3	6	5
2004-05	-	-	-	-	-	-	-	-	-	-	-	-	-	-	-	-	-	-	-	-	-	-	-	-
2005-06	4	1	1	-	2	4	13	14	2	1	0	-	1	3	7	6	2	0	1	-	1	1	6	8
2006-07	4	1	3	-	0	2	9	18	2	0	2	-	0	0	3	10	2	1	1	-	0	2	6	8
2007-08	4	1	3	-	0	2	7	10	2	0	2	-	0	0	2	4	2	1	1	-	0	2	5	6
2008-09	4	4	0	-	0	8	18	6	2	2	0	-	0	4	9	3	2	2	0	-	0	4	9	3

* -- Franchise in Hartford, 1979-80--1996-97; Franchise in Carolina, 1997-98--present

BOSTON vs. CHICAGO

1926-27	6	3	2	1	-	7	14	15	3	2	1	0	-	4	9	7	3	1	1	1	-	3	5	8
1927-28	6	4	0	2	-	10	11	4	3	2	0	1	-	5	5	2	3	2	0	1	-	5	6	2
1928-29	6	4	1	1	-	9	22	5	3	2	1	0	-	4	16	4	3	2	0	1	-	5	6	1
1929-30	6	3	3	0	-	6	17	13	3	3	0	0	-	6	13	5	3	0	3	0	-	0	4	8
1930-31	6	2	4	0	-	4	12	13	3	2	1	0	-	4	10	7	3	0	3	0	-	0	2	6
1931-32	8	2	4	2	-	6	13	13	4	1	2	1	-	3	8	9	4	1	2	1	-	3	5	4
1932-33	6	3	2	1	-	7	11	10	3	2	1	0	-	4	9	8	3	1	1	1	-	3	2	2
1933-34	6	3	2	1	-	7	8	6	3	2	1	0	-	4	6	4	3	1	1	1	-	3	2	2
1934-35	6	1	4	1	-	3	7	20	3	0	3	0	-	0	4	14	3	1	1	1	-	3	3	6
1935-36	8	3	4	1	-	7	16	13	4	3	1	0	-	6	11	4	4	0	3	1	-	1	5	9
1936-37	8	5	2	1	-	11	23	14	4	1	2	1	-	3	11	10	4	4	0	0	-	8	12	4
1937-38	8	6	2	0	-	12	29	13	4	4	0	0	-	8	16	4	4	2	2	0	-	4	13	9
1938-39	8	8	0	0	-	16	32	7	4	4	0	0	-	8	17	5	4	4	0	0	-	8	15	2
1939-40	8	6	1	1	-	13	29	11	4	4	0	0	-	8	20	4	4	2	1	1	-	5	9	7
1940-41	8	4	2	2	-	10	25	22	4	2	1	1	-	5	13	12	4	2	1	1	-	5	12	10
1941-42	8	3	3	2	-	8	26	21	4	2	1	1	-	5	17	10	4	1	2	1	-	3	9	11
1942-43	10	3	4	3	-	9	41	41	5	3	1	1	-	7	27	21	5	0	3	2	-	2	14	20
1943-44	10	5	5	0	-	10	40	44	5	4	1	0	-	8	22	18	5	1	4	0	-	2	18	26
1944-45	10	7	3	0	-	14	41	32	5	4	1	0	-	8	22	15	5	3	2	0	-	6	19	17
1945-46	10	4	6	0	-	8	34	41	5	4	1	0	-	8	23	17	5	0	5	0	-	0	11	24
1946-47	12	6	5	1	-	13	51	41	6	4	1	1	-	9	25	15	6	2	4	0	-	4	26	26
1947-48	12	3	7	2	-	8	32	49	6	1	3	2	-	4	16	26	6	2	4	0	-	4	16	23
1948-49	12	6	5	1	-	13	41	36	6	5	1	0	-	10	26	13	6	1	4	1	-	3	15	23
1949-50	14	5	7	2	-	12	58	66	7	3	3	1	-	7	34	30	7	2	4	1	-	5	24	36
1950-51	14	9	4	1	-	19	62	48	7	5	1	1	-	15	39	24	7	4	3	0	-	8	23	24

YEAR-BY-YEAR SEASON SERIES BY TEAM

KEY:	Overall								Home								Road							
	GP	W	L	T	O	PTS	GF	GA	GP	W	L	T	O	PTS	GF	GA	GP	W	L	T	O	PTS	GF	GA
1951-52	14	9	3	2	-	20	48	29	7	5	2	0	-	10	24	16	7	4	1	2	-	10	24	13
1952-53	14	4	5	5	-	13	34	31	7	4	1	2	-	10	22	13	7	0	4	3	-	3	8	18
1953-54	14	11	1	2	-	24	49	31	7	7	0	0	-	14	34	14	7	4	1	2	-	10	15	17
1954-55	14	7	4	3	-	17	41	43	7	4	2	1	-	9	23	18	7	3	2	2	-	8	18	25
1955-56	14	3	8	3	-	9	24	46	7	1	4	2	-	4	13	24	7	2	4	1	-	5	11	22
1956-57	14	8	5	1	-	17	45	37	7	6	1	0	-	12	25	12	7	2	4	1	-	5	20	25
1957-58	14	7	3	4	-	18	40	31	7	4	1	2	-	10	26	21	7	3	2	2	-	8	14	10
1958-59	14	6	7	1	-	13	46	46	7	4	3	0	-	8	21	20	7	2	4	1	-	5	24	26
1959-60	14	5	6	3	-	13	40	46	7	3	3	1	-	7	25	25	7	2	3	2	-	6	15	21
1960-61	14	4	6	4	-	12	40	46	7	4	1	2	-	10	24	14	7	0	5	2	-	2	16	32
1961-62	14	2	10	2	-	6	32	65	7	1	5	1	-	3	18	31	7	1	5	1	-	3	14	34
1962-63	14	2	10	2	-	6	34	56	7	1	5	1	-	3	14	30	7	1	5	1	-	3	20	26
1963-64	14	3	9	2	-	8	33	49	7	2	4	1	-	5	17	23	7	1	5	1	-	3	16	26
1964-65	14	6	8	0	-	12	35	57	7	4	3	0	-	8	18	20	7	2	5	0	-	4	17	37
1965-66	14	4	8	2	-	10	33	59	7	4	2	1	-	9	20	26	7	0	6	1	-	1	13	33
1966-67	14	2	11	1	-	5	28	59	7	0	7	0	-	0	13	36	7	2	4	1	-	5	15	23
1967-68	10	5	3	2	-	12	47	27	5	3	0	2	-	8	29	10	5	2	3	0	-	4	18	17
1968-69	8	5	2	1	-	11	44	33	4	3	0	1	-	7	27	16	4	2	2	0	-	4	17	17
1969-70	8	3	3	2	-	8	21	19	4	3	1	0	-	6	12	3	4	0	2	2	-	2	9	16
1970-71	6	2	3	1	-	5	19	17	3	2	0	1	-	5	12	7	3	0	3	0	-	0	7	10
1971-72	6	4	1	1	-	9	20	13	3	2	0	1	-	5	11	8	3	2	1	0	-	4	9	5
1972-73	5	2	3	0	-	4	17	16	3	1	2	0	-	2	9	10	2	1	1	0	-	2	8	6
1973-74	5	0	2	3	-	3	13	18	2	0	1	1	-	1	3	4	3	0	1	2	-	2	10	14
1974-75	4	2	2	0	-	4	14	15	2	2	0	0	-	4	11	3	2	0	2	0	-	0	3	12
1975-76	4	3	0	1	-	7	17	10	2	2	0	0	-	4	9	5	2	1	0	1	-	3	8	5
1976-77	4	4	0	0	-	8	22	12	2	2	0	0	-	4	13	7	2	2	0	0	-	4	9	5
1977-78	4	3	1	0	-	6	13	4	2	2	0	0	-	4	8	0	2	1	1	0	-	2	5	4
1978-79	5	3	1	1	-	7	23	14	2	2	0	0	-	4	10	3	3	1	1	1	-	3	13	11
1979-80	4	2	2	0	-	4	13	10	2	1	1	0	-	2	6	4	2	1	1	0	-	2	7	6
1980-81	4	3	1	0	-	6	18	8	2	2	0	0	-	4	12	3	2	1	1	0	-	2	6	5
1981-82	3	1	2	0	-	2	12	14	1	0	1	0	-	0	3	4	2	1	1	0	-	2	9	10
1982-83	3	3	0	0	-	6	14	6	2	2	0	0	-	4	10	5	1	1	0	0	-	2	4	1
1983-84	3	1	2	0	-	2	8	11	1	0	1	0	-	0	2	5	2	1	1	0	-	2	6	6
1984-85	3	0	3	0	-	0	9	12	2	0	2	0	-	0	6	8	1	0	1	0	-	0	3	4
1985-86	3	1	2	0	-	2	12	13	1	1	0	0	-	2	5	4	2	0	2	0	-	0	7	9
1986-87	3	1	1	1	-	3	14	16	2	0	1	1	-	1	6	10	1	1	0	0	-	2	8	6
1987-88	3	3	0	0	-	6	16	8	1	1	0	0	-	2	7	3	2	2	0	0	-	4	9	5
1988-89	3	3	0	0	-	6	24	8	2	2	0	0	-	4	14	5	1	1	0	0	-	2	10	3
1989-90	3	3	0	0	-	6	14	7	1	1	0	0	-	2	4	3	2	2	0	0	-	4	10	4
1990-91	3	2	1	0	-	4	11	11	2	2	0	0	-	4	10	7	1	0	1	0	-	0	1	4
1991-92	3	1	2	0	-	2	7	9	1	0	1	0	-	0	1	2	2	1	1	0	-	2	6	7
1992-93	2	0	2	0	-	0	5	9	1	0	1	0	-	0	2	3	1	0	1	0	-	0	3	6
1993-94	2	1	1	0	-	2	8	5	1	0	1	0	-	0	4	5	1	1	0	0	-	2	4	0
1994-95	-	-	-	-	-	-	-	-	-	-	-	-	-	-	-	-	-	-	-	-	-	-	-	-
1995-96	2	0	2	0	-	0	2	8	1	0	1	0	-	0	2	5	1	0	1	0	-	0	0	3
1996-97	2	0	1	1	-	1	6	8	1	0	0	1	-	1	3	3	1	0	1	0	-	0	3	5
1997-98	2	0	2	0	-	0	1	3	1	0	1	0	-	0	1	2	1	0	1	0	-	0	0	1
1998-99	2	1	0	1	-	3	9	6	1	0	0	1	-	1	3	3	1	1	0	0	-	2	6	3
1999-00	2	0	1	0	1	1	7	14	1	0	1	0	-	0	3	9	1	0	0	0	1	1	4	5
2000-01	1	1	0	0	0	2	5	4	1	1	0	0	0	2	5	4	-	-	-	-	-	-	-	-
2001-02	2	1	0	1	0	3	5	4	1	1	0	0	0	2	2	1	1	0	0	1	0	1	3	3
2002-03	2	0	2	0	0	0	6	11	1	0	1	0	0	0	1	3	1	0	1	0	0	0	5	8
2003-04	1	0	0	0	1	1	1	2	-	-	-	-	-	-	-	-	1	0	0	0	1	1	1	2
2004-05	-	-	-	-	-	-	-	-	-	-	-	-	-	-	-	-	-	-	-	-	-	-	-	-
2005-06	-	-	-	-	-	-	-	-	-	-	-	-	-	-	-	-	-	-	-	-	-	-	-	-
2006-07	1	1	0	-	0	2	5	3	-	-	-	-	-	-	-	-	1	1	0	-	0	2	5	3
2007-08	1	1	0	-	0	2	3	1	1	1	0	-	0	2	3	1	-	-	-	-	-	-	-	-
2008-09	2	2	0	-	0	4	6	4	1	1	0	-	0	2	5	3	1	1	0	-	0	2	1	1
BOSTON vs. COLORADO*																								
1979-80	4	4	0	0	-	8	22	10	2	2	0	0	-	4	14	6	2	2	0	0	-	4	8	4
1980-81	4	1	3	0	-	2	15	18	2	0	2	0	-	0	6	9	2	1	1	0	-	2	9	9
1981-82	8	4	4	0	-	8	37	39	4	1	3	0	-	2	16	25	4	3	1	0	-	6	21	14
1982-83	8	5	2	1	-	11	39	31	4	2	1	1	-	5	12	9	4	3	1	0	-	6	27	22
1983-84	8	4	4	0	-	8	37	4																

YEAR-BY-YEAR SEASON SERIES BY TEAM

KEY:	Overall								Home								Road							
	GP	W	L	T	O	PTS	GF	GA	GP	W	L	T	O	PTS	GF	GA	GP	W	L	T	O	PTS	GF	GA
2004-05	-	-	-	-	-	-	-	-	-	-	-	-	-	-	-	-	-	-	-	-	-	-	-	-
2005-06	-	0	-	-	0	0	1	4	-	-	-	-	-	-	-	-	-	0	-	-	0	0	1	4
2006-07	1	0	1	-	0	0	0	2	1	0	1	-	0	0	0	2	1	-	1	-	-	-	-	-
2007-08	-	-	-	-	-	-	-	-	-	-	-	-	-	-	-	-	-	-	-	-	-	-	-	-
2008-09	1	1	0	-	0	2	5	4	-	-	-	-	-	-	-	-	1	1	0	-	0	2	5	4

* -- Franchise in Quebec, 1979-80--1994-95; Franchise in Colorado, 1995-96--present

BOSTON vs. COLUMBUS

2000-01	1	0	0	0	1	1	2	3	-	-	-	-	-	-	-	-	1	0	0	0	1	1	2	3
2001-02	2	1	1	0	0	2	9	5	1	0	1	0	0	0	1	5	1	1	0	0	0	2	8	0
2002-03	1	1	0	0	0	2	7	2	1	1	0	0	0	2	7	2	-	-	-	-	-	-	-	-
2003-04	1	1	0	0	0	2	4	0	-	-	-	-	-	-	-	-	1	1	0	0	0	2	4	0
2004-05	-	-	-	-	-	-	-	-	-	-	-	-	-	-	-	-	-	-	-	-	-	-	-	-
2005-06	-	-	-	-	-	-	-	-	-	-	-	-	-	-	-	-	-	-	-	-	-	-	-	-
2006-07	1	0	0	-	1	1	4	5	-	-	-	-	-	-	-	-	1	0	0	-	1	1	4	5
2007-08	1	1	0	-	0	2	2	0	1	1	0	-	0	2	2	0	-	-	-	-	-	-	-	-
2008-09	1	0	1	-	0	0	0	2	-	-	-	-	-	-	-	-	1	0	1	-	0	0	0	2

BOSTON vs. DALLAS*

1967-68	4	2	2	0	-	4	21	13	2	2	0	0	-	4	14	3	2	0	2	0	-	0	7	10
1968-69	6	4	0	2	-	10	22	11	3	3	0	0	-	6	13	4	3	1	0	2	-	4	9	7
1969-70	6	4	1	1	-	9	24	16	3	2	0	1	-	5	13	7	3	2	1	0	-	4	11	9
1970-71	6	5	0	1	-	11	36	12	3	2	0	1	-	5	16	6	3	3	0	0	-	6	20	6
1971-72	6	5	0	1	-	11	31	16	6	3	0	0	-	6	18	6	3	2	0	1	-	5	13	10
1972-73	5	3	1	1	-	7	13	11	2	1	0	1	-	3	6	4	3	2	1	0	-	4	7	7
1973-74	5	3	0	2	-	8	21	10	3	2	0	1	-	5	11	5	2	1	0	1	-	3	10	5
1974-75	4	3	0	1	-	7	24	6	2	2	0	0	-	4	13	3	2	1	0	1	-	3	11	3
1975-76	4	3	0	1	-	7	19	5	2	1	0	1	-	3	8	2	2	2	0	0	-	3	11	3
1976-77	4	1	2	1	-	3	11	10	2	1	0	1	-	3	9	5	2	0	2	0	-	0	2	5
1977-78	4	3	1	0	-	6	14	8	2	2	0	0	-	4	11	4	2	1	1	0	-	2	3	4
1978-79	8	5	0	3	-	13	36	22	4	3	0	1	-	7	22	12	4	2	0	2	-	6	14	10
1979-80	4	2	2	0	-	4	12	11	2	2	0	0	-	4	7	2	2	0	2	0	-	0	5	9
1980-81	4	2	1	1	-	5	14	10	2	2	0	0	-	4	9	4	2	0	1	1	-	1	5	6
1981-82	3	1	2	0	-	2	10	12	2	0	2	0	-	0	6	10	1	1	0	0	-	2	4	2
1982-83	3	3	0	0	-	6	15	8	1	1	0	0	-	2	4	3	2	2	0	0	-	4	11	5
1983-84	3	1	2	0	-	2	12	11	2	0	2	0	-	0	4	10	1	1	0	0	-	2	8	1
1984-85	3	3	0	0	-	6	12	8	1	1	0	0	-	2	4	3	2	2	0	0	-	4	8	5
1985-86	3	3	0	0	-	6	12	6	2	2	0	0	-	4	7	3	1	1	0	0	-	2	5	3
1986-87	3	3	0	0	-	6	12	5	1	1	0	0	-	2	6	2	2	2	0	0	-	4	6	3
1987-88	3	3	0	0	-	6	20	10	2	2	0	0	-	4	13	5	1	1	0	0	-	2	7	5
1988-89	3	0	2	1	-	1	6	13	1	0	1	0	-	0	1	4	2	0	1	1	-	1	5	9
1989-90	3	2	1	0	-	4	13	11	2	1	1	0	-	2	10	9	1	1	0	0	-	2	3	2
1990-91	3	1	0	2	-	4	13	9	1	1	0	0	-	2	6	2	2	0	0	2	-	2	7	7
1991-92	2	1	1	0	-	2	3	6	1	1	0	0	-	2	3	2	1	0	1	0	-	0	0	4
1992-93	2	0	1	1	-	1	6	8	1	0	0	1	-	1	3	3	1	0	1	0	-	0	3	5
1993-94	2	1	0	1	-	3	5	2	1	0	0	1	-	1	2	2	1	1	0	0	-	2	3	0
1994-95	-	-	-	-	-	-	-	-	-	-	-	-	-	-	-	-	-	-	-	-	-	-	-	-
1995-96	2	1	1	0	-	2	11	10	1	1	0	0	-	2	6	4	1	0	1	0	-	0	5	6
1996-97	2	1	1	0	-	2	7	8	1	1	0	0	-	2	3	2	1	0	1	0	-	0	4	6
1997-98	2	0	1	1	-	1	3	5	1	0	1	0	-	0	0	2	1	0	0	1	-	1	3	3
1998-99	2	0	2	0	-	0	2	9	1	0	1	0	-	0	1	3	1	0	1	0	-	0	1	6
1999-00	1	0	0	1	0	1	2	2	-	-	-	-	-	-	-	-	1	0	0	1	0	1	2	2
2000-01	2	0	1	0	1	1	4	9	1	0	1	0	0	0	0	4	1	0	0	0	1	1	4	5
2001-02	1	0	1	0	0	0	1	2	-	-	-	-	-	-	-	-	1	0	1	0	0	0	1	2
2002-03	1	0	0	1	0	1	5	5	1	0	0	1	0	1	5	5	1	-	-	-	-	-	-	-
2003-04	2	2	0	0	0	4	6	1	1	1	0	0	0	2	4	1	1	1	0	0	0	0	2	0
2004-05	-	-	-	-	-	-	-	-	-	-	-	-	-	-	-	-	-	-	-	-	-	-	-	-
2005-06	1	0	0	-	1	1	1	2	1	0	0	-	1	1	1	2	-	-	-	-	-	-	-	-
2006-07	-	-	-	-	-	-	-	-	-	-	-	-	-	-	-	-	-	-	-	-	-	-	-	-
2007-08	1	0	1	-	0	0	1	4	-	-	-	-	-	-	-	-	1	0	1	-	0	0	1	4
2008-09	1	1	0	-	0	2	5	1	1	1	0	-	0	2	5	1	-	-	-	-	-	-	-	-

* -- Franchise in Minnesota, 1967-68--1992-93; Franchise in Dallas, 1993-94--present

BOSTON vs. DETROIT

1926-27	6	5	1	0	-	10	19	8	3	3	0	0	-	6	12	4	3	2	1	0	-	4	7	4
1927-28	6	4	2	0	-	8	18	15	3	3	0	0	-	6	12	4	3	1	2	0	-	2	6	11
1928-29	6	4	1	1	-	9	13	7	3	3	0	0	-	6	7	3	3	1	1	1	-	3	6	4
1929-30	6	6	0	0	-	12	24	12	3	3	0	0	-	6	10	4	3	3	0	0	-	6	14	8
1930-31	6	4	1	1	-	9	22	14	3	3	0	0	-	6	14	6	3	1	1	1	-	3	8	8
1931-32	8	3	1	4	-	10	11	6	4	3	1	0	-	6	9	4	4	0	0	4	-	4	2	2
1932-33	6	2	3	1	-	5	15	9	3	2	0	1	-	5	12	2	3	0	3	0	-	0	3	7
1933-34	6	1	4	1	-	3	12	15	3	0	3	0	-	0	4	11	3	1	1	1	-	3	8	4
1934-35	6	5	0	1	-	11	17	10	3	3	0	0	-	6	9	5	3	2	0	1	-	5	8	5
1935-36	8	5	3	0	-	10	18	11	4	3	1	0	-	6	8	3	4	2	2	0	-	4	10	8
1936-37	8	1	7	0	-	2	18	28	4	1	3	0	-	2	12	10	4	0	4	0	-	0	6	18
1937-38	8	5	2	1	-	11	29	15	4	3	1	0	-	6	16	6	4	2	1	1	-	5	13	9
1938-39	8	7	1	0	-	14	25	8	4	4	0	0	-	8	13	3	4	3	1	0	-	6	12	5
1939-40	8	5	3	0	-	10	32	19	4	4	0	0	-	8	23	7	4	1	3	0	-	2	9	12
1940-41	8	3	0	5	-	11	23	14	4	2	0	2	-	6	13	6	4	1	0	3	-	5	10	8
1941-42	8	4	2	2	-	10	25	16	4	3	0	1	-	7	15	5	4	1	2	1	-	3	10	11
1942-43	10	4	4	2	-	10	22	25	5	3	1	1	-	7	16	12	5	1	3	1	-	3	6	13
1943-44	10	1	7	2	-	4	42	58	5	1	3	1	-	3	19	26	5	0	4	1	-	1	23	32
1944-45	10	0	9	1	-	1	32	58	5	0	4	1	-	1	14	22	5	0	5	0	-	0	18	36
1945-46	10	4	3	3	-	11	26	24	5	3	0	2	-	8	15	6	5	1	3	1	-	3	11	18
1946-47	12	6	3	3	-	15	35	29	6	5	0	1	-	11	25	11	6	1	3	2	-	4	10	

YEAR-BY-YEAR SEASON SERIES BY TEAM

KEY:	Overall								Home								Road							
	GP	W	L	T	O	PTS	GF	GA	GP	W	L	T	O	PTS	GF	GA	GP	W	L	T	O	PTS	GF	GA
1947-48	12	4	6	2	-	10	29	29	6	1	3	2	-	4	15	17	6	3	3	0	-	6	14	12
1948-49	12	5	4	3	-	13	37	41	6	2	2	2	-	6	16	15	6	3	2	1	-	7	21	26
1949-50	14	3	8	3	-	9	36	50	7	2	5	0	-	4	21	30	7	1	3	3	-	5	15	20
1950-51	14	2	8	4	-	8	25	37	7	2	3	2	-	6	16	15	7	0	5	2	-	2	9	22
1951-52	14	3	8	3	-	9	23	35	7	2	3	2	-	6	14	16	7	1	5	1	-	3	9	19
1952-53	14	2	10	2	-	6	19	62	7	2	4	1	-	5	13	27	7	0	6	1	-	1	6	35
1953-54	14	3	8	3	-	9	29	42	7	2	3	2	-	6	18	18	7	1	5	1	-	3	11	24
1954-55	14	3	7	4	-	10	37	45	7	3	3	1	-	7	27	22	7	0	4	3	-	3	10	23
1955-56	14	3	8	3	-	9	25	35	7	3	3	1	-	7	12	13	7	0	5	2	-	2	13	22
1956-57	14	7	4	3	-	17	36	33	7	3	2	2	-	8	20	18	7	4	2	1	-	9	16	15
1957-58	14	8	5	1	-	17	48	37	7	6	1	0	-	12	32	14	7	2	4	1	-	5	16	23
1958-59	14	8	5	1	-	17	39	34	7	6	1	0	-	12	21	11	7	2	4	1	-	5	18	23
1959-60	14	5	8	1	-	11	43	46	7	4	2	1	-	9	23	19	7	1	6	0	-	2	20	27
1960-61	14	4	8	2	-	10	37	54	7	3	3	1	-	7	21	23	7	1	5	1	-	3	16	31
1961-62	14	4	8	2	-	10	30	47	7	3	2	2	-	8	19	18	7	1	6	0	-	2	11	29
1962-63	14	2	7	5	-	9	45	54	7	1	3	3	-	5	22	25	7	1	4	2	-	4	23	29
1963-64	14	3	10	1	-	7	24	38	7	3	3	1	-	7	17	17	7	0	7	0	-	0	7	21
1964-65	14	3	10	1	-	7	29	56	7	2	4	1	-	5	17	22	7	1	6	0	-	2	12	34
1965-66	14	2	11	1	-	5	35	64	7	1	6	0	-	2	19	31	7	1	5	1	-	3	16	33
1966-67	14	6	6	2	-	14	53	51	7	5	1	1	-	11	39	22	7	1	5	1	-	3	14	29
1967-68	10	5	3	2	-	12	43	41	5	3	1	1	-	7	26	24	5	2	2	1	-	5	17	17
1968-69	8	3	2	3	-	9	28	26	4	3	0	1	-	7	14	7	4	0	2	2	-	2	14	19
1969-70	8	1	2	5	-	7	24	27	4	1	0	3	-	5	15	13	4	0	2	2	-	2	9	14
1970-71	6	5	1	0	-	10	36	18	3	3	0	0	-	6	20	8	3	2	1	0	-	4	16	10
1971-72	6	5	1	0	-	10	26	18	3	3	0	0	-	6	16	7	3	2	1	0	-	4	10	11
1972-73	5	3	2	0	-	6	26	16	3	2	1	0	-	4	18	8	2	1	1	0	-	2	8	8
1973-74	6	4	1	1	-	9	37	14	3	3	0	0	-	6	22	2	3	1	1	1	-	3	15	12
1974-75	5	4	1	0	-	8	31	21	3	2	1	0	-	4	18	14	2	2	0	0	-	4	13	7
1975-76	5	3	0	2	-	8	25	9	2	2	0	0	-	4	14	3	3	1	0	2	-	4	11	6
1976-77	5	4	1	0	-	8	27	14	3	2	1	0	-	4	15	10	2	2	0	0	-	4	12	4
1977-78	5	4	0	1	-	9	27	10	2	2	0	0	-	4	13	5	3	2	0	1	-	5	14	5
1978-79	4	3	1	0	-	6	18	18	2	2	0	0	-	4	11	7	2	1	1	0	-	2	7	11
1979-80	4	2	1	1	-	5	18	17	2	1	0	1	-	3	10	8	2	1	1	0	-	2	8	9
1980-81	4	2	0	2	-	6	19	14	2	2	0	0	-	4	12	7	2	0	0	2	-	2	7	7
1981-82	3	2	0	1	-	5	14	10	1	1	0	0	-	2	5	3	2	1	0	1	-	3	9	7
1982-83	3	3	0	0	-	6	17	4	2	2	0	0	-	4	14	3	1	1	0	0	-	2	3	1
1983-84	3	2	1	0	-	4	16	10	1	0	1	0	-	0	5	6	2	2	0	0	-	4	11	4
1984-85	3	3	0	0	-	6	13	7	2	2	0	0	-	4	9	5	1	1	0	0	-	2	4	2
1985-86	3	2	1	0	-	4	20	11	1	1	0	0	-	2	6	3	2	1	1	0	-	2	14	8
1986-87	3	0	2	1	-	1	8	11	2	0	1	1	-	1	7	8	1	0	1	0	-	0	1	3
1987-88	3	1	2	0	-	2	3	5	1	0	1	0	-	0	2	3	2	1	1	0	-	2	1	2
1988-89	3	0	2	1	-	1	11	15	2	0	1	1	-	1	9	10	1	0	1	0	-	0	2	5
1989-90	3	3	0	0	-	6	10	6	1	1	0	0	-	2	6	5	2	2	0	0	-	4	4	1
1990-91	3	2	1	0	-	4	14	10	2	1	1	0	-	2	9	6	1	1	0	0	-	2	5	4
1991-92	2	2	0	0	-	4	9	4	1	1	0	0	-	2	4	1	1	1	0	0	-	2	5	3
1992-93	2	0	2	0	-	0	5	13	1	0	1	0	-	0	4	7	1	0	1	0	-	0	1	6
1993-94	2	0	2	0	-	0	3	9	1	0	1	0	-	0	2	3	1	0	1	0	-	0	1	6
1994-95	-	-	-	-	-	-	-	-	-	-	-	-	-	-	-	-	-	-	-	-	-	-	-	-
1995-96	2	0	2	0	-	0	7	10	1	0	1	0	-	0	5	6	1	0	1	0	-	0	2	4
1996-97	2	0	2	0	-	0	2	6	1	0	1	0	-	0	1	2	1	0	1	0	-	0	1	4
1997-98	2	1	1	0	-	2	8	7	1	0	1	0	-	0	2	4	1	1	1	0	-	2	6	3
1998-99	2	1	1	0	-	2	7	6	1	1	0	0	-	2	4	1	1	0	1	0	-	0	3	5
1999-00	1	0	1	0	0	0	4	5	1	0	1	0	0	0	4	5	-	-	-	-	-	-	-	-
2000-01	2	1	0	0	1	3	6	6	1	0	0	0	1	1	1	2	1	1	0	0	0	2	5	4
2001-02	1	1	0	0	0	2	2	1	1	1	0	0	0	2	2	1	-	-	-	-	-	-	-	-
2002-03	1	0	0	0	1	1	1	2	-	-	-	-	-	-	-	-	1	0	0	0	1	1	1	2
2003-04	2	2	0	0	0	4	5	1	1	1	0	0	0	2	2	1	1	1	0	0	0	2	3	0
2004-05	-	-	-	-	-	-	-	-	-	-	-	-	-	-	-	-	-	-	-	-	-	-	-	-
2005-06	-	-	-	-	-	-	-	-	-	-	-	-	-	-	-	-	-	-	-	-	-	-	-	-
2006-07	1	1	0	-	0	2	6	3	-	-	-	-	-	-	-	-	1	1	0	-	0	2	6	3
2007-08	1	0	1	-	0	0	1	3	1	0	1	-	0	0	1	3	-	-	-	-	-	-	-	-
2008-09	1	1	0	-	0	2	4	1	1	1	0	-	0	2	4	1	-	-	-	-	-	-	-	-
BOSTON vs. EDMONTON																								
1979-80-																								

YEAR-BY-YEAR SEASON SERIES BY TEAM

KEY:	Overall								Home								Road							
	GP	W	L	T	O	PTS	GF	GA	GP	W	L	T	O	PTS	GF	GA	GP	W	L	T	O	PTS	GF	GA
2001-02	1	1	0	0	0	2	1	0	1	1	0	0	0	2	1	0	-	-	-	-	-	-	-	-
2002-03	2	2	0	0	0	4	10	4	1	1	0	0	0	2	6	1	1	0	0	0	2	4	3	
2003-04	1	1	0	0	0	2	4	3	1	1	0	0	0	2	4	3	-	-	-	-	-	-	-	
2004-05	-	-	-	-	-	-	-	-	-	-	-	-	-	-	-	-	-	-	-	-	-	-	-	
2005-06	1	1	0	-	0	2	5	4	-	-	-	-	-	-	-	-	1	1	0	-	0	2	5	4
2006-07	1	1	0	-	0	2	3	0	1	1	0	-	0	2	3	0	-	-	-	-	-	-	-	-
2007-08	-	-	-	-	-	-	-	-	-	-	-	-	-	-	-	-	-	-	-	-	-	-	-	-
2008-09	1	1	0	-	0	2	1	0	-	-	-	-	-	-	-	-	1	1	0	-	0	2	1	0
BOSTON vs. FLORIDA																								
1993-94	4	2	1	1	-	5	7	8	2	1	0	1	-	3	5	4	2	1	1	0	-	2	2	4
1994-95	3	1	2	0	-	2	6	8	2	0	2	0	-	0	1	4	1	1	0	0	-	2	5	4
1995-96	4	2	1	1	-	5	13	10	2	1	0	1	-	3	8	6	2	1	1	0	-	2	5	4
1996-97	4	2	2	0	-	4	9	10	2	1	1	0	-	2	5	6	2	1	1	0	-	2	4	4
1997-98	4	1	3	0	-	2	17	20	2	0	2	0	-	0	6	8	2	1	1	0	-	2	11	12
1998-99	4	3	0	1	-	7	13	7	2	1	0	1	-	3	7	5	2	2	0	0	-	4	6	2
1999-00	4	0	3	0	1	1	8	18	2	0	2	0	-	0	2	8	2	0	1	0	1	1	6	10
2000-01	4	1	3	0	0	2	7	10	2	1	1	0	0	2	6	5	2	0	2	0	0	0	1	5
2001-02	4	4	0	0	0	8	18	5	2	2	0	0	0	4	8	3	2	2	0	0	0	4	10	2
2002-03	4	2	1	1	0	5	13	12	2	1	0	1	0	3	7	4	2	1	1	0	0	2	6	8
2003-04	4	0	2	2	0	2	3	6	2	0	2	0	0	0	1	2	2	0	0	2	0	2	2	2
2004-05	-	-	-	-	-	-	-	-	-	-	-	-	-	-	-	-	-	-	-	-	-	-	-	-
2005-06	4	2	1	-	1	5	16	13	2	1	0	-	1	3	7	5	2	1	1	-	0	2	9	8
2006-07	4	0	4	-	0	0	10	24	2	0	2	-	0	0	5	9	2	0	2	-	0	0	5	15
2007-08	4	2	1	-	1	5	11	14	2	0	1	-	1	1	3	7	2	2	0	-	0	4	8	7
2008-09	4	3	1	-	0	6	14	5	2	2	0	-	0	4	10	3	2	1	1	-	0	2	4	2
BOSTON vs. LOS ANGELES																								
1967-68	4	3	1	0	-	6	14	10	2	1	1	0	-	2	3	3	2	2	0	0	-	4	11	7
1968-69	6	5	1	0	-	10	29	16	3	3	0	0	-	6	17	7	3	2	1	0	-	4	12	9
1969-70	6	5	0	1	-	11	34	17	3	3	0	0	-	6	20	8	3	2	0	1	-	5	14	9
1970-71	6	5	1	0	-	10	41	24	3	3	0	0	-	6	22	12	3	2	1	0	-	4	19	12
1971-72	6	4	1	1	-	9	30	15	3	1	1	1	-	3	12	5	3	3	0	0	-	6	18	10
1972-73	5	3	2	0	-	6	19	19	3	2	1	0	-	4	10	9	2	1	1	0	-	2	9	10
1973-74	5	3	1	1	-	7	18	13	2	2	0	0	-	4	8	3	3	1	1	1	-	3	10	10
1974-75	5	2	3	0	-	4	14	15	2	1	1	0	-	2	9	5	3	1	2	0	-	2	5	10
1975-76	5	4	1	0	-	8	19	9	3	2	1	0	-	4	11	6	2	2	0	0	-	4	8	3
1976-77	5	2	2	1	-	5	12	14	2	1	0	1	-	3	6	5	3	1	2	0	-	2	6	9
1977-78	5	5	0	0	-	10	28	11	3	3	0	0	-	6	20	6	2	2	0	0	-	4	8	5
1978-79	4	1	3	0	-	2	10	16	2	0	2	0	-	0	6	11	2	1	1	0	-	2	4	5
1979-80	4	2	1	1	-	5	13	11	2	2	0	0	-	4	9	4	2	0	1	1	-	1	4	7
1980-81	4	2	2	0	-	4	16	15	2	1	1	0	-	2	11	7	2	1	1	0	-	2	5	8
1981-82	3	3	0	0	-	6	15	8	2	2	0	0	-	4	10	4	1	1	0	0	-	2	5	4
1982-83	3	1	2	0	-	2	11	10	1	1	0	0	-	2	4	0	2	0	2	0	-	0	7	10
1983-84	3	3	0	0	-	6	17	9	2	2	0	0	-	4	11	6	1	1	0	0	-	2	6	3
1984-85	3	1	0	2	-	4	14	13	1	1	0	0	-	2	5	4	2	0	0	2	-	2	9	9
1985-86	3	3	0	0	-	6	18	9	2	2	0	0	-	4	13	7	1	1	0	0	-	2	5	2
1986-87	3	2	1	0	-	4	13	9	1	1	0	0	-	2	8	6	2	1	2	0	-	2	5	3
1987-88	3	2	0	1	-	5	10	8	2	1	0	1	-	3	7	6	1	1	0	0	-	2	3	2
1988-89	3	2	1	0	-	4	13	10	1	1	0	0	-	2	4	1	2	1	1	0	-	2	9	9
1989-90	3	2	1	0	-	4	12	11	2	1	1	0	-	2	9	9	1	1	0	0	-	2	3	2
1990-91	3	2	1	0	-	4	11	14	1	1	0	0	-	2	5	3	2	1	1	0	-	2	6	11
1991-92	3	1	2	0	-	2	10	11	2	1	1	0	-	2	7	5	1	0	1	0	-	0	3	6
1992-93	2	1	1	0	-	2	14	11	1	1	0	0	-	2	8	3	1	0	1	0	-	0	6	8
1993-94	2	2	0	0	-	4	9	6	1	1	0	0	-	2	6	4	1	1	0	0	-	2	3	2
1994-95	-	-	-	-	-	-	-	-	-	-	-	-	-	-	-	-	-	-	-	-	-	-	-	-
1995-96	2	1	0	1	-	3	5	4	1	1	0	0	-	2	2	1	1	0	0	1	-	1	3	3
1996-97	2	0	1	1	-	1	6	8	1	0	0	1	-	1	4	4	1	0	1	0	-	0	2	4
1997-98	2	2	0	0	-	4	11	8	1	1	0	0	-	2	6	5	1	1	0	0	-	2	5	3
1998-99	2	0	2	0	-	0	2	4	1	0	1	0	-	0	1	2	1	0	1	0	-	0	1	2
1999-00	2	0	0	2	0	2	6	6	1	0	0	1	0	1	4	4	1	0	0	1	0	1	2	2
2000-01	2	0	1	1	0	1	4	9	1	0	0	1	0	1	4	4	1	0	1	0	0	0	0	5
2001-02	1	1	0	0	0	2	5	0	1	1	0	0	0	2	5	0	-	-	-	-	-	-	-	-
2002-03	1	1	0	0	0	2	4	3	-	-	-	-	-	-	-	-	1	1	0	0	0	2	4	3
2003-04	1	1	0	0	0	2	4	3	-	-	-	-	-	-	-	-	1	1	0	0	0	2	4	3
2004-05	-	-	-	-	-	-	-	-	-	-	-	-	-	-	-	-	-	-	-	-	-	-	-	-
2005-06	1	0	1	-	0	0	0	6	1	0	1	-	0	0	0	6	-	-	-	-	-	-	-	-
2006-07	-	-	-	-	-	-	-	-	-	-	-	-	-	-	-	-	-	-	-	-	-	-	-	-
2007-08	1	1	0	-	0	2	8	6	-	-	-	-	-	-	-	-	1	1	0	-	0	2	8	6
2008-09	1	0	0	-	1	1	2	3	1	0	0	-												

YEAR-BY-YEAR SEASON SERIES BY TEAM

KEY:	Overall								Home								Road							
	GP	W	L	T	O	PTS	GF	GA	GP	W	L	T	O	PTS	GF	GA	GP	W	L	T	O	PTS	GF	GA
1925-26	6	2	3	1	-	5	19	18	3	1	2	0	-	2	8	8	3	1	1	1	-	3	11	10
1926-27	4	1	2	1	-	3	6	6	2	1	1	0	-	2	4	2	2	0	1	1	-	1	2	4
1927-28	4	0	2	2	-	2	4	10	2	0	1	1	-	1	2	4	2	0	1	1	-	1	2	6
1928-29	4	1	2	1	-	3	4	6	2	0	1	1	-	1	0	1	2	1	1	0	-	2	4	5
1929-30	4	4	0	0	-	8	13	6	2	2	0	0	-	4	8	3	2	2	0	0	-	4	5	3
1930-31	4	2	1	1	-	5	10	7	2	1	0	1	-	3	6	3	2	1	1	0	-	2	4	4
1931-32	6	3	2	1	-	7	23	16	3	3	0	0	-	6	19	7	3	0	2	1	-	1	4	9
1932-33	6	4	1	1	-	9	20	7	3	3	0	0	-	6	14	2	3	1	1	1	-	3	6	5
1933-34	6	5	1	0	-	10	19	9	3	3	0	0	-	6	12	3	3	2	1	0	-	4	7	6
1934-35	6	4	2	0	-	8	14	9	3	2	1	0	-	4	8	5	3	2	1	0	-	4	6	4
1935-36	6	3	1	2	-	8	9	8	3	2	1	0	-	4	3	3	3	1	0	2	-	4	6	5
1936-37	6	2	3	1	-	5	13	12	3	1	1	1	-	3	4	4	3	1	2	0	-	2	9	8
1937-38	6	2	2	2	-	6	6	10	3	2	0	1	-	5	3	1	3	0	2	1	-	1	3	9
1938-39	8	6	2	0	-	12	28	14	4	4	0	0	-	8	22	10	4	2	2	0	-	4	6	4
1939-40	8	6	1	1	-	13	34	15	4	3	1	0	-	6	18	7	4	3	0	1	-	7	16	8
1940-41	8	5	2	1	-	11	31	16	4	3	1	0	-	6	22	11	4	2	1	1	-	5	9	5
1941-42	8	6	1	1	-	13	34	15	4	4	0	0	-	8	22	6	4	2	1	1	-	5	12	9
1942-43	10	5	4	1	-	11	38	34	5	4	0	1	-	9	23	10	5	1	4	0	-	2	15	24
1943-44	10	3	5	2	-	8	28	49	5	3	1	1	-	7	17	15	5	0	4	1	-	1	11	34
1944-45	10	0	10	0	-	0	23	53	5	0	5	0	-	0	8	22	5	0	5	0	-	0	15	31
1945-46	10	4	5	1	-	9	27	29	5	3	2	0	-	6	13	11	5	1	3	1	-	3	14	18
1946-47	12	1	9	2	-	4	20	40	6	0	5	1	-	1	12	20	6	1	4	1	-	3	8	20
1947-48	12	6	2	4	-	16	30	22	6	3	1	2	-	8	11	10	6	3	1	2	-	8	19	12
1948-49	12	5	6	1	-	11	25	30	6	3	3	0	-	6	13	13	6	2	3	1	-	5	12	17
1949-50	14	4	5	5	-	13	32	37	7	3	1	3	-	9	19	15	7	1	4	2	-	4	13	22
1950-51	14	5	6	3	-	13	31	29	7	2	3	2	-	6	18	13	7	3	3	1	-	7	13	16
1951-52	14	7	5	2	-	16	33	32	7	4	2	1	-	9	17	14	7	3	3	1	-	7	16	18
1952-53	14	9	3	2	-	20	31	19	7	5	1	1	-	11	19	10	7	4	2	1	-	9	12	9
1953-54	14	4	6	4	-	12	32	41	7	4	1	2	-	10	18	14	7	0	5	2	-	2	14	27
1954-55	14	4	7	3	-	11	28	31	7	3	2	2	-	8	20	14	7	1	5	1	-	3	8	17
1955-56	14	5	8	1	-	11	30	40	7	2	4	1	-	5	17	23	7	3	4	0	-	6	13	17
1956-57	14	7	4	3	-	17	33	30	7	4	1	2	-	10	20	13	7	3	3	1	-	7	13	17
1957-58	14	3	9	2	-	8	36	48	7	1	5	1	-	3	18	27	7	2	4	1	-	5	18	21
1958-59	14	6	6	2	-	14	34	44	7	3	3	1	-	7	16	19	7	3	3	1	-	7	18	25
1959-60	14	4	10	0	-	8	42	69	7	4	3	0	-	8	28	28	7	0	7	0	-	0	14	41
1960-61	14	2	10	2	-	6	27	53	7	2	4	1	-	5	16	23	7	0	6	1	-	1	11	30
1961-62	14	3	10	1	-	7	38	67	7	2	4	1	-	5	21	27	7	1	6	0	-	2	17	40
1962-63	14	2	7	5	-	9	33	55	7	1	3	3	-	5	19	22	7	1	4	2	-	4	14	33
1963-64	14	2	7	5	-	9	29	37	7	1	2	4	-	6	18	19	7	1	5	1	-	3	11	18
1964-65	14	3	10	1	-	7	33	53	7	2	4	1	-	5	18	26	7	1	6	0	-	2	15	27
1965-66	14	4	9	1	-	9	28	46	7	2	4	1	-	5	14	20	7	2	5	0	-	4	14	26
1966-67	14	5	7	2	-	12	36	44	7	2	5	0	-	4	16	21	7	3	2	2	-	8	20	23
1967-68	10	5	5	0	-	10	26	30	5	3	2	0	-	6	16	14	5	2	3	0	-	4	10	16
1968-69	8	4	2	2	-	10	29	23	4	3	0	1	-	7	19	12	4	1	2	1	-	3	10	11
1969-70	8	2	3	3	-	7	22	30	4	2	1	1	-	5	12	10	4	0	2	2	-	2	10	20
1970-71	6	5	1	0	-	10	29	14	3	3	0	0	-	6	17	5	3	2	1	0	-	4	12	9
1971-72	6	2	3	1	-	5	21	25	3	1	1	1	-	3	9	9	3	1	2	0	-	2	12	16
1972-73	5	1	3	1	-	3	15	21	3	1	2	0	-	2	11	13	2	0	1	1	-	1	4	8
1973-74	6	4	2	0	-	8	25	20	3	2	1	0	-	4	11	11	3	2	1	0	-	4	14	9
1974-75	5	0	3	2	-	2	11	17	2	0	1	1	-	1	3	6	3	0	2	1	-	1	8	11
1975-76	5	0	3	2	-	2	12	23	3	0	1	2	-	2	8	13	2	0	2	0	-	0	4	10
1976-77	5	3	2	0	-	6	20	21	3	2	1	0	-	4	13	11	2	1	1	0	-	2	7	11
1977-78	5	0	4	1	-	1	8	21	2	0	1	1	-	1	2	4	3	0	3	0	-	0	6	17
1978-79	4	0	2	2	-	2	6	13	2	0	0	2	-	2	4	4	2	0	2	0	-	0	2	9
1979-80	4	1	3	0	-	2	8	14	2	1	1	0	-	2	6	5	2	0	2	0	-	0	2	9
1980-81	4	1	3	0	-	2	8	16	2	1	1	0	-	2	5	6	2	0	2	0	-	0	3	10
1981-82	8	0	7	1	-	1	16	40	4	0	3	1	-	1	11	25	4	0	4	0	-	0	5	19
1982-83	8	3	3	2	-	8	27	28	4	1	2	1	-	3	14	17	4	2	1	1	-	5	13	11
1983-84	8	6	2	0	-	12	35	24	4	3	1	0	-	6	14	12	4	3	1	0	-	6	21	12
1984-85	8	3	4	1	-	7	28	31	4	2	2	0	-	4	14	15	4	1	2	1	-	3	14	16
1985-86	8	3	4	1	-	7	30	34	4	3	0	1	-	7	21	13	4	0	4	0	-	0	9	21
1986-87	8	2	5	1	-	5	22	26	4	1	2	1	-	3	12	11	4	1	3	0	-	2	10	15
1987-88	8	3	4	1	-	7	27	27	4	3	1	0	-	6	14	10	4	0	3	1	-	1	13	17
1988-89	8	0	7	1	-	1	12	28	4	0	3	1	-	1	8	15	4	0	4	0	-	0	4	13
1989-90	8	4	3	1	-	9	21	21	4	3	1	0	-	6	12	9	4	1	2	1	-	3	9	12
1990-91	8	5	2	1	-	11	26	23	4	2	1	1	-	5	13	11	4	3	1	0	-	6	13	12
1991-92	8	2	5	1	-	3	22	29	4	2	2	0	-	4	11	15	4	0	3	1	-	1	11	14
1992-93	9	5	4	0	-	10	29	27	4	3	1	0	-	6	13	10	5	2	3	0	-	4	16	17
1993-94	6	2	2	2	-	6	20	21	3	1	1	1	-	3	8	12	3	1	1	1	-	3	12	9
1994-95	4	4	0	0	-	8	20	8	2	2	0	0	-	4	13	4	2	2	0	0	-	4	7	4
1995-96	6	1	4	1	-	3	16	20	3	0	2	1	-	1	7	10	3	1	2	0	-	2	8	10
1996-97	6	2	4	0	-	4	15	25	3	1	2	0	-	2	7	13	3	1	2	0	-	2	8	12
1997-98	5	3	2	0	-	6	15	13	2	1	1	0	-	2	5	6	3	2	1	0	-	4	10	7
1998-99	5	4																						

YEAR-BY-YEAR SEASON SERIES BY TEAM

KEY:	Overall								Home								Road							
	GP	W	L	T	O	PTS	GF	GA	GP	W	L	T	O	PTS	GF	GA	GP	W	L	T	O	PTS	GF	GA
BOSTON vs. NASHVILLE																								
1998-99	2	2	0	0	-	4	13	3	1	1	0	0	-	2	8	1	1	1	0	0	-	2	5	2
1999-00	2	1	1	0	0	2	6	5	1	0	1	0	0	0	1	3	1	1	0	0	0	2	5	2
2000-01	2	0	0	1	1	2	2	3	1	0	0	1	0	1	2	2	1	0	0	0	1	1	0	1
2001-02	1	1	0	0	0	2	2	1	-	-	-	-	-	-	-	-	1	1	0	0	0	2	2	1
2002-03	2	1	1	0	0	2	3	6	1	1	0	0	0	2	2	1	1	0	1	0	0	0	1	5
2003-04	2	1	1	0	0	2	4	4	1	0	1	0	0	0	1	2	1	1	0	0	0	2	3	2
2004-05	-	-	-	-	-	-	-	-	-	-	-	-	-	-	-	-	-	-	-	-	-	-	-	-
2005-06	-	-	-	-	-	-	-	-	-	-	-	-	-	-	-	-	-	-	-	-	-	-	-	-
2006-07	1	0	1	-	0	0	0	5	-	-	-	-	-	-	-	-	1	0	1	-	0	0	0	5
2007-08	1	1	0	-	0	2	3	1	1	1	0	-	0	2	3	1	-	-	-	-	-	-	-	-
2008-09	1	0	0	-	1	1	2	2	-	-	-	-	-	-	-	-	1	0	0	-	1	1	2	2
BOSTON vs. NEW JERSEY*																								
1974-75	4	2	1	1	-	5	19	10	2	1	1	0	-	2	10	5	2	1	0	1	-	3	9	5
1975-76	4	2	1	1	-	5	14	10	2	1	1	0	-	2	6	5	2	1	0	1	-	3	8	5
1976-77	4	3	1	0	-	6	16	12	2	1	1	0	-	2	9	9	2	2	0	0	-	4	7	3
1977-78	4	3	0	1	-	7	17	12	2	2	0	0	-	4	10	6	2	1	0	1	-	3	7	6
1978-79	4	3	1	0	-	6	16	12	2	1	1	0	-	2	6	6	2	2	0	0	-	4	10	6
1979-80	4	2	1	1	-	5	16	12	2	1	1	0	-	2	9	7	2	1	0	1	-	3	7	5
1980-81	4	2	1	1	-	5	13	12	2	2	0	0	-	4	9	5	2	0	1	1	-	1	4	7
1981-82	3	3	0	0	-	6	15	4	2	2	0	0	-	4	9	3	1	1	0	0	-	2	6	1
1982-83	3	1	0	2	-	4	9	6	1	1	0	0	-	2	5	2	2	0	0	2	-	2	4	4
1983-84	3	2	1	0	-	4	12	8	2	1	1	0	-	2	9	7	1	1	0	0	-	2	3	1
1984-85	3	3	0	0	-	6	15	9	1	1	0	0	-	2	5	3	2	2	0	0	-	4	10	6
1985-86	3	3	0	0	-	6	18	9	2	2	0	0	-	4	12	5	1	1	0	0	-	2	6	4
1986-87	3	1	1	1	-	3	16	12	1	0	0	1	-	1	5	5	2	1	1	0	-	2	11	7
1987-88	3	2	1	0	-	4	16	11	2	1	1	0	-	2	12	10	1	1	0	0	-	2	4	1
1988-89	3	2	0	1	-	5	14	8	1	1	0	0	-	2	5	3	2	1	0	1	-	3	9	5
1989-90	3	1	1	1	-	3	10	10	2	1	0	1	-	3	9	7	1	0	1	0	-	0	1	3
1990-91	3	1	1	1	-	3	7	10	1	0	0	1	-	1	1	1	2	1	1	0	-	2	6	9
1991-92	3	1	2	0	-	2	10	10	2	1	1	0	-	2	8	6	1	0	1	0	-	0	2	4
1992-93	4	3	1	0	-	6	16	14	3	2	1	0	-	4	12	12	1	1	0	0	-	2	4	2
1993-94	4	2	2	0	-	4	17	17	2	1	1	0	-	2	11	11	2	1	1	0	-	2	6	6
1994-95	4	3	1	0	-	6	14	8	2	2	0	0	-	4	8	2	2	1	1	0	-	2	6	6
1995-96	4	3	0	1	-	7	11	7	2	1	0	1	-	3	5	4	2	2	0	0	-	4	6	3
1996-97	4	1	3	0	-	2	11	15	2	1	1	0	-	2	9	9	2	0	2	0	-	0	2	6
1997-98	4	0	2	2	-	2	4	7	2	0	1	1	-	1	3	4	2	0	1	1	-	1	1	3
1998-99	4	1	2	1	-	3	8	9	2	0	1	1	-	1	3	5	2	1	1	0	-	2	5	4
1999-00	4	1	0	2	1	5	11	10	2	1	0	1	-	3	5	3	2	0	0	1	1	2	6	7
2000-01	4	2	1	0	1	5	13	15	2	1	0	0	1	3	6	6	2	1	1	0	0	2	7	9
2001-02	4	2	0	0	2	6	12	12	2	1	0	0	1	3	8	8	2	1	0	0	1	3	4	4
2002-03	4	1	2	1	0	3	7	8	2	1	1	0	0	2	4	4	2	0	1	1	0	1	3	4
2003-04	4	2	1	1	0	5	13	11	2	0	1	1	0	1	5	8	2	2	0	0	0	4	8	3
2004-05	-	-	-	-	-	-	-	-	-	-	-	-	-	-	-	-	-	-	-	-	-	-	-	-
2005-06	4	0	2	-	2	2	10	15	2	0	0	-	2	2	6	8	2	0	2	-	0	0	4	7
2006-07	4	2	2	-	0	4	11	12	2	1	1	-	0	2	6	8	2	1	1	-	0	2	5	4
2007-08	4	1	1	-	2	4	10	12	2	1	1	-	0	2	5	6	2	0	0	-	2	2	5	6
2008-09	4	2	1	-	1	5	9	6	2	1	0	-	1	3	7	5	2	1	1	-	0	2	2	1
* -- Franchise in Kansas City, 1974-75--1975-76; Franchise in Colorado, 1976-77--1981-82; Franchise in New Jersey, 1982-83--present																								
BOSTON vs. NEWYORK ISLANDERS																								
1972-73	6	5	1	0	-	10	38	18	3	2	1	0	-	4	21	11	3	3	0	0	-	6	17	7
1973-74	5	4	1	0	-	8	22	13	2	2	0	0	-	4	8	5	3	2	1	0	-	4	14	8
1974-75	4	2	2	0	-	4	13	9	2	2	0	0	-	4	10	3	2	0	2	0	-	0	3	6
1975-76	4	2	0	2	-	6	12	8	2	0	0	2	-	2	5	5	2	2	0	0	-	4	7	3
1976-77	4	1	2	1	-	3	10	12	2	0	1	1	-	1	5	6	2	1	1	0	-	2	5	6
1977-78	4	1	3	0	-	2	9	15	2	1	1	0	-	2	7	8	2	0	2	0	-	0	2	7
1978-79	5	1	2	2	-	4	16	20	3	1	1	1	-	3	10	9	2	0	1	1	-	1	6	11
1979-80	4	3	1	0	-	6	15	11	2	2	0	0	-	4	7	4	2	1	1	0	-	2	8	7
1980-81	4	2	2	0	-	4	13	14	2	1	1	0	-	2	8	7	2	1	1	0	-	2	5	7
1981-82	3	2	1	0	-	4	11	11	2	2	0	0	-	4	10	8	1	0	1	0	-	0	1	3
1982-83	3	2	0	1	-	5	7	3	1	0	0	1	-	1	1	1	2	2	0	0	-	4	6	2
1983-84	3	2	0	1	-	5	9	5	2	1	0	1	-	3	5	3	1	1	0	0	-	2	4	2
1984-85	3	2	1	0	-	4	15	12	1	1	0	0	-	2	6	2	2	1	1	0	-	2	9	10
1985-86	3	0	1	2	-	2	12	14	2	0	0	2	-	2	7	7	1	0	1	0	-	0	5	7
1986-87	3	2	0	1	-	5	12	9	1	1	0	0	-	2	3	1	2	1	0	1	-	3	9	8
1987-88	3	1	2	0	-	2	9	10	2	1	1	0	-	2	8	8	1	0	1	0	-	0	1	2
1988-89	3	2	1	0	-	4	9	9	1	0	1	0	-	0	3	5	2	2	0	0	-	4	6	4
1989-90	3	1	1	1	-	3	11	9	2	1	1	0	-	2	8	6	1	0	0	1	-	1	3	3
1990-91	3	2	1	0	-	4	13	9	1	1	0	0	-	2	5	0	2	1	1	0	-	2	8	9
1991-92	3	1	2	0	-	2	10	12	1	0	1	0	-	0	3	4	2	1	1	0	-	2	7	8
1992-1																								

YEAR-BY-YEAR SEASON SERIES BY TEAM

KEY:	Overall								Home								Road							
	GP	W	L	T	O	PTS	GF	GA	GP	W	L	T	O	PTS	GF	GA	GP	W	L	T	O	PTS	GF	GA
2006-07	4	1	2	-	1	3	10	16	2	1	0	-	1	3	8	8	2	0	2	-	0	0	2	8
2007-08	4	3	1	-	0	6	10	5	2	2	0	-	0	4	6	2	2	1	1	-	0	2	4	3
2008-09	4	4	0	-	0	8	17	6	2	2	0	-	0	4	9	3	2	2	0	-	0	4	8	3
BOSTON vs. NEWYORK RANGERS																								
1926-27	6	2	3	1	-	5	15	14	3	2	1	0	-	4	11	7	3	0	2	1	-	1	4	7
1927-28	6	2	1	3	-	7	12	9	3	1	1	1	-	3	7	6	3	1	0	2	-	4	5	3
1928-29	6	5	1	0	-	10	13	7	3	3	0	0	-	6	8	2	3	2	1	0	-	4	5	5
1929-30	6	5	0	1	-	11	25	11	3	3	0	0	-	6	15	4	3	2	0	1	-	5	10	7
1930-31	6	4	0	2	-	10	20	13	3	1	0	2	-	4	8	5	3	3	0	0	-	6	12	8
1931-32	8	2	4	2	-	6	16	19	4	1	2	1	-	3	7	10	4	1	2	1	-	3	9	9
1932-33	6	3	3	0	-	6	13	16	3	2	1	0	-	4	9	9	3	1	2	0	-	2	4	7
1933-34	6	2	3	1	-	5	13	18	3	1	2	0	-	2	6	10	3	1	1	1	-	3	7	8
1934-35	6	3	1	2	-	8	14	8	3	3	0	0	-	6	13	6	3	0	1	2	-	2	1	2
1935-36	8	2	6	0	-	4	15	19	4	1	3	0	-	2	8	10	4	1	3	0	-	2	7	9
1936-37	8	3	2	3	-	9	13	18	4	2	2	0	-	4	7	13	4	1	0	3	-	5	6	5
1937-38	8	5	3	0	-	10	19	21	4	3	1	0	-	6	11	9	4	2	2	0	-	4	8	12
1938-39	8	5	3	0	-	10	23	15	4	2	2	0	-	4	11	9	4	3	1	0	-	6	12	6
1939-40	8	2	4	2	-	6	18	22	4	2	1	1	-	5	14	11	4	0	3	1	-	1	4	11
1940-41	8	4	2	2	-	10	24	20	4	2	1	1	-	5	12	9	4	2	1	1	-	5	12	11
1941-42	8	4	4	0	-	8	19	22	4	2	2	0	-	4	10	11	4	2	2	0	-	4	9	11
1942-43	10	8	2	0	-	16	57	36	5	4	1	0	-	8	31	22	5	4	1	0	-	8	26	14
1943-44	10	7	2	1	-	15	72	47	5	5	0	0	-	10	39	24	5	2	2	1	-	5	33	23
1944-45	10	4	3	3	-	11	51	35	5	4	0	1	-	9	38	16	5	0	3	2	-	2	13	19
1945-46	10	6	3	1	-	13	39	32	5	3	2	0	-	6	21	21	5	3	1	1	-	7	18	11
1946-47	12	8	2	2	-	18	43	27	6	5	1	0	-	10	28	13	6	3	1	2	-	8	15	14
1947-48	12	7	3	2	-	16	51	39	6	4	0	2	-	10	28	18	6	3	3	0	-	6	23	21
1948-49	12	8	2	2	-	18	42	24	6	5	1	0	-	10	26	12	6	3	1	2	-	8	16	12
1949-50	14	5	5	4	-	14	37	31	7	3	1	3	-	9	20	11	7	2	4	1	-	5	17	20
1950-51	14	4	2	8	-	16	37	33	7	2	1	4	-	8	18	14	7	2	1	4	-	8	19	19
1951-52	14	4	6	4	-	12	37	45	7	2	2	3	-	7	17	16	7	2	4	1	-	5	20	29
1952-53	14	5	7	2	-	12	36	34	7	3	3	1	-	7	22	13	7	2	4	1	-	5	14	21
1953-54	14	7	7	0	-	14	40	39	7	5	2	0	-	10	16	11	7	2	5	0	-	4	24	28
1954-55	14	5	4	5	-	15	38	37	7	4	1	2	-	9	25	16	7	1	3	3	-	5	13	23
1955-56	14	7	5	2	-	16	40	35	7	5	2	0	-	10	26	15	7	2	3	2	-	6	14	20
1956-57	14	5	8	1	-	11	38	40	7	3	4	0	-	6	23	21	7	2	4	1	-	5	15	19
1957-58	14	6	5	3	-	15	35	35	7	3	3	1	-	7	13	17	7	3	2	2	-	8	22	18
1958-59	14	6	5	3	-	15	46	49	7	3	3	1	-	7	22	28	7	3	2	2	-	8	24	21
1959-60	14	8	4	2	-	18	54	45	7	5	1	1	-	11	32	17	7	3	3	1	-	7	22	28
1960-61	14	3	9	2	-	8	41	47	7	3	3	1	-	7	28	23	7	0	6	1	-	1	13	24
1961-62	14	2	10	2	-	6	38	57	7	1	6	0	-	2	19	29	7	1	4	2	-	4	19	28
1962-63	14	4	7	3	-	11	45	59	7	2	3	2	-	6	24	26	7	2	4	1	-	5	21	33
1963-64	14	5	7	2	-	12	42	46	7	3	4	0	-	6	23	23	7	2	3	2	-	6	19	23
1964-65	14	5	8	1	-	11	40	47	7	3	3	1	-	7	22	21	7	2	5	0	-	4	18	26
1965-66	14	7	6	1	-	15	48	54	7	5	2	0	-	10	30	26	7	2	4	1	-	5	18	28
1966-67	14	2	8	4	-	8	33	48	7	1	3	3	-	5	19	25	7	1	5	1	-	3	14	23
1967-68	10	6	2	2	-	14	35	23	5	3	1	1	-	7	17	12	5	3	1	1	-	7	18	11
1968-69	8	3	3	2	-	8	25	30	4	2	1	1	-	5	17	13	4	1	2	1	-	3	8	17
1969-70	8	4	4	0	-	8	20	28	4	3	1	0	-	6	14	11	4	1	3	0	-	2	6	17
1970-71	6	2	2	2	-	6	21	16	3	2	1	0	-	4	15	9	3	0	1	2	-	2	6	7
1971-72	6	5	1	0	-	10	25	8	3	2	1	0	-	4	13	6	3	3	0	0	-	6	12	2
1972-73	6	3	3	0	-	6	19	23	3	2	1	0	-	4	10	9	3	1	2	0	-	2	9	14
1973-74	5	4	1	0	-	8	25	15	2	2	0	0	-	4	15	4	3	2	1	0	-	4	10	11
1974-75	4	3	1	0	-	6	27	15	2	2	0	0	-	4	17	6	2	1	1	0	-	2	10	9
1975-76	4	3	1	0	-	6	20	12	2	1	1	0	-	2	9	6	2	2	0	0	-	4	11	6
1976-77	5	4	0	1	-	9	26	11	2	1	0	1	-	3	13	6	3	3	0	0	-	6	13	5
1977-78	5	4	1	0	-	8	27	13	3	2	1	0	-	4	13	8	2	2	0	0	-	4	14	5
1978-79	5	3	2	0	-	6	16	16	2	1	1	0	-	2	8	8	3	2	1	0	-	4	8	8
1979-80	4	2	2	0	-	4	13	13	2	1	1	0	-	2	8	8	2	1	1	0	-	2	5	5
1980-81	4	2	2	0	-	4	19	14	2	2	0	0	-	4	13	5	2	0	2	0	-	0	6	9
1981-82	3	2	1	0	-	4	15	12	2	1	1	0	-	2	11	9	1	1	0	0	-	2	4	3
1982-83	3	3	0	0	-	6	9	1	1	1	0	0	-	2	2	0	2	2	0	0	-	4	7	1
1983-84	3	2	0	1	-	5	17	12	2	1	0	1	-	3	11	8	1	1	0	0	-	2	6	4
1984-85	3	1																						

YEAR-BY-YEAR SEASON SERIES BY TEAM

KEY:	Overall								Home								Road							
	GP	W	L	T	O	PTS	GF	GA	GP	W	L	T	O	PTS	GF	GA	GP	W	L	T	O	PTS	GF	GA
2007-08	4	3	0	-	1	7	6	4	2	2	0	-	0	4	3	3	2	1	0	-	1	3	3	1
2008-09	4	2	1	-	1	5	7	6	2	2	0	-	0	4	2	0	2	0	1	-	1	1	5	6
BOSTON vs. OTTAWA																								
1992-93	7	7	0	0	-	14	31	15	4	4	0	0	-	8	20	10	3	3	0	0	-	6	11	5
1993-94	5	5	0	0	-	10	30	10	3	3	0	0	-	6	17	7	2	2	0	0	-	4	13	3
1994-95	4	4	0	0	-	8	19	13	2	2	0	0	-	4	11	8	2	2	0	0	-	4	8	5
1995-96	5	3	0	2	-	8	14	9	2	2	0	0	-	4	7	4	3	1	0	2	-	4	7	5
1996-97	6	2	4	0	-	4	20	20	3	0	3	0	-	0	10	13	3	2	1	0	-	4	10	7
1997-98	6	4	0	2	-	10	20	9	3	1	0	2	-	4	9	4	3	3	0	0	-	6	11	5
1998-99	5	3	2	0	-	6	14	9	3	2	1	0	-	4	11	7	2	1	1	0	-	2	3	2
1999-00	5	0	3	1	1	2	15	23	2	0	2	0	-	0	4	10	3	0	1	1	1	2	11	13
2000-01	5	1	2	1	1	4	14	17	3	1	1	1	0	3	9	10	2	0	1	0	1	1	5	7
2001-02	5	2	2	0	1	5	12	14	2	2	0	0	0	4	8	4	3	0	2	0	1	1	4	10
2002-03	5	1	2	1	1	4	16	15	3	1	1	1	0	3	11	8	2	0	1	0	1	1	5	7
2003-04	6	2	2	1	1	6	11	16	3	1	1	1	0	3	6	7	3	1	1	0	1	3	5	9
2004-05	-	-	-	-	-	-	-	-	-	-	-	-	-	-	-	-	-	-	-	-	-	-	-	-
2005-06	8	4	3	-	1	0	23	22	4	3	1	-	0	6	12	9	4	1	2	-	1	3	11	13
2006-07	8	4	4	-	0	8	22	25	4	2	2	-	0	4	9	13	4	2	2	-	0	4	13	12
2007-08	8	4	3	-	1	9	20	13	4	2	1	-	1	5	11	4	4	2	2	-	0	4	9	9
2008-09	6	5	1	-	0	10	22	16	3	3	0	-	0	6	13	8	3	2	1	-	0	4	9	8
BOSTON vs. PHILADELPHIA																								
1967-68	4	3	1	0	-	6	11	9	2	1	1	0	-	2	6	6	2	2	0	0	-	4	5	3
1968-69	6	4	2	0	-	8	24	17	3	3	0	0	-	6	16	8	3	1	2	0	-	2	8	9
1969-70	6	4	0	2	-	10	29	20	3	2	0	1	-	5	14	8	3	2	0	1	-	5	15	12
1970-71	6	6	0	0	-	12	26	11	3	3	0	0	-	6	15	8	3	3	0	0	-	6	11	3
1971-72	6	6	0	0	-	12	23	9	3	3	0	0	-	6	13	5	3	3	0	0	-	6	10	4
1972-73	5	4	0	1	-	9	20	13	2	1	0	1	-	3	8	6	3	3	0	0	-	6	12	7
1973-74	5	3	1	1	-	7	20	16	3	3	0	0	-	6	14	8	2	0	1	1	-	1	6	8
1974-75	4	2	1	1	-	5	14	8	2	1	0	1	-	3	7	3	2	1	1	0	-	2	7	5
1975-76	4	2	1	1	-	5	14	17	2	1	0	1	-	3	9	7	2	1	1	0	-	2	5	10
1976-77	4	1	3	0	-	2	9	14	2	0	2	0	-	0	3	9	2	1	1	0	-	2	6	5
1977-78	4	1	2	1	-	3	16	17	2	1	0	1	-	3	10	5	2	0	2	0	-	0	6	12
1978-79	5	1	3	1	-	3	17	28	3	1	1	1	-	3	12	14	2	0	2	0	-	0	5	14
1979-80	4	1	1	2	-	4	14	12	2	1	1	0	-	2	9	7	2	0	0	2	-	2	5	5
1980-81	4	2	2	0	-	4	12	13	2	2	0	0	-	4	7	4	2	0	2	0	-	0	5	9
1981-82	3	1	2	0	-	2	5	10	1	0	1	0	-	0	1	3	2	1	1	0	-	2	4	7
1982-83	3	2	0	1	-	5	15	10	2	2	0	0	-	4	11	6	1	0	0	1	-	1	4	4
1983-84	3	1	1	1	-	3	14	14	1	1	0	0	-	2	8	5	2	0	1	1	-	1	6	9
1984-85	3	1	2	0	-	2	12	10	2	1	1	0	-	2	9	6	1	0	1	0	-	0	3	4
1985-86	3	1	2	0	-	2	12	16	1	1	0	0	-	2	5	4	2	0	2	0	-	0	7	12
1986-87	3	1	2	0	-	2	11	9	2	1	1	0	-	2	9	5	1	0	1	0	-	0	2	4
1987-88	3	1	2	0	-	2	9	11	1	0	1	0	-	0	4	6	2	1	1	0	-	2	5	5
1988-89	3	2	1	0	-	4	9	9	2	2	0	0	-	4	8	4	1	0	1	0	-	0	1	5
1989-90	3	3	0	0	-	6	6	3	1	1	0	0	-	2	2	1	2	2	0	0	-	4	4	2
1990-91	3	2	1	0	-	4	8	5	2	1	1	0	-	2	5	4	1	1	0	0	-	2	3	1
1991-92	3	1	2	0	-	2	9	11	2	1	1	0	-	2	8	6	1	0	1	0	-	0	1	5
1992-93	4	3	1	0	-	6	20	13	2	1	1	0	-	2	8	8	2	2	0	0	-	4	12	5
1993-94	5	2	2	1	-	5	18	18	3	1	1	1	-	3	12	9	2	1	1	0	-	2	6	9
1994-95	4	2	2	0	-	4	12	7	2	2	0	0	-	4	9	2	2	0	2	0	-	0	3	5
1995-96	4	2	2	0	-	4	10	16	2	1	1	0	-	2	5	8	2	1	1	0	-	2	5	8
1996-97	4	1	2	1	-	3	10	18	2	1	0	1	-	3	7	5	2	0	2	0	-	0	3	13
1997-98	4	3	0	1	-	7	11	5	2	2	0	0	-	4	6	3	2	1	0	1	-	3	5	2
1998-99	4	1	2	1	-	3	7	7	2	1	1	0	-	2	4	2	2	0	1	1	-	1	3	5
1999-00	4	0	3	1	0	1	3	13	2	0	1	1	1	1	1	4	2	0	2	0	0	0	2	9
2000-01	4	2	1	1	0	5	17	14	2	1	0	1	0	3	8	7	2	1	1	0	0	2	9	7
2001-02	4	2	2	0	0	4	10	13	2	0	2	0	0	0	3	9	2	2	0	0	0	4	7	4
2002-03	4	1	0	2	1	5	7	7	2	1	0	0	1	3	3	3	2	0	0	2	0	2	4	4
2003-04	4	2	1	1	0	5	10	9	2	1	0	1	0	3	4	3	2	1	1	0	0	2	6	6
2004-05	-	-	-	-	-	-	-	-	-	-	-	-	-	-	-	-	-	-	-	-	-	-	-	-
2005-06	4	1	2	-	1	3	11	12	2	0	2	-	0	0	3	6	2	1	0	-	1	3	8	6
2006-07	4	2	1	-	1	5	14	14	2	1	0	-	1	3	7	7	2	1	1	-	0	2	7	7
2007-08	4	3	1	-	0	6	14	10	2	1	1	-	0	2	4	4	2	2	0	-	0	4	10	6
2008-09	4	2	1	-	1	5	12	12	2	0	1	-	1	1	5	8	2	2	0	-	0	4	7	4
BOSTON vs. PHOENIX*																								
1979-80	4	3	1	0	-	6	11	5	2	2	0	0	-	4	7	1	2	1	1	0	-	2	4	4
1980-81	4	2	0	2	-	6	23	19	2	1	0	1	-	3	12	11	2	1	0	1	-	3	11	8
1981-82	3	3	0	0	-	6	23	15	2	2	0	0	-	4	15	10	1	1	0	0	-	2	8	5
1982-83	3	0	2	1	-	1	11	14	1	0	0	1	-	1										

YEAR-BY-YEAR SEASON SERIES BY TEAM

KEY:	Overall								Home								Road							
	GP	W	L	T	O	PTS	GF	GA	GP	W	L	T	O	PTS	GF	GA	GP	W	L	T	O	PTS	GF	GA
1998-99	2	1	1	0	-	2	4	5	1	1	0	0	-	2	3	2	1	0	1	0	0	0	1	3
1999-00	2	1	1	0	0	2	3	2	1	1	0	0	0	2	2	0	1	0	1	0	0	0	1	2
2000-01	1	1	0	0	0	2	7	4	1	1	0	0	0	2	7	4	-	-	-	-	-	-	-	-
2001-02	2	1	0	1	0	3	5	3	1	1	0	0	0	2	4	2	1	0	0	1	0	1	1	1
2002-03	1	0	1	0	0	0	1	2	-	-	-	-	-	-	-	-	1	0	1	0	0	0	1	2
2003-04	1	0	0	1	0	1	3	3	1	0	0	1	0	1	3	3	-	-	-	-	-	-	-	-
2004-05	-	-	-	-	-	-	-	-	-	-	-	-	-	-	-	-	-	-	-	-	-	-	-	-
2005-06	1	0	0	-	1	1	1	2	1	0	0	-	1	1	1	2	-	-	-	-	-	-	-	-
2006-07	-	-	-	-	-	-	-	-	-	-	-	-	-	-	-	-	-	-	-	-	-	-	-	-
2007-08	1	1	0	-	0	2	3	1	-	-	-	-	-	-	-	-	1	1	0	-	0	2	3	1
2008-09	1	0	1	-	0	0	1	2	1	0	1	-	0	0	1	2	-	-	-	-	-	-	-	-

* -- Franchise in Winnipeg, 1979-80--1995-96; Franchise in Phoenix, 1996-97--present

BOSTON vs. PITTSBURGH

1967-68	4	2	2	0	-	4	10	10	2	1	1	0	-	2	4	3	2	1	1	0	-	2	6	7
1968-69	6	5	1	0	-	10	25	13	3	3	0	0	-	6	17	7	3	2	1	0	-	4	8	6
1969-70	6	5	0	1	-	11	21	9	3	3	0	0	-	6	9	2	3	2	0	1	-	5	12	7
1970-71	6	4	1	1	-	9	28	18	3	3	0	0	-	6	18	9	3	1	1	1	-	3	10	9
1971-72	6	2	1	3	-	7	21	20	3	1	0	2	-	4	11	9	3	1	1	1	-	3	10	11
1972-73	5	4	1	0	-	8	21	14	2	2	0	0	-	4	14	7	3	2	1	0	-	4	7	7
1973-74	5	5	0	0	-	10	30	16	3	3	0	0	-	6	19	11	2	2	0	0	-	4	11	5
1974-75	5	2	1	2	-	6	21	20	2	2	0	0	-	4	9	6	3	0	1	2	-	2	12	14
1975-76	5	3	0	2	-	8	24	14	3	3	0	0	-	6	15	5	2	0	0	2	-	2	9	9
1976-77	5	3	1	1	-	7	17	10	2	2	0	0	-	4	9	3	3	1	1	1	-	3	8	7
1977-78	5	5	0	0	-	10	33	11	3	3	0	0	-	6	20	7	2	2	0	0	-	4	13	4
1978-79	4	1	2	1	-	3	16	14	2	1	1	0	-	2	9	5	2	0	1	1	-	1	7	9
1979-80	4	2	2	0	-	4	16	14	2	0	2	0	-	0	4	9	2	2	0	0	-	4	12	5
1980-81	4	3	0	1	-	7	22	13	2	1	0	1	-	3	10	7	2	2	0	0	-	4	12	6
1981-82	3	1	1	1	-	3	10	10	1	0	0	1	-	1	3	3	2	1	1	0	-	2	7	7
1982-83	3	2	1	0	-	4	14	10	2	2	0	0	-	4	11	6	1	0	1	0	-	0	3	4
1983-84	3	3	0	0	-	6	18	7	1	1	0	0	-	2	7	3	2	2	0	0	-	4	11	4
1984-85	3	2	1	0	-	4	16	12	2	1	1	0	-	2	9	9	1	1	0	0	-	2	7	3
1985-86	3	2	1	0	-	4	11	8	1	1	0	0	-	2	3	2	2	1	1	0	-	2	8	6
1986-87	3	2	1	0	-	4	11	9	2	2	0	0	-	4	10	7	1	0	1	0	-	0	1	2
1987-88	3	2	0	1	-	5	11	7	1	1	0	0	-	2	4	1	2	1	0	1	-	3	7	6
1988-89	3	1	1	1	-	3	13	10	2	0	1	1	-	1	5	8	1	1	0	0	-	2	8	2
1989-90	3	2	1	0	-	4	15	13	1	1	0	0	-	2	5	4	2	1	1	0	-	2	10	9
1990-91	3	1	1	1	-	3	11	12	2	1	0	1	-	3	9	6	1	0	1	0	-	0	2	6
1991-92	3	1	1	1	-	3	15	14	2	1	1	0	-	2	10	9	1	0	0	1	-	1	5	5
1992-93	5	1	4	0	-	2	14	18	2	1	1	0	-	2	10	5	3	0	3	0	-	0	4	13
1993-94	6	0	6	0	-	0	17	33	2	0	2	0	-	0	5	8	4	0	4	0	-	0	12	25
1994-95	4	1	3	0	-	2	12	15	2	1	1	0	-	2	8	6	2	0	2	0	-	0	4	9
1995-96	5	2	3	0	-	4	27	29	3	2	1	0	-	4	16	16	2	0	2	0	-	0	11	13
1996-97	5	3	2	0	-	6	18	17	2	2	0	0	-	4	9	4	3	1	2	0	-	2	9	13
1997-98	6	2	3	1	-	5	20	20	3	2	1	0	-	4	13	8	3	0	2	1	-	1	7	12
1998-99	4	2	1	1	-	5	8	8	2	2	0	0	-	4	6	3	2	0	1	1	-	1	2	5
1999-00	4	2	1	1	0	5	10	9	2	2	0	0	0	4	6	3	2	0	1	1	0	1	4	6
2000-01	4	3	0	1	0	7	13	7	2	2	0	0	0	4	8	3	2	1	0	1	0	3	5	4
2001-02	4	3	1	0	0	6	15	9	2	1	1	0	0	2	8	5	2	2	0	0	0	4	7	4
2002-03	4	2	2	0	0	4	10	10	2	0	2	0	0	0	3	7	2	2	0	0	0	4	7	3
2003-04	4	3	0	0	1	7	15	8	2	2	0	0	0	4	7	2	2	1	0	0	1	3	8	6
2004-05	-	-	-	-	-	-	-	-	-	-	-	-	-	-	-	-	-	-	-	-	-	-	-	-
2005-06	4	4	0	-	0	8	22	13	2	2	0	-	0	4	12	6	2	2	0	-	0	4	10	7
2006-07	4	2	2	-	0	4	11	16	2	1	1	-	0	2	7	8	2	1	1	-	0	2	4	8
2007-08	4	2	1	-	1	5	13	10	2	1	0	-	1	3	9	5	2	1	1	-	0	2	4	5
2008-09	4	2	1	-	1	5	14	11	2	1	0	-	1	3	5	3	2	1	1	-	0	2	9	8

BOSTON vs. ST. LOUIS

1967-68	4	2	1	1	-	5	19	15	2	1	0	1	-	3	12	6	2	1	1	0	-	2	7	9
1968-69	6	2	2	2	-	6	17	12	3	1	1	1	-	3	6	3	3	1	1	1	-	3	11	9
1969-70	6	3	1	2	-	8	21	14	3	2	0	1	-	5	14	6	3	1	1	1	-	3	7	8
1970-71	6	4	1	1	-	9	27	12	3	2	1	0	-	4	10	3	3	2	0	1	-	5	17	9
1971-72	6	4	1	1	-	9	28	16	3	3	0	0	-	6	17	5	3	1	1	1	-	3	11	11
1972-73	5	2	3	0	-	4	16	13	3	2	1	0	-	4	12	4	2	0	2	0	-	0	4	9
1973-74	5	4	1	0	-	8	23	6	2	2	0	0	-	4	12	3	3	2	1	0	-	4	11	3
1974-75	4	1	2	1	-	3	15	13	2	1	0	1	-	3	11	6	2	0	2	0	-	0	4	7
1975-76	4	2	1	1	-	5	15	14	2	2	0	0	-	4	7	4	2	0	1	1	-	1	8	10
1976-77	4	2	1	1	-	5	18	15	2	2	0	0	-	4	10	6	2	0	1	1	-	1	8	9
1977-78	4	4	0	0	-	8	23	9	2	2	0	0	-	4	11	3	2	2	0	0	-	4	12	6
1978-79	4	3	1	0	-	6	18	9	2	2	0	0	-	4	9	2	2	1	1	0	-	2	9	7
1979-80	4	1	1	2	-	4	19	16	2	1	1	0	-	2	11	8	2	0	0	2	-	2	8	8
1980-81	4	1	3	0	-	2	14	17	2	1	1	0	-	2	10	10	2	0	2	0	-	0	4	7
1981-82	3	1	1	1	-	3	8	8	1	0	1	0	-	0	2	3	2	1	0	1	-	3	6	5
1982-83	3	3	0	0	-	6	17	9	2	2	0	0	-	4	14	9	1	1	0	0	-	2	3	0
1983-84	3	3	0	0	-	6	18	9	1	1	0	0	-	2	9	5	2	2	0	0	-	4	9	4
1984-85	3	1	0	2	-	4	6	3	2	0	0	2	-	2	2	2	1	1	0	0	-	2	4	1
1985-86	3	1	2	0	-	2	8	13	1	0	1	0	-	0	2	7	2	1	1	0	-	2	6	6
1986-87	3	2	1	0	-	4	15	13	2	2	0	0	-	4	12	9	1	0	1	0	-	0	3	4
1987-88	3	1	2	0	-	2	7	12	1	0	1	0	-	0	5	7	2	1	1	0	-	2	2	5
1988-89	3	3	0	0	-	6	17	11	2	2	0	0	-	4	12	9	1	1	0	0	-	2	5	2
1989-90	3	2	1	0	-	4	9	3	1	0	1	0	-	0	1	2	2	2	0	0	-	4	8	1
1990-91	3	1	1	1	-	3	10	16	2	1	0	1	-	3	8	7	1	0	1	0	-	0	2	9
1991-92	3	0	3	0	-	0	6	14	1	0	1	0	-	0	1	4	2	0	2	0	-	0	5	10
1992-93	2	2	0	0	-	4	10	4	1	1	0	0	-	2	4	3	1	1	0	0	-	2	6	1
1993-94	2	0	2	0	-	0	2	5	1	0	1	0	-	0	1	2	1	0	1	0	-	0	1	3
1994-95	-	-	-	-	-	-	-	-	-	-	-	-	-	-	-	-	-	-	-	-	-	-	-	-

YEAR-BY-YEAR SEASON SERIES BY TEAM

KEY:	Overall								Home								Road								
	GP	W	L	T	O	PTS	GF	GA	GP	W	L	T	O	PTS	GF	GA	GP	W	L	T	O	PTS	GF	GA	
1995-96	2	2	0	0	-	4	12	6	1	1	0	0	-	2	5	2	1	1	0	0	-	2	7	4	
1996-97	2	0	1	1	-	1	5	7	1	0	0	1	-	1	3	3	1	0	1	0	-	0	2	4	
1997-98	2	0	2	0	-	0	3	7	1	0	1	0	-	0	1	3	1	0	1	0	-	0	2	4	
1998-99	1	0	0	1	-	1	3	3	1	0	0	1	-	1	3	3	-	-	-	-	-	-	-	-	
1999-00	2	0	2	0	0	0	2	7	1	0	1	0	0	0	2	3	1	0	1	0	0	0	0	4	
2000-01	2	1	0	0	1	3	7	4	1	1	0	0	0	2	5	1	1	0	0	0	1	1	2	3	
2001-02	2	0	0	0	2	2	4	6	1	0	0	0	1	1	3	4	1	0	0	0	1	1	1	2	
2002-03	1	0	1	0	0	0	0	4	1	0	1	0	0	0	0	4	-	-	-	-	-	-	-	-	
2003-04	1	0	0	0	1	1	3	4	-	-	-	-	-	-	-	-	1	0	0	0	1	1	3	4	
2004-05	-	-	-	-	-	-	-	-	-	-	-	-	-	-	-	-	-	-	-	-	-	-	-	-	
2005-06	-	-	-	-	-	-	-	-	-	-	-	-	-	-	-	-	-	-	-	-	-	-	-	-	
2006-07	1	0	0	0	1	1	2	3	-	-	-	-	-	-	-	-	1	0	0	0	1	1	2	3	
2007-08	1	0	1	-	0	0	1	4	1	0	1	-	0	0	1	4	-	-	-	-	-	-	-	-	
2008-09	2	1	0	-	1	3	10	7	1	0	0	-	1	1	4	4	1	1	0	-	0	2	6	3	
BOSTON vs. SAN JOSE																									
1991-92	2	2	0	0	-	4	11	7	1	1	0	0	-	2	7	6	1	1	0	0	-	2	4	1	
1992-93	2	2	0	0	-	4	12	5	1	1	0	0	-	2	4	3	1	1	0	0	-	2	8	2	
1993-94	2	1	0	1	-	3	4	2	1	1	0	0	-	2	3	1	1	0	0	1	-	1	1	1	
1994-95	-	-	-	-	-	-	-	-	-	-	-	-	-	-	-	-	-	-	-	-	-	-	-	-	
1995-96	2	0	0	2	-	2	9	9	1	0	0	1	-	1	3	3	1	0	0	1	-	1	6	6	
1996-97	2	2	0	0	-	4	9	5	1	1	0	0	-	2	4	2	1	1	0	0	-	2	5	3	
1997-98	2	1	1	0	-	2	5	5	1	1	0	0	-	2	3	0	1	0	1	0	-	0	2	5	
1998-99	2	1	0	1	-	3	5	2	1	0	0	1	-	1	2	2	1	1	0	0	-	2	3	0	
1999-00	1	1	0	0	0	2	3	1	-	-	-	-	-	-	-	-	1	1	0	0	0	2	3	1	
2000-01	2	1	1	0	0	2	5	7	1	1	0	0	0	2	3	2	1	0	1	0	0	0	2	5	
2001-02	1	0	1	0	0	0	2	3	-	-	-	-	-	-	-	-	1	0	1	0	0	0	2	3	
2002-03	2	1	1	0	0	2	7	5	1	1	0	0	0	2	5	2	1	0	1	0	0	0	2	3	
2003-04	1	0	0	1	0	1	5	5	1	0	0	1	0	1	5	5	-	-	-	-	-	-	-	-	
2004-05	-	-	-	-	-	-	-	-	-	-	-	-	-	-	-	-	-	-	-	-	-	-	-	-	
2005-06	1	0	1	-	0	0	2	6	1	0	1	-	0	0	2	6	-	-	-	-	-	-	-	-	
2006-07	-	-	-	-	-	-	-	-	-	-	-	-	-	-	-	-	-	-	-	-	-	-	-	-	
2007-08	1	1	0	-	0	2	2	1	-	-	-	-	-	-	-	-	1	1	0	-	0	2	2	1	
2008-09	1	0	1	-	0	0	2	5	1	0	1	-	0	0	2	5	-	-	-	-	-	-	-	-	
BOSTON vs. TAMPA BAY																									
1992-93	2	1	0	1	-	3	8	6	1	1	0	0	-	2	5	3	1	0	0	1	-	1	3	3	
1993-94	4	1	1	2	-	4	8	9	2	0	1	1	-	1	1	4	2	1	0	1	-	3	7	5	
1994-95	3	2	1	0	-	4	10	7	1	1	0	0	-	2	5	1	2	1	1	0	-	2	5	6	
1995-96	4	2	2	0	-	4	15	16	2	2	0	0	-	4	11	8	2	0	2	0	-	0	4	8	
1996-97	4	4	0	0	-	8	18	6	2	2	0	0	-	4	9	2	2	2	0	0	-	4	9	4	
1997-98	4	2	1	1	-	5	9	8	2	1	0	1	-	3	6	5	2	1	1	0	-	2	3	3	
1998-99	5	3	1	1	-	7	12	10	3	2	0	1	-	5	8	6	2	1	1	0	-	2	4	4	
1999-00	4	3	1	0	0	6	19	10	2	2	0	0	0	4	11	3	2	1	1	0	0	2	8	7	
2000-01	4	3	0	1	0	7	16	7	2	2	0	0	0	4	9	3	2	1	0	1	0	3	7	4	
2001-02	4	3	0	1	0	7	17	12	2	1	0	1	0	3	8	5	2	2	0	0	0	4	9	7	
2002-03	4	1	2	1	0	3	9	14	2	1	0	1	0	3	5	4	2	0	2	0	0	0	4	10	
2003-04	4	1	2	1	0	3	9	14	2	1	0	1	0	3	6	5	2	0	2	0	0	0	3	9	
2004-05	-	-	-	-	-	-	-	-	-	-	-	-	-	-	-	-	-	-	-	-	-	-	-	-	
2005-06	4	3	1	-	0	6	17	12	2	1	1	-	0	2	11	9	2	2	0	-	0	4	6	3	
2006-07	4	4	0	-	0	8	19	12	2	2	0	-	0	4	10	8	2	2	0	-	0	4	9	4	
2007-08	4	2	2	-	0	4	11	11	2	1	1	-	0	2	5	4	2	1	1	-	0	2	6	7	
2008-09	4	3	1	-	0	6	14	9	2	2	0	-	0	4	8	4	2	1	1	-	0	2	6	5	
BOSTON vs. TORONTO																									
1924-25	6	0	6	0	-	0	11	32	3	0	3	0	-	0	4	18	3	0	3	0	-	0	7	14	
1925-26	6	5	1	0	-	10	20	12	3	3	0	0	-	6	8	3	3	2	1	0	-	4	12	9	
1926-27	4	1	3	0	-	2	5	10	2	1	1	0	-	2	4	5	2	0	2	0	-	0	1	5	
1927-28	4	1	2	1	-	3	4	8	2	1	1	0	-	2	3	6	2	0	1	1	-	1	1	2	
1928-29	4	2	2	0	-	4	8	8	2	1	1	0	-	2	5	5	2	1	1	0	-	2	3	3	
1929-30	4	4	0	0	-	8	23	15	2	2	0	0	-	4	12	7	2	2	0	0	-	4	11	8	
1930-31	4	2	1	1	-	5	15	12	2	1	0	1	-	3	6	5	2	1	1	0	-	2	9	7	
1931-32	6	2	3	1	-	5	20	22	3	2	0	1	-	5	12	5	3	0	3	0	-	0	8	17	
1932-33	6	4	1	1	-	9	23	11	3	3	0	0	-	6	16	5	3	1	1	1	-	3	7	6	
1933-34	6	1	4	1	-	3	17	26	3	1	1	1	-	3	10	8	3	0	3	0	-	0	7	18	
1934-35	6	3	2	1	-	7	23	20	3	2	1	0	-	4	9	7	3	1	1	1	-	3	14	13	
1935-36	6	1	3	2	-	4	9	13	3	1	2	0	-	2	5	6	3	0	1	2	-	2	4	7	
1936-37	6	3	2	1	-	7	14	15	3	0	2	1	-	1	5	11	3	3	0	0	-	6	9	4	
1937-38	6	5	1	0	-	10	24	10	3	3	0	0	-	6	11	4	3	2	1	0	-	4	13	6	
1938-39	8	5	2	1	-	11	18	10	4	3	0	1	-	7	13	4	4	2	2	0	-	4	5	6	
1939-40	8	5	2	1	-	11	25	16	4	4	0	0	-	8	18	5	4	1	2	1	-	3	7	11	
1940-41	8	4	2	2	-	10	17	15	4	2	1	1	-	5	11	10	4	2	1	1	-	5	6	5	
1941-42	8	4																							

YEAR-BY-YEAR SEASON SERIES BY TEAM

KEY:	Overall								Home								Road							
	GP	W	L	T	O	PTS	GF	GA	GP	W	L	T	O	PTS	GF	GA	GP	W	L	T	O	PTS	GF	GA
1955-56	14	5	5	4	-	14	28	29	7	3	1	3	-	9	15	9	7	2	4	1	-	5	13	20
1956-57	14	7	3	4	-	18	43	34	7	4	1	2	-	10	25	17	7	3	2	2	-	8	18	17
1957-58	14	3	6	5	-	11	40	43	7	1	4	2	-	4	19	20	7	2	2	3	-	7	21	23
1958-59	14	6	6	2	-	14	40	42	7	5	1	1	-	11	27	19	7	1	5	1	-	3	13	23
1959-60	14	6	6	2	-	14	41	35	7	5	2	0	-	10	27	13	7	1	4	2	-	4	14	22
1960-61	14	2	9	3	-	7	31	54	7	1	6	0	-	2	16	31	7	1	3	3	-	5	15	23
1961-62	14	4	9	1	-	9	39	70	7	2	5	0	-	4	14	34	7	2	4	1	-	5	25	36
1962-63	14	4	8	2	-	10	41	57	7	2	4	1	-	5	24	27	7	2	4	1	-	5	17	30
1963-64	14	5	7	2	-	12	42	42	7	4	2	1	-	9	23	19	7	1	5	1	-	3	19	23
1964-65	14	4	7	3	-	11	29	40	7	1	3	3	-	5	14	17	7	3	4	0	-	6	15	23
1965-66	14	4	9	1	-	9	30	52	7	3	3	1	-	7	16	16	7	1	6	0	-	2	14	36
1966-67	14	2	11	1	-	5	32	51	7	2	5	0	-	4	18	25	7	0	6	1	-	1	14	26
1967-68	10	2	5	3	-	7	23	27	5	2	2	1	-	5	15	13	5	0	3	2	-	2	8	14
1968-69	8	4	2	2	-	10	36	27	4	4	0	0	-	8	26	12	4	0	2	2	-	2	10	15
1969-70	8	4	3	1	-	9	28	24	4	3	0	1	-	7	18	12	4	1	3	0	-	2	10	12
1970-71	6	5	1	0	-	10	32	13	3	3	0	0	-	6	17	6	3	2	1	0	-	4	15	7
1971-72	6	4	1	1	-	9	19	14	3	2	0	1	-	5	11	7	3	2	1	0	-	4	8	7
1972-73	5	4	1	0	-	8	21	17	2	2	0	0	-	4	11	7	3	2	1	0	-	4	10	10
1973-74	6	4	2	0	-	8	24	23	3	2	1	0	-	4	14	13	3	2	1	0	-	4	10	10
1974-75	6	1	2	3	-	5	19	21	3	1	0	2	-	4	12	9	3	0	2	1	-	1	7	12
1975-76	6	4	1	1	-	9	24	20	3	2	0	1	-	5	12	5	3	2	1	0	-	4	12	15
1976-77	6	3	2	1	-	7	29	26	3	2	0	1	-	5	15	10	3	1	2	0	-	2	14	16
1977-78	6	5	0	1	-	11	22	12	3	2	0	1	-	5	12	8	3	3	0	0	-	6	10	4
1978-79	8	5	1	2	-	12	32	22	4	3	1	0	-	6	18	14	4	2	0	2	-	6	14	8
1979-80	4	4	0	0	-	8	25	8	2	2	0	0	-	4	18	6	2	2	0	0	-	4	7	2
1980-81	4	1	1	2	-	4	17	15	2	0	1	1	-	1	7	8	2	1	0	1	-	3	10	7
1981-82	3	3	0	0	-	6	14	7	2	2	0	0	-	4	9	4	1	1	0	0	-	2	5	3
1982-83	3	2	1	0	-	4	13	11	1	1	0	0	-	2	6	3	2	1	1	0	-	2	7	8
1983-84	3	1	2	0	-	2	11	13	2	1	1	0	-	2	7	7	1	0	1	0	-	0	4	6
1984-85	3	2	1	0	-	4	14	10	1	1	0	0	-	2	5	1	2	1	1	0	-	2	9	9
1985-86	3	2	0	1	-	5	13	9	2	2	0	0	-	4	7	3	1	0	0	1	-	1	6	6
1986-87	3	2	1	0	-	4	15	12	1	1	0	0	-	2	8	5	2	1	1	0	-	2	7	7
1987-88	3	2	1	0	-	4	14	12	2	1	1	0	-	2	11	10	1	1	0	0	-	2	3	2
1988-89	3	3	0	0	-	6	11	4	1	1	0	0	-	2	2	1	2	2	0	0	-	4	9	3
1989-90	3	2	1	0	-	4	18	11	2	2	0	0	-	4	12	4	1	0	1	0	-	0	6	7
1990-91	3	2	1	0	-	4	10	8	1	1	0	0	-	2	2	0	2	1	1	0	-	2	8	8
1991-92	3	3	0	0	-	6	13	7	2	2	0	0	-	4	8	5	1	1	0	0	-	2	5	2
1992-93	2	0	1	1	-	1	5	8	1	0	1	0	-	0	1	4	1	0	0	1	-	1	4	4
1993-94	2	0	2	0	-	0	2	7	1	0	1	0	-	0	0	3	1	0	1	0	-	0	2	4
1994-95	-	-	-	-	-	-	-	-	-	-	-	-	-	-	-	-	-	-	-	-	-	-	-	-
1995-96	2	0	1	1	-	1	5	7	1	0	1	0	-	0	1	3	1	0	0	1	-	1	4	4
1996-97	2	0	2	0	-	0	3	6	1	0	1	0	-	0	1	2	1	0	1	0	-	0	2	4
1997-98	2	1	0	1	-	3	6	2	1	1	0	0	-	2	4	0	1	0	0	1	-	1	2	2
1998-99	5	3	1	1	-	7	15	11	2	2	0	0	-	4	6	2	3	1	1	1	-	3	9	9
1999-00	5	2	2	1	0	5	13	15	3	2	1	0	0	4	10	8	2	0	1	1	0	1	3	7
2000-01	5	3	1	0	1	7	11	10	2	1	0	0	1	3	5	2	3	2	1	0	0	4	6	8
2001-02	5	1	4	0	0	2	4	9	3	1	2	0	0	2	4	5	2	0	2	0	0	0	0	4
2002-03	5	3	2	0	0	6	15	12	2	2	0	0	0	4	9	4	3	1	2	0	0	2	6	8
2003-04	6	3	3	0	0	6	12	17	3	1	2	0	0	2	3	11	3	2	1	0	0	4	9	6
2004-05	-	-	-	-	-	-	-	-	-	-	-	-	-	-	-	-	-	-	-	-	-	-	-	-
2005-06	8	4	2	-	2	10	24	21	4	3	1	-	0	6	10	8	4	1	1	-	2	4	14	13
2006-07	8	5	3	-	0	10	22	25	4	2	2	-	0	4	11	18	4	3	1	-	0	6	11	7
2007-08	8	5	1	-	2	12	28	23	4	2	1	-	1	5	13	14	4	3	0	-	1	7	15	9
2008-09	6	5	1	-	0	10	28	21	3	2	1	-	0	4	15	11	3	3	0	-	0	6	13	10
BOSTON vs.VANCOUVER																								
1970-71	6	5	1	0	-	10	35	21	3	3	0	0	-	6	20	10	3	2	1	0	-	4	15	11
1971-72	6	6	0	0	-	12	35	12	3	3	0	0	-	6	21	4	3	3	0	0	-	6	14	8
1972-73	5	4	1	0	-	8	30	18	2	1	1	0	-	2	11	8	3	3	0	0	-	6	19	10
1973-74	5	4	0	1	-	9	23	12	3	3	0	0	-	6	17	8	2	1	0	1	-	3	6	4
1974-75	4	3	1	0	-	6	19	12	2	2	0	0	-	4	12	5	2	1	1	0	-	2	7	7
1975-76	4	2	1	1	-	5	14	13	2	2	0	0	-	4	8	5	2	0	1	1	-	1	6	8
1976-77	4	4	0	0	-	8	22	7	2	2	0	0	-	4	7	3	2	2	0	0	-	4	15	4
1977-78	4	2	0	2	-	6	19	14	2	1	0	1	-											

YEAR-BY-YEAR SEASON SERIES BY TEAM

KEY:	Overall								Home								Road								
	GP	W	L	T	O	PTS	GF	GA	GP	W	L	T	O	PTS	GF	GA	GP	W	L	T	O	PTS	GF	GA	
2000-01	1	0	0	1	0	1	2	2	1	0	0	1	0	1	2	2	-	-	-	-	-	-	-	-	
2001-02	2	2	0	0	0	4	5	3	1	1	0	0	0	2	3	2	1	1	0	0	0	2	2	1	
2002-03	2	1	1	0	0	2	10	9	1	0	1	0	0	0	4	6	1	1	0	0	0	2	6	3	
2003-04	1	1	0	0	0	2	2	1	1	1	0	0	0	2	2	1	-	-	-	-	-	-	-	-	
2004-05	-	-	-	-	-	-	-	-	-	-	-	-	-	-	-	-	-	-	-	-	-	-	-	-	
2005-06	1	0	1	-	0	0	2	5	-	-	-	-	-	-	-	-	1	0	1	-	0	0	2	5	
2006-07	1	1	0	-	0	2	2	0	1	1	0	-	0	2	2	0	-	-	-	-	-	-	-	-	
2007-08	-	-	-	-	-	-	-	-	-	-	-	-	-	-	-	-	-	-	-	-	-	-	-	-	
2008-09	1	1	0	-	0	2	1	0	-	-	-	-	-	-	-	-	1	1	0	-	0	2	1	0	
BOSTON vs. WASHINGTON																									
1974-75	5	4	0	1	-	9	41	10	3	3	0	0	-	6	30	7	2	1	0	1	-	3	11	3	
1975-76	5	4	0	1	-	9	20	14	2	2	0	0	-	4	7	5	3	2	0	1	-	5	13	9	
1976-77	5	4	0	1	-	9	20	12	3	2	0	1	-	5	13	9	2	2	0	0	-	4	7	3	
1977-78	5	4	0	1	-	9	25	10	2	2	0	0	-	4	10	1	3	2	0	1	-	5	15	9	
1978-79	4	3	0	1	-	7	20	10	2	2	0	0	-	4	11	4	2	1	0	1	-	3	9	6	
1979-80	4	2	1	1	-	5	15	13	2	1	0	1	-	3	6	5	2	1	1	0	-	2	9	8	
1980-81	4	2	1	1	-	5	18	9	2	1	1	0	-	2	9	6	2	1	0	1	-	3	9	3	
1981-82	3	3	0	0	-	6	16	8	2	2	0	0	-	4	9	4	1	1	0	0	-	2	7	4	
1982-83	3	0	3	0	-	0	8	12	1	0	1	0	-	0	1	2	2	0	2	0	-	0	7	10	
1983-84	3	2	1	0	-	4	9	5	2	1	1	0	-	2	5	4	1	1	0	0	-	2	4	1	
1984-85	3	1	2	0	-	2	8	12	1	0	1	0	-	0	4	5	2	1	1	0	-	2	4	7	
1985-86	3	0	2	1	-	1	6	10	2	0	1	1	-	1	3	4	1	0	1	0	-	0	3	6	
1986-87	3	1	1	1	-	3	8	8	1	1	0	0	-	2	3	2	2	0	1	1	-	1	5	6	
1987-88	3	1	2	0	-	2	5	10	2	1	1	0	-	2	4	6	1	0	1	0	-	0	1	4	
1988-89	3	1	1	1	-	3	7	11	1	0	1	0	-	0	2	7	2	1	0	1	-	3	5	4	
1989-90	3	2	1	0	-	4	13	13	2	1	1	0	-	2	8	10	1	1	0	0	-	2	5	3	
1990-91	3	1	1	1	-	3	11	11	1	0	1	0	-	0	3	5	2	1	0	1	-	3	8	6	
1991-92	3	1	1	1	-	3	12	12	1	0	0	1	-	1	5	5	2	1	1	0	-	2	7	7	
1992-93	3	2	1	0	-	4	11	13	2	2	0	0	-	4	9	7	1	0	1	0	-	0	2	6	
1993-94	4	4	0	0	-	8	23	10	2	2	0	0	-	4	14	5	2	2	0	0	-	4	9	5	
1994-95	3	0	2	1	-	1	3	6	2	0	1	1	-	1	2	4	1	0	1	0	-	0	1	2	
1995-96	4	2	2	0	-	4	11	11	2	0	2	0	-	0	2	6	2	2	0	0	-	4	9	5	
1996-97	4	1	1	2	-	4	11	11	2	1	1	0	-	2	6	6	2	0	0	2	-	2	5	5	
1997-98	4	2	1	1	-	5	7	5	2	1	0	1	-	3	3	1	2	1	1	0	-	2	4	4	
1998-99	4	3	1	0	-	6	14	13	2	2	0	0	-	4	9	7	2	1	1	0	-	2	5	6	
1999-00	4	1	1	2	0	4	7	7	2	0	1	1	0	1	2	5	2	1	0	1	0	3	5	2	
2000-01	4	1	2	1	0	3	7	7	2	1	1	0	0	2	4	3	2	0	1	1	0	1	3	4	
2001-02	4	2	1	0	1	5	12	7	2	2	0	0	0	4	11	4	2	0	1	0	0	1	1	3	
2002-03	4	2	1	1	0	5	18	14	2	1	0	1	0	3	8	7	2	1	1	0	0	2	10	7	
2003-04	4	2	1	1	0	5	14	12	2	1	0	1	0	3	6	5	2	1	1	0	0	2	8	7	
2004-05	-	-	-	-	-	-	-	-	-	-	-	-	-	-	-	-	-	-	-	-	-	-	-	-	
2005-06	4	3	0	-	1	7	11	9	2	1	0	-	1	3	4	4	2	2	0	-	0	4	7	5	
2006-07	4	4	0	-	0	8	13	9	2	2	0	-	0	4	7	5	2	2	0	-	0	4	6	4	
2007-08	4	2	1	-	1	5	7	12	2	2	0	-	0	4	4	1	2	0	1	-	1	1	3	11	
2008-09	4	1	2	-	1	3	8	11	2	1	0	-	1	3	6	6	2	0	2	-	0	0	2	5	

BOSTON BRUINS 2009-2010 SCHEDULE BREAKDOWN BY TEAM

EASTERN CONFERENCE

Northeast Division			
Boston Bruins	Total	Home	Road
Buffalo Sabres	6	3	3
Montreal Canadiens	6	3	3
Ottawa Senators	6	3	3
Toronto Maple Leafs	6	3	3
Atlantic Division			
New Jersey Devils	4	2	2
New York Islanders	4	2	2
New York Rangers	4	2	2
Philadelphia Flyers	4	2	2
Pittsburgh Penguins	4	2	2
Southeast Division			
Atlanta Thrashers	4	2	2
Carolina Hurricanes	4	2	2
Florida Panthers	4	2	2
Tampa Bay Lightning	4	2	2
Washington Capitals	4	2	2

WESTERN CONFERENCE

Central Division			
Chicago Blackhawks	Total	Home	Road
Columbus Blue Jackets	1	1	0
Detroit Red Wings	1	0	1
Nashville Predators	1	1	0
St. Louis Blues	1	0	1
Northwest Division			
Calgary Flames	1	1	0
Colorado Avalanche	1	1	0
Edmonton Oilers	1	1	0
Minnesota Wild	1	0	1
Vancouver Canucks	1	1	0
Pacific Division			
Anaheim Ducks	2	1	1
Dallas Stars	1	0	1
Los Angeles Kings	2	1	1
Phoenix Coyotes	1	0	1
San Jose Sharks	1	0	1



One of the season's highlights will be the 2010 Bridgestone/NHL Winter Classic game on Friday, January 1st at 1:00 p.m. as the Bruins host the Philadelphia Flyers at Fenway Park in Boston.



OFF THE ICE



BOSTON BRUINS BUSINESS OPERATIONS



DAN ZIMMER
Vice President, Business Operations

Dan Zimmer enters his fourth season in Boston as the Bruins' Vice President of Business Operations. He is responsible for the team's business strategy as well as overseeing the club's legal, finance, box office and retail operations. A native of Buffalo, NY and a graduate of that city's Canisius College with both a BS degree in finance and an MBA, he came to Boston following 11 years with Delaware North Companies, Inc., most recently as Treasurer and Vice President. In his role with DNC, Zimmer has been involved in numerous sports business initiatives and strategies, including the financial relationships for the Boston Bruins and the TD Garden, the company's Sportservice business and its international business. He has also worked directly with the National Hockey League on numerous business matters. His duties with Delaware North included managing the corporate treasury area and overseeing DNC's relationships with lending institutions and investment managers for DNC and its affiliates, including the Boston Bruins. Prior to joining

Delaware North, Zimmer was a vice president of commercial lending with the former Chemical Bank, now known as J.P. Morgan Chase Bank.



AMY LATIMER
Senior Vice President, Sales and Marketing

Amy Latimer enters her fourth season as Senior Vice President of Sales and Marketing for both the Bruins and TD Garden. She is responsible for developing and leading all sales and marketing strategies for the Bruins and Garden, including the team's advertising, sponsorship and ticketing services and the building's event marketing. The native of Ellicott City, MD received her degree in Political Science from the University of Rhode Island, which she attended on a full basketball scholarship. She also took political management courses at George Washington University and worked for Empower America while living in Washington, D.C. She joined the TD Garden in January, 1995 as the Director of Marketing. She then created the company's e-Business department and also served as the Director of e-Business for both the Bruins and building before assuming her current position.



JIM BEDNAREK
Vice President, Finance

Jim Bednarek enters his 14th season as Vice President of Finance and Administration with TD Garden and his third season with the dual role as Vice President of Finance for the Bruins. In these positions, he has financial oversight responsibilities for both companies. He joined TD Garden in January, 1996 following eight years with Delaware North Companies in Buffalo where he assumed various managerial positions and special project roles. The graduate of SUNY at Buffalo is also a Certified Public Accountant.



JEN COMPTON
Vice President, Marketing

Jen Compton enters her second season as Vice President of Marketing for the Boston Bruins and the TD Garden. Compton has marketing oversight of both companies and her TD Garden responsibilities also include Public Relations. She directs integrated marketing campaigns to support the diverse Boston Bruins and Garden products, including The Premium Club, corporate partnerships, VIP ticketing, family shows and concerts; and oversees brand management, advertising, creative services, e-marketing, and grassroots initiatives for the building as well as the club. A graduate of Syracuse University, Compton previously worked for John Hancock, the New England Patriots and the New England Revolution in various marketing and public relations capacities. She joined the TD Garden in 2004 and had previously been Director of Marketing & PR for the Garden.



CHRIS JOHNSON
Vice President, Corporate Partnerships

Chris Johnson enters his 14th season with TD Garden as Vice President of Corporate Partnerships. He is responsible for maximizing corporate sales and sponsorship initiatives as well as leading the corporate sales team in development and implementation of strategic plans consistent with Boston Bruins and TD Garden initiatives. A graduate of the University of Massachusetts, Johnson had previously served various capacities in the Corporate Partnerships and Premium Sales Department of the Garden. He worked as a Group Sales Representative with the Boston Red Sox and Assistant Director of Marketing and Sales with an arena football league prior to joining the Boston Bruins and TD Garden.



BOSTON BRUINS MEDIA INFORMATION

STAFF:



MATTHEW CHMURA

Director of Communications
Office: 617-624-1913
E-mail: mchmura@bostonbruins.com

* Contact for interview requests for club officers & executives and credential requests

Matthew Chmura enters his fourth season with the Bruins, his third as the team's Director of Communications following one season as Director of Media Relations. He is responsible for the club's overall communications functions and strategies while overseeing all media relations, publications and website editorial efforts. A native of Taunton, MA, he began his sports career as an intern in the public relations departments of the New England Revolution, the Tennessee Titans and the New England Patriots and he spent two seasons as Manager and then Director of Public Relations with the MetroStars of Major League Soccer. He came to the Bruins following one season as Vice President of Communications and New Media with Red Bull New York (MLS) and in that position, he managed all of that club's public relations, media relations, broadcasting and interactive media efforts. He is a graduate of the College of the Holy Cross with a BA in Political Science and has served as a Trustee for that institution. He is also on the Board of Directors for the Boys & Girls Clubs of Taunton, MA, and the Bay State Games. Chmura is single and resides in Boston.



ERIC TOSI

Manager of Media Relations
Office: 617-624-1935
E-mail: etosi@bostonbruins.com

* Contact for interview requests for head coach and players



KELLY MOHR

Public Relations Coordinator
Office: 617-624-1967
E-mail: kmohr@bostonbruins.com

* Contact for non-hockey related interview requests



HEIDI HOLLAND

Director of Publications & Information
Office: 617-624-1909
E-mail: hholland@bostonbruins.com

* Contact for game notes and photo archives



JOHN BISHOP

Web Content Manager
Office: 617-624-1213
E-mail: jbishop@bostonbruins.com

GAME-DAY MEDIA POLICIES:

Media Credentials

Credentials are issued to those media who cover the Bruins both seasonally and on an occasional game-by-game basis. The credential is good only for the game(s) printed on the tag and must be displayed to the TD Garden security personnel to gain entry to restricted areas. A letter on file from the Sports Editor, News Director, etc. addressed to the Media Relations Department, Boston Bruins, 100 Legends Way, Boston, MA 02114, can be faxed to 617-523-7184 and will facilitate the issuing of this type of credential. Single game credentials must be requested no later than noon the day prior to the game.

Press Gate

The press gate is located on the Legends Way side of the TD Garden (on the right side as you are facing the building from Causeway Street). It is the second door on Legends Way. Credentials to Bruins games may be picked up at the press gate, which is open from three hours prior to game time until the midway point of the first period. All media must show a press pass to enter through the press gate.

Press Work Area and Press Lounge

The press work area and press lounge are located on level three (ice level) of the TD Garden. The press lounge and media work area, known as the Will McDonough Room, are located together, directly to the left of the Bruins locker room. Meals are served buffet style two hours prior to game time. All food must be consumed in the press lounge and may not be taken to the press box. The press work area is located to the right of the press lounge. There are reserved seats for daily media and additional work spaces with telephones and wireless internet access. Please honor the reserved spaces. News releases, game day notes and statistical packages are available each game day in the back workroom area from the morning skate through the game.



BOSTON BRUINS MEDIA INFORMATION

Press Box

The press box is on level nine of the TD Garden on the side opposite the team benches. Access to the press box from the press lounge and work area is by freight elevator. Please note that only the right-hand freight elevator has level nine access. Seats in the press box are on an assigned basis only and members of the media must sit in the seat assigned to them. Please check the seating charts in the press room or press box, or check with the press box attendant for your seat assignment. Daily print media have priority to press box seating due to their need for telephones and electrical outlets. In order to ensure seating in the press box, it is necessary for all media to notify the Bruins media relations staff of their attendance by noon the day prior to the game. If you do not have an assigned seat, please check with a member of the media relations staff. In compliance with TD Garden regulations, smoking is not allowed in the arena. If you wish to smoke, you may do so in the area directly outside the press gate on the ground level.

Wireless Internet

Wireless internet is provided free of charge on all game days in both the press box and in the Will McDonough Room for members of the working media. Signs will be posted each game providing the user name and password information for that game. If you have difficulty with the wireless connection, please contact a member of the Bruins media relations staff.

Photo Positions

Photo positions at the TD Garden are located in the corners at ice level and at center ice on the club level. All photo positions will be assigned prior to the game by the media relations department. Daily print and wire services receive priority for prime positions. There is a photo meeting one hour before each game at the Zamboni entrance on level three.

Game Day / Night

The Bruins team dressing room is closed prior to game time, although requested players will be made available during a 30-minute window beginning two hours prior to faceoff. The Bruins locker room will be open within five minutes of the end of the game to working media only. Head Coach Claude Julien's press conference will follow approximately 15 minutes post-game in the Will McDonough Room (the press lounge).

Player and Management Access

If the media wishes to interview a player who is not present in the dressing room, they should make the request to a Bruins media relations representative who will locate the player and, if possible, make him available.

Visitors Dressing Room

Visiting team rooms are closed to the media for five minutes after the game. Visiting team coaches or visiting team personnel are responsible for opening their dressing room to the media.

Interviews

Television networks and stations requesting live pre-game interviews with a player must request these prior to or during the morning skate. Live television interviews are available for each game before 5:30 p.m. (for a 7:00 p.m. game), and may be arranged through the Bruins media relations staff. Live television interviews after 5:30 p.m. will be scheduled on a case-by-case basis by the Bruins media relations staff.

PRACTICE SESSION MEDIA POLICIES:

Media Access

The media has full access to all team practices at all practice facilities, including game-day skates, in accordance with NHL Media Regulations. The media is allowed to enter the team dressing room five minutes after the first regular player who has participated in the entire practice leaves the ice. In the event of a team meeting, the media will be allowed access immediately following the conclusion of the meeting. The locker room is closed to the media prior to and during practice. Head Coach Claude Julien will be available approximately 20 minutes after the conclusion of practices. To confirm practice times, please call the Media Information Line at 617-624-1910.

Practices at Ristuccia Memorial Arena

The media should enter Ristuccia Memorial Arena through the front entrance of the building. There is an elevated enclosed media work area located at the Bruins locker room end of the rink. Team notes and media information will be available in that work area.

Practices at TD Garden

The media should enter the TD Garden through the same press gate used for games on Legends Way. Media should enter the stands from the Zamboni entrance and sit in the loge seats opposite the team benches. Team notes and media information will be available inside the Will McDonough Room.

MISCELLANEOUS:

News Releases

Accredited members of the media who would like to receive e-mailed Bruins news releases should contact a member of the media relations staff with an e-mail address. Press releases produced by the Bruins include a weekly release (The Week Ahead) which details the weekly schedule of games, practices and other Bruins events.



BOSTON BRUINS MEDIA INFORMATION

www.BostonBruins.com/media

The Bruins Communications Department will maintain a password protected, media-only section of their website that will contain Bruins-related clips, press releases, game notes, player and coach transcripts, practice schedules and other relevant media information. Questions regarding the website can be directed to Eric Tosi at etosi@bostonbruins.com.

NHLMedia.com

The NHL's password-protected media site includes statistics, press releases, game notes, credential applications and much more. The site also has player headshots and pdf files of every team's media guide. To access the site, visit <http://media.nhl.com> to register for a password.

Media Parking

There is no media parking at the TD Garden for non-television broadcast vehicles. There are two parking structures that are easily accessible from the TD Garden - one directly under the building accessible from the Nashua Street entrance and another directly across the street on Nashua St. The TD Garden can also be reached by subway on the green and orange lines to North Station, as well as the commuter rail. Television stations are allowed one vehicle in the TD Garden Causeway St. parking lot per event (practice, game, press conference, etc.).

Players' Personal Telephone Numbers

At no time will a player's home or mobile phone number be released to either the media or the public unless the player specifically authorizes such release. Members of the media attempting to reach players must do so through the Bruins media relations staff.

Autographs

Media attending Bruins practices or games are strictly forbidden from requesting autographs. The locker room area is for working media only. Any person in the locker room with a media pass observed asking players for autographs will be asked leave the premises.

Team Medical Rooms

Team medical rooms located at the TD Garden or Ristuccia Memorial Arena are off limits to the media at all times.

Cell Phones

Per NHL media regulations, no media member is permitted to use a cell phone in the dressing room to place a call or take photographs.

DIRECTIONS:

To TD Garden:

From I-93 South – Take Exit 26 toward Storrow Drive/North Station, staying to the right at the fork. Turn right at the light onto Nashua Street and follow the signs to North Station. TD Garden will be on the left.

From I-93 North – Take Exit 23 toward Government Center. Take the North End ramp toward Charlestown. Turn left onto Cross Street. Take a slight right onto N. Washington Street. Turn left onto Causeway Street and TD Garden will be on the right.

To Ristuccia Memorial Arena:

From I-93 South – Take Exit 40 toward N. Reading. Turn left onto MA-62. Turn right onto Clarke Street. Turn right onto Main Street. Ristuccia Memorial Arena will be on your right.

From I-93 North – Take Exit 38 toward Reading/Wilmington. Keep right at the fork to go on MA-129/Lowell Street. Turn right onto Main Street. Ristuccia Memorial Arena will be on your right.

Any additional questions that you may have regarding media policies can be directed to Director of Communications Matthew Chmura.



ON THE AIR WITH THE BRUINS



JACK EDWARDS

Television Play-by-Play, New England Sports Network (NESN)

Jack Edwards enters his fifth season as a play-by-play voice for Bruins games on NESN and his third season doing both home and road contests. A television veteran of over 25 years, he came to NESN after five years of play-by-play for both ESPN and HDNet broadcasts of NHL games. A graduate of the University of New Hampshire, Edwards began his career doing play-by-play of Wildcats hockey which led to reporter and anchor positions in both radio and television in New Hampshire and Providence. He came to Boston in the 1980s as a sports anchor and reporter at both WCVB-TV 5 and WHDH-TV 7 and also worked as a reporter for ABC's Wide World of Sports and Olympic coverage on both ABC and CBS. He joined ESPN in 1991 as an anchor and reporter for SportsCenter and won an Emmy award for his ESPN reporting. He has also done play-by-play for ESPN's coverage of hockey and soccer, including the 2002 World Cup finals, and the Little League World Series.



ANDY BRICKLEY

Television Color Commentary, New England Sports Network (NESN)

Andy Brickley enters his tenth season of color commentary on the Bruins television airwaves following one season of Bruins commentary for WBZ radio. Following a college hockey career at the University of New Hampshire, he played 14 seasons at both the National Hockey League and minor league levels, including four seasons in a Bruins uniform from 1988-92. He was a member of IHL Turner Cup championship teams with both Denver in 1994-95 and Utah in 1995-96. He retired with NHL career totals of 82 goals and 140 assists for 222 points in 385 NHL games with Philadelphia, Pittsburgh, New Jersey, Boston and Winnipeg. He has worked with Versus as both a color analyst and reporter during their NHL playoff coverage over the past three seasons and has also worked on AHL, IHL and college hockey broadcasts in addition to three World Junior Championship tournaments. A native of Melrose, MA, he is a member of both the Melrose High School and University of New Hampshire Halls of Fame.



DAVE GOUCHER

Radio Play-by-Play, 98.5 The Sports Hub

Dave Goucher enters his ninth season of Bruins radio play-by-play, first on WBZ-AM and now on new flagship 98.5 The Sports Hub. A native of Pawtucket, RI, he graduated in 1993 from Boston University where he broadcast Terriers hockey from 1991-1993 before moving to pro hockey with Wheeling of the East Coast Hockey League, doing play-by-play for the Thunderbirds for two seasons from 1993-1995. He spent five years as the radio voice of the Bruins' AHL affiliate in Providence, including their Calder Cup-winning season in 1998-99, in addition to serving as the team's director of broadcasting and communications from 1995-2000. He has been named New England's top radio play-by-play announcer on three occasions by the Associated Press.



BOB BEERS

Radio Color Commentary, 98.5 The Sports Hub

Bob Beers enters his 11th season as color analyst on Bruins radio. He came to the broadcast booth following an eight-year professional career as a defenseman in the NHL and with minor league affiliates. Drafted by Boston as their tenth pick, 210th overall, in the 1985 NHL Entry Draft, he played three-plus seasons with the Bruins organization before moving to NHL stops in Tampa Bay, Edmonton and the NY Islanders for four seasons. He returned to the Bruins for the 1996-97 season before retiring as a full-time player in August, 1997. He also played parts of two seasons with the Bruins' AHL affiliate in Providence as his radio schedule allowed in both 1998-99 and 1999-2000. Beers has also worked with NHL Radio and Versus television broadcasts during the playoffs.



ADDITIONAL OFFICE STAFF



BETH ANTHONY
Promotions Coordinator



MARYANN BAGNOLI
Marketing & Media
Strategist



LINDA BARTLETT
Staff Accountant



BOTIN BOU
Payroll & Benefits
Manager



RITA BRANDANO
Executive Secretary



JOHN CADIGAN
Ticket Sales
Representative



NICK CAMARA
Fan Relations
Representative



LEIGH CASTERGINE
Director of Ticket
Sales & Fan Relations



LAUMA CERLINS
Retail Director



KERRY COLLINS
Director of Community
Relations & Promotions



JO-ANN CONNOLLY-WHITE
Ticket Office
Receptionist



LINDSAY CORBO
Fan Relations
Representative



SEAN CUMMINGS
Season Sales Account
Executive



LIZ d'ENTREMONT
Marketing Manager



LORI DIGIACOMO
Youth Hockey Development
Manager



CHRIS DIPIERRO
Director of Marketing



ADAM DIVINCENZO
Ticket Sales
Representative



DAN ECCLES
Senior Staff
Accountant



JIM FOLEY
Assistant Director of
Ticket Operations



ZACK FITZGERALD
Coordinator,
Boston Bruins Foundation



JONATHAN GOTLIB
Web Video Producer



MATT GULLEY
Season Sales Account
Executive



NIKKI GULLOTTI
Fan Relations
Representative



SARAH HIGGINS
Event Manager,
Boston Bruins Foundation



JOHN HUGHES
Senior Fan Relations
Representative



CHARLIE KAROLY
Group Sales Account
Executive



JOE LAWLOR
Director of
Human Resources



LEAH LEAHY-WILLIAMS
Senior Director,
Premium Sales



ALLYSON LEONARD
Senior Box Office
Analyst



BRIANA LYNCH
Group Sales Account
Executive



ADDITIONAL OFFICE STAFF



RACHAEL MARKOVITZ
Marketing Coordinator



BEN MAZZA
Legends Sales
Coordinator



ERIN McEVOY
Coordinator,
Boston Bruins Foundation



RICK McGLINCHEY
Controller



COURTNEY McNEICE
Fan Relations
Representative



CAILLIN MILLER
Group Sales Account
Executive



KAREN ONDO
Administrative
Assistant



COLE PARSONS
Game Presentation &
Promotions Manager



DANA PETRIE
Senior Director,
The Premium Club



JASON PETRIE
Graphic Designer



MATT REECE
Assistant General Counsel



MARK RODRIGUES
Ticket Sales Manager



KAITLIN ROWE
Fan Relations
Representative



LIZ SERPICO
Community Relations
Coordinator



NATE SILVERSTEIN
Asst. to the VP of
Business Operations



JAMIE SMITH
Human Resources
Generalist



CHRIS SPANO
Group Sales Manager



BOB SWEENEY
Director of Development,
Boston Bruins Foundation



TAMALA SWEESY
Fan Relations Manager



MATT SYNAKOWSKI
Business Analyst



MAL VIOLA
Administrative Assistant,
Alumni Office



DAN WEINER
Ticket Sales
Representative



MATTHEW WHELAN
Director of Ticket
Operations



DARRELL WOOD
Director of Interactive



TINA ZETTEL
Season Sales Account
Executive



TD GARDEN



Over 25 million people have come through the TD Garden turnstiles since its grand opening in September 1995, enjoying Boston Bruins hockey, Boston Celtics basketball, world-renowned concerts, sporting events, family shows and much, much more. The state-of-the-art building is a year-round, 19,600-seat arena, fully equipped with three private restaurants (Banners Harbor View, Budweiser Legends Club and The Premium Club), 90 executive suites, 1100 club seats, a multi-million dollar high-definition video scoreboard – the Garden HDX – and complete 360-degree LED technology.

The TD Garden has undergone major renovations and made multi-million dollar re-investments in the fan experience over the last four years. An extreme makeover brought the addition of The Premium Club's AT&T SportsDeck and The Heineken Boardroom, an event suite dubbed The Garden View, new concessions and retail stands, a level 4 concourse bar called The Hub, and renovations to suites among other upgrades. The east end of level 6, formerly known as Banners Restaurant, was completely revamped and converted into five new premium seating and dining areas, which debuted at the beginning of the 2008-09 season. The new east end of The Premium Club features Banners Harbor View, an upscale dining area; Insight Club Lounge, a raw bar and lounge accessible to all Premium Club members; Executive View, a corporate event suite with meeting capabilities; Partners Room, used for private functions; and The Lofts, an all inclusive luxury seating and dining option ideal for small groups.

The arena's impressive facilities and Boston's appeal have helped the TD Garden attract many events with a national profile and the building has been recognized by many industry publications as one of the top arenas in the country. Professional indoor lacrosse arrived in January, 2009, as the Boston Blazers, a National Lacrosse League expansion franchise, now also calls the TD Garden home. The building has also hosted such premier sporting events as the 1996 NHL All-Star Game, 1996 and 2000 US Gymnastics Trials, 1998 and 2004 NCAA Men's Ice Hockey Championship 'Frozen Four', 1999 and 2003 NCAA Division I Men's Basketball First and Second Rounds, 2001 US Figure Skating Championships, the 2004 Democratic National Convention, the 2006 NCAA Women's Final Four, and the 2009 NCAA Men's Basketball Division I East Regionals. TD Garden has also played host to many record-breaking concerts, covering every genre from U2 and Justin Timberlake to Andrea Bocelli and Garth Brooks, and family shows such as the Ringling Bros. and Barnum & Bailey Circus, Disney on Ice and the Harlem Globetrotters.

PREVIOUS HOME ARENAS

TD Garden is the third building that the Bruins have called home. The Bruins, the first U.S.-based team in the National Hockey League, played their first game on December 1, 1924 as they defeated the Montreal Maroons by a 2-1 score at the Boston Arena. The Boston Arena, built in 1909, was host to boxing, track and figure skating before the Bruins made their debut and the rink would be the Bruins home for four seasons. Now known as Matthews Arena under its fourth renovation, it is the world's oldest ice hockey arena and stands as part of Northeastern University, whose hockey team it has hosted since 1929.

Boxing promoter Tex Rickard entered the Boston sporting scene in 1928. Rickard had built New York's Madison Square Garden as a boxing venue and that building later became home to the NY Rangers when they entered the NHL in 1926. The success of the Bruins lured Rickard to Boston and he built the Boston Garden as the second of a planned series of Gardens throughout the country, a plan that ended with his death in January, 1929.

The grand new Boston Garden opened on November 17, 1928 and three days later the Bruins played their first game in the building when they hosted the Montreal Canadiens on November 20. They lost that game by a 1-0 score, but their first season in Boston Garden proved a magical one as they won their first Stanley Cup championship in that 1928-29 season.

The greatest players in Bruins and NHL history skated on Boston Garden ice and in all, five Stanley Cup championship banners were raised to its rafters. The Boston Celtics and the NBA were born in 1946 and the Green became the league's premier dynasty over their 49 seasons in Boston Garden with 16 championship titles under that roof.

TD GARDEN

Boston Garden saw the world's greatest entertainers pass through the doors for 67 years. Music's hottest acts, from the Beatles to U2, took to its stage. Families returned year after year to enjoy the wonders of the Ringling Bros. and Barnum & Bailey Circus, Disney on Ice, the Harlem Globetrotters along with a variety of other shows. Politicians became part of the Boston Garden history as well, as famed orators such as Winston Churchill, Franklin Roosevelt and John F. Kennedy all gave memorable speeches from the building's floor.



The Bruins held “The Last Hurrah” at Boston Garden on September 25, 1995, closing out their 67-year history in the building with grand ceremonies around a pre-season game vs. the Canadiens.

Some of the greatest players in team history took a final skate on the Garden ice at the conclusion of the evening, (including, pictured L to R: Terry O'Reilly, Ray Bourque and Bobby Orr aiding Normand Leveille) with Orr the final skater to leave the storied surface.

The building itself closed its doors to the public for the last time with a nostalgic evening of entertainment on September 29, 1995.

The FleetCenter opened the following evening with a spectacular gala as a new era was ushered in for sports and entertainment in New England. That name stood until March 3, 2005 when TD Banknorth Inc. and Delaware North Companies reached an agreement on a 20-year naming rights partnership to bring the beloved Garden name back to the building. On July 1, 2009 the arena was officially renamed ‘TD Garden’ as TD Banknorth prepared to re-brand their operations to TD Bank.

TD GARDEN FACTS

Owner:	Privately financed and owned by Delaware North Companies, Inc. - Boston, a subsidiary of Delaware North Companies, Inc.		
General Contractor:	Morse Diesel International		
Project Design:	Ellerbe Becket, Inc. of Kansas City, MO		
Cost:	\$160 million		
Total Size:	755,000 square feet occupying a 3.2 acre development site constructed above a five-level, 1150-space MBTA parking garage		
Height:	A ten-story building standing 162 feet high		
Base Dimensions:	468 feet long (east/west); 300 feet wide (north/south)		
Structured Steel:	8,100 tons		
Elevators/Escalators:	Seven/13		
Concessions:	47 concession stands - 42 permanent locations and five portable locations		
Restrooms:	17 Men's and 17 Women's		
Executive Suites:	90		
Club Seats:	1,068		
Sports Deck:	230		
Boardroom:	150		
Seating Capacity:	Hockey:	17,565	
	Basketball:	18,624	
	Maximum:	19,600	



TD GARDEN EXECUTIVES



JOHN WENTZELL
President

John Wentzell is a twenty plus year veteran of the sports, entertainment and facilities management industry with executive leadership roles spanning arenas, convention centers and professional sports. Named President of TD Garden in 2005, he leads and operates one of North America's most active, highly regarded and successful venues.

Wentzell began his career as the Director of Marketing at the Providence Civic Center Complex after earning his masters in Sports & Facility Management from University of Massachusetts (he also holds a bachelor degree from Otterbein College). He progressed to positions at the Philadelphia Civic Center and the Providence Civic Center and in 1990, he moved into convention center management, joining Spectacor Management Group (SMG) where he served as General Manager of SMG's

Greater Ft. Lauderdale/Broward County Convention Center and then in Worcester, MA, where he oversaw the Centrum, Worcester Memorial Auditorium and Theater and the development of the Centrum Centre Convention Complex.

After a stint as Executive Vice President/Chief Operating Officer for the AHL Philadelphia Phantoms, Wentzell joined Delaware North Companies in 1997 as the then-FleetCenter Vice President of Operations and was promoted to Senior Vice President/General Manager of the company in 2000, serving as chief operating officer of the Garden and developing and implementing strategic plans for long-term growth of the company's Boston operations. He played an instrumental role in attracting and staging the 2004 Democratic National Convention, which was hosted in Boston at the FleetCenter.

As President, Wentzell leads the TD Garden as it seeks to grow its world-class status as one of the industry's innovators in the areas of service, premium seating, fan experience and revenue generation.



STEVE NAZRO
Vice President, Event Scheduling

Steve Nazro has spent virtually his entire working life at "The Garden." He joined the Boston Garden staff after graduating from Dartmouth College in 1963 and serving a two-year stint in the Army. His roles since have included almost every facet of arena management, starting as the Group Sales Manager to his current role as Vice President, Events. He also serves as Tournament Director of college hockey's Beanpot. He is most involved in the booking of concerts and building relationships with promoting entities of all sorts; and he oversees the bidding and presentation of all high school, college and national events. He was selected for induction into the inaugural Event and Arena Marketing Hall of Fame in 2005, has received various hockey association awards as well as 2002 Executive of the Year at the Garden and in 2006, he was presented with the

Hockey in Boston "Good Guy Award" by the Ace Bailey Children's Foundation.



MARY CLIVIO
Vice President, Client Relations

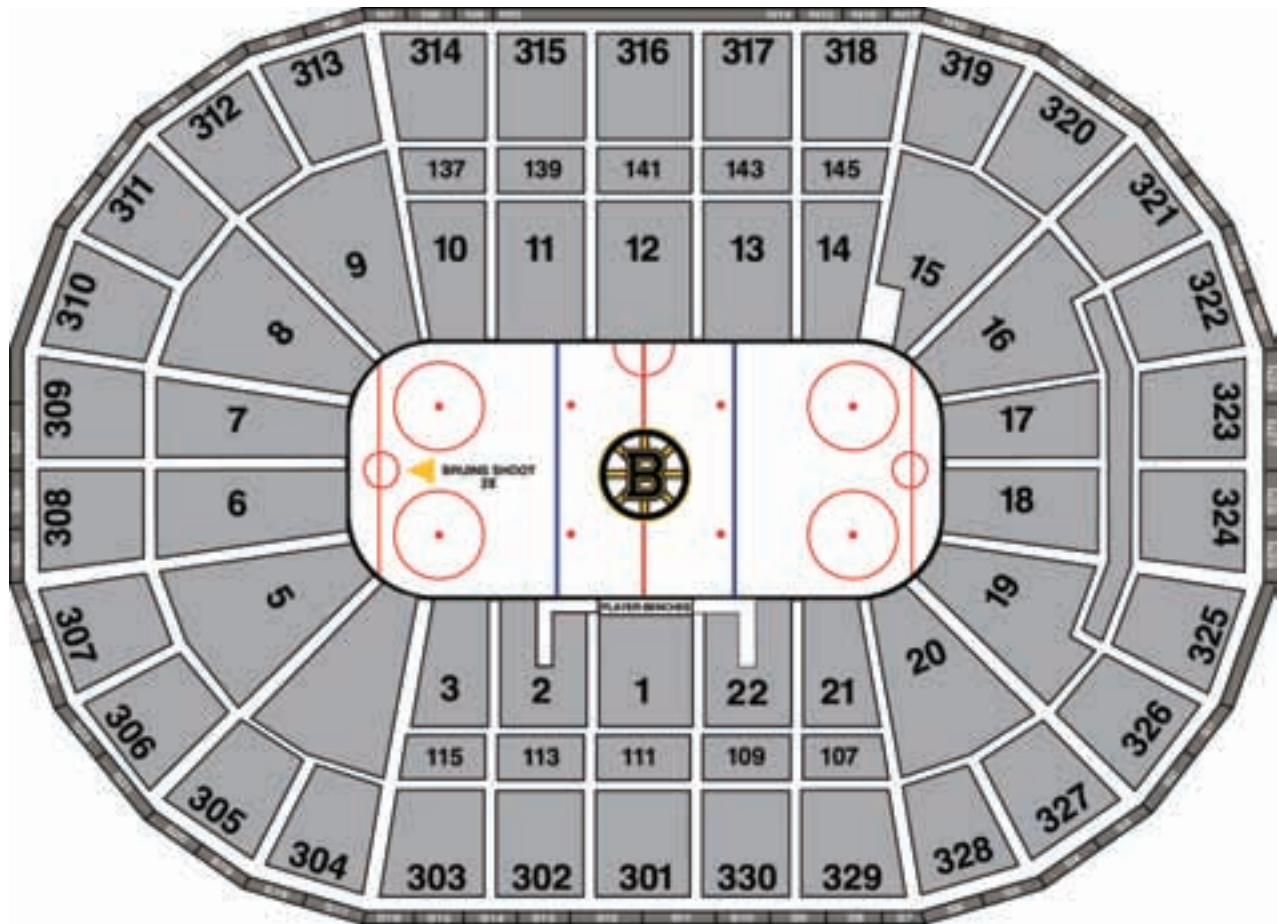
Mary Clivio has served the TD Garden and Boston Garden in a variety of roles for three decades. She started at Boston Garden in 1979 as a part-time payroll assistant and progressed into positions in Payroll, Group Sales, Skybox Director, Blades & Boards Membership Director, Senior Director of Premium Seating, Vice President of Premium Sales and her current position of Vice President of Client Relations/The Premium Club. She is a member of the Board of Directors for the Cystic Fibrosis Foundation, the Bear Hill Country Club in Stoneham, sits on the Board of Governors for the TPC course in Norton and received the 2003 Executive of the Year Award at the Garden.



LORRAINE SPADARO
Vice President, Technology & eBusiness

Lorraine Spadaro joined the Boston Garden in April of 1992 as the Information Systems Manager and was involved in the development work for the TD Garden with her role encompassing designing and planning video, sound and business systems for the arena. In that endeavor, she collaborated with leading industry engineers and providers to ensure that the building's technology infrastructure met the demands of the business and customers. Continuing this standard, she worked to bring the country's first indoor arena fully functional HD scoreboard, the Garden HDX, to the TD Garden in the summer of 2006. Before joining the TD Garden, Lorraine spent eight years working for the Commonwealth of Massachusetts as a Programmer/Systems Analyst. Lorraine earned her Bachelor of Science degree in Computer Science from Boston College.

BOSTON BRUINS TICKET PLANS



SEASON TICKETS

Boston Bruins season ticket holders receive guaranteed access to the 2010 Bridgestone/NHL Winter Classic January 1, 2010 at historic Fenway Park. In addition, season ticket holders receive significant savings over Box Office prices and exclusive benefits.

GAME PLANS

Boston Bruins game plans are available in ten- and six-game options. Game plans offer savings over Box Office prices and a variety of packages that will fit your needs.

GROUP SALES AND FAN EXPERIENCE PACKAGES

Group ticket packages offer the opportunity to plan a group event that is unique, fun, easy to plan, and memorable for everyone. Play on the ice, sit on the Bruins bench, have a member of your group ride the Zamboni, or experience many other great options. It's an opportunity to make you and your group part of the action!

INDIVIDUAL GAME TICKETS


Bruins individual game tickets can be purchased at the TD Garden Box Office, online at www.bostonbruins.com, by calling 1-800-745-3000 and at all Ticketmaster outlets. TD Garden Box Office hours are Monday through Friday from 10:00 a.m. to 5:00 p.m. Seats in the Tufts Medical Center Family Section start at \$10 for kids and \$20 for adults.

**FOR MORE INFORMATION ON BOSTON BRUINS TICKETS
CALL 617.624.BEAR (2327) OR VISIT WWW.BOSTONBRUINS.COM**



BRUINS IN THE COMMUNITY

YOUTH HOCKEY



G.O.A.L!

G.O.A.L! is a youth hockey initiative that encourages kids between the ages of four and seven who are new to the sport of hockey to try a free skating and hockey course in a game-based, fun environment. The Bruins Youth Hockey Development Team, along with team mascot Blades, are on-hand to assist new skaters. Skates, helmets, and hockey equipment are provided to all kids to fully experience the sport of hockey free of charge.



FUNDamentals

The FUNDamentals program provides beginner skaters with an introduction to ice hockey. All skaters who participate receive an official Bruins FUNDamentals jersey and beginner hockey stick.



BRUINS NHL STREET BRIGADE

In conjunction with the NHL, the Bruins participate in the league-wide street hockey program that serves local community centers and schools by providing an athletic and educational program, free of charge. The NHL and the Bruins provide a complete street hockey equipment set and start-up instruction for kids ages six to sixteen.



BRUINS HOLIDAY TOURNAMENT

The Boston Bruins will be hosting the 2nd Annual Holiday Ice Hockey Tournament in December. This tournament is open to Mite and Squirt Youth Hockey Teams. Net proceeds from the tournament will benefit the Boston Bruins Foundation. For more information, please visit www.bostonbruins.com.

NEELY SKATE-A-THON



The Boston Bruins, The Boston Bruins Foundation and The Neely Foundation will partner to host the first Annual Neely Skate-a-thon this season. This month long event will target the entire youth segment, both hockey and non-hockey players, to help raise money for both Foundations. The Neely Skate-a-thon will take place during the month of February at FMC rinks across the state during weekend public skating hours. For more information, please visit www.bostonbruins.com.



BRUINS IN THE COMMUNITY



P.A.S.S.

Through the P.A.S.S. (Partnership to Assist Skaters and Shooters) Clinic Series, TD Bank and the Boston Bruins host ten clinics hosted by Boston Bruins players and alumni. Each child that participates in the program receives two tickets to a Boston Bruins game, a P.A.S.S. jersey, backpack, and water bottle. Clinic instruction focuses on increasing the passing and shooting skills of youth hockey players between the ages of 8 and 12.



"INVEST IN YOUTH HOCKEY" LICENSE PLATES

The Boston Bruins and the Registry of Motor Vehicles introduced the Boston Bruins "Invest in Youth Hockey" Massachusetts license plate in 2002. To date sales of the plates have raised over \$450,000 for Massachusetts Youth Hockey. To get your own Bruins license plate, call the Massachusetts Registry of Motor Vehicles or log on to www.bostonbruins.com for more information.

COMMUNITY RELATIONS



I.C.E. SCHOOL

The Boston Bruins launched their educational program, the Bruins I.C.E. (I Can Excel) School, during the 2008-09 season. The I.C.E. School serves to provide kindergarten through fifth grade teachers with curriculum materials that incorporate hockey and the Bruins into lesson plans that are aligned with Massachusetts curriculum frameworks. The I.C.E. School includes materials for: Environmental, Geography, Health/Fitness, Math, Music, Reading, and Science.



TICKETS FOR KIDS and COMMUNITY RELATIONS SEASON TICKETS


The Boston Bruins have partnered with local non-profit organizations for the Tickets for Kids program. This program allows season ticket holders to donate tickets that would otherwise go unused to non-profit charities and receive a tax-deductible receipt. If you are interested in donating your unused Bruins tickets, please call 617-624-1923.

The Boston Bruins donate tickets to each home game to non-profit organizations in the New England region. The 2008-09 season saw over 40 groups participating in this program including Boys & Girls Clubs, Boston Children's Hospital, The Horace Mann School, Dana-Farber Cancer Institute, Floating Hospital for Children and Spaulding Hospital.



BRUINS IN THE COMMUNITY

HOSPITAL VISITS




Every season the Bruins players spend time visiting with sick children at local hospitals. As shown in these photos, some of the 2008-09 visits included the annual toy delivery by players and staff to various area hospitals and players visiting Mass General Hospital for Children to participate in themed activities with children receiving treatment.



PATRICE'S PALS

Beginning with the 2006-2007 season, Bruins Alternate Captain Patrice Bergeron has invited groups of sick and underprivileged children to a Bruins home game. Kids receive the opportunity to enjoy the excitement of a Bruins game from Bergeron's private luxury suite and receive a Bruins gift pack. Following the game, the children get to meet Bergeron where he answers questions about the game, signs autographs, and poses for pictures.



IN-GAME DRIVES & COLLECTIONS

The Boston Bruins host charity nights and collection drives throughout the season to benefit local area charities. During the 2008-09 season, the Bruins raised over 3,000 toys for Toys for Tots (near left photo) and over 12,000 pajamas to benefit underprivileged children in Massachusetts through Cradles to Crayons (far left photo).

FAN APPRECIATION NIGHT

Each year at the final home game of the regular season, the Bruins honor their fans with Fan Appreciation Night at the TD Garden. Fans enjoy an exciting night of contests, promotions and giveaways, culminating in the highlight of the event – the “Shirts Off Our Backs” giveaway! After an exciting on-ice ceremony, randomly selected fans go home with a Bruins jersey that has been worn that evening by a Bruins player. Fan Appreciation Night will take place this season on Saturday, April 10, 2010 when the Bruins host the Carolina Hurricanes in the final regular season game at the TD Garden.



BRUINS IN THE COMMUNITY



BLADES

Blades became part of the Bruins family in October 2000, and since that time he has provided countless hours of entertainment to kids of all ages at both Bruins games and outside events.

Blades has made special appearances at children's birthday parties and charitable events, visited numerous area public schools, and has appeared at other NHL team Mascot Days, sporting events and the NHL All-Star Game.

For more information on having Blades appear at your special event, please contact the Boston Bruins at 617-624-1955.

WIVES ACTIVITIES

The Boston Bruins players, coaches and management wives take an active role helping those in our community. A partial list of their involvement includes:

- Reading to local class rooms and libraries;
- Assisting handicap children learn to skate;
- Helping the Marines sort toys at their South Boston in preparation for the holiday delivery;
- Helping collect product donations before Bruins games, including among others, children's coats, children's pajamas, and toys;
- Shopping for toys with the husbands/boyfriends during the Annual Hospital Toy Delivery Day;
- Lending their support and creative skills for the numerous in-game auctions including homemade holiday ornaments signed by their husbands;
- Selling mystery autographed t-shirts and pucks; and
- Handing out gold Gerber daisies to all mothers who attended the Mother's Day Bruins playoff game.



IN-KIND DONATIONS

The Boston Bruins provide hundreds of in-kind donations to local charities and fundraisers each year. Autographed merchandise and memorabilia, including jerseys, hats, sticks, pucks and pennants; in addition to unique game experiences, are available to New England area charitable endeavors.

For more information on all of the Boston Bruins Community Relations initiatives, please visit www.bostonbruins.com.





BOSTON BRUINS FOUNDATION MISSION STATEMENT

The Boston Bruins Foundation is a 501(c)(3) non-profit foundation whose mission is to assist charitable organizations that demonstrate a strong commitment to enhancing the quality of life for children in our community. Since its inception in July, 2003 by the Jacobs family, it has raised more than \$5 million through a series of fundraising events such as the Boston Bruins Golf Tournament, the Pan Massachusetts Challenge (PMC) and, in past years, the Boston Bruins Wives' Charity Carnival and the Boston Bruins Charity Auction.

The Boston Bruins Foundation concentrates on four areas in fulfilling its mission. Athletics fosters physical fitness and teach the importance of teamwork as well as lessons that children can carry with them throughout their lives; we are committed to helping children achieve Academic success; we support a variety of organizations involved in research, care and prevention of the Health concerns of children; and our Community Outreach assists at-risk or troubled youth and works to foster self-esteem and develop our leaders of tomorrow.

Beneficiaries of the Boston Bruins Foundation during the 2008-09 season included:



- Access Sport America
- America SCORES New England
- Best Buddies
- Boston College Campus School
- Fund for Parks and Recreation - Boston
- Boys and Girls Club - Concord NH
- Boys and Girls Club - Lynn MA
- Catholic Charities
- Center for Social Development and Education

- (UMASS Boston)
- Clarke School for the Deaf
- Ellis Memorial and Eldridge House, Inc.
- Federated Dorchester Neighborhood Houses, Inc. (FDNH)
- Home for Little Wanderers
- Horizons for Homeless Children
- Jumpstart for Young Children, Inc.

- Massachusetts Amateur Sports Foundation
- Massachusetts Down Syndrome Congress
- Merrimack Valley YMCA
- Project Bread - The Walk for Hunger
- Raw Art Works
- ReadBoston
- Sibling Connections
- Spaulding Rehabilitation Hospital
- Special Olympics Massachusetts

- Starlight Children's Foundation
- The Progeria Research Foundation
- Wentworth-Douglas Hospital (WDH)
- Why Me, Inc.
- Worcester Educational Development Foundation, Inc.
- YMCA of Greater Springfield
- Youth Enrichment Services (YES)



For more information on the Boston Bruins Foundation and its programs, please visit BostonBruinsFoundation.org or call Foundation Coordinator Erin McEvoy at 617-624-1955.



BOSTON BRUINS FOUNDATION

The Boston Bruins Foundation sponsors many events over the course of a year with all of the net proceeds going to grants that fulfill its mission of enhancing the quality of life for children in our community. The events vary to appeal to fans of all ages and interests and we hope that some of the events inspire you, such as the Pan Mass Challenge which the Bruins Bike team undertakes each year drawing their inspiration from their late 'pedal partner', Jeff Hayes; and that some make you laugh, like the Beard-a-thon during last year's playoffs or the 'Swing Like Happy Gilmore' event this past summer.


The one constant that runs through every event held by the Boston Bruins Foundation, however, is generosity - by hockey's best fans as they support our efforts and by the Bruins players and management, past and present, as they give of themselves to make each event special and successful.



Left: The Boston Bruins Foundation Bike Team has ridden in the Pan Mass Challenge since 2006. They ride in honor of their "pedal partner" Jeff Hayes, a star defenseman for the Sandwich High School hockey team, who sadly passed away from Ewing's sarcoma in 2007.




Left: Fans embraced the 'Beard-a-thon' during the 2009 post-season, growing their playoff beards to raise money for the Foundation.



Above: Boston Bruins Foundation events offer fun for fans of all ages. The generosity and support of Bruins fans is key to the Foundation's mission to help children in our community.

Below: Unique auction items such as autographed memorabilia and personal player experiences are available at all Foundation events.



Above and left: Bruins players past and present give of their time to make all Boston Bruins Foundation events memorable for all fans.





98.5



THE SPORTS HUB



THE NEW
FLAGSHIP STATION FOR THE
**BOSTON
BRUINS**

**HEAR EVERY GAME IN CRYSTAL
CLEAR HIGH DEFINITION FM!**

**JOIN DAVE GOUCHER AND BOB BEERS
30 MINUTES BEFORE EVERY GAME FOR
THE NEW EXTENDED PRE-GAME SHOW!**

LISTEN LIVE @ 985THESPORTSHUB.COM!

WELCOME TO AMERICA'S MOST CONVENIENT BANK!



LONGER HOURS • LEGENDARY SERVICE • HASSLE-FREE BANKING

Visit your nearest TD Bank, connect to www.tdbank.com or call 1-888-751-9000.



America's Most Convenient Bank®

