2016 BUFFALO SABRES 2017

MEDIA GUIDE

Here's a hat trick to remember.

You, the Buffalo Sabres, and KeyBank. A team is more than its players.
It's also the community that comes together to support it. Join KeyBank in supporting the Buffalo Sabres and all of their fans.

KeyBank helps people and businesses thrive. Learn more.
Visit your local branch.

KeyBank®
Use the red key.℠

Official bank of the Buffalo Sabres.®

Key.com is a federally registered service mark of KeyCorp. ©2016 KeyCorp. **KeyBank is Member FDIC.** 60825-122130

key.com

BUFFALO SABRES
TABLE OF CONTENTS

PERSONNEL

Allen, Andrew 19
Barch, Krys 20
Brandon, Russ 11
Bylsma, Dan 17
Cravotta, Frank 15
Cunneyworth, Randy 20
Gilbert, Michael 12
Jakubowski, Mark 13
LaMattina, Chuck 14
Long, Jason 20
Mair, Adam 21
Media Relations Department 31
Murray, Terry 18
Murray, Tim 13
Nightingale, Adam 19
Pegula, Terry 8
Player Profiles 33-105
Popko, Bruce 16
Preisler, Mark 15
Rossi, Brent 14
Sabres Staff 22-30
Ward, Tom 18
Woods, Bob 18

SEASON REVIEW

Game Highs/Lows/Streaks 123
Game Vignettes 129
Individual Game-by-Game Statistics 116
Individual Milestones 122
Individual Scoring Breakdown 111
Injury Report 127
NHL Playoff Results 108
NHL Standings 107
Regular-Season Game-by-Game 109
Sabres vs. NHL 135
Special Teams Scoring 115
Team Situational Stats 113
Team Records 114
Transactions 125

RECORD BOOK

1-0 Games 227
All-Time Goaltender Statistics 256
All-Time Home/Away Records 188
All-Time Individual Scoring 246
All-Time PP & PK Statistics 257
All-Time Record by Opponent 189
Career Leaders 236
Hat Tricks 207
Individual Records 243
Last 10 Games vs. 192
The Last Time 197
Penalty Shots 228
Record by Day/Month 194
Regular-Season Overtime Goals 202

RECORD BOOK

Sabres Streaks 199
Season Openers 200
Shootouts 258
Shutouts 217
Single-Game Team Records 241
Single-Season Leaders 238
Yearly Statistical Leaders 232
Yearly Goaltender Win/Loss Records 234
Year-by-Year Records 201
Year-by-Year Results and Statistics 165

PLAYOFF HISTORY

All-Time Playoff Goaltender Statistics 266
All-Time Playoff Scoring 263
All-Time Series Results 267
Career Leaders 279
Hat Tricks 277
Individual Records 281
Opponent Playoff Leaders 280
Overtime Games 275
Shutouts 278
Team Records 284

TEAM HISTORY

All-Star Game 296
All-Time Attendance 312
Alumni Plaza 294
Captains and Coaches 299
Draft History 313
Hockey Hall of Fame 295
NHL Awards & Honors 301
Uniform Numbers 287
Retired Numbers 290
Sabres Hall of Fame 295
Sabres Firsts 298
Team History 306
Transactions 324
Uniform History 309

MISCELLANEOUS

Media Information 337
NHL Critical Dates 341
NHL On-Ice Officials 344
Radio & TV 334
Team Schedule 340
Ticket Information 339

MEDIA GUIDE

Executive Editor ..... Chris Bandura
Editors ..... Ian Ott, Chris Dierken
Photography ..... Bill Wippert and NHLI via Getty Images
Creative Director ..... Vicki Sitek
Production Design ..... Chelsea Kowalik

CLUB **PERSONNEL**

BUFFALO SABRES
2016-17 CLUB DIRECTORY

EXECUTIVE

Owner/Chief Executive Officer ..... Terry Pegula
President/Alternate Governor ..... Russ Brandon
VP of Administration ..... Michael Gilbert
Team Concierge/Executive Assistant ..... Nadine Leone
Executive Assistant ..... Toni Addeo

HOCKEY DEPARTMENT

General Manager ..... Tim Murray
Assistant General Manager ..... Mark Jakubowski
Director of Scouting ..... Rob Murphy
Director of Amateur Scouting ..... Greg Royce
Assistant Director of Scouting ..... Jerry Forton
Director of European Scouting ..... Anders Forsberg
Director of Player Personnel ..... Kevin Devine
Pro Scouting Coordinator ..... Graham Beamish
Pro Scouts ..... Jon Christiano, John Van Boxmeer, Jim Kovachik
Head Amateur Scout ..... Jeff Crisp
Amateur Scouting Coordinator ..... Austin Dunne
Amateur Scouts ..... Jan Axel-Alavaara, Keith Hendrickson,
..... Brandon Jay, Yuri Khmylev, Seamus Kotyk, Paul Merritt,
..... Teemu Numminen, Norm Poisson, Kevin Prendergast,
..... Mike Rooney, Eric Weissman
Coordinator of Analytic-Related Hockey Evaluation ..... Jason Nightingale
Head of Hockey Department IT ..... Kyle Kiebzak
Manager of Travel and Immigration ..... Michael Bermingham
Coordinator of Hockey Administration ..... Brett Ruff
Coordinator of Hockey Relations ..... Jessica Kindron

COACHING STAFF

Head Coach ..... Dan Bylsma
Assistant Coaches ..... Terry Murray, Bob Woods, Tom Ward
Goaltending Coach ..... Andrew Allen
Video Coach ..... Adam Nightingale

EQUIPMENT STAFF

Equipment Managers ..... Dave Williams, Rip Simonick
Assistant Equipment Manager ..... George Babcock
Equipment Assistant ..... Keith Hayes

PLAYER DEVELOPMENT

Director of Player Development ..... Jason Long
Player Development Coaches ..... Krys Barch,
..... Randy Cunneyworth, Adam Mair

PERFORMANCE DEPARTMENT

Medical Director ..... Les Bisson, M.D.
Strength & Conditioning Coaches ..... Ed Gannon, J.T. Allaire
Head Athletic Trainer ..... Rich Stinziano
Assistant Athletic Trainer/Physical Therapist ..... Michael Adesso
Massage Therapist ..... Chuck Garlow
Acute Injury Management & Therapy ..... Joe Collins
Injury Prevention ..... Sam Rosengarten
Rehab & Development ..... Dennis Miller

PERFORMANCE DEPARTMENT

Human Science ..... Katy Tran Turner
Dietitian & Sports Nutritionist ..... Ashley Charlebois
Applied Sports Scientists ..... JoAnne Clubb, Dean Higham

MEDICAL STAFF

Head Team Physician ..... Marc Fineberg, M.D.
Team Physician ..... William Hartrich, M.D.
Team Dentist ..... David Croglio, D.D.S.

LEGAL, FINANCE & ADMINISTRATION

VP of Legal Affairs ..... David S. Zygaj
Paralegal ..... Kim Szymanoski
Corporate Controller ..... Kristin Zirnheld
Accounting Managers ..... Lynn Slanovich, Eric McGuire
Accounting Manager - Special Projects ..... Christine Ivansitz
Payroll Manager ..... Birgid Haensel
Payroll Specialist ..... Bianca Rodriguez
Accounts Payable Coordinator ..... Kim Binkley
Senior Accountants ..... Marilyn McCabe, Gabrielle Wilson
Staff Accountant ..... Maggie Stewart
Accounting Clerk ..... John Kolkowski

HUMAN RESOURCES

VP of Human Resources ..... Christie Joseph
Human Resources Generalists ..... Holly Weiskerger, Erin Fierle
Senior Human Resources Coordinator ..... Terri O'Brien
Human Resources Project Coordinator ..... Gina Ferrentino
Human Resources Assistant ..... Amanda Westfall

BROADCAST

VP of Broadcasting ..... Chrisanne Bellas
TV Producer ..... Joe Pinter
TV Director ..... Eric Grossman
Production Manager ..... Jason Wiese
Broadcast Engineer ..... Ray Riel
Broadcast Team ..... Rick Jeanneret (Play-by-Play),
..... Rob Ray (Color), Dan Dunleavy (Play-by-Play/Reporter),
..... Brian Duff (Studio Host), Brad May (Studio Analyst)

GAME PRESENTATION

Director of Game Presentation ..... Kelsey Schneider
Game Presentation Coordinator ..... Kelsey Landers
Videoboard Director/Editor ..... Jeff Hill

MERCHANDISE

Director of Merchandise ..... Mike Kaminska
Merchandise Manager – Inventory Control ..... Glenn Barker
Merchandise Manager – Event Sales ..... Jeff Smith
Store Manager ..... Theresa Cerabone
Assistant Store Manager ..... Dashawn Richardson
Assistant Store Manager ..... Jonathon Calarco

MARKETING

Database Marketing Manager ..... Tom Matheny
Marketing Manager ..... Cara Foligno
Content Marketing Manager ..... Chris Ryndak
Content Marketing Coordinator ..... Jourdon LaBarber

MEDIA & COMMUNITY RELATIONS

Director of Media Relations ..... Chris Bandura
Manager of Media Relations ..... Ian Ott
Coordinator of Media Relations ..... Chris Dierken
Director of Community Relations/
President of Sabres Foundation ..... Rich Jureller
Manager of Community Relations ..... Teresa Belbas
Coordinator of Community Relations ..... Nick Fearby
Youth Hockey Manager ..... Ed Grudzinski
Team Photographer ..... Bill Wippert
Director of Alumni Relations ..... Larry Playfair

TICKET OPERATIONS

VP of Tickets & Service ..... John Sinclair
Director of Ticket Operations ..... Marty Maloney
Box Office Manager ..... Paul Barker
Box Office Coordinator ..... Gretchen Knott
Ticket Administrator ..... Melissa Rugg
Ticket Sales Representatives ..... Casey Jenkins, Greg Metzen
Senior Account Services Representative ..... Roxanne Anderson
Account Services Representatives ..... Melissa Eagen,
..... Andrew Maloney, Dan Ristine, Nate Shively
Receptionist ..... Saralynn Ruhland

INFORMATION TECHNOLOGY

Director of Information Technology ..... Todd Henzler
Advanced Support Specialist ..... Nate Brozyna
IT Support Specialist ..... Michael Walker

KEYBANK CENTER

VP of Arena Operations ..... Stan Makowski, Jr.
Director of Arena Operations ..... Beth Guiliani Gatto
Senior Event Manager ..... Robert Neumann
Event Managers ..... Laura Hettrick, Dave Kutter
Director of Security ..... Marc Brenner
Director of Building Services ..... Dennis Hooper
Technical Communications Managers .....
..... Mike Queeno, Trevor Ecklund
Chief Engineer ..... Bruce Johnson
Engineers ..... Mark Jeziorski, Paul Zolnowski
Maintenance Manager ..... Brian Hall
Maintenance Crew ..... Michael Destino,
..... Jason Sattelberg, Stephen Gore
Head Ice Technician ..... Andrew Chamberlin
Utility Crew Supervisor ..... Rashad Dukes
Utility Crew ..... Gunnar Heintz, Will Labombard
Housekeeping Manager ..... Rodney Bailey
Housekeeping ..... James George, Nicole Vari
Operations Assistant ..... Julie Krzyzanowski
Security Officers ..... Aaron Acker, Mark Beckett, Jerermy Jackson,
..... Derek Jaworek, Roberto Juarbe, James McDuffie,
..... Joseph Mejak, Nicholas Szczepanski Amanda Szulist
..... Kyle Weaver, Don Wegrzynowski, Greg Wingerter,
..... Kenneth Alexander Wright-Vasquez
Parking Manager ..... Sam Buffum
Parking ..... Kevin Crowley

GENERAL INFORMATION

Telephone/Executive Offices ..... (716) 855-4100
Home Arena ..... KeyBank Center
Capacity 19,070

PEGULA SPORTS AND ENTERTAINMENT
2016-17 STAFF DIRECTORY

EXECUTIVES

President/Chief Executive Officer ..... Kim Pegula
Chief Operating Officer ..... Russ Brandon

FINANACE & BUSINESS OPERATIONS

EVP of Finance & Business Operations ..... Chuck LaMattina
Manager of Reporting & Analytics ..... Kyle Allen
Office Manager ..... Kandace Kowalski

BUSINESS DEVELOPMENT

EVP of Business Development ..... Bruce Popko
VP of Corporate Partnerships ..... Erica Muhleman
Director of Events ..... Charlie Cannan
Director of Premium Seating ..... Chris Costanzo
Directors of Corporate Sales ..... Joe Foy, Neal McMullen
Managers of Corporate Sales ..... Ashley Meganck, Rob Nugent
Senior Coordinator of Corporate Sales ..... Jon Latke
Senior Manager of Corporate Partnerships ..... Kelley Van Ness
Managers of Corporate Partnerships ..... Ryan Guerinot,
..... Dan McCarthy, Kyle Georger
Senior Coordinator of Corporate Partnerships ..... Katy Ryan
Coordinators of Partnership Services .....
..... Emily Magavern, Kristy Wilensky
Managers of Premium Seating ..... Melissa Palgutt, JP Sfeir
Senior Projects Coordinator ..... Sara Petrone
Coordinator of Business Development ..... Dawn Chilcott
Traffic Coordinator ..... Dan Peters
Administrative Assistant ..... Lauren Yurko
VP of Arena Events ..... Jennifer Van Rysdam
Coordinator of Suite Services ..... Michelle Mitchell
Arena Marketing Manager ..... Kevin Kennedy

CREATIVE SERVICES

EVP of Creative Services ..... Frank Cravotta
Director of Videography ..... Mark Blaszak
Director of Video Production ..... Drew Boeing
Creative Directors ..... Bryan Matthews, Vicki Sitek
Graphic Designers ..... Lindsey Caber, Melissa Gebhardt,
..... Kristine Hotchkiss, Chelsea Kowalik,
..... Aaron LaPorta, Danielle Podeszek
Traffic Manager ..... Kim Geis
Traffic Coordinator ..... Gina Marinelli
Senior Editor ..... Jason Holler
Editors ..... Mike Bahrenburg, Joseph DeBenedictis, Scott Balzer
Motion Designers ..... Eric Heine, David Jackson
Videographers ..... Travis Carlson, Marc Davies,
..... Sam Korotkin, Allen Leight, Aaron Rizzo, Ben Woody

MEDIA & CONTENT

EVP of Media and Content ..... Mark Preisler
SVP of Media and Content ..... Marc Honan
Senior Producer ..... Michelle Girardi Zumwalt
Senior Director of Broadcast Engineering ..... Steve Asposto
Multimedia Journalist ..... Lauren Hall
Communications Manager ..... Don Heins
Producer ..... Jay Harris
Associate Producer ..... Jordan Teritto
Production Assistant ..... George Blas
Technical Director ..... Jeff Coltoniak
Graphics Producer ..... Thomas Hollander

MARKETING

EVP of Marketing and Brand Strategy ..... Brent Rossi
Director of Marketing ..... John Durbin
Director of Business Solutions ..... Scott Miner
Director of Digital & Social Media Strategy ..... Gregg Pastore
Director of Brand Strategy & Development ..... Taylor Gahagen
Digital Business Development Manager ..... Rachel Licata
Marketing Manager ..... Jessica Baldwin
Digital Marketing Coordinator ..... Ted Jarmuz
Social Media Editors ..... Craig Kanalley,
..... Zachary Specht, Anna Stolzenburg
Brand Coordinator ..... Matt Cieslik
Solutions Developer ..... Jeffrey Digmann
Project Manager ..... Nicholas Ruggiero
Analytics Coordinator ..... Evan Barrick
Insights Coordinator ..... Chris O'Connell

TERRY & KIM PEGULA — OWNERS

Back in 1983, Terry Pegula told his business partner Robert H. Long, Jr., "If I ever have more than two nickels to my name, I'm going to buy the Buffalo Sabres one day." Almost 30 years later, On Feb. 22, 2011, Terry's dream came to fruition.

A NEW ERA OF SABRES HOCKEY

After taking over control of the team, the Pegulas began to rebuild the franchise. Tim Murray and Dan Bylsma were brought in as general manager and head coach, and the team added key draft picks and free agents to fill out the roster. Sam Reinhart and Jack Eichel were selected with No. 2 overall picks in the 2014 and 2015 NHL Drafts, and Murray acquired Ryan O'Reilly in a trade and Kyle Okposo via free agency. Their arrival, coupled with other acquisitions and existing players, formed the team's nucleus going forward.

The momentum of this new era has continued off the ice as well. The Sabres have seen increased home attendance and television ratings, a multimillion dollar arena renovation, and numerous national and international events awarded to the team and the city.

Buffalo was chosen to host the 2015 and 2016 NHL Scouting Combines, marking the first time in 16 years the event had been hosted in a city other than Toronto. On June 24 and 25, 2016, the eyes of the world were on Buffalo as the Sabres hosted the 2016 NHL Draft.

Internationally, the organization's bid to host the 2018 IIHF World Hockey Championship was accepted on Dec. 4, 2015. The tournament will feature the first-ever outdoor game in World Juniors history, which will be played at New Era Field.

HARBORCENTER

In 2012 Terry and Kim Pegula looked to make an even bigger impact on the City of Buffalo. On Aug. 29, 2012, it was announced that the city had selected the Pegulas and their development team to develop and construct HarborCenter, a $200 million multipurpose facility that sits directly across from KeyBank Center, the home of the Sabres, in the city's Canalside District. HarborCenter is anchored by two new NHL-size ice rinks that are used year-round by a variety of Buffalo-area hockey teams and leagues.

Also in the facility is (716) Food and Sport, an upscale, sports-themed bar and restaurant, a one-of-a-kind Tim Hortons location that pays homage to the former Sabres player, additional retail space, a parking structure and a 200-room, full-service Marriott hotel. The Healthy Scratch, a healthy, quick-service restaurant conceptualized by Jessie and Kelly Pegula, joined the HarborCenter portfolio in 2016.

HarborCenter draws more than 500,000 people to downtown Buffalo annually and, coupled with KeyBank Center, provides a premier destination for hockey fans.

ROCHESTER REUNION

Soon after purchasing the Sabres, the Pegulas explored the idea of acquiring the Rochester Americans, the AHL team that had previously spent 29 years as the Sabres' affiliate before a three-year hiatus. On June 24, 2011, the Sabres announced the reunification of the Western New York teams as Pegula became the owner of the Amerks and resumed one of the longest and most successful partnerships between an NHL and AHL club.

TERRY & KIM PEGULA — OWNERS

ONE BUFFALO

On Friday, Oct. 14, 2014, the Pegulas realized another long-time dream as they became the second owners in the Buffalo Bills' 55-year franchise history.

"My name is Terry Pegula and the Pegulas just bought a football team. Actually, that's not totally correct… we all just bought a team… our team… the Buffalo Bills. The name of our team will not change. It will stay the Buffalo Bills."

With Terry's quote, the Pegula era of Buffalo Bills football was ushered in with the assurance that the Bills would stay in Western New York.

In August 2016, the Bills announced the team's stadium would be known as New Era Field. The stadium will serve as a prominent symbol of the partnership between two of Buffalo's most recognizable brands.

COMMITMENT TO EDUCATION

On Sept. 17, 2010 Terry and Kim donated $88 million to Penn State University – the largest private gift in the history of the school – to fund a state-of-the-art, multi-purpose arena and a world-class practice facility, to help establish an NCAA Division I men's hockey program. The Pegulas announced in 2012 they would increase their donation to the Nittany Lion hockey program to $102 million to allow for the endowment of student athlete scholarships.

Thanks to their generosity, Penn State has been able to add both men's and women's varsity hockey teams, who play at Pegula Ice Arena.

In 2011, the Pegulas pledged $12 million for the construction of a new athletic center on the campus of Houghton College, Kim's alma mater. The second-largest gift in school history allowed Houghton to transition to NCAA Division III athletics. The Kerr-Pegula Athletic Complex formally opened on Oct. 4, 2014.

BEYOND SPORTS

The Pegulas expanded their business interests in the summer of 2014 by forming Pegula Sports and Entertainment, a multifaceted parent company consisting of all of the companies under the Pegula umbrella. Pegula Sports and Entertainment's roster of companies currently includes: the Buffalo Sabres and Buffalo Bills; the AHL's Rochester Americans; the NLL's Buffalo Bandits; Black River Entertainment and its related properties; Black River Publishing; Sound Stage Studio; Ronnie's Place Studio; HarborCenter and its components – (716) Food and Sport, the Academy of Hockey, and IMPACT Sports Performance, a high-performance training facility for professional and amateur athletes.

Terry is an avid sports fan and his connections to Western New York run deep. He held season tickets for the Sabres from 1980 through 1998 and lived in Buffalo during the Bills' championship years in the 1990s.

Raised in Carbondale, Pennsylvania, Terry attended Scranton Preparatory School. He entered Penn State University as a math major, but in order to stay in school, he entered the Petroleum and Natural Gas Engineering program through a scholarship. He went on to graduate with a Bachelor of Science degree in 1973 and landed his first job with Getty Oil Co. in Victoria, Texas. He later joined Felmont Oil Co., a decision that brought him to Olean, New York in 1975.

TERRY & KIM PEGULA — OWNERS

In 1983, he borrowed $7,500 from family and friends to create East Resources Inc., an independent oil and gas exploration and production company operating in the Appalachian Basin. Over the next 27 years, Terry built it into one of the largest privately held companies in the United States. In July of 2010, Royal Dutch Shell purchased the assets of East Resources Inc., which continues to be active today.

Kim serves as president and chief executive officer of Pegula Sports and Entertainment, overseeing all aspects of the sports and entertainment subsidiaries that make up the multifaceted parent company.

A native of Western New York, Kim grew up in Fairport, a suburb of Rochester, New York. She attended Houghton College and graduated in 1991 with a degree in communications.

Kim began her professional career with East Resources in 1991 and was involved with the company until its sale in 2010. In that same year, Kim helped found Black River Entertainment.

Terry and Kim currently reside in Boca Raton, Florida, and have five children: Michael, Laura, Jessica, Kelly and Matthew. Their younger daughters, Jessica and Kelly, were both born in Buffalo.

RUSS BRANDON — PRESIDENT/ALTERNATE GOVERNOR

Russ Brandon is in his second season as president and alternate governor of the Sabres after being named to the position on July 27, 2015.

In addition to his role with the Sabres, Brandon is also the managing partner and president of the Buffalo Bills and chief operating officer of Pegula Sports and Entertainment. In working with Pegula Sports and Entertainment to create strong synergies between the Bills and Sabres, he oversees the business operations for both teams and represents ownership interests locally, regionally and with the National Hockey League and National Football League. Additionally, Brandon serves as President of the Rochester Americans of the American Hockey League.

Before being named president of the Sabres, Brandon played a key role in facilitating the sale of the Buffalo Bills from the Wilson family to the Pegula family and aiding the Pegulas as they transitioned into their roles as the owners of an NFL franchise.

His excellent leadership skills and knowledge of the league were invaluable as he directed the Bills organization in the days that followed with the passing of founding owner Ralph Wilson, Jr. to the announcement of Terry and Kim Pegula as the new owners.

Brandon also played an integral role in negotiating a new stadium lease agreement between the Bills, the State of New York and Erie County to keep the franchise in Western New York for the foreseeable future as the three entities signed a MOU in late December of 2012 that included a renovations package to enhance the fans' game day experience at Ralph Wilson Stadium.

Brandon's abilities are highly respected on the local level and national scale as well as within the league. A testament to his talents lies in the fact that NFL Commissioner Roger Goodell in the spring of 2011 appointed him to the NFL's Business Ventures Committee, which is responsible for the oversight of various businesses of the league, including consumer products, sponsorship and marketing. In May of 2014, Brandon was appointed to the league's Draft committee, which analyzes when and where to hold the Draft each year.

In 2010, Brandon was named chief executive officer for his lead role at One Bills Drive before founding owner Ralph Wilson, Jr. entrusted him as President and CEO in 2013.

In directing the Bills' day-to-day operations as the chief operating officer from 2008-2009, Brandon's reach extended from working on the Draft and free agency to leading an effort to improve the Bills game-day experience for all fans. During that two-year span, Brandon led the organization to its only back-to-back years of 55,000-plus season ticket sales while recording what was then the second-highest total in team history in 2008 and the third highest figure in 2009, both contributing greatly to the viability of the franchise.

Brandon previously served as the team's executive vice president of business operations in 2006-2007, overseeing the team's vision and execution of all business-related endeavors. In that role he developed a strong base of strategic business and community partners.

From January of 1999 through January 2006, Brandon served as the team's vice president of business development and marketing. He and his staff have been credited with the development of the team as a regional franchise and forming strategic alliances with key business partners.

Brandon's success in the sports business field has been recognized with numerous awards and in 2001 he was the recipient of Street and Smith's Sports Business Journal's Forty Under 40 Award. In the spring of 2014 he was the recipient of the Canisius College Distinguished Citizen of the Year Award and was presented with the Excellence in Management Award from St. John Fisher College's School of Business in the spring of 2013. Additionally, he has participated in the prestigious NFL Business Symposium at Stanford University.

In 1999, Brandon and his staff finalized the foundation of the regionalization plan by relocating Buffalo Bills Training Camp to St. John Fisher College in Pittsford, New York. Many consider the Bills to be the elite model for NFL training camps, prompting Brandon to extend the partnership with the school in the spring of 2012 to keep the team at St. John Fisher College for the foreseeable future.

Brandon joined the Bills in November of 1997 as executive director of business development and marketing after earning a World Series ring as a member of the Florida Marlins front office. He began his sports business career as a member of the Rochester Red Wings (then Triple-A affiliate of the Baltimore Orioles) while serving in many capacities, including assistant general manager, and in 2013 Brandon was inducted into the Red Wings' Frontier Field Walk of Fame, a walkway featuring the names of elite figures in Rochester's sports history.

A native of East Syracuse, New York, Brandon is also actively involved in regional initiatives. He is a member of the Advisory Board for the David Falk School of Sport at Syracuse University and the Board of Trustees at St. John Fisher College, and serves on the board of Buffalo Niagara Enterprise. He is also a member of the Board of Trustees for the New York State Troopers Signal 30 Benefit Fund and a member of the New York Bulls Initiative Advisory Board for the University at Buffalo.

Brandon was a four-year letterman in baseball and football at St. John Fisher College and graduated with a degree in communications. He was inducted into his alma mater's Sports Hall of Fame in 2004. He and his wife Amy have three children, sons RJ and Jack, and daughter, Grace. They reside in Williamsville, New York.

MICHAEL GILBERT

VICE PRESIDENT OF ADMINISTRATION – BUFFALO SABRES/GENERAL MANAGER – HARBORCENTER

Michael Gilbert is in his 20th season with the Sabres organization and his 22nd year overall in the National Hockey league. Gilbert serves as vice president of administration for the Buffalo Sabres, overseeing all daily administrative activities for the team. As general manager of HarborCenter, he is responsible for the day-to-day operations of the complex and oversees all of its properties, including the Buffalo Marriott HarborCenter, (716) Food and Sport, the Academy of Hockey and The Rinks.

In addition to his main duties with the Sabres, Gilbert also serves as the primary contact for all USA Hockey initiatives related to the Sabres and HarborCenter, and was instrumental in the bid process that resulted in Buffalo being selected as host of the 2018 IIHF World Junior Championship. His relationship with USA Hockey also led him to the 2014 Winter Olympics in Sochi, Russia, where he joined Team USA as a member of the team's public relations staff. Gilbert is also a board member for the Buffalo Sabres Foundation, and serves on the Buffalo Sabres Hall of Fame Committee and the Board of Directors for the Police Athletic League (PAL).

Prior to his current role, Gilbert oversaw the public relations and community relations departments for the Sabres for 19 seasons and was also responsible for supervising the youth hockey and fan development initiatives for the organization. Additionally, he was intimately involved in the design and construction of HarborCenter.

Gilbert began the NHL chapter of his career as the director of public relations for the New Jersey Devils from 1995 to 1997. Before his move to the NHL, he was the assistant director of public relations for the NFL's Philadelphia Eagles for four years (1991-1995), assisting with the day-to-day operations of the team's public relations department. His football background also includes stints as assistant director of public relations for the Raleigh-Durham Skyhawks of the WLAF (1990) and as a graduate assistant with the Buffalo Bills (1988-1990).

Gilbert grew up in Tonawanda and attended St. Joseph's Collegiate Institute before graduating from Canisius College in Buffalo in 1990 with degrees in communications and history. He and his wife, Amy, reside in Amherst with their sons, Mark and Jack, and daughter, Grace.

TIM MURRAY — GENERAL MANAGER

Named general manager of the Buffalo Sabres on Jan. 18, 2014, Tim Murray enters his 24th season in the National Hockey League and his third full season with the Sabres, leading all aspects of the club's hockey department. In addition to the Sabres, Murray oversees the hockey operations of Buffalo's AHL affiliate club, the Rochester Americans.

Murray joined the Sabres after serving as the assistant general manager for the Ottawa Senators, a post he held for seven years. Part of his duties as assistant general manager included serving as general manager of Ottawa's AHL affiliate, the 2011 Calder-Cup champion Binghamton Senators.

Prior to being named the Senators' assistant general manager in 2007, Murray spent three years (2002-2005) as the director of player personnel for the Anaheim Ducks, where he was responsible for overseeing the amateur draft and college free agents. He also served as the assistant director of player personnel for the New York Rangers for two years (2005-2007), where he evaluated potential free agents and also worked as an amateur scout. Murray began his NHL career in 1993-94, when he was hired as an amateur scout for the Detroit Red Wings. He then moved on to the Florida Panthers, where he served as a scout from 1994 to 2002.

Born in Shawville, Quebec, Murray is the nephew of former Ottawa Senators general manager Bryan Murray and Sabres assistant coach Terry Murray. Tim, Bryan and Terry Murray were all inducted into the Shawville Hockey Wall of Fame in 2012. Tim and his wife, Kathy, currently reside in Buffalo and have three children: Justin, Hailey and Jared.

MARK JAKUBOWSKI — ASSISTANT GENERAL MANAGER

Mark Jakubowski begins his 12th year with the Sabres and his third as assistant general manager. His responsibilities include salary cap analysis, contract research relating to player negotiations and arbitrations, managing player transfers, team roster administration, and all matters relating to compliance with the NHL Collective Bargaining Agreement and other NHL agreements.

Jakubowski also assists with the American Hockey League hockey operations of the team's minor league affiliate, the Rochester Americans. Prior to being named to his current role, Jakubowski spent seven seasons serving as assistant to the general manager.

Jakubowski graduated with an economics degree from the University of Rochester, where he also played baseball.

CHUCK LaMATTINA — EVP OF FINANCE & BUSINESS OPERATIONS - PSE

Chuck LaMattina is in the midst of his third season as executive vice president of finance and business operations for Pegula Sports and Entertainment. He is responsible for overseeing financial management and operations, as well as establishing and implementing corporate financial policies and controls, financial and tax reporting and long-range planning for the Sabres and all Pegula Sports and Entertainment entities.

LaMattina joined Pegula Sports and Entertainment at its inception in May 2014 and has extensive operational and financial experience in both the sports and entertainment businesses with more than two decades of service with various organizations. He spent time in the Sabres front office as vice president of finance and business operations from 2011 to 2014 and director of business and administration from 2004 to 2011. LaMattina's previous experience includes time as chief financial officer with DEMCO, Inc. (2000-2004) and corporate controller with the Sabres (1997-2000).

Prior to joining the Sabres, he worked in public accounting for a number of years, primarily with Freed Maxick CPAs. LaMattina earned his bachelor's degree in accounting and a master's degree in finance, while obtaining a CPA license. He serves as treasurer of the Buffalo Sabres Foundation. He is married (Susan) with two sons (Shawn and Alex) and resides in Williamsville.

BRENT ROSSI — EVP OF MARKETING AND BRAND STRATEGY - PSE

Brent Rossi is currently in his third season as executive vice president of marketing and brand strategy for Pegula Sports and Entertainment.

In his role with the organization, Rossi oversees the day-to-day and long-term marketing and brand objectives for all Pegula Sports and Entertainment entities. Rossi's responsibilities include overall brand direction and growth, the development of marketing strategies and plans, social media, data and analytics, media buying, content creation, and customer and marketing research. He joined Pegula Sports and Entertainment when it was formed in May 2014 after serving as vice president of marketing for the Sabres beginning in 2011.

Among his previous roles, Rossi served as the vice president of marketing for the Harlem Globetrotters. His experience also includes stints as senior manager of live event marketing for World Wrestling Entertainment, director of marketing for the Philadelphia 76ers and marketing manager for Comcast-Spectacor. A native of Port Colborne, Ontario, Rossi earned a bachelor's degree in sports management from Brock University and a master's degree in sports management from Old Dominion University. He and his wife, Jill, currently reside in Clarence with their daughter, Keira, and son, Richard.

FRANK CRAVOTTA — EVP OF CREATIVE SERVICES - PSE

Frank Cravotta is in his third season as the executive vice president of creative services for Pegula Sports and Entertainment. In his current role, Cravotta oversees the day-to-day and long-term creative services objectives of each company under the Pegula Sports and Entertainment umbrella.

He is responsible for the overall look and feel of each company's marketing, media and branding strategy as well as producing the video, graphical and architectural elements needed for each company. During the past few years, Cravotta and his team have worked on several large-scale projects for the Sabres, KeyBank Center and HarborCenter that include the rebranding of KeyBank Center, the Sabres' state-of-the-art locker room and workout facility, Buffalo Sabres Alumni Plaza and most recently the design and branding of HarborCenter.

Cravotta joined the Sabres organization in 2004 and became the organization's vice president of creative services in 2012. Prior to returning to work in his hometown, Cravotta was a senior exhibit designer at Access TCA in Baltimore, Maryland. While at Access, he designed custom exhibit solutions for major brands including MasterCard International and Under Armour. Prior to Access, Cravotta worked for Hadley Exhibits in Buffalo as a design detailer. He has also done freelance work for Reebok International and Adidas-NBA.

Born and raised in Buffalo, Cravotta earned a Bachelor of Industrial Design from Syracuse University and currently resides in Buffalo with his wife, Laura and their daughter, Julia.

MARK PREISLER — EVP OF MEDIA AND CONTENT - PSE

Mark Preisler is completing his third full season as executive vice president of media and content for Pegula Sports and Entertainment. In his role, Preisler serves as Pegula Sports and Entertainment's leader in all aspects of media and production, and is responsible for developing and maintaining key effective media relationships.

He and his team recently negotiated a long-term programming and production deal with MSG Network, creating the sub brand MSG Western New York. The deal allows fans greater access to the Sabres, Bills and other local sports.

Preisler joined Pegula Sports and Entertainment with an extensive background in production and media relations. He most recently held the position of executive producer with NHL Network. In that role, he oversaw the creation of content for NHL platforms and directed all special programming at signature League events such as the Winter Classic, Stadium Series, All-Star Weekend, the Stanley Cup Final and NHL Draft. Prior to his time with NHL Network, Preisler spent 12 years in multiple roles with ESPN. He served as coordinating producer for the network's flagship show, SportsCenter, ESPN's NFL franchises and ESPNEWS before leaving as senior coordinating producer of Baseball Tonight. Preisler's team won two Emmy Awards for its work on SportsCenter. He also worked closely with ESPN's sales and marketing teams to incrementally increase revenue through the development of new cross-platform initiatives, including the launching of SportsCenter and ESPNEWS in HD.

Preisler is a graduate of The Nichols School and earned a bachelor's degree in English from Franklin & Marshall College in Lancaster, Pennsylvania. He lives in Amherst with his wife, Andrea, daughter, Francesca and twin boys, Charlie and Holden.

BRUCE POPKO — EVP OF BUSINESS DEVELOPMENT - PSE

Bruce Popko is in his third season as executive vice president of business development for Pegula Sports and Entertainment, managing all local revenue-generating business opportunities.

Popko joined Pegula Sports and Entertainment in December 2014 after serving as the chief revenue officer for the Buffalo Bills, where he was responsible for local revenue drivers, focusing on growing team revenues and identifying key areas for growth. Popko oversaw corporate sales, luxury suites and indoor premium seats, as well as the implementation of the Bills' corporate regionalization strategies. Popko had previously served as senior vice president of business development, having initially joined the organization in May 2009.

Before joining the Bills, Popko served as senior vice president at IMG from 2005 to 2009 and he was the Cleveland Browns' vice president of business development from 1998 to 2004. Additionally, he previously served as director of marketing and promotions for three years with the San Francisco 49ers (1996-1998) after spending three years with the National Football League office (1993-1995). For two of those years, he was with the NFL Properties marketing group, where he managed regional retail advertising and promotions. Popko also managed sales and marketing efforts for the NFL's satellite programming service, NFL Sunday Ticket. He was a marketing manager for the New York Jets from 1992 to 1993 and served as game operations manager for the London Monarchs in 1992. Popko is a Director of the Buffalo Bills Foundation, and serves on the Board of Directors for the Roswell Park Alliance Foundation, Buffalo Niagara Partnership, Buffalo Renaissance Foundation, and the Western NY Lacrosse Foundation. He is also a member of the Board of Trustees for Nardin Academy.

Popko graduated from the University of Pennsylvania with a bachelor's degree in international relations and the Stern School of Business at New York University, where he earned his MBA in finance and marketing. He and his wife, Sarah, have a daughter, Lucy, and two sons, Henry and Walker.

DAN BYLSMA — HEAD COACH

Dan Bylsma is currently in his second season as head coach of the Sabres after being hired as the 17th head coach in franchise history on May 28, 2015.

In his first season with the team in 2015-16, Bylsma guided the Sabres to a 27-point improvement. The team finished with a 35-36-11 overall record and enjoyed the second-largest points percentage improvement in franchise history.

Bylsma joined the Sabres after spending six seasons as the head coach of the Pittsburgh Penguins, where he led the team to a 252-117-32 overall regular-season record and became the winningest head coach in Penguins history.

The Grand Haven, Michigan native began his coaching career in 2004-05 as an assistant coach for the Cincinnati Mighty Ducks (AHL). He also served as an assistant for the New York Islanders in 2005-06, and for the Wilkes-Barre/Scranton Penguins from 2006-07 to 2007-08 before being named head coach of Wilkes-Barre/Scranton for the 2008-09 season.

During the 2008-09 campaign, Bylsma was named head coach of the Pittsburgh Penguins and took over a Pittsburgh team that ranked 10th in the Eastern Conference with just 25 games remaining in the regular season. Under Bylsma, the Penguins went 18-3-4 to finish the season fourth in the conference before going 16-8 in the playoffs on the way to the franchise's first Stanley Cup in 16 years.

Bylsma won the Jack Adams Award in 2011 as the league's "most outstanding coach" following a season that saw Pittsburgh overcome adversity to post one of the best regular-season records in franchise history. The Penguins went 49-25-8 and won the Atlantic Division that season despite ranking near the top of the league with 350 man games lost due to injury, including 119 from the team's top three forwards in ice time per game (Sidney Crosby-41, Jordan Staal-39, Evgeni Malkin-39).

Pittsburgh would go on to qualify for the playoffs in all six seasons under Bylsma's leadership, winning two division titles (2012-13, 2013-14) and posting the best record in the Eastern Conference in 2012-13. His success throughout these seasons made him the fastest coach in NHL history to reach 250 wins, a feat he accomplished after just 396 regular-season games. Bylsma led the Penguins to at least 100 points in every full season he spent with the team.

In addition to his coaching achievements at the professional level, Bylsma has found success in international competition. He made his international debut as head coach of Team USA at the 2014 Winter Olympics in Sochi, Russia, where the United States went undefeated in group play before finishing fourth in the tournament. Bylsma also served as assistant coach at the 2015 IIHF Ice Hockey World Championship, where the United States again won their group and went on to earn the bronze medal with a win against the Czech Republic in the medal round.

Before his coaching career, Bylsma played in parts of nine NHL seasons as a forward for the Los Angeles Kings and the Mighty Ducks of Anaheim, tallying 62 points (19+43) in 429 regular-season NHL games. He was a member of the 2002-03 Mighty Ducks team that won the first Western Conference Championship in franchise history and eventually fell just one win short of lifting the Stanley Cup.

Bylsma currently lives in Buffalo with his wife, Mary Beth, and their son, Bryan.

TERRY MURRAY — ASSISTANT COACH



Terry Murray commences his second season with the Sabres after being named an assistant coach in June 2015.

The move signaled Murray's return to the NHL coaching ranks after spending the three previous seasons as head coach of the Lehigh Valley/Adirondack Phantoms (AHL). Prior to his time with the Phantoms, Murray led the Los Angeles Kings as head coach from 2008-09 to 2011-12, coaching the team to a 139-106-30 record in that time.

Murray began his coaching career as an assistant coach with the Washington Capitals in the 1982-83 season. He has spent a total of 15 seasons as an NHL head coach with the Capitals, Kings, Philadelphia Flyers and Florida Panthers, compiling a 499-383-130 regular-season record. His 1,012 regular-season games as head coach rank him 23rd in NHL history and his 499 wins rank 24th. Murray led his teams to the playoffs in 10 of his 15 seasons, earning a 50-51 mark in 101 playoff games, including a Stanley Cup Final appearance with the Flyers in 1996-97.

As a player, the Shawville, Quebec native was selected by the Oakland Seals in the 1970 NHL Draft. He played 12 professional seasons as a defenseman for the Flyers, Capitals, Detroit Red Wings and California Golden Seals organizations.

BOB WOODS — ASSISTANT COACH

Bob Woods is currently in his first season as an assistant coach for the Sabres after being named to the position in June. Before joining the Sabres, Woods spent the previous two seasons as general manager and head coach of the Saskatoon Blades (WHL).

Among his other experience, Woods served as an assistant coach for the Anaheim Ducks from 2012 to 2014, and for the Washington Capitals from 2009 to 2012. He also served the Capitals organization as an assistant coach for the Hersey Bears (AHL) from the 2005-06 season to 2007-08 before being promoted to Hershey's head coach 15 games into the season. During his tenure in Hershey, the Bears won the Calder Cup in 2006 and 2009.

As a player, Woods spent most of his 13-year career in the AHL and ECHL. He was a Calder Cup champion with Hershey in 1997 and won the ECHL's Kelly Cup with the Mississippi Sea Wolves in 1999. The LeRoy, Saskatchewan native was inducted into the ECHL Hall of Fame as part of the class of 2012.

Woods and his wife Mary Sue have two sons: Brandon, who is a member of the Carolina Hurricanes' organization, and Colin, who plays hockey at Stevenson University.

TOM WARD — ASSISTANT COACH

Tom Ward joins the Sabres for his first season as assistant coach in 2016-17. Ward brings with him 18 years of experience as the head coach for the Shattuck St. Mary's Boys Prep Team. Under his tutelage, Shattuck captured nine USA Hockey National Championships and finished as runners-up once. In addition to his coaching experience, Ward also served as the school's director of hockey from 2004 to 2016, during which time Shattuck's hockey teams combined to win 22 National Championships.

Tom and his wife, Lori, reside in Prior Lake, Minnesota with their daughters Taylor, Hannah and Katie Ann.

ANDREW ALLEN — GOALTENDING COACH

Andrew Allen is in his second season as the Sabres' goaltending coach after being appointed to the position in July 2015. His main duties with the team involve working with the Sabres' NHL netminders.

Allen came to the Sabres after spending four seasons as the developmental goaltending coach for the Chicago Blackhawks. In that role, Allen oversaw the development of goaltenders playing for the Blackhawks' AHL affiliate, the Rockford IceHogs. Prior to his time with Chicago, Allen spent three seasons as goaltending coach for St. Lawrence University (ECAC).

Before his coaching career, Allen played professional hockey for five seasons as a goaltender, including AHL stints with the Utah Grizzlies, Hershey Bears, Binghamton Senators and Providence Bruins. He also compiled a 76-43-15 record in 142 ECHL games. Before beginning his professional career, the Vankleek Hill, Ontario native spent four seasons backstopping the University of Vermont Catamounts (ECAC).

ADAM NIGHTINGALE — VIDEO COACH

Adam Nightingale is in his first season with the Sabres after being named video coach in July. Among his previous experience, Nightingale had two stints as a coach at Shattuck St. Mary's, most recently as the head coach of the Boys Bantam team for two seasons, which included a National Championship victory in 2016. Between his stints with Shattuck, Nightingale was the director of hockey operations and video coordinator for the Michigan State Spartans (NCAA) from 2010 to 2014. He also has international experience, serving as the video coach for Team USA at the 2015 IIHF World Junior Championship.

Nightingale and his wife, Kristin, live in Clarence with their children Trevor, Emmerson and Keeton.

JASON LONG — DIRECTOR OF PLAYER DEVELOPMENT

Jason Long enters his fifth season with the Sabres and his first as director of player development after joining the organization in 2012. His responsibilities in player development include designing and assisting in the execution of each prospect's individual development plan and communicating organizational goals and demands to each prospect. He is also responsible for the planning and implementation of the team's rookie development camp and all development programs in Rochester.

Long joined the Sabres in 2012 after spending eight years as a head football coach for a high school in the Pittsburgh area. He graduated with a bachelor's degree in education from Westminster College, where he also played football.

KRYS BARCH — PLAYER DEVELOPMENT COACH

Krys Barch is in his second season with the Sabres as a player development coach after being named to the position in June 2015. In his role, Barch will work closely with Sabres prospects in the development process both on and off the ice.

Drafted by the Washington Capitals in the fourth round (106th overall) of the 1998 NHL Draft, Barch played 381 games in eight seasons in the NHL. The former forward never played for the Capitals, but spent time with the Dallas Stars, Florida Panthers and New Jersey Devils over the course of his career.

RANDY CUNNEYWORTH — PLAYER DEVELOPMENT COACH

Randy Cunneyworth returns to the Sabres in 2016-17 as a player development coach after spending the 2015-16 as head coach of the Rochester Americans (AHL). Before coaching the Amerks, Cunneyworth spent one season as a pro scout and another as a player development coach for the Sabres.

Among his previous experience, Cunneyworth spent time as an assistant coach for the Atlanta Thrashers and head coach for the Hamilton Bulldogs (AHL) and Montreal Canadiens. Prior to joining the Thrashers, he began his coaching career as a player-coach for Rochester before serving as the team's head coach for eight seasons.

Cunneyworth's NHL career spanned parts of 16 seasons. He began his NHL tenure with the Sabres in 1980-81 after the team selected him in the eighth round of the 1980 NHL Draft and returned to Buffalo in the 1998-99 season for what would be his final NHL season.

ADAM MAIR

PLAYER DEVELOPMENT COACH

Adam Mair was named a player development coach in June 2015 and is currently in his second season with the Sabres in that role.

A former Sabres forward, Mair rejoined the organization after spending 18 months as the head development coach for the Academy of Hockey at HarborCenter, where he was responsible for educating aspiring hockey players and coaches both on and off the ice through clinics, on-ice instruction and classroom teaching. Before joining the Academy of Hockey staff, Mair began his coaching career in 2012-13 as director of player development for Canisius College.

Prior to his coaching career, Mair spent 12 seasons as a forward in the NHL, appearing in 615 games. In addition to his seven seasons and nearly 500 games with the Sabres, he also played for the Toronto Maple Leafs and the Los Angeles Kings, and finished his NHL career in 2010-11 as a member of the New Jersey Devils.

CLUB PERSONNEL
BUFFALO SABRES STAFF

HOCKEY DEPARTMENT

ROB MURPHY
Director of Scouting

GREG ROYCE
Director of Amateur Scouting

JERRY FORTON
Assistant Director of Scouting

ANDERS FORSBERG
Director of European Scouting

KEVIN DEVINE
Director of Player Personnel

JON CHRISTIANO
Pro Scout

JOHN VAN BOXMEER
Pro Scout

JIM KOVACHIK
Pro Scout

GRAHAM BEAMISH
Pro Scouting Coordinator

JAN AXEL-ALAVAARA
Amateur Scout

KEITH HENDRICKSON
Amateur Scout

BRANDON JAY
Amateur Scout

YURI KHMYLEV
Amateur Scout

SEAMUS KOTYK
Amateur Scout



PAUL MERRITT
Amateur Scout

TEEMU NUMMINEN
Amateur Scout

NORM POISSON
Amateur Scout

KEVIN PRENDERGAST
Amateur Scout

MIKE ROONEY
Amateur Scout

ERIC WEISSMAN
Amateur Scout

AUSTIN DUNNE
Amateur Scouting Coordinator

JASON NIGHTINGALE
Coordinator of Analytic-Related Hockey Evaluation

KYLE KIEBZAK
Head of Hockey Department IT

MICHAEL BERMINGHAM
Manager of Travel and Immigration

BRETT RUFF
Coordinator of Hockey Administration

JESSICA KINDRON
Coordinator of Hockey Relations

EQUIPMENT

RIP SIMONICK
Equipment Manager

DAVE WILLIAMS
Equipment Manager

GEORGE BABCOCK
Assistant Equipment Manager

KEITH HAYES
Equipment Assistant

PERFORMANCE DEPARTMENT

LES BISSON, M.D.
Medical Director

ED GANNON
Strength & Conditioning Coach

J.T. ALLAIRE
Strength & Conditioning Coach

RICH STINZIANO
Head Athletic Trainer

MICHAEL ADESSO
Assistant Athletic Trainer/ Physical Therapist

CHUCK GARLOW
Massage Therapist

JOE COLLINS
Acute Injury Management & Therapy

SAM ROSENGARTEN
Injury Prevention

DENNIS MILLER
Rehab & Development

KATY TRAN TURNER
Human Science

ASHLEY CHARLEBOIS
Dietitian & Sports Nutritionist

JoANNE CLUBB
Applied Sports Scientist

DEAN HIGHAM
Applied Sports Scientist

MEDICAL STAFF

MARC FINEBERG, M.D.
Head Team Physician

WILLIAM HARTRICH, M.D.
Team Physician

DAVID CROGLIO, D.D.S
Team Dentist

CLUB PERSONNEL
BUFFALO SABRES STAFF

LEGAL, FINANCE & ADMINISTRATION

DAVID S. ZYGAJ
VP of Legal & Adminstrative Affairs

KIM SZYMANOSKI
Paralegal

KRISTIN ZIRNHELD
Corporate Controller

LYNN SLANOVICH
Accounting Manager

ERIC McGUIRE
Accounting Manager

CHRISTINE IVANSITZ
Accounting Manager Special Projects

BIRGID HAENSEL
Payroll Manager

BIANCA RODRIGUEZ
Payroll Specialist

KIM BINKLEY
Accounts Payable Coordinator

MARILYN McCABE
Senior Accountant

GABRIELLE WILSON
Senior Accountant

MAGGIE STEWART
Staff Accountant

JOHN KOLKOWSKI
Accounting Clerk

NADINE LEONE
Team Concierge/ Executive Assistant

HUMAN RESOURCES

CHRISTIE JOSEPH
VP of Human Resources

HOLLY WEISKERGER
Human Resources Generalist

ERIN FIERLE
Human Resources Generalist

TERRI O'BRIEN
Senior Human Resources Coordinator

GINA FERRENTINO
Human Resources Project Coordinator

AMANDA WESTFALL
Human Resources Assistant

MERCHANDISE

MIKE KAMINSKA
Director of Merchandise

GLENN BARKER
Merchandise Manager Inventory Control

JEFF SMITH
Merchandise Manager Event Sales

THERESA CERABONE
Store Manager

DASHAWN RICHARDSON
Assistant Store Manager

BROADCAST & GAME PRESENTATION

CHRISANNE BELLAS
VP of Broadcasting

JOE PINTER
TV Producer

ERIC GROSSMAN
TV Director

JASON WIESE
Production Manager

RICK JEANNERET
Play-By-Play

ROB RAY
Color Commentator

DAN DUNLEAVY
Play-By-Play/Reporter

BRIAN DUFF
Studio Host

BRAD MAY
Studio Analyst

KELSEY SCHNEIDER
Director of Game Presentation

KELSEY LANDERS
Game Presentation Coordinator

JEFF HILL
Videoboard Director/ Editor

RAY RIEL
Broadcast Engineer

MEDIA & COMMUNITY RELATIONS

CHRIS BANDURA
Director of Media Relations

IAN OTT
Manager of Media Relations

CHRIS DIERKEN
Coordinator of Media Relations

MATT BIRT
Media Relations Assistant

JIM CHRISTOPHER
Media Relations Assistant

RICH JURELLER
Director of Community Relations

TERESA BELBAS
Manager of Community Relations

NICK FEARBY
Coordinator of Community Relations

ED GRUDZINSKI
Youth Hockey Manager

BILL WIPPERT
Team Photographer

LARRY PLAYFAIR
Director of Alumni Relations

MARKETING

TOM MATHENY
Database Marketing Manager

CARA FOLIGNO
Marketing Manager

CHRIS RYNDAK
Content Marketing Manager

JOURDON LaBARBER
Content Marketing Coordinator

TICKET OPERATIONS

JOHN SINCLAIR
VP of Tickets & Service

MARTY MALONEY
Director of Ticket Operations

PAUL BARKER
Box Office Manager

GRETCHEN KNOTT
Box Office Coordinator

MELISSA RUGG
Ticket Administrator

ROXANNE ANDERSON
Senior Account Services Representative

MELISSA EAGEN
Account Services Representative

CASEY JENKINS
Ticket Sales Representative

ANDREW MALONEY
Account Services Representative

GREG METZEN
Ticket Sales Representative

NATE SHIVELY
Account Services Representative

DAN RISTINE
Account Services Representative

SARALYNN RUHLAND
Receptionist

KEYBANK CENTER

STAN MAKOWSKI, JR.
VP of Arena Operations

BETH GUILIANI GATTO
Director of Arena Operations

ROBERT NEUMANN
Senior Event Manager

LAURA HETTRICK
Event Manager

DAVE KUTTER
Event Manager

MARC BRENNER
Director of Security

DENNIS HOOPER
Director of Building Services

MIKE QUEENO
Technical Communications Manager

TREVOR ECKLUND
Technical Communications Manager

TODD HENZLER
Director of Information Technology

NATE BROZYNA
Advanced Support Specialist

BRUCE JOHNSON
Chief Engineer

MICHAEL DESTINO
Maintenance Crew

JASON SATTELBERG
Maintenance Crew

STEPHEN GORE
Maintenance Crew

ANDREW CHAMBERLIN
Head Ice Techncian

RASHAD DUKES
Utility Crew Supervisor

RODNEY BAILEY
Housekeeping Manager

JAMES GEORGE
Housekeeping

NICOLE VARI
Housekeeping

JULIE KRZYZANOWSKI
Administrative Assistant

KEYBANK CENTER

JAMES McDUFFIE
Security Officer

AARON ACKER
Security Officer

AMANDA SZULIST
Security Officer

JOSEPH MEJAK
Security Officer

DEREK JAWOREK
Security Officer

NICHOLAS SZCZEPANSKI
Security Officer

KYLE WEAVER
Security Officer

KENNETH ALEXANDER WRIGHT-VASQUEZ
Security Officer

GREG WINGERTER
Security Officer

DON WEGRZYNOWSKI
Security Officer

SAM BUFFUM
Parking Manager

FINANCE & BUSINESS OPERATIONS

KYLE ALLEN
Manager of Reporting & Analytics

KANDACE KOWALSKI
Office Manager

BUSINESS DEVELOPMENT

ERICA MUHLEMAN
VP of Corporate Partnershps

CHARLIE CANNAN
Director of Events

CHRIS COSTANZO
Director of Premium Seating

JOE FOY
Director of Corporate Sales

NEAL McMULLEN
Director of Corporate Sales

ASHLEY MEGANCK
Manager of Corportate Sales

ROB NUGENT
Manager of Corportate Sales

JON LATKE
Senior Coordinator of Corporate Sales

KELLEY VAN NESS
Senior Manager of Corporate Partnerships

RYAN GUERINOT
Manager of Corporate Partnerships

DAN McCARTHY
Manager of Corporate Partnerships

KYLE GEORGER
Manager of Corporate Partnerships

KATY RYAN
Senior Coordinator of Corporate Partnerships

EMILY MAGAVERN
Coordinator of Corporate Partnerships

KRISTY WILENSKY
Coordinator of Corporate Partnerships

MELISSA PALGUTT
Manager of Premium Seating

JP SFEIR
Manager of Premium Seating

SARA PETRONE
Senior Projects Coordinator

DAWN CHILCOTT
Coordinator of Business Development

DAN PETERS
Traffic Coordinator

LAUREN YURKO
Administrative Assistant

JENNIFER VAN RYSDAM
VP of Arena Events

KEVIN KENNEDY
Arena Marketing Manager

MICHELLE MITCHELL
Coordinator of Suite Services

CREATIVE SERVICES

MARK BLASZAK
Director of Videography

DREW BOEING
Director of Video Production

BRYAN MATTHEWS
Creative Director

VICKI SITEK
Creative Director

LINDSEY CABER
Graphic Designer

MELISSA GEBHARDT
Graphic Designer

KRISTINE HOTCHKISS
Graphic Designer

CHELSEA KOWALIK
Graphic Designer

AARON LaPORTA
Graphic Designer

DANIELLE PODESZEK
Graphic Designer

KIM GEIS
Traffic Manager

GINA MARINELLI
Traffic Manager

JASON HOLLER
Senior Editor

MICHAEL BAHRENBURG
Editor

JOSEPH DeBENEDICTIS
Editor

SCOTT BALZER
Editor

ERIC HEINE
Motion Designer

DAVID JACKSON
Motion Designer

TRAVIS CARLSON
Videographer

MARC DAVIES
Videographer

SAM KOROTKIN
Videographer

ALLEN LEIGHT
Videographer

AARON RIZZO
Videographer

BEN WOODY
Videographer

MEDIA & CONTENT

MARC HONAN
Senior VP of Media and Content

MICHELLE GIRARDI ZUMWALT
Senior Producer

STEVE ASPOSTO
Senior Director of Broadcast Engineering

LAUREN HALL
Multimedia Journalist

DON HEINS
Communications Manager

JAY HARRIS
Producer

MARKETING

JOHN DURBIN
Director of Marketing

SCOTT MINER
Director of Business Solutions

GREGG PASTORE
Director of Digital & Social Media Strategy

TAYLOR GAHAGEN
Director of Brand Strategy & Development

RACHEL LICATA
Digital Business Development Manager

JESSICA BALDWIN
Marketing Manager

TED JARMUZ
Digital Marketing Coordinator

CRAIG KANALLEY
Social Media Editor

ZACHARY SPECHT
Social Media Editor

ANNA STOLZENBURG
Social Media Editor

MATT CIESLIK
Brand Coordinator

JEFFREY DIGMANN
Solutions Developer

NICHOLAS RUGGIERO
Project Manager

EVAN BARRICK
Analytics Coordinator

CHRIS O'CONNELL
Insights Coordinator

CHRIS BANDURA — DIRECTOR OF MEDIA RELATIONS

Chris Bandura is in his 12th season with the Sabres organization and sixth as the team's director of media relations after spending his first six seasons as the team's media relations coordinator. As the primary contact between the team and the media at home and on the road, Bandura is responsible for arranging interviews, coordinating press conferences and assisting in game-day operations. Bandura also oversees the day-to-day operations of the media relations staff.

Before joining the Sabres, Bandura spent two years as the media relations coordinator for the Rochester Sports Group, which included the Rochester Americans (AHL), Rochester Raging Rhinos (USL First Division), Rochester Knighthawks (NLL) and Rochester Rattlers (MLL). Prior to his stint in Rochester, Bandura was the vice president of operations for the Columbus Landsharks of the National Lacrosse League (2001-2003). He has also spent time in the NLL front office as the director of media relations (1999-00).

A 1999 graduate of Utica College of Syracuse University, Bandura was born and raised in Cheektowaga, New York. He and his wife, Kimberly, reside in West Seneca, New York, with their daughter, Rosalie, and son, Charlie.

IAN OTT — MANAGER OF MEDIA RELATIONS

Ian Ott is in his seventh season as member of the Buffalo Sabres' media relations department and second as the team's manager of media relations. After serving as the Sabres' media relations graduate assistant during the 2010-11 season, Ott joined the team on a permanent basis in July 2011. Some of Ott's primary duties include overseeing press box operations, serving as the editor of team publications and preparing the team's game notes. He is also responsible for overseeing media relations efforts for the Buffalo Bandits (NLL). A graduate of SUNY Oswego, Ott worked for the school's sports information department and its student-run newspaper, The Oswegonian, while earning a bachelor's degree in journalism. A native of Western New York, Ott currently resides in Cheektowaga, New York with his wife, Laura.

CHRIS DIERKEN — COORDINATOR OF MEDIA RELATIONS

Chris Dierken is in his third season with the Buffalo Sabres media relations department after spending the 2014-15 season as the department's graduate assistant. Before joining the Sabres full-time, Dierken served as an intern for the team's public relations department in 2012-13. He also spent time with the Buffalo Bills' media relations department and served as the communications coordinator for the Reno Aces, the Triple-A affiliate of the Arizona Diamondbacks. He graduated with a journalism degree from SUNY Buffalo State in 2013, where he was the sports editor of the school's newspaper, The Record, and worked in the sports information department. Dierken was born and raised in Western New York and currently lives in West Seneca with his fiancée, Sarah.

MEDIA RELATIONS ASSISTANTS

MATT BIRT

JIM CHRISTOPHER

THE **PLAYERS**

ZACH BOGOSIAN

Born: **July 15, 1990**, Massena, NY **6** ft **3** in **228** lbs **DEFENSEMAN**

CAREER GAME HIGHLIGHTS

Goals: 2, (3x). Most recent: 2/21/16 vs. PIT

Assists: 3, (2x). Most recent: 3/30/12 at CAR

Points: 3, (4x). Most recent: 2/21/16 vs. PIT (2+1)

Penalty Minutes: 17, (2x). Most recent: 1/18/16 at ARI

Longest Point Streak: 4 games, (2x). Most recent: 4/11/13 vs. FLA to 4/20/13 vs. NYI (2+5)

CAREER TRANSACTIONS

Acquired by Buffalo from Winnipeg with Evander Kane and Jason Kasdorf in exchange for Tyler Myers, Drew Stafford, Joel Armia, the rights to Brendan Lemieux and a first-round pick in the 2015 Draft, February 11, 2015; Selected by Atlanta in the first round (third overall) of the 2008 NHL Draft.

SEASON STATS 2015-16

Games missed due to injury: 18; 17 – upper body (10/8-11/14), one – lower body (4/9) • Netted his first goal as a member of the Sabres at DET (12/1) • Contributed two assists vs. WSH (1/16), including the 100th assist of his career • Tied career highs with his fourth career three-point game (2+1) and third career two-goal game vs. PIT (2/21), including his first power-play goal since Dec. 31, 2011 • Tied a career high with three power-play goals • Finished the season with an average ice time of 23:24 per game in his 85 games played with the Sabres, the third-highest average career ice time ever recorded by a Sabres player, trailing only Alexei Zhitnik (531 GP, 25:32) and Christian Ehrhoff (192 GP, 23:55).

CAREER STATS

2014-15: Recorded a plus-5 rating vs. FLA (1/13) • Recorded an assist on the game-winning goal and played 25:28 of ice time at CHI (11/2) • Totaled 13 points (3+10) and a plus-1 rating in 41 games with Winnipeg • Made his Sabres debut vs. PHI (2/15) and recorded a game-high 11 hits • Logged a career-high 32:23 of ice time and led the Sabres with seven blocks and six hits at PHI (2/19) • Recorded his first Sabres point (assist) at CBJ (2/24) • Recorded a season-high seven shots and skated 26:54 of ice time at TBL (3/3) • Tallied an assist and skated a team-high 25:16 of ice time at OTT (3/6) • Skated a game-high 30:53 and had six hits at TOR (3/11) • Recorded his first multi-point (0+2) game as a member of the Sabres vs. CAR (4/6) • Led the Sabres in ice time in 16 of his 21 games with the team, averaging 26:39 per game… **2013-14:** Recorded an assist in his first game of the season at EDM (10/1) • Played in his 300th career NHL game vs. ANA (10/6) • Scored his first goal of the season at DET (11/12) • Missed 15 games on IR from 11/27-12/17 • Missed the last 10 games of the season with a back injury… **2012-13:** Played his first game of the 2012-13 season after returning from injury vs. PIT (2/15) • Recorded his first point of the season (assist) vs. BOS (2/17) • Scored his first goal of the season at NJD (2/24) • Scored the shootout winner, recorded an assist and recorded a fighting major at TOR (3/16) • Had a season-high nine shots on goal vs. CAR (3/30) • Recorded two assists vs. FLA (4/11) • Recorded his 100th career NHL point vs. TBL (4/16) • Recorded a four-game point streak (2+5) from 4/11-4/20, tying the longest point streak of his career… **2011-12:** Recorded a career-high 30 points (5+25) after 65 games played with the Jets • Recorded his first points (0+2) as a Jet vs. CAR (10/22) • Recorded two assists at FLA (10/31) • Scored a goal and earned two assists vs. ANA (12/17) • Recorded his 50th NHL assist and added his 51st at BOS (1/10) • Registered nine shots on goal vs. FLA (1/21), setting a new career high • Earned an assist in his first game back vs. FLA (3/1) after missing seven games due to injury • Recorded three assists at CAR (3/30) • Scored his fourth goal of the season and earned an assist at FLA (4/3) • Scored his fifth goal of the season and added an assist at NYI (4/5) • Ended season on a two-game multi-point streak (2+2)… **2010-11:** Scored his fifth goal of the season at PHI (3/12) • Posted his first multi-point game of the season (0+2) at TOR (2/7) • Scored the game-winning goal in overtime vs. NSH (12/6)… **2009-10:** Appeared in 81 games, posting 23 points (10+13) • Established career highs in games played, points, goals and assists • Tied the Thrashers franchise record for most goals (10) by a defenseman in a single season • Set a career best and tied for fifth on the team with three power-play goals • Ranked sixth on the team and second among defensemen with 155 shots on goal • Set a franchise record with 196 hits • Began the season with eight goals in the first 17 games • Scored his first goal in the season-opener vs. TBL (10/3) • Scored four goals in a four-game span from 10/ 22-10/31 • Scored goals in back-to-back games 11/13 and 11/15 • Skated in a career

BOGOSIAN vs. NHL

TEAM	GP	G	A	P	PIM
Anaheim	8	2	2	4	2
Arizona	13	0	2	2	28
Boston	19	0	7	7	8
Buffalo	16	1	2	3	24
Calgary	8	0	3	3	2
Carolina	33	3	15	18	36
Chicago	13	1	3	4	2
Colorado	14	1	2	3	8
Columbus	11	0	3	3	10
Dallas	10	0	0	0	6
Detroit	13	2	1	3	2
Edmonton	9	2	3	5	19
Florida	29	4	12	16	23
Los Angeles	10	2	3	5	6
Minnesota	8	1	0	1	17
Montreal	23	3	6	9	45
Nashville	17	2	4	6	16
New Jersey	20	1	5	6	8
NY Islanders	18	4	2	6	8
NY Rangers	21	1	3	4	25
Ottawa	21	3	4	7	19
Philadelphia	20	1	0	1	8
Pittsburgh	21	3	6	9	6
San Jose	6	1	1	2	6
St. Louis	11	0	2	2	8
Tampa Bay	25	2	5	7	25
Toronto	21	3	7	10	33
Vancouver	8	1	1	2	6
Washington	30	3	7	10	25
Winnipeg	2	0	0	0	0
NHL Totals	478	47	111	158	431

ZACH ROGOSIAN

Born: **July 15, 1990**, Massena, NY **6** ft **3** in **228** lbs **DEFENSEMAN**

CAREER STATS

high 29:13 of ice time vs. BOS (11/19) • Scored his 10th goal of the season vs. TOR (3/25)… **2008-09:** Posted 19 points (9+10) in 47 games during his first NHL season • Led all first-year NHL defensemen in goals and ranked fourth in points • Tied for second among rookie defensemen with a plus-11 rating • Led team defensemen in goals and ranked third in points • Made his NHL debut vs. WSH (10/10) • Missed 28 games due to injury from 10/30-12/30 • Returned to the lineup at CAR (12/31) • Appeared in five games with Chicago (AHL) during a conditioning stint from 1/3-1/11, scoring one goal • Earned his first career NHL points (1+1) at NSH (1/17) • Recorded four points (2+2) in two games from 1/17-1/20 • Posted a season-high three points (0+3) at LAK (2/16) • Scored his first career game-winning goal at COL (3/10) • Skated in a season-high 28:32 of ice time and took a season-high six shots at BUF (3/14) • Scored a season-high two goals vs. FLA (4/9) • Earned 11 points (6+5) in his last 16 games of the season • Made his international debut with the United States at the 2009 IIHF World Championship in Switzerland, recording one assist in nine games… **2007-08:** Recorded 61 points (11+50) in 60 games with the Peterborough Petes (OHL) • Named to the OHL First All-Star Team • Appeared in the OHL All-Star Classic and the Canadian Hockey League Top Prospects Game… **2006-07:** Made his OHL debut with the Peterborough Petes, tallying 33 points (7+26) in 67 games • Ranked second among team defensemen and rookies in points • Ranked third overall on the Petes with seven power play goals • Appeared in his first OHL game vs. Brampton (9/21) • Recorded his first career OHL point with one goal vs. Belleville (10/5).

CAREER STATS

			REGULAR SEASON											PLAYOFFS				
SEASON	**TEAM**	**LEAGUE**	**GP**	**G**	**A**	**P**	**+/-**	**PIM**	**PP**	**SH**	**GW**	**S**	**S%**	**GP**	**G**	**A**	**P**	**PIM**
2006-07	Peterborough	OHL	67	7	26	33	-6	63	7	0	–	–	–	–	–	–	–	–
2007-08	Peterborough	OHL	60	11	50	61	8	72	6	0	–	–	–	5	0	3	3	8
2008-09	**Atlanta**	**NHL**	**47**	**9**	**10**	**19**	**11**	**47**	**2**	**1**	**1**	**90**	**10.0**	--	--	--	--	--
	USA	WC	9	0	1	1	–	2	–	–	–	–	–	–	–	–	–	–
	Chicago	AHL	5	1	0	1	-5	0	1	0	0	17	5.9	–	–	–	–	–
2009-10	**Atlanta**	**NHL**	**81**	**10**	**13**	**23**	**-18**	**61**	**3**	**1**	**0**	**155**	**6.4**	--	--	--	--	--
2010-11	**Atlanta**	**NHL**	**71**	**5**	**12**	**17**	**-27**	**29**	**0**	**0**	**1**	**155**	**3.2**	--	--	--	--	--
2011-12	**Winnipeg**	**NHL**	**65**	**5**	**25**	**30**	**-3**	**71**	**1**	**0**	**0**	**150**	**3.3**	--	--	--	--	--
2012-13	**Winnipeg**	**NHL**	**33**	**5**	**9**	**14**	**-5**	**29**	**0**	**0**	**0**	**85**	**5.9**	--	--	--	--	--
2013-14	**Winnipeg**	**NHL**	**55**	**3**	**8**	**11**	**3**	**48**	**0**	**0**	**0**	**134**	**2.2**	--	--	--	--	--
2014-15	**Winnipeg**	**NHL**	**41**	**3**	**10**	**13**	**1**	**40**	**0**	**0**	**0**	**74**	**4.1**	--	--	--	--	--
	Buffalo	**NHL**	**21**	**0**	**7**	**7**	**-7**	**38**	**0**	**0**	**0**	**51**	**0.0**	--	--	--	--	--
2015-16	**Buffalo**	**NHL**	**64**	**7**	**17**	**24**	**-11**	**68**	**3**	**0**	**1**	**121**	**5.8**	--	--	--	--	--
	NHL Totals		**478**	**47**	**111**	**158**	**-56**	**431**	**9**	**2**	**3**	**1,015**	**4.6**	--	--	--	--	--
	Buffalo Totals		**85**	**7**	**24**	**31**	**-18**	**106**	**3**	**0**	**1**	**172**	**4.1**	--	--	--	--	--

NICOLAS DESLAURIERS

44

Born: **Feb. 22, 1991**, LaSalle, QC **6** ft **1** in **216** lbs **LEFT WING**

CAREER GAME HIGHLIGHTS

Goals:	1, (12x). Most recent: 3/18/16 vs. OTT
Assists:	1, (16x). Most recent: 4/9/16 at NYI
Points:	2, 12/27/14 vs. NYI (1+1)
Penalty Minutes:	10, (3x). Most recent: 3/19/16 at TOR
Longest Point Streak:	3 games (2x). Most recent: 12/21/14 at BOS to 12/27/14 vs. NYI (2+2)

CAREER TRANSACTIONS

Acquired by Buffalo from Los Angeles with Hudson Fasching in exchange for Brayden McNabb, Jonathan Parker, a second-round pick in the 2014 NHL Draft and a second-round pick in the 2015 NHL Draft, March 5, 2014; Selected by Los Angeles in the third round (84th overall) of the 2009 NHL Draft.

SEASON STATS 2015-16

Games missed due to injury: 11 – lower body (1/5-1/26) • Played in his 100th NHL game vs. OTT (10/8) • Scored his second career game-winning goal vs. OTT (3/18), logging his sixth goal of the season and topping his previous career high.

CAREER STATS

2014-15: The only player to appear in all 82 games for the Sabres • Scored his first career game-winning goal at SJS (10/25) • Tied a career best with points in three straight games (2+2) from 12/21-12-27 • Registered his first career multi-point game with a goal and an assist in 17:51 of ice time vs. NYI (12/27)… **2013-14:** Converted from defense to left wing prior to the start of the season • Earned his second career fighting major in the season finale vs. NYI (4/13) • Scored his first NHL goal at DET (4/4) • Earned his first career fighting major at NSH (3/27) • Logged a season-high 17:08 TOI at CGY (3/18) • Made his NHL debut at FLA (3/7), recording four shots and four hits in 15:08 TOI • Finished first among Rochester skaters and tied for third in the AHL with 230 shots on goal • Registered his first point as an Amerk (assist) and logged 19:13 TOI in his Rochester debut vs. Toronto (4/11) • Led the Monarchs in goals and ranked second on the team in points at the time of the trade • Registered a six-game point streak (1+6) from 1/25-2/8 • Logged his first career multi-goal game and added an assist vs. Springfield (11/29)… **2014 Playoffs:** Scored a goal in his Amerks playoff debut in Game 1 vs. Chicago (4/25)… **2012-13:** Ranked second among Manchester defensemen in points and second in assists • Led team defensemen with 80 penalty minutes • Set career-highs in goals (four), assists (19), points (23), shots on goal (131), and penalty minutes (80)… **2013 Playoffs:** Led the team with two goals and four points (2+2) in four games during the 2013 Calder Cup Eastern Conference Quarterfinals • Tied for second on the Monarchs with two assists in the playoffs • Registered a point in all four playoff games… **2011-12:** Registered a goal and 13 assists for 14 points in 68 games with the Monarchs during his rookie season in • Made his AHL debut against the Springfield Falcons (10/7) • Recorded his first AHL points (0+2) vs. Providence (12/3) • Scored his first AHL goal vs. Portland (1/15)… **2012 Playoffs:** Collected seven penalty minutes in four games… **2010-11:** Led Gatineau defensemen in goals (13), assists (30), points (43), power-play goals (six) and plus/minus rating (plus-22) • Ranked fourth on the team with 43 points • Set a career high in goals (13) and tied a career-high in plus/minus (plus-22)… **2011 Playoffs:** Registered 20 points (5+15) in 24 playoff games • Ranked first in points (20), tied for third in goals (five), ranked first in assists (15), tied for second in power play assists (eight), and ranked fourth in plus/minus (plus-9) among QMJHL… **2009-10:** Ranked second in points (45), first in assists (36), tied for third in goals (nine), third in power-play goals (4), second in plus/minus (plus-22) and first in shots (192) among Huskies defensemen… **2010 Playoffs:** Helped Rouyn-Noranda advance to the 2010 QMJHL Quarterfinals with eight points (2+6) • Led the club in plus/minus (plus-3) during the playoffs… **2008-09:** Ranked second among Rouyn-Noranda defensemen in goals (11), assists (19), points (30), power-play goals (4) and plus-minus (plus-3) • Finished third overall on the club with 80 penalty minutes and 134 shots • Tied for third on the club with two shorthanded goals… **2009 Playoffs:** Registered four points (2+2) in six playoff games.

DESLAURIERS vs. NHL

TEAM	GP	G	A	P	PIM
Anaheim	4	0	1	1	2
Arizona	3	0	2	2	0
Boston	7	0	1	1	7
Buffalo	0	0	0	0	0
Calgary	5	1	1	2	4
Carolina	7	0	0	0	4
Chicago	4	0	0	0	4
Colorado	3	0	0	0	0
Columbus	6	0	0	0	7
Dallas	4	0	0	0	5
Detroit	10	2	0	2	4
Edmonton	5	0	1	1	5
Florida	8	0	3	3	2
Los Angeles	4	0	0	0	0
Minnesota	3	0	1	1	5
Montreal	11	1	2	3	22
Nashville	6	0	0	0	7
New Jersey	6	0	0	0	0
NY Islanders	8	1	2	3	9
NY Rangers	5	0	0	0	5
Ottawa	7	1	0	1	12
Philadelphia	7	2	0	2	2
Pittsburgh	6	1	0	1	2
San Jose	4	2	0	2	0
St. Louis	5	0	0	0	12
Tampa Bay	10	1	1	2	4
Toronto	8	0	1	1	10
Vancouver	5	0	0	0	2
Washington	5	0	0	0	5
Winnipeg	3	0	0	0	7
NHL Totals	169	12	16	28	148

NICOLAS DESLAURIERS

44

Born: **Feb. 22, 1991**, LaSalle, QC **6** ft **1** in **216** lbs **LEFT WING**

CAREER STATS

			REGULAR SEASON											PLAYOFFS				
SEASON	**TEAM**	**LEAGUE**	**GP**	**G**	**A**	**P**	**+/-**	**PIM**	**PP**	**SH**	**GW**	**S**	**S%**	**GP**	**G**	**A**	**P**	**PIM**
2006-07	Chateauguay	QAAA	43	2	10	12	–	28	–	–	–	–	–	3	1	0	1	4
2007-08	Rouyn-Noranda	QMJHL	42	2	7	9	-7	38	0	0	–	–	–	4	0	0	0	0
2008-09	Rouyn-Noranda	QMJHL	68	11	19	30	3	80	4	2	–	–	–	6	2	2	4	8
2009-10	Rouyn-Noranda	QMJHL	65	9	36	45	22	72	4	0	1	–	–	11	2	6	8	2
2010-11	Gatineau	QMJHL	48	13	30	43	22	53	6	0	4	155	8.4	24	5	15	20	19
2011-12	Manchester	AHL	65	1	13	14	-14	67	1	0	0	86	1.2	4	0	0	0	7
2012-13	Manchester	AHL	63	4	19	23	-14	80	3	0	1	131	3.0	4	2	2	4	2
2013-14	Manchester	AHL	60	18	21	39	3	76	2	0	3	217	8.3	–	–	–	–	–
	Buffalo	**NHL**	**17**	**1**	**0**	**1**	**-10**	**18**	**0**	**0**	**0**	**30**	**3.3**	--	--	--	--	--
	Rochester	AHL	5	1	2	3	0	9	0	0	0	13	7.7	5	1	1	2	9
2014-15	**Buffalo**	**NHL**	**82**	**5**	**10**	**15**	**-24**	**71**	**0**	**0**	**1**	**76**	**6.6**	--	--	--	--	--
2015-16	**Buffalo**	**NHL**	**70**	**6**	**6**	**12**	**-14**	**59**	**0**	**0**	**1**	**72**	**8.3**	--	--	--	--	--
	NHL Totals		**169**	**12**	**16**	**28**	**-48**	**148**	**0**	**0**	**2**	**178**	**6.7**	--	--	--	--	--
	Buffalo Totals		**169**	**12**	**16**	**28**	**-48**	**148**	**0**	**0**	**2**	**178**	**6.7**	--	--	--	--	--

JACK EICHEL

15

Born: **Oct. 28, 1996**, North Chelmsford, MA **6** ft **2** in **196** lbs **CENTER**

CAREER GAME HIGHLIGHTS

Goals:	2, (4x). Most recent: 3/12/16 vs. CAR
Assists:	2, (5x). Most recent: 2/19/16 at CBJ
Points:	4, 12/26/16 at BOS (2+2)
Penalty Minutes:	2, (11x). Most recent: 4/2/16 at NYR
Longest Point Streak:	5 games, 3/31/16 vs. TOR to 4/9/16 at NYI (1+5)

CAREER TRANSACTIONS

Selected by Buffalo in the first round (second overall) of the 2015 NHL Draft.

SEASON STATS 2015-16

Games missed due to injury: one – flu (3/19) • Scored 24 goals, seventh-most by a rookie in franchise history, and became the first Sabres rookie to lead the team in goals since Ray Sheppard (1987-88) • Tied Derek Plante for seventh-most points by a Sabres rookie (56), becoming the ninth rookie in Sabres franchise history to record 50 points in a season and the first since Plante (1993-94) • Tied to lead all Sabres with five game-winning goals, tying Gilbert Perreault, Rick Martin and Ray Sheppard for second-most by a Sabres rookie; became the fourth Sabres rookie ever to lead the team in a season, joining Perreault (1970-71), Martin (1971-72) and Donald Audette (1991-92) • Tied for team lead with 12 multi-point games • Became the third-youngest player in Sabres history to score in his debut vs. OTT (10/8) • Set a career high with four points (2+2) at BOS (12/26), becoming the second-youngest player to record four points in one game for the Sabres (Phil Housley vs. EDM, 10/17/82); became the fourth Sabres rookie to produce a game with multiple goals and multiple assists, joining Peter McNab (2/2/75), Alan Haworth (3/8/81) and Mal Davis (3/4/83) • Became the youngest Sabre ever to hit the 20-goal mark (19 yrs, 131 days) with his goal at TOR (3/7) • Scored the latest regular-season goal in franchise history at 4:59 of overtime vs. CAR (3/12) • Finished the season on a career-best five-game point streak (1+5) from 3/31 vs. TOR to 4/9 at NYI.

CAREER STATS

2014-15: Led all NCAA Division I skaters with 71 points (26+45) in 40 games at Boston University • Won the Hobey Baker Award, becoming the second freshman ever to earn the award (last: Paul Kariya, 1992-93) • Earned several other end-of-year accolades, including Hockey East Player of the Year, Hockey East Rookie of the Year, the Tim Taylor Award as the nation's outstanding freshman and was the only unanimous first-team Hockey East All-Star selection • Was named Most Valuable Player at the Hockey East Tournament after leading the Terriers to a conference title with 11 points (6+5) in four tournament games • Recorded five points (2+3) in four NCAA Tournament games • Won a bronze medal with Team USA at the 2015 IIHF World Championship, ranking third on the team with seven points (2+5) in 10 games • Served as captain for Team USA at the 2015 World Junior Championship, recording four points (1+3) in five tournament games… **2013-14:** Led the U.S. Under-18 team in points, earning a spot on the United States Hockey League Second All-Star Team • Represented the United States as the youngest player on the roster at the 2014 World Junior Championship, recording five points (1+4) in five games • Won gold with Team USA at the 2014 IIHF Under-18 World Junior Championship, tying for the team lead with 10 points (5+5) in seven games… **2012-13:** Won a silver medal with Team USA at the 2013 IIHF Under-18 World Junior Championship.

EICHEL VS. NHL

TEAM	GP	G	A	P	PIM
Anaheim	2	0	1	1	0
Arizona	2	1	2	3	0
Boston	4	2	2	4	2
Buffalo	0	0	0	0	0
Calgary	2	1	0	1	0
Carolina	3	3	0	3	0
Chicago	2	0	1	1	0
Colorado	2	1	1	2	0
Columbus	3	1	3	4	0
Dallas	2	0	0	0	0
Detroit	5	2	0	2	0
Edmonton	2	1	0	1	2
Florida	4	0	2	2	2
Los Angeles	2	0	0	0	2
Minnesota	2	1	1	2	2
Montréal	5	0	2	2	0
Nashville	2	1	0	1	0
New Jersey	3	2	1	3	0
NY Islanders	3	0	2	2	0
NY Rangers	3	0	4	4	2
Ottawa	4	3	2	5	0
Philadelphia	3	1	0	1	0
Pittsburgh	3	0	0	0	2
San Jose	2	0	0	0	0
St. Louis	2	0	1	1	0
Tampa Bay	4	2	1	3	4
Toronto	3	1	1	2	2
Vancouver	2	0	2	2	0
Washington	3	0	2	2	2
Winnipeg	2	1	1	2	0
NHL Totals	81	24	32	56	22

JACK EICHEL

15

Born: **Oct. 28, 1996**, North Chelmsford, MA **6** ft **2** in **196** lbs **CENTER**

CAREER STATS

			REGULAR SEASON											PLAYOFFS				
SEASON	**TEAM**	**LEAGUE**	**GP**	**G**	**A**	**P**	**+/-**	**PIM**	**PP**	**SH**	**GW**	**S**	**S%**	**GP**	**G**	**A**	**P**	**PIM**
2012-13	USNTDP	USHL	35	13	14	27	-12	14	2	1	2	123	10.6	–	–	–	–	–
	United States	WJ18	7	1	1	2	3	6	–	–	–	–	–	–	–	–	–	–
	United States	WJ17	5	3	0	3	–	2	–	–	–	–	–	–	–	–	–	–
2013-14	USNTDP	USHL	24	20	25	45	20	20	6	1	3	95	21.1	–	–	–	–	–
	United States	WJ18	7	5	5	10	6	2	–	–	–	–	–	–	–	–	–	–
	United States	WJC	5	1	4	5	1	0	–	–	–	–	–	–	–	–	–	–
2014-15	Boston Univ.	H-East	40	26	45	71	51	28	7	2	4	168	15.5	–	–	–	–	–
	United States	WC	10	2	5	7	2	8	–	–	–	–	–	–	–	–	–	–
	United States	WJC	5	1	3	4	-3	6	–	–	–	–	–	–	–	–	–	–
2015-16	**Buffalo**	**NHL**	**81**	**24**	**32**	**56**	**-16**	**22**	**8**	**0**	**5**	**238**	**10.1**	**--**	**--**	**--**	**--**	**--**
	NHL Totals		**81**	**24**	**32**	**56**	**-16**	**22**	**8**	**0**	**5**	**238**	**10.1**	**--**	**--**	**--**	**--**	**--**
	Buffalo Totals		**81**	**24**	**32**	**56**	**-16**	**22**	**8**	**0**	**5**	**238**	**10.1**	**--**	**--**	**--**	**--**	**--**

TYLER ENNIS

Born: **Oct. 6, 1989**, Edmonton, AB **5** ft **9** in **175** lbs LEFT WING

CAREER GAME HIGHLIGHTS

GOALS: 2, (6x). Most recent: 1/18/15 at DET
ASSISTS: 3, (3x). Most recent: 12/11/14 vs. CGY
POINTS: 3, (10x). Most recent: 3/11/14 at TOR (1+2)
PENALTY MINUTES: 12, 3/25/14 at MTL
LONGEST POINT STREAK: 6 games, 1/12/14 at WSH to 1/23/14 vs. CAR (3+4)

CAREER TRANSACTIONS

Selected by Buffalo in the first round (26th overall) of the 2008 NHL Draft.

SEASON STATS 2014-15

Games missed due to injury: 59; 45 – concussion (12/31-4/9), 12 – upper body (11/25-12/17), two – lower body (10/29-10/30) • Recorded an assist and a team-high seven shots at TBL (10/17), tying his second-highest career single-game shot total • Led all Sabres skaters with 24:36 of ice time, the second-highest total of his career • Logged assists in four straight games from 11/5-11/12.

CAREER STATS

2014-15: Games missed due to injury: four; two – lower body (2/26-2/28), two – upper body (3/28-3/30) • Tied his best single-game point total four times, with three points on 11/15 vs. TOR, 12/11 vs. CGY, 1/18 at DET and 3/11 at TOR • Scored his first career shorthanded goal at CHI (10/11) • Notched his 100th career assist vs. MTL (11/5) • Earned his first NHL fighting major at STL (11/11) • Named the NHL's First Star of the Week for the week of Dec. 8-14 after scoring five points (1+4) in three games • Tallied his 200th career point with a goal at OTT (3/6)… **2013-14:** Games missed due to injury: two – undisclosed (2/26-2/28) • Led all Sabres skaters in goals (21), finishing second in points (43) • Career-best six-game point streak (3+4) from 1/12-1/23 • Recorded two assists during a career-high 25:13 TOI vs. CBJ (1/18) • His goal 10 seconds into the game vs. STL (11/19) was the quickest Sabres goal to start a game since Drew Stafford scored 10 seconds in on Jan. 27, 2009 at EDM • Skated in his 200th career game at TBL (10/26)… **2012-13:** Games missed due to injury: one – upper body (3/12) • Tied for most assists (21) among all Sabres skaters • Led all Sabres forwards in average power play TOI (3:22) • Recorded seven points (3+4) over a six game span (2/5-2/15) and eight points (2+6) over a seven game span (3/17-3/30) • Tied career high with three points (1+2) vs. MTL (2/7) • Logged a career-high 24:12 TOI vs. TOR (3/21), tallying a goal and an assist for his seventh of eight multi-point games • Registered a four-game point-streak (1+4, 4/14-4/22)… **2011-12:** Games missed due to injury: 34; 17 – ankle (10/25-12/2), 17 – ankle (12/20-1/24) • Sabres were 15-3-5 when Ennis recorded at least one point and 7-1-1 when he had a multi-point game • Sabres were 27-13-8 with Ennis in the lineup • Led all Sabres with a plus-11 rating • Career-best five-game point streaks from 2/24-3/3 (1+4) and 3/10-3/19 (4+5) • Four-game point streak (3+4) from 3/27-4/3 • Recorded 27 points (11+16) in 26 games from 2/16-4/3 • Tied career high with three points (0+3) vs. COL (3/14), his fourth career three-point game • Scored two goals vs. MTL (3/12), his third career multi-goal game • Played 100th career NHL game vs. DET (12/2)… **2010-11:** Appeared in all 82 games • Ranked fourth in rookie scoring with 49 points (20+29) • First Sabres rookie to score 20 goals since Thomas Vanek (25, 2005-06) • Most points by a Sabres rookie since Derek Plante (56, 1993-94) • Scored two goals, including the game-winner, vs. ANA (12/21) • Scored three goals in four games from 11/10-11/15 • Scored game-deciding goal on first career shootout attempt at TOR (11/6), again vs. BOS (1/1) • Sabres were 14-2-2 when Ennis scored at least one goal, 12-1-1 in his multi-point games… **2011 Playoffs:** Recorded an assist and two hits in Game 4 vs. PHI (4/20) • Registered first career multi-goal playoff game (2+0), including OT goal in Game 5 at PHI (4/22) • Extended his point streak to three games with an assist in Game 6 vs. PHI (4/24)… **2009-10:** Named 2009-10 AHL Rookie of the Year • Named to 2009-10 AHL All-Rookie Team • Scored first AHL goal and assist in four-point performance (3+1) vs. Hartford (10/16) • Scored first career NHL goal in NHL debut at PHI (11/27); 21st Sabres skater to score in his debut, and first since Denis Hamel on 1/6/00 • Named MVP of 2010 AHL All-Star Game after tallying three points (1+2) for the Canadian All-Stars • Registered first career three-assist game at MAN (1/12) • Recalled to Buffalo on an emergency basis (3/27) • Recorded a three-point game (1+2) vs. NYR (4/6)… **2010 Playoffs:** Made NHL playoff debut vs. BOS (4/15) • Registered first NHL playoff point (assist) vs. BOS (4/17) • Scored first NHL playoff goal vs. BOS (4/23)… **2008-09:** Named alternate captain for Medicine Hat (WHL) • Tied career high

ENNIS VS. NHL

TEAM	GP	G	A	P	PIM
Anaheim	7	4	1	5	0
Arizona	4	3	1	4	0
Boston	26	5	12	17	6
Buffalo	0	0	0	0	0
Calgary	5	0	4	4	4
Carolina	15	4	4	8	6
Chicago	7	1	3	4	2
Colorado	5	0	4	4	2
Columbus	9	2	5	7	4
Dallas	8	3	4	7	2
Detroit	10	2	2	4	2
Edmonton	5	0	1	1	12
Florida	21	4	9	13	2
Los Angeles	6	1	1	2	0
Minnesota	6	0	1	1	0
Montreal	26	8	9	17	26
Nashville	6	3	1	4	0
New Jersey	16	6	5	11	12
NY Islanders	16	4	5	9	4
NY Rangers	17	4	9	13	10
Ottawa	22	8	6	14	6
Philadelphia	18	5	5	10	4
Pittsburgh	17	3	2	5	6
San Jose	7	1	3	4	4
St. Louis	7	2	1	3	14
Tampa Bay	24	2	9	11	8
Toronto	24	8	11	19	4
Vancouver	6	3	2	5	4
Washington	16	3	9	12	6
Winnipeg	12	3	2	5	6
NHL Totals	368	92	131	223	156

TYLER ENNIS

Born: **Oct. 6, 1989**, Edmonton, AB **5** ft **9** in **175** lbs LEFT WING

63

CAREER STATS

with team-high 43 goals • Led all Medicine Hat skaters with 85 points • Led team in playoff scoring with 19 points (8+11) • Selected to WHL East Division First All-Star Team and named WHL Most Sportsmanlike Player for second consecutive year • Represented Team Canada at 2010 World Junior Championship • Scored seven points (3+4) in six games, helping Canada to a gold medal… **2007-08:** Led Medicine Hat skaters in all scoring categories, setting career-high marks in each (43+48) • Participated in the 2008 Top Prospects Game • Scored a goal while serving as alternate captain for Team WHL at the 2008 Canada-Russia Challenge • Tied for team lead with four playoff points (0+4) • Nominated to WHL East Division First All-Star Team • Named WHL Most Sportsmanlike Player.

CAREER STATS

			REGULAR SEASON											PLAYOFFS				
SEASON	**TEAM**	**LEAGUE**	**GP**	**G**	**A**	**P**	**+/-**	**PIM**	**PP**	**SH**	**GW**	**S**	**S%**	**GP**	**G**	**A**	**P**	**PIM**
2005-06	Medicine Hat	WHL	43	3	7	10	-1	10	2	0	–	–	–	7	0	0	0	0
2006-07	Medicine Hat	WHL	71	26	24	50	1	30	13	0	–	–	–	22	8	4	12	6
2007-08	Medicine Hat	WHL	70	43	48	91	11	42	15	0	–	–	–	5	0	4	4	6
2008-09	Medicine Hat	WHL	61	43	42	85	11	21	13	2	–	–	–	11	8	11	19	10
	Canada	WJC	6	3	4	7	1	0	–	–	–	–	–	–	–	–	–	–
2009-10	Portland	AHL	69	23	42	65	-1	12	9	0	–	184	12.5	–	–	–	–	–
	Buffalo	**NHL**	**10**	**3**	**6**	**9**	**1**	**6**	**0**	**0**	**0**	**23**	**13.0**	**6**	**1**	**3**	**4**	**0**
2010-11	**Buffalo**	**NHL**	**82**	**20**	**29**	**49**	**0**	**30**	**5**	**0**	**1**	**210**	**9.5**	**7**	**2**	**2**	**4**	**4**
2011-12	**Buffalo**	**NHL**	**48**	**15**	**19**	**34**	**11**	**14**	**2**	**0**	**1**	**82**	**18.3**	**--**	**--**	**--**	**--**	**--**
2012-13	**Buffalo**	**NHL**	**47**	**10**	**21**	**31**	**-14**	**16**	**2**	**0**	**0**	**108**	**9.3**	**--**	**--**	**--**	**--**	**--**
	Langnau	Swiss-A	9	3	5	8	-5	0	–	–	–	–	–	–	–	–	–	–
2013-14	**Buffalo**	**NHL**	**80**	**21**	**22**	**43**	**-25**	**42**	**6**	**0**	**0**	**210**	**10.0**	**--**	**--**	**--**	**--**	**--**
2014-15	**Buffalo**	**NHL**	**78**	**20**	**26**	**46**	**-19**	**37**	**6**	**1**	**2**	**185**	**10.8**	**--**	**--**	**--**	**--**	**--**
	Canada	WC	10	4	2	6	7	0	–	–	–	–	–	–	–	–	–	–
2015-16	**Buffalo**	**NHL**	**23**	**3**	**8**	**11**	**-9**	**11**	**2**	**0**	**0**	**57**	**5.3**	**--**	**--**	**--**	**--**	**--**
	NHL Totals		**368**	**92**	**131**	**223**	**-55**	**156**	**23**	**1**	**4**	**875**	**10.5**	**13**	**3**	**5**	**8**	**4**
	Buffalo Totals		**368**	**92**	**131**	**223**	**-55**	**156**	**23**	**1**	**4**	**875**	**10.5**	**13**	**3**	**5**	**8**	**4**

MARCUS FOLIGNO

82

Born: **Aug. 10, 1991**, Buffalo, NY **6** ft **3** in **228** lbs **LEFT WING**

CAREER GAME HIGHLIGHTS

Goals: 2, (6x). Most recent: 2/12/16 vs. MTL
Assists: 2, (6x). Most recent: 3/3/16 vs. CGY
Points: 3, (2x). Most recent: 3/3/16 vs. CGY (1+2)
Penalty Minutes: 17, (2x). Most recent: 12/21/14 at BOS
Longest Point Streak: 5 games, 3/10/12 at OTT to 3/19/12 at TBL (5+2)

CAREER TRANSACTIONS

Selected by Buffalo in the fourth round (104th overall) of the 2009 NHL Draft.

SEASON STATS 2015-16

Games missed due to injury: six; four – upper body (12/15-12/26), one – lower body (10/24), one – upper body (2/6) • Recorded career-high totals in games played (75), goals (10) and points (23), and tied his career high in assists (13) • The team logged an 8-0-1 record in games in which he scored and a 14-4-1 record when he recorded a point • Played in his 200th NHL game at PHI (10/28) • Tallied a career-high three points (2+1) vs. MTL (2/12) and became the first Sabre to score a penalty shot goal since 3/13/14 (Tyler Ennis) • Tied his career high with three points (1+2) vs. CGY (3/3).

CAREER STATS

2014-15: Games missed due to injury: 25; 19 – undisclosed (12/23-2/8), four – upper body (11/2-11/8), one – upper body (10/13), 1 – upper body (11/13) • Set a personal best with 20 points (8+12) on the season • Tallied his first two goals of the season at CAR (10/14) • Scored in a career-high three consecutive games from 12/11 vs. CGY to 12/15 vs. OTT • Notched two points (1+1) vs. NYI (2/8) in his return from an injury that sidelined him for 19 games • Scored twice and finished with a plus-2 rating vs. CHI (4/3), increasing his goal total to a career-best eight on the season… **2013-14:** Games missed due to injury: seven; three – upper body (10/2-10/5), two – lower body (4/4-4/6), one – illness (12/23), 1 – undisclosed (1/15) • Registered three multi-point outings vs. BOS (10/23), vs. BOS (12/19) and at TBL (3/6) • Four game point-scoring streak (1+4, 10/19-10/26) • Logged an assist and a career-high 22:13 TOI at BOS (4/12) • Appeared in his 100th career game vs. FLA (1/9)… **2012-13:** Finished in the top 10 among NHL rookies with 108 hits (4th), 41 PIM (6th) and 13 assists (T-8th) • Scored two goals vs. NYR (3/12) • Registered a pair of assists vs. TOR (1/29) and vs. MTL (2/7) • Four-game point streak (1+4, 1/27-2/2) • Logged a career-high 21:46 TOI vs. FLA (2/3)… **2011-12:** Recorded 13 points (6+7) in first 14 career games during four recalls • Named NHL Rookie of the Month for March with 11 points (6+5) in 11 games • Shooting percentage of 26.1% ranked second among all NHL players with more than 10 shots • Became just the third active player with five or more goals in his first six NHL games, joining Evgeni Malkin (7) and Teemu Selanne (5) • Became the third player in Sabres history with seven or more points in his first six career games, joining Phil Housley (9) and Ray Sheppard (7) • Five-game point streak (5+2) from 3/10-3/19 • Notched first career multi-point game (2+0) vs. COL (3/14) • Scored his first career NHL point (goal) at OTT (3/10) • Named Rochester Americans Rookie of the Year • Ranked fourth among Americans skaters with 39 points (16+23) in 60 games; added three points (2+1) in three playoff games with the Amerks • Led all Amerks and placed fourth among AHL rookies with a plus-19 rating • Led Rochester with five game-winning goals… **2010-11:** Completed fourth season with the Sudbury Wolves (OHL), capturing career-highs in goals (23), assists (36) and points (59) to finish third on the team in scoring • Contributed three points (2+1) and a team-high 24 PIM in eight playoff games with Sudbury • Scored 11 goals on the power play, second most among Wolves skaters, while averaging 1.26 points per game • Finished first on the team and second in the league with five shorthanded goals • Named to the OHL's Second All-Star Team • Selected as OHL Eastern Conference's "Best Body Checker" in the OHL Coaches Poll • Named to Team Canada for the 2011 World Junior Championships in Buffalo, earning a Silver Medal; recorded two goals and two assists in seven games… **2009-10:** Posted career highs in games played (67) and penalty minutes (156), finishing second on the team and 10th in the league in that category • Collected 39 points (14+25) to place sixth on the team in scoring • Appeared in four OHL playoff games, recording three points (1+2)… **2008-09:** Had a productive sophomore season with the Wolves, registering 30 points (12+18) in 65 games… **2007-08:** One of Sudbury's top five rookies despite notching 11 points (5+6) in 66 games.

FOLIGNO vs. NHL

TEAM	GP	G	A	P	PIM
Anaheim	4	0	0	0	0
Arizona	5	1	1	2	2
Boston	16	1	6	7	24
Buffalo	0	0	0	0	0
Calgary	5	2	2	4	8
Carolina	11	3	2	5	6
Chicago	5	2	0	2	0
Colorado	7	4	1	5	0
Columbus	9	1	4	5	6
Dallas	5	0	1	1	5
Detroit	7	0	0	0	6
Edmonton	4	0	0	0	2
Florida	15	2	3	5	26
Los Angeles	6	0	0	0	0
Minnesota	5	1	1	2	2
Montreal	18	4	6	10	20
Nashville	6	0	0	0	4
New Jersey	9	0	1	1	7
NY Islanders	11	2	2	4	2
NY Rangers	12	2	4	6	14
Ottawa	15	2	2	4	22
Philadelphia	11	0	2	2	20
Pittsburgh	11	0	0	0	2
San Jose	6	0	0	0	4
St. Louis	5	0	0	0	5
Tampa Bay	15	4	3	7	21
Toronto	18	2	8	10	22
Vancouver	5	0	2	2	2
Washington	12	1	4	5	27
Winnipeg	9	2	2	4	2
NHL Totals	267	36	57	93	261

MARCUS FOLIGNO

82

Born: **Aug. 10, 1991**, Buffalo, NY **6** ft **3** in **228** lbs **LEFT WING**

CAREER STATS

			REGULAR SEASON											PLAYOFFS				
SEASON	**TEAM**	**LEAGUE**	**GP**	**G**	**A**	**P**	**+/-**	**PIM**	**PP**	**SH**	**GW**	**S**	**S%**	**GP**	**G**	**A**	**P**	**PIM**
2006-07	Sudbury	ON-Minor	30	21	15	36	–	70	–	–	–	–	–	–	–	–	–	–
2007-08	Sudbury	OHL	66	5	6	11	-28	38	0	0	–	–	–	–	–	–	–	–
2008-09	Sudbury	OHL	65	12	18	30	-21	96	5	0	–	–	–	6	1	2	3	9
2009-10	Sudbury	OHL	67	14	25	39	-3	156	3	1	–	–	–	4	1	1	2	6
2010-11	Sudbury	OHL	47	23	36	59	5	92	11	5	–	–	–	8	2	1	3	24
	Canada	WJC	7	2	2	4	2	2	1	0	0	–	–	–	–	–	–	–
2011-12	Rochester	AHL	60	16	23	39	19	78	2	0	5	110	14.5	3	2	1	3	4
	Buffalo	**NHL**	**14**	**6**	**7**	**13**	**6**	**9**	**2**	**0**	**1**	**23**	**26.1**	--	--	--	--	--
2012-13	**Buffalo**	**NHL**	**47**	**5**	**13**	**18**	**-4**	**41**	**1**	**0**	**0**	**55**	**9.1**	--	--	--	--	--
	Rochester	AHL	33	10	17	27	7	38	3	0	3	77	13.0	–	–	–	–	–
2013-14	**Buffalo**	**NHL**	**74**	**7**	**12**	**19**	**-17**	**82**	**0**	**1**	**3**	**79**	**8.9**	--	--	--	--	--
2014-15	**Buffalo**	**NHL**	**57**	**8**	**12**	**20**	**-5**	**50**	**0**	**0**	**0**	**66**	**12.1**	--	--	--	--	--
2015-16	**Buffalo**	**NHL**	**75**	**10**	**13**	**23**	**4**	**79**	**0**	**2**	**2**	**81**	**12.3**	--	--	--	--	--
	NHL Totals		**267**	**36**	**57**	**93**	**-16**	**261**	**3**	**3**	**6**	**304**	**11.8**	--	--	--	--	--
	Buffalo Totals		**267**	**36**	**57**	**93**	**-16**	**261**	**3**	**3**	**6**	**304**	**11.8**	--	--	--	--	--

CODY FRANSON

Born: **Aug. 8, 1987**, Sicamous, BC **6** ft **5** in **224** lbs **DEFENSEMAN**

CAREER GAME HIGHLIGHTS

Goals:	1, (39x). Most recent: 1/16/16 vs. WSH
Assists:	2, (21x). Most recent: 2/3/16 at MTL
Points:	2, (32x). Most recent: 2/3/16 at MTL (0+2)
Penalty Minutes:	10, 1/19/15 vs. CAR
Longest Point Streak:	9 games, 11/4/14 at ARI to 11/20/14 vs. TBL (2+9)

CAREER TRANSACTIONS

Signed by Buffalo as an unrestricted free agent, September 10, 2015; Acquired by Nashville from Toronto with Mike Santorelli in exchange for Olli Jokinen, Brendan Leipsic and a first-round pick in the 2015 NHL Draft, February 15, 2015; Acquired by Toronto from Nashville with Matthew Lombardi in exchange for Brett Lebda and Robert Slaney, July 3, 2011; Selected by Nashville in the third round (79th overall) of the 2005 NHL Draft.

SEASON STATS 2015-16

Games missed due to injury: 23 – upper body (2/21-4/9) • Tallied his first points as a Sabre with two assists vs. MTL (10/23) • Had a three-game point streak (0+4) from 10/23 vs. MTL to 10/27 at PHI • Scored in back-to-back games at TBL (11/10) and at FLA (11/12) for the first time since February 2011.

CAREER STATS

2014-15: Set career-best marks in assists (29) and points (36) for the second consecutive season • Tied for 15th among NHL defensemen with 17 power-play points (5+12) • Set a career-high with five power-play goals • Recorded six multi-point games • Had career-best nine-game point streak (2+9) from 11/4-11/20 • Played a career-high 26:14 vs. DET (11/22) • At the time of his trade, led all Toronto defensemen with 32 points and tied for team lead with 26 assists • Appeared in his 400th NHL game vs. MIN (4/9)… **2013-14:** Established single-season career-highs in assists (28) and points (28) • Ranked second in the NHL in hits (282) • Ranked third among Toronto skaters in blocked shots (111) • Collected two assists in back-to-back games (10/12-10/15) • Missed two games (11/30, 12/3) due to lower-body injury • Recorded 100th career NHL assist vs. OTT (2/1) • Played 300th career NHL game at TBL (2/6) • Missed game at SJS (3/11) with flu… **2012-13:** Played 45 games for the Maple Leafs, collecting 29 points (4+25) • Recorded seven points (3+7) in 26 games for Brynas IF (SHL) • Ranked fourth among NHL defensemen in assists (25) and tied for sixth in points (29) • Ranked third among all Toronto skaters in assists • Established a career high in power-play goals (3) • Recoded an assist in his 200th career NHL game vs. NYI (1/24) • Recorded two points (1+1) and a plus-3 rating at BUF (1/29) • Collected at least one assist in four consecutive games on two occasions (2/5-2/11, 2/27-3/6) • Missed three games as a healthy scratch… **2013 Playoffs:** Tallied six points (3+3) in seven playoff games for the Maple Leafs • Led team defensemen in playoff goals, assists and points… **2011-12:** Made season debut and recorded an assist vs. CGY (10/15) • Registered a season-best four-game point streak (2+2) from 12/5-12/13 • Left game due to eye at PIT (3/7) • Missed 25 games as a healthy scratch… **2010-11:** Ranked third among Nashville defensemen in points (29) and second in goals (8) and plus/minus (plus-10) • Played 100th career NHL game at SJS (1/8)… **2011 Playoffs:** Ranked fourth on the team and 14th among NHL defensemen in playoff points (6) • Tied the Nashville franchise records for playoff assists and points by a defenseman • Set a Nashville franchise record for assists by a defenseman in a playoff series (4) in WCQF against Anaheim • Scored 1st career NHL playoff goal in Game 4 of WCSF vs. VAN (5/5)… **2009-10:** Became second rookie defenseman in Predators history to reach the 20-point mark, joining Dan Hamhuis • Ranked third among rookie blueliners in goals (6) and tied for fourth in points (21) • Led all first-year defensemen in game-winning goals (3) • Paced all NHL rookies, and ranked second on the team, in plus/minus (plus-15) • Ranked sixth among NHL defensemen in road plus/minus rating (plus-13) • Ranked second among rookie defensemen with 15 road points (4+11) • Recorded his first career NHL point (assist) at BOS (10/21) and scored his first NHL goal the following night at OTT (10/21) • Missed seven games due to injury • Started the season with Milwaukee (AHL), and posted seven points (2+5) in six games during three stints with the Admirals… **2010 Playoffs:** Played in four of the club's six playoff games • Made his playoff debut and notched his first career playoff (assist) in Game 1 of the club's WCQ series against Chicago… **2008-09:** Named a Second-Team AHL All-Star • Ranked third among AHL defensemen in points (52) • Ranked sixth among league blueliners in assists (41) and tied for seventh in goals (11) • Finished third on Milwaukee in both points and assists • Led the Admirals and ranked sixth

FRANSON vs. NHL

TEAM	GP	G	A	P	PIM
Anaheim	15	1	4	5	4
Arizona	15	1	5	6	6
Boston	20	0	8	8	8
Buffalo	18	1	12	13	6
Calgary	15	1	3	4	0
Carolina	15	1	4	5	16
Chicago	17	2	6	8	4
Colorado	15	3	5	8	2
Columbus	17	1	2	3	4
Dallas	14	0	5	5	2
Detroit	26	2	3	5	6
Edmonton	12	0	7	7	6
Florida	17	2	6	8	4
Los Angeles	13	3	4	7	2
Minnesota	16	2	2	4	10
Montreal	19	1	9	10	8
Nashville	7	0	3	3	6
New Jersey	16	0	8	8	8
NY Islanders	15	1	5	6	6
NY Rangers	14	3	4	7	8
Ottawa	18	2	9	11	8
Philadelphia	16	0	8	8	4
Pittsburgh	12	3	4	7	2
San Jose	11	1	3	4	2
St. Louis	17	0	1	1	4
Tampa Bay	19	2	5	7	8
Toronto	3	1	1	2	0
Vancouver	15	1	1	2	0
Washington	17	4	4	8	10
Winnipeg	15	0	6	6	6
NHL Totals	459	39	147	186	160

CODY FRANSON

6

Born: **Aug. 8, 1987**, Sicamous, BC **6** ft **5** in **224** lbs **DEFENSEMAN**

CAREER STATS

among league defensemen in power-play assists (22) • Tied for fourth among AHL defensemen in game-winning goals (3) • Ranked third on the Admirals in shots (147) and fourth on the club in power-play goals (6) • Played for Team Canada and registered an assist in the 2009 AHL All-Star Classic (1/26) • Tied for second on the Admirals in 2009 Calder Cup Playoff scoring (3+5) • Ranked second on the club in postseason plus/minus rating (plus-9)… **2007-08:** Named to the AHL All-Rookie Team • Led all AHL rookie defensemen in goals (11) and power-play goals (8), and ranked second in both

CAREER STATS

			REGULAR SEASON											PLAYOFFS				
SEASON	**TEAM**	**LEAGUE**	**GP**	**G**	**A**	**P**	**+/-**	**PIM**	**PP**	**SH**	**GW**	**S**	**S%**	**GP**	**G**	**A**	**P**	**PIM**
2001-02	Sicamous	Minor-BC	65	44	82	126	–	42	–	–	–	–	–	–	–	–	–	–
2002-03	Vancouver	WHL	3	0	0	0	0	0	0	0	0	–	–	–	–	–	–	–
2003-04	Beaver Valley	KIJHL	48	10	22	32	–	70	–	–	–	–	–	–	–	–	–	–
	Trail	BCHL	2	0	1	1	–	0	–	–	–	–	–	–	–	–	–	–
	Vancouver	WHL	2	0	0	0	0	0	0	0	0	–	–	–	–	–	–	–
2004-05	Vancouver	WHL	64	2	11	13	-10	44	0	0	1	–	–	4	0	1	1	0
2005-06	Vancouver	WHL	71	15	40	55	18	61	9	2	3	–	–	18	5	15	20	12
2006-07	Vancouver	WHL	59	17	34	51	7	88	12	0	6	–	–	19	3	4	7	10
	Canada	WJC	6	0	2	2	–	4	–	–	–	–	–	–	–	–	–	–
2007-08	Milwaukee	AHL	76	11	25	36	-11	40	8	0	2	164	6.7	6	0	2	2	2
2008-09	Milwaukee	AHL	76	11	41	52	-1	47	6	0	3	147	7.5	11	3	5	8	8
2009-10	**Nashville**	**NHL**	**61**	**6**	**15**	**21**	**15**	**16**	**1**	**0**	**3**	**90**	**6.7**	**4**	**0**	**1**	**1**	**2**
	Milwaukee	AHL	6	2	5	7	0	4	2	0	0	14	14.3	–	–	–	–	–
2010-11	**Nashville**	**NHL**	**80**	**8**	**21**	**29**	**10**	**30**	**2**	**0**	**2**	**156**	**5.1**	**12**	**1**	**5**	**6**	**0**
2011-12	**Toronto**	**NHL**	**57**	**5**	**16**	**21**	**-1**	**22**	**2**	**0**	**0**	**65**	**7.7**	**--**	**--**	**--**	**--**	**--**
2012-13	**Toronto**	**NHL**	**45**	**4**	**25**	**29**	**4**	**8**	**3**	**0**	**0**	**70**	**5.7**	**7**	**3**	**3**	**6**	**0**
	Brynas	SHL	26	3	4	7	–	10	–	–	–	–	–	–	–	–	–	–
2013-14	**Toronto**	**NHL**	**79**	**5**	**28**	**33**	**-20**	**30**	**1**	**0**	**0**	**115**	**4.3**	**--**	**--**	**--**	**--**	**--**
2014-15	**Toronto**	**NHL**	**55**	**6**	**26**	**32**	**-7**	**26**	**4**	**0**	**0**	**92**	**6.5**	**--**	**--**	**--**	**--**	**--**
	Nashville	**NHL**	**23**	**1**	**3**	**4**	**0**	**2**	**1**	**0**	**0**	**35**	**2.9**	**5**	**0**	**2**	**2**	**0**
2015-16	**Buffalo**	**NHL**	**59**	**4**	**13**	**17**	**-5**	**26**	**1**	**0**	**1**	**92**	**4.3**	**--**	**--**	**--**	**--**	**--**
	NHL Totals		**459**	**39**	**147**	**186**	**-4**	**160**	**15**	**0**	**6**	**715**	**5.5**	**28**	**4**	**11**	**15**	**2**
	Buffalo Totals		**59**	**4**	**13**	**17**	**-5**	**26**	**1**	**0**	**1**	**92**	**4.3**	**--**	**--**	**--**	**--**	**--**

BRIAN GIONTA

Born: **Jan. 18, 1979**, Rochester, NY **5** ft **7** in **178** lbs **RIGHT WING**

CAREER GAME HIGHLIGHTS

Goals:	3, 10/12/06 vs. TOR
Assists:	3, (4x). Most recent: 12/12/08 vs. NYR
Points:	4, (2x). Most recent: 12/12/08 vs. NYR (1+3)
Penalty Minutes:	6, 10/28/13 at NYR
Longest Point Streak:	15 games, 3/21/06 at PHI to 4/18/06 at MTL (12+13)

CAREER TRANSACTIONS

Signed by Buffalo as an unrestricted free agent, July 1, 2014; Signed by Montreal as an unrestricted free agent, July 1, 2009; Selected by New Jersey in the 3rd round (82nd overall) of the 1998 NHL Draft.

SEASON STATS 2015-16

Games missed due to injury: three – lower body (10/8-10/12) • Became the 51st American-born player to appear in 900 career NHL regular-season games at OTT (2/16) • Tallied his 49th career game-winner vs. NYI (4/9), tying Phil Housley for 14th-most career game-winning goals by an American player.

CAREER STATS

2014-15: Games missed due to injury: 13 – upper body (12/23-1/18) • Recorded his first point as a Sabre with an assist at CAR (10/14) • Notched an assist in his 800th career NHL game vs. SJS (11/18) • Recorded the 500th point of his career with a goal at PHI (2/19) • Tallied 16 points (6+10) in his last 14 games of the season, including six two-point efforts in a nine-game span • Scored a shorthanded goal at ARI (3/30), his first since 3/17/11 vs. TBL… **2013-14:** Missed one game (personal reasons) • Registered his seventh career 40-point season • Recorded seven multi-point games • Was the 2013-14 Jacques Beauchamp-Molson Trophy recipient • Appeared in his 100th career playoff game in Game 1 at BOS (5/1) • Tallied seven points (1+6) in 17 playoff games… **2012-13:** Had a three-game point streak (2+1) from 1/19-1/24 • Produced two points (1+1) vs. WPG (4/4) • Scored two goals (including the game-winner) vs. TBL (4/18)… **2011-12:** Scored two goals vs. NYR (11/19) • Returned to action vs. TBL (1/7) after missing 11 games due to a lower-body injury suffered vs. VAN (12/8) • Suffered an injury to his biceps vs. STL (1/10)… **2010-11:** Had a five-game point streak (4+4) from 11/6-11/16 • Only player on the team to take part in all 82 games • Led the team with 29 goals, two shorthanded goals, six game-winning goals (tied with A. Kostitsyn) and a career-high 298 shots • Tied his career-best in the playoffs with two goals in Game 1 at BOS (4/14)… **2009-10:** Led Canadiens amongst forwards in November with a 21:29 average time on ice • Led the team in goals in March (8 goals, tied for ninth in the NHL) and April (3) • Tied for second in the NHL playoffs with four power play goals, ranked third with 70 shots and tied for seventh with nine goals… **2008-09:** Reached the 300-point mark with a goal vs. PHI (3/1) • Tallied points (5+6) in a season-best eight straight games from 11/14-12/4 • Posted 10 multiple-point efforts… **2007-08:** Tied for the team lead with a six-game scoring streak from 11/17-11/30 (5+5) • Totaled eight multi-point games • Scored the Devils' first-ever goal at Prudential Center vs. OTT (10/27)… **2006-07:** Finished second among Devils skaters with 25 goals • Registered his first career hat trick in the team's home-opener vs. TOR (10/12)… **2005-06:** Named Devils' MVP as voted by his teammates • Posted the third-highest point total in a season in Devils history with 89 points • Led New Jersey with 291 shots on goal, including at least one shot in 80 of the teams' 82 games • Scored points (12+13) in a career-best 15 straight games, from 3/21 through the end of regular season • Had 26 multi-point games • Recorded a team-leading four goals for Team USA at the 2006 Olympic Games… **2004-05:** Signed with Iserlohn of the German Elite League but did not see any action… **2003-04:** Named Unsung Hero as voted by his teammates • Finished third on the squad with a plus-19 rating… **2002-03:** Played in 27 straight games to open the season, through 12/12 • Recorded points in four straight games (3/21-3/27)… **2001-02:** Signed with the Devils on June 2 • Made his pro debut with Albany in October at Providence • Finished eighth with the River Rats with 25 points in 37 games • Made his playoff debut in Game 1 of the ECQF at Carolina… **College:** A three-time finalist for the Hobey Baker Award during his four-year stay at Boston College • Named Hockey East Player of the Year in 2000-01.

GIONTA vs. NHL

TEAM	GP	G	A	P	PIM
Anaheim	15	4	4	8	6
Arizona	14	4	6	10	6
Boston	54	13	14	27	22
Buffalo	44	10	12	22	16
Calgary	17	0	5	5	12
Carolina	40	12	20	32	8
Chicago	16	2	4	6	2
Colorado	14	2	4	6	4
Columbus	16	4	2	6	8
Dallas	15	7	4	11	0
Detroit	16	3	5	8	4
Edmonton	16	4	5	9	7
Florida	47	21	10	31	16
Los Angeles	15	2	4	6	0
Minnesota	12	6	4	10	4
Montréal	33	14	8	22	12
Nashville	16	3	2	5	4
New Jersey	18	2	5	7	8
NY Islanders	60	16	14	30	24
NY Rangers	60	19	21	40	38
Ottawa	48	18	12	30	26
Philadelphia	57	16	26	42	28
Pittsburgh	58	19	22	41	20
San Jose	13	4	5	9	6
St. Louis	16	6	5	11	2
Tampa Bay	44	13	13	26	12
Toronto	51	18	14	32	24
Vancouver	16	7	5	12	4
Washington	41	11	15	26	16
Winnipeg	42	14	9	23	14
NHL Totals	924	274	279	553	353

BRIAN GIONTA

Born: **Jan. 18, 1979**, Rochester, NY **5** ft **7** in **178** lbs **RIGHT WING**

CAREER STATS

			REGULAR SEASON											PLAYOFFS				
SEASON	**TEAM**	**LEAGUE**	**GP**	**G**	**A**	**P**	**+/-**	**PIM**	**PP**	**SH**	**GW**	**S**	**S%**	**GP**	**G**	**A**	**P**	**PIM**
1994-95	Rochester	EMJHL	28	52	37	89	–	–	–	–	–	–	–	–	–	–	–	–
1995-96	Niagara	MTJHL	51	47	44	91	–	59	–	–	–	–	–	–	–	–	–	–
1996-97	Niagara	MTJHL	50	57	70	127	–	101	–	–	–	–	–	6	6	11	17	21
1997-98	Boston College	H-East	40	30	32	62	–	44	–	–	–	–	–	–	–	–	–	–
1998-99	Boston College	H-East	39	27	33	60	–	46	–	–	–	–	–	–	–	–	–	–
	United States	WJC	6	6	5	11	–	6	–	–	–	–	–	–	–	–	–	–
1999-00	Boston College	H-East	42	33	23	56	–	66	–	–	–	–	–	–	–	–	–	–
	United States	WC	7	2	1	3	–	2	1	0	0	13	15.4	–	–	–	–	–
2000-01	Boston College	H-East	43	33	21	54	–	47	–	–	–	–	–	–	–	–	–	–
	United States	WC	9	2	0	2	–	6	–	–	–	–	–	–	–	–	–	–
2001-02	**New Jersey**	**NHL**	**33**	**4**	**7**	**11**	**10**	**8**	**0**	**0**	**0**	**58**	**6.9**	**6**	**2**	**2**	**4**	**0**
	Albany	AHL	37	9	16	25	0	18	1	0	0	–	–	–	–	–	–	–
2002-03	**New Jersey**	**NHL**	**58**	**12**	**13**	**25**	**5**	**23**	**2**	**0**	**3**	**129**	**9.3**	**24**	**1**	**8**	**9**	**6**
2003-04	**New Jersey**	**NHL**	**75**	**21**	**8**	**29**	**19**	**36**	**0**	**0**	**8**	**174**	**12.1**	**5**	**2**	**3**	**5**	**0**
2004-05	Albany	AHL	15	5	7	12	0	10	2	0	2	–	–	–	–	–	–	–
	United States	WC	7	2	1	3	–	6	–	–	–	–	–	–	–	–	–	–
2005-06	**New Jersey**	**NHL**	**82**	**48**	**41**	**89**	**18**	**46**	**24**	**1**	**10**	**291**	**16.5**	**9**	**3**	**4**	**7**	**2**
	United States	Olympics	6	4	0	4	–	2	–	–	–	–	–	–	–	–	–	–
2006-07	**New Jersey**	**NHL**	**62**	**25**	**20**	**45**	**-3**	**36**	**11**	**0**	**4**	**194**	**12.9**	**11**	**8**	**1**	**9**	**4**
2007-08	**New Jersey**	**NHL**	**82**	**22**	**31**	**53**	**1**	**46**	**8**	**1**	**4**	**257**	**8.6**	**5**	**1**	**0**	**1**	**2**
2008-09	**New Jersey**	**NHL**	**81**	**20**	**40**	**60**	**12**	**32**	**3**	**3**	**1**	**248**	**8.1**	**7**	**2**	**3**	**5**	**4**
2009-10	**Montreal**	**NHL**	**61**	**28**	**18**	**46**	**3**	**26**	**10**	**0**	**3**	**237**	**11.8**	**19**	**9**	**6**	**15**	**14**
2010-11	**Montreal**	**NHL**	**82**	**29**	**17**	**46**	**3**	**24**	**7**	**2**	**6**	**298**	**9.7**	**7**	**3**	**2**	**5**	**0**
2011-12	**Montreal**	**NHL**	**31**	**8**	**7**	**15**	**-7**	**16**	**2**	**0**	**0**	**75**	**10.7**	**--**	**--**	**--**	**--**	**--**
2012-13	**Montreal**	**NHL**	**48**	**14**	**12**	**26**	**3**	**8**	**5**	**0**	**3**	**112**	**12.5**	**2**	**0**	**1**	**1**	**0**
2013-14	**Montreal**	**NHL**	**81**	**18**	**22**	**40**	**1**	**22**	**2**	**0**	**3**	**184**	**9.8**	**17**	**1**	**6**	**7**	**2**
2014-15	**Buffalo**	**NHL**	**69**	**13**	**22**	**35**	**-13**	**18**	**3**	**1**	**2**	**153**	**8.5**	**--**	**--**	**--**	**--**	**--**
2015-16	**Buffalo**	**NHL**	**79**	**12**	**21**	**33**	**-5**	**12**	**1**	**0**	**2**	**169**	**7.1**	**--**	**--**	**--**	**--**	**--**
	NHL Totals		**924**	**274**	**279**	**553**	**47**	**353**	**78**	**8**	**49**	**2,579**	**10.6**	**112**	**32**	**36**	**68**	**34**
	Buffalo Totals		**148**	**25**	**43**	**68**	**-18**	**30**	**4**	**1**	**4**	**322**	**7.8**	**--**	**--**	**--**	**--**	**--**

ZEMGUS GIRGENSONS

Born: **Jan. 5, 1994**, Riga, LVA **6** ft **2** in **200** lbs **CENTER**

CAREER GAME HIGHLIGHTS

Goals: 2, (4x). Most recent: 1/25/16 at NYR
Assists: 2, 11/5/13 at SJS
Points: 2, (13x). Most recent: 1/25/16 at NYR (2+0)
Penalty Minutes: 5, 12/4/14 at TBL
Longest Point Streak: 3 games, (3x). Most recent: 11/28/14 vs. MTL to 12/2/14 vs. TBL (2+1)

CAREER TRANSACTIONS

Selected by Buffalo in the first round (14th overall) of the 2012 NHL Draft.

SEASON STATS 2015-16

Games missed due to injury: 11; four – upper body (11/17-11/23) , four – upper body (1/16-1/22), three – lower body (2/9-2/12) • Scored all seven of his goals on the road • Notched his first point of the season with his first career overtime goal at PHI (10/27) • Recorded points in consecutive games, including his first multi-point game of the season, with two points (1+1) at DET (12/1) and an assist vs. ARI (12/4) • Tied his career high with two goals at NYR (1/25) • Appeared in his 200th NHL game at NJD (4/5) • Represented Latvia at the 2016 IIHF World Championship in Russia.

CAREER STATS

2014-15: Games missed due to injury: 21– ankle (2/26-4/11) • Elected by the fans to play in the 2015 NHL All-Star Game with a league-high 1,574,896 votes • Led all Sabres and tied for fifth in the NHL with three short-handed goals • Scored the Sabres' only goal in the season opener vs. CBJ (10/9), becoming the first player in franchise history to score the team's first goal in consecutive seasons • Tied his career-best three-game point streak (2+1) from 11/28-12/2 • Scored his first career power-play goal vs. PHI (1/17)… **2013-14:** Games missed due to injury: 12; 11 – lower body (3/7-3/27), one – upper body (10/17) • Scored his first career goal and logged 11:23 TOI in his NHL debut at DET (10/2) • Notched a goal in regulation play as well as his first career shootout goal (GDG) vs. OTT (12/10) • Career-best three game point streak on two separate occasions (12/5-12/10 and 12/21-12/27) • Credited with a career-high 13 hits in 20:45 TOI at TOR (1/15) • Tallied a shorthanded goal and an assist at PHX (1/30) • Recorded a goal and an assist vs. BOS (2/26) • Logged his first career two-goal game vs. DET (4/8) • Led all forwards on either team with a career-high 23:00 at BOS (4/12) • Tallied two points (1+1) in five games for Team Latvia at the 2014 Winter Olympics… **2012-13:** Recorded 17 points (6+11) and 28 PIM in 61 games during his rookie campaign with the Amerks • Named Most Improved Player as voted by his Amerks teammates • Scored a shorthanded goal and added an assist at Albany (4/7) • Missed 10 games (1/16-2/15) with an injury; returned to the lineup against Hershey on 2/17 • Registered his first career multi-point game with a pair of assists against Hamilton (1/11) • Missed five games (11/28-12/08) with an injury; returned the lineup against Abbotsford (12/11) • Scored his first professional goal against Hamilton (11/2) • Recorded his first professional point (assist) against Binghamton (10/16) • Made his professional debut against Syracuse (10/12), skating for 9:26 of ice time • Scored a team-high three goals and was a point-per-game player in the 2013 postseason • Netted a pair of goals in his professional playoff debut in Game 1 of the Western Conference Quarterfinals at Toronto (4/27)… **2011-12:** Completed his second season with the Dubuque Fighting Saints (USHL), serving as team captain • Set career-highs in every offensive category while appearing in just 49 games • Led the Fighting Saints in goals (24), power play goals (5), game-winning goals (6), points (55), plus/minus (+17) and shots on goal (166) • Recorded a team-best 14 power-play points (5+9) • Ranked second on the team with 31 assists • Placed fourth among USHL skaters with six game-winning tallies • Scored eight goals over his last seven games, beginning with his first career hat trick at Tri-City (3/24) • Posted a career-best six-game point streak (2+6) from 2/4-2/18 • Notched a team-high 17 multi-point games • Scored goals in five straight games from 10/22-11/05, recording 10 points (6+4) in that span • Represented Latvia at the 2012 World Junior Championship… **2010-11:** As a rookie, finished third on the team in scoring with 49 points (21+28) • Ranked second among Dubuque skaters with 24 points (9+15) on the power play • Placed second among Dubuque forwards with six game-winning tallies • Added eight points (3+5) in 11 playoff appearances, helping the Fighting Saints to their first Clark Cup championship since the 1984-85 season • Represented Dubuque at the 2011 USHL All-Star Game, earning a spot with the Western Conference squad • Totaled 17 multi-point games, including six in a row from 1/21-3/4 (5+9) • Scored his first career goal in his Fighting Saints debut at Omaha (10/1)… **2009-10:** Ranked sixth on the team in scoring after collecting 28 points (11+17) in 23 games with the Green Mountain Glades (EJHL) • Represented Latvia at the 2012 World Junior Championship.

GIRGENSONS VS. NHL

TEAM	GP	G	A	P	PIM
Anaheim	6	0	0	0	0
Arizona	3	1	3	4	0
Boston	12	2	2	4	2
Buffalo	0	0	0	0	0
Calgary	5	1	2	3	0
Carolina	7	0	0	0	4
Chicago	4	1	0	1	2
Colorado	4	0	0	0	4
Columbus	8	2	2	4	6
Dallas	3	1	1	2	2
Detroit	12	5	3	8	4
Edmonton	5	0	3	3	4
Florida	10	0	1	1	4
Los Angeles	6	0	0	0	2
Minnesota	6	1	2	3	0
Montreal	10	2	2	4	0
Nashville	3	0	1	1	4
New Jersey	8	0	1	1	0
NY Islanders	7	1	1	2	2
NY Rangers	8	3	1	4	2
Ottawa	11	2	2	4	4
Philadelphia	8	3	0	3	4
Pittsburgh	8	1	0	1	2
San Jose	6	0	5	5	0
St. Louis	4	0	0	0	0
Tampa Bay	12	1	1	2	7
Toronto	11	2	3	5	0
Vancouver	3	0	1	1	0
Washington	6	1	2	3	0
Winnipeg	6	0	1	1	0
NHL Totals	202	30	40	70	59

ZEMGUS GIRGENSONS

28

Born: **Jan. 5, 1994**, Riga, LVA **6** ft **2** in **200** lbs **CENTER**

CAREER STATS

			REGULAR SEASON											PLAYOFFS				
SEASON	**TEAM**	**LEAGUE**	**GP**	**G**	**A**	**P**	**+/-**	**PIM**	**PP**	**SH**	**GW**	**S**	**S%**	**GP**	**G**	**A**	**P**	**PIM**
2009-10	Green Mountain	EMJHL	19	17	12	29	–	6	–	–	–	–	–	–	–	–	–	–
	Green Mountain	EJHL	23	11	17	28	–	13	–	–	–	–	–	2	0	2	2	0
2010-11	Dubuque	USHL	51	21	28	49	7	46	9	4	6	–	–	11	3	5	8	8
2011-12	Dubuque	USHL	49	24	31	55	17	69	5	0	6	–	–	2	2	2	4	0
	Latvia	WJC	5	1	0	1	-3	0	1	0	0	–	–	–	–	–	–	–
2012-13	Rochester	AHL	61	6	11	17	-7	28	1	1	0	91	6.6	3	3	0	3	0
2013-14	**Buffalo**	**NHL**	**70**	**8**	**14**	**22**	**-6**	**14**	**0**	**1**	**1**	**115**	**7.0**	**--**	**--**	**--**	**--**	**--**
	Latvia	WC	6	2	0	2	1	29	–	–	–	–	–	–	–	–	–	–
	Latvia	Olympics	5	1	1	2	-2	2	–	–	–	–	–	–	–	–	–	–
2014-15	**Buffalo**	**NHL**	**61**	**15**	**15**	**30**	**-16**	**25**	**1**	**3**	**1**	**115**	**13.0**	**--**	**--**	**--**	**--**	**--**
2015-16	**Buffalo**	**NHL**	**71**	**7**	**11**	**18**	**0**	**20**	**1**	**0**	**1**	**110**	**6.4**	**--**	**--**	**--**	**--**	**--**
	Latvia	WC	7	1	0	1	-5	4	1	0	0	21	4.8	–	–	–	–	–
	NHL Totals		**202**	**30**	**40**	**70**	**-22**	**59**	**2**	**4**	**3**	**340**	**8.8**	**--**	**--**	**--**	**--**	**--**
	Buffalo Totals		**202**	**30**	**40**	**70**	**-22**	**59**	**2**	**4**	**3**	**340**	**8.8**	**--**	**--**	**--**	**--**	**--**

JOSH GORGES

Born: **Aug. 14, 1984**, Kelowna, BC **6** ft **1** in **204** lbs **DEFENSEMAN** **4**

CAREER GAME HIGHLIGHTS

Goals:	1, (16x). Most recent: 2/12/16 vs. MTL
Assists:	2, (5x). Most recent: 12/27/14 vs. NYI
Points:	2, (8x). Most recent: 12/27/14 vs. NYI (0+2)
Penalty Minutes:	15, 10/30/15 vs. PHI
Longest Point Streak:	3 games, (4x). Most recent: 10/12/13 at VAN to 10/17/13 vs. CBJ (1+2)

CAREER TRANSACTIONS

Acquired by Buffalo from Montreal in exchange for a second-round pick in the 2016 NHL Draft, July 1, 2014; Acquired by Montreal from San Jose with a first-round pick in the 2007 NHL Draft in exchange for Craig Rivet and a fifth-round pick in 2008, February 25, 2007; Signed by San Jose as a restricted free agent, September 20, 2002.

SEASON STATS 2015-16

Games missed due to injury: five; three – upper body (1/22-1/26), two – upper body (1/16-1/18) • Set a new career high with 72 penalty minutes (previous high: 39) • Recorded his first point of the season with an assist vs. TBL (10/10) • Scored his first goal as a member of the Sabres and was a plus-3 vs. CAR (11/27); the goal was his first since Oct. 12, 2013 at VAN and the plus-3 was his best rating since he posted a plus-3 on Oct. 26, 2011 vs. PHI • Registered an assist and a plus-3 rating vs. COL (2/14) • Recorded his 100th NHL assist at NYI (4/9).

CAREER STATS

2014-15: Games missed due to injury: 36; 27 – knee (2/15-4/11), seven – lower body (11/13-11/28), two – undisclosed (12/16-12/20) • Played in his 600th NHL game at EDM (1/29) • Registered his 100th NHL point with an assist vs. TBL (12/2) • Ranked second in the NHL with 148 blocked shots at the time of his season-ending knee injury... **2013-14:** Played his 400th NHL game vs. PHI (10/5) • Scored a goal and blocked six shots at VAN (10/12) • Tied a personal-high with two assists at WSH (11/22) and at TOR (1/18) • Recorded an assist and seven blocked shots vs. CAR (1/28) • Missed 15 games with a hand injury suffered vs. TOR (3/1); returned to action with an assist and six hits at CHI (4/9)... **2012-13:** Recorded an assist and a plus-2 differential vs. PHI (2/16) and at NYR (2/19) • Registered 2 points (1+1) and a plus-2 differential at CAR (3/7) • Ranked 7th in the NHL with 116 blocked shots... **2011-12:** Recorded six hits and 10 blocked shots, and played 11:20 on the penalty kill at OTT (3/16) • One of the two Montreal players (E. Cole) to take part in the team's 82 games • Led the team in plus/minus (plus-14), blocked shots (250 – 1st in the NHL), total even strength TOI (1,502:01), total shorthanded TOI (319:13 – 2nd in the NHL), average even strength TOI (18:19) and average shorthanded TOI (3:53 – 3rd in the NHL)... **2010-11:** Scored his first goal of the season and was named the second star of the game at BUF (10/15) • Tied a personal-best with a three-game point streak (1+2) from 10/9 at PIT to 10/15 at BUF • Missed 46 games after suffering a season-ending knee injury on at NYI (12/26)... **2009-10:** Scored his first career game-winning goal at TOR (10/1) • Appeared in a career-high 19 playoff games • Ranked fifth among all NHL skaters in the playoffs with 55 blocked shots and ranked 10th in average shorthanded TOI (4:06)... **2008-09:** Led all Montreal skaters in blocked shots in November (34) and December (35) • Tied to lead the Canadiens (M. Pacioretty) with a plus-5 rating in February... **2007-08:** Recorded an assist and posted a plus-3 rating in 16:03 TOI vs. ATL (2/26) • Played a season-high 25:14 vs. BOS (3/22) • Played at least 20 minutes in six games in March • Tallied a career-best three points (0+3) in 12 postseason contests... **2006-07:** Ranked fourth among Sharks skaters in blocked shots (70) before being traded to Montreal • Recalled from Worcester (AHL) on 11/27... **2005-06:** Ranked third on San Jose in blocked shots (76) • Finished the regular season by posting an even or positive rating in his last seven games (plus-5)... **2004-05:** Made his professional debut with Cleveland (AHL) at Grand Rapids (10/15) • Scored his first professional goal at Syracuse (1/15), setting a Barons franchise record for the fastest goal from the start of a game (0:20) • Received the Barons' Rookie of the Year honors... **2003-04:** As team captain, helped Kelowna to the Memorial Cup Championship • Ranked second among WHL defensemen with 15 playoff points (2+13) • Helped lead Team Canada to a silver medal at the World Junior Championship • Served as the WHL captain during the CHL's Canada-Russia Challenge, posting three points in two games... **2002-03:** Help Kelowna finish first overall in the WHL • Named to the WHL Western Conference All-Star Team but was unable to play due to an injury • Helped Kelowna capture the WHL Championship and a berth in the Memorial Cup.

GORGES vs. NHL

TEAM	GP	G	A	P	PIM
Anaheim	20	0	5	5	10
Arizona	18	1	3	4	4
Boston	39	0	6	6	16
Buffalo	34	2	4	6	10
Calgary	16	0	1	1	14
Carolina	25	2	6	8	6
Chicago	13	0	1	1	10
Colorado	13	0	3	3	8
Columbus	16	0	2	2	16
Dallas	21	0	2	2	16
Detroit	21	1	0	1	13
Edmonton	19	0	4	4	8
Florida	30	0	3	3	18
Los Angeles	20	0	3	3	8
Minnesota	12	0	1	1	8
Montreal	8	1	0	1	6
Nashville	12	0	3	3	0
New Jersey	27	1	1	2	4
NY Islanders	31	1	6	7	8
NY Rangers	25	0	2	2	13
Ottawa	40	0	7	7	31
Philadelphia	29	0	5	5	32
Pittsburgh	30	0	6	6	14
San Jose	9	1	1	2	2
St. Louis	18	0	0	0	9
Tampa Bay	31	0	5	5	11
Toronto	41	2	10	12	22
Vancouver	16	1	1	2	4
Washington	25	2	3	5	8
Winnipeg	24	1	6	7	8
NHL Totals	683	16	100	116	337

JOSH GORGES

4

Born: **Aug. 14, 1984**, Kelowna, BC **6** ft **1** in **204** lbs **DEFENSEMAN**

CAREER STATS

			REGULAR SEASON											PLAYOFFS				
SEASON	**TEAM**	**LEAGUE**	**GP**	**G**	**A**	**P**	**+/-**	**PIM**	**PP**	**SH**	**GW**	**S**	**S%**	**GP**	**G**	**A**	**P**	**PIM**
2000-01	Kelowna	WHL	57	4	6	10	–	24	–	–	–	–	–	6	1	1	2	4
2001-02	Kelowna	WHL	72	7	34	41	–	74	–	–	–	–	–	15	1	7	8	8
2002-03	Kelowna	WHL	54	11	48	59	–	76	–	–	–	–	–	19	3	17	20	16
2003-04	Kelowna	WHL	62	11	31	42	22	38	6	0	–	–	–	17	2	13	15	6
	Canada	WJC	6	0	3	3	–	4	–	–	–	–	–	–	–	–	–	–
2004-05	Cleveland	AHL	74	4	8	12	-2	37	1	0	0	–	–	–	–	–	–	–
2005-06	**San Jose**	**NHL**	**49**	**0**	**6**	**6**	**5**	**31**	**0**	**0**	**0**	**25**	**0.0**	**11**	**0**	**1**	**1**	**4**
	Cleveland	AHL	18	2	3	5	1	12	0	0	0	27	7.4	–	–	–	–	–
2006-07	**San Jose**	**NHL**	**47**	**1**	**3**	**4**	**-3**	**26**	**0**	**0**	**0**	**37**	**2.7**	**--**	**--**	**--**	**--**	**--**
	Montreal	**NHL**	**7**	**0**	**0**	**0**	**-1**	**0**	**0**	**0**	**0**	**3**	**0.0**	**--**	**--**	**--**	**--**	**--**
	Worcester	AHL	7	0	1	1	-5	2	0	0	0	11	0.0	–	–	–	–	–
2007-08	**Montreal**	**NHL**	**62**	**0**	**9**	**9**	**0**	**32**	**0**	**0**	**0**	**41**	**0.0**	**12**	**0**	**3**	**3**	**0**
2008-09	**Montreal**	**NHL**	**81**	**4**	**19**	**23**	**12**	**37**	**2**	**0**	**0**	**63**	**6.4**	**4**	**0**	**1**	**1**	**7**
2009-10	**Montreal**	**NHL**	**82**	**3**	**7**	**10**	**2**	**39**	**0**	**0**	**1**	**52**	**5.8**	**19**	**0**	**2**	**2**	**14**
2010-11	**Montreal**	**NHL**	**36**	**1**	**6**	**7**	**-3**	**18**	**1**	**0**	**1**	**20**	**5.0**	**--**	**--**	**--**	**--**	**--**
2011-12	**Montreal**	**NHL**	**82**	**2**	**14**	**16**	**14**	**39**	**0**	**0**	**1**	**59**	**3.4**	**--**	**--**	**--**	**--**	**--**
2012-13	**Montreal**	**NHL**	**48**	**2**	**7**	**9**	**4**	**15**	**0**	**0**	**0**	**40**	**5.0**	**5**	**0**	**0**	**0**	**4**
2013-14	**Montreal**	**NHL**	**66**	**1**	**13**	**14**	**6**	**12**	**0**	**0**	**0**	**35**	**2.9**	**17**	**0**	**2**	**2**	**6**
2014-15	**Buffalo**	**NHL**	**46**	**0**	**6**	**6**	**-28**	**16**	**0**	**0**	**0**	**28**	**0.0**	**--**	**--**	**--**	**--**	**--**
2015-16	**Buffalo**	**NHL**	**77**	**2**	**10**	**12**	**-7**	**72**	**0**	**0**	**0**	**57**	**3.5**	**--**	**--**	**--**	**--**	**--**
	NHL Totals		**683**	**16**	**100**	**116**	**1**	**337**	**3**	**0**	**3**	**460**	**3.5**	**68**	**0**	**9**	**9**	**35**
	Buffalo Totals		**123**	**2**	**16**	**18**	**-35**	**88**	**0**	**0**	**0**	**85**	**2.4**	**--**	**--**	**--**	**--**	**--**

EVANDER KANE

Born: **Aug. 2, 1991**, Vancouver, BC **6** ft **2** in **211** lbs **LEFT WING**

CAREER GAME HIGHLIGHTS

Goals: 2, (19x). Most recent: 2/12/16 vs. MTL

Assists: 3, (2x). Most recent: 1/27/15 at PIT

Points: 4, (2x). Most recent: 3/26/13 at CAR (1+3)

Penalty Minutes: 29, 2/9/16 vs. FLA

Longest Point Streak: 8 games, (2x). Most recent: 2/12/13 vs. PHI to 3/26/13 at CAR (6+4)

CAREER TRANSACTIONS

Acquired by Buffalo from Winnipeg with Zach Bogosian and Jason Kasdorf in exchange for Tyler Myers, Drew Stafford, Joel Armia, the rights to Brendan Lemieux and a first-round pick in the 2015 NHL Draft, February 11, 2015; Selected by Atlanta in the first round (fourth overall) of the 2009 NHL Draft.

SEASON STATS 2015-16

Games missed due to injury: 16; 10 – knee (10/27-11/17), six – upper body (3/29-4/9) • Ranked second among all NHL forwards in average ice time per game (21:02), trailing only teammate Ryan O'Reilly (21:44) • Led all Sabres in shots (271), penalty minutes (91) and even-strength goals (17) despite missing 16 games to injury • Ranked third in the NHL with 4.2 shots per game, ranking fourth in franchise history behind only Alexander Mogilny (4.68 in 1992-93), Rick Martin (4.43 in 1974-75) and Dave Andreychuk (4.21 in 1991-92) • The Sabres went 12-3-2 in games in which he scored a goal and 19-5-3 when he recorded a point • Logged eight multi-point games; the Sabres recorded a 7-0-1 record in these games • Recorded an assist in 21:58 TOI in his Sabres debut vs. OTT (10/8) • Tallied seven shots and scored his first goal as a member of the Sabres vs. TOR (10/21) • Logged three straight multi-point games at NSH (11/28), at DET (12/1) and vs. ARI (12/4) • Played in his 400th NHL game at NYR (1/25) • Scored a goal and recorded a career-high 11 shots vs. BOS (2/4) • Logged three fighting majors against Alex Petrovic vs. FLA (2/9); the pair became the first players to square off with one another three times in a game since 1/10/02 (Jody Shelley and Bob Probert).

CAREER STATS

2014-15: Did not play for the Sabres after being acquired on 2/11 due to a shoulder injury that sidelined him for the last 27games of the season • Scored his 100th career NHL goal, adding an assist and a fight vs. PIT (11/6) • Scored two power-play goals at CBJ (11/25) • Missed two games (12/9-12/11) due to suspension • Scored a goal in three straight games (1/11-1/15) • Tied his career high with three assists at PIT (1/27)...**2013-14:** Recorded three points (2+1) vs. LAK (10/4) • Scored twice in a game vs. NJD (10/5) and at PIT (1/5) • Recorded separate three-game point streaks 10/18-10/22 (2+ 1) and 3/16-3/19 (2+1) • Scored five goals in a seven-game span from 10/13-10/26 • Tied a career high for shots in a game twice, with 10 shots vs. NSH (10/20) and vs. CGY (11/18) • Matched his career-best total of 10 shots in a game vs. NSH (10/20) and vs. CGY (11/18) • Tied for team lead with two shorthanded goals • Played in his 300th NHL game vs. ANA (1/21) • Reached 100 career assists at ANA (3/31) • Recorded his 200th NHL point at CGY (4/11)... **2012-13:** Recorded his first goal and assist of the season at WSH (1/22) • Recorded a career-high four-game goal scoring streak (five goals) from 2/21-2/26 • Matched his career-best eight-game point streak (6+4) from 2/12 to 2/26 • Eight-game point streak tied Toby Enstrom for Winnipeg's longest point streak of the season • Recorded a career-high 10 shots on goal at NJD (3/10) • Scored his 12th goal of the season vs. BOS (3/19), moving him into 10th place in franchise scoring with 147 points • Recorded four points (1+3) at CAR (3/26), the most by a Jets player in one game in 2012-13 • Scored two goals vs. FLA (4/11) • Ranked second in the NHL with 190 shots on goal • Led all Jets skaters with 147hits... **2011-12:** Tallied a career-high 57 points (30+27) after 74 games with the Jets • Logged his first multi-goal game of the season (2+0) at FLA (10/31) • Attempted and missed a penalty shot at NYI (11/3) • Scored the game-winner in overtime vs. LAK (12/29) • Earned his 100th NHL point with an assist at BUF (1/7) • Scored two goals, added an assist, and notched the shootout winner at MIN (2/16) • Scored two goals and added two assists for a four-point night vs. FLA (3/1) • Played in his 200th NHL game and scored a goal at CGY (3/9) • Scored his 30th goal of the season vs. FLA (4/3) • At 20 years old, was the NHL's youngest 30-goal scorer in 2011-12... **2010-11:** Ranked third on the team with 19 goals and second with 228 shots on goal • Led the team with 153 hits • Had a four-game point streak (3+2) from 10/23-10/30 • Registered an assist in his 100th career NHL game vs. STL (12/21) • Tied a career high with three points (2+1) vs. NYR (2/11), scoring the game-tying and game-winning goals in

KANE VS. NHL

TEAM	GP	G	A	P	PIM
Anaheim	11	3	4	7	19
Arizona	9	2	2	4	8
Boston	21	10	3	13	20
Buffalo	18	2	6	8	18
Calgary	7	3	4	7	4
Carolina	22	8	12	20	20
Chicago	11	2	3	5	2
Colorado	12	6	2	8	24
Columbus	8	4	3	7	6
Dallas	10	4	1	5	8
Detroit	10	2	4	6	6
Edmonton	8	1	2	3	6
Florida	26	11	6	17	55
Los Angeles	9	4	5	9	19
Minnesota	13	5	4	9	6
Montréal	21	3	7	10	49
Nashville	12	2	7	9	2
New Jersey	21	9	2	11	18
NY Islanders	18	2	3	5	17
NY Rangers	16	6	4	10	12
Ottawa	20	5	5	10	2
Philadelphia	17	5	10	15	25
Pittsburgh	18	5	11	16	31
San Jose	7	3	0	3	6
St. Louis	11	2	4	6	14
Tampa Bay	22	3	4	7	21
Toronto	16	5	2	7	18
Vancouver	6	1	1	2	8
Washington	24	11	6	17	30
Winnipeg	2	0	1	1	2
NHL Totals	426	129	128	257	476

EVANDER KANE

Born: **Aug. 2, 1991**, Vancouver, BC **6** ft **2** in **211** lbs **LEFT WING**

CAREER STATS

the third period • Participated in the 2011 IIHF World Championship, posting two assists in seven games… **2009-10:** Recorded 26 points (14+12) in 66 games during his rookie season • Tied for third on the team with three game-winning goals • Ranked seventh among NHL rookies in goals and tied for 12th in points • Made his NHL debut and earned his first career point (assist) vs. TBL (10/3) • Scored his first career goal, the game-winning tally, at STL (10/8) • Recorded five points (3+2) in his first eight games from 10/3-10/24 • Missed 15 games with a foot injury from 3/7-4/3 • Participated in the 2010 IIHF World Championships, posting four points (2+2) in seven games… **2008-09:** Tallied 96 points (48+48) and a plus-51 rating in 61 games with the Vancouver Giants of the Western Hockey League • Led the WHL in power-play goals, ranked second in goals and game-winning goals (10), and was fourth overall in points • Named to the WHL Western Conference First All-Star Team and appeared in the CHL Top Prospects Game • Represented Canada at the 2009 World Junior Championship in Ottawa, Ontario, recording six points (2+4) in six games while helping the team to a gold medal … **2007-08:** Posted 41 points (24+17) in a career-high 65 games during his first full season with the Giants • Was nominated for the WHL Rookie of the Year Award • Recorded two assists in his season debut at Portland (9/21) • Scored his first goal of the season at Kelowna (9/26) and earned his first career two-goal game the next night vs. Kelowna • Helped lead Canada's Under-18 team to a gold medal at the 2008 Ivan Hlinka Memorial Tournament in Slovakia, recording four points (1+3) in four games… **2006-07:** Scored one goal in eight games with Vancouver after joining the team from the Greater Vancouver Canadians of the BC Hockey Major Midget League • Made his WHL debut vs. Seattle (12/13) • Scored his first career WHL goal at Chilliwack (3/18) • Appeared in five playoff games en route to winning the 2007 Memorial Cup Championship.

CAREER STATS

			REGULAR SEASON											PLAYOFFS				
SEASON	**TEAM**	**LEAGUE**	**GP**	**G**	**A**	**P**	**+/-**	**PIM**	**PP**	**SH**	**GW**	**S**	**S%**	**GP**	**G**	**A**	**P**	**PIM**
2006-07	Vancouver	WHL	8	1	0	1	2	11	0	0	0	–	–	5	0	0	0	0
2007-08	Vancouver	WHL	65	24	17	41	20	66	10	0	6	–	–	10	1	2	3	8
2008-09	Vancouver	WHL	61	48	48	96	51	89	23	1	10	–	–	17	7	8	15	45
	Canada	WJC	6	2	4	6	–	2	–	–	–	–	–	–	–	–	–	–
2009-10	**Atlanta**	**NHL**	**66**	**14**	**12**	**26**	**2**	**62**	**0**	**1**	**3**	**127**	**11.0**	**--**	**--**	**--**	**--**	**--**
	Canada	WC	7	2	2	4	–	6	–	–	–	–	–	–	–	–	–	–
2010-11	**Atlanta**	**NHL**	**73**	**19**	**24**	**43**	**-12**	**68**	**4**	**0**	**2**	**234**	**8.1**	**--**	**--**	**--**	**--**	**--**
	Canada	WC	7	0	2	2	4	4	0	0	0	–	–	–	–	–	–	–
2011-12	**Winnipeg**	**NHL**	**74**	**30**	**27**	**57**	**11**	**53**	**6**	**0**	**4**	**287**	**10.4**	**--**	**--**	**--**	**--**	**--**
	Canada	WC	8	4	3	7	6	2	0	0	1	–	–	–	–	–	–	–
2012-13	**Winnipeg**	**NHL**	**48**	**17**	**16**	**33**	**-3**	**80**	**2**	**0**	**4**	**190**	**9.0**	**--**	**--**	**--**	**--**	**--**
	Dynamo Minsk	KHL	12	1	1	2	–	47	–	–	–	–	–	–	–	–	–	–
2013-14	**Winnipeg**	**NHL**	**63**	**19**	**22**	**41**	**-7**	**66**	**1**	**2**	**4**	**250**	**7.6**	**--**	**--**	**--**	**--**	**--**
2014-15	**Winnipeg**	**NHL**	**37**	**10**	**12**	**22**	**-1**	**56**	**4**	**1**	**1**	**126**	**7.9**	**--**	**--**	**--**	**--**	**--**
2015-16	**Buffalo**	**NHL**	**65**	**20**	**15**	**35**	**-14**	**91**	**2**	**1**	**3**	**271**	**7.4**	**--**	**--**	**--**	**--**	**--**
	NHL Totals		**426**	**129**	**128**	**257**	**-24**	**476**	**19**	**5**	**21**	**1,485**	**8.7**	**--**	**--**	**--**	**--**	**--**
	Buffalo Totals		**65**	**20**	**15**	**35**	**-14**	**91**	**2**	**1**	**3**	**271**	**7.4**	**--**	**--**	**--**	**--**	**--**

DMITRY KULIKOV

Born: **Oct. 29, 1990**, Lipetsk, RUS **6** ft **1** in **204** lbs **DEFENSEMAN**

CAREER GAME HIGHLIGHTS

Goals: 2, (19x). Most recent: 2/12/16 vs. MTL

Assists: 3, (2x). Most recent: 1/27/15 at PIT

Points: 4, (2x). Most recent: 3/26/13 at CAR (1+3)

Penalty Minutes: 29, 2/9/16 vs. FLA

Longest Point Streak: 8 games, (2x). Most recent: 2/12/13 vs. PHI to 3/26/13 at CAR (6+4)

CAREER TRANSACTIONS

Acquired by Buffalo from Florida with a second-round pick in the 2016 NHL Draft in exchange for Mark Pysyk, a second-round pick in the 2016 NHL Draft and a third-round pick in the 2016 NHL Draft, June 25, 2016; Selected by Florida in the first round (14th overall) of the 2009 NHL Draft.

SEASON STATS 2015-16

Recorded points in back-to-back games (0+2) from 10/24-10/27 • Played in his 400th NHL game at LAK (11/7) • Recorded his first multi-point game of the season (0+2), including his 100th career assist, vs. MIN (1/3) • Logged highest ice time by a Panthers skater this season (27:44) vs. EDM (1/18) • Recorded two assists and led Panthers with six blocked shots vs. WPG (2/20) • Logged points in three consecutive games (0+4) from 2/20-2/27 • Registered an assist and 25:25 TOI vs. PHI (3/12) • Earned points in consecutive games (0+2) from 3/21-3/24… **2016 Playoffs:** Scored first career playoff goal and registered an assist in Game 2 of ECQF vs. NYI (4/15) • Recorded points in Games 1-3 of ECQF (1+2).

CAREER STATS

2014-15: Recorded his 100th career point (assist) at BUF (10/17) • Skated a season-high 26:14 vs. PHI (11/1) • Recorded his first multi-point game of the season, (0+2) vs. CGY (11/8) • Missed four games due to injury, recording an assist in his return at SJS (11/20) • Recorded two-point game (1+1) vs. TOR (12/28) • Recorded a goal, assist and a fight vs. DAL (3/6) • Notched a season-high four shots vs. MTL (3/17) • Recorded points in consecutive games 3/28-3/29 (0+3)… **2013-14:** Recorded career highs in goals (eight) and games played (81) • Recorded first point of the season (goal) vs. CHI (10/22) • Posted goals in back-to-back games at CAR (1/18) and at PIT (1/20) • Had a three-game point streak (2+1) from 1/26-1/30 • Played in his 300th career game at SJS (3/18) • Scored the first shorthanded goal of his career at NJD (3/31)… **2012-13:** Recorded season-high five shots vs. MTL (1/22) • Tallied two assists at PHI (2/7) • Recorded a season-high seven hits vs. MTL (2/14) • Notched two assists vs. PIT (2/26) • Missed 10 games with an upper-body injury suffered vs. CAR (3/3) • Scored game-winning goals vs. NJD (3/30) and vs. OTT (4/7) • Played a season-high 26:38 vs. WSH (4/6) • Appeared in 22 games for Lokomotiv Yaroslavl (KHL), tying for third among team defensemen with seven points (3+4)… **2011-12:** Matched career high with two assists and skated 23:48 at OTT (10/27) • Matched career high with three-game assist streak (0+4) from 10/22-10/27 • Skated 26:15 TOI and recorded an assist vs. WPG (10/31) • Had an assist and season-high four blocked shots vs. CHI (11/3) • Had an assist and four takeaways vs. TBL (11/6) • Finished with two assists at WPG (11/10) • Recorded career-best five-game point streak (0+6) from 10/31-11/10 • Tallied a career-high three points (2+1) vs. WSH (12/5) • Finished plus-2 and scored on his first career shootout attempt vs. CGY (12/16) • Matched his season high with five shots in 26:28 TOI vs. BOS (1/16) • Had two assists at COL (1/18) • Missed 23 games (knee) from 1/24-3/15 • Scored game-deciding shootout goal in return to lineup vs. BUF (3/17) • Registered an assist to set career high with his 27th point in his 56th game of the season vs. WPG (4/3)… **2012 Playoffs:** Appeared in all seven Islanders playoff games • Recorded his first career playoff point (assist) in the during Game 6 at NJD (4/24)… **2010-11:** Established a new career high with 20 assists • Notched a goal and an assist at PHI (12/20) • Scored first career game-winning goal vs. NJD (1/15) • Scored goals in consecutive games for first time in his career vs. NJD (1/15) and vs. ATL (1/17) • Recorded career-best two assists vs. CBJ (1/19) • Recorded assists in back-to-back games at TOR (2/1) and at MTL (2/2) • Returned to action vs. NJD (2/27) after missing seven games with an ankle injury • Recorded assists in back-to-back games at ATL (3/5) and vs. WSH (3/6) • Recorded a point in four consecutive games (1+3) from 3/12-3/19 • Logged career-high 27:03 of ice time at PIT (3/27) • Notched three points (2+1) in nine games for Russia at the 2011 IIHF World Championship… **2009-10:** Totaled 16 points (3+13) in 68 games as a rookie • His 13 assists set a Panthers franchise record for rookie defensemen • Made his NHL debut at CHI (10/2) in Helsinki • Recorded his first

KULIKOV vs. NHL

TEAM	GP	G	A	P	PIM
Anaheim	6	1	2	3	0
Arizona	9	0	3	3	4
Boston	25	1	3	4	16
Buffalo	28	1	3	4	22
Calgary	8	0	2	2	2
Carolina	24	1	5	6	10
Chicago	12	1	2	3	12
Colorado	10	0	4	4	4
Columbus	13	0	5	5	15
Dallas	9	2	2	4	39
Detroit	14	0	3	3	6
Edmonton	9	0	3	3	4
Florida	0	0	0	0	0
Los Angeles	7	0	1	1	0
Minnesota	9	0	4	4	4
Montreal	23	2	4	6	6
Nashville	9	0	0	0	8
New Jersey	21	4	4	8	16
NY Islanders	19	1	4	5	19
NY Rangers	19	0	2	2	10
Ottawa	22	1	5	6	12
Philadelphia	20	2	7	9	18
Pittsburgh	22	1	5	6	8
San Jose	7	1	1	2	8
St. Louis	7	0	0	0	4
Tampa Bay	28	1	8	9	12
Toronto	22	4	6	10	11
Vancouver	9	1	1	2	4
Washington	26	2	10	12	14
Winnipeg	23	1	11	12	12
NHL Totals	460	28	110	138	300

DMITRY KULIKOV

Born: **Oct. 29, 1990**, Lipetsk, RUS **6** ft **1** in **204** lbs **DEFENSEMAN**

CAREER STATS

NHL point (assist) vs. NJD (10/10) • Picked up assists in three straight games (10/10-10/16) • Had first multi-point game (including first NHL goal) at WSH (11/7) • Recorded his first career two-goal vs. TOR (11/27) • Skated in nine games for Russia at the 2010 IIHF World Championship in Germany, picking up two assists and helping Russia to silver medal… **2008-09:** In only his first year with Drummondville, led all defensemen with 62 points (12+50) in 57 games • Was named the 2008-09 Rookie of the Year, Defensive Rookie of the Year, Best Professional Prospect and Defenseman of the Year by the QMJHL • Member of Team Russia at the 2009 IIHF World Junior Championship; recorded four assists and earned a bronze medal.

CAREER STATS

			REGULAR SEASON											PLAYOFFS				
SEASON	**TEAM**	**LEAGUE**	**GP**	**G**	**A**	**P**	**+/-**	**PIM**	**PP**	**SH**	**GW**	**S**	**S%**	**GP**	**G**	**A**	**P**	**PIM**
2007-08	Yaroslavl	Russia-3	32	6	13	19	–	54	–	–	–	–	–	–	–	–	–	–
	Russia	WJ18	6	0	2	2	-1	6	–	–	–	–	–	–	–	–	–	–
2008-09	Drummondville	QMJHL	57	12	50	62	6	46	–	–	–	–	–	–	–	–	–	–
	Russia	WJC	7	0	4	4	2	4	–	–	–	–	–	–	–	–	–	–
2009-10	**Florida**	**NHL**	**68**	**3**	**13**	**16**	**-5**	**32**	**1**	**0**	**0**	**87**	**3.4**	**--**	**--**	**--**	**--**	**--**
	Russia	WC	9	0	2	2	4	8	–	–	–	–	–	–	–	–	–	–
2010-11	**Florida**	**NHL**	**72**	**6**	**20**	**26**	**-5**	**45**	**1**	**0**	**1**	**83**	**7.2**	**--**	**--**	**--**	**--**	**--**
	Russia	WC	9	2	1	3	-3	4	0	0	0	–	–	–	–	–	–	–
2011-12	**Florida**	**NHL**	**58**	**4**	**24**	**28**	**-5**	**36**	**2**	**0**	**1**	**104**	**3.8**	**7**	**0**	**1**	**1**	**4**
2012-13	**Florida**	**NHL**	**34**	**3**	**7**	**10**	**-5**	**22**	**2**	**0**	**2**	**52**	**5.8**	**--**	**--**	**--**	**--**	**--**
	Yaroslavl	KHL	22	3	4	7	-8	28	3	0	1	28	10.7	–	–	–	–	–
2013-14	**Florida**	**NHL**	**81**	**8**	**11**	**19**	**-26**	**66**	**2**	**1**	**0**	**127**	**6.3**	**--**	**--**	**--**	**--**	**--**
2014-15	**Florida**	**NHL**	**73**	**3**	**19**	**22**	**0**	**48**	**1**	**0**	**0**	**83**	**3.6**	**--**	**--**	**--**	**--**	**--**
	Russia	WC	10	0	2	2	8	8	0	0	0	7	0.0	–	–	–	–	–
2015-16	**Florida**	**NHL**	**74**	**1**	**16**	**17**	**8**	**51**	**0**	**0**	**1**	**99**	**1.0**	**6**	**1**	**3**	**4**	**4**
	NHL Totals		**460**	**28**	**110**	**138**	**-38**	**300**	**9**	**1**	**5**	**635**	**4.4**	**13**	**1**	**4**	**5**	**8**

JOHAN LARSSON

Born: **July 25, 1992**, Lau, SWE **5** ft **11** in **200** lbs **CENTER**

CAREER GAME HIGHLIGHTS

Goals:	2, 3/31/16 vs. TOR
Assists:	2, (3x). Most recent: 3/29/16 at PIT
Points:	3, 3/11/15 at TOR (1+2)
Penalty Minutes:	7, 11/5/13 at SJS
Longest Point Streak:	4 games, 3/29/16 at PIT to 4/5/16 at NJD (3+3)

CAREER TRANSACTIONS

Acquired by Buffalo from Minnesota with Matt Hackett, a first-round pick in the 2013 NHL Draft and a second-round pick in the 2014 NHL Draft in exchange for Jason Pominville and a fourth-round pick in the 2014 NHL Draft, April 3, 2013; Selected by Minnesota in the second round (56th overall) of the 2010 NHL Draft.

SEASON STATS 2015-16

Games missed due to injury: five; four – lower body (2/9-2/14), one – lower body (4/9) • Set career highs in games played (74), goals (10) and points (17) • The team logged a 7-1-1 record in games in which he scored and an 11-1-2 record when he recorded a point • Five of his 10 goals were game-winners, tying Jack Eichel for the Sabres' team lead • Tallied his first points of the season in his third career multi-point game (0+2) at PHI (10/27) • Scored his first career game-winning goal at DET (12/14) • Played in his 100th NHL game at BOS (12/26) • Recorded the first multi-goal game of his career with two goals vs. TOR (3/31) • Logged a career-best four-game point streak (3+3) from 3/29 to 4/5.

CAREER STATS

2014-15: Scored his first NHL goal vs. COL (12/20) • Scored a goal and had a game-high five hits at WSH (3/7) • Recorded his first career three-point game with a goal and two assists at TOR (3/11) • Scored a goal and went 15-for-24 on faceoffs vs. WSH (3/16) • Notched an assist and a team-high six hits at BOS (3/17) • Tallied an assist and went 11-for-18 on faceoffs vs. ARI (3/26) • Scored a goal and went 10-for-17 on faceoffs vs. CHI (4/3) • Led all Rochester (AHL) skaters with .91 points per game and a plus-12 rating • Tied for second among Rochester (AHL) skaters with 15 goals and ranked third with 40 points... **2013-14:** Recorded four assists in 28 games in his first NHL season • Tallied assists in back-to-back games at NSH (3/27) and vs. TBL (3/29) • Logged a career-high 18:51 TOI vs. PHX (12/23) • Recorded his first NHL point (assist) vs. ANA (11/2) • Logged the first fighting major of his career at SJS (11/5) • Tallied 41 AHL points for the second consecutive season, including a career-high 26 assists • Posted a seven-game point streak (3+9) for Rochester (1/17-2/1) • Appeared in his 100th AHL game vs. Rockford (1/31) • Recorded one assist in three games for the Amerks during the 2013 Spengler Cup in Davos, Switzerland • Collected two points (1+1) in Game 4 at Chicago (5/2)... **2012-13:** Made his NHL debut at DET (2/17), logging two shots in 14:02 of ice time • Tied for 14th in scoring among AHL rookies with 41 points (16+25) in 69 combined games • Led AHL rookies with three shootout-winning goals • Missed the last two games of the season (4/20-4/21) with an injury • Had a three-game point streak (1+2) from 4/5-4/7 • Posted a career-high four points (2+2) at Abbotsford (3/2) • Had a three-game point streak (2+1) from 1/6-1/12 • Collected his first multi-goal game against Rockford (11/18) • Recorded his first multi-point game (1+1) at San Antonio (11/13) • Had a season-best five-game point streak (2+3) from 10/20-11/2 • Scored his first pro goal against Milwaukee (10/27) • Registered his first pro point with an assist at Texas (10/20) • Made his AHL debut against Charlotte (10/13) • Skated in eight games with Vasteras IK (Swe-1), where he tallied two points (1+1) and 10 PIM • Collected a team-high three assists and averaged a point-per-game during the 2013 Calder Cup Playoffs • Recorded two assists in his AHL playoff debut in Game 1 of the Western Conference Quarterfinals at Toronto (4/27)... **2011-12:** Ranked third on Brynas (SEL) roster with 36 points (12+24) in 49 games • Named Rookie of the Year in the Swedish Elite League • Added 10 points (2+8) in 16 playoff contests to help Brynas claim the Le Mat Trophy as Swedish champions • Represented Sweden at the 2012 World Championship, recording two assists in seven games • Captained Sweden to a gold medal at the 2012 U-20 World Junior Championship in Calgary, posting six assists in six games... **2010-11:** Tallied eight points (4+4) in 43 games as an 18-year-old rookie with Brynas • Assisted on two goals and recorded four penalty minutes in five postseason contests • Scored his first pro goal against Skelleftea AIK (1/15) • Recorded his first pro point with an assist against Djurgardens IF (9/23) • Made his professional debut against Modo Hockey (9/16) • Notched five points (2+3) in three games at the 2011 U-19 Three Nations

LARSSON vs. NHL

TEAM	GP	G	A	P	PIM
Anaheim	4	0	1	1	4
Arizona	5	0	1	1	2
Boston	7	0	2	2	7
Buffalo	0	0	0	0	0
Calgary	2	1	0	1	0
Carolina	3	2	1	3	4
Chicago	4	1	0	1	2
Colorado	4	1	1	2	4
Columbus	6	0	0	0	0
Dallas	4	0	1	1	0
Detroit	10	1	1	2	6
Edmonton	3	0	0	0	0
Florida	7	0	1	1	2
Los Angeles	3	0	0	0	0
Minnesota	4	1	0	1	0
Montreal	5	1	0	1	2
Nashville	4	0	1	1	4
New Jersey	7	1	0	1	2
NY Islanders	5	0	0	0	0
NY Rangers	7	1	1	2	0
Ottawa	7	0	0	0	0
Philadelphia	5	0	3	3	2
Pittsburgh	6	0	2	2	0
San Jose	3	1	0	1	7
St. Louis	3	0	0	0	0
Tampa Bay	7	0	1	1	4
Toronto	6	3	3	6	4
Vancouver	4	0	0	0	0
Washington	5	2	0	2	2
Winnipeg	2	0	1	1	0
NHL Totals	142	16	21	37	58

JOHAN LARSSON

Born: **July 25, 1992**, Lau, SWE **5** ft **11** in **200** lbs **CENTER**

CAREER STATS

Tournament in Helsinki, Finland • Captained Team Sweden at the 2011 U-19 Five Nations Tournament, scoring a team-high 10 points (4+6) in four games • Registered four points (1+3) in six international contests at the 2011 U-20 World Junior Championship, helping Sweden to a fourth-place finish… **2009-10:** Registered 34 points (15+19) in 40 games with Brynas in the Swedish Junior League • Scored one goal with one assist in five playoff appearances • Ranked second in scoring at the 2010 U-18 World Junior Championship in Minsk, netting 14 points (6+8) in five games; received a silver medal and served as team captain for Swede, also earning a tournament First-Team All-Star selection for his outstanding performance… **2008-09:** Tallied nine points (4+5) and 55 penalty minutes in 33 games with Brynas • Appeared in five postseason matches and picked up two penalty minutes.

CAREER STATS

			REGULAR SEASON											PLAYOFFS				
SEASON	**TEAM**	**LEAGUE**	**GP**	**G**	**A**	**P**	**+/-**	**PIM**	**PP**	**SH**	**GW**	**S**	**S%**	**GP**	**G**	**A**	**P**	**PIM**
2008-09	Brynas Jr.	SWE-Jr.	33	4	5	9	–	55	–	–	–	–	–	5	0	0	0	2
	Brynas U18	SWE-U18	11	6	4	10	–	76	–	–	–	–	–	3	0	3	3	2
2009-10	Brynas Jr.	SWE-Jr.	40	15	19	34	–	80	–	–	–	–	–	5	1	1	2	2
	Sweden	WJ-18	5	6	8	14	–	0	–	–	–	–	–	–	–	–	–	–
	Brynas U18	SWE-U18	4	1	1	2	–	2	–	–	–	–	–	4	4	4	8	6
2010-11	Brynas	SEL	43	4	4	8	3	18	–	–	–	–	–	5	0	2	2	4
	Brynas Jr.	SWE-Jr.	10	6	9	15	–	8	–	–	–	–	–	1	0	0	0	0
	Sweden	WJC	6	1	3	4	0	4	1	0	0	–	–	–	–	–	–	–
2011-12	Brynas	SEL	49	12	24	36	-10	34	–	–	–	–	–	16	2	8	10	16
	Sweden	WC	7	0	2	2	-2	0	0	0	0	–	–	–	–	–	–	–
	Sweden	WJC	6	0	6	6	3	0	–	–	–	–	–	–	–	–	–	–
2012-13	Houston	AHL	62	15	22	37	0	38	6	1	4	89	16.9	–	–	–	–	–
	Vasteras IK	Swe-1	8	1	1	2	-1	10	–	–	–	–	–	–	–	–	–	–
	Rochester	AHL	7	1	3	4	-2	2	0	0	0	10	10.0	3	0	3	3	6
	Minnesota	**NHL**	**1**	**0**	**0**	**0**	**0**	**0**	**0**	**0**	**0**	**2**	**0.0**	--	--	--	--	--
2013-14	Rochester	AHL	51	15	26	41	7	75	5	0	2	117	12.8	5	1	2	3	4
	Buffalo	**NHL**	**28**	**0**	**4**	**4**	**0**	**19**	**0**	**0**	**0**	**21**	**0.0**	--	--	--	--	--
2014-15	Rochester	AHL	44	15	25	40	12	38	3	0	1	116	12.9	–	–	–	–	–
	Buffalo	**NHL**	**39**	**6**	**10**	**16**	**0**	**12**	**1**	**0**	**0**	**50**	**12.0**	--	--	--	--	--
2015-16	**Buffalo**	**NHL**	**74**	**10**	**7**	**17**	**-4**	**27**	**1**	**0**	**5**	**95**	**10.5**	--	--	--	--	--
	NHL Totals		**142**	**16**	**21**	**37**	**-4**	**58**	**2**	**0**	**5**	**168**	**9.5**	--	--	--	--	--
	Buffalo Totals		**141**	**16**	**21**	**37**	**-4**	**58**	**2**	**0**	**5**	**166**	**9.6**	--	--	--	--	--

ROBIN LEHNER

40

Born: **July 24, 1991**, Gothenburg, SWE **6** ft **4** in **239** lbs **GOALTENDER**

CAREER GAME HIGHLIGHTS

Most Shots Faced:	57, 11/1/13 vs. NYI
Most Saves:	53, 11/1/13 vs. NYI
Most Saves in Shutout:	38, 2/19/16 at CBJ
Longest Shutout Sequence:	126:59, 2/16/16 at OTT to 2/21/16 vs. PIT
Longest Winning Streak:	4 games, 3/30/14 vs. CGY to 4/13/14 at PIT

CAREER TRANSACTIONS

Acquired by Buffalo from Ottawa with David Legwand in exchange for a first-round pick in the 2015 NHL Draft, June 26, 2015; Selected by Ottawa in the second round (46th overall) of the 2009 NHL Draft.

SEASON STATS 2015-16

Games missed due to injury: 50; 39 – high ankle sprain (10/10-1/5), 11 – ankle (3/18-4/9) • Ranked fourth among NHL goalies with at least 20 games played in save percentage (.924) • Recorded 34 saves and an assist to earn his first win as a member of the Sabres at OTT (1/26) • Made 38 saves to earn his third career shutout at CBJ (2/19), breaking his personal record for most saves in a shutout • Set a new career-best shutout streak (126:59) from 2/16 at OTT to 2/21 vs. PIT • Played in his 100th career NHL game at ANA (2/25) • Appeared in three games for Rochester (AHL) during a conditioning stint in January.

CAREER STATS

2014-15: Missed 31 games due to injury, appearing in 25 games while healthy • Began the season 3-0-1 in a four-game stretch (10/11-10/28) in which he posted a .939 SV% and a 2.18 GAA • Stopped 35 of 36 shots in a win at BUF (2/10) • Went 6-1-0 in games in which he faced at least 35 shots, posting a .943 SV% and a 2.12 GAA in those contests… **2013-14:** Established a new career high with 12 victories while appearing in a new season-high 36 games in his first full NHL season • Made his regular-season debut at SJS (10/12), matching what were then his career and the Ottawa franchise highs in shots (50) and saves (47) • Set new personal and franchise highs in shots (57) and saves (53) vs. NYI (11/1) • Was recognized as the NHL's First Star of the Week on 11/10 after matching what was then a career best with a three-game winning streak • Earned his second career shutout with 27 saves at MIN (1/14) • Became the first goaltender in Senators history to face more than 50 shots in one game and earn a victory at STL (2/4); the victory also marked the first shootout win of his NHL career • Earned consecutive shootout wins for the first time in his NHL career on 2/4 and 3/24 • Finished the season with four straight wins, logging a .947 SV% and a 1.92 GAA during that stretch… **2012-13:** Spent playing time with both Binghamton (AHL) and Ottawa • Began the season with the B-Sens and joined Ottawa ahead of the abbreviated NHL season • Was re-assigned to Binghamton (1/22) • Posted a record of 18-10-2 with a 2.12 goals-against-average in 31 AHL games with the B-Sens • Was selected to the 2013 AHL Eastern Conference All-Star Team • Was recalled to Ottawa (2/22) and spent the rest of the season in the NHL • Played in 12 games with Ottawa, recording five wins and a 2.20 GAA and .936 SV% • Matched a Senators franchise record (four previous occasions) with 47 saves on 50 shots at BOS (4/2)… **2013 Playoffs:** Appeared in relief on two occasions in the playoffs, including his postseason debut at PIT (5/17), when he made 20 saves on 21 shots… **2011-12:** Spent the majority of the season with Binghamton (AHL), posting a 13-22-1 record with a 3.26 GAA and .907 SV% • Was recalled to Ottawa on two occasions, playing in five games • Won his NHL season debut vs. TOR (10/30) • Recorded his first career NHL shutout with 32 saves in a 1-0 win at BOS (2/28)… **2010-11:** Won Jack A. Butterfield Trophy as MVP of the AHL playoff s after helping Binghamton to its first Calder Cup • Became the youngest goalie (19 years, 173 days) to start a game in goal for the Senators at NYI (1/13), earning his first NHL win • Made his NHL debut by playing the opening 4:42 of the third period at MTL (10/16), making three saves on three shots • Faced a season-high 35 shots in a 5-2 loss at CGY (2/9) and made a season-high 31 saves at New Jersey (2/1) • Represented Sweden at the 2011 IIHF World Junior Championship in Buffalo… **2009-10:** Won 27 games, posting a 2.80 GAA and .918 SV% with five shutouts for the Soo Greyhounds (OHL) • Was twice named OHL Goalie of the Week (11/16-11/22 & 1/25-1/31) • Made his AHL debut following Sault Ste. Marie's elimination from the OHL playoff s and won both games in which he appeared… **2008-09:** Represented Sweden at 2009 World Junior Under-18 Championship, posting a 2-2-0 record in four appearances.

LEHNER VS. NHL

TEAM	GP	W-L-OT	SO	GA	GAA	SV%
Anaheim	2	0-1-0	0	3	1.57	.961
Arizona	1	1-0-0	0	2	2.00	.946
Boston	13	3-6-3	1	33	2.65	.925
Buffalo	4	1-1-2	0	10	2.42	.926
Calgary	3	2-1-0	0	11	3.67	.894
Carolina	3	0-3-0	0	12	5.22	.865
Chicago	1	0-1-0	0	2	2.03	.949
Colorado	4	1-2-0	0	8	2.26	.923
Columbus	5	4-1-0	1	8	1.60	.956
Dallas	4	0-3-1	0	12	4.02	.895
Detroit	5	1-3-0	0	17	4.38	.875
Edmonton	3	1-1-1	0	6	1.97	.932
Florida	4	1-1-1	0	12	3.51	.890
Los Angeles	2	0-2-0	0	5	2.63	.912
Minnesota	2	1-0-1	1	2	0.96	.965
Montreal	8	2-2-3	0	21	2.92	.916
Nashville	2	1-0-1	0	3	2.25	.938
New Jersey	5	1-3-1	0	13	2.55	.915
NY Islanders	5	2-1-2	0	13	2.71	.924
NY Rangers	4	2-2-0	0	12	3.73	.900
Ottawa	3	1-0-1	0	4	1.58	.946
Philadelphia	3	1-2-0	0	10	3.35	.894
Pittsburgh	4	1-1-1	0	10	2.75	.895
San Jose	1	0-1-0	0	3	3.10	.940
St. Louis	4	3-1-0	0	11	2.61	.924
Tampa Bay	7	3-4-0	0	24	3.37	.892
Toronto	2	1-1-0	0	7	3.56	.873
Vancouver	1	0-0-0	0	1	2.00	.923
Washington	1	0-1-0	0	2	2.03	.931
Winnipeg	1	1-0-0	0	1	1.00	.962
NHL Totals	107	35-45-18	3	278	2.80	.916

ROBIN LEHNER

40

Born: **July 24, 1991**, Gothenburg, SWE **6** ft **4** in **239** lbs **GOALTENDER**

CAREER STATS

			REGULAR SEASON									PLAYOFFS							
SEASON	**TEAM**	**LEAGUE**	**GP**	**W**	**L**	**OT**	**SO**	**GA**	**SV%**	**GAA**	**MIN**	**GP**	**W**	**L**	**SO**	**GA**	**SV%**	**GAA**	**MIN**
2008-09	Frolunda	SWE-Jr.	22	–	–	–	1	67	–	3.05	1,318	1	–	–	0	3	–	3.08	58
	Sweden	WJ18	4	2	2	0	1	11	–	2.80	236	–	–	–	–	–	–	–	–
2009-10	Sault Ste. Marie	OHL	47	27	13	3	5	120	.918	2.80	2,574	5	1	4	0	20	.874	4.30	279
	Binghamton	AHL	2	2	0	0	0	6	.898	3.00	120	–	–	–	–	–	–	–	–
2010-11	Binghamton	AHL	22	10	8	2	3	56	.912	2.70	1,246	19	14	4	3	39	.939	2.10	1,112
	Ottawa	**NHL**	**8**	**1**	**4**	**0**	**0**	**20**	**.888**	**3.52**	**341**	**--**	**--**	**--**	**--**	**--**	**--**	**--**	**--**
	Sweden	WJC	3	1	1	0	1	9	.906	2.77	195	–	–	–	–	–	–	–	–
2011-12	Binghamton	AHL	40	13	22	1	2	119	.907	3.26	2,192	–	–	–	–	–	–	–	–
	Ottawa	**NHL**	**5**	**3**	**2**	**0**	**1**	**10**	**.935**	**2.01**	**299**	**--**	**--**	**--**	**--**	**--**	**--**	**--**	**--**
2012-13	Binghamton	AHL	31	18	10	2	3	65	.938	2.12	1,841	–	–	–	–	–	–	–	–
	Ottawa	**NHL**	**12**	**5**	**3**	**4**	**0**	**27**	**.936**	**2.20**	**735**	**2**	**0**	**1**	**0**	**2**	**.920**	**2.45**	**49**
2013-14	**Ottawa**	**NHL**	**36**	**12**	**15**	**6**	**1**	**99**	**.913**	**3.06**	**1,942**	**--**	**--**	**--**	**--**	**--**	**--**	**--**	**--**
2014-15	**Ottawa**	**NHL**	**25**	**9**	**12**	**3**	**0**	**74**	**.905**	**3.02**	**1,471**	**--**	**--**	**--**	**--**	**--**	**--**	**--**	**--**
2015-16	**Buffalo**	**NHL**	**21**	**5**	**9**	**5**	**1**	**48**	**.924**	**2.47**	**1,164**	**--**	**--**	**--**	**--**	**--**	**--**	**--**	**--**
	Rochester	AHL	3	1	2	0	0	10	.888	3.36	179	–	–	–	–	–	–	–	–
	NHL Totals		**107**	**35**	**45**	**18**	**3**	**278**	**.916**	**2.80**	**5,952**	**2**	**0**	**1**	**0**	**2**	**.920**	**2.45**	**49**
	Buffalo Totals		**21**	**5**	**9**	**5**	**1**	**48**	**.924**	**2.47**	**1,164**	**--**	**--**	**--**	**--**	**--**	**--**	**--**	**--**

JAKE McCABE

Born: **Oct. 12, 1993**, Eau Claire, WI **6** ft **1** in **209** lbs DEFENSEMAN

CAREER GAME HIGHLIGHTS

Goals:	1, (4x). Most recent: 3/29/16 at PIT
Assists:	1, (11x). Most recent: 3/31/16 vs. TOR
Points:	1, (15x). Most recent: 3/31/16 vs. TOR (0+1)
Penalty Minutes:	17, 2/11/16 at PHI
Longest Point Streak:	3 games, 12/17/15 vs. ANA to 12/26/16 at BOS (1+2)

CAREER TRANSACTIONS

Selected by Buffalo in the second round (44th overall) of the 2012 NHL Draft.

SEASON STATS 2015-16

Averaged 19:07 of ice time per game, the seventh-highest average ice time by a Sabres rookie since the league began tracking time on ice in the 1997-98 season • Scored his first NHL goal at FLA (10/15) • Had a career-best three-game point streak, tallying three points (1+2) in that span (12/17-12/26) • Skated a career-high 25:42 vs. MIN (3/5) • Tallied two points (1+1) in eight games for the United States at the 2016 IIHF World Championship.

CAREER STATS

2014-15: Appeared in two games for the Sabres • Had a productive rookie campaign for Rochester (AHL) that saw him produce 29 points (5+24) in 57 games • Led all Amerks rookies in scoring and finished sixth among all first-year AHL defensemen • Led all Rochester defensemen with .51 points per game • Logged 21:54 of ice time in his AHL debut against Rockford (10/22) • Registered his first AHL point (assist) vs. Adirondack (10/24) • Scored his first professional goal at Hamilton (11/16) • Recorded his first multi-point game (0+2) vs. Utica (11/21) • Missed two games (1/2-1/3) due to illness • Posted a six-game point streak (2+5) from 1/30-2/8 • Returned to the lineup at Iowa (4/3) after missing the previous nine games (3/6-4/1) due to injury • Missed the last three games of the season (4/17-4/19) due to injury… **2013-14:** Tallied his first NHL point (assist) during a season-high 16:25 TOI in the season finale vs. NYI (4/13) • Logged 16:20 TOI in his NHL debut at STL (4/3) • Completed his junior season at the University of Wisconsin (Big Ten), earning All-Big Ten honors by registering a career-high 25 points (8+17) over 33 games and serving as the team's assistant captain • Helped the Badgers to a Big Ten conference tournament championship and was named a CCM American Hockey Coaches First-Team West All-American • Ranked fifth on the team in points and finished tied for third in scoring among Big Ten defensemen • Scored twice and added an assist for a career-high three-point game vs. Alaska-Anchorage (1/4) • Posted three-game point streaks 10/18-11/1 (1+4) and 11/16-11/30 (1+2) • Netted his first career shorthanded goal vs. Northern Michigan (10/11) • Represented the United States at the 2014 IIHF World Championship in Minsk, Belarus; averaged 10:26 TOI per game… **2012-13:** Led all Badgers defensemen in points and assists on his way to being named a Third-Team All-WCHA selection • Was a WCHA All-Academic pick and earned Academic All-Big Ten honors • Tied for 10th in scoring among WCHA blueliners with 15 points in conference play; his 21 points in all competitions placed tied for 12th among all NCAA defensemen • Posted two three-game assist streaks (2/15-2/24; 3/21- 3/23) • Captained Team USA to a gold medal at the 2013 IIHF World Junior Championship in Ufa, Russia; named to the media All-Star Team and ranked third in scoring among the tournament's defensemen with three goals and six points… **2011-12:** Ranked second among team freshmen and seventh among all Wisconsin skaters in points • Scored two of his three goals on the power play • Named the WCHA Rookie of the Week on 1/10 • Had a three-game point streak (2+2) from 1/6-1/13 • Picked up his first career multi-point game with a pair of assists against Michigan State (1/13) • Scored his first and second career goals, both game-winners, in a back-to-back series against RIT (1/6-1/7) • Collected his career point an assist against Minnesota-Duluth (12/9)… **2010-11:** His second full season with USA Hockey's National Team Development Program • Recorded six points (2+4) in 19 USHL contests • Also notched 10 points (2+8) in 27 games with the U.S. National U-18 team • Won gold with Team USA at the 2011 IIHF U-18 World Championship in Dresden, Germany… **2009-10:** Tallied five assists in 35 games in his first season with USA Hockey's National Team Development Program • Added three assists in 16 games with the U.S National U-17 team before appearing in one game for the U-18 squad • Won gold with Team USA at the 2010 U-17 World Hockey Challenge in Ontario, Canada • Played for Team USA in the 2009 U-17 Five Nations Tournament in Fussen, Germany.

McCABE vs. NHL

TEAM	GP	G	A	P	PIM
Anaheim	2	1	0	1	0
Arizona	2	0	0	0	4
Boston	4	0	1	1	15
Buffalo	0	0	0	0	0
Calgary	2	0	0	0	2
Carolina	3	0	0	0	0
Chicago	2	0	1	1	0
Colorado	1	0	1	1	0
Columbus	4	0	0	0	2
Dallas	2	0	0	0	2
Detroit	7	0	0	0	2
Edmonton	2	0	0	0	0
Florida	4	1	0	1	2
Los Angeles	2	0	1	1	0
Minnesota	2	0	0	0	0
Montreal	5	0	2	2	2
Nashville	3	0	1	1	0
New Jersey	3	0	0	0	2
NY Islanders	4	0	1	1	0
NY Rangers	4	0	0	0	0
Ottawa	3	0	0	0	0
Philadelphia	4	1	1	2	19
Pittsburgh	3	1	0	1	0
San Jose	2	0	0	0	2
St. Louis	3	0	0	0	2
Tampa Bay	3	0	0	0	0
Toronto	4	0	1	1	10
Vancouver	1	0	0	0	0
Washington	3	0	0	0	0
Winnipeg	2	0	1	1	0
NHL Totals	**86**	**4**	**11**	**15**	**66**

JAKE McCABE

Born: **Oct. 12, 1993**, Eau Claire, WI **6** ft **1** in **209** lbs DEFENSEMAN

29

CAREER STATS

			REGULAR SEASON											PLAYOFFS				
SEASON	**TEAM**	**LEAGUE**	**GP**	**G**	**A**	**P**	**+/-**	**PIM**	**PP**	**SH**	**GW**	**S**	**S%**	**GP**	**G**	**A**	**P**	**PIM**
2008-09	Eau Claire	Wisc. HS	23	2	20	22	–	16	–	–	–	–	–	–	–	–	–	–
	Wisconsin	UMHSEL	22	3	7	10	–	–	–	–	–	–	–	–	–	–	–	–
2009-10	USNDTP	USHL	35	0	5	5	-10	34	0	0	0	24	0.0	–	–	–	–	–
	USNDTP	U-17	16	0	3	3	–	16	0	0	0	–	–	–	–	–	–	–
	USNDTP	U-18	1	0	0	0	–	2	0	0	0	–	–	–	–	–	–	–
2010-11	USNDTP	USHL	19	2	4	6	6	4	0	0	0	9	22.2	–	–	–	–	–
	USNDTP	U-18	27	2	8	10	–	10	–	–	–	–	–	–	–	–	–	–
2011-12	Wisconsin	WCHA	26	3	9	12	–	12	2	0	2	–	–	–	–	–	–	–
2012-13	Wisconsin	WCHA	38	3	18	21	–	50	2	0	0	–	–	–	–	–	–	–
	United States	WJC	7	3	3	6	9	16	0	0	1	–	–	–	–	–	–	–
2013-14	Wisconsin	Big Ten	36	8	17	25	–	53	3	1	2	–	–	–	–	–	–	–
	Buffalo	**NHL**	**7**	**0**	**1**	**1**	**-3**	**15**	**0**	**0**	**0**	**1**	**0.0**	--	--	--	--	--
	United States	WC	7	0	0	0	-2	2	0	0	0	7	0.0	–	–	–	–	–
2014-15	Rochester	AHL	57	5	24	29	-3	50	3	0	0	83	6.0	–	–	–	–	–
	Buffalo	**NHL**	**2**	**0**	**0**	**0**	**0**	**0**	**0**	**0**	**0**	**2**	**0.0**	--	--	--	--	--
2015-16	**Buffalo**	**NHL**	**77**	**4**	**10**	**14**	**6**	**51**	**0**	**0**	**0**	**62**	**6.5**	--	--	--	--	--
	United States	WC	8	1	1	2	-3	0	0	0	0	7	14.3	–	–	–	–	–
	Rochester	AHL	1	0	0	0	0	0	0	0	0	0	0.0	–	–	–	–	–
	NHL Totals		**86**	**4**	**11**	**15**	**3**	**66**	**0**	**0**	**0**	**65**	**6.2**	--	--	--	--	--
	Buffalo Totals		**86**	**4**	**11**	**15**	**3**	**66**	**0**	**0**	**0**	**65**	**6.2**	--	--	--	--	--

CODY McCORMICK

Born: **April 18, 1983**, Londaon, ONT **6** ft **2** in **222** lbs **CENTER**

CAREER GAME HIGHLIGHTS

GOALS: 1, (21x). Most recent: 1/9/15 at TBL
ASSISTS: 2, (3x). Most recent: 11/8/13 at ANA
POINTS: 3, 12/9/10 vs. SJS (1+2)
PENALTY MINUTES: 22, 3/8/09 at CHI
LONGEST POINT STREAK: 4 games, 11/24/08 at ANA to 12/4/08 at NSH (0+4)

CAREER TRANSACTIONS

Signed by Buffalo as an unrestricted free agent, July 1, 2014; Acquired by Minnesota from Buffalo with Matt Moulson in exchange for Torrey Mitchell, a second-round pick in the 2014 NHL Draft and a second-round pick in the 2016 NHL Draft, March 5, 2014; Signed by Buffalo as an unrestricted free agent, August 1, 2009; Selected by Colorado in the fifth round (144th overall) of the 2001 NHL Draft.

SEASON STATS 2015-16

Missed entire season due to injury (blood clots).

CAREER STATS

2014-15: Games missed due to injury: 49; 39 – lower body (1/13-4/11), six – lower body (12/13-12/27), four – upper body (11/26-12/2) • Scored his first career shorthanded goal at TBL (1/9) • Played in his 400th NHL game vs. TBL (12/31) • Notched an assist in consecutive games (11/15 vs. TOR and 11/18 vs. SJS)… **2013-14:** Games missed due to injury: 30; 24 – upper body (12/17-2/6), four – upper body (11/24-11/30), two – leg (10/19-10/23) • Recorded multi-point games at ANA (0+2, 11/8) and vs. PIT (1+1, 4/5) • Logged highest ice time since Jan. 2011 (15:53) vs. STL (4/10)… **2014 Playoffs:** Appeared in career-high 13 playoff games with Minnesota • Scored second NHL playoff goal in Game 2 at CHI (5/4) • Tied Wild franchise record with 8 hits in Game 5 at CHI (5/11)… **2012-13:** Games missed due to injury: eight – hand (1/20-1/31) • Activated from IR on 2/2 and made his season debut at MTL and appeared in seven more games • Appeared in 25 games for the Rochester Americans (AHL), tallying 11 points (6+5) and 42 penalty minutes… **2011-12:** Games missed due to injury: 23; 13 – upper body (2/11-3/7), 10 – upper body (11/16-12/7) • Led team with eight major penalties • Healthy scratch vs. MTL (3/12), at BOS (3/8), at OTT (3/10) • Played his 300th career NHL game vs. WPG (1/7) • Logged a season-high 13:37 TOI at PIT (10/15)… **2010-11:** Registered career-best numbers in games played (81), goals (8), assists (12), points (20) and penalty minutes (142) • Scored a career-best three points (1+2) vs. SJS (12/9); the goal was his first game-winner since 12/23/07 • Played in 200th career NHL game at ATL (10/29) • Scored in consecutive games 10/16-10/20 and 1/11-1/13 • Missed one game as a healthy scratch (10/9)… **2011 Playoffs:** Scored first career playoff goal in Game 2 at PHI (4/16) • Tied to lead all skaters with three hits in Game 6 vs. PHI (4/24)… **2009-10:** Spent the regular season with Portland (AHL), playing in a career-high 66 games • Registered career highs in goals, assists and points (17+12) • Led Portland skaters with 168 PIM • Played 200th career AHL game 3/28 vs. Hartford… **2010 Playoffs:** Recalled by Buffalo 4/20, making Sabres debut in first of three playoff games vs. BOS (4/21) • Tallied two points (0+2) and 14 PIM in the series… **2008-09:** Played in a career-high 55 games for Colorado, tallying NHL career-best 12 points (1+11) • Finished second among Colorado skaters with 115 hits • Career-high 92 PIM ranked him third among Colorado skaters • Recorded first career multi-point game (0+2) 2/15 at DET… **2007-08:** Registered 81 hits, fourth among Avalanche forwards, and 50 penalty minutes • Appeared in his 100th NHL game on 12/1 at LAK… **2008 Playoffs:** Made his NHL playoff debut at DET (4/24) • Recorded his first career playoff point (assist) and had a fighting major at Detroit on April 26… **2006-07:** Played in six games for the Avalanche before being reassigned to Albany (AHL) on Dec. 7 • Spent the rest of the season with the River Rats, where he recorded eight goals and eight assists in 42 games… **2005-06:** Opened the year with Lowell of the AHL but ended up spending the final five months of the season with Colorado • Recorded eight points (4+4) and 29 penalty minutes in 45 games for the Avalanche… **2004-05:** Spent the entire season with Hershey (AHL), recording five goals with six assists in 40 games… **2003-04:** Made his NHL debut 10/12 vs. STL • Collected his first NHL point/assist Oct.16 at MIN • Recorded 15 penalty minutes (fighting major and a game misconduct) Oct. 23 vs. EDM • Had two fighting majors on 10/28 vs. CGY • Tallied his first NHL goal 11/4 vs. MIN… **2002-03:** Unanimous choice among his teammates to be Belleville's captain for the 2002-03 season • Named to the OHL First All-Star Team after leading Belleville in goals (36) and penalty minutes (166) • Named the OHL's "Eastern Conference Hardest Worker" by league coaches… **2001-02:** Was fifth on the team with 118 penalty minutes… **2000-01:** Notched 23 points and 135 penalty minutes in 66 games with Belleville… **1999-00:** Skated in 45 games and nine playoff contests in his first season with the Belleville Bulls.

McCORMICK vs. NHL

TEAM	GP	G	A	P	PIM
Anaheim	16	1	4	5	20
Arizona	8	0	0	0	2
Boston	15	1	0	1	41
Buffalo	2	0	0	0	5
Calgary	20	1	2	3	38
Carolina	10	1	1	2	16
Chicago	13	1	0	1	31
Colorado	2	0	0	0	0
Columbus	15	0	1	1	47
Dallas	14	0	0	0	28
Detroit	13	0	3	3	8
Edmonton	16	0	0	0	28
Florida	15	0	1	1	19
Los Angeles	16	0	1	1	18
Minnesota	20	2	3	5	33
Montreal	16	0	1	1	19
Nashville	11	1	2	3	4
New Jersey	11	0	0	0	13
NY Islanders	10	0	0	0	9
NY Rangers	14	1	1	2	19
Ottawa	18	1	3	4	16
Philadelphia	12	2	1	3	13
Pittsburgh	13	1	1	2	7
San Jose	15	2	5	7	5
St. Louis	19	0	2	2	18
Tampa Bay	14	1	5	6	24
Toronto	17	1	3	4	16
Vancouver	18	2	2	4	31
Washington	11	1	1	2	5
Winnipeg	11	1	1	2	17
NHL Totals	405	21	44	65	550

CODY McCORMICK

Born: **April 18, 1983**, Londaon, ONT **6** ft **2** in **222** lbs **CENTER**

CAREER STATS

			REGULAR SEASON											PLAYOFFS				
SEASON	**TEAM**	**LEAGUE**	**GP**	**G**	**A**	**P**	**+/-**	**PIM**	**PP**	**SH**	**GW**	**S**	**S%**	**GP**	**G**	**A**	**P**	**PIM**
1999-00	Belleville	OHL	45	3	4	7	–	42	–	–	–	–	–	9	1	0	1	10
2000-01	Belleville	OHL	66	7	16	23	–	135	–	–	–	–	–	10	1	1	2	23
2001-02	Belleville	OHL	63	10	17	27	12	118	1	1	1	–	–	11	2	4	6	24
2002-03	Belleville	OHL	61	36	33	69	22	166	8	3	–	–	–	7	4	7	11	11
2003-04	Hershey	AHL	32	3	6	9	-9	60	0	1	0	–	–	–	–	–	–	–
	Colorado	**NHL**	**44**	**2**	**3**	**5**	**-4**	**73**	**0**	**0**	**1**	**33**	**6.1**	**--**	**--**	**--**	**--**	**--**
2004-05	Hershey	AHL	40	5	6	11	-8	68	2	1	1	–	–	–	–	–	–	–
2005-06	Lowell	AHL	13	1	6	7	-2	34	0	0	–	23	4.3	–	–	–	–	–
	Colorado	**NHL**	**45**	**4**	**4**	**8**	**-1**	**29**	**0**	**0**	**1**	**43**	**9.3**	**--**	**--**	**--**	**--**	**--**
2006-07	Albany	AHL	42	8	8	16	-5	64	2	0	0	85	9.4	5	1	0	1	4
	Colorado	**NHL**	**6**	**0**	**1**	**1**	**1**	**6**	**0**	**0**	**0**	**6**	**0.0**	**--**	**--**	**--**	**--**	**--**
2007-08	Lake Erie	AHL	13	2	4	6	-2	16	0	0	–	24	8.3	–	–	–	–	–
	Colorado	**NHL**	**40**	**2**	**2**	**4**	**5**	**50**	**0**	**0**	**1**	**45**	**4.4**	**4**	**0**	**1**	**1**	**7**
2008-09	**Colorado**	**NHL**	**55**	**1**	**11**	**12**	**-5**	**92**	**0**	**0**	**0**	**66**	**1.5**	**--**	**--**	**--**	**--**	**--**
2009-10	Portland	AHL	66	17	12	29	-2	168	2	0	0	137	12.4	3	0	2	2	9
	Buffalo	**NHL**	**--**	**--**	**--**	**--**	**--**	**--**	**--**	**--**	**--**	**--**	**--**	**3**	**0**	**2**	**2**	**14**
2010-11	**Buffalo**	**NHL**	**81**	**8**	**12**	**20**	**2**	**142**	**0**	**0**	**1**	**104**	**7.7**	**7**	**1**	**0**	**1**	**2**
2011-12	**Buffalo**	**NHL**	**50**	**1**	**3**	**4**	**-7**	**56**	**0**	**0**	**0**	**43**	**2.3**	**--**	**--**	**--**	**--**	**--**
2012-13	Rochester	AHL	25	6	5	11	-8	42	2	1	1	46	13.0	3	1	0	1	26
	Buffalo	**NHL**	**8**	**0**	**0**	**0**	**-2**	**10**	**0**	**0**	**0**	**6**	**0.0**	**--**	**--**	**--**	**--**	**--**
2013-14	**Buffalo**	**NHL**	**29**	**1**	**4**	**5**	**-8**	**45**	**0**	**0**	**0**	**20**	**5.0**	**--**	**--**	**--**	**--**	**--**
	Minnesota	**NHL**	**14**	**1**	**1**	**2**	**2**	**7**	**0**	**0**	**0**	**6**	**16.7**	**13**	**1**	**0**	**1**	**14**
2014-15	**Buffalo**	**NHL**	**33**	**1**	**3**	**4**	**-9**	**40**	**0**	**1**	**0**	**31**	**3.2**	**--**	**--**	**--**	**--**	**--**
	NHL Totals		**405**	**21**	**44**	**65**	**-24**	**550**	**0**	**1**	**4**	**403**	**5.2**	**27**	**2**	**3**	**5**	**37**
	Buffalo Totals		**201**	**11**	**22**	**33**	**-24**	**293**	**0**	**1**	**1**	**204**	**5.4**	**10**	**1**	**2**	**3**	**16**

MATT MOULSON

Born: **November 1, 1983**, North York, ONT **6** ft **1** in **200** lbs **LEFT WING**

CAREER GAME HIGHLIGHTS

Goals:	4, 12/3/11 at DAL
Assists:	3, (2x). Most recent: 2/16/13 vs. NJD
Points:	4, (2x). Most recent: 2/16/13 vs. NJD (1+3)
Penalty Minutes:	10, 3/16/16 vs. MTL
Longest Point Streak:	8 games, 1/28/14 vs. WSH to 3/9/14 vs. STL (3+7)

CAREER TRANSACTIONS

Signed by Buffalo as an unrestricted free agent, July 1, 2014; Acquired by Minnesota from Buffalo with Cody McCormick in exchange for Torrey Mitchell, a second-round pick in the 2014 NHL Draft and a second-round pick in the 2016 NHL Draft, March 5, 2014; Acquired by Buffalo from NY Islanders with a first-round pick in the 2015 NHL Draft and a second-round pick in the 2015 NHL Draft in exchange for Thomas Vanek, October 27, 2013; Signed by NY Islanders as an unrestricted free agent, July 6, 2009; Signed by Los Angeles as an unrestricted free agent, September 1, 2006; Selected by Pittsburgh in the ninth round (263rd overall) of the 2003 NHL Draft.

SEASON STATS 2015-16

Recorded three points (1+2) vs. CBJ (10/12) • Had a three-game point streak (0+3) with assists in three straight games vs. CAR (11/27), at NSH (11/28) and at DET (12/1) • Played in his 500th NHL game vs. ARI (12/4) • Ended a 45-game goal drought by scoring his fifth goal of the season at OTT (2/16).

CAREER STATS

2014-15: Games missed due to injury: five; three – illness (12/20-12/23), two – illness (4/3-4/4) • Recorded an assist in his 400th NHL game vs. ANA (10/13) • Scored a goal vs. NYR (2/20) for his 300th career NHL point • Had three separate three-game point streaks (11/11-11/15, 2/19-2/22, 3/30-4/6) • Notched two assists and tied his career high with a plus-4 rating vs. VAN (2/26)… **2013-14:** Tallied more than 50 points (23+28) for the third time in his career • Recorded points in a career-best eight consecutive games (3+7; 1/28-3/9) surrounding his midseason trade to Minnesota • Led Sabres in goals (17) and points (36) at time of trade • Missed four games with an upper-body injury (2/1-2/6) • His first eight points with Sabres came in four two-point outings in seven-game span (10/28-11/12) • Scored twice in his Sabres debut vs. DAL (10/28)… **2014 Playoffs:** Scored a goal and led Wild with five shots in Game 5 at COL (4/26) • Missed last two games with lower body injury… **2012-13:** Led the Islanders in assists (29), placed second in points (44) and third in goals (15) during his fourth season with the team • Tied for seventh in the NHL and placed second on the team in power-play goals (8) • Had 13 multi-point games, including a four-point effort (1+3) that tied his career high vs. NJD (2/16) • Scored his 200th NHL point (assist) at BUF (2/23) • Had a five-game assist streak (3/9-3/19) • Appeared in his 300th NHL game vs. WSH (3/9) • Missed a game (flu) for the first time in his Islanders career and saw his consecutive games-played streak come to an end vs. TBL (4/6)… **2013 Playoffs:** Made his Stanley Cup Playoffs debut, scoring three points (2+1) in six games during the Eastern Conference Quarterfinals against Pittsburgh… **2011-12:** Established career highs in goals (36), assists (33) and points (69) in 82 games during his third season with the Islanders and sixth professional campaign • Ranked 10th in the NHL in goals • Eclipsed the 30-goal mark for the third-straight season, becoming the first Islander to do so since Ziggy Palffy (1995-96 to 1997-98) • Appeared in all 82 games for the third-straight year, extending his consecutive games-played streak to 246 • Finished second on the team in power-play scoring with 24 points (14+10) • Tied for third in the league with 14 power-play goals • Scored the first goal of the game an NHL-high 12 times and ranked second in the league with 23 road goals • Recorded 17 multi-point games, including one four-point effort and three three-point performances • Had a team-best five-game goal streak, scoring eight goals from 11/26-12/6 and a six-game point streak (8+3) from 11/26-12/8 • Netted his first career four-goal game at DAL (12/3) • Named the NHL's First Star of the Week (6+1) for the period ending 12/4 • Scored his 100th NHL goal at TBL (3/24)… **2010-11:** Recorded 53 points (31+22), marking his second-straight 30-goal season • Finished second on the team in goals and tied for second in points • Skated in all 82 games for the second-straight season • Tied for the team lead in power-play goals (9), tied for second in game-winning goals (3) and ranked second in shots (237) • Had 12 multi-point games, including a trio of three-point efforts • Recorded his first three-assist game vs. BUF (1/15) • Scored two goals against his brother-

MOULSON vs. NHL

TEAM	GP	G	A	P	PIM
Anaheim	15	3	7	10	4
Arizona	13	1	4	5	8
Boston	27	8	9	17	10
Buffalo	16	7	8	15	0
Calgary	9	6	1	7	4
Carolina	25	8	15	23	2
Chicago	9	1	3	4	2
Colorado	9	0	2	2	4
Columbus	15	2	5	7	0
Dallas	13	8	6	14	0
Detroit	16	5	5	10	4
Edmonton	9	2	4	6	2
Florida	26	6	5	11	4
Los Angeles	12	4	4	8	6
Minnesota	9	0	2	2	2
Montreal	26	10	6	16	12
Nashville	9	0	4	4	4
New Jersey	34	8	5	13	2
NY Islanders	7	5	1	6	2
NY Rangers	32	12	12	24	4
Ottawa	25	6	9	15	4
Philadelphia	32	4	9	13	6
Pittsburgh	33	8	9	17	4
San Jose	15	3	3	6	2
St. Louis	13	3	3	6	0
Tampa Bay	23	6	8	14	2
Toronto	28	16	9	25	6
Vancouver	10	4	3	7	0
Washington	23	5	7	12	2
Winnipeg	22	11	7	18	8
NHL Totals	555	162	175	337	110

MATT MOULSON

Born: **November 1, 1983**, North York, ONT **6** ft **1** in **200** lbs **LEFT WING**

CAREER STATS

in-law (J. Quick) vs. LAK (2/19) • Scored his second NHL hat trick vs. FLA (2/21) • Recorded his 100th NHL point at TOR (2/22), extending his point streak to four games (6+1)… **2009-10:** Led the team in goals (30) • Was one of three Islanders to play in all 82 games (Streit & Tavares) • Ranked 24th in the NHL and led the Islanders in game-winning goals (5) • Logged a four-game goal-scoring streak (10/12-10/21) • Recorded his first career hat trick at ATL (12/3); it was the first Islanders natural hat trick since Jason Blake (12/19/06 at NYR) • Played his 100th NHL game at ANA (3/19) • Reached the 30-goal mark for the first time in his career vs. PIT (4/11)… **2008-09:** Had one point (1+0) and two penalty minutes in seven games with Los Angeles • Led Manchester (AHL) in goals (21) and power-play goals (11) • Ranked third on Manchester in points and fourth with in assists • His lone goal for Los Angeles was the game-winner vs. ANA (10/14)… **2007-08:** Recorded nine points (5+4) and four penalty minutes in 22 games as a rookie with Los Angeles • Became the 16th player in Kings history to score in his NHL debut on at SJS (11/20) • Recorded his first NHL point (assist) vs. ANA (11/15) • Scored in consecutive games at PHI (1/29) and at NYI (1/31) • Was recalled from Manchester four times during the season • His 28 goals ranked second on Manchester, while his 14 power-play goals ranked third on the team… **2008 Playoffs:** Appeared in four Calder Cup Playoff games with Manchester, recording two goals and four penalty minutes… **2006-07:** Led Manchester with 77 games played, 25 goals and a plus-26 rating • Tied for the team lead with 57 points, 11 power-play goals and two shorthanded goals • Finished second on the club with 32 assists… **2007 Playoffs:** Recorded five points (2+3) in 16 postseason games with Manchester… **2005-06:** Appeared in 35 games as a senior and team captain at Cornell University and led his team with 18 goals and 38 points; it was the third consecutive season that he led Cornell in both categories • Also led his club with 11 power-play goals and four game-winning goals • Finished his four-year tenure at Cornell with 138 points (71+67) in 134 games… **2004-05:** Appeared in 34 games with Cornell and led the team with 22 goals and 42 points • His 20 assists ranked second on the team • Also led the club with 12 power-play goals and was tied for second with four game-winning goals… **2003-04:** Appeared in 32 games as a sophomore at Cornell and led the team with 18 goals and 35 points • His 17 assists ranked second on the team • Also led the club with four game-winning goals and was tied for first with six power-play goals… **2002-03:** Appeared in 33 games at Cornell as a freshman, notching 23 points (13+10) • His 13 goals were tied for second on the club, while his 23 points, 13 goals and four power-play goals led all Cornell freshmen… **2001-02:** Appeared in 42 games with Guelph of the Mid-Western Junior B Hockey League and notched 102 points (56+46) and 80 penalty minutes • His 56 goals and 102 points were both second-most in the league • Named MWJHL Co-MVP with Cambridge's Aran Myers.

CAREER STATS

			REGULAR SEASON											PLAYOFFS				
SEASON	**TEAM**	**LEAGUE**	**GP**	**G**	**A**	**P**	**+/-**	**PIM**	**PP**	**SH**	**GW**	**S**	**S%**	**GP**	**G**	**A**	**P**	**PIM**
2001-02	Guelph	OHA	42	56	46	102	–	80	–	–	–	–	–	–	–	–	–	–
2002-03	Cornell	ECAC	33	13	10	23	–	22	–	–	–	–	–	–	–	–	–	–
2003-04	Cornell	ECAC	32	18	17	35	–	37	–	–	–	–	–	–	–	–	–	–
2004-05	Cornell	ECAC	34	22	20	42	–	33	–	–	–	–	–	–	–	–	–	–
2005-06	Cornell	ECAC	35	18	20	38	–	14	–	–	–	–	–	–	–	–	–	–
2006-07	Manchester	AHL	77	25	32	57	26	23	11	2	1	–	–	16	2	3	5	8
2007-08	Manchester	AHL	57	28	28	56	5	29	14	0	–	–	–	4	2	0	2	4
	Los Angeles	**NHL**	**22**	**5**	**4**	**9**	**2**	**4**	**0**	**0**	**0**	**35**	**14.3**	**--**	**--**	**--**	**--**	**--**
2008-09	Manchester	AHL	54	21	26	47	3	35	11	1	1	–	–	–	–	–	–	–
	Los Angeles	**NHL**	**7**	**1**	**0**	**1**	**-4**	**2**	**0**	**0**	**1**	**6**	**16.7**	**--**	**--**	**--**	**--**	**--**
2009-10	**NY Islanders**	**NHL**	**82**	**30**	**18**	**48**	**-1**	**16**	**8**	**0**	**5**	**208**	**14.4**	**--**	**--**	**--**	**--**	**--**
2010-11	**NY Islanders**	**NHL**	**82**	**31**	**22**	**53**	**-10**	**24**	**9**	**0**	**3**	**237**	**13.1**	**--**	**--**	**--**	**--**	**--**
2011-12	**NY Islanders**	**NHL**	**82**	**36**	**33**	**69**	**1**	**6**	**14**	**0**	**5**	**219**	**16.4**	**--**	**--**	**--**	**--**	**--**
2012-13	**NY Islanders**	**NHL**	**47**	**15**	**29**	**44**	**-3**	**4**	**8**	**0**	**0**	**154**	**9.7**	**6**	**2**	**1**	**3**	**10**
2013-14	**Buffalo**	**NHL**	**44**	**11**	**18**	**29**	**-8**	**20**	**3**	**0**	**2**	**105**	**10.5**	**--**	**--**	**--**	**--**	**--**
	Minnesota	**NHL**	**20**	**6**	**7**	**13**	**7**	**8**	**1**	**0**	**3**	**43**	**14.0**	**10**	**1**	**2**	**3**	**4**
	NY Islanders	**NHL**	**11**	**6**	**3**	**9**	**3**	**6**	**5**	**0**	**0**	**28**	**21.4**	**--**	**--**	**--**	**--**	**--**
2014-15	**Buffalo**	**NHL**	**77**	**13**	**28**	**41**	**-11**	**4**	**3**	**0**	**2**	**156**	**8.3**	**--**	**--**	**--**	**--**	**--**
2015-16	**Buffalo**	**NHL**	**81**	**8**	**13**	**21**	**-5**	**16**	**2**	**0**	**1**	**111**	**7.2**	**--**	**--**	**--**	**--**	**--**
	NHL Totals		**555**	**162**	**175**	**337**	**-29**	**110**	**53**	**0**	**22**	**1,302**	**12.4**	**16**	**1**	**2**	**3**	**4**
	Buffalo Totals		**202**	**32**	**59**	**91**	**-24**	**40**	**8**	**0**	**5**	**372**	**8.6**	**--**	**--**	**--**	**--**	**--**

ANDERS NILSSON

31

Born: **March 19, 1990**, Lulea, SWE **6** ft **6** in **229** lbs **GOALTENDER**

CAREER GAME HIGHLIGHTS

Most Shots Faced:	51, 10/13/15 at DAL
Most Saves:	48, 10/13/15 at DAL
Most Saves in Shutout:	24, 3/4/12 vs. NJD
Longest Shutout Sequence:	131:08, 11/21/11 at PIT to 3/10/12 vs. NJD
Longest Winning Streak:	5 games, 12/2/15 vs. BOS to 12/11/15 vs. NYR

CAREER TRANSACTIONS

Acquired by Buffalo from St. Louis in exchange for a fifth-round pick in the 2017 NHL Draft, July 2, 2016; Acquired by St. Louis from Edmonton in exchange for Niklas Lundstrom and a fifth-round pick in the 2016 NHL Draft, Feb. 27, 2016; Acquired by Edmonton from Chicago in exchange for Liam Coughlin, July 6, 2015; Acquired by Chicago from NY Islanders with T.J. Brennan and Ville Pokka in exchange for Nick Leddy and Kent Simpson, Oct. 4, 2014; Selected by NY Islanders in the third round (62nd overall) of the 2009 NHL Draft.

SEASON STATS 2015-16

Appeared in a career-high 29 NHL games with Edmonton and St. Louis • Started in 24 of his 26 appearances for Edmonton, posting a career-high 10 wins • Set career highs in both shots faced (51) and saves (48) at DAL (10/13) • Started and won all five games in a five-game homestand from 12/2-12/11, posting a .927 SV% • Made three relief appearances for St. Louis • Played two games with Bakersfield (AHL), winning both games and posting a .935 SV%.

CAREER STATS

2014-15: Appeared in 38 games for Ak Bars Kazan, ranking second among KHL goaltenders with at least 20 games played in SV% (.936) and third in GAA (1.71) • Tied for fourth among all KHL goaltenders with five shutouts • Led all KHL goaltenders with a 1.54 GAA and six shutouts in 20 playoff games, posting a 13-7 postseason record… **2013-14:** Appeared in 19 games with the Islanders, including 17 starts • Posted wins in three straight games from 3/25-4/2 • Went 4-2-0 in his last six starts of the season, recording a .926 SV% in those games • Played in a career-high 29 games in his third AHL season with Bridgeport; won his final six games of the season to finish the year with a 12-14-2 record • Started nine of 10 games for Sweden to earn a bronze medal at the 2014 IIHF World Championship, posting a .938 SV% and a 1.54 GAA… **2012-13:** Missed 32 games due to illness • Stopped 25 shots for his lone shutout of the season vs. Manchester (11/17) • Won his first four starts of the season, allowing just seven goals (11/9-11/18) • Tied his AHL career high with 37 saves vs. Syracuse (12/9)… **2011-12:** Made his NHL debut with the Islanders, recording a 2.75 GAA and a .910 save percentage in four games • Appeared in his first NHL game vs. BOS (11/19), playing the final two periods in relief • Started his first NHL game at PIT (11/21) • Earned his first career NHL win with a 24-save shutout vs. NJD (3/4) • Led Bridgeport goalies in GAA (2.42) and SV% (.921) in 25 games during his first season in North America • With Bridgeport, posted wins in nine straight games from 1/13-2/20 • Made a season-high 37 saves on at Adirondack (1/21) • Named AHL Goaltender of the Month for February, posting a 6-0-1 record with a 1.26 GAA and .955 SV%… **2010-11:** Established career bests in GAA (1.92) and SV% (.918) in 31 games during his second full season with Lulea HF of the Swedish Elite League • Added a 1.96 GAA and a .931 SV% in 13 playoff games • Appeared on Team Sweden's roster at the 2011 IIHF World Championship in Slovakia… **2009-10:** Posted a 2.65 GAA with a .897 SV% in 27 games as a rookie with Lulea HF • Won a bronze medal as a member of Team Sweden at the 2010 IIHF World Junior Championship… **2008-09:** Led the Swedish Junior SuperElit (North) in GAA (2.05) and SV% (.927) in 37 games with Lulea HF Jr. • Made his professional debut with Lulea, playing 28 minutes of shutout hockey in one appearance.

NILSSON vs. NHL

TEAM	GP	W-L-OT	SO	GA	GAA	SV%
Anaheim	2	1-1-0	0	8	3.97	.882
Arizona	2	0-1-1	0	8	3.84	.846
Boston	2	1-0-0	0	5	2.88	.912
Buffalo	3	3-0-0	0	6	1.95	.944
Calgary	3	0-3-0	0	10	4.72	.851
Carolina	2	1-1-0	0	7	3.50	.870
Chicago	1	0-0-1	0	4	3.93	.852
Colorado	2	0-1-0	0	6	3.60	.878
Columbus	1	0-1-0	0	4	4.00	.879
Dallas	2	1-1-0	0	4	2.00	.957
Detroit	0	0-0-0	0	0	0.00	.000
Edmonton	0	0-0-0	0	0	0.00	.000
Florida	1	0-1-0	0	5	5.08	.853
Los Angeles	1	0-0-0	0	2	3.53	.895
Minnesota	1	0-1-0	0	6	6.00	.727
Montreal	1	0-0-0	0	1	3.00	.923
Nashville	0	0-0-0	0	0	0.00	.000
New Jersey	6	4-1-0	1	7	1.28	.952
NY Islanders	1	0-1-0	0	3	16.36	.700
NY Rangers	2	1-1-0	0	8	4.03	.852
Ottawa	2	1-1-0	0	4	2.02	.940
Philadelphia	3	2-0-0	0	6	2.25	.906
Pittsburgh	4	1-2-1	0	12	2.90	.917
San Jose	1	1-0-0	0	3	2.81	.893
St. Louis	1	0-1-0	0	5	5.00	.808
Tampa Bay	1	0-1-0	0	5	5.08	.833
Toronto	1	0-1-0	0	2	2.03	.920
Vancouver	1	1-0-0	0	1	0.97	.971
Washington	4	0-2-1	0	11	3.82	.874
Winnipeg	1	1-0-0	0	2	1.88	.947
NHL Totals	52	19-22-4	1	145	3.08	.900

ANDERS NILSSON

31

Born: **March 19, 1990**, Lulea, SWE **6** ft **6** in **229** lbs **GOALTENDER**

CAREER STATS

			REGULAR SEASON									PLAYOFFS							
SEASON	**TEAM**	**LEAGUE**	**GP**	**W**	**L**	**OT**	**SO**	**GA**	**SV%**	**GAA**	**MIN**	**GP**	**W**	**L**	**SO**	**GA**	**SV%**	**GAA**	**MIN**
2004-05	Lulea HF Jr.	Swe-Jr.	1	–	–	–	0	4	–	9.90	24	–	–	–	–	–	–	–	–
2007-08	Lulea HF Jr.	Swe-Jr.	16	–	–	–	2	31	–	2.07	898	1	–	–	0	6	–	6.00	60
	Lulea HF U18	Swe-U18	11	–	–	–	0	31	–	2.97	625	–	–	–	–	–	–	–	–
2008-09	Lulea HF Jr.	Swe-Jr.	37	–	–	–	4	75	–	2.05	2,199	6	–	–	1	14	–	2.35	357
	Lulea HF	Sweden	1	–	–	–	0	0	–	0.00	28	–	–	–	–	–	–	–	–
	Kalix Ungdoms	Sweden-3	1	–	–	–	0	3	–	3.05	59	–	–	–	–	–	–	–	–
2009-10	Lulea HF	Sweden	27	–	–	–	2	61	–	2.65	1,383	–	–	–	–	–	–	–	–
	Lulea HF Jr.	Swe-Jr.	4	–	–	–	0	12	–	2.95	244	–	–	–	–	–	–	–	–
	Sweden	WJC	1	0	1	0	0	3	–	3.00	60	–	–	–	–	–	–	–	–
2010-11	Lulea HF	Sweden	31	–	–	–	6	60	–	1.92	1,876	13	–	–	0	27	–	1.96	827
2011-12	Bridgeport	AHL	25	15	8	2	1	58	.921	2.42	1,441	–	–	–	–	–	–	–	–
	NY Islanders	NHL	4	1	2	0	1	10	.911	2.75	218	–	–	–	–	–	–	–	–
2012-13	Bridgeport	AHL	21	8	11	0	1	60	.899	2.98	1,208	–	–	–	–	–	–	–	–
2013-14	Bridgeport	AHL	29	12	14	2	2	79	.901	2.81	1,684	–	–	–	–	–	–	–	–
	NY Islanders	**NHL**	**19**	**8**	**7**	**2**	**0**	**57**	**.896**	**3.11**	**1,101**	**--**	**--**	**--**	**--**	**--**	**--**	**--**	**--**
	Sweden	WC	9	2	6	2	2	14	.938	1.54	545	–	–	–	–	–	–	–	–
2014-15	Kazan	KHL	38	20	9	0	5	64	.936	1.71	2,248	20	13	7	6	31	.935	1.54	1,207
	Sweden	WC	3	1	2	0	0	7	.899	2.73	154	–	–	–	–	–	–	–	–
2015-16	**Edmonton**	**NHL**	**26**	**10**	**12**	**2**	**0**	**74**	**.901**	**3.14**	**1,413**	**--**	**--**	**--**	**--**	**--**	**--**	**--**	**--**
	St. Louis	**NHL**	**3**	**0**	**1**	**0**	**0**	**4**	**.909**	**2.76**	**87**	**--**	**--**	**--**	**--**	**--**	**--**	**--**	**--**
	Bakersfield	AHL	2	2	0	0	0	4	.935	2.01	120	–	–	–	–	–	–	–	–
	NHL Totals		**52**	**19**	**22**	**4**	**1**	**145**	**.900**	**3.09**	**2,820**	**--**	**--**	**--**	**--**	**--**	**--**	**--**	**--**

KYLE OKPOSO

Born: **April 16, 1988**, St. Paul, MN **6** ft **0** in **218** lbs **RIGHT WING**

CAREER GAME HIGHLIGHTS

Goals: 4, 1/16/15 vs. PIT
Assists: 3, (4x). Most recent: 11/16/15 vs. ARI
Points: 4, (2x). Most recent: 2/7/16 vs. EDM (3+1)
Penalty Minutes: 16, 2/11/11 vs. PIT
Longest Point Streak: 8 games, (2x). Most recent: 12/17/13 vs. TBL to 1/2/14 vs. CHI (6+7)

CAREER TRANSACTIONS

Signed by Buffalo as an unrestricted free agent, July 1, 2016; Selected by NY Islanders in the first round (seventh overall) of the 2006 NHL Draft.

SEASON STATS 2015-16

Led the Islanders with a career-high 42 assists and finished second in points (64) • Led the team with 23 power-play points (7+16) • Finished second on the team in penalty minutes (51) and tied for third with four game-winning goals • Recorded 13 multi-point games • Recorded his 200th career assist vs. ARI (11/16) • Recorded a season-high 10 shots on goal at PIT (1/2) • Missed two games with a lower-body injury (12/19-12/21) • Recorded his second career hat trick vs. EDM (2/7) • Played in his 500th NHL game at CBJ (2/9) • Recorded a six-game point streak (1+7) from 11/12-11/25.

CAREER STATS

2014-15: Finished second among Islanders skaters points (51) and assists (33) • Missed 22 games from 1/27-3/9 due to a detached retina, which required surgery • Recorded 12 multi-point games • Scored three shootout-deciding goals • Opened the season with a four-game point streak (2+5) from 10/10-10/16 • Scored his 100th NHL goal at NYR (10/14) • Had a four-game point streak (1+3) from 10/21-10/28 • Appeared in his 400th NHL game on at COL (10/30) • Scored four goals for the first hat trick (and natural hat trick) of his career vs. PIT (1/16) • Recorded his 300th NHL point (assist) vs. MIN (3/24)… **2015 Playoffs:** Scored three points (2+1) during the Islanders' seven-game, first round series against Washington… **2013-14:** Led the Islanders in goals (27), game-winning goals (4), assists (42) and points (69), establishing new career highs in each category • Had 21 multi-point games • His 54 even-strength points and 32 even-strength assists each ranked 10th in the NHL • Finished second on the team in power-play goals (five) and third in power-play points (15) • Went 2-for-3 in the shootout, with two shootout-deciding goals • Recorded multi-point performances in three straight games from 10/17-10/22 (2+4) • Had a five-game point/assist streak (3+5) from 10/17-10/26 • Had three straight multi-point games from 11/2-11/5 (1+6) • Had consecutive three-point games for the first time in his career on 12/29 at MIN and 12/31 at BOS • Matched his career high with an eight-game point streak (6+7) from 12/17-1/2 • Missed his first game since Nov. 19, 2011 due to the birth of his first child on 1/6 (had played in 156 straight) • Had a six-game point streak (4+7) from 1/18-1/27 • Named the NHL's Second Star on 3/17 • Suffered a lower-body injury on 3/25 at CAR and missed the final 10 games of the season… **2012-13:** Was one of eight Islanders to appear in all 48 games • Recorded four multi-point games, including a three-point effort (1+2) vs. TOR (2/28) • Recorded his 100th career assist vs. MTL (3/5) • Recorded two assists in his 300th career game vs. OTT (3/19) • Had a four-game point streak (0+6) from 4/16-4/23… **2013 Playoffs:** Made his Stanley Cup Playoffs debut, tying for the team lead with three goals and adding one assist in six games during the Islanders' Eastern Conference Quarterfinals series against Pittsburgh • Recorded his first career fighting major and scored the game-winning goal in Game 2 on at PIT (5/3)… **2011-12:** Served as an alternate captain • Recorded 45 points (24+21) to finish sixth on the team in scoring • Scored six power-play points (3+3) • 21 of his 23 goals came after 12/1 • Had eight multi-point games, including one three-point contest (2+1) on vs. PHI (11/23) • Broke the 20-goal mark for the first time in his career vs. PIT (3/29) • Had a five-game goal streak from 3/24-3/31 (6+1), tying for the team's longest goal streak of the season • Finished the season with nine goals in the final nine games… **2010-11:** Suffered a shoulder injury, which required surgery, during training camp and began the season on injured reserve; was limited to 38 games due the injury • Made his season debut after missing 44 games vs. WSH (1/20) • Had a three-point night (2+1) to reach 100 career points at ATL (2/1) • Scored the shootout game-deciding goal at MTL (2/10) • Posted a three-assist night at BUF (2/13)… **2009-10:** Named an alternate captain for the first time in his third season with the Islanders • Finished second on the team in scoring with 52 points (19+33) • Scored

OKPOSO vs. NHL

TEAM	GP	G	A	P	PIM
Anaheim	8	5	3	8	0
Arizona	8	3	5	8	12
Boston	23	4	18	22	8
Buffalo	24	3	14	17	16
Calgary	8	1	6	7	18
Carolina	27	7	11	18	6
Chicago	10	4	3	7	4
Colorado	9	2	1	3	6
Columbus	15	6	5	11	4
Dallas	8	6	3	9	4
Detroit	11	4	3	7	2
Edmonton	8	5	3	8	4
Florida	23	5	7	12	18
Los Angeles	11	0	4	4	8
Minnesota	12	3	5	8	12
Montreal	21	4	6	10	10
Nashville	7	2	4	6	0
New Jersey	38	8	12	20	16
NY Islanders	0	0	0	0	0
NY Rangers	37	9	12	21	32
Ottawa	23	3	10	13	10
Philadelphia	37	9	13	22	21
Pittsburgh	39	14	17	31	32
San Jose	9	4	8	12	4
St. Louis	11	3	6	9	2
Tampa Bay	23	5	13	18	17
Toronto	25	5	10	15	18
Vancouver	7	0	8	8	2
Washington	25	8	10	18	14
Winnipeg	22	7	10	17	10
NHL Totals	529	139	230	369	310

KYLE ORPOSO

Born: **April 16, 1988**, St. Paul, MN **6** ft **0** in **218** lbs **RIGHT WING**

CAREER STATS

two overtime goals, tying for the team lead • Established then-career highs in games played (80), assists, points, game-winning goals (4), shots (249) and time on ice (20:32) • Played in his 100th NHL game at NJD (11/28) • Started the season on a six-game point streak (1+5) from 10/3-10/17 • Missed one game at WSH (11/11) with swine flu; returned two nights later to score the overtime goal at CAR (11/13) • Recorded two assists in three straight games from 12/8-12/12 • Scored a season-high three points (1+2), including an overtime goal, at NYR (12/26) • Went on a four-game goal-scoring streak (4+0) from (1/6-1/12) • Finished the season on a three-game point streak (2+3) • Was the 2010 recipient of the Bob Nystrom Award, given annually to the Islander who best exemplifies leadership, hustle and dedication… **2008-09:** Led the Islanders in goals (18) and ranked second on the team in points (39), power-play goals (9) and shots on goal (165) in his second season with the Islanders and first full NHL campaign • Led the Islanders and all NHL rookies in takeaways (76) • Among NHL rookies, ranked ninth in goals, tied for eighth in points, tied for second in power-play goals, tied for seventh in power-play points (13), tied for second in game-winning goals and ranked fourth in shots • Recorded his first multi-goal game, including the game-winner, at ATL (1/28) • Posted two four-game goal streaks: 1/19-1/31 (5+0) and 3/7-3/12 (4+0) • Recorded two five-game point streaks: 12/26-1/2 (2+5) and 1/19-2/3 (5+1) • Recorded points in a career-high eight straight games from 3/7-3/21 (5+5)… **2007-08:** Made his NHL debut vs. TOR (3/18) and played the final nine games of the season with the Islanders, recording two goals and three assists for five points • Scored his first NHL goal (M. Brodeur/game-winner) at NJD (3/21) and also recorded his first NHL point (assist) in the same game • Recorded a goal and four assists in his first weekend with Bridgeport (three games) • Recorded seven goals and four assists for 11 points in 18 games with the University of Minnesota (Western Collegiate Hockey Association)… **2006-07:** Named to the All-WCHA Second Team and WCHA All-Rookie Team • Finished second on the team with 40 points and 19 goals • Tied for eighth in the WCHA and third among conference freshmen in points… **2005-06:** Played with the Des Moines Buccaneers of the United States Hockey League; ranked second on the team and sixth in the league with 58 points (27+31) in 50 games • Finished second on the team in goals and tied for second in assists • Helped lead Des Moines to the Clark Cup as Tier I Junior A National Champions • Led the league in playoff scoring with 16 points (5+11) in 11 games • Named the Clark Cup Playoff MVP • Named a USHL First-Team All-Star and earned USHL Rookie of the Year honors… **2004-05:** Helped lead Shattuck-St. Mary's to the USA Hockey Youth Tier I 18 & Under National Championship • Ranked third on the team in goals (47) and points (92) and fourth in assists (45)… **2003-04:** Skated in 71 games for Shattuck-St. Mary's and totaled 99 points.

CAREER STATS

			REGULAR SEASON											PLAYOFFS				
SEASON	**TEAM**	**LEAGUE**	**GP**	**G**	**A**	**P**	**+/-**	**PIM**	**PP**	**SH**	**GW**	**S**	**S%**	**GP**	**G**	**A**	**P**	**PIM**
2004-05	Shattuck-St. Mary's	Minn.HS	65	47	45	92	–	72	–	–	–	–	–	–	–	–	–	–
	United States	WHC-17	5	2	2	4	–	2	–	–	–	–	–	–	–	–	–	–
2005-06	Des Moines	USHL	50	27	31	58	28	56	4	4	8	–	–	11	5	11	16	8
2006-07	U. of Minnesota	WCHA	40	19	21	40	–	34	6	1	3	–	–	–	–	–	–	–
	United States	WJC	7	0	1	1	-1	12	–	–	–	–	–	–	–	–	–	–
2007-08	Bridgeport	AHL	35	9	19	28	0	12	4	0	2	–	–	–	–	–	–	–
	U. of Minnesota	WCHA	18	7	4	11	–	6	4	0	1	–	–	–	–	–	–	–
	NY Islanders	**NHL**	**9**	**2**	**3**	**5**	**3**	**2**	**1**	**0**	**1**	**15**	**13.3**	**--**	**--**	**--**	**--**	**--**
	United States	WJC	6	1	5	6	2	2	0	0	0	–	–	–	–	–	–	–
2008-09	**NY Islanders**	**NHL**	**65**	**18**	**21**	**39**	**-6**	**36**	**9**	**0**	**3**	**165**	**10.9**	**--**	**--**	**--**	**--**	**--**
	United States	WC	9	2	3	5	3	10	–	–	–	–	–	–	–	–	–	–
	Bridgeport	AHL	–	–	–	–	–	–	–	–	–	–	–	2	1	0	1	2
2009-10	**NY Islanders**	**NHL**	**80**	**19**	**33**	**52**	**-22**	**34**	**4**	**0**	**4**	**249**	**7.6**	**--**	**--**	**--**	**--**	**--**
	United States	WC	6	1	2	3	2	0	–	–	–	–	–	–	–	–	–	–
2010-11	**NY Islanders**	**NHL**	**38**	**5**	**15**	**20**	**3**	**40**	**0**	**0**	**2**	**72**	**6.9**	**--**	**--**	**--**	**--**	**--**
2011-12	**NY Islanders**	**NHL**	**79**	**24**	**21**	**45**	**-15**	**46**	**3**	**0**	**2**	**152**	**15.8**	**--**	**--**	**--**	**--**	**--**
	United States	WC	8	2	1	3	2	0	0	0	0	–	–	–	–	–	–	–
2012-13	**NY Islanders**	**NHL**	**48**	**4**	**20**	**24**	**-2**	**38**	**0**	**0**	**0**	**101**	**4.0**	**6**	**3**	**1**	**4**	**5**
2013-14	**NY Islanders**	**NHL**	**71**	**27**	**42**	**69**	**-9**	**51**	**5**	**0**	**4**	**195**	**13.8**	**--**	**--**	**--**	**--**	**--**
2014-15	**NY Islanders**	**NHL**	**60**	**18**	**33**	**51**	**-8**	**12**	**6**	**0**	**2**	**195**	**9.2**	**7**	**2**	**1**	**3**	**2**
2015-16	**NY Islanders**	**NHL**	**79**	**22**	**42**	**64**	**-4**	**51**	**7**	**0**	**4**	**202**	**10.9**	**11**	**2**	**6**	**8**	**4**
	NHL Totals		**529**	**139**	**230**	**369**	**-60**	**310**	**35**	**0**	**22**	**1,346**	**10.3**	**24**	**7**	**8**	**15**	**11**

RYAN O'REILLY

Born: **Feb. 7, 1991**, Clinton, ON **6** ft **1** in **210** lbs **CENTER**

CAREER GAME HIGHLIGHTS

Goals:	2, (6x). Most recent: 4/2/16 at NYR
Assists:	3, (4x). Most recent: 2/25/12 at DET
Points:	3, (6x). Most recent: 3/25/15 at EDM (1+2)
Penalty Minutes:	4, (3x). Most recent: 1/2/12 at LAK
Longest Point Streak:	8 games, (2x). Most recent: 11/28/15 at NSH to 12/14/15 at DET (4+7)

CAREER TRANSACTIONS

Acquired by Buffalo from Colorado with Jamie McGinn in exchange for Nikita Zadorov, Mikhail Grigorenko, J.T. Compher and a second-round pick in the 2015 NHL Draft, June 26, 2015; Selected by Colorado in the second round (33rd overall) of the 2009 NHL Draft.

SEASON STATS 2015-16

Games missed due to injury: 11 – lower body (2/21-3/12) • Named an NHL All-Star for the first time in his career • Set a new career high with his 39 assists on the season • Led all NHL forwards in time on ice per game (21:44) and finished the season with the highest average career ice time by a Sabres forward • Led all Sabres with 60 points (21+39) • Tied for team lead with 12 multi-point games • Ranked third in the NHL with 1,024 faceoff wins • Became the 13th Sabres player to record at least 60 points in his first season with the team and the first since Pat LaFontaine (1991-92) • Recorded his first goal and assist as a Sabre vs. CBJ (10/12) • Had a five-game point streak (3+7) from 10/23-10/30 • Matched his career high with goals in three straight games from 11/14-11/19 • Tied a career high with an eight-game point streak, tallying 11 points (4+7) in that span (11/28-12/14) • Scored his 100th career goal (and the 100th overtime goal in franchise history) with his overtime winner vs. LAK (12/12) • With his assist, he and brother Cal became the first pair of siblings in Sabres history to combine on a goal (3/31 vs. TOR) • Notched the 300th point of his career with a shorthanded goal at PIT (3/29) • Won gold as an alternate captain for Canada at the 2016 IIHF World Championship in Russia.

CAREER STATS

2014-15: Appeared in all 82 games for the Avalanche for the first time in his career • Tied for the league lead with 98 takeaways, marking his third time leading the NHL in that category • Led Colorado skaters in faceoff percentage (53.3%) and shorthanded points (1+1) • Ranked first among Avalanche forwards and 14th among NHL forwards in average ice time (19:43) • Recorded his 200th NHL point (assist) vs. TOR (11/6) • Scored his fifth career overtime goal vs. PHI (12/31) • Appeared in his 400th NHL game vs. NYR (2/12) • Won a career-high 20 faceoffs vs. LAK (2/18), going 20-for-26 (76.9%) • Tied his career high with a three-game goal streak from 3/14-3/20 • Had a career-best eight-game point streak (5+8) from 3/14-3/30 • Scored his fourth career shorthanded goal at ANA (3/20) • Equaled his career best with three points (1+2) at EDM (3/25) • Named the NHL's Third Star of the Week for 3/23-3/29 after leading the league with eight points (1+7) in four games • Led the team with 17 points (5+12) in March, his personal high for a single month • Won a gold medal with Team Canada at the 2015 IIHF World Championship in the Czech Republic, tallying 11 points (2+9) in 10 games... **2013-14:** Was the recipient of the Lady Byng Memorial Trophy for "sportsmanship and gentlemanly conduct combined with a high standard of playing ability" • Became only the second player in franchise history to win the Lady Byng Trophy, joining Joe Sakic (2001) • Led the team with a career-high 28 goals, the most by an Avalanche player since 2009-10 (Chris Stewart, 28) • Also led the club in power-play goals (9) and game-winners (6-tied) and ranked first among Avalanche forwards in ice time (19:49) • Finished third on the team with a career-high 64 points • Had a team-high 22 points (9+13) on the power play • Was called for just one minor penalty all season, joining Butch Goring (1977-78, Los Angeles) as the only players ever to receive two or fewer PIM over 80 or more games • Led the NHL with 83 takeaways, the second time in his career that he's paced the league in that category (2011-12); it also marked the fourth time in his career that he's led the team in takeaways (each of his four full seasons) • Scored his third career overtime goal at PHX (11/21) • Had a goal and an assist in his 300th career game at LAK (12/21) • Missed two games (1/8-1/10) due to a shoulder injury • Tied his career high with two goals at MIN (1/11), his first multi-goal game since 12/4/11 vs. DET • Recorded his 100th career assist vs. BUF (2/1) • Tallied his second overtime goal of the season and fourth of his career at NJD (2/3) • Scored 20 seconds into the first period at WPG (3/19), the fastest goal to begin a game by an Avalanche player in 2013-14 • Committed his only penalty of the season (playing with a broken stick) in his 72nd game vs. SJS (3/29); that snapped a streak of 74 consecutive games without a penalty dating back to 4/23/13, the longest such streak by an NHL forward since Kyle Wellwood went 159 straight without an infraction from 2006-2009 • Logged a career-high

O'REILLY vs. NHL

TEAM	GP	G	A	P	PIM
Anaheim	19	6	6	12	2
Arizona	21	6	8	14	6
Boston	10	4	4	8	4
Buffalo	7	2	6	8	2
Calgary	27	3	15	18	6
Carolina	10	2	3	5	0
Chicago	27	10	11	21	2
Colorado	2	0	3	3	0
Columbus	20	5	7	12	6
Dallas	26	3	10	13	2
Detroit	24	4	10	14	6
Edmonton	27	8	10	18	2
Florida	12	5	8	13	0
Los Angeles	20	5	6	11	6
Minnesota	30	6	7	13	2
Montreal	11	4	7	11	0
Nashville	24	6	7	13	4
New Jersey	11	5	4	9	0
NY Islanders	10	1	2	3	2
NY Rangers	10	2	4	6	2
Ottawa	10	2	7	9	0
Philadelphia	10	3	6	9	2
Pittsburgh	10	2	4	6	2
San Jose	20	3	8	11	6
St. Louis	23	6	9	15	2
Tampa Bay	12	3	3	6	6
Toronto	10	2	5	7	0
Vancouver	28	0	11	11	0
Washington	10	0	2	2	0
Winnipeg	17	3	2	5	0
NHL Totals	498	111	195	306	72

RYAN O'REILLY

Born: **Feb. 7, 1991**, Clinton, ON **6** ft **1** in **210** lbs **CENTER**

CAREER STATS

26:10 of ice time vs. PIT (4/6)… **2013 Playoffs:** Finished third on the Avalanche in postseason scoring with six points (2+4) in seven playoff contests • Tied for the team lead with a plus-3 rating • Notched his first career playoff multi-point game with two assists in Game 6 at MIN (4/28)… **2012-13:** Ranked 23rd in the NHL in faceoff percentage (52.8%) • Scored three power-play goals, tied for second on the club • Despite missing the first five weeks of the season, still finished fourth among Colorado skaters in assists and tied for fifth in points • Made his season debut at CBJ (3/3) • Logged a career-high nine shots vs. CHI (3/8) • Tallied three points (1+2) and was plus-4 in eight games at 2013 IIHF World Championship in Stockholm and Helsinki • Led the entire tournament by winning 75 percent of his faceoffs (24-for-32)… **2011-12:** Was Colorado's leading scorer with 55 points (18+37) in 81 games • Led all NHL players with 101 takeaways, which set a new team record • Paced the Avalanche in assists and ranked first among Colorado forwards in ice time (19:31) • Named the NHL's Second Star of the Week for 11/28-12/4 • Appeared in his 200th NHL game at NSH (1/12), becoming the youngest player in franchise history to do so (20 years, 339 days) • Scored his first career overtime goal vs. FLA (1/18) • Missed his only game of the year vs. MIN (1/24) due to illness • Scored with two seconds left in overtime (4:58) vs. CAR (2/10) • Surpassed the 100-point mark for his career with three assists at DET (2/25) • Collected four points (2+2) and was a plus-3 in seven games at the 2012 IIHF World Championship… **2010-11:** Led Colorado in takeaways for the second straight year with 72 • Had just five goals in his first 56 games but scored eight in his final 18 contests • Recorded his first career three-point game (0+3) at CGY (10/28) • Appeared in his 100th NHL game vs. NYR (11/19) • Suffered a shoulder injury at MIN (1/14), forcing him to miss seven games from 1/8-2/5… **2009-10:** Tied for the team lead with 81 games played as a rookie • Was the first non-first-round draft pick to immediately make the NHL in his post-draft year since 2003-04 (Dan Fritsche, Patrice Bergeron) • Led the Avalanche in takeaways (69) and ranked first among Colorado forwards in blocked shots (53-tied) • Made his NHL debut in the season opener vs. SJS (10/1), recording his first NHL point (assist); at 18 years, 236 days, he became the youngest player in Avalanche history at the time • Scored his first NHL goal, a game-winner, at MTL (10/15) • Had a seven-game point streak (2+7) from 10/12-10/24, the longest point streak by an NHL rookie in 2009-10 • Recorded his first career multi-goal game vs. CHI (11/6) • Scored two shorthanded goals vs. CBJ (2/2); became the first NHL rookie to score two shorthanded goals in one game since Jordan Staal (PIT) on 10/21/06 • Missed only one game during the year, vs. STL (2/8), with a foot injury • Signed a three-year, entry-level contract prior to the season (9/21)… **2009 Playoffs:** Appeared in all six postseason games for Colorado, tallying one goal • Made his Stanley Cup Playoffs debut in Game 1 of the WCQF at SJS (4/14) • Scored the winning goal 51 seconds into overtime for his first career playoff goal in Game 3 vs. SJS (4/18); it was the quickest overtime goal by an Avalanche player in the Stanley Cup Playoffs since Joe Sakic (0:24) on 5/21/01… **2008-09:** Recorded 66 points (16+50) in 68 games while serving as alternate captain for the Erie Otters (OHL) • Led the club in assists and shared the team lead in points • Tied for third in the league with four shorthanded goals • Added five assists in five playoff contests • Participated in the 2009 OHL All-Star Classic and the CHL Top Prospects Game • Represented the OHL at the 2008 Canada-Russia Challenge • Voted the "Best Penalty Killer" and finished second in the "Best on Faceoffs" category in the OHL Western Conference Coaches Poll • Served as captain for Team Canada at the 2009 IIHF World Under-18 Championship, totaling five points (2+3) in six games… **2007-08:** Was the first overall selection in the 2007 OHL Priority Draft • Recorded 52 points (19+33) in 61 games in his first year with Erie • Served as captain of Team Ontario at the 2008 World Under-17 Hockey Challenge, posting six assists in six games to lead his squad to the gold medal • Won a gold medal with Team Canada at the 2008 Under-18 Ivan Hlinka tournament in Slovakia.

CAREER STATS

			REGULAR SEASON											PLAYOFFS				
SEASON	**TEAM**	**LEAGUE**	**GP**	**G**	**A**	**P**	**+/-**	**PIM**	**PP**	**SH**	**GW**	**S**	**S%**	**GP**	**G**	**A**	**P**	**PIM**
2006-07	Toronto	GTHL	50	31	43	74	–	–	–	–	–	–	–	–	–	–	–	–
2007-08	Erie	OHL	61	19	33	52	-18	14	6	3	0	–	–	–	–	–	–	–
2008-09	Erie	OHL	68	16	50	66	1	26	5	4	3	–	–	5	0	5	5	2
	Canada	WJ18	6	2	3	5	–	0	–	–	–	–	–	–	–	–	–	–
2009-10	**Colorado**	**NHL**	**81**	**8**	**18**	**26**	**4**	**18**	**0**	**2**	**2**	**135**	**5.9**	**6**	**1**	**0**	**1**	**2**
2010-11	**Colorado**	**NHL**	**74**	**13**	**13**	**26**	**-7**	**16**	**2**	**1**	**0**	**119**	**10.9**	**--**	**--**	**--**	**--**	**--**
2011-12	**Colorado**	**NHL**	**81**	**18**	**37**	**55**	**-1**	**12**	**4**	**0**	**3**	**189**	**9.5**	**--**	**--**	**--**	**--**	**--**
	Canada	WC	7	2	2	4	3	4	0	0	0	–	–	–	–	–	–	–
2012-13	**Colorado**	**NHL**	**29**	**6**	**14**	**20**	**-3**	**4**	**3**	**0**	**0**	**66**	**9.1**	**--**	**--**	**--**	**--**	**--**
	Metallurg	KHL	12	5	5	10	–	2	–	–	–	–	–	–	–	–	–	–
	Canada	WC	8	1	2	3	4	0	0	0	0	–	–	–	–	–	–	–
2013-14	**Colorado**	**NHL**	**80**	**28**	**36**	**64**	**-1**	**2**	**9**	**0**	**6**	**201**	**13.9**	**7**	**2**	**4**	**6**	**0**
2014-15	**Colorado**	**NHL**	**82**	**17**	**38**	**55**	**-5**	**12**	**2**	**1**	**1**	**171**	**9.9**	**--**	**--**	**--**	**--**	**--**
2015-16	**Buffalo**	**NHL**	**71**	**21**	**39**	**60**	**-16**	**8**	**8**	**1**	**2**	**157**	**13.4**	**--**	**--**	**--**	**--**	**--**
	Canada	WC	10	2	6	8	9	2	0	1	0	18	11.1	–	–	–	–	–
	NHL Totals		**498**	**111**	**195**	**306**	**-29**	**72**	**28**	**5**	**14**	**1,038**	**10.7**	**13**	**3**	**4**	**7**	**2**
	Buffalo Totals		**71**	**21**	**39**	**60**	**-16**	**8**	**8**	**1**	**2**	**157**	**13.4**	**--**	**--**	**--**	**--**	**--**

SAM REINHART

Born: **Nov. 6, 1995**, West Vancouver, BC **6** ft **1** in **193** lbs **CENTER**

CAREER GAME HIGHLIGHTS

Goals:	3, 1/10/16 at WPG
Assists:	2, 3/7/16 at TOR
Points:	3, 1/10/16 at WPG (3+0)
Penalty Minutes:	2, (5x). Most recent: 1/16/16 vs. WSH
Longest Point Streak:	3 games, (3x). Most recent: 3/22/16 at CAR to 3/28/16 at DET (2+2)

CAREER TRANSACTIONS

Selected by Buffalo in the first round (second overall) of the 2014 NHL Draft.

SEASON STATS 2015-16

Games missed due to injury: 3 – upper body (1/22-1/26) • His 23 goals were the eighth-most by a rookie in Sabres franchise history and tied for third-most among all NHL rookies in 2015-16 • Ranked second among all Sabres skaters in goals (23) and third in points (42) • Led all regular Sabres forwards in CF%/SAT% • Sabres were 6-1-0 when he recorded a multi-point game • Scored his first NHL goal at TBL (10/17) • Had the first multi-goal game of his career (2+0) at NSH (11/28) • Scored his first career hat trick with three goals at WPG (1/10), becoming the first Sabres rookie to record a hat trick since Jason Pominville vs. LAK (1/14/06) • Scored six goals in a nine-game span from 2/4-2/21, including a career-best three-game goal streak from 2/4 vs. BOS to 2/9 vs. FLA (4+0) • Won gold with Canada at the 2016 IIHF World Championship in Russia, recording four assists in 10 games.

CAREER STATS

2014-15: Logged 13:37 of ice time in his first NHL game vs. CBJ (10/9); became the third-youngest player (18 years, 338 days) ever to dress for the Sabres on opening day • Recorded his first NHL point with an assist at SJS (10/25) • Notched two assists in his AHL debut vs. Utica (4/17) • Had an assist at Adirondack (4/19) • Named a WHL Second Team All-Star • Scored the game-winning goal for Team Canada in the gold medal game at the 2015 World Junior Championship • Tied for the tournament lead in both goals (5) and points (11) at the 2015 World Junior Championship • Named to the tournament All-Star Team at the 2015 World Junior Championship • Led the Kootenay Ice (WHL) in points per game (1.38)… **2013-14:** Tied for fourth in the WHL in scoring with 105 points and ranked second with 69 assists • Awarded the CHL Sportsman of the Year • Was named WHL Player of the Year • Won the WHL Sportsmanlike Player of the Year award • Led the Kootenay Ice and finished tied for fourth in the WHL with 105 points (36+69) in 60 games • Named captain of the Kootenay Ice (WHL) • Selected as a WHL First-Team All-Star… **2012-13:** Was named a WHL Second-Team All-Star after leading Kootenay with 85 points (35+50) in 72 games in his second full WHL season… **2011-12:** Finished his first full WHL season with 62 points (28+34) and only two penalty minutes in 67 games • Won the WHL Rookie of the Year Award… **2010-11:** Won the WHL Championship as a member of the Kootenay Ice.

REINHART vs. NHL

TEAM	GP	G	A	P	PIM
Anaheim	4	0	1	1	2
Arizona	2	1	0	1	0
Boston	5	2	0	2	0
Buffalo	0	0	0	0	0
Calgary	2	0	1	1	2
Carolina	4	0	2	2	0
Chicago	3	0	1	1	0
Colorado	2	1	1	2	0
Columbus	4	2	0	2	0
Dallas	2	0	0	0	2
Detroit	4	2	1	3	0
Edmonton	2	0	1	1	0
Florida	5	3	0	3	0
Los Angeles	2	0	0	0	0
Minnesota	2	0	1	1	0
Montreal	5	0	1	1	0
Nashville	2	2	0	2	2
New Jersey	3	0	1	1	0
NY Islanders	3	1	1	2	0
NY Rangers	2	1	0	1	0
Ottawa	3	1	1	2	0
Philadelphia	3	0	0	0	0
Pittsburgh	3	0	0	0	0
San Jose	3	0	2	2	0
St. Louis	2	1	0	1	0
Tampa Bay	4	1	1	2	0
Toronto	5	0	2	2	0
Vancouver	2	1	0	1	0
Washington	3	0	1	1	2
Winnipeg	2	4	1	5	0
NHL Totals	88	23	20	43	10

SAM REINHART

23

Born: **Nov. 6, 1995**, West Vancouver, BC **6** ft **1** in **193** lbs **CENTER**

CAREER STATS

			REGULAR SEASON											PLAYOFFS				
SEASON	**TEAM**	**LEAGUE**	**GP**	**G**	**A**	**P**	**+/-**	**PIM**	**PP**	**SH**	**GW**	**S**	**S%**	**GP**	**G**	**A**	**P**	**PIM**
2010-11	Vancouver	BCMML	34	38	40	78	–	6	–	–	–	–	–	–	–	–	–	–
	Kootenay	WHL	4	2	0	2	4	0	0	0	1	–	–	1	0	0	0	0
2011-12	Kootenay	WHL	67	28	34	62	16	2	6	0	5	–	–	4	1	1	2	0
	Canada	WJ18	7	2	4	6	1	0	–	–	–	–	–	–	–	–	–	–
2012-13	Kootenay	WHL	72	35	50	85	8	22	9	2	7	–	–	5	0	1	1	4
	Canada	WJ18	7	3	4	7	7	2	–	–	–	–	–	–	–	–	–	–
2013-14	Kootenay	WHL	60	36	69	105	24	11	12	2	6	–	–	13	6	17	23	2
	Canada	WJC	7	2	3	5	5	0	1	0	0	8	25.0	–	–	–	–	–
2014-15	Kootenay	WHL	47	19	46	65	6	20	7	1	2	–	–	7	6	3	9	8
	Buffalo	**NHL**	**9**	**0**	**1**	**1**	**-1**	**2**	**0**	**0**	**0**	**3**	**0.0**	**--**	**--**	**--**	**--**	**--**
	Canada	WJC	7	5	6	11	13	6	1	0	3	20	25.0	–	–	–	–	–
	Rochester	AHL	3	0	3	3	0	0	0	0	0	5	0.0	–	–	–	–	–
2015-16	**Buffalo**	**NHL**	**79**	**23**	**19**	**42**	**-8**	**8**	**8**	**0**	**3**	**165**	**13.9**	**--**	**--**	**--**	**--**	**--**
	Canada	WC	10	0	4	4	3	0	0	0	0	7	0.0	–	–	–	–	–
	NHL Totals		**9**	**0**	**1**	**1**	**-1**	**2**	**0**	**0**	**0**	**3**	**0.0**	**--**	**--**	**--**	**--**	**--**
	Buffalo Totals		**9**	**0**	**1**	**1**	**-1**	**2**	**0**	**0**	**0**	**3**	**0.0**	**--**	**--**	**--**	**--**	**--**

RASMUS RISTOLAINEN

55

Born: **Oct. 27, 1994**, Turku, FIN **6** ft **4** in **203** lbs **DEFENSEMAN**

CAREER GAME HIGHLIGHTS



Goals:	3, 12/10/15 at CGY
Assists:	3, (2x). Most recent: 12/1/15 at DET
Points:	3, (3x). Most recent: 12/10/15 at CGY (3+0)
Penalty Minutes:	10, 1/18/16 at ARI
Longest Point Streak:	4 games, (2x). Most recent: 11/7/15 vs. VAN to 11/14/15 vs. SJS (3+3)

CAREER TRANSACTIONS

Selected by Buffalo in the first round (eighth overall) of the 2013 NHL Draft.

SEASON STATS 2015-16

Registered career-high totals in goals (9), assists (32) and points (41), ranking third among all Sabres in assists and fourth in points • Ranked 10th in the NHL with an average ice time of 25:16 per game; only Alexei Zhitnik (four times) has averaged more minutes per game in a full season with the Sabres • Ranked third among all Sabres and ninth among all NHL defensemen with 202 shots, becoming the first Sabres defenseman to record 200 shots in a season since Phil Housley (1989-90) • Became the first Sabres defenseman to record 19 points in a 20-game span (11/7-12/17) since Garry Galley (2/21/96-4/3/96) • Recorded his first career multi-goal game (2+0), including his first career game-winner with 16.8 seconds left in regulation, vs. VAN (11/7); it was the Sabres' latest regulation game-winning goal since Mike Grier scored at 19:55 of the third period on 3/11/06 at PHI • Tied his career high with a four-game point streak (3+3) from 11/7 vs. VAN to 11/14 vs. SJS • Registered the first hat trick of his career at CGY (12/10), becoming the sixth Sabres defenseman to record a hat trick and the first since Phil Housley (1/22/88 vs. NYR); he also became one of only two Sabres defenseman to score three goals in a single period, joining Jerry Korab (11/19/78 vs. MNS) • Became the youngest NHL defenseman to score a hat trick (21 years, 44 days) since Hannu Virta (19 years, 362 days) did so for the Sabres on 3/19/83 at MTL • Was assessed a high-sticking penalty vs. CHI (12/19) that snapped a 43-game penalty-free stretch that began on 3/21/15 • Recorded two assists in a career-high 30:15 of ice time at ARI (1/18).

CAREER STATS

2014-15: Games missed due to injury: three; two – illness (12/29-12/31), one – flu (4/1) • Led the team in ice time in 12 games, averaging 20:36 for the season • Scored his first goal of the season at MIN (11/13) • Scored his second goal of the season and was named the game's third star vs. OTT (12/15) • Scored a power-play goal and skated a team-high 26:46 of ice time at BOS (12/21) • Set a new career high with 28:36 of ice time vs. NYR (3/14) • Scored a power-play goal and had 28:23 TOI at BOS (3/17) • Had two points (1+1) and finished with a plus-1 rating at COL (3/28) • Tallied a career-high three assists vs. CHI (4/3) • Recorded points in a career-best four straight games from 3/26-4/3 (3+4)... **2013-14:** Made his NHL debut vs. DET (10/2) • Scored his first NHL goal in the second period at FLA (10/25) • Played 34 games for the Sabres and registered four points (2+2) • Scored the gold medal-clinching goal for Finland at the 2014 World Junior Championship • Scored three goals and was a plus-1 for Finland at World Juniors • Played in 34 regular-season games for Rochester and recorded 20 points (6+14) • His 20 points ranked third among Amerks defensemen • Scored his first two AHL goals at Hamilton (11/27) • Recorded back-to-back two-point games (2+2) on 11/27 and 11/29 • Had a goal in two straight games (2/8-2/14) • Had two assists in five Amerks playoff games... **2012-13:** Appeared in 52 games for his hometown TPS Turku (SM-liiga), recording a career-high 15 points (3+12) • Led all TPS defensemen in scoring and finished seventh on the team in points • Earned 21:40 TOI per game, the most of any TPS blueliner • Joined the TPS U-20 team for the playoffs and had three points (2+1) and a plus-5 rating in five games • Had six points (4+2) in six games for Finland at the World Junior Championship... **2011-12:** Enjoyed a productive rookie campaign with TPS Turku; immediately earned a full-time roster spot out of camp and appeared in 40 professional games, notching eight points (3+5) • Averaged 16:33 TOI per game, including over 20 minutes in the first eight games of the season • Was held pointless in two postseason contests for Turku • Skated in eight games with TPS' U-20 team, finishing with four assists and a plus-4 rating • Played in seven games for Finland at the World Junior Championship and assisted on three goals while earning a plus-1 rating... **2010-11:** Played in one game with TPS Turku, making his SM-liiga debut as a 16-year-old and seeing 6:41 TOI • Spent much of the season with the TPS U-20 team, where he collected 12 assists and 30 penalty minutes in 27 games • Took the TPS U-18 squad to the SM-liiga Finals, tallying eight points (5+3) in 13 playoff appearances.

RISTOLAINEN VS. NHL

TEAM	GP	G	A	P	PIM
Anaheim	6	0	1	1	0
Arizona	4	2	3	5	10
Boston	9	2	0	2	2
Buffalo	0	0	0	0	0
Calgary	5	4	0	4	0
Carolina	6	0	1	1	0
Chicago	5	0	3	3	6
Colorado	4	1	1	2	0
Columbus	7	1	2	3	4
Dallas	5	0	0	0	0
Detroit	11	0	6	6	6
Edmonton	5	1	1	2	0
Florida	10	1	4	5	2
Los Angeles	6	0	1	1	0
Minnesota	4	2	1	3	2
Montréal	10	0	3	3	0
Nashville	5	1	1	2	0
New Jersey	7	0	1	1	2
NY Islanders	9	0	2	2	0
NY Rangers	8	0	0	0	2
Ottawa	8	1	1	2	11
Philadelphia	7	0	3	3	0
Pittsburgh	7	0	3	3	2
San Jose	5	0	2	2	4
St. Louis	5	0	1	1	0
Tampa Bay	11	1	1	2	4
Toronto	9	0	0	0	4
Vancouver	6	2	0	2	2
Washington	6	0	2	2	0
Winnipeg	4	0	2	2	2
NHL Totals	194	19	46	65	65

RASMUS RISTOLAINEN

55

Born: **Oct. 27, 1994**, Turku, FIN **6** ft **4** in **203** lbs **DEFENSEMAN**

CAREER STATS

			REGULAR SEASON											PLAYOFFS				
SEASON	**TEAM**	**LEAGUE**	**GP**	**G**	**A**	**P**	**+/-**	**PIM**	**PP**	**SH**	**GW**	**S**	**S%**	**GP**	**G**	**A**	**P**	**PIM**
2009-10	TPS U18	FIN-U18	32	3	7	10	–	28	–	–	–	–	–	3	1	0	1	4
	TPS Jr.	FIN-Jr.	5	1	1	2	–	0	–	–	–	–	–	–	–	–	–	–
2010-11	TPS Jr.	FIN-Jr.	27	0	12	12	–	30	–	–	–	–	–	–	–	–	–	–
	TPS U18	FIN-U18	2	1	2	3	–	0	–	–	–	–	–	13	5	3	8	8
	TPS	SM-liiga	1	0	0	0	–	0	–	–	–	–	–	–	–	–	–	–
2011-12	TPS	SM-liiga	40	3	5	8	–	78	–	–	–	–	–	2	0	0	0	0
	TPS Jr.	FIN-Jr.	8	0	4	4	–	6	–	–	–	–	–	–	–	–	–	–
2012-13	TPS	SM-liiga	52	3	12	15	–	32	–	–	–	–	–	5	2	1	3	2
2013-14	Rochester	AHL	34	6	14	20	-2	22	4	1	0	66	9.1	5	0	2	2	2
	Buffalo	**NHL**	**34**	**2**	**2**	**4**	**-15**	**6**	**0**	**0**	**0**	**52**	**3.8**	--	--	--	--	--
	Finland	WJC	5	3	0	3	1	8	0	0	1	15	–	–	–	–	–	–
2014-15	**Buffalo**	**NHL**	**78**	**8**	**12**	**20**	**-32**	**26**	**4**	**0**	**0**	**121**	**6.6**	--	--	--	--	--
2015-16	**Buffalo**	**NHL**	**82**	**9**	**32**	**41**	**-21**	**33**	**4**	**0**	**1**	**202**	**4.5**	--	--	--	--	--
	NHL Totals		**194**	**19**	**46**	**65**	**-68**	**65**	**8**	**0**	**1**	**375**	**5.1**	--	--	--	--	--
	Buffalo Totals		**194**	**19**	**46**	**65**	**-68**	**65**	**8**	**0**	**1**	**375**	**5.1**	--	--	--	--	--

BRADY **AUSTIN** DEFENSE

Born: **June 16, 1993** in Bobcaygeon, ON **6** ft **4** in. **230** lbs.
Shoots: **Left** Last Amateur Club: **London (OHL)**
Acquired: **Selected by Buffalo in the seventh round (193rd overall) of the 2012 NHL Draft.**

CAREER STATS

2015-16: Set AHL career highs in goals (2), points (11) and penalty minutes (37) in 72 games with the Rochester Americans; matched a career high with nine assists • Missed four games (11/14-11/20) due to injury • Named alternate captain on 3/4 • Recorded the first three-point game of his career (0+3) at Syracuse (3/12) • Tallied two assists vs. Grand Rapids (4/3) • One of three Amerks to post a team-high six shots at Toronto (4/17)… **2014-15:** Appeared in 66 games with Rochester (AHL) in his first professional season • Made his AHL debut vs. Adirondack (10/10) • Recorded his first AHL point vs. Toronto (11/14) • Scored his first AHL goal at Utica (2/11); the shorthanded tally also proved to be the game-winner • Notched the first multi-point game of his career (0+2) vs. Syracuse (2/25) • Played in one game with Elmira (ECHL)… **2013-14:** Recorded career highs in all offensive categories, including goals (9), assists (24) and points (33) • Tallied five points (1+4) in seven games with Belleville to begin the season • Traded to London (10/9) and finished the campaign ranked second among Knights defensemen in scoring • Ranked sixth in the OHL with a career-best plus-51 rating • Scored four of his nine goals on the power play • Posted a five-game point streak (2+4) from 2/7-2/14, including goals in back-to-back games • Notched a season-high three assists at Ottawa (11/14) • Opened the season on a four-game point streak (1+4) from 9/20-9/28 • Scored a goal and added an assist in his season debut at Ottawa (9/20) • Made his Knights postseason debut in Game 1 of London's first-round series against Windsor (3/21); tallied three points on one goal and two assists in four playoff contests… **2012-13:** Topped his career high with eight goals • Notched three power-play goals and one shorthanded tally • Ended the campaign with four points (3+1) over the last five games, including a three-game scoring streak from 3/8-3/11… **2011-12:** Set career highs in assists (20), points (26), penalty minutes (59) and gamed played (68) • His 26 points were second-most among Belleville defensemen and ranked him 10th on the team in scoring • Registered five multi-point outings • Recorded his first-career multi-goal game at Kingston (3/16) • Opened the season with an assist in each of his first three games • Appeared in six OHL playoff contests, netting his first career playoff goal… **2010-11:** One of five Erie defensemen to have a plus-10 or better rating • Assisted on two goals vs. Kitchener (3/12) and at Windsor (12/31) • Appeared in seven playoff games with the Otters… **2009-10:** Ranked second on the team in scoring among rookie defensemen • Logged a career-high three assists vs. Peterborough (2/13) • Scored his first OHL goal as part of a two-goal game against Niagara (11/6) • Recorded his first OHL point with an assist at Sault Ste. Marie (9/19) • Made his OHL debut at Sudbury (9/18).

CAREER STATS

			REGULAR SEASON											PLAYOFFS				
SEASON	TEAM	LEAGUE	GP	G	A	P	+/-	PIM	PP	SH	GW	S	S%	GP	G	A	P	PIM
2008-09	Central Ontario	Minor-ON	60	25	27	52	–	72	–	–	–	–	–	–	–	–	–	–
2009-10	Erie	OHL	64	5	10	15	5	24	0	0	–	–	–	4	0	0	0	0
2010-11	Erie	OHL	59	1	12	13	10	47	0	0	–	–	–	7	0	0	0	0
2011-12	Belleville	OHL	68	6	20	26	-1	59	0	0	–	–	–	6	1	0	1	0
2012-13	Belleville	OHL	64	8	15	23	16	22	3	1	–	–	–	17	0	5	5	6
2013-14	Belleville	OHL	7	1	4	5	2	6	0	0	0	–	–	–	–	–	–	–
	London	OHL	60	8	20	28	49	36	4	0	1	–	–	4	1	2	3	2
2014-15	Rochester	AHL	66	1	9	10	-16	31	0	1	1	88	1.1	–	–	–	–	–
	Elmira	ECHL	1	0	0	0	0	0	0	0	0	1	0	–	–	–	–	–
2015-16	Rochester	AHL	72	2	9	11	-2	37	0	0	0	106	1.9	–	–	–	–	–

JUSTIN **BAILEY** RIGHT WING

Born: **July1, 1995** in Williamsville, NY **6** ft **3** in. **214** lbs.
Shoots: **Right** Last Amateur Club: **Sault Ste. Marie (OHL)**
Acquired: **Selected in the second round (52nd overall) of the 2013 NHL Draft.**

CAREER STATS

2015-16: Appeared in eight NHL games during three recalls to the Sabres • Recorded seven shots and logged 11:54 of ice time in his NHL debut at PHI (2/11), becoming the fifth Buffalo native ever to play for the Sabres; becoming the first Sabres player to post seven shots in his debut since Alexander Mogilny • Enjoyed a breakout year with the Rochester Americans, recording 45 points (20+25) in 70 AHL appearances • Ranked third on the team and finished 12th in scoring among AHL rookies • Ranked fourth among all AHL rookies with 186 shots on goal • Compiled eight multi-point games, including four multi-goal outings • Made his professional debut vs. Lake Erie (10/9), logging 11:21 of ice time • Recorded his first professional point (assist) vs. Utica (10/10) • Scored his first professional goal at Portland (10/31) • Notched the first multi-goal game of his career (2+0) at Bridgeport (1/2) • Tallied the first three-point night of his career (2+1) at Binghamton (2/6) • Recorded three assists at Syracuse (2/20) • Totaled eight points (2+6) over a season-best, five-game point streak from 2/20-3/12 • Factored in on all three Rochester goals, (2+1) at Binghamton (3/19) • Matched his season-best, five-game point streak (4+4) from 3/16-3/25 • Scored his 20th goal of the season vs. Lake Erie (4/9), becoming the first Amerks rookie to reach the 20-goal mark since Drew Stafford scored 22 goals in 34 games during 2006-07… **2014-15:** Established career-highs in all offensive categories over a combined 57 regular-season appearances • Led Kitchener with 22 goals and 41 points at the time of his trade to Sault Ste. Marie • Opened the season on a nine-game point streak (9/26-10/21), recording 14 points (8+6) • Named the Pioneer Energy OHL Player of the Week for period ending 11/16 after leading the league in scoring with seven points (4+3) in three games • Was a point-per-game player during the postseason, recording 14 points (7+7) in 14 playoff contests as Sault Ste. Marie advanced to the Western Conference Finals… **2013-14:** Tied for the Rangers team lead in goals (25) and finished second in points (43) • Registered his first career hat trick and added an assist vs. Guelph (2/4) • Posted a three-game goal-scoring streak (4+0) from 12/15-12/28… **2012-13:** Ranked fourth on the team in goals (17) and sixth in points (36) while finishing 12th in league scoring among rookies • Posted a career-high plus-22 rating, good for second on the team • Made his OHL debut at Mississauga (9/21) • Scored his first career goal as part of a two-goal game vs. Kingston (10/21) • Recorded a season-high four points (2+2) vs. Erie (2/3) • Added three points (1+2) in 10 postseason appearances with Kitchener.

CAREER STATS

			REGULAR SEASON											PLAYOFFS				
SEASON	TEAM	LEAGUE	GP	G	A	P	+/-	PIM	PP	SH	GW	S	S%	GP	G	A	P	PIM
2010-11	Buffalo	T1EHL	12	4	1	5	–	0	–	–	–	–	–	–	–	–	–	–
	Buffalo	Minor-NY	10	5	12	17	–	12	–	–	–	–	–	–	–	–	–	–
2011-12	Long Island	AYHL	22	21	13	34	–	52	–	–	–	–	–	–	–	–	–	–
	Indiana	USHL	2	1	0	1	0	0	0	0	0	5	20.0	–	–	–	–	–
2012-13	Kitchener	OHL	57	17	19	36	22	34	1	0	2	–	–	10	1	2	3	4
2013-14	Kitchener	OHL	54	25	18	43	-12	20	5	0	1	–	–	–	–	–	–	–
2014-15	Kitchener	OHL	35	22	19	41	-11	32	7	2	1	–	–	–	–	–	–	–
	Sault Ste. Marie	OHL	22	12	16	28	17	12	3	1	3	–	–	14	7	7	14	6
2015-16	Rochester	AHL	70	20	25	45	-7	16	4	0	3	186	10.8	–	–	–	–	–
	Buffalo	**NHL**	**8**	**0**	**0**	**0**	**-2**	**2**	**0**	**0**	**0**	**22**	**0.0**	--	--	--	--	--
	NHL Totals		**8**	**0**	**0**	**0**	**-2**	**2**	**0**	**0**	**0**	**22**	**0.0**	--	--	--	--	--
	Buffalo Totals		**8**	**0**	**0**	**0**	**-2**	**2**	**0**	**0**	**0**	**22**	**0.0**	--	--	--	--	--

NICHOLAS **BAPTISTE** RIGHT WING

Born: **Aug. 4, 1995** in Ottawa, ON **6** ft **1** in. **206** lbs.
Shoots: **Right** Last Amateur Club: **Erie (OHL)**
Acquired: **Selected in the third round (69th overall) of the 2013 NHL Draft.**

CAREER STATS

2015-16: Amassed 28 points (13+15) in 62 games during his rookie season with the Rochester Americans (AHL) • Ranked third in scoring among Amerks rookies • Missed 12 games (1/10-2/6) due to injury • Recorded his first professional point (assist) in his AHL debut vs. Lake Erie (10/9) • Scored his first professional goal and added an assist for the first multi-point game of his career vs. Syracuse (10/25) • Collected two assists at Binghamton (11/28) and at Lake Erie (2/25) • Scored a goal in back-to-back games at Syracuse (3/12) and vs. Binghamton (3/13) • Notched two points (1+1) vs. Lake Erie (4/9)… **2014-15:** Traded midseason to Erie, where he finished the season fifth on the team in scoring, averaging 1.21 points per game • Tied for fourth in the league with 16 power-play goals • Recorded 17 multi-point outings during the regular season, nine of which included three points or more • Began the season with 11 points (6+5) in 12 games for Sudbury • Tallied 12 points (4+8) during a six-game point streak from 12/9-1/2 • Posted a seven-game point streak (1/23-2/7) in which he tallied 10 points (5+5) • Assembled a season-best eight-game point streak (9+10) from 2/16-3/7 • Recorded a season-high four points (1+3) twice in a span of four games (3/4 vs. Barrie and 2/25 vs. Guelph) • Ranked sixth in the OHL in postseason scoring with 23 points (12+11) in 20 playoff contests during Erie's run to the J. Ross Robertson Cup Finals • Ranked fourth overall with 12 playoff goals, including a league-best six power-play tallies… **2013-14:** Set career-highs in goals (45), assists (44), points (89) and penalty minutes (59) in 65 games with Sudbury • Led the team in goals and points and ranked second in assists • Tied for fourth in the OHL in goals and finished 12th overall in points • Ranked second on the team and 16th in the league with 12 power-play goals • Led Sudbury with three shorthanded goals • Compiled a team-high 28 multi-point outings, including two four-point games and a pair of hat tricks • Was twice held scoreless in three straight games, his longest stretch without a point all season • Opened the campaign on a six-game point streak (8+4) from 9/21-10/5 • Recorded his first career hat trick vs. Peterborough (10/4) • Collected a four-point (1+3) night at Barrie (10/5) • Posted his second six-game point streak (4+6) from 10/13-10/27 • Scored twice and added a pair of assists at Barrie on 1/30 • Registered his second hat trick of the season at Niagara (2/16) • Closed out the regular season with a season-best seven-game point streak (6+6), scoring in six of Sudbury's final seven games • Added five points (1+4) in as many playoff contests to lead the Wolves in postseason scoring… **2012-13:** Ranked third among Sudbury skaters in goals (21), assists (27) and points (48) • Ranked second among Sudbury skaters with 10 power-play goals • Had a four-game point streak (3+3) from 12/6-12/14 • Collected his first multi-goal game (2+0) vs. Kitchener (1/20) • Had a four-game assist streak (0+4) from 2/18-2/24 • Added four points (3+1) in nine OHL playoff games • Earned a gold medal with Team Canada at the 2013 U-18 World Junior Championship in Sochi, Russia; finished the tournament with eight points (3+5)… **2011-12:** Ranked second among Sudbury rookies and finished ninth on the team with 27 points (8+19) • Made his OHL debut vs. Mississauga (9/23) • Recorded his first OHL points (1+1) vs. Kingston (10/15) • Tallied a season-high three points (1+2) vs. Sault St. Marie (2/8) • Appeared in four playoff games.

CAREER STATS

			REGULAR SEASON											PLAYOFFS				
SEASON	TEAM	LEAGUE	GP	G	A	P	+/-	PIM	PP	SH	GW	S	S%	GP	G	A	P	PIM
2011-12	Sudbury	OHL	64	8	19	27	-7	42	0	0		–	–	4	0	0	0	2
2012-13	Sudbury	OHL	66	21	27	48	-1	44	10	0		–	–	9	3	1	4	6
	Canada	WJ18	7	3	5	8	6	4	1	0	0	13	23.1	–	–	–	–	–
2013-14	Sudbury	OHL	65	45	44	89	20	59	12	3	4	–	–	5	1	4	5	8
2014-15	Sudbury	OHL	12	6	5	11	-7	8	3	0	0	–	–	–	–	–	–	–
	Erie	OHL	41	26	27	53	16	18	13	1	2	–	–	20	12	11	23	10
2015-16	Rochester	AHL	62	13	15	28	-3	30	1	0	1	92	14.1	–	–	–	–	–

ERIK **BURGDOERFER** DEFENSE

Born: **Dec. 11, 1988** in East Setauket, NY **6** ft **1** in. **207** lbs.
Shoots: **Right** Last Amateur Club: **R.P.I. (NCAA - ECAC)**
Acquired: **Signed by Buffalo as a free agent, July 21, 2016.**

CAREER STATS

2015-16: Posted AHL career highs in goals (6), assists (14) and points (20) • Anchored a Hershey defense that allowed the fourth-fewest shots per game (27.86) during the regular season • Ranked fifth in scoring among team defensemen while appearing in all but two games for the Bears • Scored his first goal of the season and added an assist at Wilkes-Barre/Scranton (11/28) • Notched three assists vs. Utica (1/10) • Had two-point (1+1) nights at St. John's (3/13) and at Lehigh Valley (3/23) • Appeared in all 21 postseason contests during Hershey's run to the Calder Cup Finals, recording four assists and 18 penalty minutes... **2014-15:** Skated in three ECHL games for the South Carolina Stingrays to begin the campaign before earning his first full-time AHL call-up to Hershey • Registered an assist in his Hershey debut at Worcester (11/1) • Scored his first goal as a Bear and vs. Wilkes-Barre/Scranton (1/3) • Added one assist in 10 playoff appearances with the Bears... **2013-14:** Joined the Oklahoma City Barons (AHL) for three games, recording one assist and four penalty minutes • Amassed an ECHL career-high 22 points (11+11) assists in 67 games for the Bakersfield Condors • Finished third in scoring among Condors defensemen while serving as an alternate captain • Took a team-high eight shots vs. San Francisco (11/26) • Had a season-best three-game assist streak from 11/27-12/6 • Scored twice vs. Utah (12/14), including once on a penalty shot • Made his AHL debut at San Antonio (1/3) • Registered his first career AHL point (assist) vs. San Antonio (1/4) • Collected three points (1+2) during a three-game point streak (1/18-1/24) • Netted a pair of goals, including the game-winner, vs. Alaska (2/17) • Totaled four goals during a three-game goal-scoring streak (2/17-2/25) • Led Bakersfield to an appearance in the Western Conference Finals after contributing six points (1+5) and appearing in all 16 postseason games... **2012-13:** Scored four goals and added a career-high 17 assists in 71 games for Bakersfield • His 21 points tied for the team lead among defensemen and tied for seventh overall • Tallied two assists vs. San Francisco (11/20) and at Utah (1/19) • Scored two goals on a team-high six shots vs. Utah (3/15) • Posted a three-game point streak (2+2) from 3/13-3/17... **2011-12:** Recorded his second straight 16-point season for Bakersfield to rank third in scoring among team defensemen • Scored his first goal of the season at Utah (10/21) • Picked up assists in back-to-back games at Ontario (1/16) and at Utah (1/19) • Had a three-game assist streak (0+3) from 3/10-3/16... **2010-11:** Appeared in a team-high 68 games for Bakersfield while helping the Condors to a first-place finish atop the Pacific Division • Ranked first among all rookie defensemen in scoring with 16 points (2+14) • His two goals on the season were both part of two-point nights and both game-winners • Recorded his first two points, as well as the first multi-point effort of his career, with two assists at Utah (10/22) • Scored his first professional goal and added an assist vs. Ontario (12/11) • Totaled four points (1+3) during a three-game point streak (1/30-2/5)... **2009-10:** Skated in three games with Bakersfield following the completion of his collegiate career at R.P.I. (ECAC) • Appeared in all 39 games for RPI • Named an ECAC Hockey All-Academic honoree • Notched two assists in 22 ECAC contests • Had assists in the first two games of the season vs. Massachusetts (10/8) and vs. No. 16 New Hampshire (10/10) • Netted his only goal of the season vs. Boston University (12/11) • Collected an assist in the first-round playoff series vs. Brown (3/7) • Made his professional debut at Las Vegas (3/12)... **2008-09:** Finished his junior season at R.P.I. with five points (3+2) and a team-high 106 penalty minutes in 35 games • Recorded two goals and one assist in 19 ECAC contests • Registered a season-high three points (2+1) at No. 7 Princeton (1/10) • Notched an assist in Game 1 of the ECAC Hockey first-round series at Dartmouth (3/6)... **2007-08:** Played in 32 games as a sophomore, earning five points (2+3) • Totaled three points (2+1) and 33 penalty minutes in 19 league contests • Tallied two points (1+1) vs. St. Lawrence (2/22)... **2006-07:** Completed his rookie campaign at R.P.I. with two points (1+1) in 23 appearances for the Engineers • Was the co-recipient of the team's Most Improved Player Award • Named an ECAC Hockey League Weekly Honor Roll player for period ending 1/15 • Recorded his first collegiate point (assist) at Brown (1/27) • Scored his first collegiate goal vs. Brown (2/23)... **2005-06:** Totaled 16 points (6+10) in 45 games for the New York Apple Core (EJHL) • Tied for first among team defensemen in goals and ranked second in points, earning All-EJHL honors.

CAREER STATS

			REGULAR SEASON											PLAYOFFS				
SEASON	TEAM	LEAGUE	GP	G	A	P	+/-	PIM	PP	SH	GW	S	S%	GP	G	A	P	PIM
2005-06	New York	EJHL	45	6	10	16	–	60	–	–	–	–	–	–	–	–	–	–
2006-07	R.P.I.	ECAC	23	1	1	2	-2	32	–	–	–	–	–	–	–	–	–	–
2007-08	R.P.I.	ECAC	32	2	3	5	5	47	–	–	–	–	–	–	–	–	–	–
2008-09	R.P.I.	ECAC	35	3	2	5	-4	108	–	–	–	–	–	–	–	–	–	–
2009-10	R.P.I.	ECAC	39	1	6	7	-1	51	–	–	–	–	–	–	–	–	–	–
	Bakersfield	ECHL	3	0	0	0	-2	10	0	0	0	2	0.0	–	–	–	–	–
2010-11	Bakersfield	ECHL	68	2	14	16	20	50	0	0	2	97	2.1	4	1	0	1	2
2011-12	Bakersfield	ECHL	60	5	11	16	-3	91	1	0	0	120	4.2	–	–	–	–	–
2012-13	Bakersfield	ECHL	71	4	17	21	-18	67	1	0	0	121	3.3	–	–	–	–	–
2013-14	Bakersfield	ECHL	67	11	11	22	15	70	3	1	2	100	11.0	16	1	5	6	7
	Oklahoma City	AHL	3	0	1	1	0	4	0	0	0	2	0.0	–	–	–	–	–
2014-15	Hershey	AHL	58	1	6	7	8	58	0	0	0	48	2.1	10	0	1	1	2
	South Carolina	ECHL	3	0	0	0	0	2	0	0	0	3	0.0	–	–	–	–	–
2015-16	Hershey	AHL	74	6	14	20	10	59	0	0	0	71	8.5	21	0	4	4	18

WILLIAM **CARRIER** LEFT WING

Born: **Dec. 20, 1994** in LaSalle, QC **6** ft **2** in. **212** lbs.
Shoots: **Left** Last Amateur Club: **Drummondville (QMJHL)**
Acquired: **Acquired by Buffalo from St. Louis with Chris Stewart, Jaroslav Halak, a first-round pick in the 2015 NHL Draft and a third-round pick in the 2016 NHL Draft in exchange for Ryan Miller and Steve Ott, February 28, 2014.**

CAREER STATS

2015-16: Registered career highs in all offensive categories, including goals (13), assists (17) and points (30), in 56 games with the Rochester Americans (AHL) • Finished sixth on the team in scoring despite missing the last 12 games (3/25-4/17) of the season due to injury • Missed six games (10/10-10/25) due to injury • Recorded a team-high three points (1+2) and was plus-3 at Portland (10/31) • Finished with a goal and a team-high five shots vs. Syracuse (11/25) • Set up two goals, including the game-winner, and was +2 in a 4-1 over Albany on 12/19 • Missed the game at Binghamton (1/16) due to injury • Had a three-game assist streak (0+3) from 1/22-1/27 • Appeared in his 100th professional game at Utica (1/30) • Tallied three points (1+2) at Syracuse (2/5) • Notched his second straight multi-point game (0+2) at Binghamton (2/6) • Posted the first multi-goal game of his career (2+0) vs. Wilkes-Barre/Scranton (2/21) • Tallied his third straight multi-point effort with two points (1+1) at Toronto (2/27) • Scored two goals, including the game-winner, vs. Toronto (3/5) • Had a three-game point streak (3+1) from 3/5-3/12… **2014-15:** Appeared in 66 games with Rochester (AHL) in his first professional season • Ranked second among Amerks rookies with 21 points (7+14) • Logged six multi-point games • Registered two assists in his professional debut vs. Adirondack (10/10) • Scored his first professional goal in his second AHL game vs. Hamilton (10/11) • Missed two games (11/21-11/22) due to injury • Missed the last 10 games of the season (3/29-4/19) due to injury… **2013-14:** Finished third among Drummondville skaters in scoring and placed fourth on the team with 22 goals, reaching the 20-goal mark for the second time in three years • Tied for 14th in the league with six game-winning goals and ranked 19th with 43 assists, matching a career-best • Scored a career-high nine power-play tallies while averaging .98 points per game • Posted a team-high 15 multi-point outings • Posted three straight multi-point efforts from 2/19-2/23, recording six points (2+4) • Tallied three assists in one period at Saint John (12/7), tying a Cape Breton franchise record • Posted a six-game point streak from 10/23-11/2, notching 10 points (3+7) • Registered a season-high four points (1+3) against Sherbrooke (10/30) • Was a point-per-game player during the playoffs, recording four points (1+3) in four postseason appearances with Drummondville • Scored a goal in his postseason debut for the Voltigeurs in Game 1 of Drummondville's first-round series against Victoriaville (3/21)… **2012-13:** Ranked second among Cape Breton skaters in points and assists and finished third with 16 goals, including four on the power play • Notched four assists against Saint John (11/16) • Posted a career-best 11-game point streak (8+11) from 10/21-11/18 • Recorded four points (1+3) against Sherbrooke (10/17) • Logged a 10-game point streak from 9/21-10/10 to open the season, during which he recorded 17 points (6+11) and six multi-point outings… **2011-12:** Enjoyed his most productive season with Cape Breton, setting career-highs in goals (27), assists (43), points (70), penalty minutes (65) and games played (66) • Finished second on the team in all offensive categories while leading the Screaming Eagles with eight power-play tallies • Compiled 16 multi-point efforts, including five three-point games • Had a six-game point streak (2+7) from 3/1-3/14 • Registered his first-career hat trick, tying a franchise record with three power-play goals at Gatineau (2/9) • Strung together six consecutive multi-point outings from 1/13-2/2, totaling 13 points (5+8) • Had a season-best seven-game point streak (5+6) from 10/30-11/20 • Added a team-best six points (3+3) in four playoff contests for Cape Breton, including a goal in each of his first three appearances • Scored the third-fastest goal from the start of a period in franchise history when he beat Saint John goaltender Mathieu Corbeil just 22 seconds into the second period of Game 3 on 3/27 • Won a bronze medal with Team Canada at the 2012 IIHF U-18 World Championship in the Czech Republic… **2010-11:** Finished second in scoring among team rookies and led the group with 104 shots on goal • Notched his first multi-point game with a goal and an assist at Baie-Comeau (12/3) • Had a three-game goal-scoring streak (3+0) from 11/12-11/18 • Scored his first career goal in his QMJHL debut at Halifax (9/10).

CAREER STATS

			REGULAR SEASON											PLAYOFFS				
SEASON	**TEAM**	**LEAGUE**	**GP**	**G**	**A**	**P**	**+/-**	**PIM**	**PP**	**SH**	**GW**	**S**	**S%**	**GP**	**G**	**A**	**P**	**PIM**
2009-10	Lac St-Louis	QAAA	3	0	0	0	–	2	–	–	–	–	–	–	–	–	–	–
2010-11	Cape Breton	QMJHL	61	8	4	12	-28	54	1	0	2	104	7.7	4	0	0	0	2
2011-12	Cape Breton	QMJHL	66	27	43	70	-10	65	8	0	4	198	13.6	4	3	3	6	4
2012-13	Cape Breton	QMJHL	34	16	26	42	-14	41	4	0	2	137	11.7	–	–	–	–	–
2013-14	Cape Breton	QMJHL	39	12	29	41	-3	42	3	0	2	140	8.6	–	–	–	–	–
	Drummondville	QMJHL	27	10	14	24	2	45	6	0	4	114	8.8	4	1	3	4	6
2014-15	Rochester	AHL	63	7	14	21	1	38	0	0	0	80	8.8	–	–	–	–	–
2015-16	Rochester	AHL	56	13	17	30	14	48	0	0	2	123	10.6	–	–	–	–	–

DANIEL **CATENACCI** LEFT WING

Born: **March 9, 1993** in Newmarket, ON **5** ft **10** in. **196** lbs.
Shoots: **Left** Last Amateur Club: **Owen Sound (OHL)**
Acquired: **Selected by Buffalo in the third round (77th overall) of the 2011 NHL Draft.**

CAREER STATS

2015-16: Made his NHL debut with the Sabres, posting seven shots in 11 NHL games during three recalls • Completed his third full season with the Rochester Americans (AHL), recording 24 points (12+12) in 50 games • Suspended by the AHL on 10/23 as a result of his actions in the game at Utica (10/21) • Missed two games (10/31-11/1) due to injury • Missed three games (12/26-12/30) due to injury • Netted the game-winner while logging a team-high 24:34 of ice time vs. Hershey (1/8) • Recorded two assists vs. Syracuse (1/27) • Received his first career NHL recall (2/5), making his NHL debut at BOS (2/6) • Posted a career-best seven-game point streak (3+5) from 1/22-2/20 in the games surrounding a three-game stint with the Buffalo Sabres • Logged an NHL season-high 13:19 of ice time vs. EDM (3/1) • Scored twice vs. St. John's (3/23) • Missed the last six games of the season (4/8-4/17) due to injury… **2014-15:** Set career-highs with 15 goals, 14 assists and 29 points in 68 games for Rochester (AHL) • Tied for second on the team in goals • Had a career-best four-game point streak (3+2) from 3/27-4/1 • Missed five games (11/16-11/21 and 3/20-3/22) due to suspension • Appeared in his 100th AHL game at Utica (12/10)… **2013-14:** Was the only player to appear in all 76 regular-season games for the Amerks • Recorded his first career multi-goal game (2+0) vs. Syracuse (4/2) • Collected two points (1+1) in three games for the Amerks during the 2013 Spengler Cup in Davos, Switzerland • Made his professional postseason debut in Game 1 vs. Chicago (4/25)… **2012-13:** Had a memorable professional debut with the Amerks, scoring a goal and adding an assist against Hamilton (4/20) • Wrapped up his junior career by leading the Attack in scoring and set new career-highs in goals (38), points (79), penalty minutes (115) and plus/minus (plus-31) while finishing second on the team in assists (41) • Tied for 10th and 13th in the OHL in goals and points, respectively, and appeared in all but one game for Owen Sound • Averaged a team-best 1.18 points per game • Finished 11th in the league with 115 PIM and tied for 14th with a plus-31 rating • Led Owen Sound with 24 multi-point outings • Compiled eight consecutive multi-point outings (10/27-11/17), registering 21 points (9+12) over that span • Tabbed his first five-point game (1+4) of the season against Sault Ste. Marie (11/10) • Recorded nine points on three goals and six assists in 12 OHL playoff contests with Owen Sound… **2011-12:** Finished second among Owen Sound skaters in all offensive categories • Accounted for 10 power-play tallies and was just one of two Attack players to average more than a point per game • Recorded 22 multi-point outings, including seven three-point games • Had a season-long six-game point streak (1/21-2/08), notching 12 points (6+6) over that span • Scored his first-career hat trick at Kingston (11/6) • Added four points (1+3) and eight PIM in 5 OHL playoff games… **2010-11:** Led the Sault St. Marie Greyhounds (OHL) in assists (45) and points (71) and finished second in goals (26) • Dressed in all but one game for the Greyhounds • Averaged 1.06 points per game • Represented Team Orr at the 2011 CHL Top Prospects Game • Helped Team Canada to a fourth-place finish at the 2011 International Ice Hockey Federation U-18 World Championship… **2009-10:** Recorded 30 points (10+20) in 65 games with Sault Ste. Marie before notching two points (1+1) in five postseason appearances • Scored his first goal against Plymouth (10/3) • Recorded his first point with an assist vs. Erie (9/19) • Made his OHL debut against Ottawa (9/18) • Made his OHL playoff debut in Game 1 of Sault Ste. Marie's first-round series against Plymouth, scoring a goal and an assist • Represented Canada in the 2010 Ivan Hlinka Memorial Tournament • Earned a silver medal with Team Canada at the 2010 World U-17 Hockey Challenge… **2008-09:** Scored one goal in two games with Villanova (OJHL) • Was the recipient of the Jack Ferguson Award, given to the top draft pick in the Ontario Hockey League Priority Selection Draft.

CAREER STATS

			REGULAR SEASON											PLAYOFFS				
SEASON	TEAM	LEAGUE	GP	G	A	P	+/-	PIM	PP	SH	GW	S	S%	GP	G	A	P	PIM
2008-09	York Simcoe	Minor-ON	39	42	45	87	–	152	–	–	–	–	–	–	–	–	–	–
	Villanova	OJHL	1	1	0	1	–	2	0	0	0	–	–	–	–	–	–	–
2009-10	Sault Ste. Marie	OHL	65	10	20	30	-6	68	2	0	–	–	–	5	1	1	2	6
2010-11	Sault Ste. Marie	OHL	67	26	45	71	-5	117	9	1	–	–	–	–	–	–	–	–
	Canada	WJ-18A	7	0	2	2	1	22	0	0	0	–	–	–	–	–	–	–
2011-12	Owen Sound	OHL	67	33	39	72	11	114	10	1	–	–	–	5	1	3	4	8
2012-13	Owen Sound	OHL	67	38	41	79	31	115	11	4	–	–	–	12	3	6	9	32
	Rochester	AHL	2	1	2	3	3	0	0	0	1	6	16.7	–	–	–	–	–
2013-14	Rochester	AHL	76	10	10	20	-6	32	1	0	0	86	11.6	2	0	0	0	0
2014-15	Rochester	AHL	68	15	14	29	-7	60	2	0	3	99	15.2	–	–	–	–	–
2015-16	Rochester	AHL	50	12	12	24	-20	39	4	0	4	92	13.0	–	–	–	–	–
	Buffalo	**NHL**	**11**	**0**	**0**	**0**	**-2**	**0**	**0**	**0**	**0**	**7**	**0.0**	--	--	--	--	--
	NHL Totals		**11**	**0**	**0**	**0**	**-2**	**0**	**0**	**0**	**0**	**7**	**0.0**	--	--	--	--	--
	Buffalo Totals		**11**	**0**	**0**	**0**	**-2**	**0**	**0**	**0**	**0**	**7**	**0.0**	--	--	--	--	--

ERIC **CORNEL** CENTER

Born: **April 11, 1996** in Peterborough, ON **6** ft **2** in. **194** lbs.
Shoots: **Right** Last Amateur Club: **Peterborough (OHL)**
Acquired: **Selected by Buffalo in the second round (44th overall) of the 2014 NHL Draft.**

CAREER STATS

2015-16: Joined the Rochester Americans (AHL) for a six-game stint following the completion of his junior career • Completed his fourth season with the Peterborough Petes (OHL), recording a career-high 83 points (27+56) in 68 games while serving as team captain • Tied for 13th in the OHL in scoring and ranked eighth in the league with a team-high 56 assists • Added five points (1+4) in seven playoff contests for the Petes • Signed an ATO with Rochester on 4/7 • Recorded his second career AHL point (assist) at Lake Erie (4/10)… **2014-15:** Led the Petes with 38 assists and tied for second on the team in scoring, reaching the 50-point mark for the second straight season • Scored twice vs. Windsor (10/9) • Tallied three assists vs. Mississauga (10/30) • Registered a season-high four points (1+3) vs. Niagara (11/15) • Collected a goal and an assist against Ottawa on 11/29 • Posted points in five straight games from 1/18-1/30 (3+4) and from 2/14-2/21 (0+6) • Recorded three points (1+2) vs. London (3/5) • Picked up his only point of the postseason (assist) in Game 3 of Peterborough's first-round series against Oshawa (3/31) • Signed an ATO with Rochester on 4/6 • Made his professional debut at Lake Erie (4/9) • Recorded his first professional point (assist) at Adirondack (4/19)… **2013-14:** Appeared in all 68 regular-season games for Peterborough (OHL) • Finished second on the team in goals and third in points • Was one of just five Petes skaters to reach the 20-goal mark • Opened the season with a goal in each of the first four games, totaling seven points (4+3) during that span (9/19-9/27) • Had a five-game point streak (3+3) from 10/30-11/8 • Registered a five-point game (2+3) vs. North Bay (1/11) • Posted a season-best six-game point streak (7+8) from 1/9-1/23 • Tallied his second five-point outing of the season (1+4) at Kingston (2/7) • Scored his first playoff goal as part of a two-goal game in Game 2 of the Eastern Conference Quarterfinals vs. Kingston (3/23)… **2012-13:** Made his OHL debut vs. Oshawa (9/20) • Scored his first career goal at Barrie (10/6) • Notched his first assist vs. Kingston (10/11) • Had a three-game point streak (1+2) from 10/11-10/14 • Recorded his first multi-point game (1+1) at Ottawa (2/6) • Tallied two assists vs. Ottawa (3/10) and at Kingston (3/15).

CAREER STATS

			REGULAR SEASON											PLAYOFFS				
SEASON	TEAM	LEAGUE	GP	G	A	P	+/-	PIM	PP	SH	GW	S	S%	GP	G	A	P	PIM
2012-13	Peterborough	OHL	63	4	12	16	-2	13	0	0	0	–	–	–	–	–	–	–
2013-14	Peterborough	OHL	68	25	37	62	2	25	5	1	1	–	–	11	4	3	7	4
2014-15	Peterborough	OHL	66	14	38	52	-24	35	1	0	1	–	–	5	0	1	1	2
	Rochester	AHL	6	0	1	1	-2	0	0	0	0	13	0.0	–	–	–	–	–
2015-16	Peterborough	OHL	68	27	56	83	19	18	6	0	2	238	11.3	7	1	4	5	4
	Rochester	AHL	6	0	1	1	-2	2	0	0	0	7	0.0	–	–	–	–	–

JEAN **DUPUY** CENTER

Born: **Oct. 6, 1994** in Ottawa, ON **6** ft **3** in **208** lbs
Shoots: **Left** Last Amateur Club: **Sault Ste. Marie (OHL)**
Acquired: **Signed by Buffalo as a free agent, November 28, 2014.**

CAREER STATS

2015-16: Recorded 21 points (8+13) in a team-high 74 games in his first professional season for the Rochester Americans (AHL) • Registered three assists and a plus-3 rating in his debut vs. Lake Erie (10/9) • Recorded two assists and a plus-3 rating at Portland (10/31) • Scored his first professional goal, the game-winner, vs. Binghamton (11/6) • Recorded two points (1+1), including the game-winners, vs. Syracuse (11/25) and at Grand Rapids (1/22)… **2014-15:** Completed his junior career by posting career-highs with 18 goals, 28 assists and 46 points in 54 games with the Sault Ste. Marie Greyhounds of the Ontario Hockey League • Finished ninth in the OHL with a career-best plus-40 rating • Recorded 12 multi-point games over the course of the season • Registered a season-high four points (1+3) at North Bay (10/16) • Totaled nine points (3+6) during a season-best four-game point streak (10/11-10/18) • Scored in back-to-back games three times • Added six points (4+2) in 10 playoff contests • Scored twice in Game 2 of Sault Ste. Marie's first-round series against Guelph (4/9)… **2013-14:** Totaled 18 points (10+8) in 48 OHL games between the Kingston Frontenacs and Sault Ste. Marie Greyhounds • Scored his lone goal for the Frontenacs vs. Sault Ste. Marie (10/6) • Finished with a goal in his debut for Sault Ste. Marie vs. Plymouth (10/11) • Collected three assists at Saginaw (2/8) • Had four points (3+1) in nine postseason appearances… **2012-13:** Appeared in 42 games for Kingston, recording seven points (4+3) and a career-high 79 penalty minutes • Recorded his first two points of the season (1+1) vs. Ottawa (10/26) • Scored in back-to-back games at Sarnia (12/15) and at London (12/16) • Recorded nine penalty minutes in four playoff games… **2011-12:** Recorded eight points (3+5) in 50 games with the Frontenacs • Made his OHL debut at Barrie (9/22) • Recorded his first two OHL points (0+2) at Brampton (9/29) • Scored his first OHL goal vs. Ottawa (1/1).

CAREER STATS

			REGULAR SEASON											PLAYOFFS				
SEASON	TEAM	LEAGUE	GP	G	A	P	+/-	PIM	PP	SH	GW	S	S%	GP	G	A	P	PIM
2011-12	Kingston	OHL	50	3	5	8	-21	25	0	0	0	–	–	–	–	–	–	–
2012-13	Kingston	OHL	42	4	3	7	-10	79	1	0	0	–	–	4	0	0	0	9
2013-14	Kingston	OHL	3	1	0	1	0	5	0	0	0	–	–	–	–	–	–	–
	Sault Ste. Marie	OHL	45	9	8	17	1	41	1	0	0	–	–	9	3	1	4	2
2014-15	Sault Ste. Marie	OHL	54	18	28	46	40	52	0	0	1	–	–	10	4	2	6	9
2015-16	Rochester	AHL	74	8	13	21	8	63	0	0	3	80	10.0	–	–	–	–	–

JUSTIN **FALK** DEFENSE

Born: **Oct. 11, 1988** in Snowflake, MB **6** ft **5** in **222** lbs
Shoots: **Left** Last Amateur Club: **Spokane (WHL)**
Acquired: **Signed by Buffalo as a free agent, July 1, 2016.**

CAREER STATS

2015-16: Tallied four assists in 24 games for the Columbus Blue Jackets • Recorded nine points (2+7) in 32 regular-season games for the Monsters • Scored his first goal of the season vs. Iowa (10/16) • Recorded a point (1+1) in back-to-back games at Iowa (11/20 and 11/21) • Recorded four assists during the final five games of the season from 3/26-4/14 • Won the Calder Cup as a member of the Lake Erie Monsters after tallying four assists in 17 playoff games… **2014-15:** Played in five games for the Columbus Blue Jackets and recorded two points (1+1) • Dressed for 13 games for the Minnesota Wild • Had seven points (1+6) in 39 games for the Iowa Wild (AHL) • Notched two points (1+1) at Rockford (11/21) • Tallied two points (1+1) at NJD (3/6)… **2013-14:** Recorded two assists in 21 games for the New York Rangers • Had an assist and a plus-1 rating vs. NJD (12/7) • Notched an assist vs. PIT (12/18)… **2012-13:** Played in 36 games for the Minnesota Wild and recorded three assists • Posted a plus or even rating in 27 of 36 contests • Had an assist and a plus-1 rating vs. CBJ (1/29) • Skated in his 100th career NHL game vs. ARI (3/27)… **2011-12:** Established career highs in games played (47), goals (1), assists (8) and points (9) for the Minnesota Wild • Finished sixth among NHL rookies in time on ice per game (19:29) and eighth in blocked shots (78) • Notched two assists and a plus-1 rating vs. SJS (1/10) • Tallied his first career NHL goal at COL (1/24) • Had two assists vs. LAK (3/31)… **2010-11:** Had three assists in 22 games for the Minnesota Wild • Registered 14 points (3+11) in 55 AHL games for the Houston Aeros • Recorded his first career NHL point (assist) vs. VAN (10/19) • Put together a season-high three-game point streak (1+2) from 2/4-2/9 • Had three points (1+2) in two games at Rockford (2/19) and vs. Milwaukee (2/22) • Assisted on two goals and had a plus-3 rating at Houston (3/19) • Played in 24 playoff games for the Aeros and recorded five assists… **2009-10:** Had nine points (3+6) in 69 games for the Houston Aeros (AHL) • Scored his first career AHL goal at Manitoba (10/3) • Made his NHL debut at CBJ (3/19)… **2008-09:** Recorded three assists in 65 games for the Houston Aeros (AHL) • Notched his first career AHL assist at Hamilton (11/7) • Registered two assists in 20 playoff games for the Aeros… **2007-08:** Won the WHL Championship and the Memorial Cup as a member of the Spokane Chiefs • Scored four goals and added 22 assists and a plus-27 rating in 72 games for the Chiefs… **2006-07:** Had 15 points (3+12) and a plus-11 rating in 62 games for the Spokane Chiefs (WHL)… **2005-06:** Recorded 10 assists in 53 WHL games for the Calgary Hitmen and the Spokane Chiefs • Had an assist in each of his first two games of the season for Calgary • Recorded three assists in two games vs. Tri City (3/11) and at Seattle (3/12).

CAREER STATS

			REGULAR SEASON											PLAYOFFS				
SEASON	**TEAM**	**LEAGUE**	**GP**	**G**	**A**	**P**	**+/-**	**PIM**	**PP**	**SH**	**GW**	**S**	**S%**	**GP**	**G**	**A**	**P**	**PIM**
2004-05	Swan Valley	MJHL	56	0	8	8	–	46	–	–	–	–	–	–	–	–	–	–
	Calgary	WHL	4	0	0	0	-1	2	0	0	0	–	–	5	0	0	0	0
2005-06	Spokane	WHL	48	0	8	8	1	35	0	0	0	–	–	–	–	–	–	–
	Calgary	WHL	5	0	2	2	2	0	0	0	0	–	–	–	–	–	–	–
2006-07	Spokane	WHL	62	3	12	15	11	8	0	0	0	–	–	6	0	0	0	8
2007-08	Spokane	WHL	72	4	22	26	27	98	3	0	–	–	–	21	1	4	5	12
2008-09	Houston	AHL	65	0	3	3	-4	44	0	0	0	38	0.0	20	0	2	2	4
2009-10	Houston	AHL	69	3	6	9	-6	87	0	0	1	60	5.0	–	–	–	–	–
	Minnesota	**NHL**	**3**	**0**	**0**	**0**	**-2**	**0**	**0**	**0**	**0**	**1**	**0.0**	**--**	**--**	**--**	**--**	**--**
2010-11	Houston	AHL	55	3	11	14	16	41	0	0	0	72	4.2	24	0	5	5	33
	Minnesota	**NHL**	**22**	**0**	**3**	**3**	**-4**	**6**	**0**	**0**	**0**	**7**	**0.0**	**--**	**--**	**--**	**--**	**--**
2011-12	**Minnesota**	**NHL**	**47**	**1**	**8**	**9**	**-13**	**54**	**1**	**0**	**0**	**46**	**2.2**	**--**	**--**	**--**	**--**	**--**
2012-13	**Minnesota**	**NHL**	**36**	**0**	**3**	**3**	**-9**	**40**	**0**	**0**	**0**	**27**	**0.0**	**4**	**0**	**0**	**0**	**2**
2013-14	**NY Rangers**	**NHL**	**21**	**0**	**2**	**2**	**-5**	**20**	**0**	**0**	**0**	**10**	**0.0**	**--**	**--**	**--**	**--**	**--**
2014-15	**Minnesota**	**NHL**	**13**	**0**	**0**	**0**	**-6**	**7**	**0**	**0**	**0**	**10**	**0.0**	**--**	**--**	**--**	**--**	**--**
	Columbus	**NHL**	**5**	**1**	**1**	**2**	**-3**	**7**	**0**	**0**	**0**	**8**	**12.5**	**--**	**--**	**--**	**--**	**--**
2015-16	Lake Erie	AHL	32	2	7	9	3	43	0	0	0	50	4.0	17	0	4	4	8
	Columbus	**NHL**	**24**	**0**	**4**	**4**	**2**	**17**	**0**	**0**	**0**	**16**	**0.0**	**--**	**--**	**--**	**--**	**--**
	NHL Totals		**171**	**2**	**21**	**23**	**-40**	**151**	**1**	**0**	**0**	**125**	**1.6**	**4**	**0**	**0**	**0**	**2**

HUDSON **FASCHING** RIGHT WING

Born: **July 28, 1995** in Milwaukee, WI **6** ft **2** in **209** lbs
Shoots: **Right** Last Amateur Club: **University of Minnesota (NCAA - Big Ten)**
Acquired: **Acquired by Buffalo from Los Angeles with Nicolas Deslauriers in exchange for Brayden McNabb, Jonathan Parker, a second-round pick in the 2014 NHL Draft and a second-round pick in the 2015 NHL Draft, March 5, 2014.**

CAREER STATS

2015-16: Signed an entry-level contract on 3/21 and joined the Sabres for seven games following the completion of his junior season at the University of Minnesota • Posted career highs in goals (20), assists (18) and points (38) while appearing in all 37 games for the Golden Gophers • Served as alternate captain and was a Second Team All-Big Ten honoree • Tied for first on the team in goals and ranked second in points • Seven of his 20 goals were game-winners, ranking first in the Big Ten and tying for third nationally • Honored with Minnesota's John Mayasich Outstanding Student-Athlete Award • Selected as an Academic All-Big Ten honoree for the second straight year • Helped the Gophers to their third straight Big Ten regular-season conference title • Scored his first NHL goal on his first shot just 8:37 into his NHL debut vs. WPG (3/26) • Recorded his first NHL assist at NYI (4/9) • Represented the United States at the 2015 IIHF World Junior Championship… **2014-15:** Totaled 26 points (12+14) in 38 games as a sophomore, helping Minnesota to its second straight Big Ten conference championship and the 2015 Big Ten playoff title • Named an Academic All-Big Ten honoree • Recorded four points (2+2) vs. Penn State to help the Gophers clinch the Big Ten regular-season title (3/14); totaled points in the series sweep of Penn State, earning Big Ten First Star of the Week honors • Earned Tournament MVP and All-Tournament Team honors, as well as the Big Ten's First Star of the Week award for his efforts at the Ice Breaker Classic • Tallied an assist in Minnesota's 4-2 victory vs. Michigan to win the Big Ten Championship (3/21) • Represented the Unites States at the 2016 World Championship in Russia, recording two assists in 10 contests… **2013-14:** Appeared in 40 games as a freshman, missing one to compete at the 2014 IIHF World Junior Championship in Sweden • Totaled 30 points (14+16) while guiding the Gophers to their first of three straight Big Ten regular-season championships • Named to the Big Ten All-Freshman Team and was an All-Big Ten Honorable Mention • Recipient of the team's Frank Pond Rookie of the Year award • Minnesota was 18-2-3 when he tallied a point and 7-0-0 when he had multiple points • Started his college career by scoring a point in eight straight games (5+6) from 10/11-11/9 • Made his collegiate debut and notched his first career point (assist) vs. Mercyhurst (10/11) • Appeared in all four NCAA tournament games for the Gophers, tallying two goals; opened the tournament with a goal vs. Robert Morris (3/29) and added another in the national championship game vs. Union (4/12) • Represented the United States at the 2014 IIHF World Junior Championship in Sweden… **2012-13:** Skated in 25 games for the U.S. National Development Team in his second season with the program • Scored four goals and finished with seven assists for 11 points • Earned a silver medal with Team USA at the 2013 U-18 IIHF World Championship in 2013… **2011-12:** Totaled 21 points (7+14) in 37 games for the U.S. National Development Team, ranking fifth among all skaters in scoring • Represented the United States at the 2012 U-17 IIHF World Championship, earning a silver medal.

CAREER STATS

			REGULAR SEASON											PLAYOFFS				
SEASON	TEAM	LEAGUE	GP	G	A	P	+/-	PIM	PP	SH	GW	S	S%	GP	G	A	P	PIM
2009-10	Apple Valley	Minn. HS	31	24	18	42	–	12	–	–	–	–	–	6	4	2	6	0
2010-11	Apple Valley	Minn. HS	18	7	8	15	–	12	–	–	–	–	–	3	2	3	5	2
2011-12	USNTDP	USHL	37	7	14	21	-15	38	3	1	0	–	–	1	1	1	2	2
	USNTDP	U-17	16	8	5	13	–	12	–	–	–	–	–	–	–	–	–	–
	USNTDP	U-18	1	0	0	0	–	0	–	–	–	–	–	–	–	–	–	–
2012-13	USNTDP	U-18	40	7	18	25	–	50	–	–	–	–	–	–	–	–	–	–
	USNTDP	USHL	25	4	7	11	0	8	0	0	0	60	6.7	–	–	–	–	–
	United States	WJ18	7	0	6	6	4	4	0	0	0	22	0.0	–	–	–	–	–
2013-14	Minnesota	Big Ten	40	14	16	30	–	22	6	0	2	–	–	–	–	–	–	–
	United States	WJC	5	2	2	4	2	2	0	0	1	13	15.4	–	–	–	–	–
2014-15	Minnesota	Big Ten	38	12	14	26	–	24	3	0	1	–	–	–	–	–	–	–
	United States	WJC	5	1	2	3	7	4	0	0	0	9	11.1	–	–	–	–	–
2015-16	Minnesota	Big Ten	37	20	18	38	12	16	4	3	7	–	–	–	–	–	–	–
	United States	WC	10	0	2	2	-2	0	0	0	0	12	0.0	–	–	–	–	–
	Buffalo	**NHL**	**7**	**1**	**1**	**2**	**2**	**4**	**0**	**0**	**0**	**9**	**11.1**	--	--	--	--	--
	NHL Totals		**7**	**1**	**1**	**2**	**2**	**4**	**0**	**0**	**0**	**9**	**11.1**	--	--	--	--	--
	Buffalo Totals		**7**	**1**	**1**	**2**	**2**	**4**	**0**	**0**	**0**	**9**	**11.1**	--	--	--	--	--

TAYLOR **FEDUN** DEFENSE

Born: **June 4, 1988** in Edmonton, AB **6** ft **1** in **198** lbs
Shoots: **Right** Last Amateur Club: **Princeton (NCAA - ECAC)**
Acquired: **Signed by Buffalo as a free agent, July 1, 2016.**

CAREER STATS

2015-16: Registered his third straight 30-point AHL season • Led all Utica skaters with a team-high 169 shots on goal and ranked second in scoring among Utica defensemen • Earned two recalls to Vancouver, tallying one assist in one NHL game • Recorded two points (1+1), including the game-winning goal, vs. Lehigh Valley (11/25) • Recalled by Vancouver on 1/14 and tallied an assist at CAR (1/15) • Logged two assists vs. Springfield (3/5) and at Providence (3/13) • Registered a five-game point streak (2+4) from 4/1-4/9 • Recorded two assists vs. Syracuse (4/16), including his 100th AHL assist… **2014-15:** Had four assists in seven games with San Jose, marking career highs in both categories • Topped the 30-point mark in the AHL for the second straight • Ranked second among all Worcester defensemen and fifth overall in team scoring • Tied for the team lead with 28 assists and finished with the second-best plus/minus rating (+12) among all Worcester skaters • Opened the campaign with two assists at Binghamton (10/11) • Picked up an assist in three straight games (0+3) from 12/20-12/27 • Tallied two assists at Providence (1/4) • Totaled six points (1+5) during a five-game point streak from 2/14-2/22 • Recorded his first point for San Jose (assist) vs. COL (4/1) • Registered the first multi-point game of his NHL career (0+2) at ARI (4/4) • Netted his first career AHL playoff goal in Game 3 of Worcester's first-round series vs. Hershey (4/29)… **2013-14:** Made his NHL debut for the hometown Edmonton Oilers, scoring two goals in four games • Captured career-highs in goals (10), assists (28) and points (38) in 65 games with the Oklahoma City Barons (AHL) • Ranked second among Barons defensemen in all offensive categories • Finished fifth on the team and tied for 11th among all AHL defensemen in scoring while serving as alternate captain • Led all Oklahoma City defensemen with 11 multi-point games • Scored in his NHL debut at FLA (11/5) and again in his second NHL game at TBL (11/7) • Had a career-best four-point (1+3) night vs. Lake Erie (11/21) • Totaled 10 points (3+7) in 11 games in January, including three multi-point outings • Posted a three-game point streak (2+3) from 3/25-3/30… **2012-13:** Appeared in a career-high 70 AHL games, ranking third among Oklahoma City defensemen and fourth among rookies in scoring with 27 points (8+19) • Made his professional debut at Lake Erie (10/12) • Recorded his first professional point (assist) vs. Houston (10/26) • Scored his first professional goal vs. Milwaukee (11/16) and added his first game-winner the next night vs. Milwaukee (11/17) • Posted the first multi-point game of his professional career (0+2) at Milwaukee (1/25) • Recorded a season-high three points (1+2) at Rockford (3/30) • Scored twice, including the game-winning goal, at Houston (4/10) • Played in all 17 playoff contests during Oklahoma City's run to the Western Conference Finals • Finished the postseason with six points (3+3), ranking 12th among AHL defenseman • Made his professional postseason debut in Game 1 of Oklahoma City's first-round series vs. Charlotte (4/26) • Registered his first pro playoff point (assist) in Game 4 at Charlotte (5/3) • Scored his first career playoff goal in Game 4 of the second-round series vs. Texas (5/15)… **2011-12:** Fractured his femur during a preseason game and missed the entire regular season as a result of the injury… **2010-11:** Named team captain for his senior year at Princeton University (ECAC) • Skated in 29 games for the Tigers after missing three of the first four games recovering from an offseason injury • Recorded a career-high 22 points (10+12) • Became the third Princeton defenseman in the last 40 years to reach double figures in goals • Completed his collegiate career with 68 points, the second-highest total for a Princeton defenseman • Named First-Team All-Ivy in addition to earning All-ECAC First Team and AHCA East Second Team All-American honors • Recipient of the team's 1941 Championship Trophy, presented annually to the varsity player who best reflected the winning spirit of the 1941 championship team and the Blackwell Trophy, which is annually awarded to that member of the Princeton varsity hockey team who in play, sportsmanship and influence has contributed most to the sport • Received his fourth selection to the ECAC All-Academic Team • Named Most Valuable Player of the UConn Hockey Classic and was selected to the All-Tournament Team… **2009-10:** One of five Tigers to appear in all 31 games • Led Princeton defensemen with 17 points (3+14) • Recipient of the team's 1941 Championship Trophy as the varsity player who best reflected the winning spirit of the 1941 championship team • Named a Second-Team All-ECAC and Second-Team All-Ivy • Named to the Florida College Classic All-Tournament Team… **2008-09:** Appeared in all 35 games as a sophomore • Led all Tiger defensemen with a plus-13 rating • Was one of 11 Tigers named to the ECAC All-Academic Team… **2007-08:** Skated in 32 games as a freshman at Princeton University • Ranked third among Princeton defensemen in scoring • Awarded the team's Hobey Baker Award as top freshman • Tallied an assist in his collegiate debut at Yale (10/26) • Scored his first collegiate goal vs. Notre Dame… **2006-07:** Played junior hockey for the Spruce Grove Saints of the Alberta Junior Hockey League (AJHL) • Recorded 43 points (10+33) in his final junior season • Served as an alternate captain • Named the team's Best Defenseman and was voted Most Valuable Player for the second straight year • Earned second AJHL All-Star selection… **2005-06:** Scored 13 goals and added 18 assists for 31 points in 60 games for the Fort Saskatchewan Traders (AJHL) • Named Traders' Rookie of the Year and was voted the team's Best Defenseman • Named an AJHL All-Star, earning him a roster spot for the 2006 Viking Cup and was selected to the AJHL All-Rookie Team.

TAYLOR **FEDUN** DEFENSE

CAREER STATS

			REGULAR SEASON											PLAYOFFS				
SEASON	**TEAM**	**LEAGUE**	**GP**	**G**	**A**	**P**	**+/-**	**PIM**	**PP**	**SH**	**GW**	**S**	**S%**	**GP**	**G**	**A**	**P**	**PIM**
2004-05	Fort Saskatchewan	AJHL	1	0	1	1	–	0	0	0	0	–	–	–	–	–	–	–
2005-06	Fort Saskatchewan	AJHL	60	13	18	31	1	72	8	0	4	–	–	3	1	1	2	4
2006-07	Spruce Grove	AJHL	50	1	033	43	6	103	4	2	2	–	–	10	3	5	8	31
2007-08	Princeton	ECAC	32	4	10	14	–	32	–	–	–	–	–	–	–	–	–	–
2008-09	Princeton	ECAC	35	3	12	15	–	50	–	–	–	–	–	–	–	–	–	–
2009-10	Princeton	ECAC	31	3	14	17	–	34	–	–	–	–	–	–	–	–	–	–
2010-11	Princeton	ECAC	29	10	12	22	–	38	7	0	1	–	–	–	–	–	–	–
2012-13	Oklahoma City	AHL	70	8	19	27	2	30	3	0	2	92	8.7	17	3	3	6	6
2013-14	Oklahoma City	AHL	65	10	28	38	6	51	6	0	3	190	5.3	3	0	1	1	4
	Edmonton	**NHL**	**4**	**2**	**0**	**2**	**-1**	**0**	**0**	**0**	**0**	**6**	**33.3**	**--**	**--**	**--**	**--**	**--**
2014-15	Worcester	AHL	65	6	28	34	12	37	2	0	0	121	5.0	4	1	0	1	6
	San Jose	**NHL**	**7**	**0**	**4**	**4**	**0**	**4**	**0**	**0**	**0**	**12**	**0.0**	**--**	**--**	**--**	**--**	**--**
2015-16	Utica	AHL	63	8	25	33	3	48	6	0	3	169	4.7	4	0	0	0	4
	Vancouver	**NHL**	**1**	**0**	**1**	**1**	**1**	**0**	**0**	**0**	**0**	**0**	**0.0**	**--**	**--**	**--**	**--**	**--**
	NHL Totals		**12**	**2**	**5**	**7**	**0**	**4**	**0**	**0**	**0**	**18**	**11.1**	**--**	**--**	**--**	**--**	**--**

DEREK **GRANT** CENTER

Born: **April 20, 1990** in Abbotsford, BC **6** ft **3** in **212** lbs
Shoots: **Left** Last Amateur Club: **Michigan State (NCAA - CCHA)**
Acquired: **Signed by Buffalo as a free agent, July 2, 2016.**

CAREER STATS

2015-16: Recorded AHL career-high totals in goals (27), assists (18) and points (45) despite appearing in just 36 games • Named the Heat's Team MVP, best offensive player and fan favorite • Tied for the team lead in goals • Led all Heat players with 1.25 points per game • Tied for sixth in the AHL in goals • Led the Heat with a plus-7 rating and five game winning goals • Named to the AHL All-Star Classic in Syracuse, marking his first career AHL All-Star Game appearance • Scored the first goal in Stockton Heat history 4:22 into the first period of the home opener vs. Rockford (10/10); added a second goal to register his first of eight two-goal games on the season • Recorded a five-game point streak (4+4) from 12/16-12/27 • Set a career high with four points (1+3) at Iowa (1/17); matched this high with four points (2+2) vs. Bakersfield (1/30) • Recorded three points (2+1) at the AHL All-Star Challenge, tying for the lead in points • Won the AHL All-Star CCM Fastest Skater competition with a time of 14.307 • Recorded 27 points (15+12) in 15 games from 12/31-3/19, including two separate franchise-record seven-game point streaks • Fractured jaw during practice on 2/8 and missed 14 games; led all AHL players with 23 goals at the time of the injury • Had a career-best six-game goal scoring streak from 1/27-3/19, scoring nine goals in that span • Had points in 10 straight road games (6+11) from 12/20-3/19/16, tying for the second-longest such streak in the AHL in 2015-16 • Recorded his only NHL point of the season (assist) at ARI (3/28)… **2014-15:** Appeared in a career-high 73 AHL games with the Binghamton Senators, tallying a career-high 21 goals • Ranked third among all Senators skaters in goals (21) and shots (177), and fifth in points (38) • Scored two goals in his 200th AHL game vs. Albany (11/22) • Recorded his 100th AHL point (goal) vs. Norfolk (1/31) • Logged a season-best five-game point streak (2+4) from 2/15-2/21… **2013-14:** Set NHL career highs in games played (20), assists (2) and points (2) with Ottawa • Recorded 22 points (12+10) in 46 games with the Binghamton Senators (AHL) • Tied for second in the AHL with three shorthanded goals • Recorded his first NHL point (assist) vs. NYI (11/1) • Appeared in four playoff games with Binghamton, recording one assist… **2012-13:** Spent the majority of the season with Binghamton (AHL), appearing in five NHL games with Ottawa • Played 63 AHL games, scoring a team-best 19 goals and adding nine assists • Led all AHL players with a career-high five shorthanded goals • Appeared in his 100th AHL game vs. Syracuse (12/26) • Received his first career NHL recall on 2/15 • Made his NHL debut at TOR (2/16) • Was held scoreless in three AHL playoff games… **2011-12:** Played in 60 games for the Binghamton Senators in his first full AHL season • Ranked ninth on the team in points (23) and ranked 10th in goals (8) and tied for 10th in assists (15) • Ranked sixth among all Senators in shots on goal (119) • Recorded his first career three-point game (1+2) vs. Adirondack (11/24)… **2010-11:** Joined the Binghamton Senators (AHL) at the conclusion of his sophomore season at Michigan State • Led all Spartans with career-high totals in points (33) and assists (25) • Logged a season-best four-game point streak (2+5) against Ohio State (11/12-11/13) and Notre Dame (11/19-11/20) • Recorded a career-best four-point game (2+2) at Alaska (2/19), including the game-winning goal • Made his professional debut with Binghamton at Nofolk (3/11) • Recorded his first professional point (assist) in his second AHL game at Charlotte (3/12) • Scored his first professional goal on the power play as part of his first multi-point game (1+1) at Syracuse (4/1) • Won a Calder Cup Championship with Binghamton, appearing in each of the seven games of the Atlantic Division semifinal series vs. Manchester • Scored the game-winning goal in overtime of Game 2 to tie the series… **2009-10:** Appeared in all 38 games for Michigan State as a freshman • Put together a 30-point campaign (12+18), good for a CCHA All-Rookie Team honorable mention • Ranked third on the team in goals and tied for fourth in assists • Was named CCHA Rookie of the Month in October as the nation's top rookie scorer with 10 points (4+6) in eight games • Had multi-point efforts in his first three collegiate games • Started his college hockey career with a six-game point-scoring streak (4+5) from 10/9-10/24 • Recorded his first collegiate point (assist) on the team's first goal of the season vs. Clarkson (10/9) and scored his first goal later in the game • Registered three-point games (1+2) vs. Wisconsin (11/27) vs. Ohio State (1/22)… **2008-09:** In just 35 games his final BCHL season, recorded 60 points (25+35) for the Langley Chiefs • Ranked 17th in the BCHL in scoring despite playing in half as many games as most league-leaders; ranked 21st in goals and 29th in assists.

DEREK **GRANT** CENTER

CAREER STATS

			REGULAR SEASON											PLAYOFFS				
SEASON	**TEAM**	**LEAGUE**	**GP**	**G**	**A**	**P**	**+/-**	**PIM**	**PP**	**SH**	**GW**	**S**	**S%**	**GP**	**G**	**A**	**P**	**PIM**
2006-07	Abbotsford	PIJHL	47	31	20	51	–	42	–	–	–	–	–	11	6	5	11	20
2007-08	Langley	BCHL	57	24	39	63	–	44	–	–	–	–	–	12	5	5	10	15
2008-09	Langley	BCHL	35	25	35	60	–	22	–	–	–	–	–	4	2	1	3	2
2009-10	Michigan State	CCHA	38	12	18	30	–	10	8	0	2	–	–	–	–	–	–	–
2010-11	Michigan State	CCHA	38	8	25	33	–	44	2	1	1	–	–	–	–	–	–	–
	Binghamton	AHL	14	1	5	6	1	0	1	0	0	19	5.3	7	1	1	2	2
2011-12	Binghamton	AHL	60	8	15	23	-7	26	2	0	0	119	6.7	–	–	–	–	–
2012-13	Binghamton	AHL	63	19	9	28	11	37	0	5	5	121	15.7	3	0	0	0	6
	Ottawa	**NHL**	**5**	**0**	**0**	**0**	**-1**	**0**	**0**	**0**	**0**	**5**	**0.0**	**--**	**--**	**--**	**--**	**--**
2013-14	Binghamton	AHL	46	12	10	22	9	30	2	3	1	86	14.0	4	0	1	1	2
	Ottawa	**NHL**	**20**	**0**	**2**	**2**	**-3**	**4**	**0**	**0**	**0**	**31**	**0.0**	**--**	**--**	**--**	**--**	**--**
2014-15	Binghamton	AHL	73	21	17	38	-9	45	9	1	3	177	11.9	–	–	–	–	–
2015-16	Stockton	AHL	36	27	18	45	7	36	10	2	5	165	16.4	–	–	–	–	–
	Calgary	**NHL**	**15**	**0**	**1**	**1**	**-7**	**2**	**0**	**0**	**0**	**22**	**0.0**	**--**	**--**	**--**	**--**	**--**
	NHL Totals		**40**	**0**	**3**	**3**	**-11**	**6**	**0**	**0**	**0**	**58**	**0.0**	**--**	**--**	**--**	**--**	**--**

VACLAV **KARABACEK** RIGHT WING

Born: **May 2, 1996** in Brandys nad Labem, CZE **6** ft **0** in **196** lbs
Shoots: **Right** Last Amateur Club: **Moncton (QMJHL)**
Acquired: **Selected by Buffalo in the second round (49th overall) of the 2014 NHL Draft.**

CAREER STATS

2015-16: Scored a career-high 18 goals and finished his junior career with 30 points while splitting the season between the Baie-Comeau Drakkar and Moncton Wildcats • Traded midseason to Moncton, where he finished among the team's top 10 forwards in scoring • Took a team-high 10 shots vs. Charlottetown (10/17) • Recorded two assists at Acadie-Bathurst (11/6) • Tallied a season-high four points (1+3) at Halifax (11/7) • Had two points (1+1) in his debut for Moncton vs. Quebec (1/15) • Scored twice vs. Blainville-Boisbriand (2/17) • Scored in three straight games from 3/4-3/9 • Added nine points (6+3) in 17 postseason appearances for Moncton, tying for third on the team in goals and fourth in points… **2014-15:** Split his third QMJHL season between the Gatineau Olympiques and Baie-Comeau Drakkar • Traded midseason to Baie-Comeau, where he closed out the year ranked fifth on the team in scoring • Opened the season with two assists vs. Cape Breton (9/25) • Scored twice vs. Blainville-Boisbriand (10/1) • Scored in four straight games for a season-best four-game point streak (4+1) from 11/21-11/29 • Collected a season-high three points (1+2) vs. Moncton (2/12) • Recorded 11 points (4+7) in 12 playoff contests with Baie-Comeau to finish fourth on the team in postseason scoring… **2013-14:** Completed his rookie season in North America with 47 points (21+26) in 65 games with Gatineau (QMJHL) • Finished fifth on the team in points and ranked fifth in scoring among QMJHL rookies • Tied for second on the team with six power-play goals • Added 12 points (6+6) in nine playoff contests for Gatineau, ranking third on the team and second among QMJHL rookies • Scored his first career goal in his QMJHL debut vs. Val d'Or (9/13) • Notched three points (1+2) vs. Shawinigan (9/28) • Posted a season-best four-game point streak from 12/1-12/13 (3+3) and again from 1/12-1/23 (3+2) • Registered his first multi-goal game (2+0) at Shawinigan (1/26) • Recorded with three points (1+2) vs. Baie-Comeau (2/21) • Opened the postseason with three points (1+2) and a plus-5 rating in his playoff debut in Game 1 of Gatineau's first-round series vs. Cape Breton (3/21).

CAREER STATS

			REGULAR SEASON											PLAYOFFS				
SEASON	TEAM	LEAGUE	GP	G	A	P	+/-	PIM	PP	SH	GW	S	S%	GP	G	A	P	PIM
2011-12	Letnany U18	Czech U18	25	15	14	29	–	18	–	–	–	–	–	–	–	–	–	–
2012-13	Salzburg U18	Austria U18	21	26	19	45	–	55	–	–	–	–	–	–	–	–	–	–
	Salzburg Jr.	Austria Jr.	5	2	1	3	–	2	–	–	–	–	–	–	–	–	–	–
2013-14	Gatineau	QMJHL	65	21	26	47	4	40	6	0	2	211	10.0	9	6	6	12	10
	Czech Republic	WJ18	7	3	3	6	4	4	0	0	0	19	15.8	–	–	–	–	–
2014-15	Gatineau	QMJHL	31	11	14	25	-5	44	4	0	2	82	13.4	–	–	–	–	–
	Baie-Comeau	QMJHL	28	6	9	15	-1	18	1	0	0	57	10.5	12	4	7	11	14
2015-16	Moncton	QMJHL	24	10	4	14	-9	26	1	0	0	55	18.2	17	6	3	9	14
	Baie-Comeau	QMJHL	23	8	8	16	-11	30	3	0	1	93	8.6	–	–	–	–	–

JASON **KASDORF** GOALTENDER

Born: **May 18, 1992** in Winnipeg, MB **6** ft **4** in **194** lbs
Catches: **Left** Last Amateur Club: **R.P.I. (NCAA - ECAC)**
Acquired: **Acquired by Buffalo from Winnipeg with Evander Kane and Zach Bogosian in exchange for Tyler Myers, Drew Stafford, Joel Armia, Brendan Lemieux and a first-round in the 2015 NHL Draft, February 11, 2015.**

CAREER STATS

2015-16: Made his NHL debut vs. CBJ (4/8), stopping 26 shots; was one of three players to make their NHL debuts in the game, joining forwards Cole Schneider and Evan Rodrigues • Completed his collegiate career at Rensselaer Polytechnic Institute (ECAC) with a 38-37-9 record in 88 games • Finished his senior campaign with a 2.30 GAA and finished fourth in the ECAC with a .931 SV% • Totaled a career-high 916 saves on 984 shots faced and posted two shutouts • Made a season-high 43 saves in a shutout vs. Harvard (12/5) • Named the ECAC Goalie of the Week for period ending 1/19 and was an All-ECAC Hockey Second Team honoree… **2014-15:** Two-time ECAC Goaltender of the Week (1/19 and 11/3) • Started all 33 of his games played at R.P.I. as a junior • Started 19 conference games, posting a 7-9-2 record • Earned a shutout with 26 saves vs. Cornell (1/17)… **2013-14:** Appeared in only two games for the Engineers, starting both, before missing the final 35 games of the season due to injury • Stopped all 13 shots for his fourth career shutout vs. Sacred Heart (10/12)… **2012-13:** Played in 23 games, including 22 as starter, during his rookie campaign at R.P.I. • Finished with a 1.62 GAA • Ranked second in school history for single-season SV% (.935) • Posted a 12-2-2 record in conference play • Logged a .945 SV% and 1.39 GAA against ECAC opponents • Voted R.P.I.'s outstanding Freshman of the Year • Named the ECAC Hockey Rookie of the Year in addition to earning All-ECAC Hockey Second Team honors • HCA National Rookie of the Month for February • Voted ECAC Hockey Goaltender of the Week honors twice and was named ECAC Hockey Rookie of the Week on three different occasions • Turned aside 30 saves vs. Mercyhurst in first career start (11/17) • Earned back-to-back shutouts of Harvard (11 saves) and Dartmouth (28 saves) on 2/1 and 2/2… **2011-12:** Spent one season with the Des Moines Buccaneers (USHL) • Made 26 saves in his USHL debut vs. Fargo (10/1) • Stopped 20 of 21 shots vs. Tri-City for his first career win • Posted a 35-save effort for his first career shutout vs. Green Bay (11/4) • Had a season-best three-game win streak, capped by his second shutout of the season – a season-high 46-save effort – in a three-game set with Omaha (11/11-11/23) • Turned aside all 36 shots for his third shutout of the year vs. Dubuque (11/26)… **2010-11:** Completed second season with the Portage Terriers of the Manitoba Junior Hockey League (MJHL) • Posted a 24-10-0 record with a 2.53 GAA and a .912 SV% while backstopping the Terriers to both the MJHL and Anavet Cup championships • Named the runner-up for the MJHL's Goalie of the Year and Most Valuable Player • Tied for second in the league with two shutouts and ranked third among all netminders in wins (24), third in GAA (2.53), sixth in minutes played (2,018), seventh in SV% and eighth in saves (881) • Went 7-3 in the postseason with a 2.16 GAA and a .919 SV%.

CAREER STATS

			REGULAR SEASON									PLAYOFFS							
SEASON	TEAM	LEAGUE	GP	W	L	OT	SO	GA	SV%	GAA	MIN	GP	W	L	SO	GA	SV%	GAA	MIN
2008-09	Winnipeg	MMHL	44	–	–	–	4	36	–	2.09	1,032	–	–	–	–	–	–	–	–
2009-10	Portage	MJHL	34	–	–	–	–	–	.911	2.55	–	5	–	–	–	–	.892	3.46	–
2010-11	Portage	MJHL	34	24	10	0	2	85	.912	2.53	2,018	16	10	5	2	34	.918	2.19	930
2011-12	Des Moines	USHL	33	10	16	5	3	100	.894	3.43	1,750	–	–	–	–	–	–	–	–
2012-13	R.P.I.	ECAC	23	14	5	2	3	36	.935	1.62	1,330	–	–	–	–	–	–	–	–
2013-14	R.P.I.	ECAC	2	1	1	0	1	6	.786	3.49	103	–	–	–	–	–	–	–	–
2014-15	R.P.I.	ECAC	33	11	19	2	1	90	.902	2.97	1,816	–	–	–	–	–	–	–	–
2015-16	R.P.I.	ECAC	30	12	12	5	2	68	.931	2.30	1,777	–	–	–	–	–	–	–	–
	Buffalo	**NHL**	**1**	**0**	**1**	**0**	**0**	**4**	**.867**	**4.00**	**60**	--	--	--	--	--	--	--	--
	NHL Totals		**1**	**0**	**1**	**0**	**0**	**4**	**.867**	**4.00**	**60**	--	--	--	--	--	--	--	--
	Buffalo Totals		**1**	**0**	**1**	**0**	**0**	**4**	**.867**	**4.00**	**60**	--	--	--	--	--	--	--	--

JUSTIN **KEA** CENTER

Born: **Feb. 7, 1994** in Perry, ON **6** ft **5** in. **215** lbs.
Shoots: **Left** Last Amateur Club: **Saginaw (OHL)**
Acquired: **Selected by Buffalo in the third round (73rd overall) of the 2012 NHL Draft.**

CAREER STATS

2015-16: Had one assist in a career-high 32 AHL games with the Rochester Americans • Totaled six points in 17 ECHL games for the Elmira Jackals • Missed nine games (10/16-11/6) due to injury • Recorded his first career multi-goal game (2+0) and had the game-winner at Adirondack (12/16) • Posted a three-game goal-scoring streak from 12/12-12/18 • Registered his first AHL assist vs. Grand Rapids (4/3)… **2014-15:** Tallied two goals in 26 games with for Rochester (AHL) • Appeared in 35 games with the Elmira Jackals (ECHL), totaling 12 points (5+7) • Recorded his first professional point (assist) in his ECHL debut vs. Kalamazoo (10/17) • Scored his first professional goal vs. Reading (10/24) • Registered a four-game point streak (2+3) from 11/8-11/19 with Elmira • Recorded his first professional multi-point game (1+1) vs. Evansville (11/15) • Scored his first AHL goal at Utica (3/20)… **2013-14:** Made his AHL debut at Toronto (4/5) • Played 58 games for the OHL's Saginaw Spirit and was fourth on the team with 49 points (22+27) • Tied a career high in goals (22) and set career highs with 27 assists, 49 points and a plus-14 rating • Notched a season-best five-game point streak (2+5) from 10/4-10/14 • Tallied four game-winning goals, including the overtime winner in his last regular season OHL game against Sault Ste. Marie (3/17) • Recorded his 100th OHL point with a second-period goal against Windsor (12/28) • Registered four points (1+3) in five playoff games… **2012-13:** Recorded his first career two-goal game against Oshawa (10/26) • Finished fifth on the Saginaw Spirit with 48 points (22+26) over 68 games • Recorded 12 multi-point games, including five two-goal games • Five-game point streak (10/20-11/3) • Scored one goal in four playoff games… **2011-12:** Played 65 games for Saginaw and notched 14 points (3+11) • Had a three-game point streak (0+5) from 3/10-3/16 • Scored five points (1+4) in 12 playoff games • His first OHL playoff goal was a shorthanded tally against Sarnia (3/31)… **2010-11:** Recorded one assist in five games as part of the gold medal-winning Canadian World U-17 Hockey Challenge team • Scored his first OHL goal in the third period against the Owen Sound Attack (10/29) • Had six points (4+2) in 62 games for Saginaw • Played 10 playoff games and notched his only playoff assist against Guelph (3/28).

CAREER STATS

			REGULAR SEASON											PLAYOFFS				
SEASON	TEAM	LEAGUE	GP	G	A	P	+/-	PIM	PP	SH	GW	S	S%	GP	G	A	P	PIM
2010-11	Saginaw	OHL	62	4	2	6	-5	49	0	0	1	–	–	10	0	1	1	0
2011-12	Saginaw	OHL	65	3	11	14	-4	76	0	0	0	–	–	12	1	4	5	2
2012-13	Saginaw	OHL	68	22	26	48	12	102	2	3	3	–	–	4	1	0	1	7
2013-14	Saginaw	OHL	58	22	27	49	14	97	0	4	4	–	–	5	1	3	4	0
	Rochester	AHL	1	0	0	0	0	0	0	0	0	0	0.0	–	–	–	–	–
2014-15	Elmira	ECHL	35	5	7	12	-15	65	1	0	1	51	9.8	–	–	–	–	–
	Rochester	AHL	26	2	0	2	-6	56	0	0	0	15	13.3	–	–	–	–	–
2015-16	Rochester	AHL	32	0	1	1	-5	53	0	0	0	13	0.0	–	–	–	–	–
	Elmira	ECHL	17	4	2	6	1	9	0	0	1	32	12.5	–	–	–	–	–

BRYCEN **MARTIN** DEFENSE

Born: **May 9, 1996** in Calgary, AB **6** ft **2** in. **212** lbs.
Shoots: **Left** Last Amateur Club: **Everett (WHL)**
Acquired: **Selected by Buffalo in the third round (74th overall) of the 2014 NHL Draft.**

CAREER STATS

2015-16: Split his final season in the Western Hockey League between the Saskatoon Blades and Everett Silvertips • Scored six goals and matched a career-high with 31 assists in 66 regular-season games • Traded to Everett midseason, where he closed out the year ranked first among defensemen and fifth overall on the team in scoring • Notched two points (1+1) in the season-opener against Prince Albert (9/25) • Began the month of November on a season-best five-game point streak from 11/3-11/20, recording nine points (1+8) during that stretch, including four straight multi-point outings • Had a four-game assist streak (0+4) from 11/22-11/28 • Had a goal and an assist in nine playoff contests with the Silvertips… **2014-15:** Joined the Rochester Americans on an amateur tryout for two games at the end of his junior season • Set career-highs in all offensive categories, including goals (7), assists (31) and points (38) in 69 combined games between the Swift Current Broncos and Saskatoon Blades of the Western Hockey League • Traded to Saskatoon midseason, where he finished the campaign with 22 points (5+17) in 30 games • Led all Blades defensemen and ranked fourth on the team in overall scoring • Paced all Saskatoon blueliners with three power-play goals • Had a four-game point streak (2+2) from 12/5-12/12 • Recorded consecutive multi-point outings vs. Medicine Hat (0+2) on 1/16 and at Kootenay (1+1) on 1/10 • Totaled 16 points (3+13) during an 11-game point streak from 1/25-2/15, tying for the 16th-longest point streak in the league; also had nine straight games with at least one assist over that stretch, tying for the second-longest assist streak in the WHL • Signed an ATO with Rochester on 4/6 • Missed three games (4/9-4/11) due to injury • Made his professional debut vs. Utica (4/17)… **2013-14:** Established career highs in goals (6), assists (31) and points (37), while appearing in all 72 regular-season games for the Swift Current Broncos (WHL) • Finished second in scoring among team defensemen, averaging .51 points per game • Ranked second Broncos defensemen with three power-play goals and led the team with 21 power-play assists • Named to the 2014 CHL/NHL Top Prospects Game, skating for Team Orr • Registered a season-high four points (1+3) vs. Moose Jaw (11/11) • Recorded two assists and four PIM in six postseason appearances with Swift Current • Registered his first playoff point with an assist in Game 3 of Swift Current's first-round series against Medicine Hat (3/25)… **2012-13:** Notched 19 points (2+17) in 67 games as a rookie for the Broncos • Led all Swift Current rookies in points and finished fourth in scoring among team defensemen • Recorded his first career point with an assist vs. Moose Jaw (9/22) • Collected two assists for his first multi-point game at Saskatoon (10/5) • Scored his first career goal as part of a three-point game (1+2) vs. Regina (1/25) • Made his WHL postseason debut in Game 1 of Swift Current's first-round series against Calgary (3/21) • Won a silver medal playing for the Canada Pacific squad at the 2013 Under-17 World Hockey Challenge… **2011-12:** Made three regular-season appearances with Swift Current • Made his WHL debut at Prince Albert (3/9) • Represented Canada as a 15-year-old at the 2012 Winter Youth Olympics.

CAREER STATS

			REGULAR SEASON											PLAYOFFS				
SEASON	TEAM	LEAGUE	GP	G	A	P	+/-	PIM	PP	SH	GW	S	S%	GP	G	A	P	PIM
2009-10	Calgary	AMBHL	33	2	22	24	–	18	–	–	–	–	–	13	0	6	6	4
2010-11	Calgary	AMBHL	31	6	36	42	–	60	–	–	–	–	–	–	–	–	–	–
2011-12	Calgary	AMBHL	25	6	11	17	–	65	–	–	–	–	–	5	0	2	2	8
	Swift Current	WHL	3	0	0	0	-3	0	0	0	0	–	0.0	–	–	–	–	–
2012-13	Swift Current	WHL	67	2	17	19	3	32	1	0	1	–	–	5	0	0	0	0
2013-14	Swift Current	WHL	72	6	31	37	-16	42	3	0	1	–	–	6	0	2	2	4
2014-15	Swift Current	WHL	39	2	14	16	1	22	0	0	1	–	–	–	–	–	–	–
	Saskatoon	WHL	30	5	17	22	-14	19	3	0	1	–	–	–	–	–	–	–
	Rochester	AHL	2	0	0	0	-2	0	0	0	0	0	0.0	–	–	–	–	–
2015-16	Everett	WHL	41	3	10	13	3	21	2	0	1	–	–	–	–	–	–	–
	Saskatoon	WHL	25	3	21	24	5	18	1	0	0	–	–	–	–	–	–	–

CASEY **NELSON** DEFENSE

Born: **July 18, 1992** in Wisconsin Rapids, WI **6** ft **1** in. **190** lbs.
Shoots: **Right** Last Amateur Club: **Minnesota State (NCAA - WCHA)**
Acquired: **Signed by Buffalo as a free agent, March 22, 2016.**

CAREER STATS

2015-16: Appeared in seven NHL games with the Sabres following the completion of his junior year at Minnesota State University (WCHA), recording four assists and five shots • Named the 2015-16 WCHA Defensive Player of the Year and earned All-WCHA First Team honors after recording 22 points (6+16) in 40 games for the Mavericks • Led all Minnesota State defensemen in scoring and ranked fourth on the team in total points • Led all skaters in plus/minus (+15) and ranked second in assists (16) • Two-time WCHA Defensive Player of the Week • Finished his tenure at Minnesota State ranked 10th on the school's career scoring list for defensemen (NCAA DI-era) • Named to 2015-16 WCHA Final Five All-Tournament Team and was a WCHA All-Academic honoree • Recorded an assist and logged 16:33 of ice time in his NHL debut vs. WPG (3/26); the assist came on Hudson Fasching's first NHL goal – he and Fasching became the first Sabres to record their first NHL points on the same goal in their debuts since Alexander Mogilny and Dave Snuggerud did so on 10/5/89 • Collected an assist for the second straight game at DET (3/28) • Earned the first multi-point game of his NHL career (0+2) at PIT (3/29)… **2014-15:** Completed his sophomore season at Minnesota State with career highs in goals (7), assists (26) and points (33) while appearing in all 40 games for the Mavericks • Named to All-WCHA Second Team and to WCHA 2014-15 All-Academic Team • Named team's Most Improved Player after leading all defensemen and ranking third on the team in scoring • His 33 points were a 28-point increase from his rookie season and were the most by a Minnesota State defenseman in a single-season in the NCAA DI era • Ranked first on team with a plus-20 rating and finished second on team in assists (26) • Scored game-winning goals vs. Alaska Anchorage (2/6) and Lake Superior State (3/13) during the first round of the WCHA playoffs… **2013-14:** Recorded five points (1+4) in 19 games as a freshman with the Mavericks • Scored his first career goal vs. Connecticut (10/19); added an assist for his first career multi-point game • Had two assists during a two-game set vs. University of Alaska Anchorage (11/29-11/30)… **2012-13:** Totaled 32 points (10+22) in 56 games with the Johnstown Tomahawks of the North American Hockey League • Named NAHL Defenseman of the Month for November after racking up nine points (3+6) in seven games • Played in 2013 NAHL Top Prospects Tournament • Appeared in two playoff contests for Johnstown… 2011-12: Finished his second season in the NAHL with 20 points (1+19) in 56 games for the Alaska Avalanche (NAHL) to rank second among team defensemen in scoring… **2010-11:** Scored one goal and added five assists for six points in 29 games for Alaska (NAHL).

CAREER STATS

			REGULAR SEASON											PLAYOFFS				
SEASON	TEAM	LEAGUE	GP	G	A	P	+/-	PIM	PP	SH	GW	S	S%	GP	G	A	P	PIM
2010-11	Alaska	NAHL	29	1	5	6	-5	8	–	–	–	–	–	–	–	–	–	–
2011-12	Alaska	NAHL	56	1	19	20	2	14	–	–	–	–	–	–	–	–	–	–
2012-13	Johnstown	NAHL	56	10	22	32	-6	42	–	–	–	–	–	2	0	0	0	0
2013-14	Minnesota State	WCHA	19	1	4	5	–	6	0	0	0	34	2.9	–	–	–	–	–
2014-15	Minnesota State	WCHA	40	7	26	33	19	16	4	0	2	–	–	–	–	–	–	–
2015-16	Minnesota State	WCHA	40	6	16	22	14	22	0	0	0	107	5.6	–	–	–	–	–
	Buffalo	**NHL**	**7**	**0**	**4**	**4**	**1**	**8**	**0**	**0**	**0**	**5**	**0.0**	--	--	--	--	--
	NHL Totals		**7**	**0**	**4**	**4**	**1**	**8**	**0**	**0**	**0**	**5**	**0.0**	--	--	--	--	--
	Buffalo Totals		**7**	**0**	**4**	**4**	**1**	**8**	**0**	**0**	**0**	**5**	**0.0**	--	--	--	--	--

CAL O'REILLY CENTER

Born: **Sept. 30, 1986** in Toronto, ON **6** ft **0** in **193** lbs
Shoots: **Left** Last Amateur Club: **Windsor (OHL)**
Acquired: **Signed by Buffalo as a free agent, July 3, 2015.**

CAREER STATS

2015-16: Recorded seven points (3+4) during a 20-game stint with the Sabres • Added 29 points (6+23) and in 47 AHL games for the Rochester Americans while serving as team captain • Tallied two assists vs. Syracuse (10/25), including the 300th assist of his AHL career • Posted a five-game point streak (1+7), including three multi-point games, from 11/20-1/28 • Received his first recall from the Buffalo Sabres on 12/5, missing Rochester's game at Albany that day and snapping a streak of 172 consecutive AHL games (regular season and playoffs) dating back to the 2013-14 season • Playing alongside younger brother, Ryan for the first time in his Sabres debut vs. NJD (12/15); the pair became the first set of siblings to play together for the Sabres in the same season since Bob and J.F. Sauve, who were teammates in Buffalo from 1980-81 to 1982-83 • Recorded an assist vs. Anaheim (12/17), his first NHL point since 2/5/12; went just five NHL games without recording a point between both games • Named to the North Division All-Star roster for the 2016 Toyota AHL All-Star Classic; the selection marked the fourth AHL All-Star appearance of his career (2009, 2010 and 2015) • Missed two games (2/5-2/6) due to injury • Scored his first goal as a Sabre – and first in the NHL since 12/21/11 vs. EDM (3/1) • Scored twice, including the game-winning goal, vs. TOR (3/31), marking his first career multi-goal game and first multi-point game at the NHL level since 11/7/10 at Anaheim; his first goal of the night, assisted by younger brother Ryan O'Reilly, was the first time in Sabres history that two brothers combined on a goal • Recorded the 400th point of his AHL career (assist) at TOR (4/16)… **2014-15:** Named team captain (10/11) • Recorded a three-point (1+2) night vs. Toronto (10/25) • Scored overtime goal at Texas (12/3) • Recorded a three-point night at San Antonio (12/5) • Set franchise record with 14-game point streak (4+14) from 3/4-4/10… **2013-14:** Scored first point (assist) during his debut as a Comet at Rochester (11/22) • Recorded a point in six of his first 10 games with the Comets • Collected back-to-back multi-assist games at Syracuse (2/21) and at Binghamton (2/22)… **2012-13:** Played his first season overseas in the KHL • Skated in 32 games with Magnitogorsk Metallurg • Recorded 19 points (3+16) in 32 games… **2011-12:** Appeared in games for three NHL franchises and two AHL teams • Skated in 33 NHL contests with Nashville, Phoenix and Pittsburgh; totaled seven points (2+5) and picked up just four penalty minutes • Made his season debut and recorded an assist at CBJ (10/7)… **2010-11:** Ranked second on the team with 18 points (6+12) when he sustained a season-ending leg injury on 1/2 (missed 43 regular-season games, 12 playoff games) • Posted a pair of five-game point streaks in his first 27 games of the season (10/30-11/11 and 11/30-12/8) • Averaged 16:54 of ice time, well above his career average entering the season (13:21) • Led the team in shootout goals (3) and efficiency (50 percent) • Scored his first career game-winning goal at DAL (10/23)… **2009-10:** Ranked second on the Predators, and third among rookies with at least two attempts, in shootout efficiency (2-for-4) • Tied for fifth among NHL rookies in faceoff efficiency (47.3%) • Posted five (2+3) of his 11 NHL points (2+9) during a four-game stretch from 2/6-2/12; the stretch included a career-high three points (0+3) vs. SJS (2/6) and his first career power-play goal at NJD (2/12) • Led the Admirals in points (40), assists (36) and plus/minus rating (plus-19) in 35 games at the time of his fourth and final recall (1/25) • Made his second straight appearance at the AHL All-Star Classic… **2008-09:** Recalled to Nashville twice (2/28 and 3/26) • Recorded an assist in his NHL debut vs. DET (2/28) • Scored his first NHL goal vs. LAK (3/28) • Posted points (3+1) in four straight contests, in games No. 4-7 of his NHL career (3/28-4/3) • Tied for second in the AHL and led Milwaukee in assists (56) • Ranked second on the Admirals and tied for 15th in the AHL in scoring (69) • Led the Admirals and tied for fifth in the league in power-play assists (26) • Ranked first on the club in power-play points (30) and shorthanded points (1+2) • Scored a goal for the Canadian team at the 2009 AHL All-Star Classic • Posted his first professional hat trick as part of a five-point outing (3+2) vs. Peoria (2/8); scored shorthanded, on the power play and at even strength • Tied for second on the Admirals in both 2009 Calder Cup playoff points (8) and assists (6)… **2007-08:** Ranked third in the AHL in assists (63) and fifth in points (79) while leading Milwaukee in both categories • Tied for fourth in the AHL in shorthanded goals (5) and for fifth in the league in shorthanded points (7) • Led all Milwaukee skaters in both power-play points (31) and plus/minus (plus-9) • Ranked ninth in the AHL and led the Admirals in shooting percentage (18.8%) • Named the CCM/AHL Player of the Month for February 2008 after leading all AHL scorers with 24 points (5+19) in 16 games during the month… **2006-07:** Led all Milwaukee skaters and AHL rookies in assists (47) • Also ranked second on Milwaukee and tied for fifth among AHL rookies in points (65) • Named the AHL Rookie of the Month for April 2007 after notching nine points (3+6) in five games • Scored his first AHL goal and recorded his first AHL regular-season assist vs. Chicago (10/13)… **2005-06:** Made his professional debut vs. Chicago (4/14) and played two regular-season games with the Admirals • Appeared in 10 postseason games with Milwaukee, making his AHL playoff debut vs. Iowa (4/21) and recording his first professional point vs. Houston (5/6) • Led Windsor, and tied for third in the OHL, in assists (81) • Tied for eighth in the OHL Spitfires in points (99) • Led Windsor in playoff points (11) and assists (8) • Runner-up for the OHL's most sportsmanlike player award • Named smartest player in the Western Conference in the 2005-06 OHL coaches' poll; also finished second in the poll for best playmaker and third for best stickhandler… **2004-05:** Ranked second on the Spitfires and tied for 18th in the OHL in points (74) • Ranked second on Windsor in assists (50) and third in goals (24) • Played in the 2005 OHL All-Star Classic.

CAL O'REILLY CENTER

CAREER STATS

			REGULAR SEASON											PLAYOFFS				
SEASON	TEAM	LEAGUE	GP	G	A	P	+/-	PIM	PP	SH	GW	S	S%	GP	G	A	P	PIM
2002-03	St. Mary's	OJHL	46	11	19	30	–	2	–	–	–	–	–	–	–	–	–	–
2003-04	Windsor	OHL	61	3	18	21	-1	2	0	0		–	–	3	0	1	1	0
2004-05	Windsor	OHL	68	24	50	74	9	16	7	1		–	–	11	4	5	9	4
2005-06	Windsor	OHL	68	18	81	99	2	8	4	1		–	–	7	3	8	11	0
	Milwaukee	AHL	2	0	0	0	0	0	0	0	0			10	0	1	1	0
2006-07	Milwaukee	AHL	78	18	47	65	-11	20	5	1	4			4	1	2	3	0
2007-08	Milwaukee	AHL	80	16	63	79	9	22	4	5				6	1	2	3	0
2008-09	Milwaukee	AHL	67	13	56	69	8	20	4	1	1			11	2	6	8	0
	Nashville	**NHL**	**11**	**3**	**2**	**5**	**2**	**2**	**0**	**0**	**0**	**6**	**50.0**	--	--	--	--	--
2009-10	Milwaukee	AHL	35	9	31	40	19	8	2	1	2			–	–	–	–	–
	Nashville	**NHL**	**31**	**2**	**9**	**11**	**1**	**4**	**1**	**0**	**0**	**23**	**8.7**	--	--	--	--	--
2010-11	**Nashville**	**NHL**	**38**	**6**	**12**	**18**	**4**	**2**	**1**	**0**	**1**	**44**	**13.6**	--	--	--	--	--
2011-12	**Nashville**	**NHL**	**5**	**0**	**1**	**1**	**-2**	**2**	**0**	**0**	**0**	**1**	**0.0**	--	--	--	--	--
	Phoenix	**NHL**	**22**	**2**	**3**	**5**	**-5**	**2**	**1**	**0**	**0**	**13**	**15.4**	--	--	--	--	--
	Portland	AHL	5	1	1	2	5	0	0	0	0	7	14.3	–	–	–	–	–
	Pittsburgh	**NHL**	**6**	**0**	**1**	**1**	**-4**	**0**	**0**	**0**	**0**	**3**	**0.0**	--	--	--	--	--
	Wilkes-Barre	AHL	21	0	10	10	-2	8	0	0	0	29	0.0	12	5	4	9	0
2012-13	Metallurg	KHL	32	3	16	19	–	30	–	–	–	–	–	7	2	2	4	2
2013-14	Utica	AHL	52	7	38	45	5	6	1	0	1	78	9.0	–	–	–	–	–
	Metallurg	KHL	14	0	1	1	–	2	–	–	–	–	–	–	–	–	–	–
	Orsk	Russia-2	3	1	3	4	3	0	0	0	0	4	25.0	–	–	–	–	–
2014-15	Utica	AHL	76	10	51	61	10	10	1	1	1	96	10.4	23	2	17	19	4
2015-16	Rochester	AHL	47	6	23	29	-20	6	3	0	1	81	7.4	–	–	–	–	–
	Buffalo	**NHL**	**20**	**3**	**4**	**7**	**-1**	**2**	**1**	**0**	**1**	**10**	**30.0**	--	--	--	--	--
	NHL Totals		**133**	**16**	**32**	**48**	**-5**	**14**	**4**	**0**	**2**	**100**	**16.0**	--	--	--	--	--
	Buffalo Totals		**20**	**3**	**4**	**7**	**-1**	**2**	**1**	**0**	**1**	**10**	**30.0**	--	--	--	--	--

EVAN **RODRIGUES** LEFT WING

Born: **July 28, 1993** in Toronto, ON **5** ft **10** in. **183** lbs.
Shoots: **Right** Last Amateur Club: **Boston University (NCAA - Hockey East)**
Acquired: **Signed by Buffalo as a free agent, April 22, 2015.**

CAREER STATS

2015-16: Joined the Sabres for their final two games of the season, recording two points (1+1) • Completed his rookie campaign with 30 points (9+21) in 72 appearances with the Rochester Americans (AHL) • Ranked second among Amerks rookies and tied for sixth overall on the team in scoring • Recorded his first professional point (assist) in his AHL debut vs. Lake Erie (10/9) • Scored his first professional goal vs. Syracuse (11/25) • Had a three-game point streak (2+1) from 11/25-11/28 • Collected two assists for his first career multi-point game vs. Hartford (12/18) • Missed the game at Bridgeport (1/2) due to injury • Notched a season-high three points (1+2) vs. Hershey (1/8) • Netted his first career game-winner at Syracuse (2/5) • Registered three assists vs. Springfield (3/4) • Earned his first-ever NHL recall from the Sabres on 4/6 and recorded five shots on goal in his NHL debut vs. CBJ (4/8) • Scored his first NHL goal and added his first NHL assist vs. NYI (4/9)… **2014-15:** Set career-highs in all offensive categories while serving as assistant captain as a senior at Boston University, recording 61 points (21+40) in 41 games for the Terriers • Finished second in the nation in assists per game (1.00) and points • Helped lead the Terriers to a Hockey East title and an appearance in the 2015 NCAA National Championship Game • Named the Most Outstanding Player of the Northeast Regional • Selected to the All-Regional Team (NCAA Tournament) and the Hockey East All-Tournament Team, and was named a Hockey East Second-Team All-Star • Led BU in points (4) and goals (3) in the NCAA Tournament • Ranked second in Hockey East in points (36), tied for fourth in goals (13), ranked third in assists (23), and ranked second in power-play points (13) • Placed second in the Hockey East Tournament in assists (7) and tied for third in points (8) • Ranked second on the team in points (61) and assists (40), and fourth in goals (21) • Named Hockey East Player of the Month for January • Earned NCAA.com No. 1 Star of the Week honors for period ending 2/10 • Tabbed NCAA.com No. 3 Star of the Week for period ending 2/3 • Back-to-back Hockey East Player of the Week (2/2 and 2/9) and a nine-time Hockey East Top Performer… **2013-14:** Appeared in 31 games for Boston University, collecting 14 points (5+9) • Named to the Hockey East All-Academic Team • Finished second on the team in shots (94) • Named a Hockey East Top Performer for period ending 10/4… **2012-13:** Skated in 38 games as a sophomore, finishing third on the team in goals (14), assists (20) and points (34) • Recipient of Paul Hines Award, given to Most Improved Player in New England • Named a Hockey East Second-Team All-Star • Led all BU skaters with a plus-15 rating • Was a three-time Hockey East Top Performer (10/15, 1/21, 1/28) • Named Hockey East Co-Player of the Week for the period ending 12/3 after recording three points (2+1) in a home-and-home series with No. 1 Boston College… **2011-12**: Totaled 12 points (2+10) in 36 appearances with the Terriers • Recorded three shots in his collegiate debut vs. New Hampshire (10/8) • Registered his first collegiate points (0+2) vs. Massachusetts (10/29) • Had a three-game point streak (1+3) snapped in NCAA Regionals against Minnesota.

CAREER STATS

			REGULAR SEASON											PLAYOFFS				
SEASON	TEAM	LEAGUE	GP	G	A	P	+/-	PIM	PP	SH	GW	S	S%	GP	G	A	P	PIM
2011-12	Boston Univ.	H-East	36	2	10	12	–	24	1	0	0	–	–	–	–	–	–	–
2012-13	Boston Univ.	H-East	38	14	20	34	–	28	3	2	0	–	–	–	–	–	–	–
2013-14	Boston Univ.	H-East	31	5	9	14	–	20	1	0	0	–	–	–	–	–	–	–
2014-15	Boston Univ.	H-East	41	21	40	61	–	31	5	0	5	–	–	–	–	–	–	–
2015-16	Rochester	AHL	72	9	21	30	-15	39	2	0	1	160	5.6	–	–	–	–	–
	Buffalo	NHL	2	1	1	2	2	0	0	0	0	8	12.5	--	--	--	--	--
	NHL Totals		2	1	1	2	2	0	0	0	0	8	12.5	--	--	--	--	--
	Buffalo Totals		2	1	1	2	2	0	0	0	0	8	12.5	--	--	--	--	--

COLE **SCHNEIDER** LEFT WING

Born: **Aug. 29, 1990** in Williamsville, NY **6** ft **1** in. **200** lbs.
Shoots: **Left** Last Amateur Club: **University of Connecticut (NCAA - AHA)**
Acquired: **Acquired by Buffalo with Michael Sdao, Eric O'Dell and Alex Guptill from the Ottawa Senators in exchange for Phil Varone, Jason Akeson and Jerome Leduc on Feb. 27, 2016.**

CAREER STATS

2015-16: Registered 42 points (17+ 25) and a team-best 153 shots on goal in 54 games with the Binghamton Senators (AHL) • Led the Senators in assists and points and ranked second on the team in goals prior to the midseason trade • Notched three points (2+1) and had a plus-4 rating vs. Toronto (10/24) • Scored twice loss at Wilkes-Barre/Scranton (10/28) • Totaled seven points (3+4) during a four-game point streak from 11/14-11/25, a stretch that featured three consecutive two-point outings • Recorded three points (1+2) vs. Hartford (12/26) • Notched a pair of assists in three straight appearances from 12/27-1/2 • Earned two assists, including the 100th of his AHL career vs. Rochester (1/15) • Posted a season-best five-game point streak (3+4) from 1/23-2/5 • Tallied three assists and a plus-3 rating in his Amerks debut vs. Springfield (3/4) • Had a four-game point streak (1+5) from 3/4-3/12 • Picked up his 200th AHL point with an assist vs. St. John's (3/25) • Reached the 20-goal mark for the third straight year with his 20th goal of the season vs. Grand Rapids (4/3) • Earned his first-ever NHL recall from the Sabres on 4/6 and became the sixth Buffalo-born player to appear in a regular-season game for the Sabres when he made his NHL debut vs. CBJ (4/8)… **2014-15:** Finished the season as Binghamton's third-leading scorer with 58 points (29+29) in 69 games played • Led the Senators and tied for fifth in the AHL with 29 goals • Notched a six-game point streak (5+8) from 11/26-12/7 • Recorded back-to-back three-point games at Adirondack (3/15) and vs. Norfolk (3/20) • Tallied eight points (4+4) during a four-game point streak from 3/14-3/21 • Scored a hat trick and added an assist vs. Albany (4/10) • Ended the season with 10 points (6+4) in his final six games… **2013-14:** Ranked third among Senators skaters with 54 points (20+34) in 69 games • Tied for second in the AHL with three shorthanded goals • Scored his first two goals of the season at Bridgeport (10/20) • Recorded five points (1+4) during a four-game point streak from 11/2-11/10 • Recorded 11 points (5+6) during a season-best seven-game point streak from 12/7-12/27 • Had two points in three consecutive games from 3/14-3/16… **2012-13:** Completed his first full season of professional hockey with the Binghamton Senators (AHL), recording 35 points (17+18) in 60 games • Tied for second among Senators rookies in scoring • Scored the first goal of his professional career vs. Bridgeport (11/24) • Tallied seven points (2+5) in an eight-game span from 2/6-2/22 • Recorded three points (1+2) vs. Albany (3/22) • Tallied three points (2+1) vs. Adirondack (3/29) • Notched a goal and an assist in the season finale at Syracuse (4/21)… **2011-12:** Led all UConn skaters with a school-record 45 points (23+22) • Selected to the All-AHA First Team • Named AHA Player of the week twice (1/9 and 3/12) • Broke the record for most points by a sophomore in first two seasons (78) in UConn D1 history • Scored four game-winning goals • Recorded two hat tricks on the season vs. Niagara (1/6) and Sacred Heart (2/10) • Registered at least one point in nine straight games (11/12-12/29) • Had three points (2+1) vs. Canisius (1/15) • Recorded three assists vs. RIT (12/2)… **2010-11:** Named to the AHA All-Rookie Team • Appeared in all 37 games and led the team with 33 points (13+20) • Ranked second in the AHA among rookie scorers • Tallied his first collegiate point (assist) at Maine (10/9) • Scored his first two collegiate goals at Army (10/23) • Named AHA Rookie and Player of the Week after notching four points (3+1) vs. Niagara (12/4) • Notched a goal and two assists vs. Sacred Heart (12/10) • Tallied three assists against Mercyhurst (1/7) • Had a five-game point streak from 2/5-2/19 • Ended the season on a three-game point streak • Notched a goal and an assist in the AHA Semifinals vs. RIT (3/18) • Named to the AHA All-Tournament Team… **2009-10:** Played for the Topeka RoadRunners of the North American Hockey League and recorded 39 points (25+14) in 29 games • Finished 11th in the league in goals despite playing 25 games fewer than the league leaders.

CAREER STATS

			REGULAR SEASON											PLAYOFFS				
SEASON	TEAM	LEAGUE	GP	G	A	P	+/-	PIM	PP	SH	GW	S	S%	GP	G	A	P	PIM
2009-10	Topeka	NAHL	29	25	14	39	18	18	8	3	2	–	–	–	–	–	–	–
2010-11	UConn	AHA	37	13	20	33	-1	30	2	0	3	–	–	–	–	–	–	–
2011-12	UConn	AHA	38	23	22	45	7	35	3	1	4	131	17.6	–	–	–	–	–
	Binghamton	AHL	11	0	2	2	-1	0	0	0	0	18	0.0	–	–	–	–	–
2012-13	Binghamton	AHL	60	17	18	35	19	37	4	1	2	130	13.1	3	0	0	0	0
2013-14	Binghamton	AHL	69	20	34	54	14	22	6	3	3	144	13.9	4	0	2	2	0
2014-15	Binghamton	AHL	69	29	29	58	3	14	8	1	5	174	16.7	–	–	–	–	–
2015-16	Binghamton	AHL	54	17	25	42	-8	32	5	3	3	153	11.1	–	–	–	–	–
	Rochester	AHL	19	4	10	14	-12	21	2	0	0	64	6.3	–	–	–	–	–
	Buffalo	NHL	2	0	0	0	0	0	0	0	0	5	0.0	--	--	--	--	--
	NHL Totals		**2**	**0**	**0**	**0**	**0**	**0**	**0**	**0**	**0**	**5**	**0.0**	--	--	--	--	--
	Buffalo Totals		**2**	**0**	**0**	**0**	**0**	**0**	**0**	**0**	**0**	**5**	**0.0**	--	--	--	--	--

LINUS **ULLMARK** GOALTENDER

Born: **July 31, 1993** in Lugnvik, SWE **6** ft **4** in **221** lbs
Catches: **Left** Last Amateur Club: **Modo (Sweden-Jr.)**
Acquired: **Selected by Buffalo in the sixth round (163rd overall) of the 2012 NHL Draft.**

CAREER STATS

2015-16: Made his North American debut, splitting time between the Sabres and the Rochester Americans (AHL) • Went 8-10-0 with a 2.60 GAA and a .913 SV% in 20 games for Buffalo • Appeared in 28 games with the Amerks, posting a 10-16-0 record with a 3.41 GAA and a .902 SV% • Appeared in 20 games for the Sabres, becoming the 11th rookie goaltender in franchise history to do so • Made his North American debut vs. Utica (10/10), turning aside 38 of 39 to earn his first AHL win • Received his first-ever NHL recall from the Buffalo Sabres on 10/23 and made his NHL debut vs. NJD (10/24) • Earned his first NHL win by stopping 27 of 28 shots vs. PHI (10/30); became the youngest goaltender to earn a win for the Sabres since Mika Noronen (21 years, 111 days) did so on 10/5/00 vs. CHI • Started four straight games for the Sabres (10/30-11/5), becoming the first Buffalo goaltender to make four straight team starts in his first NHL season since Ryan Miller did so from 12/31/02 to 1/10/03 • Made an NHL season-high 42 saves at DET (12/1) and again at WPG (1/10) • Stopped a season-high 51 shots – the most by an AHL goaltender in a single game in 2015-16 and the most by a Rochester goalie in more than six years –at Syracuse (2/20) • Named the CCM/AHL Player of the Week for period ending 2/21 after allowing just three goals (.969 SV%) on 97 shots in consecutive victories over Portland and Syracuse • Posted a season-best four-game win streak from 3/5-3/16... **2014-15:** Appeared in 35 games in his second full season with Modo, matching his career-high total set in 2013-14 • Helped Modo avoid relegation with a 4-0 postseason record, recording a 0.50 GAA and a .980 SV%... **2013-14:** Won the Swedish Hockey League's Honken Trophy for Goalie of the Year • Posted a league-best .931 SV% • Played in 35 games for Modo and went 14-15-4 with a 2.08 GAA and three shutouts • Part of the bronze-medal winning Swedish team at the 2014 World Championship... **2012-13:** Went 3-1-0 in six games for Modo and posted a 2.07 GAA and a .934 SV% • Went 1-1-0 with a 1.47 GAA and a .955 SV% in two playoff games for Modo • Played the majority of the season with Modo's U-20 team and won the league's Best Goaltender award • Went 18-5-0 with a 2.04 GAA and a .924 SV% • Guided Modo's U-20 team to the SuperElit silver medal thanks to a 4-1-0 record • Posted a 1.39 GAA and a .947 SV% in five playoff games • Played six games with Mora of the Swedish second league and posted a 4-2-0 record with a 2.10 GAA and a .904 SV%... **2011-12:** Made his debut for Modo, allowing eight goals in three games • Posted a 2.76 GAA and a .918 SV% for Modo's U-20 team in 25 games • Played five playoff games and had a 2.24 GAA and a .927 SV%... **2010-11:** Posted the best GAA (2.35) in the Swedish U-18 Allsvenskan league • Played 24 games for Modo's U-18 team and posted a career-high five shutouts.

CAREER STATS

			REGULAR SEASON									PLAYOFFS							
SEASON	TEAM	LEAGUE	GP	W	L	OT	SO	GA	SV%	GAA	MIN	GP	W	L	SO	GA	SV%	GAA	MIN
2008-09	Kramfors U18	SWE-U18	14	–	–	–	0	54	.895	3.93	894	–	–	–	–	–	–	–	–
2009-10	Modo U18	SWE-U18	8	–	–	–	1	26	–	3.22	484	2	–	–	0	7	.896	3.50	120
	Kramfors U18	SWE-U18	2	–	–	–	0	11	.820	5.50	120	–	–	–	–	–	–	–	–
2010-11	Modo U18	SWE-U18	24	–	–	–	5	51	–	2.20	1,387	2	–	–	0	6	.850	3.49	103
	Modo Jr.	SWE-Jr.	1	–	–	–	0	2	.923	2.00	60	–	–	–	–	–	–	–	–
2011-12	Modo Jr.	SWE-Jr.	25	–	–	–	1	70	.918	2.76	1,521	5	–	–	1	9	.927	2.24	242
	Modo	SHL	3	–	–	–	0	8	.889	3.24	148	–	–	–	–	–	–	–	–
2012-13	Modo Jr.	SWE-Jr.	23	18	5	0	2	46	.924	2.04	1,352	5	4	1	–	1	.947	1.39	–
	Modo	SHL	6	3	1	0	0	11	.934	2.07	320	2	1	1	0	3	.955	1.47	123
	Mora	SWE-2	6	4	2	0	0	12	.904	2.10	343	–	–	–	–	–	–	–	–
2013-14	Modo	SHL	35	17	16	0	3	71	.931	2.08	2,043	2	0	2	0	9	.899	4.24	127
2014-15	Modo	SHL	35	12	20	0	1	100	.905	3.12	1,926	4	4	0	2	2	.980	0.50	240
2015-16	Rochester	AHL	28	10	16	0	0	90	.902	3.41	1,582	–	–	–	–	–	–	–	–
	Buffalo	**NHL**	**20**	**8**	**10**	**2**	**0**	**49**	**.913**	**2.60**	**1,131**	--	--	--	--	--	--	--	--
	NHL Totals		**20**	**8**	**10**	**2**	**0**	**49**	**.913**	**2.60**	**1,131**	--	--	--	--	--	--	--	--
	Buffalo Totals		**20**	**8**	**10**	**2**	**0**	**49**	**.913**	**2.60**	**1,131**	--	--	--	--	--	--	--	--

RASMUS **ASPLUND** CENTER SELECTED IN THE SECOND ROUND (33RD OVERALL) IN 2016

Born **DEC. 3, 1997** in Filipstad, SWE **5** ft **11** in. **176** lbs.

CAREER STATS

			REGULAR SEASON					PLAYOFFS				
SEASON	TEAM	LEAGUE	GP	G	A	P	PIM	GP	G	A	P	PIM
2013-14	Färjestad BK Jr.	SWE-Jr.	6	1	3	4	2	4	1	0	1	0
2014-15	Färjestad BK	SHL	35	2	1	3	4	3	0	0	0	0
	Färjestad BK Jr.	SWE-Jr.	19	8	17	25	14	6	3	4	7	0
	Sweden	WJC-U18	5	2	3	5	8	–	–	–	–	–
2015-16	Färjestad BK	SHL	46	4	8	12	16	3	0	0	0	0
	Sweden	WJC	7	3	2	5	6	–	–	–	–	–

WILLIAM **BORGEN** DEFENSE SELECTED IN THE FOURTH ROUND (92ND OVERALL) IN 2015

Born **DEC. 19, 1996** in Moorhead, MN **6** ft **2** in. **188** lbs.

CAREER STATS

			REGULAR SEASON					PLAYOFFS				
SEASON	TEAM	LEAGUE	GP	G	A	P	PIM	GP	G	A	P	PIM
2012-13	Moorhead	Minn. HS	24	3	16	19	22	6	1	3	4	2
2013-14	Moorhead	Minn. HS	24	6	10	16	35	3	2	3	5	2
2014-15	Moorhead	Minn. HS	24	3	16	19	22	–	–	–	–	–
	Omaha	USHL	18	1	5	6	0	3	0	0	0	0
2015-16	St. Cloud State	NCHC	37	1	13	14	36	–	–	–	–	–
	United States	WJC	7	0	3	3	2	–	–	–	–	–

CHRISTOPHER **BROWN** CENTER SELECTED IN THE SIXTH ROUND (151ST OVERALL) IN 2014

Born **FEB. 22, 1996** in Pontiac, MI **6** ft **0** in. **179** lbs.

CAREER STATS

			REGULAR SEASON					PLAYOFFS				
SEASON	TEAM	LEAGUE	GP	G	A	P	PIM	GP	G	A	P	PIM
2012-13	Cranbrook Kingswood	Mich. HS	31	23	27	50	6	–	–	–	–	–
2013-14	Cranbrook Kingswood	Mich. HS	28	26	58	84	21	–	–	–	–	–
	Green Bay	USHL	2	0	0	0	0	–	–	–	–	–
2014-15	Green Bay	USHL	43	13	19	32	22	–	–	–	–	–
	Tri-City	USHL	15	0	5	5	2	6	0	0	0	0
2015-16	Boston College	H-East	41	2	9	11	8	–	–	–	–	–

VOJTECH **BUDIK** DEFENSE SELECTED IN THE FIFTH ROUND (130TH OVERALL) IN 2016

Born **JAN. 29, 1998** in Holice, CZE **6** ft **1** in. **189** lbs.

CAREER STATS

			REGULAR SEASON					PLAYOFFS				
SEASON	TEAM	LEAGUE	GP	G	A	P	PIM	GP	G	A	P	PIM
2014-15	HC Pardubice U20	Czech U20	19	0	5	5	8	–	–	–	–	–
	Czech Republic	WJC-U18	5	0	0	0	2	–	–	–	–	–
2015-16	Prince Albert	WHL	70	3	13	16	20	5	1	0	1	2
	Czech Republic	WJC-U18	5	0	2	2	8	–	–	–	–	–

IVAN **CHUKAROV** DEFENSE SELECTED IN THE SEVENTH ROUND (182ND OVERALL) IN 2015

Born **APR. 3, 1995** in Des Plaines, IL **6** ft **2** in. **203** lbs.

CAREER STATS

			REGULAR SEASON					PLAYOFFS				
SEASON	TEAM	LEAGUE	GP	G	A	P	PIM	GP	G	A	P	PIM
2013-14	Minnesota	NAHL	44	4	8	12	28	5	1	2	3	0
2014-15	Minnesota	NAHL	55	12	31	43	63	12	0	6	6	6
2015-16	Massachusetts	H-East	36	3	5	8	10	–	–	–	–	–

GIORGIO **ESTEPHAN** CENTER SELECTED IN THE SIXTH ROUND (152ND OVERALL) IN 2015

Born **FEB. 3, 1997** in Edmonton, AB **6** ft **0** in. **196** lbs.

CAREER STATS

			REGULAR SEASON					PLAYOFFS				
SEASON	TEAM	LEAGUE	GP	G	A	P	PIM	GP	G	A	P	PIM
2012-13	Lethbridge	WHL	3	1	0	1	0	–	–	–	–	–
2013-14	Lethbridge	WHL	64	12	12	24	18	–	–	–	–	–
2014-15	Lethbridge	WHL	64	23	28	51	18	–	–	–	–	–
2015-16	Lethbridge	WHL	59	30	44	74	12	5	2	2	4	4
	Rochester	AHL	6	1	0	1	0	–	–	–	–	–

CASEY **FITZGERALD** DEFENSE SELECTED IN THE THIRD ROUND (86TH OVERALL) IN 2016

Born **FEB. 25, 1997** in North Reading, MA **5** ft **11** in. **186** lbs.

CAREER STATS

			REGULAR SEASON					PLAYOFFS				
SEASON	TEAM	LEAGUE	GP	G	A	P	PIM	GP	G	A	P	PIM
2013-14	USNTDP	U17	52	3	9	12	43	–	–	–	–	–
	USNTDP	USHL	33	2	1	3	18	–	–	–	–	–
2014-15	USNTDP	U18	57	9	16	25	67	–	–	–	–	–
	USNTDP	USHL	22	3	5	8	53	–	–	–	–	–
	United States	WJC-U18	7	1	3	4	4	–	–	–	–	–
2015-16	Boston College	H-East	39	4	23	27	46	–	–	–	–	–

ANTHONY **FLORENTINO** DEFENSE SELECTED IN THE FIFTH ROUND (143RD OVERALL) IN 2013

Born **JAN. 30, 1995** in Boston, MA **6** ft **0** in. **207** lbs.

CAREER STATS

			REGULAR SEASON					PLAYOFFS				
SEASON	TEAM	LEAGUE	GP	G	A	P	PIM	GP	G	A	P	PIM
2011-12	South Kent	Conn. HS	36	5	14	19	–	–	–	–	–	–
2012-13	South Kent	Conn. HS	62	21	32	53	68	–	–	–	–	–
2013-14	Providence	H-East	30	5	6	11	16	–	–	–	–	–
2014-15	Providence	H-East	40	3	12	15	25	–	–	–	–	–
2015-16	Providence	H-East	31	5	7	12	37	–	–	–	–	–

VASILY **GLOTOV** CENTER SELECTED IN THE SEVENTH ROUND (190TH OVERALL) IN 2016

Born **SEPT. 4, 1997** in Barnaul, RUS **5** ft **11** in. **158** lbs.

CAREER STATS

			REGULAR SEASON					PLAYOFFS				
SEASON	TEAM	LEAGUE	GP	G	A	P	PIM	GP	G	A	P	PIM
2014-15	Serebryanye Lvy St. Petersburg	MHL	53	8	6	14	14	4	0	1	1	4
2015-16	Serebryanye Lvy St. Petersburg	MHL	42	23	32	55	34	–	–	–	–	–

BRENDAN **GUHLE** DEFENSE SELECTED IN THE SECOND ROUND (51ST OVERALL) IN 2015

Born **JUL. 29, 1997** in Sherwood Park, AB **6** ft **1** in. **186** lbs.

CAREER STATS

			REGULAR SEASON					PLAYOFFS				
SEASON	TEAM	LEAGUE	GP	G	A	P	PIM	GP	G	A	P	PIM
2013-14	Prince Albert	WHL	51	0	10	10	29	5	1	1	2	0
2014-15	Prince Albert	WHL	72	5	27	32	36	–	–	–	–	–
2015-16	Prince Albert	WHL	63	10	18	28	53	5	0	3	3	6
	Rochester	AHL	6	1	3	4	0	–	–	–	–	–

BRANDON **HAGEL** LEFT WING SELECTED IN THE SIXTH ROUND (159TH OVERALL) IN 2016

Born **AUG. 27, 1998** in Saskatoon, SK **6** ft **0** in. **160** lbs.

CAREER STATS

			REGULAR SEASON					PLAYOFFS				
SEASON	TEAM	LEAGUE	GP	G	A	P	PIM	GP	G	A	P	PIM
2014-15	Whitecourt	AJHL	6	1	1	2	0	–	–	–	–	–
2015-16	Red Deer	WHL	72	13	34	47	46	17	1	9	10	18
	Whitecourt	AJHL	3	1	2	3	2	–	–	–	–	–

CONNOR **HURLEY** CENTER SELECTED IN THE SECOND ROUND (38TH OVERALL) IN 2013

Born **SEPT. 15, 1995** in Eagan, MN **6** ft **2** in. **178** lbs.

CAREER STATS

			REGULAR SEASON					PLAYOFFS				
SEASON	TEAM	LEAGUE	GP	G	A	P	PIM	GP	G	A	P	PIM
2011-12	Edina	Minn. HS	25	22	26	48	10	5	4	6	10	2
2012-13	Edina	Minn. HS	25	15	28	43	8	–	–	–	–	–
	Muskegon	USHL	11	1	7	8	4	3	0	1	1	4
2013-14	Muskegon	USHL	21	3	11	14	14	–	–	–	–	–
	Green Bay	USHL	35	10	26	36	18	4	2	2	4	2
2014-15	Notre Dame	H-East	41	4	10	14	6	–	–	–	–	–
2015-16	Notre Dame	H-East	36	6	12	18	10	–	–	–	–	–

JONAS **JOHANSSON** GOALTENDER SELECTED IN THE THIRD ROUND (61ST OVERALL) IN 2014

Born **SEPT. 19, 1995** in Gavle, SWE **6** ft **4** in. **206** lbs.

CAREER STATS

			REGULAR SEASON					PLAYOFFS			
SEASON	TEAM	LEAGUE	GP	W	L	OT	GAA	GP	W	L	GAA
2011-12	Brynas U18	SWE-U18	11	–	–	–	2.83	3	–	–	2.36
	Brynas Jr.	SWE-Jr.	5	–	–	–	3.29	–	–	–	–
2012-13	Brynas Jr.	SWE-Jr.	29	–	–	–	2.91	2	–	–	1.93
	Brynas U18	SWE-U18	5	–	–	–	2.36	7	–	–	2.93
2013-14	Brynas Jr.	SWE-Jr.	23	–	–	–	2.32	7	–	–	2.36
	Brynas	SHL	4	2	2	0	2.96	–	–	–	–
2014-15	Brynas Jr.	SWE-Jr.	13	–	–	–	3.62	2	–	–	3.52
	Brynas	SHL	2	0	2	0	6.30	–	–	–	–
	Almtuna	SWE-1	9	–	–	–	2.58	–	–	–	–
2015-16	Almtuna	SWE-1	42	24	17	2	2.39	–	–	–	–

SEAN **MALONE** CENTER SELECTED IN THE SIXTH ROUND (159TH OVERALL) IN 2013

Born **APR. 30, 1995** in Buffalo, NY **6** ft **0** in. **190** lbs.

CAREER STATS

			REGULAR SEASON					PLAYOFFS				
SEASON	TEAM	LEAGUE	GP	G	A	P	PIM	GP	G	A	P	PIM
2011-12	Nichols	N.Y. HS	32	34	36	70	–	1	0	1	1	0
2012-13	USA U-18	USHL	44	13	14	27	19	–	–	–	–	–
2013-14	Harvard	ECAC	31	6	14	20	16	–	–	–	–	–
2014-15	Harvard	ECAC	21	8	10	18	12	–	–	–	–	–
2015-16	Harvard	ECAC	27	10	9	19	8	–	–	–	–	–

BRETT **MURRAY** LEFT WING SELECTED IN THE FOURTH ROUND (99TH OVERALL) IN 2016

Born **JUL. 20, 1998** in Bolton, ONT **6** ft **4** in. **216** lbs.

CAREER STATS

			REGULAR SEASON					PLAYOFFS				
SEASON	TEAM	LEAGUE	GP	G	A	P	PIM	GP	G	A	P	PIM
2015-16	Carleton Place	CCHL	48	14	32	46	16	16	5	8	13	4

PHILIP **NYBERG** DEFENSE SELECTED IN THE FIFTH ROUND (129TH OVERALL) IN 2016

Born **APR. 27, 1997** in Karlskrona, SWE **6** ft **3** in. **189** lbs.

CAREER STATS

			REGULAR SEASON					PLAYOFFS				
SEASON	TEAM	LEAGUE	GP	G	A	P	PIM	GP	G	A	P	PIM
2014-15	Linköping HC J20	SWE-Jr.	3	0	0	0	2	2	0	0	0	0
2015-16	Linköping HC J20	SWE-Jr.	45	4	14	18	51	4	1	0	1	2

ALEXANDER **NYLANDER** RIGHT WING SELECTED IN THE FIRST ROUND (8TH OVERALL) IN 2016

Born **MAR. 2, 1998** in Calgary, AB **6** ft **1** in. **180** lbs.

CAREER STATS

			REGULAR SEASON					PLAYOFFS				
SEASON	TEAM	LEAGUE	GP	G	A	P	PIM	GP	G	A	P	PIM
2014-15	AIK J20	SWE-Jr.	42	15	25	40	12	2	0	1	1	0
	AIK	SHL	3	0	0	0	0	4	1	1	2	0
2015-16	Mississauga	OHL	57	28	47	75	18	6	6	6	12	2
	Sweden	WJC	7	4	5	9	0	–	–	–	–	–
	Sweden	WJC-U18	7	3	8	11	0	–	–	–	–	–

VICTOR **OLOFSSON** CENTER SELECTED IN THE SEVENTH ROUND (181ST OVERALL) IN 2014

Born **JUL.18, 1995** in Ornskoldsvik, SWE **5** ft **11** in. **173** lbs.

CAREER STATS

			REGULAR SEASON					PLAYOFFS				
SEASON	TEAM	LEAGUE	GP	G	A	P	PIM	GP	G	A	P	PIM
2012-13	MODO Jr.	SWE-Jr.	7	2	3	5	0	6	0	1	1	0
2013-14	MODO Jr.	SWE-Jr.	44	32	21	53	16	5	4	5	9	2
	MODO	SHL	11	0	0	0	0	–	–	–	–	–
2014-15	MODO	SHL	39	10	8	18	4	5	3	5	8	0
	Timra	SWE-1	8	2	0	2	0	–	–	–	–	–
	Sweden	WJC	7	0	1	1	0	–	–	–	–	–
2015-16	MODO	SHL	49	14	15	29	6	–	–	–	–	–

AUSTIN **OSMANSKI** DEFENSE SELECTED IN THE SEVENTH ROUND (189TH OVERALL) IN 2016

Born **APR. 30, 1998** in East Aurora, NY **6** ft **3** in. **196** lbs.

CAREER STATS

			REGULAR SEASON					PLAYOFFS				
SEASON	TEAM	LEAGUE	GP	G	A	P	PIM	GP	G	A	P	PIM
2014-15	Buffalo Jr. Sabres	T1 EHL-U18	32	4	13	17	38	4	0	1	1	4
2015-16	Mississauga	OHL	65	2	8	10	53	7	0	1	1	8

CAL **PETERSEN** GOALTENDER SELECTED IN THE FIFTH ROUND (129TH OVERALL) IN 2013

Born **OCT. 19, 1994** in Waterloo, IA **6** ft **1** in. **182** lbs.

CAREER STATS

			REGULAR SEASON					PLAYOFFS			
SEASON	TEAM	LEAGUE	GP	W	L	OT	GAA	GP	W	L	GAA
2011-12	Waterloo	USHL	5	1	0	1	1.86	–	–	–	–
2012-13	Waterloo	USHL	35	21	11	1	2.97	4	2	2	4.26
2013-14	Waterloo	USHL	38	27	7	4	2.50	12	8	4	2.37
2014-15	Notre Dame	H-East	33	13	16	3	2.51	–	–	–	–
2015-16	Notre Dame	H-East	37	19	11	7	2.20	–	–	–	–

JUDD **PETERSON** RIGHT WING SELECTED IN THE SEVENTH ROUND (204TH OVERALL) IN 2012

Born **SEPT. 27, 1993** in Duluth, MN **6** ft **0** in. **189** lbs.

CAREER STATS

			REGULAR SEASON					PLAYOFFS				
SEASON	TEAM	LEAGUE	GP	G	A	P	PIM	GP	G	A	P	PIM
2009-10	Duluth Marshall	Minn. HS	25	16	14	30	24	–	–	–	–	–
2010-11	Duluth Marshall	Minn. HS	27	25	21	46	40	–	–	–	–	–
	Team North	UMHSEL	24	8	3	11	22	–	–	–	–	–
2011-12	Duluth Marshall	Minn. HS	30	47	36	83	32	–	–	–	–	–
	Team North	UMHSEL	16	4	2	6	22	–	–	–	–	–
2012-13	Cedar Rapids	USHL	46	11	15	26	38	–	–	–	–	–
2013-14	Cedar Rapids	USHL	47	16	15	31	43	–	–	–	–	–
2014-15	St. Cloud State	NCHC	37	4	3	7	20	–	–	–	–	–
2015-16	St. Cloud State	NCHC	38	16	7	23	14	–	–	–	–	–

GUSTAV **POSSLER** RIGHT WING SELECTED IN THE FIFTH ROUND (130TH OVERALL) IN 2013

Born **NOV. 11, 1994** in Södertälje, SWE **6** ft **0** in. **183** lbs.

CAREER STATS

			REGULAR SEASON					PLAYOFFS				
SEASON	TEAM	LEAGUE	GP	G	A	P	PIM	GP	G	A	P	PIM
2011-12	MODO Jr.	SWE-Jr.	37	23	17	40	14	8	2	1	3	4
2012-13	MODO Jr.	SWE-Jr.	36	19	21	40	28	7	4	4	8	4
	MODO	SHL	7	1	0	1	2	–	–	–	–	–
	Mora	SWE-1	3	0	0	0	0	–	–	–	–	–
2013-14	MODO	SHL	22	8	7	15	4	–	–	–	–	–
2014-15	MODO	SHL	47	9	12	21	8	–	–	–	–	–
2015-16	MODO	SHL	52	9	15	24	6	–	–	–	–	–

CLIFF **PU** RIGHT WING SELECTED IN THE THIRD ROUND (69TH OVERALL) IN 2016

Born **JUN. 3, 1998** in North York, ONT **6** ft **2** in. **192** lbs.

CAREER STATS

			REGULAR SEASON					PLAYOFFS				
SEASON	TEAM	LEAGUE	GP	G	A	P	PIM	GP	G	A	P	PIM
2014-15	London	OHL	24	2	4	6	2	5	0	0	0	0
	Oshawa	OHL	17	2	1	3	2	–	–	–	–	–
2015-16	London	OHL	63	12	19	31	24	18	8	5	13	6

DEVANTE **STEPHENS** DEFENSE SELECTED IN THE FIFTH ROUND (122ND OVERALL) IN 2015

Born **JAN 2, 1997** in Surrey, BC **6** ft **1** in. **172** lbs.

CAREER STATS

			REGULAR SEASON					PLAYOFFS				
SEASON	TEAM	LEAGUE	GP	G	A	P	PIM	GP	G	A	P	PIM
2014-15	Kelowna	WHL	64	4	7	11	33	17	0	4	4	8
2015-16	Kelowna	WHL	72	2	9	11	58	18	0	1	1	12

MAXWELL **WILLMAN** CENTER SELECTED IN FIFTH ROUND (121ST OVERALL) IN 2014

Born **Feb 13, 1995** in Barnstable, MA **6** ft **0** in. **184** lbs.

CAREER STATS

			REGULAR SEASON					PLAYOFFS				
SEASON	**TEAM**	**LEAGUE**	**GP**	**G**	**A**	**P**	**PIM**	**GP**	**G**	**A**	**P**	**PIM**
2013-14	Williston-Northampton	Mass. HS	25	21	23	44	–	–	–	–	–	–
2014-15	Brown University	ECAC	30	1	2	3	12	–	–	–	–	–
2015-16	Brown University	ECAC	29	3	8	11	10	–	–	–	–	–

SEASON IN **REVIEW**

EASTERN CONFERENCE STANDINGS

ATLANTIC

RANK	TEAM	GP	W	L	OT	P	ROW	GF	GA	DIFF	HOME	AWAY
1	FLORIDA	82	47	26	9	103	40	239	203	36	25-11-5	22-15-4
2	TAMPA BAY	82	46	31	5	97	43	227	201	26	25-13-3	21-18-2
3	DETROIT	82	41	30	11	93	39	211	224	-13	22-13-6	19-17-5
4	BOSTON	82	42	31	9	93	38	240	230	10	17-18-6	25-13-3
5	OTTAWA	82	38	35	9	85	32	236	247	-11	21-14-6	17-21-3
6	MONTREAL	82	38	38	6	82	33	221	236	-15	22-16-3	16-22-3
7	**BUFFALO**	**82**	**35**	**36**	**11**	**81**	**33**	**201**	**222**	**-21**	**16-19-6**	**19-17-5**
8	TORONTO	82	29	42	11	69	23	198	246	-48	14-18-9	15-24-2

METROPOLITAN

RANK	TEAM	GP	W	L	OT	P	ROW	GF	GA	DIFF	HOME	AWAY
1	WASHINGTON	82	56	18	8	120	52	252	193	59	29-8-4	27-10-4
2	PITTSBURGH	82	48	26	8	104	44	245	203	42	26-11-4	22-15-4
3	NY RANGERS	82	46	27	9	101	43	236	217	19	27-10-4	19-17-5
4	NY ISLANDERS	82	45	27	10	100	40	232	216	16	25-11-5	20-16-5
5	PHILADELPHIA	82	41	27	14	96	38	214	218	-4	23-10-8	18-17-6
6	CAROLINA	82	35	31	16	86	33	198	226	-28	19-15-7	16-16-9
7	NEW JERSEY	82	38	36	8	84	36	184	208	-24	19-17-5	19-19-3
8	COLUMBUS	82	34	40	8	76	28	219	252	-33	18-17-6	16-23-2

WESTERN CONFERENCE STANDINGS

CENTRAL

RANK	TEAM	GP	W	L	OT	P	ROW	GF	GA	DIFF	HOME	AWAY
1	DALLAS	82	50	23	9	109	48	267	230	37	28-11-2	22-12-7
2	ST. LOUIS	82	49	24	9	107	44	224	201	23	24-13-4	25-11-5
3	CHICAGO	82	47	26	9	103	46	235	209	26	26-11-4	21-15-5
4	NASHVILLE	82	41	27	14	96	37	228	215	13	23-11-7	18-16-7
5	MINNESOTA	82	38	33	11	87	35	216	206	10	21-16-4	17-17-7
6	COLORADO	82	39	39	4	82	35	216	240	-24	17-20-4	22-19-0
7	WINNIPEG	82	35	39	8	78	32	215	239	-24	18-19-4	17-20-4

PACIFIC

RANK	TEAM	GP	W	L	OT	P	ROW	GF	GA	DIFF	HOME	AWAY
1	ANAHEIM	82	46	25	11	103	43	218	192	26	25-10-6	21-15-5
2	LOS ANGELES	82	48	28	6	102	46	225	195	30	26-12-3	22-16-3
3	SAN JOSE	82	46	30	6	98	42	241	210	31	18-20-3	28-10-3
4	ARIZONA	82	35	39	8	78	34	209	245	-36	22-15-4	13-24-4
5	CALGARY	82	35	40	7	77	33	231	260	-29	21-16-4	14-24-3
6	VANCOUVER	82	31	38	13	75	26	191	243	-52	15-21-5	16-17-8
7	EDMONTON	82	31	43	8	70	27	203	245	-42	19-20-2	12-23-6

CONFERENCE QUARTERFINALS

ATLANTIC DIVISION — FINAL SCORE

WC1 NY Islanders def. 1 Florida ..... (4-2)
2 Tampa Bay def. 3 Detroit ..... (4-1)

METROPOLITAN DIVISION — FINAL SCORE

1 Washington def. WC2 Philadelphia ..... (4-2)
2 Pittsburgh def. 3 NY Rangers ..... (4-1)

CENTRAL DIVISION — FINAL SCORE

1 Dallas def. WC2 Minnesota ..... (4-2)
2 St. Louis def. 3 Chicago ..... (4-3)

PACIFIC DIVISION — FINAL SCORE

WC1 Nashville def. 1 Anaheim ..... (4-3)
3 San Jose def. 2 Los Angeles ..... (4-1)

CONFERENCE SEMIFINALS

TEAMS — FINAL SCORE

2 Tampa Bay def. WC1 NY Islanders ..... (4-1)
2 Pittsburgh def. 1 Washington ..... (4-2)
2 St. Louis def. 1 Dallas ..... (4-3)
3 San Jose def. WC1 Nashville ..... (4-3)

CONFERENCE FINALS

TEAMS — FINAL SCORE

2 Pittsburgh def. 2 Tampa Bay ..... (4-3)
3 San Jose def. 2 St. Louis ..... (4-2)

STANLEY CUP FINAL

TEAMS — FINAL SCORE

2 Pittsburgh def. 3 San Jose ..... (4-2)

STANLEY CUP PLAYOFF FORMAT

The NHL underwent a divisional realignment prior to the 2013-14 season that affected the league's playoff format. The new format is as follows:

Playoff qualification will be primarily Division-based, with the top three finishers in each Division qualifying for the first 12 spots in the Stanley Cup Playoffs (and the first three "seeds" in each Division).

The two additional playoff spots in each Conference, designated as "Wild Cards," will be awarded to the next two highest-placed finishers in each Conference, ranked on the basis of regular-season points and regardless of Division.

"Seeding" of the Wild Card teams within each Divisional Playoff will be determined on the basis of regular-season points. The first-place finisher with the most regular-season points in the Conference will be matched against the Wild Card team with the fewest regular-season points, and the first-place finisher with the second-most regular-season points in the Conference matched against the Wild Card team with the second-fewest regular-season points.

The Playoffs will proceed as follows:

- #1 vs. WC / #2 vs. #3 – Winners play each other for berth in Conference Championship
- Conference Finals – Two advancing teams in the West and two advancing teams in the East meet in Conference Championship
- Eastern and Western Conference Champions meet in Stanley Cup Final

TEAM GAME-BY-GAME

#	DATE	TEAM	W-L-OT	RECORD	GF-GA	SCORERS	W GOAL	PP	PK	SF-SA	W-L GLTDR.	ATTEND.
1	10/8/2015	OTT	L	00-01-00	1-3	15p	7	1-3	0-0	27-22	41 / 31	19070+
2	10/10/2015	TBL	L	00-02-00	1-4	44	86	0-2	3-3	25-31	30 / 31	17739
3	10/12/2015	CBJ	W	01-02-00	4-2	55p,90p,15,26p	15	3-7	1-3	33-24	31 / 72	18075
4	10/15/2015	@ FLA	L	01-03-00	2-3	29,63p	16	1-6	3-5	26-29	1 / 31	11616
5	10/17/2015	@ TBL	L	01-04-00	1-2	23	17	0-3	3-4	32-22	30 / 31	19092+
6	10/21/2015	TOR	W**	02-04-00	2-1	9	26	0-4	1-1	35-24	31 / 45	17762
7	10/23/2015	MTL	L	02-05-00	2-7	26,90p	17	1-4	1-3	36-26	39 / 31	18214
8	10/24/2015	NJD	L	02-06-00	3-4	63p,90,15p	14	2-5	2-2	29-28	35 / 35	18040
9	10/27/2015	@ PHI	W*	03-06-00	4-3	63,88p,29,28	28	1-2	2-2	40-33	31 / 35	19432
10	10/29/2015	@ PIT	L	03-07-00	3-4	88,44,26	71	0-2	0-1	53-29	37 / 31	18415+
11	10/30/2015	PHI	W	04-07-00	3-1	15,90p,44	90	1-6	4-4	36-28	35 / 30	18023
12	11/1/2015	@ NYI	W	05-07-00	2-1	26,23	23	0-0	0-0	22-30	35 / 1	11278
13	11/5/2015	TBL	L	05-08-00	1-4	15	9	0-2	3-3	31-22	88 / 35	18161
14	11/7/2015	VAN	W	06-08-00	3-2	88,55p,55	55	1-2	2-2	22-37	35 / 30	19070+
15	11/10/2015	@ TBL	W	07-08-00	4-1	15p,46,82,55	46	1-3	4-5	27-31	31 / 88	19092+
16	11/12/2015	@ FLA	W	08-08-00	3-2	12,46,23p	23	1-1	2-3	19-38	35 / 1	11271
17	11/14/2015	SJS	O*	08-08-01	1-2	90	12	0-3	2-3	31-32	31 / 31	18611
18	11/17/2015	DAL	L	08-09-01	1-3	90p	90	1-3	1-1	25-29	31 / 35	18101
19	11/19/2015	@ STL	O**	08-09-02	2-3	23,90	20	0-4	1-3	34-29	34 / 35	17359
20	11/21/2015	@ DAL	L	08-10-02	0-3		21	0-3	4-5	22-32	31 / 31	18532+
21	11/23/2015	STL	L	08-11-02	1-2	17	15	0-3	0-0	25-26	34 / 35	17563
22	11/25/2015	NSH	L	08-12-02	2-3	9,15	11	0-2	3-3	32-20	30 / 35	17871
23	11/27/2015	CAR	W	09-12-02	4-1	4,15,12,17	15	0-1	2-2	21-28	31 / 30	18052
24	11/28/2015	@ NSH	W	10-12-02	4-1	88p,23p,23,90	23	2-4	2-3	24-29	31 / 1	17217+
25	12/1/2015	@ DET	O**	10-12-03	4-5	9,28p,9p,47	17	2-5	1-2	32-46	34 / 35	20027
26	12/4/2015	ARI	W	11-12-03	5-2	23,88,9s,82,9	9	0-2	3-3	28-20	31 / 41	18204
27	12/6/2015	@ EDM	L	11-13-03	2-4	15,90p	4	1-4	0-1	34-28	39 / 31	16839+
28	12/7/2015	@ VAN	L	11-14-03	2-5	12,23	9	0-3	5-6	34-31	30 / 35	18278
29	12/10/2015	@ CGY	L	11-15-03	3-4	55p,55p,55	13	2-3	2-2	30-32	1 / 31	18565
30	12/12/2015	LAK	W*	12-15-03	2-1	88p,90	90	1-2	0-0	30-21	35 / 1	18133
31	12/14/2015	@ DET	W	13-15-03	2-1	90,22	22	0-3	2-2	30-33	31 / 34	20027
32	12/15/2015	NJD	L	13-16-03	0-2		20	0-3	1-1	25-21	35 / 35	18297
33	12/17/2015	ANA	W	14-16-03	3-0	9,29,88	9	0-3	3-3	22-44	31 / 36	18801
34	12/19/2015	CHI	O**	14-16-04	2-3	46,90	88	0-2	2-3	27-28	50 / 31	18870
35	12/26/2015	@ BOS	W	15-16-04	6-3	9,90,15,88,15,90	88	0-3	3-3	29-33	31 / 50	17565+
36	12/28/2015	WSH	L	15-17-04	0-2		8	0-3	1-1	31-26	70 / 35	19070+
37	12/30/2015	@ WSH	L	15-18-04	2-5	12,28	90	0-4	2-3	27-43	70 / 31	18506+
38	12/31/2015	NYI	L	15-19-04	1-2	90p	86	1-4	1-2	43-33	1 / 35	19070+
39	1/2/2016	DET	L	15-20-04	3-4	15p,15,23p	21	2-5	1-2	35-23	34 / 31	19070+
40	1/5/2016	FLA	L	15-21-04	1-5	90p	17	1-5	1-1	32-27	1 / 35	18560
41	1/8/2016	@ CHI	L	15-22-04	1-3	90	24	0-1	1-1	29-45	50 / 31	22142+
42	1/10/2016	@ WPG	W	16-22-04	4-2	23,23p,82,23	82	1-3	1-2	29-44	35 / 30	15294+
43	1/12/2016	@ MIN	W	17-22-04	3-2	88,55,12	12	0-2	1-1	23-30	35 / 40	19034+
44	1/15/2016	BOS	L	17-23-04	1-4	17	33	0-4	2-2	34-31	50 / 40	18704
45	1/16/2016	WSH	W	18-23-04	4-1	84,59s,9,46p	59	1-5	4-4	29-34	31 / 70	19070+
46	1/18/2016	@ ARI	W	19-23-04	2-1	15p,88p	88	2-3	5-5	28-27	31 / 35	11134
47	1/20/2016	@ COL	L	19-24-04	1-2	9p	32	1-2	3-3	28-35	1 / 40	13274

TEAM GAME-BY-GAME

#	DATE	TEAM	W-L-OT	RECORD	GF-GA	SCORERS	W GOAL	PP	PK	SF-SA	W-L GLTDR.	ATTEND.
48	1/22/2016	DET	L	19-25-04	0-3		71	0-1	4-4	19-45	34 / 40	18601
49	1/25/2016	@ NYR	L	19-26-04	3-6	12,28,28	10	0-1	3-4	26-33	30 / 31	18006+
50	1/26/2016	@ OTT	W	20-26-04	3-2	9,15p,15	15	1-2	2-2	22-36	40 / 41	16815
51	2/3/2016	@ MTL	W	21-26-04	4-2	82,88p,22,12	22	1-3	1-2	32-35	40 / 39	21288+
52	2/4/2016	BOS	O**	21-26-05	2-3	9,23	51	0-3	4-4	28-33	40 / 31	18845
53	2/6/2016	@ BOS	O*	21-26-06	1-2	23	63	0-3	2-2	38-38	40 / 40	17565+
54	2/9/2016	FLA	L	21-27-06	4-7	23p,23p,9,6	73	2-4	1-1	34-35	1 / 31	18521
55	2/11/2016	@ PHI	L	21-28-06	1-5	88	10	0-6	3-3	42-28	35 / 40	19019
56	2/12/2016	MTL	W	22-28-06	6-4	17,9,4,82,82,9	82	0-2	1-3	22-30	31 / 39	18505
57	2/14/2016	COL	W	23-28-06	4-1	15,9,23,82	9	0-3	6-6	21-35	40 / 1	19070+
58	2/16/2016	@ OTT	O**	23-28-07	1-2	26	6	0-2	2-2	39-26	41 / 40	15893
59	2/19/2016	@ CBJ	W	24-28-07	4-0	88p,17s,88,23	88	1-5	6-6	35-38	40 / 70	14923
60	2/21/2016	PIT	L	24-29-07	3-4	47p,12p,47	7	2-3	4-4	27-31	29 / 40	19070+
61	2/24/2016	@ ANA	L	24-30-07	0-1		45	0-4	2-3	26-29	31 / 40	16543
62	2/26/2016	@ SJS	W	25-30-07	3-1	22,47,9	47	0-0	0-0	22-25	31 / 31	17562+
63	2/27/2016	@ LAK	L	25-31-07	0-2		70	0-3	2-2	23-35	1 / 40	18230+
64	3/1/2016	EDM	O*	25-31-08	1-2	19	97	0-1	3-3	32-41	33 / 40	19070+
65	3/3/2016	CGY	W	26-31-08	6-3	55,82s,44,22,15p,9	22	1-8	2-3	35-29	40 / 1	18651
66	3/5/2016	MIN	O**	26-31-09	2-3	22p,15p	29	2-2	0-1	32-30	40 / 40	19070+
67	3/7/2016	@ TOR	W**	27-31-09	4-3	3,15,9	23	0-4	2-3	27-33	31 / 31	18950+
68	3/8/2016	NYR	L	27-32-09	2-4	23,22	19	0-2	1-2	36-26	32 / 40	18651
69	3/10/2016	@ MTL	L	27-33-09	2-3	44,12	17	0-2	3-4	38-34	39 / 40	21288+
70	3/12/2016	CAR	W*	28-33-09	3-2	82,15,15	15	0-4	2-3	24-30	31 / 30	19070+
71	3/16/2016	MTL	O*	28-33-10	2-3	47p,82s	41	1-4	5-6	43-22	40 / 40	18815
72	3/18/2016	OTT	W	29-33-10	3-1	23p,44,47	44	1-3	4-4	34-33	31 / 41	19070+
73	3/19/2016	@ TOR	L	29-34-10	1-4	12	8	0-2	1-1	21-31	31 / 31	18829+
74	3/22/2016	@ CAR	W	30-34-10	3-2	25,9,22	22	0-4	2-2	25-27	31 / 30	12676
75	3/26/2016	WPG	W	31-34-10	3-2	52,23,15	15	0-2	1-1	29-19	31 / 34	19070+
76	3/28/2016	@ DET	L	31-35-10	2-3	28,23	41	0-3	4-5	20-29	35 / 31	20027
77	3/29/2016	@ PIT	O**	31-35-11	4-5	26p,90s,29,47p	58	2-3	3-3	30-46	30 / 31	18513+
78	3/31/2016	TOR	W	32-35-11	4-1	22,19p,19,22	19	1-4	3-3	37-26	31 / 31	18873
79	4/2/2016	@ NYR	W	33-35-11	4-3	90,90,28,26	26	0-2	3-3	24-36	31 / 32	18006+
80	4/5/2016	@ NJD	W	34-35-11	3-1	90p,22,15	22	1-4	5-6	18-19	31 / 35	14773
81	4/8/2016	CBJ	L	34-36-11	1-4	23p	71	1-4	1-2	35-30	70 / 33	19070+
82	4/9/2016	@ NYI	W*	35-36-11	4-3	26,71,12,12	12	0-2	1-1	26-24	35 / 33	14811+

INDIVIDUAL SCORING BREAKDOWN

	Even Strength			Power Play			Shorthanded			Home					Away				
PLAYER	G	A	P	G	A	P	G	A	P	GP	G	A	P	+/-	GP	G	A	P	+/-
Justin Bailey	0	0	0	0	0	0	0	0	0	3	0	0	0	0	5	0	0	0	-2
Zach Bogosian	4	13	17	3	3	6	0	1	1	31	4	9	13	-6	33	3	8	11	-5
Daniel Catenacci	0	0	0	0	0	0	0	0	0	6	0	0	0	-1	5	0	0	0	-1
Carlo Colaiacovo	1	3	4	0	1	1	0	0	0	18	0	1	1	-8	18	1	3	4	-3
Nicolas Deslauriers	6	6	12	0	0	0	0	0	0	37	4	3	7	-9	33	2	3	5	-5
Jack Eichel	16	19	35	8	13	21	0	0	0	41	15	14	29	-14	40	9	18	27	-2
Tyler Ennis	1	6	7	2	2	4	0	0	0	13	1	4	5	-12	10	2	4	6	3
Hudson Fasching	1	1	2	0	0	0	0	0	0	2	1	0	1	1	5	0	1	1	1
Marcus Foligno	8	11	19	0	2	2	2	0	2	36	7	8	15	3	39	3	5	8	1
Cody Franson	3	7	10	1	6	7	0	0	0	30	2	7	9	-7	29	2	6	8	2
Brian Gionta	11	16	27	1	5	6	0	0	0	38	2	10	12	-4	41	10	11	21	-1
Zemgus Girgensons	6	9	15	1	1	2	0	1	1	35	0	4	4	-4	36	7	7	14	4
Josh Gorges	2	10	12	0	0	0	0	0	0	39	2	8	10	-5	38	0	2	2	-2
Evander Kane	17	11	28	2	4	6	1	0	1	34	12	8	20	-8	31	8	7	15	-6
Johan Larsson	9	4	13	1	3	4	0	0	0	37	5	1	6	-9	37	5	6	11	5
David Legwand	4	7	11	0	1	1	1	1	2	39	4	4	8	1	40	1	5	6	-5
Jake McCabe	4	10	14	0	0	0	0	0	0	39	1	4	5	-3	38	3	6	9	9
Jamie McGinn	8	10	18	6	3	9	0	0	0	31	4	6	10	-10	32	10	7	17	0
Matt Moulson	6	8	14	2	5	7	0	0	0	41	2	5	7	-4	40	6	8	14	-1
Casey Nelson	0	2	2	0	2	2	0	0	0	2	0	1	1	1	5	0	3	3	0
Ryan O'Reilly	12	25	37	8	14	22	1	0	1	35	10	19	29	-12	36	11	20	31	-4
Cal O'Reilly	2	3	5	1	1	2	0	0	0	11	3	2	5	2	9	0	2	2	-3
Mark Pysyk	1	8	9	0	1	1	0	1	1	27	0	6	6	-6	28	1	4	5	5
Sam Reinhart	15	17	32	8	2	10	0	0	0	40	10	12	22	-7	39	13	7	20	-1
Rasmus Ristolainen	5	15	20	4	17	21	0	0	0	41	4	15	19	-11	41	5	17	22	-10
Evan Rodrigues	1	1	2	0	0	0	0	0	0	1	0	0	0	0	1	1	1	2	2
Chad Ruhwedel	0	0	0	0	0	0	0	0	0	1	0	0	0	0	1	0	0	0	0
Tim Schaller	0	2	2	0	0	0	1	0	1	7	1	1	2	1	10	0	1	1	2
Cole Schneider	0	0	0	0	0	0	0	0	0	1	0	0	0	0	1	0	0	0	0
Philip Varone	1	1	2	0	0	0	0	0	0	3	1	1	2	1	2	0	0	0	0
Mike Weber	1	4	5	0	0	0	0	0	0	19	1	1	2	-1	16	0	3	3	6

INDIVIDUAL SCORING BREAKDOWN

PLAYER	1ST	2ND	3RD	OT	EV	PP	SH	GW	LL	1H	2H	HOME	ROAD	TOTAL
Bailey	0	0	0	0	0	0	0	0	0	0	0	0	0	0
Bogosian	2	1	4	0	4	3	0	1	1	1	6	4	3	7
Catenacci	0	0	0	0	0	0	0	0	0	0	0	0	0	0
Colaiacovo	1	0	0	0	1	0	0	0	0	0	1	0	1	1
Deslauriers	2	3	1	0	6	0	0	1	1	3	3	4	2	6
Eichel	4	7	12	1	16	8	0	5	7	13	11	15	9	24
Ennis	2	0	1	0	1	2	0	0	0	3	0	1	2	3
Fasching	1	0	0	0	1	0	0	0	0	0	1	1	0	1
Foligno	1	4	5	0	8	0	2	2	1	2	8	7	3	10
Franson	0	4	0	0	3	1	0	1	2	3	1	2	2	4
Gionta	6	1	4	1	11	1	0	2	1	4	8	2	10	12
Girgensons	0	3	3	1	6	1	0	1	1	3	4	0	7	7
Gorges	1	1	0	0	2	0	0	0	0	2	0	2	0	2
Kane	5	5	10	0	17	2	1	3	2	8	12	12	8	20
Larsson	1	3	6	0	9	1	0	5	5	1	9	5	5	10
Legwand	3	1	1	0	4	0	1	0	0	2	3	4	1	5
McCabe	1	2	1	0	4	0	0	0	0	3	1	1	3	4
McGinn	5	4	5	0	8	6	0	3	4	8	6	4	10	14
Moulson	2	3	3	0	6	2	0	1	0	4	4	2	6	8
Nelson	0	0	0	0	0	0	0	0	0	0	0	0	0	0
C. O'Reilly	1	1	1	0	3	0	0	1	0	0	3	3	0	3
R. O'Reilly	3	7	10	1	12	8	1	2	3	17	4	10	11	21
Pysyk	0	1	0	0	1	0	0	0	0	0	1	0	1	1
Reinhart	5	9	9	0	15	8	0	3	2	9	14	10	13	23
Ristolainen	1	3	5	0	5	4	0	1	2	7	2	4	5	9
Rodrigues	0	1	0	0	1	0	0	0	0	0	1	0	1	1
Ruhwedel	0	0	0	0	0	0	0	0	0	0	0	0	0	0
Schaller	1	0	0	0	0	0	1	1	0	0	1	1	0	1
Schneider	0	0	0	0	0	0	0	0	0	0	0	0	0	0
Varone	1	0	0	0	1	0	0	0	1	0	1	1	0	1
Weber	0	0	1	0	1	0	0	0	0	0	1	1	0	1
TOTAL	**49**	**64**	**82**	**4**	**146**	**47**	**6**	**33**	**33**	**93**	**106**	**96**	**103**	**199**

RECORD WHEN A PLAYER RECORDS A GOAL/ASSIST/POINT/MULTI-POINT GAME

PLAYER	IN LINEUP	GOAL	ASSIST	POINT	MULTI-POINT	2 PTS	3 PTS	4 PTS	5 PTS
Bailey	3-4-1	0-0-0	0-0-0	0-0-0	0-0-0	-	-	-	-
Bogosian	26-28-10	2-1-3	7-7-1	8-7-3	3-1-1	4	1	-	-
Catenacci	3-5-3	0-0-0	0-0-0	0-0-0	0-0-0	-	-	-	-
Colaiacovo	15-15-6	1-0-0	3-1-0	4-1-0	0-0-0	-	-	-	-
Deslauriers	29-30-11	3-3-0	5-1-0	8-4-0	0-0-0	-	-	-	-
Eichel	35-35-11	13-6-1	15-8-4	24-14-4	8-3-1	11	-	1	-
Ennis	8-12-3	1-2-0	4-4-0	5-5-0	0-1-0	1	-	-	-
Fasching	5-1-1	1-0-0	1-0-0	2-0-0	0-0-0	-	-	-	-
Foligno	33-33-9	8-0-1	8-4-0	14-4-1	2-0-0	-	2	-	-
Franson	24-28-7	3-0-1	7-4-0	9-4-1	2-1-0	3	-	-	-
Gionta	34-34-11	5-6-0	12-5-3	16-10-3	3-1-0	4	-	-	-
Girgensons	32-29-10	2-3-1	7-2-2	9-4-2	0-2-1	3	-	-	-
Gorges	32-34-11	2-0-0	6-3-1	8-3-1	0-0-0	-	-	-	-
Kane	25-32-8	12-3-2	10-2-1	19-5-3	7-0-1	8	-	-	-
Larsson	30-33-11	7-1-1	4-0-1	11-1-2	2-0-1	3	-	-	-
Legwand	34-34-11	3-2-0	6-2-1	9-4-1	0-0-0	-	-	-	-
McCabe	35-32-10	2-1-1	7-2-1	9-3-2	0-0-0	-	-	-	-
McGinn	25-31-7	11-2-0	5-4-2	15-6-2	4-0-0	4	-	-	-
Moulson	35-35-11	4-2-2	5-5-2	8-7-4	1-0-0	-	1	-	-
Nelson	5-1-1	0-0-0	1-1-1	1-1-1	0-0-1	1	-	-	-
C. O'Reilly	10-6-4	1-0-1	3-0-1	4-0-2	1-0-0	1	-	-	-
R. O'Reilly	31-31-9	8-7-4	18-9-5	21-15-8	7-4-1	9	3	-	-
Pysyk	25-22-8	1-0-0	5-2-3	6-2-3	0-0-0	-	-	-	-
Reinhart	34-33-11	9-6-3	11-4-3	17-10-6	6-1-0	6	1	-	-
Ristolainen	35-36-11	5-1-0	14-8-5	18-9-5	4-2-1	5	2	-	-
Rodrigues	1-1-0	1-0-0	1-0-0	1-0-0	1-0-0	1	-	-	-
Ruhwedel	1-0-0	0-0-0	0-0-0	0-0-0	0-0-0	-	-	-	-
Schaller	9-8-0	1-0-0	1-1-0	2-1-0	0-0-0	-	-	-	-
Schneider	1-1-0	0-0-0	0-0-0	0-0-0	0-0-0	-	-	-	-
Varone	3-2-0	1-0-0	1-0-0	2-0-0	0-0-0	-	-	-	-
Weber	12-21-2	0-1-0	3-1-0	3-2-0	0-0-0	-	-	-	-

INDIVIDUAL LEADERS

CATEGORY	PLAYERS
Points:	R. O'REILLY (60), J. EICHEL (56), S. REINHART (42)
Goals:	J. EICHEL (24), S. REINHART (23), R. O'REILLY (21)
Assists:	R. O'REILLY (39), R. RISTOLAINEN (32), J. EICHEL (32)
PP Goals:	R. O'REILLY (8), S. REINHART (8), J. EICHEL (8)
SH Goals:	M. FOLIGNO (2), FOUR TIED (1)
GW Goals:	J. LARSSON (5), J. EICHEL (5), THREE TIED (3)
3+ Goals:	S. REINHART(1), R. RISTOLAINEN(1)
PIM:	E. KANE (91), M. FOLIGNO (79), J. GORGES (72)
Shots:	E. KANE (271), J. EICHEL (238), R. RISTOLAINEN (202)
+/-:	J. McCABE (+6), M. FOLIGNO (+4), T. SCHALLER (+3)

TEAM RECORDS

OVERALL RECORD:	35-36-11
HOME RECORD:	16-19-6
ROAD RECORD:	19-17-5
1-GOAL GAMES:	16-14-11
2-GOAL GAMES	8-8
3-GOAL GAMES:	11-14
SCORING FIRST:	21-10-4
OPPONENT SCORING FIRST:	14-26-7
LEADING AFTER 1 PERIOD:	16-4-3
TRAILING AFTER 1 PERIOD:	6-16-7
TIED AFTER 1 PERIOD:	13-16-1
LEADING AFTER 2 PERIODS:	22-3-2
TRAILING AFTER 2 PERIODS:	7-28-5
TIED AFTER 2 PERIODS:	6-5-4
OT RECORD - THIS SEASON:	6-11
OT RECORD - FRANCHISE:	169-163-215
SHOOTOUT RECORD - THIS SEASON:	2-7
SHOOTOUT RECORD - FRANCHISE:	67-58
OUTSHOOTING OPPONENT:	12-19-4
OUTSHOT BY OPPONENT:	23-17-6
EVEN SHOTS:	0-0-1
vs. ATLANTIC:	11-14-5
vs. METROPOLITAN:	12-11-1
vs. EASTERN CONFERENCE:	23-25-6
vs. CENTRAL:	5-6-3
vs. PACIFIC:	7-5-2
vs. WESTERN CONFERENCE:	12-11-5

RECORD WHEN SCORING POWER-PLAY GOALS

0 PPG	1 PPG	2 PPG	3+ PPG
17-22-7 (.446)	15-9-1 (.620)	2-5-3 (.350)	1-0-0 (1.000)

RECORD WHEN ALLOWING POWER-PLAY GOALS

0 PPG	1 PPG	2 PPG	3+ PPG
24-20-5 (.541)	9-14-5 (.411)	2-2-1 (.500)	0-0-0 (.000)

RECORD BY DAY OF THE WEEK

SUNDAY	MONDAY	TUESDAY	WEDNESDAY	THURSDAY	FRIDAY	SATURDAY
3-2-0 (.600)	4-5-0 (.444)	6-5-4 (.533)	2-4-1 (.357)	4-8-2 (.357)	7-5-0 (.583)	9-7-4 (.550)

RECORD BY MONTH

OCTOBER	NOVEMBER	DECEMBER	JANUARY	FEBRUARY	MARCH	APRIL
4-7-0 (.364)	6-5-2 (.538)	5-7-2 (.429)	5-7-0 (.417)	5-5-3 (.500)	7-4-4 (.600)	3-1-0 (.750)

GOALS BY PERIOD

	1	2	3	OT	T	AVG
BUFFALO SABRES:	49	64	82	4	199	(2.4 avg.)
OPPONENTS:	52	81	78	4	215	(2.6 avg.)

SHOTS BY PERIOD

	1	2	3	OT	T	AVG
BUFFALO SABRES:	748	874	752	44	2,418	(29.5 avg.)
OPPONENTS:	735	905	829	42	2,511	(30.6 avg.)

POWER PLAY

	G	ATT	%
OVERALL:	48	254	18.9 (T-11th NHL)
Home:	27	135	20.0 (12th NHL)
Road:	21	119	17.6 (17th NHL)

6 Shorthanded Goals Allowed (T-15th NHL)

PENALTY KILLING

	G	ATT	%
OVERALL:	38	218	82.6 (9th NHL)
Home:	16	102	84.3 (8th NHL)
Road:	22	116	81.0 (16th NHL)

6 Shorthanded Goals Scored (T-15th NHL)

PENALTIES

	GP	MIN	AVG/RANK
OVERALL:	82	749	9.1 (10th NHL)

GOAL SITUATIONS

SITUATION	FOR	AGAINST
5-on-5:	121	149
5-on-4:	47	6
5-on-3:	0	0
4-on-4:	2	5
4-on-3:	0	0
3-on-3:	4	2
3-on-4:	0	1
3-on-5:	0	1
4-on-5:	6	35
Empty Net:	13	12
Penalty Shots:	1	1
TOTAL:	**199**	**215**

SHOOTOUT

SHOOTER	G/S	%	GDG
Sam Reinhart	1/2	50.0	1
Matt Moulson	1/3	33.3	1
Tyler Ennis	1/3	33.3	0
Jack Eichel	1/6	16.7	0
Brian Gionta	0/1	0.0	0
Ryan O'Reilly	0/6	0.0	0
Evander Kane	0/4	0.0	0
Marcus Foligno	0/1	0.0	0
Zemgus Girgensons	0/1	0.0	0

GOALTENDER	REC.	G/S	%
Chad Johnson	2-3	5/15	.667
Linus Ullmark	0-2	2/6	.667
Robin Lehner	0-2	4/6	.333

POWER PLAY

PLAYER	G	A	P
Ryan O'Reilly	8	14	22
Jack Eichel	8	13	21
Rasmus Ristolainen	4	17	21
Sam Reinhart	8	2	10
Matt Moulson	2	5	7
Cody Franson	1	6	7
Zach Bogosian	3	3	6
Evander Kane	2	4	6
Brian Gionta	1	5	6
Tyler Ennis	2	2	4
Johan Larsson	1	3	4
Zemgus Girgensons	1	1	2
Cal O'Reilly	1	1	2
Marcus Foligno	0	2	2
Casey Nelson	0	2	2
Carlo Colaiacovo	0	1	1
David Legwand	0	1	1
Mark Pysyk	0	1	1

SHORTHANDED

PLAYER	G	A	P
Marcus Foligno	2	0	2
David Legwand	1	1	2
Evander Kane	1	0	1
Ryan O'Reilly	1	0	1
Tim Schaller	1	0	1
Zach Bogosian	0	1	1
Zemgus Girgensons	0	1	1
Mark Pysyk	0	1	1

PLAYER GAME-BY-GAME

DATE	OPPONENT	PYSYK #3	GORGES #4	WEBER #6	KANE #9	SCHNEIDER #10	GIONTA #12
Oct 8	vs. OTT	0-0,1/-1 17:17	0-0,2/0 20:33	0-0,1/-1 17:08	0-1,3/-1 21:58		
Oct 10	vs. TBL	0-0,1/0 16:55	0-1,1/0 19:51	0-0,0/-2 19:16	0-0,2/-1 20:55		
Oct 12	vs. CBJ	0-0,1/0 14:16	0-0,1/0 21:00	0-0,1/1 16:49	0-1,3/0 20:36		
Oct 15	@ FLA	0-0,0/1 13:47	0-0,1/-1 18:22	0-0,0/0 15:10	0-0,4/-1 19:49		0-0,3/-1 19:29
Oct 17	@ TBL	0-0,0/1 15:03	0-0,0/0 21:55	0-0,0/0 16:28	0-0,3/0 21:23		0-0,1/0 18:02
Oct 21	vs. TOR	0-0,0/0 15:59	0-0,2/1 18:34	0-0,1/-1 19:04	1-0,7/0 22:05		0-0,3/0 18:31
Oct 23	vs. MTL	0-0,2/-1 18:20	0-0,1/-3 18:33	0-0,3/0 17:00	0-0,4/-2 17:49		0-0,1/-1 21:12
Oct 24	vs. NJD	0-0,0/-1 18:25	0-0,0/-1 18:59	DND	0-0,2/0 17:56		0-0,4/-1 17:56
Oct 27	@ PHI	0-0,1/0 16:05	0-0,0/-1 20:23	DND	INJ		0-1,2/-1 18:18
Oct 29	@ PIT	0-0,3/1 17:06	0-0,2/1 21:28	0-0,1/0 15:10	INJ		0-0,5/0 20:08
Oct 30	vs. PHI	0-0,0/-1 15:10	0-0,1/0 20:26	DND	INJ		0-1,3/0 18:20
Nov 1	@ NYI	0-0,1/1 14:18	0-0,0/0 25:48	DND	INJ		0-1,5/1 15:30
Nov 5	vs. TBL	0-0,0/0 16:15	0-0,1/-2 17:49	0-1,3/0 18:09	INJ		0-0,1/-2 19:11
Nov 7	vs. VAN	0-1,0/0 18:04	0-0,1/0 20:33	0-0,0/1 13:33	INJ		0-1,2/-1 17:24
Nov 10	@ TBL	0-0,0/0 17:07	0-0,0/1 23:39	DND	INJ		0-0,0/0 19:48
Nov 12	@ FLA	0-0,3/0 17:43	0-0,1/1 23:37	DND	INJ		1-0,3/1 16:48
Nov 14	vs. SJS	0-0,1/0 16:23	0-1,0/0 24:15	DND	INJ		0-0,1/0 19:49
Nov 17	vs. DAL	0-0,0/-1 15:49	0-0,1/0 19:24	INJ	INJ		0-0,1/-1 18:41
Nov 19	@ STL	DND	0-0,1/2 22:57	INJ	0-0,5/1 20:55		0-1,1/1 21:12
Nov 21	@ DAL	DND	0-0,0/-1 17:20	INJ	0-0,4/0 18:32		0-0,0/-2 19:00
Nov 23	vs. STL	DND	0-0,2/0 18:49	INJ	0-0,1/-1 21:19		0-0,3/0 18:56
Nov 25	vs. NSH	INJ	0-1,0/0 18:53	INJ	1-0,5/1 24:34		0-0,3/1 22:16
Nov 27	vs. CAR	INJ	1-0,1/3 21:15	INJ	0-0,3/-1 20:15		1-0,1/1 18:45
Nov 28	@ NSH	INJ	0-0,0/0 22:55	DND	0-2,3/2 22:02		0-0,3/0 18:07
Dec 1	@ DET	INJ	0-0,1/0 19:50	DND	2-0,6/0 24:38		0-1,1/0 22:17
Dec 4	vs. ARI	INJ	0-1,1/1 20:05	DND	2-0(W),2/3 21:13		0-0,0/1 19:44
Dec 6	@ EDM	INJ	0-0,0/0 20:39	DND	0-0,2/-2 22:59		0-1,3/1 19:13
Dec 7	@ VAN	INJ	0-0,1/-1 21:41	0-0,1/0 17:10	0-0,6/-1 22:05		1-0,2/-1 17:49
Dec 10	@ CGY	INJ	0-0,2/-2 21:01	0-0,0/0 12:59	0-0,6/-1 21:40		0-0,0/-2 16:29
Dec 12	vs. LAK	INJ	0-0,1/0 22:04	0-0,2/-1 14:17	0-0,1/1 20:38		0-0,3/0 17:33
Dec 14	@ DET	INJ	0-0,1/0 18:30	0-1,0/1 16:40	0-0,3/-1 20:18		0-0,3/1 17:54
Dec 15	vs. NJD	INJ	0-0,1/0 17:51	0-0,1/0 12:51	0-0,1/-1 22:37		0-0,0/0 18:51
Dec 17	vs. ANA	INJ	0-1,0/1 21:28	0-0,1/0 14:22	1-0(W),5/1 19:09		0-0,0/0 18:30
Dec 19	vs. CHI	INJ	0-0,1/0 22:34	0-0,0/1 16:21	0-1,3/-1 19:35		0-0,0/0 16:42
Dec 26	@ BOS	INJ	0-0,1/0 20:05	0-1,0/2 16:55	1-0,5/1 19:47		0-0,0/0 14:29
Dec 28	vs. WSH	INJ	0-0,0/-2 18:45	0-0,0/0 12:56	0-0,4/0 20:20		0-0,1/0 15:48
Dec 30	@ WSH	INJ	0-0,0/-1 19:11	0-0,1/2 11:54	0-0,6/0 21:04		1-0,2/-1 15:50
Dec 31	vs. NYI	INJ	0-0,1/-1 16:56	0-0,0/0 11:55	0-0,7/-1 20:20		0-0,2/0 17:19
Jan 2	vs. DET	INJ	0-0,1/-1 18:42	0-0,0/-1 13:28	0-0,4/-1 19:52		0-1,1/0 15:01
Jan 5	vs. FLA	INJ	0-0,1/-1 19:42	DND	0-0,2/-3 21:08		0-0,3/-1 15:39
Jan 8	@ CHI	MIN	0-0,0/1 18:45	0-0,1/0 14:16	0-0,3/-1 23:09		0-0,3/0 15:00
Jan 10	@ WPG	MIN	0-0,0/2 20:50	0-1,1/0 10:35	0-1,3/1 21:32		0-1,1/0 15:36
Jan 12	@ MIN	DND	0-1,0/1 20:30	0-0,0/0 15:38	0-1,3/1 21:45		1-1(W),3/1 16:08
Jan 15	vs. BOS	DND	0-0,2/-1 17:02	0-0,1/0 15:24	0-0,5/-1 21:52		0-0,3/-1 16:18
Jan 16	vs. WSH	0-0,0/-1 15:16	DND	0-0,1/2 21:47	1-1,5/2 19:58		0-0,2/0 17:38
Jan 18	@ ARI	0-0,0/0 14:20	DND	0-0,0/-1 18:49	0-0,7/-1 22:39		0-0,3/0 17:44
Jan 20	@ COL	0-0,1/-2 19:00	0-0,1/0 17:52	0-0,2/0 16:22	1-0,5/-2 22:05		0-0,4/0 19:15
Jan 22	vs. DET	0-0,0/0 11:52	DND	0-0,1/0 15:38	0-0,4/-1 21:46		0-0,4/-2 18:16
Jan 25	@ NYR	0-0,1/1 15:43	DND	0-0,1/1 18:52	0-0,5/-3 21:57		1-0,3/-1 15:34
Jan 26	@ OTT	0-0,2/0 17:58	DND	0-0,0/0 22:21	1-0,5/1 21:36		0-0,2/-1 16:59
Feb 3	@ MTL	0-0,2/0 18:21	0-0,1/0 19:06	DND	0-0,4/2 20:43		1-0,4/2 18:25
Feb 4	vs. BOS	0-1,0/1 19:15	0-0,1/0 23:11	DND	1-0,11/0 24:00		0-1,0/1 19:17
Feb 6	@ BOS	0-0,0/0 14:28	0-0,1/1 22:43	0-0,2/-1 19:29	0-0,6/0 19:50		0-0,4/0 18:09
Feb 9	vs. FLA	0-0,1/-1 18:56	0-1,1/-2 20:17	1-0,1/0 15:14	1-0,3/-1 11:57		0-0,3/-1 15:35
Feb 11	@ PHI	0-1,1/-1 14:33	0-0,1/-2 16:40	DND	0-0,8/-2 21:54		0-0,3/-2 17:38
Feb 12	vs. MTL	DND	1-0,1/2 22:50	DND	2-0,5/1 21:27		0-0,1/2 13:13
Feb 14	vs. COL	0-0,0/0 13:26	0-1,0/3 20:51	DND	1-0(W),3/2 21:19		0-0,1/0 15:14
Feb 16	@ OTT	0-0,2/0 15:45	0-0,1/0 20:55	DND	DND		0-0,0/-1 16:54
Feb 19	@ CBJ	0-0,1/2 19:07	0-0,0/1 20:49	DND	0-1,6/1 19:13		0-0,1/1 16:41
Feb 21	vs. PIT	0-1,0/0 14:13	0-0,0/-2 20:46	0-0,1/0 12:48	0-0,2/-2 19:53		1-1,2/-1 17:37
Feb 24	@ ANA	0-0,0/0 16:11	0-0,2/0 20:28	DND	0-0,4/0 23:28		0-0,7/0 17:14
Feb 26	@ SJS	0-0,1/0 14:10	0-0,0/-1 22:24	DND	1-0,1/0 20:57		0-1,2/2 16:16
Feb 27	@ LAK	0-0,1/0 16:07	0-0,0/-1 20:44	DND	0-0,4/-1 23:23	FROM OTT	0-0,1/0 19:01
Mar 1	vs. EDM	0-1,2/0 16:58	0-0,0/0 24:24	TO WSH	0-0,4/0 22:11	MIN	0-0,0/-1 14:37
Mar 3	vs. CGY	0-0,0/0 13:30	0-0,1/1 19:11		1-1,5/2 23:23	MIN	0-2,3/2 15:41
Mar 5	vs. MIN	0-0,3/0 14:32	0-0,1/-1 19:57		0-0,5/-1 21:54	MIN	0-0,3/0 19:01
Mar 7	@ TOR	1-0,2/1 15:43	0-0,1/1 20:35		1-1,1/0 22:10	MIN	0-0,6/0 19:16
Mar 8	vs. NYR	0-0,1/-2 15:41	0-0,0/1 20:36		0-0,4/-1 22:59	MIN	0-1,0/1 17:42
Mar 10	@ MTL	0-0,1/0 15:27	0-0,2/-1 19:12		0-1,7/1 23:08	MIN	1-0,6/1 17:44
Mar 12	vs. CAR	0-0,1/0 15:59	0-0,0/0 18:49		0-2,6/1 22:07	MIN	0-1,2/1 21:45
Mar 16	vs. MTL	0-1,1/0 16:23	0-0,0/1 20:07		0-0,6/-1 20:14	MIN	0-0,6/0 17:56
Mar 18	vs. OTT	0-0,0/0 18:15	0-0,0/-1 20:12		0-1,8/0 20:21	MIN	0-0,2/0 17:05
Mar 19	@ TOR	0-0,1/0 15:47	0-0,0/-1 19:08		0-0,0/-2 22:50	MIN	1-0,2/-2 17:02
Mar 22	@ CAR	0-1,0/0 14:28	0-0,1/0 20:12		1-0,5/1 21:35	MIN	0-1,1/2 18:33
Mar 26	vs. WPG	0-1,0/2 15:12	0-0,1/0 20:38		0-0,5/-1 19:05	MIN	0-0,1/-1 16:12
Mar 28	@ DET	0-0,1/0 12:22	0-0,0/-1 21:26		0-0,1/0 11:34	MIN	0-1,0/0 16:47
Mar 29	@ PIT	0-0,1/-1 13:30	0-0,1/-1 21:59		DND	MIN	0-0,2/-1 19:24
Mar 31	vs. TOR	0-0,1/0 13:46	0-1,1/0 20:08		DND	MIN	0-1,2/1 14:01
Apr 2	@ NYR	0-1,0/-1 12:17	0-0,1/0 22:02		DND	MIN	0-1,3/0 20:47
Apr 5	@ NJD	0-0,0/1 09:42	0-0,3/1 22:07		DND	MIN	0-0,0/0 15:51
Apr 8	vs. CBJ	0-0,2/0 24:14	0-0,0/-1 21:34		DND	0-0,2/0 12:54	0-0,3/-1 16:33
Apr 9	@ NYI	0-1,0/1 18:11	0-1,0/0 20:27		DND	0-0,3/0 12:21	2-0(W),3/1 18:42

PLAYER GAME-BY-GAME

DATE	OPPONENT	EICHEL #15	LEGWAND #17	C. O'REILLY #19	LARSSON #22	REINHART #23	COLAIACOVO #25
Oct 8	vs. OTT	1-0,3/-1 21:58	0-0,3/-1 08:57	MIN	0-0,1/0 13:35	0-0,1/0 11:40	0-0,0/-2 16:08
Oct 10	vs. TBL	0-0,1/-1 18:56	0-0,1/-2 08:44	MIN	0-0,0/0 14:51	0-1,1/0 10:15	0-0,2/-1 16:47
Oct 12	vs. CBJ	1-0(W),2/1 18:01	0-0,0/0 09:50	MIN	0-0,1/0 12:48	0-0,0/0 09:58	DND
Oct 15	@ FLA	0-0,2/-1 18:56	DND	MIN	0-0,1/0 12:07	0-0,1/1 12:27	DND
Oct 17	@ TBL	0-0,4/-1 18:23	0-0,0/0 10:21	MIN	DND	1-0,3/0 15:43	DND
Oct 21	vs. TOR	0-0,6/-1 19:42	DND	MIN	0-0,0/0 11:00	0-0,1/0 15:27	DND
Oct 23	vs. MTL	0-0,4/-2 20:36	DND	MIN	0-0,3/-2 08:56	0-1,3/1 14:28	DND
Oct 24	vs. NJD	1-0,2/-1 19:42	0-0,0/0 08:33	MIN	0-0,1/0 14:11	0-1,0/-1 15:18	0-0,1/-1 14:05
Oct 27	@ PHI	0-0,3/1 18:40	0-0,0/-2 09:03	MIN	0-2,3/2 15:23	0-0,3/1 13:23	0-1,2/1 18:47
Oct 29	@ PIT	0-0,8/-1 17:49	0-1,2/2 10:11	MIN	0-0,3/-1 14:56	0-0,2/-1 12:59	DND
Oct 30	vs. PHI	1-0,6/1 17:23	0-0,3/0 10:24	MIN	0-1,5/1 13:11	0-0,0/-1 13:54	0-0,2/0 16:05
Nov 1	@ NYI	0-0,1/-1 16:07	0-1,1/1 10:33	MIN	0-0,1/-1 14:18	1-0(W),2/1 09:48	0-0,0/1 13:04
Nov 5	vs. TBL	1-0,6/0 19:41	0-0,1/-1 08:07	MIN	0-0,0/1 15:23	0-0,1/0 16:06	DND
Nov 7	vs. VAN	0-2,1/1 18:15	0-0,0/-1 10:50	MIN	0-0,2/1 11:55	0-0,3/0 14:48	DND
Nov 10	@ TBL	1-1,7/2 17:55	0-1,1/1 09:56	MIN	0-0,1/0 14:25	0-0,2/0 13:43	0-0,0/2 13:46
Nov 12	@ FLA	0-0,0/-1 19:08	0-1,1/1 11:25	MIN	0-0,0/0 14:41	1-0(W),2/0 13:40	0-1,0/0 16:05
Nov 14	vs. SJS	0-0,1/0 18:45	0-0,1/0 08:52	MIN	0-0,1/-1 14:46	0-0,2/1 15:36	0-0,0/0 14:25
Nov 17	vs. DAL	0-0,4/-2 19:37	0-0,1/0 10:51	MIN	0-0,0/-1 14:42	0-0,1/-1 15:09	DND
Nov 19	@ STL	0-1,3/1 22:11	0-0,0/0 08:06	MIN	0-0,0/0 14:59	1-0,2/1 16:26	0-0,0/0 13:00
Nov 21	@ DAL	0-0,3/0 18:27	0-0,1/0 08:25	MIN	0-0,0/0 11:35	0-0,0/0 17:08	0-0,2/0 14:56
Nov 23	vs. STL	0-0,4/-1 19:49	1-0,2/1 07:00	MIN	0-0,2/-1 16:54	0-0,4/-1 18:54	0-0,1/0 14:44
Nov 25	vs. NSH	1-0,3/-1 17:06	0-0,2/0 09:54	MIN	0-0,0/-1 06:37	0-0,0/-2 13:44	0-0,1/0 18:49
Nov 27	vs. CAR	1-0(W),5/1 19:30	1-0,1/2 10:49	MIN	DND	0-0,3/0 16:29	0-0,1/0 20:22
Nov 28	@ NSH	0-0,1/1 15:08	0-1,0/0 10:48	MIN	DND	2-0(W),5/1 19:49	0-0,1/0 08:16
Dec 1	@ DET	0-0,2/1 22:24	0-0,1/-1 07:12	MIN	0-0,2/0 08:08	0-0,1/0 19:31	0-0,1/-2 19:17
Dec 4	vs. ARI	0-1,4/1 17:15	0-1,0/0 12:03	MIN	0-0,1/0 11:20	1-0,4/2 16:46	0-1,1/1 19:34
Dec 6	@ EDM	1-0,4/1 21:47	0-0,0/0 09:22	DND	0-0,1/-1 12:36	0-0,4/-2 19:36	0-1,2/-2 15:54
Dec 7	@ VAN	0-0,2/-1 18:04	0-0,0/-2 11:02	DND	0-0,3/0 12:38	1-0,2/1 16:48	0-0,1/-1 17:50
Dec 10	@ CGY	0-0,0/-2 18:08	0-0,0/0 08:10	DND	0-0,0/-2 13:31	0-1,3/-1 21:00	DND
Dec 12	vs. LAK	0-0,5/0 20:16	0-0,1/-1 07:19	DND	0-0,1/0 14:05	0-0,1/0 19:16	DND
Dec 14	@ DET	0-0,2/0 17:13	0-0,0/0 06:34	DND	1-0(W),1/1 13:14	0-1,1/0 18:44	DND
Dec 15	vs. NJD	0-0,2/-1 20:08	0-0,1/0 08:25	0-0,0/0 06:46	0-0,3/0 15:49	0-0,3/-1 18:55	DND
Dec 17	vs. ANA	0-1,1/1 20:58	0-0,0/1 09:27	0-1,1/1 06:25	0-0,0/0 10:51	0-1,0/2 18:56	DND
Dec 19	vs. CHI	0-1,3/0 18:55	0-0,1/0 12:53	MIN	0-0,0/0 15:09	0-1,4/1 17:34	DND
Dec 26	@ BOS	2-2,3/2 17:42	0-0,1/0 08:54	MIN	0-0,0/0 13:23	0-0,4/1 17:57	DND
Dec 28	vs. WSH	0-0,4/-1 17:03	0-0,0/0 08:54	MIN	0-0,0/0 12:31	0-0,1/-1 20:57	DND
Dec 30	@ WSH	0-2,6/-1 18:08	0-0,0/0 08:40	MIN	0-0,0/0 14:44	0-0,3/-1 19:10	DND
Dec 31	vs. NYI	0-1,6/0 20:17	0-0,2/0 09:18	MIN	0-0,1/-1 13:36	0-0,1/0 17:17	DND
Jan 2	vs. DET	2-0,2/0 19:20	0-0,2/0 06:53	MIN	0-0,4/0 16:46	1-0,3/-1 18:54	DND
Jan 5	vs. FLA	0-1,5/-2 20:48	0-0,1/0 07:10	MIN	0-0,0/-2 14:54	0-0,3/-2 19:54	0-0,0/-2 10:08
Jan 8	@ CHI	0-0,1/-2 18:25	0-0,2/0 06:41	MIN	0-0,2/0 14:18	0-0,0/-1 20:23	DND
Jan 10	@ WPG	0-1,2/0 17:13	0-0,1/0 08:55	MIN	0-1,2/1 16:23	3-0,5/2 18:40	DND
Jan 12	@ MIN	0-0,2/-1 15:07	0-0,0/0 09:30	MIN	0-0,0/2 17:59	0-0,2/-1 15:51	DND
Jan 15	vs. BOS	0-0,4/-2 20:05	1-0,2/1 11:01	MIN	0-0,1/-1 14:53	0-0,1/-1 17:33	DND
Jan 16	vs. WSH	0-0,1/0 16:13	0-0,1/-1 14:12	MIN	0-0,1/0 17:10	0-1,0/1 17:05	DND
Jan 18	@ ARI	1-1,2/0 17:07	0-0,0/-1 09:56	MIN	0-0,2/0 14:53	0-0,5/0 18:58	DND
Jan 20	@ COL	0-1,1/0 17:21	0-0,3/-1 10:57	MIN	0-0,1/0 15:37	0-0,1/0 11:43	DND
Jan 22	vs. DET	0-0,1/0 16:50	0-0,0/0 10:05	0-0,0/-1 13:46	0-0,2/-2 14:45	DND	DND
Jan 25	@ NYR	0-2,0/1 17:12	0-0,0/0 10:07	0-0,1/0 09:50	0-0,0/-1 13:54	INJ	DND
Jan 26	@ OTT	2-0(W),5/1 17:11	0-0,0/-1 07:42	0-0,0/-1 06:37	0-0,0/1 18:08	INJ	DND
Feb 3	@ MTL	0-1,1/1 18:05	0-0,1/0 08:04	MIN	1-0(W),4/1 14:01	0-0,1/-1 17:37	DND
Feb 4	vs. BOS	0-0,4/-2 17:53	0-0,0/0 09:56	MIN	0-0,2/1 16:12	1-0,2/1 16:53	DND
Feb 6	@ BOS	0-0,2/-1 20:05	0-0,0/0 09:55	MIN	0-0,1/0 15:48	1-0,2/1 15:36	DND
Feb 9	vs. FLA	0-1,3/-2 21:04	0-1,2/2 14:32	MIN	DND	2-0,3/-3 17:44	DND
Feb 11	@ PHI	0-0,7/-1 20:26	0-0,3/-1 10:16	MIN	DND	0-0,2/-2 19:58	DND
Feb 12	vs. MTL	0-1,0/0 20:05	1-0,1/1 10:24	MIN	DND	0-0,3/0 19:48	0-0,0/1 12:09
Feb 14	vs. COL	1-0,2/1 16:31	0-0,0/-1 11:50	MIN	DND	1-1,2/2 15:40	DND
Feb 16	@ OTT	0-1,2/1 22:00	0-0,1/0 08:54	MIN	0-0,1/-1 17:18	0-0,3/0 19:12	DND
Feb 19	@ CBJ	0-2,2/1 16:16	1-0,1/1 10:42	MIN	0-0,2/0 14:15	1-0,2/1 13:12	DND
Feb 21	vs. PIT	0-0,0/0 21:11	0-0,1/0 08:39	MIN	0-0,2/-2 15:36	0-0,1/-1 16:28	DND
Feb 24	@ ANA	0-0,2/0 20:04	0-0,0/0 09:30	DND	0-0,1/0 15:51	0-0,0/0 16:27	0-0,0/0 12:32
Feb 26	@ SJS	0-0,1/0 18:08	0-0,0/0 08:48	DND	1-0,3/1 15:53	0-1,1/1 16:35	0-0,0/0 14:25
Feb 27	@ LAK	0-0,6/-2 20:27	0-0,1/0 09:26	DND	0-0,0/0 16:49	0-0,1/-1 16:27	0-0,2/-1 12:14
Mar 1	vs. EDM	0-0,5/-1 20:43	0-0,0/0 10:57	1-0,2/1 16:29	0-0,0/-1 13:01	0-1,2/0 20:31	0-0,0/0 15:06
Mar 3	vs. CGY	1-0,7/1 23:02	0-0,2/-1 08:27	0-0,1/1 13:51	1-0(W),2/1 15:46	0-0,2/0 22:54	0-0,0/0 08:14
Mar 5	vs. MIN	1-1,3/-1 21:17	0-0,1/0 10:19	0-1,1/0 14:19	1-0,1/0 18:00	0-1,2/-1 19:35	0-0,1/0 13:38
Mar 7	@ TOR	1-0,3/2 21:52	0-0,0/0 08:33	0-1,0/1 16:10	0-0,2/-1 22:26	0-2,1/1 17:25	0-0,0/0 14:56
Mar 8	vs. NYR	0-1,4/-1 21:56	0-0,0/-1 10:10	0-0,0/-2 13:57	1-0,2/1 15:37	1-0,2/0 17:40	0-0,0/-2 11:37
Mar 10	@ MTL	0-0,4/0 22:12	0-0,0/-1 09:51	0-0,0/-1 14:48	0-0,0/0 16:21	0-0,3/0 19:28	0-0,0/-1 13:22
Mar 12	vs. CAR	2-0(W),4/1 21:34	0-0,0/0 09:21	0-0,0/0 15:31	0-0,4/1 21:49	0-1,1/0 19:50	0-0,1/0 11:39
Mar 16	vs. MTL	0-0,4/0 22:09	0-1,0/1 11:21	0-0,0/0 06:37	0-0,0/-1 14:05	0-0,2/-1 16:49	0-0,4/0 10:24
Mar 18	vs. OTT	0-1,2/1 18:28	0-0,0/0 09:27	0-0,0/0 07:33	0-0,0/0 16:02	1-1,7/1 15:14	DND
Mar 19	@ TOR	DND	0-0,1/0 10:04	0-0,1/0 12:51	0-0,0/0 17:32	0-0,1/-1 14:25	0-0,1/0 11:49
Mar 22	@ CAR	0-0,0/-2 18:22	0-0,1/0 08:46	0-0,0/0 07:03	1-0(W),3/2 13:57	0-1,3/-1 17:15	1-0,1/0 10:38
Mar 26	vs. WPG	1-0(W),2/2 17:33	0-0,0/1 08:53	DND	0-0,1/-1 14:28	1-1,5/2 15:31	DND
Mar 28	@ DET	0-0,1/0 20:03	0-0,1/-1 12:40	DND	0-0,0/1 15:40	1-0,4/1 15:55	DND
Mar 29	@ PIT	0-0,3/0 20:52	0-0,2/0 09:51	0-0,0/-2 08:59	0-2,2/-1 19:15	0-0,1/-1 19:33	DND
Mar 31	vs. TOR	0-1,6/-1 18:12	0-1,0/1 11:29	2-0(W),3/2 13:12	2-0,5/2 17:29	0-0,1/-1 17:31	DND
Apr 2	@ NYR	0-1,1/0 16:27	0-0,0/0 09:37	0-1,0/0 09:07	0-1,0/1 19:04	0-0,2/-1 16:11	DND
Apr 5	@ NJD	1-1,2/1 17:28	0-0,0/0 12:25	0-0,0/0 09:45	1-0(W),3/1 15:19	0-0,1/1 16:32	DND
Apr 8	vs. CBJ	0-1,2/-2 21:51	0-0,2/0 08:56	DND	0-0,1/-1 16:37	1-0,3/-2 19:19	0-0,0/-2 18:48
Apr 9	@ NYI	0-1,3/-1 19:40	0-0,0/0 11:39	DND	DND	0-1,5/-1 18:28	0-0,1/0 17:28

PLAYER GAME-BY-GAME

DATE	OPPONENT	MOULSON #26	GIRGENSONS #28	McCABE #29	NELSON #34	CATENACCI #43	DESLAURIERS #44
Oct 8	vs. OTT	0-0,2/-1 16:49	0-0,2/-1 16:17	MIN		MIN	0-0,0/-1 10:04
Oct 10	vs. TBL	0-0,1/0 13:11	0-0,3/0 17:58	MIN		MIN	1-0,1/-1 08:17
Oct 12	vs. CBJ	1-2,3/1 14:16	0-0,1/0 18:04	0-0,0/0 12:27		MIN	0-0,0/0 09:55
Oct 15	@ FLA	0-0,0/0 12:55	0-0,1/0 15:00	1-0,2/1 14:44		MIN	0-1,0/1 08:41
Oct 17	@ TBL	0-0,0/-1 16:23	0-0,2/0 13:51	0-0,0/0 16:26		MIN	0-0,0/0 05:30
Oct 21	vs. TOR	0-0,4/1 12:53	0-0,1/1 17:01	0-0,0/0 17:27		MIN	0-0,0/0 10:38
Oct 23	vs. MTL	1-0,3/1 15:13	0-0,2/0 15:52	0-0,0/-2 16:56		MIN	0-0,2/-3 09:49
Oct 24	vs. NJD	0-0,3/-1 17:14	0-0,1/0 15:53	0-0,1/-1 18:30		MIN	0-0,3/-1 07:59
Oct 27	@ PHI	0-0,3/0 16:03	1-0(W),5/0 17:22	1-0,2/0 20:43		MIN	0-0,1/1 15:32
Oct 29	@ PIT	1-0,2/1 17:06	0-0,1/0 18:32	0-0,1/0 18:11		MIN	1-0,1/-1 16:29
Oct 30	vs. PHI	0-0,1/-1 12:12	0-0,2/0 20:27	0-0,1/1 17:14		MIN	1-0,3/1 14:52
Nov 1	@ NYI	1-0,3/1 13:54	0-1,1/1 17:05	0-0,0/0 21:09		MIN	0-0,2/0 16:46
Nov 5	vs. TBL	0-0,3/-1 13:46	0-0,2/-1 17:00	0-0,2/0 20:12		MIN	0-0,1/-1 08:05
Nov 7	vs. VAN	0-0,1/-1 14:19	0-0,0/0 12:20	0-0,1/-1 23:47		MIN	0-0,0/0 12:29
Nov 10	@ TBL	0-0,1/0 16:46	0-0,1/0 16:33	0-0,1/0 18:03		MIN	0-1,2/1 09:05
Nov 12	@ FLA	0-1,2/1 15:09	0-0,2/0 16:26	0-0,1/0 19:17		MIN	DND
Nov 14	vs. SJS	0-0,3/1 17:43	0-0,5/-1 16:06	0-0,1/1 19:13		MIN	0-0,0/0 07:57
Nov 17	vs. DAL	0-0,0/0 17:39	DND	0-0,0/-1 19:37		MIN	0-0,2/-1 12:54
Nov 19	@ STL	0-1,0/1 15:27	DND	0-0,0/0 18:32		MIN	0-0,0/0 05:44
Nov 21	@ DAL	0-0,3/-2 16:21	INJ	0-0,0/-1 22:13		MIN	0-0,0/0 05:19
Nov 23	vs. STL	0-0,0/0 15:41	INJ	0-0,0/-1 21:51		MIN	0-0,0/1 08:52
Nov 25	vs. NSH	0-0,1/0 11:38	0-0,2/0 14:41	0-0,3/-1 17:38		MIN	0-0,0/0 11:25
Nov 27	vs. CAR	0-1,1/1 15:09	0-0,1/0 14:04	0-0,0/0 16:19		MIN	0-0,0/0 11:00
Nov 28	@ NSH	0-1,0/0 12:45	0-0,0/0 14:56	0-1,1/2 17:40		MIN	0-0,0/0 11:00
Dec 1	@ DET	0-1,1/0 12:04	1-1,3/0 16:32	0-0,0/0 17:01		MIN	0-0,0/-2 11:28
Dec 4	vs. ARI	0-0,2/0 12:39	0-1,5/0 17:11	0-0,1/1 17:35		MIN	0-1,0/-1 07:26
Dec 6	@ EDM	0-0,3/-1 13:28	0-0,0/-1 11:50	0-0,0/0 13:22		MIN	0-0,2/0 07:45
Dec 7	@ VAN	0-0,2/0 11:07	0-0,0/0 14:05	DND		MIN	0-0,1/-2 06:27
Dec 10	@ CGY	0-1,1/0 10:44	0-0,1/1 15:10	0-0,0/-2 20:29		MIN	0-0,1/0 06:05
Dec 12	vs. LAK	0-0,2/0 16:10	0-0,3/-1 15:54	0-1,0/1 20:13		MIN	0-0,1/0 09:20
Dec 14	@ DET	0-0,3/0 11:18	0-0,2/1 14:32	0-0,0/-1 17:52		MIN	0-0,0/0 07:51
Dec 15	vs. NJD	0-0,4/0 16:11	0-0,2/0 14:00	0-0,1/-2 16:20		MIN	0-0,0/0 05:36
Dec 17	vs. ANA	0-0,1/0 13:23	0-0,1/0 14:03	1-0,2/2 16:45		MIN	0-1,2/1 10:06
Dec 19	vs. CHI	0-0,0/0 10:04	0-0,1/0 15:14	0-1,1/0 21:00		MIN	0-0,2/1 10:15
Dec 26	@ BOS	0-0,2/1 11:28	0-0,0/0 14:42	0-1,0/1 16:20		MIN	0-0,2/0 10:07
Dec 28	vs. WSH	0-0,0/0 09:43	0-0,2/0 12:23	0-0,2/0 19:58		MIN	0-0,0/0 07:15
Dec 30	@ WSH	DND	1-1,3/0 16:36	0-0,0/-2 20:29		MIN	0-0,2/-1 09:09
Dec 31	vs. NYI	0-0,0/-1 12:01	0-0,4/0 17:30	0-0,2/0 22:11		MIN	0-0,2/0 08:49
Jan 2	vs. DET	0-0,2/0 11:19	0-1,1/0 12:39	0-0,2/0 19:40		MIN	0-0,0/0 10:56
Jan 5	vs. FLA	0-0,2/-1 12:45	0-0,1/-1 13:53	0-0,0/0 18:15		MIN	INJ
Jan 8	@ CHI	0-0,1/-1 07:06	0-0,4/-1 14:18	0-0,0/-1 23:09		MIN	INJ
Jan 10	@ WPG	0-0,0/0 09:04	0-0,3/0 13:29	0-1,0/0 18:41		MIN	INJ
Jan 12	@ MIN	0-0,1/0 09:23	0-0,1/-1 14:49	0-0,0/1 20:17		MIN	INJ
Jan 15	vs. BOS	0-0,3/1 13:32	0-0,0/0 03:05	0-0,1/-1 16:37		MIN	INJ
Jan 16	vs. WSH	0-0,0/0 08:10	DND	0-0,1/-1 15:04		MIN	INJ
Jan 18	@ ARI	0-0,3/0 06:48	DND	0-0,1/0 14:24		MIN	INJ
Jan 20	@ COL	0-0,1/0 08:27	DND	DND		MIN	INJ
Jan 22	vs. DET	0-0,1/0 11:58	INJ	0-0,2/-1 18:35		MIN	INJ
Jan 25	@ NYR	0-1,2/2 12:23	2-0,2/1 14:34	0-0,0/0 17:06		MIN	INJ
Jan 26	@ OTT	0-0,2/1 12:33	0-0,1/1 16:41	0-0,0/0 16:46		MIN	INJ
Feb 3	@ MTL	0-0,0/0 07:01	0-1,1/1 16:12	0-1,0/2 16:19		MIN	0-0,0/0 08:30
Feb 4	vs. BOS	0-0,2/0 09:34	0-0,0/-1 13:38	0-0,0/-1 15:06		MIN	0-0,0/0 05:38
Feb 6	@ BOS	0-0,0/-1 11:15	0-0,1/-1 16:25	DND		0-0,2/0 07:42	0-0,2/0 10:59
Feb 9	vs. FLA	0-0,1/-2 13:03	DND	0-0,3/0 09:34		0-0,1/0 08:31	0-0,0/-3 14:19
Feb 11	@ PHI	0-0,1/0 12:17	INJ	0-1,0/0 12:39		0-0,0/0 09:34	0-0,0/-1 08:32
Feb 12	vs. MTL	0-0,0/0 07:21	INJ	0-0,0/0 20:57		INJ	0-1,0/1 09:03
Feb 14	vs. COL	0-0,1/-1 08:41	0-0,0/0 14:16	0-1,1/0 18:44		INJ	0-0,2/-1 06:58
Feb 16	@ OTT	1-0,2/1 11:59	0-1,1/1 16:45	0-0,4/0 21:21		INJ	0-0,1/0 10:27
Feb 19	@ CBJ	0-0,3/0 11:13	0-1,2/1 11:35	0-0,2/1 21:49		INJ	0-0,3/0 09:57
Feb 21	vs. PIT	0-1,3/0 08:11	0-0,0/0 16:16	0-0,0/-1 21:37		MIN	0-0,2/0 08:24
Feb 24	@ ANA	0-0,0/0 11:16	0-0,1/0 13:48	0-0,0/0 16:28		MIN	0-0,1/0 09:31
Feb 26	@ SJS	0-0,1/0 08:54	0-1,3/1 14:32	0-0,1/3 23:11		MIN	0-0,1/0 11:27
Feb 27	@ LAK	0-0,1/-1 09:55	0-0,0/-1 15:34	0-0,0/0 18:09		MIN	0-0,0/0 09:23
Mar 1	vs. EDM	0-0,0/0 06:53	0-0,3/0 18:57	0-0,1/0 21:07		0-0,3/0 13:19	0-0,1/1 10:43
Mar 3	vs. CGY	0-0,0/0 09:23	0-0,0/0 16:42	0-0,1/2 20:43		0-0,0/-1 08:14	1-0,1/1 09:47
Mar 5	vs. MIN	0-0,0/0 10:21	0-0,0/0 12:46	0-0,2/0 25:42		0-0,0/0 09:02	0-0,2/0 14:52
Mar 7	@ TOR	0-1,1/1 08:56	0-0,1/0 14:10	0-0,2/0 20:28		0-0,1/0 08:04	0-0,1/-1 13:37
Mar 8	vs. NYR	0-0,3/0 11:06	0-0,0/-1 12:54	0-0,1/1 21:22		0-0,0/0 09:01	0-0,3/-1 12:25
Mar 10	@ MTL	0-1,0/0 09:02	0-0,2/0 13:31	0-1,0/1 20:25		0-0,0/-1 07:03	1-0,2/0 10:27
Mar 12	vs. CAR	0-0,0/0 09:09	0-0,0/0 13:59	0-0,0/1 20:49		0-0,0/0 06:42	0-0,0/0 12:08
Mar 16	vs. MTL	0-0,0/0 06:23	0-0,0/0 16:32	0-0,3/-1 24:49		MIN	0-0,1/0 11:38
Mar 18	vs. OTT	0-0,1/0 09:56	0-1,1/0 15:51	0-0,1/2 22:06		MIN	1-0(W),2/0 09:10
Mar 19	@ TOR	0-0,1/0 12:19	0-0,2/-1 14:14	0-0,0/-2 23:02		0-0,0/0 08:56	0-0,2/0 10:57
Mar 22	@ CAR	0-0,1/0 09:58	0-0,1/-1 13:25	0-0,0/1 23:44		MIN	0-0,3/0 13:32
Mar 26	vs. WPG	0-0,0/0 10:01	0-1,4/2 15:00	0-0,1/-1 20:08	0-1,1/1 16:33	MIN	0-0,1/0 13:47
Mar 28	@ DET	0-0,1/-1 11:00	1-0,3/1 14:17	0-0,0/-1 20:57	0-1,0/2 13:51	MIN	0-0,0/0 11:24
Mar 29	@ PIT	1-0,2/-2 11:03	0-0,0/-1 12:31	1-0,2/2 19:21	0-2,0/-2 14:05	MIN	0-0,0/-1 13:15
Mar 31	vs. TOR	0-0,1/0 09:32	0-0,2/0 14:53	0-1,1/2 20:50	0-0,2/0 12:30	MIN	0-0,0/0 12:29
Apr 2	@ NYR	1-0(W),1/0 07:55	1-0,4/2 12:31	0-0,0/2 22:50	0-0,1/-1 13:33	MIN	0-0,1/-1 14:41
Apr 5	@ NJD	0-0,0/0 09:14	0-0,1/0 15:01	0-0,1/1 21:17	0-0,1/0 13:07	MIN	0-0,2/1 12:48
Apr 8	vs. CBJ	0-1,3/0 10:53	0-0,2/0 16:20	0-0,2/-1 20:34	DND	MIN	0-0,3/-2 11:55
Apr 9	@ NYI	1-0,2/-1 16:05	0-0,0/0 16:21	0-0,0/1 19:37	0-0,0/1 20:06	MIN	0-1,2/1 13:19

PLAYER GAME-BY-GAME

DATE	OPPONENT	FRANSON #46	BOGOSIAN #47	FASCHING 352	RISTOLAINEN #55	ENNIS #63	RODRIGUES #71
Oct 8	vs. OTT	0-0,2/-1 20:28	INJ		0-0,3/-1 23:10	0-0,3/-1 20:11	MIN
Oct 10	vs. TBL	0-0,2/-3 16:36	INJ		0-0,2/0 26:41	0-0,3/-1 18:10	MIN
Oct 12	vs. CBJ	0-0,6/0 21:05	INJ		1-1,4/1 24:58	0-0,4/0 21:12	MIN
Oct 15	@ FLA	0-0,0/0 20:50	INJ		0-1,4/-1 24:28	1-0,5/0 21:17	MIN
Oct 17	@ TBL	0-0,1/0 20:27	INJ		0-0,3/-1 23:57	0-1,7/1 18:45	MIN
Oct 21	vs. TOR	0-0,1/-1 22:32	INJ		0-0,3/1 24:09	0-0,2/0 24:36	MIN
Oct 23	vs. MTL	0-2,2/0 20:40	INJ		0-0,0/-2 23:03	0-0,2/-2 17:55	MIN
Oct 24	vs. NJD	0-1,3/-1 20:34	INJ		0-0,2/-1 22:24	1-1,3/-1 20:52	MIN
Oct 27	@ PHI	0-1,3/0 18:29	INJ		0-0,3/-1 25:02	1-0,4/1 18:28	MIN
Oct 29	@ PIT	0-0,4/-1 19:49	INJ		0-2,5/0 24:49	DND	MIN
Oct 30	vs. PHI	0-1,2/2 20:47	INJ		0-0,2/0 23:49	DND	MIN
Nov 1	@ NYI	0-0,1/0 19:37	INJ		0-0,0/0 26:04	0-0,0/0 20:51	MIN
Nov 5	vs. TBL	0-0,1/0 21:27	INJ		0-0,2/-3 21:28	0-1,0/-3 19:31	MIN
Nov 7	vs. VAN	0-0,0/0 19:56	INJ		2-0(W),5/0 21:17	0-1,1/0 18:04	MIN
Nov 10	@ TBL	1-1(W),2/2 16:38	INJ		1-0,3/1 26:28	0-1,2/1 13:22	MIN
Nov 12	@ FLA	1-0,1/0 17:59	INJ		0-2,1/1 24:05	0-1,1/-1 15:35	MIN
Nov 14	vs. SJS	0-0,0/0 16:04	INJ		0-1,3/0 29:01	0-0,3/0 20:09	MIN
Nov 17	vs. DAL	0-1,2/0 17:35	0-0,2/-2 21:03		0-0,2/-1 22:04	0-1,4/-2 22:09	MIN
Nov 19	@ STL	0-0,4/0 15:59	0-0,0/0 23:43		0-1,5/2 26:51	0-0,4/0 17:03	MIN
Nov 21	@ DAL	0-0,0/0 21:05	0-0,5/0 21:10		0-0,3/-2 19:50	0-0,0/0 14:21	MIN
Nov 23	vs. STL	0-0,2/0 18:30	0-0,0/-1 21:43		0-0,0/0 21:05	0-0,3/-1 16:36	MIN
Nov 25	vs. NSH	0-0,3/0 16:50	0-1,2/-1 21:45		0-1,4/0 21:33	DND	MIN
Nov 27	vs. CAR	0-0,1/0 14:20	0-0,0/1 21:35		0-1,1/3 24:25	INJ	MIN
Nov 28	@ NSH	0-1,2/0 18:20	0-0,0/2 19:03		0-0,1/0 27:36	INJ	MIN
Dec 1	@ DET	0-0,2/0 17:21	1-0,3/-1 20:34		0-3,4/1 27:55	INJ	MIN
Dec 4	vs. ARI	0-1,0/1 15:56	0-0,2/1 21:23		0-1,0/1 22:17	INJ	MIN
Dec 6	@ EDM	0-0,3/0 16:40	0-1,4/-2 21:19		0-0,2/0 24:26	INJ	MIN
Dec 7	@ VAN	0-0,1/0 17:10	0-0,2/-1 20:48		0-0,4/-1 24:06	INJ	MIN
Dec 10	@ CGY	0-0,3/0 16:40	0-1,1/0 22:31		3-0,4/-2 25:35	INJ	MIN
Dec 12	vs. LAK	0-0,0/-1 14:10	0-0,0/0 23:58		0-1,2/0 27:30	INJ	MIN
Dec 14	@ DET	0-0,3/0 16:37	0-0,3/1 20:52		0-1,1/1 26:02	INJ	MIN
Dec 15	vs. NJD	0-0,1/0 17:35	0-0,1/-2 23:06		0-0,2/0 27:59	INJ	MIN
Dec 17	vs. ANA	0-0,1/0 16:51	0-0,0/2 20:02		0-1,4/1 26:42	INJ	MIN
Dec 19	vs. CHI	1-0,3/1 16:03	0-0,0/1 20:46		0-0,3/-1 26:17	0-0,2/0 14:59	MIN
Dec 26	@ BOS	0-1,2/1 15:28	0-1,1/1 18:19		0-0,1/1 27:04	0-1,2/1 16:24	MIN
Dec 28	vs. WSH	0-0,1/0 16:14	0-0,5/0 20:38		0-0,2/-2 25:03	0-0,2/-1 16:43	MIN
Dec 30	@ WSH	0-0,1/2 15:17	0-0,0/-4 22:17		0-0,1/-1 25:19	0-0,0/0 08:21	MIN
Dec 31	vs. NYI	0-0,2/0 12:34	0-0,0/0 24:06		0-1,5/-1 25:47	DND	MIN
Jan 2	vs. DET	0-0,2/-1 15:00	0-0,2/-1 21:13		0-1,3/0 24:10	DND	MIN
Jan 5	vs. FLA	0-0,0/-3 14:49	0-0,2/-2 22:04		0-0,4/-2 27:31	INJ	MIN
Jan 8	@ CHI	0-0,2/-1 17:30	0-0,1/-2 23:54		0-0,2/-1 21:36	INJ	MIN
Jan 10	@ WPG	0-0,1/0 14:58	0-0,2/0 23:23		0-1,1/2 26:30	INJ	MIN
Jan 12	@ MIN	0-0,0/0 16:10	0-0,2/1 21:26		1-0,2/0 23:16	INJ	MIN
Jan 15	vs. BOS	0-0,1/0 14:22	0-0,3/-3 23:32		0-0,1/-1 25:40	INJ	MIN
Jan 16	vs. WSH	1-0,5/0 15:14	0-2,0/2 21:29		0-1,4/2 27:27	INJ	MIN
Jan 18	@ ARI	0-0,1/0 13:04	0-0,0/0 26:16		0-2,0/-1 30:15	INJ	MIN
Jan 20	@ COL	0-0,0/0 11:42	0-0,0/-2 24:18		0-0,2/0 28:17	INJ	MIN
Jan 22	vs. DET	0-0,1/0 16:21	0-0,1/-2 28:15		0-0,1/-3 28:15	INJ	MIN
Jan 25	@ NYR	0-0,1/0 14:08	0-1,3/-3 25:16		0-0,1/-3 28:12	INJ	MIN
Jan 26	@ OTT	0-0,1/-1 15:16	0-0,0/1 16:46		0-0,1/0 28:01	INJ	MIN
Feb 3	@ MTL	0-2,2/2 16:32	0-0,3/0 22:40		0-1,3/0 23:58	INJ	MIN
Feb 4	vs. BOS	0-0,0/-1 16:49	0-0,1/1 23:41		0-0,1/0 27:54	INJ	MIN
Feb 6	@ BOS	0-0,2/-1 12:07	0-0,1/0 24:14		0-0,5/1 25:59	INJ	MIN
Feb 9	vs. FLA	0-1,1/0 15:16	0-0,4/-3 20:34		0-1,2/-4 25:11	INJ	MIN
Feb 11	@ PHI	0-0,1/-1 18:41	0-0,1/-2 21:51		0-0,4/-2 27:08	INJ	MIN
Feb 12	vs. MTL	0-0,0/1 14:14	0-1,3/-1 21:22		0-0,0/3 26:21	INJ	MIN
Feb 14	vs. COL	0-0,0/0 16:05	0-0,1/0 19:29		0-0,1/3 27:13	INJ	MIN
Feb 16	@ OTT	0-0,2/0 15:12	0-0,4/0 23:07		0-0,5/0 27:01	INJ	MIN
Feb 19	@ CBJ	0-0,1/0 08:41	0-0,1/1 21:06		0-1,0/1 23:49	INJ	MIN
Feb 21	vs. PIT	DND	2-1,3/0 22:50		0-1,3/-2 25:58	INJ	MIN
Feb 24	@ ANA	DND	0-0,1/0 23:03		0-0,3/0 27:25	INJ	MIN
Feb 26	@ SJS	DND	1-1(W),1/3 22:13		0-0,1/-1 23:37	INJ	MIN
Feb 27	@ LAK	DND	0-0,0/0 22:40		0-0,3/-2 26:13	INJ	MIN
Mar 1	vs. EDM	DND	0-0,5/-1 23:19		0-0,4/-1 24:03	INJ	MIN
Mar 3	vs. CGY	DND	0-2,4/1 25:53		1-0,4/2 24:25	INJ	MIN
Mar 5	vs. MIN	DND	0-0,3/0 27:38		0-1,3/-1 23:04	INJ	MIN
Mar 7	@ TOR	DND	0-0,2/-1 21:59		0-0,2/1 28:18	INJ	MIN
Mar 8	vs. NYR	DND	0-1,5/1 24:41		0-0,6/-1 23:59	INJ	MIN
Mar 10	@ MTL	DND	0-1,5/2 23:03		0-0,5/-1 26:36	INJ	MIN
Mar 12	vs. CAR	DND	0-0,1/2 26:17		0-0,1/0 26:16	INJ	MIN
Mar 16	vs. MTL	DND	1-0,8/-2 21:20		0-1,3/1 27:26	INJ	MIN
Mar 18	vs. OTT	DND	1-0,3/2 24:10		0-1,3/-1 19:18	INJ	MIN
Mar 19	@ TOR	DND	0-0,4/-3 25:00		0-0,4/-1 23:36	INJ	MIN
Mar 22	@ CAR	DND	0-0,1/1 25:46		0-0,2/0 23:25	INJ	MIN
Mar 26	vs. WPG	DND	0-0,3/-1 22:11	1-0,2/1 12:02	0-0,0/1 23:06	INJ	MIN
Mar 28	@ DET	DND	0-0,0/-1 23:17	0-0,1/-1 10:38	0-1,2/1 26:21	INJ	MIN
Mar 29	@ PIT	DND	1-1,4/1 24:26	0-0,1/0 11:47	0-0,4/-2 29:10	INJ	MIN
Mar 31	vs. TOR	DND	0-1,0/2 23:08	0-0,1/0 10:49	0-0,4/0 25:00	INJ	MIN
Apr 2	@ NYR	DND	0-1,1/2 23:04	0-0,3/1 12:00	0-0,2/0 25:05	INJ	MIN
Apr 5	@ NJD	DND	0-0,1/1 24:09	0-0,1/0 11:38	0-1,1/1 25:23	INJ	MIN
Apr 8	vs. CBJ	DND	0-0,0/0 03:31	DND	0-0,2/-2 27:40	INJ	0-0,5/0 10:10
Apr 9	@ NYI	DND	DND	0-1,0/1 11:45	0-0,1/-1 23:34	INJ	1-1,3/2 13:20

PLAYER GAME-BY-GAME

DATE	OPPONENT	FOLIGNO #82	McGINN #88	R. O'REILLY #90	JOHNSON #31	KASDORF #33	ULLMARK #35
Oct 8	vs. OTT	0-1,0/0 14:28	0-0,0/-1 10:03	0-0,0/-2 20:17	1/9 L 31:29		MIN
Oct 10	vs. TBL	0-0,0/-1 15:32	0-0,1/-1 11:53	0-0,3/-1 19:25	4/31 L 59:47		MIN
Oct 12	vs. CBJ	0-1,1/0 17:42	0-2,0/1 12:40	1-1,5/0 20:35	2/24 W 59:57		MIN
Oct 15	@ FLA	0-1,0/1 09:13	0-0,0/0 12:29	0-1,2/0 22:35	3/29 L 58:36		MIN
Oct 17	@ TBL	0-0,1/0 10:44	0-0,2/0 08:46	0-0,5/1 23:13	2/22 L 57:00		MIN
Oct 21	vs. TOR	0-0,2/0 09:30	0-0,1/-1 10:44	0-0,1/0 23:08	1/24 W 65:00		MIN
Oct 23	vs. MTL	0-0,1/0 13:49	0-0,1/-2 10:16	1-0,2/0 16:15	7/26 L 59:58		DNP
Oct 24	vs. NJD	DND	0-0,2/0 07:13	1-2,1/-3 22:25	DNP		4/28 L 57:51
Oct 27	@ PHI	0-0,0/-2 10:37	1-0,3/-2 09:47	0-1,2/0 21:27	3/33 W 62:24		DNP
Oct 29	@ PIT	0-0,1/-1 15:01	1-0,6/0 11:03	0-2,4/1 21:39	4/29 L 58:02		DNP
Oct 30	vs. PHI	0-1,0/1 11:34	0-0,2/0 10:22	1-2(W),3/2 26:03	DNP		1/28 W 59:47
Nov 1	@ NYI	0-0,0/-1 13:22	0-1,3/1 11:00	0-0,1/0 20:46	DNP		1/30 W 60:00
Nov 5	vs. TBL	0-0,1/1 10:47	0-0,2/-2 10:20	0-0,4/-2 21:35	0/10 39:08		3/11 L 20:00
Nov 7	vs. VAN	0-1,0/0 12:19	1-0,1/1 11:53	0-0,4/0 22:14	DNP		2/37 W 60:00
Nov 10	@ TBL	1-0,1/1 09:21	0-0,3/2 13:05	0-0,0/1 21:54	1/31 W 60:00		DNP
Nov 12	@ FLA	0-0,0/1 10:09	0-0,0/-1 14:50	0-0,0/1 19:20	DNP		2/38 W 59:57
Nov 14	vs. SJS	0-0,0/0 10:25	0-0,3/0 11:31	1-0,6/1 22:46	2/32 O 62:59		DNP
Nov 17	vs. DAL	0-0,0/-1 10:43	0-0,1/0 10:54	1-0,4/-1 21:39	DNP		2/28 L 58:45
Nov 19	@ STL	0-0,1/0 13:32	0-0,1/0 07:15	1-0,7/1 25:06	DNP		2/29 O 65:00
Nov 21	@ DAL	0-0,0/0 14:25	0-0,0/0 08:49	0-0,1/-2 22:14	3/32 L 60:00		DNP
Nov 23	vs. STL	0-0,0/0 13:32	0-0,0/0 07:42	0-0,1/0 19:11	DNP		2/26 L 58:_U
Nov 25	vs. NSH	0-0,2/0 16:14	0-0,0/-1 07:58	0-1,1/1 23:54	0/12 32:02		3YÖ L 26:29
Nov 27	vs. CAR	0-0,1/0 12:42	0-2,1/2 08:12	0-0,0/1 20:36	1/28 W 60:00		DNP
Nov 28	@ NSH	0-0,0/0 09:20	1-0,4/1 16:18	1-1,2/1 21:35	1/29 W 60:00		DNP
Dec 1	@ DET	0-0,0/0 10:14	0-1,1/-1 12:45	0-1,3/0 26:14	DNP		4/46 O 65:00
Dec 4	vs. ARI	1-0,1/0 08:15	1-0,2/1 12:02	0-1,2/1 21:16	2/20 W 60:00		DNP
Dec 6	@ EDM	0-0,1/0 11:18	0-1,1/1 12:30	1-0,2/-2 23:00	4/28 L 58:00		DNP
Dec 7	@ VAN	0-0,1/-2 06:55	0-1,2/1 12:16	0-1,3/1 20:56	DNP		5/31 L 60:00
Dec 10	@ CGY	0-0,3/0 07:42	0-0,3/0 16:15	0-2,2/-2 23:11	4/32 L 58:40		DNP
Dec 12	vs. LAK	0-0,1/-1 10:51	1-0,3/0 15:03	1-1(W),3/1 21:28	DNP		1/21 W 63:11
Dec 14	@ DET	0-0,1/0 10:12	0-0,1/1 19:00	1-0,5/0 22:38	1/33 W 59:59		DNP
Dec 15	vs. NJD	DND	0-0,1/-1 16:11	0-0,1/-2 21:11	DNP		2/21 L 57:38
Dec 17	vs. ANA	DND	1-0,1/1 15:00	0-0,2/1 21:02	0/44 W 60:00		DNP
Dec 19	vs. CHI	DND	0-0,1/1 17:06	1-0,2/1 22:33	2/28 O 65:00		DNP
Dec 26	@ BOS	DND	1-1(W),2/1 16:27	2-1,3/2 19:48	3/33 W 60:00		DNP
Dec 28	vs. WSH	DND	0-0,3/-2 20:00	0-0,4/-1 24:32	DNP		2/26 L 58:17
Dec 30	@ WSH	0-0,0/0 10:11	0-0,0/-1 16:08	0-0,2/-2 21:23	4/42 L 59:02		DNP
Dec 31	vs. NYI	0-0,2/0 09:11	0-0,4/0 17:36	1-0,2/0 22:14	DNP		2/33 L 58:05
Jan 2	vs. DET	0-0,0/-1 11:42	0-0,4/-1 18:38	0-0,2/-2 23:33	4/23 L 58:16		DNP
Jan 5	vs. FLA	0-0,3/0 08:39	0-1,0/-1 19:01	1-0,3/-2 22:32	DNP		4/26 L 59:11
Jan 8	@ CHI	0-0,0/-1 13:56	0-1,4/0 14:27	1-0,2/0 22:31	2/44 L 59:29		DNP
Jan 10	@ WPG	1-0(W),2/1 13:23	0-0,2/0 17:49	0-1,2/1 22:06	DNP		2/44 W 60:00
Jan 12	@ MIN	0-1,2/2 13:18	1-0,3/0 19:05	0-1,1/-1 20:47	DNP		2/30 W 60:00
Jan 15	vs. BOS	0-0,0/-2 14:03	0-0,1/-2 18:58	0-0,2/-3 21:57	DNP		MIN
Jan 16	vs. WSH	0-0,1/0 11:52	0-0,4/1 14:00	0-1,1/1 20:48	1/34 W 59:38		MIN
Jan 18	@ ARI	0-0,1/0 13:19	1-0(W),1/-1 16:38	0-1,1/0 22:57	1/27 W 60:00		MIN
Jan 20	@ COL	0-0,0/0 15:22	0-0,2/-1 15:38	0-1,3/-2 21:54	DNP		MIN
Jan 22	vs. DET	0-0,0/-1 14:47	0-0,0/-2 16:23	0-0,1/-1 20:21	DNP		MIN
Jan 25	@ NYR	0-1,4/-1 12:42	0-0,1/-2 16:31	0-0,0/-3 21:57	5/32 L 58:32		MIN
Jan 26	@ OTT	0-0,0/1 17:33	0-0,0/-1 17:33	0-0,1/-2 21:16	DNP		MIN
Feb 3	@ MTL	1-0,2/1 13:38	1-0,3/-1 16:43	0-1,0/0 21:39	DNP		MIN
Feb 4	vs. BOS	0-0,0/-1 11:56	0-0,1/1 16:51	0-1,3/0 23:33	2/33 O 65:00		MIN
Feb 6	@ BOS	DND	0-1,4/1 16:05	0-1,3/1 20:50	DNP		MIN
Feb 9	vs. FLA	0-0,3/2 15:01	0-0,2/-4 18:49	0-2,0/-4 22:53	2/22 L 39:08		MIN
Feb 11	@ PHI	0-0,0/-2 10:00	1-0,2/1 18:31	0-0,1/0 21:28	DNP		MIN
Feb 12	vs. MTL	2-1(W),4/2 12:43	0-1,0/1 15:39	0-2,1/1 21:13	4/30 W 60:00		MIN
Feb 14	vs. COL	1-0,2/2 13:43	0-0,1/1 14:00	0-2,1/3 23:04	DNP		MIN
Feb 16	@ OTT	0-0,0/-1 16:48	0-0,3/0 17:05	0-0,4/0 19:38	DNP		MIN
Feb 19	@ CBJ	0-0,2/0 12:46	2-0(W),2/1 13:38	0-0,4/1 21:11	DNP		MIN
Feb 21	vs. PIT	0-0,1/-1 15:06	0-0,4/0 15:49	DND	DNP		MIN
Feb 24	@ ANA	0-0,1/0 14:08	0-0,1/0 16:19	INJ	DNP		MIN
Feb 26	@ SJS	0-0,3/1 17:15	0-0,0/0 17:11	INJ	1/25 W 60:00		MIN
Feb 27	@ LAK	0-0,0/0 16:12	0-0,2/0 17:38	INJ	DNP		MIN
Mar 1	vs. EDM	0-0,0/-1 14:20	DND	INJ	DNP		MIN
Mar 3	vs. CGY	1-2,2/2 15:34	TO ANA	INJ	DNP		MIN
Mar 5	vs. MIN	0-0,1/0 16:29		INJ	DNP		MIN
Mar 7	@ TOR	0-0,1/0 15:38		INJ	3/33 W 64:34		MIN
Mar 8	vs. NYR	0-0,5/1 15:19		INJ	0/11 32:19		MIN
Mar 10	@ MTL	0-0,1/1 13:47		INJ	DNP		MIN
Mar 12	vs. CAR	1-0,3/1 16:21		INJ	2/30 W 64:59		MIN
Mar 16	vs. MTL	1-0,2/1 13:01		0-1,3/-1 22:02	DNP		MIN
Mar 18	vs. OTT	0-0,1/0 12:37		0-1,2/0 18:45	1/33 W 60:00		MIN
Mar 19	@ TOR	0-1,0/0 14:52		0-0,1/-1 21:36	4/31 L 60:00		MIN
Mar 22	@ CAR	0-1,0/2 13:03		0-1,2/0 22:18	2/27 W 60:00		MIN
Mar 26	vs. WPG	0-0,2/-1 15:59		0-0,0/-1 21:41	2/19 W 60:00		MIN
Mar 28	@ DET	0-0,2/0 15:21		0-1,3/0 20:56	2/28 L 57:08		MIN
Mar 29	@ PIT	0-0,2/0 16:22		1-1,3/0 21:37	4/46 O 65:00		MIN
Mar 31	vs. TOR	0-1,4/2 15:49		0-1,3/0 23:13	1/26 W 59:59		MIN
Apr 2	@ NYR	0-0,1/0 18:25		2-0,3/1 18:24	3/36 W 60:00		MIN
Apr 5	@ NJD	0-0,0/1 15:01		1-0,1/0 23:08	1/19 W 60:00		MIN
Apr 8	vs. CBJ	0-0,0/-1 15:17		0-0,3/0 20:34	DNP	4/30 L 60:00	MIN
Apr 9	@ NYI	0-0,1/-1 15:53		0-1,2/0 19:31	DND	DNP	3/24 W 62:37

PLAYER GAME-BY-GAME

DATE	OPPONENT	LEHNER #40	LIEUWEN #50
Oct 8	vs. OTT	1/12 27:30	MIN
Oct 10	vs. TBL	INJ	DNP
Oct 12	vs. CBJ	INJ	DNP
Oct 15	@ FLA	INJ	DNP
Oct 17	@ TBL	INJ	DNP
Oct 21	vs. TOR	INJ	DNP
Oct 23	vs. MTL	INJ	MIN
Oct 24	vs. NJD	INJ	MIN
Oct 27	@ PHI	INJ	MIN
Oct 29	@ PIT	INJ	MIN
Oct 30	vs. PHI	INJ	MIN
Nov 1	@ NYI	INJ	MIN
Nov 5	vs. TBL	INJ	MIN
Nov 7	vs. VAN	INJ	MIN
Nov 10	@ TBL	INJ	MIN
Nov 12	@ FLA	INJ	MIN
Nov 14	vs. SJS	INJ	MIN
Nov 17	vs. DAL	INJ	MIN
Nov 19	@ STL	INJ	MIN
Nov 21	@ DAL	INJ	MIN
Nov 23	vs. STL	INJ	MIN
Nov 25	vs. NSH	INJ	MIN
Nov 27	vs. CAR	INJ	MIN
Nov 28	@ NSH	INJ	MIN
Dec 1	@ DET	INJ	MIN
Dec 4	vs. ARI	INJ	MIN
Dec 6	@ EDM	INJ	MIN
Dec 7	@ VAN	INJ	MIN
Dec 10	@ CGY	INJ	MIN
Dec 12	vs. LAK	INJ	MIN
Dec 14	@ DET	INJ	MIN
Dec 15	vs. NJD	INJ	MIN
Dec 17	vs. ANA	INJ	MIN
Dec 19	vs. CHI	INJ	MIN
Dec 26	@ BOS	INJ	MIN
Dec 28	vs. WSH	INJ	MIN
Dec 30	@ WSH	INJ	MIN
Dec 31	vs. NYI	INJ	MIN
Jan 2	vs. DET	INJ	MIN
Jan 5	vs. FLA	INJ	MIN
Jan 8	@ CHI	MIN	MIN
Jan 10	@ WPG	MIN	MIN
Jan 12	@ MIN	MIN	MIN
Jan 15	vs. BOS	3/30 L 59:26	MIN
Jan 16	vs. WSH	DNP	MIN
Jan 18	@ ARI	DNP	MIN
Jan 20	@ COL	2/35 L 59:43	MIN
Jan 22	vs. DET	2/44 L 58:42	MIN
Jan 25	@ NYR	DNP	MIN
Jan 26	@ OTT	2/36 W 59:58	MIN
Feb 3	@ MTL	2/35 W 59:20	MIN
Feb 4	vs. BOS	DNP	MIN
Feb 6	@ BOS	2/38 O 62:29	MIN
Feb 9	vs. FLA	4/12 20:22	MIN
Feb 11	@ PHI	5/28 L 60:00	MIN
Feb 12	vs. MTL	DNP	MIN
Feb 14	vs. COL	1/35 W 59:50	MIN
Feb 16	@ OTT	1/26 O 64:58	MIN
Feb 19	@ CBJ	0/38 W 60:00	MIN
Feb 21	vs. PIT	4/31 L 58:43	MIN
Feb 24	@ ANA	1/29 L 59:15	MIN
Feb 26	@ SJS	DNP	MIN
Feb 27	@ LAK	2/35 L 58:16	MIN
Mar 1	vs. EDM	2/41 O 63:48	MIN
Mar 3	vs. CGY	3/29 W 59:52	MIN
Mar 5	vs. MIN	2/30 O 65:00	MIN
Mar 7	@ TOR	DNP	MIN
Mar 8	vs. NYR	3/14 L 26:05	MIN
Mar 10	@ MTL	3/34 L 57:34	MIN
Mar 12	vs. CAR	DNP	MIN
Mar 16	vs. MTL	3/22 O 63:14	MIN
Mar 18	vs. OTT	DND	DNP
Mar 19	@ TOR	DND	DNP
Mar 22	@ CAR	DND	DNP
Mar 26	vs. WPG	DND	DNP
Mar 28	@ DET	DND	DNP
Mar 29	@ PIT	DND	DNP
Mar 31	vs. TOR	DND	DNP
Apr 2	@ NYR	DND	DNP
Apr 5	@ NJD	DND	DNP
Apr 8	vs. CBJ	DND	MIN
Apr 9	@ NYI	DND	MIN

MILESTONES

JUSTIN BAILEY
1ST NHL GAME ..... FEB. 11 AT PHILADELPHIA

ZACH BOGOSIAN
100TH NHL ASSIST ..... JAN. 16 VS. WASHINGTON

DANIEL CATENACCI
1ST NHL GAME ..... FEB. 6 AT BOSTON

NICOLAS DESLAURIERS
100TH NHL GAME ..... OCT. 8 VS. OTTAWA

JACK EICHEL
1ST NHL GAME ..... OCT. 8 VS. OTTAWA
1ST NHL POINT (GOAL) ..... OCT. 8 VS. OTTAWA
1ST NHL ASSIST ..... NOV. 7 VS. VANCOUVER

HUDSON FASCHING
1ST NHL GAME ..... MARCH 26 VS. WINNIPEG
1ST NHL POINT (GOAL) ..... MARCH 26 VS. WINNIPEG
1ST NHL ASSIST ..... APRIL 9 AT NY ISLANDERS

MARCUS FOLIGNO
200TH NHL GAME ..... OCT. 27 AT PHILADELPHIA

BRIAN GIONTA
900TH NHL GAME ..... FEB. 16 AT OTTAWA

ZEMGUS GIRGENSONS
200TH NHL GAME ..... APRIL 5 AT NEW JERSEY

JOSH GORGES
100TH NHL ASSIST ..... APRIL 9 AT NY ISLANDERS

CHAD JOHNSON
100TH NHL GAME ..... APRIL 2 AT NY RANGERS

EVANDER KANE
400TH NHL GAME ..... JAN. 25 AT NY RANGERS

JASON KASDORF
1ST NHL GAME ..... APRIL 8 VS. COLUMBUS

JOHAN LARSSON
100TH NHL GAME ..... DEC. 26 AT BOSTON

DAVID LEGWAND
1,100TH NHL GAME ..... JAN. 18 AT ARIZONA

ROBIN LEHNER
100TH NHL GAME ..... FEB. 24 AT ANAHEIM

JAKE McCABE
1ST NHL GOAL ..... OCT. 15 AT FLORIDA

JAMIE McGINN
400TH NHL GAME ..... DEC. 19 VS. CHICAGO

MATT MOULSON
500TH NHL GAME ..... DEC. 4 VS. ARIZONA

CASEY NELSON
1ST NHL GAME ..... MARCH 26 VS. WINNIPEG
1ST NHL POINT (ASSIST) ..... MARCH 26 VS. WINNIPEG

RYAN O'REILLY
100TH NHL GOAL ..... DEC. 12 VS. LOS ANGELES
300TH NHL POINT ..... MARCH 29 AT PITTSBURGH

MARK PYSYK
100TH NHL GAME ..... FEB. 14 VS. COLORADO

SAM REINHART
1ST NHL GOAL ..... OCT. 17 AT TAMPA BAY

EVAN RODRIGUES
1ST NHL GAME ..... APRIL 8 VS. COLUMBUS
1ST NHL POINT (GOAL) ..... APRIL 9 AT NY ISLANDERS
1ST NHL ASSIST ..... APRIL 9 AT NY ISLANDERS

COLE SCHNEIDER
1ST NHL GAME ..... APRIL 8 VS. COLUMBUS

LINUS ULLMARK
1ST NHL GAME ..... OCT. 24 VS. NEW JERSEY
1ST NHL WIN ..... OCT. 30 VS. PHILADELPHIA

REGULAR-SEASON HIGHS & LOWS

TEAM SCORING

Most Goals Scored - Game	6	(3x) Last: 3/3 vs. CGY
Most Goals Scored - Period	5	12/26 at BOS (3rd)
Most Goals Allowed - Game	7	(2x) Last: 2/9 vs. FLA
Most Goals Allowed - Period	4	(4x) Last: 3/29 at PIT (2nd)
Largest Margin of Victory	4	2/19 at CBJ
Largest Margin of Defeat	5	10/23 vs. MTL
Most Power Play Goals - Game	3	10/12 vs. CBJ
Most Power Play Opportunities - Game	8	3/3 vs. CGY
Most Power Play Goals Against - Game	2	(5x) Last: 2/12 vs. MTL
Most Power Play Opportunities Against - Game	6	(5x) Last: 4/5 at NJD

SHOOTING

Most Shots Taken - Game	53	10/29 at PIT
Most Shots Taken - Period	24	10/29 at PIT (3rd)
Fewest Shots Taken - Game	18	4/5 at NJD
Fewest Shots Taken - Period	2	(3x) Last: 1/26 at OTT (3rd)
Most Shots Allowed - Game	46	(2x) Last: 3/29 at PIT
Most Shots Allowed - Period	22	1/26 at OTT (3rd)
Fewest Shots Allowed - Game	19	(2x) Last: 4/5 at NJD
Fewest Shots Allowed - Period	3	(3x) Last: 12/12 vs. LAK (1st)

PENALTY MINUTES

Most Penalty Minutes - Game	52	3/16 vs. MTL
Fewest Penalty Minutes - Game	0	(6x) Last: 4/9 at NYI
Most Opponent Penalty Minutes - Game	48	3/16 vs. MTL
Fewest Opponent Penalty Minutes - Game	0	(2x) Last: 2/26 at SJS

TEAM STREAKS

Longest Winning Streak	3	(2x) Last: 3/31 vs. TOR to 4/5 at NJD
Longest Home Winning Streak	3	(2x) Last: 3/18 vs. OTT to 3/31 vs. TOR
Longest Road Winning Streak	3	(3x) Last: 4/2 at NYR to 4/9 at NYI
Longest (Regulation) Losing Streak	6	12/28 vs. WSH to 1/8 at CHI
Longest Home (Regulation) Losing Streak	5	12/28 vs. WSH to 1/15 vs. BOS
Longest Road (Regulation) Losing Streak	3	12/6 at EDM to 12/10 at CGY
Longest Unbeaten (Points) Streak	4	(6x) Last: 3/29 at PIT to 4/5 vs. NJD (3-0-1)
Longest Home Unbeaten (Points) Streak	5	3/12 vs. CAR to 3/31 vs. TOR (4-0-1)
Longest Road Unbeaten (Points) Streak	4	(2x) Last: 3/29 at PIT to 4/9 at NYI (3-0-1)
Longest Winless Streak	6	(2x) Last: 12/28 vs. WSH to 1/8 at CHI (0-6-0)
Longest Home Winless Streak	6	12/19 vs. CHI to 1/15 vs. BOS (0-5-1)
Longest Road Winless Streak	4	12/1 at DET to 12/10 at CGY (0-3-1)

REGULAR-SEASON HIGHS & LOWS

INDIVIDUAL HIGHS FOR A GAME

Most Goals	3	(2x) Last: Sam Reinhart, 1/10 at WPG
Most Assists	3	Rasmus Ristolainen, 12/1 at DET
Most Points	4	Jack Eichel, 12/26 at BOS (2+2)
Most Penalty Minutes	29	Evander Kane, 2/9 vs. FLA
Most Shots	11	Evander Kane, 2/4 vs. BOS
Most Goals by Opponent	3	Radim Vrbata, 12/7 at VAN
Most Assists by Opponent	4	Andrei Markov, 10/23 vs. MTL
Most Points by Opponent	5	(2x) Last: Derick Brassard, 1/25 at NYR
Most Penalty Minutes by Opponent	29	Alex Petrovic, 2/9 vs. FLA
Most Shots by Opponent	10	(2x) Last: Brandon Dubinsky, 2/19 at CBJ

INDIVIDUAL STREAKS

Consecutive Games with Goals	3	(3x) Last: Jack Eichel 3/3 vs. CGY to 3/7 at TOR
Consecutive Games with Assists	5	Jack Eichel, 3/31 vs. TOR to 4/9 at NYI
Consecutive Games with Points	8	Ryan O'Reilly, 11/28 at NSH to 12/14 at DET

OCTOBER

OCT. 8	Activated **JOSH GORGES** from IR
OCT. 9	Recalled **NATHAN LIEUWEN** from Rochester; Assigned **LINUS ULLMARK** to Rochester
OCT. 10	Assigned **JAKE McCABE** to Rochester; Placed **ROBIN LEHNER** on IR
OCT. 11	Recalled **JAKE McCABE** from Rochester
OCT. 12	Assigned **BRENDAN GUHLE** to Prince Albert (WHL)
OCT. 13	Placed **MATT DONOVAN** on waivers
OCT. 14	Assigned **MATT DONOVAN** to Rochester
OCT. 21	Placed **BOBBY SANGUINETTI** on waivers
OCT. 22	Recalled **LINUS ULLMARK** from Rochester; Assigned **NATHAN LIEUWEN** and **BOBBY SANGUINETTI** to Rochester
OCT. 26	Recalled **TIM SCHALLER** from Rochester
OCT. 27	Placed **EVANDER KANE** on IR

NOVEMBER

NOV. 17	Activated **ZACH BOGOSIAN** from IR; placed **MIKE WEBER** on IR
NOV. 19	Activated **EVANDER KANE** from IR
NOV. 21	Placed **ZEMGUS GIRGENSONS** on IR
NOV. 25	Activated **ZEMGUS GIRGENSONS** from IR; placed **MARK PYSYK** on IR
NOV. 27	Activated **MIKE WEBER** from IR; Placed **TYLER ENNIS** on IR

DECEMBER

DEC. 3	Assigned **TIM SCHALLER** to Rochester
DEC. 5	Recalled **CAL O'REILLY** from Rochester
DEC. 18	Assigned **CAL O'REILLY** to Rochester
DEC. 19	Activated **TYLER ENNIS** from IR

JANUARY

JAN. 4	Recalled **TIM SCHALLER** from Rochester
JAN. 5	Placed **NICOLAS DESLAURIERS** and **TYLER ENNIS** on IR
JAN. 6	Activated **ROBIN LEHNER** and **MARK PYSYK** from IR; Assigned **LEHNER** and **PYSYK** to Rochester for conditioning stints
JAN. 11	Recalled **MARK PYSYK** from conditioning stint in Rochester
JAN. 14	Recalled **ROBIN LEHNER** from conditioning stint in Rochester; Assigned **LINUS ULLMARK** to Rochester
JAN. 16	Recalled **PHILIP VARONE** from Rochester
JAN. 21	Recalled **CAL O'REILLY** from Rochester
JAN. 22	Placed **ZEMGUS GIRGENSONS** on IR
JAN. 25	Activated **ZEMGUS GIRGENSONS** from IR; Placed **SAM REINHART** on IR
JAN. 27	Assigned **CAL O'REILLY**, **TIM SCHALLER** and **PHILIP VARONE** to Rochester

FEBRUARY

FEB. 3	Activated **NICOLAS DESLAURIERS** and **SAM REINHART** from IR
FEB. 5	Recalled **DANIEL CATENACCI** from Rochester
FEB. 10	Recalled **JUSTIN BAILEY** from Rochester; Placed **ZEMGUS GIRGENSONS** on IR
FEB. 12	Recalled **PHILIP VARONE** from Rochester; Placed **DANIEL CATENACCI** on IR
FEB. 13	Assigned **PHILIP VARONE** to Rochester
FEB. 14	Activated **ZEMGUS GIRGENSONS** from IR
FEB. 18	Assigned **JUSTIN BAILEY** to Rochester
FEB. 19	Activated **DANIEL CATENACCI** from IR; Assigned **CATENACCI** to Rochester
FEB. 21	Recalled **JUSTIN BAILEY** from Rochester
FEB. 22	Recalled **CAL O'REILLY** from Rochester; Placed **RYAN O'REILLY** on IR
FEB. 23	Acquired a third-round pick in the 2017 NHL Draft from the Washington Capitals in exchange for **MIKE WEBER**
FEB. 27	Acquired **ALEX GUPTILL**, **ERIC O'DELL**, **COLE SCHNEIDER** and **MICHAEL SDAO** from Ottawa in exchange for **JASON AKESON**, **PHILIP VARONE** and **JEROME LEDUC**; Assigned **GUPTILL**, **O'DELL**, **SCHNEIDER** and **SDAO** to Rochester
FEB. 29	Acquired a conditional third-round pick in the 2016 NHL Draft from Anaheim in exchange for **JAMIE McGINN**; Assigned **JUSTIN BAILEY** and **CAL O'REILLY** to Rochester; Recalled **DANIEL CATENACCI** and **CAL O'REILLY** from Rochester

MARCH

MAR. 14	Signed **JASON KASDORF** to a one-year, entry-level contract
MAR. 16	Activated **RYAN O'REILLY** from IR; Assigned **DANIEL CATENACCI** to Rochester
MAR. 17	Recalled **CHAD RUHWEDEL** and **NATHAN LIEUWEN** from Rochester
MAR. 18	Assigned **CHAD RUHWEDEL** to Rochester
MAR. 19	Recalled **DANIEL CATENACCI** from Rochester; Assigned **CATENACCI** to Rochester
MAR. 21	Signed **HUDSON FASCHING** to a three-year, entry-level contract
MAR. 22	Signed **CASEY NELSON** to a one-year, entry-level contract
MAR. 25	Signed **ERIC CORNEL** to a three-year, entry-level contract

APRIL

APR. 4	Recalled **JUSTIN BAILEY** from Rochester
APR. 5	Assigned **JUSTIN BAILEY** to Rochester
APR. 6	Recalled **EVAN RODRIGUES** and **COLE SCHNEIDER** from Rochester
APR. 8	Assigned **NATHAN LIEUWEN** to Rochester
APR. 9	Recalled **LINUS ULLMARK** from Rochester; Assigned **ULLMARK**, **EVAN RODRIGUES** and **COLE SCHNEIDER** to Rochester
APR. 11	Activated **TYLER ENNIS** from IR
APR. 12	Assigned **CAL O'REILLY** to Rochester

MAN GAMES LOST

PLAYER	TOTAL NUMBER OF GAMES LOST	INJURY	DATE	NUMBER OF GAMES
Bogosian, Zach	18	Upper Body Lower Body	Oct. 8 – Nov. 14 April 9	17 games 1 game
Catenacci, Dan	3	Upper Body	Feb. 12 – Feb. 16	3 games
Colaiacovo, Carlo	3	Upper Body Lower Body	Nov. 5 – Nov. 7 March 18	2 games 1 game
Deslauriers, Nicolas	11	Lower Body	Jan. 5 – Jan. 26	11 games
Eichel, Jack	1	Flu	March 19	1 game
Ennis, Tyler	59	Lower Body Upper Body Concussion	Oct. 29 – Oct. 30 Nov. 25 – Dec. 17 Dec. 31 – April 9	2 games 12 games 45 games
Foligno, Marcus	6	Lower Body Upper Body Upper Body	Oct. 24 Dec. 15 – Dec. 26 Feb. 6	1 game 4 games 1 game
Franson, Cody	23	Upper Body	Feb. 21 – April 9	23 games
Gionta, Brian	3	Lower Body	Oct. 8 – Oct. 12	3 games
Girgensons, Zemgus	11	Upper Body Upper Body Lower Body	Nov. 17 – Nov. 23 Jan. 16 – Jan. 22 Feb. 9 – Feb. 12	4 games 4 games 3 games
Gorges, Josh	5	Upper Body Upper Body	Jan. 16 – Jan 18 Jan. 22 – Jan. 26	2 games 3 games
Guhle, Brendan	3	Upper Body	Oct. 8 – Oct. 12	3 games
Johnson, Chad	1	Upper Body	April 9	1 game
Kane, Evander	16	Knee Hand	Oct. 27 – Nov. 17 March 29 – April 9	10 games 6 games
Kasdorf, Jason	10	Lower Body	March 16 – April 5	10 games
Larsson, Johan	5	Lower Body Lower Body	Feb. 9 – Feb. 14 April 9	4 games 1 game
Lehner, Robin	50	High Ankle Sprain High Ankle Sprain	Oct. 10 – Jan. 5 March 18 – April 9	39 games 11 games
McCormick, Cody	82	Blood Clot	Oct. 8 – April 9	82 games
O'Reilly, Ryan	11	Lower Body	Feb. 21 – March 12	11 games
Pysyk, Mark	22	Foot	Nov. 19 – Jan. 5	22 games

MAN GAMES LOST

PLAYER	TOTAL NUMBER OF GAMES LOST	INJURY	DATE	NUMBER OF GAMES
Reinhart, Sam	3	Upper Body	Jan. 22 – Jan. 26	3 games
Sanguinetti, Bobby	6	Lower Body	Oct. 8 – Oct. 21	6 games
Ullmark, Linus	1	Hip	Oct. 8	1 game
Weber, Mike	13	Knee	Nov. 10 – Dec. 6	13 games
Total				**366 man games lost**

OTT 3 @ BUF 1 — THURSDAY, OCTOBER 8

GOALS: Eichel
GOALIE: Lehner (11 saves/12 shots); Johnson (8 saves/9 shots); 1 ENG
SPECIAL TEAMS: PP: 1/3; PK: 0/0
SHOTS: Buffalo 27 – Ottawa 22
TOI LEADER: Ristolainen (23:10)
MAN GAMES LOST: 6

TBL 4 @ BUF 1 — SATURDAY, OCTOBER 10

GOALS: Deslauriers
GOALIE: Johnson (27 saves/31 shots)
SPECIAL TEAMS: PP: 0/2; PK: 3/3
SHOTS: Tampa Bay 31 – Buffalo 25
TOI LEADER: Ristolainen (26:41)
MAN GAMES LOST: 12

CBJ 2 @ BUF 4 — MONDAY, OCTOBER 12

GOALS: Ristolainen, R. O'Reilly, Eichel, Moulson
GOALIE: Johnson (22 saves/24 shots)
SPECIAL TEAMS: PP: 3/7; PK: 1/3
SHOTS: Buffalo 33 – Columbus 24
TOI LEADER: Ristolainen (24:58)
MAN GAMES LOST: 18

BUF 2 @ FLA 3 — THURSDAY, OCTOBER 15

GOALS: McCabe, Ennis
GOALIE: Johnson (26 saves/29 shots)
SPECIAL TEAMS: PP: 1/6; PK: 3/5
SHOTS: Florida 29 – Buffalo 26
TOI LEADER: Ristolainen (24:28)
MAN GAMES LOST: 22

BUF 1 @ TBL 2 — SATURDAY, OCTOBER 17

GOALS: Reinhart
GOALIE: Johnson (20 saves/22 shots)
SPECIAL TEAMS: PP: 0/3; PK: 3/4
SHOTS: Buffalo 32 – Tampa Bay 22
TOI LEADER: Ristolainen (23:57)
MAN GAMES LOST: 26

TOR 1 @ BUF 2 — WEDNESDAY, OCTOBER 21 (SO)

GOALS: Kane; GDG- Moulson
GOALIE: Johnson (23 saves/24 shots)
SPECIAL TEAMS: PP: 0/4; PK: 1/1
SHOTS: Buffalo 35 – Toronto 24
TOI LEADER: Ennis (24:36)
MAN GAMES LOST: 29

MTL 7 @ BUF 2 — FRIDAY, OCTOBER 23

GOALS: Moulson, R. O'Reilly
GOALIE: Johnson (19 saves/26 shots)
SPECIAL TEAMS: PP: 1/4; PK: 1/3
SHOTS: Buffalo 36 – Montreal 26
TOI LEADER: Ristolainen (23:03)
MAN GAMES LOST: 32

NJD 4 @ BUF 3 — SATURDAY, OCTOBER 24

GOALS: Ennis, R. O'Reilly, Eichel
GOALIE: Ullmark (24 saves/28 shots)
SPECIAL TEAMS: PP: 2/5; PK: 2/2
SHOTS: Buffalo 29 – New Jersey 28
TOI LEADER: R. O'Reilly (22:25)
MAN GAMES LOST: 36

BUF 4 @ PHI 3 — TUESDAY, OCTOBER 27

GOALS: Ennis, McGinn, McCabe, Girgensons
GOALIE: Johnson (30 saves/33 shots)
SPECIAL TEAMS: PP: 1/2; PK: 2/2
SHOTS: Buffalo 40 – Philadelphia 33
TOI LEADER: Ristolainen (25:02)
MAN GAMES LOST: 40

BUF 3 @ PIT 4 — THURSDAY, OCTOBER 29

GOALS: McGinn, Deslauriers, Moulson
GOALIE: Johnson (25 saves/29 shots)
SPECIAL TEAMS: PP: 0/2; PK: 0/1
SHOTS: Buffalo 53 – Pittsburgh 29
TOI LEADER: Ristolainen (24:49)
MAN GAMES LOST: 45

PHI 1 @ BUF 3 — FRIDAY, OCTOBER 30

GOALS: Eichel, R. O'Reilly, Deslauriers
GOALIE: Ullmark (27 saves/28 shots)
SPECIAL TEAMS: PP: 1/6; PK: 4/4
SHOTS: Buffalo 36 – Philadelphia 28
TOI LEADER: R. O'Reilly (26:03)
MAN GAMES LOST: 50

BUF 2 @ NYI 1 — SUNDAY, NOVEMBER 1

GOALS: Moulson, Reinhart
GOALIE: Ullmark (29 saves/30 shots)
SPECIAL TEAMS: PP: 0/0; PK: 0/0
SHOTS: NY Islanders 30 – Buffalo 22
TOI LEADER: Ristolainen (26:04)
MAN GAMES LOST: 54

TBL 4 @ BUF 1 — THURSDAY, NOVEMBER 5

GOALS: Eichel
GOALIE: Ullmark (8 saves/11 shots); Johnson (10 saves/10 shots); 1 ENG
SPECIAL TEAMS: PP: 0/2; PK: 3/3
SHOTS: Buffalo 31 – Tampa Bay 22
TOI LEADER: R. O'Reilly (21:35)
MAN GAMES LOST: 59

VAN 2 @ BUF 3 — SATURDAY, NOVEMBER 7

GOALS: Ristolainen (2), McGinn
GOALIE: Ullmark (35 saves/37 shots)
SPECIAL TEAMS: PP: 1/2; PK: 2/2
SHOTS: Vancouver 37 – Buffalo 22
TOI LEADER: McCabe (23:47)
MAN GAMES LOST: 64

BUF 4 @ TBL 1 — TUESDAY, NOVEMBER 10

GOALS: Eichel, Franson, Foligno, Ristolainen
GOALIE: Johnson (30 saves/31 shots)
SPECIAL TEAMS: PP: 1/3; PK: 4/5
SHOTS: Tampa Bay 31 – Buffalo 27
TOI LEADER: Ristolainen (26:28)
MAN GAMES LOST: 69

BUF 3 @ FLA 2 — THURSDAY, NOVEMBER 12

GOALS: Gionta, Franson, Reinhart
GOALIE: Ullmark (36 saves/38 shots)
SPECIAL TEAMS: PP: 1/1; PK: 2/3
SHOTS: Florida 38 – Buffalo 19
TOI LEADER: Ristolainen (24:05)
MAN GAMES LOST: 74

SJS 2 @ BUF 1 — SATURDAY, NOVEMBER 14 (OT)

GOALS: R. O'Reilly
GOALIE: Johnson (30 saves/32 shots)
SPECIAL TEAMS: PP: 0/3; PK: 2/3
SHOTS: San Jose 32 – Buffalo 31
TOI LEADER: Ristolainen (29:01)
MAN GAMES LOST: 79

DAL 3 @ BUF 1 — TUESDAY, NOVEMBER 17

GOALS: R. O'Reilly
GOALIE: Ullmark (26 saves/28 shots); 1 ENG
SPECIAL TEAMS: PP: 1/3; PK: 1/1
SHOTS: Dallas 29 – Buffalo 25
TOI LEADER: Ennis (22:09)
MAN GAMES LOST: 84

BUF 2 @ STL 3 — THURSDAY, NOVEMBER 19 (SO)

GOALS: Reinhart, R. O'Reilly
GOALIE: Ullmark (27 saves/29 shots)
SPECIAL TEAMS: PP: 0/4; PK: 1/3
SHOTS: Buffalo 34 – St. Louis 29
TOI LEADER: Ristolainen (26:51)
MAN GAMES LOST: 89

BUF 0 @ DAL 3 — SATURDAY, NOVEMBER 21

GOALS: N/A
GOALIE: Johnson (29 saves/32 shots)
SPECIAL TEAMS: PP: 0/3; PK: 4/5
SHOTS: Dallas 32 – Buffalo 22
TOI LEADER: R. O'Reilly (22:14)
MAN GAMES LOST: 94

STL 2 @ BUF 1 — MONDAY, NOVEMBER 23

GOALS: Legwand
GOALIE: Ullmark (24 saves/26 shots)
SPECIAL TEAMS: PP: 0/3; PK: 0/0
SHOTS: St. Louis 26 – Buffalo 25
TOI LEADER: McCabe (21:51)
MAN GAMES LOST: 99

NSH 3 @ BUF 2 — WEDNESDAY, NOVEMBER 25

GOALS: Kane, Eichel
GOALIE: Ullmark (5 saves/8 shots)/ Johnson (12 saves/12 shots)
SPECIAL TEAMS: PP: 0/2; PK: 3/3
SHOTS: Buffalo 32 – Nashville 20
TOI LEADER: Kane (24:34)
MAN GAMES LOST: 105

CAR 1 @ BUF 4 — FRIDAY, NOVEMBER 27

GOALS: Gorges, Eichel, Gionta, Legwand
GOALIE: Johnson (27 saves/28 shots)
SPECIAL TEAMS: PP: 0/1; PK: 2/2
SHOTS: Carolina 28 – Buffalo 21
TOI LEADER: Ristolainen (24:25)
MAN GAMES LOST: 110

BUF 4 @ NSH 1 — SATURDAY, NOVEMBER 28

GOALS: Reinhart (2), McGinn, R. O'Reilly
GOALIE: Johnson (28 saves/29 shots)
SPECIAL TEAMS: PP: 2/4; PK: 2/3
SHOTS: Nashville 29 – Buffalo 24
TOI LEADER: Ristolainen (27:36)
MAN GAMES LOST: 115

BUF 4 @ DET 5 — TUESDAY, DECEMBER 1 (SO)

GOALS: Kane (2), Girgensons, Bogosian
GOALIE: Ullmark (42 saves/46 shots)
SPECIAL TEAMS: PP: 2/5; PK: 1/2
SHOTS: Detroit 46 – Buffalo 32
TOI LEADER: Ristolainen (27:55)
MAN GAMES LOST: 120

ARI 2 @ BUF 5 — FRIDAY, DECEMBER 4

GOALS: Kane (2), Reinhart, McGinn, Foligno
GOALIE: Johnson (18 saves/20 shots)
SPECIAL TEAMS: PP: 0/2; PK: 3/3
SHOTS: Buffalo 28 – Arizona 20
TOI LEADER: Ristolainen (22:17)
MAN GAMES LOST: 125

BUF 2 @ EDM 4 — SUNDAY, DECEMBER 6

GOALS: Eichel, R. O'Reilly
GOALIE: Johnson (24 saves/28 shots)
SPECIAL TEAMS: PP: 1/4; PK: 0/1
SHOTS: Buffalo 34 – Edmonton 28
TOI LEADER: Ristolainen (24:26)
MAN GAMES LOST: 130

BUF 2 @ VAN 5 — MONDAY, DECEMBER 7

GOALS: Gionta, Reinhart
GOALIE: Ullmark (26 saves/31 shots)
SPECIAL TEAMS: PP: 0/3; PK: 5/6
SHOTS: Buffalo 34 – Vancouver 31
TOI LEADER: Ristolainen (24:06)
MAN GAMES LOST: 134

BUF 3 @ **CGY 4** — THURSDAY, DECEMBER 10

GOALS: Ristolainen (3)
GOALIE: Johnson (28 saves/32 shots)
SPECIAL TEAMS: PP: 2/3; PK: 2/2
SHOTS: Calgary 32 – Buffalo 30
TOI LEADER: Ristolainen (25:35)
MAN GAMES LOST: 138

LAK 1 @ **BUF 2** — SATURDAY, DECEMBER 12 (OT)

GOALS: McGinn, R. O'Reilly
GOALIE: Ullmark (20 saves/21 shots)
SPECIAL TEAMS: PP: 1/2; PK: 0/0
SHOTS: Buffalo 30 – Los Angeles 21
TOI LEADER: Ristolainen (27:30)
MAN GAMES LOST: 142

BUF 2 @ DET 1 — MONDAY, DECEMBER 14

GOALS: R. O'Reilly, Larsson
GOALIE: Johnson (32 saves/33 shots)
SPECIAL TEAMS: PP: 0/3; PK: 2/2
SHOTS: Detroit 33 – Buffalo 30
TOI LEADER: Ristolainen (26:02)
MAN GAMES LOST: 146

NJD 2 @ BUF 0 — TUESDAY, DECEMBER 15

GOALS: N/A
GOALIE: Ullmark (19 saves/21 shots)
SPECIAL TEAMS: PP: 0/3; PK: 1/1
SHOTS: Buffalo 25 – New Jersey 21
TOI LEADER: Ristolainen (27:59)
MAN GAMES LOST: 151

ANA 0 @ **BUF 3** — THURSDAY, DECEMBER 17

GOALS: Kane, McCabe, McGinn
GOALIE: Johnson (44 saves/44 shots)
SPECIAL TEAMS: PP: 0/3; PK: 3/3
SHOTS: Anaheim 44 – Buffalo 22
TOI LEADER: Ristolainen (26:42)
MAN GAMES LOST: 156

CHI 3 @ BUF 2 — SATURDAY, DECEMBER 19 (SO)

GOALS: Franson, R. O'Reilly
GOALIE: Johnson (26 saves/28 shots)
SPECIAL TEAMS: PP: 0/2; PK: 2/3
SHOTS: Chicago 28 – Buffalo 27
TOI LEADER: Ristolainen (26:17)
MAN GAMES LOST: 160

BUF 6 @ BOS 3 — SATURDAY, DECEMBER 26

GOALS: R. O'Reilly (2), Eichel (2), Kane, McGinn
GOALIE: Johnson (30 saves/33 shots)
SPECIAL TEAMS: PP: 0/3; PK: 3/3
SHOTS: Boston 33 – Buffalo 29
TOI LEADER: Ristolainen (27:04)
MAN GAMES LOST: 164

WSH 2 @ BUF 0 — MONDAY, DECEMBER 28

GOALS: N/A
GOALIE: Ullmark (24 saves/26 shots)
SPECIAL TEAMS: PP: 0/3; PK: 1/1
SHOTS: Buffalo 31 – Washington 26
TOI LEADER: Ristolainen (25:03)
MAN GAMES LOST: 167

BUF 2 @ **WSH 5** — WEDNESDAY, DECEMBER 30

GOALS: Gionta, Girgensons
GOALIE: Johnson (38 saves/42 shots); 1 ENG
SPECIAL TEAMS: PP: 0/4; PK: 2/3
SHOTS: Washington 43 – Buffalo 27
TOI LEADER: Ristolainen (25:19)
MAN GAMES LOST: 170

NYI 2 @ BUF 1 — THURSDAY, DECEMBER 31

GOALS: R. O'Reilly
GOALIE: Ullmark (31 saves/33 shots)
SPECIAL TEAMS: PP: 1/4; PK: 1/2
SHOTS: Buffalo 43 – NY Islanders 33
TOI LEADER: Ristolainen (25:47)
MAN GAMES LOST: 174

DET 4 @ BUF 3 — SATURDAY, JANUARY 2

GOALS: Eichel (2), Reinhart
GOALIE: Johnson (19 saves/23 shots)
SPECIAL TEAMS: PP: 2/5; PK: 1/2
SHOTS: Buffalo 35 – Detroit 23
TOI LEADER: Ristolainen (24:10)
MAN GAMES LOST: 178

FLA 5 @ BUF 1 — TUESDAY, JANUARY 5

GOALS: R. O'Reilly
GOALIE: Ullmark (22 saves/26 shots); 1 ENG
SPECIAL TEAMS: PP: 1/5; PK: 1/1
SHOTS: Buffalo 32 – Florida 27
TOI LEADER: Ristolainen (27:31)
MAN GAMES LOST: 183

BUF 1 @ **CHI 3** — FRIDAY, JANUARY 8

GOALS: R. O'Reilly
GOALIE: Johnson (42 saves/44 shots); 1 ENG
SPECIAL TEAMS: PP: 0/2; PK: 1/1
SHOTS: Chicago 45 – Buffalo 29
TOI LEADER: Bogosian (23:54)
MAN GAMES LOST: 186

BUF 4 @ WPG 2 — SUNDAY, JANUARY 10

GOALS: Reinhart (3), Foligno
GOALIE: Ullmark (42 saves/44 shots)
SPECIAL TEAMS: PP: 1/3; PK: 1/2
SHOTS: Winnipeg 44 – Buffalo 29
TOI LEADER: Ristolainen (26:30)
MAN GAMES LOST: 189

BUF 3 @ MIN 2 — TUESDAY, JANUARY 12

GOALS: McGinn, Ristolainen, Gionta
GOALIE: Ullmark (28 saves/30 shots)
SPECIAL TEAMS: PP: 0/2; PK: 1/1
SHOTS: Minnesota 30 – Buffalo 23
TOI LEADER: Ristolainen (23:16)
MAN GAMES LOST: 192

BUF 3 @ OTT 2 — TUESDAY, JANUARY 26

GOALS: Eichel (2), Kane
GOALIE: Lehner (34 saves/36 shots)
SPECIAL TEAMS: PP: 1/2; PK: 2/2
SHOTS: Ottawa 36 – Buffalo 22
TOI LEADER: Ristolainen (28:01)
MAN GAMES LOST: 225

BOS 4 @ BUF 1 — FRIDAY, JANUARY 15

GOALS: Legwand
GOALIE: Lehner (27 saves/30 shots); 1ENG
SPECIAL TEAMS: PP: 0/4; PK: 2/2
SHOTS: Buffalo 34 – Boston 31
TOI LEADER: Ristolainen (25:40)
MAN GAMES LOST: 195

BUF 4 @ MTL 2 — WEDNESDAY, FEBRUARY 3

GOALS: Foligno, McGinn, Larsson, Gionta
GOALIE: Lehner (33 saves/35 shots)
SPECIAL TEAMS: PP: 1/3; PK: 1/2
SHOTS: Montreal 35 – Buffalo 32
TOI LEADER: Ristolainen (23:58)
MAN GAMES LOST: 227

WSH 1 @ BUF 4 — SATURDAY, JANUARY 16

GOALS: Varone, Schaller, Kane, Franson
Goalie: Johnson (33 saves/34 shots)
Special Teams: PP: 1/5; PK: 4/4
Shots: Washington 34 – Buffalo 29
TOI Leader: Ristolainen (27:27)
Man Games Lost: 200

BOS 3 @ BUF 2 — THURSDAY, FEBRUARY 4 (SO)

GOALS: Kane, Reinhart
GOALIE: Johnson (31 saves/33 shots)
SPECIAL TEAMS: PP: 0/3; PK: 4/4
SHOTS: Boston 33 – Buffalo 28
TOI LEADER: Ristolainen (27:54)
MAN GAMES LOST: 229

BUF 2 @ ARI 1 — MONDAY, JANUARY 18

GOALS: Eichel, McGinn
GOALIE: Johnson (26 saves/27 shots)
SPECIAL TEAMS: PP: 2/3; PK: 5/5
SHOTS: Buffalo 28 – Arizona 27
TOI LEADER: Ristolainen (30:15)
MAN GAMES LOST: 205

BUF 1 @ BOS 2 — SATURDAY, FEBRUARY 6 (OT)

GOALS: Reinhart
GOALIE: Lehner (36 saves/38 shots)
SPECIAL TEAMS: PP: 0/3; PK: 2/2
SHOTS: Boston 38 – Buffalo 38
TOI LEADER: Ristolainen (25:59)
MAN GAMES LOST: 23

BUF 1 @ COL 2 — WEDNESDAY, JANUARY 20

GOALS: Kane
GOALIE: Lehner (33 saves/35 shots)
SPECIAL TEAMS: PP: 1/2; PK: 3/3
SHOTS: Colorado 35 – Buffalo 28
TOI LEADER: Ristolainen (28:17)
MAN GAMES LOST: 209

FLA 7 @ BUF 4 — TUESDAY, FEBRUARY 9

GOALS: Reinhart (2), Kane, Weber
GOALIE: Lehner (8 saves/12 shots); Johnson (20 saves/22 shots)
SPECIAL TEAMS: PP: 2/4; PK: 1/1
SHOTS: Florida 35 – Buffalo 34
TOI LEADER: Ristolainen (25:11)
MAN GAMES LOST: 236

DET 3 @ BUF 0 — FRIDAY, JANUARY 22

GOALS: N/A
GOALIE: Lehner (42 saves/44 shots); 1ENG
SPECIAL TEAMS: PP: 0/1; PK: 4/4
SHOTS: Detroit 45 – Buffalo 19
TOI LEADER: Bogosian/Ristolainen (28:15)
MAN GAMES LOST: 214

BUF 1 @ PHI 5 — THURSDAY, FEBRUARY 11

GOALS: McGinn
GOALIE: Lehner (23 saves/28 shots)
SPECIAL TEAMS: PP: 0/6; PK: 3/3
SHOTS: Buffalo 42 – Philadelphia 28
TOI LEADER: Ristolainen (27:08)
MAN GAMES LOST: 240

BUF 3 @ NYR 6 — MONDAY, JANUARY 25

GOALS: Girgensons (2), Gionta
GOALIE: Johnson (27 saves/32 shots); 1ENG
SPECIAL TEAMS: PP: 0/1; PK: 3/4
SHOTS: NY Rangers 33 – Buffalo 26
TOI LEADER: Ristolainen (28:12)
MAN GAMES LOST: 218

MTL 4 @ BUF 6 — FRIDAY, FEBRUARY 12

GOALS: Foligno (2), Kane (2), Legwand, Gorges
GOALIE: Johnson (26 saves/30 shots)
SPECIAL TEAMS: PP: 0/2; PK: 1/3
SHOTS: Montreal 30 – Buffalo 22
TOI LEADER: Ristolainen (26:21)
MAN GAMES LOST: 245

COL 1 @ **BUF 4** — SUNDAY, FEBRUARY 14

GOALS: Eichel, Kane, Reinhart, Foligno
GOALIE: Lehner (34 saves/35 shots)
SPECIAL TEAMS: PP: 0/3; PK: 6/6
SHOTS: Colorado 35 – Buffalo 21
TOI LEADER: Ristolainen (27:13)
MAN GAMES LOST: 249

EDM 2 @ BUF 1 — TUESDAY, MARCH 1 (OT)

GOALS: C. O'Reilly
GOALIE: Lehner (39 saves/41 shots)
SPECIAL TEAMS: PP: 0/1; PK: 3/3
SHOTS: Edmonton 41 – Buffalo 32
TOI LEADER: Gorges (24:24)
MAN GAMES LOST: 274

BUF 1 @ **OTT 2** — TUESDAY, FEBRUARY 16 (SO)

GOALS: Moulson
GOALIE: Lehner (25 saves/26 shots)
SPECIAL TEAMS: PP: 0/2; PK: 2/2
SHOTS: Buffalo 39 – Ottawa 26
TOI LEADER: Ristolainen (27:01)
MAN GAMES LOST: 252

CGY 3 @ **BUF 6** — THURSDAY, MARCH 3

GOALS: Ristolainen, Foligno, Deslauriers, Larsson, Eichel, Kane
GOALIE: Lehner (26 saves/29 shots)
SPECIAL TEAMS: PP: 1/8; PK: 2/3
SHOTS: Buffalo 35 – Calgary 29
TOI LEADER: Bogosian (25:53)
MAN GAMES LOST: 278

BUF 4 @ CBJ 0 — FRIDAY, FEBRUARY 19

GOALS: McGinn (2), Legwand, Reinhart
GOALIE: Lehner (38 saves/38 shots)
SPECIAL TEAMS: PP: 1/5; PK: 6/6
SHOTS: Columbus 38 – Buffalo 35
TOI LEADER: Ristolainen (23:49)
MAN GAMES LOST: 254

MIN 3 @ BUF 2 — SATURDAY, MARCH 5 (SO)

GOALS: Larsson, Eichel
GOALIE: Lehner (28 saves/30 shots)
SPECIAL TEAMS: PP: 2/2; PK: 0/1
SHOTS: Buffalo 32 – Minnesota 30
TOI LEADER: Bogosian (27:38)
MAN GAMES LOST: 282

PIT 4 @ BUF 3 — SUNDAY, FEBRUARY 21

GOALS: Bogosian (2), Gionta
GOALIE: Lehner (27 saves/31 shots)
SPECIAL TEAMS: PP: 2/3; PK: 4/4
SHOTS: Pittsburgh 31 – Buffalo 27
TOI LEADER: Ristolainen (25:58)
MAN GAMES LOST: 258

BUF 4 @ TOR 3 — MONDAY, MARCH 7 (SO)

GOALS: Pysyk, Eichel, Kane; GDG- Reinhart
GOALIE: Johnson (30 saves/33 shots)
SPECIAL TEAMS: PP: 0/4; PK: 2/3
SHOTS: Toronto 33 – Buffalo 27
TOI LEADER: Ristolainen (28:18)
MAN GAMES LOST: 286

BUF 0 @ **ANA 1** — WEDNESDAY, FEBRUARY 24

GOALS: N/A
GOALIE: Lehner (28 saves/29 shots)
SPECIAL TEAMS: PP: 0/4; PK: 2/3
SHOTS: Anaheim 29 – Buffalo 26
TOI LEADER: Ristolainen (27:25)
MAN GAMES LOST: 262

NYR 4 @ BUF 2 — TUESDAY, MARCH 8

GOALS: Reinhart, Larsson
GOALIE: Lehner (11 saves/14 shots)/ Johnson (11 saves/11 shots); 1 ENG
SPECIAL TEAMS: PP: 0/2; PK: 1/2
SHOTS: Buffalo 36 – NY Rangers 26
TOI LEADER: Bogosian (24:41)
MAN GAMES LOST: 290

BUF 3 @ SJS 1 — FRIDAY, FEBRUARY 26

GOALS: Larsson, Bogosian, Kane
GOALIE: Johnson (24 saves/25 shots)
SPECIAL TEAMS: PP: 0/0; PK: 0/0
SHOTS: San Jose 25 – Buffalo 22
TOI LEADER: Ristolainen (23:37)
MAN GAMES LOST: 266

BUF 2 @ **MTL 3** — THURSDAY, MARCH 10

GOALS: Deslauriers, Gionta
GOALIE: Lehner (31 saves/34 shots)
SPECIAL TEAMS: PP: 0/2; PK: 3/4
SHOTS: Buffalo 38 – Montreal 34
TOI LEADER: Ristolainen (26:36)
MAN GAMES LOST: 294

BUF 0 @ **LAK 2** — SATURDAY, FEBRUARY 27

GOALS: N/A
GOALIE: Lehner (33 saves/35 shots)
SPECIAL TEAMS: PP: 0/3; PK: 2/2
SHOTS: Los Angeles 35 – Buffalo 23
TOI LEADER: Ristolainen (26:13)
MAN GAMES LOST: 270

CAR 2 @ **BUF 3** — SATURDAY, MARCH 12 (OT)

GOALS: Eichel (2), Foligno
GOALIE: Johnson (28 saves/30 shots)
SPECIAL TEAMS: PP: 0/4; PK: 2/3
SHOTS: Carolina 30 – Buffalo 24
TOI LEADER: Bogosian (26:17)
MAN GAMES LOST: 298

MTL 3 @ BUF 2 — WEDNESDAY, MARCH 16 (OT)

GOALS: Bogosian, Foligno
GOALIE: Lehner (19 saves/22 shots)
SPECIAL TEAMS: PP: 1/4; PK: 5/6
SHOTS: Buffalo 43 – Montreal 22
TOI LEADER: Ristolainen (27:26)
MAN GAMES LOST: 301

OTT 1 @ BUF 3 — FRIDAY, MARCH 18

GOALS: Reinhart, Deslauriers, Bogosian
GOALIE: Johnson (32 saves/33 shots)
SPECIAL TEAMS: PP: 1/3; PK: 4/4
SHOTS: Buffalo 34 – Ottawa 33
TOI LEADER: Bogosian (24:10)
MAN GAMES LOST: 306

BUF 1 @ TOR 4 — SATURDAY, MARCH 19

GOALS: Gionta
GOALIE: Johnson (27 saves/31 shots)
SPECIAL TEAMS: PP: 0/2; PK: 1/1
SHOTS: Toronto 31 – Buffalo 21
TOI LEADER: Bogosian (25:00)
MAN GAMES LOST: 314

BUF 3 @ CAR 2 — TUESDAY, MARCH 22

GOALS: Colaiacovo, Kane, Larsson
GOALIE: Johnson (25 saves/27 shots)
SPECIAL TEAMS: PP: 0/4; PK: 2/2
SHOTS: Carolina 27 – Buffalo 25
TOI LEADER: Bogosian (25:46)
MAN GAMES LOST: 319

WPG 2 @ BUF 3 — SATURDAY, MARCH 26

GOALS: Fasching, Reinhart, Eichel
GOALIE: Johnson (17 saves/19 shots)
SPECIAL TEAMS: PP: 0/2; PK: 1/1
SHOTS: Buffalo 29 – Winnipeg 19
TOI LEADER: Ristolainen (23:06)
MAN GAMES LOST: 324

BUF 2 @ DET 3 — MONDAY, MARCH 28

GOALS: Girgensons, Reinhart
GOALIE: Johnson (26 saves/28 shots); 1 ENG
SPECIAL TEAMS: PP: 0/3; PK: 4/5
SHOTS: Detroit 29 – Buffalo 20
TOI LEADER: Ristolainen (26:21)
MAN GAMES LOST: 329

BUF 4 @ PIT 5 — TUESDAY, MARCH 29 (SO)

GOALS: Moulson, R. O'Reilly, McCabe, Bogosian
GOALIE: Johnson (42 saves/46 shots)
SPECIAL TEAMS: PP: 2/3; PK: 3/3
SHOTS: Pittsburgh 46 – Buffalo 30
TOI LEADER: Ristolainen (29:10)
MAN GAMES LOST: 335

TOR 1 @ BUF 4 — THURSDAY, MARCH 31

GOALS: Larsson (2), C. O'Reilly (2)
GOALIE: Johnson (25 saves/26 shots)
SPECIAL TEAMS: PP: 1/4; PK: 3/3
SHOTS: Buffalo 37 – Toronto 26
TOI LEADER: Ristolainen (25:00)
MAN GAMES LOST: 341

BUF 4 @ NYR 3 — SATURDAY, APRIL 2

GOALS: R. O'Reilly (2), Girgensons, Moulson
GOALIE: Johnson (33 saves/36 shots)
SPECIAL TEAMS: PP: 0/2; PK: 3/3
SHOTS: NY Rangers 36 – Buffalo 24
TOI LEADER: Ristolainen (25:05)
MAN GAMES LOST: 347

BUF 3 @ NJD 1 — TUESDAY, APRIL 5

GOALS: R. O'Reilly, Larsson, Eichel
GOALIE: Johnson (18 saves/19 shots)
SPECIAL TEAMS: PP: 1/4; PK: 5/6
SHOTS: New Jersey 19 – Buffalo 18
TOI LEADER: Ristolainen (25:23)
MAN GAMES LOST: 353

CBJ 4 @ BUF 1 — FRIDAY, APRIL 8

GOALS: Reinhart
GOALIE: Kasdorf (26 saves/30 shots)
SPECIAL TEAMS: PP: 1/4; PK: 1/2
SHOTS: Buffalo 35 – Columbus 30
TOI LEADER: Ristolainen (27:40)
MAN GAMES LOST: 358

BUF 4 @ NYI 3 — SATURDAY, APRIL 9 (OT)

GOALS: Gionta (2), Moulson, Rodrigues
GOALIE: Ullmark (21 saves/24 shots)
SPECIAL TEAMS: PP: 0/2; PK: 1/1
SHOTS: Buffalo 26 – NY Islanders 24
TOI LEADER: Ristolainen (23:34)
MAN GAMES LOST: 366

@ BUF	DUCKS	SABRES	ATTENDANCE	GOALTENDERS	W. GOAL
Dec 17, 2015	0	3	18,801	Chad Johnson / John Gibson	Evander Kane

@ ANA	DUCKS	SABRES	ATTENDANCE	GOALTENDERS	W. GOAL
Feb 24, 2016	1	0	16,543	Frederik Andersen / Robin Lehner	Sami Vatanen

SABRES INDIVIDUAL SCORING

Player	GP	G	A	P	+/-	PIM	PP	SH	GW	EN	S	%
Evander Kane	2	1	0	1	1	0	0	0	1	0	9	11.1
Jake McCabe	2	1	0	1	2	0	0	0	0	0	2	50
Jamie McGinn	2	1	0	1	1	2	0	0	0	0	2	50
Nicolas Deslauriers	2	0	1	1	1	2	0	0	0	0	3	0
Jack Eichel	2	0	1	1	1	0	0	0	0	0	3	0
Josh Gorges	2	0	1	1	1	4	0	0	0	0	2	0
Sam Reinhart	2	0	1	1	2	0	0	0	0	0	0	0
Rasmus Ristolainen	2	0	1	1	1	0	0	0	0	0	7	0
Cal O'Reilly	1	0	1	1	1	0	0	0	0	0	1	0
Zach Bogosian	2	0	0	0	2	0	0	0	0	0	1	0
Brian Gionta	2	0	0	0	0	0	0	0	0	0	7	0
Zemgus Girgensons	2	0	0	0	0	0	0	0	0	0	2	0
Johan Larsson	2	0	0	0	0	4	0	0	0	0	1	0
David Legwand	2	0	0	0	1	0	0	0	0	0	0	0
Matt Moulson	2	0	0	0	0	0	0	0	0	0	1	0
Justin Bailey	1	0	0	0	0	0	0	0	0	0	2	0
Carlo Colaiacovo	1	0	0	0	0	0	0	0	0	0	0	0
Marcus Foligno	1	0	0	0	0	0	0	0	0	0	1	0
Cody Franson	1	0	0	0	0	0	0	0	0	0	1	0
Ryan O'Reilly	1	0	0	0	1	0	0	0	0	0	2	0
Mark Pysyk	1	0	0	0	0	2	0	0	0	0	0	0
Mike Weber	1	0	0	0	0	0	0	0	0	0	1	0

DUCKS INDIVIDUAL SCORING

Player	GP	G	A	P	+/-	PIM	PP	SH	GW	EN	S	%
Sami Vatanen	2	1	0	1	-1	0	1	0	1	0	10	10
Ryan Getzlaf	2	0	1	1	-1	2	0	0	0	0	4	0
Hampus Lindholm	2	0	1	1	-2	0	0	0	0	0	3	0
Kevin Bieksa	2	0	0	0	-1	0	0	0	0	0	5	0
Andrew Cogliano	2	0	0	0	0	2	0	0	0	0	2	0
Cam Fowler	2	0	0	0	0	0	0	0	0	0	4	0
Ryan Kesler	2	0	0	0	0	2	0	0	0	0	3	0
Josh Manson	2	0	0	0	-1	2	0	0	0	0	1	0
Patrick Maroon	2	0	0	0	-1	4	0	0	0	0	3	0
Corey Perry	2	0	0	0	-1	0	0	0	0	0	5	0
Rickard Rakell	2	0	0	0	0	0	0	0	0	0	6	0
Mike Santorelli	2	0	0	0	-2	0	0	0	0	0	2	0
Jakob Silfverberg	2	0	0	0	0	4	0	0	0	0	6	0
Simon Despres	1	0	0	0	0	0	0	0	0	0	2	0
Ryan Garbutt	1	0	0	0	0	0	0	0	0	0	2	0
Carl Hagelin	1	0	0	0	0	0	0	0	0	0	3	0
Shawn Horcoff	1	0	0	0	-1	0	0	0	0	0	3	0
David Perron	1	0	0	0	0	0	0	0	0	0	1	0
Nick Ritchie	1	0	0	0	0	0	0	0	0	0	1	0
Jiri Sekac	1	0	0	0	-1	0	0	0	0	0	5	0
Chris Stewart	1	0	0	0	-2	0	0	0	0	0	1	0
Clayton Stoner	1	0	0	0	-1	0	0	0	0	0	1	0
Nate Thompson	1	0	0	0	0	0	0	0	0	0	0	0

Power Play: 0 - 7 (0%) **Penalty Killing:** 5 - 6 (83.3%)

Goaltender	GP	Min	GA	GAA	SO	W	L	OT	SA	SV%
Chad Johnson	1	60	0	0.00	1	1	0	0	44	1.000
Robin Lehner	1	59	1	1.01	0	0	1	0	29	.966

Power Play: 1 - 6 (16.7%) **Penalty Killing:** 7 - 7 (100%)

Goaltender	GP	Min	GA	GAA	SO	W	L	OT	SA	SV%
Frederik Andersen	1	60	0	0.00	1	1	0	0	26	1.000
John Gibson	1	57	3	3.16	0	0	1	0	22	.864

@ BUF	COYOTES	SABRES	ATTENDANCE	GOALTENDERS	W. GOAL
Dec 4, 2015	2	5	18,204	Chad Johnson / Mike Smith	Evander Kane

@ ARI	COYOTES	SABRES	ATTENDANCE	GOALTENDERS	W. GOAL
Jan 18, 2016	1	2	11,134	Chad Johnson / Louis Domingue	Jamie McGinn

SABRES INDIVIDUAL SCORING

Player	GP	G	A	P	+/-	PIM	PP	SH	GW	EN	S	%
Jack Eichel	2	1	2	3	1	0	1	0	0	0	6	16.7
Rasmus Ristolainen	2	0	3	3	0	10	0	0	0	0	0	0
Evander Kane	2	2	0	2	2	2	0	1	1	1	9	22.2
Jamie McGinn	2	2	0	2	0	2	1	0	1	0	3	66.7
Ryan O'Reilly	2	0	2	2	1	0	0	0	0	0	3	0
Marcus Foligno	2	1	0	1	0	2	0	0	0	0	2	50
Sam Reinhart	2	1	0	1	2	0	0	0	0	0	9	11.1
Cody Franson	2	0	1	1	1	0	0	0	0	0	1	0
David Legwand	2	0	1	1	-1	0	0	0	0	0	0	0
Carlo Colaiacovo	1	0	1	1	1	0	0	0	0	0	1	0
Nicolas Deslauriers	1	0	1	1	-1	0	0	0	0	0	0	0
Zemgus Girgensons	1	0	1	1	0	0	0	0	0	0	5	0
Josh Gorges	1	0	1	1	1	0	0	0	0	0	1	0
Zach Bogosian	2	0	0	0	1	17	0	0	0	0	2	0
Brian Gionta	2	0	0	0	1	0	0	0	0	0	3	0
Johan Larsson	2	0	0	0	0	2	0	0	0	0	3	0
Jake McCabe	2	0	0	0	1	4	0	0	0	0	2	0
Matt Moulson	2	0	0	0	0	0	0	0	0	0	5	0
Mark Pysyk	1	0	0	0	0	0	0	0	0	0	0	0
Tim Schaller	1	0	0	0	0	2	0	0	0	0	1	0
Phil Varone	1	0	0	0	0	0	0	0	0	0	0	0
Mike Weber	1	0	0	0	-1	0	0	0	0	0	0	0

Power Play: 2 - 5 (40%) **Penalty Killing:** 8 - 8 (100%)

Goaltender	GP	Min	GA	GAA	SO	W	L	OT	SA	SV%
Chad Johnson	2	120	3	1.50	0	2	0	0	47	.936

COYOTES INDIVIDUAL SCORING

Player	GP	G	A	P	+/-	PIM	PP	SH	GW	EN	S	%
Max Domi	2	2	0	2	0	0	0	0	0	0	3	66.7
Antoine Vermette	2	1	0	1	-1	10	0	0	0	0	4	25
Martin Hanzal	2	0	1	1	-1	2	0	0	0	0	4	0
Tobias Rieder	2	0	1	1	-2	0	0	0	0	0	5	0
Shane Doan	1	0	1	1	1	12	0	0	0	0	1	0
Stefan Elliott	1	0	1	1	0	0	0	0	0	0	1	0
Mikkel Boedker	2	0	0	0	0	0	0	0	0	0	4	0
Kyle Chipchura	2	0	0	0	0	2	0	0	0	0	0	0
Anthony Duclair	2	0	0	0	-3	4	0	0	0	0	0	0
Oliver Ekman-Larsson	2	0	0	0	-4	10	0	0	0	0	10	0
Boyd Gordon	2	0	0	0	0	0	0	0	0	0	1	0
Nicklas Grossmann	2	0	0	0	1	0	0	0	0	0	0	0
Jordan Martinook	2	0	0	0	0	0	0	0	0	0	3	0
Zbynek Michalek	2	0	0	0	-1	0	0	0	0	0	3	0
Brad Richardson	2	0	0	0	-1	0	0	0	0	0	1	0
Michael Stone	2	0	0	0	0	0	0	0	0	0	4	0
Kevin Connauton	1	0	0	0	0	0	0	0	0	0	1	0
Klas Dahlbeck	1	0	0	0	0	0	0	0	0	0	0	0
Steve Downie	1	0	0	0	-1	2	0	0	0	0	0	0
Connor Murphy	1	0	0	0	1	2	0	0	0	0	1	0
John Scott	1	0	0	0	0	0	0	0	0	0	0	0
Viktor Tikhonov	1	0	0	0	0	0	0	0	0	0	1	0

Power Play: 0 - 8 (0%) **Penalty Killing:** 3 - 5 (60%)

Goaltender	GP	Min	GA	GAA	SO	W	L	OT	SA	SV%
Mike Smith	1	59	4	4.04	0	0	1	0	27	.852
Louis Domingue	1	58	2	2.06	0	0	1	0	28	.929

@ BUF	BRUINS	SABRES	ATTENDANCE	GOALTENDERS	W. GOAL
Jan 15, 2016	4	1	18,704	Jonas Gustavsson / Robin Lehner	Zdeno Chara
Feb 4, 2016	3 (SO)	2	18,845	Tuukka Rask / Chad Johnson	Ryan Spooner

@ BOS	BRUINS	SABRES	ATTENDANCE	GOALTENDERS	W. GOAL
Dec 26, 2015	3	6	17,565	Chad Johnson / Jonas Gustavsson	Jamie McGinn
Feb 6, 2016	2 (OT)	1	17,565	Tuukka Rask / Robin Lehner	Brad Marchand

SABRES INDIVIDUAL SCORING

Player	GP	G	A	P	+/-	PIM	PP	SH	GW	EN	S	%
Ryan O'Reilly	4	2	3	5	0	2	0	0	0	1	11	18.2
Jack Eichel	4	2	2	4	-3	2	0	0	0	1	13	15.4
Jamie McGinn	4	1	2	3	1	0	0	0	1	0	8	12.5
Evander Kane	4	2	0	2	0	4	0	0	0	0	27	7.4
Sam Reinhart	4	2	0	2	2	0	0	0	0	0	9	22.2
David Legwand	4	1	0	1	1	2	0	0	0	0	3	33.3
Zach Bogosian	4	0	1	1	-1	0	0	0	0	0	6	0
Cody Franson	4	0	1	1	-1	2	0	0	0	0	5	0
Brian Gionta	4	0	1	1	0	2	0	0	0	0	7	0
Jake McCabe	3	0	1	1	-1	0	0	0	0	0	1	0
Mike Weber	3	0	1	1	1	2	0	0	0	0	3	0
Mark Pysyk	2	0	1	1	1	2	0	0	0	0	0	0
Tyler Ennis	1	0	1	1	1	0	0	0	0	0	2	0
Zemgus Girgensons	4	0	0	0	-2	0	0	0	0	0	1	0
Josh Gorges	4	0	0	0	0	4	0	0	0	0	5	0
Johan Larsson	4	0	0	0	0	5	0	0	0	0	4	0
Matt Moulson	4	0	0	0	1	0	0	0	0	0	7	0
Rasmus Ristolainen	4	0	0	0	1	2	0	0	0	0	8	0
Nicolas Deslauriers	3	0	0	0	0	0	0	0	0	0	4	0
Marcus Foligno	2	0	0	0	-3	0	0	0	0	0	0	0
Daniel Catenacci	1	0	0	0	0	0	0	0	0	0	2	0
Tim Schaller	1	0	0	0	1	0	0	0	0	0	3	0

Power Play: 0 - 13 (0%) **Penalty Killing:** 11 - 11 (100%)

Goaltender	GP	Min	GA	GAA	SO	W	L	OT	SA	SV%
Chad Johnson	2	125	5	2.40	0	1	0	1	66	.924
Robin Lehner	2	122	5	2.46	0	0	1	1	68	.926

BRUINS INDIVIDUAL SCORING

Player	GP	G	A	P	+/-	PIM	PP	SH	GW	EN	S	%
Loui Eriksson	4	1	4	5	1	0	0	0	0	0	8	12.5
Brad Marchand	4	2	2	4	-1	2	0	0	1	0	17	11.8
Ryan Spooner	4	2	2	4	1	2	0	0	0	0	11	18.2
Matt Beleskey	4	2	1	3	4	0	0	0	0	0	5	40
Kevan Miller	4	0	3	3	1	2	0	0	0	0	5	0
Patrice Bergeron	4	1	1	2	-1	2	0	0	0	0	12	8.3
Zdeno Chara	4	1	1	2	-2	6	0	0	1	0	13	7.7
David Krejci	3	1	1	2	-3	0	0	0	0	0	9	11.1
Brett Connolly	4	1	0	1	-1	0	0	0	0	1	8	12.5
Torey Krug	4	0	1	1	4	2	0	0	0	0	15	0
David Pastrnak	2	0	1	1	1	0	0	0	0	0	2	0
Landon Ferraro	4	0	0	0	0	4	0	0	0	0	1	0
Jimmy Hayes	4	0	0	0	-2	0	0	0	0	0	7	0
Zac Rinaldo	4	0	0	0	0	0	0	0	0	0	3	0
Dennis Seidenberg	4	0	0	0	0	4	0	0	0	0	2	0
Colin Miller	3	0	0	0	-2	0	0	0	0	0	2	0
Max Talbot	3	0	0	0	0	7	0	0	0	0	1	0
Zach Trotman	3	0	0	0	1	0	0	0	0	0	2	0
Frank Vatrano	2	0	0	0	-2	2	0	0	0	0	9	0
Joonas Kemppainen	1	0	0	0	-1	0	0	0	0	0	1	0
Adam McQuaid	1	0	0	0	1	0	0	0	0	0	0	0
Joe Morrow	1	0	0	0	0	0	0	0	0	0	2	0
Tyler Randell	1	0	0	0	0	0	0	0	0	0	0	0

Power Play: 0 - 11 (0%) **Penalty Killing:** 13 - 13 (100%)

Goaltender	GP	Min	GA	GAA	SO	W	L	OT	SA	SV%
Tuukka Rask	2	128	3	1.41	0	2	0	0	66	.955
Jonas Gustavsson	2	119	5	2.52	0	1	1	0	61	.918

SEASON IN REVIEW
CALGARY FLAMES

@ BUF	FLAMES	SABRES	ATTENDANCE	GOALTENDERS	W. GOAL
Mar 3, 2016	3	6	18,651	Robin Lehner / Jonas Hiller	Johan Larsson

@ CGY	FLAMES	SABRES	ATTENDANCE	GOALTENDERS	W. GOAL
Dec 10, 2015	4	3	18,565	Jonas Hiller / Chad Johnson	Johnny Gaudreau

SABRES INDIVIDUAL SCORING

Player	GP	G	A	P	+/-	PIM	PP	SH	GW	EN	S	%
Rasmus Ristolainen	2	4	0	4	0	0	2	0	0	0	8	50
Marcus Foligno	2	1	2	3	2	0	0	1	0	0	5	20
Zach Bogosian	2	0	3	3	1	0	0	0	0	0	5	0
Evander Kane	2	1	1	2	1	0	0	0	0	1	11	9.1
Brian Gionta	2	0	2	2	0	0	0	0	0	0	3	0
Ryan O'Reilly	1	0	2	2	-2	0	0	0	0	0	2	0
Nicolas Deslauriers	2	1	0	1	1	2	0	0	0	0	2	50
Jack Eichel	2	1	0	1	-1	0	1	0	0	0	7	14.3
Johan Larsson	2	1	0	1	-1	0	0	0	1	0	2	50
Matt Moulson	2	0	1	1	0	0	0	0	0	0	1	0
Sam Reinhart	2	0	1	1	-1	2	0	0	0	0	5	0
Zemgus Girgensons	2	0	0	0	1	0	0	0	0	0	1	0
Josh Gorges	2	0	0	0	-1	2	0	0	0	0	3	0
David Legwand	2	0	0	0	-1	0	0	0	0	0	2	0
Jake McCabe	2	0	0	0	0	2	0	0	0	0	1	0
Daniel Catenacci	1	0	0	0	-1	0	0	0	0	0	0	0
Carlo Colaiacovo	1	0	0	0	0	0	0	0	0	0	0	0
Cody Franson	1	0	0	0	0	0	0	0	0	0	3	0
Jamie McGinn	1	0	0	0	0	0	0	0	0	0	3	0
Cal O'Reilly	1	0	0	0	1	0	0	0	0	0	1	0
Mark Pysyk	1	0	0	0	0	2	0	0	0	0	0	0
Mike Weber	1	0	0	0	0	0	0	0	0	0	0	0

Power Play: 3 - 11 (27.3%) **Penalty Killing:** 4 - 5 (80%)

Goaltender	GP	Min	GA	GAA	SO	W	L	OT	SA	SV%
Robin Lehner	1	60	3	3.01	0	1	0	0	29	.897
Chad Johnson	1	59	4	4.09	0	0	1	0	32	.875

FLAMES INDIVIDUAL SCORING

Player	GP	G	A	P	+/-	PIM	PP	SH	GW	EN	S	%
Sean Monahan	2	3	2	5	3	0	0	0	0	0	6	50
Dougie Hamilton	2	1	2	3	3	2	1	0	0	0	5	20
Johnny Gaudreau	2	1	1	2	1	0	0	0	1	0	4	25
Mark Giordano	2	0	2	2	1	2	0	0	0	0	7	0
Garnet Hathaway	1	0	2	2	2	4	0	0	0	0	1	0
Mikael Backlund	2	1	0	1	-3	2	0	0	0	0	3	33.3
Markus Granlund	1	1	0	1	1	0	0	0	0	0	2	50
Brandon Bollig	2	0	1	1	1	2	0	0	0	0	2	0
TJ Brodie	2	0	1	1	0	0	0	0	0	0	1	0
Joe Colborne	2	0	1	1	-2	2	0	0	0	0	4	0
Lance Bouma	1	0	1	1	0	0	0	0	0	0	1	0
Dennis Wideman	1	0	1	1	0	0	0	0	0	0	2	0
Sam Bennett	2	0	0	0	-1	4	0	0	0	0	3	0
Deryk Engelland	2	0	0	0	0	0	0	0	0	0	2	0
Micheal Ferland	2	0	0	0	-1	0	0	0	0	0	1	0
Michael Frolik	2	0	0	0	-3	0	0	0	0	0	2	0
Matt Stajan	2	0	0	0	0	0	0	0	0	0	0	0
Jyrki Jokipakka	1	0	0	0	-2	0	0	0	0	0	2	0
David Jones	1	0	0	0	2	0	0	0	0	0	3	0
Josh Jooris	1	0	0	0	0	2	0	0	0	0	2	0
Jakub Nakladal	1	0	0	0	-3	2	0	0	0	0	4	0
Mason Raymond	1	0	0	0	-1	0	0	0	0	0	3	0
Ladislav Smid	1	0	0	0	1	0	0	0	0	0	1	0

Power Play: 1 - 5 (20%) **Penalty Killing:** 8 - 11 (72.7%)

Goaltender	GP	Min	GA	GAA	SO	W	L	OT	SA	SV%
Jonas Hiller	2	119	8	4.03	0	1	1	0	64	.875

CAROLINA HURRICANES

@ BUF	HURRICANES	SABRES	ATTENDANCE	GOALTENDERS	W. GOAL
Nov 27, 2015	1	4	18,052	Chad Johnson / Cam Ward	Jack Eichel
Mar 12, 2016	2	3 (OT)	19,070	Chad Johnson / Cam Ward	Jack Eichel

@ CAR	HURRICANES	SABRES	ATTENDANCE	GOALTENDERS	W. GOAL
Mar 22, 2016	2	3	12,676	Chad Johnson / Cam Ward	Johan Larsson

SABRES INDIVIDUAL SCORING

Player	GP	G	A	P	+/-	PIM	PP	SH	GW	EN	S	%
Jack Eichel	3	3	0	3	0	0	0	0	2	0	9	33.3
Brian Gionta	3	1	2	3	4	0	0	0	0	0	4	25
Evander Kane	3	1	2	3	1	6	0	0	0	0	14	7.1
Marcus Foligno	3	1	1	2	3	2	0	0	0	0	4	25
Sam Reinhart	3	0	2	2	-1	0	0	0	0	0	7	0
Jamie McGinn	1	0	2	2	2	0	0	0	0	0	1	0
Carlo Colaiacovo	3	1	0	1	0	0	0	0	0	0	3	33.3
Josh Gorges	3	1	0	1	3	0	0	0	0	0	2	50
David Legwand	3	1	0	1	2	0	0	0	0	0	2	50
Johan Larsson	2	1	0	1	3	4	0	0	1	0	7	14.3
Matt Moulson	3	0	1	1	1	0	0	0	0	0	2	0
Rasmus Ristolainen	3	0	1	1	3	0	0	0	0	0	4	0
Ryan O'Reilly	2	0	1	1	1	0	0	0	0	0	2	0
Mark Pysyk	2	0	1	1	0	2	0	0	0	0	1	0
Tim Schaller	1	0	1	1	1	0	0	0	0	0	0	0
Zach Bogosian	3	0	0	0	4	4	0	0	0	0	2	0
Nicolas Deslauriers	3	0	0	0	0	2	0	0	0	0	3	0
Zemgus Girgensons	3	0	0	0	-1	0	0	0	0	0	2	0
Jake McCabe	3	0	0	0	2	0	0	0	0	0	0	0
Cal O'Reilly	2	0	0	0	0	0	0	0	0	0	0	0
Daniel Catenacci	1	0	0	0	0	0	0	0	0	0	0	0
Cody Franson	1	0	0	0	0	0	0	0	0	0	1	0

Power Play: 0 - 9 (0%) **Penalty Killing:** 6 - 7 (85.7%)

Goaltender	GP	Min	GA	GAA	SO	W	L	OT	SA	SV%
Chad Johnson	3	185	5	1.62	0	3	0	0	85	.941

HURRICANES INDIVIDUAL SCORING

Player	GP	G	A	P	+/-	PIM	PP	SH	GW	EN	S	%
Victor Rask	3	2	0	2	-1	0	1	0	0	0	4	50
Elias Lindholm	3	0	2	2	-3	0	0	0	0	0	7	0
Riley Nash	3	0	2	2	1	2	0	0	0	0	6	0
Joakim Nordstrom	3	1	0	1	-4	2	0	0	0	0	2	50
Chris Terry	3	1	0	1	1	0	0	0	0	0	7	14.3
Phillip Di Giuseppe	2	1	0	1	-2	0	0	0	0	0	3	33.3
Noah Hanifin	3	0	1	1	1	0	0	0	0	0	5	0
Jeff Skinner	3	0	1	1	-2	14	0	0	0	0	9	0
Jordan Staal	3	0	1	1	-4	4	0	0	0	0	5	0
Eric Staal	1	0	1	1	0	0	0	0	0	0	3	0
Ron Hainsey	3	0	0	0	-3	0	0	0	0	0	10	0
Brad Malone	3	0	0	0	0	4	0	0	0	0	1	0
Jay McClement	3	0	0	0	-1	0	0	0	0	0	4	0
Brett Pesce	3	0	0	0	1	2	0	0	0	0	3	0
Jaccob Slavin	3	0	0	0	-3	2	0	0	0	0	5	0
Nathan Gerbe	2	0	0	0	-1	0	0	0	0	0	1	0
Michal Jordan	2	0	0	0	-1	2	0	0	0	0	1	0
Ryan Murphy	2	0	0	0	-2	0	0	0	0	0	1	0
Justin Faulk	1	0	0	0	-2	0	0	0	0	0	0	0
John-Michael Liles	1	0	0	0	-2	0	0	0	0	0	4	0
Andrej Nestrasil	1	0	0	0	-2	0	0	0	0	0	0	0
Derek Ryan	1	0	0	0	1	0	0	0	0	0	0	0
Kris Versteeg	1	0	0	0	0	0	0	0	0	0	2	0
Brendan Woods	1	0	0	0	0	0	0	0	0	0	2	0

Power Play: 1 - 7 (14.3%) **Penalty Killing:** 9 - 9 (100%)

Goaltender	GP	Min	GA	GAA	SO	W	L	OT	SA	SV%
Eddie Lack	1	20	1	3.00	0	0	0	0	7	.857
Cam Ward	3	163	9	3.32	0	0	2	1	63	.857

@ BUF	BLACKHAWKS	SABRES	ATTENDANCE	GOALTENDERS	W. GOAL
Dec 19, 2015	3 (SO)	2	18,870	Corey Crawford / Chad Johnson	Patrick Kane

@ CHI	BLACKHAWKS	SABRES	ATTENDANCE	GOALTENDERS	W. GOAL
Jan 8, 2016	3	1	22,142	Corey Crawford / Chad Johnson	Phillip Danault

SABRES INDIVIDUAL SCORING

Player	GP	G	A	P	+/-	PIM	PP	SH	GW	EN	S	%
Ryan O'Reilly	2	2	0	2	1	0	0	0	0	0	4	50
Cody Franson	2	1	0	1	0	2	0	0	0	0	5	20
Jack Eichel	2	0	1	1	-2	0	0	0	0	0	4	0
Evander Kane	2	0	1	1	-2	0	0	0	0	0	6	0
Jake McCabe	2	0	1	1	-1	0	0	0	0	0	1	0
Jamie McGinn	2	0	1	1	1	0	0	0	0	0	5	0
Sam Reinhart	2	0	1	1	0	0	0	0	0	0	4	0
Zach Bogosian	2	0	0	0	-1	0	0	0	0	0	1	0
Brian Gionta	2	0	0	0	0	0	0	0	0	0	3	0
Zemgus Girgensons	2	0	0	0	-1	0	0	0	0	0	5	0
Josh Gorges	2	0	0	0	1	4	0	0	0	0	1	0
Johan Larsson	2	0	0	0	0	0	0	0	0	0	2	0
David Legwand	2	0	0	0	0	0	0	0	0	0	3	0
Matt Moulson	2	0	0	0	-1	0	0	0	0	0	1	0
Rasmus Ristolainen	2	0	0	0	-2	4	0	0	0	0	5	0
Mike Weber	2	0	0	0	1	0	0	0	0	0	1	0
Nicolas Deslauriers	1	0	0	0	1	0	0	0	0	0	2	0
Tyler Ennis	1	0	0	0	0	0	0	0	0	0	2	0
Marcus Foligno	1	0	0	0	-1	0	0	0	0	0	0	0
Tim Schaller	1	0	0	0	0	0	0	0	0	0	1	0

Power Play: 0 - 3 (0%) **Penalty Killing:** 3 - 4 (75%)

Goaltender	GP	Min	GA	GAA	SO	W	L	OT	SA	SV%
Chad Johnson	2	124	4	1.93	0	0	1	1	72	.944

BLACKHAWKS INDIVIDUAL SCORING

Player	GP	G	A	P	+/-	PIM	PP	SH	GW	EN	S	%
Duncan Keith	2	0	3	3	1	0	0	0	0	0	3	0
Niklas Hjalmarsson	2	1	1	2	1	2	0	0	0	0	4	25
Jonathan Toews	2	1	1	2	1	0	0	0	0	1	6	16.7
Phillip Danault	2	1	0	1	-1	0	0	0	1	0	4	25
Patrick Kane	2	1	0	1	0	0	1	0	0	0	13	7.7
Dennis Rasmussen	2	1	0	1	1	0	0	0	0	0	1	100
Artemi Panarin	2	0	1	1	0	2	0	0	0	0	6	0
Erik Gustafsson	1	0	1	1	1	0	0	0	0	0	2	0
Michal Rozsival	1	0	1	1	0	0	0	0	0	0	0	0
Artem Anisimov	2	0	0	0	0	0	0	0	0	0	5	0
Bryan Bickell	2	0	0	0	1	0	0	0	0	0	2	0
Andrew Desjardins	2	0	0	0	0	0	0	0	0	0	1	0
Ryan Garbutt	2	0	0	0	-1	2	0	0	0	0	5	0
Marian Hossa	2	0	0	0	1	0	0	0	0	0	5	0
Rob Scuderi	2	0	0	0	0	0	0	0	0	0	2	0
Brent Seabrook	2	0	0	0	-1	0	0	0	0	0	4	0
Andrew Shaw	2	0	0	0	2	2	0	0	0	0	1	0
Teuvo Teravainen	2	0	0	0	-1	0	0	0	0	0	6	0
Trevor van Riemsdyk	2	0	0	0	0	0	0	0	0	0	3	0

Power Play: 1 - 4 (25%) **Penalty Killing:** 3 - 3 (100%)

Goaltender	GP	Min	GA	GAA	SO	W	L	OT	SA	SV%
Corey Crawford	2	124	3	1.45	0	2	0	0	56	.946

@ BUF	AVALANCHE	SABRES	ATTENDANCE	GOALTENDERS	W. GOAL
Feb 14, 2016	1	4	19,070	Robin Lehner / Semyon Varlamov	Evander Kane

@ COL	AVALANCHE	SABRES	ATTENDANCE	GOALTENDERS	W. GOAL
Jan 20, 2016	2	1	13,274	Semyon Varlamov / Robin Lehner	Francois Beauchemin

SABRES INDIVIDUAL SCORING

Player	GP	G	A	P	+/-	PIM	PP	SH	GW	EN	S	%
Ryan O'Reilly	2	0	3	3	1	0	0	0	0	0	4	0
Evander Kane	2	2	0	2	0	6	1	0	1	0	8	25
Jack Eichel	2	1	1	2	1	0	0	0	0	0	3	33.3
Sam Reinhart	2	1	1	2	2	0	0	0	0	0	3	33.3
Marcus Foligno	2	1	0	1	2	0	0	0	0	1	2	50
Josh Gorges	2	0	1	1	3	6	0	0	0	0	1	0
Jake McCabe	1	0	1	1	0	0	0	0	0	0	1	0
Zach Bogosian	2	0	0	0	-2	0	0	0	0	0	1	0
Cody Franson	2	0	0	0	0	0	0	0	0	0	0	0
Brian Gionta	2	0	0	0	0	2	0	0	0	0	5	0
David Legwand	2	0	0	0	-2	0	0	0	0	0	3	0
Jamie McGinn	2	0	0	0	0	0	0	0	0	0	3	0
Matt Moulson	2	0	0	0	-1	0	0	0	0	0	2	0
Mark Pysyk	2	0	0	0	-2	0	0	0	0	0	1	0
Rasmus Ristolainen	2	0	0	0	3	0	0	0	0	0	3	0
Justin Bailey	1	0	0	0	1	0	0	0	0	0	3	0
Nicolas Deslauriers	1	0	0	0	-1	0	0	0	0	0	2	0
Zemgus Girgensons	1	0	0	0	0	4	0	0	0	0	0	0
Johan Larsson	1	0	0	0	0	0	0	0	0	0	1	0
Tim Schaller	1	0	0	0	0	0	0	0	0	0	1	0
Phil Varone	1	0	0	0	0	0	0	0	0	0	0	0
Mike Weber	1	0	0	0	0	0	0	0	0	0	2	0

Power Play: 1 - 5 (20%) **Penalty Killing:** 9 - 9 (100%)

Goaltender	GP	Min	GA	GAA	SO	W	L	OT	SA	SV%
Robin Lehner	2	120	3	1.51	0	1	1	0	70	.957

AVALANCHE INDIVIDUAL SCORING

Player	GP	G	A	P	+/-	PIM	PP	SH	GW	EN	S	%
Francois Beauchemin	2	1	1	2	1	0	0	0	1	0	4	25
Alex Tanguay	2	1	1	2	2	0	0	0	0	0	3	33.3
Erik Johnson	1	1	0	1	0	0	0	0	0	0	3	33.3
Mikhail Grigorenko	2	0	1	1	0	0	0	0	0	0	3	0
Jarome Iginla	2	0	1	1	0	0	0	0	0	0	7	0
Carl Soderberg	2	0	1	1	-2	0	0	0	0	0	2	0
Tyson Barrie	2	0	0	0	-3	0	0	0	0	0	4	0
Chris Bigras	2	0	0	0	0	2	0	0	0	0	2	0
Blake Comeau	2	0	0	0	-3	0	0	0	0	0	7	0
Matt Duchene	2	0	0	0	-1	6	0	0	0	0	7	0
Nick Holden	2	0	0	0	-2	2	0	0	0	0	6	0
Gabriel Landeskog	2	0	0	0	-1	0	0	0	0	0	4	0
Nathan MacKinnon	2	0	0	0	2	0	0	0	0	0	6	0
Andreas Martinsen	2	0	0	0	-1	0	0	0	0	0	1	0
Cody McLeod	2	0	0	0	0	0	0	0	0	0	4	0
John Mitchell	2	0	0	0	0	0	0	0	0	0	2	0
Andrew Bodnarchuk	1	0	0	0	1	0	0	0	0	0	0	0
Zach Redmond	1	0	0	0	0	0	0	0	0	0	0	0
Jack Skille	1	0	0	0	0	0	0	0	0	0	3	0
Chris Wagner	1	0	0	0	0	0	0	0	0	0	0	0
Nikita Zadorov	1	0	0	0	1	0	0	0	0	0	2	0

Power Play: 0 - 9 (0%) **Penalty Killing:** 4 - 5 (80%)

Goaltender	GP	Min	GA	GAA	SO	W	L	OT	SA	SV%
Semyon Varlamov	2	65	3	2.78	0	1	1	0	30	.900
Calvin Pickard	1	53	1	1.12	0	0	0	0	18	.944

@ BUF	BLUE JACKETS	SABRES	ATTENDANCE	GOALTENDERS	W. GOAL
Oct 12, 2015	2	4	18,075	Chad Johnson / Sergei Bobrovsky	Jack Eichel
Apr 8, 2016	4	1	19,070	Joonas Korpisalo / Jason Kasdorf	Nick Foligno

@ CBJ	BLUE JACKETS	SABRES	ATTENDANCE	GOALTENDERS	W. GOAL
Feb 19, 2016	0	4	14,923	Robin Lehner / Joonas Korpisalo	Jamie McGinn

SABRES INDIVIDUAL SCORING

Player	GP	G	A	P	+/-	PIM	PP	SH	GW	EN	S	%
Jamie McGinn	2	2	2	4	2	0	1	0	1	0	2	100
Jack Eichel	3	1	3	4	0	0	0	0	1	0	6	16.7
Matt Moulson	3	1	3	4	1	0	1	0	0	0	9	11.1
Rasmus Ristolainen	3	1	2	3	0	2	1	0	0	0	6	16.7
Sam Reinhart	3	2	0	2	-1	0	1	0	0	0	5	40
Ryan O'Reilly	3	1	1	2	1	0	1	0	0	0	12	8.3
Evander Kane	2	0	2	2	1	4	0	0	0	0	9	0
David Legwand	3	1	0	1	1	0	0	1	0	0	3	33.3
Marcus Foligno	3	0	1	1	-1	2	0	0	0	0	3	0
Zemgus Girgensons	3	0	1	1	1	6	0	0	0	0	5	0
Nicolas Deslauriers	3	0	0	0	-2	7	0	0	0	0	6	0
Josh Gorges	3	0	0	0	0	2	0	0	0	0	1	0
Johan Larsson	3	0	0	0	-1	0	0	0	0	0	4	0
Jake McCabe	3	0	0	0	0	2	0	0	0	0	4	0
Mark Pysyk	3	0	0	0	2	2	0	0	0	0	4	0
Zach Bogosian	2	0	0	0	1	0	0	0	0	0	1	0
Cody Franson	2	0	0	0	0	0	0	0	0	0	7	0
Brian Gionta	2	0	0	0	0	0	0	0	0	0	4	0
Carlo Colaiacovo	1	0	0	0	-2	0	0	0	0	0	0	0
Tyler Ennis	1	0	0	0	0	0	0	0	0	0	4	0
Evan Rodrigues	1	0	0	0	0	0	0	0	0	0	5	0
Cole Schneider	1	0	0	0	0	0	0	0	0	0	2	0
Mike Weber	1	0	0	0	1	0	0	0	0	0	1	0

Power Play: 5 - 16 (31.2%) **Penalty Killing:** 8 - 11 (72.7%)

Goaltender	GP	Min	GA	GAA	SO	W	L	OT	SA	SV%
Chad Johnson	1	60	2	2.00	0	1	0	0	24	.917
Robin Lehner	1	60	0	0.00	1	1	0	0	38	1.000
Jason Kasdorf	1	60	4	4.00	0	0	1	0	30	.867

BLUE JACKETS INDIVIDUAL SCORING

Player	GP	G	A	P	+/-	PIM	PP	SH	GW	EN	S	%
Brandon Saad	3	2	0	2	0	2	1	0	0	0	6	33.3
Nick Foligno	3	1	1	2	0	6	0	0	1	0	10	10
Matt Calvert	3	1	0	1	0	2	1	0	0	0	5	20
Scott Hartnell	3	1	0	1	-1	5	1	0	0	0	4	25
Dalton Prout	3	1	0	1	2	4	0	0	0	0	2	50
Brandon Dubinsky	3	0	1	1	0	0	0	0	0	0	11	0
Boone Jenner	3	0	1	1	-1	15	0	0	0	0	6	0
William Karlsson	3	0	1	1	0	0	0	0	0	0	3	0
Ryan Murray	3	0	1	1	-2	2	0	0	0	0	2	0
Alexander Wennberg	2	0	1	1	-2	0	0	0	0	0	1	0
Josh Anderson	1	0	1	1	1	0	0	0	0	0	1	0
Oliver Bjorkstrand	1	0	1	1	1	0	0	0	0	0	3	0
Ryan Johansen	1	0	1	1	0	0	0	0	0	0	3	0
Cam Atkinson	3	0	0	0	-1	0	0	0	0	0	7	0
Gregory Campbell	3	0	0	0	1	4	0	0	0	0	1	0
David Savard	3	0	0	0	0	0	0	0	0	0	10	0
Rene Bourque	2	0	0	0	-2	4	0	0	0	0	7	0
Jack Johnson	2	0	0	0	0	4	0	0	0	0	1	0
Seth Jones	2	0	0	0	-1	2	0	0	0	0	6	0
Fedor Tyutin	2	0	0	0	-1	0	0	0	0	0	0	0
Jared Boll	1	0	0	0	0	5	0	0	0	0	0	0
Kevin Connauton	1	0	0	0	-1	0	0	0	0	0	0	0
Justin Falk	1	0	0	0	2	0	0	0	0	0	2	0
Dean Kukan	1	0	0	0	0	0	0	0	0	0	0	0
Kerby Rychel	1	0	0	0	0	0	0	0	0	0	1	0

Power Play: 3 - 11 (23.3%) **Penalty Killing:** 11 - 16 (68.8%)

Goaltender	GP	Min	GA	GAA	SO	W	L	OT	SA	SV%
Joonas Korpisalo	2	111	5	2.69	0	1	1	0	66	.924
Curtis McElhinney	1	9	0	0.00	0	0	0	0	4	1.000
Sergei Bobrovsky	1	56	4	4.25	0	0	1	0	33	.879

@ BUF	STARS	SABRES	ATTENDANCE	GOALTENDERS	W. GOAL
Nov 17, 2015	3	1	18,101	Antti Niemi / Linus Ullmark	Jason Spezza

@ DAL	STARS	SABRES	ATTENDANCE	GOALTENDERS	W. GOAL
Nov 21, 2015	3	0	18,532	Antti Niemi / Chad Johnson	Antoine Roussel

SABRES INDIVIDUAL SCORING

Player	GP	G	A	P	+/-	PIM	PP	SH	GW	EN	S	%
Ryan O'Reilly	2	1	0	1	-3	0	1	0	0	0	5	20
Tyler Ennis	2	0	1	1	-2	2	0	0	0	0	4	0
Cody Franson	2	0	1	1	0	0	0	0	0	0	2	0
Zach Bogosian	2	0	0	0	-2	2	0	0	0	0	7	0
Nicolas Deslauriers	2	0	0	0	-1	5	0	0	0	0	2	0
Jack Eichel	2	0	0	0	-2	0	0	0	0	0	7	0
Marcus Foligno	2	0	0	0	-1	0	0	0	0	0	0	0
Brian Gionta	2	0	0	0	-3	0	0	0	0	0	1	0
Josh Gorges	2	0	0	0	-1	0	0	0	0	0	1	0
Johan Larsson	2	0	0	0	-1	0	0	0	0	0	0	0
David Legwand	2	0	0	0	0	0	0	0	0	0	2	0
Jake McCabe	2	0	0	0	-2	2	0	0	0	0	0	0
Jamie McGinn	2	0	0	0	0	0	0	0	0	0	1	0
Matt Moulson	2	0	0	0	-2	0	0	0	0	0	3	0
Sam Reinhart	2	0	0	0	-1	2	0	0	0	0	1	0
Rasmus Ristolainen	2	0	0	0	-3	0	0	0	0	0	5	0
Carlo Colaiacovo	1	0	0	0	0	0	0	0	0	0	2	0
Evander Kane	1	0	0	0	0	4	0	0	0	0	4	0
Mark Pysyk	1	0	0	0	-1	0	0	0	0	0	0	0
Tim Schaller	1	0	0	0	-1	0	0	0	0	0	0	0

Power Play: 1 - 6 (16.7%) **Penalty Killing:** 5 - 6 (83.3%)

Goaltender	GP	Min	GA	GAA	SO	W	L	OT	SA	SV%
Chad Johnson	1	60	3	3.00	0	0	1	0	32	.906
Linus Ullmark	1	59	2	2.04	0	0	1	0	28	.929

STARS INDIVIDUAL SCORING

Player	GP	G	A	P	+/-	PIM	PP	SH	GW	EN	S	%
Jamie Benn	2	2	1	3	2	4	1	0	0	0	7	28.6
Tyler Seguin	2	1	2	3	2	0	0	0	0	1	6	16.7
Antoine Roussel	2	1	1	2	2	2	0	0	1	0	5	20
Jason Spezza	2	1	1	2	1	0	0	0	1	0	4	25
Cody Eakin	2	0	2	2	3	0	0	0	0	0	2	0
Alex Goligoski	2	0	2	2	3	2	0	0	0	0	3	0
Valeri Nichushkin	2	1	0	1	2	0	0	0	0	0	3	33.3
Mattias Janmark	2	0	1	1	1	0	0	0	0	0	4	0
John Klingberg	2	0	1	1	3	2	0	0	0	0	2	0
Patrick Sharp	2	0	1	1	1	0	0	0	0	0	2	0
Jason Demers	2	0	0	0	1	0	0	0	0	0	4	0
Patrick Eaves	2	0	0	0	0	0	0	0	0	0	3	0
Vernon Fiddler	2	0	0	0	0	0	0	0	0	0	3	0
Ales Hemsky	2	0	0	0	1	0	0	0	0	0	4	0
Jyrki Jokipakka	2	0	0	0	0	2	0	0	0	0	1	0
Johnny Oduya	2	0	0	0	2	0	0	0	0	0	2	0
Colton Sceviour	2	0	0	0	0	0	0	0	0	0	3	0
Jordie Benn	1	0	0	0	0	0	0	0	0	0	2	0
Jamie Oleksiak	1	0	0	0	1	5	0	0	0	0	1	0

Power Play: 1 - 6 (16.7%) **Penalty Killing:** 5 - 6 (83.3%)

Goaltender	GP	Min	GA	GAA	SO	W	L	OT	SA	SV%
Antti Niemi	2	120	1	0.50	1	2	0	0	47	.979

DETROIT RED WINGS

@ BUF	RED WINGS	SABRES	ATTENDANCE	GOALTENDERS	W. GOAL
Jan 2, 2016	4	3	19,070	Petr Mrazek / Chad Johnson	Tomas Tatar
Jan 22, 2016	3	0	18,601	Petr Mrazek / Robin Lehner	Dylan Larkin

@ DET	RED WINGS	SABRES	ATTENDANCE	GOALTENDERS	W. GOAL
Dec 1, 2015	5 (SO)	4	20,027	Petr Mrazek / Linus Ullmark	Brad Richards
Dec 14, 2015	1	2	20,027	Chad Johnson / Petr Mrazek	Johan Larsson
Mar 28, 2016	3	2	20,027	Jimmy Howard / Chad Johnson	Luke Glendening

SABRES INDIVIDUAL SCORING

Player	GP	G	A	P	+/-	PIM	PP	SH	GW	EN	S	%
Rasmus Ristolainen	5	0	6	6	0	0	0	0	0	0	11	0
Zemgus Girgensons	4	2	2	4	2	0	1	0	0	0	9	22.2
Sam Reinhart	4	2	1	3	0	0	1	0	0	0	9	22.2
Ryan O'Reilly	5	1	2	3	-3	2	0	0	0	0	14	7.1
Brian Gionta	5	0	3	3	-1	2	0	0	0	0	9	0
Jack Eichel	5	2	0	2	1	0	1	0	0	0	8	25
Evander Kane	5	2	0	2	-3	4	1	0	0	0	18	11.1
Zach Bogosian	5	1	0	1	-4	0	0	0	0	0	9	11.1
Johan Larsson	5	1	0	1	0	4	0	0	1	0	9	11.1
Matt Moulson	5	0	1	1	-1	0	0	0	0	0	8	0
Jamie McGinn	4	0	1	1	-3	0	0	0	0	0	6	0
Mike Weber	3	0	1	1	0	2	0	0	0	0	1	0
Casey Nelson	1	0	1	1	2	0	0	0	0	0	0	0
Marcus Foligno	5	0	0	0	-2	6	0	0	0	0	3	0
David Legwand	5	0	0	0	-2	0	0	0	0	0	4	0
Jake McCabe	5	0	0	0	-3	2	0	0	0	0	4	0
Nicolas Deslauriers	4	0	0	0	-2	2	0	0	0	0	0	0
Cody Franson	4	0	0	0	-1	2	0	0	0	0	8	0
Josh Gorges	4	0	0	0	-2	9	0	0	0	0	3	0
Mark Pysyk	2	0	0	0	0	0	0	0	0	0	1	0
Carlo Colaiacovo	1	0	0	0	-2	0	0	0	0	0	1	0
Hudson Fasching	1	0	0	0	-1	0	0	0	0	0	1	0
Cal O'Reilly	1	0	0	0	-1	2	0	0	0	0	0	0
Tim Schaller	1	0	0	0	0	0	0	0	0	0	0	0
Phil Varone	1	0	0	0	0	0	0	0	0	0	0	0

Power Play: 4 - 17 (23.5%) **Penalty Killing:** 12 - 15 (80%)

Goaltender	GP	Min	GA	GAA	SO	W	L	OT	SA	SV%
Chad Johnson	3	175	7	2.39	0	1	2	0	84	.917
Linus Ullmark	1	65	4	3.69	0	0	0	1	46	.913
Robin Lehner	1	59	2	2.04	0	0	1	0	44	.955

RED WINGS INDIVIDUAL SCORING

Player	GP	G	A	P	+/-	PIM	PP	SH	GW	EN	S	%
Justin Abdelkader	5	2	2	4	1	9	1	0	0	0	10	20
Luke Glendening	5	2	2	4	3	0	0	0	1	2	4	50
Dylan Larkin	5	2	2	4	2	2	1	0	1	0	18	11.1
Henrik Zetterberg	5	2	2	4	1	4	0	0	0	0	17	11.8
Riley Sheahan	5	2	1	3	3	0	1	0	0	0	13	15.4
Tomas Tatar	5	2	1	3	1	2	0	0	1	0	13	15.4
Mike Green	5	0	3	3	0	4	0	0	0	0	10	0
Gustav Nyquist	5	0	3	3	2	2	0	0	0	0	13	0
Brad Richards	4	2	0	2	1	2	0	0	0	0	11	18.2
Pavel Datsyuk	5	0	2	2	1	0	0	0	0	0	12	0
Danny DeKeyser	5	0	2	2	1	2	0	0	0	0	3	0
Jonathan Ericsson	5	0	2	2	0	4	0	0	0	0	10	0
Niklas Kronwall	4	0	2	2	-1	0	0	0	0	0	3	0
Drew Miller	1	1	0	1	0	0	0	0	0	0	5	20
Darren Helm	5	0	1	1	-1	2	0	0	0	0	14	0
Brendan Smith	4	0	1	1	3	4	0	0	0	0	3	0
Alexey Marchenko	5	0	0	0	5	0	0	0	0	0	4	0
Joakim Andersson	3	0	0	0	0	0	0	0	0	0	1	0
Tomas Jurco	2	0	0	0	0	0	0	0	0	0	4	0
Teemu Pulkkinen	2	0	0	0	1	0	0	0	0	0	3	0
Kyle Quincey	2	0	0	0	2	0	0	0	0	0	4	0
Andreas Athanasiou	1	0	0	0	0	0	0	0	0	0	1	0
Anthony Mantha	1	0	0	0	0	0	0	0	0	0	0	0
Tomas Nosek	1	0	0	0	0	2	0	0	0	0	0	0

Power Play: 3 - 15 (20%) **Penalty Killing:** 13 - 17 (76.5%)

Goaltender	GP	Min	GA	GAA	SO	W	L	OT	SA	SV%
Petr Mrazek	4	243	9	2.23	1	3	1	0	116	.922
Jimmy Howard	1	60	2	2.01	0	1	0	0	20	.900

@ BUF	OILERS	SABRES	ATTENDANCE	GOALTENDERS	W. GOAL
Mar 1, 2016	2 (OT)	1	19,070	Cam Talbot / Robin Lehner	Connor McDavid

@ EDM	OILERS	SABRES	ATTENDANCE	GOALTENDERS	W. GOAL
Dec 6, 2015	4	2	16,839	Anders Nilsson / Chad Johnson	Taylor Hall

SABRES INDIVIDUAL SCORING

Player	GP	G	A	P	+/-	PIM	PP	SH	GW	EN	S	%
Jack Eichel	2	1	0	1	0	2	0	0	0	0	9	11.1
Ryan O'Reilly	1	1	0	1	-2	0	1	0	0	0	2	50
Cal O'Reilly	1	1	0	1	1	0	0	0	0	0	2	50
Zach Bogosian	2	0	1	1	-3	0	0	0	0	0	9	0
Carlo Colaiacovo	2	0	1	1	-2	0	0	0	0	0	2	0
Brian Gionta	2	0	1	1	0	0	0	0	0	0	3	0
Sam Reinhart	2	0	1	1	-2	0	0	0	0	0	6	0
Jamie McGinn	1	0	1	1	1	0	0	0	0	0	1	0
Mark Pysyk	1	0	1	1	0	0	0	0	0	0	2	0
Nicolas Deslauriers	2	0	0	0	1	0	0	0	0	0	3	0
Marcus Foligno	2	0	0	0	-1	0	0	0	0	0	1	0
Zemgus Girgensons	2	0	0	0	-1	4	0	0	0	0	3	0
Josh Gorges	2	0	0	0	0	2	0	0	0	0	0	0
Evander Kane	2	0	0	0	-2	2	0	0	0	0	6	0
Johan Larsson	2	0	0	0	-2	0	0	0	0	0	1	0
David Legwand	2	0	0	0	0	0	0	0	0	0	0	0
Jake McCabe	2	0	0	0	0	0	0	0	0	0	1	0
Matt Moulson	2	0	0	0	-1	0	0	0	0	0	3	0
Rasmus Ristolainen	2	0	0	0	-1	0	0	0	0	0	6	0
Daniel Catenacci	1	0	0	0	0	0	0	0	0	0	3	0
Cody Franson	1	0	0	0	0	0	0	0	0	0	3	0

Power Play: 1 - 5 (20%) **Penalty Killing:** 3 - 4 (75%)

Goaltender	GP	Min	GA	GAA	SO	W	L	OT	SA	SV%
Robin Lehner	1	64	2	1.88	0	0	0	1	41	.951
Chad Johnson	1	58	4	4.14	0	0	1	0	28	.857

OILERS INDIVIDUAL SCORING

Player	GP	G	A	P	+/-	PIM	PP	SH	GW	EN	S	%
Connor McDavid	1	2	0	2	1	0	0	0	1	0	5	40
Jordan Eberle	2	1	1	2	1	0	0	0	0	0	8	12.5
Taylor Hall	2	1	1	2	0	4	1	0	1	0	10	10
Teddy Purcell	1	1	1	2	0	0	0	0	0	0	2	50
Luke Gazdic	1	1	0	1	1	0	0	0	0	0	1	100
Leon Draisaitl	2	0	1	1	1	0	0	0	0	0	4	0
Anton Lander	2	0	1	1	1	0	0	0	0	0	3	0
Oscar Klefbom	1	0	1	1	1	0	0	0	0	0	2	0
Ryan Nugent-Hopkins	1	0	1	1	1	2	0	0	0	0	3	0
Justin Schultz	1	0	1	1	1	0	0	0	0	0	0	0
Brandon Davidson	2	0	0	0	2	2	0	0	0	0	4	0
Matt Hendricks	2	0	0	0	0	2	0	0	0	0	1	0
Lauri Korpikoski	2	0	0	0	0	0	0	0	0	0	2	0
Mark Letestu	2	0	0	0	0	0	0	0	0	0	1	0
Darnell Nurse	2	0	0	0	-1	0	0	0	0	0	9	0
Iiro Pakarinen	2	0	0	0	1	2	0	0	0	0	0	0
Andrej Sekera	2	0	0	0	3	0	0	0	0	0	4	0
Adam Clendening	1	0	0	0	-1	0	0	0	0	0	3	0
Adam Cracknell	1	0	0	0	0	0	0	0	0	0	1	0
Mark Fayne	1	0	0	0	1	0	0	0	0	0	0	0
Eric Gryba	1	0	0	0	0	2	0	0	0	0	0	0
Zack Kassian	1	0	0	0	0	0	0	0	0	0	1	0
Jujhar Khaira	1	0	0	0	1	0	0	0	0	0	0	0
Adam Pardy	1	0	0	0	0	0	0	0	0	0	2	0
Nail Yakupov	1	0	0	0	0	0	0	0	0	0	3	0

Power Play: 1 - 4 (25%) **Penalty Killing:** 4 - 5 (80%)

Goaltender	GP	Min	GA	GAA	SO	W	L	OT	SA	SV%
Anders Nilsson	1	60	2	2.00	0	1	0	0	34	.941
Cam Talbot	1	64	1	0.94	0	1	0	0	32	.969

@ BUF	PANTHERS	SABRES	ATTENDANCE	GOALTENDERS	W. GOAL
Jan 5, 2016	5	1	18,560	Roberto Luongo / Linus Ullmark	Derek MacKenzie
Feb 9, 2016	7	4	18,521	Roberto Luongo / Chad Johnson	Brandon Pirri

@ FLA	PANTHERS	SABRES	ATTENDANCE	GOALTENDERS	W. GOAL
Oct 15, 2015	3	2	11,616	Roberto Luongo / Chad Johnson	Aleksander Barkov
Nov 12, 2015	2	3	11,271	Linus Ullmark / Roberto Luongo	Sam Reinhart

SABRES INDIVIDUAL SCORING

Player	GP	G	A	P	+/-	PIM	PP	SH	GW	EN	S	%
Ryan O'Reilly	4	1	3	4	-5	0	1	0	0	0	5	20
Rasmus Ristolainen	4	0	4	4	-6	0	0	0	0	0	11	0
Sam Reinhart	4	3	0	3	-4	0	3	0	1	0	9	33.3
Cody Franson	4	1	1	2	-3	0	0	0	0	0	2	50
Tyler Ennis	2	1	1	2	-1	0	1	0	0	0	6	16.7
Jack Eichel	4	0	2	2	-6	2	0	0	0	0	10	0
David Legwand	3	0	2	2	3	0	0	0	0	0	4	0
Brian Gionta	4	1	0	1	-2	0	0	0	0	0	12	8.3
Jake McCabe	4	1	0	1	1	2	0	0	0	0	6	16.7
Evander Kane	3	1	0	1	-5	31	0	0	0	0	9	11.1
Mike Weber	2	1	0	1	0	2	0	0	0	0	1	100
Marcus Foligno	4	0	1	1	4	2	0	0	0	0	6	0
Josh Gorges	4	0	1	1	-3	2	0	0	0	0	4	0
Jamie McGinn	4	0	1	1	-6	2	0	0	0	0	2	0
Matt Moulson	4	0	1	1	-2	2	0	0	0	0	5	0
Carlo Colaiacovo	2	0	1	1	-2	0	0	0	0	0	0	0
Nicolas Deslauriers	2	0	1	1	-2	0	0	0	0	0	0	0
Zemgus Girgensons	3	0	0	0	-1	2	0	0	0	0	4	0
Johan Larsson	3	0	0	0	-2	0	0	0	0	0	1	0
Mark Pysyk	3	0	0	0	0	4	0	0	0	0	4	0
Zach Bogosian	2	0	0	0	-5	0	0	0	0	0	6	0
Tim Schaller	2	0	0	0	1	0	0	0	0	0	3	0
Daniel Catenacci	1	0	0	0	0	0	0	0	0	0	1	0

Power Play: 5 -16 (31.2%) **Penalty Killing:** 7 -10 (70%)

Goaltender	GP	Min	GA	GAA	SO	W	L	OT	SA	SV%
Linus Ullmark	2	119	6	3.02	0	1	1	0	64	.906
Robin Lehner	1	20	4	11.78	0	0	0	0	12	.667
Chad Johnson	2	98	5	3.07	0	0	2	0	51	.902

PANTHERS INDIVIDUAL SCORING

Player	GP	G	A	P	+/-	PIM	PP	SH	GW	EN	S	%
Jaromir Jagr	4	4	2	6	5	4	1	0	0	0	12	33.3
Jonathan Huberdeau	4	2	2	4	5	0	1	0	0	0	11	18.2
Jussi Jokinen	4	1	3	4	3	0	0	0	0	0	7	14.3
Nick Bjugstad	4	0	4	4	2	2	0	0	0	0	6	0
Reilly Smith	4	2	1	3	1	2	0	0	0	1	5	40
Alex Petrovic	4	1	2	3	4	29	0	0	0	0	4	25
Vincent Trocheck	4	1	2	3	2	2	0	0	0	0	5	20
Aleksander Barkov	2	1	2	3	2	0	1	0	1	0	8	12.5
Aaron Ekblad	4	0	3	3	3	2	0	0	0	0	9	0
Brandon Pirri	4	2	0	2	0	0	0	0	1	1	8	25
Brian Campbell	4	1	1	2	5	0	0	0	0	0	7	14.3
Derek MacKenzie	4	1	1	2	3	0	0	0	1	0	7	14.3
Corban Knight	1	1	1	2	2	0	0	0	0	0	2	50
Quinton Howden	4	0	2	2	3	4	0	0	0	0	3	0
Willie Mitchell	3	0	1	1	2	2	0	0	0	0	1	0
Dmitry Kulikov	4	0	0	0	2	6	0	0	0	0	9	0
Erik Gudbranson	3	0	0	0	1	2	0	0	0	0	5	0
Dave Bolland	2	0	0	0	-1	2	0	0	0	0	3	0
Logan Shaw	2	0	0	0	0	0	0	0	0	0	7	0
Garrett Wilson	2	0	0	0	0	2	0	0	0	0	2	0
Connor Brickley	1	0	0	0	0	0	0	0	0	0	1	0
Rocco Grimaldi	1	0	0	0	-1	0	0	0	0	0	1	0
Steven Kampfer	1	0	0	0	2	0	0	0	0	0	4	0
Brent Regner	1	0	0	0	-1	4	0	0	0	0	2	0
Shawn Thornton	1	0	0	0	0	0	0	0	0	0	0	0

Power Play: 3 - 10 (30%) **Penalty Killing:** 11 - 16 (68.8%)

Goaltender	GP	Min	GA	GAA	SO	W	L	OT	SA	SV%
Roberto Luongo	4	238	10	2.52	0	3	1	0	111	.910

@ BUF	KINGS	SABRES	ATTENDANCE	GOALTENDERS	W. GOAL
Dec 12, 2015	1	2 (OT)	18,133	Linus Ullmark / Jhonas Enroth	Ryan O'Reilly

@ LAK	KINGS	SABRES	ATTENDANCE	GOALTENDERS	W. GOAL
Feb 27, 2016	2	0	18,230	Jhonas Enroth / Robin Lehner	Tanner Pearson

SABRES INDIVIDUAL SCORING

Player	GP	G	A	P	+/-	PIM	PP	SH	GW	EN	S	%
Ryan O'Reilly	1	1	1	2	1	0	0	0	1	0	3	33.3
Jamie McGinn	2	1	0	1	0	0	1	0	0	0	5	20
Jake McCabe	2	0	1	1	1	0	0	0	0	0	0	0
Rasmus Ristolainen	2	0	1	1	-2	0	0	0	0	0	5	0
Zach Bogosian	2	0	0	0	0	2	0	0	0	0	0	0
Nicolas Deslauriers	2	0	0	0	0	0	0	0	0	0	1	0
Jack Eichel	2	0	0	0	-2	2	0	0	0	0	11	0
Marcus Foligno	2	0	0	0	-1	0	0	0	0	0	1	0
Brian Gionta	2	0	0	0	0	0	0	0	0	0	4	0
Zemgus Girgensons	2	0	0	0	-2	0	0	0	0	0	3	0
Josh Gorges	2	0	0	0	-1	0	0	0	0	0	1	0
Evander Kane	2	0	0	0	0	0	0	0	0	0	5	0
Johan Larsson	2	0	0	0	0	0	0	0	0	0	1	0
David Legwand	2	0	0	0	-1	0	0	0	0	0	2	0
Matt Moulson	2	0	0	0	-1	0	0	0	0	0	3	0
Sam Reinhart	2	0	0	0	-1	0	0	0	0	0	2	0
Justin Bailey	1	0	0	0	0	0	0	0	0	0	1	0
Carlo Colaiacovo	1	0	0	0	-1	0	0	0	0	0	2	0
Cody Franson	1	0	0	0	-1	0	0	0	0	0	0	0
Mark Pysyk	1	0	0	0	0	0	0	0	0	0	1	0
Mike Weber	1	0	0	0	-1	0	0	0	0	0	2	0

Power Play: 1 - 5 (20%) **Penalty Killing:** 2 - 2 (100%)

Goaltender	GP	Min	GA	GAA	SO	W	L	OT	SA	SV%
Linus Ullmark	1	63	1	0.95	0	1	0	0	21	.952
Robin Lehner	1	58	2	2.06	0	0	1	0	35	.943

KINGS INDIVIDUAL SCORING

Player	GP	G	A	P	+/-	PIM	PP	SH	GW	EN	S	%
Tanner Pearson	2	2	1	3	3	0	0	0	1	0	6	33.3
Marian Gaborik	1	1	0	1	1	0	0	0	0	0	4	25
Anze Kopitar	2	0	1	1	1	2	0	0	0	0	2	0
Alec Martinez	2	0	1	1	0	0	0	0	0	0	2	0
Jake Muzzin	2	0	1	1	1	0	0	0	0	0	7	0
Vincent Lecavalier	1	0	1	1	2	0	0	0	0	0	1	0
Rob Scuderi	1	0	1	1	1	0	0	0	0	0	2	0
Andy Andreoff	2	0	0	0	0	2	0	0	0	0	0	0
Dustin Brown	2	0	0	0	0	2	0	0	0	0	4	0
Jeff Carter	2	0	0	0	-1	0	0	0	0	0	6	0
Drew Doughty	2	0	0	0	1	0	0	0	0	0	3	0
Milan Lucic	2	0	0	0	-1	0	0	0	0	0	3	0
Brayden McNabb	2	0	0	0	0	0	0	0	0	0	3	0
Nick Shore	2	0	0	0	0	0	0	0	0	0	3	0
Tyler Toffoli	2	0	0	0	0	0	0	0	0	0	4	0
Kyle Clifford	1	0	0	0	0	0	0	0	0	0	1	0
Christian Ehrhoff	1	0	0	0	1	0	0	0	0	0	0	0
Dwight King	1	0	0	0	0	2	0	0	0	0	1	0
Trevor Lewis	1	0	0	0	2	0	0	0	0	0	2	0
Jamie McBain	1	0	0	0	1	0	0	0	0	0	0	0
Michael Mersch	1	0	0	0	0	0	0	0	0	0	1	0
Jordan Nolan	1	0	0	0	0	2	0	0	0	0	0	0
Luke Schenn	1	0	0	0	0	0	0	0	0	0	1	0
Jordan Weal	1	0	0	0	0	0	0	0	0	0	0	0

Power Play: 0 - 2 (0%) **Penalty Killing:** 4 - 5 (80%)

Goaltender	GP	Min	GA	GAA	SO	W	L	OT	SA	SV%
Jhonas Enroth	2	123	2	0.97	1	1	0	1	53	.962

@ BUF	WILD	SABRES	ATTENDANCE	GOALTENDERS	W. GOAL
Mar 5, 2016	3 (SO)	2	19,070	Devan Dubnyk / Robin Lehner	Jason Pominville

@ MIN	WILD	SABRES	ATTENDANCE	GOALTENDERS	W. GOAL
Jan 12, 2016	2	3	19,034	Linus Ullmark / Devan Dubnyk	Brian Gionta

SABRES INDIVIDUAL SCORING

Player	GP	G	A	P	+/-	PIM	PP	SH	GW	EN	S	%
Jack Eichel	2	1	1	2	-2	2	1	0	0	0	5	20
Brian Gionta	2	1	1	2	1	0	0	0	1	0	6	16.7
Rasmus Ristolainen	2	1	1	2	-1	0	0	0	0	0	5	20
Johan Larsson	2	1	0	1	2	0	1	0	0	0	1	100
Jamie McGinn	1	1	0	1	0	0	0	0	0	0	3	33.3
Marcus Foligno	2	0	1	1	2	0	0	0	0	0	3	0
Josh Gorges	2	0	1	1	0	2	0	0	0	0	1	0
Evander Kane	2	0	1	1	0	0	0	0	0	0	8	0
Sam Reinhart	2	0	1	1	-2	0	0	0	0	0	4	0
Ryan O'Reilly	1	0	1	1	-1	0	0	0	0	0	1	0
Cal O'Reilly	1	0	1	1	0	0	0	0	0	0	1	0
Zach Bogosian	2	0	0	0	1	0	0	0	0	0	5	0
Zemgus Girgensons	2	0	0	0	-1	0	0	0	0	0	1	0
David Legwand	2	0	0	0	0	0	0	0	0	0	1	0
Jake McCabe	2	0	0	0	1	0	0	0	0	0	2	0
Matt Moulson	2	0	0	0	0	0	0	0	0	0	1	0
Daniel Catenacci	1	0	0	0	0	0	0	0	0	0	0	0
Carlo Colaiacovo	1	0	0	0	0	0	0	0	0	0	1	0
Nicolas Deslauriers	1	0	0	0	0	0	0	0	0	0	2	0
Cody Franson	1	0	0	0	0	0	0	0	0	0	0	0
Mark Pysyk	1	0	0	0	0	0	0	0	0	0	3	0
Tim Schaller	1	0	0	0	0	0	0	0	0	0	1	0
Mike Weber	1	0	0	0	0	0	0	0	0	0	0	0

Power Play: 2 - 4 (50%) **Penalty Killing:** 1 - 2 (50%)

Goaltender	GP	Min	GA	GAA	SO	W	L	OT	SA	SV%
Linus Ullmark	1	60	2	2.00	0	1	0	0	30	.933
Robin Lehner	1	65	2	1.85	0	0	0	1	30	.933

WILD INDIVIDUAL SCORING

Player	GP	G	A	P	+/-	PIM	PP	SH	GW	EN	S	%
Ryan Suter	2	1	2	3	1	0	0	1	0	0	4	25
Mikko Koivu	2	1	0	1	-1	0	1	0	0	0	3	33.3
Thomas Vanek	2	1	0	1	1	2	0	0	0	0	7	14.3
David Jones	1	1	0	1	1	0	0	0	0	0	1	100
Matt Dumba	2	0	1	1	0	0	0	0	0	0	2	0
Mikael Granlund	2	0	1	1	0	0	0	0	0	0	4	0
Erik Haula	2	0	1	1	1	0	0	0	0	0	6	0
Marco Scandella	2	0	1	1	-1	0	0	0	0	0	2	0
Jared Spurgeon	2	0	1	1	-1	0	0	0	0	0	6	0
Ryan Carter	1	0	1	1	1	0	0	0	0	0	1	0
Jonas Brodin	2	0	0	0	1	0	0	0	0	0	3	0
Charlie Coyle	2	0	0	0	0	0	0	0	0	0	8	0
Nino Niederreiter	2	0	0	0	-1	4	0	0	0	0	0	0
Zach Parise	2	0	0	0	-1	2	0	0	0	0	2	0
Jason Pominville	2	0	0	0	-1	0	0	0	0	0	2	0
Mike Reilly	2	0	0	0	0	0	0	0	0	0	2	0
Jarret Stoll	2	0	0	0	2	0	0	0	0	0	1	0
Jason Zucker	2	0	0	0	-2	0	0	0	0	0	5	0
Justin Fontaine	1	0	0	0	0	0	0	0	0	0	0	0
Chris Porter	1	0	0	0	0	0	0	0	0	0	1	0

Power Play: 1 - 2 (50%) **Penalty Killing:** 2 - 4 (50%)

Goaltender	GP	Min	GA	GAA	SO	W	L	OT	SA	SV%
Devan Dubnyk	2	123	5	2.45	0	1	1	0	55	.909

@ BUF	CANADIENS	SABRES	ATTENDANCE	GOALTENDERS	W. GOAL
Oct 23, 2015	7	2	18,214	Mike Condon / Chad Johnson	Torrey Mitchell
Feb 12, 2016	4	6	18,505	Chad Johnson / Mike Condon	Marcus Foligno
Mar 16, 2016	3 (OT)	2	18,815	Ben Scrivens / Robin Lehner	Paul Byron

@ MTL	CANADIENS	SABRES	ATTENDANCE	GOALTENDERS	W. GOAL
Feb 3, 2016	2	4	21,288	Robin Lehner / Mike Condon	Johan Larsson
Mar 10, 2016	3	2	21,288	Mike Condon / Robin Lehner	Torrey Mitchell

SABRES INDIVIDUAL SCORING

Player	GP	G	A	P	+/-	PIM	PP	SH	GW	EN	S	%
Marcus Foligno	5	4	1	5	5	7	0	1	1	0	10	40
Ryan O'Reilly	4	1	4	5	0	0	1	0	0	0	6	16.7
Cody Franson	3	0	4	4	3	2	0	0	0	0	4	0
Evander Kane	5	2	1	3	1	10	0	0	0	1	26	7.7
Zach Bogosian	4	1	2	3	-1	18	1	0	0	0	19	5.3
Brian Gionta	5	2	0	2	4	0	0	0	0	1	18	11.1
Nicolas Deslauriers	5	1	1	2	-2	15	0	0	0	0	5	20
Matt Moulson	5	1	1	2	1	10	0	0	0	0	3	33.3
David Legwand	4	1	1	2	1	0	0	0	0	0	2	50
Jamie McGinn	3	1	1	2	-2	0	1	0	0	0	4	25
Jack Eichel	5	0	2	2	-1	0	0	0	0	0	13	0
Jake McCabe	5	0	2	2	0	2	0	0	0	0	3	0
Rasmus Ristolainen	5	0	2	2	1	0	0	0	0	0	11	0
Josh Gorges	5	1	0	1	-1	6	0	0	0	0	5	20
Johan Larsson	4	1	0	1	-2	2	0	0	1	0	7	14.3
Sam Reinhart	5	0	1	1	-1	0	0	0	0	0	12	0
Zemgus Girgensons	4	0	1	1	1	0	0	0	0	0	5	0
Mark Pysyk	4	0	1	1	-1	2	0	0	0	0	6	0
Phil Varone	1	0	1	1	1	0	0	0	0	0	1	0
Carlo Colaiacovo	3	0	0	0	0	4	0	0	0	0	4	0
Cal O'Reilly	2	0	0	0	-1	0	0	0	0	0	0	0
Justin Bailey	1	0	0	0	0	2	0	0	0	0	2	0
Daniel Catenacci	1	0	0	0	-1	0	0	0	0	0	0	0
Tyler Ennis	1	0	0	0	-2	2	0	0	0	0	2	0
Mike Weber	1	0	0	0	0	0	0	0	0	0	3	0

Power Play: 3 - 15 (20%) **Penalty Killing:** 11 - 18 (61.1%)

Goaltender	GP	Min	GA	GAA	SO	W	L	OT	SA	SV%
Chad Johnson	2	120	11	5.50	0	1	1	0	56	.804
Robin Lehner	3	180	8	2.66	0	1	1	1	91	.912

CANADIENS INDIVIDUAL SCORING

Player	GP	G	A	P	+/-	PIM	PP	SH	GW	EN	S	%
Andrei Markov	5	2	6	8	3	12	2	0	0	0	10	20
Alex Galchenyuk	5	5	1	6	-1	0	3	0	0	0	16	31.2
Max Pacioretty	5	1	5	6	0	0	0	0	0	0	19	5.3
P.K. Subban	4	0	6	6	3	16	0	0	0	0	8	0
Tomas Plekanec	5	0	5	5	-2	6	0	0	0	0	13	0
Dale Weise	3	3	0	3	0	0	1	0	0	0	5	60
Sven Andrighetto	4	2	1	3	0	0	0	0	0	0	8	25
David Desharnais	3	0	3	3	1	0	0	0	0	0	3	0
Torrey Mitchell	5	2	0	2	2	0	0	0	2	0	5	40
Brendan Gallagher	3	2	0	2	1	0	1	0	0	0	11	18.2
Mark Barberio	3	0	2	2	0	0	0	0	0	0	4	0
Paul Byron	3	1	0	1	-2	0	0	0	1	0	0	0
Greg Pateryn	3	1	0	1	-2	9	0	0	0	0	1	100
Tomas Fleischmann	3	0	1	1	0	4	0	0	0	0	5	0
Stefan Matteau	1	0	1	1	0	0	0	0	0	0	0	0
Lars Eller	5	0	0	0	-3	0	0	0	0	0	15	0
Alexei Emelin	5	0	0	0	-3	0	0	0	0	0	6	0
Nathan Beaulieu	3	0	0	0	-2	14	0	0	0	0	2	0
Tom Gilbert	3	0	0	0	-2	2	0	0	0	0	1	0
Devante Smith-Pelly	3	0	0	0	1	0	0	0	0	0	2	0
Victor Bartley	2	0	0	0	1	4	0	0	0	0	1	0
Mike Brown	2	0	0	0	0	9	0	0	0	0	0	0
Phillip Danault	2	0	0	0	0	0	0	0	0	0	0	0
Jacob De La rose	2	0	0	0	0	0	0	0	0	0	3	0
Brian Flynn	2	0	0	0	0	0	0	0	0	0	2	0
Michael McCarron	2	0	0	0	1	14	0	0	0	0	3	0
Jeff Petry	2	0	0	0	0	0	0	0	0	0	1	0
Lucas Lessio	1	0	0	0	0	0	0	0	0	0	1	0
Alexander Semin	1	0	0	0	-1	2	0	0	0	0	2	0

Power Play: 7 - 18 (38.9%) **Penalty Killing:** 12 - 15 (80%)

Goaltender	GP	Min	GA	GAA	SO	W	L	OT	SA	SV%
Mike Condon	4	216	9	2.50	0	2	2	0	118	.924
Ben Scrivens	2	85	5	3.54	0	1	0	0	51	.902

@ BUF	PREDATORS	SABRES	ATTENDANCE	GOALTENDERS	W. GOAL
Nov 25, 2015	3	2	17,871	Carter Hutton / Linus Ullmark	Cody Hodgson

@ NSH	PREDATORS	SABRES	ATTENDANCE	GOALTENDERS	W. GOAL
Nov 28, 2015	1	4	17,217	Chad Johnson / Juuse Saros	Sam Reinhart

SABRES INDIVIDUAL SCORING

Player	GP	G	A	P	+/-	PIM	PP	SH	GW	EN	S	%
Evander Kane	2	1	2	3	3	0	0	0	0	0	8	12.5
Ryan O'Reilly	2	1	2	3	2	0	0	0	0	1	3	33.3
Sam Reinhart	2	2	0	2	-1	2	1	0	1	0	5	40
Jack Eichel	2	1	0	1	0	0	0	0	0	0	4	25
Jamie McGinn	2	1	0	1	0	0	1	0	0	0	4	25
Zach Bogosian	2	0	1	1	1	0	0	0	0	0	2	0
Cody Franson	2	0	1	1	0	4	0	0	0	0	5	0
Josh Gorges	2	0	1	1	0	0	0	0	0	0	0	0
David Legwand	2	0	1	1	0	0	0	0	0	0	2	0
Jake McCabe	2	0	1	1	1	0	0	0	0	0	4	0
Matt Moulson	2	0	1	1	0	0	0	0	0	0	1	0
Rasmus Ristolainen	2	0	1	1	0	0	0	0	0	0	5	0
Carlo Colaiacovo	2	0	0	0	0	0	0	0	0	0	2	0
Nicolas Deslauriers	2	0	0	0	0	0	0	0	0	0	0	0
Marcus Foligno	2	0	0	0	0	4	0	0	0	0	2	0
Brian Gionta	2	0	0	0	1	0	0	0	0	0	6	0
Zemgus Girgensons	2	0	0	0	0	2	0	0	0	0	2	0
Johan Larsson	1	0	0	0	-1	0	0	0	0	0	0	0
Tim Schaller	1	0	0	0	0	0	0	0	0	0	1	0

Power Play: 2 - 6 (33.3%) **Penalty Killing:** 5 - 6 (83.3%)

Goaltender	GP	Min	GA	GAA	SO	W	L	OT	SA	SV%
Chad Johnson	2	92	1	0.65	0	1	0	0	41	.976
Linus Ullmark	1	26	3	6.80	0	0	1	0	8	.625

PREDATORS INDIVIDUAL SCORING

Player	GP	G	A	P	+/-	PIM	PP	SH	GW	EN	S	%
Mike Fisher	2	2	0	2	-2	0	1	0	0	0	4	50
Cody Hodgson	2	1	0	1	1	0	0	0	1	0	4	25
Craig Smith	2	1	0	1	1	2	0	0	0	0	1	100
Mattias Ekholm	2	0	1	1	3	0	0	0	0	0	1	0
Ryan Ellis	2	0	1	1	3	0	0	0	0	0	2	0
Calle Jarnkrok	2	0	1	1	1	0	0	0	0	0	4	0
James Neal	2	0	1	1	-2	0	0	0	0	0	4	0
Colin Wilson	2	0	1	1	1	0	0	0	0	0	5	0
Gabriel Bourque	1	0	1	1	0	0	0	0	0	0	1	0
Filip Forsberg	2	0	0	0	-2	0	0	0	0	0	6	0
Barret Jackman	2	0	0	0	-1	4	0	0	0	0	4	0
Seth Jones	2	0	0	0	0	0	0	0	0	0	5	0
Roman Josi	2	0	0	0	-4	0	0	0	0	0	2	0
Eric Nystrom	2	0	0	0	0	0	0	0	0	0	1	0
Mike Ribeiro	2	0	0	0	-1	0	0	0	0	0	0	0
Austin Watson	2	0	0	0	-1	0	0	0	0	0	1	0
Shea Weber	2	0	0	0	-3	0	0	0	0	0	2	0
Viktor Arvidsson	1	0	0	0	0	15	0	0	0	0	2	0
Paul Gaustad	1	0	0	0	0	0	0	0	0	0	0	0
Colton Sissons	1	0	0	0	0	0	0	0	0	0	0	0

Power Play: 1 - 6 (16.7%) **Penalty Killing:** 4 - 6 (66.7%)

Goaltender	GP	Min	GA	GAA	SO	W	L	OT	SA	SV%
Carter Hutton	1	60	2	2.01	0	1	0	0	32	.938
Juuse Saros	1	58	3	3.10	0	0	1	0	23	.870

@ BUF	DEVILS	SABRES	ATTENDANCE	GOALTENDERS	W. GOAL
Oct 24, 2015	4	3	18,040	Cory Schneider / Linus Ullmark	Adam Henrique
Dec 15, 2015	2	0	18,297	Cory Schneider / Linus Ullmark	Lee Stempniak

@ NJD	DEVILS	SABRES	ATTENDANCE	GOALTENDERS	W. GOAL
Apr 5, 2016	1	3	14,773	Chad Johnson / Cory Schneider	Johan Larsson

SABRES INDIVIDUAL SCORING

Player	GP	G	A	P	+/-	PIM	PP	SH	GW	EN	S	%
Ryan O'Reilly	3	2	2	4	-5	0	1	0	0	0	3	66.7
Jack Eichel	3	2	1	3	-1	0	1	0	0	1	6	33.3
Tyler Ennis	1	1	1	2	-1	0	1	0	0	0	3	33.3
Johan Larsson	3	1	0	1	1	2	0	0	1	0	7	14.3
Sam Reinhart	3	0	1	1	-1	0	0	0	0	0	4	0
Rasmus Ristolainen	3	0	1	1	0	0	0	0	0	0	5	0
Cody Franson	2	0	1	1	-1	2	0	0	0	0	4	0
Nicolas Deslauriers	3	0	0	0	0	0	0	0	0	0	5	0
Brian Gionta	3	0	0	0	-1	0	0	0	0	0	4	0
Zemgus Girgensons	3	0	0	0	0	0	0	0	0	0	4	0
Josh Gorges	3	0	0	0	0	0	0	0	0	0	4	0
David Legwand	3	0	0	0	0	2	0	0	0	0	1	0
Jake McCabe	3	0	0	0	-2	2	0	0	0	0	3	0
Matt Moulson	3	0	0	0	-1	0	0	0	0	0	7	0
Zach Bogosian	2	0	0	0	-1	0	0	0	0	0	2	0
Evander Kane	2	0	0	0	-1	2	0	0	0	0	3	0
Jamie McGinn	2	0	0	0	-1	0	0	0	0	0	3	0
Cal O'Reilly	2	0	0	0	0	0	0	0	0	0	0	0
Mark Pysyk	2	0	0	0	0	4	0	0	0	0	0	0
Carlo Colaiacovo	1	0	0	0	-1	0	0	0	0	0	1	0
Hudson Fasching	1	0	0	0	0	0	0	0	0	0	1	0
Marcus Foligno	1	0	0	0	1	0	0	0	0	0	0	0
Casey Nelson	1	0	0	0	0	4	0	0	0	0	1	0
Mike Weber	1	0	0	0	0	0	0	0	0	0	1	0

Power Play: 3 - 12 (25%) **Penalty Killing:** 8 - 9 (88.9%)

Goaltender	GP	Min	GA	GAA	SO	W	L	OT	SA	SV%
Chad Johnson	1	60	1	1.00	0	1	0	0	19	.947
Linus Ullmark	2	115	6	3.12	0	0	2	0	49	.878

DEVILS INDIVIDUAL SCORING

Player	GP	G	A	P	+/-	PIM	PP	SH	GW	EN	S	%
Adam Henrique	3	2	2	4	3	4	0	1	1	0	3	66.7
Michael Cammalleri	2	1	3	4	4	2	0	0	0	0	5	20
Lee Stempniak	2	1	1	2	3	0	0	0	1	0	5	20
Kyle Palmieri	3	0	2	2	0	2	0	0	0	0	6	0
Jacob Josefson	3	1	0	1	0	0	1	0	0	0	4	25
David Schlemko	3	1	0	1	1	0	0	0	0	0	8	12.5
Jiri Tlusty	2	1	0	1	1	0	0	0	0	0	2	50
Sergey Kalinin	3	0	1	1	1	2	0	0	0	0	1	0
Tyler Kennedy	2	0	1	1	-1	0	0	0	0	0	2	0
Stephen Gionta	3	0	0	0	1	0	0	0	0	0	3	0
Andy Greene	3	0	0	0	1	0	0	0	0	0	2	0
Adam Larsson	3	0	0	0	1	2	0	0	0	0	2	0
John Moore	3	0	0	0	0	0	0	0	0	0	4	0
Damon Severson	3	0	0	0	1	2	0	0	0	0	5	0
Patrik Elias	2	0	0	0	0	0	0	0	0	0	1	0
Jordin Tootoo	2	0	0	0	0	2	0	0	0	0	7	0
Travis Zajac	2	0	0	0	-1	2	0	0	0	0	2	0
Joseph Blandisi	1	0	0	0	0	0	0	0	0	0	0	0
Reid Boucher	1	0	0	0	-1	2	0	0	0	0	1	0
Eric Gelinas	1	0	0	0	2	0	0	0	0	0	0	0
Stefan Matteau	1	0	0	0	0	0	0	0	0	0	0	0
Jon Merrill	1	0	0	0	0	0	0	0	0	0	0	0
Vojtech Mozik	1	0	0	0	0	0	0	0	0	0	2	0
Brian O'Neill	1	0	0	0	-1	2	0	0	0	0	1	0
Blake Pietila	1	0	0	0	0	2	0	0	0	0	0	0
Mike Sislo	1	0	0	0	-1	0	0	0	0	0	1	0
Devante Smith-Pelly	1	0	0	0	-1	0	0	0	0	0	1	0

Power Play: 1 - 9 (11%) **Penalty Killing:** 9 - 12 (75%)

Goaltender	GP	Min	GA	GAA	SO	W	L	OT	SA	SV%
Cory Schneider	3	179	5	1.67	1	2	1	0	71	.930

@ BUF	ISLANDERS	SABRES	ATTENDANCE	GOALTENDERS	W. GOAL
Dec 31, 2015	2	1	19,070	Thomas Greiss / Linus Ullmark	Nikolay Kulemin

@ NYI	ISLANDERS	SABRES	ATTENDANCE	GOALTENDERS	W. GOAL
Nov 1, 2015	1	2	11,278	Linus Ullmark / Thomas Greiss	Sam Reinhart
Apr 9, 2016	3	4 (OT)	14,811	Linus Ullmark / Christopher Gibson	Brian Gionta

SABRES INDIVIDUAL SCORING

Player	GP	G	A	P	+/-	PIM	PP	SH	GW	EN	S	%
Brian Gionta	3	2	1	3	2	2	0	0	1	0	10	20
Matt Moulson	3	2	0	2	-1	0	0	0	0	0	5	40
Ryan O'Reilly	3	1	1	2	0	0	1	0	0	0	5	20
Sam Reinhart	3	1	1	2	0	0	0	0	1	0	8	12.5
Evan Rodrigues	1	1	1	2	2	0	0	0	0	0	3	33.3
Jack Eichel	3	0	2	2	-2	0	0	0	0	0	10	0
Nicolas Deslauriers	3	0	1	1	1	0	0	0	0	0	6	0
Zemgus Girgensons	3	0	1	1	1	0	0	0	0	0	5	0
Josh Gorges	3	0	1	1	-1	2	0	0	0	0	1	0
David Legwand	3	0	1	1	1	0	0	0	0	0	3	0
Rasmus Ristolainen	3	0	1	1	-2	0	0	0	0	0	6	0
Jamie McGinn	2	0	1	1	1	0	0	0	0	0	7	0
Mark Pysyk	2	0	1	1	2	0	0	0	0	0	1	0
Hudson Fasching	1	0	1	1	1	0	0	0	0	0	0	0
Marcus Foligno	3	0	0	0	-2	0	0	0	0	0	3	0
Jake McCabe	3	0	0	0	1	0	0	0	0	0	2	0
Carlo Colaiacovo	2	0	0	0	1	0	0	0	0	0	1	0
Cody Franson	2	0	0	0	0	0	0	0	0	0	3	0
Johan Larsson	2	0	0	0	-2	0	0	0	0	0	2	0
Zach Bogosian	1	0	0	0	0	0	0	0	0	0	0	0
Tyler Ennis	1	0	0	0	0	0	0	0	0	0	0	0
Evander Kane	1	0	0	0	-1	0	0	0	0	0	7	0
Casey Nelson	1	0	0	0	1	0	0	0	0	0	0	0
Cole Schneider	1	0	0	0	0	0	0	0	0	0	3	0
Mike Weber	1	0	0	0	0	0	0	0	0	0	0	0

Power Play: 1 - 6 (16.7%) **Penalty Killing:** 2 - 3 (66.7%)

Goaltender	GP	Min	GA	GAA	SO	W	L	OT	SA	SV%
Linus Ullmark	3	181	6	1.99	0	2	1	0	87	.931

ISLANDERS INDIVIDUAL SCORING

Player	GP	G	A	P	+/-	PIM	PP	SH	GW	EN	S	%
Calvin de Haan	3	1	1	2	4	0	0	0	0	0	5	20
John Tavares	2	1	1	2	0	0	0	0	0	0	9	11.1
Frans Nielsen	3	1	0	1	1	2	1	0	0	0	9	11.1
Nikolay Kulemin	2	1	0	1	1	0	0	0	1	0	5	20
Scott Mayfield	1	1	0	1	-2	2	0	0	0	0	1	100
Alan Quine	1	1	0	1	1	0	0	1	0	0	3	33.3
Johnny Boychuk	3	0	1	1	3	2	0	0	0	0	7	0
Casey Cizikas	3	0	1	1	0	0	0	0	0	0	1	0
Nick Leddy	3	0	1	1	0	0	0	0	0	0	2	0
Kyle Okposo	3	0	1	1	0	0	0	0	0	0	4	0
Steve Bernier	2	0	1	1	0	0	0	0	0	0	3	0
Cal Clutterbuck	2	0	1	1	0	0	0	0	0	0	1	0
Bracken Kearns	1	0	1	1	1	0	0	0	0	0	0	0
Josh Bailey	3	0	0	0	-3	0	0	0	0	0	3	0
Brock Nelson	3	0	0	0	-1	0	0	0	0	0	7	0
Ryan Strome	3	0	0	0	0	0	0	0	0	0	4	0
Mikhail Grabovski	2	0	0	0	-1	0	0	0	0	0	5	0
Travis Hamonic	2	0	0	0	0	0	0	0	0	0	4	0
Anders Lee	2	0	0	0	0	4	0	0	0	0	5	0
Matt Martin	2	0	0	0	0	2	0	0	0	0	4	0
Marek Zidlicky	2	0	0	0	-2	0	0	0	0	0	1	0
Eric Boulton	1	0	0	0	0	0	0	0	0	0	1	0
Thomas Hickey	1	0	0	0	0	0	0	0	0	0	0	0
Adam Pelech	1	0	0	0	-2	0	0	0	0	0	0	0
Shane Prince	1	0	0	0	-2	0	0	0	0	0	0	0
Ryan Pulock	1	0	0	0	-1	0	0	0	0	0	1	0
Brian Strait	1	0	0	0	-1	0	0	0	0	0	2	0

Power Play: 1 - 3 (33.3%) **Penalty Killing:** 5 - 6 (83.3%)

Goaltender	GP	Min	GA	GAA	SO	W	L	OT	SA	SV%
Thomas Greiss	2	119	3	1.52	0	1	1	0	65	.954
Christopher Gibson	1	63	4	3.82	0	0	0	1	26	.846

@ BUF	RANGERS	SABRES	ATTENDANCE	GOALTENDERS	W. GOAL
Mar 8, 2016	4	2	18,651	Antti Raanta / Robin Lehner	Jesper Fast

@ NYR	RANGERS	SABRES	ATTENDANCE	GOALTENDERS	W. GOAL
Jan 25, 2016	6	3	18,006	Henrik Lundqvist / Chad Johnson	J.T. Miller
Apr 2, 2016	3	4	18,006	Chad Johnson / Antti Raanta	Matt Moulson

SABRES INDIVIDUAL SCORING

Player	GP	G	A	P	+/-	PIM	PP	SH	GW	EN	S	%
Jack Eichel	3	0	4	4	0	2	0	0	0	0	5	0
Zemgus Girgensons	3	3	0	3	2	0	0	0	0	0	6	50
Brian Gionta	3	1	2	3	0	0	0	0	0	0	6	16.7
Zach Bogosian	3	0	3	3	0	2	0	0	0	0	9	0
Ryan O'Reilly	2	2	0	2	-2	0	0	0	0	0	3	66.7
Johan Larsson	3	1	1	2	1	0	0	0	0	0	2	50
Matt Moulson	3	1	1	2	2	0	0	0	1	0	6	16.7
Sam Reinhart	2	1	0	1	-1	0	0	0	0	0	4	25
Marcus Foligno	3	0	1	1	0	10	0	0	0	0	10	0
Cal O'Reilly	3	0	1	1	-2	0	0	0	0	0	1	0
Mark Pysyk	3	0	1	1	-2	4	0	0	0	0	2	0
David Legwand	3	0	0	0	-1	2	0	0	0	0	0	0
Jake McCabe	3	0	0	0	3	0	0	0	0	0	1	0
Rasmus Ristolainen	3	0	0	0	-4	2	0	0	0	0	9	0
Nicolas Deslauriers	2	0	0	0	-2	0	0	0	0	0	4	0
Josh Gorges	2	0	0	0	1	0	0	0	0	0	1	0
Evander Kane	2	0	0	0	-4	0	0	0	0	0	9	0
Daniel Catenacci	1	0	0	0	0	0	0	0	0	0	0	0
Carlo Colaiacovo	1	0	0	0	-2	0	0	0	0	0	0	0
Hudson Fasching	1	0	0	0	1	0	0	0	0	0	3	0
Cody Franson	1	0	0	0	0	4	0	0	0	0	1	0
Jamie McGinn	1	0	0	0	-2	0	0	0	0	0	1	0
Casey Nelson	1	0	0	0	-1	2	0	0	0	0	1	0
Tim Schaller	1	0	0	0	0	0	0	0	0	0	1	0
Mike Weber	1	0	0	0	1	0	0	0	0	0	1	0

Power Play: 0 - 5 (0%) **Penalty Killing:** 7 - 9 (77.8%)

Goaltender	GP	Min	GA	GAA	SO	W	L	OT	SA	SV%
Chad Johnson	3	151	8	3.18	0	1	1	0	79	.899
Robin Lehner	1	26	3	6.90	0	0	1	0	14	.786

RANGERS INDIVIDUAL SCORING

Player	GP	G	A	P	+/-	PIM	PP	SH	GW	EN	S	%
Derick Brassard	3	3	5	8	6	0	1	0	0	1	12	25
Mats Zuccarello	3	2	2	4	0	0	1	0	0	0	9	22.2
Jesper Fast	3	1	3	4	3	2	0	0	1	0	5	20
J.T. Miller	3	3	0	3	4	0	0	0	1	1	6	50
Derek Stepan	3	1	2	3	-3	4	0	0	0	0	11	9.1
Kevin Klein	3	0	3	3	-2	0	0	0	0	0	5	0
Kevin Hayes	3	1	1	2	1	0	0	0	0	0	4	25
Keith Yandle	3	0	2	2	2	0	0	0	0	0	7	0
Viktor Stalberg	3	1	0	1	0	2	0	0	0	0	3	33.3
Dylan McIlrath	1	1	0	1	2	0	0	0	0	0	3	33.3
Chris Kreider	3	0	1	1	0	0	0	0	0	0	7	0
Ryan McDonagh	3	0	1	1	0	0	0	0	0	0	3	0
Oscar Lindberg	2	0	1	1	1	0	0	0	0	0	1	0
Eric Staal	2	0	1	1	-1	0	0	0	0	0	5	0
Dan Girardi	3	0	0	0	2	0	0	0	0	0	6	0
Tanner Glass	3	0	0	0	-2	0	0	0	0	0	1	0
Dominic Moore	3	0	0	0	-2	2	0	0	0	0	1	0
Dan Boyle	2	0	0	0	0	0	0	0	0	0	0	0
Marc Staal	2	0	0	0	0	0	0	0	0	0	2	0
Rick Nash	1	0	0	0	0	0	0	0	0	0	2	0
Daniel Paille	1	0	0	0	-1	0	0	0	0	0	1	0
Brady Skjei	1	0	0	0	0	0	0	0	0	0	1	0

Power Play: 2 - 9 (22.2%) **Penalty Killing:** 5 - 5 (100%)

Goaltender	GP	Min	GA	GAA	SO	W	L	OT	SA	SV%
Henrik Lundqvist	2	81	6	4.46	0	1	0	0	35	.829
Antti Raanta	2	98	3	1.84	0	1	1	0	51	.941

@ BUF	SENATORS	SABRES	ATTENDANCE	GOALTENDERS	W. GOAL
Oct 8, 2015	3	1	19,070	Craig Anderson / Chad Johnson	Kyle Turris
Mar 18, 2016	1	3	19,070	Chad Johnson / Craig Anderson	Nicolas Deslauriers

@ OTT	SENATORS	SABRES	ATTENDANCE	GOALTENDERS	W. GOAL
Jan 26, 2016	2	3	16,815	Robin Lehner / Craig Anderson	Jack Eichel
Feb 16, 2016	2 (SO)	1	15,893	Craig Anderson / Robin Lehner	Bobby Ryan

SABRES INDIVIDUAL SCORING

Player	GP	G	A	P	+/-	PIM	PP	SH	GW	EN	S	%
Jack Eichel	4	3	2	5	2	0	2	0	1	0	12	25
Evander Kane	3	1	2	3	0	0	0	0	0	0	16	6.2
Sam Reinhart	3	1	1	2	1	0	1	0	0	0	11	9.1
Zemgus Girgensons	4	0	2	2	1	0	0	0	0	0	5	0
Matt Moulson	4	1	0	1	1	0	0	0	0	0	7	14.3
Zach Bogosian	3	1	0	1	3	11	0	0	0	0	7	14.3
Nicolas Deslauriers	3	1	0	1	-1	5	0	0	1	0	3	33.3
Marcus Foligno	4	0	1	1	0	10	0	0	0	0	1	0
Ryan O'Reilly	4	0	1	1	-4	0	0	0	0	0	7	0
Rasmus Ristolainen	4	0	1	1	-2	9	0	0	0	0	12	0
Johan Larsson	4	0	0	0	0	0	0	0	0	0	2	0
David Legwand	4	0	0	0	-2	0	0	0	0	0	4	0
Mark Pysyk	4	0	0	0	-1	2	0	0	0	0	5	0
Cody Franson	3	0	0	0	-2	2	0	0	0	0	5	0
Brian Gionta	3	0	0	0	-2	0	0	0	0	0	4	0
Josh Gorges	3	0	0	0	-1	4	0	0	0	0	3	0
Jake McCabe	3	0	0	0	2	0	0	0	0	0	5	0
Jamie McGinn	3	0	0	0	-2	2	0	0	0	0	3	0
Cal O'Reilly	2	0	0	0	-1	0	0	0	0	0	0	0
Mike Weber	2	0	0	0	-1	2	0	0	0	0	1	0
Justin Bailey	1	0	0	0	0	0	0	0	0	0	3	0
Carlo Colaiacovo	1	0	0	0	-2	0	0	0	0	0	0	0
Tyler Ennis	1	0	0	0	-1	0	0	0	0	0	3	0
Chad Ruhwedel	1	0	0	0	0	2	0	0	0	0	1	0
Tim Schaller	1	0	0	0	0	0	0	0	0	0	2	0

Power Play: 3 - 10 (30%) **Penalty Killing:** 8 - 8 (100%)

Goaltender	GP	Min	GA	GAA	SO	W	L	OT	SA	SV%
Robin Lehner	3	152	4	1.57	0	1	0	1	74	.946
Chad Johnson	2	91	2	1.31	0	1	1	0	42	.952

SENATORS INDIVIDUAL SCORING

Player	GP	G	A	P	+/-	PIM	PP	SH	GW	EN	S	%
Mike Hoffman	4	0	3	3	2	2	0	0	0	0	14	0
Mika Zibanejad	4	0	3	3	5	0	0	0	0	0	6	0
Kyle Turris	2	2	0	2	2	0	0	0	1	0	3	66.7
Bobby Ryan	4	1	1	2	1	2	0	0	0	0	10	10
Mark Stone	4	0	2	2	1	2	0	0	0	0	10	0
Alex Chiasson	4	1	0	1	0	5	0	0	0	0	1	100
Erik Karlsson	4	1	0	1	2	2	0	0	0	0	23	4.3
Curtis Lazar	4	1	0	1	-2	2	0	0	0	1	4	25
Ryan Dzingel	2	1	0	1	1	0	0	0	0	0	1	100
Cody Ceci	4	0	1	1	-1	0	0	0	0	0	8	0
Chris Neil	4	0	1	1	0	17	0	0	0	0	2	0
Chris Wideman	3	0	1	1	0	2	0	0	0	0	3	0
Patrick Wiercioch	3	0	1	1	3	2	0	0	0	0	4	0
Shane Prince	1	0	1	1	1	0	0	0	0	0	2	0
Jean-Gabriel Pageau	4	0	0	0	-1	2	0	0	0	0	2	0
Zack Smith	4	0	0	0	-2	7	0	0	0	0	3	0
Marc Methot	3	0	0	0	2	0	0	0	0	0	4	0
Mark Borowiecki	2	0	0	0	0	0	0	0	0	0	2	0
Jared Cowen	2	0	0	0	0	0	0	0	0	0	2	0
Nick Paul	2	0	0	0	0	0	0	0	0	0	5	0
Dion Phaneuf	2	0	0	0	-2	6	0	0	0	0	5	0
Scott Gomez	1	0	0	0	0	0	0	0	0	0	0	0
Michael Kostka	1	0	0	0	0	0	0	0	0	0	0	0
Clarke MacArthur	1	0	0	0	0	0	0	0	0	0	1	0
Max McCormick	1	0	0	0	-1	0	0	0	0	0	1	0
Milan Michalek	1	0	0	0	0	0	0	0	0	0	1	0
Matt Puempel	1	0	0	0	0	0	0	0	0	0	0	0

Power Play: 0 - 8 (0%) **Penalty Killing:** 7 - 10 (70%)

Goaltender	GP	Min	GA	GAA	SO	W	L	OT	SA	SV%
Craig Anderson	4	242	8	1.99	0	2	2	0	122	.934

SEASON IN REVIEW
PHILADELPHIA FLYERS

@ BUF	FLYERS	SABRES	ATTENDANCE	GOALTENDERS	W. GOAL
Oct 30, 2015	1	3	18,023	Linus Ullmark / Michal Neuvirth	Ryan O'Reilly

@ PHI	FLYERS	SABRES	ATTENDANCE	GOALTENDERS	W. GOAL
Oct 27, 2015	3	4 (OT)	19,432	Chad Johnson / Steve Mason	Zemgus Girgensons
Feb 11, 2016	5	1	19,019	Steve Mason / Robin Lehner	Brayden Schenn

SABRES INDIVIDUAL SCORING

Player	GP	G	A	P	+/-	PIM	PP	SH	GW	EN	S	%
Ryan O'Reilly	3	1	3	4	2	2	1	0	1	0	6	16.7
Johan Larsson	2	0	3	3	3	0	0	0	0	0	8	0
Jamie McGinn	3	2	0	2	-1	0	1	0	0	0	7	28.6
Jake McCabe	3	1	1	2	1	19	0	0	0	0	3	33.3
Cody Franson	3	0	2	2	1	2	0	0	0	0	6	0
Brian Gionta	3	0	2	2	-3	0	0	0	0	0	8	0
Nicolas Deslauriers	3	1	0	1	1	2	0	0	0	0	4	25
Jack Eichel	3	1	0	1	1	0	0	0	0	0	16	6.2
Zemgus Girgensons	2	1	0	1	0	0	0	0	1	0	7	14.3
Tyler Ennis	1	1	0	1	1	0	0	0	0	0	4	25
Marcus Foligno	3	0	1	1	-3	14	0	0	0	0	0	0
Mark Pysyk	3	0	1	1	-2	0	0	0	0	0	2	0
Carlo Colaiacovo	2	0	1	1	1	0	0	0	0	0	4	0
Josh Gorges	3	0	0	0	-3	15	0	0	0	0	2	0
David Legwand	3	0	0	0	-3	0	0	0	0	0	6	0
Matt Moulson	3	0	0	0	-1	2	0	0	0	0	5	0
Sam Reinhart	3	0	0	0	-2	0	0	0	0	0	5	0
Rasmus Ristolainen	3	0	0	0	-3	0	0	0	0	0	9	0
Justin Bailey	1	0	0	0	-2	0	0	0	0	0	7	0
Zach Bogosian	1	0	0	0	-2	2	0	0	0	0	1	0
Daniel Catenacci	1	0	0	0	0	0	0	0	0	0	0	0
Evander Kane	1	0	0	0	-2	0	0	0	0	0	8	0
Tim Schaller	1	0	0	0	-1	0	0	0	0	0	0	0

Power Play: 2 - 14 (14.3%) **Penalty Killing:** 9 - 9 (100%)

Goaltender	GP	Min	GA	GAA	SO	W	L	OT	SA	SV%
Chad Johnson	1	62	3	2.88	0	1	0	0	33	.909
Linus Ullmark	1	60	1	1.00	0	1	0	0	28	.964
Robin Lehner	1	60	5	5.00	0	0	1	0	28	.821

FLYERS INDIVIDUAL SCORING

Player	GP	G	A	P	+/-	PIM	PP	SH	GW	EN	S	%
Brayden Schenn	3	3	0	3	2	0	0	0	1	0	8	37.5
Mark Streit	3	1	2	3	3	4	0	0	0	0	7	14.3
Michael Raffl	3	1	1	2	3	2	0	0	0	0	3	33.3
R.J. Umberger	3	1	1	2	2	0	0	0	0	0	5	20
Nick Cousins	1	1	1	2	3	0	0	0	0	0	2	50
Sam Gagner	3	0	2	2	2	0	0	0	0	0	7	0
Luke Schenn	2	0	2	2	0	5	0	0	0	0	0	0
Wayne Simmonds	3	1	0	1	-1	10	0	0	0	0	8	12.5
Chris VandeVelde	3	1	0	1	1	0	0	0	0	0	4	25
Claude Giroux	3	0	1	1	-1	4	0	0	0	0	1	0
Jakub Voracek	3	0	1	1	-1	2	0	0	0	0	12	0
Ryan White	3	0	1	1	0	2	0	0	0	0	2	0
Scott Laughton	2	0	1	1	0	0	0	0	0	0	5	0
Shayne Gostisbehere	1	0	1	1	1	0	0	0	0	0	2	0
Michael Del Zotto	3	0	0	0	1	4	0	0	0	0	7	0
Radko Gudas	3	0	0	0	2	19	0	0	0	0	3	0
Nick Schultz	3	0	0	0	0	2	0	0	0	0	1	0
Pierre-Edouard Bellemare	2	0	0	0	0	0	0	0	0	0	1	0
Evgeny Medvedev	2	0	0	0	-1	2	0	0	0	0	4	0
Matt Read	2	0	0	0	0	0	0	0	0	0	3	0
Vincent Lecavalier	1	0	0	0	0	2	0	0	0	0	1	0
Brandon Manning	1	0	0	0	1	2	0	0	0	0	1	0
Jordan Weal	1	0	0	0	1	0	0	0	0	0	2	0

Power Play: 0 - 9 (0%) **Penalty Killing:** 12 - 14 (85.7%)

Goaltender	GP	Min	GA	GAA	SO	W	L	OT	SA	SV%
Steve Mason	2	122	5	2.46	0	1	0	1	82	.939
Michal Neuvirth	1	58	3	3.12	0	0	1	0	36	.917

@ BUF	PENGUINS	SABRES	ATTENDANCE	GOALTENDERS	W. GOAL
Feb 21, 2016	4	3	19,070	Marc-Andre Fleury / Robin Lehner	Matt Cullen

@ PIT	PENGUINS	SABRES	ATTENDANCE	GOALTENDERS	W. GOAL
Oct 29, 2015	4	3	18,415	Jeff Zatkoff / Chad Johnson	Evgeni Malkin
Mar 29, 2016	5 (SO)	4	18,513	Matt Murray / Chad Johnson	Kris Letang

SABRES INDIVIDUAL SCORING

Player	GP	G	A	P	+/-	PIM	PP	SH	GW	EN	S	%
Zach Bogosian	2	3	2	5	1	0	2	0	0	0	7	42.9
Ryan O'Reilly	2	1	3	4	1	0	0	1	0	0	7	14.3
Matt Moulson	3	2	1	3	-1	0	1	0	0	0	7	28.6
Rasmus Ristolainen	3	0	3	3	-4	2	0	0	0	0	12	0
Brian Gionta	3	1	1	2	-2	0	1	0	0	0	9	11.1
Johan Larsson	3	0	2	2	-4	0	0	0	0	0	7	0
Casey Nelson	1	0	2	2	-2	0	0	0	0	0	0	0
Nicolas Deslauriers	3	1	0	1	-2	0	0	0	0	0	3	33.3
Jake McCabe	3	1	0	1	1	0	0	0	0	0	3	33.3
Jamie McGinn	2	1	0	1	0	0	0	0	0	0	10	10
David Legwand	3	0	1	1	2	2	0	0	0	0	5	0
Mark Pysyk	3	0	1	1	0	2	0	0	0	0	4	0
Tim Schaller	1	0	1	1	1	0	0	0	0	0	2	0
Jack Eichel	3	0	0	0	-1	2	0	0	0	0	11	0
Marcus Foligno	3	0	0	0	-2	0	0	0	0	0	4	0
Zemgus Girgensons	3	0	0	0	-1	0	0	0	0	0	1	0
Josh Gorges	3	0	0	0	-2	2	0	0	0	0	3	0
Sam Reinhart	3	0	0	0	-3	0	0	0	0	0	4	0
Mike Weber	2	0	0	0	0	2	0	0	0	0	2	0
Justin Bailey	1	0	0	0	-1	0	0	0	0	0	2	0
Hudson Fasching	1	0	0	0	0	4	0	0	0	0	1	0
Cody Franson	1	0	0	0	-1	0	0	0	0	0	4	0
Evander Kane	1	0	0	0	-2	2	0	0	0	0	2	0
Cal O'Reilly	1	0	0	0	-2	0	0	0	0	0	0	0

Power Play: 4 - 8 (50%) **Penalty Killing:** 7 - 8 (87.5%)

Goaltender	GP	Min	GA	GAA	SO	W	L	OT	SA	SV%
Chad Johnson	2	123	8	3.90	0	0	1	1	75	.893
Robin Lehner	1	59	4	4.09	0	0	1	0	31	.871

PENGUINS INDIVIDUAL SCORING

Player	GP	G	A	P	+/-	PIM	PP	SH	GW	EN	S	%
Sidney Crosby	3	0	4	4	3	0	0	0	0	0	8	0
Kris Letang	3	0	4	4	2	2	0	0	0	0	15	0
Patric Hornqvist	3	2	1	3	1	2	0	0	0	0	10	20
Ben Lovejoy	2	2	1	3	2	4	0	0	0	0	5	40
Matt Cullen	3	1	1	2	2	0	0	1	1	0	6	16.7
Phil Kessel	3	1	1	2	-1	0	0	0	0	0	11	9.1
Tom Kuhnhackl	2	1	1	2	2	0	0	1	0	0	4	25
Evgeni Malkin	1	1	1	2	0	0	1	0	1	0	2	50
Carl Hagelin	2	0	2	2	2	2	0	0	0	0	4	0
Nick Bonino	2	1	0	1	-1	0	0	1	0	0	6	16.7
Conor Sheary	2	1	0	1	1	2	0	0	0	0	2	50
Pascal Dupuis	1	1	0	1	2	0	0	0	0	0	2	50
Scott Wilson	1	1	0	1	1	0	0	0	0	0	1	100
Beau Bennett	2	0	1	1	0	0	0	0	0	0	4	0
Trevor Daley	2	0	1	1	0	0	0	0	0	0	7	0
Olli Maatta	2	0	1	1	2	2	0	0	0	0	3	0
Derrick Pouliot	2	0	1	1	1	0	0	0	0	0	2	0
Bryan Rust	2	0	1	1	1	0	0	0	0	0	3	0
Ian Cole	3	0	0	0	2	0	0	0	0	0	0	0
Chris Kunitz	3	0	0	0	0	2	0	0	0	0	3	0
Brian Dumoulin	2	0	0	0	1	0	0	0	0	0	0	0
Kevin Porter	2	0	0	0	-1	0	0	0	0	0	1	0
Eric Fehr	1	0	0	0	0	2	0	0	0	0	1	0
David Perron	1	0	0	0	-1	0	0	0	0	0	2	0
Justin Schultz	1	0	0	0	1	0	0	0	0	0	1	0
Rob Scuderi	1	0	0	0	0	0	0	0	0	0	2	0
Daniel Sprong	1	0	0	0	0	0	0	0	0	0	1	0
Oskar Sundqvist	1	0	0	0	0	0	0	0	0	0	0	0

Power Play: 1 - 8 (12.5%) **Penalty Killing:** 4 - 8 (50%)

Goaltender	GP	Min	GA	GAA	SO	W	L	OT	SA	SV%
Marc-Andre Fleury	1	60	3	3.00	0	1	0	0	27	.889
Jeff Zatkoff	1	60	3	3.00	0	1	0	0	53	.943
Matthew Murray	1	65	4	3.69	0	1	0	0	30	.867

@ BUF	SHARKS	SABRES	ATTENDANCE	GOALTENDERS	W. GOAL
Nov 14, 2015	2 (OT)	1	18,611	Martin Jones / Chad Johnson	Patrick Marleau

@ SJS	SHARKS	SABRES	ATTENDANCE	GOALTENDERS	W. GOAL
Feb 26, 2016	1	3	17,562	Chad Johnson / Martin Jones	Zach Bogosian

SABRES INDIVIDUAL SCORING

Player	GP	G	A	P	+/-	PIM	PP	SH	GW	EN	S	%
Zach Bogosian	1	1	1	2	3	0	0	0	1	0	1	100
Johan Larsson	2	1	0	1	0	0	0	0	0	0	4	25
Evander Kane	1	1	0	1	0	0	0	0	0	1	1	100
Ryan O'Reilly	1	1	0	1	1	0	0	0	0	0	6	16.7
Brian Gionta	2	0	1	1	2	0	0	0	0	0	3	0
Zemgus Girgensons	2	0	1	1	0	0	0	0	0	0	8	0
Josh Gorges	2	0	1	1	-1	0	0	0	0	0	0	0
Sam Reinhart	2	0	1	1	2	0	0	0	0	0	3	0
Rasmus Ristolainen	2	0	1	1	-1	0	0	0	0	0	4	0
Carlo Colaiacovo	2	0	0	0	0	4	0	0	0	0	0	0
Nicolas Deslauriers	2	0	0	0	0	0	0	0	0	0	1	0
Jack Eichel	2	0	0	0	0	0	0	0	0	0	2	0
Marcus Foligno	2	0	0	0	1	0	0	0	0	0	3	0
David Legwand	2	0	0	0	0	0	0	0	0	0	1	0
Jake McCabe	2	0	0	0	4	2	0	0	0	0	2	0
Jamie McGinn	2	0	0	0	0	0	0	0	0	0	3	0
Matt Moulson	2	0	0	0	1	0	0	0	0	0	4	0
Mark Pysyk	2	0	0	0	0	0	0	0	0	0	2	0
Justin Bailey	1	0	0	0	0	0	0	0	0	0	2	0
Tyler Ennis	1	0	0	0	0	0	0	0	0	0	3	0
Cody Franson	1	0	0	0	0	0	0	0	0	0	0	0

Power Play: 0 - 3 (0%) **Penalty Killing:** 2 - 3 (66.7%)

Goaltender	GP	Min	GA	GAA	SO	W	L	OT	SA	SV%
Chad Johnson	2	123	3	1.46	0	1	0	1	57	.947

SHARKS INDIVIDUAL SCORING

Player	GP	G	A	P	+/-	PIM	PP	SH	GW	EN	S	%
Marc-Edouard Vlasic	2	2	1	3	1	2	1	0	0	0	7	28.6
Patrick Marleau	2	1	0	1	-1	0	0	0	1	0	8	12.5
Brent Burns	2	0	1	1	-3	0	0	0	0	0	5	0
Tomas Hertl	2	0	1	1	0	0	0	0	0	0	5	0
Matt Nieto	2	0	1	1	-1	0	0	0	0	0	3	0
Joe Pavelski	2	0	1	1	-1	2	0	0	0	0	2	0
Justin Braun	2	0	0	0	1	0	0	0	0	0	2	0
Brenden Dillon	2	0	0	0	-1	0	0	0	0	0	4	0
Joonas Donskoi	2	0	0	0	-1	0	0	0	0	0	2	0
Melker Karlsson	2	0	0	0	0	0	0	0	0	0	2	0
Paul Martin	2	0	0	0	-1	0	0	0	0	0	2	0
Joe Thornton	2	0	0	0	-1	0	0	0	0	0	1	0
Chris Tierney	2	0	0	0	0	0	0	0	0	0	1	0
Joel Ward	2	0	0	0	-2	0	0	0	0	0	4	0
Mike Brown	1	0	0	0	0	0	0	0	0	0	0	0
Logan Couture	1	0	0	0	-2	0	0	0	0	0	1	0
Nikolay Goldobin	1	0	0	0	0	0	0	0	0	0	0	0
Mirco Mueller	1	0	0	0	0	0	0	0	0	0	0	0
Roman Polak	1	0	0	0	-1	0	0	0	0	0	5	0
Nick Spaling	1	0	0	0	0	0	0	0	0	0	1	0
Tommy Wingels	1	0	0	0	0	0	0	0	0	0	2	0
Dainius Zubrus	1	0	0	0	0	0	0	0	0	0	0	0

Power Play: 1 - 3 (33.3%) **Penalty Killing:** 3 - 3 (100%)

Goaltender	GP	Min	GA	GAA	SO	W	L	OT	SA	SV%
Martin Jones	2	122	3	1.48	0	1	1	0	52	.942

@ BUF	BLUES	SABRES	ATTENDANCE	GOALTENDERS	W. GOAL
Nov 23, 2015	2	1	17,563	Jake Allen / Linus Ullmark	Robby Fabbri

@ STL	BLUES	SABRES	ATTENDANCE	GOALTENDERS	W. GOAL
Nov 19, 2015	3 (SO)	2	17,359	Jake Allen / Linus Ullmark	Alexander Steen

SABRES INDIVIDUAL SCORING

Player	GP	G	A	P	+/-	PIM	PP	SH	GW	EN	S	%
David Legwand	2	1	0	1	1	0	0	0	0	0	2	50
Ryan O'Reilly	2	1	0	1	1	0	0	0	0	0	8	12.5
Sam Reinhart	2	1	0	1	0	0	0	0	0	0	6	16.7
Jack Eichel	2	0	1	1	0	0	0	0	0	0	7	0
Brian Gionta	2	0	1	1	1	0	0	0	0	0	4	0
Matt Moulson	2	0	1	1	1	0	0	0	0	0	0	0
Rasmus Ristolainen	2	0	1	1	2	0	0	0	0	0	5	0
Zach Bogosian	2	0	0	0	-1	0	0	0	0	0	0	0
Carlo Colaiacovo	2	0	0	0	0	0	0	0	0	0	1	0
Nicolas Deslauriers	2	0	0	0	1	0	0	0	0	0	0	0
Tyler Ennis	2	0	0	0	-1	5	0	0	0	0	7	0
Marcus Foligno	2	0	0	0	0	5	0	0	0	0	1	0
Cody Franson	2	0	0	0	0	0	0	0	0	0	6	0
Josh Gorges	2	0	0	0	2	0	0	0	0	0	3	0
Evander Kane	2	0	0	0	0	0	0	0	0	0	6	0
Johan Larsson	2	0	0	0	-1	0	0	0	0	0	2	0
Jake McCabe	2	0	0	0	-1	2	0	0	0	0	0	0
Jamie McGinn	2	0	0	0	0	0	0	0	0	0	1	0

Power Play: 0 - 7 (0%) **Penalty Killing:** 1 - 3 (33.3%)

Goaltender	GP	Min	GA	GAA	SO	W	L	OT	SA	SV%
Linus Ullmark	2	124	4	1.94	0	0	1	1	55	.927

BLUES INDIVIDUAL SCORING

Player	GP	G	A	P	+/-	PIM	PP	SH	GW	EN	S	%
Kevin Shattenkirk	2	1	1	2	1	0	1	0	0	0	6	16.7
Vladimir Tarasenko	2	1	1	2	-1	0	1	0	0	0	4	25
David Backes	2	0	2	2	1	4	0	0	0	0	1	0
Alexander Steen	2	0	2	2	-2	0	0	0	0	0	3	0
Troy Brouwer	2	1	0	1	2	0	0	0	0	0	4	25
Robby Fabbri	2	1	0	1	1	0	0	0	1	0	6	16.7
Robert Bortuzzo	2	0	0	0	0	7	0	0	0	0	3	0
Jay Bouwmeester	2	0	0	0	-2	0	0	0	0	0	2	0
Kyle Brodziak	2	0	0	0	-1	2	0	0	0	0	1	0
Carl Gunnarsson	2	0	0	0	1	4	0	0	0	0	2	0
Dmitrij Jaskin	2	0	0	0	-1	0	0	0	0	0	3	0
Jori Lehtera	2	0	0	0	-1	0	0	0	0	0	5	0
Steve Ott	2	0	0	0	0	0	0	0	0	0	2	0
Magnus Paajarvi	2	0	0	0	-1	0	0	0	0	0	3	0
Alex Pietrangelo	2	0	0	0	-2	0	0	0	0	0	3	0
Joel Edmundson	1	0	0	0	0	0	0	0	0	0	2	0
Scott Gomez	1	0	0	0	0	2	0	0	0	0	0	0
Colton Parayko	1	0	0	0	0	0	0	0	0	0	1	0
Paul Stastny	1	0	0	0	0	0	0	0	0	0	1	0
Scottie Upshall	1	0	0	0	0	0	0	0	0	0	3	0
Jeremy Welsh	1	0	0	0	0	0	0	0	0	0	0	0

Power Play: 2 - 3 (66.7%) **Penalty Killing:** 7 - 7 (100%)

Goaltender	GP	Min	GA	GAA	SO	W	L	OT	SA	SV%
Jake Allen	2	125	3	1.44	0	2	0	0	59	.949

@ BUF	LIGHTNING	SABRES	ATTENDANCE	GOALTENDERS	W. GOAL
Oct 10, 2015	4	1	17,739	Ben Bishop / Chad Johnson	Nikita Kucherov
Nov 5, 2015	4	1	18,161	Andrei Vasilevskiy / Linus Ullmark	Tyler Johnson

@ TBL	LIGHTNING	SABRES	ATTENDANCE	GOALTENDERS	W. GOAL
Oct 17, 2015	2	1	19,092	Ben Bishop / Chad Johnson	Alex Killorn
Nov 10, 2015	1	4	19,092	Chad Johnson / Andrei Vasilevskiy	Cody Franson

SABRES INDIVIDUAL SCORING

Player	GP	G	A	P	+/-	PIM	PP	SH	GW	EN	S	%
Jack Eichel	4	2	1	3	0	4	1	0	0	0	18	11.1
Tyler Ennis	4	0	3	3	-2	0	0	0	0	0	12	0
Nicolas Deslauriers	4	1	1	2	-1	0	0	0	0	0	4	25
Cody Franson	4	1	1	2	-1	4	0	0	1	0	6	16.7
Sam Reinhart	4	1	1	2	0	0	0	0	0	0	7	14.3
Marcus Foligno	4	1	0	1	1	4	0	0	0	0	3	33.3
Rasmus Ristolainen	4	1	0	1	-3	0	0	0	0	1	10	10
Josh Gorges	4	0	1	1	-1	2	0	0	0	0	2	0
David Legwand	4	0	1	1	-2	2	0	0	0	0	3	0
Mike Weber	3	0	1	1	-2	4	0	0	0	0	3	0
Zemgus Girgensons	4	0	0	0	-1	2	0	0	0	0	8	0
Jamie McGinn	4	0	0	0	-1	0	0	0	0	0	8	0
Matt Moulson	4	0	0	0	-2	2	0	0	0	0	5	0
Ryan O'Reilly	4	0	0	0	-1	2	0	0	0	0	12	0
Mark Pysyk	4	0	0	0	1	0	0	0	0	0	1	0
Brian Gionta	3	0	0	0	-2	2	0	0	0	0	2	0
Johan Larsson	3	0	0	0	1	0	0	0	0	0	1	0
Jake McCabe	3	0	0	0	0	0	0	0	0	0	3	0
Carlo Colaiacovo	2	0	0	0	1	0	0	0	0	0	2	0
Evander Kane	2	0	0	0	-1	0	0	0	0	0	5	0

Power Play: 1 - 10 (10%) **Penalty Killing:** 13 - 15 (86.7%)

Goaltender	GP	Min	GA	GAA	SO	W	L	OT	SA	SV%
Chad Johnson	4	216	7	1.95	0	1	2	0	94	.926
Linus Ullmark	1	20	3	9.00	0	0	1	0	11	.727

LIGHTNING INDIVIDUAL SCORING

Player	GP	G	A	P	+/-	PIM	PP	SH	GW	EN	S	%
Nikita Kucherov	4	2	2	4	1	0	0	0	1	0	11	18.2
Steven Stamkos	4	3	0	3	2	4	1	0	0	0	13	23.1
Tyler Johnson	4	1	2	3	2	0	0	0	1	0	10	10
Alex Killorn	4	1	1	2	2	0	1	0	1	0	6	16.7
Vladislav Namestnikov	4	1	1	2	2	0	0	0	0	0	4	25
Victor Hedman	3	1	1	2	2	0	0	0	0	1	7	14.3
Braydon Coburn	4	0	2	2	0	2	0	0	0	0	2	0
Valtteri Filppula	4	0	2	2	0	0	0	0	0	0	2	0
Ondrej Palat	3	0	2	2	2	0	0	0	0	0	6	0
J.T. Brown	4	1	0	1	1	0	0	0	0	0	4	25
Erik Condra	3	1	0	1	-2	2	0	0	0	0	4	25
Ryan Callahan	4	0	1	1	0	0	0	0	0	0	2	0
Jason Garrison	4	0	1	1	1	2	0	0	0	0	4	0
Anton Stralman	4	0	1	1	2	0	0	0	0	0	7	0
Andrej Sustr	4	0	1	1	0	4	0	0	0	0	3	0
Brian Boyle	4	0	0	0	-1	0	0	0	0	0	6	0
Matthew Carle	3	0	0	0	0	2	0	0	0	0	8	0
Jonathan Drouin	3	0	0	0	-1	2	0	0	0	0	2	0
Cedric Paquette	3	0	0	0	1	2	0	0	0	0	5	0
Slater Koekkoek	1	0	0	0	-1	0	0	0	0	0	0	0
Nikita Nesterov	1	0	0	0	1	0	0	0	0	0	0	0

Power Play: 2 - 15 (13.3%) **Penalty Killing:** 9 - 10 (90%)

Goaltender	GP	Min	GA	GAA	SO	W	L	OT	SA	SV%
Ben Bishop	2	120	2	1.00	0	2	0	0	57	.965
Andrei Vasilevskiy	2	117	4	2.05	0	1	1	0	57	.930

@ BUF	MAPLE LEAFS	SABRES	ATTENDANCE	GOALTENDERS	W. GOAL
Oct 21, 2015	1	2 (SO)	17,762	Chad Johnson / Jonathan Bernier	Matt Moulson
Mar 31, 2016	1	4	18,873	Chad Johnson / Garret Sparks	Cal O'Reilly

@ TOR	MAPLE LEAFS	SABRES	ATTENDANCE	GOALTENDERS	W. GOAL
Mar 7, 2016	3	4 (SO)	18,950	Chad Johnson / Garret Sparks	Sam Reinhart
Mar 19, 2016	4	1	18,829	Garret Sparks / Chad Johnson	Connor Carrick

SABRES INDIVIDUAL SCORING

Player	GP	G	A	P	+/-	PIM	PP	SH	GW	EN	S	%
Evander Kane	3	2	1	3	-2	4	0	0	0	0	8	25
Cal O'Reilly	3	2	1	3	3	0	1	0	1	0	4	50
Johan Larsson	4	2	0	2	1	2	0	0	0	1	7	28.6
Brian Gionta	4	1	1	2	-1	2	0	0	0	0	13	7.7
Jack Eichel	3	1	1	2	0	2	0	0	0	0	15	6.7
Marcus Foligno	4	0	2	2	2	6	0	0	0	0	7	0
Sam Reinhart	4	0	2	2	-1	0	0	0	0	0	4	0
Mark Pysyk	4	1	0	1	1	0	0	0	0	0	4	25
Josh Gorges	4	0	1	1	1	4	0	0	0	0	4	0
Jake McCabe	4	0	1	1	0	10	0	0	0	0	3	0
Matt Moulson	4	0	1	1	2	0	0	0	0	0	7	0
Zach Bogosian	3	0	1	1	-2	4	0	0	0	0	6	0
David Legwand	3	0	1	1	1	0	0	0	0	0	1	0
Ryan O'Reilly	3	0	1	1	-1	0	0	0	0	0	5	0
Nicolas Deslauriers	4	0	0	0	-1	10	0	0	0	0	3	0
Zemgus Girgensons	4	0	0	0	0	0	0	0	0	0	6	0
Rasmus Ristolainen	4	0	0	0	1	2	0	0	0	0	13	0
Daniel Catenacci	2	0	0	0	0	0	0	0	0	0	1	0
Carlo Colaiacovo	2	0	0	0	0	2	0	0	0	0	1	0
Tyler Ennis	1	0	0	0	0	0	0	0	0	0	2	0
Hudson Fasching	1	0	0	0	0	0	0	0	0	0	1	0
Cody Franson	1	0	0	0	-1	0	0	0	0	0	1	0
Jamie McGinn	1	0	0	0	-1	0	0	0	0	0	1	0
Casey Nelson	1	0	0	0	0	2	0	0	0	0	2	0
Mike Weber	1	0	0	0	-1	0	0	0	0	0	1	0

Power Play: 1 - 14 (7.1%) **Penalty Killing:** 7 - 8 (87.5%)

Goaltender	GP	Min	GA	GAA	SO	W	L	OT	SA	SV%
Chad Johnson	4	250	9	2.16	0	3	1	0	114	.921

MAPLE LEAFS INDIVIDUAL SCORING

Player	GP	G	A	P	+/-	PIM	PP	SH	GW	EN	S	%
Pierre-Alexandre Parenteau	3	1	2	3	4	2	0	0	0	0	6	16.7
Milan Michalek	3	1	1	2	0	2	0	0	0	0	3	33.3
William Nylander	3	1	1	2	1	0	0	0	0	0	2	50
Connor Carrick	2	1	1	2	1	0	0	0	1	0	3	33.3
Michael Grabner	4	0	2	2	0	0	0	0	0	0	6	0
Morgan Rielly	4	0	2	2	-1	2	0	0	0	0	8	0
Jake Gardiner	3	0	2	2	0	2	0	0	0	0	6	0
Nikita Soshnikov	2	0	2	2	1	0	0	0	0	0	9	0
Martin Marincin	4	1	0	1	3	0	0	0	0	0	5	20
Brad Boyes	3	1	0	1	-1	0	1	0	0	0	3	33.3
Zach Hyman	2	1	0	1	-1	14	0	0	0	0	6	16.7
Leo Komarov	2	1	0	1	-2	2	0	0	0	0	8	12.5
Brooks Laich	2	1	0	1	0	0	0	0	0	0	2	50
Frank Corrado	3	0	1	1	-2	4	0	0	0	0	2	0
Colin Greening	3	0	1	1	1	0	0	0	0	0	10	0
Ben Smith	2	0	1	1	2	0	0	0	0	0	2	0
Tobias Lindberg	1	0	1	1	0	0	0	0	0	0	0	0
Roman Polak	1	0	1	1	0	2	0	0	0	0	1	0
Nazem Kadri	4	0	0	0	-3	10	0	0	0	0	7	0
Peter Holland	2	0	0	0	0	0	0	0	0	0	3	0
Matt Hunwick	2	0	0	0	-1	4	0	0	0	0	4	0
Mark Arcobello	1	0	0	0	1	0	0	0	0	0	1	0
Tyler Bozak	1	0	0	0	-1	0	0	0	0	0	1	0
TJ Brennan	1	0	0	0	-1	2	0	0	0	0	2	0
Connor Brown	1	0	0	0	0	0	0	0	0	0	1	0
Andrew Campbell	1	0	0	0	0	2	0	0	0	0	0	0
Byron Froese	1	0	0	0	0	0	0	0	0	0	1	0
Frederik Gauthier	1	0	0	0	-1	0	0	0	0	0	0	0
Scott Harrington	1	0	0	0	0	0	0	0	0	0	1	0
Kasperi Kapanen	1	0	0	0	0	0	0	0	0	0	2	0
Josh Leivo	1	0	0	0	-1	0	0	0	0	0	0	0
Joffrey Lupul	1	0	0	0	0	0	0	0	0	0	2	0
Shawn Matthias	1	0	0	0	0	0	0	0	0	0	1	0
Dion Phaneuf	1	0	0	0	0	2	0	0	0	0	1	0
Nick Spaling	1	0	0	0	0	2	0	0	0	0	1	0
Rinat Valiev	1	0	0	0	0	0	0	0	0	0	1	0
James van Riemsdyk	1	0	0	0	-1	0	0	0	0	0	3	0
Daniel Winnik	1	0	0	0	0	0	0	0	0	0	0	0

Power Play: 1 - 8 (12.5%) **Penalty Killing:** 13 - 14 (92.9%)

Goaltender	GP	Min	GA	GAA	SO	W	L	OT	SA	SV%
Garret Sparks	3	182	7	2.31	0	1	1	1	84	.917
Jonathan Bernier	1	65	1	0.92	0	0	0	1	35	.971

@ BUF	CANUCKS	SABRES	ATTENDANCE	GOALTENDERS	W. GOAL
Nov 7, 2015	2	3	19,070	Linus Ullmark / Ryan Miller	Rasmus Ristolainen

@ VAN	CANUCKS	SABRES	ATTENDANCE	GOALTENDERS	W. GOAL
Dec 7, 2015	5	2	18,278	Ryan Miller / Linus Ullmark	Brandon Prust

SABRES INDIVIDUAL SCORING

Player	GP	G	A	P	+/-	PIM	PP	SH	GW	EN	S	%
Rasmus Ristolainen	2	2	0	2	-1	0	1	0	1	0	9	22.2
Brian Gionta	2	1	1	2	-2	0	0	0	0	0	4	25
Jamie McGinn	2	1	1	2	2	2	0	0	0	0	3	33.3
Jack Eichel	2	0	2	2	0	0	0	0	0	0	3	0
Sam Reinhart	2	1	0	1	1	0	0	0	0	0	5	20
Marcus Foligno	2	0	1	1	-2	0	0	0	0	0	1	0
Ryan O'Reilly	2	0	1	1	1	0	0	0	0	0	7	0
Tyler Ennis	1	0	1	1	0	0	0	0	0	0	1	0
Mark Pysyk	1	0	1	1	0	0	0	0	0	0	0	0
Nicolas Deslauriers	2	0	0	0	-2	2	0	0	0	0	1	0
Cody Franson	2	0	0	0	0	0	0	0	0	0	1	0
Zemgus Girgensons	2	0	0	0	0	0	0	0	0	0	0	0
Josh Gorges	2	0	0	0	-1	0	0	0	0	0	2	0
Johan Larsson	2	0	0	0	1	0	0	0	0	0	5	0
David Legwand	2	0	0	0	-3	4	0	0	0	0	0	0
Matt Moulson	2	0	0	0	-1	0	0	0	0	0	3	0
Mike Weber	2	0	0	0	1	7	0	0	0	0	1	0
Zach Bogosian	1	0	0	0	-1	2	0	0	0	0	2	0
Carlo Colaiacovo	1	0	0	0	-1	0	0	0	0	0	1	0
Evander Kane	1	0	0	0	-1	4	0	0	0	0	6	0
Jake McCabe	1	0	0	0	-1	0	0	0	0	0	1	0

Power Play: 1 - 5 (20%) **Penalty Killing:** 7 - 8 (87.5%)

Goaltender	GP	Min	GA	GAA	SO	W	L	OT	SA	SV%
Linus Ullmark	2	120	7	3.50	0	1	1	0	68	.897

CANUCKS INDIVIDUAL SCORING

Player	GP	G	A	P	+/-	PIM	PP	SH	GW	EN	S	%
Radim Vrbata	2	3	0	3	2	0	0	0	0	0	9	33.3
Daniel Sedin	2	0	3	3	0	2	0	0	0	0	7	0
Henrik Sedin	2	2	0	2	-1	0	1	0	0	0	4	50
Chris Higgins	2	1	1	2	2	0	0	0	0	0	8	12.5
Brandon Prust	1	1	1	2	1	0	0	0	1	0	1	100
Ben Hutton	2	0	2	2	-1	0	0	0	0	0	5	0
Adam Cracknell	1	0	2	2	2	0	0	0	0	0	2	0
Derek Dorsett	2	0	1	1	2	5	0	0	0	0	1	0
Alexander Edler	2	0	1	1	1	0	0	0	0	0	4	0
Dan Hamhuis	2	0	1	1	2	0	0	0	0	0	1	0
Sven Baertschi	2	0	0	0	-1	0	0	0	0	0	4	0
Matt Bartkowski	2	0	0	0	0	0	0	0	0	0	3	0
Alexandre Burrows	2	0	0	0	0	4	0	0	0	0	7	0
Jannik Hansen	2	0	0	0	-2	2	0	0	0	0	0	0
Bo Horvat	2	0	0	0	-1	0	0	0	0	0	2	0
Jared McCann	2	0	0	0	2	0	0	0	0	0	0	0
Christopher Tanev	2	0	0	0	1	0	0	0	0	0	0	0
Alex Biega	1	0	0	0	2	0	0	0	0	0	2	0
Brandon Sutter	1	0	0	0	0	0	0	0	0	0	3	0
Jake Virtanen	1	0	0	0	0	4	0	0	0	0	3	0
Yannick Weber	1	0	0	0	-1	0	0	0	0	0	2	0

Power Play: 1 - 8 (12.5%) **Penalty Killing:** 4 - 5 (80%)

Goaltender	GP	Min	GA	GAA	SO	W	L	OT	SA	SV%
Ryan Miller	2	120	5	2.51	0	1	1	0	56	.911

@ BUF	CAPITALS	SABRES	ATTENDANCE	GOALTENDERS	W. GOAL
Dec 28, 2015	2	0	19,070	Braden Holtby / Linus Ullmark	Alex Ovechkin
Jan 16, 2016	1	4	19,070	Chad Johnson / Braden Holtby	Tim Schaller

@ WSH	CAPITALS	SABRES	ATTENDANCE	GOALTENDERS	W. GOAL
Dec 30, 2015	5	2	18,506	Braden Holtby / Chad Johnson	Marcus Johansson

SABRES INDIVIDUAL SCORING

Player	GP	G	A	P	+/-	PIM	PP	SH	GW	EN	S	%
Evander Kane	3	1	1	2	2	4	0	0	0	0	15	6.7
Zemgus Girgensons	2	1	1	2	0	0	0	0	0	0	5	20
Zach Bogosian	3	0	2	2	-2	4	0	0	0	0	5	0
Jack Eichel	3	0	2	2	-2	2	0	0	0	0	11	0
Cody Franson	3	1	0	1	2	0	1	0	0	0	7	14.3
Brian Gionta	3	1	0	1	-1	0	0	0	0	0	5	20
Tim Schaller	1	1	0	1	1	0	0	1	1	0	1	100
Phil Varone	1	1	0	1	0	2	0	0	0	0	1	100
Ryan O'Reilly	3	0	1	1	-2	0	0	0	0	0	7	0
Sam Reinhart	3	0	1	1	-1	2	0	0	0	0	4	0
Rasmus Ristolainen	3	0	1	1	-1	0	0	0	0	0	7	0
Johan Larsson	3	0	0	0	0	2	0	0	0	0	1	0
David Legwand	3	0	0	0	-1	0	0	0	0	0	1	0
Jake McCabe	3	0	0	0	-3	0	0	0	0	0	3	0
Jamie McGinn	3	0	0	0	-2	0	0	0	0	0	7	0
Mike Weber	3	0	0	0	4	2	0	0	0	0	2	0
Nicolas Deslauriers	2	0	0	0	-1	5	0	0	0	0	2	0
Tyler Ennis	2	0	0	0	-1	2	0	0	0	0	2	0
Marcus Foligno	2	0	0	0	0	5	0	0	0	0	1	0
Josh Gorges	2	0	0	0	-3	0	0	0	0	0	0	0
Matt Moulson	2	0	0	0	0	0	0	0	0	0	0	0
Mark Pysyk	1	0	0	0	-1	4	0	0	0	0	0	0

Power Play: 1 - 12 (8.3%) **Penalty Killing:** 7 - 8 (87.5%)

Goaltender	GP	Min	GA	GAA	SO	W	L	OT	SA	SV%
Chad Johnson	2	119	5	2.53	0	1	1	0	76	.934
Linus Ullmark	1	58	2	2.06	0	0	1	0	26	.923

CAPITALS INDIVIDUAL SCORING

Player	GP	G	A	P	+/-	PIM	PP	SH	GW	EN	S	%
Alex Ovechkin	3	3	0	3	1	4	0	0	1	1	18	16.7
Marcus Johansson	3	2	1	3	0	2	1	0	1	0	11	18.2
Evgeny Kuznetsov	3	0	2	2	-1	0	0	0	0	0	9	0
T.J. Oshie	3	0	2	2	2	2	0	0	0	0	5	0
Andre Burakovsky	3	1	0	1	0	0	0	0	0	0	2	50
Justin Williams	3	1	0	1	-3	0	0	0	0	0	8	12.5
Jay Beagle	2	1	0	1	1	2	0	0	0	0	2	50
Nicklas Backstrom	3	0	1	1	1	0	0	0	0	0	7	0
Jason Chimera	3	0	1	1	1	2	0	0	0	0	6	0
Matt Niskanen	3	0	1	1	3	0	0	0	0	0	6	0
Tom Wilson	3	0	1	1	2	13	0	0	0	0	2	0
Karl Alzner	3	0	0	0	2	0	0	0	0	0	5	0
Taylor Chorney	3	0	0	0	1	6	0	0	0	0	3	0
Dmitry Orlov	3	0	0	0	-1	0	0	0	0	0	5	0
Nate Schmidt	3	0	0	0	1	0	0	0	0	0	2	0
Connor Carrick	2	0	0	0	-1	0	0	0	0	0	2	0
Brooks Laich	2	0	0	0	1	0	0	0	0	0	2	0
Michael Latta	2	0	0	0	0	5	0	0	0	0	1	0
Zach Sill	2	0	0	0	0	2	0	0	0	0	6	0
Aaron Ness	1	0	0	0	0	2	0	0	0	0	0	0
Mike Richards	1	0	0	0	0	0	0	0	0	0	1	0

Power Play: 1 - 8 (12.5%) **Penalty Killing:** 11-12 (91.7%)

Goaltender	GP	Min	GA	GAA	SO	W	L	OT	SA	SV%
Braden Holtby	3	147	5	2.04	1	2	1	0	74	.932
Philipp Grubauer	1	33	1	1.83	0	0	0	0	13	.923

@ BUF	JETS	SABRES	ATTENDANCE	GOALTENDERS	W. GOAL
Mar 26, 2016	2	3	19,070	Chad Johnson / Michael Hutchinson	Jack Eichel

@ WPG	JETS	SABRES	ATTENDANCE	GOALTENDERS	W. GOAL
Jan 10, 2016	2	4	15,294	Linus Ullmark / Connor Hellebuyck	Marcus Foligno

SABRES INDIVIDUAL SCORING

Player	GP	G	A	P	+/-	PIM	PP	SH	GW	EN	S	%
Sam Reinhart	2	4	1	5	4	0	1	0	0	1	10	40
Jack Eichel	2	1	1	2	2	0	0	0	1	0	4	25
Marcus Foligno	2	1	0	1	0	0	0	0	1	0	4	25
Hudson Fasching	1	1	0	1	1	0	0	0	0	0	2	50
Brian Gionta	2	0	1	1	-1	0	0	0	0	0	2	0
Zemgus Girgensons	2	0	1	1	2	0	0	0	0	0	7	0
Evander Kane	2	0	1	1	0	2	0	0	0	0	8	0
Johan Larsson	2	0	1	1	0	0	0	0	0	0	3	0
Jake McCabe	2	0	1	1	-1	0	0	0	0	0	1	0
Ryan O'Reilly	2	0	1	1	0	0	0	0	0	0	2	0
Rasmus Ristolainen	2	0	1	1	3	0	0	0	0	0	1	0
Casey Nelson	1	0	1	1	1	0	0	0	0	0	1	0
Mark Pysyk	1	0	1	1	2	0	0	0	0	0	0	0
Mike Weber	1	0	1	1	0	9	0	0	0	0	1	0
Zach Bogosian	2	0	0	0	-1	0	0	0	0	0	5	0
Josh Gorges	2	0	0	0	2	0	0	0	0	0	1	0
David Legwand	2	0	0	0	1	0	0	0	0	0	1	0
Matt Moulson	2	0	0	0	0	0	0	0	0	0	0	0
Nicolas Deslauriers	1	0	0	0	0	0	0	0	0	0	1	0
Cody Franson	1	0	0	0	0	0	0	0	0	0	1	0
Jamie McGinn	1	0	0	0	0	0	0	0	0	0	2	0
Tim Schaller	1	0	0	0	0	0	0	0	0	0	1	0

Power Play: 1 - 5 (20%) **Penalty Killing:** 2 - 3 (66.7%)

Goaltender	GP	Min	GA	GAA	SO	W	L	OT	SA	SV%
Chad Johnson	1	60	2	2.00	0	1	0	0	19	.895
Linus Ullmark	1	60	2	2.00	0	1	0	0	44	.955

JETS INDIVIDUAL SCORING

Player	GP	G	A	P	+/-	PIM	PP	SH	GW	EN	S	%
Blake Wheeler	2	1	1	2	0	2	0	0	0	0	7	14.3
Bryan Little	1	0	2	2	-1	0	0	0	0	0	2	0
Andrew Copp	2	1	0	1	0	0	0	0	0	0	2	50
Nikolaj Ehlers	2	1	0	1	0	0	0	0	0	0	6	16.7
Mathieu Perreault	1	1	0	1	-1	0	1	0	0	0	3	33.3
Drew Stafford	2	0	1	1	-3	0	0	0	0	0	5	0
Andrew Ladd	1	0	1	1	-1	0	0	0	0	0	5	0
Mark Scheifele	1	0	1	1	1	0	0	0	0	0	1	0
Joel Armia	2	0	0	0	-2	0	0	0	0	0	0	0
Alexander Burmistrov	2	0	0	0	-2	2	0	0	0	0	3	0
Dustin Byfuglien	2	0	0	0	-1	2	0	0	0	0	6	0
Ben Chiarot	2	0	0	0	-2	0	0	0	0	0	3	0
Adam Lowry	2	0	0	0	0	0	0	0	0	0	3	0
Mark Stuart	2	0	0	0	-4	2	0	0	0	0	1	0
Chris Thorburn	2	0	0	0	-1	5	0	0	0	0	1	0
Jacob Trouba	2	0	0	0	-2	0	0	0	0	0	5	0
Marko Dano	1	0	0	0	0	0	0	0	0	0	1	0
Toby Enstrom	1	0	0	0	1	0	0	0	0	0	0	0
Matt Halischuk	1	0	0	0	0	0	0	0	0	0	0	0
Julian Melchiori	1	0	0	0	1	0	0	0	0	0	2	0
Tyler Myers	1	0	0	0	0	2	0	0	0	0	5	0
Anthony Peluso	1	0	0	0	0	0	0	0	0	0	1	0
Nic Petan	1	0	0	0	0	0	0	0	0	0	0	0
Paul Postma	1	0	0	0	1	0	0	0	0	0	1	0

Power Play: 1 - 3 (33.3%) **Penalty Killing:** 4 - 5 (80%)

Goaltender	GP	Min	GA	GAA	SO	W	L	OT	SA	SV%
Michael Hutchinson	1	59	3	3.04	0	0	1	0	29	.897
Connor Hellebuyck	1	59	3	3.07	0	0	1	0	28	.893



RECORD BOOK

1970-71 24-39-15, 5TH PLACE — EAST DIVISION

Oct. 10	@ Pittsburgh	2-1	W
Oct. 14	@ NY Rangers	0-3	L
Oct. 15	Montreal	0-3	L
Oct. 17	@ St. Louis	1-4	L
Oct. 18	Pittsburgh	1-1	T
Oct. 22	@ Philadelphia	2-4	L
Oct. 23	Detroit	4-3	W
Oct. 25	Chicago	0-4	L
Oct. 27	@ Vancouver	2-7	L
Oct. 30	@ California	1-6	L
Nov. 1	@ Los Angeles	2-4	L
Nov. 5	Vancouver	1-4	L
Nov. 7	@ Montreal	2-11	L
Nov. 8	Philadelphia	1-3	L
Nov. 13	California	4-2	W
Nov. 15	Montreal	2-2	T
Nov. 18	@ Toronto	7-2	W
Nov. 21	@ Minnesota	0-3	L
Nov. 25	@ Pittsburgh	4-4	T
Nov. 26	NY Rangers	2-2	T
Nov. 29	California	1-2	L
Dec. 3	Boston	4-4	T
Dec. 6	Minnesota	1-0	W
Dec. 9	@ Chicago	1-6	L
Dec. 10	@ Boston	2-8	L
Dec. 12	@ Detroit	3-5	L
Dec. 13	Toronto	0-4	L
Dec. 16	@ NY Rangers	0-4	L
Dec. 17	Los Angeles	4-3	W
Dec. 19	@ Toronto	0-2	L
Dec. 20	Toronto	2-4	L
Dec. 22	NY Rangers	2-7	L
Dec. 26	@ Montreal	4-4	T
Dec. 27	Detroit	5-2	W
Jan. 1	Boston	4-9	L
Jan. 3	Chicago	3-5	L
Jan. 7	Detroit	7-4	W
Jan. 9	@ Detroit	2-3	L
Jan. 10	Los Angeles	2-2	T
Jan. 13	@ Chicago	2-4	L
Jan. 14	St. Louis	2-1	W
Jan. 16	@ Minnesota	4-3	W
Jan. 17	Montreal	4-4	T
Jan. 21	NY Rangers	5-5	T
Jan. 23	@ St. Louis	1-7	L
Jan. 24	Philadelphia	6-4	W
Jan. 27	@ Los Angeles	3-3	T
Jan. 29	@ California	4-2	W
Jan. 31	@ Vancouver	6-1	W
Feb. 4	Los Angeles	5-2	W
Feb. 6	@ Boston	3-4	L
Feb. 7	Toronto	3-4	L
Feb. 9	@ Vancouver	3-6	L
Feb. 10	@ California	1-5	L
Feb. 12	California	3-0	W
Feb. 14	Philadelphia	3-2	W
Feb. 17	@ Chicago	1-5	L
Feb. 18	Pittsburgh	6-6	T
Feb. 20	@ Detroit	5-6	L
Feb. 21	St. Louis	1-3	L
Feb. 23	Boston	3-6	L
Feb. 25	@ Philadelphia	2-3	L
Feb. 27	@ Toronto	0-2	L
Feb. 28	Minnesota	5-2	W
Mar. 3	@ Los Angeles	3-3	T
Mar. 5	Chicago	2-2	T
Mar. 7	Vancouver	6-3	W
Mar. 13	@ St. Louis	0-9	L
Mar. 14	@ Minnesota	5-0	W
Mar. 18	St. Louis	5-3	W
Mar. 20	@ Montreal	2-5	L
Mar. 21	@ Boston	7-5	W
Mar. 23	@ NY Rangers	2-7	L
Mar. 26	Vancouver	3-1	W
Mar. 28	Minnesota	4-2	W
Mar. 31	@ Pittsburgh	6-4	W
Apr. 1	Pittsburgh	3-3	T
Apr. 4	@ Philadelphia	3-3	T

1971-72 16-43-19, 6TH PLACE — EAST DIVISION

Oct. 10	Pittsburgh	2-1	W
Oct. 12	@ St. Louis	1-4	L
Oct. 14	@ Boston	2-6	L
Oct. 16	@ Montreal	3-9	L
Oct. 17	Minnesota	2-3	L
Oct. 20	@ Toronto	7-2	W
Oct. 21	Chicago	2-5	L
Oct. 23	@ Minnesota	1-5	L
Oct. 24	St. Louis	2-3	L
Oct. 27	@ Los Angeles	3-2	W
Oct. 30	@ Vancouver	4-4	T
Oct. 31	@ California	2-2	T
Nov. 4	@ Detroit	4-4	T
Nov. 5	Philadelphia	5-2	W
Nov. 7	Detroit	3-3	T
Nov. 11	Los Angeles	2-4	L
Nov. 13	@ NY Rangers	2-5	L
Nov. 14	Montreal	2-2	T
Nov. 18	California	5-7	L
Nov. 21	Toronto	3-4	L
Nov. 24	@ Los Angeles	3-5	L
Nov. 27	@ Vancouver	2-5	L
Nov. 28	@ California	3-5	L
Dec. 1	@ NY Rangers	2-7	L
Dec. 2	Los Angeles	2-0	W
Dec. 4	@ St. Louis	1-5	L
Dec. 5	Minnesota	3-1	W
Dec. 9	Chicago	1-3	L
Dec. 11	@ Pittsburgh	3-3	T
Dec. 12	Toronto	2-4	L
Dec. 15	@ Chicago	1-2	L
Dec. 16	@ Philadelphia	0-5	L
Dec. 18	@ Toronto	1-8	L
Dec. 19	Vancouver	5-1	W
Dec. 23	Boston	4-4	T
Dec. 25	@ St. Louis	4-4	T
Dec. 26	St. Louis	6-3	W
Dec. 29	Detroit	3-7	L
Dec. 31	@ Pittsburgh	3-3	T
Jan. 2	California	4-4	T
Jan. 6	Boston	2-5	L
Jan. 9	Toronto	1-2	L
Jan. 13	NY Rangers	2-5	L
Jan. 15	@ Montreal	2-6	L
Jan. 16	Montreal	4-2	W
Jan. 20	Vancouver	1-0	W
Jan. 22	@ Detroit	2-3	L
Jan. 23	@ Boston	3-3	T
Jan. 26	@ NY Rangers	1-5	L
Jan. 27	Detroit	1-3	L
Jan. 30	Los Angeles	2-2	T
Feb. 3	NY Rangers	2-4	L
Feb. 5	@ Minnesota	3-3	T
Feb. 6	Boston	8-2	W
Feb. 10	@ Detroit	2-4	L
Feb. 12	@ Boston	1-5	L
Feb. 13	Philadelphia	4-4	T
Feb. 17	Pittsburgh	0-2	L
Feb. 19	@ Toronto	1-4	L
Feb. 20	Montreal	0-4	L
Feb. 23	@ Chicago	2-1	W
Feb. 24	Chicago	5-3	W
Feb. 27	California	4-4	T
Mar. 1	@ Montreal	1-4	L
Mar. 2	NY Rangers	3-4	L
Mar. 5	St. Louis	2-6	L
Mar. 8	@ California	3-6	L
Mar. 10	@ Vancouver	2-3	L
Mar. 11	@ Los Angeles	3-5	L
Mar. 14	@ Minnesota	4-3	W
Mar. 16	@ Philadelphia	3-3	T
Mar. 17	Vancouver	2-6	L
Mar. 19	@ Chicago	3-3	T
Mar. 22	@ Pittsburgh	4-3	W
Mar. 23	Minnesota	4-4	T
Mar. 26	Pittsburgh	2-2	T
Mar. 30	@ Philadelphia	1-3	L
Apr. 2	Philadelphia	3-2	W

1970-71 REGULAR-SEASON SCORING

NO.	PLAYER	GP	G	A	PTS	+/-	PIM	PP	SH	GW	GT	SHOTS	S%
11	Gilbert Perreault*	78	38	34	72	-39	19	14	0	5	3	210	18.1
10	Phil Goyette	60	15	46	61	-15	6	9	0	1	0	119	12.6
15	Gerry Meehan	77	24	31	55	-12	8	5	0	1	2	163	14.7
22	Don Marshall	62	20	29	49	-13	6	9	0	1	2	112	17.9
23	Eddie Shack	56	25	17	42	-29	93	10	0	4	1	192	13.0
19	Steve Atkinson*	57	20	18	38	1	12	0	1	2	3	126	15.9
21	Paul Andrea	47	11	21	32	-16	4	2	0	3	0	99	11.1
6	Al Hamilton	69	2	28	30	-23	71	0	0	0	0	98	2.0
26	Larry Keenan	51	7	20	27	-10	6	3	0	2	0	67	10.4
5	Doug Barrie*	75	4	23	27	-19	168	0	0	0	1	128	3.1
16	Ron Anderson	74	14	12	26	-11	44	0	1	3	0	139	10.1
20	Dick Duff	53	7	13	20	-16	12	0	0	1	1	67	10.4
17	Floyd Smith	77	6	11	17	-12	46	0	2	0	0	80	7.5
9	Reg Fleming	78	6	10	16	-8	159	0	0	0	0	54	11.1
7	Cliff Schmautz*	26	5	7	12	0	10	2	0	0	0	44	11.4
2	Jim Watson	78	2	9	11	-28	147	0	0	0	1	114	1.8
12	Skip Krake	74	4	5	9	-21	68	1	0	0	0	64	6.3
18	Kevin O'Shea*	41	4	4	8	-11	8	0	1	1	1	33	12.1
3	Tracy Pratt	76	1	7	8	0	179	0	0	0	0	34	2.9
24	Jean-Guy Talbot	57	0	7	7	0	36	0	0	0	0	41	0.0
14	Randy Wyrozub*	16	2	2	4	0	6	1	0	0	0	22	9.1
19	Francois Lacombe	1	0	1	1	0	2	0	0	0	0	1	0.0
28	Dave Dryden	10	0	1	1	0	0	0	0	0	0	0	0.0
8	Billy Inglis	14	0	1	1	0	4	0	0	0	0	9	0.0
30	Joe Daley	38	0	1	1	0	12	0	0	0	0	0	0.0
19	Brian Perry	1	0	0	0	0	0	0	0	0	0	0	0.0
28	Terry Ball	2	0	0	0	0	0	0	0	0	0	2	0.0
21	Jean-Guy Lagace*	3	0	0	0	0	2	0	0	0	0	3	0.0
23	Paul Terbenche	3	0	0	0	0	2	0	0	0	0	1	0.0
24	Butch Deadmarsh*	10	0	0	0	0	9	0	0	0	0	7	0.0
20	Brian McDonald*	12	0	0	0	0	29	0	0	0	0	15	0.0
4	Mike McMahon	12	0	0	0	0	4	0	0	0	0	20	0.0
25	Hap Myers*	13	0	0	0	0	6	0	0	0	0	14	0.0
1	Roger Crozier	43	0	0	0	0	0	0	0	0	0	0	0.0

NO.	GOALTENDER	GP	MIN	GAA	W	L	T	EN	SO	GA	SA	SV%
30	Joe Daley	38	2073	3.70	12	16	8	2	1	128	1247	.897
1	Roger Crozier	43	2198	3.69	9	20	7	1	1	135	1347	.901
28	Dave Dryden	10	409	3.37	3	3	0	2	1	23	206	.889
	TEAM TOTALS	78	4680	3.73	24	39	15	5	3	291	2800	.896

*Rookie

1971-72 REGULAR-SEASON SCORING

NO.	PLAYER	GP	G	A	PTS	+/-	PIM	PP	SH	GW	GT	SHOTS	S%
7	Rick Martin*	73	44	30	74	-38	36	19	0	5	4	266	16.5
11	Gilbert Perreault	76	26	48	74	-40	24	11	0	1	1	218	11.9
15	Gerry Meehan	77	19	27	46	-28	12	4	0	2	2	164	11.6
6	Al Hamilton	76	4	30	34	-12	105	1	0	1	1	91	4.4
23	Eddie Shack	55	11	14	25	-11	34	4	0	0	0	92	11.9
19	Steve Atkinson	67	14	10	24	-22	26	3	0	0	1	122	11.5
8	Jim Lorentz	35	10	14	24	-11	12	2	0	1	0	85	11.8
24	Chris Evans*	61	6	18	24	-20	98	2	0	0	0	99	6.1
10	Phil Goyette	37	3	21	24	-10	14	3	0	0	0	33	9.1
20	Don Luce	78	11	8	19	-18	38	0	0	1	1	126	8.7
9	Danny Lawson	78	10	6	16	-23	15	0	1	0	3	176	5.7
12	Mike Byers	46	9	7	16	-20	12	3	0	1	1	69	13.0
25	Craig Ramsay*	57	6	10	16	5	0	0	0	2	0	43	14.0
18	Kevin O'Shea	52	6	9	15	-19	44	0	0	0	1	56	10.7
3	Mike Robitaille	31	2	10	12	-14	22	1	0	0	0	62	3.2
5	Larry Hillman	43	1	11	12	-21	58	0	0	0	0	78	1.3
4	Tracy Pratt	27	0	10	10	0	52	0	0	0	0	31	0.0
23	Rene Robert*	12	6	3	9	-5	2	3	0	0	2	42	14.3
2	Jim Watson	66	2	6	8	-33	101	1	0	0	1	78	2.6
26	Randy Wyrozub*	34	3	4	7	-1	0	0	0	0	0	36	8.3
5	Doug Barrie	27	2	5	7	-21	45	0	0	1	1	24	8.3
8	Dick Duff	8	2	2	4	-2	0	0	0	0	0	5	40.0
16	Ron Anderson	37	0	4	4	-10	19	0	0	0	0	35	0.0
14	Rod Zaine	24	2	1	3	-14	4	0	0	1	0	23	8.6
22	Ray McKay	39	0	3	3	-12	18	0	0	0	0	18	0.0
26	Larry Keenan	14	2	0	2	-3	2	0	0	0	0	15	13.3
8	Butch Deadmarsh*	12	1	1	2	-10	4	0	0	0	0	10	10.0
23	John Gould*	2	1	0	1	-1	0	0	0	0	0	3	33.3
21	Larry Mickey	4	0	1	1	-1	0	0	0	0	0	5	0.0
17	Floyd Smith	6	0	1	1	-4	2	0	0	0	0	1	0.0
21	Terry Ball	10	0	1	1	-7	6	0	0	0	0	8	0.0
3	Paul Terbenche	9	0	0	0	-13	2	0	0	0	0	7	0.0
30	Dave Dryden	20	0	0	0	0	0	0	0	0	0	0	0.0
1	Roger Crozier	63	0	0	0	0	10	0	0	0	0	0	0.0

NO.	GOALTENDER	GP	MIN	GAA	W	L	T	EN	SO	GA	SA	PCT.
1	Roger Crozier	63	3654	3.51	13	34	14	7	2	214	2190	.902
30	Dave Dryden	20	1026	3.97	3	9	5	0	0	68	599	.886
	TEAM TOTALS	78	4680	3.70	16	43	19	7	2	289	2789	.896

*Rookie

1972-73 37-27-14, 4TH PLACE — EAST DIVISION

Oct. 8	Atlanta	5-3	W
Oct. 11	Los Angeles	7-3	W
Oct. 14	@ Atlanta	1-1	T
Oct. 15	Toronto	3-2	W
Oct. 19	Vancouver	6-0	W
Oct. 21	@ St. Louis	1-1	T
Oct. 22	Atlanta	7-2	W
Oct. 25	Boston	2-2	T
Oct. 28	@ Montreal	3-3	T
Oct. 29	Minnesota	2-1	W
Nov. 1	@ Toronto	1-7	L
Nov. 4	@ Philadelphia	3-5	L
Nov. 5	St. Louis	1-1	T
Nov. 9	California	0-0	T
Nov. 11	@ Philadelphia	1-3	L
Nov. 12	Pittsburgh	1-0	W
Nov. 15	@ Los Angeles	3-3	T
Nov. 17	@ California	1-5	L
Nov. 19	@ Vancouver	5-9	L
Nov. 22	@ Detroit	2-6	L
Nov. 23	NY Rangers	5-3	W
Nov. 26	NY Islanders	9-2	W
Nov. 28	@ NY Islanders	7-2	W
Nov. 30	@ Boston	4-5	L
Dec. 2	@ Minnesota	6-8	L
Dec. 3	Minnesota	7-4	W
Dec. 6	@ NY Rangers	3-2	W
Dec. 7	Detroit	6-1	W
Dec. 10	Montreal	4-2	W
Dec. 13	Boston	7-3	W
Dec. 16	@ St. Louis	4-3	W
Dec. 17	Toronto	4-0	W
Dec. 20	Vancouver	6-3	W
Dec. 22	@ California	2-4	L
Dec. 23	@ Los Angeles	0-2	L
Dec. 27	@ NY Rangers	4-1	W
Dec. 28	Chicago	8-2	W
Dec. 31	@ Chicago	2-4	L
Jan. 3	NY Islanders	4-1	W
Jan. 4	@ Detroit	2-4	L
Jan. 6	@ NY Rangers	4-1	W
Jan. 7	Philadelphia	2-0	W
Jan. 11	NY Rangers	2-4	L
Jan. 14	@ Boston	0-6	L
Jan. 18	Chicago	5-1	W
Jan. 20	@ Detroit	2-4	L
Jan. 21	Philadelphia	3-4	L
Jan. 25	Minnesota	5-2	W
Jan. 28	Atlanta	5-8	L
Feb. 1	Los Angeles	5-3	W
Feb. 3	@ NY Islanders	1-1	T
Feb. 4	NY Islanders	5-1	W
Feb. 7	@ Chicago	1-2	L
Feb. 8	California	4-0	W
Feb. 10	@ Montreal	1-2	L
Feb. 11	Detroit	2-5	L
Feb. 14	@ Toronto	3-2	W
Feb. 15	NY Rangers	4-1	W
Feb. 17	@ Pittsburgh	3-3	T
Feb. 18	Pittsburgh	4-1	W
Feb. 22	Vancouver	3-1	W
Feb. 24	@ Minnesota	2-4	L
Feb. 25	Pittsburgh	2-1	W
Mar. 1	@ Atlanta	4-4	T
Mar. 4	Montreal	2-4	L
Mar. 6	@ Los Angeles	2-2	T
Mar. 7	@ California	2-2	T
Mar. 9	@ Vancouver	2-5	L
Mar. 13	@ St. Louis	0-2	L
Mar. 15	Boston	1-4	L
Mar. 17	@ Montreal	3-3	T
Mar. 18	Toronto	5-1	W
Mar. 21	@ Chicago	2-6	L
Mar. 24	@ Pittsburgh	4-4	T
Mar. 25	@ Boston	1-6	L
Mar. 27	@ NY Islanders	3-2	W
Mar. 28	Philadelphia	6-3	W
Apr. 1	St. Louis	3-1	W

1972-73 REGULAR-SEASON SCORING

NO.	PLAYER	GP	G	A	PTS	+/-	PIM	PP	SH	GW	GT	SHOTS	S%
11	Gilbert Perreault	78	28	60	88	11	10	8	0	7	0	234	12.0
14	Rene Robert	75	40	43	83	16	83	9	0	6	0	265	15.1
7	Rick Martin	75	37	36	73	4	79	11	0	4	3	299	12.4
8	Jim Lorentz	78	27	35	62	6	30	11	0	5	1	175	15.4
15	Gerry Meehan	77	31	29	60	4	21	3	1	6	2	208	14.9
20	Don Luce	78	18	25	43	7	32	0	3	2	0	198	9.1
21	Hugh Harris*	60	12	26	38	9	17	0	0	0	0	121	9.9
5	Larry Hillman	78	5	24	29	-3	56	2	0	0	0	102	4.9
10	Craig Ramsay	76	11	17	28	13	15	0	1	1	0	89	12.4
12	Larry Mickey	77	15	9	24	-6	47	1	0	2	3	160	9.4
3	Mike Robitaille	65	4	17	21	9	40	0	0	0	1	182	2.2
6	Jim Schoenfeld*	66	4	15	19	12	178	1	0	0	0	91	4.4
19	Steve Atkinson	61	9	9	18	-5	36	2	0	1	1	96	9.4
2	Tim Horton	69	1	16	17	12	56	0	0	0	0	73	1.4
4	Tracy Pratt	74	1	15	16	9	116	0	0	0	0	63	1.6
9	Norm Gratton*	21	6	5	11	0	12	2	0	1	1	26	23.1
23	Larry Carriere*	40	2	8	10	-1	52	1	0	0	1	34	5.8
18	Paul Terbenche	42	0	7	7	7	8	0	0	0	0	20	0.0
16	Randy Wyrozub	45	3	3	6	-1	4	0	0	2	0	23	13.0
22	Doug Rombough*	5	2	0	2	2	0	0	0	0	0	3	66.7
9	Butch Deadmarsh	34	1	1	2	-3	26	1	0	0	0	15	6.6
17	Rick Dudley*	6	0	1	1	-2	7	0	0	0	0	6	0.0
24	John Gould	8	0	1	1	0	0	0	0	0	0	4	0.0
24	Ron Busniuk*	1	0	0	0	0	9	0	0	0	0	1	0.0
28	Rocky Farr*	1	0	0	0	0	0	0	0	0	0	0	0.0
22	Ray McKay	1	0	0	0	0	0	0	0	0	0	0	0.0
17	Bob Richer*	3	0	0	0	0	0	0	0	0	0	0	0.0
30	Dave Dryden	37	0	0	0	0	0	0	0	0	0	0	0.0
1	Roger Crozier	48	0	0	0	0	4	4	0	0	0	0	0.0

NO.	GOALTENDER	GP	MIN	GAA	W	L	T	EN	SO	GA	SA	SV%
1	Roger Crozier	48	2633	2.76	23	13	7	3	3	121	1277	.905
30	Dave Dryden	37	2018	2.65	14	13	7	3	3	89	968	.908
28	Rocky Farr*	1	29	6.21	0	1	0	0	0	3	–	–
	TEAM TOTALS	78	4680	2.81	37	27	14	6	6	219		

*Rookie

1973-74 32-34-12, 5TH PLACE — EAST DIVISION

Oct. 10	@ Toronto	4-7	L
Oct. 13	@ Minnesota	4-3	W
Oct. 14	Vancouver	1-3	L
Oct. 18	Los Angeles	6-2	W
Oct. 20	@ NY Islanders	2-1	W
Oct. 21	Toronto	4-3	W
Oct. 24	Chicago	3-1	W
Oct. 25	@ Boston	4-9	L
Oct. 28	NY Islanders	5-2	W
Oct. 31	California	3-2	W
Nov. 4	Montreal	1-1	T
Nov. 6	@ Vancouver	2-3	L
Nov. 9	@ California	3-6	L
Nov. 10	@ Los Angeles	5-3	W
Nov. 14	@ Atlanta	3-1	W
Nov. 17	@ Montreal	5-8	L
Nov. 18	California	0-2	L
Nov. 21	@ Atlanta	2-3	L
Nov. 22	NY Rangers	6-7	L
Nov. 25	Atlanta	3-4	L
Nov. 29	Los Angeles	2-1	W
Dec. 1	@ Detroit	4-1	W
Dec. 2	Detroit	6-1	W
Dec. 6	NY Rangers	8-4	W
Dec. 8	@ Boston	2-5	L
Dec. 9	Toronto	5-2	W
Dec. 12	@ NY Rangers	1-1	T
Dec. 15	@ Minnesota	3-4	L
Dec. 16	St. Louis	2-5	L
Dec. 19	@ Chicago	2-2	T
Dec. 20	Montreal	2-2	T
Dec. 22	@ Montreal	1-7	L
Dec. 23	Pittsburgh	3-2	W
Dec. 27	Detroit	3-1	W
Dec. 30	Philadelphia	4-5	L
Dec. 31	@ Detroit	6-5	W
Jan. 3	Pittsburgh	6-1	W
Jan. 5	@ Pittsburgh	2-5	L
Jan. 6	Vancouver	6-3	W
Jan. 9	@ Atlanta	0-3	L
Jan. 10	NY Rangers	7-2	W
Jan. 12	@ Pittsburgh	2-5	L
Jan. 13	St. Louis	1-0	W
Jan. 17	@ Philadelphia	2-7	L
Jan. 19	@ NY Islanders	2-2	T
Jan. 20	California	6-4	W
Jan. 24	Montreal	1-4	L
Jan. 27	Vancouver	2-3	L
Jan. 31	@ Philadelphia	3-4	L
Feb. 2	@ St. Louis	1-6	L
Feb. 3	Toronto	3-3	T
Feb. 6	@ Los Angeles	1-5	L
Feb. 8	@ California	7-2	W
Feb. 10	@ Vancouver	2-5	L
Feb. 14	Los Angeles	4-2	W
Feb. 17	Detroit	2-1	W
Feb. 20	@ Toronto	2-4	L
Feb. 21	Atlanta	4-4	T
Feb. 24	Boston	3-2	W
Feb. 28	Chicago	2-2	T
Mar. 2	@ Philadelphia	2-4	L
Mar. 3	NY Islanders	4-3	W
Mar. 6	@ Minnesota	4-4	T
Mar. 8	@ Vancouver	4-2	W
Mar. 10	Philadelphia	3-4	L
Mar. 12	@ Boston	0-4	L
Mar. 14	Boston	3-4	L
Mar. 16	@ St. Louis	2-2	T
Mar. 17	Minnesota	5-2	W
Mar. 20	@ Chicago	3-2	W
Mar. 23	@ NY Islanders	1-1	T
Mar. 24	@ NY Rangers	3-5	L
Mar. 27	@ Detroit	1-3	L
Mar. 28	Chicago	2-2	T
Mar. 31	Minnesota	6-1	W
Apr. 4	@ Pittsburgh	2-4	L
Apr. 6	@ Toronto	1-3	L
Apr. 7	St. Louis	5-2	W

1973-74 REGULAR-SEASON SCORING

NO.	PLAYER	GP	G	A	PTS	+/-	PIM	PP	SH	GW	GT	SHOTS	S%
7	Rick Martin	78	52	34	86	-22	38	8	0	6	3	320	16.2
14	Rene Robert	76	21	44	65	-16	71	3	0	5	1	245	8.5
20	Don Luce	75	26	30	56	3	44	2	3	1	2	237	10.9
8	Jim Lorentz	78	23	31	54	-19	28	12	0	4	0	145	15.8
11	Gilbert Perreault	55	18	33	51	-8	10	6	0	7	2	163	11.0
15	Gerry Meehan	72	20	26	46	-7	17	6	0	1	1	160	12.5
10	Craig Ramsay	78	20	26	46	17	0	1	2	3	2	154	12.9
23	Larry Carriere	77	6	24	30	3	103	3	0	0	0	113	5.3
17	Rick Dudley*	67	13	13	26	0	71	0	0	2	1	100	13.0
3	Mike Robitaille	71	2	18	20	2	60	2	0	0	0	185	1.0
4	Jerry Korab	45	6	12	18	-23	73	2	0	0	0	106	5.6
9	Norm Gratton	56	6	12	18	-10	16	2	0	0	0	53	11.3
19	Steve Atkinson	70	6	10	16	1	22	0	0	1	0	109	5.5
22	Doug Rombough*	46	6	9	15	2	27	0	0	1	0	38	15.7
18	Paul Terbenche	68	2	12	14	3	8	0	0	0	0	42	4.7
24	Peter McNab*	22	3	6	9	-3	9	0	0	0	0	24	12.5
6	Jim Schoenfeld	28	1	8	9	-9	56	0	0	0	0	49	2.0
12	Larry Mickey	13	3	4	7	5	8	0	0	0	0	18	16.6
4	Tracy Pratt	33	0	7	7	9	52	0	0	0	0	20	0.0
21	John Gould*	30	4	2	6	-7	2	0	0	1	0	48	8.3
2	Tim Horton	55	0	6	6	5	53	0	0	0	0	59	0.0
21	Brian Spencer	13	3	2	5	-3	4	1	0	0	0	21	14.2
21	Ron Busniuk*	5	0	3	3	-1	4	0	0	0	0	3	0.0
16	Real Lemieux	11	1	1	2	0	4	0	0	0	0	4	25.0
24	Bill Hajt*	6	0	2	2	-1	0	0	0	0	0	4	0.0
24	Randy Wyrozub	5	0	1	1	-1	0	0	0	0	0	4	0.0
30	Dave Dryden	53	0	1	1	0	4	0	0	0	0	0	0.0
28	Rocky Farr	11	0	0	0	0	2	0	0	0	0	0	0.0
29	Gary Bromley*	12	0	0	0	0	2	0	0	0	0	0	0.0
1	Roger Crozier	12	0	0	0	0	2	0	0	0	0	0	0.0
23	Joe Noris	18	0	0	0	-4	2	0	0	0	0	9	0.0

NO.	GOALTENDER	GP	MIN	AVG.	W	L	T	EN	SO	GA	SA	SV%
30	Dave Dryden	53	2987	2.97	23	20	8	3	1	148	1399	.894
1	Roger Crozier	12	615	3.80	4	5	0	0	0	39	–	–
29	Gary Bromley*	12	598	3.31	3	5	3	0	0	33	–	–
28	Rocky Farr	11	480	3.13	2	4	1	2	0	25	257	.903
	TEAM TOTALS	78	4680	3.21	32	34	12	5	1	250		

*Rookie

1974-75 49-16-15, 1st PLACE — ADAMS DIVISION

Oct. 10	Boston	9-5	W
Oct. 12	@ Philadelphia	1-6	L
Oct. 13	Los Angeles	1-4	L
Oct. 17	California	6-1	W
Oct. 19	@ Minnesota	2-1	W
Oct. 20	Toronto	5-5	T
Oct. 24	@ Los Angeles	2-7	L
Oct. 26	@ St. Louis	2-0	W
Oct. 27	Montreal	3-2	W
Nov. 2	@ Toronto	6-3	W
Nov. 3	@ NY Rangers	4-3	W
Nov. 5	@ Boston	2-2	T
Nov. 6	Chicago	6-4	W
Nov. 9	@ Kansas City	6-1	W
Nov. 10	Pittsburgh	8-3	W
Nov. 13	@ Montreal	8-6	W
Nov. 14	Minnesota	5-3	W
Nov. 16	@ Boston	5-7	L
Nov. 17	Atlanta	4-0	W
Nov. 20	Washington	7-3	W
Nov. 22	@ Atlanta	4-4	T
Nov. 24	Montreal	6-4	W
Nov. 27	@ Chicago	3-1	W
Nov. 28	Detroit	5-2	W
Nov. 30	@ Pittsburgh	5-5	T
Dec. 1	Pittsburgh	6-3	W
Dec. 3	@ Washington	5-3	W
Dec. 5	Washington	9-2	W
Dec. 8	Minnesota	5-0	W
Dec. 12	Vancouver	3-5	L
Dec. 14	@ Minnesota	2-4	L
Dec. 15	California	5-5	T
Dec. 18	NY Islanders	3-2	W
Dec. 22	@ Washington	4-0	W
Dec. 26	Chicago	3-1	W
Dec. 27	@ NY Rangers	5-9	L
Dec. 29	Philadelphia	2-5	L
Jan. 3	@ California	2-2	T
Jan. 5	St. Louis	4-2	W
Jan. 9	Los Angeles	2-5	L
Jan. 11	@ Detroit	3-3	T
Jan. 12	Vancouver	5-1	W
Jan. 15	@ California	4-0	W
Jan. 17	@ Vancouver	4-2	W
Jan. 19	Kansas City	5-0	W
Jan. 23	Detroit	5-1	W
Jan. 25	@ Montreal	7-6	W
Jan. 26	Atlanta	3-4	L
Jan. 30	NY Rangers	6-3	W
Feb. 1	@ Philadelphia	0-6	L
Feb. 2	Kansas City	8-1	W
Feb. 4	@ Detroit	6-1	W
Feb. 6	@ NY Islanders	2-2	T
Feb. 9	Montreal	4-4	T
Feb. 12	@ Pittsburgh	3-3	T
Feb. 13	Boston	3-1	W
Feb. 16	St. Louis	4-4	T
Feb. 18	@ NY Islanders	3-2	W
Feb. 20	Philadelphia	6-6	T
Feb. 21	@ Washington	9-4	W
Feb. 23	Toronto	4-1	W
Feb. 27	Los Angeles	5-0	W
Mar. 1	@ Detroit	2-3	L
Mar. 2	NY Islanders	3-3	T
Mar. 5	@ NY Rangers	6-3	W
Mar. 8	@ St. Louis	3-3	T
Mar. 9	Pittsburgh	8-4	W
Mar. 11	@ Los Angeles	2-2	T
Mar. 12	@ California	7-2	W
Mar. 14	@ Vancouver	1-5	L
Mar. 16	@ Toronto	11-3	W
Mar. 20	NY Rangers	6-3	W
Mar. 22	@ Kansas City	4-2	W
Mar. 23	California	9-4	W
Mar. 26	@ Chicago	1-5	L
Mar. 28	@ Atlanta	2-3	L
Mar. 30	Toronto	4-5	L
Apr. 1	@ Boston	3-1	W
Apr. 3	Boston	4-2	W
Apr. 5	@ Toronto	4-2	W

1975-76 46-21-13, 2nd PLACE — ADAMS DIVISION

Oct. 9	Detroit	4-0	W
Oct. 12	Toronto	8-3	W
Oct. 16	Chicago	7-1	W
Oct. 18	@ St. Louis	5-3	W
Oct. 19	Washington	5-4	W
Oct. 22	NY Rangers	9-1	W
Oct. 25	@ Detroit	5-3	W
Oct. 26	California	3-2	W
Oct. 29	@ Toronto	2-3	L
Oct. 30	Vancouver	4-4	T
Nov. 2	Pittsburgh	7-2	W
Nov. 3	@ Montreal	2-3	L
Nov. 5	Boston	4-0	W
Nov. 9	Montreal	5-1	W
Nov. 12	Philadelphia	1-3	L
Nov. 15	@ Pittsburgh	5-2	W
Nov. 16	California	4-1	W
Nov. 18	@ NY Islanders	3-1	W
Nov. 20	Detroit	7-2	W
Nov. 23	Kansas City	6-2	W
Nov. 25	@ Vancouver	0-4	L
Nov. 28	@ California	4-2	W
Nov. 29	@ Los Angeles	3-8	L
Dec. 3	@ Washington	4-4	T
Dec. 4	NY Rangers	6-6	T
Dec. 6	@ NY Islanders	4-2	W
Dec. 7	NY Islanders	0-3	L
Dec. 10	@ NY Rangers	2-2	T
Dec. 14	Atlanta	4-7	L
Dec. 17	@ Detroit	1-3	L
Dec. 18	Minnesota	5-2	W
Dec. 20	@ Boston	3-5	L
Dec. 21	Washington	14-2	W
Dec. 23	@ Kansas City	5-1	W
Dec. 26	Boston	3-6	L
Dec. 28	@ Chicago	2-2	T
Jan. 1	Los Angeles	6-9	L
Jan. 5	@ Montreal	4-2	W
Jan. 8	Vancouver	8-5	W
Jan. 11	Pittsburgh	6-0	W
Jan. 13	@ St. Louis	3-7	L
Jan. 15	Washington	5-3	W
Jan. 17	@ Pittsburgh	2-3	L
Jan. 18	Minnesota	4-1	W
Jan. 22	@ Boston	3-5	L
Jan. 23	@ Atlanta	3-3	T
Jan. 25	St. Louis	4-2	W
Jan. 28	@ NY Rangers	3-3	T
Jan. 29	Philadelphia	1-1	T
Feb. 1	@ California	9-5	W
Feb. 3	@ Vancouver	1-2	L
Feb. 4	@ Los Angeles	4-3	W
Feb. 7	@ Minnesota	4-3	W
Feb. 8	California	5-5	T
Feb. 11	Detroit	4-2	W
Feb. 13	@ Atlanta	3-2	W
Feb. 15	NY Islanders	1-3	L
Feb. 18	@ Chicago	4-4	T
Feb. 19	Atlanta	3-1	W
Feb. 21	@ Toronto	4-6	L
Feb. 22	Montreal	2-4	L
Feb. 26	Toronto	5-2	W
Feb. 28	@ Kansas City	4-4	T
Feb. 29	Los Angeles	5-1	W
Mar. 4	Chicago	6-3	W
Mar. 6	@ Montreal	2-3	L
Mar. 7	St. Louis	4-4	T
Mar. 10	@ Pittsburgh	7-6	W
Mar. 11	@ Philadelphia	1-6	L
Mar. 14	@ Minnesota	8-2	W
Mar. 16	@ Los Angeles	4-2	W
Mar. 17	@ California	5-3	W
Mar. 21	Kansas City	3-1	W
Mar. 24	NY Rangers	7-3	W
Mar. 26	@ Washington	4-1	W
Mar. 27	@ Toronto	4-2	W
Mar. 30	@ Boston	4-4	T
Apr. 1	Boston	7-2	W
Apr. 3	@ Philadelphia	2-5	L
Apr. 4	Toronto	5-2	W

1974-75 REGULAR-SEASON SCORING

NO.	PLAYER	GP	G	A	PTS	+/-	PIM	PP	SH	GW	GT	SHOTS	S%
14	Rene Robert	74	40	60	100	6	75	14	0	3	3	264	15.2
11	Gilbert Perreault	68	39	57	96	1	36	12	0	8	2	245	15.9
7	Rick Martin	68	52	43	95	5	72	21	0	6	2	301	17.3
20	Don Luce	80	33	43	76	61	45	1	8	6	0	245	13.5
9	Rick Dudley	78	31	39	70	29	116	4	0	6	0	226	13.7
8	Jim Lorentz	72	25	45	70	17	18	6	0	6	0	140	17.9
10	Craig Ramsay	80	26	38	64	51	26	1	7	7	1	200	13.0
18	Danny Gare*	78	31	31	62	40	75	5	0	2	2	274	11.3
4	Jerry Korab	79	12	44	56	41	184	3	2	1	0	218	5.5
16	Peter McNab*	53	22	21	43	13	8	1	0	1	2	90	24.4
21	Brian Spencer	73	12	29	41	17	77	1	0	1	1	126	9.5
17	Fred Stanfield	32	12	21	33	9	4	6	0	2	1	77	15.6
22	Jocelyn Guevremont	66	7	25	32	32	32	4	0	0	1	160	4.4
24	Bill Hajt*	76	3	26	29	47	68	1	0	0	0	107	2.8
6	Jim Schoenfeld	68	1	19	20	35	184	0	0	0	0	148	0.7
23	Larry Carriere	80	1	11	12	12	111	0	0	0	0	84	1.2
9	Norm Gratton	25	3	6	9	2	2	1	0	0	0	16	18.8
5	Lee Fogolin*	50	2	2	4	0	59	2	0	0	0	14	14.3
29	Gary Bromley*	50	0	4	4	0	2	0	0	0	0	0	0.0
12	Larry Mickey	23	2	0	2	1	2	0	0	0	0	6	33.3
1	Roger Crozier	23	0	2	2	0	8	0	0	0	0	0	0.0
15	Gerry Meehan	3	0	1	1	-3	2	0	0	0	0	4	0.0
3	Mike Robitaille	3	0	1	1	2	0	0	0	0	0	4	0.0
3	Paul McIntosh*	6	0	1	1	2	5	0	0	0	0	1	0.0
15	Bryan McSheffrey	3	0	0	0	1	0	0	0	0	0	1	0.0
30	Rocky Farr*	7	0	0	0	0	0	0	0	0	0	0	0.0
30	Gerry Desjardins	9	0	0	0	0	0	0	0	0	0	0	0.0
19	Morris Titanic*	17	0	0	0	-4	0	0	0	0	0	6	0.0

NO.	GOALTENDER	GP	MIN	GAA	W	L	T	EN	SO	GA	SA	S%
29	Gary Bromley*	50	2787	3.10	26	11	11	2	4	144	1133	.873
1	Roger Crozier	23	1260	2.62	17	2	1	0	3	55	573	.904
30	Gerry Desjardins	9	540	2.78	6	2	1	0	0	25	264	.905
30	Rocky Farr*	7	213	3.94	0	1	2	0	0	14	114	.877
	TEAM TOTALS	80	4800	3.00	49	16	15	2	7	240	2084	.885

*Rookie

1975-76 REGULAR-SEASON SCORING

NO.	PLAYER	GP	G	A	PTS	+/-	PIM	PP	SH	GW	GT	SHOTS	S%
11	Gilbert Perreault	80	44	69	113	17	36	14	0	4	3	237	18.6
14	Rene Robert	72	35	52	87	17	53	11	0	4	2	273	12.8
7	Rick Martin	80	49	37	86	23	67	18	0	7	1	327	15.0
18	Danny Gare	79	50	23	73	32	129	8	1	0	4	303	16.5
10	Craig Ramsay	80	22	49	71	44	34	1	1	0	0	134	16.4
20	Don Luce	77	21	49	70	37	42	2	2	2	1	214	9.8
16	Peter McNab	79	24	32	56	18	16	3	0	3	0	125	19.2
22	Jocelyn Guevremont	80	12	40	52	47	57	6	0	3	0	229	5.2
17	Fred Stanfield	80	18	30	48	5	4	2	1	3	0	112	16.1
8	Jim Lorentz	75	17	24	41	3	18	2	1	4	0	116	14.7
4	Jerry Korab	65	13	28	41	18	85	3	0	1	1	146	8.9
21	Brian Spencer	77	13	26	39	14	70	0	0	1	1	84	15.5
9	Jacques Richard	73	12	23	35	4	31	3	0	5	0	104	11.5
24	Bill Hajt	80	6	21	27	39	48	0	0	0	0	117	5.1
6	Jim Schoenfeld	56	2	22	24	40	114	0	0	0	0	112	1.8
5	Lee Fogolin	58	0	9	9	15	64	0	0	0	0	61	0.0
12	Gary McAdam*	31	1	2	3	0	2	0	0	0	0	12	8.3
1	Roger Crozier	11	0	1	1	0	0	0	0	0	0	0	0.0
3	Paul McIntosh*	41	0	1	1	-5	61	0	0	0	0	9	0.0
30	Gerry Desjardins	55	0	1	1	0	2	0	0	0	0	0	0.0
29	Gary Bromley	1	0	0	0	0	0	0	0	0	0	0	0.0
25	Terry Martin*	1	0	0	0	0	0	0	0	0	0	0	0.0
19	Morris Titanic*	2	0	0	0	0	0	0	0	0	0	2	0.0
23	Ken Breitenbach*	7	0	0	0	4	6	0	0	0	0	0	0.0
31	Al Smith	14	0	0	0	0	0	0	0	0	0	0	0.0

NO.	GOALTENDER	GP	MIN	GAA	W	L	T	EN	SO	GA	SA	SV%
30	Gerry Desjardins	55	3280	2.94	29	15	11	1	2	161	1461	.890
31	Al Smith	14	840	3.07	9	3	2	1	0	43	360	.881
1	Roger Crozier	11	620	2.61	8	2	0	0	1	27	241	.888
29	Gary Bromley	1	60	7.00	0	1	0	0	0	7	34	.794
	TEAM TOTALS	80	4800	3.00	46	21	13	2	3	240	2096	.885

*Rookie

1976-77 48-24-8, 2ND PLACE — ADAMS DIVISION

Oct. 9	@ Detroit	0-4	L
Oct. 10	Montreal	3-1	W
Oct. 13	NY Islanders	3-4	L
Oct. 16	@ Minnesota	2-1	W
Oct. 17	Atlanta	5-6	L
Oct. 20	Vancouver	4-0	W
Oct. 23	@ Philadelphia	2-3	L
Oct. 24	Washington	2-1	W
Oct. 27	Pittsburgh	4-4	T
Oct. 31	Boston	4-1	W
Nov. 1	@ Montreal	2-3	L
Nov. 5	@ Washington	3-2	W
Nov. 7	Philadelphia	5-3	W
Nov. 10	St. Louis	5-0	W
Nov. 13	@ NY Rangers	6-2	W
Nov. 14	Minnesota	4-4	T
Nov. 17	@ Vancouver	3-2	W
Nov. 20	@ Los Angeles	4-3	W
Nov. 24	Vancouver	4-4	T
Nov. 27	@ St. Louis	2-3	L
Nov. 28	Detroit	3-1	W
Nov. 30	@ Boston	6-2	W
Dec. 4	@ NY Islanders	0-3	L
Dec. 5	Colorado	5-3	W
Dec. 8	@ Cleveland	5-1	W
Dec. 9	Pittsburgh	1-2	L
Dec. 11	@ Los Angeles	4-2	W
Dec. 14	@ Vancouver	6-3	W
Dec. 16	NY Rangers	7-2	W
Dec. 18	@ NY Islanders	4-2	W
Dec. 19	Detroit	6-1	W
Dec. 22	@ Chicago	4-2	W
Dec. 23	Toronto	4-2	W
Dec. 26	Washington	5-2	W
Dec. 29	@ Atlanta	6-3	W
Jan. 1	@ Pittsburgh	3-6	L
Jan. 2	NY Islanders	3-3	T
Jan. 5	@ Chicago	1-2	L
Jan. 6	Montreal	2-9	L
Jan. 8	@ Toronto	4-2	W
Jan. 9	Cleveland	7-4	W
Jan. 13	NY Rangers	7-5	W
Jan. 15	@ Pittsburgh	2-5	L
Jan. 16	Colorado	3-0	W
Jan. 19	Washington	2-4	L
Jan. 22	@ Minnesota	3-4	L
Jan. 23	Cleveland	0-3	L
Jan. 27	Atlanta	1-1	T
Jan. 29	@ Montreal	3-3	T
Feb. 1	@ NY Islanders	3-6	L
Feb. 3	@ Colorado	6-4	W
Feb. 5	@ St. Louis	5-6	L
Feb. 9	@ NY Rangers	2-1	W
Feb. 10	Boston	4-3	W
Feb. 13	Minnesota	6-2	W
Feb. 14	Toronto*	7-2	W
Feb. 16	Chicago	3-0	W
Feb. 19	@ Detroit	2-1	W
Feb. 20	@ Philadelphia	2-4	L
Feb. 23	@ Cleveland	5-3	W
Feb. 24	Philadelphia	2-0	W
Feb. 26	@ Toronto	6-5	W
Feb. 27	Los Angeles	1-5	L
Mar. 2	Chicago	6-3	W
Mar. 3	Los Angeles**	7-2	W
Mar. 5	@ Boston	1-3	L
Mar. 6	Montreal	4-1	W
Mar. 9	Detroit	6-3	W
Mar. 12	@ Pittsburgh	2-3	L
Mar. 13	Toronto	6-1	W
Mar. 16	@ Cleveland	6-2	W
Mar. 17	@ Boston	2-4	L
Mar. 20	@ Washington	6-2	W
Mar. 22	@ Atlanta	6-3	W
Mar. 23	Cleveland	4-2	W
Mar. 25	@ Colorado	2-2	T
Mar. 26	@ Los Angeles	4-6	L
Mar. 30	Boston	3-4	L
Apr. 2	@ Toronto	1-1	T
Apr. 3	St. Louis	7-3	W

** - rescheduled from Feb. 7; ** - rescheduled from Jan. 30*

1977-78 44-19-17, 2ND PLACE — ADAMS DIVISION

Oct. 13	NY Islanders	3-2	W
Oct. 15	@ Toronto	5-2	W
Oct. 16	Chicago	0-2	L
Oct. 19	@ Chicago	2-2	T
Oct. 20	Colorado	7-5	W
Oct. 23	Minnesota	4-1	W
Oct. 29	@ NY Islanders	2-4	L
Oct. 30	@ Montreal	4-0	W
Nov. 3	@ Boston	4-1	W
Nov. 5	@ St. Louis	3-1	W
Nov. 6	St. Louis	7-4	W
Nov. 9	@ NY Rangers	4-8	L
Nov. 10	@ Philadelphia	3-2	W
Nov. 13	Pittsburgh	3-3	T
Nov. 16	@ Atlanta	6-2	W
Nov. 17	Toronto	1-2	L
Nov. 19	@ Washington	7-6	W
Nov. 20	Washington	5-2	W
Nov. 23	Boston	0-2	L
Nov. 24	@ Montreal	1-4	L
Nov. 27	NY Rangers	3-2	W
Nov. 30	@ Chicago	3-2	W
Dec. 1	Montreal	3-1	W
Dec. 3	@ Pittsburgh	4-4	T
Dec. 4	Detroit	6-1	W
Dec. 8	Cleveland	5-2	W
Dec. 10	@ Minnesota	4-2	W
Dec. 11	Vancouver	3-0	W
Dec. 13	@ Colorado	1-4	L
Dec. 15	@ Los Angeles	7-3	W
Dec. 17	@ Vancouver	5-5	T
Dec. 21	@ Detroit	5-3	W
Dec. 22	Pittsburgh	3-3	T
Dec. 29	Detroit	3-3	T
Dec. 31	@ NY Rangers	2-2	T
Jan. 1	Atlanta	2-2	T
Jan. 5	Colorado	5-3	W
Jan. 7	@ Washington	4-4	T
Jan. 8	Boston	5-3	W
Jan. 11	Los Angeles	3-3	T
Jan. 12	@ Cleveland*	3-6	L
Jan. 14	@ Detroit	2-6	L
Jan. 19	Cleveland	9-2	W
Jan. 21	@ St. Louis	3-1	W
Jan. 22	Vancouver	2-2	T
Jan. 26	Minnesota	1-2	L
Jan. 28	@ Pittsburgh	3-3	T
Jan. 30	NY Islanders	3-2	W
Feb. 1	@ Toronto	2-2	T
Feb. 2	Boston	3-1	W
Feb. 4	@ Minnesota	4-2	W
Feb. 5	Washington	4-1	W
Feb. 8	@ Cleveland	5-2	W
Feb. 9	NY Rangers	2-0	W
Feb. 13	Toronto	2-4	L
Feb. 16	Los Angeles	5-0	W
Feb. 19	St. Louis	6-2	W
Feb. 20	@ Montreal	2-4	L
Feb. 23	Philadelphia	4-0	W
Feb. 25	@ Cleveland	13-3	W
Feb. 26	Pittsburgh	4-4	T
Mar. 1	@ Atlanta	4-3	W
Mar. 2	NY Islanders	6-3	W
Mar. 4	@ Boston	3-7	L
Mar. 6	Montreal	2-1	W
Mar. 9	Los Angeles	3-3	T
Mar. 11	@ NY Islanders	2-4	L
Mar. 12	Chicago	5-2	W
Mar. 16	Philadelphia	3-1	W
Mar. 18	@ Philadelphia	2-2	T
Mar. 21	@ Los Angeles	6-2	W
Mar. 24	@ Vancouver	2-2	T
Mar. 25	@ Colorado	4-3	W
Mar. 28	@ Detroit	0-7	L
Mar. 30	Cleveland	3-5	L
Apr. 1	@ Toronto	2-3	L
Apr. 2	Atlanta	2-4	L
Apr. 4	@ Washington	3-4	L
Apr. 6	@ Boston	5-2	W
Apr. 9	Toronto	2-1	W

** - rescheduled from Jan. 4*

1976-77 REGULAR-SEASON SCORING

NO.	PLAYER	GP	G	A	PTS	+/-	PIM	PP	SH	GW	GT	SHOTS	S%
11	Gilbert Perreault	80	39	56	95	10	30	7	2	9	0	195	20.0
14	Rene Robert	80	33	40	73	27	46	5	0	4	1	250	13.2
20	Don Luce	80	26	43	69	38	16	6	1	6	1	206	12.6
7	Rick Martin	66	36	29	65	10	58	12	0	6	2	221	16.3
10	Craig Ramsay	80	20	41	61	37	20	2	3	2	1	145	13.8
12	Andre Savard	80	25	35	60	9	30	4	0	4	0	160	15.6
8	Jim Lorentz	79	23	33	56	3	8	7	0	3	0	156	14.7
4	Jerry Korab	77	14	33	47	22	120	4	0	1	1	185	7.6
22	Jocelyn Guevremont	80	9	29	38	26	46	2	0	2	0	210	4.3
6	Jim Schoenfeld	65	7	25	32	28	97	2	0	2	2	181	3.9
21	Brian Spencer	77	14	15	29	0	55	1	0	2	0	78	17.9
15	Gary McAdam	73	13	16	29	17	17	1	0	2	0	86	15.1
18	Danny Gare	35	11	15	26	7	73	3	0	0	0	92	12.0
24	Bill Hajt	79	6	20	26	39	56	0	0	1	0	106	5.7
25	Terry Martin*	62	11	12	23	6	8	1	0	0	0	72	15.3
17	Fred Stanfield	79	9	14	23	-2	6	2	0	2	0	69	13.0
5	Lee Fogolin	71	3	15	18	9	100	1	0	2	0	76	3.9
27	Joe Kowal*	16	0	5	5	3	6	0	0	0	0	6	0.0
23	Ken Breitenbach*	31	0	5	5	-2	18	0	0	0	0	11	0.0
9	Jacques Richard	21	2	0	2	-3	16	0	0	0	0	20	10.0
29	Don Edwards*	25	0	1	1	0	2	0	0	0	0	0	0.0
26	Alex Tidey	2	0	0	0	-1	0	0	0	0	0	3	0.0
28	Bob Sauve*	4	0	0	0	0	0	0	0	0	0	0	0.0
16	Derek Smith*	5	0	0	0	-1	0	0	0	0	0	0	0.0
31	Al Smith	7	0	0	0	0	0	0	0	0	0	0	0.0
30	Gerry Desjardins	49	0	0	0	0	2	0	0	0	0	0	0.0

NO.	GOALTENDER	GP	MIN	GAA	W	L	T	EN	SO	GA	SA	SV%
30	Gerry Desjardins	49	2871	2.63	31	12	6	1	3	126	1261	.900
29	Don Edwards*	25	1480	2.51	16	7	2	1	2	62	584	.899
28	Bob Sauve*	4	184	3.55	1	2	0	0	0	11	70	.843
31	Al Smith	7	265	4.30	0	3	0	0	0	19	114	.830
	TEAM TOTALS	**80**	**4800**	**2.75**	**48**	**24**	**8**	**2**	**5**	**220**	**2029**	**.892**

*Rookie

1977-78 REGULAR-SEASON SCORING

NO.	PLAYER	GP	G	A	PTS	+/-	PIM	PP	SH	GW	GT	SHOTS	S%
11	Gilbert Perreault	79	41	48	89	18	20	7	0	7	2	192	21.4
18	Danny Gare	69	39	38	77	32	95	9	0	2	6	265	14.7
14	Rene Robert	67	25	48	73	19	25	7	0	4	1	209	12.0
10	Craig Ramsay	80	28	43	71	33	18	2	5	3	2	159	17.6
7	Rick Martin	65	28	35	63	16	16	7	0	6	3	221	12.7
20	Don Luce	78	26	35	61	32	24	5	2	3	0	170	15.3
15	Gary McAdam	79	19	22	41	3	44	2	0	5	0	160	11.9
4	Jerry Korab	77	7	34	41	19	119	3	0	2	0	204	3.4
12	Andre Savard	80	19	20	39	1	40	2	0	0	0	127	15.0
16	Ric Seiling*	80	19	19	38	13	33	2	0	4	1	114	16.7
22	Jocelyn Guevremont	66	7	28	35	25	46	0	0	1	0	162	4.3
8	Jim Lorentz	70	9	15	24	-4	12	6	0	2	1	85	10.6
5	Lee Fogolin	76	0	23	23	7	98	0	0	0	0	77	0.0
24	Bill Hajt	76	4	18	22	36	30	0	0	0	1	78	5.1
6	Jim Schoenfeld	60	2	20	22	24	89	0	0	0	0	114	1.8
17	Fred Stanfield	57	3	8	11	-8	2	0	0	0	0	38	7.9
21	Ron Schock	40	4	4	8	-5	0	0	0	2	0	19	21.1
19	Derek Smith*	36	3	3	6	-4	0	0	0	0	0	25	12.0
25	Terry Martin	21	3	2	5	-1	9	0	0	2	0	17	17.6
29	Richie Dunn*	25	0	3	3	-3	16	0	0	0	0	23	0.0
1	Don Edwards*	72	0	3	3	0	12	0	0	0	0	0	0.0
3	Bill Stewart*	13	2	0	2	1	15	0	0	1	0	12	16.7
28	Bob Sauve*	11	0	1	1	0	0	0	0	0	0	0	0.0
26	Alex Tidey	1	0	0	0	-1	0	0	0	0	0	2	0.0
32	Wayne Ramsey*	2	0	0	0	0	0	0	0	0	0	0	0.0
30	Gerry Desjardins	3	0	0	0	0	0	0	0	0	0	0	0.0
27	Joe Kowal*	6	0	0	0	0	7	0	0	0	0	3	0.0
23	Larry Carriere	9	0	0	0	-1	18	0	0	0	0	4	0.0

NO.	GOALTENDER	GP	MIN	GAA	W	L	T	EN	SO	GA	SA	SV%
1	Don Edwards*	72	4209	2.64	38	16	17	3	5	185	1970	.906
28	Bob Sauve*	11	480	2.50	6	2	0	0	0	20	224	.917
30	Gerry Desjardins	3	111	3.78	0	1	0	0	0	7	25	.781
	TEAM TOTALS	**80**	**4800**	**2.69**	**44**	**19**	**17**	**3**	**5**	**215**	**2219**	**.903**

*Rookie

1978-79 36-28-16, 2ND PLACE — ADAMS DIVISION

Oct. 12	NY Islanders	2-2	T
Oct. 14	@ Minnesota	5-2	W
Oct. 15	Detroit	2-3	L
Oct. 18	@ Toronto	0-2	L
Oct. 19	Toronto	1-0	W
Oct. 22	@ Vancouver	2-3	L
Oct. 26	@ Los Angeles	0-6	L
Oct. 28	@ St. Louis	7-7	T
Nov. 2	@ Philadelphia	3-3	T
Nov. 4	@ Minnesota	1-2	L
Nov. 5	Minnesota	2-1	W
Nov. 9	Pittsburgh	4-4	T
Nov. 11	@ Washington	2-0	W
Nov. 12	Boston	4-4	T
Nov. 15	@ Toronto	2-2	T
Nov. 16	St. Louis	6-2	W
Nov. 18	@ Detroit	3-1	W
Nov. 19	Minnesota	9-2	W
Nov. 22	Philadelphia	2-3	L
Nov. 23	@ Boston	2-5	L
Nov. 26	Colorado	4-1	W
Nov. 30	Boston	3-4	L
Dec. 2	@ Montreal	1-8	L
Dec. 3	Montreal	1-4	L
Dec. 7	Los Angeles	3-3	T
Dec. 9	@ Pittsburgh	4-4	T
Dec. 10	Toronto	5-3	W
Dec. 13	@ Chicago	6-2	W
Dec. 14	Chicago	3-2	W
Dec. 16	@ Minnesota	5-2	W
Dec. 17	Vancouver	6-3	W
Dec. 20	@ NY Rangers	3-6	L
Dec. 21	Atlanta	5-4	W
Dec. 23	@ Boston	4-6	L
Dec. 27	@ Colorado	5-2	W
Dec. 28	@ Vancouver	3-3	T
Dec. 31	Boston	3-7	L
Jan. 4	Chicago	3-3	T
Jan. 7	Detroit	4-3	W
Jan. 9	@ Atlanta	3-5	L
Jan. 11	Washington	6-2	W
Jan. 13	@ Montreal	2-5	L
Jan. 14	Pittsburgh	4-5	L
Jan. 18	@ Philadelphia	4-4	T
Jan. 20	@ Boston	2-1	W
Jan. 25	NY Rangers	4-5	L
Jan. 27	@ Detroit	6-3	W
Jan. 28	Minnesota	1-3	L
Jan. 31	Atlanta	2-5	L
Feb. 3	@ Minnesota	2-1	W
Feb. 4	St. Louis	3-1	W
Feb. 14	NY Islanders*	2-1	W
Feb. 15	NY Rangers	4-3	W
Feb. 17	@ Pittsburgh	3-6	L
Feb. 18	Montreal	2-5	L
Feb. 21	@ Chicago	2-3	L
Feb. 22	Chicago	2-4	L
Feb. 24	@ Washington	6-4	W
Feb. 26	Toronto	3-1	W
Mar. 1	Minnesota	5-5	T
Mar. 3	@ NY Rangers	2-2	T
Mar. 4	Philadelphia	1-6	L
Mar. 6	@ NY Islanders	3-2	W
Mar. 8	Los Angeles	6-4	W
Mar. 10	@ Atlanta	5-5	T
Mar. 11	Atlanta	9-4	W
Mar. 14	@ Toronto	4-1	W
Mar. 15	Vancouver	4-2	W
Mar. 17	@ Philadelphia	3-5	L
Mar. 18	Washington	3-3	T
Mar. 21	@ Colorado	3-2	W
Mar. 23	@ Vancouver	4-3	W
Mar. 24	@ Los Angeles	3-2	W
Mar. 26	@ St. Louis	4-2	W
Mar. 28	Boston	9-2	W
Mar. 31	@ NY Islanders	0-2	L
Apr. 1	Toronto	3-6	L
Apr. 5	@ Boston	9-3	W
Apr. 7	@ Toronto	2-6	L
Apr. 8	Colorado	5-5	T

** - rescheduled from Jan. 21*

1979-80 47-17-16, 1ST PLACE — ADAMS DIVISION

Oct. 11	Washington	6-3	W
Oct. 13	@ NY Islanders	5-2	W
Oct. 14	Minnesota	4-5	L
Oct. 17	Hartford	3-1	W
Oct. 20	@ St. Louis	2-3	L
Oct. 21	Vancouver	3-3	T
Oct. 24	Pittsburgh	7-3	W
Oct. 25	@ Detroit	0-4	L
Oct. 27	@ Quebec	3-0	W
Oct. 28	Colorado	4-2	W
Oct. 31	@ Chicago	0-0	T
Nov. 3	@ Toronto	4-3	W
Nov. 4	@ Philadelphia	1-3	L
Nov. 8	Chicago	3-3	T
Nov. 10	@ Washington	5-3	W
Nov. 11	Colorado	3-5	L
Nov. 15	Atlanta	5-1	W
Nov. 17	@ Minnesota	4-2	W
Nov. 18	Edmonton	9-7	W
Nov. 21	@ Hartford	3-5	L
Nov. 24	@ Washington	6-1	W
Nov. 25	Minnesota	6-2	W
Nov. 27	@ Boston	5-2	W
Nov. 29	NY Rangers	2-1	W
Dec. 2	Washington	2-0	W
Dec. 5	Atlanta	6-1	W
Dec. 7	@ Colorado	5-3	W
Dec. 10	Detroit	4-0	W
Dec. 13	Chicago	5-2	W
Dec. 15	@ Philadelphia	2-3	L
Dec. 16	Boston	1-5	L
Dec. 19	@ Winnipeg	3-2	W
Dec. 20	Los Angeles	5-3	W
Dec. 22	@ Hartford	4-2	W
Dec. 23	Quebec	1-3	L
Dec. 27	Toronto	5-3	W
Dec. 29	@ Montreal	3-6	L
Dec. 31	Winnipeg	6-2	W
Jan. 5	@ Pittsburgh	5-4	W
Jan. 6	Philadelphia	2-4	L
Jan. 9	NY Islanders	3-2	W
Jan. 11	@ Colorado	4-3	W
Jan. 13	@ Edmonton	5-6	L
Jan. 16	@ Los Angeles	4-2	W
Jan. 18	@ Vancouver	2-2	T
Jan. 20	Edmonton	4-4	T
Jan. 21	@ Atlanta	3-3	T
Jan. 24	@ Boston	3-4	L
Jan. 26	@ Montreal	7-2	W
Jan. 27	Los Angeles	9-1	W
Jan. 31	NY Rangers	6-2	W
Feb. 2	@ NY Islanders	2-3	L
Feb. 3	Vancouver	3-0	W
Feb. 7	Pittsburgh	9-0	W
Feb. 9	@ St. Louis	2-3	L
Feb. 11	St. Louis	4-2	W
Feb. 14	Boston	3-3	T
Feb. 16	@ Detroit	4-3	W
Feb. 17	Montreal	2-2	T
Feb. 19	@ Quebec	3-1	W
Feb. 20	Winnipeg	4-3	W
Feb. 24	@ Chicago	1-3	L
Feb. 27	Philadelphia	1-1	T
Feb. 29	@ Edmonton	4-2	W
Mar. 2	@ Minnesota	2-2	T
Mar. 5	@ NY Rangers	2-4	L
Mar. 6	Hartford	4-3	W
Mar. 9	St. Louis	9-4	W
Mar. 12	@ Winnipeg	3-3	T
Mar. 15	@ Los Angeles	2-2	T
Mar. 19	@ Vancouver	3-3	T
Mar. 22	@ Toronto	5-1	W
Mar. 23	NY Islanders	1-1	T
Mar. 25	@ NY Rangers	3-3	T
Mar. 27	Detroit	10-1	W
Mar. 30	Montreal	1-1	T
Apr. 1	@ Atlanta	5-2	W
Apr. 3	Quebec	8-3	W
Apr. 5	@ Pittsburgh	9-1	W
Apr. 6	Toronto	7-3	W

1978-79 REGULAR-SEASON SCORING

NO.	PLAYER	GP	G	A	PTS	+/-	PIM	PP	SH	GW	GT	SHOTS	S%
11	Gilbert Perreault	79	27	58	85	12	20	6	0	4	0	172	15.7
18	Danny Gare	71	27	40	67	18	90	7	0	3	4	260	10.4
14	Rene Robert	68	22	40	62	-12	46	1	0	6	0	206	10.7
20	Don Luce	79	26	35	61	20	14	6	2	7	2	149	17.4
10	Craig Ramsay	80	26	31	57	21	10	4	3	3	3	113	23.0
7	Rick Martin	73	32	21	53	-7	35	8	0	3	0	250	12.8
4	Jerry Korab	78	11	40	51	10	104	8	1	0	2	204	5.4
16	Ric Seiling	78	20	22	42	15	56	2	0	4	0	136	14.7
12	Andre Savard	65	18	22	40	2	20	2	2	1	0	97	18.6
19	Derek Smith	43	14	12	26	-5	8	1	0	0	2	85	16.5
9	Jacques Richard	61	10	15	25	8	26	0	0	1	1	85	11.8
6	Jim Schoenfeld	46	8	17	25	8	67	6	0	0	0	99	8.1
8	Tony McKegney*	52	8	14	22	-2	10	0	0	1	0	67	11.9
5	Lee Fogolin	74	3	19	22	-4	103	0	0	0	0	70	4.3
3	Bill Stewart*	68	1	17	18	0	101	0	0	0	0	87	1.1
25	Terry Martin	64	6	8	14	-17	33	1	0	0	0	38	15.8
15	Gary McAdam	40	6	5	11	-6	13	1	0	1	0	39	15.4
17	Rick Dudley	24	5	6	11	11	2	0	0	1	0	36	13.9
22	Jocelyn Guevremont	34	3	8	11	12	8	0	0	0	0	51	5.9
24	Bill Hajt	40	3	8	11	-4	20	0	1	1	0	53	5.7
23	Ken Breitenbach	30	1	8	9	5	25	0	0	0	0	41	2.4
21	Dave Schultz	28	2	3	5	-12	86	0	0	0	1	16	12.5
15	Mike Boland*	22	1	2	3	6	29	0	0	0	1	17	5.9
29	Richie Dunn*	24	0	3	3	-2	14	0	0	0	0	18	0.0
27	Larry Playfair*	26	0	3	3	1	60	0	0	0	0	12	0.0
1	Don Edwards	54	0	2	2	0	8	0	0	0	0	0	0.0
30	Randy Ireland*	2	0	0	0	0	0	0	0	0	0	0	0.0
28	Bob Sauve*	29	0	0	0	0	2	0	0	0	0	0	0.0

NO.	GOALTENDER	GP	MIN	GAA	W	L	T	EN	SO	GA	SA	S%
1	Don Edwards*	54	3160	3.02	26	18	9	1	2	159	1568	.899
28	Bob Sauve*	29	1610	3.73	10	10	7	0	0	100	810	.877
30	Randy Ireland*	2	30	6.00	0	0	0	0	0	3	17	.824
	TEAM TOTALS	80	4800	3.29	36	28	16	1	2	263	2395	.890

*Rookie

1979-80 REGULAR-SEASON SCORING

NO.	PLAYER	GP	G	A	PTS	+/-	PIM	PP	SH	GW	GT	SHOTS	S%
11	Gilbert Perreault	80	40	66	106	32	57	10	0	5	1	180	22.2
18	Danny Gare	76	56	33	89	49	90	17	0	11	3	270	20.7
7	Rick Martin	80	45	34	79	18	54	8	0	3	1	257	17.5
19	Derek Smith	79	24	39	63	33	16	8	0	3	0	137	17.5
16	Ric Seiling	80	25	35	60	30	54	5	1	2	2	155	16.1
10	Craig Ramsay	80	21	39	60	15	18	5	0	4	1	103	20.4
8	Tony McKegney	80	23	29	52	40	24	1	0	6	1	140	16.4
5	John Van Boxmeer	80	11	40	51	40	55	4	0	1	2	198	5.5
20	Don Luce	80	14	29	43	22	30	0	0	0	2	137	10.2
3	Richie Dunn	80	7	31	38	25	59	4	0	2	0	147	4.8
6	Jim Schoenfeld	77	9	27	36	60	72	4	0	1	2	114	7.9
9	Rick Dudley	66	11	22	33	11	58	0	0	2	0	109	10.1
22	Lindy Ruff*	63	5	14	19	-2	38	1	0	0	0	77	6.5
17	John Gould	52	9	9	18	9	11	0	0	2	0	72	12.5
24	Bill Hajt	75	4	12	16	36	24	0	1	0	0	63	6.3
12	Andre Savard	33	3	10	13	4	16	0	0	2	0	36	8.3
27	Larry Playfair	79	2	10	12	13	145	0	0	0	0	32	6.3
4	Jerry Korab	43	1	10	11	0	74	0	0	1	0	55	1.8
25	Bob Mongrain*	34	4	6	10	6	4	0	0	1	0	33	12.1
15	Rob McClanahan*	13	2	5	7	8	0	0	0	0	0	13	15.4
23	Mike Ramsey*	13	1	6	7	9	6	0	0	1	0	17	5.9
28	Bob Sauve	32	0	4	4	0	2	0	0	0	0	0	0.0
21	Dave Schultz	13	1	0	1	0	28	0	0	0	0	1	100
1	Don Edwards	49	0	1	1	0	8	0	0	0	0	0	0.0

NO.	GOALTENDER	GP	MIN	GAA	W	L	T	EN	SO	GA	SA	SV%
1	Don Edwards	49	2020	2.57	27	9	12	1	2	125	1177	.893
28	Bob Sauve	32	1880	2.36	20	8	4	1	4	74	740	.900
	TEAM TOTALS	80	4800	2.51	47	17	16	2	6	201	1917	.895

*Rookie

1980-81 39-20-21, 1st PLACE — ADAMS DIVISION

Oct. 9	@ Chicago	3-4	L
Oct. 12	Hartford	3-3	T
Oct. 15	Edmonton	2-0	W
Oct. 18	@ Pittsburgh	4-2	W
Oct. 19	Toronto	2-4	L
Oct. 22	Winnipeg	7-4	W
Oct. 25	@ Montreal	5-2	W
Oct. 26	NY Islanders	5-2	W
Oct. 29	Pittsburgh	1-1	T
Nov. 1	@ Detroit	4-2	W
Nov. 2	Vancouver	4-3	W
Nov. 5	Colorado	5-3	W
Nov. 8	@ Washington	3-3	T
Nov. 9	Washington	3-3	T
Nov. 12	Detroit	4-4	T
Nov. 15	@ NY Islanders	1-4	L
Nov. 16	Quebec	8-1	W
Nov. 19	@ Chicago	2-5	L
Nov. 21	@ Winnipeg	4-2	W
Nov. 23	@ Edmonton	3-6	L
Nov. 25	@ St. Louis	3-5	L
Nov. 27	Calgary	6-3	W
Nov. 29	@ Hartford	5-2	W
Nov. 30	Colorado	4-1	W
Dec. 3	Montreal	5-6	L
Dec. 6	@ Minnesota	3-3	T
Dec. 7	Pittsburgh	10-1	W
Dec. 9	@ Colorado	4-4	T
Dec. 11	@ Calgary	4-8	L
Dec. 13	@ Toronto	5-4	W
Dec. 14	Vancouver	2-2	T
Dec. 20	@ Los Angeles	7-4	W
Dec. 21	@ Vancouver	3-3	T
Dec. 26	Chicago	3-2	W
Dec. 28	Boston	5-2	W
Dec. 31	Los Angeles	2-5	L
Jan. 3	@ Quebec	3-3	T
Jan. 4	Minnesota	2-2	T
Jan. 7	Quebec	5-1	W
Jan. 9	@ NY Rangers	3-3	T
Jan. 11	Los Angeles	4-4	T
Jan. 14	Minnesota	1-1	T
Jan. 16	Edmonton	5-5	T
Jan. 18	NY Rangers	4-0	W
Jan. 19	@ Boston	1-5	L
Jan. 21	@ Quebec	6-5	W
Jan. 24	@ Washington	7-4	W
Jan. 26	@ NY Islanders	5-3	W
Jan. 28	Philadelphia	4-4	T
Jan. 31	@ Hartford	5-3	W
Feb. 1	Winnipeg	4-0	W
Feb. 5	@ Philadelphia	4-0	W
Feb. 6	Detroit	7-3	W
Feb. 8	St. Louis	3-3	T
Feb. 12	Washington	6-3	W
Feb. 14	@ Calgary	4-4	T
Feb. 15	@ Edmonton	2-2	T
Feb. 19	@ Montreal	2-5	L
Feb. 21	@ Pittsburgh	6-1	W
Feb. 22	Montreal	2-4	L
Feb. 25	@ NY Rangers	3-6	L
Feb. 27	Chicago	6-1	W
Mar. 1	@ Boston	4-6	L
Mar. 4	Calgary	4-0	W
Mar. 6	Hartford	3-5	L
Mar. 8	Philadelphia	8-4	W
Mar. 11	@ Minnesota	1-3	L
Mar. 13	@ Winnipeg	5-2	W
Mar. 14	@ Vancouver	1-2	L
Mar. 17	@ Los Angeles	3-1	W
Mar. 19	Toronto	14-4	W
Mar. 21	@ Toronto	6-2	W
Mar. 22	St. Louis	5-6	L
Mar. 25	NY Rangers	4-2	W
Mar. 27	@ Colorado	5-3	W
Mar. 28	@ St. Louis	4-7	L
Mar. 30	Boston	2-2	T
Apr. 2	@ Philadelphia	2-2	T
Apr. 4	@ Detroit	5-4	W
Apr. 5	NY Islanders	3-7	L

1981-82 39-26-15, 3rd PLACE — ADAMS DIVISION

Oct. 7	Washington	5-3	W
Oct. 10	@ Montreal	0-9	L
Oct. 11	Vancouver	2-2	T
Oct. 14	Quebec	4-2	W
Oct. 17	@ Washington	4-2	W
Oct. 18	Montreal	3-3	T
Oct. 21	Winnipeg	2-2	T
Oct. 23	Toronto	6-2	W
Oct. 25	Minnesota	3-6	L
Oct. 28	St. Louis	6-2	W
Oct. 31	@ Pittsburgh	1-3	L
Nov. 1	Philadelphia	6-2	W
Nov. 4	Calgary	3-3	T
Nov. 7	@ NY Islanders	6-2	W
Nov. 8	Hartford	2-2	T
Nov. 11	@ NY Rangers	3-7	L
Nov. 13	NY Rangers	3-3	T
Nov. 15	Boston	3-1	W
Nov. 18	@ Chicago	3-4	L
Nov. 20	@ Colorado	4-3	W
Nov. 21	@ Los Angeles	7-1	W
Nov. 25	@ Detroit	3-1	W
Nov. 28	@ Toronto	4-4	T
Nov. 29	NY Islanders	5-2	W
Dec. 3	@ Boston	3-6	L
Dec. 4	@ Hartford	4-2	W
Dec. 6	Pittsburgh	7-4	W
Dec. 9	Colorado	7-1	W
Dec. 12	@ Detroit	4-2	W
Dec. 13	Quebec	4-4	T
Dec. 15	Los Angeles	3-4	L
Dec. 17	@ Philadelphia	1-2	L
Dec. 19	@ Quebec	3-7	L
Dec. 20	Hartford	8-2	W
Dec. 22	@ St. Louis	2-3	L
Dec. 26	@ Pittsburgh	7-5	W
Dec. 27	Washington	3-2	W
Dec. 31	Minnesota	4-2	W
Jan. 2	@ Quebec	3-6	L
Jan. 3	Montreal	3-2	W
Jan. 6	Detroit	5-2	W
Jan. 9	@ Hartford	3-2	W
Jan. 10	Los Angeles	6-4	W
Jan. 13	Chicago	6-2	W
Jan. 15	Toronto	8-2	W
Jan. 17	Hartford	7-1	W
Jan. 19	@ Montreal	2-2	T
Jan. 22	Quebec	5-3	W
Jan. 23	@ Quebec	3-2	W
Jan. 27	@ Vancouver	3-4	L
Jan. 29	@ Edmonton	1-3	L
Jan. 30	@ Calgary	2-3	L
Feb. 3	Boston	2-5	L
Feb. 4	@ Boston	2-5	L
Feb. 7	NY Islanders	3-7	L
Feb. 10	Winnipeg	4-3	W
Feb. 11	@ Philadelphia	4-6	L
Feb. 16	@ St. Louis	2-1	W
Feb. 17	@ Chicago	3-2	W
Feb. 20	@ Montreal	2-2	T
Feb. 21	Colorado	6-2	W
Feb. 24	Edmonton	3-6	L
Feb. 26	@ Winnipeg	4-4	T
Feb. 27	@ Minnesota	5-5	T
Mar. 3	Hartford	3-3	T
Mar. 6	@ Hartford	2-2	T
Mar. 7	Montreal	3-5	L
Mar. 10	@ Vancouver	7-4	W
Mar. 12	@ Edmonton	3-2	W
Mar. 13	@ Calgary	1-4	L
Mar. 16	Boston	3-3	T
Mar. 18	@ Hartford	1-4	L
Mar. 20	@ Boston	4-6	L
Mar. 21	Montreal	5-4	W
Mar. 25	@ Boston	1-5	L
Mar. 26	NY Rangers	5-8	L
Mar. 28	Boston	9-5	W
Mar. 30	@ Quebec	6-4	W
Apr. 3	@ Montreal	5-4	W
Apr. 4	Quebec	4-7	L

1980-81 REGULAR-SEASON SCORING

NO.	PLAYER	GP	G	A	PTS	+/-	PIM	PP	SH	GW	GT	SHOTS	S%
18	Danny Gare	73	46	39	85	12	109	15	0	7	2	248	18.5
12	Andre Savard	79	31	43	74	32	63	2	2	4	1	149	20.8
8	Tony McKegney	80	37	32	69	11	24	9	0	4	0	236	15.7
4	John Van Boxmeer	80	18	51	69	-2	69	6	1	2	2	258	7.0
19	Derek Smith	69	21	43	64	14	12	11	0	2	0	166	12.7
10	Craig Ramsay	80	24	35	59	39	12	1	1	3	2	110	21.8
11	Gilbert Perreault	56	20	39	59	3	56	5	0	3	1	150	13.3
16	Ric Seiling	74	30	27	57	20	80	2	1	4	2	140	21.4
3	Richie Dunn	79	7	42	49	21	34	4	0	1	2	175	40.0
14	Alan Haworth*	49	16	20	36	-6	34	4	0	1	1	72	22.2
6	Jim Schoenfeld	71	8	25	33	28	110	3	0	0	0	101	7.9
20	Don Luce	61	15	13	28	14	19	0	4	2	1	94	16.0
22	Lindy Ruff	65	8	18	26	3	121	1	0	2	0	97	8.2
9	Rick Dudley	38	10	13	23	7	10	2	0	0	0	49	20.4
7	Rick Martin	23	7	14	21	4	20	2	0	3	1	57	12.3
24	Bill Hajt	68	2	19	21	38	42	0	0	0	0	58	3.4
9	Gilles Hamel*	51	10	9	19	-8	53	2	0	0	2	56	17.9
5	Mike Ramsey*	72	3	14	17	3	56	0	0	1	0	72	4.2
15	Rob McClanahan*	53	3	12	15	-19	38	1	0	1	1	67	4.5
21	J.F. Sauve*	20	5	9	14	-2	12	3	0	0	0	26	19.2
27	Larry Playfair	75	3	9	12	4	169	0	0	1	1	54	5.6
26	Steve Patrick*	30	1	7	8	1	25	0	0	0	0	35	2.9
9	Mike Moller*	5	2	2	4	3	0	0	0	0	0	7	28.6
1	Don Edwards	45	0	2	2	0	0	0	0	0	0	0	0.0
28	Bob Sauve	35	0	1	1	0	0	0	0	0	0	0	0.0
23	Randy Cunneyworth*	1	0	0	0	0	2	0	0	0	0	1	0.0
25	Bob Mongrain	4	0	0	0	-2	2	0	0	0	0	2	0.0

NO.	GOALTENDER	GP	MIN	GAA	W	L	T	EN	SO	GA	SA	SV%
1	Don Edwards	45	2700	2.96	23	10	12	4	3	133	1297	.897
28	Bob Sauve	35	2100	3.17	16	10	9	2	2	111	926	.880
	TEAM TOTALS	80	4800	3.13	39	20	21	6	5	250	2223	.888

*Rookie

1981-82 REGULAR-SEASON SCORING

NO.	PLAYER	GP	G	A	PTS	+/-	PIM	PP	SH	GW	GT	SHOTS	S%
11	Gilbert Perreault	62	31	42	73	19	40	2	0	4	0	155	20.0
4	John Van Boxmeer	69	14	54	68	23	62	7	0	1	1	196	7.1
15	Yvon Lambert	77	25	39	64	22	38	14	0	4	2	108	23.1
21	J.F. Sauve*	69	19	36	55	7	46	5	0	1	0	119	16.0
8	Tony McKegney	73	23	29	52	-12	41	8	0	0	1	187	12.3
17	Mike Foligno	56	20	31	51	21	149	4	0	6	0	124	16.1
10	Craig Ramsay	80	16	35	51	14	8	0	1	2	1	109	14.7
22	Lindy Ruff	79	16	32	48	1	194	3	0	6	1	183	8.7
16	Ric Seiling	57	22	25	47	7	58	7	1	3	1	112	19.6
7	Dale McCourt	52	20	22	42	-1	12	4	1	2	1	122	16.4
14	Alan Haworth	57	21	18	39	6	30	3	0	1	2	114	18.4
12	Andre Savard	62	18	20	38	5	24	2	1	3	0	118	15.3
5	Mike Ramsey	80	7	23	30	18	56	2	0	0	0	94	7.4
3	Richie Dunn	72	7	19	26	6	73	0	0	1	1	122	5.7
18	Danny Gare	22	7	14	21	0	25	2	0	1	0	71	9.9
26	Steve Patrick	41	8	8	16	3	64	0	0	0	0	52	15.4
27	Larry Playfair	77	6	10	16	-5	258	0	0	0	3	68	8.8
20	Brent Peterson	46	9	5	14	-3	43	0	0	0	0	41	22.0
24	Bill Hajt	65	2	9	11	11	44	0	0	0	0	58	3.4
25	Bob Mongrain	24	6	4	10	-3	6	0	0	2	0	29	20.7
9	Gilles Hamel	16	2	7	9	-1	2	0	0	1	0	17	11.8
23	Bob Hess	33	0	8	8	6	14	0	0	0	0	33	0.0
28	Ron Fischer*	15	0	7	7	-3	6	0	0	0	0	16	0.0
7	Randy Cunneyworth*	20	2	4	6	-3	47	0	0	0	0	33	6.1
6	Jim Schoenfeld	13	3	2	5	5	30	0	0	1	0	21	14.3
19	Derek Smith	13	3	1	4	0	2	0	0	0	1	15	20.0
1	Don Edwards	62	0	2	2	0	2	0	0	0	0	0	0.0
23	Sean McKenna*	3	0	1	1	3	2	0	0	0	0	6	0.0
23	Hannu Virta*	3	0	1	1	-4	4	0	0	0	0	3	0.0
28	Jim Walsh*	4	0	1	1	1	4	0	0	0	0	8	0.0
19	Jeff Eatough*	1	0	0	0	-1	0	0	0	0	0	0	0.0
20	Kai Suikkanen*	1	0	0	0	-1	0	0	0	0	0	0	0.0
30	Paul Harrison	6	0	0	0	0	2	0	0	0	0	0	0.0
29	Jacques Cloutier*	7	0	0	0	0	0	0	0	0	0	0	0.0
29	Val James*	7	0	0	0	-1	16	0	0	0	0	5	0.0
9	Mike Moller*	9	0	0	0	-7	0	0	0	0	0	2	0.0
28	Bob Sauve	14	0	0	0	0	2	0	0	0	0	0	0.0

NO.	GOALTENDER	GP	MIN	GAA	W	L	T	EN	SO	GA	SA	SV%
1	Don Edwards	62	3500	3.51	26	23	9	3	0	205	1722	.881
28	Bob Sauve*	14	760	2.76	6	1	5	1	0	35	330	.894
29	Jacques Cloutier*	7	311	2.51	5	1	0	1	0	13	151	.914
30	Paul Harrison	6	229	3.67	2	1	1	1	0	14	89	.842
	TEAM TOTALS	80	4800	3.41	39	26	15	6	0	273	2292	.881

*Rookie

1982-83 38-29-13, 3RD PLACE — ADAMS DIVISION

Oct. 6	Quebec	4-6	L
Oct. 9	@ Quebec	4-6	L
Oct. 10	Hartford	4-4	T
Oct. 14	@ Philadelphia	2-4	L
Oct. 16	@ Washington	9-2	W
Oct. 17	Edmonton	6-4	W
Oct. 20	@ Chicago	0-4	L
Oct. 23	@ Detroit	2-6	L
Oct. 24	St. Louis	6-2	W
Oct. 26	@ Montreal	7-7	T
Oct. 30	@ Toronto	3-3	T
Oct. 31	Montreal	3-1	W
Nov. 3	Boston	2-3	L
Nov. 6	@ Hartford	5-2	W
Nov. 7	Vancouver	3-1	W
Nov. 10	Philadelphia	7-2	W
Nov. 13	@ Boston	2-3	L
Nov. 14	Pittsburgh	6-6	T
Nov. 17	@ Winnipeg	7-2	W
Nov. 18	@ Minnesota	1-2	L
Nov. 20	@ Los Angeles	5-2	W
Nov. 24	@ Hartford	4-2	W
Nov. 26	St. Louis	8-6	W
Nov. 28	NY Rangers	7-3	W
Dec. 1	Montreal	2-2	T
Dec. 4	@ Quebec	2-3	L
Dec. 5	Chicago	3-3	T
Dec. 8	@ Pittsburgh	2-4	L
Dec. 11	@ Montreal	2-3	L
Dec. 12	Hartford	1-3	L
Dec. 14	@ NY Islanders	5-3	W
Dec. 16	@ Boston	1-8	L
Dec. 18	@ Quebec	5-4	W
Dec. 19	Quebec	3-1	W
Dec. 22	@ NY Rangers	3-1	W
Dec. 26	Detroit	2-2	T
Dec. 31	NY Islanders	5-1	W
Jan. 2	Hartford	8-4	W
Jan. 4	@ NY Islanders	2-5	L
Jan. 5	@ NY Rangers	3-3	T
Jan. 7	Vancouver	5-5	T
Jan. 9	Los Angeles	7-2	W
Jan. 12	Quebec	2-1	W
Jan. 14	Washington	3-2	W
Jan. 15	@ Washington	4-2	W
Jan. 20	@ Boston	0-4	L
Jan. 22	@ Montreal	1-4	L
Jan. 23	Winnipeg	5-2	W
Jan. 26	Montreal	7-3	W
Jan. 28	Chicago	6-2	W
Jan. 29	@ Toronto	3-5	L
Feb. 2	Minnesota	2-2	T
Feb. 5	@ Quebec	0-0	T
Feb. 6	Boston	1-5	L
Feb. 10	@ Los Angeles	2-7	L
Feb. 12	@ Calgary	2-4	L
Feb. 14	@ St. Louis	4-6	L
Feb. 16	Boston	3-1	W
Feb. 18	Calgary	5-1	W
Feb. 20	Edmonton	4-5	L
Feb. 21	@ New Jersey	4-4	T
Feb. 23	Philadelphia	4-2	W
Feb. 25	Boston	7-6	W
Feb. 27	New Jersey	6-2	W
Mar. 1	@ Hartford	6-5	W
Mar. 3	@ Boston	3-2	W
Mar. 4	Pittsburgh	10-2	W
Mar. 6	Detroit	6-4	W
Mar. 8	@ Minnesota	1-5	L
Mar. 9	@ Winnipeg	0-6	L
Mar. 12	@ Vancouver	3-8	L
Mar. 13	@ Edmonton	2-6	L
Mar. 16	Calgary	5-3	W
Mar. 19	@ Montreal	6-4	W
Mar. 20	Montreal	4-7	L
Mar. 23	Hartford	8-3	W
Mar. 27	Quebec	6-6	T
Mar. 29	@ Hartford	4-5	L
Mar. 31	@ New Jersey	8-5	W
Apr. 3	Toronto	3-4	L

1983-84 48-25-7, 2ND PLACE — ADAMS DIVISION

Oct. 5	Hartford	5-3	W
Oct. 8	@ Quebec	2-9	L
Oct. 9	Washington	5-2	W
Oct. 12	@ Toronto	4-4	T
Oct. 15	@ Boston	3-5	L
Oct. 16	NY Islanders	2-3	L
Oct. 18	@ Pittsburgh	3-1	W
Oct. 22	@ Hartford	5-2	W
Oct. 23	Winnipeg	5-2	W
Oct. 26	@ Detroit	5-6	L*
Oct. 28	Los Angeles	3-3	T
Oct. 30	Montreal	5-4	W
Nov. 2	NY Rangers	3-3	T
Nov. 5	@ NY Islanders	0-4	L
Nov. 6	Quebec	1-7	L
Nov. 9	Boston	3-1	W
Nov. 11	Toronto	3-1	W
Nov. 13	Calgary	11-2	W
Nov. 16	@ Winnipeg	6-5	W*
Nov. 18	@ Edmonton	0-7	L
Nov. 19	@ Calgary	5-2	W
Nov. 23	@ NY Rangers	6-4	W
Nov. 25	Chicago	5-2	W
Nov. 26	@ Quebec	2-3	L
Nov. 29	@ Montreal	5-2	W
Dec. 2	St. Louis	7-6	W
Dec. 4	Montreal	6-2	W
Dec. 6	@ St. Louis	2-8	L
Dec. 7	@ Chicago	2-4	L
Dec. 10	@ Boston	4-2	W
Dec. 11	@ Philadelphia	6-5	W
Dec. 14	New Jersey	3-3	T
Dec. 17	@ Hartford	4-1	W
Dec. 18	Vancouver	3-2	W
Dec. 21	Hartford	3-6	L
Dec. 26	Boston	1-2	L
Dec. 27	@ Montreal	7-4	W
Dec. 29	Quebec	8-5	W
Dec. 31	NY Rangers	2-3	L
Jan. 4	Winnipeg	9-4	W
Jan. 7	@ Washington	4-2	W
Jan. 8	Montreal	4-3	W
Jan. 11	Philadelphia	6-2	W
Jan. 13	Edmonton	3-1	W
Jan. 14	@ Detroit	2-1	W
Jan. 17	@ Vancouver	5-1	W
Jan. 18	@ Los Angeles	4-0	W
Jan. 21	@ St. Louis	2-1	W
Jan. 23	@ Boston	5-3	W
Jan. 25	Washington	2-2	T
Jan. 27	Detroit	2-2	T
Jan. 29	Pittsburgh	7-3	W
Feb. 2	@ Boston	3-5	L
Feb. 3	Minnesota	1-4	L
Feb. 5	Quebec	1-2	L
Feb. 8	@ Pittsburgh	6-5	W*
Feb. 9	New Jersey	8-5	W
Feb. 11	@ Montreal	4-3	W
Feb. 15	Boston	7-4	W
Feb. 17	Minnesota	5-4	W*
Feb. 19	Hartford	5-2	W
Feb. 21	@ Philadelphia	5-4	W*
Feb. 23	@ Hartford	2-3	L
Feb. 25	@ Minnesota	1-5	L
Feb. 27	Boston	1-3	L
Feb. 29	@ Chicago	3-4	L
Mar. 3	@ Quebec	2-4	L
Mar. 4	Quebec	1-1	T
Mar. 6	@ Montreal	8-3	W
Mar. 9	Los Angeles	7-3	W
Mar. 11	Hartford	4-3	W*
Mar. 14	@ Calgary	4-2	W
Mar. 17	@ Vancouver	5-2	W
Mar. 18	@ Edmonton	3-4	L
Mar. 21	Montreal	4-2	W
Mar. 24	@ New Jersey	6-0	W
Mar. 25	NY Islanders	3-5	L
Mar. 27	@ Hartford	1-4	L
Mar. 31	@ Quebec	1-4	L
Apr. 1	Toronto	4-2	W

** - overtime decision*

1982-83 REGULAR-SEASON SCORING

NO.	PLAYER	GP	G	A	PTS	+/-	PIM	PP	SH	GW	GT	SHOTS	S%
11	Gilbert Perreault	77	30	46	76	-10	34	8	2	5	0	192	15.6
8	Tony McKegney	78	36	37	73	2	18	10	0	2	1	180	20.0
6	Phil Housley*	77	19	47	66	-4	39	11	0	2	2	183	10.4
7	Dale McCourt	62	20	32	52	-12	10	3	1	3	1	117	17.1
17	Mike Foligno	66	22	25	47	9	135	4	0	4	2	130	16.9
9	Gilles Hamel	66	22	20	42	4	26	2	0	1	1	120	18.3
16	Ric Seiling	75	19	22	41	2	41	6	0	2	0	127	15.0
12	Andre Savard	68	16	25	41	11	28	3	2	2	0	122	13.1
5	Mike Ramsey	77	8	30	38	20	55	1	1	1	0	116	6.9
29	Dave Andreychuk*	43	14	23	37	6	16	3	0	1	0	66	21.2
3	Hannu Virta*	74	13	24	37	7	18	2	2	1	0	169	7.7
20	Brent Peterson	75	13	24	37	10	38	1	1	0	1	98	13.3
22	Lindy Ruff	60	12	17	29	15	130	2	0	1	1	110	10.9
10	Craig Ramsay	64	11	18	29	14	7	0	3	1	2	87	12.6
18	Paul Cyr*	36	15	12	27	-6	59	5	0	2	1	65	23.1
4	John Van Boxmeer	65	6	21	27	7	53	1	0	1	0	144	4.2
19	Sean McKenna*	46	10	14	24	-4	4	1	0	1	0	69	14.5
26	Steve Patrick	56	9	13	22	4	26	0	0	1	0	63	14.3
25	Mal Davis*	24	8	12	20	-6	0	3	0	3	0	32	25.0
14	Mike Moller	49	6	12	18	2	14	1	0	3	0	43	14.0
27	Larry Playfair	79	4	13	17	5	180	0	0	0	0	75	5.3
24	Bill Hajt	72	3	12	15	6	26	0	0	1	0	52	5.8
31	Dave Fenyves*	24	0	8	8	-10	14	0	0	0	0	20	0.0
21	J.F. Sauve	9	0	4	4	0	9	0	0	0	0	15	0.0
15	Geordie Robertson*	5	1	2	3	-1	7	0	0	0	0	10	10.0
32	Gary McAdam	4	1	0	1	-4	0	0	0	0	0	3	33.3
28	Bob Sauve	54	0	1	1	0	8	0	0	0	0	0	0.0
23	Kai Suikkanen*	1	0	0	0	1	0	0	0	0	0	1	0.0
23	Ron Fischer*	3	0	0	0	0	0	0	0	0	0	1	0.0
25	Jere Gillis	3	0	0	0	-6	0	0	0	0	0	3	0.0
33	Phil Myre	5	0	0	0	0	2	0	0	0	0	0	0.0
1	Jacques Cloutier*	25	0	0	0	0	0	0	0	0	0	0	0.0

NO.	GOALTENDER	GP	MIN	GAA	W	L	T	EN	SO	GA	SA	SV%
28	Bob Sauve	54	3110	3.45	25	20	7	3	1	179	1393	.871
1	Jacques Cloutier*	25	1390	3.50	10	7	6	0	0	81	572	.858
33	Phil Myre	5	300	4.20	3	2	0	1	0	21	152	.861
	TEAM TOTALS	80	4800	3.56	38	29	13	4	1	285	2117	.865

*Rookie

1983-84 REGULAR-SEASON SCORING

NO.	PLAYER	GP	G	A	PTS	+/-	PIM	PP	SH	GW	GT	SHOTS	S%
11	Gilbert Perreault	73	31	59	90	19	32	8	2	7	1	165	18.8
25	Dave Andreychuk	78	38	42	80	20	42	10	0	7	1	178	21.3
6	Phil Housley	75	31	46	77	4	33	13	2	6	1	234	13.2
17	Mike Foligno	70	32	31	63	32	151	6	0	5	0	183	17.5
8	Real Cloutier	77	24	36	60	-1	25	9	0	6	0	169	14.2
22	Lindy Ruff	58	14	31	45	15	101	3	0	4	0	126	11.1
9	Gilles Hamel	75	21	23	44	4	37	4	2	1	0	135	15.6
18	Paul Cyr	71	16	27	43	-3	52	5	0	1	1	142	11.3
3	Hannu Virta	70	6	30	36	14	12	4	0	0	0	98	6.1
16	Ric Seiling	78	13	22	35	10	42	0	3	0	0	135	9.6
5	Mike Ramsey	72	9	22	31	26	82	1	0	4	0	134	6.7
12	Sean McKenna	78	20	10	30	0	45	0	0	2	0	107	18.7
24	Bill Hajt	79	3	24	27	26	32	0	1	0	0	53	5.7
10	Craig Ramsay	76	9	17	26	3	17	0	0	0	0	97	9.3
20	Brent Peterson	70	9	12	21	3	52	0	0	0	0	81	11.1
19	Jim Wiemer*	64	5	15	20	1	48	0	1	0	1	91	5.5
7	John Tucker*	21	12	4	16	2	4	5	0	2	0	40	30.0
14	Mike Moller	59	5	11	16	2	27	0	0	1	0	43	11.6
27	Larry Playfair	76	5	11	16	4	209	0	0	0	2	67	7.5
44	Jerry Korab	48	2	9	11	4	82	1	0	1	0	41	4.9
21	Claude Verret*	11	2	5	7	-3	2	1	0	0	0	14	14.3
26	Steve Patrick	11	1	4	5	-2	6	0	0	0	0	11	9.1
15	Adam Creighton*	7	2	2	4	0	4	0	0	1	0	8	25.0
7	Dale McCourt	5	1	3	4	-2	0	0	0	0	0	5	20.0
4	Mark Renaud	10	1	3	4	1	6	0	0	0	0	11	9.1
31	Dave Fenyves*	10	0	4	4	7	9	0	0	0	0	4	0.0
26	Mal Davis	11	2	1	3	-1	4	1	0	0	0	12	16.7
30	Tom Barrasso*	42	0	2	2	0	20	0	0	0	0	0	0.0
16	Chris Langevin*	6	1	0	1	-2	2	0	0	0	0	4	25.0
28	Bob Sauve	40	0	0	0	0	2	0	0	0	0	0	0.0

NO.	GOALTENDER	GP	MIN	GAA	W	L	T	EN	SO	GA	SA	SV%
30	Tom Barrasso*	42	2475	2.84	26	12	3	2	2	117	1098	.893
28	Bob Sauve	40	2375	3.49	22	13	4	0	0	138	1050	.869
	TEAM TOTALS	80	4850	3.18	48	25	7	2	2	257	2148	.880

*Rookie

1984-85 38-28-14, 3RD PLACE — ADAMS DIVISION

Oct. 11	Montreal	4-3	W
Oct. 13	@ Toronto	3-4	L*
Oct. 14	Detroit	6-4	W
Oct. 17	@ Quebec	1-4	L
Oct. 19	Quebec	5-4	W
Oct. 21	Minnesota	8-6	W
Oct. 25	@ Montreal	2-3	L
Oct. 26	@ Detroit	3-7	L
Oct. 28	Calgary	6-2	W
Oct. 31	Philadelphia	3-3	T
Nov. 2	Hartford	8-1	W
Nov. 3	@ Hartford	4-4	T
Nov. 7	@ Minnesota	9-6	W
Nov. 9	@ Los Angeles	2-3	L
Nov. 11	@ Winnipeg	2-3	L
Nov. 14	Boston	4-2	W
Nov. 16	Washington	3-2	W
Nov. 17	@ Washington	2-3	L
Nov. 21	@ NY Rangers	2-3	L
Nov. 23	Philadelphia	2-4	L
Nov. 24	@ NY Islanders	3-6	L
Nov. 27	@ Pittsburgh	2-2	T
Nov. 30	Montreal	2-2	T
Dec. 1	@ Montreal	2-3	L
Dec. 5	Boston	3-3	T
Dec. 8	@ Boston	3-1	W
Dec. 9	Quebec	4-4	T
Dec. 12	@ Hartford	2-2	T
Dec. 14	Detroit	4-4	T
Dec. 16	Vancouver	2-2	T
Dec. 19	@ Chicago	6-3	W
Dec. 22	@ Quebec	1-3	L
Dec. 23	St. Louis	3-2	W
Dec. 26	Toronto	6-0	W
Dec. 28	Winnipeg	4-0	W
Dec. 29	@ New Jersey	2-1	W
Dec. 31	New Jersey	6-4	W
Jan. 4	Pittsburgh	7-2	W
Jan. 5	@ NY Islanders	7-3	W
Jan. 8	Hartford	4-4	T
Jan. 10	@ Boston	3-0	W
Jan. 12	@ Montreal	1-1	T
Jan. 13	Edmonton	4-5	L
Jan. 16	@ NY Rangers	2-2	T
Jan. 18	Chicago	4-3	W
Jan. 19	@ Hartford	2-0	W
Jan. 24	@ Boston	2-5	L
Jan. 25	@ Quebec	2-4	L
Jan. 27	Quebec	3-2	W
Jan. 30	Boston	6-2	W
Feb. 2	@ Philadelphia	6-3	W
Feb. 3	Calgary	6-1	W
Feb. 6	@ Minnesota	3-1	W
Feb. 9	@ Calgary	6-1	W
Feb. 15	Montreal	3-4	L*
Feb. 16	@ Montreal	4-3	W
Feb. 18	Edmonton	4-6	L
Feb. 22	St. Louis	1-4	L
Feb. 24	Los Angeles	2-4	L
Feb. 26	@ New Jersey	4-3	W
Feb. 27	@ St. Louis	1-3	L
Mar. 2	@ Washington	4-0	W
Mar. 3	NY Islanders	2-3	L
Mar. 5	Hartford	6-3	W
Mar. 8	Chicago	7-2	W
Mar. 10	@ Los Angeles	4-4	T
Mar. 13	@ Vancouver	4-6	L
Mar. 15	@ Edmonton	4-4	T
Mar. 17	@ Winnipeg	3-5	L
Mar. 20	Vancouver	4-5	L
Mar. 22	Pittsburgh	3-1	W
Mar. 24	Boston	3-4	L*
Mar. 26	@ Quebec	3-4	L
Mar. 27	NY Rangers**	3-2	W
Mar. 30	@ Hartford	2-1	W
Mar. 31	Quebec	3-1	W
Apr. 2	Hartford	2-1	W
Apr. 4	@ Boston	3-5	L
Apr. 6	@ Toronto	5-2	W
Apr. 7	Montreal	4-5	L

** - overtime decision ** - rescheduled from Jan. 22*

1985-86 37-37-6, 5TH PLACE — ADAMS DIVISION

Oct. 10	Hartford	4-5	L
Oct. 12	@ Minnesota	6-2	W
Oct. 14	Detroit	6-1	W
Oct. 16	@ Montreal	6-0	W
Oct. 18	Washington	1-4	L
Oct. 19	@ Washington	2-2	T
Oct. 23	Montreal	4-5	L
Oct. 25	Vancouver	5-4	W
Oct. 27	Minnesota	3-2	W
Oct. 30	@ Calgary	2-4	L
Nov. 1	@ Edmonton	2-0	W
Nov. 2	@ Vancouver	2-6	L
Nov. 6	Winnipeg	7-3	W
Nov. 8	St. Louis	5-4	W
Nov. 10	Calgary	5-1	W
Nov. 13	Boston	6-4	W
Nov. 16	@ Quebec	1-3	L
Nov. 17	Toronto	3-5	L
Nov. 19	@ Hartford	2-0	W
Nov. 22	Quebec	7-5	W
Nov. 25	Minnesota	3-4	L
Nov. 27	@ Detroit	1-4	L
Nov. 29	Montreal	2-5	L
Nov. 30	@ Toronto	2-3	L*
Dec. 4	@ St. Louis	6-3	W
Dec. 6	Pittsburgh	1-3	L
Dec. 8	@ Boston	3-3	T
Dec. 10	@ Quebec	3-7	L
Dec. 13	Hartford	4-6	L
Dec. 15	Quebec	6-2	W
Dec. 17	@ NY Islanders	3-7	L
Dec. 18	@ NY Rangers	5-4	W
Dec. 21	@ Montreal	1-3	L
Dec. 22	Boston	5-3	W
Dec. 26	NY Rangers	6-1	W
Dec. 29	NY Islanders	4-3	W
Dec. 31	Boston	6-6	T
Jan. 2	@ Detroit	2-2	T
Jan. 4	@ Boston	0-4	L
Jan. 5	Los Angeles	2-3	L
Jan. 10	Toronto	9-7	W
Jan. 11	@ Pittsburgh	3-3	T
Jan. 15	@ Chicago	2-4	L
Jan. 17	Montreal	5-4	W*
Jan. 19	@ New Jersey	6-3	W
Jan. 22	Winnipeg	6-3	W
Jan. 24	Chicago	3-5	L
Jan. 25	@ Quebec	3-4	L
Jan. 27	@ Montreal	1-4	L
Jan. 29	@ Winnipeg	3-5	L
Jan. 31	NY Rangers	5-3	W
Feb. 2	Quebec	5-3	W
Feb. 6	@ Boston	8-6	W
Feb. 8	@ Hartford	4-2	W
Feb. 9	Edmonton	4-2	W
Feb. 12	Philadelphia	0-4	L
Feb. 14	@ Calgary	3-3	T
Feb. 16	@ Edmonton	5-7	L
Feb. 19	Hartford	4-6	L
Feb. 21	NY Islanders	5-1	W
Feb. 23	Washington	4-1	W
Feb. 26	@ Pittsburgh	2-5	L
Feb. 28	Quebec	2-6	L
Mar. 1	@ Quebec	8-4	W
Mar. 4	@ Philadelphia	6-4	W
Mar. 5	@ Hartford	1-5	L
Mar. 7	Hartford	2-6	L
Mar. 9	New Jersey	4-3	W
Mar. 11	@ St. Louis	2-3	L*
Mar. 12	@ Chicago	7-6	W
Mar. 15	@ Los Angeles	3-5	L
Mar. 19	@ Vancouver	4-3	W
Mar. 21	New Jersey	3-6	L
Mar. 23	Los Angeles	6-1	W
Mar. 27	@ Philadelphia	1-0	W
Mar. 29	@ Boston	1-2	L
Mar. 30	Boston	3-5	L
Apr. 1	@ Hartford	3-5	L
Apr. 4	Montreal	4-2	W
Apr. 5	@ Montreal	2-4	L

** - overtime decision*

1984-85 REGULAR-SEASON SCORING

NO.	PLAYER	GP	G	A	PTS	+/-	PIM	PP	SH	GW	GT	SHOTS	S%
11	Gilbert Perreault	78	30	53	83	5	42	10	1	1	0	167	18.0
6	Phil Housley	73	16	53	69	13	28	3	0	4	0	187	8.6
25	Dave Andreychuk	64	31	30	61	-2	54	14	0	2	1	153	20.3
17	Mike Foligno	77	27	29	56	14	154	6	0	6	2	167	16.2
7	John Tucker*	64	22	27	49	6	21	11	0	3	0	111	19.8
9	Gilles Hamel	80	18	30	48	-1	36	5	3	4	2	158	11.4
18	Paul Cyr	71	22	24	46	-5	63	5	0	1	2	168	13.1
12	Sean McKenna	65	20	16	36	-6	41	2	0	0	0	108	18.5
20	Brent Peterson	74	12	22	34	16	47	2	1	2	0	104	11.5
10	Craig Ramsay	79	12	21	33	17	16	0	0	1	0	70	17.1
16	Ric Seiling	73	16	15	31	28	86	2	3	3	0	118	13.6
5	Mike Ramsey	79	8	22	30	29	102	3	0	2	0	159	5.0
29	Mal Davis	47	17	9	26	-2	26	5	0	5	0	62	27.4
22	Lindy Ruff	39	13	11	24	-3	45	2	0	2	0	71	18.3
3	Hannu Virta	51	1	23	24	-1	16	0	0	0	0	57	1.8
26	Dave Maloney	52	1	21	22	17	41	0	0	0	0	36	2.8
24	Bill Hajt	57	5	13	18	32	14	1	1	0	1	53	9.4
27	Larry Playfair	72	3	14	17	-2	157	0	0	1	0	63	4.8
15	Adam Creighton*	30	2	8	10	-7	33	1	0	0	0	20	10.0
23	Gates Orlando*	11	3	6	9	3	6	1	0	0	0	22	13.6
31	Dave Fenyves	60	1	8	9	1	27	0	0	0	0	50	2.0
4	Jerry Korab	25	1	6	7	-8	29	0	0	1	0	30	3.3
32	Norm Lacombe*	30	2	4	6	-3	25	0	0	0	0	30	6.7
4	Timo Jutila*	10	1	5	6	-5	13	1	0	0	0	28	3.6
30	Tom Barrasso	54	0	6	6	0	41	0	0	0	0	0	0.0
19	Jim Wiemer	10	3	2	5	-5	4	2	0	0	0	22	13.6
26	Steve Patrick	14	2	2	4	-3	4	0	0	0	0	12	16.7
13	Jim Schoenfeld	34	0	3	3	-1	28	0	0	0	0	38	0.0
8	Bob Mongrain	8	1	1	2	1	0	0	0	0	0	10	10.0
14	Mike Moller	5	0	2	2	0	0	0	0	0	0	5	0.0
1	Jacques Cloutier	1	0	1	1	0	0	0	0	0	0	1	0.0
28	Bob Sauve	27	0	1	1	0	4	0	0	0	0	0	0.0
21	Claude Verret*	3	0	0	0	-2	0	0	0	0	0	5	0.0
8	Real Cloutier	4	0	0	0	-2	0	0	0	0	0	6	0.0

NO.	GOALTENDER	GP	MIN	GAA	W	L	T	EN	SO	GA	SA	SV%
30	Tom Barrasso	54	3248	2.66	25	18	10	4	5	144	1274	.887
28	Bob Sauve	27	1564	3.22	13	10	3	1	0	84	581	.855
1	Jacques Cloutier	1	65	3.69	0	0	1	0	0	4	37	.892
	TEAM TOTALS	80	4877	2.92	38	28	14	5	5	237	1892	.875

*Rookie

1985-86 REGULAR-SEASON SCORING

NO.	PLAYER	GP	G	A	PTS	+/-	PIM	PP	SH	GW	GT	SHOTS	S%
25	Dave Andreychuk	80	36	51	87	3	61	12	0	3	0	225	16.0
17	Mike Foligno	79	41	39	80	25	168	7	1	4	0	223	18.4
7	John Tucker	75	31	34	65	0	39	8	0	3	0	146	21.2
6	Phil Housley	79	15	47	62	-9	54	7	0	2	0	180	8.3
11	Gilbert Perreault	72	21	39	60	-10	28	5	1	3	0	164	12.8
18	Paul Cyr	71	20	31	51	4	120	4	1	2	0	151	13.2
9	Gilles Hamel	77	19	25	44	-27	61	4	3	4	0	158	12.0
22	Lindy Ruff	54	20	12	32	8	158	5	1	4	0	131	15.3
5	Mike Ramsey	76	7	21	28	1	117	1	0	1	1	154	4.5
3	Hannu Virta	47	5	23	28	2	16	1	0	0	0	81	6.2
23	Gates Orlando*	61	13	12	25	-7	29	1	2	1	0	70	18.6
16	Ric Seiling	69	12	13	25	-5	74	0	0	1	0	85	14.1
4	Steve Dykstra*	65	4	21	25	1	108	1	1	0	0	70	5.7
15	Doug Smith	30	10	11	21	2	73	3	1	3	0	72	13.9
12	Sean McKenna	45	6	12	18	-8	28	1	0	2	0	83	7.2
24	Bill Hajt	58	1	16	17	17	25	0	0	0	0	42	2.4
32	Norm Lacombe	25	6	7	13	9	13	3	0	2	0	38	15.8
26	Pat Hughes	50	4	9	13	-6	25	0	0	0	0	51	7.8
14	Mikael Andersson*	33	1	9	10	0	4	0	0	0	0	13	7.7
19	Bob Halkidis*	37	1	9	10	-3	115	0	0	0	0	19	5.3
21	Richie Dunn	29	4	5	9	-5	25	4	0	0	0	55	7.3
20	Don Lever	29	7	1	8	-5	6	0	1	1	0	31	22.6
8	Dave Fenyves	47	0	7	7	12	37	0	0	0	0	31	0.0
12	Jody Gage	7	3	2	5	-3	0	3	0	0	0	18	16.7
26	Phil Russell	12	2	3	5	-8	12	0	0	0	0	15	13.3
28	Brian Engblom	30	1	4	5	3	16	0	0	0	0	24	4.2
30	Tom Barrasso	60	0	4	4	0	28	0	0	0	0	0	0.0
15	Chris Langevin	16	2	1	3	3	20	0	0	0	0	10	20.0
27	Larry Playfair	47	1	2	3	-8	100	0	0	0	0	35	2.9
29	Mal Davis	7	2	0	2	-1	4	2	0	0	0	5	40.0
34	Adam Creighton	20	1	1	2	-2	2	0	0	1	0	9	11.1
1	Jacques Cloutier	15	0	2	2	0	2	0	0	0	0	0	0.0
28	Paul Gardner	2	0	0	0	-3	0	0	0	0	0	4	0.0
28	Richard Hajdu*	3	0	0	0	1	4	0	0	0	0	2	0.0
31	Joe Reekie*	3	0	0	0	-2	14	0	0	0	0	1	0.0
33	Jim Hofford*	5	0	0	0	-1	5	0	0	0	0	3	0.0
35	Daren Puppa*	7	0	0	0	0	0	0	0	0	0	0	0.0

NO.	GOALTENDER	GP	MIN	GAA.	W	L	T	EN	SO	GA	SA	SV%
30	Tom Barrasso	60	3561	3.61	29	24	5	5	2	214	1778	.879
1	Jacques Cloutier	15	872	3.37	5	9	1	2	1	49	428	.885
35	Daren Puppa*	7	401	3.14	3	4	0	0	1	21	184	.886
	TEAM TOTALS	80	4834	3.61	37	37	6	7	4	291	2390	.878

*Rookie

1986-87 28-44-8, 5TH PLACE — ADAMS DIVISION

Oct. 9	@ Winnipeg	2-3	L
Oct. 11	@ Toronto	5-5	T
Oct. 12	Calgary	2-4	L
Oct. 15	Montreal	0-0	T
Oct. 17	Pittsburgh	3-7	L
Oct. 18	@ Washington	4-2	W
Oct. 22	@ Pittsburgh	4-5	L*
Oct. 24	Hartford	4-5	L
Oct. 25	@ Hartford	2-3	L
Oct. 29	@ Montreal	2-5	L
Nov. 1	@ New Jersey	3-1	W
Nov. 2	@ Boston	7-1	W
Nov. 5	Boston	8-3	W
Nov. 7	Vancouver	6-7	L
Nov. 9	NY Islanders	3-4	L
Nov. 12	@ NY Rangers	1-2	L*
Nov. 15	@ Montreal	2-4	L
Nov. 19	Boston	4-4	T
Nov. 21	Quebec	1-6	L
Nov. 22	@ Quebec	1-3	L
Nov. 26	@ Hartford	0-3	L
Nov. 28	Boston	4-3	W
Nov. 29	@ Boston	2-6	L
Dec. 2	Minnesota	4-5	L
Dec. 5	St. Louis	5-6	L
Dec. 6	@ New Jersey	3-4	L
Dec. 9	@ Detroit	5-5	T
Dec. 10	@ Chicago	3-6	L
Dec. 13	@ Quebec	0-7	L
Dec. 14	Hartford	4-3	W
Dec. 17	@ Hartford	3-4	L
Dec. 19	Montreal	3-2	W
Dec. 20	@ Toronto	4-5	L*
Dec. 23	Philadelphia	2-1	W
Dec. 26	Pittsburgh	3-3	T
Dec. 28	Calgary	1-4	L
Dec. 31	Chicago	5-2	W
Jan. 2	Winnipeg	3-6	L
Jan. 4	Quebec	7-2	W
Jan. 7	@ Winnipeg	4-2	W
Jan. 8	@ Minnesota	4-5	L*
Jan. 10	@ Los Angeles	8-5	W
Jan. 14	Montreal	3-3	T
Jan. 17	@ Montreal	2-4	L
Jan. 18	Edmonton	6-5	W*
Jan. 20	@ Minnesota	0-5	L
Jan. 23	Washington	2-3	L
Jan. 24	@ Washington	6-3	W
Jan. 26	@ Boston	2-6	L
Jan. 28	Philadelphia	4-7	L
Jan. 30	Quebec	3-1	W
Feb. 1	Detroit	6-1	W
Feb. 4	@ Hartford	3-1	W
Feb. 7	@ Quebec	2-5	L
Feb. 8	Chicago	7-4	W
Feb. 14	@ NY Islanders	5-1	W
Feb. 18	Boston	4-3	W
Feb. 20	@ NY Rangers	6-3	W
Feb. 22	Hartford	5-3	W
Feb. 24	NY Rangers	3-6	L
Feb. 26	St. Louis	4-3	W
Feb. 28	@ Boston	1-5	L
Mar. 1	Vancouver	2-4	L
Mar. 3	@ Philadelphia	2-4	L
Mar. 5	New Jersey	6-4	W
Mar. 7	@ Quebec	5-5	T
Mar. 8	Quebec	5-1	W
Mar. 11	@ Los Angeles	3-2	W
Mar. 13	@ Vancouver	4-6	L
Mar. 14	@ Edmonton	3-5	L
Mar. 17	@ Calgary	2-6	L
Mar. 20	Montreal	2-3	L
Mar. 22	Detroit	3-2	W
Mar. 24	Toronto	5-6	L
Mar. 26	Los Angeles	3-5	L
Mar. 28	@ Montreal	3-6	L
Mar. 29	Edmonton	2-3	L
Apr. 2	@ St. Louis	3-5	L
Apr. 4	@ NY Islanders	6-6	T
Apr. 5	Hartford	6-0	W

** - overtime decision*

1987-88 37-32-11, 3RD PLACE — ADAMS DIVISION

Oct. 8	Minnesota	2-2	T
Oct. 10	@ Montreal	3-6	L
Oct. 11	Washington	6-5	W
Oct. 13	@ Pittsburgh	3-8	L
Oct. 16	Quebec	2-2	T
Oct. 17	@ Quebec	6-3	W
Oct. 21	Hartford	3-5	L
Oct. 23	Montreal	5-3	W
Oct. 24	@ Pittsburgh	3-5	L
Oct. 28	@ Hartford	2-2	T
Oct. 30	Los Angeles	5-1	W
Nov. 1	Chicago	5-3	W
Nov. 4	@ Los Angeles	5-4	W
Nov. 7	@ Edmonton	0-5	L
Nov. 8	@ Calgary	6-3	W
Nov. 11	@ Vancouver	4-4	T
Nov. 13	Minnesota	4-5	L
Nov. 15	Toronto	5-4	W
Nov. 18	@ Hartford	1-9	L
Nov. 20	Washington	5-3	W
Nov. 22	Los Angeles	5-8	L
Nov. 25	@ Philadelphia	2-5	L
Nov. 27	Hartford	2-4	L
Nov. 29	Edmonton	2-5	L
Dec. 3	Quebec	6-3	W
Dec. 5	@ Hartford	1-2	L
Dec. 6	Vancouver	1-5	L
Dec. 9	@ Chicago	6-2	W
Dec. 12	@ Boston	3-3	T
Dec. 13	Calgary	1-7	L
Dec. 18	Montreal	2-2	T
Dec. 19	@ Montreal	2-1	W
Dec. 22	@ Boston	0-9	L
Dec. 23	@ Detroit	5-2	W
Dec. 27	Pittsburgh	3-3	T
Dec. 29	@ Quebec	1-5	L
Dec. 31	Boston	0-2	L
Jan. 2	@ Toronto	6-4	W
Jan. 3	Quebec	2-1	W
Jan. 6	@ Montreal	6-5	W
Jan. 8	Hartford	3-1	W
Jan. 10	NY Rangers	4-3	W
Jan. 12	@ St. Louis	4-2	W
Jan. 14	@ Philadelphia	1-3	L
Jan. 16	@ Boston	1-5	L
Jan. 17	NY Islanders	5-2	W
Jan. 20	Boston	5-3	W
Jan. 22	New Jersey	7-3	W
Jan. 23	@ Washington	3-3	T
Jan. 25	@ New Jersey	5-2	W
Jan. 27	Montreal	1-4	L
Jan. 29	NY Islanders	2-5	L
Jan. 31	Winnipeg	4-4	T
Feb. 2	@ Quebec	6-3	W
Feb. 5	Toronto	5-2	W
Feb. 6	@ NY Islanders	4-6	L
Feb. 12	@ Winnipeg	5-7	L
Feb. 14	@ Chicago	3-4	L*
Feb. 16	@ St. Louis	3-0	W
Feb. 19	Philadelphia	4-5	L
Feb. 21	Quebec	5-6	L
Feb. 25	St. Louis	5-2	W
Feb. 27	@ Hartford	4-3	W
Feb. 28	Winnipeg	5-3	W
Mar. 1	@ Detroit	0-4	L
Mar. 4	NY Rangers	6-3	W
Mar. 6	Boston	3-0	W
Mar. 9	@ Minnesota	6-2	W
Mar. 12	@ Calgary	4-10	L
Mar. 13	@ Vancouver	7-5	W
Mar. 15	@ Edmonton	4-6	L
Mar. 19	@ Boston	4-3	W
Mar. 20	Boston	2-6	L
Mar. 22	@ NY Rangers	3-2	W
Mar. 25	New Jersey	2-2	T
Mar. 27	Detroit	3-5	L
Mar. 29	@ Quebec	3-1	W
Mar. 31	Hartford	3-2	W
Apr. 2	@ Montreal	4-9	L
Apr. 3	Montreal	4-4	T

** - overtime decision*

1986-87 REGULAR-SEASON SCORING

NO.	PLAYER	GP	G	A	PTS	+/-	PIM	PP	SH	GW	GT	SHOTS	S%
25	Dave Andreychuk	77	25	48	73	2	46	13	0	2	1	255	9.8
6	Phil Housley	78	21	46	67	-2	57	8	1	2	0	202	10.4
21	Christian Ruuttu*	76	22	43	65	9	62	3	1	1	1	167	13.2
17	Mike Foligno	75	30	29	59	13	176	11	1	5	0	185	16.2
7	John Tucker	54	17	34	51	-3	21	4	0	0	1	104	16.3
38	Adam Creighton	56	18	22	40	4	26	6	0	3	0	109	16.5
15	Doug Smith	62	16	24	40	-	106	7	0	2	0	158	10.1
5	Mike Ramsey	80	8	31	39	1	109	2	1	0	0	154	5.2
27	Wilf Paiement	56	20	17	37	2	108	2	0	3	0	117	17.1
18	Paul Cyr	73	11	16	27	-16	122	0	0	1	0	131	8.4
39	Clark Gillies	61	10	17	27	0	81	1	0	2	0	106	9.4
9	Scott Arniel	63	11	14	25	-1	59	0	0	3	0	90	12.2
28	Tom Kurvers	55	6	17	23	-10	24	1	0	1	0	71	8.5
22	Lindy Ruff	50	6	14	20	-12	74	0	1	1	0	95	6.3
12	Ken Priestlay*	34	11	6	17	3	8	3	0	0	0	49	22.4
11	Gilbert Perreault	20	9	7	16	-2	6	1	0	1	0	35	25.7
34	Jim Korn	52	4	10	14	-3	158	0	0	0	0	35	11.4
37	Shawn Anderson*	41	2	11	13	0	23	0	0	0	0	26	7.7
32	Norm Lacombe	39	4	7	11	-9	8	1	0	0	1	48	8.3
26	Bob Logan*	22	7	3	10	5	0	1	0	0	0	22	31.8
65	Mark Napier	15	5	5	10	-5	0	1	0	0	0	40	12.5
23	Gates Orlando	27	2	8	10	-6	16	0	0	0	0	24	8.3
31	Joe Reekie*	56	1	8	9	6	82	0	0	0	0	56	1.8
29	Jeff Parker*	15	3	3	6	1	7	0	0	0	0	10	30.0
20	Mike Hartman*	17	3	3	6	2	69	0	0	0	0	19	15.8
20	Don Lever	10	3	2	5	-3	4	3	0	1	0	8	37.5
40	Uwe Krupp*	26	1	4	5	-9	23	0	0	0	0	34	2.9
16	Paul Brydges*	15	2	2	4	4	6	0	0	0	0	8	25.0
29	Mark Ferner*	13	0	3	3	2	9	0	0	0	0	5	0.0
14	Mikael Andersson	16	0	3	3	-2	0	0	0	0	0	6	0.0
19	Bob Halkidis	6	1	1	2	3	19	0	0	0	0	4	25.0
26	Phil Russell	6	0	2	2	0	12	0	0	0	0	2	0.0
33	Lee Fogolin	9	0	2	2	-2	8	0	0	0	0	5	0.0
24	Bill Hajt	23	0	2	2	0	4	0	0	0	0	11	0.0
1	Jacques Cloutier	40	0	2	2	0	10	0	0	0	0	0	0.0
8	Dave Fenyves	7	1	0	1	-3	0	0	0	0	0	3	33.3
3	Richie Dunn	2	0	1	1	2	2	0	0	0	0	1	0.0
4	Steve Dykstra	37	0	1	1	-7	179	0	0	0	0	21	0.0
30	Tom Barrasso	46	0	1	1	0	22	0	0	0	0	0	0.0
8	Richard Hajdu*	2	0	0	0	1	0	0	0	0	0	1	0.0
19	Doug Trapp*	2	0	0	0	0	0	0	0	0	0	1	0.0
35	Daren Puppa*	3	0	0	0	0	2	0	0	0	0	0	0.0
3	Jim Hofford*	12	0	0	0	-1	40	0	0	0	0	8	0.0

NO.	GOALTENDER	GP	MIN	GAA	W	L	T	EN	SO	GA	SA	SV%
30	Tom Barrasso	46	2501	3.65	17	23	2	4	2	152	1202	.873
1	Jacques Cloutier	40	2167	3.79	11	19	5	1	0	137	1035	.868
35	Daren Puppa*	3	185	4.22	0	2	1	1	0	13	80	.835
	TEAM TOTALS	80	4853	3.81	28	44	8	6	2	308	2317	.867

*Rookie

1987-88 REGULAR-SEASON SCORING

NO.	PLAYER	GP	G	A	PTS	+/-	PIM	PP	SH	GW	GT	SHOTS	S%
25	Dave Andreychuk	80	30	48	78	1	112	15	0	5	0	253	11.9
21	Christian Ruuttu	73	26	45	71	-3	85	8	1	4	0	185	14.1
6	Phil Housley	74	29	37	66	-17	96	6	0	1	1	231	12.6
23	Ray Sheppard*	74	38	27	65	-6	14	15	0	5	2	173	22.0
17	Mike Foligno	74	29	28	57	-11	220	10	0	7	1	159	18.2
77	Pierre Turgeon*	76	14	28	42	-8	34	8	0	3	0	101	13.9
3	Calle Johansson*	71	4	38	42	12	37	2	0	0	0	93	4.3
9	Scott Arniel	73	17	23	40	8	61	0	3	2	0	111	15.3
7	John Tucker	45	19	19	38	4	20	6	0	0	1	93	20.4
15	Doug Smith	70	9	19	28	-10	117	1	0	0	0	136	6.6
38	Adam Creighton	36	10	17	27	7	87	4	0	1	0	61	16.4
22	Lindy Ruff	77	2	23	25	-9	179	0	0	0	0	106	1.9
14	Mikael Andersson	37	3	20	23	7	10	0	1	1	0	34	8.8
5	Mike Ramsey	63	5	16	21	6	77	1	0	0	0	94	5.3
65	Mark Napier	47	10	8	18	-3	8	0	1	2	0	81	12.3
12	Ken Priestlay	33	5	12	17	-4	35	1	1	0	0	63	7.9
16	Mike Donnelly*	40	6	8	14	-1	44	0	0	0	0	69	8.7
40	Uwe Krupp	75	2	9	11	-1	151	0	0	0	0	84	2.4
19	Kevin Maguire*	46	4	6	10	-1	162	0	0	0	0	25	16.0
90	Clark Gillies	25	5	2	7	1	51	0	0	1	0	23	21.7
36	Jan Ludvig	13	1	6	7	1	65	0	0	0	0	13	7.7
26	Bob Logan*	16	3	2	5	1	0	1	0	1	0	15	20.0
27	Joe Reekie	30	1	4	5	-3	68	0	0	0	0	23	4.3
20	Mike Hartman*	18	3	1	4	-3	90	0	0	1	0	24	12.5
37	Shawn Anderson	23	1	2	3	-3	17	1	0	0	0	29	3.4
18	Bob Halkidis	30	0	3	3	6	115	0	0	0	0	26	0.0
8	Jim Jackson	5	2	0	2	0	0	1	0	1	0	11	18.2
29	Richie Dunn	12	2	0	2	-7	8	0	0	0	0	19	10.5
33	Benoit Hogue*	3	1	1	2	3	0	0	0	1	0	3	33.3
8	Paul Cyr	20	1	1	2	-2	38	0	1	1	0	20	50.0
4	Steve Dykstra	27	1	1	2	-2	91	0	0	0	0	11	9.1
28	Jeff Parker*	4	0	2	2	-1	2	0	0	0	0	0	0.0
32	Scott Metcalfe*	1	0	1	1	-1	0	0	0	0	0	1	0.0
32	Don McSween*	5	0	1	1	1	6	0	0	0	0	4	0.0
31	Daren Puppa*	17	0	1	1	0	4	0	0	0	0	0	0.0
24	Ed Hospodar	42	0	1	1	-1	98	0	0	0	0	15	0.0
30	Tom Barrasso	54	0	1	1	0	50	0	0	0	0	0	0.0
33	Jody Gage	2	0	0	0	-2	0	0	0	0	0	1	0.0
1	Jacques Cloutier	20	0	0	0	0	11	0	0	0	0	0	0.0

NO.	GOALTENDER	GP	MIN	GAA	W	L	T	EN	SO	GA	SA	SV%
30	Tom Barrasso	54	3133	3.31	25	18	8	1	2	173	1658	.896
31	Daren Puppa*	17	874	4.19	8	6	1	0	0	61	469	.870
1	Jacques Cloutier	20	851	4.72	4	8	2	3	0	67	450	.850
	TEAM TOTALS	80	4834	3.61	37	37	6	7	4	291	2390	.878

*Rookie

1988-89 38-35-7, 3RD PLACE — ADAMS DIVISION

Oct. 6	Montreal	3-2	W
Oct. 8	@ Washington	2-6	L
Oct. 9	@ Philadelphia	3-4	L*
Oct. 12	Pittsburgh	8-5	W
Oct. 14	@ Quebec	5-4	W
Oct. 16	Quebec	3-5	L
Oct. 19	@ Toronto	2-4	L
Oct. 21	Montreal	5-3	W
Oct. 22	@ Montreal	3-4	L
Oct. 25	@ New Jersey	7-4	W
Oct. 26	Hartford	1-7	L
Oct. 29	@ Boston	3-3	T
Oct. 30	Boston	3-3	T
Nov. 2	NY Rangers	6-4	W
Nov. 4	@ Edmonton	3-7	L
Nov. 5	@ Calgary	0-9	L
Nov. 9	Calgary	3-2	W
Nov. 12	@ NY Islanders	3-0	W
Nov. 13	Edmonton	4-5	L*
Nov. 16	@ Chicago	2-3	L
Nov. 19	@ Los Angeles	4-5	L
Nov. 22	@ Vancouver	2-4	L
Nov. 25	Chicago	5-4	W*
Nov. 27	Philadelphia	7-3	W
Nov. 30	Quebec	6-2	W
Dec. 2	Hartford	1-6	L
Dec. 3	@ Montreal	2-3	L*
Dec. 6	@ Hartford	0-9	L
Dec. 8	@ Boston	4-2	W
Dec. 11	Washington	4-6	L
Dec. 14	@ Winnipeg	3-4	L
Dec. 15	@ Minnesota	2-2	T
Dec. 19	Edmonton	5-5	T
Dec. 21	@ NY Rangers	5-2	W
Dec. 23	Toronto	5-2	W
Dec. 26	Boston	2-1	W
Dec. 28	Detroit	4-1	W
Dec. 30	@ Washington	3-5	L
Dec. 31	Philadelphia	2-3	L
Jan. 4	Hartford	4-5	L*
Jan. 6	@ New Jersey	4-5	L
Jan. 7	@ Toronto	6-1	W
Jan. 12	Chicago	6-5	W
Jan. 14	@ Quebec	1-1	T
Jan. 15	Calgary	3-2	W
Jan. 18	Minnesota	3-3	T
Jan. 21	@ Boston	6-5	W*
Jan. 22	Boston	6-4	W
Jan. 25	@ Detroit	6-3	W
Jan. 27	Montreal	4-2	W
Jan. 28	@ Montreal	1-2	L
Jan. 31	@ Hartford	5-3	W
Feb. 2	@ St. Louis	3-7	L
Feb. 4	@ Los Angeles	3-5	L
Feb. 9	@ Hartford	2-5	L
Feb. 10	Vancouver	4-5	L
Feb. 12	St. Louis	5-2	W
Feb. 14	@ Pittsburgh	3-7	L
Feb. 15	New Jersey	5-3	W
Feb. 17	Pittsburgh	5-1	W
Feb. 19	Detroit	8-4	W
Feb. 22	NY Islanders	7-5	W
Feb. 24	Winnipeg	5-4	W
Feb. 25	@ Montreal	1-6	L
Mar. 1	Los Angeles	4-5	L
Mar. 4	@ Quebec	2-6	L
Mar. 5	Quebec	2-8	L
Mar. 8	@ NY Rangers	2-0	W
Mar. 11	@ Boston	6-6	T
Mar. 12	Boston	3-2	W
Mar. 16	@ Hartford	6-1	W
Mar. 18	@ Minnesota	0-3	L
Mar. 20	@ Winnipeg	4-1	W
Mar. 22	St. Louis	1-2	L
Mar. 24	Vancouver	5-2	W
Mar. 25	@ Quebec	1-4	L
Mar. 28	Hartford	4-2	W
Mar. 30	Montreal	2-4	L
Apr. 1	@ NY Islanders	4-3	W
Apr. 2	Quebec	4-2	W

** - overtime decision*

1989-90 45-27-8, 2ND PLACE — ADAMS DIVISION

Oct. 5	Quebec	4-3	W
Oct. 7	@ Montreal	1-5	L
Oct. 8	Minnesota	2-2	T
Oct. 11	@ Toronto	7-1	W
Oct. 13	Hartford	4-1	W
Oct. 14	@ Detroit	2-6	L
Oct. 18	@ Hartford	1-2	L
Oct. 20	Montreal	6-2	W
Oct. 21	@ Pittsburgh	4-2	W
Oct. 25	@ Minnesota	2-4	L
Oct. 27	Toronto	6-5	W*
Oct. 29	Boston	4-3	W
Nov. 2	@ Montreal	4-3	W
Nov. 4	@ Boston	3-3	T
Nov. 5	Los Angeles	5-3	W
Nov. 8	@ Hartford	6-3	W
Nov. 10	Vancouver	4-2	W
Nov. 12	Edmonton	6-5	W
Nov. 16	@ Calgary	4-4	T
Nov. 17	@ Edmonton	0-3	L
Nov. 19	@ Vancouver	2-2	T
Nov. 22	NY Rangers	4-1	W
Nov. 25	@ Quebec	3-2	W
Nov. 26	Hartford	4-2	W
Nov. 28	@ Hartford	4-2	W
Nov. 30	@ Boston	1-5	L
Dec. 1	New Jersey	6-4	W
Dec. 3	St. Louis	4-3	W
Dec. 5	@ NY Islanders	0-3	L
Dec. 7	@ Philadelphia	3-4	L*
Dec. 10	Washington	4-3	W
Dec. 13	Boston	2-4	L
Dec. 16	@ Boston	3-1	W
Dec. 17	Philadelphia	4-3	W
Dec. 20	@ NY Rangers	2-2	T
Dec. 22	Montreal	2-2	T
Dec. 23	@ Quebec	6-5	W
Dec. 26	Detroit	6-3	W
Dec. 29	Boston	3-4	L*
Dec. 31	NY Islanders	2-4	L
Jan. 2	@ New Jersey	3-5	L
Jan. 6	@ Montreal	3-6	L
Jan. 7	Boston	1-2	L
Jan. 11	@ Calgary	3-5	L
Jan. 13	@ Vancouver	5-3	W
Jan. 16	@ Los Angeles	4-2	W
Jan. 19	Washington	3-6	L
Jan. 23	@ Philadelphia	3-2	W
Jan. 24	@ Chicago	3-2	W
Jan. 26	Chicago	2-4	L
Jan. 28	Pittsburgh	7-2	W
Jan. 30	@ Quebec	5-2	W
Jan. 31	Quebec	6-3	W
Feb. 3	@ Montreal	0-1	L
Feb. 4	NY Islanders	0-1	L
Feb. 7	Montreal	3-1	W
Feb. 9	NY Rangers	3-2	W
Feb. 11	@ St. Louis	2-4	L
Feb. 13	@ Chicago	1-4	L
Feb. 16	Montreal	5-3	W
Feb. 18	Hartford	4-6	L
Feb. 20	@ Winnipeg	4-3	W*
Feb. 21	@ Edmonton	3-7	L
Feb. 23	Hartford	7-3	W
Feb. 25	Winnipeg	3-1	W
Feb. 27	@ St. Louis	1-4	L
Mar. 3	@ Quebec	3-3	T
Mar. 4	Quebec	5-3	W
Mar. 6	@ Washington	1-1	T
Mar. 8	@ Boston	10-4	W
Mar. 10	@ Hartford	5-0	W
Mar. 14	Los Angeles	5-6	L*
Mar. 16	Toronto	3-4	L
Mar. 18	Winnipeg	4-3	W*
Mar. 21	Calgary	5-4	W
Mar. 25	New Jersey	3-4	L
Mar. 27	@ Detroit	6-5	W
Mar. 29	Minnesota	4-2	W
Mar. 31	@ Pittsburgh	3-2	W*
Apr. 1	Quebec	5-2	W

** - overtime decision*

1988-89 REGULAR-SEASON SCORING

NO.	PLAYER	GP	G	A	PTS	+/-	PIM	PP	SH	GW	GT	SHOTS	S%
77	Pierre Turgeon	80	34	54	88	-3	26	19	0	5	0	182	18.7
6	Phil Housley	72	26	44	70	6	47	5	0	3	0	178	14.6
21	Christian Ruuttu	67	14	46	60	13	98	5	0	1	0	149	9.4
25	Dave Andreychuk	56	28	24	52	1	40	7	0	3	0	145	19.3
17	Mike Foligno	75	27	22	49	-7	156	11	0	5	1	144	18.8
8	Doug Bodger	61	7	40	47	9	52	6	0	1	0	134	5.2
33	Benoit Hogue*	69	14	30	44	-4	120	1	2	0	0	114	12.3
7	John Tucker	60	13	31	44	-4	31	3	0	1	0	94	13.8
23	Ray Sheppard	67	22	21	43	-7	15	7	0	4	1	147	15.0
9	Scott Arniel	80	18	23	41	10	46	0	2	3	1	122	14.8
22	Rick Vaive	28	19	13	32	7	64	7	0	3	0	81	23.5
65	Mark Napier	66	11	17	28	-4	33	0	2	1	0	92	12.0
29	Jeff Parker*	57	9	9	18	3	82	0	0	2	0	78	11.5
19	Kevin Maguire	60	8	10	18	9	241	0	0	2	0	35	22.9
4	Uwe Krupp	70	5	13	18	0	55	0	1	0	0	51	9.8
20	Mike Hartman	70	8	9	17	8	316	1	0	0	0	91	8.8
38	Adam Creighton	24	7	10	17	-5	44	3	0	1	0	42	16.7
22	Lindy Ruff	63	6	11	17	-17	86	0	0	0	0	69	8.7
5	Mike Ramsey	56	2	14	16	5	84	0	0	1	0	63	3.2
3	Calle Johansson	47	2	11	13	-7	33	0	0	1	0	53	3.8
37	Shawn Anderson	33	2	10	12	3	18	2	0	0	0	26	7.7
16	Mike Donnelly	22	4	6	10	-1	10	0	0	0	0	25	16.0
3	Grant Ledyard	13	1	5	6	1	8	0	0	1	0	25	4.0
55	Joe Reekie	15	1	3	4	6	26	1	0	0	0	14	7.1
31	Daren Puppa	37	0	4	4	0	12	0	0	0	0	0	0.0
30	Tom Barrasso	10	0	3	3	0	21	0	0	0	0	0	0.0
27	Larry Playfair	42	0	3	3	-10	110	0	0	0	0	6	0.0
56	Ken Priestlay	15	2	0	2	-8	2	0	0	0	0	20	10.0
32	Scott Metcalfe*	9	1	1	2	-1	13	0	0	0	0	11	9.1
36	Jan Ludvig	13	0	2	2	-1	39	0	0	0	0	11	0.0
1	Jacques Cloutier	36	0	2	2	0	6	0	0	0	0	0	0.0
26	Richie Dunn	4	0	1	1	-1	2	0	0	0	0	2	0.0
14	Mikael Andersson	14	0	1	1	-1	4	0	0	0	0	12	0.0
18	Bob Halkidis	16	0	1	1	-1	66	0	0	0	0	9	0.0
39	Trent Kaese*	1	0	0	0	0	0	0	0	0	0	5	0.0
34	Darren Eliot	2	0	0	0	0	0	0	0	0	0	0	0.0
28	Mark Ferner*	2	0	0	0	-2	2	0	0	0	0	0	0.0
26	Darrin Shannon*	3	0	0	0	-2	0	0	0	0	0	0	0.0
24	Steve Smith*	3	0	0	0	0	0	0	0	0	0	2	0.0
35	Darcy Wakaluk*	6	0	0	0	0	0	0	0	0	0	0	0.0
30	Clint Malarchuk	7	0	0	0	0	2	0	0	0	0	0	0.0
44	Brad Miller*	7	0	0	0	-1	6	0	0	0	0	0	0.0

NO.	GOALTENDER	GP	MIN	GAA	W	L	T	EN	SO	GA	SA	S%
31	Daren Puppa	37	1908	3.36	17	10	6	1	1	107	961	.889
1	Jacques Cloutier	36	1786	3.63	15	14	0	1	0	108	857	.874
30	Clint Malarchuk	7	326	2.39	3	1	1	0	1	13	142	.908
30	Tom Barrasso	10	545	4.95	2	7	0	1	0	45	285	.842
35	Darcy Wakaluk*	6	214	4.21	1	3	0	1	0	15	90	.831
34	Darren Eliot	2	67	6.27	0	0	0	0	0	7	43	.837
	TEAM TOTALS	80	4855	3.70	38	35	7	4	2	299	2378	.874

*Rookie

1989-90 REGULAR-SEASON SCORING

NO.	PLAYER	GP	G	A	PTS	+/-	PIM	PP	SH	GW	GT	SHOTS	S%
77	Pierre Turgeon	80	40	66	106	10	29	17	1	10	1	193	20.7
25	Dave Andreychuk	73	40	42	82	6	42	18	0	3	0	206	19.4
6	Phil Housley	80	21	60	81	11	32	8	1	4	0	201	10.4
21	Christian Ruuttu	75	19	41	60	9	66	4	1	2	1	160	11.9
22	Rick Vaive	70	29	19	48	9	74	8	0	4	0	195	14.9
8	Doug Bodger	71	12	36	48	0	64	8	0	1	0	167	7.2
89	Alexander Mogilny*	65	15	28	43	8	16	4	0	2	1	130	11.5
17	Mike Foligno	61	15	25	40	13	99	3	0	1	1	107	14.0
9	Scott Arniel	79	18	14	32	4	77	1	1	4	0	123	14.6
18	Dave Snuggerud*	80	14	16	30	8	41	1	2	2	0	120	11.7
5	Mike Ramsey	73	4	21	25	21	47	1	0	2	0	91	4.4
4	Uwe Krupp	74	3	20	23	15	85	0	1	1	0	69	4.3
20	Mike Hartman	60	11	10	21	-10	211	2	0	3	0	97	11.3
33	Benoit Hogue	45	11	7	18	0	79	1	0	1	0	73	15.1
19	Kevin Maguire	61	6	9	15	-3	115	0	0	1	0	62	9.7
3	Grant Ledyard	67	2	13	15	2	37	0	0	1	0	91	2.2
56	Ken Priestlay	35	7	7	14	-1	14	1	0	1	0	66	10.6
26	Dean Kennedy	80	2	12	14	-12	53	0	0	0	0	51	3.9
29	Jeff Parker	61	4	5	9	-9	70	0	0	0	0	61	6.6
16	Darrin Shannon*	17	2	7	9	6	4	0	0	0	0	20	10.0
23	Ray Sheppard	18	4	2	6	3	0	1	0	1	0	31	12.9
37	Shawn Anderson	16	1	3	4	2	8	0	0	0	0	16	6.3
31	Daren Puppa	56	0	4	4	0	4	0	0	0	0	0	0.0
32	Rob Ray*	27	2	1	3	-2	99	0	0	0	0	20	10.0
7	John Tucker	8	1	2	3	-3	2	1	0	0	0	8	12.5
7	Mike Donnelly	12	1	2	3	-4	8	0	0	0	0	20	5.0
42	Bob Corkum*	8	2	0	2	2	4	0	0	1	0	6	33.3
30	Clint Malarchuk	29	0	2	2	0	14	0	0	0	0	0	0.0
24	Jay Wells	1	0	1	1	1	0	0	0	0	0	0	0.0
27	Larry Playfair	4	0	1	1	-2	2	0	0	0	0	0	0.0
14	Steve Ludzik	11	0	1	1	-2	6	0	0	0	0	15	0.0
43	Francois Guay*	1	0	0	0	0	0	0	0	0	0	0	0.0
55	Reed Larson	1	0	0	0	1	0	0	0	0	0	1	0.0
44	Brad Miller*	1	0	0	0	1	0	0	0	0	0	0	0.0
15	Kevin Haller*	2	0	0	0	0	0	0	0	0	0	1	0.0
40	Mitch Molloy*	2	0	0	0	0	10	0	0	0	0	0	0.0
36	Darcy Loewen*	4	0	0	0	-3	4	0	0	0	0	1	0.0
39	Don McSween*	4	0	0	0	-3	6	0	0	0	0	4	0.0
28	Dale DeGray	6	0	0	0	-4	6	0	0	0	0	5	0.0
12	Scott Metcalfe*	7	0	0	0	0	5	0	0	0	0	5	0.0

NO.	GOALTENDER	GP	MIN	GAA	W	L	T	EN	SO	GA	SA	SV%
31	Daren Puppa	56	3241	2.89	31	16	6	2	1	156	1610	.903
30	Clint Malarchuk	29	1596	3.35	14	11	2	1	0	89	914	.903
	TEAM TOTALS	80	4850	3.07	45	27	8	3	1	248	2524	.902

*Rookie

1990-91 31-30-19, 3RD PLACE — ADAMS DIVISION

Oct. 4	Montreal	3-3	T
Oct. 6	@ Montreal	5-6	L
Oct. 10	@ Hartford	3-4	L
Oct. 12	Quebec	2-4	L
Oct. 13	@ Quebec	4-4	T
Oct. 17	Montreal	3-4	L
Oct. 19	Pittsburgh	4-4	T
Oct. 20	@ NY Islanders	3-1	W
Oct. 25	@ New Jersey	1-5	L
Oct. 27	@ Toronto	3-1	W
Oct. 28	Hartford	5-0	W
Oct. 31	Boston	3-3	T
Nov. 3	@ Boston	4-1	W
Nov. 4	Calgary	2-1	W
Nov. 7	@ NY Rangers	2-6	L
Nov. 9	Vancouver	7-1	W
Nov. 10	@ Washington	4-2	W
Nov. 14	@ Los Angeles	2-4	L
Nov. 16	@ Edmonton	2-4	L
Nov. 17	@ Calgary	3-3	T
Nov. 21	NY Rangers	5-5	T
Nov. 23	Edmonton	3-2	W*
Nov. 26	@ NY Rangers	0-5	L
Nov. 28	@ Montreal	2-1	W
Dec. 1	@ Quebec	2-4	L
Dec. 2	Detroit	3-3	T
Dec. 6	@ Philadelphia	4-3	W
Dec. 7	Hartford	3-4	L*
Dec. 9	Boston	2-3	L
Dec. 11	@ Detroit	3-8	L
Dec. 14	Pittsburgh	3-4	L
Dec. 16	St. Louis	3-5	L
Dec. 18	@ Hartford	4-3	W*
Dec. 20	@ Boston	1-4	L
Dec. 23	Quebec	10-3	W
Dec. 26	Boston	3-3	T
Dec. 28	Chicago	5-0	W
Dec. 29	@ New Jersey	4-4	T
Dec. 31	Philadelphia	5-2	W
Jan. 2	NY Islanders	5-4	W
Jan. 4	Winnipeg	4-1	W
Jan. 8	@ Vancouver	3-3	T
Jan. 10	@ Los Angeles	2-5	L
Jan. 12	@ Minnesota	5-3	W
Jan. 14	@ Toronto	9-3	W
Jan. 16	Detroit	5-3	W
Jan. 22	Boston	6-4	W
Jan. 24	@ Chicago	5-4	W
Jan. 26	@ Montreal	1-4	L
Jan. 27	Calgary	4-5	L
Jan. 29	@ St. Louis	3-8	L
Jan. 31	Quebec	1-4	L
Feb. 3	Edmonton	2-3	L
Feb. 6	St. Louis	4-5	L*
Feb. 8	Los Angeles	4-4	T
Feb. 10	@ Winnipeg	2-0	W
Feb. 12	@ Quebec	4-4	T
Feb. 13	Minnesota	6-6	T
Feb. 15	Montreal	2-2	T
Feb. 17	Toronto	0-3	L
Feb. 19	@ Pittsburgh	3-6	L
Feb. 23	@ Hartford	5-4	W
Feb. 24	Hartford	5-5	T
Feb. 26	@ NY Islanders	1-1	T
Feb. 28	@ Quebec	5-1	W
Mar. 2	@ Boston	7-4	W
Mar. 6	New Jersey	3-3	T
Mar. 8	Chicago	3-5	L
Mar. 10	Vancouver	5-7	L
Mar. 12	@ Minnesota	2-5	L
Mar. 13	@ Winnipeg	6-2	W
Mar. 16	@ Montreal	4-6	L
Mar. 17	Hartford	6-1	W
Mar. 20	Montreal	3-2	W*
Mar. 23	@ Boston	3-6	L
Mar. 24	Philadelphia	6-2	W
Mar. 26	@ Washington	4-2	W
Mar. 28	Quebec	4-4	T
Mar. 30	@ Hartford	5-5	T
Mar. 31	Washington	5-2	W

1991-92 31-37-12, 3RD PLACE — ADAMS DIVISION

Oct. 4	Pittsburgh	4-5	L
Oct. 5	@ Washington	1-3	L
Oct. 9	Boston	4-4	T
Oct. 12	@ Quebec	5-4	W
Oct. 13	Vancouver	1-3	L
Oct. 16	@ Montreal	1-5	L
Oct. 18	Montreal	3-1	W
Oct. 19	@ Hartford	1-4	L
Oct. 25	San Jose	3-1	W
Oct. 27	Hartford	5-1	W
Oct. 30	@ Detroit	1-3	L
Nov. 1	Montreal	1-5	L
Nov. 2	@ Montreal	0-5	L
Nov. 7	@ Philadelphia	2-5	L
Nov. 8	Philadelphia	4-3	W*
Nov. 12	@ San Jose	7-1	W
Nov. 14	@ Los Angeles	2-2	T
Nov. 16	@ Calgary	5-4	W
Nov. 20	Boston	3-1	W
Nov. 22	Chicago	2-0	W
Nov. 23	@ Boston	4-7	L
Nov. 27	Quebec	4-4	T
Nov. 29	NY Rangers	4-5	L*
Nov. 30	@ Quebec	3-4	L
Dec. 4	@ Winnipeg	4-5	L
Dec. 7	@ Hartford	6-6	T
Dec. 8	Calgary	2-4	L
Dec. 11	St. Louis	3-6	L
Dec. 13	Hartford	4-8	L
Dec. 14	@ Montreal	2-4	L
Dec. 18	Washington	2-2	T
Dec. 20	Edmonton	4-4	T
Dec. 21	@ Toronto	4-1	W
Dec. 23	@ Hartford	3-4	L
Dec. 27	Boston	8-1	W
Dec. 28	@ New Jersey	0-3	L
Dec. 31	St. Louis	4-3	W
Jan. 3	NY Islanders	5-2	W
Jan. 4	@ Boston	2-4	L
Jan. 7	@ Philadelphia	5-5	T
Jan. 8	Quebec	4-2	W
Jan. 10	Edmonton	8-2	W
Jan. 12	NY Rangers	6-3	W
Jan. 14	@ NY Rangers	2-6	L
Jan. 15	@ New Jersey	8-8	T
Jan. 21	@ St. Louis	4-5	L
Jan. 23	@ Pittsburgh	5-4	W*
Jan. 25	@ Montreal	4-3	W
Jan. 26	Winnipeg	5-2	W
Jan. 29	@ Detroit	4-4	T
Jan. 31	Montreal	5-3	W
Feb. 1	@ Boston	2-2	T
Feb. 4	Washington	7-3	W
Feb. 7	Minnesota	0-2	L
Feb. 9	Los Angeles	4-5	L
Feb. 11	@ Hartford	1-5	L
Feb. 12	Detroit	4-9	L
Feb. 14	San Jose	7-6	W
Feb. 16	Hartford	5-4	W
Feb. 19	@ Vancouver	5-6	L
Feb. 23	@ Edmonton	2-5	L
Feb. 25	@ Calgary	5-3	W
Feb. 29	@ Pittsburgh	2-5	L
Mar. 1	Chicago	1-3	L
Mar. 3	@ Quebec	4-4	T
Mar. 6	New Jersey	5-4	W
Mar. 8	NY Islanders	2-6	L
Mar. 11	Boston	6-3	W
Mar. 14	@ NY Islanders	1-4	L
Mar. 15	Quebec	6-4	W
Mar. 17	@ Minnesota	1-3	L
Mar. 19	@ Los Angeles	8-2	W
Mar. 22	@ Chicago	6-2	W
Mar. 25	Toronto	5-2	W
Mar. 28	@ Boston	3-4	L*
Mar. 29	Hartford	2-2	T
Mar. 31	@ Minnesota	3-5	L
Apr. 12	Montreal	3-1	W
Apr. 14	@ Quebec	3-7	L
Apr. 15	Quebec	3-4	L

** - overtime decision*

1990-91 REGULAR-SEASON SCORING

NO.	PLAYER	GP	G	A	PTS	+/-	PIM	PP	SH	GW	GT	SHOTS	S%
10	Dale Hawerchuk	80	31	58	89	2	32	12	0	1	1	194	16.0
77	Pierre Turgeon	78	32	47	79	14	26	13	2	3	0	174	18.4
25	Dave Andreychuk	80	36	33	69	11	32	13	0	4	3	234	15.4
89	Alexander Mogilny	62	30	34	64	14	16	3	3	5	0	201	14.9
22	Rick Vaive	71	25	27	52	11	74	9	0	3	1	155	16.1
21	Christian Ruuttu	77	16	34	50	-6	96	2	3	1	1	155	10.3
33	Benoit Hogue	76	19	28	47	-8	74	1	0	2	2	134	14.2
4	Uwe Krupp	74	12	32	44	14	66	6	0	0	2	138	8.7
3	Grant Ledyard	60	8	23	31	13	46	2	1	1	1	118	6.8
8	Doug Bodger	58	5	23	28	-8	54	2	0	0	0	139	3.6
18	Dave Snuggerud	80	9	15	24	-13	32	0	4	2	0	128	7.0
42	Mikko Makela	60	15	7	22	-2	25	2	2	1	1	62	24.2
5	Mike Ramsey	71	6	14	20	14	46	0	0	1	0	87	6.9
32	Rob Ray	66	8	8	16	-11	350	0	0	1	0	54	14.8
16	Darrin Shannon*	34	8	6	14	-11	12	1	0	0	1	56	14.3
26	Dean Kennedy	64	4	8	12	5	119	0	0	2	0	46	8.7
20	Mike Hartman	60	9	2	11	-10	204	2	0	1	0	65	13.8
17	Mike Foligno	31	4	5	9	4	42	0	0	0	1	27	14.8
41	Ken Sutton*	15	3	6	9	2	13	2	0	0	0	26	11.5
7	Kevin Haller*	21	1	8	9	9	20	1	0	0	0	42	2.4
15	Lou Franceschetti	35	1	8	9	2	26	0	0	1	0	20	5.0
19	Tony Tanti	10	1	7	8	2	6	0	0	0	0	19	5.3
28	Donald Audette*	8	4	3	7	-1	4	2	0	1	0	17	23.5
7	John Tucker	18	1	3	4	0	4	0	0	0	0	16	6.3
30	Clint Malarchuk	37	0	4	4	0	19	0	0	0	0	0	0.0
31	Daren Puppa	38	0	4	4	0	6	0	0	0	0	0	0.0
12	Greg Paslawski	12	2	1	3	0	4	0	0	1	0	9	22.2
9	Greg Brown*	39	1	2	3	-20	35	0	0	0	0	26	3.8
24	Jay Wells	43	1	2	3	-18	86	0	0	0	0	36	2.8
37	Bill Houlder	7	0	2	2	-2	4	0	0	0	0	7	0.0
23	Jiri Sejba	11	0	2	2	-5	8	0	0	0	0	10	0.0
38	Joel Savage*	3	0	1	1	-2	0	0	0	0	0	2	0.0
39	Brian Curran	17	0	1	1	-3	43	0	0	0	0	7	0.0
34	Dave Littman*	1	0	0	0	0	0	0	0	0	0	0	0.0
36	Darcy Loewen*	6	0	0	0	-4	8	0	0	0	0	2	0.0
44	Brad Miller*	13	0	0	0	-1	67	0	0	0	0	4	0.0
35	Darcy Wakaluk*	16	0	0	0	0	2	0	0	0	0	0	0.0

NO.	GOALTENDER	GP	MIN	GAA	W	L	T	EN	SO	GA	SA	SV%
31	Daren Puppa	38	2092	3.38	15	11	6	0	2	118	1029	.885
30	Clint Malarchuk	37	2131	3.35	12	14	10	1	1	119	1090	.891
35	Darcy Wakaluk*	16	630	3.33	4	5	3	2	0	35	292	.880
34	Dave Littman*	1	36	5.00	0	0	0	0	0	3	18	.833
	TEAM TOTALS	80	4902	3.40	31	30	19	3	3	278	2432	.886

*Rookie

1991-92 REGULAR-SEASON SCORING

NO.	PLAYER	GP	G	A	PTS	+/-	PIM	PP	SH	GW	GT	SHOTS	S%
10	Dale Hawerchuk	77	23	75	98	-22	27	13	0	4	0	242	9.5
16	Pat LaFontaine	57	46	47	93	10	98	23	0	5	1	203	22.7
25	Dave Andreychuk	80	41	50	91	-9	71	28	0	2	2	337	12.2
89	Alexander Mogilny	67	39	45	84	7	73	15	0	2	0	236	16.5
28	Donald Audette	63	3	17	48	-1	75	5	0	6	1	153	20.3
8	Doug Bodger	73	11	35	46	1	108	4	0	1	0	180	6.1
15	Randy Wood	70	20	16	36	-9	65	7	1	3	0	185	10.8
19	Tony Tanti	70	15	16	31	-4	100	6	1	0	1	133	11.3
21	Christian Ruuttu	70	4	21	25	-7	76	0	2	1	0	108	3.7
7	Kevin Haller	58	6	15	21	-13	75	2	0	1	0	76	7.9
3	Grant Ledyard	50	5	16	21	-4	45	0	0	0	0	87	5.7
41	Ken Sutton	64	2	18	20	5	71	0	0	0	0	81	2.5
18	Dave Snuggerud	55	3	15	18	-3	36	0	0	0	0	75	4.0
27	Brad May	69	11	6	17	-12	309	1	0	3	0	82	13.4
5	Mike Ramsey	66	3	14	17	8	67	0	0	1	0	55	5.5
17	Colin Patterson	52	4	8	12	-4	30	0	2	0	0	33	12.1
24	Jay Wells	41	2	9	11	-3	157	0	0	0	0	26	7.7
32	Rob Ray	63	5	3	8	-9	354	0	0	0	0	29	17.2
77	Pierre Turgeon	8	2	6	8	-1	4	0	0	0	0	14	14.3
7	Petr Svoboda	13	1	6	7	-8	52	0	0	0	0	23	4.3
14	Dave Hannan	12	2	4	6	1	48	0	2	0	1	8	25.0
29	Bob Corkum	20	2	4	6	-9	21	0	0	0	0	23	8.7
34	Gord Donnelly	67	2	3	5	-7	305	0	0	1	0	25	8.0
44	Brad Miller	42	1	4	5	-5	192	0	0	0	0	30	3.3
18	Wayne Presley	12	2	2	4	2	57	0	0	1	0	21	9.5
22	Rick Vaive	21	1	3	4	-2	14	0	0	0	0	25	4.0
24	Randy Moller	13	1	2	3	1	59	0	0	0	0	19	5.3
26	Keith Carney	14	1	2	3	-3	18	1	0	0	0	17	5.9
4	Uwe Krupp	8	2	0	2	0	6	0	0	0	0	13	15.4
35	Tom Draper*	26	0	2	2	0	2	0	0	0	0	0	0.0
47	Bill Houlder	10	1	0	1	-2	8	0	0	0	0	18	5.6
16	Darrin Shannon	1	0	1	1	1	0	0	0	0	0	2	0.0
33	Benoit Hogue	3	0	1	1	0	0	0	0	0	0	6	0.0
14	Jody Gage	9	0	1	1	-1	2	0	0	0	0	9	0.0
23	Randy Hillier	28	0	1	1	-14	48	0	0	0	0	18	0.0
37	Lou Franceschetti	1	0	0	0	0	0	0	0	0	0	0	0.0
1	David Littman*	1	0	0	0	0	0	0	0	0	0	0	0.0
12	Peter Ciavaglia*	2	0	0	0	1	0	0	0	0	0	1	0.0
36	Darcy Loewen	2	0	0	0	0	2	0	0	0	0	1	0.0
39	Brian Curran	3	0	0	0	0	14	0	0	0	0	1	0.0
20	Dave McLlwain	5	0	0	0	-3	2	0	0	0	0	5	0.0
30	Clint Malarchuk	29	0	0	0	0	6	0	0	0	0	0	0.0
31	Daren Puppa	33	0	0	0	0	2	0	0	0	0	0	0.0

NO.	GOALTENDER	GP	MIN	GAA	W	L	T	EN	SO	GA	SA	SV%
31	Daren Puppa	33	1757	3.89	11	14	4	1	0	114	932	.878
35	Tom Draper	26	1403	3.21	10	9	5	2	1	75	712	.895
30	Clint Malarchuk	29	1639	3.73	10	13	3	1	0	102	903	.887
1	David Littman*	1	60	4.00	0	1	0	0	0	4	29	.862
	TEAM TOTALS	80	4869	3.68	31	37	12	4	1	299	2580	.884

*Rookie

1992-93 38-36-10, 4TH PLACE — ADAMS DIVISION

Oct. 8	Quebec	4-5	L	Jan. 12	@ Boston	2-5	L
Oct. 10	@ Hartford	5-2	W	Jan. 15	@ Vancouver	1-4	L
Oct. 11	Montreal	8-2	W	Jan. 17	@ Edmonton	2-3	L*
Oct. 13	@ Pittsburgh	5-6	L	Jan. 19	@ Calgary	3-2	W*
Oct. 16	Tampa Bay	5-4	W*	Jan. 22	Quebec	6-2	W
Oct. 17	@ Washington	4-6	L	Jan. 23	@ Quebec	3-4	L
Oct. 21	Chicago	4-1	W	Jan. 26	@ Philadelphia	4-3	W*
Oct. 23	San Jose	5-4	W	Jan. 27	Washington	4-3	W
Oct. 28	@ Toronto	4-4	T	Jan. 29	NY Rangers	6-4	W
Oct. 30	Ottawa	12-3	W	Jan. 31	Edmonton	4-5	L*
Oct. 31	@ Ottawa	2-2	T	Feb. 3	Hartford	3-2	W
Nov. 2	@ NY Rangers	6-7	L*	Feb. 8	@ Ottawa	2-4	L
Nov. 5	@ San Jose	5-7	L	Feb. 10	@ Winnipeg	6-2	W
Nov. 7	@ Los Angeles	2-5	L	Feb. 12	Vancouver	1-3	L
Nov. 11	Boston	7-2	W	Feb. 14	Pittsburgh	7-4	W
Nov. 13	Hartford	8-2	W	Feb. 17	@ Hartford	5-3	W
Nov. 14	@ NY Islanders	5-7	L	Feb. 19	@ New Jersey	3-3	T
Nov. 17	@ Pittsburgh	2-4	L	Feb. 24	Detroit	10-7	W
Nov.18	@ New Jersey#	2-3	L	Feb. 26	Montreal	4-6	L
Nov. 21	Minnesota	3-4	L	Feb. 27	@ Montreal	4-8	L
Nov. 22	@ Philadelphia	4-4	T	Mar. 1	Vancouver#	2-5	L
Nov. 25	Quebec	1-1	T	Mar. 3	@ NY Rangers	2-2	T
Nov. 27	Ottawa	4-1	W	Mar. 5	Hartford	2-4	L
Nov. 29	@ Ottawa	5-2	W	Mar. 7	Winnipeg	2-1	W
Nov. 30	@ Montreal	0-3	L	Mar. 10	@ Quebec	7-4	W
Dec. 4	NY Islanders	5-5	T	Mar. 13	@ Hartford	3-3	T
Dec. 6	New Jersey	3-7	L	Mar. 15	Los Angeles**	2-4	L
Dec. 7	@ Quebec	3-4	L	Mar. 16	@ St. Louis	2-2	T
Dec. 9	Boston	5-2	W	Mar. 20	@ Tampa Bay	3-1	W
Dec. 11	Hartford	9-3	W	Mar. 22	@ Montreal	8-3	W
Dec. 12	@ Hartford	1-1	T	Mar. 24	Boston	0-2	L
Dec. 15	@ Boston	3-2	W	Mar. 25	@ Chicago	6-4	W
Dec. 19	@ Montreal	2-4	L	Mar. 28	Ottawa	3-1	W
Dec. 20	Toronto	5-4	W	Mar. 30	@ Washington	1-4	L
Dec. 23	Washington	4-1	W	Mar. 31	New Jersey	5-2	W
Dec. 27	Pittsburgh	2-4	L	Apr. 3	@ Boston	2-3	L
Dec. 31	NY Rangers	11-6	W	Apr. 4	Boston	0-3	L
Jan. 2	@ Ottawa	7-2	W	Apr. 6	@ Minnesota	1-3	L
Jan. 3	St. Louis	6-5	W*	Apr. 10	@ Detroit	5-6	L
Jan. 6	@ Hartford	3-1	W	Apr. 11	Quebec	1-3	L
Jan. 8	NY Islanders	6-5	W	Apr. 13	Montreal	2-3	L*
Jan. 10	Calgary	5-3	W	Apr. 15	Philadelphia	4-7	L

** - overtime decision ** - rescheduled from March 14 # - played at Hamilton, Ont.*

1993-94 43-32-9, 4TH PLACE — NORTHEAST DIVISION

Oct. 7	@ Boston	5-3	W	Jan. 12	@ Winnipeg	2-3	L
Oct. 9	@ Montreal	4-7	L	Jan. 15	@ St. Louis	1-2	L
Oct. 10	Hartford	2-3	L	Jan. 16	@ Dallas	4-2	W
Oct. 12	@ Philadelphia	3-5	L	Jan. 19	Edmonton	1-1	T
Oct. 15	NY Rangers	2-5	L	Jan. 24	@ Tampa Bay	0-4	L
Oct. 16	@ Washington	3-4	L	Jan. 27	Washington	7-2	W
Oct. 18	Detroit	4-6	L	Jan. 29	@ Montreal	3-2	W
Oct. 22	Pittsburgh	2-4	L	Jan. 30	Florida	2-3	L
Oct. 23	@ Hartford	3-3	T	Feb. 2	@ New Jersey	3-2	W
Oct. 27	@ Calgary	5-3	W	Feb. 4	@ Florida	7-2	W
Oct. 29	@ Edmonton	6-3	W	Feb. 6	NY Islanders	4-1	W
Oct. 30	@ Vancouver	6-3	W	Feb. 8	@ NY Islanders	1-3	L
Nov. 3	Pittsburgh#	2-6	L	Feb. 10	@ Boston	3-3	T
Nov. 7	Boston	3-4	L	Feb. 11	Montreal	5-1	W
Nov. 10	Philadelphia	3-5	L	Feb. 13	Dallas	3-5	L
Nov. 13	@ Philadelphia	7-2	W	Feb. 16	@ Hartford	5-3	W
Nov. 17	@ New Jersey	0-4	L	Feb. 18	Florida	4-1	W
Nov. 19	Winnipeg	6-0	W	Feb. 20	@ Washington	3-3	T
Nov. 21	San Jose	6-5	W	Feb. 21	Quebec	2-1	W
Nov. 22	@ Ottawa	5-2	W	Feb. 23	Anaheim	4-2	W
Nov. 24	New Jersey	3-5	L	Feb. 25	Chicago	1-3	L
Nov. 26	Ottawa	5-2	W	Feb. 26	@ Pittsburgh	3-4	L
Nov. 27	@ Quebec	2-2	T	Mar. 2	@ Ottawa	7-2	W
Nov. 29	@ Toronto	3-0	W	Mar. 4	Pittsburgh	2-1	W
Dec. 1	@ Tampa Bay	3-0	W	Mar. 6	@ Detroit	3-2	W
Dec. 2	@ Florida	1-2	L*	Mar. 8	@ San Jose	4-4	T
Dec. 5	Boston	3-1	W	Mar. 9	@ Anaheim	3-0	W
Dec. 8	@ Ottawa	3-1	W	Mar. 12	@ Los Angeles	5-3	W
Dec. 10	Calgary	6-2	W	Mar. 17	New Jersey	1-6	L
Dec. 11	@ Hartford	3-0	W	Mar. 18	@ NY Islanders##	2-2	T
Dec. 13	@ NY Rangers	0-2	L	Mar. 20	Ottawa	6-2	W
Dec. 16	@ Pittsburgh	1-2	L	Mar. 23	St. Louis	2-3	L
Dec. 17	Los Angeles	2-0	W	Mar. 25	Hartford	6-3	W
Dec. 19	Tampa Bay	3-3	T	Mar. 27	NY Islanders	4-1	W
Dec. 23	Montreal	5-0	W	Mar. 30	Tampa Bay	2-3	L*
Dec. 26	@ NY Islanders	3-4	L*	Apr. 1	Boston	5-0	W
Dec. 27	Philadelphia	0-2	L	Apr. 2	@ Quebec	6-2	W
Dec. 31	NY Rangers	4-1	W	Apr. 4	@ Quebec**	4-6	L
Jan. 2	Toronto	3-3	T	Apr. 8	Montreal	1-0	W
Jan. 7	Pittsburgh	3-4	L*	Apr. 10	Quebec	4-1	W
Jan. 9	Vancouver	5-3	W	Apr. 12	@ NY Rangers	2-3	L
Jan. 11	@ Chicago	5-2	W	Apr. 14	Washington	2-3	L

** - overtime decision ** - rescheduled from March 1 # - played at Sacramento, Calif. ## - played at Minneapolis, Minn.*

1992-93 REGULAR-SEASON SCORING

NO.	PLAYER	GP	G	A	PTS	+/-	PIM	PP	SH	GW	GT	SHOTS	S%
16	Pat LaFontaine	84	53	95	148	11	63	20	2	7	1	306	17.3
89	Alexander Mogilny	77	76	51	127	7	40	27	0	11	0	360	21.1
10	Dale Hawerchuk	81	16	80	96	-17	52	8	0	2	0	259	6.2
25	Dave Andreychuk	52	29	32	61	-8	48	20	0	2	0	171	17.0
8	Doug Bodger	81	9	45	54	14	87	6	0	0	1	154	5.8
20	Bob Sweeney	80	21	26	47	2	118	4	3	3	0	120	17.5
19	Randy Wood	82	18	25	43	6	77	3	2	2	0	176	10.2
13	Yuri Khmylev	68	20	19	39	6	28	0	3	3	0	122	16.4
18	Wayne Presley	79	15	17	32	5	96	0	1	2	0	97	15.5
42	Richard Smehlik*	80	4	27	31	9	59	0	0	0	0	82	4.9
27	Brad May	82	13	13	26	3	242	0	0	1	0	114	11.4
7	Petr Svoboda	40	2	24	26	3	59	1	0	1	0	61	3.3
41	Ken Sutton	63	8	14	22	-3	30	1	0	2	1	77	10.4
14	Dave Hannan	55	5	15	20	8	43	0	0	0	0	43	11.6
28	Donald Audette	44	12	7	19	-8	51	2	0	0	0	92	13.0
3	Grant Ledyard	50	2	14	16	-2	45	1	0	0	0	79	2.5
34	Gord Donnelly	60	3	8	11	5	221	0	0	0	0	38	7.9
29	Bob Corkum	68	6	4	10	-3	38	0	1	1	0	69	8.7
5	Mike Ramsey	33	2	8	10	4	20	0	0	0	0	27	7.4
9	Viktor Gordiouk*	16	3	6	9	4	0	0	0	0	0	24	12.5
24	Randy Moller	35	2	7	9	6	83	0	0	0	0	25	8.0
23	Bill Houlder	15	3	5	8	5	6	0	0	0	1	29	10.3
17	Colin Patterson	36	4	2	6	-2	22	0	1	0	0	30	13.3
6	Keith Carney*	30	2	4	6	3	55	0	0	1	0	26	7.7
32	Rob Ray	68	3	2	5	-3	211	1	0	0	0	28	10.7
12	Bob Errey	8	1	3	4	2	4	0	0	0	0	9	11.1
4	Philippe Boucher*	18	0	4	4	1	14	0	0	0	0	28	0.0
21	Scott Thomas*	7	1	1	2	2	15	0	0	0	0	4	25.0
36	Matthew Barnaby*	2	1	0	1	0	10	1	0	0	0	8	12.5
44	Doug Macdonald*	5	1	0	1	0	2	0	0	0	0	1	100
15	Greg Brown	10	0	1	1	-5	6	0	0	0	0	10	0.0
31	Daren Puppa	24	0	1	1	0	0	0	0	0	0	0	0.0
35	Tom Draper	11	0	1	1	0	2	0	0	0	0	0	0.0
12	Peter Ciavaglia*	3	0	0	0	0	0	0	0	0	0	2	0.0
39	Dominik Hasek	28	0	0	0	0	0	0	0	0	0	0	0.0
31	Grant Fuhr	29	0	0	0	0	10	0	0	0	0	0	0.0

NO.	GOALTENDER	GP	MIN	GAA	W	L	T	EN	SO	GA	SA	SV%
31	Daren Puppa	24	1305	3.58	11	5	4	0	0	78	706	.890
39	Dominik Hasek	28	1429	3.15	11	10	4	1	0	75	720	.896
31	Grant Fuhr	29	1694	3.47	11	15	2	3	0	98	903	.891
35	Tom Draper	11	664	3.70	5	6	0	1	0	41	344	.881
	TEAM TOTALS	84	5104	3.49	38	36	10	5	0	297	2678	.889

*Rookie

1993-94 REGULAR-SEASON SCORING

NO.	PLAYER	GP	G	A	PTS	+/-	PIM	PP	SH	GW	GT	SHOTS	S%
10	Dale Hawerchuk	81	35	51	86	10	91	13	1	7	0	227	15.4
89	Alexander Mogilny	66	32	47	79	8	22	17	0	7	1	258	12.4
28	Donald Audette	77	29	30	59	2	41	16	1	4	0	207	14.0
13	Yuri Khmylev	72	27	31	58	13	49	11	0	4	0	171	15.8
26	Derek Plante*	77	21	35	56	4	24	8	1	2	0	147	14.3
27	Brad May	84	18	27	45	-6	171	3	0	3	0	166	10.8
42	Richard Smehlik	84	14	27	41	22	69	3	3	1	1	106	13.2
8	Doug Bodger	75	7	32	39	8	76	5	1	1	0	144	4.9
19	Randy Wood	84	22	16	38	11	71	2	2	5	0	161	13.7
18	Wayne Presley	65	17	8	25	18	103	1	5	1	0	93	18.3
20	Bob Sweeney	60	11	14	25	3	94	3	3	1	0	76	14.5
41	Ken Sutton	78	4	20	24	-6	71	1	0	0	0	95	4.2
14	Dave Hannan	83	6	15	21	10	53	0	3	1	0	40	15.0
16	Pat LaFontaine	16	5	13	18	-4	2	1	0	0	0	40	12.5
22	Craig Simpson	22	8	8	16	-2	8	2	0	2	0	28	28.6
7	Petr Svoboda	60	2	14	16	11	89	1	0	0	0	80	2.5
4	Philippe Boucher*	38	6	8	14	-1	29	4	0	1	0	67	9.0
43	Jason Dawe*	32	6	7	13	1	12	3	0	1	0	35	17.1
24	Randy Moller	78	2	11	13	-5	154	0	0	0	0	77	2.6
5	Craig Muni	73	2	8	10	28	62	0	1	2	0	39	5.1
32	Rob Ray	82	3	4	7	2	274	0	0	0	0	34	8.8
36	Matthew Barnaby*	35	2	4	6	-7	106	1	0	0	0	13	15.4
21	Scott Thomas*	32	2	2	4	-6	8	1	0	0	0	26	7.7
6	Keith Carney	7	1	3	4	-1	4	0	0	0	0	6	16.7
15	Sergei Petrenko*	15	0	4	4	-3	0	0	0	0	0	7	0.0
31	Grant Fuhr	32	0	4	4	0	16	0	0	0	0	0	0.0
39	Dominik Hasek	58	0	3	3	0	6	0	0	0	0	0	0.0
17	Todd Simon*	15	0	1	1	-3	0	0	0	0	0	14	0.0
33	Mark Astley*	1	0	0	0	-1	0	0	0	0	0	2	0.0
40	James Black	2	0	0	0	0	0	0	0	0	0	2	0.0
44	Doug Macdonald*	4	0	0	0	-2	0	0	0	0	0	3	0.0
34	Gord Donnelly	7	0	0	0	1	31	0	0	0	0	2	0.0
29	Denis Tsygurov*	8	0	0	0	-1	8	0	0	0	0	3	0.0

NO.	GOALTENDER	GP	MIN	GAA	W	L	T	EN	SO	GA	SA	SV%
39	Dominik Hasek	58	3358	1.95	30	20	6	3	7	109	1552	.930
31	Grant Fuhr	32	1726	3.68	13	12	3	0	2	106	907	.883
	TEAM TOTALS	84	5097	2.57	43	32	9	3	9	218	2462	.911

*Rookie

1994-95 22-19-7, 4TH PLACE — NORTHEAST DIVISION

Jan. 20	@ NY Rangers	2-1	W
Jan. 22	@ Tampa Bay	5-2	W
Jan. 25	New Jersey	2-1	W
Jan. 27	Quebec	3-7	L
Jan. 28	@ Ottawa	2-2	T
Jan. 31	@ New Jersey	1-2	L
Feb. 2	@ Washington	1-0	W
Feb. 4	@ Philadelphia	2-4	L
Feb. 5	Tampa Bay	2-1	W
Feb. 7	Washington	2-1	W
Feb. 11	@ NY Islanders	1-2	L
Feb. 12	Boston	1-2	L
Feb. 15	NY Rangers	1-2	L
Feb. 19	@ Pittsburgh	3-3	T
Feb. 22	NY Islanders	3-3	T
Feb. 25	@ Hartford	3-1	W
Feb. 26	NY Rangers	2-4	L
Mar. 2	Pittsburgh	6-3	W
Mar. 4	@ Quebec	1-1	T
Mar. 5	Montreal	4-1	W
Mar. 8	@ Montreal	2-2	T
Mar. 11	@ Pittsburgh	2-6	L
Mar. 14	@ Florida	2-1	W*
Mar. 16	NY Islanders	6-3	W
Mar. 18	@ Ottawa	3-4	L*
Mar. 19	Tampa Bay	1-6	L
Mar. 21	Pittsburgh	2-3	L
Mar. 24	Florida	3-0	W
Mar. 26	@ Philadelphia	1-3	L
Mar. 28	Quebec	5-3	W
Mar. 30	Ottawa	7-0	W
Apr. 1	@ NY Islanders	5-1	W
Apr. 4	Hartford	6-3	W
Apr. 6	@ Boston	1-1	T
Apr. 8	@ Hartford	2-4	L
Apr. 9	Boston	5-6	L
Apr. 12	@ NY Rangers	1-3	L
Apr. 14	@ Quebec	2-5	L
Apr. 16	Ottawa	2-1	W
Apr. 18	Hartford	1-2	L
Apr. 19	@ Boston	1-4	L
Apr. 23	Philadelphia	4-2	W
Apr. 24	@ Tampa Bay	3-1	W
Apr. 26	Florida	5-0	W
Apr. 28	@ Washington	1-5	L
Apr. 29	@ Montreal	3-3	T
May 1	Montreal	2-0	W
May 3	New Jersey	5-4	W

** - overtime decision*

1995-96 33-42-7, 5TH PLACE — NORTHEAST DIVISION

Oct. 7	@ Ottawa	3-1	W
Oct. 9	@ Boston	3-5	L
Oct. 13	Anaheim	1-4	L
Oct. 15	New Jersey	3-4	L
Oct. 18	Edmonton	4-1	W
Oct. 20	NY Rangers	1-3	L
Oct. 22	St. Louis	5-2	W
Oct. 24	@ Dallas	0-3	L
Oct. 27	@ Colorado	4-5	L
Oct. 29	@ Chicago	3-6	L
Nov. 1	Detroit	2-1	W
Nov. 3	Pittsburgh	3-3	T
Nov. 5	Winnipeg	3-4	L
Nov. 8	San Jose	7-2	W
Nov. 11	@ Florida	1-4	L
Nov. 12	@ Tampa Bay	6-4	W
Nov. 15	Dallas	2-1	W
Nov. 18	@ New Jersey	5-4	W
Nov. 19	Ottawa	6-0	W
Nov. 24	NY Islanders	1-1	T
Nov. 25	@ Pittsburgh	3-5	L
Nov. 27	@ St. Louis	2-0	W
Nov. 29	@ NY Rangers	3-5	L
Dec. 1	Hartford	2-1	W
Dec. 2	@ Boston	4-6	L
Dec. 7	@ Philadelphia	3-7	L
Dec. 8	Washington	2-2	T
Dec. 11	Tampa Bay	1-6	L
Dec. 13	Colorado	4-3	W
Dec. 15	NY Rangers	5-4	W
Dec. 16	@ New Jersey	3-2	W
Dec. 20	Montreal	2-1	W
Dec. 22	Boston	2-3	L*
Dec. 23	@ Ottawa	4-2	W
Dec. 26	@ Pittsburgh	3-6	L
Dec. 27	Ottawa	3-4	L
Dec. 29	Chicago	2-5	L
Dec. 31	NY Islanders	2-5	L
Jan. 5	Toronto	3-1	W
Jan. 6	@ Montreal	7-6	W
Jan. 10	@ Winnipeg	1-4	L
Jan. 12	@ Calgary	1-3	L
Jan. 13	@ Edmonton	4-5	L*
Jan. 17	Pittsburgh	0-1	L
Jan. 24	Hartford	4-2	W
Jan. 26	@ Washington	0-1	L
Jan. 27	@ Florida	3-6	L
Jan. 30	@ NY Islanders	4-5	L*
Jan. 31	Florida	6-1	W
Feb. 3	@ Boston	2-4	L
Feb. 4	Tampa Bay	2-5	L
Feb. 7	Boston	2-1	W*
Feb. 8	@ Philadelphia	2-1	W
Feb. 10	@ Toronto	2-2	T
Feb. 14	Los Angeles	2-2	T
Feb. 16	New Jersey	2-2	T
Feb. 17	@ Hartford	1-2	L*
Feb. 21	Pittsburgh	6-3	W
Feb. 23	Philadelphia	7-2	W
Feb. 25	Florida	6-1	W
Feb. 28	@ Ottawa	3-2	W*
Mar. 1	@ NY Rangers	3-3	T
Mar. 3	Vancouver	0-3	L
Mar. 6	@ Vancouver	2-5	L
Mar. 8	@ Anaheim	2-3	L*
Mar. 10	@ San Jose	4-6	L
Mar. 13	@ Los Angeles	6-2	W
Mar. 15	Calgary	1-3	L
Mar. 16	@ Hartford	1-2	L
Mar. 18	@ Montreal	2-3	L
Mar. 22	Montreal	1-4	L
Mar. 23	@ Pittsburgh	7-5	W
Mar. 27	@ Detroit	2-4	L
Mar. 29	Philadelphia	5-6	L*
Mar. 31	Boston	5-6	L
Apr. 1	@ Montreal	6-4	W
Apr. 3	Washington	1-5	L
Apr. 5	@ Tampa Bay	4-3	W
Apr. 6	@ NY Islanders	0-3	L
Apr. 10	Ottawa	5-2	W
Apr. 13	@ Washington	3-2	W
Apr. 14	Hartford	4-1	W

** - overtime decision*

1994-95 REGULAR-SEASON SCORING

NO.	PLAYER	GP	G	A	PTS	+/-	PIM	PP	SH	GW	GT	SHOTS	S%
89	Alexander Mogilny	44	19	28	47	0	36	12	0	2	1	148	12.8
28	Donald Audette	46	24	13	37	-3	27	13	0	7	0	124	19.4
16	Pat LaFontaine	22	12	15	27	2	4	6	1	3	1	54	22.2
13	Yuri Khmylev	48	8	17	25	8	14	2	1	1	0	71	11.3
26	Derek Plante	47	3	19	22	-4	12	2	0	0	0	94	3.2
8	Doug Bodger	44	3	17	20	-3	47	2	0	0	0	87	3.4
18	Wayne Presley	46	14	5	19	5	41	0	5	2	0	90	15.6
10	Dale Hawerchuk	23	5	11	16	-2	2	2	0	2	0	56	8.9
14	Dave Hannan	42	4	12	16	3	32	0	2	0	0	36	11.1
43	Jason Dawe	42	7	4	11	-6	19	0	1	2	0	51	13.7
17	Craig Simpson	24	4	7	11	-5	26	1	0	0	1	20	20.0
42	Richard Smehlik	39	4	7	11	5	46	0	1	1	0	49	8.2
3	Garry Galley	14	1	9	10	4	10	1	0	0	0	31	3.2
20	Bob Sweeney	45	5	4	9	-6	18	1	2	0	0	47	10.6
44	Alexei Zhitnik	21	2	5	7	-3	34	1	0	0	0	33	6.1
27	Brad May	33	3	3	6	5	87	1	0	0	0	42	7.1
22	Charlie Huddy	32	2	4	6	-1	36	1	0	0	0	40	5.0
5	Craig Muni	40	0	6	6	-4	36	0	0	0	0	32	0.0
24	Philippe Boucher	9	1	4	5	6	0	0	0	0	0	15	6.7
7	Petr Svoboda	26	0	5	5	-5	60	0	0	0	0	22	0.0
33	Mark Astley*	14	2	1	3	-2	12	0	0	0	0	21	9.5
29	Scott Pearson	14	2	1	3	-3	20	0	0	0	0	19	10.5
41	Ken Sutton	12	1	2	3	-2	30	0	0	1	0	12	8.3
6	Doug Houda	28	1	2	3	1	68	0	0	0	0	21	4.8
19	Brian Holzinger*	4	0	3	3	2	0	0	0	0	0	3	0.0
32	Rob Ray	47	0	3	3	-4	173	0	0	0	0	7	0.0
37	Curtis Brown*	1	1	1	2	2	2	0	0	0	0	4	25.0
36	Matthew Barnaby	23	1	1	2	-2	116	0	0	0	0	27	3.7
9	Viktor Gordiouk*	10	0	2	2	-3	0	0	0	0	0	10	0.0
76	Wayne Primeau*	1	1	0	1	-2	0	0	0	1	0	2	50.0
12	Peter Ambroziak*	12	0	1	1	-1	0	0	0	0	0	3	0.0
44	Doug Macdonald*	2	0	0	0	-1	0	0	0	0	0	0	0.0
31	Grant Fuhr	3	0	0	0	0	0	0	0	0	0	0	0.0
29	Denis Tsygurov*	4	0	0	0	-1	4	0	0	0	0	4	0.0
3	Dean Melanson*	5	0	0	0	-1	4	0	0	0	0	1	0.0
35	Robb Stauber	6	0	0	0	0	0	0	0	0	0	0	0.0
39	Dominik Hasek	41	0	0	0	0	2	0	0	0	0	0	0.0

NO.	GOALTENDER	GP	MIN	GAA	W	L	T	EN	SO	GA	SA	SV%
39	Dominik Hasek	41	2416	2.11	19	14	7	2	5	85	1221	.930
35	Robb Stauber	6	317	3.79	2	3	0	0	0	20	150	.867
31	Grant Fuhr	3	180	4.00	1	2	0	0	0	12	85	.859
	TEAM TOTALS	48	2920	2.45	22	19	7	2	5	119	1458	.918

*Rookie

1995-96 REGULAR-SEASON SCORING

NO.	PLAYER	GP	G	A	PTS	+/-	PIM	PP	SH	GW	GT	SHOTS	S%
16	Pat LaFontaine	76	40	51	91	-8	36	15	3	7	1	224	17.9
12	Randy Burridge	74	25	33	58	0	30	6	0	3	0	154	16.2
26	Derek Plante	76	23	33	56	-4	28	4	0	5	0	203	11.3
3	Garry Galley	78	10	44	54	-2	81	7	1	2	0	175	5.7
43	Jason Dawe	67	25	25	50	-8	33	8	1	0	2	130	19.2
10	Brad May	79	15	29	44	6	295	3	0	4	0	168	8.9
44	Alexei Zhitnik	80	6	30	36	-25	58	5	0	0	0	193	3.1
36	Matthew Barnaby	73	15	16	31	-2	335	0	0	0	0	131	11.5
27	Michael Peca	68	11	20	31	-1	67	4	3	1	0	109	10.1
13	Yuri Khmylev	66	8	20	28	-12	40	5	1	1	1	123	6.5
28	Donald Audette	23	12	13	25	0	18	8	0	1	0	92	13.0
19	Brian Holzinger*	58	10	10	20	-21	37	5	0	1	0	71	14.1
21	Mark Astley	60	2	18	20	-12	80	0	0	0	0	80	2.5
41	Dave Hannan	57	6	10	16	2	30	1	1	2	0	40	15.0
17	Brent Hughes	76	5	10	15	-9	148	0	0	0	0	56	8.9
34	Mike Wilson*	58	4	8	12	13	41	1	0	1	0	52	7.7
18	Michal Grosek	22	6	4	10	0	31	2	0	1	1	33	18.2
22	Charlie Huddy	52	5	5	10	-5	59	2	0	1	0	57	8.8
24	Dane Jackson*	22	5	4	9	3	41	0	0	1	0	20	25.0
32	Rob Ray	71	3	6	9	-8	287	0	0	0	1	21	14.3
8	Darryl Shannon	26	2	6	8	10	20	0	0	0	0	25	8.0
25	Rob Conn	28	2	5	7	-9	18	0	0	0	0	36	5.6
8	Doug Bodger	16	0	5	5	-6	18	0	0	0	0	27	0.0
33	Scott Pearson	27	4	0	4	-4	67	0	0	1	0	26	15.4
15	Dixon Ward	8	2	2	4	1	6	0	0	1	0	12	16.7
6	Doug Houda	38	1	3	4	3	52	0	0	0	0	21	4.8
5	Craig Muni	47	0	4	4	-12	69	0	0	0	0	25	0.0
38	Jay McKee*	1	0	1	1	1	2	0	0	0	0	2	0.0
4	Bob Boughner*	31	0	1	1	3	104	0	0	0	0	14	0.0
39	Dominik Hasek	59	0	1	1	0	6	0	0	0	0	0	0.0
9	Vaclav Varada*	1	0	0	0	0	0	0	0	0	0	2	0.0
45	Scott Nichol*	2	0	0	0	0	10	0	0	0	0	4	0.0
76	Wayne Primeau*	2	0	0	0	0	0	0	0	0	0	0	0.0
31	Steve Shields*	2	0	0	0	0	2	0	0	0	0	0	0.0
00	Martin Biron*	3	0	0	0	0	0	0	0	0	0	0	0.0
37	Barrie Moore*	3	0	0	0	0	0	0	0	0	0	3	0.0
37	Curtis Brown*	4	0	0	0	0	0	0	0	0	0	1	0.0
1	John Blue	5	0	0	0	0	0	0	0	0	0	0	0.0
4	Grant Jennings	6	0	0	0	1	28	0	0	0	0	3	0.0
30	Andrei Trefilov	22	0	0	0	0	4	0	0	0	0	0	0.0

NO.	GOALTENDER	GP	MIN	GAA	W	L	T	EN	SO	GA	SA	SV%
39	Dominik Hasek	59	3417	2.83	22	30	6	5	2	161	2011	.920
30	Andrei Trefilov	22	1094	3.51	8	8	1	2	0	64	660	.903
1	John Blue	5	255	3.53	2	2	0	1	0	15	137	.891
31	Steve Shields*	2	75	3.20	1	0	0	0	0	4	32	.875
00	Martin Biron*	3	119	5.04	0	2	0	0	0	10	64	.844
	TEAM TOTALS	82	4976	3.16	33	42	7	8	2	262	2912	.910

*Rookie

1996-97 40-30-12, 1st PLACE — NORTHEAST DIVISION

Oct. 4	@ Edmonton	3-4	L
Oct. 6	@ Calgary	0-3	L
Oct. 9	@ Vancouver	2-1	W
Oct. 12	Detroit	1-6	L
Oct. 15	Tampa Bay	0-4	L
Oct. 17	Pittsburgh	4-1	W
Oct. 18	@ Washington	4-1	W
Oct. 24	Montreal	6-3	W
Oct. 26	Hartford	6-3	W
Oct. 27	@ NY Rangers	4-6	L
Oct. 30	@ Dallas	0-2	L
Nov. 1	@ St. Louis	4-2	W
Nov. 2	@ Colorado	0-0	T
Nov. 7	Philadelphia	2-5	L
Nov. 9	@ Hartford	3-4	L*
Nov. 11	Florida	3-2	W*
Nov. 12	@ Pittsburgh	0-3	L
Nov. 14	Colorado	5-4	W
Nov. 19	@ Toronto	3-4	L
Nov. 21	Toronto	6-3	W
Nov. 23	@ Boston	3-2	W*
Nov. 26	@ Florida	3-4	L
Nov. 27	@ Tampa Bay	3-0	W
Nov. 29	Ottawa	3-0	W
Nov. 30	@ NY Islanders	3-2	W
Dec. 4	Vancouver	6-7	L*
Dec. 6	Anaheim	1-1	T
Dec. 7	@ Hartford	4-6	L
Dec. 11	@ Montreal	3-2	W*
Dec. 13	NY Rangers	0-3	L
Dec. 14	@ Boston	4-0	W
Dec. 18	Tampa Bay	5-3	W
Dec. 20	Los Angeles	6-2	W
Dec. 21	@ Ottawa	3-2	W
Dec. 23	@ New Jersey	0-0	T
Dec. 26	Hartford	5-1	W
Dec. 28	@ Pittsburgh	0-2	L
Dec. 31	New Jersey	6-5	W
Jan. 3	St. Louis	2-2	T
Jan. 5	Phoenix	5-1	W
Jan. 7	@ San Jose	1-1	T
Jan. 9	@ Los Angeles	3-6	L
Jan. 10	@ Anaheim	2-5	L
Jan. 12	@ Phoenix	3-2	W*
Jan. 15	@ NY Islanders	2-1	W
Jan. 20	Chicago	2-1	W
Jan. 22	Montreal	6-1	W
Jan. 24	Edmonton	1-3	L
Jan. 25	Hartford	1-5	L
Jan. 29	Pittsburgh	3-1	W
Jan. 31	Dallas	3-1	W
Feb. 2	Washington	2-2	T
Feb. 4	@ Philadelphia	1-1	T
Feb. 6	Florida	1-1	T
Feb. 8	@ Tampa Bay	3-1	W
Feb. 9	Ottawa	2-1	W
Feb. 12	Montreal	2-2	T
Feb. 16	San Jose	6-2	W
Feb. 18	Calgary	5-5	T
Feb. 21	NY Islanders	5-2	W
Feb. 23	Boston	5-1	W
Feb. 27	@ New Jersey	1-4	L
Mar. 1	@ Ottawa	3-1	W
Mar. 5	Pittsburgh	4-2	W
Mar. 8	@ Montreal	3-3	T
Mar. 9	New Jersey	1-4	L
Mar. 11	Philadelphia#	3-2	W*
Mar. 15	@ Philadelphia	7-5	W
Mar. 17	Boston##	5-1	W
Mar. 18	@ Pittsburgh	3-5	L
Mar. 21	@ Washington	4-1	W
Mar. 22	@ Florida	2-3	L
Mar. 26	NY Islanders	2-3	L*
Mar. 28	@ Detroit	1-2	L*
Mar. 30	@ Chicago	2-3	L
Apr. 1	@ NY Rangers	1-1	T
Apr. 2	Ottawa	0-2	L
Apr. 4	NY Rangers	5-1	W
Apr. 7	@ Hartford	2-4	L
Apr. 10	@ Boston	5-1	W
Apr. 12	@ Ottawa	0-1	L
Apr. 13	Washington	3-8	L

** - overtime decision # - rescheduled from March 16 ## - rescheduled from Nov. 16*

1997-98 36-29-17, 3rd PLACE — NORTHEAST DIVISION

Oct. 1	@ St. Louis	3-1	W
Oct. 3	@ Washington	2-6	L
Oct. 5	@ Tampa Bay	1-1	T
Oct. 7	Dallas	2-4	L
Oct. 9	Washington	5-2	W
Oct. 11	@ New Jersey	2-3	L
Oct. 15	@ Carolina	3-3	T
Oct. 17	Montreal	1-5	L
Oct. 19	@ Chicago	2-5	L
Oct. 22	Calgary	4-1	W
Oct. 26	@ Phoenix	1-6	L
Oct. 28	@ Colorado	2-3	L
Oct. 31	@ Carolina	3-2	W*
Nov. 1	@ Florida	4-3	W*
Nov. 6	Florida	2-4	L
Nov. 8	@ Pittsburgh	2-2	T
Nov. 10	Edmonton	4-4	T
Nov. 13	Washington	2-3	L
Nov. 15	New Jersey	2-3	L
Nov. 20	@ Boston	5-0	W
Nov. 22	NY Islanders	6-1	W
Nov. 24	@ Pittsburgh	1-5	L
Nov. 26	Philadelphia	1-3	L
Nov. 28	NY Rangers	3-3	T
Dec. 1	@ Philadelphia	1-1	T
Dec. 3	Anaheim	4-0	W
Dec. 5	Tampa Bay	4-0	W
Dec. 6	@ Ottawa	0-3	L
Dec. 11	@ Boston	1-2	L
Dec. 12	Carolina	3-2	W*
Dec. 15	@ Dallas	4-8	L
Dec. 17	@ NY Islanders	0-4	L
Dec. 19	Montreal	1-0	W
Dec. 21	@ NY Rangers	2-0	W
Dec. 23	Detroit	1-3	L
Dec. 26	NY Rangers	3-0	W
Dec. 27	@ Carolina	1-4	L
Dec. 29	New Jersey	1-3	L
Dec. 31	Ottawa	3-0	W
Jan. 2	Colorado	2-2	T
Jan. 7	@ Anaheim	3-2	W
Jan. 8	@ Los Angeles	2-2	T
Jan. 10	@ San Jose	2-5	L
Jan. 14	@ Toronto	4-1	W
Jan. 15	Vancouver	6-2	W
Jan. 20	@ Philadelphia	0-3	L
Jan. 21	Carolina	2-1	W
Jan. 23	Tampa Bay	4-1	W
Jan. 27	St. Louis	3-3	T
Jan. 30	Phoenix	3-3	T
Feb. 1	@ Florida	5-2	W
Feb. 2	@ Tampa Bay	7-3	W
Feb. 4	Boston	2-2	T
Feb. 6	Pittsburgh	2-2	T
Feb. 7	@ Montreal	4-1	W
Feb. 25	Toronto	2-2	T
Feb. 26	@ Boston	1-1	T
Mar. 1	@ Washington	3-0	W
Mar. 2	@ NY Rangers	1-0	W
Mar. 6	NY Islanders	2-4	L
Mar. 7	@ Montreal	2-1	W
Mar. 10	@ NY Islanders	2-2	T
Mar. 12	San Jose	3-1	W
Mar. 14	@ Pittsburgh	1-2	L
Mar. 15	Pittsburgh	3-0	W
Mar. 17	Chicago	3-5	L
Mar. 19	Florida	6-1	W
Mar. 21	Boston	1-2	L
Mar. 24	@ Calgary	2-0	W
Mar. 26	@ Vancouver	5-2	W
Mar. 27	@ Edmonton	1-0	W
Mar. 29	@ Detroit	2-4	L
Apr. 1	Los Angeles	4-0	W
Apr. 3	Boston	5-4	W
Apr. 5	Ottawa	0-1	L
Apr. 8	Carolina	3-1	W
Apr. 10	Montreal	2-1	W
Apr. 11	@ Ottawa	4-4	T
Apr. 13	Philadelphia	2-1	W
Apr. 15	@ New Jersey	4-5	L*
Apr. 18	@ Montreal	3-3	T
Apr. 19	Ottawa	1-2	L

** - overtime decision*

1996-97 REGULAR-SEASON SCORING

NO.	PLAYER	GP	G	A	PTS	+/-	PIM	PP	SH	GW	GT	SHOTS	S%
26	Derek Plante	82	27	26	53	14	24	5	0	6	1	191	14.1
19	Brian Holzinger	81	22	29	51	9	54	2	2	6	0	142	15.5
28	Donald Audette	73	28	22	50	-6	48	8	0	5	1	182	15.4
27	Michael Peca	79	20	29	49	26	80	5	6	4	0	137	14.6
43	Jason Dawe	81	22	26	48	14	32	4	1	3	0	136	16.2
15	Dixon Ward	79	13	32	45	17	36	1	2	4	0	93	14.0
36	Matthew Barnaby	68	19	24	43	16	249	2	0	1	0	121	15.7
3	Garry Galley	71	4	34	38	10	102	1	1	1	0	84	4.8
18	Michal Grosek	82	15	21	36	25	71	1	0	2	1	117	12.8
44	Alexei Zhitnik	80	7	28	35	10	95	3	1	0	1	170	4.1
12	Randy Burridge	55	10	21	31	17	20	1	3	0	0	85	11.8
8	Darryl Shannon	82	4	19	23	23	112	1	0	1	0	94	4.3
4	Mike Wilson	77	2	9	11	13	51	0	0	1	0	57	3.5
81	Miroslav Satan	12	8	2	10	1	4	2	0	1	0	29	27.6
32	Rob Ray	82	7	3	10	3	286	0	0	1	0	45	15.6
74	Jay McKee*	43	1	9	10	3	35	0	0	0	0	29	3.4
16	Pat LaFontaine	13	2	6	8	-8	4	1	0	0	0	38	5.3
38	Barrie Moore*	31	2	6	8	1	18	1	0	0	0	42	4.8
6	Bob Boughner	77	1	7	8	12	225	0	0	0	0	34	2.9
37	Curtis Brown*	28	4	3	7	4	18	0	0	1	0	31	12.9
10	Brad May	42	3	4	7	-8	106	1	0	1	0	75	4.0
93	Anatoli Semenov	25	2	4	6	-3	2	1	0	1	0	21	9.5
76	Wayne Primeau*	45	2	4	6	-2	64	1	0	0	0	25	8.0
5	Ed Ronan	18	1	4	5	4	11	0	0	0	0	10	10.0
39	Dominik Hasek	67	0	3	3	0	30	0	0	0	0	0	0.0
22	Charlie Huddy	1	0	0	0	-1	0	0	0	0	0	0	0.0
40	Rumun Ndur*	2	0	0	0	1	2	0	0	0	0	0	0.0
30	Andrei Trefilov	3	0	0	0	0	0	0	0	0	0	0	0.0
25	Vaclav Varada*	5	0	0	0	0	2	0	0	0	0	2	0.0
31	Steve Shields*	13	0	0	0	0	4	0	0	0	0	0	0.0

NO.	GOALTENDER	GP	MIN	GAA	W	L	T	EN	SO	GA	SA	SV%
39	Dominik Hasek	67	4037	2.27	37	20	10	3	5	153	2177	.930
31	Steve Shields*	13	789	2.97	3	8	2	2	0	39	447	.913
30	Andrei Trefilov	3	159	3.77	0	2	0	1	0	10	98	.898
	TEAM TOTALS	82	5003	2.49	40	30	12	6	5	208	2728	.924

*Rookie

1997-98 REGULAR-SEASON SCORING

NO.	PLAYER	GP	G	A	PTS	+/-	PIM	PP	SH	GW	GT	SHOTS	S%
81	Miroslav Satan	79	22	24	46	2	34	9	0	4	0	139	15.8
44	Alexei Zhitnik	78	15	30	45	19	102	2	3	3	2	191	7.9
28	Donald Audette	75	24	20	44	10	59	10	0	5	1	198	12.1
27	Michael Peca	61	18	22	40	12	57	6	5	1	1	132	13.6
17	Jason Dawe	68	19	17	36	10	36	4	1	3	1	115	16.5
19	Brian Holzinger	69	14	21	35	-2	36	4	2	1	1	116	12.1
5	Jason Woolley	71	9	26	35	8	35	3	0	2	1	129	7.0
26	Derek Plante	72	13	21	34	8	26	5	0	1	0	150	8.7
18	Michal Grosek	67	10	20	30	9	60	2	0	1	0	114	8.8
36	Matthew Barnaby	72	5	20	25	8	289	0	0	2	0	96	5.2
37	Curtis Brown	63	12	12	24	11	34	1	1	2	1	91	13.2
15	Dixon Ward	71	10	13	23	9	42	0	2	3	1	99	10.1
8	Darryl Shannon	76	3	19	22	26	56	1	0	1	0	85	3.5
42	Richard Smehlik	72	3	17	20	11	62	0	1	0	0	90	3.3
74	Jay McKee	56	1	13	14	-1	42	0	0	0	0	55	1.8
22	Wayne Primeau	69	6	6	12	9	87	2	0	1	0	51	11.8
25	Vaclav Varada*	27	5	6	11	0	15	0	0	1	1	27	18.5
10	Brad May	36	4	7	11	2	113	0	0	0	0	41	9.8
12	Randy Burridge	30	4	6	10	0	0	1	0	1	0	40	10.0
80	Geoff Sanderson	26	4	5	9	6	20	0	0	2	0	72	5.6
4	Mike Wilson	66	4	4	8	13	48	0	0	1	0	52	7.7
32	Rob Ray	63	2	4	6	2	234	1	0	1	0	19	10.5
9	Erik Rasmussen*	21	2	3	5	2	14	0	0	0	0	28	7.1
6	Bob Boughner	69	1	3	4	5	165	0	0	0	0	26	3.8
24	Paul Kruse	12	1	1	2	1	49	0	0	0	0	8	12.5
39	Dominik Hasek	72	0	2	2	0	12	0	0	0	0	0	0.0
40	Rumun Ndur*	1	0	0	0	-1	2	0	0	0	0	0	0.0
21	Mike Hurlbut	3	0	0	0	-1	2	0	0	0	0	3	0.0
45	Scott Nichol*	3	0	0	0	0	4	0	0	0	0	5	0.0
31	Steve Shields*	16	0	0	0	0	17	0	0	0	0	0	0.0

NO.	GOALTENDER	GP	MIN	GAA	W	L	T	EN	SO	GA	SA	SV%
39	Dominik Hasek	72	4220	2.09	33	23	13	3	13	147	2149	.932
31	Steve Shields*	16	785	2.83	3	6	4	0	0	37	408	.909
	TEAM TOTALS	82	5019	2.24	36	29	17	3	13	187	2560	.927

*Rookie

1998-99 37-28-17, 4TH PLACE — NORTHEAST DIVISION

Oct. 10	@ Dallas	1-4	L	Jan. 18	@ Florida	4-0	W
Oct. 12	@ Colorado	3-0	W	Jan. 19	@ Tampa Bay	1-2	L
Oct. 16	Florida	2-2	T	Jan. 26	Phoenix	1-1	T
Oct. 17	@ Montreal	4-3	W	Jan. 28	Nashville	2-4	L
Oct. 23	Washington	0-1	L	Jan. 30	Los Angeles	4-1	W
Oct. 24	@ NY Islanders	4-5	L	Feb. 2	@ Pittsburgh	3-5	L
Oct. 27	@ NY Rangers	0-0	T	Feb. 3	Colorado	3-5	L
Oct. 30	Toronto	4-1	W	Feb. 6	@ Montreal	2-3	L
Oct. 31	@ Toronto	6-3	W	Feb. 7	@ Washington	1-3	L
Nov. 3	Boston	4-2	W	Feb. 9	@ Ottawa	1-1	T
Nov. 7	@ Philadelphia	2-2	T	Feb. 11	Montreal	5-2	W
Nov. 10	Ottawa	2-2	T	Feb. 13	NY Islanders	2-2	T
Nov. 12	@ Washington	2-0	W	Feb. 15	Carolina	3-2	W
Nov. 14	Chicago	6-1	W	Feb. 17	Toronto	2-3	L*
Nov. 20	Toronto	4-1	W	Feb. 19	San Jose	4-2	W
Nov. 21	@ Toronto	1-2	L	Feb. 21	Detroit	4-4	T
Nov. 25	NY Rangers	4-2	W	Feb. 24	@ Calgary	2-2	T
Nov. 28	@ Florida	2-6	L	Feb. 26	@ Edmonton	3-6	L
Nov. 29	@ Tampa Bay	6-3	W	Feb. 28	@ Vancouver	2-0	W
Dec. 2	Florida	2-1	W	Mar. 3	Edmonton	3-5	L
Dec. 4	Philadelphia	3-0	W	Mar. 5	Dallas	2-1	W
Dec. 5	@ Nashville	3-1	W	Mar. 7	Philadelphia	1-1	T
Dec. 8	@ St. Louis	2-2	T	Mar. 8	@ Carolina	1-4	L
Dec. 11	NY Rangers	2-0	W	Mar. 11	Tampa Bay	2-5	L
Dec. 12	@ Boston	4-1	W	Mar. 13	Boston	3-1	W
Dec. 18	Montreal	4-2	W	Mar. 15	NY Islanders	2-1	W
Dec. 19	Carolina	2-3	L	Mar. 19	@ NY Rangers	3-2	W*
Dec. 21	@ Carolina	4-1	W	Mar. 23	@ New Jersey	1-1	T
Dec. 23	Tampa Bay	2-0	W	Mar. 24	@ Detroit	1-2	L
Dec. 26	@ New Jersey	2-0	W	Mar. 27	@ Pittsburgh	1-1	T
Dec. 28	New Jersey	4-7	L	Mar. 28	Pittsburgh	4-3	W*
Dec. 30	Ottawa	2-3	L*	Mar. 31	@ Chicago	1-2	L
Jan. 1	Anaheim	2-7	L	Apr. 3	@ Montreal	1-2	L
Jan. 2	Calgary	7-1	W	Apr. 5	Pittsburgh	3-1	W
Jan. 6	@ Anaheim	3-2	W*	Apr. 6	@ NY Islanders	4-3	W
Jan. 7	@ Los Angeles	2-4	L	Apr. 9	Florida	3-1	W
Jan. 9	@ San Jose	2-2	T	Apr. 10	@ Ottawa	1-1	T
Jan. 11	@ Phoenix	0-1	L	Apr. 13	@ Philadelphia	2-2	T
Jan. 13	St. Louis	2-4	L	Apr. 14	New Jersey	1-2	L
Jan. 15	Boston	2-1	W	Apr. 17	@ Boston	1-2	L*
Jan. 16	@ Ottawa	1-1	T	Apr. 18	Washington	3-0	W

** - overtime decision*

1999-00 35-32-11-4, 3RD PLACE — NORTHEAST DIVISION

Oct. 2	@ Detroit	0-2	L	Jan. 8	@ Ottawa	7-4	W
Oct. 8	Washington	2-3	L	Jan. 13	@ Boston	0-0	T
Oct. 9	@ Atlanta	5-5	T	Jan. 14	Montreal	1-2	L
Oct. 11	Phoenix	2-2	T	Jan. 17	@ Anaheim	5-0	W
Oct. 16	@ Montreal	1-2	L	Jan. 18	@ Los Angeles	3-5	L
Oct. 17	@ Philadelphia	2-5	L	Jan. 20	@ Phoenix	1-2	L
Oct. 20	Nashville	3-4	L	Jan. 22	@ Carolina	1-4	L
Oct. 22	Carolina	7-3	W	Jan. 25	Tampa Bay	2-1	W
Oct. 23	@ Ottawa	0-4	L	Jan. 28	Ottawa	1-0	W
Oct. 27	Tampa Bay	4-3	W	Jan. 29	@ Boston	0-1	L
Oct. 29	Florida	3-2	W*	Feb. 1	Anaheim	2-2	T
Oct. 30	@ Boston	0-3	L	Feb. 3	Ottawa	4-2	W
Nov. 3	@ Dallas	3-1	W	Feb. 8	@ Colorado	2-0	W
Nov. 4	@ Chicago	5-4	W*	Feb. 10	@ Nashville	2-1	W*
Nov. 6	NY Islanders	2-1	W	Feb. 12	@ Philadelphia	2-3	O*
Nov. 10	Boston	6-2	W	Feb. 13	Edmonton	2-2	T
Nov. 12	@ Tampa Bay	2-4	L	Feb. 16	@ Pittsburgh	1-1	T
Nov. 13	@ Florida	1-3	L	Feb. 17	Vancouver	1-2	L
Nov. 16	@ Pittsburgh	2-3	L	Feb. 19	Los Angeles	4-1	W
Nov. 19	@ Atlanta	4-0	W	Feb. 21	New Jersey	3-2	W
Nov. 20	Atlanta	4-3	W	Feb. 25	NY Rangers	3-6	L
Nov. 24	Washington	5-2	W	Feb. 26	@ Toronto	2-5	L
Nov. 26	St. Louis	0-2	L	Feb. 28	@ Florida	5-2	W
Nov. 28	@ Tampa Bay	3-2	W*	Mar. 1	@ NY Rangers	3-3	T
Nov. 30	Pittsburgh	1-4	L	Mar. 4	@ NY Islanders	2-4	L
Dec. 2	Philadelphia	2-4	L	Mar. 5	@ Washington	1-2	L
Dec. 4	NY Rangers	1-1	T	Mar. 8	Boston	2-1	W*
Dec. 6	@ Toronto	2-3	O*	Mar. 10	Montreal	2-3	L
Dec. 8	Ottawa	0-0	T	Mar. 12	NY Islanders	4-2	W
Dec. 10	Chicago	2-1	W	Mar. 15	@ San Jose	5-6	O*
Dec. 14	Philadelphia	3-1	W	Mar. 16	@ Vancouver	3-6	L
Dec. 17	Florida	2-4	L	Mar. 18	@ Calgary	5-1	W
Dec. 18	@ NY Islanders	2-2	T	Mar. 20	Montreal	4-1	W
Dec. 21	@ NY Rangers	3-1	W	Mar. 23	Calgary	4-2	W
Dec. 23	Colorado	2-1	W	Mar. 27	@ Carolina	5-1	W
Dec. 27	@ New Jersey	1-4	L	Mar. 31	Carolina	1-3	L
Dec. 28	Detroit	2-7	L	Apr. 1	@ Montreal	2-0	W
Jan. 1	Toronto	8-1	W	Apr. 3	Toronto	3-2	W
Jan. 3	@ Toronto	2-6	L	Apr. 6	@ New Jersey	5-0	W
Jan. 4	Atlanta	4-5	L	Apr. 7	Pittsburgh	1-2	O*
Jan. 6	New Jersey	3-6	L	Apr. 9	@ Washington	1-1	T

** - overtime decision*

1998-99 REGULAR-SEASON SCORING

NO.	PLAYER	GP	G	A	PTS	+/-	PIM	PP	SH	GW	GT	SHOTS	S%
81	Miroslav Satan	81	40	26	66	24	44	13	3	6	1	208	19.2
27	Michael Peca	82	27	29	56	7	81	10	0	8	1	199	13.6
18	Michal Grosek	76	20	30	50	21	102	4	0	3	1	140	14.3
37	Curtis Brown	78	16	31	47	23	56	5	1	3	3	128	12.5
15	Dixon Ward	78	20	24	44	10	44	2	1	4	1	101	19.8
5	Jason Woolley	80	10	33	43	16	62	4	0	2	1	154	6.5
19	Brian Holzinger	81	17	17	34	2	45	5	0	2	0	143	11.9
44	Alexei Zhitnik	81	7	26	33	-6	96	3	1	2	0	185	3.8
25	Vaclav Varada	72	7	24	31	11	61	1	0	1	0	123	5.7
80	Geoff Sanderson	75	12	18	30	8	22	1	0	1	0	155	7.7
26	Derek Plante	41	4	11	15	3	12	0	0	0	0	66	6.1
8	Darryl Shannon	71	3	12	15	28	52	1	0	0	1	80	3.8
42	Richard Smehlik	72	3	11	14	-9	44	0	0	0	0	61	4.9
22	Wayne Primeau	67	5	8	13	-6	38	0	0	0	1	55	9.1
9	Erik Rasmussen*	42	3	7	10	6	37	0	0	0	0	40	7.5
36	Matthew Barnaby	44	4	4	8	-2	143	0	0	3	0	52	7.7
3	James Patrick	45	1	7	8	12	16	0	0	0	0	31	3.2
74	Jay McKee	72	0	6	6	20	75	0	0	0	0	57	0.0
17	Randy Cunneyworth	14	2	2	4	1	0	0	0	1	0	12	16.7
41	Stu Barnes	18	0	4	4	1	10	0	0	0	0	25	0.0
32	Rob Ray	76	0	4	4	-2	261	0	0	0	0	23	0.0
24	Paul Kruse	43	3	0	3	0	114	0	0	0	0	33	9.1
4	Mike Wilson	30	1	2	3	10	47	0	0	1	0	40	2.5
90	Joe Juneau	9	1	1	2	-1	2	0	0	0	0	8	12.5
4	Rhett Warrener	13	1	0	1	3	20	0	0	0	0	11	9.1
34	Jean-Luc Grand-Pierre*	16	0	1	1	0	17	0	0	0	0	11	0.0
21	Mike Hurlbut	1	0	0	0	2	0	0	0	0	0	2	0.0
46	Dean Sylvester*	1	0	0	0	-1	0	0	0	0	0	1	0.0
29	Jason Holland*	3	0	0	0	-1	8	0	0	0	0	2	0.0
83	Domenic Pittis*	3	0	0	0	0	2	0	0	0	0	1	0.0
6	Cory Sarich*	4	0	0	0	3	0	0	0	0	0	2	0.0
43	Martin Biron*	6	0	0	0	0	0	0	0	0	0	0	0.0
40	Rumun Ndur	8	0	0	0	1	16	0	0	0	0	21	4.8
30	Dwayne Roloson	18	0	0	0	0	4	0	0	0	0	0	0.0
39	Dominik Hasek	64	0	0	0	0	14	0	0	0	0	0	0.0

NO.	GOALTENDER	GP	MIN	GAA	W	L	T	EN	SO	GA	SA	SV%
39	Dominik Hasek	64	3817	1.87	30	18	14	2	9	119	1877	.937
43	Martin Biron*	6	281	2.14	1	2	1	1	0	10	120	.917
30	Dwayne Roloson	18	911	2.77	6	8	2	1	1	42	460	.909
	TEAM TOTALS	82	5020	2.09	37	28	17	4	10	175	2461	.929

**Rookie*

1999-00 REGULAR-SEASON SCORING

NO.	PLAYER	GP	G	A	PTS	+/-	PIM	PP	SH	GW	GT	SHOTS	S%
81	Miroslav Satan	81	33	34	67	16	32	5	3	5	1	265	12.5
37	Curtis Brown	74	22	29	51	19	42	5	0	4	1	149	14.8
41	Stu Barnes	82	20	25	45	-3	16	8	2	2	0	137	14.6
27	Michael Peca	73	20	21	41	6	67	2	0	3	0	144	13.9
25	Vaclav Varada	76	10	27	37	12	62	0	0	0	0	140	7.1
61	Maxim Afinogenov*	65	16	18	34	-4	41	2	0	2	0	128	12.5
18	Michel Grosek	61	11	23	34	12	35	2	0	2	0	96	11.5
5	Jason Woolley	74	8	25	33	14	52	2	0	2	0	113	7.1
8	Geoff Sanderson	67	13	13	26	4	22	4	0	3	0	136	9.6
19	Brian Holzinger	59	7	17	24	4	30	0	1	2	0	81	8.6
15	Dixon Ward	71	11	9	20	1	41	1	2	2	0	101	10.9
29	Vladimir Tsyplakov	34	6	13	19	17	10	0	0	1	0	46	13.0
74	Jay McKee	78	5	12	17	5	50	1	0	1	0	84	6.0
93	Doug Gilmour	11	3	14	17	3	12	2	0	0	0	13	23.1
9	Erik Rasmussen	67	8	6	14	1	43	0	0	2	0	76	10.5
3	James Patrick	66	5	8	13	8	22	0	0	3	0	40	12.5
44	Alexei Zhitnik	74	2	11	13	-6	95	1	0	0	0	139	1.4
22	Wayne Primeau	41	5	7	12	-8	38	2	0	1	0	40	12.5
42	Richard Smehlik	64	2	9	11	13	50	0	0	0	0	67	3.0
77	Chris Gratton	14	1	7	8	1	15	0	0	0	0	34	2.9
51	Brian Campbell*	12	1	4	5	-2	4	0	0	0	0	10	10.0
32	Rob Ray	69	1	3	4	0	158	0	0	0	0	17	5.9
6	Cory Sarich	42	0	4	4	2	35	0	0	0	0	49	0.0
4	Rhett Warrener	61	0	3	3	18	89	0	0	0	0	68	0.0
16	Chris Taylor	11	1	1	2	-2	2	0	0	0	0	15	6.7
55	Denis Hamel*	3	1	0	1	-1	0	0	0	0	0	3	33.3
12	Domenic Pittis*	7	1	0	1	1	6	0	0	0	0	6	16.7
20	Jason Holland*	9	0	1	1	0	0	0	0	0	0	8	0.0
39	Dominik Hasek	35	0	1	1	0	12	0	0	0	0	0	0.0
20	Doug Houda	1	0	0	0	0	12	0	0	0	0	0	0.0
21	Mike Hurlbut	1	0	0	0	1	2	0	0	0	0	1	0.0
64	David Moravec	1	0	0	0	-1	0	0	0	0	0	2	0.0
45	Dmitri Kalinin*	4	0	0	0	0	4	0	0	0	0	3	0.0
34	Jean-Luc Grand-Pierre*	11	0	0	0	-1	15	0	0	0	0	10	0.0
24	Paul Kruse	11	0	0	0	-2	43	0	0	0	0	7	0.0
30	Dwayne Roloson	14	0	0	0	0	0	0	0	0	0	0	0.0
43	Martin Biron*	41	0	0	0	0	6	0	0	0	0	0	0.0

NO.	GOALTENDER	GP	MIN	GAA	W	L	T	EN	SO	GA	SA	SV%
43	Martin Biron*	41	2229	2.42	19	18	2	2	5	90	988	.909
39	Dominik Hasek	35	2066	2.21	15	11	6	2	3	76	937	.919
30	Dwayne Roloson	14	677	2.84	1	7	3	2	0	32	277	.884
	TEAM TOTALS	82	4996	2.45	35	36	11	6	8	204	2208	.908

**Rookie*

2000-01 46-30-5-1, 2ND PLACE — NORTHEAST DIVISION

Oct. 5		Chicago	4-2	W	Jan. 11	@	Los Angeles	2-3	L
Oct. 7		Los Angeles	5-3	W	Jan. 12	@	Anaheim	4-0	W
Oct. 13	@	Edmonton	2-3	L	Jan. 16		Tampa Bay	3-1	W
Oct. 14	@	Vancouver	0-4	L	Jan. 19		Florida	1-0	W
Oct. 17	@	Montreal	3-4	L	Jan. 20	@	Toronto	0-2	L
Oct. 20		Anaheim	2-2	T	Jan. 23		Columbus	1-2	L
Oct. 21	@	Detroit	4-5	O*	Jan. 26		Boston	1-2	L
Oct. 25		Carolina	4-1	W	Jan. 27	@	NY Islanders	2-1	W
Oct. 27		Toronto	2-1	W	Jan. 31	@	Florida	2-5	L
Oct. 28	@	Chicago	3-1	W	Feb. 1	@	Tampa Bay	2-4	L
Nov. 3		Montreal	5-4	W	Feb. 6	@	NY Rangers	6-3	W
Nov. 4	@	Philadelphia	0-3	L	Feb. 7		NY Islanders	2-1	W*
Nov. 9		NY Islanders	3-0	W	Feb. 10	@	Ottawa	2-1	W*
Nov. 11	@	New Jersey	4-0	W	Feb. 11		Montreal	3-4	L
Nov. 13		Calgary	3-2	W*	Feb. 13	@	Atlanta	4-5	L
Nov. 15		Dallas	2-2	T	Feb. 15		Atlanta	3-1	W
Nov. 17		Minnesota	3-1	W	Feb. 17		New Jersey	5-1	W
Nov. 18	@	St. Louis	1-4	L	Feb. 19		Ottawa	2-0	W
Nov. 22		Philadelphia	1-3	L	Feb. 22	@	New Jersey	1-0	W
Nov. 24		NY Rangers	3-2	W	Feb. 23		Phoenix	3-7	L
Nov. 25	@	Montreal	5-3	W	Feb. 25		Tampa Bay	5-4	W
Nov. 28	@	Ottawa	1-3	L	Feb. 27	@	Ottawa	4-1	W
Dec. 1		Pittsburgh	4-6	L	Mar. 1	@	Philadelphia	0-2	L
Dec. 2	@	Pittsburgh	3-2	W	Mar. 3	@	Colorado	3-2	W*
Dec. 5	@	Montreal	3-2	W	Mar. 4	@	Dallas	1-4	L
Dec. 7		New Jersey#	5-2	W	Mar. 6	@	Boston	3-1	W
Dec. 8	@	NY Rangers	2-5	L	Mar. 9		Edmonton	0-4	L
Dec. 12	@	Boston	3-0	W	Mar. 14		NY Rangers	6-3	W
Dec. 15	@	Carolina	3-5	L	Mar. 16		Vancouver	4-2	W
Dec. 16		Florida	3-2	W	Mar. 17	@	Washington	3-2	W
Dec. 20	@	Washington	2-2	T	Mar. 20		Toronto	3-0	W
Dec. 21		Washington	1-3	L	Mar. 21	@	Carolina	0-1	L
Dec. 23		San Jose	5-2	W	Mar. 24		Carolina	3-1	W
Dec. 26		Pittsburgh	3-5	L	Mar. 26	@	Atlanta	4-0	W
Dec. 29		Ottawa	2-0	W	Mar. 27	@	Pittsburgh	1-4	L
Dec. 30	@	NY Islanders	2-0	W	Mar. 30		Atlanta	4-0	W
Jan. 1		Boston	3-4	L	Apr. 1	@	Tampa Bay	4-2	W
Jan. 3	@	Toronto	1-1	T	Apr. 2	@	Florida	5-3	W
Jan. 5		Toronto	3-3	T	Apr. 4		Boston	2-3	L
Jan. 6	@	Nashville	2-0	W	Apr. 6		Washington	2-1	W
Jan. 9	@	San Jose	1-2	L	Apr. 8		Philadelphia	1-2	L

** - overtime decision # - rescheduled from Dec. 6*

2001-02 35-35-11-1, 5TH PLACE — NORTHEAST DIVISION

Oct. 4		Atlanta	1-2	L	Jan. 6	@	Minnesota	4-1	W
Oct. 6		Ottawa	3-2	W	Jan. 8		Vancouver	3-2	W
Oct. 7	@	NY Rangers	4-5	O*	Jan. 10		Pittsburgh	0-2	L
Oct. 10		Philadelphia	2-1	W	Jan. 12		New Jersey	2-1	W
Oct. 12	@	Detroit	2-4	L	Jan. 16	@	Anaheim	3-1	W
Oct. 14		Pittsburgh	4-1	W	Jan. 17	@	Los Angeles	2-4	L
Oct. 16		Nashville	3-3	T	Jan. 19	@	Phoenix	3-1	W
Oct. 19		Columbus	1-3	L	Jan. 21	@	Colorado	2-3	L
Oct. 20	@	Montreal	3-1	W	Jan. 23		St. Louis	2-5	L
Oct. 23		San Jose	4-1	W	Jan. 25		Tampa Bay	4-1	W
Oct. 26		Montreal	2-5	L	Jan. 27	@	Washington	3-2	W*
Oct. 27	@	New Jersey	1-3	L	Jan. 29	@	Carolina	2-2	T
Oct. 30		Phoenix	2-3	L	Feb. 5	@	Boston	2-2	T
Nov. 2		Tampa Bay	4-1	W	Feb. 8		Ottawa	3-2	W*
Nov. 3	@	Ottawa	0-3	L	Feb. 10	@	New Jersey	1-4	L
Nov. 8		Atlanta	8-0	W	Feb. 12		New Jersey	2-2	T
Nov. 10		NY Rangers	2-4	L	Feb. 26	@	Atlanta	1-2	L
Nov. 12	@	Florida	5-3	W	Mar. 1		Boston	4-3	W
Nov. 13	@	Nashville	1-4	L	Mar. 2	@	Toronto	3-3	T
Nov. 16		Florida	0-2	L	Mar. 4		Edmonton	0-3	L
Nov. 17	@	Boston	1-3	L	Mar. 7	@	NY Islanders	5-0	W
Nov. 19	@	Atlanta	2-3	L	Mar. 8		Montreal	3-0	W
Nov. 21		Toronto	4-2	W	Mar. 10		Detroit	5-1	W
Nov. 23		Calgary	5-2	W	Mar. 12		NY Islanders	0-3	L
Nov. 24	@	Pittsburgh	1-3	L	Mar. 14	@	Philadelphia	3-1	W
Nov. 27		NY Rangers	2-2	T	Mar. 15	@	Florida	2-5	L
Nov. 28	@	Washington	5-2	W	Mar. 17	@	Tampa Bay	2-2	T
Dec. 1	@	NY Islanders	4-2	W	Mar. 19		Ottawa	5-1	W
Dec. 4	@	Carolina	4-2	W	Mar. 21		Boston	1-2	L
Dec. 7		Colorado	1-4	L	Mar. 23	@	Toronto	0-2	L
Dec. 8	@	Boston	2-4	L	Mar. 24	@	Ottawa	3-2	W*
Dec. 12	@	Dallas	3-4	L	Mar. 26		Washington	3-4	L
Dec. 14		Carolina	3-2	W*	Mar. 28	@	St. Louis	1-4	L
Dec. 15	@	NY Rangers	2-4	L	Mar. 30	@	Philadelphia	3-1	W
Dec. 19		Chicago	5-6	L	Apr. 1		Philadelphia	3-1	W
Dec. 21		Toronto	3-3	T	Apr. 3		NY Islanders	1-1	T
Dec. 22	@	Toronto	2-3	L	Apr. 5		Florida	3-1	W
Dec. 26		Montreal	3-1	W	Apr. 7	@	Tampa Bay	5-3	W
Dec. 29	@	Columbus	2-2	T	Apr. 10	@	Pittsburgh	4-4	T
Dec. 31		Carolina	4-5	L	Apr. 12		Washington	1-3	L
Jan. 3	@	Calgary	1-3	L	Apr. 13	@	Montreal	3-0	W

** - overtime decision*

2000-01 REGULAR-SEASON SCORING

NO.	PLAYER	GP	G	A	PTS	+/-	PIM	PP	SH	GW	GT	SHOTS	S%
28	Donald Audette	76	34	45	79	-2	76	14	1	3	2	225	15.1
81	Miroslav Satan	82	29	33	62	5	36	8	2	4	1	206	14.1
57	Steve Heinze	79	27	27	54	-13	46	15	0	4	0	144	18.8
17	J-P Dumont	79	23	28	51	1	54	9	0	5	0	156	14.7
41	Stu Barnes	75	19	24	43	-2	26	3	2	5	0	160	11.9
77	Chris Gratton	82	19	21	40	0	102	5	0	5	1	156	12.2
93	Doug Gilmour	71	7	31	38	3	70	4	0	0	0	91	7.7
44	Alexei Zhitnik	78	8	29	37	-3	75	5	0	1	1	149	5.4
61	Maxim Afinogenov	78	14	22	36	1	40	3	0	5	0	190	7.4
52	Dave Andreychuk	74	20	13	33	0	32	8	0	4	0	119	16.8
37	Curtis Brown	70	10	22	32	15	34	2	1	0	0	105	9.5
9	Erik Rasmussen	82	12	19	31	0	51	1	0	3	0	95	12.6
25	Vaclav Varada	75	10	21	31	-2	81	2	0	2	0	112	8.9
5	Jason Woolley	67	5	18	23	0	46	4	0	3	0	92	5.4
45	Dmitri Kalinin*	79	4	18	22	-2	38	2	0	0	0	88	4.5
4	Rhett Warrener	77	3	16	19	10	78	0	0	2	0	103	2.9
42	Richard Smehlik	56	3	12	15	6	4	0	0	1	0	40	7.5
29	Vladimir Tsyplakov	36	7	7	14	2	10	0	0	0	0	39	17.9
3	James Patrick	54	4	9	13	9	12	1	0	0	0	48	8.3
55	Denis Hamel*	41	8	3	11	-2	22	1	1	3	0	55	14.5
74	Jay McKee	74	1	10	11	9	76	0	0	0	0	62	1.6
32	Rob Ray	63	4	6	10	2	210	0	0	1	0	33	12.1
26	Eric Boulton*	35	1	2	3	-1	94	0	0	0	0	20	5.0
39	Dominik Hasek	67	0	3	3	0	22	0	0	0	0	0	0.0
16	Chris Taylor	14	0	2	2	1	6	0	0	0	0	21	0.0
35	Mika Noronen*	2	0	0	0	0	0	0	0	0	0	0	0.0
51	Brian Campbell*	8	0	0	0	-2	2	0	0	0	0	7	0.0
43	Martin Biron	18	0	0	0	0	0	0	0	0	0	0	0.0

NO.	GOALTENDER	GP	MIN	GAA	W	L	T	EN	SO	GA	SA	SV%
39	Dominik Hasek	67	3904	2.11	37	24	4	2	11	137	1726	.921
43	Martin Biron	18	918	2.55	7	7	1	1	2	39	427	.909
35	Mika Noronen*	2	108	2.78	2	0	0	0	0	5	39	.872
34	Peter Skudra	1	0	0.00	0	0	0	0	0	0	0	.000
	TEAM TOTALS	82	4956	2.24	46	31	5	3	13	184	2195	.916

*Rookie

2001-02 REGULAR-SEASON SCORING

NO.	PLAYER	GP	G	A	PTS	+/-	PIM	PP	SH	GW	GT	SHOTS	S%
81	Miroslav Satan	82	37	36	73	14	33	15	5	5	0	267	13.9
41	Stu Barnes	68	17	31	48	6	26	5	0	4	1	127	13.4
18	Tim Connolly	82	10	35	45	4	34	3	0	3	0	126	7.9
17	J-P Dumont	76	23	21	44	-10	42	7	0	3	1	154	14.9
61	Maxim Afinogenov	81	21	19	40	-9	69	3	1	0	0	234	9.0
77	Chris Gratton	82	15	24	39	0	75	1	0	5	0	139	10.8
37	Curtis Brown	82	20	17	37	-4	32	4	1	5	0	171	11.7
44	Alexei Zhitnik	82	1	33	34	-1	80	1	0	0	0	150	0.7
5	Jason Woolley	59	8	20	28	-6	34	6	0	2	0	90	8.9
25	Vaclav Varada	76	7	16	23	-7	82	1	0	1	0	138	5.1
13	Vyacheslav Kozlov	38	9	13	22	0	16	3	0	1	1	68	13.2
24	Taylor Pyatt	48	10	10	20	4	35	0	0	0	1	61	16.4
9	Erik Rasmussen	69	8	11	19	-1	34	0	0	2	0	89	9.0
3	James Patrick	56	5	8	13	3	16	1	0	0	0	45	11.1
45	Dmitri Kalinin	58	2	11	13	-6	26	0	0	0	0	67	3.0
74	Jay McKee	81	2	11	13	18	43	0	0	1	0	50	4.0
4	Rhett Warrener	65	5	5	10	15	113	0	0	1	1	66	7.6
42	Richard Smehlik	60	3	6	9	-9	22	0	0	1	1	52	5.8
29	Bob Corkum	75	3	5	8	-32	20	0	0	0	0	80	3.8
55	Denis Hamel	61	2	6	8	-1	28	0	0	0	0	80	2.5
51	Brian Campbell	29	3	3	6	0	12	0	0	0	0	30	10.0
26	Eric Boulton	35	2	3	5	-1	129	0	0	1	0	21	9.5
32	Rob Ray	71	2	3	5	-3	200	0	0	0	0	23	8.7
12	Ales Kotalik*	13	1	3	4	-1	2	0	0	0	0	21	4.8
19	Norman Milley*	5	0	1	1	0	0	0	0	0	0	10	0.0
43	Martin Biron	72	0	1	1	0	8	0	0	0	0	0	0.0
10	Henrik Tallinder	2	0	0	0	-1	0	0	0	0	0	4	0.0
8	Rory Fitzpatrick	5	0	0	0	-2	4	0	0	0	0	2	0.0
31	Bob Essensa	9	0	0	0	0	0	0	0	0	0	0	0.0
35	Mika Noronen*	10	0	0	0	0	2	0	0	0	0	0	0.0

NO.	GOALTENDER	GP	MIN	GAA	W	L	T	EN	SO	GA	SA	SV%
43	Martin Biron	72	4085	2.22	31	28	10	6	4	151	1781	.915
35	Mika Noronen*	10	518	2.66	4	3	1	0	0	23	217	.894
31	Bob Essensa	9	350	2.91	0	5	0	3	0	17	113	.850
	TEAM TOTALS	82	4953	2.31	35	36	11	9	4	191	2111	.909

*Rookie

2002-03 27-37-10-8, 5TH PLACE — NORTHEAST DIVISION

Oct. 10	NY Islanders	5-1	W	Jan. 11	@ Montreal	3-2	W
Oct. 12	@ Montreal	6-1	W	Jan. 14	@ Minnesota	1-0	W
Oct. 13	@ Chicago	0-3	L	Jan. 16	@ San Jose	2-2	T
Oct. 17	NY Rangers	4-4	T	Jan. 18	@ Phoenix	1-0	W
Oct. 19	Phoenix	2-3	L	Jan. 21	Pittsburgh	0-0	T
Oct. 22	Philadelphia	2-1	W	Jan. 24	Toronto	4-0	W
Oct. 25	New Jersey	1-2	L	Jan. 25	@ Ottawa	3-4	O*
Oct. 26	@ Pittsburgh	2-5	L	Jan. 27	Nashville	1-5	L
Oct. 29	@ Vancouver	1-1	T	Jan. 30	@ St. Louis	1-2	O*
Oct. 31	@ Calgary	0-3	L	Feb. 4	@ New Jersey	1-4	L
Nov. 1	@ Edmonton	1-1	T	Feb. 7	Vancouver	2-4	L
Nov. 3	@ Columbus	2-3	L	Feb. 8	@ NY Islanders	1-3	L
Nov. 7	@ Carolina	0-2	L	Feb. 11	St. Louis	2-3	L
Nov. 9	Atlanta	4-6	L	Feb. 13	@ Detroit	2-4	L
Nov. 12	Boston	3-4	L	Feb. 15	NY Rangers	5-4	W
Nov. 15	Toronto	2-3	L	Feb. 17	@ Atlanta	3-4	O*
Nov. 16	@ Ottawa	1-4	L	Feb. 19	Montreal	2-1	W*
Nov. 19	@ New Jersey	3-4	O*	Feb. 21	Los Angeles	1-4	L
Nov. 22	Columbus	5-4	W	Feb. 23	@ Tampa Bay	4-1	W
Nov. 23	@ Boston	1-4	L	Feb. 24	@ Florida	2-2	T
Nov. 27	Tampa Bay	1-1	T	Feb. 26	@ Washington	2-3	L
Nov. 29	Pittsburgh	1-4	L	Feb. 28	Dallas	5-3	W
Nov. 30	@ Toronto	1-3	L	Mar. 1	@ NY Islanders	1-2	O*
Dec. 4	Anaheim	4-0	W	Mar. 4	Washington	1-2	L
Dec. 6	@ NY Rangers	4-1	W	Mar. 6	Toronto	4-2	W
Dec. 7	Washington	4-3	W	Mar. 8	@ Florida	4-0	W
Dec. 10	Ottawa	2-4	L	Mar. 9	@ Tampa Bay	1-1	T
Dec. 13	Chicago	1-1	T	Mar. 12	Carolina	2-3	O*
Dec. 14	@ Philadelphia	0-2	L	Mar. 14	Tampa Bay	2-4	L
Dec. 18	Boston	4-2	W	Mar. 15	@ Atlanta	3-5	L
Dec. 20	Florida	0-3	L	Mar. 18	Philadelphia	5-2	W
Dec. 21	@ Montreal	2-6	L	Mar. 19	@ NY Rangers	0-3	L
Dec. 23	@ Pittsburgh	2-5	L	Mar. 22	@ Toronto	2-3	O*
Dec. 26	Ottawa	2-3	L	Mar. 24	Colorado	4-3	W*
Dec. 28	Minnesota	3-4	L	Mar. 26	Florida	2-1	W
Dec. 30	@ Washington	3-4	L	Mar. 28	Montreal	4-1	W
Dec. 31	NY Islanders	0-1	O*	Mar. 29	@ Carolina	3-1	W
Jan. 3	Carolina	6-3	W	Mar. 31	@ Dallas	0-3	L
Jan. 4	@ Ottawa	2-1	W*	Apr. 2	Atlanta	4-3	W
Jan. 7	@ Philadelphia	2-3	L	Apr. 5	@ Boston	5-8	L
Jan. 10	Boston	4-2	W	Apr. 6	New Jersey	2-2	T

** - overtime decision*

2003-04 37-34-5-4, 5TH PLACE — NORTHEAST DIVISION

Oct. 9	@ Philadelphia	0-2	L	Jan. 7	Philadelphia	1-1	T
Oct. 11	NY Islanders	0-6	L	Jan. 9	Ottawa	3-2	W
Oct. 13	Dallas	4-3	W	Jan. 12	@ Boston	3-4	L
Oct. 16	@ Edmonton	1-4	L	Jan. 13	Philadelphia	6-2	W
Oct. 18	@ Calgary	2-0	W	Jan. 15	Boston	0-1	L
Oct. 20	@ Vancouver	1-6	L	Jan. 17	@ NY Islanders	2-4	L
Oct. 23	@ Los Angeles	5-1	W	Jan. 20	@ Atlanta	1-4	L
Oct. 24	@ Anaheim	5-2	W	Jan. 22	@ Boston	3-2	W
Oct. 26	@ Colorado	3-1	W	Jan. 24	@ Philadelphia	1-2	L
Oct. 28	Minnesota	1-3	L	Jan. 25	@ Carolina	4-2	W
Oct. 30	Toronto	5-3	W	Jan. 27	Montreal	4-1	W
Nov. 1	@ Ottawa	1-1	T	Jan. 30	@ NY Rangers	3-1	W
Nov. 5	Atlanta	4-7	L	Jan. 31	NY Rangers	3-1	W
Nov. 7	Montreal	2-1	W	Feb. 5	Boston	2-6	L
Nov. 8	@ Montreal	0-3	L	Feb. 10	San Jose	2-1	W
Nov. 12	New Jersey	2-2	T#	Feb. 13	Los Angeles	8-3	W
Nov. 14	Pittsburgh	1-2	O*	Feb. 14	@ Toronto	6-4	W
Nov. 17	@ Ottawa	2-1	W	Feb. 16	Atlanta	7-2	W
Nov. 19	@ New Jersey	1-4	L	Feb. 18	Florida	1-1	T
Nov. 21	Carolina	5-0	W	Feb. 20	Tampa Bay	4-3	W*
Nov. 22	@ Tampa Bay	1-2	L	Feb. 21	@ NY Islanders	1-4	L
Nov. 24	@ Florida	1-2	L	Feb. 25	@ New Jersey	2-8	L
Nov. 26	Washington	5-2	W	Feb. 27	NY Islanders	2-4	L
Nov. 28	Florida	4-3	W	Feb. 28	@ Ottawa	1-7	L
Nov. 29	@ Nashville	1-4	L	Mar. 3	Ottawa	4-3	W
Dec. 3	@ Chicago	3-2	W	Mar. 6	@ Toronto	5-1	W
Dec. 4	Phoenix	2-3	L	Mar. 7	St. Louis	1-5	L
Dec. 6	Tampa Bay	1-3	L	Mar. 10	@ Washington	6-0	W
Dec. 10	Detroit	2-7	L	Mar. 11	Boston	2-3	O*
Dec. 12	NY Rangers	1-3	L	Mar. 13	@ Boston	2-3	O*
Dec. 13	@ Minnesota	2-3	L	Mar. 15	Toronto	5-6	O*
Dec. 16	@ Pittsburgh	1-2	L	Mar. 17	@ Atlanta	4-3	W*
Dec. 19	New Jersey	2-5	L	Mar. 18	@ Tampa Bay	1-3	L
Dec. 23	Ottawa	2-2	T	Mar. 20	@ Florida	2-1	W
Dec. 26	Carolina	3-1	W	Mar. 24	Montreal	2-1	W
Dec. 27	@ Washington	3-1	W	Mar. 26	Pittsburgh	5-1	W
Dec. 29	@ Carolina	1-2	L	Mar. 27	@ Pittsburgh	2-2	T
Dec. 31	Washington	7-1	W	Mar. 29	Columbus	6-0	W
Jan. 2	Anaheim	5-2	W	Mar. 31	@ NY Rangers	4-3	W
Jan. 3	@ Toronto	3-3	T	Apr. 2	Toronto	0-2	L
Jan. 6	@ Montreal	1-3	L	Apr. 3	@ Montreal	3-6	L

** - overtime decision # - played at Blue Cross Arena (Rochester, NY)*

2002-03 REGULAR-SEASON SCORING

NO.	PLAYER	GP	G	A	PTS	+/-	PIM	PP	SH	GW	GT	SHOTS	S%
81	Miroslav Satan	79	26	49	75	-3	20	11	1	3	1	240	10.8
77	Chris Gratton	66	15	29	44	-5	86	4	0	2	0	187	8.0
12	Ales Kotalik*	68	21	14	35	-2	30	4	0	2	2	138	15.2
17	J-P Dumont	76	14	21	35	-14	44	2	0	2	0	135	10.4
41	Stu Barnes	68	11	21	32	-13	20	2	1	2	0	124	8.9
37	Curtis Brown	74	15	16	31	4	40	3	4	4	0	144	10.4
24	Taylor Pyatt	78	14	14	28	-8	38	2	0	0	0	110	12.7
71	Jochen Hecht	49	10	16	26	4	30	2	0	2	0	145	6.9
18	Tim Connolly	80	12	13	25	-28	32	6	0	2	0	159	7.5
45	Dmitri Kalinin	65	8	13	21	-7	57	3	1	0	1	83	9.6
44	Alexei Zhitnik	70	3	18	21	-5	85	0	0	1	0	138	2.2
51	Brian Campbell	65	2	17	19	-8	20	0	0	1	0	90	2.2
22	Adam Mair	79	6	11	17	-4	146	0	1	1	0	83	7.2
3	James Patrick	69	4	12	16	-3	26	2	0	1	0	63	6.3
10	Henrik Tallinder*	46	3	10	13	-3	28	1	0	0	0	37	8.1
48	Daniel Briere	14	7	5	12	-	12	5	0	1	1	39	17.9
25	Vaclav Varada	44	7	4	11	-2	23	1	0	0	0	64	10.9
61	Maxim Afinogenov	35	5	6	11	-12	21	2	0	2	0	77	6.5
4	Rhett Warrener	50	0	9	9	1	63	0	0	0	0	47	0.0
26	Eric Boulton	58	1	5	6	1	178	0	0	0	0	33	3.0
28	Jason Botterill	17	1	4	5	1	14	1	0	0	0	20	5.0
74	Jay McKee	59	0	5	5	-16	49	0	0	0	0	44	0.0
16	Chris Taylor	11	1	3	4	-1	2	0	0	0	0	10	10.0
8	Rory Fitzpatrick	36	1	3	4	-7	16	0	0	0	0	29	3.4
5	Jason Woolley	14	0	3	3	-1	29	0	0	0	0	29	0.0
55	Denis Hamel	25	2	0	2	-4	17	0	0	1	0	41	4.9
19	Norman Milley*	8	0	2	2	-2	6	0	0	0	0	8	0.0
15	Milan Bartovic*	3	1	0	1	0	0	0	0	0	0	5	20.0
43	Martin Biron	54	0	1	1	0	12	0	0	0	0	0	0.0
6	Doug Houda	1	0	0	0	-2	2	0	0	0	0	1	0.0
60	Paul Gaustad*	1	0	0	0	0	0	0	0	0	0	0	0.0
23	Sean McMorrow*	1	0	0	0	0	0	0	0	0	0	0	0.0
33	Doug Janik*	6	0	0	0	1	2	0	0	0	0	1	0.0
29	Jaroslav Kristek*	6	0	0	0	-2	4	0	0	0	0	4	0.0
21	Radoslav Hecl	14	0	0	0	0	2	0	0	0	0	3	0.0
30	Ryan Miller*	15	0	0	0	0	0	0	0	0	0	0	0.0
35	Mika Noronen*	16	0	0	0	0	0	0	0	0	0	0	0.0
32	Rob Ray	41	0	0	0	-5	92	0	0	0	0	14	0.0

NO.	GOALTENDER	GP	MIN	GAA	W	L	T	EN	SO	GA	SA	SV%
35	Mika Noronen*	16	891	2.42	4	9	3	2	1	36	411	.912
43	Martin Biron	54	3170	2.56	17	28	6	5	4	135	1468	.908
30	Ryan Miller*	15	912	2.63	6	8	1	1	1	40	410	.902
	TEAM TOTALS	82	5002	2.63	27	45	10	8	6	219	2297	.905

*Rookie

2003-04 REGULAR-SEASON SCORING

NO.	PLAYER	GP	G	A	PTS	+/-	PIM	PP	SH	GW	GT	SHOTS	S%
48	Daniel Briere	82	28	37	65	-7	70	11	0	3	0	194	14.4
81	Miroslav Satan	82	29	28	57	-15	30	11	1	5	0	206	14.1
17	J-P Dumont	77	22	31	53	-9	40	10	0	1	0	156	14.1
23	Chris Drury	76	18	35	53	8	68	5	1	2	0	152	11.8
55	Jochen Hecht	64	15	37	52	17	49	2	1	0	0	174	8.6
45	Dmitri Kalinin	77	10	24	34	0	42	2	1	4	0	118	8.5
61	Maxim Afinogenov	73	17	14	31	-4	57	3	0	4	1	148	11.5
44	Alexei Zhitnik	68	4	24	28	-13	102	2	0	0	1	134	3.0
12	Ales Kotalik	62	15	11	26	-1	41	2	0	3	0	142	10.6
37	Curtis Brown	68	9	12	21	2	30	2	1	2	0	117	7.7
24	Taylor Pyatt	63	8	12	20	-7	25	1	2	4	0	98	8.2
22	Adam Mair	81	6	14	20	-3	146	1	0	1	0	82	7.3
9	Derek Roy*	49	9	10	19	-8	12	1	0	4	0	71	12.7
16	Chris Taylor	54	6	6	12	-2	22	0	0	0	0	50	12.0
3	James Patrick	55	4	7	11	11	12	0	0	1	0	44	9.1
8	Rory Fitzpatrick	60	4	7	11	-5	44	2	0	2	0	78	5.1
51	Brian Campbell	53	3	8	11	-8	12	0	0	0	0	45	6.7
10	Henrik Tallinder	72	1	9	10	5	26	0	0	0	0	63	1.6
25	Mike Grier	14	1	8	9	10	4	0	0	0	0	18	5.6
15	Milan Bartovic*	23	1	8	9	1	18	0	0	0	0	30	3.3
5	Andy Delmore	37	2	5	7	-5	29	2	0	0	0	40	5.0
74	Jay McKee	43	2	3	5	6	41	0	0	1	0	29	6.9
28	Jason Botterill	19	2	1	3	0	14	1	0	0	0	20	10.0
26	Eric Boulton	44	1	2	3	-2	110	0	0	0	0	20	5.0
34	Jeff Jillson	14	0	3	3	-3	19	0	0	0	0	35	0.0
76	Andrew Peters*	42	2	0	2	-3	151	0	0	0	0	19	10.5
4	Brad Brown	13	0	2	2	3	12	0	0	0	0	6	0.0
43	Martin Biron	52	0	2	2	0	10	0	0	0	0	0	0.0
35	Mika Noronen	35	1	0	1	0	0	0	0	0	0	1	100.0
29	Jason Pominville*	1	0	0	0	0	0	0	0	0	0	3	0.0
19	Norman Milley*	2	0	0	0	0	2	0	0	0	0	2	0.0
30	Ryan Miller*	3	0	0	0	0	0	0	0	0	0	0	0.0
33	Doug Janik*	4	0	0	0	0	19	0	0	0	0	3	0.0
38	Domenic Pittis	4	0	0	0	-1	4	0	0	0	0	3	0.0

NO.	GOALTENDER	GP	MIN	GAA	W	L	T	EN	SO	GA	SA	SV%
43	Martin Biron	52	2972	2.52	26	18	5	3	2	125	1442	.913
35	Mika Noronen	35	1796	2.57	11	17	2	1	2	77	821	.906
30	Ryan Miller*	3	178	5.06	0	3	0	0	0	15	73	.795
	TEAM TOTALS	82	4971	2.67	37	38	7	4	4	221	2340	.906

*Rookie

2005-06 52-24-6, 2ND PLACE — NORTHEAST DIVISION

Oct. 5	NY Islanders	6-4	W	Jan. 7	New Jersey	2-3	L
Oct. 7	Boston	4-1	W	Jan. 12	Phoenix	1-2	O**
Oct. 8	@ Ottawa	0-5	L	Jan. 14	Los Angeles	10-1	W
Oct. 10	Pittsburgh	3-2	W*	Jan. 16	@ Edmonton	3-1	W
Oct. 13	@ Tampa Bay	4-3	W**	Jan. 19	@ Vancouver	1-4	L
Oct. 15	@ Florida	2-3	L	Jan. 21	@ Calgary	1-4	L
Oct. 20	@ Boston	4-3	W	Jan. 24	@ NY Rangers	2-1	W
Oct. 22	NY Rangers	3-1	W	Jan. 26	@ Toronto	8-4	W
Oct. 26	Washington#	2-3	L	Jan. 31	@ Atlanta	5-2	W
Oct. 28	@ New Jersey	2-3	L	Feb. 2	Philadelphia	4-2	W
Oct. 29	@ NY Islanders	6-4	W	Feb. 4	Ottawa	2-1	W**
Nov. 2	Ottawa	4-10	L	Feb. 7	@ Montreal	3-2	W*
Nov. 4	Montreal	2-3	L	Feb. 9	Montreal	2-3	O*
Nov. 5	@ Montreal	2-3	L	Feb. 11	Florida	5-3	W
Nov. 9	Carolina	3-5	L	Feb. 12	@ Carolina	3-4	O**
Nov. 11	Toronto	5-2	W	Mar. 1	Atlanta	2-4	L
Nov. 12	@ Ottawa	1-6	L	Mar. 3	Toronto	6-2	W
Nov. 15	New Jersey	4-1	W	Mar. 4	@ Boston	3-2	W
Nov. 17	Washington	8-5	W	Mar. 7	Boston	3-2	W
Nov. 19	@ Boston	3-2	W	Mar. 9	Tampa Bay	8-5	W
Nov. 22	NY Rangers	2-3	O**	Mar. 11	@ Philadelphia	6-5	W
Nov. 23	@ NY Islanders	4-3	W**	Mar. 12	Boston	6-2	W
Nov. 25	Montreal	3-1	W	Mar. 14	@ Washington	6-4	W
Nov. 27	@ Washington	3-2	W	Mar. 16	Toronto	3-1	W
Nov. 29	@ Pittsburgh	3-2	W	Mar. 18	@ Ottawa	2-4	L
Dec. 1	@ Montreal	3-2	W*	Mar. 20	@ Atlanta	0-5	L
Dec. 2	San Jose	0-5	L	Mar. 22	Carolina	3-4	L
Dec. 4	@ Colorado	6-4	W	Mar. 24	Ottawa	1-3	L
Dec. 8	Anaheim	3-2	W*	Mar. 25	@ Boston	4-5	L
Dec. 11	@ Minnesota	3-2	W	Mar. 27	@ NY Rangers	4-5	O**
Dec. 14	Dallas	4-3	W	Mar. 29	Boston	4-3	W
Dec. 16	@ Pittsburgh	4-3	W*	Mar. 30	@ New Jersey	1-3	L
Dec. 17	Pittsburgh	4-3	W	Apr. 1	@ Toronto	0-7	L
Dec. 19	@ Philadelphia	2-1	W**	Apr. 3	@ Toronto	3-2	W**
Dec. 22	@ Florida	1-4	L	Apr. 5	Ottawa	5-4	W*
Dec. 23	@ Tampa Bay	4-1	W	Apr. 7	Philadelphia	2-4	L
Dec. 26	NY Islanders	6-3	W	Apr. 8	@ Ottawa	6-2	W
Dec. 29	@ Toronto	3-4	O**	Apr. 12	Montreal	3-1	W
Dec. 30	Atlanta	4-1	W	Apr. 15	@ Montreal	4-2	W
Jan. 1	Florida	1-2	L	Apr. 16	Toronto	6-0	W
Jan. 5	Tampa Bay	3-1	W	Apr. 18	@ Carolina	4-0	W

** - overtime decision ** - shootout decision # - played at Blue Cross Arena (Rochester, NY)*

2006-07 53-22-7, 1ST PLACE — NORTHEAST DIVISION

Oct. 4	@ Carolina	3-2	W**	Jan. 6	@ Toronto	4-3	W
Oct. 6	Montreal	5-4	W**	Jan. 10	@ Chicago	2-1	W
Oct. 7	@ Ottawa	4-3	W	Jan. 11	Toronto	2-4	L
Oct. 13	@ Detroit	3-2	W**	Jan. 13	Tampa Bay	2-3	L
Oct. 14	NY Rangers	7-4	W	Jan. 15	@ Boston	2-3	O**
Oct. 17	Philadelphia	9-1	W	Jan. 17	Boston	6-3	W
Oct. 20	Carolina	5-4	W	Jan. 19	Vancouver	4-3	W**
Oct. 21	@ Boston	6-2	W	Jan. 20	@ Montreal	3-4	L
Oct. 23	@ Montreal	4-1	W	Jan. 26	@ Columbus	2-3	L
Oct. 26	@ NY Islanders	3-0	W	Jan. 27	@ NY Islanders	3-5	L
Oct. 28	Atlanta	4-5	O**	Jan. 30	Boston	7-1	W
Nov. 2	@ Boston	5-4	W**	Feb. 1	@ Boston	3-1	W
Nov. 4	Toronto	1-4	L	Feb. 3	@ New Jersey	2-3	L
Nov. 5	@ NY Rangers	4-3	W*	Feb. 6	@ Atlanta	4-3	W**
Nov. 10	Florida	5-4	W*	Feb. 7	Ottawa	3-2	W
Nov. 11	@ Philadelphia	5-4	W*	Feb. 10	Calgary	3-2	W**
Nov. 13	@ Carolina	7-4	W	Feb. 15	Edmonton	2-1	W*
Nov. 15	Ottawa	2-4	L	Feb. 17	Boston	3-4	O**
Nov. 17	Pittsburgh	4-2	W	Feb. 20	Philadelphia	6-3	W
Nov. 18	@ Ottawa	1-4	L	Feb. 22	Ottawa	6-5	W**
Nov. 20	Tampa Bay	7-2	W	Feb. 24	@ Ottawa	5-6	L
Nov. 22	Toronto	7-4	W	Feb. 27	@ Toronto	6-1	W
Nov. 24	Montreal	1-2	O*	Mar. 2	Montreal	8-5	W
Nov. 26	@ NY Rangers	3-2	W*	Mar. 3	@ Toronto	3-1	W
Dec. 1	NY Rangers	4-3	W**	Mar. 7	Colorado	2-3	L
Dec. 2	@ Washington	4-7	L	Mar. 9	Minnesota	1-5	L
Dec. 5	@ Tampa Bay	4-1	W	Mar. 10	New Jersey	2-3	L
Dec. 7	@ Florida	1-3	L	Mar. 13	@ Pittsburgh	4-5	O**
Dec. 9	@ Montreal	3-2	W**	Mar. 15	@ Florida	5-3	W
Dec. 12	@ New Jersey	3-2	W	Mar. 16	@ Tampa Bay	3-2	W
Dec. 14	Florida	2-1	W	Mar. 18	@ Atlanta	3-4	O*
Dec. 16	Ottawa	1-3	L	Mar. 21	Washington	5-2	W
Dec. 19	Montreal	2-5	L	Mar. 23	Toronto	5-4	W
Dec. 21	@ Nashville	7-2	W	Mar. 24	@ Toronto	1-4	L
Dec. 23	@ St. Louis	2-3	O*	Mar. 28	New Jersey	4-3	W
Dec. 26	Washington	6-3	W	Mar. 30	NY Islanders	6-4	W
Dec. 28	Carolina	4-1	W	Mar. 31	@ Montreal	3-4	L
Dec. 30	Atlanta	4-1	W	Apr. 3	@ Pittsburgh	4-1	W
Jan. 1	NY Islanders	3-1	W	Apr. 5	Boston	4-2	W
Jan. 3	@ Ottawa	3-6	L	Apr. 7	@ Washington	2-0	W
Jan. 5	Pittsburgh	2-4	L	Apr. 8	@ Philadelphia	3-4	L

** - overtime decision ** - shootout decision*

2005-06 REGULAR-SEASON SCORING

NO.	PLAYER	GP	G	A	PTS	+/-	PIM	PP	SH	GW	GT	SHOTS	S%
61	Maxim Afinogenov	77	22	51	73	6	84	11	0	3	2	241	9.1
23	Chris Drury	81	30	37	67	-12	32	16	2	5	1	172	17.4
12	Ales Kotalik	82	25	37	62	-3	62	10	0	5	0	261	14.1
48	Daniel Briere	48	25	33	58	3	48	11	0	4	1	147	17.0
19	Tim Connolly	63	16	39	55	5	28	7	0	3	0	99	16.2
26	Thomas Vanek*	81	25	23	48	-11	72	11	0	4	0	204	12.2
9	Derek Roy	70	18	28	46	1	57	5	1	1	0	151	11.9
51	Brian Campbell	79	12	32	44	-14	16	5	0	5	1	105	11.4
55	Jochen Hecht	64	18	24	42	10	34	4	2	4	1	179	10.1
17	J-P Dumont	54	20	20	40	-2	38	9	0	3	0	116	17.2
27	Teppo Numminen	75	2	38	40	6	36	0	0	0	0	60	5.0
29	Jason Pominville*	57	18	12	30	-4	22	10	2	2	0	124	14.5
28	Paul Gaustad*	78	9	15	24	4	65	0	0	0	0	113	7.9
25	Mike Grier	81	7	16	23	-7	28	0	0	4	0	109	6.4
10	Henrik Tallinder	82	6	15	21	10	74	0	1	1	0	79	7.6
45	Dmitri Kalinin	55	2	16	18	14	54	0	0	0	0	47	4.3
5	Toni Lydman	75	1	16	17	9	82	0	0	0	0	68	1.5
74	Jay McKee	75	5	11	16	0	57	0	1	0	0	50	10.0
24	Taylor Pyatt	41	6	6	12	-1	33	0	0	1	0	62	9.6
8	Rory Fitzpatrick	56	4	5	9	-18	50	2	0	1	0	44	9.1
22	Adam Mair	40	2	5	7	-2	47	0	0	0	0	40	5.0
13	Jiri Novotny*	14	2	1	3	-5	0	0	1	0	0	15	13.3
20	Daniel Paille*	14	1	2	3	5	2	0	0	0	0	15	6.7
30	Ryan Miller*	48	0	2	2	0	0	0	0	0	0	0	0.0
38	Nathan Paetsch*	1	0	1	1	-1	0	0	0	0	0	0	0.0
47	Chris Thorburn*	2	0	1	1	-1	7	0	0	0	0	1	0.0
45	Martin Biron	35	0	1	1	0	10	0	0	0	0	0	0.0
34	Jeff Jillson	2	0	0	0	0	4	0	0	0	0	1	0.0
35	Mika Noronen	4	0	0	0	0	2	0	0	0	0	0	0.0
76	Andrew Peters	28	0	0	0	-2	100	0	0	0	0	6	0.0

NO.	GOALTENDER	GP	MIN	GAA	W	L	T	EN	SO	GA	SA	SV%
30	Ryan Miller*	48	2862	2.60	30	14	3	3	1	124	1440	.914
43	Martin Biron	35	1934	2.89	21	8	3	2	1	93	980	.905
35	Mika Noronen	4	169	4.26	1	2	0	0	0	12	77	.844
	TEAM TOTALS	82	4965	2.82	52	24	6	5	2	234	2502	.906

*Rookie

2006-07 REGULAR-SEASON SCORING

NO.	PLAYER	GP	G	A	PTS	+/-	PIM	PP	SH	GW	GT	SHOTS	S%
48	Daniel Briere	81	32	63	95	17	89	9	0	6	3	234	13.7
26	Thomas Vanek	82	43	41	84	47	40	15	0	5	1	237	18.1
23	Chris Drury	77	37	32	69	1	30	17	3	9	1	199	18.6
29	Jason Pominville	82	34	34	68	25	30	2	2	5	0	212	16.0
9	Derek Roy	75	21	42	63	37	60	6	1	3	0	130	16.2
61	Maxim Afinogenov	56	23	38	61	19	66	7	0	3	0	151	15.2
55	Jochen Hecht	76	19	37	56	19	39	3	0	1	0	197	9.6
51	Brian Campbell	82	6	42	48	28	35	1	0	1	0	92	6.5
12	Ales Kotalik	66	16	22	38	-5	46	3	0	1	0	162	9.9
45	Dmitri Kalinin	82	7	22	29	19	36	0	1	0	0	86	8.1
27	Teppo Numminen	79	2	27	29	17	32	0	0	0	0	69	2.9
21	Drew Stafford*	41	13	14	27	5	33	3	0	3	0	67	19.4
38	Nathan Paetsch*	63	2	22	24	10	50	0	0	0	0	62	3.2
28	Paul Gaustad	54	9	13	22	11	74	3	0	0	0	75	12.0
6	Jaroslav Spacek	65	5	16	21	20	62	1	0	2	0	78	6.4
5	Toni Lydman	67	2	17	19	10	55	0	0	1	0	44	4.5
10	Henrik Tallinder	47	4	10	14	19	34	0	0	0	0	34	11.8
13	Jiri Novotny	50	6	7	13	-2	26	0	0	0	0	60	10.0
20	Daniel Paille*	29	3	8	11	5	18	0	0	0	0	45	6.7
22	Adam Mair	82	2	9	11	-1	128	0	0	0	0	73	2.7
15	Dainius Zubrus	19	4	4	8	-3	12	1	0	0	0	31	12.9
41	Clarke MacArthur*	19	3	4	7	4	4	0	0	0	0	16	18.8
37	Michael Ryan*	19	3	2	5	-8	2	0	1	0	0	34	8.8
76	Andrew Peters	58	1	1	2	-1	125	0	0	0	0	19	5.3
3	Michael Funk*	5	0	2	2	2	0	0	0	0	0	1	0.0
36	Patrick Kaleta*	7	0	2	2	3	21	0	0	0	0	6	0.0
30	Ryan Miller	63	0	2	2	0	2	0	0	0	0	0	0.0
19	Tim Connolly	2	1	0	1	1	2	0	0	0	0	2	50.0
25	Mark Mancari*	3	0	1	1	-1	2	0	0	0	0	1	0.0
44	Andrej Sekera*	2	0	0	0	1	2	0	0	0	0	0	0.0
33	Mike Card*	4	0	0	0	0	0	0	0	0	0	0	0.0
35	Ty Conklin	5	0	0	0	0	2	0	0	0	0	0	0.0
43	Martin Biron	19	0	0	0	0	25	0	0	0	0	0	0.0

NO.	GOALTENDER	GP	MIN	GAA	W	L	T	EN	SO	GA	SA	SV%
30	Ryan Miller	63	3692	2.73	40	16	6	1	2	168	1886	.911
43	Martin Biron	19	1066	3.04	12	4	1	2	0	54	533	.899
35	Ty Conklin	5	227	3.34	1	2	0	0	0	13	120	.892
	TEAM TOTALS	82	4985	2.83	53	22	7	3	2	235	2539	.907

*Rookie

2007-08 39-31-12, 4TH PLACE — NORTHEAST DIVISION

Oct. 5	NY Islanders	4-6	L
Oct. 6	@ NY Islanders	2-3	L
Oct. 11	Atlanta	6-0	W
Oct. 13	Washington	7-3	W
Oct. 15	Toronto	5-4	W*
Oct. 19	Columbus	0-3	L
Oct. 20	@ Montreal	2-4	L
Oct. 24	@ Carolina	2-6	L
Oct. 26	@ Florida	4-2	W
Oct. 27	@ Tampa Bay	4-3	W*
Nov. 1	@ Boston	3-4	L*
Nov. 2	Florida	2-4	L
Nov. 5	@ Montreal	0-2	L
Nov. 7	Boston	2-1	W*
Nov. 9	Toronto	0-3	L
Nov. 10	@ Boston	1-2	L
Nov. 15	@ Ottawa	2-3	L
Nov. 16	Montreal	4-1	W
Nov. 21	Ottawa	4-2	W
Nov. 23	Montreal	4-2	W
Nov. 24	@ Montreal	3-0	W
Nov. 26	@ Washington	3-1	W
Nov. 28	St. Louis	3-4	L
Dec. 1	Carolina	8-1	W
Dec. 5	@ Anaheim	1-4	L
Dec. 6	@ Los Angeles	2-8	L
Dec. 8	@ San Jose	7-1	W
Dec. 10	Boston	1-4	L
Dec. 12	NY Islanders	5-3	W
Dec. 14	@ Washington	5-3	W
Dec. 15	Chicago	3-1	W
Dec. 19	@ NY Islanders	2-1	W
Dec. 21	Philadelphia	3-2	W
Dec. 22	@ Philadelphia	6-5	W**
Dec. 26	Ottawa	3-5	L
Dec. 28	@ New Jersey	1-2	O**
Dec. 29	@ Pittsburgh	0-2	L
Jan. 1	Pittsburgh	1-2	O**
Jan. 4	Ottawa	3-5	L
Jan. 6	@ Atlanta	2-5	L
Jan. 8	@ New Jersey	1-2	O**
Jan. 10	@ Ottawa	2-3	O**
Jan. 12	New Jersey	2-3	O**
Jan. 16	@ NY Rangers	1-2	L
Jan. 18	Atlanta	10-1	W
Jan. 19	@ Toronto	2-4	L
Jan. 21	@ Phoenix	2-6	L
Jan. 24	@ Dallas	2-1	W
Jan. 29	@ Tampa Bay	4-2	W
Jan. 30	@ Florida	1-0	W
Feb. 1	@ Atlanta	4-5	O**
Feb. 5	@ Boston	4-2	W
Feb. 6	New Jersey	3-2	W**
Feb. 8	Boston	2-3	O**
Feb. 10	Florida	5-3	W
Feb. 12	@ Ottawa	5-1	W
Feb. 13	Toronto	1-0	W
Feb. 16	@ NY Rangers	1-5	L
Feb. 17	Pittsburgh	1-4	L
Feb. 20	Tampa Bay	4-3	W*
Feb. 21	@ Toronto	5-1	W
Feb. 23	NY Rangers	3-4	L
Feb. 25	Philadelphia	3-4	O**
Feb. 27	Nashville	8-4	W
Feb. 29	Montreal	2-6	L
Mar. 2	Detroit	2-4	L
Mar. 4	@ Philadelphia	5-2	W
Mar. 5	Washington	1-3	L
Mar. 8	@ Carolina	3-4	O*
Mar. 10	NY Rangers	2-3	O**
Mar. 12	@ Pittsburgh	3-7	L
Mar. 14	Carolina	7-1	W
Mar. 15	@ Toronto	6-2	W
Mar. 19	Tampa Bay	7-4	W
Mar. 21	Toronto	1-4	L
Mar. 25	Ottawa	3-6	L
Mar. 27	@ Ottawa	4-3	W**
Mar. 28	Montreal	3-4	O*
Mar. 30	Boston	2-1	W*
Apr. 1	@ Toronto	4-3	W**
Apr. 3	@ Montreal	1-3	L
Apr. 5	@ Boston	3-0	W

** - overtime decision ** - shootout decision*

2008-09 41-32-9, 4TH PLACE — NORTHEAST DIVISION

Oct. 10	Montreal	2-1	W**
Oct. 13	@ NY Islanders	7-1	W
Oct. 15	@ NY Rangers	3-1	W
Oct. 17	Vancouver	5-2	W
Oct. 18	@ Atlanta	2-3	O**
Oct. 21	Boston	3-2	W**
Oct. 23	@ Minnesota	4-3	W*
Oct. 25	@ Colorado	1-2	O**
Oct. 27	Ottawa	2-5	L
Oct. 30	Tampa Bay	2-5	L
Nov. 1	Washington	5-0	W
Nov. 3	@ New Jersey	2-0	W
Nov. 7	Atlanta	4-5	O*
Nov. 8	@ Boston	1-3	L
Nov. 12	St. Louis	4-3	W
Nov. 14	Columbus	1-6	L
Nov. 15	@ Pittsburgh	2-5	L
Nov. 19	@ Boston	4-7	L
Nov. 21	Philadelphia	0-3	L
Nov. 22	NY Islanders	2-4	L
Nov. 26	Boston	3-2	W
Nov. 28	Pittsburgh	4-3	W
Nov. 29	@ Montreal	2-3	L
Dec. 1	Nashville	0-2	L
Dec. 4	@ Florida	1-2	L
Dec. 6	@ Tampa Bay	4-3	W
Dec. 8	@ Pittsburgh	4-3	W
Dec. 10	Tampa Bay	4-2	W
Dec. 12	Toronto	1-2	L
Dec. 13	@ New Jersey	4-2	W
Dec. 17	New Jersey	3-5	L
Dec. 19	Los Angeles	5-0	W
Dec. 20	@ Montreal	3-4	O*
Dec. 22	Pittsburgh	3-4	O*
Dec. 26	@ Washington	2-3	L
Dec. 27	NY Islanders	4-3	W**
Dec. 30	Washington	2-4	L
Jan. 1	@ Toronto	4-1	W
Jan. 3	@ Boston	4-2	W
Jan. 6	Ottawa	4-2	W
Jan. 9	NY Rangers	2-1	W**
Jan. 10	@ Detroit	1-3	L
Jan. 14	@ Chicago	1-4	L
Jan. 15	@ Dallas	5-4	W**
Jan. 17	Carolina	3-1	W
Jan. 19	@ Florida	3-2	W**
Jan. 21	@ Tampa Bay	3-5	L
Jan. 27	@ Edmonton	10-2	W
Jan. 28	@ Calgary	2-5	L
Jan. 31	@ Phoenix	2-0	W
Feb. 2	@ Anaheim	2-3	L
Feb. 4	Toronto	5-0	W
Feb. 6	Montreal	3-2	W
Feb. 7	@ Ottawa	2-3	O**
Feb. 11	Ottawa	1-3	L
Feb. 13	San Jose	6-5	W**
Feb. 15	Carolina	0-3	L
Feb. 17	@ Toronto	4-1	W
Feb. 19	@ Philadelphia	3-6	L
Feb. 21	NY Rangers	4-2	W
Feb. 24	Anaheim	2-3	L
Feb. 26	@ Carolina	1-2	O**
Feb. 28	@ NY Islanders	0-2	L
Mar. 4	Montreal	5-1	W
Mar. 6	Phoenix	5-1	W
Mar. 7	@ Ottawa	3-6	L
Mar. 10	@ Philadelphia	2-5	L
Mar. 12	Florida	3-1	W
Mar. 14	Atlanta	3-4	O**
Mar. 17	@ Ottawa	2-4	L
Mar. 20	Philadelphia	4-6	L
Mar. 21	@ NY Rangers	3-5	L
Mar. 25	Florida	5-3	W
Mar. 27	Toronto	5-3	W
Mar. 28	@ Montreal	4-3	W**
Apr. 1	@ Atlanta	2-3	O*
Apr. 3	@ Washington	5-4	W*
Apr. 4	New Jersey	2-3	L
Apr. 6	Detroit	1-4	L
Apr. 8	@ Toronto	3-1	W
Apr. 9	@ Carolina	5-1	W
Apr. 11	Boston	6-1	W

** - overtime decision ** - shootout decision*

2007-08 REGULAR-SEASON SCORING

NO.	PLAYER	GP	G	A	PTS	+/-	PIM	PP	SH	GW	GT	SHOTS	S%
9	Derek Roy	78	32	49	81	13	46	6	3	4	0	218	14.7
29	Jason Pominville	82	27	53	80	16	20	2	1	1	0	232	11.6
26	Thomas Vanek	82	36	28	64	-5	64	19	0	9	2	240	15.0
55	Jochen Hecht	75	22	27	49	1	38	3	1	3	0	111	6.3
12	Ales Kotalik	79	23	20	43	-5	58	12	0	1	0	207	11.1
51	Brain Campbell	63	5	38	43	-1	12	3	0	0	0	102	4.9
19	Tim Connolly	48	7	33	40	4	8	3	1	3	0	111	6.3
21	Drew Stafford	64	16	22	38	3	51	1	0	5	0	103	15.5
28	Paul Gaustad	82	10	26	36	-4	85	5	0	2	1	136	7.4
20	Daniel Paille	77	19	16	35	9	14	0	3	2	0	110	17.3
6	Jaroslav Spacek	60	9	23	32	9	14	0	3	2	0	95	9.5
61	Maxim Afinogenov	56	10	18	28	-16	42	1	0	1	0	114	8.8
5	Toni Lydman	82	4	22	26	1	74	3	0	0	0	86	4.7
10	Henrik Tallinder	71	1	17	18	5	48	0	0	0	0	70	1.4
22	Adam Mair	72	5	12	17	-2	66	0	0	2	0	62	8.1
41	Clarke MacArthur*	37	8	7	15	3	20	0	0	1	1	51	15.7
56	Steve Bernier	17	3	6	9	1	2	0	0	0	0	35	8.6
38	Nathan Paetsch	59	2	7	9	3	27	0	0	0	0	49	4.1
37	Michael Ryan	46	4	4	8	-4	30	0	0	0	0	60	6.7
44	Andrej Sekera*	37	2	6	8	5	16	0	0	1	0	28	7.1
45	Dmitri Kalinin	46	1	7	8	-7	32	1	0	0	0	60	1.7
4	Nolan Pratt	55	1	6	7	1	30	0	0	0	0	21	4.8
36	Patrick Kaleta	40	3	2	5	1	41	0	0	0	0	26	11.5
34	Mike Weber*	16	0	3	3	12	14	0	0	0	0	12	0.0
76	Andrew Peters	44	1	1	2	-4	100	0	0	0	0	18	5.6
30	Ryan Miller	76	0	1	1	0	6	0	0	0	0	0	0.0
27	Teppo Numminen	1	0	0	0	0	0	0	0	0	0	1	0.0
17	Marc-Andre Gragnani*	2	0	0	0	-2	4	0	0	0	0	1	0.0
3	Michael Funk*	4	0	0	0	-3	0	0	0	0	0	1	0.0
35	Jocelyn Thibault	12	0	0	0	0	0	0	0	0	0	0	0.0

NO.	GOALTENDER	GP	MIN	GAA	W	L	T	EN	SO	GA	SA	SV%
30	Ryan Miller	76	4474	2.64	36	27	10	8	3	197	2104	.906
35	Jocelyn Thibault	12	507	3.31	3	4	2	0	2	28	214	.869
	TEAM TOTALS	82	4981	2.71	39	31	12	8	5	225	2318	.903

*Rookie

2008-09 REGULAR-SEASON SCORING

NO.	PLAYER	GP	G	A	PTS	+/-	PIM	PP	SH	GW	GT	SHOTS	S%
9	Derek Roy	82	28	42	70	-5	38	9	1	9	1	221	12.7
29	Jason Pominville	82	20	46	66	-4	18	6	1	2	1	239	8.4
26	Thomas Vanek	73	40	24	64	-1	44	20	2	5	0	211	19.0
19	Tim Connolly	48	18	29	47	12	22	5	1	5	0	126	14.3
21	Drew Stafford	79	20	25	45	3	29	9	0	0	0	183	10.9
6	Jaroslav Spacek	80	8	37	45	2	38	4	0	0	0	130	6.2
12	Ales Kotalik	56	13	19	32	-7	28	8	0	1	0	153	8.5
41	Clarke MacArthur	71	17	14	31	-4	56	5	0	0	0	108	15.7
28	Paul Gaustad	62	12	17	29	4	108	3	1	1	0	122	9.8
55	Jochen Hecht	70	12	15	27	-9	33	3	1	1	0	173	6.9
20	Daniel Paille	73	12	15	27	0	20	0	0	2	0	80	15.0
52	Craig Rivet	64	2	22	24	4	125	1	0	0	0	80	2.5
5	Toni Lydman	80	3	20	23	0	70	0	0	0	0	99	3.0
61	Maxim Afinogenov	48	6	14	20	-7	20	0	0	0	0	93	6.5
22	Adam Mair	75	8	11	19	4	95	0	0	1	0	75	10.7
44	Andrej Sekera	69	3	16	19	-11	22	1	0	1	0	84	3.6
27	Teppo Numminen	57	2	15	17	-4	22	1	0	1	0	34	5.9
37	Matt Ellis	45	7	5	12	4	12	0	0	2	0	73	9.6
10	Henrik Tallinder	66	1	11	12	-2	36	0	0	1	0	35	2.9
36	Patrick Kaleta	51	4	5	9	1	89	0	0	0	0	35	11.4
38	Nathan Paetsch	23	2	4	6	3	25	0	0	0	0	21	9.5
34	Chris Butler*	47	2	4	6	11	18	0	0	1	0	36	5.6
17	Dominic Moore	18	1	3	4	-1	23	0	0	0	0	33	3.0
25	Mark Mancari*	7	1	1	2	-4	4	0	0	0	0	21	4.8
42	Nathan Gerbe*	10	0	1	1	3	4	0	0	0	0	24	0.0
76	Andrew Peters	28	0	1	1	-2	81	0	0	0	0	10	0.0
58	Tim Kennedy*	1	0	0	0	0	0	0	0	0	0	1	0.0
17	Marc-Andre Gragnani*	4	0	0	0	2	2	0	0	0	0	3	0.0
32	Mikael Tellqvist	6	0	0	0	0	0	0	0	0	0	0	0.0
4	Mike Weber*	7	0	0	0	-3	19	0	0	0	0	2	0.0
40	Patrick Lalime	24	0	0	0	0	0	0	0	0	0	0	0.0
30	Ryan Miller	59	0	0	0	0	4	0	0	0	0	0	0.0

NO.	GOALTENDER	GP	MIN	GAA	W	L	T	EN	SO	GA	SA	SV%
30	Ryan Miller	59	3443	2.53	34	18	6	6	5	145	1628	.918
40	Patrick Lalime	24	1296	3.10	5	13	3	1	0	67	669	.900
32	Mikael Tellqvist	6	229	2.35	2	1	0	1	0	9	125	.928
	TEAM TOTALS	82	4968	2.67	41	32	9	8	5	221	2422	.908

*Rookie

2009-10 45-27-10, 1st PLACE — NORTHEAST DIVISION

Oct. 3	Montreal	1-2	O*
Oct. 8	Phoenix	2-1	W
Oct. 10	@ Nashville	1-0	W
Oct. 13	Detroit	6-2	W
Oct. 16	NY Islanders	6-3	W
Oct. 17	Atlanta	2-4	L
Oct. 21	@ Florida	5-2	W
Oct. 24	@ Tampa Bay	3-2	W**
Oct. 28	@ New Jersey	4-1	W
Oct. 30	Toronto	3-2	W*
Oct. 31	@ NY Islanders	0-5	L
Nov. 4	NY Islanders	3-0	W
Nov. 6	Philadelphia	2-5	L
Nov. 7	@ Boston	2-4	L
Nov. 11	Edmonton	3-1	W
Nov. 13	Calgary	2-1	W**
Nov. 14	@ Philadelphia	3-2	W
Nov. 18	Florida	2-6	L
Nov. 20	Boston	1-2	O*
Nov. 21	@ Ottawa	3-5	L
Nov. 25	@ Washington	0-2	L
Nov. 27	@ Philadelphia	4-2	W
Nov. 28	Carolina	5-1	W
Nov. 30	@ Toronto	3-0	W
Dec. 3	Montreal	6-2	W
Dec. 5	NY Rangers	1-2	L
Dec. 7	New Jersey	0-3	L
Dec. 9	Washington	3-0	W
Dec. 11	Chicago	2-1	W
Dec. 12	@ NY Rangers	3-2	W
Dec. 14	@ Montreal	4-3	W
Dec. 16	@ Ottawa	0-2	L
Dec. 18	Toronto	5-2	W
Dec. 19	Pittsburgh	1-2	O**
Dec. 21	@ Toronto	3-2	W*
Dec. 23	@ Washington	2-5	L
Dec. 26	Ottawa	2-3	O**
Dec. 27	@ St. Louis	5-3	W
Dec. 29	Pittsburgh	4-3	W
Jan. 1	Atlanta	4-3	W*
Jan. 3	@ Montreal	1-0	W
Jan. 6	Tampa Bay	5-3	W
Jan. 8	Toronto	3-2	W
Jan. 9	Colorado	3-4	O**
Jan. 14	@ Atlanta	2-1	W*
Jan. 16	@ NY Islanders	2-3	O**
Jan. 18	@ Phoenix	7-2	W
Jan. 19	@ Anaheim	4-5	L
Jan. 21	@ Los Angeles	3-4	O**
Jan. 23	@ San Jose	2-5	L
Jan. 25	@ Vancouver	2-3	L
Jan. 27	New Jersey	2-1	W**
Jan. 29	Boston	2-1	W
Feb. 1	@ Pittsburgh	4-5	L
Feb. 3	Ottawa	2-4	L
Feb. 5	Carolina	3-4	L
Feb. 6	@ Columbus	0-4	L
Feb. 9	Boston	2-3	O**
Feb. 11	@ Carolina	3-4	O*
Feb. 13	San Jose	3-1	W
Mar. 2	@ Pittsburgh	2-3	L
Mar. 3	Washington	1-3	L
Mar. 5	Philadelphia	3-2	W*
Mar. 7	@ NY Rangers	2-1	W*
Mar. 10	Dallas	5-3	W
Mar. 12	Minnesota	2-3	L
Mar. 13	@ Detroit	2-3	O*
Mar. 16	@ Atlanta	3-4	L
Mar. 18	@ Tampa Bay	6-2	W
Mar. 20	@ Florida	3-1	W
Mar. 21	@ Carolina	5-3	W
Mar. 24	Montreal	3-2	W**
Mar. 26	Ottawa	2-4	L
Mar. 27	Tampa Bay	7-1	W
Mar. 29	@ Boston	3-2	W
Mar. 31	Florida	6-2	W
Apr. 1	@ Toronto	2-4	L
Apr. 3	@ Montreal	0-3	L
Apr. 6	NY Rangers	5-2	W
Apr. 8	@ Boston	1-3	L
Apr. 10	@ Ottawa	5-2	W
Apr. 11	@ New Jersey	1-2	L

** - overtime decision ** - shootout decision*

2010-11 43-29-10, 3rd PLACE — NORTHEAST DIVISION

Oct. 8	@ Ottawa	2-1	W
Oct. 9	NY Rangers	3-6	L
Oct. 11	Chicago	3-4	L
Oct. 13	New Jersey	0-1	O*
Oct. 15	Montreal	1-2	L
Oct. 16	@ Chicago	3-4	L
Oct. 20	@ Atlanta	4-1	W
Oct. 22	Ottawa	2-4	L
Oct. 23	@ New Jersey	6-1	W
Oct. 26	@ Philadelphia	3-6	L
Oct. 29	@ Atlanta	3-4	O*
Oct. 30	@ Dallas	0-4	L
Nov. 3	Boston	2-5	L
Nov. 5	Montreal	2-3	L
Nov. 6	@ Toronto	3-2	W**
Nov. 10	@ New Jersey	5-4	W**
Nov. 11	@ NY Rangers	2-3	O*
Nov. 13	Washington	3-2	W*
Nov. 15	Vancouver	4-3	W*
Nov. 17	@ Washington	2-4	L
Nov. 19	Los Angeles	4-2	W
Nov. 20	Tampa Bay	1-2	L
Nov. 24	Pittsburgh	0-1	L
Nov. 26	Toronto	3-1	W
Nov. 27	@ Montreal	1-3	L
Dec. 3	Columbus	5-0	W
Dec. 4	@ Ottawa	1-0	W**
Dec. 7	@ Boston	2-3	O*
Dec. 9	San Jose	6-3	W
Dec. 11	Pittsburgh	2-5	L
Dec. 15	Boston	3-2	W
Dec. 17	@ Florida	2-6	L
Dec. 18	@ Tampa Bay	1-3	L
Dec. 21	Anaheim	5-2	W
Dec. 23	Florida	3-4	L
Dec. 27	@ Calgary	2-5	L
Dec. 28	@ Edmonton	4-2	W
Jan. 1	Boston	7-6	W**
Jan. 4	@ Colorado	3-4	O*
Jan. 6	@ San Jose	3-0	W
Jan. 8	@ Phoenix	2-1	W*
Jan. 11	Philadelphia	2-5	L
Jan. 13	Carolina	3-2	W
Jan. 15	@ NY Islanders	3-5	L
Jan. 18	Montreal	2-1	W*
Jan. 20	@ Boston	4-2	W
Jan. 21	NY Islanders	2-5	L
Jan. 23	@ NY Islanders	5-3	W
Jan. 25	@ Ottawa	3-2	W*
Feb. 4	@ Pittsburgh	2-3	L
Feb. 5	Toronto	6-2	W
Feb. 8	@ Tampa Bay	7-4	W
Feb. 10	@ Florida	3-2	W*
Feb. 13	NY Islanders	6-7	O*
Feb. 15	@ Montreal	3-2	W**
Feb. 16	Toronto	1-2	L
Feb. 18	St. Louis	0-3	L
Feb. 20	Washington	1-2	L
Feb. 23	Atlanta	4-1	W
Feb. 25	Ottawa	4-2	W
Feb. 26	Detroit	2-3	O**
Mar. 1	@ NY Rangers	3-2	W
Mar. 3	@ Carolina	2-3	O*
Mar. 5	@ Philadelphia	5-3	W
Mar. 6	@ Minnesota	3-2	W*
Mar. 8	@ Pittsburgh	1-3	L
Mar. 10	@ Boston	4-3	W*
Mar. 12	@ Toronto	3-4	L
Mar. 13	Ottawa	6-4	W
Mar. 15	Carolina	0-1	L
Mar. 19	Atlanta	8-2	W
Mar. 20	Nashville	3-4	O*
Mar. 22	@ Montreal	2-0	W
Mar. 25	Florida	4-2	W
Mar. 26	New Jersey	2-0	W
Mar. 29	@ Toronto	3-4	L
Mar. 30	NY Rangers	1-0	W
Apr. 2	@ Washington	4-5	O*
Apr. 3	@ Carolina	2-1	W*
Apr. 5	Tampa Bay	4-2	W
Apr. 8	Philadelphia	4-3	W*
Apr. 9	@ Columbus	5-4	W

** - overtime decision ** - shootout decision*

2009-10 REGULAR-SEASON SCORING

NO.	PLAYER	GP	G	A	PTS	+/-	PIM	PP	SH	GW	GT	SHOTS	S%
9	Derek Roy	80	26	43	69	9	48	10	1	6	3	215	12.1
19	Tim Connolly	73	17	48	65	10	28	7	1	5	2	206	8.3
29	Jason Pominville	82	24	38	62	13	22	8	0	2	0	252	9.5
26	Thomas Vanek	71	28	25	53	9	42	10	0	6	0	182	15.4
57	Tyler Myers*	82	11	37	48	13	32	3	0	1	0	104	10.6
55	Jochen Hecht	79	21	21	42	14	35	3	0	2	0	224	9.4
21	Drew Stafford	71	14	20	34	4	35	5	0	1	0	181	7.7
41	Clarke MacArthur	60	13	13	26	-14	47	3	0	3	0	99	13.1
13	Tim Kennedy*	78	10	16	26	-3	50	1	0	3	0	98	10.2
4	Steve Montador	78	5	18	23	0	75	0	0	2	0	134	3.7
28	Paul Gaustad	65	12	10	22	-7	82	3	0	1	0	111	10.8
25	Mike Grier	73	10	12	22	-4	14	0	0	2	0	123	8.1
34	Chris Butler	59	1	20	21	-15	22	0	0	0	0	61	1.6
5	Toni Lydman	67	4	16	20	10	30	0	0	1	0	77	5.2
10	Henrik Tallinder	82	4	16	20	13	32	0	0	0	0	53	7.5
36	Patrick Kaleta	55	10	5	15	2	89	0	2	4	1	64	15.6
52	Craig Rivet	78	1	14	15	-6	100	0	0	0	0	63	1.6
22	Adam Mair	69	6	8	14	-2	73	0	0	0	0	67	9.0
37	Matt Ellis	72	3	10	13	-1	12	0	0	1	0	112	2.7
44	Andrej Sekera	49	4	7	11	-1	6	0	0	0	0	59	6.8
63	Tyler Ennis*	10	3	6	9	1	6	0	0	0	0	23	13.0
42	Nathan Gerbe*	10	2	3	5	1	4	2	0	1	0	29	6.9
17	Raffi Torres	14	0	5	5	-3	2	0	0	0	0	21	0.0
12	Mark Mancari*	6	1	1	2	3	4	0	0	0	0	19	5.3
38	Nathan Paetsch	11	1	1	2	2	6	0	0	0	0	9	11.1
20	Daniel Paille	2	0	1	1	1	0	0	0	0	0	2	0.0
1	Jhonas Enroth*	1	0	0	0	0	0	0	0	0	0	0	0.0
40	Patrick Lalime	16	0	0	0	0	2	0	0	0	0	0	0.0
30	Ryan Miller	69	0	0	0	0	4	0	0	0	0	0	0.0

NO.	GOALTENDER	GP	MIN	GAA	W	L	T	EN	SO	GA	SA	SV%
30	Ryan Miller	69	4047	2.22	41	18	8	7	5	150	2098	.929
40	Patrick Lalime	16	854	2.81	4	8	2	0	0	40	432	.907
1	Jhonas Enroth*	1	58	4.12	0	1	0	0	0	4	37	.892
	TEAM TOTALS	82	4992	2.42	45	27	10	7	5	201	2574	.922

*Rookie

2010-11 REGULAR-SEASON SCORING

NO.	PLAYER	GP	G	A	PTS	+/-	PIM	PP	SH	GW	GT	SHOTS	S%
26	Thomas Vanek	80	32	41	73	2	24	11	0	5	2	238	13.4
21	Drew Stafford	62	31	21	52	13	34	11	0	4	2	179	17.3
29	Jason Pominville	73	22	30	52	1	15	5	1	2	1	215	10.2
63	Tyler Ennis*	82	20	29	49	0	30	5	0	1	0	210	9.5
19	Tim Connolly	68	13	29	42	-10	20	6	0	3	0	151	8.6
57	Tyler Myers	80	10	27	37	0	40	3	0	5	2	122	8.2
3	Jordan Leopold	71	13	22	35	-11	36	5	0	1	0	134	9.7
9	Derek Roy	35	10	25	35	-1	16	2	0	1	0	89	11.2
42	Nathan Gerbe	64	16	15	31	11	34	2	0	3	0	171	9.4
28	Paul Gaustad	81	12	19	31	7	101	1	0	3	0	117	10.3
55	Jochen Hecht	67	12	17	29	4	40	0	0	4	0	172	7.0
44	Andrej Sekera	76	3	26	29	11	34	0	0	0	0	88	3.4
4	Steve Montador	73	5	21	26	16	83	0	0	0	0	118	4.2
8	Cody McCormick	81	8	12	20	2	142	0	0	1	0	104	7.7
20	Rob Niedermayer	71	5	14	19	-8	22	0	0	1	0	80	6.3
6	Mike Weber	58	4	13	17	13	69	0	0	0	0	53	7.5
25	Mike Grier	73	5	11	16	0	12	0	0	0	0	107	4.7
22	Brad Boyes	21	5	9	14	2	6	2	0	1	1	46	10.9
36	Patrick Kaleta	51	4	5	9	-4	78	0	1	0	0	65	6.2
34	Chris Butler	49	2	7	9	8	26	0	0	0	0	52	3.8
12	Mark Mancari	20	1	7	8	-1	12	1	0	0	0	43	2.3
27	Shaone Morrisonn	62	1	4	5	-2	32	0	0	1	1	44	2.3
72	Luke Adam*	19	3	1	4	6	12	0	0	1	0	31	9.7
17	Marc-Andre Gragnani*	9	1	2	3	0	2	0	0	1	1	11	9.1
24	Paul Byron*	8	1	1	2	0	2	0	0	0	0	5	20.0
30	Ryan Miller	66	0	2	2	0	6	0	0	0	0	0	0.0
40	Patrick Lalime	7	0	1	1	0	0	0	0	0	0	0	0.0
10	Mark Parrish	2	0	0	0	-2	0	0	0	0	0	0	0.0
23	Colin Stuart	3	0	0	0	1	2	0	0	0	0	5	0.0
37	Matt Ellis	14	0	0	0	-4	0	0	0	0	0	20	0.0
1	Jhonas Enroth*	14	0	0	0	0	0	0	0	0	0	0	0.0

NO.	GOALTENDER	GP	MIN	GAA	W	L	T	EN	SO	GA	SA	SV%
30	Ryan Miller	66	3829	2.59	34	22	8	9	5	165	1964	.916
1	Jhonas Enroth*	14	769	2.73	9	2	2	1	1	35	377	.907
40	Patrick Lalime	7	365	2.96	0	5	0	2	0	18	163	.890
	TEAM TOTALS	82	4963	2.64	43	29	10	12	6	218	2504	.913

*Rookie

2011-12 39-32-11, 3RD PLACE — NORTHEAST DIVISION

Oct. 7	Anaheim#	4-1	W
Oct. 8	@ Los Angeles#	4-2	W
Oct. 14	Carolina	3-4	L
Oct. 15	@ Pittsburgh	3-2	W
Oct. 18	@ Montreal	3-1	W
Oct. 20	@ Florida	3-0	W
Oct. 22	@ Tampa Bay	0-3	L
Oct. 25	Tampa Bay	3-4	L
Oct. 27	Columbus	4-2	W
Oct. 29	Florida	2-3	L
Nov. 2	Philadelphia	2-3	L
Nov. 4	Calgary	2-1	W
Nov. 5	@ Ottawa	3-2	W**
Nov. 8	Winnipeg	6-5	W*
Nov. 11	Ottawa	5-1	W
Nov. 12	@ Boston	2-6	L
Nov. 14	@ Montreal	3-2	W**
Nov. 16	New Jersey	3-5	L
Nov. 18	@ Carolina	1-0	W
Nov. 19	Phoenix	2-4	L
Nov. 23	Boston	3-4	O**
Nov. 25	@ Columbus	1-5	L
Nov. 26	Washington	5-1	W
Nov. 29	NY Islanders	1-2	L
Dec. 2	Detroit	1-4	L
Dec. 3	@ Nashville	3-2	W
Dec. 7	Philadelphia	4-5	O*
Dec. 9	Florida	2-1	W*
Dec. 10	NY Rangers	1-4	L
Dec. 13	Ottawa	2-3	O*
Dec. 16	Toronto	5-4	W
Dec. 17	@ Pittsburgh	3-8	L
Dec. 20	@ Ottawa	1-4	L
Dec. 22	@ Toronto	2-3	L
Dec. 26	Washington	4-2	W
Dec. 28	@ New Jersey	1-3	L
Dec. 30	@ Washington	1-3	L
Dec. 31	Ottawa	2-3	O**
Jan. 3	Edmonton	4-3	W
Jan. 6	@ Carolina	2-4	L
Jan. 7	Winnipeg	1-2	O*
Jan. 10	@ Toronto	0-2	L
Jan. 13	Toronto	3-2	W
Jan. 14	@ NY Islanders	2-4	L
Jan. 16	@ Detroit	0-5	L
Jan. 18	@ Chicago	2-6	L
Jan. 19	@ Winnipeg	1-4	L
Jan. 21	@ St. Louis	2-4	L
Jan. 24	@ New Jersey	2-1	W**
Jan. 31	@ Montreal	3-1	W
Feb. 1	NY Rangers	0-1	O**
Feb. 4	@ NY Islanders	4-3	W**
Feb. 8	Boston	6-0	W
Feb. 10	Dallas	3-2	W**
Feb. 11	Tampa Bay	1-2	L
Feb. 14	New Jersey	1-4	L
Feb. 16	@ Philadelphia	2-7	L
Feb. 17	Montreal	3-4	O**
Feb. 19	Pittsburgh	6-2	W
Feb. 21	NY Islanders	2-1	W
Feb. 24	Boston	2-1	W**
Feb. 25	@ NY Rangers	2-3	O*
Feb. 29	@ Anaheim	2-0	W
Mar. 1	@ San Jose	1-0	W
Mar. 3	@ Vancouver	5-3	W
Mar. 5	@ Winnipeg	1-3	L
Mar. 7	Carolina	3-2	W*
Mar. 8	@ Boston	1-3	L
Mar. 10	@ Ottawa	4-3	W**
Mar. 12	Montreal	3-2	W*
Mar. 14	Colorado	4-5	O**
Mar. 17	@ Florida	2-3	O**
Mar. 19	@ Tampa Bay	7-3	W
Mar. 21	Montreal	3-0	W
Mar. 23	@ NY Rangers	4-1	W
Mar. 24	Minnesota	3-1	W
Mar. 27	@ Washington	5-1	W
Mar. 30	Pittsburgh	3-5	L
Mar. 31	@ Toronto	3-4	L
Apr. 3	Toronto	6-5	W*
Apr. 5	@ Philadelphia	1-2	L
Apr. 7	@ Boston	3-4	O**

** - overtime decision ** - shootout decision # - played at Hartwall Areena (Helsinki, Finland)*
- played at Arena Berlin (Berlin, Germany)

2012-13 21-21-6, 5TH PLACE — NORTHEAST DIVISION

Jan. 20	Philadelphia	5-2	W
Jan. 21	@ Toronto	2-1	W
Jan. 24	@ Carolina	3-6	L
Jan. 25	Carolina	1-3	L
Jan. 27	@ Washington	2-3	L
Jan. 29	Toronto	3-4	O*
Jan. 31	@ Boston	7-4	W
Feb. 2	@ Montreal	1-6	L
Feb. 3	Florida	3-4	L
Feb. 5	@ Ottawa	3-4	L
Feb. 7	Montreal	5-4	W**
Feb. 9	@ NY Islanders	3-2	W
Feb. 10	Boston	1-3	L
Feb. 12	@ Ottawa	0-2	L
Feb. 15	Boston	4-2	W
Feb. 17	Pittsburgh	3-4	L
Feb. 19	Winnipeg	1-2	L
Feb. 21	@ Toronto	1-3	L
Feb. 23	NY Islanders	0-4	L
Feb. 26	@ Tampa Bay	2-1	W
Feb. 28	@ Florida	4-3	W**
Mar. 2	New Jersey	4-3	W**
Mar. 3	@ NY Rangers	2-3	O**
Mar. 5	@ Carolina	3-4	L
Mar. 7	@ New Jersey	2-3	O**
Mar. 10	@ Philadelphia	2-3	L
Mar. 12	NY Rangers	3-1	W
Mar. 16	Ottawa	3-4	O*
Mar. 17	@ Washington	3-5	L
Mar. 19	@ Montreal	3-2	W*
Mar. 21	Toronto	5-4	W**
Mar. 23	@ Montreal	2-1	W
Mar. 26	@ Tampa Bay	1-2	L
Mar. 28	@ Florida	4-5	O**
Mar. 30	Washington	3-4	O**
Mar. 31	Boston	0-2	L
Apr. 2	@ Pittsburgh	4-1	W
Apr. 5	Ottawa	4-2	W
Apr. 7	New Jersey	3-2	W**
Apr. 9	@ Winnipeg	1-4	L
Apr. 11	Montreal	1-5	L
Apr. 13	Philadelphia	1-0	W
Apr. 14	Tampa Bay	3-1	W
Apr. 17	@ Boston	3-2	W**
Apr. 19	NY Rangers	4-8	L
Apr. 22	Winnipeg	1-2	L
Apr. 23	@ Pittsburgh#	4-2	W
Apr. 26	NY Islanders	2-1	W**

** - overtime decision ** - shootout decision # - rescheduled from April 20*

2011-12 REGULAR-SEASON SCORING

NO.	PLAYER	GP	G	A	PTS	+/-	PIM	PP	SH	GW	GT	SHOTS	S%
29	Jason Pominville	82	30	43	73	-7	12	8	2	5	2	235	12.8
26	Thomas Vanek	78	26	35	61	-6	52	10	0	5	1	204	12.7
21	Drew Stafford	80	20	30	50	5	46	3	1	4	0	226	8.8
9	Derek Roy	80	17	27	44	-7	54	6	1	2	1	176	9.7
63	Tyler Ennis	48	15	19	34	11	14	2	0	1	0	82	18.3
10	Christian Ehrhoff	66	5	27	32	-2	47	1	0	3	0	136	3.7
23	Ville Leino	71	8	17	25	-2	16	1	0	1	0	78	10.3
42	Nathan Gerbe	62	6	19	25	2	32	0	0	2	0	137	4.4
3	Jordan Leopold	79	10	14	24	4	28	1	0	0	0	110	9.1
57	Tyler Myers	55	8	15	23	5	33	3	0	1	1	84	9.5
22	Brad Boyes	65	8	15	23	2	6	2	0	0	0	100	8.0
72	Luke Adam*	52	10	10	20	-6	14	0	0	0	0	89	11.2
28	Paul Gaustad	56	7	10	17	-1	70	0	0	3	0	62	11.3
82	Marcus Foligno*	14	6	7	13	6	9	2	0	1	0	23	26.1
44	Andrej Sekera	69	3	10	13	3	18	1	0	0	0	88	3.4
17	Marc-Andre Gragnani*	44	1	11	12	10	20	1	0	0	0	35	2.9
36	Patrick Kaleta	63	5	5	10	-5	116	0	0	1	0	69	7.2
55	Jochen Hecht	22	4	4	8	1	6	0	1	0	0	40	10.0
52	Alexander Sulzer	15	3	5	8	2	6	0	0	0	0	22	13.6
19	Cody Hodgson*	20	3	5	8	-7	2	2	0	1	0	51	5.9
78	Corey Tropp*	34	3	5	8	0	20	0	0	1	0	32	9.4
37	Matt Ellis	60	3	5	8	-3	25	0	0	1	0	85	3.5
81	Brayden McNabb*	25	1	7	8	-1	15	1	0	0	0	23	4.3
6	Mike Weber	51	1	4	5	-19	64	0	0	0	0	51	2.0
24	Robyn Regehr	76	1	4	5	-12	56	0	0	0	0	49	2.0
58	Paul Szczechura	9	1	3	4	0	4	0	0	0	0	11	9.1
8	Cody McCormick	50	1	3	4	-7	56	0	0	0	0	43	2.3
65	Travis Turnbull*	3	1	0	1	0	5	0	0	0	0	3	33.3
33	TJ Brennan*	11	1	0	1	0	6	0	0	0	0	14	7.1
15	Colin Stuart	2	0	0	0	-3	0	0	0	0	0	0	0.0
31	Drew MacIntyre*	2	0	0	0	0	0	0	0	0	0	0	0.0
71	Derek Whitmore	2	0	0	0	0	0	0	0	0	0	2	0.0
4	Joe Finley*	5	0	0	0	-3	12	0	0	0	0	1	0.0
1	Jhonas Enroth*	26	0	0	0	0	2	0	0	0	0	0	0.0
30	Ryan Miller	61	0	0	0	0	0	0	0	0	0	0	0.0

NO.	GOALTENDER	GP	MIN	GAA	W	L	T	EN	SO	GA	SA	SV%
30	Ryan Miller	61	3536	2.55	31	21	7	6	6	150	1788	.916
1	Jhonas Enroth*	26	1399	2.70	8	11	4	3	1	63	756	.917
31	Drew MacIntyre*	2	43	1.40	0	0	0	0	0	1	18	.944
	TEAM TOTALS	82	4978	2.58	39	32	11	9	7	214	2562	.916

*Rookie

2012-13 REGULAR-SEASON SCORING

NO.	PLAYER	GP	G	A	PTS	+/-	PIM	PP	SH	GW	GT	SHOTS	S%
26	Thomas Vanek	38	20	21	41	-1	20	9	1	2	0	119	16.8
19	Cody Hodgson	48	15	19	34	-4	20	3	1	1	0	114	13.2
63	Tyler Ennis	47	10	21	31	-14	16	2	0	0	0	108	9.3
29	Jason Pominville	37	10	15	25	1	8	1	1	1	0	94	10.6
9	Steve Ott	48	9	15	24	3	93	2	0	3	1	73	12.3
10	Christian Ehrhoff	47	5	17	22	6	34	1	0	2	0	102	4.9
21	Drew Stafford	46	6	12	18	-16	21	0	0	0	0	121	5.0
82	Marcus Foligno*	47	5	13	18	-4	41	1	0	0	0	55	9.1
55	Jochen Hecht	47	5	9	14	6	18	0	1	1	0	69	7.2
44	Andrej Sekera	37	2	10	12	-2	4	0	0	0	0	33	6.1
65	Brian Flynn*	26	6	5	11	6	0	0	1	1	0	49	12.2
42	Nathan Gerbe	42	5	5	10	-3	14	0	1	0	0	64	7.8
12	Kevin Porter	31	4	5	9	-1	10	0	1	0	0	37	10.8
57	Tyler Myers	39	3	5	8	-8	32	1	0	2	0	48	6.3
3	Jordan Leopold	24	2	6	8	-6	14	0	0	0	0	38	5.3
6	Mike Weber	42	1	6	7	3	70	0	0	0	0	25	4.0
23	Ville Leino	8	2	4	6	0	6	1	0	0	0	11	18.2
53	Mark Pysyk*	19	1	4	5	-7	0	1	0	0	0	21	4.8
25	Mikhail Grigorenko*	25	1	4	5	-1	0	0	0	0	0	31	3.2
52	Alexander Sulzer	17	3	1	4	3	10	0	0	1	0	15	20.0
27	Adam Pardy	17	0	4	4	4	14	0	0	0	0	6	0.0
24	Robyn Regehr	29	0	2	2	-4	21	0	0	0	0	15	0.0
72	Luke Adam	4	1	0	1	1	2	0	0	0	0	2	50.0
33	TJ Brennan*	10	1	0	1	-1	6	1	0	0	0	18	5.6
36	Patrick Kaleta	34	1	0	1	-4	67	0	0	0	0	34	2.9
37	Matt Ellis	6	0	0	0	0	0	0	0	0	0	8	0.0
5	Chad Ruhwedel*	7	0	0	0	0	0	0	0	0	0	8	0.0
8	Cody McCormick	8	0	0	0	-2	10	0	0	0	0	6	0.0
1	Jhonas Enroth	12	0	0	0	0	2	0	0	0	0	0	0
32	John Scott	34	0	0	0	-1	69	0	0	0	0	15	0.0
30	Ryan Miller	40	0	0	0	0	0	0	0	0	0	0	0

NO.	GOALTENDER	GP	MIN	GAA	W	L	T	EN	SO	GA	SA	SV%
30	Ryan Miller	40	2302	2.81	17	17	5	3	0	108	1270	.915
1	Jhonas Enroth	12	623	2.60	4	4	1	1	1	27	332	.919
	TEAM TOTALS	48	2925	2.77	21	21	6	4	1	135	1602	.916

*Rookie

2013-14 21-51-10, 8TH PLACE — ATLANTIC DIVISION

Oct. 2	@ Detroit	1-2	L	Jan. 4	New Jersey	2-1	W
Oct. 4	Ottawa	0-1	L	Jan. 9	Florida	1-2	O**
Oct. 5	@ Pittsburgh	1-4	L	Jan. 12	@ Washington	2-1	W**
Oct. 8	Tampa Bay	2-3	O*	Jan. 14	Philadelphia	3-4	L
Oct. 10	Columbus	1-4	L	Jan. 15	@ Toronto	3-4	O**
Oct. 12	@ Chicago	1-2	L	Jan. 18	Columbus	3-4	O**
Oct. 14	Minnesota	1-2	L	Jan. 21	Florida	3-4	L
Oct. 15	@ NY Islanders	4-3	W**	Jan. 23	Carolina	3-5	L
Oct. 17	Vancouver	0-3	L	Jan. 25	@ Columbus	5-2	W
Oct. 19	Colorado	2-4	L	Jan. 27	@ Pittsburgh	0-3	L
Oct. 23	Boston	2-5	L	Jan. 28	Washington	4-5	O*
Oct. 25	@ Florida	3-1	W	Jan. 30	@ Phoenix	3-2	W
Oct. 26	@ Tampa Bay	2-3	L	Feb. 1	@ Colorado	1-7	L
Oct. 28	Dallas	3-4	L	Feb. 3	Edmonton	2-3	L
Oct. 31	@ NY Rangers	0-2	L	Feb. 5	Pittsburgh	1-5	L
Nov. 2	Anaheim	3-6	L	Feb. 6	@ Ottawa	2-3	L
Nov. 5	@ San Jose	5-4	W**	Feb. 25	Carolina#	3-2	W
Nov. 7	@ Los Angeles	0-2	L	Feb. 26	Boston	5-4	W*
Nov. 8	@ Anaheim	2-6	L	Feb. 28	San Jose	4-2	W
Nov. 12	Los Angeles	3-2	W**	Mar. 3	@ Dallas	2-3	L
Nov. 15	Toronto	3-1	W	Mar. 6	@ Tampa Bay	3-1	W
Nov. 16	@ Toronto	2-4	L	Mar. 7	@ Florida	0-2	L
Nov. 19	St. Louis	1-4	L	Mar. 9	Chicago	1-2	L
Nov. 21	@ Philadelphia	1-4	L	Mar. 11	Nashville	1-4	L
Nov. 24	Detroit	1-3	L	Mar. 13	@ Carolina	2-4	L
Nov. 27	Montreal	1-3	L	Mar. 15	@ NY Islanders	1-4	L
Nov. 29	Toronto	3-2	W*	Mar. 16	Montreal	0-2	L
Nov. 30	@ New Jersey	0-1	O*	Mar. 18	@ Calgary	1-3	L
Dec. 5	NY Rangers	1-3	L	Mar. 20	@ Edmonton	3-1	W
Dec. 7	@ Montreal	2-3	L	Mar. 23	@ Vancouver	2-4	L
Dec. 10	Ottawa	2-1	W**	Mar. 25	@ Montreal	0-2	L
Dec. 12	@ Ottawa	1-2	L	Mar. 27	@ Nashville	1-6	L
Dec. 14	Calgary	1-2	O*	Mar. 29	Tampa Bay	3-4	O*
Dec. 17	Winnipeg	4-2	W	Apr. 1	New Jersey	3-2	W**
Dec. 19	Boston	4-2	W	Apr. 3	@ St. Louis	1-2	L
Dec. 21	@ Boston	1-4	L	Apr. 4	@ Detroit	2-3	L
Dec. 23	Phoenix	2-1	W*	Apr. 6	@ Philadelphia	2-5	L
Dec. 27	@ Toronto	3-4	O**	Apr. 8	Detroit	2-4	L
Dec. 29	Washington	2-1	W**	Apr. 10	@ NY Rangers	1-2	L
Dec. 31	@ Winnipeg	0-3	L	Apr. 12	@ Boston	1-4	L
Jan. 2	@ Minnesota	1-4	L	Apr. 13	NY Islanders	3-4	O**

** - overtime decision ** - shootout decision # - rescheduled from Jan. 7*

2014-15 23-51-8, 8TH PLACE — ATLANTIC DIVISION

Oct. 9	Columbus	1-3	L	Jan. 8	@ Carolina	2-5	L
Oct. 11	@ Chicago	2-6	L	Jan. 9	@ Tampa Bay	1-2	L
Oct. 13	Anaheim	1-5	L	Jan. 13	Detroit	1-3	L
Oct. 14	@ Carolina	4-3	W**	Jan. 15	Minnesota	0-7	L
Oct. 17	Florida	0-1	L	Jan. 17	Philadelphia	3-4	L
Oct. 18	Boston	0-4	L	Jan. 18	@ Detroit	4-6	L
Oct. 22	@ Anaheim	1-4	L	Jan. 27	@ Calgary	1-4	L
Oct. 23	@ Los Angeles	0-2	L	Jan. 29	@ Edmonton	2-3	L
Oct. 25	@ San Jose	2-1	W	Jan. 30	@ Vancouver	2-5	L
Oct. 28	@ Toronto	0-4	L	Feb. 3	@ Montreal	3-2	W
Oct. 30	Boston	2-3	O*	Feb. 5	St. Louis	0-3	L
Nov. 1	@ Pittsburgh	0-5	L	Feb. 7	Dallas	3-2	W
Nov. 2	Detroit	3-2	W**	Feb. 8	NY Islanders	2-3	L
Nov. 5	Montreal	1-2	O**	Feb. 10	Ottawa	1-2	L
Nov. 7	Edmonton	2-3	L	Feb. 15	Philadelphia	1-2	L
Nov. 8	Pittsburgh	1-6	L	Feb. 17	@ New Jersey	1-2	O**
Nov. 11	@ St. Louis	1-6	L	Feb. 19	@ Philadelphia	3-2	W**
Nov. 13	@ Minnesota	3-6	L	Feb. 20	NY Rangers##	1-3	L
Nov. 15	Toronto	6-2	W	Feb. 22	Nashville	1-2	O**
Nov. 18	San Jose	4-1	W	Feb. 24	@ Columbus	4-2	W
Nov. 22	@ Washington	2-1	W	Feb. 26	Vancouver	6-3	W
Nov. 26	Winnipeg	1-2	L	Feb. 28	@ Florida	3-5	L
Nov. 28	Montreal	2-1	W	Mar. 3	@ Tampa Bay	0-3	L
Nov. 29	@ Montreal	4-3	W**	Mar. 6	@ Ottawa	2-3	L
Dec. 2	Tampa Bay	2-1	W**	Mar. 7	@ Washington	1-6	L
Dec. 4	@ Tampa Bay	0-5	L	Mar. 11	@ Toronto	3-4	O**
Dec. 6	@ Florida	2-3	L	Mar. 14	NY Rangers	0-2	L
Dec. 9	Los Angeles	1-0	W	Mar. 16	Washington	3-4	O**
Dec. 11	Calgary	4-3	W	Mar. 17	@ Boston	2-1	W**
Dec. 13	Florida	4-3	W*	Mar. 20	New Jersey	1-3	L
Dec. 15	Ottawa#	5-4	W**	Mar. 21	@ Nashville	0-3	L
Dec. 16	@ Winnipeg	1-5	L	Mar. 23	@ Dallas	3-4	L
Dec. 20	Colorado	1-5	L	Mar. 26	Arizona	3-4	O*
Dec. 21	@ Boston	3-4	O*	Mar. 28	@ Colorado	3-5	L
Dec. 23	@ Detroit	3-6	L	Mar. 30	@ Arizona	4-1	W
Dec. 27	NY Islanders	4-3	W**	Apr. 1	Toronto	4-3	W
Dec. 29	@ Ottawa	2-5	L	Apr. 3	Chicago	3-4	L
Dec. 31	Tampa Bay	1-5	L	Apr. 4	@ NY Islanders	0-3	L
Jan. 2	Florida	0-2	L	Apr. 6	Carolina	4-3	W
Jan. 3	@ NY Rangers	1-6	L	Apr. 10	@ Columbus	2-4	L
Jan. 6	@ New Jersey	1-4	L	Apr. 11	Pittsburgh	0-2	L

** - overtime decision ** - shootout decision # - rescheduled from Feb. 20 ## - rescheduled from Nov. 21*

2013-14 REGULAR-SEASON SCORING

NO.	PLAYER	GP	G	A	PTS	+/-	PIM	PP	SH	GW	GT	SHOTS	S%
19	Cody Hodgson	72	20	24	44	-26	20	9	0	0	0	182	11.0
63	Tyler Ennis	80	21	22	43	-25	42	6	0	0	0	210	10.0
21	Drew Stafford	70	16	18	34	-19	39	2	1	1	0	185	8.6
10	Christian Ehrhoff	79	6	27	33	-27	38	1	1	2	1	161	3.7
26	Matt Moulson	44	11	18	29	-8	20	3	0	2	0	105	10.5
57	Tyler Myers	62	9	13	22	-26	58	3	0	0	0	99	9.1
28	Zemgus Girgensons*	70	8	14	22	-6	14	0	1	1	0	115	7.0
9	Steve Ott	59	9	11	20	-26	55	6	0	1	0	99	9.1
82	Marcus Foligno	74	7	12	19	-17	82	0	1	3	0	79	8.9
4	Jamie McBain	69	6	11	17	-13	14	2	0	0	0	98	6.1
23	Ville Leino	58	0	15	15	-16	10	0	0	0	0	38	0.0
65	Brian Flynn	79	6	7	13	-10	14	0	1	0	0	102	5.9
27	Matt D'Agostini	49	5	6	11	-14	22	2	0	2	1	99	5.1
26	Thomas Vanek	13	4	5	9	-5	4	1	0	0	0	50	8.0
6	Mike Weber	68	1	8	9	-29	73	0	0	0	0	47	2.1
20	Henrik Tallinder	64	2	6	8	-21	34	0	0	0	0	40	5.0
3	Mark Pysyk*	44	1	6	7	-11	16	0	0	1	1	51	2.0
37	Matt Ellis	50	4	2	6	-6	4	0	0	0	0	70	5.7
88	Cory Conacher	19	3	3	6	-7	16	1	0	1	0	27	11.1
8	Cody McCormick	29	1	4	5	-8	45	0	0	0	0	20	5.0
55	Rasmus Ristolainen*	34	2	2	4	-15	6	0	0	0	0	52	3.8
22	Johan Larsson*	28	0	4	4	0	19	0	0	0	0	21	0.0
25	Mikhail Grigorenko*	18	2	1	3	-3	2	0	0	0	0	20	10.0
84	Philip Varone*	9	1	1	2	-3	4	0	0	0	0	15	6.7
17	Linus Omark	13	0	2	2	-5	6	0	0	0	0	10	0.0
52	Alexander Sulzer	25	0	2	2	-3	8	0	0	0	0	21	0.0
30	Ryan Miller	40	0	2	2	0	0	0	0	0	0	0	0.0
61	Nikita Zadorov*	7	1	0	1	-4	4	0	0	0	0	4	25.0
17	Torrey Mitchell	9	1	0	1	0	4	0	0	0	0	9	11.1
72	Luke Adam	12	1	0	1	0	4	0	0	0	0	16	6.3
44	Nicolas Deslauriers*	17	1	0	1	-10	18	0	0	0	0	30	3.3
32	John Scott	56	1	0	1	-12	125	0	0	0	0	16	6.3
29	Jake McCabe*	7	0	1	1	-3	15	0	0	0	0	1	0.0
78	Corey Tropp	9	0	1	1	-8	0	0	0	0	0	7	0.0
12	Kevin Porter	12	0	1	1	-5	2	0	0	0	0	3	0.0
5	Chad Ruhwedel*	21	0	1	1	-3	2	0	0	0	0	35	0.0
24	Zenon Konopka	23	0	1	1	-4	33	0	0	0	0	6	0.0
49	Connor Knapp*	2	0	1	0	0	0	0	0	0	0	0	0.0
34	Michal Neuvirth	2	0	0	0	0	0	0	0	0	0	0	0.0
36	Patrick Kaleta	5	0	0	0	-1	5	0	0	0	0	0	0.0
80	Chris Stewart	5	0	0	0	-2	6	0	0	0	0	3	0.0
50	Nathan Lieuwen*	7	0	0	0	0	0	0	0	0	0	0	0.0
31	Matt Hackett*	8	0	0	0	0	0	0	0	0	0	0	0.0
44	Brayden McNabb*	12	0	0	0	1	6	0	0	0	0	10	0.0
1	Jhonas Enroth	28	0	0	0	0	0	0	0	0	0	0	0.0

NO.	GOALTENDER	GP	MIN	GAA	W	L	T	EN	SO	GA	SA	SV%
30	Ryan Miller	40	2384	2.72	15	22	3	4	0	108	1411	.923
1	Jhonas Enroth	28	1574	2.82	4	17	5	6	0	74	834	.911
50	Nathan Lieuwen*	7	363	2.98	1	4	0	0	0	18	191	.906
31	Matt Hackett*	8	426	3.10	1	6	1	1	0	22	239	.908
34	Michal Neuvirth	2	117	2.56	0	2	0	1	0	5	98	.949
49	Connor Knapp*	2	77	3.12	0	0	1	0	0	4	32	.875
	TEAM TOTALS	82	4941	2.81	21	51	10	12	0	231	2805	.918

*Rookie

2014-15 REGULAR-SEASON SCORING

NO.	PLAYER	GP	G	A	PTS	+/-	PIM	PP	SH	GW	GT	SHOTS	S%
63	Tyler Ennis	78	20	26	46	-19	37	6	1	2	0	185	10.8
26	Matt Moulson	77	13	28	41	-11	4	3	0	2	0	156	8.3
12	Brian Gionta	69	13	22	35	-13	18	3	1	2	0	153	8.5
28	Zemgus Girgensons	61	15	15	30	-16	25	1	3	1	0	115	13
80	Chris Stewart	61	11	14	25	-30	63	5	0	0	0	116	9.5
21	Drew Stafford	50	9	15	24	-18	39	2	0	1	0	91	9.9
82	Marcus Foligno	57	8	12	20	-5	50	0	0	0	0	66	12.1
55	Rasmus Ristolainen	78	8	12	20	-32	26	4	0	0	0	121	6.6
65	Brian Flynn	54	5	12	17	-3	8	0	0	0	0	73	6.8
22	Johan Larsson	39	6	10	16	0	12	1	0	0	0	50	12
44	Nicolas Deslauriers*	82	5	10	15	-24	71	0	0	1	0	76	6.6
51	Nikita Zadorov*	60	3	12	15	-10	51	2	0	1	1	52	5.8
41	Andrej Meszaros	60	7	7	14	-13	36	1	0	1	0	67	10.4
17	Torrey Mitchell	51	6	7	13	-6	26	0	0	2	0	45	13.3
19	Cody Hodgson	78	6	7	13	-28	12	0	0	0	0	127	4.7
57	Tyler Myers	47	4	9	13	-15	61	1	0	0	0	72	5.6
61	Andre Benoit	59	1	8	9	-19	20	0	1	0	0	45	2.2
6	Mike Weber	64	1	6	7	-22	68	0	0	0	0	41	2.4
47	Zach Bogosian	21	0	7	7	-7	38	0	0	0	0	51	0.0
25	Mikhail Grigorenko	25	3	3	6	-10	2	1	0	0	0	35	8.6
4	Josh Gorges	46	0	6	6	-28	16	0	0	0	0	28	0.0
84	Philip Varone*	28	3	2	5	-14	10	0	0	0	0	28	10.7
24	Tyson Strachan	46	0	5	5	-30	44	0	0	0	0	38	0.0
8	Cody McCormick	33	1	3	4	-9	40	0	1	0	0	31	3.2
3	Mark Pysyk	7	2	1	3	4	2	0	0	1	0	4	50
20	Zac Dalpe	21	1	2	3	-11	4	0	0	0	0	29	3.4
36	Patrick Kaleta	42	0	3	3	-11	36	0	0	0	0	25	0.0
59	Tim Schaller*	18	1	1	2	-5	2	0	0	0	0	19	5.3
37	Matt Ellis	39	1	1	2	-12	4	0	0	1	0	29	3.4
5	Chad Ruhwedel	4	0	1	1	3	0	0	0	0	0	4	0.0
23	Sam Reinhart*	9	0	1	1	-1	2	0	0	0	0	3	0.0
33	Joel Armia*	1	0	0	0	0	0	0	0	0	0	0	0.0
1	Andrey Makarov*	1	0	0	0	0	0	0	0	0	0	0	0.0
29	Jake McCabe*	2	0	0	0	0	0	0	0	0	0	2	0.0
49	Jerry D'Amigo*	9	0	0	0	-4	2	0	0	0	0	7	0.0
31	Matt Hackett	5	0	0	0	0	0	0	0	0	0	0	0.0
35	Anders Lindback	16	0	0	0	0	4	0	0	0	0	0	0.0
34	Michal Neuvirth	27	0	0	0	0	0	0	0	0	0	0	0.0
1	Jhonas Enroth	37	0	0	0	0	0	0	0	0	0	0	0.0

NO.	GOALTENDER	GP	MIN	GAA	W	L	T	EN	SO	GA	SA	SV%
1	Jhonas Enroth	37	2204	3.27	13	21	2	5	1	120	1237	.903
34	Michal Neuvirth	27	1544	2.99	6	17	3	2	0	77	941	.918
35	Anders Lindback	16	891	2.76	4	8	2	2	0	41	542	.924
1	Andrey Makarov*	1	60	3.00	0	1	0	0	0	3	36	.917
31	Matt Hackett	5	250	4.32	0	4	1	1	0	18	155	.884
	TEAM TOTALS	82	4949	3.14	23	51	8	10	1	259	2911	.911

*Rookie

2015-16 35-36-11, 7TH PLACE ATLANTIC DIVISION

Oct. 8	Ottawa	1-3	L
Oct. 10	Tampa Bay	1-4	L
Oct. 12	Columbus	4-2	W
Oct. 15	@ Florida	2-3	L
Oct. 17	@ Tampa Bay	1-2	L
Oct. 21	Toronto	2-1	W**
Oct. 23	Montreal	2-7	L
Oct. 24	New Jersey	3-4	L
Oct. 27	@ Philadelphia	4-3	W*
Oct. 29	@ Pittsburgh	3-4	L
Oct. 30	Philadelphia	3-1	W
Nov. 1	@ NY Islanders	2-1	W
Nov. 5	Tampa Bay	1-4	L
Nov. 7	Vancouver	3-2	W
Nov. 10	@ Tampa Bay	4-1	W
Nov. 12	@ Florida	3-2	W
Nov. 14	San Jose	1-2	O*
Nov. 17	Dallas	1-3	L
Nov. 19	@ St. Louis	2-3	O**
Nov. 21	@ Dallas	0-3	L
Nov. 23	St. Louis	1-2	L
Nov. 25	Nashville	2-3	L
Nov. 27	Carolina	4-1	W
Nov. 28	@ Nashville	4-1	W
Dec. 1	@ Detroit	4-5	O**
Dec. 4	Arizona	5-2	W
Dec. 6	@ Edmonton	2-4	L
Dec. 7	@ Vancouver	2-5	L
Dec. 10	@ Calgary	3-4	L
Dec. 12	Los Angeles	2-1	W*
Dec. 14	@ Detroit	2-1	W
Dec. 15	New Jersey	0-2	L
Dec. 17	Anaheim	3-0	W
Dec. 19	Chicago	2-3	O**
Dec. 26	@ Boston	6-3	W
Dec. 28	Washington	0-2	L
Dec. 30	@ Washington	2-5	L
Dec. 31	NY Islanders	1-2	L
Jan. 2	Detroit	3-4	L
Jan. 5	Florida	1-5	L
Jan. 8	@ Chicago	1-3	L
Jan. 10	@ Winnipeg	4-2	W
Jan. 12	@ Minnesota	3-2	W
Jan. 15	Boston	1-4	L
Jan. 16	Washington	4-1	W
Jan. 18	@ Arizona	2-1	W
Jan. 20	@ Colorado	1-2	L
Jan. 22	Detroit	0-3	L
Jan. 25	@ NY Rangers	3-6	L
Jan. 26	@ Ottawa	3-2	W
Feb. 3	@ Montreal	4-2	W
Feb. 4	Boston	2-3	O**
Feb. 6	@ Boston	1-2	O*
Feb. 9	Florida	4-7	L
Feb. 11	@ Philadelphia	1-5	L
Feb. 12	Montreal	6-4	W
Feb. 14	Colorado	4-1	W
Feb. 16	@ Ottawa	1-2	O**
Feb. 19	@ Columbus	4-0	W
Feb. 21	Pittsburgh	3-4	L
Feb. 24	@ Anaheim	0-1	L
Feb. 26	@ San Jose	3-1	W
Feb. 27	@ Los Angeles	0-2	L
Mar. 1	Edmonton	1-2	O*
Mar. 3	Calgary	6-3	W
Mar. 5	Minnesota	2-3	O**
Mar. 7	@ Toronto	4-3	W**
Mar. 8	NY Rangers	2-4	L
Mar. 10	@ Montreal	2-3	L
Mar. 12	Carolina	3-2	W*
Mar. 16	Montreal	2-3	O*
Mar. 18	Ottawa	3-1	W
Mar. 19	@ Toronto	1-4	L
Mar. 22	@ Carolina	3-2	W
Mar. 26	Winnipeg	3-2	W
Mar. 28	@ Detroit	2-3	L
Mar. 29	@ Pittsburgh	4-5	O**
Mar. 31	Toronto	4-1	W
Apr. 2	@ NY Rangers	4-3	W
Apr. 5	@ New Jersey	3-1	W
Apr. 8	Columbus	1-4	L
Apr. 9	@ NY Islanders	4-3	W*

** - overtime decision ** - shootout decision*

2015-16 REGULAR-SEASON SCORING

NO.	PLAYER	GP	G	A	PTS	+/-	PIM	PP	SH	GW	GT	SHOTS	S%
90	Ryan O'Reilly	71	21	39	60	-16	8	8	1	2	1	157	13.4
15	Jack Eichel*	81	24	32	56	-16	22	8	0	5	1	238	10.1
23	Sam Reinhart*	79	23	19	42	-8	8	8	0	3	0	165	13.9
55	Rasmus Ristolainen	82	9	32	41	-21	33	4	0	1	0	202	4.5
9	Evander Kane	65	20	15	35	-14	91	2	1	3	0	271	7.4
12	Brian Gionta	79	12	21	33	-5	12	1	0	2	1	169	7.1
88	Jamie McGinn	63	14	13	27	-10	10	6	0	3	0	109	12.8
47	Zach Bogosian	64	7	17	24	-11	68	3	0	1	0	121	5.8
82	Marcus Foligno	75	10	13	23	4	79	0	2	2	0	81	12.3
26	Matt Moulson	81	8	13	21	-5	16	2	0	1	0	111	7.2
28	Zemgus Girgensons	71	7	11	18	0	20	1	0	1	1	110	6.4
22	Johan Larsson	74	10	7	17	-4	27	1	0	5	0	95	10.5
46	Cody Franson	59	4	13	17	-5	26	1	0	1	0	92	4.3
17	David Legwand	79	5	9	14	-4	14	0	1	0	0	61	8.2
29	Jake McCabe*	77	4	10	14	6	51	0	0	0	0	62	6.5
44	Nicolas Deslauriers	70	6	6	12	-14	59	0	0	1	0	72	8.3
4	Josh Gorges	77	2	10	12	-7	72	0	0	0	0	57	3.5
63	Tyler Ennis	23	3	8	11	-9	11	2	0	0	0	57	5.3
3	Mark Pysyk	55	1	10	11	-1	32	0	0	0	0	44	2.3
19	Cal O'Reilly	20	3	4	7	-1	2	1	0	1	0	10	30
6	Mike Weber	35	1	4	5	3	32	0	0	0	0	28	3.6
25	Carlo Colaiacovo	36	1	4	5	-11	10	0	0	0	0	29	3.4
34	Casey Nelson*	7	0	4	4	1	8	0	0	0	0	5	0
59	Tim Schaller*	17	1	2	3	3	2	0	1	1	0	18	5.6
71	Evan Rodrigues*	2	1	1	2	2	0	0	0	0	0	8	12.5
84	Phil Varone	5	1	1	2	1	2	0	0	0	0	2	50
52	Hudson Fasching*	7	1	1	2	2	4	0	0	0	0	9	11.1
31	Chad Johnson	45	0	2	2	0	0	0	0	0	0	0	0
40	Robin Lehner	21	0	1	1	0	8	0	0	0	0	0	0
33	Jason Kasdorf*	1	0	0	0	0	0	0	0	0	0	0	0
5	Chad Ruhwedel	1	0	0	0	0	2	0	0	0	0	1	0
10	Cole Schneider*	2	0	0	0	0	0	0	0	0	0	5	0
56	Justin Bailey*	8	0	0	0	-2	2	0	0	0	0	22	0
43	Daniel Catenacci*	11	0	0	0	-2	0	0	0	0	0	7	0
35	Linus Ullmark*	20	0	0	0	0	0	0	0	0	0	0	0

NO.	GOALTENDER	GP	MIN	GAA	W	L	T	EN	SO	GA	SA	SV%
31	Chad Johnson	45	2591	2.36	22	16	4	8	1	102	1270	.920
35	Linus Ullmark*	20	1131	2.60	8	10	2	2	0	49	565	.913
40	Robin Lehner	21	1164	2.47	5	9	5	1	1	48	634	.924
33	Jason Kasdorf*	1	60	4.00	0	1	0	0	0	4	30	.867
	TEAM TOTALS	82	4946	2.46	35	36	11	11	2	203	2499	.919

*Rookie

ALL-TIME HOME & AWAY RECORDS

	HOME							AWAY						
YEAR	GP	W	L	T/OTL	GF	GA	PTS	GP	W	L	T/OTL	GF	GA	PTS
1970-71	39	16	13	10	119	123	42	39	8	26	5	98	168	21
1971-72	39	11	19	9	110	127	31	39	5	24	10	93	162	20
1972-73	39	30	6	3	162	80	63	39	7	21	11	95	139	25
1973-74	39	23	10	6	142	99	52	39	9	24	6	100	151	24
1974-75	40	28	6	6	199	113	62	40	21	10	9	155	127	51
1975-76	40	28	7	5	197	106	61	40	18	14	8	142	134	44
1976-77	40	27	8	5	165	101	59	40	21	16	3	136	119	45
1977-78	40	25	7	8	142	86	58	40	19	12	9	146	129	47
1978-79	40	19	13	8	150	130	46	40	17	15	8	130	133	42
1979-80	40	27	5	8	180	95	62	40	20	12	8	138	106	48
1980-81	40	21	7	12	177	111	54	40	18	13	9	150	139	45
1981-82	40	23	8	9	179	128	55	40	16	18	6	128	145	38
1982-83	40	25	7	8	189	124	58	40	13	22	5	129	161	31
1983-84	40	25	9	6	168	119	56	40	23	16	1	147	138	47
1984-85	40	23	10	7	164	116	53	40	15	18	7	126	121	37
1985-86	40	23	16	1	169	147	47	40	14	21	5	127	144	33
1986-87	40	18	18	4	153	144	40	40	10	26	4	127	164	24
1987-88	40	19	14	7	144	138	45	40	18	18	4	139	167	40
1988-89	40	25	12	3	167	141	53	40	13	23	4	124	158	30
1989-90	40	27	11	2	160	121	56	40	18	16	6	126	127	42
1990-91	40	15	13	12	157	129	42	40	16	17	7	135	149	39
1991-92	40	22	13	5	158	133	49	40	9	24	7	131	166	25
1992-93	42	25	15	2	190	145	52	42	13	21	8	145	152	34
1993-94	42	22	17	3	140	107	47	42	21	15	6	142	111	48
1994-95	24	15	8	1	80	58	31	24	7	11	6	50	61	20
1995-96	41	19	17	5	125	111	43	41	14	25	2	122	151	30
1996-97	41	24	11	6	139	107	54	41	16	19	6	98	101	38
1997-98	41	20	13	8	113	82	48	41	16	16	9	98	105	41
1998-99	41	23	12	6	117	88	52	41	14	16	11	90	87	39
1999-00	41	21	15	5	112	98	48	41	14	21	6	101	106	37
2000-01	41	26	12	3	120	89	55	41	20	19	2	98	95	43
2001-02	41	20	16	5	111	93	45	41	15	20	6	102	107	37
2002-03	41	18	18	5	112	106	43	41	9	27	5	78	113	29
2003-04	41	21	16	4	126	108	49	41	16	22	3	94	113	36
2005-06	41	27	11	3	151	109	57	41	25	13	3	125	125	53
2006-07	41	28	10	3	161	122	59	41	25	12	4	137	116	54
2007-08	41	20	15	6	139	118	46	41	19	16	6	112	115	44
2008-09	41	23	15	3	123	111	49	41	18	17	6	119	118	42
2009-10	41	25	10	6	122	92	56	41	20	17	4	109	109	44
2010-11	41	21	16	4	123	110	46	41	22	13	6	117	118	50
2011-12	41	21	12	8	121	105	50	41	18	20	3	90	118	39
2012-13	24	11	10	3	58	70	25	24	10	11	3	60	69	23
2013-14	41	13	21	7	85	119	33	41	8	30	3	65	124	19
2014-15	41	14	22	5	79	117	33	41	9	29	3	74	152	21
2015-16	41	16	19	6	96	109	38	41	19	17	5	103	106	43
TOTALS	1,787	973	563	251	6,294	4,985	2,203	1,787	696	833	258	5,151	5,719	1,662

Note: GF/GA totals do not include team shootout goals.

SABRES ALL-TIME RECORDS BY OPPONENT

TEAM	GP	W	L	OTL/T	GF	GA	PTS
Anaheim	32	16	13	3	88	77	35
Arizona	74	44	21	9	261	195	97
Boston	281	121	116	44	898	906	286
Calgary	103	50	36	17	363	320	117
Carolina	195	102	69	24	667	565	228
Chicago	117	53	50	14	364	343	120
Colorado	139	60	55	24	475	477	144
Columbus	23	9	12	2	60	66	20
Dallas	118	55	46	17	375	348	127
Detroit	129	55	57	17	431	431	127
Edmonton	71	22	38	11	221	258	55
Florida	88	46	35	7	247	220	99
Los Angeles	119	58	42	19	438	368	135
Minnesota	18	8	9	1	40	52	17
Montreal	271	124	108	39	797	828	287
Nashville	21	8	10	3	49	59	19
New Jersey	148	74	49	25	478	421	173
NY Islanders	162	79	60	23	488	457	181
NY Rangers	174	79	62	33	556	541	191
Ottawa	128	61	49	18	353	333	140
Philadelphia	170	66	81	23	498	541	155
Pittsburgh	182	64	76	42	592	595	170
St. Louis	114	45	53	16	347	384	106
San Jose	35	23	6	6	132	94	52
Tampa Bay	90	52	31	7	272	230	111
Toronto	201	111	64	26	722	559	248
Vancouver	116	48	49	19	384	385	115
Washington	152	87	46	19	537	401	193
Winnipeg	57	24	22	11	188	169	59
Defunct Clubs	46	25	13	8	191	139	58

SABRES ALL-TIME RECORDS BY OPPONENT - HOME

TEAM	GP	W	L	OTL/T	GF	GA	PTS
Anaheim	16	8	5	3	46	39	19
Arizona	38	24	7	7	147	95	55
Boston	142	73	46	23	491	410	169
Calgary	51	32	13	6	207	143	70
Carolina	97	58	31	8	377	276	124
Chicago	59	34	17	8	213	153	76
Colorado	69	37	21	11	263	226	85
Columbus	13	5	7	1	33	37	11
Dallas	58	32	15	11	207	156	75
Detroit	63	35	19	9	248	189	79
Edmonton	36	13	15	8	123	125	34
Florida	45	25	16	4	127	104	54
Los Angeles	59	34	16	9	242	163	77
Minnesota	9	2	6	1	16	29	5
Montreal	135	71	38	26	410	358	168
Nashville	10	1	6	3	24	35	5
New Jersey	75	40	25	***10	259	219	90
NY Islanders	81	43	26	12	265	227	98
NY Rangers	88	47	28	13	328	269	107
Ottawa	63	34	22	7	189	154	75
Philadelphia	83	41	32	10	273	237	92
Pittsburgh	90	40	**28	****22	320	253	102
St. Louis	58	30	22	6	209	183	66
San Jose	18	16	1	1	76	46	33
Tampa Bay	44	24	16	4	134	124	52
Toronto	101	68	25	8	397	261	144
Vancouver	58	31	*19	8	208	168	70
Washington	76	46	***21	9	285	196	101
Winnipeg	29	16	9	4	115	77	36
Defunct Clubs	23	13	5	5	94	63	31

** - includes one game played at Hamilton, Ont. ** - includes one game played at Sacramento, Calif. *** - includes one game played at Rochester, N.Y. **** - includes 2008 Winter Classic played at Orchard Park, N.Y.*

SABRES ALL-TIME RECORDS BY OPPONENT - AWAY

TEAM	GP	W	L	OTL/T	GF	GA	PTS
Anaheim	16	8	8	0	42	38	16
Arizona	36	20	14	2	114	100	42
Boston	139	48	70	21	407	496	117
Calgary	52	18	23	11	156	177	47
Carolina	98	44	38	16	290	289	104
Chicago	58	19	33	6	151	190	44
Colorado	70	23	34	13	212	251	59
Columbus	10	4	5	1	27	29	9
Dallas	60	23	31	6	168	192	52
Detroit	66	20	38	8	183	242	48
Edmonton	35	9	23	3	98	133	21
Florida	43	21	19	3	120	116	45
Los Angeles	60	24	26	10	196	205	58
Minnesota	9	6	3	0	24	23	12
Montreal	136	53	70	13	387	470	119
Nashville	11	7	4	0	25	24	14
New Jersey	73	34	24	*15	219	202	83
NY Islanders	81	36	34	**11	223	230	83
NY Rangers	86	32	34	20	228	272	84
Ottawa	65	27	27	11	164	179	65
Philadelphia	87	25	49	13	225	304	63
Pittsburgh	92	24	48	20	272	342	68
St. Louis	56	15	31	10	138	201	40
San Jose	17	7	5	5	56	48	19
Tampa Bay	46	28	15	3	138	106	59
Toronto	100	43	39	18	325	298	104
Vancouver	58	17	30	11	176	217	45
Washington	76	41	25	10	252	205	92
Winnipeg	28	8	13	7	73	92	23
Defunct Clubs	23	12	8	3	97	76	27

** - includes one game played at Hamilton, Ont. ** - includes one game played at Minneapolis, Minn.*

LAST TEN GAMES BY OPPONENT

HOME GAMES — MOST TO LEAST RECENT

Team	1	2	3	4	5	6	7	8	9	10	Record
Anaheim Ducks	W	L	L	W	W	L	W	W	W	T	6-3-1
Arizona Coyotes	W	O	W	L	W	W	O	L	L	L	4-4-2
Boston Bruins	O	L	O	L	W	W	L	L	W	L	3-5-2
Calgary Flames	W	W	O	W	W	W	W	W	W	W	9-0-1
Carolina Hurricanes	W	W	W	W	L	L	W	L	L	W	6-4-0
Chicago Blackhawks	O	L	L	L	W	W	T	L	W	W	4-4-2
Colorado Avalanche	W	L	L	O	O	L	W	L	W	L	3-5-2
Columbus Blue Jackets	L	W	L	O	L	W	W	L	L	W	4-5-1
Dallas Stars	L	W	L	W	W	W	W	W	T	W	7-2-1
Detroit Red Wings	L	L	L	W	L	L	L	O	W	L	2-7-1
Edmonton Oilers	O	L	L	W	W	W	L	L	T	L	3-5-2
Florida Panthers	L	L	L	W	L	L	O	L	W	L	2-7-1
Los Angeles Kings	W	W	W	W	W	W	W	L	W	W	9-0-1
Minnesota Wild	O	L	L	W	L	L	L	L	W	-	2-6-1
Montreal Canadiens	O	W	L	W	O	L	L	L	W	W	4-4-2
Nashville Predators	L	O	L	O	L	W	L	T	L	L	1-6-3
New Jersey Devils	L	L	L	W	W	W	W	L	L	W	5-5-0
New York Islanders	L	L	W	O	W	L	W	L	O	L	3-5-2
New York Rangers	L	L	L	L	L	W	O	L	W	L	2-7-1
Ottawa Senators	W	L	L	W	W	L	W	O	O	O	4-3-3
Philadelphia Flyers	W	L	L	L	W	W	O	L	W	L	4-5-1
Pittsburgh Penguins	L	L	L	L	L	L	W	L	L	W	2-8-0
San Jose Sharks	O	W	W	W	W	W	L	W	W	W	8-1-1
St. Louis Blues	L	L	L	L	W	L	L	L	L	L	1-9-0
Tampa Bay Lightning	L	L	L	W	O	O	W	L	L	W	3-5-2
Toronto Maple Leafs	W	W	W	W	W	W	W	O	W	W	9-0-1
Vancouver Canucks	W	W	L	W	W	W	L	W	W	L	7-3-0
Washington Capitals	W	L	O	O	W	O	W	W	L	W	5-2-3
Winnipeg Jets	W	L	W	L	L	O	W	W	W	W	6-3-1

ROAD GAMES — MOST TO LEAST RECENT

Team	1	2	3	4	5	6	7	8	9	10	Record
Anaheim Ducks	W	L	L	W	W	L	W	W	W	T	6-3-1
Arizona Coyotes	W	O	W	L	W	W	O	L	L	L	4-4-2
Boston Bruins	O	L	O	L	W	W	L	L	W	L	3-5-2
Calgary Flames	W	W	O	W	W	W	W	W	W	W	9-0-1
Carolina Hurricanes	W	W	W	W	L	L	W	L	L	W	6-4-0
Chicago Blackhawks	O	L	L	L	W	W	T	L	W	W	4-4-2
Colorado Avalanche	W	L	L	O	O	L	W	L	W	L	3-5-2
Columbus Blue Jackets	L	W	L	O	L	W	W	L	L	W	4-5-1
Dallas Stars	L	W	L	W	W	W	W	W	T	W	7-2-1
Detroit Red Wings	L	L	L	W	L	L	L	O	W	L	2-7-1
Edmonton Oilers	O	L	L	W	W	W	L	L	T	L	3-5-2
Florida Panthers	L	L	L	W	L	L	O	L	W	L	2-7-1
Los Angeles Kings	W	W	W	W	W	W	W	L	W	W	9-0-1
Minnesota Wild	O	L	L	W	L	L	L	L	W	-	2-6-1
Montreal Canadiens	O	W	L	W	O	L	L	L	W	W	4-4-2
Nashville Predators	L	O	L	O	L	W	L	T	L	L	1-6-3
New Jersey Devils	L	L	L	W	W	W	W	L	L	W	5-5-0
New York Islanders	L	L	W	O	W	L	W	L	O	L	3-5-2
New York Rangers	L	L	L	L	L	W	O	L	W	L	2-7-1
Ottawa Senators	W	L	L	W	W	L	W	O	O	O	4-3-3
Philadelphia Flyers	W	L	L	L	W	W	O	L	W	L	4-5-1
Pittsburgh Penguins	L	L	L	L	L	L	W	L	L	W	2-8-0
San Jose Sharks	O	W	W	W	W	W	L	W	W	W	8-1-1
St. Louis Blues	L	L	L	L	W	L	L	L	L	L	1-9-0
Tampa Bay Lightning	L	L	L	W	O	O	W	L	L	W	3-5-2
Toronto Maple Leafs	W	W	W	W	W	W	W	O	W	W	9-0-1
Vancouver Canucks	W	W	L	W	W	W	L	W	W	L	7-3-0
Washington Capitals	W	L	O	O	W	O	W	W	L	W	5-2-3
Winnipeg Jets	W	L	W	L	L	O	W	W	W	W	6-3-1

LAST TEN GAMES BY OPPONENT

OVERALL GAMES — MOST TO LEAST RECENT

Team	1	2	3	4	5	6	7	8	9	10	Record
Anaheim Ducks	L	W	L	L	L	L	W	W	W	L	4-6-0
Arizona Coyotes	W	W	W	O	W	W	L	W	W	W	8-1-1
Boston Bruins	O	O	L	W	W	O	O	L	L	W	3-3-4
Calgary Flames	W	L	L	W	L	O	W	L	W	L	4-5-1
Carolina Hurricanes	W	W	W	W	L	W	L	W	L	L	6-4-0
Chicago Blackhawks	L	O	L	L	L	L	L	L	L	W	1-8-1
Colorado Avalanche	W	L	L	L	L	L	O	O	O	O	1-5-4
Columbus Blue Jackets	L	W	W	L	W	L	W	O	L	L	4-5-1
Dallas Stars	L	L	L	W	L	L	W	L	W	W	4-6-0
Detroit Red Wings	L	L	L	W	O	L	L	L	W	L	2-7-1
Edmonton Oilers	O	L	L	L	W	L	W	W	W	W	5-4-1
Florida Panthers	L	L	W	L	L	L	W	L	L	L	2-8-0
Los Angeles Kings	L	W	W	L	W	L	W	W	O	W	6-3-1
Minnesota Wild	O	W	L	L	L	L	W	W	L	W	4-5-1
Montreal Canadiens	O	L	W	W	L	W	W	W	O	L	5-3-2
Nashville Predators	W	L	L	O	L	L	W	O	W	L	3-5-2
New Jersey Devils	W	L	L	L	O	L	W	W	O	W	4-4-2
New York Islanders	W	L	W	L	L	W	O	L	W	W	5-4-1
New York Rangers	W	L	L	L	L	L	L	L	L	L	1-9-0
Ottawa Senators	W	O	W	L	L	L	L	W	L	L	3-6-1
Philadelphia Flyers	L	W	W	W	L	L	L	L	L	W	4-6-0
Pittsburgh Penguins	O	L	L	L	L	L	L	L	L	W	1-8-1
San Jose Sharks	W	O	W	W	W	W	W	W	W	W	9-0-1
St. Louis Blues	L	O	L	L	L	L	L	L	W	W	2-7-1
Tampa Bay Lightning	W	L	L	L	L	L	L	L	W	O	2-7-1
Toronto Maple Leafs	W	L	W	W	W	O	W	L	O	O	5-2-3
Vancouver Canucks	L	W	W	L	L	L	W	W	L	W	5-5-0
Washington Capitals	W	L	L	O	L	W	O	W	W	O	4-3-3
Winnipeg Jets	W	W	L	L	L	W	L	L	L	L	3-7-0

RECORD BY DAY OF THE WEEK

2001-02 SEASON

DAY	NO.	RECORD	PTS
Sunday	9	6-2-1	13
Monday	6	2-4-0	4
Tuesday	14	4-5-5	13
Wednesday	10	5-3-2	12
Thursday	9	3-6-0	6
Friday	16	8-7-1	17
Saturday	18	7-9-2	16

2002-03 SEASON

DAY	NO.	RECORD	PTS
Sunday	5	1-2-2	4
Monday	7	1-5-1	3
Tuesday	15	3-9-3	9
Wednesday	9	5-3-1	11
Thursday	9	2-5-2	6
Friday	14	7-5-2	16
Saturday	23	8-15-0	16

2003-04 SEASON

DAY	NO.	RECORD	PTS
Sunday	3	2-1-0	4
Monday	9	4-5-0	8
Tuesday	8	3-4-1	7
Wednesday	16	8-5-3	19
Thursday	10	3-7-0	6
Friday	15	11-4-0	22
Saturday	21	6-12-3	15

2005-06 SEASON

DAY	NO.	RECORD	PTS
Sunday	7	5-1-1	11
Monday	6	4-1-1	9
Tuesday	10	9-0-1	19
Wednesday	11	6-5-0	12
Thursday	16	10-3-3	23
Friday	12	7-5-0	14
Saturday	20	11-9-0	22

2006-07 SEASON

DAY	NO.	RECORD	PTS
Sunday	4	2-1-1	5
Monday	5	4-1-0	8
Tuesday	11	9-1-1	19
Wednesday	10	7-3-0	14
Thursday	12	10-2-0	20
Friday	15	11-3-1	23
Saturday	25	10-12-1	21

2007-08 SEASON

DAY	NO.	RECORD	PTS
Sunday	5	2-3-0	4
Monday	7	2-3-2	6
Tuesday	8	5-1-2	12
Wednesday	17	10-7-0	20
Thursday	9	4-3-2	10
Friday	18	7-7-4	18
Saturday	18	9-7-2	20

2008-09 SEASON

DAY	NO.	RECORD	PTS
Sunday	1	0-1-0	0
Monday	9	4-4-1	9
Tuesday	8	4-4-0	8
Wednesday	14	8-5-1	17
Thursday	9	5-3-1	11
Friday	16	10-5-1	21
Saturday	24	10-9-5	25

2009-10 SEASON

DAY	NO.	RECORD	PTS
Sunday	5	4-1-0	8
Monday	8	5-3-0	10
Tuesday	7	3-3-1	7
Wednesday	16	10-6-0	20
Thursday	8	4-2-2	10
Friday	15	10-4-1	21
Saturday	23	9-8-6	24

2010-11 SEASON

DAY	NO.	RECORD	PTS
Sunday	7	4-1-2	10
Monday	3	1-2-0	2
Tuesday	16	9-5-2	20
Wednesday	10	5-4-1	11
Thursday	9	6-1-2	14
Friday	15	7-7-1	15
Saturday	22	11-9-2	24

2011-12 SEASON

DAY	NO.	RECORD	PTS
Sunday	1	1-0-0	2
Monday	6	4-2-0	8
Tuesday	14	8-5-1	17
Wednesday	12	4-4-4	12
Thursday	8	3-5-0	6
Friday	17	10-6-1	22
Saturday	24	9-10-5	23

2012-13 SEASON

DAY	NO.	RECORD	PTS
Sunday	11	3-7-1	7
Monday	2	1-1-0	2
Tuesday	12	5-6-1	11
Wednesday	1	1-0-0	2
Thursday	9	4-3-2	10
Friday	5	3-2-0	6
Saturday	8	4-2-2	10

2013-14 SEASON

DAY	NO.	RECORD	PTS
Sunday	8	2-5-1	5
Monday	6	1-5-0	2
Tuesday	17	7-8-2	16
Wednesday	6	1-4-1	3
Thursday	19	4-14-1	9
Friday	9	4-4-1	9
Saturday	17	2-11-4	8

2014-15 SEASON

DAY	NO.	RECORD	PTS
Sunday	6	1-3-2	4
Monday	7	3-3-1	7
Tuesday	17	7-9-1	15
Wednesday	6	1-3-2	4
Thursday	13	3-8-2	8
Friday	11	1-10-0	2
Saturday	22	7-15-0	14

2015-16 SEASON

DAY	NO.	RECORD	PTS
Sunday	5	3-2-0	6
Monday	9	4-5-0	8
Tuesday	15	6-5-4	16
Wednesday	7	2-4-1	5
Thursday	14	4-8-2	10
Friday	12	7-5-0	14
Saturday	20	9-7-4	22

RECORD BY MONTH

2001-02 SEASON

MONTH	NO.	RECORD	PTS
October	13	5-7-1	11
November	14	6-7-1	13
December	13	4-7-2	10
January	13	7-5-1	15
February	5	1-2-2	4
March	17	8-7-2	18
April	7	4-1-2	10

2002-03 SEASON

MONTH	NO.	RECORD	PTS
October	10	3-5-2	8
November	13	1-10-2	4
December	14	4-9-1	9
January	13	7-4-2	16
February	13	4-8-1	9
March	16	7-8-1	15
April	3	1-1-1	3

2003-04 SEASON

MONTH	NO.	RECORD	PTS
October	11	6-5-0	12
November	14	5-7-2	12
December	13	4-8-1	9
January	16	8-6-2	18
February	11	5-5-1	11
March	15	9-5-1	19
April	2	0-2-0	0

2005-06 SEASON

MONTH	NO.	RECORD	PTS
October	11	7-4-0	14
November	14	8-5-1	17
December	14	11-2-1	23
January	11	6-4-1	13
February	6	4-0-2	10
March	17	9-7-1	19
April	9	7-2-0	14

2006-07 SEASON

MONTH	NO.	RECORD	PTS
October	11	10-0-1	21
November	13	9-3-1	19
December	14	9-4-1	19
January	14	6-7-1	13
February	11	8-2-1	17
March	15	8-5-2	18
April	4	3-1-0	6

2007-08 SEASON

MONTH	NO.	RECORD	PTS
October	10	5-5-0	10
November	13	6-6-1	13
December	14	8-5-1	17
January	13	4-5-4	12
February	15	8-4-3	19
March	14	6-5-3	15
April	3	2-1-0	4

2008-09 SEASON

MONTH	NO.	RECORD	PTS
October	10	6-2-2	14
November	13	5-7-1	11
December	14	6-6-2	14
January	13	9-4-0	18
February	13	5-6-2	12
March	12	6-5-1	13
April	7	4-2-1	9

2009-10 SEASON

MONTH	NO.	RECORD	PTS
October	11	8-2-1	17
November	13	7-5-1	15
December	15	9-4-2	20
January	14	8-3-3	19
February	7	1-4-2	4
March	16	10-5-1	21
April	6	2-4-0	4

2010-11 SEASON

MONTH	NO.	RECORD	PTS
October	12	3-7-2	8
November	13	6-6-1	13
December	12	6-5-1	13
January	12	8-3-1	17
February	12	6-4-2	22
March	16	10-4-2	22
April	5	4-0-1	9

2011-12 SEASON

MONTH	NO.	RECORD	PTS
October	10	6-4-0	12
November	14	7-6-1	15
December	14	4-7-3	11
January	12	4-7-1	9
February	13	7-3-3	17
March	16	10-4-2	22
April	3	1-1-1	3

2012-13 SEASON

MONTH	NO.	RECORD	PTS
October			
November			
December			
January	7	3-3-1	7
February	14	5-9-0	10
March	15	5-5-5	15
April	12	8-4-0	16

2013-14 SEASON

MONTH	NO.	RECORD	PTS
October	15	2-12-1	5
November	13	4-8-1	9
December	12	5-5-2	12
January	13	4-5-4	12
February	7	3-4-0	6
March	14	2-11-1	5
April	8	1-6-1	3

2014-15 SEASON

MONTH	NO.	RECORD	PTS
October	11	2-8-1	5
November	13	6-6-1	13
December	14	6-7-1	13
January	12	0-12-0	0
February	13	5-6-2	12
March	13	2-8-3	7
April	6	2-4-0	4

2015-16 SEASON

MONTH	NO.	RECORD	PTS
October	11	4-7-0	8
November	13	6-5-2	14
December	14	5-7-2	12
January	12	5-7-0	10
February	13	5-5-3	13
March	15	7-4-4	18
April	4	3-1-0	6

BEST AND WORST RECORDS BY MONTH

MONTH	BEST (YEAR)	WORST (YEAR)
October	10-0-1, 21 pts. (2006)	1-7-2, 4 pts. (1986)
November	12-1-3, 27 pts (1974)	1-10-2, 4 pts. (2002)
December	11-2-1, 23 pts. (2005)	3-8-2, 8 pts. (1970)
January	11-0-2, 24 pts. (1984)	0-12-0, 0 pts. (2015)
February	10-4-0, 20 pts. (1977) 9-2-2, 20 pts. (1978)	4-10-1, 9 pts. (1971) 3-6-3, 9 pts. (1972) 3-4-0, 6 pts. (2014)** 1-4-2, 4 pts. (2010)**
March	10-3-4, 24 pts. (1979)	2-11-1, 5 pts. (1996)
April	8-4-0, 16 pts. (2013)* 6-7-2, 14 pts. (1995)* 7-2-0, 14 pts. (2006)	0-1-0, 0 pts. (1983) 0-7-0, 0 pts. (1993) 0-2-0, 0 pts. (2004)
May	2-0-0, 4 pts. (1995)*	1-6-1, 3 pts. (2014)

* Schedule affected by shortened season (48 games) ** Schedule affected by Olympics

THE LAST TIME THE SABRES...

RECORDED A HAT TRICK:
HOME: 4/5/2011 vs. Tampa Bay (Thomas Vanek)
ROAD: 1/10/2016 at Winnipeg (Sam Reinhart)

SCORED TWO HAT TRICKS IN ONE GAME:
1/18/2008 vs. Atlanta (Drew Stafford & Derek Roy)

HAD A FOUR-GOAL GAME:
4/10/2010 at Ottawa (Thomas Vanek)
HAD A FIVE-GOAL GAME:
2/6/1986 at Boston (Dave Andreychuk)

ALLOWED A HAT TRICK:
HOME: 4/19/2013 vs. NY Rangers (Brad Richards)
ROAD: 1/18/2015 at Detroit (Henrik Zetterberg)
ALLOWED TWO HAT TRICKS IN ONE GAME:
11/22/1987 vs. Los Angeles (Bernie Nicholls & Bob Carpenter)

ALLOWED TWO FOUR-GOAL GAMES IN ONE GAME:
11/2/2005 vs. Ottawa (Alfredsson & Havlat)

ALLOWED A FIVE-GOAL GAME:
(Has never happened)

WON A HOME GAME IN OVERTIME:
3/12/2016 vs. Carolina (Jack Eichel)
LOST A HOME GAME IN OVERTIME:
3/16/2016 vs. Montreal (Paul Byron)

WON A ROAD GAME IN OVERTIME:
4/9/2016 at NY Islanders (Brian Gionta)
LOST A ROAD GAME IN OVERTIME:
2/6/2016 at Boston (Brad Marchand)

WON A HOME GAME IN A SHOOTOUT:
10/21/2015 vs. Toronto (Matt Moulson)
LOST A HOME GAME IN A SHOOTOUT:
3/5/2016 vs. Minnesota (Jason Pominville)

WON A ROAD GAME IN A SHOOTOUT:
3/7/2016 at Toronto (Sam Reinhart)
LOST A ROAD GAME IN A SHOOTOUT:
3/29/2016 at Pittsburgh (Kris Letang)

SHUT OUT AN OPPONENT AT HOME:
12/17/2015 vs. Anaheim (Chad Johnson, 44 saves)
SHUT OUT OPPONENT ON THE ROAD:
2/19/2016 at Columbus (Robin Lehner, 38 saves)

WERE SHUT OUT AT HOME:
1/22/2015 vs. Detroit (Petr Mrazek, 19 saves)
WERE SHUT OUT ON THE ROAD:
2/27/2016 at Los Angeles (Jhonas Enroth, 23 saves)

HAD TWO STRAIGHT SHUTOUTS:
2/29/2012 at Anaheim (Ryan Miller, 43 saves)
3/1/2012 at San Jose (Ryan Miller, 39 saves)

THE LAST TIME THE SABRES...

WERE SHUT OUT IN TWO STRAIGHT GAMES:
10/17/2014 vs. Florida (Roberto Luongo, 26 saves)
10/18/2014 vs. Boston (Niklas Svedberg, 32 saves)

WON A 1-0 GAME AT HOME:
12/9/2014 vs. Los Angeles (Jhonas Enroth)
WON A 1-0 GAME ON THE ROAD:
3/1/2012 at San Jose (Ryan Miller)

LOST A 1-0 GAME AT HOME:
10/17/2014 vs. Florida (Roberto Luongo, 26 saves)
LOST A 1-0 GAME ON THE ROAD:
2/24/2016 at Anaheim (Frederik Anderson, 26 saves)

WON BY FIVE OR MORE GOALS:
HOME: 2/8/2012 (6-0 vs. Boston)
ROAD: 10/23/2010 (6-1 at New Jersey)
LOST BY FIVE OR MORE GOALS:
HOME: 1/15/2015 (7-0 vs. Minnesota)
ROAD: 1/3/2015 (6-1 at New York Rangers)

WON A ROAD GAME IN A SHOOTOUT:
3/17/2015 at Boston (Tyler Ennis)
LOST A ROAD GAME IN A SHOOTOUT:
3/11/2015 at Toronto (Tyler Bozak)

SCORED 10 OR MORE GOALS AT HOME:
1/18/2008 vs. Atlanta (10-1)
SCORED 10 OR MORE GOALS ON THE ROAD:
1/28/2009 at Edmonton (10-2)

ALLOWED 10 OR MORE GOALS AT HOME:
11/2/2005 vs. Ottawa (10-4)
ALLOWED 10 OR MORE GOALS ON THE ROAD:
3/12/1988 at Calgary (10-4)

RECORDED 20 OR MORE SHOTS IN A PERIOD:
3/15/2011 vs. Carolina (22-1st)
ALLOWED 20 OR MORE SHOTS IN A PERIOD:
1/26/2016 at Ottawa (22- 3rd)

SCORED FIVE GOALS IN A PERIOD:
HOME: 11/28/2009 vs. Carolina (3rd)
ROAD: 12/26/2015 at Boston (3rd)

RECORDED 50 OR MORE SHOTS:
10/29/2015 at Pittsburgh (53)
ALLOWED 50 OR MORE SHOTS:
4/6/2015 vs. Carolina (52)

SCORED A SHORTHANDED GOAL:
3/29/2016 at Pittsburgh (Ryan O'Reilly)
SCORED A GOAL WHILE TWO MEN SHORT:
1/30/1990 at Quebec (Phil Housley)

THE LAST TIME THE SABRES...

SCORED TWO SHORTHANDED GOALS IN ONE GAME:
1/25/2014 at Columbus (Christian Ehrhoff & Marcus Foligno)
SCORED THREE SHORTHANDED GOALS IN ONE GAME:
3/19/1998 vs. Florida (Michael Peca & Alexei Zhitnik [2])

ALLOWED A SHORTHANDED GOAL:
4/9/2016 at NY Islanders (Alan Quine)
ALLOWED A SHORTHANDED GOAL WITH A TWO-MAN ADVANTAGE:
10/20/2006 vs. Carolina (Mike Commodore)
ALLOWED TWO SHORTHANDED GOALS IN ONE GAME:
3/29/2016 at Pittsburgh (Tom Kuhnhackl & Nick Bonino)
ALLOWED THREE SHORTHANDED GOALS IN ONE GAME:
(Has never happened)

SCORED AN EMPTY NET GOAL:
HOME: 3/31/2016 vs. Toronto (Johan Larsson)
ROAD: 4/5/2016 at New Jersey (Jack Eichel)

ALLOWED AN EMPTY NET GOAL:
HOME: 3/8/2016 vs. New York Rangers (JT Miller)
ROAD: 3/28/2016 at Detroit (Luke Glendening)

SCORED ON A PENALTY SHOT:
2/12/2016 vs. Montreal (Marcus Foligno on Mike Condon)
WERE UNSUCCESSFUL ON A PENALTY SHOT:
1/18/2016 at Arizona (Evander Kane on Louis Domingue)
ALLOWED A GOAL ON A PENALTY SHOT:
2/6/2016 at Boston (Brad Marchand on Robin Lehner)
STOPPED THE SHOOTER ON A PENALTY SHOT:
12/14/2015 at Detroit (Tomas Jurco on Chad Johnson)

THE LAST TIME LEADS & DEFICITS

LAST FOUR-POINT GAME:
12/26/2015 at Boston, Jack Eichel (2+2)
LAST FIVE-POINT GAME:
1/31/2013 at Boston, Thomas Vanek (3+2)
LAST SIX-POINT GAME:
2/10/1993 at Winnipeg, Pat LaFontaine (1+5)

THE SABRES TRAILED BY TWO GOALS AND WON:
March 26, 2016 vs. Winnipeg (3-2)

THE SABRES TRAILED BY THREE GOALS AND WON:
December 27, 2014 vs. N.Y. Islanders (4-3, SO)

THE SABRES TRAILED BY FOUR GOALS AND WON:
January 21, 1989 at Boston (6-5, OT)

THE SABRES TRAILED BY FIVE GOALS AND WON:
February, 25, 1983 vs. Boston (7-6)

THE SABRES LED BY TWO GOALS AND LOST:
March 29, 2016 at Pittsburgh (5-4, SO)

THE SABRES LED BY THREE GOALS AND LOST:
January 18, 2015 at Detroit (6-4)

THE SABRES LED BY FOUR GOALS AND LOST:
March 12, 1988 at Calgary (10-4)

THE SABRES LED BY FIVE GOALS AND LOST:
(Has never happened)

LONGEST WINNING STREAKS

Games	Dates
10	10/4/06 to 10/26/06
10	1/4/84 to 1/23/84
9	12/11/76 to 12/29/76
9	11/24/79 to 12/13/79

Note: Sabres won 15 straight over two seasons – 4/8/06 to 10/26/06

LONGEST REGULATION LOSING STREAKS

Games	Dates
14	12/29/14 to 1/30/15
8	1/25/03 to 2/13/03
7	3/7/14 to 3/18/14
7	12/4/03 to 12/19/03
7	12/20/02 to 12/31/02
7	11/3/02 to 11/19/02

LONGEST UNBEATEN STREAKS

Games	Dates
14	3/6/80 to 4/6/80
13	1/4/84 to 1/29/84
13	1/21/98 to 3/2/98

LONGEST WINLESS STREAKS

Games	Dates
14	12/29/14 to 1/30/15
12	11/23/91 to 12/20/91
12	10/25/02 to 11/19/02
10	11/7/71 to 12/1/71
10	12/26/07 to 1/16/08

MOST CONSECUTIVE TIES

Games	Dates
4	12/22/77 to 1/1/78
4	1/9/81 to 1/16/81
4	2/26/82 to 3/6/82
4	12/9/84 to 12/16/84

WINNING STREAKS

Games	Dates
5	3/19/12 to 3/27/12
6	12/27/09 to 1/8/10
7	12/4/06 to 12/19/06
8	3/3/06 to 3/16/06
9	11/24/79 to 12/13/79
10	10/4/06 to 10/26/06

REGULATION LOSING STREAKS

Games	Dates
5	1/14/12 to 1/21/12
6	12/28/15 to 1/8/16
7	3/7/14 to 3/18/14
8	1/25/03 to 2/13/03
9	None
10+	12/29/14 to 1/30/15 (14 games)

UNBEATEN STREAKS

Games	Dates
6	1/24/12 to 2/10/12
7	2/23/11 to 3/6/11
8	11/29/98 to 12/18/98
9	3/12/12 to 3/27/12
10	12/23/84 to 1/12/85
11	12/15/77 to 1/11/78
12	1/29/97 to 2/23/97
13	1/21/98 to 3/2/98
14	3/6/80 to 4/6/80

WINLESS STREAKS

Games	Dates
6	3/22/97 to 4/2/97
7	2/28/15 to 3/16/15
8	12/4/03 to 12/23/03
9	None
10	12/26/07 to 1/16/08
11	None
12	11/23/91 to 12/20/91
13	None
14	12/29/14 to 1/30/15

Note: This column identifies the last streak of each exact corresponding number of games.

SABRES SEASON OPENERS

OPENER				HOME			ROAD		
SEASON	DATE	OPPONENT	SCORE	DATE	OPPONENT	SCORE	DATE	OPPONENT	SCORE
1970-71	10/10/70	at PIT	2-1	10/15/70	vs. MTL	0-3	10/10/70	at PIT	2-1
1971-72	10/10/71	vs. PIT	2-1	10/10/71	vs. PIT	2-1	10/12/71	at STL	1-4
1972-73	10/8/72	vs. ATL	5-3	10/8/72	vs. ATL	5-3	10/14/72	at ATL	1-1
1973-74	10/10/73	at TOR	4-7	10/14/73	vs. VAN	3-1	10/10/73	at TOR	4-7
1974-75	10/10/74	vs. BOS	9-5	10/10/74	vs. BOS	9-5	10/12/74	at PHI	1-6
1975-76	10/9/75	vs. DET	4-0	10/9/75	vs. DET	4-0	10/18/75	at STL	5-3
1976-77	10/9/76	at DET	0-4	10/10/76	vs. MTL	3-1	10/9/76	at DET	0-4
1977-78	10/13/77	vs. NYI	3-2	10/13/77	vs. NYI	3-2	10/15/77	at TOR	5-2
1978-79	10/12/78	vs. NYI	2-2	10/12/78	vs. NYI	2-2	10/14/78	at MIN	5-2
1979-80	10/11/79	vs. WSH	6-3	10/11/79	vs. WSH	6-3	10/13/79	at NYI	5-2
1980-81	10/9/80	at CHI	3-4	10/12/80	vs. HFD	3-3	10/9/80	at CHI	3-4
1981-82	10/7/81	vs. WSH	5-3	10/7/81	vs. WSH	5-3	10/10/81	at MTL	0-9
1982-83	10/6/82	vs. QUE	4-6	10/6/82	vs. QUE	4-6	10/9/82	at QUE	4-6
1983-84	10/5/83	vs. HFD	5-3	10/5/83	vs. HFD	5-3	10/8/83	at QUE	2-9
1984-85	10/11/84	vs. MTL	4-3	10/11/84	vs. MTL	4-3	10/13/84	at TOR	3-4*
1985-86	10/10/85	vs. HFD	4-5	10/10/85	vs. HFD	4-5	10/12/85	at MIN	6-2
1986-87	10/9/86	at WPG	2-3	10/12/86	vs. CGY	2-4	10/9/86	at WPG	2-3
1987-88	10/8/87	vs. MIN	2-2*	10/8/87	vs. MIN	2-2*	10/10/87	at MTL	3-6
1988-89	10/6/88	vs. MTL	3-2	10/6/88	vs. MTL	3-2	10/8/88	at WSH	2-6
1989-90	10/5/89	vs. QUE	4-3	10/5/89	vs. QUE	4-3	10/7/89	at MTL	1-5
1990-91	10/4/90	vs. MTL	3-3*	10/4/90	vs. MTL	3-3*	10/6/90	at MTL	5-6
1991-92	10/4/91	vs. PIT	4-5	10/4/91	vs. PIT	4-5	10/5/91	at WSH	1-3
1992-93	10/8/92	vs. QUE	4-5	10/8/92	vs. QUE	4-5	10/10/92	at HFD	5-2
1993-94	10/7/93	at BOS	5-3	10/10/93	vs. HFD	2-3	10/7/93	at BOS	5-3
1994-95	1/20/95	at NYR	2-1	1/25/95	vs. NJD	2-1	1/20/95	at NYR	2-1
1995-96	10/7/95	at OTT	3-1	10/13/95	vs. ANA	1-4	10/7/95	at OTT	3-1
1996-97	10/4/96	at EDM	3-4	10/12/96	vs. DET	1-6	10/4/96	at EDM	3-4
1997-98	10/1/97	at STL	3-1	10/7/97	vs. DAL	2-4	10/1/97	at STL	3-1
1998-99	10/10/98	at DAL	1-4	10/16/98	vs. FLA	2-2*	10/10/98	at DAL	1-4
1999-00	10/2/99	at DET	0-2	10/8/99	vs. WSH	2-3	10/2/99	at DET	0-2
2000-01	10/5/00	vs. CHI	4-2	10/5/00	vs. CHI	4-2	10/13/00	at EDM	2-3
2001-02	10/4/01	vs. ATL	1-2	10/4/01	vs. ATL	1-2	10/7/01	at NYR	4-5*
2002-03	10/10/02	vs. NYI	5-1	10/10/02	vs. NYI	5-1	10/12/02	at MTL	6-1
2003-04	10/9/03	at PHI	0-2	10/11/03	vs. NYI	0-6	10/9/03	at PHI	0-2
2005-06	10/5/05	vs. NYI	6-4	10/5/05	vs. NYI	6-4	10/8/05	at OTT	0-5
2006-07	10/4/06	at CAR	3-2**	10/6/06	vs. MTL	5-4**	10/4/06	at CAR	3-2**
2007-08	10/5/07	vs. NYI	4-6	10/5/07	vs. NYI	4-6	10/6/07	at NYI	2-3
2008-09	10/10/08	vs. MTL	2-1**	10/10/08	vs. MTL	2-1**	10/13/08	at NYI	7-1
2009-10	10/3/09	vs. MTL	1-2 *	10/3/09	vs. MTL	1-2 *	10/10/09	at NSH	1-0
2010-11	10/8/10	at OTT	2-1	10/9/10	vs. NYR	3-6	10/8/10	at OTT	2-1
2011-12	10/7/11	vs. ANA	4-1	10/7/11	vs. ANA	4-1	10/8/11	at LAK	4-2
2012-13	1/20/13	vs. PHI	5-2	1/20/13	vs. PHI	5-2	1/21/13	at TOR	2-1
2013-14	10/2/13	at DET	1-2	10/4/13	vs. OTT	0-1	10/2/13	at DET	1-2
2014-15	10/9/14	vs. CBJ	1-3	10/9/14	vs. CBJ	1-3	10/11/14	at CHI	2-6
2015-16	10/8/15	vs. OTT	1-3	10/8/15	vs. OTT	1-3	10/15/15	at FLA	2-3

The Sabres are 24-17-4 in opening games (17-8-4 at home and 7-9-0 on the road). The club is 21-18-6 in home openers and 18-26-1 in road openers.

**Game decided in overtime **Game decided in shootout*

SABRES RECORD BY SEASON

	PRESEASON			REGULAR SEASON							PLAYOFFS	
SEASON	W	L	OTL/T	GP	W	L	OTL/T	GF	GA	PTS	W	L
1970-71	1	4	4	78	24	39	15	217	291	63	–	–
1971-72	3	1	5	78	16	43	19	203	289	51	–	–
1972-73	4	2	2	78	37	27	14	257	219	88	2	4
1973-74	0	6	2	78	32	34	12	242	250	76	–	–
1974-75	4	4	0	80	49	16	15	354	240	113	10	7
1975-76	3	6	0	80	46	21	13	339	240	105	4	5
1976-77	4	5	1	80	48	24	8	301	220	104	2	4
1977-78	3	3	4	80	44	19	17	288	215	105	3	5
1978-79	5	6	0	80	36	28	16	280	263	88	1	2
1979-80	3	6	2	80	47	17	16	318	201	110	9	5
1980-81	4	5	2	80	39	20	21	327	250	99	4	4
1981-82	2	5	3	80	39	26	15	307	273	93	1	3
1982-83	5	2	4	80	38	29	13	318	285	89	6	4
1983-84	2	8	0	80	48	25	7	315	257	103	0	3
1984-85	5	2	2	80	38	28	14	290	237	90	2	3
1985-86	3	3	2	80	37	37	6	296	291	80	–	–
1986-87	4	5	0	80	28	44	8	280	308	64	–	–
1987-88	7	2	0	80	37	32	11	283	305	85	2	4
1988-89	7	0	1	80	38	35	7	291	299	83	1	4
1989-90	4	3	2	80	45	27	8	286	248	98	2	4
1990-91	2	4	2	80	31	30	19	292	278	81	2	4
1991-92	3	5	1	80	31	37	12	289	299	74	3	4
1992-93	5	4	0	84	38	36	10	335	297	86	4	4
1993-94	1	6	0	84	43	32	9	282	218	95	3	4
1994-95	2	4	1	48	22	19	7	130	119	51	1	4
1995-96	4	4	0	82	33	42	7	247	262	73	–	–
1996-97	3	4	1	82	40	30	12	237	208	92	5	7
1997-98	0	6	2	82	36	29	17	211	187	89	10	5
1998-99	2	6	0	82	37	28	17	207	175	91	14	7
1999-00	2	4	1	82	35	36	11	213	204	85	1	4
2000-01	7	1	0	82	46	31	5	218	184	98	7	6
2001-02	2	4	0	82	35	36	11	213	200	82	–	–
2002-03	4	2	1	82	27	45	10	190	219	72	–	–
2003-04	3	4	1	82	37	34	11	220	221	85	–	–
2005-06	6	2	0	82	52	24	6	281	239	110	11	7
2006-07	4	1	0	82	53	22	7	308	242	113	9	7
2007-08	4	2	0	82	39	31	12	255	242	90	–	–
2008-09	2	4	1	82	41	32	9	250	234	91	–	–
2009-10	4	1	1	82	45	27	10	235	207	100	2	4
2010-11	4	2	0	82	43	29	10	245	229	96	3	4
2011-12	4	2	0	82	39	32	11	218	230	89	–	–
2012-13	–	–	–	48	21	21	6	125	143	48	–	–
2013-14	4	2	1	82	21	51	10	157	248	52	–	–
2014-15	2	3	1	82	23	51	8	161	274	54	–	–
2015-16	4	3	0	82	35	36	11	201	222	81	–	–
TOTALS	151	158	50	3,574	1,669	1,396	509	11,512	10,762	3,865	124	132

REGULAR SEASON OT GOALS

1970-1993

DATE	OPPONENT	SCORER	SCORE	TIME
Oct. 26, 1983	at Detroit	Steve Yzerman	6-5 DET	4:38
Nov. 16, 1983	**at Winnipeg**	**Mike Ramsey**	**6-5 BUF**	**0:17**
Feb. 8, 1984	**at Pittsburgh**	**Dave Andreychuk**	**6-5 BUF**	**0:31**
Feb. 17, 1984	**Minnesota**	**Dave Andreychuk**	**5-4 BUF**	**1:31**
Feb. 21, 1984	**at Philadelphia**	**Phil Housley**	**5-4 BUF**	**4:09**
Mar. 11, 1984	**Hartford**	**Mike Foligno**	**4-3 BUF**	**1:53**
Oct. 13, 1984	at Toronto	Jim Benning	4-3 TOR	2:41
Feb. 15, 1985	Montreal	Mats Naslund	4-3 MTL	2:31
Mar. 24, 1985	Boston	Dave Reid	4-3 BOS	0:56
Nov. 30, 1985	at Toronto	Steve Thomas	3-2 TOR	0:26
Jan. 17, 1986	**Montreal**	**Gates Orlando**	**5-4 BUF**	**1:11**
Mar. 11, 1986	at St. Louis	Charlie Bourgeois	3-2 STL	2:04
Oct. 22, 1986	at Pittsburgh	Randy Cunneyworth	5-4 PIT	2:30
Nov. 12, 1986	N.Y. Rangers	Walt Poddubny	2-1 NYR	2:01
Dec. 20, 1986	at Toronto	Steve Thomas	5-4 TOR	4:55
Jan. 8, 1987	at Minnesota	Brian Bellows	5-4 MIN	1:05
Jan. 18, 1987	**Edmonton**	**Scott Arniel**	**6-5 BUF**	**1:49**
Feb. 14, 1988	Chicago	Steve Thomas	4-3 CHI	3:48
Oct. 9, 1988	at Philadelphia	Ron Sutter	4-3 PHI	2:44
Nov. 13, 1988	Edmonton	Esa Tikkanen	5-4 EDM	3:25
Nov. 25, 1988	**Chicago**	**Phil Housley**	**5-4 BUF**	**3:15**
Dec. 3, 1988	at Montreal	Guy Carbonneau	3-2 MTL	4:22
Jan. 4, 1989	Hartford	Brian Lawton	5-4 HFD	3:19
Jan. 21, 1989	**at Boston**	**Pierre Turgeon**	**6-5 BUF**	**3:58**
Oct. 27, 1989	**Toronto**	**Pierre Turgeon**	**6-5 BUF**	**2:30**
Dec. 7, 1989	at Philadelphia	Ron Sutter	4-3 PHI	0:24
Dec. 29, 1989	Boston	Craig Janney	4-3 BOS	1:33
Feb. 20, 1990	**at Winnipeg**	**Mike Hartman**	**4-3 BUF**	**2:06**
Mar. 14, 1990	Los Angeles	Bob Kudelski	6-5 LAK	1:25
Mar. 18, 1990	**Winnipeg**	**Phil Housley**	**4-3 BUF**	**2:03**
Mar. 31, 1990	**at Pittsburgh**	**Uwe Krupp**	**3-2 BUF**	**1:00**
Nov. 23, 1990	**Edmonton**	**Benoit Hogue**	**3-2 BUF**	**0:34**
Dec. 7, 1990	Hartford	Scott Young	4-3 HFD	0:53
Dec. 18, 1990	**at Hartford**	**Dave Andreychuk**	**4-3 BUF**	**1:07**
Feb. 6, 1991	St. Louis	Brett Hull	5-4 STL	4:15
Mar. 20, 1991	**Montreal**	**Dave Andreychuk**	**3-2 BUF**	**1:14**
Nov. 8, 1991	**Philadelphia**	**Donald Audette**	**4-3 BUF**	**1:29**
Nov. 29, 1991	N.Y. Rangers	Mark Messier	5-4 NYR	0:43
Jan. 23, 1992	**at Pittsburgh**	**Donald Audette**	**5-4 BUF**	**4:15**
Mar. 28, 1992	at Boston	Steve Heinze	4-3 BOS	3:59
Oct. 16, 1992	**Tampa Bay**	**Bob Sweeney**	**5-4 BUF**	**2:30**
Nov. 2, 1992	at N.Y. Rangers	Darren Turcotte	7-6 NYR	0:58
Jan. 3, 1993	**St. Louis**	**Brad May**	**6-5 BUF**	**1:20**
Jan. 17, 1993	at Edmonton	Zdeno Ciger	3-2 EDM	0:25
Jan. 19, 1993	**at Calgary**	**Yuri Khmylev**	**3-2 BUF**	**2:07**
Jan. 26, 1993	**at Philadelphia**	**Bob Sweeney**	**4-3 BUF**	**2:23**
Jan. 31, 1993	Edmonton	Kelly Buchberger	5-4 EDM	0:46
Apr. 13, 1993	Montreal	Brian Bellows	3-2 MTL	3:50

REGULAR SEASON OT GOALS

1993-2001

DATE	OPPONENT	SCORER	SCORE	TIME
Dec. 2, 1993	at Florida	Jesse Belanger	2-1 FLA	0:23
Dec. 26, 1993	at NY Islanders	Benoit Hogue	4-3 NYI	2:28
Jan. 7, 1994	Pittsburgh	Ron Francis	4-3 PIT	4:54
Mar. 30, 1994	Tampa Bay	Brian Bradley	3-2 TBL	3:52
Mar. 14, 1995	**at Florida**	**Yuri Khmylev**	**2-1 BUF**	**0:54**
Mar. 18, 1995	at Ottawa	Troy Murray	4-3 OTT	3:42
Dec. 22, 1995	Boston	Ted Donato	3-2 BOS	1:37
Jan. 13, 1996	at Edmonton	Doug Weight	5-4 EDM	4:48
Jan. 30, 1996	at NY Islanders	Mathieu Schneider	5-4 NYI	2:19
Feb. 7, 1996	**Boston**	**Derek Plante**	**2-1 BUF**	**0:24**
Feb. 17, 1996	at Hartford	Geoff Sanderson	2-1 HFD	1:49
Feb. 28, 1996	**at Ottawa**	**Derek Plante**	**3-2 BUF**	**4:36**
Mar. 8, 1996	at Anaheim	Paul Kariya	3-2 ANA	2:03
Mar. 29, 1996	Philadelphia	Bob Corkum	6-5 PHI	3:50
Nov. 9, 1996	at Hartford	Curtis Leschyshyn	4-3 HFD	4:55
Nov. 11, 1996	**Florida**	**Donald Audette**	**3-2 BUF**	**4:01**
Nov. 23, 1996	**at Boston**	**Michal Grosek**	**3-2 BUF**	**2:39**
Dec. 4, 1996	Vancouver	Mike Sillinger	7-6 VAN	3:38
Dec. 11, 1996	**at Montreal**	**Dixon Ward**	**3-2 BUF**	**2:42**
Jan. 12, 1997	**at Phoenix**	**Jason Dawe**	**3-2 BUF**	**0:10**
Mar. 11, 1997	**Philadelphia**	**Michael Peca**	**3-2 BUF**	**0:42**
Mar. 26, 1997	NY Islanders	Bryan Berard	3-2 NYI	1:00
Mar. 28, 1997	at Detroit	Larry Murphy	2-1 DET	3:10
Oct. 31, 1997	**at Carolina**	**Jason Dawe**	**3-2 BUF**	**3:21**
Nov. 1, 1997	**at Florida**	**Dixon Ward**	**4-3 BUF**	**1:14**
Dec 12, 1997	**Carolina**	**Matthew Barnaby**	**3-2 BUF**	**4:45**
Apr. 15, 1998	at New Jersey	Scott Stevens	5-4 NJD	4:38
Dec. 30, 1998	at Ottawa	Andreas Dackell	3-2 OTT	2:24
Jan. 6, 1999	**at Anaheim**	**Michael Peca**	**3-2 BUF**	**0:29**
Feb. 17, 1999	Toronto	Mats Sundin	3-2 TOR	4:04
Mar. 19, 1999	**at NY Rangers**	**Miroslav Satan**	**3-2 BUF**	**1:18**
Mar. 28, 1999	**Pittsburgh**	**Dixon Ward**	**4-3 BUF**	**2:27**
Apr. 17, 1999	at Boston	Hal Gill	2-1 BOS	4:46
Oct. 29, 1999	**Florida**	**Geoff Sanderson**	**3-2 BUF**	**4:54**
Nov. 4, 1999	**at Chicago**	**Curtis Brown**	**5-4 BUF**	**1:14**
Nov. 28, 1999	**at Tampa Bay**	**Michal Grosek**	**3-2 BUF**	**2:26**
Dec. 8, 1999	at Toronto	Steve Thomas	3-2 TOR	1:05
Feb. 10, 2000	**at Nashville**	**Jason Woolley**	**2-1 BUF**	**4:08**
Feb. 12, 2000	at Philadelphia	John LeClair	3-2 PHI	2:28
Mar. 8, 2000	**Boston**	**Stu Barnes**	**2-1 BUF**	**1:54**
Mar. 15, 2000	at San Jose	Jeff Friesen	6-5 SJS	2:56
Apr. 7, 2000	Pittsburgh	Jaromir Jagr	2-1 PIT	0:13
Oct. 21, 2000	at Detroit	Brendan Shanahan	5-4 DET	4:28
Nov. 13, 2000	**Calgary**	**J.P. Dumont**	**3-2 BUF**	**1:29**
Feb. 7, 2001	**NY Islanders**	**Maxim Afinogenov**	**2-1 BUF**	**0:42**
Feb. 10, 2001	**at Ottawa**	**Maxim Afinogenov**	**2-1 BUF**	**1:52**
Mar. 3, 2001	**at Colorado**	**Stu Barnes**	**3-2 BUF**	**2:08**
Oct. 7, 2001	at NY Rangers	Brian Leetch	5-4 NYR	2:45
Dec. 14, 2001	Carolina	Stu Barnes	3-2 BUF	0:50

REGULAR SEASON OT GOALS

2002-2009

DATE	OPPONENT	SCORER	SCORE	TIME
Jan. 27, 2002	**at Washington**	**Stu Barnes**	**3-2 BUF**	**1:30**
Feb. 8, 2002	**Ottawa**	**Jason Woolley**	**3-2 BUF**	**4:21**
Mar. 24, 2002	**at Ottawa**	**Erik Rasmussen**	**3-2 BUF**	**1:27**
Nov. 19, 2002	at New Jersey	Scott Niedermayer	4-3 NJD	1:23
Dec. 31, 2002	vs. NY Islanders	Jason Blake	1-0 NYI	1:36
Jan. 4, 2003	**at Ottawa**	**Ales Kotalik**	**2-1 BUF**	**4:19**
Jan. 25, 2003	at Ottawa	Daniel Alfredsson	4-3 OTT	2:22
Jan. 30, 2003	at St. Louis	Keith Tkachuk	2-1 STL	3:26
Feb. 17, 2003	at Atlanta	Patrik Stefan	4-3 ATL	3:54
Feb. 19, 2003	**vs. Montreal**	**Miroslav Satan**	**2-1 BUF**	**3:49**
Mar. 1, 2003	at NY Islanders	Jason Blake	2-1 NYI	2:42
Mar. 12, 2003	vs. Carolina	Craig Adams	3-2 CAR	3:41
Mar. 22, 2003	at Toronto	Bryan McCabe	3-2 TOR	0:36
Mar. 24, 2003	**vs. Colorado**	**Jochen Hecht**	**4-3 BUF**	**4:15**
Nov. 14, 2003	vs. Pittsburgh	Aleksey Morozov	2-1 PIT	3:09
Feb. 20, 2004	**vs. Tampa Bay**	**Daniel Briere**	**4-3 BUF**	**3:01**
Mar. 11, 2004	vs. Boston	Mike Knuble	3-2 BOS	1:15
Mar. 13, 2004	at Boston	Mike Knuble	3-2 BOS	4:54
Mar. 15, 2004	vs. Toronto	Tomas Kaberle	6-5 TOR	3:45
Mar. 17, 2004	**at Atlanta**	**Derek Roy**	**4-3 BUF**	**0:15**
Oct. 10, 2005	**vs. Pittsburgh**	**Jochen Hecht**	**3-2 BUF**	**4:39**
Dec. 1, 2005	**at Montreal**	**Brian Campbell**	**3-2 BUF**	**2:15**
Dec. 8, 2005	**vs. Anaheim**	**Maxim Afinogenov**	**3-2 BUF**	**2:11**
Dec. 16, 2005	**at Pittsburgh**	**Chris Drury**	**4-3 BUF**	**1:32**
Feb. 7, 2006	**at Montreal**	**Maxim Afinogenov**	**3-2 BUF**	**0:30**
Feb. 9, 2006	vs. Montreal	Alex Kovalev	3-2 MON	0:39
Apr. 5, 2006	**vs. Ottawa**	**Daniel Briere**	**5-4 BUF**	**4:13**
Nov. 5, 2006	**at NY Rangers**	**Daniel Briere**	**4-3 BUF**	**3:57**
Nov. 10, 2006	**vs. Florida**	**Thomas Vanek**	**5-4 BUF**	**0:19**
Nov. 11, 2006	**at Philadelphia**	**Daniel Briere**	**5-4 BUF**	**0:21**
Nov. 24, 2006	vs. Montreal	Sheldon Souray	2-1 MON	4:59
Nov. 26, 2006	**at NY Rangers**	**Chris Drury**	**3-2 BUF**	**1:36**
Dec. 23, 2006	at St. Louis	Bill Guerin	3-2 STL	1:35
Feb. 15, 2007	**vs. Edmonton**	**Daniel Briere**	**2-1 BUF**	**1:02**
Mar. 18, 2007	at Atlanta	Keith Tkachuk	4-3 ATL	4:22
Oct. 15, 2007	**vs. Toronto**	**Paul Gaustad**	**5-4 BUF**	**4:56**
Oct. 27, 2007	**at Tampa Bay**	**Thomas Vanek**	**4-3 BUF**	**4:19**
Nov. 1, 2007	at Boston	Marco Sturm	4-3 BOS	4:07
Nov. 7, 2007	**vs. Boston**	**Clarke MacArthur**	**2-1 BUF**	**3:16**
Feb. 20, 2008	**vs. Tampa Bay**	**Thomas Vanek**	**4-3 BUF**	**2:25**
Mar. 8, 2008	at Carolina	Scott Walker	4-3 CAR	2:50
Mar. 28, 2008	vs. Montreal	Chris Higgins	4-3 MTL	3:38
Mar. 30, 2008	**vs. Boston**	**Andrej Sekera**	**2-1 BUF**	**0:39**
Oct, 23, 2008	**at Minnesota**	**Derek Roy**	**4-3 BUF**	**0:44**
Nov. 7, 2008	vs. Atlanta	Jason Williams	5-4 ATL	0:48
Dec. 20, 2008	at Montreal	Alex Kovalev	4-3 MTL	4:35
Dec. 22, 2008	vs. Pittsburgh	Sidney Crosby	4-3 PIT	0:43
Apr. 1, 2009	at Atlanta	Ilya Kovalchuk	3-2 ATL	4:30
Apr. 3, 2009	**at Washington**	**Jason Pominville**	**5-4 BUF**	**1:51**

REGULAR SEASON OT GOALS

2009-2015

DATE	OPPONENT	SCORER	SCORE	TIME
Nov. 20, 2009	vs. Boston	Patrice Bergeron	2-1 BOS	0:47
Dec. 21, 2009	**at Toronto**	**Derek Roy**	**3-2 BUF**	**3:35**
Jan. 1, 2010	**vs. Atlanta**	**Derek Roy**	**4-3 BUF**	**4:02**
Jan. 14, 2010	**at Atlanta**	**Derek Roy**	**2-1 BUF**	**2:27**
Feb. 11, 2010	at Carolina	Sergei Samsonov	4-3 CAR	1:47
Mar. 5, 2010	**vs. Philadelphia**	**Tim Connolly**	**3-2 BUF**	**2:31**
Mar. 7, 2010	**at NY Rangers**	**Patrick Kaleta**	**2-1 BUF**	**2:22**
Mar. 13, 2010	at Detroit	Brian Rafalski	3-2 DET	0:31
Oct. 13, 2010	vs. New Jersey	Ilya Kovalchuk	1-0 NJD	0:53
Oct. 29, 2010	at Atlanta	Dustin Byfuglien	4-3 ATL	4:31
Nov. 11, 2010	at NY Rangers	Artem Anisimov	3-2 NYR	1:32
Nov. 13, 2010	**vs. Washington**	**Thomas Vanek**	**3-2 BUF**	**4:00**
Nov. 15, 2010	**vs. Vancouver**	**Tyler Myers**	**4-3 BUF**	**4:37**
Dec. 7, 2010	at Boston	Mark Recchi	3-2 BOS	2:11
Jan. 2, 2011	at Colorado	David Jones	4-3 COL	4:17
Jan. 8, 2011	**at Phoenix**	**Drew Stafford**	**2-1 BUF**	**3:12**
Jan. 18, 2011	**vs. Montreal**	**Jason Pominville**	**2-1 BUF**	**1:09**
Jan. 25, 2011	**at Ottawa**	**Shaone Morrisonn**	**3-2 BUF**	**1:59**
Feb. 10, 2011	**at Florida**	**Tyler Myers**	**3-2 BUF**	**4:55**
Feb. 13, 2011	vs. NY Islanders	Michael Grabner	7-6 NYI	2:55
Mar. 3, 2011	at Carolina	Jamie McBain	3-2 CAR	0:26
Mar. 6, 2011	**at Minnesota**	**Drew Stafford**	**3-2 BUF**	**0:46**
Mar. 10, 2011	**at Boston**	**Brad Boyes**	**4-3 BUF**	**3:44**
Mar. 20, 2011	vs. Nashville	Martin Erat	4-3 NSH	0:27
Apr. 2, 2011	at Washington	Alex Ovechkin	5-4 WSH	3:19
Apr. 3, 2011	**at Carolina**	**Marc-Andre Gragnani**	**2-1 BUF**	**2:56**
Apr. 8, 2011	**vs. Philadelphia**	**Thomas Vanek**	**4-3 BUF**	**1:16**
Nov. 8, 2011	**vs. Winnipeg**	**Thomas Vanek**	**6-5 BUF**	**4:35**
Dec. 7, 2011	vs. Philadelphia	Claude Giroux	5-4 PHI	2:37
Dec. 9, 2011	**vs. Florida**	**Jason Pominville**	**2-1 BUF**	**2:19**
Dec. 13, 2011	vs. Ottawa	Jared Cowen	3-2 OTT	0:45
Jan. 7, 2012	vs. Winnipeg	Johnny Oduya	2-1 WPG	0:57
Feb. 25, 2012	at NY Rangers	Ryan Callahan	3-2 NYR	2:59
Mar. 7, 2012	**vs. Carolina**	**Jason Pominville**	**3-2 CAR**	**0:56**
Mar. 12, 2012	**vs. Montreal**	**Tyler Myers**	**3-2 BUF**	**2:01**
Apr. 3, 2012	**vs. Toronto**	**Derek Roy**	**6-5 BUF**	**3:29**
Jan. 29, 2013	vs. Toronto	Matt Frattin	4-3 TOR	4:58
Mar. 16, 2013	vs. Ottawa	Kyle Turris	4-3 OTT	3:54
Mar. 19, 2013	**at Montreal**	**Steve Ott**	**3-2 BUF**	**2:16**
Oct. 8, 2013	vs. Tampa Bay	Alex Killorn	3-2 TBL	1:50
Nov. 29, 2013	**vs. Toronto**	**Christian Ehrhoff**	**3-2 BUF**	**0:38**
Nov. 30, 2013	at New Jersey	Steve Bernier	1-0 NJD	4:19
Dec. 14, 2013	vs. Calgary	Matt Stajan	2-1 CGY	0:42
Dec. 23, 2013	**vs. Phoenix**	**Mark Pysyk**	**2-1 BUF**	**3:47**
Jan. 28, 2014	vs. Washington	Mike Green	5-4 WSH	1:00
Feb. 26, 2014	**vs. Boston**	**Matt D'Agostini**	**5-4 BUF**	**0:22**
Mar. 29, 2014	vs. Tampa Bay	Steven Stamkos	4-3TBL	1:53
Oct. 30, 2014	vs. Boston	Brad Marchand	3-2 BOS	1:20
Dec. 13, 2014	**vs. Florida**	**Nikita Zadorov**	**4-3 BUF**	**0:29**
Dec. 21, 2014	at Boston	Loui Eriksson	4-3 BOS	2:14
Mar. 26, 2015	vs. Arizona	Sam Gagner	4-3 ARI	0:56

REGULAR SEASON OT GOALS

2015-2016

DATE	OPPONENT	SCORER	SCORE	TIME
Oct. 27, 2015	**at Philadelphia**	**Zemgus Girgensons**	**4-3 BUF**	**2:29**
Nov. 14, 2015	vs. San Jose	Patrick Marleau	2-1 SJS	2:59
Dec. 12, 2015	**vs. Los Angeles**	**Ryan O'Reilly**	**2-1 BUF**	**3:19**
Feb. 6, 2016	at Boston	Brad Marchand	2-1 BOS	2:32
Mar. 1, 2016	vs. Edmonton	Connor McDavid	2-1 EDM	3:48
Mar. 12, 2016	**vs. Carolina**	**Jack Eichel**	**3-2 BUF**	**4:59**
Mar. 16, 2016	vs. Montreal	Paul Byron	3-2 MTL	3:15
Apr. 9, 2016	**at NY Islanders**	**Brian Gionta**	**4-3 BUF**	**2:46**

All-Time Record in Overtime Decisions: 102-105

SABRES ALL-TIME HAT TRICKS

1970-1977

SEASON	NO.	PLAYER	OPPONENT	SCORE	DATE	PLACE	GOALIE(S)
1970-71 (6)	1.	Gilbert Perreault	California	4-2 W	1-29-71	California	Gary Smith
	2.	Eddie Shack	Los Angeles	5-2 W	2-4-71	Buffalo	Denis DeJordy
	3.	Gerry Meehan	Detroit	5-6 L	2-20-71	Detroit	Jim Rutherford
	4.	Steve Atkinson	Minnesota	5-2 W	2-28-71	Buffalo	Lorne Worsley (2) Gilles Gilbert (1)
	5.	Eddie Shack (2)	Boston	7-5 W	3-21-71	Boston	Ed Johnston
	6.	Eddie Shack (3)	Pittsburgh	6-4 W	3-31-71	Pittsburgh	Cam Newton
1971-72 (3)	7.	Rick Martin	Vancouver	4-4 T	10-30-71	Vancouver	George Gardner
	# 8.	Craig Ramsay	Minnesota	3-1 W	12-5-71	Buffalo	Cesare Maniago
	9.	Rick Martin (2)	California	4-4 T	1-2-72	Buffalo	Gilles Meloche
1972-73 (4)	*10.	Rick Martin (3)	Atlanta	7-2 W	10-22-72	Buffalo	Phil Myre
	11.	Rene Robert	Minnesota	6-8 L	12-2-72	Minnesota	Gilles Gilbert
	12.	Gerry Meehan (2)	Minnesota	6-8 L	12-2-72	Minnesota	Gilles Gilbert
	13.	Gerry Meehan (3)	Chicago	8-2 W	12-28-72	Buffalo	Gary Smith
1973-74 (6)	14.	Rick Martin (4)	California	3-2 W	10-31-73	Buffalo	Marv Edwards
	15.	Rick Dudley	N.Y. Rangers	8-4 W	12-6-73	Buffalo	Ed Giacomin (2) Gilles Villemure (1)
	16.	Jim Lorentz	Detroit	6-5 W	12-31-73	Detroit	Bill McKenzie
	17.	Rick Martin (5)	Pittsburgh	6-1 W	1-3-74	Buffalo	Jim Rutherford
	18.	Rick Martin (6)	Minnesota	5-2 W	3-17-74	Buffalo	Gump Worsley
	19.	Rick Martin (7)	St. Louis	5-2 W	4-7-74	Buffalo	Wayne Stephenson
1974-75 (8)	20.	Gilbert Perreault (2)	Boston	9-5 W	10-10-74	Buffalo	Gilles Gilbert
	21.	Rene Robert (2)	Montreal	8-6 W	11-13-74	Montreal	Ken Dryden
	*22.	Rick Martin (8)	Washington	5-3 W	12-3-74	Washington	John Adams
	23.	Gilbert Perreault (3)	Washington	9-2 W	12-5-74	Buffalo	John Adams
	# 24.	Don Luce	Washington	4-0 W	12-22-74	Washington	Ron Low
	25.	Craig Ramsay (2)	Washington	9-4 W	2-21-75	Washington	Ron Low
	26.	Rick Martin (9)	Toronto	11-3 W	3-16-75	Toronto	Gord McRae (2) Doug Favell (1)
	27.	Gilbert Perreault (4)	Toronto	11-3 W	3-16-75	Toronto	Gord McRae (2) Doug Favell (1)
1975-76 (14)	28.	Danny Gare	Toronto	8-3 W	10-12-75	Buffalo	Wayne Thomas
	29.	Rick Martin (10)	Washington	5-4 W	10-19-75	Buffalo	Ron Low
	# 30.	Rick Martin (11)	N.Y. Rangers	9-1 W	10-22-75	Buffalo	John Davidson
	31.	Rick Martin (12)	Minnesota	5-2 W	12-18-75	Buffalo	Pete LoPresti (2) Cesare Maniago (1)
	*32.	Rick Martin (13)	Washington	14-2 W	12-21-75	Buffalo	Ron Low (3) Bernie Wolfe (1)
	33.	Fred Stanfield	Washington	14-2 W	12-21-75	Buffalo	Ron Low (2) Bernie Wolfe (1)
	34.	Rick Martin (14)	Montreal	4-2 W	1-5-76	Montreal	Ken Dryden
	35.	Gilbert Perreault (5)	Vancouver	8-5 W	1-8-76	Buffalo	Gary Smith
	36.	Danny Gare (2)	California	9-5 W	2-1-76	California	Gary Simmons
	37.	Rick Martin (15)	Chicago	6-3 W	3-4-76	Buffalo	Tony Esposito
	38.	Gilbert Perreault (6)	Minnesota	8-2 W	3-14-76	Minnesota	Paul Harrison
	39.	Jim Lorentz (2)	Minnesota	8-2 W	3-14-76	Minnesota	Paul Harrison
	40.	Rick Martin (16)	Toronto	4-2 W	3-27-76	Toronto	Wayne Thomas
	41.	Danny Gare (3)	Toronto	5-2 W	4-4-76	Buffalo	Gord McRae
1976-77 (7)	42.	Rick Martin (17)	Vancouver	4-4 T	11-24-76	Buffalo	Cesare Maniago
	43.	Rick Martin (18)	N.Y. Rangers	7-2 W	12-16-76	Buffalo	Gilles Gratton

1977-1983

SEASON	NO.	PLAYER	OPPONENT	SCORE	DATE	PLACE	GOALIE(S)
1976-77 (7)	# 44.	Andre Savard	Cleveland	7-4 W	1-9-77	Buffalo	Gilles Meloche
	45.	Rene Robert (3)	Minnesota	6-2 W	2-13-77	Buffalo	Pete LoPresti
	# 46.	Rene Robert (4)	Toronto	7-2 W	2-14-77	Buffalo	Wayne Thomas
	47.	Jim Lorentz (3)	Chicago	6-3 W	3-2-77	Buffalo	Tony Esposito
	48.	Rene Robert (5)	St. Louis	7-3 W	4-3-77	Buffalo	Ed Staniowski
1977-78 (7)	49.	Danny Gare (4)	Colorado	7-5 W	10-20-77	Buffalo	Michel Plasse
	50.	Craig Ramsay (3)	Colorado	7-5 W	10-20-77	Buffalo	Michel Plasse (2) Doug Favell (1)
	51.	Gilbert Perreault (7)	St. Louis	7-4 W	11-6-77	Buffalo	Ed Staniowski (2) Empty Net (1)
	52.	Gilbert Perreault (8)	Washington	7-6 W	11-19-77	Washington	Bernie Wolfe
	53.	Gilbert Perreault (9)	Los Angeles	7-3 W	12-15-77	Los Angeles	Rogie Vachon
	54.	Gilbert Perreault (10)	Cleveland	3-6 L	1-12-78	Cleveland	Gary Edwards
	55.	Danny Gare (5)	Cleveland	13-3 W	2-25-78	Cleveland	Gilles Meloche (2) Gary Edwards (1)
1978-79 (6)	56.	Rick Martin (19)	St. Louis	7-7 T	10-28-78	St. Louis	Doug Grant (1) Phil Myre (2)
	57.	Jerry Korab	Minnesota	9-2 W	11-19-78	Buffalo	Gary Edwards (1) Pete LoPresti (2)
	58.	Andre Savard (2)	Minnesota	9-2 W	11-19-78	Buffalo	Pete LoPresti
	59.	Rick Martin (20)	Boston	9-2 W	3-28-79	Boston	Jim Pettie
	60.	Danny Gare (6)	Boston	9-3 W	4-5-79	Boston	Gerry Cheevers (2) Jim Pettie (1)
	61.	Jacques Richard	Colorado	5-5 T	4-8-79	Buffalo	Bill Oleschuk
1979-80 (3)	62.	Danny Gare (7)	Winnipeg	6-2 W	12-31-79	Buffalo	Lindsay Middlebrook
	63.	Danny Gare (8)	Pittsburgh	9-0 W	2-7-80	Buffalo	Greg Millen
	*64.	Rick Martin (21)	St. Louis	9-4 W	3-9-80	Buffalo	Ed Staniowski
1980-81 (9)	65.	Danny Gare (9)	Winnipeg	7-4 W	10-22-80	Buffalo	Markus Mattsson
	66.	Rick Dudley (2)	Pittsburgh	10-1 W	12-7-80	Buffalo	Greg Millen (1) Rob Holland (2)
	67.	Gilbert Perreault (11)	Quebec	6-5W	1-21-81	Quebec	Michel Plasse
	68.	Andre Savard (3)	Detroit	7-3 W	2-6-81	Buffalo	Gilles Gilbert
	69.	Ric Seiling	Washington	6-3 W	2-12-81	Buffalo	Dave Parro (2) Empty Net (1)
	70.	Danny Gare (10)	Philadelphia	8-4 W	3-8-81	Buffalo	Pete Peeters
	71.	Jim Schoenfeld	Winnipeg	5-2 W	3-13-81	Winnipeg	Michel Dion
	72.	Gilbert Perreault (12)	Toronto	14-4 W	3-19-81	Buffalo	Michel Larocque
	73.	Andre Savard (4)	Toronto	14-4 W	3-19-81	Buffalo	Michel Larocque (2) Jiri Crha (1)
1981-82 (8)	74.	Tony McKegney	Toronto	6-2 W	10-23-81	Buffalo	Michel Larocque
	# 75.	John Van Boxmeer	N.Y. Islanders	6-2 W	11-7-81	New York	Billy Smith
	76.	Lindy Ruff	N.Y. Islanders	5-2 W	11-29-81	Buffalo	Billy Smith
	77.	Tony McKegney (2)	Colorado	7-1 W	12-9-81	Buffalo	Glenn Resch
	78.	Gilbert Perreault (13)	Detroit	4-2 W	12-12-81	Detroit	Bob Sauve
	79.	Yvon Lambert	Toronto	8-2 W	1-15-82	Buffalo	Michel Larocque
	80.	Mike Foligno	Colorado	6-2 W	2-21-82	Buffalo	Glenn Resch
	81.	Gilbert Perreault (14)	Edmonton	3-6 L	2-24-82	Buffalo	Grant Fuhr
1982-83 (4)	82.	Gilbert Perreault (15)	Washington	9-2 W	10-16-82	Washington	Dave Parro (1) Pat Riggin (2)
	83.	Phil Housley	Winnipeg	5-2 W	1-23-83	Buffalo	Brian Hayward

SABRES ALL-TIME HAT TRICKS

1983-1992

SEASON	NO.	PLAYER	OPPONENT	SCORE	DATE	PLACE	GOALIE(S)
1982-83 (4)	# 84.	Paul Cyr	Boston	3-2 W	3-3-83	Boston	Pete Peeters
	85.	Hannu Virta	Montreal	6-4 W	3-19-83	Montreal	Rick Wamsley
1983-84 (6)	86.	Gilles Hamel	Winnipeg	5-2 W	10-23-83	Buffalo	Brian Hayward
	87.	Mike Foligno (2)	Calgary	11-2 W	11-13-83	Buffalo	Rejean Lemelin
	88.	Gilbert Perreault (16)	Calgary	11-2 W	11-13-83	Buffalo	Rejean Lemelin
	89.	Real Cloutier	Quebec	8-5 W	12-29-83	Buffalo	Brian Ford
	90.	Real Cloutier (2)	Winnipeg	9-4 W	1-4-84	Buffalo	Brian Hayward
	91.	John Tucker	Toronto	4-2 W	4-1-84	Buffalo	Bruce Dowie
1984-85 (3)	92.	Mike Foligno (3)	Quebec	5-4 W	10-19-84	Buffalo	Daniel Bouchard
	93.	Sean McKenna	Boston	3-3 T	12-5-84	Buffalo	Pete Peeters
	# 94.	Gilbert Perreault (17)	Calgary	6-1 W	2-9-85	Calgary	Rejean Lemelin (2) Don Edwards (1)
1985-86 (4)	# 95.	Gilbert Perreault (18)	Quebec	7-5 W	11-22-85	Buffalo	Mario Gosselin (2) Empty Net (1)
	*96.	Lindy Ruff (2)	Quebec	6-2 W	12-15-85	Buffalo	Clint Malarchuk
	97.	Mike Foligno (4)	N.Y. Islanders	4-3 W	12-29-85	Buffalo	Billy Smith
	**98.	Dave Andreychuk	Boston	8-6 W	2-6-86	Boston	Pat Riggin (1) Doug Keans (4)
1986-87 (1)	99.	Wilf Paiement	St. Louis	4-3 W	2-26-87	Buffalo	Rick Wamsley
1987-88 (6)	100.	Dave Andreychuk (2)	Quebec	6-3 W	12-3-87	Buffalo	Mario Brunetta
	101.	Dave Andreychuk (3)	Montreal	6-5 W	1-6-88	Montreal	Brian Hayward
	102.	Phil Housley (2)	New Jersey	7-3 W	1-22-88	Buffalo	Alain Chevrier
	103.	Dave Andreychuk (4)	N.Y. Islanders	4-6 L	2-6-88	N.Y. Islanders	Billy Smith
	104.	Ray Sheppard	Quebec	5-6 L	2-21-88	Buffalo	Mario Gosselin
	105.	Ray Sheppard (2)	Vancouver	7-5 W	3-13-88	Vancouver	Steve Weeks
1988-89 (3)	106.	Dave Andreychuk (5)	Pittsburgh	8-5 W	10-12-88	Buffalo	Wendell Young
	107.	Adam Creighton	N.Y. Rangers	6-4 W	11-2-88	Buffalo	Bob Froese
	108.	Mike Foligno (5)	Hartford	5-3 W	1-31-89	Hartford	Peter Sidorkiewicz
1989-90 (2)	109.	Pierre Turgeon	New Jersey	6-4 W	12-1-89	Buffalo	Chris Terreri (2) Sean Burke (1)
	110.	Dave Andreychuk (6)	Detroit	6-5 W	3-27-90	Detroit	Tim Cheveldae
1990-91 (3)	111.	Pierre Turgeon (2)	Hartford	5-0 W	10-28-90	Buffalo	Peter Sidorkiewicz
	112.	Dale Hawerchuk	Winnipeg	6-2 W	3-13-91	Winnipeg	Bob Essensa (2) Empty Net (1)
	113.	Alexander Mogilny	Washington	5-2 W	3-31-91	Buffalo	Don Beaupre
1991-92 (9)	114.	Pat LaFontaine	San Jose	7-1 W	11-12-91	San Jose	Arturs Irbe (1) Jeff Hackett (2)
	115.	Dave Andreychuk (7)	Boston	4-7 L	11-23-91	Boston	Matt Delguidice
	116.	Tony Tanti	Edmonton	4-4 T	12-20-91	Buffalo	Bill Ranford
	# 117.	Alexander Mogilny (2)	N.Y. Islanders	5-2 W	1-3-92	Buffalo	Glenn Healy (2) Steve Weeks (1)
	118.	Pat LaFontaine (2)	Edmonton	8-2 W	1-10-92	Buffalo	Bill Ranford
	119.	Pat LaFontaine (3)	Montreal	4-3 W	1-25-92	Montreal	Patrick Roy
	120.	Dale Hawerchuk (2)	San Jose	7-6 W	2-14-92	Buffalo	Jarmo Myllys
	121.	Pat LaFontaine (4)	New Jersey	5-4 W	3-6-92	Buffalo	Craig Billington
	*122.	Dave Andreychuk (8)	Los Angeles	8-2 W	3-19-92	Los Angeles	Kelly Hrudey (3) Steve Weeks (1)

SABRES ALL-TIME HAT TRICKS

1992-2006

SEASON	NO.	PLAYER	OPPONENT	SCORE	DATE	PLACE	GOALIE(S)
1992-93 (10)	123.	Alexander Mogilny (3)	Quebec	4-5 L	10-8-92	Buffalo	Ron Hextall
	*124.	Dave Andreychuk (9)	Hartford	8-2 W	11-13-92	Buffalo	Sean Burke (3) Frank Pietrangelo (1)
	125.	Alexander Mogilny (4)	Boston	5-2 W	12-9-92	Buffalo	Andy Moog
	# 126.	Alexander Mogilny (5)	Washington	4-1 W	12-23-92	Buffalo	Don Beaupre
	127.	Alexander Mogilny (6)	N.Y. Rangers	11-6 W	12-31-92	Buffalo	John Vanbiesbrouck (2) Mike Richter (1)
	128.	Yuri Khmylev	N.Y. Rangers	11-6 W	12-31-92	Buffalo	Mike Richter
	129.	Alexander Mogilny (7)	Ottawa	7-2 W	1-2-93	Ottawa	Daniel Berthiaume
	130.	Pat LaFontaine (5)	Calgary	5-3 W	1-10-93	Buffalo	Mike Vernon
	# *131.	Alexander Mogilny (8)	Winnipeg	6-2 W	2-10-93	Winnipeg	Bob Essensa
	*132.	Alexander Mogilny (9)	Detroit	10-7 W	2-24-93	Buffalo	Tim Cheveldae
1993-94 (2)	133.	Alexander Mogilny (10)	Winnipeg	6-0 W	11-19-93	Buffalo	Bob Essensa (2) Stefan Beauregard (1)
	# 134.	Derek Plante	Tampa Bay	3-0 W	12-1-93	Tampa Bay	Daren Puppa
1994-95 (1)	135.	Donald Audette	Ottawa	7-0 W	3-30-95	Buffalo	Craig Billington
1995-96 (3)	136.	Donald Audette (2)	San Jose	7-2 W	11-8-95	Buffalo	Wade Flaherty
	137.	Jason Dawe	Montreal	7-6 W	1-6-96	Montreal	Jocelyn Thibault
	138.	Pat LaFontaine (6)	Florida	6-1 W	2-25-96	Buffalo	John Vanbiesbrouck
1996-97 (2)	139.	Michal Grosek	Vancouver	6-7 L	12-4-96	Buffalo	Mike Fountain
	140.	Miroslav Satan	N.Y. Rangers	5-1 W	4-4-97	Buffalo	Glenn Healy
1997-98 (2)	# 141.	Jason Dawe (2)	Edmonton	4-4 T	11-10-97	Buffalo	Curtis Joseph
	# 142.	Miroslav Satan (2)	Washington	3-0 W	3-1-98	Washington	Olaf Kolzig (2) Empty Net (1)
1998-99 (2)	143.	Geoff Sanderson	Toronto	6-3 W	10-31-98	Toronto	Felix Potvin
	144.	Dixon Ward	N.Y. Rangers	4-2 W	11-25-98	Buffalo	Dan Cloutier
1999-00 (2)	145.	Miroslav Satan (3)	Ottawa	7-4 W	1-8-00	Ottawa	Ron Tugnutt
	146.	Michael Peca	N.Y. Rangers	3-6 L	2-25-00	Buffalo	Mike Richter
2000-01 (2)	# 147.	J.P. Dumont	Boston	3-0 W	12-12-00	Boston	Peter Skudra (2) Empty Net (1)
	148.	Steve Heinze	Vancouver	4-2 W	3-16-01	Buffalo	Bob Essensa
2001-02 (1)	149.	J.P. Dumont (2)	Florida	5-3 W	11-12-01	Florida	Roberto Luongo
2002-03 (3)	# 150.	Curtis Brown	Anaheim	4-0 W	12-4-02	Buffalo	Martin Gerber
	151.	Miroslav Satan (4)	NY Rangers	4-1 W	12-6-02	NY Rangers	Dan Blackurn
	152.	Taylor Pyatt	Montreal	4-1 W	3-28-03	Buffalo	Mathieu Garon
2003-04 (3)	153.	Maxim Afinogenov	Washington	7-1 W	12-31-03	Buffalo	Maxime Ouellet
	154.	Miroslav Satan (5)	Washington	7-1 W	12-31-03	Buffalo	Maxime Ouellet
	* 155.	Miroslav Satan (6)	Atlanta	7-2 W	2-16-04	Buffalo	Pasi Nurminen (1) Byron Dafoe (3)
2005-06 (5)	156.	Taylor Pyatt (2)	Washington	8-5 W	11-17-05	Buffalo	Brent Johnson
	157.	Jochen Hecht	Los Angeles	10-1 W	1-14-06	Buffalo	Mathieu Garon (1) Adam Hauser (2)
	158.	Jason Pominville	Los Angeles	10-1 W	1-14-06	Buffalo	Adam Hauser
	159.	Derek Roy	Toronto	6-2 W	3-3-06	Buffalo	Mikael Tellqvist

2006-2016

SEASON	NO.	PLAYER	OPPONENT	SCORE	DATE	PLACE	GOALIE(S)
2005-06 (5)	160.	Derek Roy (2)	Tampa Bay	8-5 W	3-9-06	Buffalo	John Graeme (1) Sean Burke (1) Empty Net (1)
2006-07 (3)	161.	Chris Drury	NY Rangers	7-4 W	10-14-06	Buffalo	Kevin Weekes
	162.	Daniel Briere	Tampa Bay	4-1 W	12-5-06	Tampa Bay	Marc Denis
	163.	Daniel Briere (2)	Boston	7-1 W	1-30-07	Buffalo	Hannu Toivonen (2) Tim Thomas (1)
2007-08 (6)	164.	Derek Roy (3)	Atlanta	10-1 W	1-18-08	Buffalo	Johan Hedberg (2) Kari Lehtonen (1)
	165.	Drew Stafford	Atlanta	10-1 W	1-18-08	Buffalo	Johan Hedberg
	166.	Thomas Vanek	Ottawa	5-1 W	2-12-08	Ottawa	Ray Emery
	#167.	Thomas Vanek (2)	Tampa Bay	4-3 W	2-20-08	Buffalo	Johan Holmqvist
	#168.	Thomas Vanek (3)	Tampa Bay	7-4 W	3-19-08	Buffalo	Karri Ramo
	#169.	Thomas Vanek (4)	Boston	3-0 W	4-5-08	Boston	Tim Thomas Empty Net (1)
2008-09 (2)	170.	Drew Stafford (2)	Edmonton	10-2 W	1-27-09	Edmonton	Dwayne Roloson J. Drouin-Deslauriers (2)
	#171.	Thomas Vanek (5)	Toronto	5-0 W	2-4-09	Buffalo	Justin Pogge
2009-10 (3)	172.	Jason Pominville (2)	Tampa Bay	6-2 W	3-18-10	Tampa Bay	Antero Niitymaki
	173.	Derek Roy (4)	Tampa Bay	7-1 W	3-27-10	Buffalo	Antero Niitymaki (2) Mike Smith (1)
	*174.	Thomas Vanek (6)	Ottawa	5-2 W	4-10-10	Ottawa	Pascal Leclaire
2010-11 (5)	175.	Drew Stafford (3)	Boston	3-2 W	12-5-10	Buffalo	Tuukka Rask
	176.	Drew Stafford (4)	Boston	7-6 W	1-1-11	Buffalo	Tuukka Rask (1) Tim Thomas (1) Empty Net (1)
	177.	Drew Stafford (5)	Tampa Bay	7-4 W	2-8-11	Tampa Bay	Dwayne Roloson
	178.	Drew Stafford (6)	NY Islanders	7-6 L	2-13-11	Buffalo	Mikko Koskinen (2) Al Montoya (1)
	179.	Thomas Vanek (7)	Tampa Bay	4-2 W	4-5-11	Buffalo	Dwayne Roloson
2011-12 (0)		None					
2012-13 (1)	180.	Thomas Vanek (8)	Boston	7-4 W	1-31-13	Boston	Tuukka Rask
2013-14 (0)		None					
2014-15 (0)		None					
2015-16 (2)	181.	Rasmus Ristolainen	Calgary	3-4 L	12-10-15	Calgary	Jonas Hiller
	182.	Sam Reinhart	Winnipeg	4-2 W	1-10-16	Winnipeg	Connor Hellebuyck

SABRES ALL-TIME HAT TRICKS

SABRES HAT TRICK LEADERS

Rick Martin (21), Gilbert Perreault (18), Danny Gare (10), Alexander Mogilny (10), Dave Andreychuk (9), Thomas Vanek (8), Pat LaFontaine (6), Miroslav Satan (6), Drew Stafford (6), Mike Foligno (5), Rene Robert (5), Derek Roy (4), Andre Savard (4), Jim Lorentz (3), Gerry Meehan (3), Craig Ramsay (3), Eddie Shack (3), Donald Audette (2), Daniel Briere (2), Real Cloutier (2), Jason Dawe (2), Rick Dudley (2), J-P Dumont (2), Dale Hawerchuk (2), Phil Housley (2), Tony McKegney (2), Jason Pominville (2), Taylor Pyatt (2), Lindy Ruff (2), Ray Sheppard (2), Pierre Turgeon (2), Maxim Afinogenov, Steve Atkinson, Curtis Brown, Adam Creighton, Paul Cyr, Chris Drury, Michal Grosek, Gilles Hamel, Jochen Hecht, Steve Heinze, Yuri Khmylev, Jerry Korab, Yvon Lambert, Don Luce, Sean McKenna, Wilf Paiement, Michael Peca, Derek Plante, **Sam Reinhart**, Jacques Richard, **Rasmus Ristolainen**, Geoff Sanderson, Jim Schoenfeld, Rick Seiling, Fred Stanfield, Tony Tanti, John Tucker, John Van Boxmeer, Hannu Virta, Dixon Ward

HAT TRICKS BY DEFENSEMEN

Phil Housley (2), Jerry Korab, **Rasmus Ristolainen**, Jim Schoenfeld, John Van Boxmeer, Hannu Virta

* - Indicates a four-goal game. ** - Indicates a five-goal game.

- Indicates three consecutive and uninterrupted goals (true or natural hat trick). Note: Alexander Mogilny's first three goals in a four-goal game at Winnipeg on 2-10-93 (6-2 W) were consecutive and uninterrupted.

Note: Figure in parentheses for scorer indicates cumulative total with the Sabres.

ALL-TIME HAT TRICKS AGAINST SABRES

1970-1983

SEASON	NO.	PLAYER	OPPONENT	SCORE	DATE	PLACE	GOALIE(S)
1970-71 (3)	1.	Dave Balon	N.Y. Rangers	2-7 L	12-22-70	Buffalo	Roger Crozier
	*2.	Rosaire Paiement	Vancouver	3-6 L	2-9-71	Vancouver	Roger Crozier
	3.	Garry Unger	St. Louis	0-9 L	3-13-71	St. Louis	Joe Daley
1971-72 (4)	4.	Bill Goldsworthy	Minnesota	1-5 L	10-23-71	Minnesota	Dave Dryden
	5.	Nick Libett	Detroit	1-3 L	1-27-72	Buffalo	Roger Crozier (2) Empty Net (1)
	6.	Darryl Sittler	Toronto	1-4 L	2-19-72	Toronto	Roger Crozier
	7.	Jim Johnston	California	3-6 L	3-8-72	California	Dave Dryden (1) Roger Crozier (2)
1972-73 (6)	*8.	Bob Schmautz	Vancouver	5-9 L	11-19-72	Vancouver	Dave Dryden
	9.	Pete Stemkowski	N.Y. Rangers	2-4 L	1-11-73	Buffalo	Dave Dryden
	*10.	Phil Esposito	Boston	0-6 L	1-14-73	Boston	Dave Dryden
	11.	Bill Flett	Philadelphia	3-4 L	1-21-73	Buffalo	Dave Dryden
	12.	Keith McCreary	Atlanta	5-8 L	1-28-73	Buffalo	Roger Crozier
	13.	Rey Comeau	Atlanta	5-8 L	1-28-73	Buffalo	Roger Crozier
1973-74 (2)	14.	Yvan Cournoyer	Montreal	1-7 L	12-22-73	Montreal	Roger Crozier
	15.	Billy Harris	N.Y. Islanders	4-3 W	3-3-74	Buffalo	Dave Dryden
1974-75 (3)	16.	Bob Nevin	Los Angeles	1-4 L	10-13-74	Buffalo	Gary Bromley
	17.	Don Kozak	Los Angeles	2-7 L	10-24-74	Los Angeles	Gary Bromley
	18.	Guy Lapointe	Montreal	8-6 W	11-13-74	Montreal	Gary Bromley
1975-76 (3)	19.	Larry Romanchych	Atlanta	4-7 L	12-14-75	Buffalo	Gerry Desjardins
	20.	Butch Goring	Los Angeles	6-9 L	1-1-76	Buffalo	Gerry Desjardins
	21.	Rick Kehoe	Pittsburgh	7-6 W	3-10-76	Pittsburgh	Al Smith
1976-77 (2)	22.	Bernie Federko	St. Louis	5-6 L	2-5-77	St. Louis	Gerry Desjardins
	23.	Marcel Dionne	Los Angeles	1-5 L	2-27-77	Buffalo	Don Edwards (2) Bob Sauve (1)
1977-78 (0)		None					
1978-79 (3)	24.	Guy Lafleur	Montreal	1-8 L	12-2-78	Montreal	Bob Sauve
	25.	Wayne Cashman	Boston	3-7 L	12-31-78	Buffalo	Don Edwards
	26.	Lanny McDonald	Toronto	3-6 L	4-1-79	Buffalo	Don Edwards
1979-80 (2)	27.	Blaine Stoughton	Hartford	3-5 L	11-21-79	Hartford	Don Edwards
	28.	Bernie Federko (2)	St. Louis	2-3 L	2-9-80	St. Louis	Don Edwards
1980-81 (3)	*29.	Mark Napier	Montreal	5-6 L	12-3-80	Buffalo	Bob Sauve
	30.	Dan Labraaten	Calgary	4-4 T	2-14-81	Calgary	Don Edwards
	31.	Dwight Foster	Boston	4-6 L	3-1-81	Boston	Don Edwards
1981-82 (2)	32.	Stan Smyl	Vancouver	3-4 L	1-27-82	Vancouver	Don Edwards
	33.	Wayne Gretzky	Edmonton	3-6 L	2-24-82	Buffalo	Don Edwards
1982-83 (5)	34.	Peter Stastny	Quebec	4-6 L	10-6-82	Buffalo	Bob Sauve
	35.	Peter Stastny (2)	Quebec	4-6 L	10-9-82	Quebec	Bob Sauve
	36.	John Paul Kelly	Los Angeles	2-7 L	2-10-83	Los Angeles	Jacques Cloutier
	37.	Tim Young	Minnesota	1-5 L	3-8-83	Minnesota	Phil Myre
	38.	Darcy Rota	Vancouver	3-8 L	3-12-83	Vancouver	Phil Myre

ALL-TIME HAT TRICKS AGAINST SABRES

1983-1993

SEASON	NO.	PLAYER	OPPONENT	SCORE	DATE	PLACE	GOALIE(S)
1983-84 (2)	39.	Anton Stastny	Quebec	2-9 L	10-8-83	Quebec	Bob Sauve
	40.	Wayne Babych	St. Louis	2-8 L	12-6-83	St. Louis	Bob Sauve
1984-85 (0)		None					
1985-86 (3)	41.	Paul Lawless	Hartford	4-6 L	12-13-85	Buffalo	Tom Barrasso
	42.	Steve Kasper	Boston	6-6 T	12-31-85	Buffalo	Tom Barrasso
	43.	Steve Larmer	Chicago	7-6 W	3-12-86	Chicago	Tom Barrasso
1986-87 (6)	*44.	Wendel Clark	Toronto	5-5 T	10-11-86	Toronto	Daren Puppa
	45.	Mario Lemieux	Pittsburgh	3-7 L	10-17-86	Buffalo	Tom Barrasso
	46.	Michel Goulet	Quebec	1-6 L	11-21-86	Buffalo	Jacques Cloutier
	47.	Brent Ashton	Quebec	0-7 L	12-13-86	Quebec	Tom Barrasso (2) Jacques Cloutier (1)
	48.	Peter Zezel	Philadelphia	4-7 L	1-28-87	Buffalo	Jacques Cloutier
1987-88 (10)	50.	Ron Francis	Hartford	1-9 L	11-18-87	Hartford	Daren Puppa (2) Jacques Cloutier (1)
	51.	Bob Carpenter	Los Angeles	5-8 L	11-22-87	Buffalo	Daren Puppa (1) Jacques Cloutier (2)
	52.	Bernie Nicholls	Los Angeles	5-8 L	11-22-87	Buffalo	Daren Puppa (2) Empty Net (1)
	*53.	Joe Nieuwendyk	Calgary	1-7 L	12-13-87	Buffalo	Daren Puppa
	54.	Cam Neely	Boston	1-5 L	1-16-88	Boston	Tom Barrasso
	55.	Peter Stastny (3)	Quebec	5-6 L	2-21-88	Buffalo	Tom Barrasso
	56.	Hakan Loob	Calgary	4-10 L	3-12-88	Calgary	Tom Barrasso (2) Jacques Cloutier (1)
	57.	Tony Tanti	Vancouver	7-5 W	3-13-88	Vancouver	Tom Barrasso
	58.	Geoff Courtnall	Edmonton	4-6 L	3-15-88	Edmonton	Jacques Cloutier
	59.	Stephane Richer	Montreal	4-9 L	4-2-88	Montreal	Daren Puppa
1988-89 (4)	60.	Joe Mullen	Calgary	0-9 L	11-5-88	Calgary	Tom Barrasso (1) Daren Puppa (2)
	61.	Trevor Linden	Vancouver	2-4 L	11-22-88	Vancouver	Daren Puppa (2) Empty Net (1)
	62.	Wayne Gretzky (2)	Los Angeles	3-5 L	2-4-89	Los Angeles	Darcy Wakaluk (2) Empty Net (1)
	63.	Mario Lemieux (2)	Pittsburgh	3-7 L	2-14-89	Pittsburgh	Jacques Cloutier
1989-90 (2)	64.	Pat LaFontaine	N.Y. Islanders	2-4 L	12-31-89	Buffalo	Daren Puppa
	65.	Vincent Damphousse	Toronto	3-4 L	3-16-90	Buffalo	Daren Puppa
1990-91 (1)	66.	Bryan Fogarty	Quebec	2-4 L	12-1-90	Quebec	Clint Malarchuk
1991-92 (5)	67.	Owen Nolan	Quebec	5-4 W	10-12-91	Quebec	Daren Puppa
	68.	Murray Craven	Hartford	6-6 T	12-7-91	Hartford	Clint Malarchuk
	69.	Steve Yzerman	Detroit	4-4 T	1-29-92	Detroit	Daren Puppa
	70.	Kevin Miller	Detroit	4-9 L	2-12-92	Buffalo	Daren Puppa
	*71.	Joe Sakic	Quebec	3-7 L	4-14-92	Quebec	Clint Malarchuk
1992-93 (5)	72.	Joe Juneau	Boston	2-5 L	1-12-93	Boston	Daren Puppa
	73.	Sergei Nemchinov	N.Y. Rangers	6-4 W	1-29-93	Buffalo	Tom Draper
	74.	Kelly Buchberger	Edmonton	4-5 L	1-31-93	Buffalo	Tom Draper
	*75.	Brian Bellows	Montreal	4-8 L	2-27-93	Montreal	Grant Fuhr
	76.	Kevin Dineen	Philadelphia	4-7 L	4-15-93	Buffalo	Grant Fuhr (1) Dominik Hasek (2)

ALL-TIME HAT TRICKS AGAINST SABRES

1993-2011

SEASON	NO.	PLAYER	OPPONENT	SCORE	DATE	PLACE	GOALIE(S)
1993-94 (1)	77.	Shawn Burr	Detroit	4-6 L	10-18-93	Buffalo	Grant Fuhr
1994-95 (0)		None					
1995-96 (4)	78.	Pierre Turgeon	Montreal	7-6 W	1-6-96	Montreal	John Blue (2) Martin Biron (1)
	79.	Gary Roberts	Calgary	1-3 L	1-12-96	Calgary	Dominik Hasek
	80.	Russ Courtnall	Vancouver	2-5 L	3-6-96	Vancouver	Dominik Hasek
	*81.	Peter Bondra	Washington	1-5 L	4-3-96	Buffalo	Andrei Trefilov
1996-97 (4)	82.	Ray Sheppard	Florida	3-4 L	11-26-96	Florida	Andrei Trefilov (2) Dominik Hasek (1)
	83.	Bill Guerin	New Jersey	6-5 W	12-31-96	Buffalo	Dominik Hasek
	84.	Paul Kariya	Anaheim	2-5 L	1-10-97	Anaheim	Dominik Hasek
	*85.	Jaroslav Svejkovsky	Washington	3-8 L	4-13-97	Buffalo	Steve Shields
1997-98 (0)		None					
1998-99 (2)	86.	Teemu Selanne	Anaheim	2-7 L	1-1-99	Buffalo	Dominik Hasek
	87.	Vyacheslav Kozlov	Detroit	4-4 T	2-21-99	Buffalo	Dwayne Roloson
1999-00 (2)	88.	Pavel Bure	Florida	2-4 L	12-17-99	Buffalo	Martin Biron (2) Empty Net (1)
	89.	Petr Nedved	NY Rangers	3-6 L	2-25-00	Buffalo	Dominik Hasek (2) Empty Net (1)
2000-01 (2)	90.	Ray Ferraro	Atlanta	4-5 L	2-13-01	Atlanta	Martin Biron
	91.	Jeremy Roenick	Phoenix	3-7 L	2-23-01	Buffalo	Dominik Hasek (2) Martin Biron (1)
2001-02 (2)	92.	Brian Savage	Montreal	2-5 L	10-26-01	Buffalo	Martin Biron
	93.	Jason Arnott	New Jersey	1-4 L	2-10-02	New Jersey	Martin Biron
2002-03 (0)		None					
2003-04 (1)	94.	Vladimir Orszagh	Nashville	1-4 L	11-29-03	Nashville	Martin Biron
2005-06 (2)	*95.	Martin Havlat	Ottawa	4-10 L	11-2-05	Buffalo	Mika Noronen (3) Martin Biron (1)
	*96.	Daniel Alfredsson	Ottawa	4-10 L	11-2-05	Buffalo	Martin Biron
2006-07 (1)	97.	Dany Heatley	Ottawa	3-6 L	1-3-07	Ottawa	Ryan Miller
2007-08 (1)	98.	Tomas Plekanec	Montreal	2-6 L	2-29-08	Buffalo	Ryan Miller
2008-09 (1)	99.	Mike Cammalleri	Calgary	2-5 L	1-28-09	Calgary	Ryan Miller
2009-10 (2)	100.	Jeff Tambellini	NY Islanders	0-5 L	10-31-09	NY Islanders	Ryan Miller (2) Patrick Lalime (1)
	101.	Sidney Crosby	Pittsburgh	4-5 L	2-1-10	Pittsburgh	Ryan Miller
2010-11 (5)	102.	Derek Stepan	NY Rangers	3-6 L	10-9-10	Buffalo	Ryan Miller
	103.	Daniel Alfredsson (2)	Ottawa	2-4 L	10-22-10	Buffalo	Ryan Miller (2) Empty Net (1)
	104.	John Tavares	NY Islanders	3-5 L	1-15-11	NY Islanders	Ryan Miller
	105.	Michael Grabner	NY Islanders	6-7 L	2-13-11	Buffalo	Ryan Miller
	106.	Blake Geoffrion	Nashville	3-4 L	3-20-11	Buffalo	Ryan Miller

ALL-TIME HAT TRICKS AGAINST SABRES

2011-2016

SEASON	NO.	PLAYER	OPPONENT	SCORE	DATE	PLACE	GOALIE(S)
2011-12 (2)	107.	Evgeni Malkin	Pittsburgh	3-8 L	12-17-11	Pittsburgh	Ryan Miller (1) Jhonas Enroth (2)
	108.	Ilya Kovalchuk	New Jersey	1-4 L	2-14-12	Buffalo	Ryan Miller
2012-13 (2)	109.	Eric Staal	Carolina	3-6 L	1-24-13	Carolina	Jhonas Enroth
	110.	Brad Richards	NY Rangers	4-8 L	4-19-13	Buffalo	Ryan Miller (1) Jhonas Enroth (2)
2013-14 (1)	111.	Ryan Getzlaf	Anaheim	2-6 L	11-8-13	Anaheim	Ryan Miller
2014-15 (5)	112.	Corey Perry	Anaheim	1-4 L	10-22-14	Anaheim	Michal Neuvirth
	113.	Jori Lehtera	St. Louis	1-6 L	11-11-14	St. Louis	Michal Neuvirth
	114.	Nino Niederreiter	Minnesota	3-6 L	11-13-14	Minnesota	Jhonas Enroth
	115.	Bobby Ryan	Ottawa	2-5 L	12-29-14	Ottawa	Jhonas Enroth
	116.	Henrik Zetterberg	Detroit	4-6 L	1-18-15	Detroit	Jhonas Enroth
2015-16 (1)	117.	Radim Vrbata	Vancouver	2-5 L	12-7-15	Vancouver	Linus Ullmark

OPPONENT HAT TRICK LEADERS

Peter Stastny (3), Daniel Alfredsson (2), Bernie Federko (2), Wayne Gretzky (2), Mario Lemieux (2)

* - indicates 4-goal game.

NOTE: Figure in parentheses for scorer indicates cumulative total against the Sabres.

1970-1981

SEASON	NO.	GOALTENDER	OPPONENT	SCORE	DATE	PLACE	SAVES
1970-71 (3)	1.	Roger Crozier	Minnesota	1-0	12-6-70	Buffalo	24
	2.	Joe Daley	California	3-0	2-12-71	Buffalo	26
	3.	Dave Dryden	Minnesota	5-0	3-14-71	Minnesota	35
1971-72 (2)	4.	Roger Crozier (2)	Los Angeles	2-0	12-2-71	Buffalo	31
	5.	Roger Crozier (3)	Vancouver	1-0	1-20-72	Buffalo	29
1972-73 (6)	6.	Roger Crozier (4)	Vancouver	6-0	10-19-72	Buffalo	31
	7.	Roger Crozier (5)	California	0-0	11-9-72	Buffalo	23
	8.	Roger Crozier (6)	Pittsburgh	1-0	11-12-72	Buffalo	18
	9.	Dave Dryden (2)	Toronto	4-0	12-17-72	Buffalo	21
	10.	Dave Dryden (3)	Philadelphia	2-0	1-7-73	Buffalo	35
	11.	Dave Dryden (4)	California	4-0	2-8-73	Buffalo	24
1973-74 (1)	12.	Dave Dryden (5)	St. Louis	1-0	1-13-74	Buffalo	18
1974-75 (7)	13.	Gary Bromley	St. Louis	2-0	10-26-74	St. Louis	21
	14.	Roger Crozier (7)	Atlanta	4-0	11-17-74	Buffalo	25
	15.	Gary Bromley (2)	Minnesota	5-0	12-8-74	Buffalo	14
	16.	Gary Bromley (3)	Washington	4-0	12-22-74	Washington	26
	17.	Roger Crozier (8)	California	4-0	1-15-75	California	26
	18.	Gary Bromley (4)	Kansas City	5-0	1-19-75	Buffalo	20
	19.	Roger Crozier (9)	Los Angeles	5-0	2-27-75	Buffalo	21
1975-76 (3)	20.	Roger Crozier (10)	Detroit	4-0	10-9-75	Buffalo	18
	21.	Gerry Desjardins	Boston	4-0	11-5-75	Buffalo	16
	22.	Gerry Desjardins (2)	Pittsburgh	6-0	1-11-76	Buffalo	28
1976-77 (5)	23.	Gerry Desjardins (3)	Vancouver	4-0	10-20-76	Buffalo	29
	24.	Gerry Desjardins (4)	St. Louis	5-0	11-10-76	Buffalo	38
	25.	Gerry Desjardins (5)	Colorado	3-0	1-16-77	Buffalo	21
	26.	Don Edwards	Chicago	3-0	2-16-77	Buffalo	23
	27.	Don Edwards (2)	Philadelphia	2-0	2-24-77	Buffalo	25
1977-78 (5)	28.	Don Edwards (3)	Montreal	4-0	10-30-77	Montreal	34
	29.	Don Edwards (4)	Vancouver	3-0	12-11-77	Buffalo	19
	30.	Don Edwards (5)	NY Rangers	2-0	2-9-78	Buffalo	25
	31.	Don Edwards (6)	Los Angeles	5-0	2-16-78	Buffalo	29
	32.	Don Edwards (7)	Philadelphia	4-0	2-23-78	Buffalo	20
1978-79 (2)	33.	Don Edwards (8)	Toronto	1-0	10-19-78	Buffalo	19
	34.	Don Edwards (9)	Washington	2-0	11-11-78	Washington	25
1979-80 (6)	35.	Bob Sauve	Quebec	3-0	10-27-79	Quebec	19
	36.	Bob Sauve (2)	Chicago	0-0	10-31-79	Chicago	20
	37.	Bob Sauve (3)	Washington	2-0	12-2-79	Buffalo	20
	38.	Don Edwards (10)	Detroit	4-0	12-10-79	Buffalo	14
	39.	Bob Sauve (4)	Vancouver	3-0	2-3-80	Buffalo	22
	40.	Don Edwards (11)	Pittsburgh	9-0	2-7-80	Buffalo	25
1980-81 (5)	41.	Bob Sauve (5)	Edmonton	2-0	10-15-80	Buffalo	15
	42.	Don Edwards (12)	NY Rangers	4-0	1-18-81	Buffalo	30
	43.	Don Edwards (13)	Winnipeg	4-0	2-1-81	Buffalo	23
	44.	Don Edwards (14)	Philadelphia	4-0	2-5-81	Philadelphia	31
	45.	Bob Sauve (6)	Calgary	4-0	3-4-81	Buffalo	24

SABRES ALL-TIME SHUTOUTS

1981-1996

SEASON	NO.	GOALTENDER	OPPONENT	SCORE	DATE	PLACE	SAVES
1981-82 (0)		None					
1982-83 (1)	46.	Bob Sauve (7)	Quebec	0-0	2-5-83	Quebec	22
1983-84 (2)	47.	Tom Barrasso	Los Angeles	4-0	1-18-84	Los Angeles	30
	48.	Tom Barrasso (2)	New Jersey	6-0	3-24-84	New Jersey	24
1984-85 (5)	49.	Tom Barrasso (3)	Toronto	6-0	12-26-84	Buffalo	22
	50.	Tom Barrasso (4)	Winnipeg	4-0	12-28-84	Buffalo	14
	51.	Tom Barrasso (5)	Boston	3-0	1-10-85	Boston	20
	52.	Tom Barrasso (6)	Hartford	2-0	1-19-85	Hartford	14
	53.	Tom Barrasso (7)	Washington	4-0	3-2-85	Washington	23
1985-86 (4)	54.	Tom Barrasso (8)	Montreal	6-0	10-16-85	Montreal	25
	55.	Daren Puppa	Edmonton	2-0	11-1-85	Edmonton	37
	56.	Tom Barrasso (9)	Hartford	2-0	11-19-85	Hartford	23
	57.	Jacques Cloutier	Philadelphia	1-0	3-27-86	Philadelphia	30
1986-87 (2)	58.	Tom Barrasso (10)	Montreal	0-0	10-15-86	Buffalo	28
	59.	Tom Barrasso (11)	Hartford	6-0	4-5-87	Buffalo	14
1987-88 (2)	60.	Tom Barrasso (12)	St. Louis	3-0	2-16-88	St. Louis	25
	61.	Tom Barrasso (13)	Boston	3-0	3-6-88	Buffalo	32
1988-89 (2)	62.	Daren Puppa (2)	NY Islanders	3-0	11-12-88	New York	34
	63.	Clint Malarchuk	NY Rangers	2-0	3-8-89	New York	32
1989-90 (1)	64.	Daren Puppa (3)	Hartford	5-0	3-10-90	Hartford	31
1990-91 (3)	65.	Clint Malarchuk (2)	Hartford	5-0	10-28-90	Buffalo	29
	66.	Daren Puppa (4)	Chicago	5-0	12-28-90	Buffalo	33
	67.	Daren Puppa (5)	Winnipeg	2-0	2-10-91	Winnipeg	24
1991-92 (1)	68.	Tom Draper	Chicago	2-0	11-22-91	Buffalo	29
1992-93 (0)		None					
1993-94 (9)	69.	Grant Fuhr	Winnipeg	6-0	11-19-93	Buffalo	22
	70.	Dominik Hasek	Toronto	3-0	11-29-93	Toronto	24
	71.	Dominik Hasek (2)	Tampa Bay	3-0	12-1-93	Tampa Bay	33
	72.	Dominik Hasek (3)	Hartford	3-0	12-11-93	Hartford	25
	73.	Dominik Hasek (4)	Los Angeles	2-0	12-17-93	Buffalo	27
	74.	Dominik Hasek (5)	Montreal	5-0	12-23-93	Buffalo	25
	75.	Dominik Hasek (6)	Anaheim	3-0	3-9-94	Anaheim	24
	76.	Grant Fuhr (2)	Boston	5-0	4-1-94	Buffalo	31
	77.	Dominik Hasek (7)	Montreal	1-0	4-8-94	Buffalo	31
1994-95 (5)	78.	Dominik Hasek (8)	Washington	1-0	2-2-95	Washington	33
	79.	Dominik Hasek (9)	Florida	3-0	3-24-95	Buffalo	28
	80.	Dominik Hasek (10)	Ottawa	7-0	3-30-95	Buffalo	35
	81.	Dominik Hasek (11)	Florida	5-0	4-26-95	Buffalo	31
	82.	Dominik Hasek (12)	Montreal	2-0	5-1-95	Buffalo	32
1995-96 (2)	83.	Dominik Hasek (13)	Ottawa	6-0	11-19-95	Buffalo	31
	84.	Dominik Hasek (14)	St. Louis	2-0	11-27-95	St. Louis	30

1996-2002

SEASON	NO.	GOALTENDER	OPPONENT	SCORE	DATE	PLACE	SAVES
1996-97 (5)	85.	Dominik Hasek (15)	Colorado	0-0	11-2-96	Colorado	32
	86.	Dominik Hasek (16)	Tampa Bay	3-0	11-27-96	Tampa Bay	32
	87.	Dominik Hasek (17)	Ottawa	3-0	11-29-96	Buffalo	31
	88.	Dominik Hasek (18)	Boston	4-0	12-14-96	Boston	29
	89.	Dominik Hasek (19)	New Jersey	0-0	12-23-96	New Jersey	37
1997-98 (13)	90.	Dominik Hasek (20)	Boston	5-0	11-20-97	Boston	29
	91.	Dominik Hasek (21)	Anaheim	4-0	12-3-97	Buffalo	29
	92.	Dominik Hasek (22)	Tampa Bay	4-0	12-5-97	Buffalo	38
	93.	Dominik Hasek (23)	Montreal	1-0	12-19-97	Buffalo	42
	94.	Dominik Hasek (24)	NY Rangers	2-0	12-21-97	New York	33
	95.	Dominik Hasek (25)	NY Rangers	3-0	12-26-97	Buffalo	28
	96.	Dominik Hasek (26)	Ottawa	3-0	12-31-97	Buffalo	36
	97.	Dominik Hasek (27)	Washington	3-0	3-1-98	Washington	36
	98.	Dominik Hasek (28)	NY Rangers	1-0	3-2-98	New York	33
	99.	Dominik Hasek (29)	Pittsburgh	3-0	3-15-98	Buffalo	22
	100.	Dominik Hasek (30)	Calgary	2-0	3-24-98	Calgary	29
	101.	Dominik Hasek (31)	Edmonton	1-0	3-27-98	Edmonton	20
	102.	Dominik Hasek (32)	Los Angeles	4-0	4-1-98	Buffalo	37
1998-99 (10)	103.	Dominik Hasek (33)	Colorado	3-0	10-10-98	Colorado	32
	104.	Dominik Hasek (34)	NY Rangers	0-0	10-27-98	New York	16
	105.	Dominik Hasek (35)	Washington	2-0	11-12-98	Washington	23
	106.	Dominik Hasek (36)	Philadelphia	3-0	12-4-98	Buffalo	31
	107.	Dominik Hasek (37)	NY Rangers	2-0	12-11-98	Buffalo	16
	108.	Dominik Hasek (38)	Tampa Bay	2-0	12-23-98	Buffalo	38
	109.	Dominik Hasek (39)	New Jersey	2-0	12-26-98	New Jersey	34
	110.	Dominik Hasek (40)	Florida	4-0	1-18-99	Florida	33
	111.	Dwayne Roloson	Vancouver	2-0	2-28-99	Vancouver	15
	112.	Dominik Hasek (41)	Washington	3-0	4-18-99	Buffalo	25
1999-00 (8)	113.	Martin Biron	Atlanta	4-0	11-19-99	Atlanta	18
	114.	Martin Biron (2)	Ottawa	0-0	12-8-99	Buffalo	30
	115.	Martin Biron (3)	Boston	0-0	1-13-00	Boston	39
	116.	Martin Biron (4)	Anaheim	5-0	1-17-00	Anaheim	17
	117.	Martin Biron (5)	Ottawa	1-0	1-28-00	Buffalo	21
	118.	Dominik Hasek (42)	Colorado	2-0	2-8-00	Colorado	24
	119.	Dominik Hasek (43)	Montreal	2-0	4-1-00	Montreal	27
	120.	Dominik Hasek (44)	New Jersey	5-0	4-6-00	New Jersey	32
2000-01 (13)	121.	Dominik Hasek (45)	NY Islanders	3-0	11-9-00	Buffalo	22
	122.	Dominik Hasek (46)	New Jersey	4-0	11-11-00	New Jersey	23
	123.	Dominik Hasek (47)	Boston	3-0	12-12-00	Boston	22
	124.	Dominik Hasek (48)	Ottawa	2-0	12-29-00	Buffalo	34
	125.	Martin Biron (6)	NY Islanders	2-0	12-30-00	New York	15
	126.	Martin Biron (7)	Nashville	2-0	1-6-01	Nashville	29
	127.	Dominik Hasek (49)	Anaheim	4-0	1-12-01	Anaheim	21
	128.	Dominik Hasek (50)	Florida	1-0	1-19-01	Buffalo	21
	129.	Dominik Hasek (51)	Ottawa	2-0	2-19-01	Buffalo	30
	130.	Dominik Hasek (52)	New Jersey	1-0	2-22-01	New Jersey	24
	131.	Dominik Hasek (53)	Toronto	3-0	3-20-01	Buffalo	16
	132.	Dominik Hasek (54)	Atlanta	4-0	3-26-01	Atlanta	19
	133.	Dominik Hasek (55)	Atlanta	1-0	3-30-01	Buffalo	30

2001-2012

SEASON	NO.	GOALTENDER	OPPONENT	SCORE	DATE	PLACE	SAVES
2001-02 (4)	134.	Martin Biron (8)	Atlanta	8-0	11-8-01	Buffalo	16
	135.	Martin Biron (9)	NY Islanders	5-0	3-7-02	New York	26
	136.	Martin Biron (10)	Montreal	3-0	3-8-02	Buffalo	26
	137.	Martin Biron (11)	Montreal	3-0	4-13-02	Montreal	22
2002-03 (6)	138.	Martin Biron (12)	Anaheim	4-0	12-4-02	Buffalo	22
	139.	Ryan Miller	Minnesota	1-0	1-14-03	Minnesota	22
	140.	Martin Biron (13)	Phoenix	1-0	1-18-03	Phoenix	30
	141.	Martin Biron (14)	Pittsburgh	0-0	1-21-03	Buffalo	23
	142.	Martin Biron (15)	Toronto	4-0	1-24-03	Buffalo	27
	143.	Mika Noronen	Florida	4-0	3-8-03	Florida	29
2003-04 (4)	144.	Mika Noronen (2)	Calgary	2-0	10-18-03	Calgary	20
	145.	Mika Noronen (3)	Carolina	5-0	11-21-03	Buffalo	35
	146.	Martin Biron (16)	Washington	6-0	3-10-04	Washington	27
	147.	Martin Biron (17)	Columbus	6-0	3-29-04	Buffalo	23
2005-06 (2)	148.	Ryan Miller (2)	Toronto	6-0	4-16-06	Buffalo	31
	149.	Martin Biron (18)	Carolina	4-0	4-18-06	Carolina	33
2006-07 (2)	150.	Ryan Miller (3)	NY Islanders	3-0	10-26-06	New York	29
	151.	Ryan Miller (4)	Washington	2-0	4-7-07	Washington	26
2007-08 (5)	152.	Ryan Miller (5)	Atlanta	6-0	10-11-07	Buffalo	20
	153.	Jocelyn Thibault	Montreal	3-0	11-24-07	Montreal	24
	154.	Ryan Miller (6)	Florida	1-0	1-30-08	Florida	32
	155.	Ryan Miller (7)	Toronto	1-0	2-13-08	Buffalo	35
	156.	Jocelyn Thibault (2)	Boston	3-0	4-5-08	Boston	17
2008-09 (5)	157.	Ryan Miller (8)	Washington	5-0	11-1-08	Buffalo	29
	158.	Ryan Miller (9)	New Jersey	2-0	11-3-08	New Jersey	24
	159.	Ryan Miller (10)	Los Angeles	5-0	12-19-08	Buffalo	40
	160.	Ryan Miller (11)	Phoenix	2-0	1-31-09	Phoenix	28
	161.	Ryan Miller (12)	Toronto	5-0	2-4-09	Buffalo	16
2009-10 (5)	162.	Ryan Miller (13)	Nashville	1-0	10-10-09	Nashville	25
	163.	Ryan Miller (14)	NY Islanders	3-0	11-4-09	Buffalo	24
	164.	Ryan Miller (15)	Toronto	3-0	11-30-09	Toronto	38
	165.	Ryan Miller (16)	Washington	3-0	12-9-09	Buffalo	35
	166.	Ryan Miller (17)	Montreal	1-0	1-3-10	Montreal	30
2010-11 (6)	167.	Ryan Miller (18)	Columbus	5-0	12-3-10	Buffalo	19
	168.	Ryan Miller (19)	Ottawa	1-0*	12-4-10	Ottawa	32
	169.	Ryan Miller (20)	San Jose	3-0	1-6-11	San Jose	36
	170.	Ryan Miller (21)	Montreal	2-0	3-22-11	Montreal	31
	171.	Ryan Miller (22)	New Jersey	2-0	3-26-11	Buffalo	30
	172.	Jhonas Enroth	NY Rangers	1-0	3-30-11	Buffalo	23
2011-12 (7)	173.	Ryan Miller (23)	Florida	3-0	10-20-11	Florida	22
	174.	Jhonas Enroth (2)	Carolina	1-0	11-18-11	Carolina	34
	175.	Ryan Miller (24)	NY Rangers	0-1**	2-1-12	Buffalo	29
	176.	Ryan Miller (25)	Boston	6-0	2-8-12	Buffalo	36
	177.	Ryan Miller (26)	Anaheim	2-0	2-29-12	Anaheim	43
	178.	Ryan Miller (27)	San Jose	1-0	3-1-12	San Jose	39
	179.	Ryan Miller (28)	Montreal	3-0	3-21-12	Buffalo	34

2012-2016

SEASON	NO.	GOALTENDER	OPPONENT	SCORE	DATE	PLACE	SAVES
2012-13 (1)	180.	Jhonas Enroth (3)	Philadelphia	1-0	4-13-13	Buffalo	29
2013-14 (0)		None					
2014-15 (1)	181.	Jhonas Enroth (4)	Los Angeles	1-0	12-9-14	Buffalo	34
2015-16 (1)	182.	Chad Johnson	Anaheim	3-0	12-17-15	Buffalo	44
	183.	Robin Lehner	Columbus	4-0	2-19-16	Columbus	38

SABRES SHUTOUT LEADERS

Dominik Hasek (55), Ryan Miller (28), Martin Biron (18), Don Edwards (14), Tom Barrasso (13), Roger Crozier (10), Bob Sauve (7), Gerry Desjardins (5), Dave Dryden (5), Daren Puppa (5), Gary Bromley (4), Jhonas Enroth (4), Mika Noronen (3), Grant Fuhr (2), Clint Malarchuk (2), Jocelyn Thibault (2), Jacques Cloutier, Joe Daley, Tom Draper, Chad Johnson, Robin Lehner, Dwayne Roloson

NOTE: Figure in parentheses for goaltender indicates cumulative total with the Sabres.

* Buffalo won 1-0 in a shootout. Ottawa's Brian Elliott was also credited with a shutout.
** New York won 1-0 in a shootout. New York's Henrik Lundqvist was credited with the shutout win.

ALL-TIME SHUTOUTS AGAINST SABRES

1970-1985

SEASON	NO.	GOALTENDER	OPPONENT	SCORE	DATE	PLACE	SAVES
1970-71 (9)	1.	Ed Giacomin	NY Rangers	3-0	10-14-70	New York	15
	2.	Phil Myre	Montreal	3-0	10-15-70	Buffalo	14
	3.	Tony Esposito	Chicago	4-0	10-25-70	Buffalo	27
	4.	Cesar Maniago	Minnesota	3-0	11-21-70	Minnesota	22
	5.	Bruce Gamble	Toronto	4-0	12-13-70	Buffalo	17
	6.	Ed Giacomin (2)	NY Rangers	4-0	12-16-70	New York	20
	7.	Jacques Plante	Toronto	2-0	12-19-70	Toronto	24
	8.	Jacques Plante (2)	Toronto	2-0	2-27-71	Toronto	28
	9.	Glenn Hall	St. Louis	9-0	3-13-71	St. Louis	27
1971-72 (3)	10.	Doug Favell	Philadelphia	5-0	12-16-71	Philadelphia	35
	11.	Jim Rutherford	Pittsburgh	2-0	2-17-72	Buffalo	23
	12.	Ken Dryden	Montreal	4-0	2-20-72	Buffalo	32
1972-73 (4)	13.	Marv Edwards	California	0-0	11-9-72	Buffalo	28
	14.	Rogie Vachon	Los Angeles	2-0	12-23-72	Los Angeles	20
	15.	Ed Johnston	Boston	6-0	1-14-73	Boston	20
	16.	Jacques Caron	St. Louis	2-0	3-13-73	St. Louis	23
1973-74 (3)	17.	Gilles Meloche	California	2-0	11-18-73	Buffalo	27
	18.	Dan Bouchard	Atlanta	3-0	1-9-74	Atlanta	32
	19.	Gilles Gilbert	Boston	4-0	3-12-74	Boston	27
1974-75 (1)	20.	Bernie Parent	Philadelphia	6-0	2-1-75	Philadelphia	26
1975-76 (2)	21.	Gary Smith	Vancouver	4-0	11-25-75	Vancouver	35
	22.	Glenn Resch	NY Islanders	3-0	12-7-75	Buffalo	22
1976-77 (3)	23.	Ed Giacomin (3)	Detroit	4-0	10-9-76	Detroit	20
	24.	Glenn Resch (2)	NY Islanders	3-0	12-4-76	New York	33
	25.	Gary Edwards (2)	Cleveland	3-0	1-23-77	Buffalo	27
1977-78 (3)	26.	Mike Veisor	Chicago	2-0	10-16-77	Buffalo	34
	27.	Ron Grahame	Boston	2-0	11-23-77	Buffalo	21
	28.	Ron Low	Detroit	7-0	3-28-78	Detroit	25
1978-79 (3)	29.	Mike Palmateer	Toronto	2-0	10-18-78	Toronto	21
	30.	Mario Lessard	Los Angeles	6-0	10-26-78	Los Angeles	18
	31.	Glenn Resch (3)	NY Islanders	2-0	3-31-79	New York	32
1979-80 (2)	32.	Jim Rutherford (2)	Detroit	4-0	10-25-79	Detroit	26
	33.	Tony Esposito (2)	Chicago	0-0	10-31-79	Chicago	21
1980-81 (0)		None					
1981-82 (1)	34.	Rick Wamsley	Montreal	9-0	10-10-81	Montreal	22
1982-83 (4)	35.	Murray Bannerman	Chicago	4-0	10-20-82	Chicago	37
	36.	Pete Peeters	Boston	4-0	1-20-83	Boston	20
	37.	Dan Bouchard (2)	Quebec	0-0	2-5-83	Quebec	22
	38.	Brian Hayward	Winnipeg	6-0	3-9-83	Winnipeg	24
1983-84 (2)	39.	Billy Smith	NY Islanders	4-0	11-5-83	New York	25
	40.	Andy Moog	Edmonton	7-0	11-18-83	Edmonton	29
1984-85 (0)		None					

ALL-TIME SHUTOUTS AGAINST SABRES

1985-1997

SEASON	NO.	GOALTENDER	OPPONENT	SCORE	DATE	PLACE	SAVES
1985-86 (2)	41.	Pat Riggin	Boston	4-0	1-4-86	Boston	24
	42.	Bob Froese	Philadelphia	4-0	2-12-86	Buffalo	28
1986-87 (4)	43.	Patrick Roy	Montreal	0-0	10-15-86	Buffalo	23
	44.	Mike Liut	Hartford	3-0	11-26-86	Hartford	27
	45.	Clint Malarchuk	Quebec	7-0	12-13-86	Quebec	28
	46.	Don Beaupre	Minnesota	5-0	1-20-87	Minnesota	27
1987-88 (4)	47.	Grant Fuhr	Edmonton	5-0	11-7-87	Edmonton	26
	48.	Rejean Lemelin	Boston	9-0	12-22-87	Boston	33
	49.	Rejean Lemelin (2)	Boston	2-0	12-31-87	Buffalo	17
	50.	Greg Stefan	Detroit	4-0	3-1-88	Detroit	19
1988-89 (3)	51.	Rick Wamsley (2)	Calgary	9-0	11-5-88	Calgary	21
	52.	Peter Sidorkiewicz	Hartford	9-0	12-6-88	Hartford	31
	53.	Jon Casey	Minnesota	3-0	3-18-89	Minnesota	27
1989-90 (4)	54.	Grant Fuhr (2)	Edmonton	3-0	11-17-89	Edmonton	30
	55.	Mark Fitzpatrick	NY Islanders	3-0	12-5-89	New York	32
	56.	Patrick Roy (2)	Montreal	1-0	2-3-90	Montreal	30
	57.	Glenn Healy	NY Islanders	1-0	2-4-90	Buffalo	39
1990-91 (2)	58.	John Vanbiesbrouck	NY Rangers	5-0	11-26-90	New York	27
	59.	Jeff Reese	Toronto	3-0	2-17-91	Buffalo	28
1991-92 (3)	60.	Patrick Roy (3)	Montreal	5-0	11-2-91	Montreal	15
	61.	Craig Billington	New Jersey	3-0	12-28-91	New Jersey	26
	62.	Darcy Wakaluk	Minnesota	2-0	2-7-92	Buffalo	39
1992-93 (3)	63.	Patrick Roy (4)	Montreal	3-0	11-30-92	Montreal	23
	64.	Andy Moog (2)	Boston	2-0	3-24-93	Buffalo	21
	65.	Andy Moog (3)	Boston	3-0	4-4-93	Buffalo	31
1993-94 (4)	66.	Chris Terreri	New Jersey	4-0	11-17-93	New Jersey	30
	67.	Mike Richter	NY Rangers	2-0	12-13-93	New York	28
	68.	Tommy Soderstrom	Philadelphia	2-0	12-27-93	Buffalo	30
	69.	Daren Puppa	Tampa Bay	4-0	1-24-94	Tampa Bay	23
1994-95 (0)		None					
1995-96 (5)	70.	Darcy Wakaluk (2)	Dallas	3-0	10-24-95	Dallas	27
	71.	Tom Barrasso	Pittsburgh	1-0	1-17-96	Buffalo	31
	72.	Jim Carey	Washington	1-0	1-26-96	Washington	20
	73.	Kirk McLean	Vancouver	3-0	3-3-96	Buffalo	32
	74.	Eric Fichaud	NY Islanders	3-0	4-6-96	New York	20
1996-97 (10)	75.	Rick Tabaracci	Calgary	3-0	10-6-96	Calgary	19
	76.	Corey Schwab	Tampa Bay	4-0	10-15-96	Buffalo	22
	77.	Andy Moog (4)	Dallas	2-0	10-30-96	Dallas	24
	78.	Patrick Roy (5)	Colorado	0-0	11-2-96	Colorado	20
	79.	Ken Wregget	Pittsburgh	3-0	11-12-96	Pittsburgh	25
	80.	Mike Richter (2)	NY Rangers	3-0	12-13-96	Buffalo	30
	81.	Martin Brodeur	New Jersey	0-0	12-23-96	New Jersey	37
	82.	Patrick Lalime	Pittsburgh	2-0	12-28-96	Pittsburgh	21
	83.	Ron Tugnutt	Ottawa	2-0	4-2-97	Buffalo	15
	84.	Ron Tugnutt (2)	Ottawa	1-0	4-12-97	Ottawa	17

ALL-TIME SHUTOUTS AGAINST SABRES

1997-2007

SEASON	NO.	GOALTENDER	OPPONENT	SCORE	DATE	PLACE	SAVES
1997-98 (4)	85.	Ron Tugnutt (3)	Ottawa	3-0	12-6-97	Ottawa	25
	86.	Tommy Salo	NY Islanders	4-0	12-17-97	New York	28
	87.	Ron Hextall	Philadelphia	3-0	1-20-98	Philadelphia	29
	88.	Damian Rhodes	Ottawa	1-0	4-5-98	Buffalo	22
1998-99 (3)	89.	Olaf Kolzig	Washington	1-0	10-23-98	Buffalo	30
	90.	Mike Richter (3)	NY Rangers	0-0	10-27-98	New York	24
	91.	Nikolai Khabibulin	Phoenix	1-0	1-11-99	Phoenix	23
1999-00 (7)	92.	Chris Osgood	Detroit	2-0	10-2-99	Detroit	22
	93.	Ron Tugnutt (4)	Ottawa	4-0	10-23-99	Ottawa	19
	94.	John Grahame	Boston	3-0	10-30-99	Boston	26
	95.	Jamie McLennan	St. Louis	2-0	11-26-99	Buffalo	19
	96.	Ron Tugnutt (5)	Ottawa	0-0	12-8-99	Buffalo	30
	97.	Byron Dafoe	Boston	0-0	1-13-00	Boston	23
	98.	Byron Dafoe (2)	Boston	1-0	1-29-00	Boston	25
2000-01 (6)	99.	Felix Potvin	Vancouver	4-0	10-14-00	Vancouver	27
	100.	Roman Cechmanek	Philadelphia	3-0	11-4-00	Philadelphia	18
	101.	Curtis Joseph	Toronto	2-0	1-20-01	Toronto	28
	102.	Roman Cechmanek (2)	Philadelphia	2-0	3-1-01	Philadelphia	26
	103.	Tommy Salo (2)	Edmonton	4-0	3-9-01	Buffalo	28
	104.	Arturs Irbe	Carolina	1-0	3-21-01	Carolina	26
2001-02 (6)	105.	Patrick Lalime	Ottawa	3-0	11-3-01	Ottawa	28
	106.	Trevor Kidd	Florida	2-0	11-16-01	Buffalo	31
	107.	Johan Hedberg	Pittsburgh	2-0	1-10-02	Buffalo	36
	108.	Jussi Markkanen	Edmonton	3-0	3-4-02	Buffalo	25
	109.	Chris Osgood (2)	NY Islanders	3-0	3-12-02	Buffalo	28
	110.	Corey Schwab (2)	Toronto	2-0	3-23-02	Toronto	20
2002-03 (9)	111.	Jocelyn Thibault	Chicago	3-0	10-13-02	Chicago	26
	112.	Roman Turek	Calgary	3-0	10-31-02	Calgary	30
	113.	Kevin Weekes	Carolina	2-0	11-7-02	Carolina	26
	114.	Robert Esche	Philadelphia	2-0	12-14-02	Philadelphia	15
	115.	Roberto Luongo	Florida	2-0	12-20-02	Buffalo	30
	116.	Chris Osgood (3)	NY Islanders	1-0	12-31-02	Buffalo	38
	117.	Sebastian Caron	Pittsburgh	0-0	1-21-03	Buffalo	34
	118.	Mike Dunham	NY Rangers	3-0	3-19-03	New York	27
	119.	Marty Turco	Dallas	3-0	3-31-03	Dallas	18
2003-04 (5)	120.	Jeff Hackett	Philadelphia	2-0	10-9-03	Philadelphia	17
	121.	Rick DiPietro	NY Islanders	6-0	10-11-03	Buffalo	13
	122.	Jose Theodore	Montreal	3-0	11-8-03	Montreal	16
	123.	Felix Potvin (2)	Boston	1-0	1-15-04	Buffalo	27
	124.	Ed Belfour	Toronto	2-0	4-2-04	Buffalo	17
2005-06 (4)	125.	Dominik Hasek	Ottawa	5-0	10-8-05	Ottawa	35
	126.	Evgeni Nabokov/	San Jose	5-0	12-2-05	Buffalo	20
		Nolan Schaefer#					7
	127.	Kari Lehtonen	Atlanta	5-0	3-20-06	Atlanta	23
	128.	Jean-Sebastien Aubin	Toronto	7-0	4-1-06	Toronto	24
2006-07 (0)		None					

ALL-TIME SHUTOUTS AGAINST SABRES

2007-2015

SEASON	NO.	GOALTENDER	OPPONENT	SCORE	DATE	PLACE	SAVES
2007-08 (4)	129.	Pascal Leclaire	Columbus	3-0	10-19-07	Buffalo	21
	130.	Cristobal Huet	Montreal	2-0	11-5-07	Montreal	29
	131.	Andrew Raycroft	Toronto	3-0	11-9-07	Buffalo	30
	132.	Ty Conklin	Pittsburgh	2-0	12-29-07	Pittsburgh	26
2008-09 (4)	133.	Martin Biron	Philadelphia	3-0	11-21-08	Buffalo	40
	134.	Pekka Rinne	Nashville	2-0	12-1-08	Buffalo	30
	135.	Cam Ward	Carolina	3-0	2-15-09	Buffalo	36
	136.	Yann Danis	NY Islanders	2-0	2-28-09	New York	31
2009-10 (6)	137.	Martin Biron (2)	NY Islanders	5-0	10-31-09	New York	38
	138.	Jose Theodore (2)	Washington	2-0	11-25-09	Washington	25
	139.	Martin Brodeur (2)	New Jersey	3-0	12-7-09	Buffalo	37
	140.	Brian Elliott	Ottawa	2-0	12-16-09	Ottawa	22
	141.	Steve Mason	Columbus	4-0	2-6-10	Columbus	28
	142.	Jaroslav Halak	Montreal	3-0	4-3-10	Montreal	29
2010-11 (6)	143.	Martin Brodeur (3)	New Jersey	1-0	10-13-10	Buffalo	24
	144.	Andrew Raycroft (2)	Dallas	4-0	10-30-10	Dallas	34
	145.	Marc-Andre Fleury	Pittsburgh	1-0	11-24-10	Buffalo	30
	146.	Brian Elliott (2)	Ottawa	0-1*	12-4-10	Ottawa	31
	147.	Ty Conklin (2)	St. Louis	3-0	2-18-11	Buffalo	25
	148.	Cam Ward (2)	Carolina	1-0	3-15-11	Buffalo	40
2011-12 (4)	149.	Mathieu Garon	Tampa Bay	3-0	10-22-11	Tampa Bay	21
	150.	Jonas Gustavsson	Toronto	2-0	1-10-12	Toronto	32
	151.	Jimmy Howard	Detroit	5-0	1-16-12	Detroit	27
	152.	Henrik Lundqvist	NY Rangers	1-0**	2-1-12	Buffalo	34
2012-13 (3)	153.	Craig Anderson	Ottawa	2-0	2-12-13	Ottawa	42
	154.	Evgeni Nabokov#	NY Islanders	4-0	2-23-13	Buffalo	35
	155.	Anton Khudobin	Boston	2-0	3-31-13	Buffalo	26
2013-14 (10)	156.	Craig Anderson (2)	Ottawa	1-0	10-4-13	Buffalo	35
	157.	Roberto Luongo (2)	Vancouver	3-0	10-17-13	Buffalo	25
	158.	Henrik Lundqvist (2)	NY Rangers	2-0	10-31-13	New York	29
	159.	Jonathan Quick	Los Angeles	2-0	11-7-13	Los Angeles	19
	160.	Cory Schneider	New Jersey	1-0	11-30-13	New Jersey	15
	161.	Al Montoya	Winnipeg	3-0	12-31-13	Winnipeg	27
	162.	Marc-Andre Fleury (2)	Pittsburgh	3-0	1-27-14	Pittsburgh	24
	163.	Roberto Luongo (3)	Florida	2-0	3-7-14	Florida	25
	164.	Dustin Tokarski	Montreal	2-0	3-16-14	Buffalo	29
	165.	Carey Price	Montreal	2-0	3-25-14	Montreal	24
2014-15 (14)	166.	Roberto Luongo (4)	Florida	1-0	10-17-14	Buffalo	26
	167.	Niklas Svedberg	Boston	4-0	10-18-14	Buffalo	32
	168.	Jonathan Quick (2)	Los Angeles	2-0	10-23-14	Los Angeles	29
	169.	Jonathan Bernier	Toronto	4-0	10-28-14	Toronto	10
	170.	Marc-Andre Fleury (3)	Pittsburgh	5-0	11-1-14	Pittsburgh	18
	171.	Ben Bishop	Tampa Bay	5-0	12-4-14	Tampa Bay	13
	172.	Roberto Luongo (5)	Florida	2-0	1-2-15	Buffalo	30
	173.	Devan Dubnyk	Minnesota	7-0	1-15-15	Buffalo	18
	174.	Jake Allen	St. Louis	3-0	2-5-15	Buffalo	23
	175.	Andrei Vasilevskiy	Tampa Bay	3-0	3-3-15	Tampa Bay	28
	176.	MacKenzie Skapski	NY Rangers	2-0	3-14-15	Buffalo	20

ALL-TIME SHUTOUTS AGAINST SABRES

2007-2016

SEASON	NO.	GOALTENDER	OPPONENT	SCORE	DATE	PLACE	SAVES
2014-15 (14)	177.	Pekka Rinne (2)	Nashville	3-0	3-21-15	Nashville	24
	178.	Jaroslav Halak (2)	NY Islanders	3-0	4-4-15	New York	21
	179.	Marc-Andre Fleury (4)	Pittsburgh	2-0	4-11-15	Buffalo	28
2015-16 (6)	180.	Antti Niemi	Dallas	3-0	11-21-15	Dallas	22
	181.	Cory Schneider (2)	New Jersey	2-0	12-15-15	Buffalo	25
	182.	Braden Holtby	Washington	2-0	12-28-15	Buffalo	31
	183.	Petr Mrazek	Detroit	3-0	1-22-16	Buffalo	19
	184.	Frederik Andersen	Anaheim	1-0	2-24-16	Anaheim	26
	185.	Jhonas Enroth	Los Angeles	2-0	2-27-16	Los Angeles	23

OPPONENT SHUTOUT LEADERS

Roberto Luongo (5), Patrick Roy (5), Ron Tugnutt (5), Marc-Andre Fleury (4), Andy Moog (4), Martin Brodeur (3), Ed Giacomin (3), Chris Osgood (3), Glenn Resch (3), Mike Richter (3)

NOTE: Figure in parentheses for goaltender indicates cumulative total against the Sabres.

* Buffalo won 1-0 in a shootout. Buffalo's Ryan Miller was credited with the shutout win.
** New York won 1-0 in a shootout. Buffalo's Ryan Miller was also credited with a shutout.
# Evgeni Nabokov earned his first official shutout against the Sabres on Feb. 23, 2013 after sharing a shutout with Nolan Schaefer on Dec. 2, 2005 in Buffalo.

SABRES 1-0 GAMES — REGULAR SEASON

DATE	OPPONENT	GOAL SCORER	WINNING GOALIE	SABRES RECORD
12-6-70	**vs. Minnesota**	**Ron Anderson**	**Roger Crozier (BUF)**	**1-0**
1-20-72	**vs. Vancouver**	**Don Luce**	**Roger Crozier (BUF)**	**2-0**
11-12-72	**vs. Pittsburgh**	**Steve Atkinson**	**Roger Crozier (BUF)**	**3-0**
1-13-74	**vs. St. Louis**	**Gilbert Perreault**	**Dave Dryden (BUF)**	**4-0**
10-19-78	**vs. Toronto**	**Craig Ramsay**	**Don Edwards (BUF)**	**5-0**
3-27-86	**at Philadelphia**	**Gilbert Perreault**	**Jacques Cloutier (BUF)**	**6-0**
2-3-90	at Montreal	Stephane Richer	Patrick Roy (MTL)	6-1
2-4-90	vs. NY Islanders	Derek King	Glenn Healy (NYI)	6-2
4-8-94	**vs. Montreal**	**Donald Audette**	**Dominik Hasek (BUF)**	**7-2**
2-2-95	**at Washington**	**Dale Hawerchuk**	**Dominik Hasek (BUF)**	**8-2**
1-17-96	vs. Pittsburgh	Jaromir Jagr	Tom Barrasso (PIT)	8-3
1-26-96	at Washington	Joe Juneau	Jim Carey (WSH)	8-4
4-12-97	at Ottawa	Steve Duchesne	Ron Tugnutt (OTT)	8-5
12-19-97	**vs. Montreal**	**Donald Audette**	**Dominik Hasek (BUF)**	**9-5**
3-2-98	**at NY Rangers**	**Alexei Zhitnik**	**Dominik Hasek (BUF)**	**10-5**
3-27-98	**at Edmonton**	**Miroslav Satan**	**Dominik Hasek (BUF)**	**11-5**
4-5-98	vs. Ottawa	Daniel Alfredsson	Damian Rhodes (OTT)	11-6
10-23-98	vs. Washington	Jaroslav Svejkovsky	Olaf Kolzig (WSH)	11-7
1-11-99	at Phoenix	Dallas Drake	Nikolai Khabibulin (PHX)	11-8
1-28-00	**vs. Ottawa**	**James Patrick**	**Martin Biron (BUF)**	**12-8**
1-29-00	at Boston	P.J. Axelsson	Byron Dafoe (BOS)	12-9
1-19-01	**vs. Florida**	**Denis Hamel**	**Dominik Hasek (BUF)**	**13-9**
2-22-01	**at New Jersey**	**Dave Andreychuk**	**Dominik Hasek (BUF)**	**14-9**
3-21-01	at Carolina	David Tanabe	Arturs Irbe (CAR)	14-10
12-31-02*	vs. NY Islanders	Jason Blake	Chris Osgood (NYI)	14-11
1-14-03	**at Minnesota**	**Denis Hamel**	**Ryan Miller (BUF)**	**15-11**
1-18-03	**at Phoenix**	**Curtis Brown**	**Martin Biron (BUF)**	**16-11**
1-15-04	vs. Boston	Sergei Samsonov	Felix Potvin (BOS)	16-12
1-30-08	**at Florida**	**Thomas Vanek**	**Ryan Miller (BUF)**	**17-12**
2-13-08	**vs. Toronto**	**Paul Gaustad**	**Ryan Miller (BUF)**	**18-12**
10-10-09	**at Nashville**	**Mike Grier**	**Ryan Miller (BUF)**	**19-12**
1-3-10	at Montreal	Tim Connolly	Ryan Miller (BUF)	20-12
10-13-10	vs. New Jersey	Ilya Kovalchuk	Martin Brodeur (NJD)	20-13
11-24-10	vs. Pittsburgh	Pascal Dupuis	Marc-Andre Fleury (PIT)	20-14
12-4-10**	**at Ottawa**	**Thomas Vanek**	**Ryan Miller (BUF)**	**21-14**
3-15-11	vs. Carolina	Brandon Sutter	Cam Ward (CAR)	21-15
3-30-11	**vs. NY Rangers**	**Tim Connolly**	**Jhonas Enroth (BUF)**	**22-15**
11-18-11	**at Carolina**	**Jason Pominville**	**Jhonas Enroth (BUF)**	**23-15**
2-1-12**	vs. NY Rangers	Ryan Callahan	Henrik Lundqvist (NYR)	23-16
3-1-12	**at San Jose**	**Drew Stafford**	**Ryan Miller (BUF)**	**24-16**
4-13-13	**vs. Philadelphia**	**Christian Ehrhoff**	**Jhonas Enroth (BUF)**	**25-16**
10-4-13	vs. Ottawa	Erik Karlsson	Craig Anderson (OTT)	25-17
11-30-13	at New Jersey	Steve Bernier	Cory Schneider (NJD)	25-18
10-17-14	vs. Florida	Sean Bergenheim	Roberto Luongo (FLA)	25-19
12-9-14	**vs. Los Angeles**	**Tyler Ennis**	**Jhonas Enroth (BUF)**	**26-19**
2-24-16	at Anaheim	Sami Vatanen	Frederik Andersen (ANA)	26-20

SABRES 1-0 GAMES — PLAYOFFS

DATE	OPPONENT	GOAL SCORER	WINNING GOALIE	SABRES RECORD
4-6-83	**at Montreal**	**Brent Peterson**	**Bob Sauve (BUF)**	**1-0**
4-27-94*	**vs. New Jersey**	**Dave Hannan**	**Dominik Hasek (BUF)**	**2-0**
4-23-97*	at Ottawa	Daniel Alfredsson	Ron Tugnutt (OTT)	2-1
4-14-11	**at Philadelphia**	**Patrick Kaleta**	**Ryan Miller (BUF)**	**3-1**
4-20-11	**vs. Philadelphia**	**Jason Pominville**	**Ryan Miller (BUF)**	**4-1**

** - overtime decision ** - shootout decision*

ALL-TIME PENALTY SHOTS

SABRES ALL-TIME PENALTY SHOTS

GAME	MATCHUP	RESULT
Nov. 5, 1970 vs. Vancouver	Paul Andrea vs. Dunc Wilson	unsuccessful
Dec. 20, 1973 vs. Montreal	John Gould vs. Michel Plasse	unsuccessful
Jan. 31, 1974 at Philadelphia	**Rick Martin vs. Bernie Parent**	**goal**
Jan. 25, 1975 at Montreal	Rick Martin vs. Michel Larocque	unsuccessful
Feb. 2, 1975 vs. Kansas City	Don Luce vs. Denis Herron	unsuccessful
Oct. 19, 1975 vs. Washington	Don Luce vs. Ron Low	unsuccessful
Feb. 4, 1976 at Los Angeles	Gilbert Perreault vs. Rogie Vachon	unsuccessful
Feb. 22, 1976 vs. Montreal	Rene Robert vs. Ken Dryden	unsuccessful
April 1, 1978 at Toronto	Gilbert Perreault vs. Mike Palmateer	unsuccessful
Dec. 19, 1982 vs. Quebec	Brent Peterson vs. Dan Bouchard	unsuccessful
Nov. 25, 1983 vs. Chicago	**Gilbert Perreault vs. Murray Bannerman**	**goal**
Jan. 13, 1984 vs. Edmonton	Brent Peterson vs. Grant Fuhr	unsuccessful
Jan. 14, 1984 at Detroit	Brent Peterson vs. Greg Stefan	unsuccessful
Oct. 31, 1984 vs. Philadelphia	**John Tucker vs. Pelle Lindbergh**	**goal**
Dec. 26, 1984 vs. Toronto	John Tucker vs. Rick St. Croix	unsuccessful
Nov. 22, 1986 at Quebec	Dave Andreychuk vs. Clint Malarchuk	unsuccessful
Nov. 15, 1987 vs. Toronto	Christian Ruuttu vs. Ken Wregget	unsuccessful
April 9, 1988 vs. Boston*	**John Tucker vs. Andy Moog**	**goal**
Feb. 19, 1989 vs. Detroit	Mike Foligno vs. Glen Hanlon	unsuccessful
Oct. 17, 1990 vs. Montreal	**Pierre Turgeon vs. Patrick Roy**	**goal**
Oct. 12, 1991 at Quebec	Dave McLlwain vs. Ron Tugnutt	unsuccessful
Jan. 10, 1992 vs. Edmonton	Alexander Mogilny vs. Bill Ranford	unsuccessful
Feb. 7, 1992 vs. Minnesota	Dave Andreychuk vs. Darcy Wakaluk	unsuccessful
Nov. 11, 1992 vs. Boston	**Brad May vs. Andy Moog**	**goal**
Nov. 29, 1992 at Ottawa	**Pat LaFontaine vs. Peter Sidorkiewicz**	**goal**
Dec. 17, 1993 vs. Los Angeles	Alexander Mogilny vs. Robb Stauber	unsuccessful
Jan. 11, 1994 at Chicago	**Randy Wood vs. Jeff Hackett**	**goal**
Feb. 10, 1994 at Boston	Wayne Presley vs. Vincent Riendeau	unsuccessful
Oct. 22, 1995 vs. St. Louis	Dave Hannan vs. Grant Fuhr	unsuccessful
Feb. 3, 1996 at Boston	Randy Burridge vs. Bill Ranford	unsuccessful
Nov. 21, 1996 vs. Toronto	Donald Audette vs. Felix Potvin	unsuccessful
April 11, 1998 at Ottawa	**Dixon Ward vs. Damian Rhodes**	**goal**
Oct. 9, 1999 at Atlanta	**Miroslav Satan vs. Damien Rhodes**	**goal**
Dec. 28, 1999 vs. Detroit	Miroslav Satan vs. Ken Wregget	unsuccessful
March 4, 2000 at NY Islanders	Miroslav Satan vs. Kevin Weekes	unsuccessful
Nov. 3, 2001 at Ottawa	Miroslav Satan vs. Patrick Lalime	unsuccessful
Nov. 19, 2001 at Atlanta	**Tim Connolly vs. Milan Hnilicka**	**goal**
Feb. 15, 2003 vs. NY Rangers	**Miroslav Satan vs. Mike Dunham**	**goal**
Dec. 8, 2005 vs. Anaheim	**Thomas Vanek vs. J-S Giguere**	**goal**
March 12, 2006 vs. Boston	**Maxim Afinogenov vs. Andrew Raycroft**	**goal**
March 25, 2006 at Montreal	J-P Dumont vs. David Aebischer	unsuccessful

SABRES ALL-TIME PENALTY SHOTS

GAME	MATCHUP	RESULT
April 28, 2006 at Philadelphia*	Derek Roy vs. Robert Esche	unsuccessful
Nov. 10, 2006 vs. Florida	Thomas Vanek vs. Alexander Auld	unsuccessful
Dec. 28, 2006 vs. Carolina	**Ales Kotalik vs. John Grahame**	**goal**
Jan. 26, 2007 at Columbus	Daniel Paille vs. Fredrik Norrena	unsuccessful
Feb. 24, 2007 at Ottawa	Thomas Vanek vs. Ray Emery	unsuccessful
Dec. 1, 2007 vs. Carolina	Drew Stafford vs. John Grahame	unsuccessful
April 9, 2009 at Carolina	**Derek Roy vs. Michael Leighton**	**goal**
Oct. 16, 2009 vs. NY Islanders	**Clarke MacArthur vs. Dwayne Roloson**	**goal**
Dec. 29, 2009 vs. Pittsburgh	**Drew Stafford vs. Marc-Andre Fleury**	**goal**
April 10, 2010 at Ottawa	**Thomas Vanek vs. Pascal Leclaire**	**goal**
Jan. 14, 2012 at NY Islanders	Thomas Vanek vs. Evgeni Nabokov	unsuccessful
Feb. 19, 2012 vs. Pittsburgh	Patrick Kaleta vs. Marc-Andre Fleury	unsuccessful
Nov. 24, 2013 vs. Detroit	Steve Ott vs. Jonas Gustavsson	unsuccessful
Jan. 15, 2014 at Toronto	Zemgus Girgensons vs. James Reimer	unsuccessful
March 13, 2014 at Carolina	**Tyler Ennis vs. Cam Ward**	**goal**
Jan. 18, 2016 at Arizona	Evander Kane vs. Louis Domingue	unsuccessful
Feb. 12, 2016 vs. Montreal	**Marcus Foligno vs. Mike Condon**	**goal**

Shots For: 58 ..... Goals: 21 ..... Unsuccessful: 37

** - Indicates a playoff game.*

ALL-TIME PENALTY SHOTS

OPPONENT ALL-TIME PENALTY SHOTS

GAME	MATCHUP	RESULT
Oct. 20, 1971 at Toronto	**Paul Henderson vs. Roger Crozier**	**unsuccessful**
Nov. 12, 1972 vs. Pittsburgh	**Lowell McDonald vs. Roger Crozier**	**unsuccessful**
March 9, 1973 at Vancouver	Andre Boudrias vs. Roger Crozier	goal
Nov. 13, 1974 at Montreal	**Steve Shutt vs. Gary Bromley**	**unsuccessful**
Dec. 5, 1974 vs. Washington	**Tommy Williams vs. Gary Bromley**	**unsuccessful**
Jan. 23, 1975 vs. Detroit	**Pierre Jarry vs. Roger Crozier**	**unsuccessful**
Feb. 22, 1981 vs. Montreal	**Steve Shutt vs. Don Edwards**	**unsuccessful**
Dec. 17, 1981 at Philadelphia	Behn Wilson vs. Don Edwards	goal
March 29, 1983 at Hartford	Blaine Stoughton vs. Bob Sauve	goal
March 9, 1984 vs. Los Angeles	Marcel Dionne vs. Tom Barrasso	goal
Jan. 5, 1985 at NY Islanders	**Bryan Trottier vs. Tom Barrasso**	**unsuccessful**
Jan. 24, 1991 at Chicago	**Dave Manson vs. Darcy Wakaluk**	**unsuccessful**
Jan. 29, 1992 at Detroit	Steve Yzerman vs. Daren Puppa	goal
March 3, 1992 at Quebec	Mats Sundin vs. Tom Draper	goal
March 8, 1992 vs. NY Islanders	**Marty McInnis vs. Tom Draper**	**unsuccessful**
March 17, 1992 at Minnesota	**Ulf Dahlen vs. Daren Puppa**	**unsuccessful**
March 10, 1993 at Quebec	Alexei Gusarov vs. Grant Fuhr	goal
March 8, 1995 at Montreal	**Mark Recchi vs. Dominik Hasek**	**unsuccessful**
March 23, 1996 at Pittsburgh	**Mario Lemieux vs. Dominik Hasek**	**unsuccessful**
Feb. 27, 1997 at New Jersey	John MacLean vs. Dominik Hasek	goal
March 8, 1997 at Montreal	**Vincent Damphousse vs. Dominik Hasek**	**unsuccessful**
April 10, 1997 at Boston	**Jason Allison vs. Dominik Hasek**	**unsuccessful**
May 11, 1997 vs. Philadelphia*	Eric Lindros vs. Steve Shields	goal
Oct. 7, 1997 vs. Dallas	Jere Lehtinen vs. Dominik Hasek	goal
May 29, 1999 at Toronto*	Mats Sundin vs. Dominik Hasek	goal
Jan. 6, 2000 vs. New Jersey	Petr Sykora vs. Dwayne Roloson	goal
Jan. 8, 2000 at Ottawa	**Daniel Alfredsson vs. Martin Biron**	**unsuccessful**
March 4, 2000 at NY Islanders	Olli Jokinen vs. Dominik Hasek	goal
April 16, 2000 vs. Philadelphia*	**Eric Desjardins vs. Dominik Hasek**	**unsuccessful**
Nov. 3, 2002 vs. Montreal	**Dainius Zubrus vs. Dominik Hasek**	**unsuccessful**
Feb. 1, 2001 at Tampa Bay	**Mike Johnson vs. Martin Biron**	**unsuccessful**
April 11, 2001 at Philadelphia*	**Mark Recchi vs. Dominik Hasek**	**unsuccessful**
May 2, 2001 at Pittsburgh*	**Martin Straka vs. Dominik Hasek**	**unsuccessful**
Dec. 13, 2002 vs. Chicago	Alexei Zhamnov vs. Martin Biron	goal
Nov. 5, 2003 vs. Atlanta	Patrik Stefan vs. Martin Biron	goal
Nov. 9, 2005 vs. Carolina	**Erik Cole vs. Martin Biron**	**unsuccessful**
Nov. 9, 2005 vs. Carolina	Erik Cole vs. Martin Biron	goal
Dec. 5, 2005 at Colorado	Marek Svatos vs. Martin Biron	goal
March 25, 2006 at Boston	**Travis Green vs. Ryan Miller**	**unsuccessful**
Oct. 17, 2006 vs. Philadelphia	**Mike Richards vs. Ryan Miller**	**unsuccessful**
Dec. 16, 2006 vs. Ottawa	**Jason Spezza vs. Ryan Miller**	**unsuccessful**

OPPONENT ALL-TIME PENALTY SHOTS

GAME	MATCHUP	RESULT
March 9, 2007 vs. Minnesota	**Marian Gaborik vs. Ryan Miller**	**unsuccessful**
Oct. 19, 2007 vs. Columbus	**Rick Nash vs. Ryan Miller**	**unsuccessful**
Dec. 28, 2007 at New Jersey	**Arron Asham vs. Ryan Miller**	**unsuccessful**
Feb. 27, 2008 vs. Nashville	**Scott Nichol vs. Ryan Miller**	**unsuccessful**
Jan. 1, 2009 at Toronto	**Niklas Hagman vs. Ryan Miller**	**unsuccessful**
Jan. 19, 2009 at Florida	David Booth vs. Ryan Miller	goal
March 20, 2009 vs. Philadelphia	**Mike Richards vs. Patrick Lalime**	**unsuccessful**
March 21, 2009 at NY Rangers	**Lauri Korpikoski vs. Patrick Lalime**	**unsuccessful**
Oct. 13, 2009 vs. Detroit	**Valteri Filppula vs. Ryan Miller**	**unsuccessful**
Oct. 31, 2009 at NY Islanders	**Doug Weight vs. Patrick Lalime**	**unsuccessful**
March 29, 2010 at Boston	**Marco Sturm vs. Ryan Miller**	**unsuccessful**
Dec. 18, 2010 at Tampa Bay	**Vincent Lecavalier vs. Ryan Miller**	**unsuccessful**
March 19, 2011 vs. Atlanta	**Evander Kane vs. Ryan Miller**	**unsuccessful**
Nov. 26, 2011 vs. Washington	Jason Chimera vs. Jhonas Enroth	goal
Dec. 16, 2011 vs. Toronto	Nikolai Kulemin vs. Ryan Miller	goal
Feb. 9, 2013 at NY Islanders	**John Tavares vs. Ryan Miller**	**unsuccessful**
April 22, 2013 vs. Winnipeg	**Evander Kane vs. Jhonas Enroth**	**unsuccessful**
Oct. 2, 2013 at Detroit	**Cory Emmerton vs. Ryan Miller**	**unsuccessful**
Oct. 5, 2013 at Pittsburgh	Chris Kunitz vs. Jhonas Enroth	goal
March 7, 2013 at Florida	**Sean Bergenheim vs. Michal Neuvirth**	**unsuccessful**
Oct. 13, 2014 vs. Anaheim	Ryan Kesler vs. Michal Neuvirth	goal
Feb. 17, 2015 at New Jersey	**Adam Henrique vs. Michal Neuvirth**	**unsuccessful**
March 7, 2015 at Washington	**Alex Ovechkin vs. Anders Lindback**	**unsuccessful**
Dec. 14, 2015 at Detroit	**Tomas Jurco vs. Chad Johnson**	**unsuccessful**
Feb. 6, 2016 at Boston	Brad Marchand vs. Robin Lehner	goal

Shots Against: 66 ..... Goals Against: 23 ..... Unsuccessful: 43

** - Indicates a playoff game.*

1970 TO 2016 GOALS, ASSISTS & POINTS

YEAR	GOALS	ASSISTS	POINTS
1970-71	Perreault (38)	Goyette (46)	Perreault (72)
1971-72	Martin (44)	Perreault (48)	Martin & Perreault (74)
1972-73	Robert (40)	Perreault (60)	Perreault (88)
1973-74	Martin (52)	Robert (44)	Martin (86)
1974-75	Martin (52)	Robert (60)	Robert (100)
1975-76	Gare (50)	Perreault (69)	Perreault (113)
1976-77	Perreault (39)	Perreault (56)	Perreault (95)
1977-78	Perreault (41)	Perreault & Robert (48)	Perreault (89)
1978-79	Martin (32)	Perreault (58)	Perreault (85)
1979-80	Gare (56)	Perreault (66)	Perreault (106)
1980-81	Gare (46)	Van Boxmeer (51)	Gare (85)
1981-82	Perreault (31)	Van Boxmeer (54)	Perreault (73)
1982-83	McKegney (36)	Housley (47)	Perreault (76)
1983-84	Andreychuk (38)	Perreault (59)	Perreault (90)
1984-85	Andreychuk (31)	Perreault & Housley (53)	Perreault (83)
1985-86	Foligno (41)	Andreychuk (51)	Andreychuk (87)
1986-87	Foligno (30)	Andreychuk (48)	Andreychuk (73)
1987-88	Sheppard (38)	Andreychuk (48)	Andreychuk (78)
1988-89	Turgeon (34)	Turgeon (54)	Turgeon (88)
1989-90	Andreychuk & Turgeon (40)	Turgeon (66)	Turgeon (106)
1990-91	Andreychuk (36)	Hawerchuk (58)	Hawerchuk (89)
1991-92	LaFontaine (46)	Hawerchuk (75)	Hawerchuk (98)
1992-93	Mogilny (76)	LaFontaine (95)	LaFontaine (148)
1993-94	Hawerchuk (35)	Hawerchuk (51)	Hawerchuk (86)
1994-95	Audette (24)	Mogilny (28)	Mogilny (47)
1995-96	LaFontaine (40)	LaFontaine (51)	LaFontaine (91)
1996-97	Audette (28)	Galley (34)	Plante (53)
1997-98	Audette (24)	Zhitnik (30)	Satan (46)
1998-99	Satan (40)	Woolley (33)	Satan (66)
1999-00	Satan (33)	Gilmour (48)	Gilmour (73)
2000-01	Audette (34)	Audette (45)	Audette (79)
2001-02	Satan (37)	Satan (36)	Satan (73)
2002-03	Satan (26)	Satan (49)	Satan (75)
2003-04	Satan (29)	Briere & Hecht (37)	Briere (65)
2005-06	Drury (30)	Afinogenov (51)	Afinogenov (73)
2006-07	Vanek (43)	Briere (63)	Briere (95)
2007-08	Vanek (36)	Pominville (53)	Roy (81)
2008-09	Vanek (40)	Pominville (46)	Roy (70)
2009-10	Vanek (28)	Connolly (48)	Roy (69)
2010-11	Vanek (32)	Vanek (41)	Vanek (73)
2011-12	Pominville (30)	Pominville (43)	Pominville (73)
2012-13	Vanek (20)	Vanek & Ennis (21)	Vanek (41)
2013-14	Ennis (21)	Ehrhoff (27)	Hodgson (44)
2014-15	Ennis (20)	Moulson (28)	Ennis (46)
2015-16	Eichel (24)	R. O'Reilly (39)	R. O'Reilly (60)

1970 TO 2016 PENALTY MINUTES, PLUS/MINUS, GOALS-AGAINST AVERAGE

YEAR	PENALTY MINUTES	PLUS/MINUS*	GOALS-AGAINST AVG**
1970-71	Pratt (179)	Atkinson (+1)	Crozier (3.68)
1971-72	Hamilton (105)	Ramsay (+5)	Crozier (3.51)
1972-73	Schoenfeld (178)	Robert (+16)	Dryden (2.65)
1973-74	Carriere (103)	Ramsay (+17)	Dryden (2.97)
1974-75	Korab & Schoenfeld (184)	Luce (+61)	Bromley (3.10)
1975-76	Gare (129)	Guevremont (+47)	Desjardins (2.95)
1976-77	Korab (120)	Hajt (+39)	Edwards (2.51)
1977-78	Korab (119)	Ramsay (+38)	Edwards (2.64)
1978-79	Korab (104)	Ramsay (+21)	Edwards (3.02)
1979-80	Playfair (145)	Schoenfeld (+60)	Sauve (2.36)
1980-81	Playfair (169)	Ramsay (+39)	Edwards (2.96)
1981-82	Playfair (258)	Lambert (+22)	Edwards (3.51)
1982-83	Playfair (180)	Ramsey (+20)	Sauve (3.45)
1983-84	Playfair (209)	Foligno (+32)	Barrasso (2.84)
1984-85	Playfair (157)	Hajt (+32)	Barrasso (2.66)
1985-86	Foligno (168)	Foligno (+25)	Barrasso (3.61)
1986-87	Dykstra (179)	Foligno (+13)	Barrasso (3.65)
1987-88	Foligno (220)	Johansson (+12)	Barrasso (3.31)
1988-89	Hartman (316)	Ruuttu (+13)	Puppa (3.36)
1989-90	Hartman (211)	Ramsey (+21)	Puppa (2.89)
1990-91	Ray (350)	Krupp, Mogilny, Ramsey & Turgeon (+14)	Malarchuk (3.35)
1991-92	Ray (354)	LaFontaine (+10)	Draper (3.21)
1992-93	May (242)	Bodger (+14)	Hasek (3.15)
1993-94	Ray (274)	Muni (+28)	Hasek (1.95)
1994-95	Ray (173)	Khmylev (+8)	Hasek (2.11)
1995-96	Barnaby (335)	Wilson (+13)	Hasek (2.83)
1996-97	Ray (286)	Peca (+26)	Hasek (2.27)
1997-98	Barnaby (289)	Shannon (+26)	Hasek (2.09)
1998-99	Ray (261)	Shannon (+28)	Hasek (1.87)
1999-00	Ray (158)	Brown (+19)	Hasek (2.21)
2000-01	Ray (210)	Brown (+15)	Hasek (2.11)
2001-02	Ray (200)	McKee (+18)	Biron (2.22)
2002-03	Boulton (178)	Brown & Hecht (+4)	Biron (2.56)
2003-04	Peters (151)	Hecht (+17)	Biron (2.52)
2005-06	Peters (100)	Kalinin (+14)	Miller (2.60)
2006-07	Mair (128)	Vanek (+47)	Miller (2.73)
2007-08	Peters (100)	Pominville (+16)	Miller (2.64)
2008-09	Gaustad (108)	Connolly (+12)	Miller (2.53)
2009-10	Rivet (100)	Hecht (+14)	Miller (2.22)
2010-11	McCormick (142)	Montador (+16)	Miller (2.59)
2011-12	Kaleta (116)	Ennis (+11)	Miller (2.55)
2012-13	Ott (93)	Ehrhoff & Hecht (+6)	Miller (2.81)
2013-14	Scott (125)	Ellis & Girgensons (-6)	Miller (2.72)
2014-15	Deslauriers (71)	Flynn (-3)	Neuvirth (2.99)
2015-16	Kane (91)	McCabe (+6)	Johnson (2.36)

*Minimum 40 games played. ** Minimum 25 games played.

1970 TO 2006 GOALTENDERS YEARLY WIN/LOSS RECORD

YEAR	GOALTENDER	W	L	T/OTL
1970-71	Roger Crozier	9	20	7
	Joe Daley	12	16	8
	Dave Dryden	3	3	0
1971-72	Roger Crozier	13	34	14
	Dave Dryden	3	9	5
1972-73	Roger Crozier	23	13	7
	Dave Dryden	14	13	7
	Rocky Farr	0	1	0
1973-74	Gary Bromley	3	5	3
	Roger Crozier	4	5	0
	Dave Dryden	23	20	8
	Rocky Farr	2	4	1
1974-75	Gary Bromley	26	11	11
	Roger Crozier	17	2	1
	Gerry Desjardins	6	2	1
	Rocky Farr	0	1	2
1975-76	Gary Bromley	0	1	0
	Roger Crozier	8	2	5
	Gerry Desjardins	29	15	11
	Al Smith	9	3	2
1976-77	Gerry Desjardins	31	12	6
	Don Edwards	16	7	2
	Bob Sauve	1	2	0
	Al Smith	0	3	0
1977-78	Gerry Desjardins	0	1	0
	Don Edwards	38	16	17
	Bob Sauve	6	2	0
1978-79	Don Edwards	26	18	9
	Randy Ireland	0	0	0
	Bob Sauve	10	10	7
1979-80	Don Edwards	27	9	12
	Bob Sauve	20	8	4
1980-81	Don Edwards	23	10	12
	Bob Sauve	16	10	9
1981-82	Jacques Cloutier	5	1	0
	Don Edwards	26	23	9
	Paul Harrison	2	1	1
	Bob Sauve	6	1	5
1982-83	Jacques Cloutier	10	7	6
	Phil Myre	3	2	0
	Bob Sauve	25	20	7
1983-84	Tom Barrasso	26	12	3
	Bob Sauve	22	13	4
1984-85	Tom Barrasso	25	18	10
	Jacques Cloutier	0	0	1
	Bob Sauve	13	10	3
1985-86	Tom Barrasso	29	24	5
	Jacques Cloutier	5	9	1
	Daren Puppa	0	2	1
1986-87	Tom Barrasso	17	23	2
	Jacques Cloutier	11	19	5
	Daren Puppa	0	2	1
1987-88	Tom Barrasso	25	18	8
	Jacques Cloutier	4	8	2
	Daren Puppa	8	6	1
1988-89	Tom Barrasso	2	7	0
	Jacques Cloutier	15	14	0
	Darren Eliot	0	0	0
	Clint Malarchuk	3	1	1
	Daren Puppa	17	10	6
	Darcy Wakaluk	1	3	0
1989-90	Clint Malarchuk	14	11	2
	Daren Puppa	31	16	6
1990-91	David Littman	0	0	0
	Clint Malarchuk	12	14	10
	Daren Puppa	15	11	6
	Darcy Wakaluk	4	5	3
1991-92	Tom Draper	10	9	5
	David Littman	0	1	0
	Clint Malarchuk	10	13	3
	Daren Puppa	11	14	4
1992-93	Tom Draper	5	6	0
	Grant Fuhr	11	15	2
	Dominik Hasek	11	10	4
	Daren Puppa	11	5	4
1993-94	Grant Fuhr	13	12	3
	Dominik Hasek	30	20	6
1994-95	Grant Fuhr	1	2	0
	Dominik Hasek	19	14	7
	Robb Stauber	2	3	0
1995-96	Martin Biron	0	2	0
	John Blue	2	2	0
	Dominik Hasek	22	30	6
	Steve Shields	1	0	0
	Andrei Trefilov	8	8	1
1996-97	Dominik Hasek	37	20	10
	Steve Shields	3	8	2
	Andrei Trefilov	0	2	0
1997-98	Dominik Hasek	33	23	13
	Steve Shields	3	6	4
1998-99	Martin Biron	1	2	1
	Dominik Hasek	30	18	14
	Dwayne Roloson	6	8	2
1999-00	Martin Biron	19	18	2
	Dominik Hasek	15	11	6
	Dwayne Roloson	1	7	3
2000-01	Martin Biron	7	7	1
	Dominik Hasek	37	24	4
	Mika Noronen	2	0	0
	Peter Skudra	0	0	0
2001-02	Martin Biron	31	28	10
	Bob Essensa	0	5	0
	Mika Noronen	4	3	1
2002-03	Martin Biron	17	28	6
	Ryan Miller	6	8	1
	Mika Noronen	4	9	3
2003-04	Martin Biron	26	18	5
	Ryan Miller	0	3	0
	Mika Noronen	11	17	2
2005-06	Martin Biron	21	8	3

2005 TO 2015 GOALTENDERS YEARLY WIN/LOSS RECORD

YEAR	GOALTENDER	W	L	T/OTL
2005-06	Ryan Miller	30	14	3
	Mika Noronen	1	2	0
2006-07	Martin Biron	12	4	1
	Ty Conklin	1	2	0
	Ryan Miller	40	16	6
2007-08	Ryan Miller	36	27	10
	Jocelyn Thibault	3	4	2
2008-09	Patrick Lalime	5	13	3
	Ryan Miller	34	18	6
	Mikael Tellqvist	2	1	0
2009-10	Jhonas Enroth	0	1	0
	Patrick Lalime	4	8	2
	Ryan Miller	41	18	8
2010-11	Jhonas Enroth	9	2	2
	Patrick Lalime	0	5	0
	Ryan Miller	34	22	8
2011-12	Jhonas Enroth	8	11	4
	Drew MacIntyre	0	0	0
	Ryan Miller	31	21	7
2012-13	Jhonas Enroth	4	4	1
	Ryan Miller	17	17	5
2013-14	Jhonas Enroth	4	17	5
	Matt Hackett	1	6	1
	Connor Knapp	0	0	1
	Nathan Lieuwen	1	4	0
	Ryan Miller	15	22	3
	Michal Neuvirth	0	2	0
2014-15	Jhonas Enroth	13	21	2
	Matt Hackett	0	4	1
	Anders Lindback	4	8	2
	Andrey Makarov	0	1	0
	Michal Neuvirth	6	17	3
2015-16	Chad Johnson	22	16	4
	Jason Kasdorf	0	1	0
	Robin Lehner	5	9	5
	Linus Ullmark	8	10	2

GAMES PLAYED

PLAYER	TOT.
Gilbert Perreault	1,191
Craig Ramsay	1,070
Mike Ramsey	911
Rob Ray	889
Bill Hajt	854
Dave Andreychuk	837
Don Luce	766
Alexei Zhitnik	712
Rick Martin	681
Ric Seiling	664
Mike Foligno	664

GAME-WINNING GOALS

PLAYER	TOT.
Gilbert Perreault	81
Rick Martin	47
Mike Foligno	43
Thomas Vanek	41
Dave Andreychuk	38
Danny Gare	35
Miroslav Satan	33
Craig Ramsay	32
Rene Robert	32
Three Players Tied	*30*

PENALTY MINUTES

PLAYER	TOT.
Rob Ray	3,189
Mike Foligno	1,450
Larry Playfair	1,392
Brad May	1,323
Matthew Barnaby	1,248
Lindy Ruff	1,126
Jim Schoenfeld	1,025
Mike Ramsey	924
Mike Hartman	890
Jerry Korab	870

GOALS

PLAYER	TOT.
Gilbert Perreault	512
Rick Martin	382
Dave Andreychuk	368
Danny Gare	267
Thomas Vanek	254
Craig Ramsay	252
Mike Foligno	247
Miroslav Satan	224
Rene Robert	222
Don Luce	216

POWER-PLAY GOALS

PLAYER	TOT.
Dave Andreychuk	161
Gilbert Perreault	128
Rick Martin	112
Thomas Vanek	106
Alexander Mogilny	78
Miroslav Satan	74
Danny Gare	66
Pat LaFontaine	66
Donald Audette	65
Mike Foligno	62

SHOTS

PLAYER	TOT.
Gilbert Perreault	3,079
Rick Martin	2,519
Dave Andreychuk	2,342
Danny Gare	1,783
Don Luce	1,776
Rene Robert	1,754
Thomas Vanek	1,685
Craig Ramsay	1,614
Jason Pominville	1,606
Jochen Hecht	1,602

ASSISTS

PLAYER	TOT.
Gilbert Perreault	814
Dave Andreychuk	436
Craig Ramsay	420
Phil Housley	380
Rene Robert	330
Rick Martin	313
Don Luce	310
Dale Hawerchuk	275
Jason Pominville	271
Derek Roy	266

SHORTHANDED GOALS

PLAYER	TOT.
Craig Ramsay	27
Don Luce	25
Miroslav Satan	15
Michael Peca	14
Wayne Presley	11
Jason Pominville	10
Curtis Brown	9
Ric Seiling	9
Six Players Tied	*8*

HAT TRICKS

PLAYER	TOT.
Rick Martin	21
Gilbert Perreault	18
Danny Gare	10
Alexander Mogilny	10
Dave Andreychuk	9
Thomas Vanek	8
Pat LaFontaine	6
Miroslav Satan	6
Drew Stafford	6
Two Players Tied	*5*

POINTS

PLAYER	TOT.
Gilbert Perreault	1,326
Dave Andreychuk	804
Rick Martin	695
Craig Ramsay	672
Phil Housley	558
Rene Robert	552
Don Luce	527
Mike Foligno	511
Danny Gare	500
Thomas Vanek	497

GAME-TYING GOALS

PLAYER	TOT.
Danny Gare	21
Rick Martin	20
Gilbert Perreault	16
Craig Ramsay	15
Rene Robert	10
Don Luce	10
Mike Foligno	8
Dave Andreychuk	8
Gerry Meehan	7
Two Players Tied	6

GOALTENDER GAMES

PLAYER	TOT.
Ryan Miller	540
Dominik Hasek	491
Don Edwards	307
Martin Biron	300
Tom Barrasso	266
Bob Sauve	246
Daren Puppa	215
Roger Crozier	202
Jacques Cloutier	144
Dave Dryden	120

GOALTENDER WINS

PLAYER	TOT.
Ryan Miller	284
Dominik Hasek	234
Don Edwards	156
Martin Biron	134
Tom Barrasso	124
Bob Sauve	119
Daren Puppa	96
Roger Crozier	74
Gerry Desjardins	66
Jacques Cloutier	50

GOALTENDER SHUTOUTS

PLAYER	TOT.
Dominik Hasek	55
Ryan Miller	28
Martin Biron	18
Don Edwards	14
Tom Barrasso	13
Roger Crozier	10
Bob Sauve	7
Gerry Desjardins	5
Dave Dryden	5
Daren Puppa	5

GOALTENDER MINUTES

PLAYER	TOT.
Ryan Miller	31,661
Dominik Hasek	28,664
Don Edwards	17,969
Martin Biron	16,773
Tom Barrasso	15,426
Bob Sauve	14,063
Daren Puppa	11,759
Roger Crozier	10,980
Jacques Cloutier	7,438
Gerry Desjardins	6,802

MOST GOALS IN A SEASON

76 ..... Alexander Mogilny (1992-93)
56 ..... Danny Gare (1979-80)
53 ..... Pat LaFontaine (1992-93)
52 ..... Rick Martin (1973-74)
52 ..... Rick Martin (1974-75)
50 ..... Danny Gare (1975-76)
49 ..... Rick Martin (1975-76)
46 ..... Danny Gare (1980-81)
46 ..... Pat LaFontaine (1991-92)
45 ..... Rick Martin (1979-80)

MOST ASSISTS IN A SEASON

95 ..... Pat LaFontaine (1992-93)
80 ..... Dale Hawerchuk (1992-93)
75 ..... Dale Hawerchuk (1991-92)
69 ..... Gilbert Perreault (1975-76)
66 ..... Gilbert Perreault (1979-80)
66 ..... Pierre Turgeon (1989-90)
63 ..... Daniel Briere (2006-07)
60 ..... Phil Housley (1989-90)
60 ..... Gilbert Perreault (1972-73)
60 ..... Rene Robert (1974-75)

MOST POINTS IN A SEASON

148 ..... Pat LaFontaine (1992-93)
127 ..... Alexander Mogilny (1992-93)
113 ..... Gilbert Perreault (1975-76)
106 ..... Gilbert Perreault (1979-80)
106 ..... Pierre Turgeon (1989-90)
100 ..... Rene Robert (1974-75)
98 ..... Dale Hawerchuk (1991-92)
96 ..... Dale Hawerchuk (1992-93)
96 ..... Gilbert Perreault (1974-75)
95 ..... Daniel Briere (2006-07)/
..... Rick Martin (1974-75)/Gilbert Perreault (1976-77)

BEST PLUS/MINUS IN A SEASON (40 GP)

+61 ..... Don Luce (1974-75)
+60 ..... Jim Schoenfeld (1979-80)
+51 ..... Craig Ramsay (1974-75)
+49 ..... Danny Gare (1979-80)
+47 ..... Bill Hajt (1974-75)
+47 ..... Jocelyn Guevremont (1975-76)
+47 ..... Thomas Vanek (2006-07)
+44 ..... Craig Ramsay (1975-76)
+41 ..... Jerry Korab (1974-75)
+40 ..... Danny Gare (1974-75)
+40 ..... Tony McKegney (1979-80)
+40 ..... Jim Schoenfeld (1975-76)
+40 ..... John Van Boxmeer (1979-80)

MOST POWER-PLAY GOALS IN A SEASON

28 ..... Dave Andreychuk (1991-92)
27 ..... Alexander Mogilny (1992-93)
23 ..... Pat LaFontaine (1991-92)
21 ..... Rick Martin (1974-75)
20 ..... Dave Andreychuk (1992-93)
20 ..... Pat LaFontaine (1992-93)
20 ..... Thomas Vanek (2008-09)
19 ..... Rick Martin (1971-72)
19 ..... Pierre Turgeon (1988-89)
19 ..... Thomas Vanek (2007-08)

MOST SHORTHANDED GOALS IN A SEASON

8 ..... Don Luce (1974-75)
7 ..... Craig Ramsay (1974-75)
6 ..... Michael Peca (1996-97)
5 ..... Michael Peca (1997-98)
5 ..... Wayne Presley (1993-94)
5 ..... Wayne Presley (1994-95)
5 ..... Craig Ramsay (1977-78)
4 ..... Curtis Brown (2002-03)
4 ..... Don Luce (1980-81)
4 ..... Dave Snuggerud (1990-91)

MOST GAME-WINNING GOALS IN A SEASON

11 ..... Danny Gare (1979-80)
11 ..... Alexander Mogilny (1992-93)
10 ..... Pierre Turgeon (1989-90)
9 ..... Chris Drury (2006-07)
9 ..... Gilbert Perreault (1976-77)
9 ..... Derek Roy (2008-09)
9 ..... Thomas Vanek (2007-08)
8 ..... Michael Peca (1998-99)
8 ..... Gilbert Perreault (1974-75)
7 ..... 15 players tied

MOST SHOTS IN A SEASON

360 ..... Alexander Mogilny (1992-93)
337 ..... Dave Andreychuk (1991-92)
327 ..... Rick Martin (1975-76)
320 ..... Rick Martin (1973-74)
306 ..... Pat LaFontaine (1992-93)
303 ..... Danny Gare (1975-76)
301 ..... Rick Martin (1974-75)
299 ..... Rick Martin (1972-73)
274 ..... Danny Gare (1974-75)
273 ..... Rene Robert (1975-76)

MOST GAME-TYING GOALS IN A SEASON

6 ..... Danny Gare (1977-78)
4 ..... Danny Gare (1975-76)
4 ..... Danny Gare (1978-79)
4 ..... Rick Martin (1971-72)
3 ..... several players tied

BEST SHOOTING PERCENTAGE (50+ GP)

24.4 ..... Peter McNab (1974-75)
24.2 ..... Mikko Makela (1990-91)
23.1 ..... Yvon Lambert (1981-82)
23.0 ..... Craig Ramsay (1978-79)
22.9 ..... Kevin Maguire (1988-89)
22.7 ..... Pat LaFontaine (1991-92)
22.2 ..... Gilbert Perreault (1979-80)
22.0 ..... Ray Sheppard (1987-88)
21.8 ..... Craig Ramsay (1980-81)
21.4 ..... Ric Seiling (1980-81)

MOST PENALTY MINUTES IN A SEASON

354 ..... Rob Ray (1991-92)
350 ..... Rob Ray (1990-91)
335 ..... Matthew Barnaby (1995-96)
316 ..... Mike Hartman (1988-89)
309 ..... Brad May (1991-92)
305 ..... Gord Donnelly (1991-92)
295 ..... Brad May (1995-96)
289 ..... Matthew Barnaby (1997-98)
287 ..... Rob Ray (1995-96)
286 ..... Rob Ray (1996-97)

MOST HAT TRICKS IN A SEASON

7 ..... Rick Martin (1975-76)
7 ..... Alexander Mogilny (1992-93)
4 ..... Pat LaFontaine (1991-92)
4 ..... Rick Martin (1973-74)
4 ..... Gilbert Perreault (1977-78)
4 ..... Drew Stafford (2010-11)
4 ..... Thomas Vanek (2007-08)
3 ..... Dave Andreychuk (1987-88)
3 ..... Danny Gare (1975-76)
3 ..... Gilbert Perreault (1974-75)/
..... Rene Robert (1976-77)/Eddie Shack (1970-71)

MOST GAMES BY A GOALTENDER

76 ..... Ryan Miller (2007-08)
72 ..... Martin Biron (2001-02)
72 ..... Don Edwards (1977-78)
72 ..... Dominik Hasek (1997-98)
69 ..... Ryan Miller (2009-10)
67 ..... Dominik Hasek (1996-97)
67 ..... Dominik Hasek (2000-01)
66 ..... Ryan Miller (2010-11)
64 ..... Dominik Hasek (1998-99)
63 ..... Roger Crozier (1971-72)/Ryan Miller (2006-07)

MOST MINUTES BY A GOALTENDER

4,474 ..... Ryan Miller (2007-08)
4,220 ..... Dominik Hasek (1997-98)
4,209 ..... Don Edwards (1977-78)
4,085 ..... Martin Biron (2001-02)
4,047 ..... Ryan Miller (2009-10)
4,037 ..... Dominik Hasek (1996-97)
3,904 ..... Dominik Hasek (2000-01)
3,829 ..... Ryan Miller (2010-11)
3,817 ..... Dominik Hasek (1998-99)
3,693 ..... Ryan Miller (2006-07)

MOST WINS BY A GOALTENDER

41 ..... Ryan Miller (2009-10)
40 ..... Ryan Miller (2006-07)
38 ..... Don Edwards (1977-78)
37 ..... Dominik Hasek (1996-97)
37 ..... Dominik Hasek (2000-01)
36 ..... Ryan Miller (2007-08)
34 ..... Ryan Miller (2008-09)
34 ..... Ryan Miller (2010-11)
33 ..... Dominik Hasek (1997-98)
31 ..... Martin Biron (2001-02)/
..... Gerry Desjardins (1976-77)/Daren Puppa (1989-90)

MOST LOSSES BY A GOALTENDER

34 ..... Roger Crozier (1971-72)
30 ..... Dominik Hasek (1995-96)
28 ..... Martin Biron (2001-02)
28 ..... Martin Biron (2002-03)
27 ..... Ryan Miller (2007-08)
24 ..... Tom Barrasso (1985-86)
24 ..... Dominik Hasek (2000-01)
23 ..... Tom Barrasso (1986-87)
23 ..... Don Edwards (1981-82)
23 ..... Dominik Hasek (1997-98)

BEST SAVE PERCENTAGE (25+ GP)

.937 ..... Dominik Hasek (1998-99)
.932 ..... Dominik Hasek (1997-98)
.930 ..... Dominik Hasek (1994-95)
.930 ..... Dominik Hasek (1993-94)
.930 ..... Dominik Hasek (1996-97)
.929 ..... Ryan Miller (2009-10)
.923 ..... Ryan Miller (2013-14)
.921 ..... Dominik Hasek (2000-01)
.920 ..... Dominik Hasek (1995-96)
.920 ..... Chad Johnson (2015-16)

LOWEST GOALS-AGAINST AVG. (25+ GP)

1.87 ..... Dominik Hasek (1998-99)
1.95 ..... Dominik Hasek (1993-94)
2.09 ..... Dominik Hasek (1997-98)
2.11 ..... Dominik Hasek (2000-01)
2.11 ..... Dominik Hasek (1994-95)
2.21 ..... Dominik Hasek (1999-00)
2.22 ..... Ryan Miller (2009-10)
2.22 ..... Martin Biron (2001-02)
2.27 ..... Dominik Hasek (1996-97)
2.36 ..... Bob Sauve (1979-80)

MOST SHOTS FACED BY A GOALTENDER

2,190 ..... Roger Crozier (1971-72)
2,177 ..... Dominik Hasek (1996-97)
2,149 ..... Dominik Hasek (1997-98)
2,098 ..... Ryan Miller (2009-10)
2,011 ..... Dominik Hasek (1995-96)
1,970 ..... Don Edwards (1977-78)
1,964 ..... Ryan Miller (2010-11)
1,886 ..... Ryan Miller (2006-07)
1,877 ..... Dominik Hasek (1998-99)
1,788 ..... Ryan Miller (2011-12)

MOST GOALS BY A DEFENSEMAN

31 ..... Phil Housley (1983-84)
29 ..... Phil Housley (1987-88)
26 ..... Phil Housley (1988-89)
21 ..... Phil Housley (1986-87)
21 ..... Phil Housley (1989-90)
19 ..... Phil Housley (1982-83)
18 ..... John Van Boxmeer (1980-81)
16 ..... Phil Housley (1984-85)
15 ..... Phil Housley (1985-86)
15 ..... Alexei Zhitnik (1997-98)

MOST ASSISTS BY A DEFENSEMAN

60 ..... Phil Housley (1989-90)
54 ..... John Van Boxmeer (1981-82)
53 ..... Phil Housley (1984-85)
51 ..... John Van Boxmeer (1980-81)
47 ..... Phil Housley (1985-86)
47 ..... Phil Housley (1982-83)
46 ..... Phil Housley (1986-87)
46 ..... Phil Housley (1983-84)
45 ..... Doug Bodger (1992-93)
44 ..... Garry Galley (1995-96)/
..... Phil Housley (1988-89)/Jerry Korab (1974-75)

MOST POINTS BY A DEFENSEMAN

81 ..... Phil Housley (1989-90)
77 ..... Phil Housley (1983-84)
70 ..... Phil Housley (1988-89)
69 ..... Phil Housley (1984-85)

Continued in the next column.

MOST POINTS BY A DEFENSEMAN

69 ..... John Van Boxmeer (1980-81)
68 ..... John Van Boxmeer (1981-82)
67 ..... Phil Housley (1986-87)
66 ..... Phil Housley (1987-88)
66 ..... Phil Housley (1982-83)
62 ..... Phil Housley (1985-86)

MOST GOALS BY A ROOKIE

44 ..... Rick Martin (1971-72)
38 ..... Gilbert Perreault (1970-71)
38 ..... Ray Sheppard (1987-88)
31 ..... Donald Audette (1991-92)
31 ..... Danny Gare (1974-75)
25 ..... Thomas Vanek (2005-06)
24 ..... Jack Eichel (2015-16)
23 ..... Sam Reinhart (2015-16)
22 ..... Peter McNab (1974-75)/
..... Christian Ruuttu (1986-87)/John Tucker (1984-85)

MOST ASSISTS BY A ROOKIE

47 ..... Phil Housley (1982-83)
43 ..... Christian Ruuttu (1986-87)
38 ..... Calle Johansson (1987-88)
37 ..... Tyler Myers (2009-10)
36 ..... J.F. Sauve (1981-82)
35 ..... Derek Plante (1993-94)
34 ..... Gilbert Perreault (1970-71)
32 ..... Jack Eichel (2015-16)
31 ..... Danny Gare (1974-75)
30 ..... Benoit Hogue (1988-89)/Rick Martin (1971-72)

MOST POINTS BY A ROOKIE

74 ..... Rick Martin (1971-72)
72 ..... Gilbert Perreault (1970-71)
66 ..... Phil Housley (1982-83)
65 ..... Christian Ruuttu (1986-87)
65 ..... Ray Sheppard (1987-88)
62 ..... Danny Gare (1974-75)
56 ..... Jack Eichel (2015-16)
56 ..... Derek Plante (1993-94)
55 ..... J.F. Sauve (1981-82)
49 ..... Tyler Ennis (2010-11)/John Tucker (1984-85)

MOST PENALTY MINUTES BY A ROOKIE

309 ..... Brad May (1991-92)
178 ..... Jim Schoenfeld (1972-73)
168 ..... Doug Barrie (1970-71)
162 ..... Kevin Maguire (1987-88)
151 ..... Andrew Peters (2003-04)
120 ..... Benoit Hogue (1988-89)
115 ..... Bob Halkidis (1985-86)
108 ..... Steve Dykstra (1985-86)
106 ..... Matthew Barnaby (1993-94)
104 ..... Bob Boughner (1995-96)

GAME RESULTS

GREATEST MARGIN

Winning	12	(14-2 win 12-21-75 vs. Washington)
Losing	9	(11-2 loss 11-7-70 at Montreal)
		(9-0 loss 3-13-71 at St. Louis)
		(9-0 loss 10-10-81 at Montreal)
		(9-0 loss 12-22-87 at Boston)
		(9-0 loss 11-5-88 at Calgary)
		(9-0 loss 12-6-88 at Hartford)

TIE SCORE

Highest	8-8	(1-15-92 at New Jersey)
Lowest	0-0	(11-9-72 vs. California)
		(10-31-79 at Chicago)
		(2-5-83 at Quebec)
		(10-15-86 vs. Montreal)
		(11-2-96 at Colorado)
		(12-23-96 at New Jersey)
		(10-27-98 at N.Y. Rangers)
		(12-8-99 vs. Ottawa)
		(1-13-00 at Boston)
		(1-21-03 vs. Pittsburgh)

SCORING

MOST GOALS

For	14	(14-2 win 12-21-75 vs. Washington)
		(14-4 win 3-19-81 vs. Toronto)
Against	11	(11-2 loss 11-7-70 at Montreal)
Combined	18	(14-4 win 3-19-81 vs. Toronto)

MOST GOALS IN ONE PERIOD

For	9	(3-19-81 vs. Toronto)
Allowed	7	(11-7-70 at Montreal)
Combined	12	(3-19-81, at Buffalo, 9 and Toronto, 3)

MOST BUFFALO POINTS

Game	40	(12-21-75 vs. Washington)
Period	23	(12-21-75 vs. Washington)
		(3-19-81 vs. Toronto)

MOST POINTS IN ONE PERIOD

Combined	31	(3-19-81, at Buffalo, 23 and Toronto, 8)

FASTEST TWO GOALS

For	:04	(Lee Fogolin and Don Luce, 10-17-74 vs. California)
Against	:07	(Jim Moxey and Wayne Merrick, 2-1-76 at California)
		(Marcel Dionne and Hartland Monahan, 1-11-78 vs. Los Angeles)
		(Larry DePalma and Dave Snuggerud, 11-5-92 at San Jose)
		(Ryan Carter and Nino Niederreiter, 11-13-14 at Minnesota)
Combined	:04	(Marian Stastny/QUE and Dale McCourt/BUF, 1-2-82 at Quebec)

FASTEST THREE GOALS

For	:39	(Pat LaFontaine, Wayne Presley and Donald Audette, 3-22-92 at Chicago)

SCORING

FASTEST THREE GOALS

Against	:34	(Danny Gare [2x] and Bob Manno, 10-26-84 at Detroit)
Combined	:17	(Ryan Carter/MIN, Nino Niederreiter/MIN and Zemgus Girgensons/BUF, 11-13-14 at Minnesota)

FASTEST TWO GOALS BY ONE PLAYER

For	:05	(Nathan Gerbe, 1-21-11 vs. N.Y. Islanders)
Against	:10	(Darryl Sittler, 2-19-72 at Toronto)

FASTEST THREE GOALS BY ONE PLAYER

For	3:49	(Don Luce, 12-22-74 at Washington)
Against	4:55	(Rick Kehoe, 3-10-76 at Pittsburgh)

FASTEST GOAL FROM OPENING FACEOFF

For	:05	(Alexander Mogilny, 12-21-91 vs. Toronto)
Against	:09	(Yvon Cournoyer, 12-22-73 at Montreal)
		(Jim Wiemer, 3-27-85 vs. N.Y. Rangers)

FASTEST BUFFALO GOALS FROM START OF PERIOD

One Goal	:05	(Alexander Mogilny, 12-21-91 vs. Toronto)
Two Goals	:31	(Rene Robert and Rick Martin, 1-10-74 at N.Y. Rangers)

SHOTS ON GOAL

SABRES SHOTS

Most	58	(2-2-75 vs. Kansas City)
Fewest	10	(10-28-14 at Toronto)
		(2-8-15 vs. N.Y. Islanders)

OPPONENT SHOTS

Most	72	(12-10-70 at Boston)
Fewest	8	(3-21-76 vs. Kansas City)

SABRES AND OPPONENTS SHOTS COMBINED

Most	100	(12-10-70 vs. Boston)
Fewest	33	(10-15-83 vs. Boston)

GREATEST MARGIN OF SHOTS FAVORING

Sabres	37	(3-3-82 vs. Hartford, 52-15)
Opp.	44	(12-10-70 at Boston, 72-28)

SABRES SHOTS IN ONE PERIOD

Most	26	(2-25-78 vs. Cleveland)
Fewest	0	(2-19-81 at Montreal)
		(1-16-99 at Ottawa)
		(10-7-11 vs. Anaheim)

SHOTS ALLOWED IN ONE PERIOD

Most	30	(12-10-70 at Boston)
Fewest	0	(3-21-76 vs. Kansas City)

SABRES AND OPPONENTS SHOTS COMBINED IN ONE PERIOD

Most	41	(2-2-75 vs. Kansas City)
Fewest	5	(3-14-72 vs. Minnesota)
		(12-23-72 vs. Los Angeles)
		(1-13-74 vs. St. Louis)

SHOTS ON GOAL

MOST SHOTS IN OVERTIME PERIOD

Sabres	9	(2-1-00 vs. Anaheim)
Opp.	10	(2-16-96 vs. New Jersey)
Combined	12	(1-12-06 vs. Phoenix)

PENALTY MINUTES

MOST PENALTY MINUTES

Sabres	188	(3-31-92 at Minnesota)
Opp.	172	(3-31-92 at Minnesota)
Combined	360	(3-31-92 at Minnesota)

SERVICE

MOST SEASONS

Career	17	Gilbert Perreault (1970-71 to 1986-87)

MOST GAMES PLAYED OVERALL

Career	1,191	Gilbert Perreault (1970-71 to 1986-87)
Season	84	Pat LaFontaine (1992-93)
		Brad May (1993-94)
		Richard Smehlik (1993-94)
		Randy Wood (1993-94)

MOST CONSECUTIVE GAMES PLAYED

Career	776	Craig Ramsay (3-27-73 to 2-10-83)

MOST GAMES PLAYED BY LEFT WING

Career	1,070	Craig Ramsay (1971-72 to 1984-85)
Season	84	Brad May (1993-94)
		Randy Wood (1993-94)

MOST GAMES PLAYED BY CENTER

Career	1,191	Gilbert Perreault (1970-71 to 1986-87)
Season	84	Pat LaFontaine (1992-93)

MOST GAMES PLAYED BY RIGHT WING

Career	889	Rob Ray (1989-90-2002-03)
Season	82	Ales Kotalik (2005-06)

MOST GAMES PLAYED BY DEFENSEMAN

Career	911	Mike Ramsey (1979-80 to 1992-93)
Season	84	Richard Smehlik (1993-94)

GOALS

MOST GOALS OVERALL

Career	512	Gilbert Perreault (1970-71 to 1986-87)
Season	76	Alexander Mogilny (1992-93)
Game	5	Dave Andreychuk (2-6-86 at Boston)

MOST CONSECUTIVE GOAL-SCORING GAMES

Season	8	Alexander Mogilny (12-15-92 to 1-3-93)
		Mike Foligno (12-28-84 to 1-12-85)
		Miroslav Satan (12-19-98 to 1-2-99)

MOST GOALS BY LEFT WING

Career	382	Rick Martin (1971-72 to 1980-81)
Season	52	Rick Martin (1973-74; 1974-75)
Game	5	Dave Andreychuk (2-6-86 at Boston)

MOST GOALS BY CENTER

Career	512	Gilbert Perreault (1970-71 to 1986-87)
Season	53	Pat LaFontaine (1992-93)
Game	3	Many times. Last: Sam Reinhart (1-10-16 at Winnipeg)

MOST GOALS BY RIGHT WING

Career	267	Danny Gare (1974-75 to 1981-82)
Season	76	Alexander Mogilny (1992-93)

GOALS

MOST GOALS BY RIGHT WING

Game	4	Alexander Mogilny (2-10-93 at Winnipeg; 2-24-93 vs. Detroit)
		Miroslav Satan (2-16-04 vs. Atlanta]

MOST GOALS BY DEFENSEMAN

Career	156	Phil Housley (1982-83 to 1989-90)
Season	29	Phil Housley (1987-88)
Game	3	Jerry Korab (11-19-78 vs. Minnesota)
		Jim Schoenfeld (3-13-81 at Winnipeg)
		John Van Boxmeer (11-7-81 at N.Y. Islanders)
		Phil Housley (1-23-83 vs. Winnipeg; 1-22-88 vs. New Jersey)
		Hannu Virta (3-19-83 at Montreal)
		Rasmus Ristolainen (12-10-15 at Calgary)

MOST HAT TRICKS

Career	21	Rick Martin (1971-72 to 1980-81)
Season	7	Rick Martin (1975-76)
		Alexander Mogilny (1992-93)

MOST 4-OR-MORE GOAL GAMES

Career	4	Rick Martin (1971-72 to 1980-81)
Season	2	Alexander Mogilny (1992-93)

MOST GAME-WINNING GOALS

Career	81	Gilbert Perreault (1970-71 to 1986-87)
Season	11	Danny Gare (1979-80)
		Alexander Mogilny (1992-93)

20-GOAL SEASON

MOST 20-GOAL SEASONS

Career	15	Gilbert Perreault (1970-71 to 1972-73; 1974-75 to 1985-86)

MOST CONSECUTIVE 20-GOAL SEASONS

Career	12	Gilbert Perreault (1974-75 to 1985-86)

30-GOAL SEASON

MOST 30-GOAL SEASONS

Career	10	Gilbert Perreault (1970-71; 1974-75 to 1977-78; 1979-80; 1981-82 to 1984-85)

MOST CONSECUTIVE 30-GOAL SEASONS

Career	6	Rick Martin (1971-72 to 1976-77)

40-GOAL SEASON

MOST 40-GOAL SEASONS

Career	5	Rick Martin (1971-72; 1973-74 to 1975-76; 1979-80)

MOST CONSECUTIVE 40-GOAL SEASONS

Career	3	Rick Martin (1973-74 to 1975-76)

50-GOAL SEASON

MOST 50-GOAL SEASONS

Career	2	Danny Gare (1975-76; 1979-80)
		Rick Martin (1973-74 to 1974-75)

MOST CONSECUTIVE 50-GOAL SEASONS

Career	2	Rick Martin (1973-74 to 1974-75)

ASSISTS

MOST ASSISTS OVERALL

Career	814	Gilbert Perreault (1970-71 to 1986-87)
Season	95	Pat LaFontaine (1992-93)
Game	5	Gilbert Perreault (2-1-76 at California; 3-9-80 vs. St. Louis; 1-4-84 vs. Winnipeg) Dale Hawerchuk (1-15-92 at New Jersey) Pat LaFontaine (3-19-92 at Los Angeles; 12-31-92 vs. N.Y. Rangers; 2-10-93 at Winnipeg)

MOST CONSECUTIVE ASSIST-SCORING GAMES

Season	11	Gilbert Perreault (12-23-84 to 1-13-85)

MOST ASSISTS BY LEFT WING

Career	436	Dave Andreychuk (1982-83 to 1992-93; 2000-01)
Season	51	Dave Andreychuk (1985-86)
Game	5	Dale Hawerchuk (1-15-92 at New Jersey)

MOST ASSISTS BY CENTER

Career	814	Gilbert Perreault (1970-71 to 1986-87)
Season	95	Pat LaFontaine (1992-93)
Game	5	Gilbert Perreault (2-1-76 at California; 3-9-80 vs. St. Louis; 1-4-84 vs. Winnipeg) Pat LaFontaine (3-19-92 at Los Angeles; 12-31-92 vs. N.Y. Rangers; 2-10-93 at Winnipeg)

MOST ASSISTS BY RIGHT WING

Career	330	Rene Robert (1971-72 to 1978-79)
Season	60	Rene Robert (1974-75)
Game	4	Several times, last Alexander Mogilny (3-30-95 vs. Ottawa)

MOST ASSISTS BY DEFENSEMAN

Career	334	Phil Housley (1982-83 to 1989-90)
Season	60	Phil Housley (1989-90)
Game	4	Bill Hajt (11-13-76 vs. N.Y. Rangers) Phil Housley (12-23-89 at Quebec) Brian Campbell (10-13-07 vs. Washinton) Toni Lydman (2-27-08 vs. Nashville)

SHOTS ON GOAL

MOST SHOTS ON GOAL OVERALL

Career	2,837	Gilbert Perreault (1970-71 to 1986-87)
Season	360	Alexander Mogilny (1992-93)
Game	12	Rene Robert (4-1-76 vs. Boston) Jim Schoenfeld (12-10-78 vs. Toronto) Mike Foligno (3-3-82 vs. Hartford) Ken Priestlay (3-4-88 vs. N.Y. Rangers) Dave Andreychuk (11-13-92 vs. Hartford) Alexander Mogilny (3-16-93 at St. Louis)

HIGHEST SHOOTING PERCENTAGE

Season (50+ Games)		
	24.4	Peter McNab (1974-75)
Career (50+ Goals)		
	18.9	John Tucker (1983-84 to 1990-91)

POINTS

MOST POINTS OVERALL

Career	1,326	Gilbert Perreault (1970-71 to 1986-87)
Season	148	Pat LaFontaine (1992-93)
Game	7	Gilbert Perreault (2-1-76 at California)

MOST POINT-SCORING GAMES IN SUCCESSION

Season	18	Gilbert Perreault (10-24-71 to 12-4-71)

MOST POINTS BY LEFT WING

Career	804	Dave Andreychuk (1982-83 to 1992-93; 2000-01)
Season	95	Rick Martin (1974-75)
Game	6	Dave Andreychuk (2-6-86 at Boston)

MOST POINTS BY CENTER

Career	1,326	Gilbert Perreault (1970-71 to 1986-87)
Season	148	LaFontaine (1992-93)
Game	7	Gilbert Perreault (2-1-76 at California)

MOST POINTS BY RIGHT WING

Career	552	Rene Robert (1971-72 to 1978-79)
Season	127	Alexander Mogilny (1992-93)
Game	6	Jim Lorentz (12-6-73 vs. N.Y. Rangers)

MOST POINTS BY DEFENSEMAN

Career	490	Phil Housley (1982-83 to 1989-90)
Season	81	Phil Housley (1989-90)
Game	5	John Van Boxmeer (11-7-81 at N.Y. Islanders) Phil Housley (12-23-89 at Quebec)

PENALTY MINUTES

MOST PENALTY MINUTES OVERALL

Career	3,097	Rob Ray (1989-90 to 2001-02)
Season	354	Rob Ray (1991-92)
Game	39	Reg Fleming (10-18-70 vs. Pittsburgh)

MOST PENALTY MINUTES BY LEFT WING

Career	1,746	Rob Ray (1989-90 to 1995-96)
Season	354	Rob Ray (1991-92)

MOST PENALTY MINUTES BY CENTER

Career	500	Gilbert Perreault (1970-71 to 1986-87)
Season	120	Benoit Hogue (1988-89)

MOST PENALTY MINUTES BY RIGHT WING

Career	1,450	Mike Foligno (1981-82 to 1990-91)
Season	335	Matthew Barnaby (1995-96)

MOST PENALTY MINUTES BY DEFENSEMAN

Career	1,390	Larry Playfair (1978-79 to 1985-86; 1988-89 to 1989-90)
Season	258	Larry Playfair (1981-82)

PLUS/MINUS

HIGHEST PLUS/MINUS RATING

Career	+328	Craig Ramsay (1971-72 to 1984-85)
Season	+61	Don Luce (1974-75)

SPECIAL TEAMS

MOST POWER-PLAY GOALS

Career	161	Dave Andreychuk (1982-83 to 1992-93; 2000-01)
Season	28	Dave Andreychuk (1991-92)
Game	4	Dave Andreychuk (3-19-92 at Los Angeles)

MOST SHORTHANDED GOALS

Career	27	Craig Ramsay (1971-72 to 1984-85)
Season	8	Don Luce (1974-75)
Game	2	Don Luce (12-22-74 at Washington)
		Bob Sweeney (4-1-95 at N.Y. Islanders)
		Michael Peca (12-31-97 vs. Ottawa)
		Alexei Zhitnik (3-19-98 vs. Florida)

ROOKIES

MOST GOALS BY ROOKIE

Season	44	Rick Martin (1971-72)

MOST ASSISTS BY ROOKIE

Season	47	Phil Housley (1982-83)

MOST POINTS BY ROOKIE

Season	74	Rick Martin (1971-72)

MOST PENALTY MINUTES BY ROOKIE

Season	309	Brad May (1991-92)

FASTEST GOAL BY ROOKIE FROM START OF FIRST NHL GAME

Game	:18	(Danny Gare, 10-10-74 vs. Boston)

GOALTENDERS

MOST GAMES PLAYED

Career	540	Ryan Miller (2002-03 to 2013-14)
Season	76	Ryan Miller (2007-08)

MOST WINS

Career	284	Ryan Miller (2002-03 to 2013-14)
Season	40	Ryan Miller (2006-07)

MOST LOSSES

Career	186	Ryan Miller (2002-03 to 2013-14)
Season	34	Roger Crozier (1971-72)

MOST MINUTES PLAYED

Career	31,661	Ryan Miller (2002-03 to 2013-14)
Season	4,474	Ryan Miller (2007-08)

LOWEST GOALS-AGAINST AVERAGE

Career	2.22	Dominik Hasek (1992-93 to 2000-01)
Season	1.87	Dominik Hasek (1998-99)

SAVES IN COMPLETE GAME

Most	64	Joe Daley (12-10-70 at Boston)
Fewest	7	Al Smith (3-21-76 vs. Kansas City)

MOST SHUTOUTS

Career	55	Dominik Hasek (1992-93 to 2000-01)
Season	13	Dominik Hasek (1997-98)

LONGEST SHUTOUT SEQUENCE

Season	221:58	Martin Biron (4:22 of 3rd period at San Jose 1-16-03 to 0:46 of 2nd period at Ottawa 1-25-03)

SAVES IN SHUTOUT

Most	44	Chad Johnson (12-17-15 vs. Anaheim)
Fewest	14	Gary Bromley (12-8-74 vs. Minnesota)
		Don Edwards (12-10-79 vs. Detroit)
		Tom Barrasso (12-28-84 vs. Winnipeg; 1-19-85 at Hartford; 4-5-87 vs. Hartford)

MOST PENALTY MINUTES

Career	182	Tom Barrasso (1983-84 to 1988-89)
Season	50	Tom Barrasso (1987-88)

MOST ASSISTS

Career	17	Tom Barrasso (1983-84 to 1988-89)
Season	6	Tom Barrasso (1984-85)
Game	2	Daren Puppa (12-28-88 vs. Detroit; 1-14-91 at Toronto)

A

Player (Seasons)	GP	G	A	PTS	PIM	Unif. No.
Adam, Luke (2010-11—2013-14)	87	15	11	26	32	72
Afinogenov, Maxim (1999-00—2008-09)	569	134	200	334	440	61
Ambroziak, Peter (1994-95)	12	0	1	1	0	12
Anderson, Ron (1970-71—1971-72)	111	14	16	30	63	16
Anderson, Shawn (1986-87—1989-90)	113	6	26	32	66	37
Andersson, Mikael (1985-86—1988-89)	99	4	33	37	18	14
Andrea, Paul (1970-71)	47	11	21	32	4	21
Andreychuk, Dave (1982-83—1992-93; 2000-01)	837	368	436	804	596	25,29,52
Armia, Joel (2014-15)	1	0	0	0	0	33
Arniel, Scott (1986-87—1989-90)	295	64	74	138	243	9
Astley, Mark (1993-94—1995-96)	75	4	19	23	92	21,33
Atkinson, Steve (1970-71—1973-74)	255	49	47	96	96	19
Audette, Donald (1990-91—1997-98; 2000-01)	421	166	131	297	335	28,45

B

Player (Seasons)	GP	G	A	PTS	PIM	Unif. No.
Bailey, Justin (2015-16)	8	0	0	0	2	56
Ball, Terry (1970-71—1971-72)	12	0	1	1	6	21, 28
Barnaby, Matthew (1992-93—1998-99)	317	47	79	126	1248	36
Barnes, Stu (1998-99—2002-03)	310	67	105	172	98	41
Barrasso, Tom (1983-84—1988-89)	266	0	17	17	182	30
Barrie, Doug (1970-71—1971-72)	102	6	28	34	213	5
Bartovic, Milan (2002-03—2003-04)	26	2	8	10	18	15
Benoit, Andre (2014-15)	59	1	8	9	20	61
Bernier, Steve (2007-08)	17	3	6	9	2	56
Biron, Martin (1995-96; 1998-99—2006-07)	300	0	5	5	57	00, 43
Black, James (1993-94)	2	0	0	0	0	40
Blue, John (1995-96)	5	0	0	0	0	1
Bodger, Doug (1988-89—1995-96)	479	54	233	287	506	8
Bogosian, Zach (2014-15—2015-16)	85	7	24	31	106	47
Boland, Mike (1978-79)	22	1	2	3	29	15
Botterill, Jason (2002-03—2003-04)	36	3	5	8	28	28
Boucher, Philippe (1992-93—1994-95)	65	7	16	23	43	24, 4
Boulton, Eric (2000-01—2003-04)	172	5	12	17	511	26
Boughner, Bob (1995-96—1997-98)	177	2	11	13	494	6, 46, 4
Boyes, Brad (2010-11—2011-12)	86	13	24	37	12	22
Breitenbach, Ken (1975-76—1976-77; 1978-79)	68	1	13	14	49	23, 26
Briere, Daniel (2002-03—2006-07)	225	92	138	230	219	48
Bromley, Gary (1973-74—1975-76)	63	0	4	4	4	24, 28, 29
Brown, Brad (2003-04)	13	0	2	2	12	4
Brown, Curtis (1994-95—2003-04)	542	109	143	252	288	37
Brown, Greg (1990-91; 1992-93)	49	1	3	4	41	15, 9
Butler, Chris (2008-09—2010-11)	155	5	31	36	66	34
Brennan, TJ (2011-12—2012-13)	21	2	0	2	12	33
Brydges, Paul (1986-87)	15	2	2	4	6	16
Burridge, Randy (1995-96—1997-98)	159	39	60	99	50	12
Busniuk, Ron (1972-73—1973-74)	6	0	3	3	13	21, 24
Byers, Mike (1971-72)	46	9	7	16	12	12
Byron, Paul (2010-11)	8	1	1	2	2	24
Byron, Paul (2010-11)	8	1	1	2	2	24

C

Player (Seasons)	GP	G	A	PTS	PIM	Unif. No.
Campbell, Brian (1999-00—2007-08)	391	32	144	176	113	51
Card, Mike (2006-07)	4	0	0	0	0	33
Carney, Keith (1991-92—1993-94)	51	4	9	13	77	6, 26

C

Player (Seasons)	GP	G	A	PTS	PIM	Unif. No.
Carriere, Larry (1972-73—1974-75; 1977-78)	206	9	43	52	284	5, 23
Catenacci, Daniel (2015-16)	11	0	0	0	0	43
Ciavaglia, Peter (1991-92—1992-93)	5	0	0	0	0	12
Cloutier, Jacques (1981-82—1982-83; 1984-85—1988-89)	144	0	7	7	29	1, 29
Cloutier, Real (1983-84—1984-85)	82	24	36	60	25	8
Colaiacovo, Carlo (2015-16)	36	1	4	5	10	25
Conacher, Cory (2013-14)	19	3	3	6	16	88
Conklin, Ty (2006-07)	5	0	0	0	2	35
Conn, Rob (1995-96)	28	2	5	7	18	25
Connolly, Tim (2001-02—2010-11)	464	94	226	320	174	18, 19
Corkum, Bob (1989-90; 1991-92—1992-93; 2001-02)	106	10	9	19	73	19, 42, 29
Creighton, Adam (1983-84—1988-89)	172	40	60	100	196	15, 34, 38
Crozier, Roger (1970-71—1975-76)	202	0	3	3	24	1
Cunneyworth, Randy (1980-81—1981-82; 1998-99)	35	4	6	10	49	7, 19, 23, 17
Curran, Brian (1990-91—1991-92)	20	0	1	1	57	39, 41
Cyr, Paul (1982-83—1987-88)	342	85	111	196	454	8, 18

D

Player (Seasons)	GP	G	A	PTS	PIM	Unif. No.
D'Agostini, Matt (2013-14)	49	5	6	11	22	27
D'Amigo, Jerry (2014-15)	9	0	0	0	2	49
Daley, Joe (1970-71)	38	0	1	1	12	30
Dalpe, Zac (2014-15)	21	1	2	3	4	20
Davis, Mal (1982-83—1985-86)	89	29	22	51	34	25, 29
Dawe, Jason (1993-94—1997-98)	290	79	79	158	132	17, 43
Deadmarsh, Butch (1970-71—1972-73)	56	2	2	4	39	8, 9, 16, 24
DeGray, Dale (1989-90)	6	0	0	0	6	28
Delmore, Andy (2003-04)	37	2	5	7	29	5
Desjardins, Gerry (1974-75—1977-78)	116	0	1	1	4	30
Deslauriers, Nicolas (2013-14—2015-16)	169	12	16	28	148	44
Donnelly, Gord (1991-92—1993-94)	134	5	11	16	557	34
Donnelly, Mike (1987-88—1989-90)	74	11	16	27	62	7, 16, 24
Draper, Tom (1991-92—1992-93)	37	0	3	3	4	35
Drury, Chris (2003-04—2006-07)	234	85	104	189	130	23
Dryden, Dave (1970-71—1973-74)	120	0	2	2	4	28, 30
Dudley, Rick (1972-73—1974-75; 1978-79—1980-81)	279	70	94	164	264	9, 17
Duff, Dick (1970-71—1971-72)	61	9	15	24	12	8, 20
Dumont, J.P. (2000-01—2005-06)	362	102	121	223	218	17
Dunn, Richie (1977-78—1981-82; 1985-86—1988-89)	327	27	105	132	235	3, 21, 26, 29
Dykstra, Steve (1985-86—1987-88)	128	5	23	28	378	4, 42

E

Player (Seasons)	GP	G	A	PTS	PIM	Unif. No.
Eatough, Jeff (1981-82)	1	0	0	0	0	19
Edwards, Don (1976-77—1981-82)	307	0	11	11	32	1, 29
Ehrhoff, Christian (2011-12—2013-14)	192	16	71	87	119	10
Eichel, Jack (2015-16)	81	24	32	56	22	15
Eliot, Darren (1988-89)	2	0	0	0	0	34
Ellis, Matt (2008-09—2014-15)	286	18	23	41	57	37
Engblom, Brian (1985-86)	30	1	4	5	16	28
Ennis, Tyler (2009-10—2015-16)	368	92	131	223	156	63
Enroth, Jhonas (2009-10—2014-15)	118	0	0	0	2	1
Errey, Bob (1992-93)	8	1	3	4	4	12
Essensa, Bob (2001-02)	9	0	0	0	0	31
Evans, Chris (1971-72)	61	6	18	24	98	24

F

Player (Seasons)	GP	G	A	PTS	PIM	Unif. No.
Farr, Rocky (1972-73—1974-75)	19	0	0	0	2	28, 30
Fasching, Hudson (2015-16)	7	1	1	2	4	52
Fenyves, Dave (1982-83—1986-87)	148	2	27	29	87	8, 31
Ferner, Mark (1986-87; 1988-89)	15	0	3	3	11	28, 29
Finley, Joe (2011-12)	5	0	0	0	12	4
Fischer, Ron (1981-82—1982-83)	18	0	7	7	6	6, 23, 28
Fitzpatrick, Rory (2001-02—2005-06)	157	9	15	24	114	8
Fleming, Reg (1970-71)	78	6	10	16	159	9
Flynn, Brian (2012-13—2014-15)	159	17	24	41	24	65
Fogolin, Lee (1974-75—1978-79; 1986-87)	338	8	70	78	432	5, 33
Foligno, Marcus (2011-12—2015-16)	267	36	57	93	261	82
Foligno, Mike (1981-82—1990-91)	664	247	264	511	1450	17
Franceschetti, Lou (1990-91—1991-92)	36	1	8	9	26	15, 37, 34
Franson, Cody (2015-16)	59	4	13	17	26	46
Fuhr, Grant (1992-93—1994-95)	64	0	4	4	26	31
Funk, Michael (2006-07—2007-08)	9	0	2	2	0	3

G

Player (Seasons)	GP	G	A	PTS	PIM	Unif. No.
Gage, Jody (1985-86; 1987-88;1991-92)	18	3	3	6	2	12, 14, 33
Galley, Garry (1994-95—1996-97)	163	15	87	102	193	3
Gardner, Paul (1985-86)	2	0	0	0	0	28
Gare, Danny (1974-75—1981-82)	503	267	233	500	686	18
Gaustad, Paul (2002-03; 2005-06–2011-12)	479	71	110	181	585	60, 28
Gerbe, Nathan (2008-09–2012-13)	188	29	43	72	88	42
Gillies, Clark (1986-87—1987-88)	86	15	19	34	132	39, 90
Gillis, Jere (1982-83)	3	0	0	0	0	25
Gilmour, Doug (1999-00—2000-01)	82	10	45	55	82	93
Gionta, Brian (2014-15—2015-16)	148	25	43	68	30	12
Girgensons, Zemgus (2013-14—2015-16)	202	30	40	70	59	28
Gordiouk, Viktor (1992-93; 1994-95)	26	3	8	11	0	9
Gorges, Josh (2014-15—2015-16)	123	2	16	18	88	4
Gould, John (1971-72—1973-74; 1979-80)	92	14	12	26	13	17, 21, 23, 24
Goyette, Phil (1970-71—1971-72)	97	18	67	85	20	10
Gragnani, Marc-Andre (2007-08—2008-09; 2011-12)	59	2	13	15	28	17
Grand-Pierre, Jean-Luc (1998-99—1999-00)	27	0	1	1	32	34
Gratton, Chris (1999-00—2002-03)	244	50	81	131	278	77
Gratton, Norm (1972-73—1974-75)	102	15	23	38	30	9, 14
Grier, Mike (2003-04—2005-06; 2010-11)	241	23	47	70	58	25
Grigorenko, Mikhail (2012-13—2014-15)	68	6	8	14	4	25
Grosek, Michal (1995-96—1999-00)	308	62	98	160	299	18
Guay, Francois (1989-90)	1	0	0	0	0	43
Guevremont, Jocelyn (1974-75—1978-79)	326	38	130	168	189	3, 22

H

Player (Seasons)	GP	G	A	PTS	PIM	Unif. No.
Hackett, Matt (2013-14—2014-15)	13	0	0	0	0	31
Hajdu, Richard (1985-86—1986-87)	5	0	0	0	4	8, 28
Hajt, Bill (1973-74—1986-87)	854	42	202	244	433	24
Halkidis, Bob (1985-86—1988-89)	89	2	14	16	315	18, 19
Haller, Kevin (1989-90—1991-92)	81	7	23	30	95	7, 15
Hamel, Denis (1999-00—2002-03)	130	13	9	22	67	55
Hamel, Gilles (1980-81—1985-86)	365	92	114	206	215	9, 17, 18
Hamilton, Al (1970-71—1971-72)	145	6	58	64	176	6
Hannan, Dave (1991-92—1995-96)	249	23	56	79	206	41, 14
Harris, Hugh (1972-73)	60	12	26	38	17	21

H

Player (Seasons)	GP	G	A	PTS	PIM	Unif. No.
Harrison, Paul (1981-82)	6	0	0	0	2	30
Hartman, Mike (1986-87—1990-91)	225	34	25	59	890	20
Hasek, Dominik (1992-93—2000-01)	491	0	13	13	104	39
Hawerchuk, Dale (1990-91—1994-95)	342	110	275	385	204	10
Haworth, Alan (1980-81—1981-82)	106	37	38	75	64	14
Hecht, Jochen (2002-03—2012-13)	613	138	207	345	322	71, 55
Hecl, Radoslav (2002-03)	14	0	0	0	2	21
Heinze, Steve (2000-01)	14	5	7	12	8	57
Hess, Bob (1981-82)	33	0	8	8	14	23
Hillier, Randy (1991-92)	28	0	1	1	48	23
Hillman, Larry (1971-72—1972-73)	121	6	35	41	114	5
Hodgson, Cody (2011-12—2014-15)	218	44	55	99	54	19
Hofford, Jim (1985-86—1986-87)	17	0	0	0	45	3, 33
Hogue, Benoit (1987-88—1991-92)	196	45	67	112	273	33
Holland, Jason (1998-99—1999-00)	9	0	1	1	8	29, 20
Holzinger, Brian (1994-95—1999-00)	352	70	97	167	202	19
Horton, Tim (1972-73—1973-74)	124	1	22	23	109	2
Hospodar, Ed (1987-88)	42	0	1	1	98	24
Houda, Doug (1994-95—1995-96; 1999-00—2002-03)	68	2	5	7	134	20, 6
Houlder, Bill (1990-91—1992-93)	32	4	7	11	18	23, 37, 47
Housley, Phil (1982-83—1989-90)	608	178	380	558	386	6
Huddy, Charlie (1994-95—1996-97)	85	7	9	16	95	22
Hughes, Brent (1995-96)	76	5	10	15	148	17
Hughes, Pat (1985-86)	50	4	9	13	25	26
Hurlbut, Mike (1997-98—1999-00)	5	0	0	0	4	21

I

Player (Seasons)	GP	G	A	PTS	PIM	Unif. No.
Inglis, Billy (1970-71)	14	0	1	1	6	8
Ireland, Randy (1978-79)	2	0	0	0	0	30

J

Player (Seasons)	GP	G	A	PTS	PIM	Unif. No.
Jackson, Dane (1995-96)	22	5	4	9	41	24, 29
Jackson, Jim (1987-88)	5	2	0	2	0	8
James, Val (1981-82)	7	0	0	0	16	26, 29, 30
Janik, Doug (2002-03—2003-04)	10	0	0	0	21	33
Jennings, Grant (1995-96)	6	0	0	0	28	4
Jillson, Jeff (2003-04—2005-06)	16	0	3	3	23	5, 34
Johansson, Calle (1987-88—1988-89)	118	6	49	55	70	3
Johnson, Chad (2015-16)	45	0	2	2	0	31
Jutila, Timo (1984-85)	10	1	5	6	13	4
Juneau, Joe (1998-99)	9	1	1	2	2	90

K

Player (Seasons)	GP	G	A	PTS	PIM	Unif. No.
Kaese, Trent (1988-89)	1	0	0	0	0	39
Kaleta, Patrick (2006-07—2014-15)	348	27	27	54	542	36
Kalinin, Dmitri (1999-00—2007-08)	466	34	111	145	289	45
Kane, Evander (2015-16)	65	20	15	35	91	9
Kasdorf, Jason (2015-16)	1	0	0	0	0	33
Kassian, Zack (2011-12)	27	3	4	7	20	54
Keenan, Larry (1970-71—1971-72)	66	9	20	29	8	21, 26
Kennedy, Dean (1989-90—1990-91)	144	6	20	26	172	26
Kennedy, Tim (2008-09—2009-10)	79	10	16	26	50	58, 13

K

Player (Seasons)	GP	G	A	PTS	PIM	Unif. No.
Khmylev, Yuri (1992-93—1995-96)	254	63	87	150	131	13
Knapp, Connor (2013-14)	2	0	1	1	0	49
Konopka, Zenon (2013-14)	23	0	1	1	33	24
Korab, Jerry (1973-74—1979-80; 1983-84—1984-85)	537	67	216	283	870	4, 44
Korn, Jim (1986-87)	52	4	10	14	158	4, 34
Kotalik, Ales (2001-02—2007-08)	426	114	126	240	267	20, 12
Kowal, Joe (1976-77—1977-78)	22	0	5	5	13	27
Kozlov, Vyacheslav (2001-02)	38	9	13	22	16	13
Krake, Skip (1970-71)	74	4	5	9	68	12
Kristek, Jaroslav (2002-03)	6	0	0	0	0	29
Krupp, Uwe (1986-87—1991-92)	327	25	78	103	386	4, 40
Kruse, Paul (1997-98—1999-00)	66	4	1	5	206	24, 29
Kurvers, Tom (1986-87)	55	6	17	23	24	28

L

Player (Seasons)	GP	G	A	PTS	PIM	Unif. No.
Lacombe, Francois (1970-71)	1	0	1	1	2	19
Lacombe, Norm (1984-85—1986-87)	84	12	18	30	46	32
LaFontaine, Pat (1991-92—1996-97)	268	158	227	385	207	16
Lagace, Jean-Guy (1970-71)	3	0	0	0	2	21
Lalime, Patrick (2008-09—2010-11)	47	0	1	1	2	40
Lambert, Yvon (1981-82)	77	25	39	64	38	15
Langevin, Chris (1983-84; 1985-86)	22	3	1	4	22	15
Larson, Reed (1989-90)	1	0	0	0	0	55
Larsson, Johan (2013-14—2015-16)	141	16	21	37	58	22
Lawson, Danny (1971-72)	78	10	6	16	15	9
Ledyard, Grant (1988-89—1992-93)	240	18	71	89	181	3
Legwand, David (2015-16)	79	5	9	14	14	17
Lehner, Robin (2015-16)	21	0	1	1	8	40
Leino, Ville (2012-13—2013-14)	137	10	36	46	32	23
Lemieux, Real (1973-74)	11	1	1	2	4	16
Leopold, Jordan (2010-11—2012-13)	174	25	42	67	78	3
Lever, Don (1985-86—1986-87)	39	10	3	13	10	8, 20
Lieuwen, Nathan (2013-14)	7	0	0	0	0	50
Lindback, Anders (2014-15)	16	0	0	0	4	35
Littman, David (1990-91—1991-92)	2	0	0	0	0	1, 34
Loewen, Darcy (1989-90—1991-92)	12	0	0	0	14	36
Logan, Bob (1986-87—1987-88)	38	10	5	15	0	26
Lorentz, Jim (1971-72—1977-78)	487	134	197	331	126	8
Luce, Don (1971-72—1980-81)	766	216	311	527	304	14, 20
Ludvig, Jan (1987-88—1988-89)	26	1	8	9	104	36
Ludzik, Steve (1989-90)	11	0	1	1	6	14
Lydman, Toni (2005-06—2009-10)	371	14	91	105	311	5

M

Player (Seasons)	GP	G	A	PTS	PIM	Unif. No.
MacArthur, Clarke (2006-07—2009-10)	187	41	38	79	127	41
Macdonald, Doug (1992-93—1994-95)	11	1	0	1	2	44
MacIntyre, Drew (2011-12)	2	0	0	0	0	31
Maguire, Kevin (1987-88—1989-90)	167	18	25	43	518	19
Mair, Adam (2002-03—2009-10)	498	35	70	105	701	22
Makarov, Andrey (2014-15)	1	0	0	0	0	1
Makela, Mikko (1990-91)	60	15	7	22	25	42
Malarchuk, Clint (1988-89—1991-92)	102	0	6	6	41	30
Maloney, Dave (1984-85)	52	1	21	22	41	26

M

Player (Seasons)	GP	G	A	PTS	PIM	Unif. No.
Mancari, Mark (2006-07; 2008-09—2010-11)	36	3	10	13	22	25, 12
Marshall, Don (1970-71)	62	20	29	49	6	22
Martin, Rick (1971-72—1980-81)	681	382	313	695	475	7, 8, 9
Martin, Terry (1975-76—1978-79)	148	20	22	42	50	25
May, Brad (1991-92—1997-98)	425	67	89	156	1323	10, 48, 27
McAdam, Gary (1975-76—1978-79; 1982-83)	227	40	45	85	76	12, 15, 32
McBain, Jamie (2013-14)	69	6	11	17	14	4
McCabe, Jake (2013-14—2015-16)	86	4	11	15	66	29
McClanahan, Rob (1979-80—1980-81)	66	5	17	22	38	15
McCormick, Cody (2010-11—2014-15)	201	11	22	33	293	8
McCourt, Dale (1981-82—1983-84)	119	41	56	97	22	7
McDonald, Brian (1970-71)	12	0	0	0	29	20
McGinn, Jamie (2015-16)	63	14	13	27	10	88
McIntosh, Paul (1974-75—1975-76)	47	0	2	2	66	3
McKay, Ray (1971-72—1972-73)	40	0	3	3	18	22, 24
McKee, Jay (1995-96—2005-06)	582	17	81	98	470	38, 74
McKegney, Tony (1978-79—1982-83)	363	127	141	268	117	8
McKenna, Sean (1981-82—1985-86)	237	56	53	109	120	12, 19, 23
McLlwain, Dave (1991-92)	5	0	0	0	2	20
McMahon, Mike (1970-71)	12	0	0	0	0	4
McMorrow, Sean (2002-03)	1	0	0	0	0	23
McNab, Peter (1973-74—1975-76)	154	49	59	108	26	16, 22, 24
McNabb, Brayden (2011-12; 2013-14)	37	1	7	8	21	81, 4 4
McSheffrey, Bryan (1974-75)	3	0	0	0	0	15
McSween, Don (1987-88; 1989-90)	9	0	1	1	12	32, 39
Meehan, Gerry (1970-71—1974-75)	306	94	114	208	60	15
Melanson, Dean (1994-95)	5	0	0	0	4	3
Meszaros, Andrej (2014-15)	60	7	7	14	36	41
Metcalfe, Scott (1987-88—1989-90)	17	1	2	3	18	12, 32, 34
Mickey, Larry (1971-72—1974-75)	117	20	14	34	65	12, 21
Miller, Brad (1988-89—1991-92)	63	1	4	5	265	42, 44
Miller, Ryan (2002-03—2013-14)	540	0	9	9	24	30
Milley, Norm (2001-02—2003-04)	15	0	3	3	8	19
Mitchell, Torrey (2013-14—2014-15)	60	7	7	14	30	17
Mogilny, Alexander (1989-90—1994-95)	381	211	233	444	203	89
Moller, Mike (1980-81—1984-85)	127	13	27	40	41	9, 14, 29
Moller, Randy (1991-92—1993-94)	126	5	20	25	296	24
Molloy, Mitch (1989-90)	2	0	0	0	10	40
Mongrain, Bob (1979-80—1981-82; 1983-84—1984-85)	70	11	11	22	12	8, 25, 32
Montador, Steve (2009-10—2010-11)	151	10	39	49	158	4
Moore, Barrie (1995-96—1996-97)	34	2	6	8	18	38, 37
Moore, Dominic (2008-09)	18	1	3	4	23	17
Moravec, David (1999-00)	1	0	0	0	0	64
Morrisonn, Shaone (2010-11)	62	1	4	5	32	27
Moulson, Matt (2013-14—2015-15)	202	32	59	91	40	26
Muni, Craig (1993-94—1995-96)	160	2	18	20	167	5
Myers, Hap (1970-71)	13	0	0	0	6	25
Myers, Tyler (2009-10—2014-15)	365	45	106	151	256	57
Myre, Phil (1982-83)	5	0	0	0	2	33

N

Player (Seasons)	GP	G	A	PTS	PIM	Unif. No.
Napier, Mark (1986-87—1988-89)	128	26	30	56	41	65
Ndur, Rumun (1996-97—1997-98)	3	0	0	0	4	40
Nelson, Casey (2015-16)	7	0	4	4	8	34

N

Player (Seasons)	GP	G	A	PTS	PIM	Unif. No.
Neuvirth, Michal (2013-14—2014-15)	29	0	0	0	0	34
Nichol, Scott (1995-96; 1997-98)	5	0	0	0	14	45
Niedermayer, Rob (2010-11)	71	5	14	19	22	20
Noris, Joe (1973-74)	18	0	0	0	2	23
Noronen, Mika (2000-01—2005-06)	67	1	0	1	4	35
Novotny, Jiri (2005-06—2006-07)	64	8	8	16	26	13
Numminen, Teppo (2005-06—2008-09)	212	6	80	86	90	27

O

Player (Seasons)	GP	G	A	PTS	PIM	Unif. No.
O'Reilly, Cal (2015-16)	20	3	4	7	2	19
O'Reilly, Ryan (2015-16)	71	21	39	60	8	90
O'Shea, Kevin (1970-71—1971-72)	93	10	13	23	52	18
Omark, Linus (2013-14)	13	0	2	2	6	17
Orlando, Gates (1984-85—1986-87)	98	18	26	44	51	23
Ott, Steve (2012-13—2013-14)	107	18	26	44	148	9

P-Q

Player (Seasons)	GP	G	A	PTS	PIM	Unif. No.
Paetsch, Nathan (2005-06—2009-10)	157	7	34	41	108	38
Paiement, Wilf (1986-87)	56	20	17	37	108	27
Paille, Dan (2005-06—2009-10)	195	35	42	77	54	20
Pardy, Adam (2012-13)	17	0	4	4	14	27
Parker, Jeff (1986-87—1989-90)	137	16	19	35	161	28, 29
Parrish, Mark (2010-11)	2	0	0	0	0	10
Paslawski, Greg (1990-91)	12	2	1	3	4	12
Patrick, James (1998-99—2003-04)	345	23	51	74	104	3
Patrick, Steve (1980-81—1984-85)	152	21	34	55	125	26
Patterson, Colin (1991-92—1992-93)	88	8	10	18	52	17
Pearson, Scott (1994-95—1995-96)	41	6	1	7	87	33, 29
Peca, Michael (1995-96—1999-00)	363	96	121	217	352	27
Perreault, Gil (1970-71—1986-87)	1191	512	814	1326	500	11
Perry, Brian (1970-71)	1	0	0	0	0	19
Peters, Andrew (2003-04—2008-09)	200	4	3	7	557	76
Peterson, Brent (1981-82—1984-85)	265	43	63	106	180	20
Petrenko, Sergei (1993-94)	15	0	4	4	0	15
Pittis, Domenic (1998-99—1999-00; 2003-04)	15	1	0	1	12	83, 12, 28, 38
Plante, Derek (1993-94—1997-98)	354	87	134	221	114	26
Playfair, Larry (1978-79—1985-86; 1988-89—1989-90)	577	24	76	100	1390	27, 40
Pominville, Jason (2003-04—2012-13)	578	185	271	456	147	29
Porter, Kevin (2012-13—2013-14)	43	4	6	10	12	12
Pratt, Nolan (2007-08)	55	1	6	7	30	4
Pratt, Tracy (1970-71—1973-74)	210	2	39	41	399	3, 4
Presley, Wayne (1991-92—1994-95)	202	48	32	80	297	18
Priestlay, Ken (1986-87—1989-90)	117	25	25	50	59	12, 56
Primeau, Wayne (1994-95—1999-00)	225	19	25	44	227	22, 76
Puppa, Daren (1985-86—1992-93)	215	0	14	14	30	31, 35
Pyatt, Taylor (2001-02—2005-06)	230	38	42	80	131	24
Pysyk, Mark (2012-13—2015-16)	125	5	21	26	50	53, 3

R

Player (Seasons)	GP	G	A	PTS	PIM	Unif. No.
Ramsay, Craig (1971-72—1984-85)	1070	252	420	672	201	10, 25
Ramsey, Mike (1979-80—1992-93)	911	73	256	329	924	5, 23
Ramsey, Wayne (1977-78)	2	0	0	0	0	32

R

Player (Seasons)	GP	G	A	PTS	PIM	Unif. No.
Rasmussen, Erik (1997-98—2001-02)	281	33	46	79	179	9
Ray, Rob (1989-90—2002-03)	888	40	50	90	3189	32
Reekie, Joe (1985-86—1988-89)	104	3	15	18	190	27, 31, 55
Regehr, Robyn (2011-12—2012-13)	105	1	6	7	77	24
Reinhart, Sam (2015-16)	88	23	20	43	10	23
Renaud, Mark (1983-84)	10	1	3	4	6	4
Richard, Jacques (1975-76—1976-77; 1978-79)	155	24	38	62	73	9
Richer, Bob (1972-73)	3	0	0	0	0	17
Ristolainen, Rasmus (2013-14—2015-16)	196	19	46	65	65	55
Rivet, Craig (2008-09—2010-11)	165	4	38	42	237	52
Robert, Rene (1971-72—1978-79)	524	222	330	552	401	7, 14, 23
Robertson, Geordie (1982-83)	5	1	2	3	7	15
Robitaille, Mike (1971-72—1974-75)	170	8	46	54	122	3
Rodrigues, Evan (2015-16)	2	1	1	2	0	71
Roloson, Dwayne (1998-99—1999-00)	32	0	0	0	0	30
Rombough, Doug (1972-73—1973-74)	51	8	9	17	27	22
Ronan, Ed (1996-97)	18	1	4	5	11	5
Roy, Derek (2003-04—2011-12)	549	161	266	427	331	9
Ruff, Lindy (1979-80—1988-89)	608	102	183	285	1126	22
Ruhwedel, Chad (2012-13—2015-16)	33	0	2	2	4	5
Russell, Phil (1985-86—1986-87)	18	2	5	7	24	26
Ruuttu, Christian (1986-87—1991-92)	438	101	220	331	483	21
Ryan, Michael (2006-07—2007-08)	65	7	6	13	32	37

S

Player (Seasons)	GP	G	A	PTS	PIM	Unif. No.
Sanderson, Geoff (1997-98—1999-00)	168	29	36	65	64	80, 8
Sarich, Cory (1998-99—1999-00)	46	0	4	4	35	6
Satan, Miroslav (1996-97—2003-04)	578	224	232	456	233	18, 81
Sauve, Bob (1976-77—1984-85)	246	0	8	8	20	28
Sauve, Jean-Francois (1980-81—1982-83)	98	24	49	73	67	9, 21
Savage, Joel (1990-91)	3	0	1	1	0	38
Savard, Andre (1976-77—1982-83)	467	130	175	305	221	12
Schaller, Tim (2014-15—2015-16)	35	2	3	5	4	59
Schmautz, Cliff (1970-71)	26	5	7	12	10	7
Schneider, Cole (2015-16)	2	0	0	0	0	10
Schock, Ron (1977-78)	40	4	4	8	0	21
Schoenfeld, Jim (1972-73—1981-82; 1984-85)	584	45	183	228	1025	6, 13
Schultz, Dave (1978-79—1979-80)	41	3	3	6	114	21
Scott, John (2012-13—2013-14)	90	1	0	1	194	32
Seiling, Ric (1977-78—1985-86)	664	176	200	376	524	16
Sejba, Jiri (1990-91)	11	0	2	2	8	23
Sekera, Andrej (2006-07¬—2012-13)	339	17	75	92	102	44
Semenov, Anatoli (1996-97)	25	2	4	6	2	93
Shack, Eddie (1970-71—1971-72)	106	36	31	67	127	23
Shannon, Darrin (1988-89—1991-92)	55	10	14	24	16	16, 26
Shannon, Darryl (1995-96—1998-99)	255	12	56	68	240	8, 29
Sheppard, Ray (1987-88—1989-90)	159	64	50	114	29	23
Shields, Steve (1995-96—1997-98)	31	0	0	0	23	31
Simon, Todd (1993-94)	15	0	1	1	0	17
Simpson, Craig (1993-94—1994-95)	45	12	15	27	34	17, 22
Skudra, Peter (2000-01)	1	0	0	0	0	34
Smehlik, Richard (1992-93—1994-95; 1996-97—2001-02)	589	47	135	182	399	42
Smith, Al (1975-76—1976-77)	21	0	0	0	0	31
Smith, Derek (1976-77—1981-82)	244	65	98	163	38	16, 17, 19, 26
Smith, Doug (1985-86—1987-88)	162	35	54	89	296	15

S

Player (Seasons)	GP	G	A	PTS	PIM	Unif. No.
Smith, Floyd (1970-71—1971-72)	83	6	12	18	48	17
Smith, Steve (1988-89)	3	0	0	0	0	24
Snuggerud, Dave (1989-90—1991-92)	215	26	46	72	109	18
Spacek, Jaroslav (2006-07—2008-09)	205	22	76	98	142	6
Spencer, Brian (1973-74—1976-77)	240	42	72	114	206	21
Stewart, Bill (1977-78—1978-79)	81	3	17	20	116	3
Stafford, Drew (2006-07—2014-15)	563	145	177	322	327	21
Stanfield, Fred (1974-75—1977-78)	248	42	73	115	16	17, 19
Stauber, Robb (1994-95)	6	0	0	0	0	35
Stewart, Chris (2013-14—2014-15)	66	11	14	25	69	80
Strachan, Tyson (2014-15)	46	0	5	5	44	24
Stuart, Colin (2010-11—2011-12)	5	0	0	0	2	23, 15
Suikkanen, Kai (1981-82—1982-83)	2	0	0	0	0	20, 23
Sulzer, Alexander (2011-12—2013-14)	57	6	8	14	24	52
Sutton, Ken (1990-91—1994-95)	232	18	60	78	223	41
Svoboda, Petr (1991-92—1994-95)	139	5	49	54	260	7
Sweeney, Bob (1992-93—1994-95)	185	37	44	81	230	20, 33
Sylvester, Dean (1998-99)	1	0	0	0	0	46
Szczechura, Paul (2011-12)	9	1	3	4	4	58

T

Player (Seasons)	GP	G	A	PTS	PIM	Unif. No.
Talbot, Jean-Guy (1970-71)	57	0	7	7	36	24
Tallinder, Henrik (2001-02—2009-10; 2013-14)	516	22	94	116	312	10, 20
Tanti, Tony (1990-91—1991-92)	80	16	23	39	106	19
Taylor, Chris (1999-00—2003-04)	90	8	12	20	32	16
Tellqvist, Mikael (2008-09)	6	0	0	0	0	32
Terbenche, Paul (1970-71—1973-74)	118	2	19	21	20	3, 18, 23
Thibault, Jocelyn (2007-08)	12	0	0	0	0	35
Thomas, Scott (1992-93—1993-94)	39	3	3	6	23	21
Thorburn, Chris (2005-06)	2	0	1	1	7	47
Tidey, Alex (1976-77—1977-78)	3	0	0	0	0	19, 26
Titanic, Morris (1974-75—1975-76)	19	0	0	0	0	19
Torres, Raffi (2009-10)	14	0	5	5	2	17
Trapp, Doug (1986-87)	2	0	0	0	0	19
Trefilov, Andrei (1995-96—1996-97)	25	0	0	0	4	30
Tropp, Corey (2011-12; 2013-14)	43	3	6	9	20	78
Tsygurov, Denis (1993-94—1994-95)	12	0	0	0	12	29
Tsyplakov, Vladimir (1999-00—2000-01)	70	13	20	33	20	29
Tucker, John (1983-84—1990-91)	345	116	154	270	142	7
Turnbull, Travis (2011-12)	3	1	0	1	5	65
Turgeon, Pierre (1987-88—1991-92)	322	122	201	323	119	77

U

Player (Seasons)	GP	G	A	PTS	PIM	Unif. No.
Ullmark, Linus (2015-16)	20	0	0	0	0	3

V

Player (Seasons)	GP	G	A	PTS	PIM	Unif. No.
Vaive, Rick (1988-89—1991-92)	190	74	62	136	226	12, 22
Van Boxmeer, John (1979-80—1982-83)	294	49	166	215	239	4, 5
Vanek, Thomas (2005-06—2013-14)	598	254	243	497	362	26
Varada, Vaclav (1995-96—2002-03)	376	46	98	144	326	9, 25
Varone, Philip (2013-14—2015-16)	42	5	4	9	16	84
Verret, Claude (1983-84—1984-85)	14	2	5	7	2	21
Virta, Hannu (1981-82—1985-86)	245	25	101	126	66	3, 23

W-Y

Player (Seasons)	GP	G	A	PTS	PIM	Unif. No.
Wakaluk, Darcy (1988-89; 1990-91)	22	0	0	0	2	35
Walsh, Jim (1981-82)	4	0	1	1	4	28
Ward, Dixon (1995-96—1999-00)	307	56	80	136	169	15, 17
Warrener, Rhett (1998-99—2002-03)	266	9	33	42	363	4
Watson, Jim (1970-71—1971-72)	144	4	15	19	248	2
Weber, Mike (2007-08—2008-09; 2011-12—2015-16)	341	9	44	53	409	34, 4, 6
Wells, Jay (1989-90—1991-92)	85	3	12	15	243	24
Whitmore, Derek (2011-12)	2	0	0	0	0	71
Wiemer, Jim (1983-84—1984-85)	74	8	17	25	52	19
Wilson, Mike (1995-96—1998-99)	231	11	23	34	187	4, 34
Wood, Randy (1991-92—1993-94)	236	60	57	117	213	19, 15
Woolley, Jason (1997-98—2002-03)	365	40	125	165	258	5
Wyrozub, Randy (1970-71—1973-74)	100	8	10	18	10	14, 16, 24, 26

Z

Player (Seasons)	GP	G	A	PTS	PIM	Unif. No.
Zadorov, Nikita (2013-14—2014-15)	67	4	12	16	55	61, 51
Zaine, Rod (1971-72)	24	2	1	3	4	14, 22
Zhitnik, Alexei (1994-95—2003-04)	712	55	234	289	822	4, 44
Zubrus , Dainius (2006-07)	19	4	4	8	12	15

Any player who dressed in at least one Sabres regular-season or playoff game in his career is listed above. Eleven players have dressed but never played a game for Buffalo: #27 - Tim Regan (1973-74); #31 - Jim Weaver (1978-79); #30 - Jari Paavola (1981-82); #35 - Mike Craig (1984-85); #34 - Kenton Rein (1987-88); #33 - Bill Pye (1992-93); #30 - Markus Ketterer (1993-94 & 1994-95); #68 - Scott Buhler (1996-97); #50 - Michael Leighton (2005-06); #35 - Ryan Vinz (2013-14); #41 - Jaroslav Halak (2013-14).

Michel Deziel is the only Sabre to have played in a playoff game without participating in a regular-season game.

ALL-TIME GOALTENDER STATS

GOALTENDER	GP	MIN	GA	SO	GAA	W	L	T/OTL
Barrasso, Tom	266	15,463	843	13	3.28	124	102	28
Biron, Martin	300	16,775	707	18	2.53	134	115	29
Blue, John	5	255	15	0	3.53	2	2	0
Bromley, Gary	63	2,334	184	4	3.20	29	17	14
Cloutier, Jacques	144	7,452	459	1	3.70	50	58	15
Conklin, Ty	5	227	13	0	3.43	1	2	0
Crozier, Roger	202	10,980	591	10	3.23	74	76	29
Daley, Joe	38	2,073	128	1	3.70	12	16	8
Desjardins, Gerry	116	6,802	319	5	2.81	66	30	18
Draper, Tom	37	2,067	116	1	3.37	15	15	5
Dryden, Dave	120	6,440	328	5	3.06	43	45	20
Edwards, Don	307	17,969	869	14	2.90	156	83	61
Eliot, Darren	2	67	7	0	6.27	0	0	0
Enroth, Jhonas	118	6,629	323	4	2.92	38	56	14
Essensa, Bob	9	350	17	0	2.91	0	5	0
Farr, Rocky	19	722	42	0	3.49	2	6	8
Fuhr, Grant	64	3,600	216	2	3.60	25	29	5
Hackett, Matt	13	676	40	0	3.55	1	10	2
Harrison, Paul	6	229	14	0	3.67	2	1	1
Hasek, Dominik	491	28,664	1062	55	2.22	234	172	70
Ireland, Randy	2	30	3	0	6.00	0	0	0
Johnson, Chad	45	2,591	102	1	2.36	22	16	4
Kasdorf, Jason	1	60	4	0	4.00	0	1	0
Knapp, Connor	2	77	4	0	3.12	0	0	1
Lalime, Patrick	47	2,516	125	0	2.98	9	26	5
Lehner, Robin	21	1,164	48	1	2.47	5	9	5
Lieuwen, Nathan	7	363	18	0	2.97	1	4	0
Lindback, Anders	16	891	41	0	2.76	4	8	2
Littman, David	2	96	7	0	4.37	0	1	0
MacIntyre, Drew	2	43	1	0	1.40	0	0	0
Makarov, Andrey	1	60	3	0	3.00	0	1	0
Malarchuk, Clint	102	5,692	323	2	3.40	39	39	16
Miller, Ryan	540	31,661	1,370	28	2.60	284	186	57
Myre, Phil	5	300	21	0	4.20	3	2	0
Neuvirth, Michal	29	1,661	82	0	2.96	6	19	3
Noronen, Mika	67	3,305	153	3	2.78	22	31	6
Puppa, Daren	215	11,763	668	5	3.41	96	68	28
Roloson, Dwayne	32	1,588	74	1	2.79	7	15	5
Sauve, Bob	246	14,063	752	7	3.20	113	76	39
Shields, Steve	31	1,649	80	0	2.91	7	14	6
Skudra, Peter	1	0:27	0	0	0.00	0	0	0
Smith, Al	21	1,105	62	0	3.37	9	6	2
Stauber, Robb	6	317	20	0	3.79	2	3	0
Tellqvist, Mikael	6	229	9	0	2.35	2	1	0
Thibault, Jocelyn	12	507	28	2	3.31	3	4	2
Trefilov, Andrei	25	1,253	74	0	3.54	8	10	1
Ullmark, Linus	20	1,131	49	0	2.60	8	10	2
Wakaluk, Darcy	22	844	50	0	3.55	5	8	3

ALL-TIME POWER PLAY AND PENALTY KILLING

YEAR	PP OPP.	PPG	PP%	RANK	TS	PPGA	PK%	RANK	SHG	SHGA
1970-71	298	56	18.8	6	302	56	81.5	9	5	12
1971-72	308	57	18.5	8	281	56	80.1	8	1	7
1972-73	270	52	19.2	7	241	35	85.5	2	5	5
1973-74	256	48	18.5	8	237	42	82.3	3	5	12
1974-75	303	83	27.4	3	326	56	82.8	4	17	5
1975-76	287	73	25.4	5	304	51	83.2	5	6	8
1976-77	262	60	22.9	4	274	38	86.1	2	6	7
1977-78	234	52	22.2	7	218	31	85.8	1	7	3
1978-79	267	55	20.6	13	258	55	78.7	8	9	4
1979-80	275	67	24.4	T-5	252	43	82.9	3	2	4
1980-81	310	73	23.5	10	268	44	83.6	1	9	10
1981-82	301	63	20.9	17	281	57	79.9	6	4	10
1982-83	311	67	21.5	16	274	48	82.5	2	12	9
1983-84	329	71	21.6	11	277	50	81.9	3	11	14
1984-85	322	76	23.6	T-7	295	52	82.4	T-1	9	5
1985-86	351	72	20.5	16	342	66	80.7	T-5	12	14
1986-87	364	68	18.7	17	355	86	75.8	18	5	9
1987-88	464	80	17.2	18	439	95	78.1	15	8	13
1988-89	380	78	20.5	13	410	86	79.0	12	7	12
1989-90	358	79	22.1	9	351	58	83.5	1	7	7
1990-91	400	73	18.3	14	367	62	83.1	5	15	8
1991-92	466	105	22.5	1	424	91	78.5	17	8	11
1992-93	467	95	20.3	10	437	72	83.5	T-2	13	17
1993-94	424	96	22.6	2	380	58	84.7	T-1	21	8
1994-95	242	45	18.6	11	220	32	85.5	3	13	7
1995-96	477	76	15.9	T-20	461	74	83.9	6	10	12
1996-97	326	43	13.2	26	364	59	83.8	13	16	4
1997-98	396	51	12.9	T-19	413	65	84.3	18	15	12
1998-99	363	49	13.5	21	399	55	86.2	7	6	7
1999-00	351	37	10.5	28	361	54	85.0	13	8	10
2000-01	373	60	16.1	T-17	334	40	88.0	1	6	5
2001-02	375	50	13.3	27	304	41	86.5	4	7	6
2002-03	354	51	14.4	20	363	53	85.4	6	8	11
2003-04	367	58	15.8	T-19	348	53	84.8	11	7	9
2005-06	477	101	21.2	3	439	59	86.6	2	10	17
2006-07	407	71	17.4	T-17	386	72	81.4	20	8	13
2007-08	366	66	18.0	14	333	56	83.2	T-10	9	8
2008-09	358	75	20.9	7	336	61	81.8	14	7	5
2009-10	313	55	17.6	17	284	38	86.6	2	4	3
2010-11	279	54	19.4	9	300	51	83.0	13	2	13
2011-12	258	44	17.0	T-16	257	47	81.7	19	5	7
2012-13	163	23	14.1	29	178	37	79.2	26	7	7
2013-14	256	36	14.1	29	274	51	81.4	20	5	5
2014-15	224	30	13.4	30	257	64	75.1	30	7	8
2015-16	254	48	18.9	12	218	38	82.6	9	6	6

PPG – Power Play Goals For; PPGA – Power Play Goals Against; TS – Times Shorthanded; Rank – Overall NHL Ranking; SHG – Shorthanded Goals For; SHGA – Shorthanded Goals Against

SHOOTOUT SUMMARY (67-58 ALL-TIME)

2005-06 (5-5)

DATE	GDG	LOSING GOALIE	SCORE
Oct. 13, 2005	**Daniel Briere**	**John Grahame**	**BUF 4 at TBL 3**
Nov. 22, 2005	Jaromir Jagr	Martin Biron	NYR 3 at BUF 2
Nov. 23, 2005	**Ales Kotalik**	**Rick DiPietro**	**BUF 4 at NYI 3**
Dec. 19, 2005	**Maxim Afinogenov**	**Antero Niittymaki**	**BUF 2 at PHI 1**
Dec. 29, 2005	Mats Sundin	Martin Biron	BUF 3 at TOR 4
Jan. 12, 2006	Geoff Sanderson	Martin Biron	PHX 2 at BUF 1
Feb. 4, 2006	**Thomas Vanek**	**Dominik Hasek**	**OTT 1 at BUF 2**
Feb. 12, 2006	Eric Staal	Ryan Miller	BUF 3 at CAR 4
Mar. 27, 2006	Petr Sykora	Ryan Miller	BUF 4 at NYR 5
Apr. 3, 2006	**Maxim Afinogenov**	**J-S Aubin**	**BUF 3 at TOR 2**

2006-07 (10-4)

DATE	GDG	LOSING GOALIE	SCORE
Oct. 4, 2006	**Daniel Briere**	**Cam Ward**	**BUF 3 at CAR 2**
Oct. 6, 2006	**Maxim Afinogenov**	**Cristobal Huet**	**MTL 4 at BUF 5**
Oct. 13, 2006	**Ales Kotalik**	**Dominik Hasek**	**BUF 3 at DET 2**
Oct. 28, 2006	Slava Kozlov	Ryan Miller	ATL 5 at BUF 4
Nov. 2, 2006	**Ales Kotalik**	**Tim Thomas**	**BUF 5 at BOS 4**
Dec. 1, 2006	**Daniel Briere**	**Kevin Weekes**	**NYR 3 at BUF 4**
Dec. 9, 2006	**Thomas Vanek**	**Cristobal Huet**	**BUF 3 at MTL 2**
Jan. 15, 2007	Marco Sturm	Ryan Miller	BUF 2 at BOS 3
Jan. 19, 2007	**Ales Kotalik**	**Dany Sabourin**	**VAN 3 at BUF 4**
Feb. 6, 2007	**Daniel Briere**	**Kari Lehtonen**	**BUF 4 at ATL 3**
Feb. 10, 2007	**Ales Kotalik**	**Miikka Kiprusoff**	**CGY 2 at BUF 3**
Feb. 17, 2007	Petr Tenkrat	Ryan Miller	BOS 4 at BUF 3
Feb. 22, 2007	**Drew Stafford**	**Martin Gerber**	**OTT 5 at BUF 6**
Mar. 13, 2007	Sidney Crosby	Ryan Miller	BUF 4 at PIT 5

2007-08 (4-9)

DATE	GDG	LOSING GOALIE	SCORE
Dec. 22, 2007	**Ales Kotalik**	**Martin Biron**	**BUF 6 at PHI 5**
Dec. 28, 2007	**Zach Parise**	**Ryan Miller**	**BUF 1 at NJD 2**
Jan. 1, 2008	Sidney Crosby	Ryan Miller	PIT 2 at BUF 1
Jan. 8, 2008	Patrik Elias	Ryan Miller	BUF 1 at NJD 2
Jan. 10, 2008	Dean McAmmond	Jocelyn Thibault	BUF 2 at OTT 3
Jan. 12, 2008	Zach Parise	Ryan Miller	NJD 3 at BUF 2
Feb. 1, 2008	Eric Perrin	Jocelyn Thibault	BUF 4 at ATL 5
Feb. 6, 2008	**Drew Stafford**	**Martin Brodeur**	**NJD 2 at BUF 3**
Feb. 8, 2008	Phil Kessel	Ryan Miller	BOS 3 at BUF 2
Feb. 25, 2008	Daniel Briere	Ryan Miller	PHI 4 at BUF 3
Mar. 10, 2008	Scott Gomez	Ryan Miller	NYR 3 at BUF 2
Mar. 27, 2008	**Derek Roy**	**Martin Gerber**	**BUF 4 at OTT 3**
Apr. 1, 2008	**Maxim Afinogenov**	**Andrew Raycroft**	**BUF 4 at TOR 3**

2008-09 (8-5)

DATE	GDG	LOSING GOALIE	SCORE
Oct. 10, 2008	**Ales Kotalik**	**Carey Price**	**MTL 1 at BUF 2**
Oct. 18, 2008	Slava Kozlov	Patrick Lalime	BUF 2 at ATL 3
Oct. 21, 2008	**Thomas Vanek**	**Manny Fernandez**	**BOS 2 at BUF 3**
Oct. 25, 2008	Ryan Smyth	Ryan Miller	BUF 1 at COL 2
Dec. 27, 2008	**Ales Kotalik**	**Joey MacDonald**	**NYI 3 at BUF 4**
Jan. 9, 2009	**Ales Kotalik**	**Stephen Valliquette**	**NYR 1 at BUF 2**
Jan. 15, 2009	**Jason Pominville**	**Marty Turco**	**BUF 5 at DAL 4**
Jan. 19, 2009	**Ales Kotalik**	**Tomas Vokoun**	**BUF 3 at FLA 2**
Feb. 7, 2009	Mike Fisher	Ryan Miller	BUF 2 at OTT 3

SHOOTOUT SUMMARY (67-58 ALL-TIME)

2008-09 (8-5)

DATE	GDG	LOSING GOALIE	SCORE
Feb 13, 2009	**Derek Roy**	**Evgeni Nabokov**	**SJS 5 at BUF 6**
Feb. 26, 2009	Jussi Jokinen	Patrick Lalime	BUF 1 at CAR 2
Mar. 14, 2009	Brett Sterling	Patrick Lalime	ATL 4 at BUF 3
Mar. 28, 2009	**Toni Lydman**	**Carey Price**	**BUF 4 at MTL 3**

2009-10 (4-6)

DATE	GDG	LOSING GOALIE	SCORE
Oct. 24, 2009	**Tyler Myers**	**Mike Smith**	**BUF 3 at TBL 2**
Nov. 13, 2009	**Jason Pominville**	**Miikka Kiprusoff**	**CGY 1 at BUF 2**
Dec. 19, 2009	Kris Letang	Patrick Lalime	PIT 2 at BUF 1
Dec. 26, 2009	Alexei Kovalev	Ryan Miller	OTT 3 at BUF 2
Jan. 9, 2010	Matt Hendricks	Patrick Lalime	COL 4 at BUF 3
Jan. 16, 2010	Trent Hunter	Ryan Miller	BUF 2 at NYR 3
Jan. 21, 2010	Dustin Brown	Ryan Miller	BUF 3 at LAK 4
Jan. 27, 2010	**Jochen Hecht**	**Martin Brodeur**	**NJD 1 at BUF 2**
Feb. 9, 2010	David Krejci	Ryan Miller	BOS 3 at BUF 2
Mar. 24, 2010	**Jason Pominville**	**Carey Price**	**MON 2 at BUF 3**

2010-11 (5-1)

DATE	GDG	LOSING GOALIE	SCORE
Nov. 6, 2010	**Tyler Ennis**	**J-S Giguere**	**BUF 3 at TOR 2**
Nov. 10, 2010	**Derek Roy**	**Johan Hedberg**	**BUF 5 at NJD 4**
Dec. 4, 2010	**Thomas Vanek**	**Brian Elliot**	**BUF 1 at OTT 0**
Jan. 1, 2011	**Tyler Ennis**	**Tim Thomas**	**BOS 6 at BUF 7**
Feb. 15, 2011	**Jochen Hecht**	**Carey Price**	**BUF 3 at MTL 2**
Feb. 26, 2011	Pavel Datsyuk	Ryan Miller	DET 3 at BUF 2

2011-12 (7-7)

DATE	GDG	LOSING GOALIE	SCORE
Nov. 5, 2011	**Derek Roy**	**Craig Anderson**	**BUF 3 at OTT 2**
Nov. 14, 2011	**Brad Boyes**	**Carey Price**	**BUF 3 at MTL 2**
Nov. 23, 2011	Benoit Pouliot	Jhonas Enroth	BOS 4 at BUF 3
Dec. 31, 2011	Bobby Butler	Jhonas Enroth	OTT 3 at BUF 2
Jan. 24, 2012	**Nathan Gerbe**	**Martin Brodeur**	**BUF 2 at NJD 1**
Feb. 1, 2012	Ryan Callahan	Ryan Miller	NYR 1 at BUF 0
Feb. 4, 2012	**Brad Boyes**	**Al Montoya**	**BUF 4 at NYI 3**
Feb. 10, 2012	**Nathan Gerbe**	**Kari Lehtonen**	**DAL 2 at BUF 3**
Feb. 17, 2012	Max Pacioretty	Ryan Miller	MTL 4 at BUF 3
Feb. 24, 2012	**Derek Roy**	**Tuukka Rask**	**BOS 1 at BUF 2**
Mar. 10, 2012	**Tyler Ennis**	**Ben Bishop**	**BUF 4 at OTT 3**
Mar. 14, 2012	Peter Mueller	Ryan Miller	COL 5 at BUF 4
Mar. 17, 2012	Dmitry Kulikov	Ryan Miller	BUF 2 at FLA 3
Apr. 7, 2012	Patrice Bergeron	Jhonas Enroth	BUF 3 at BOS 4

2012-13 (7-4)

DATE	GDG	LOSING GOALIE	SCORE
Feb. 7, 2013	**Jason Pominville**	**Peter Budaj**	**MTL 4 at BUF 5**
Feb. 28, 2013	**Thomas Vanek**	**Jose Theodore**	**BUF 4 at FLA 3**
Mar. 2, 2013	**Jason Pominville**	**Johan Hedberg**	**NJD 3 at BUF 4**
Mar. 3, 2013	Rick Nash	Ryan Miller	BUF 2 at NYR 3
Mar. 7, 2013	David Clarkson	Ryan Miller	BUF 2 at NJD 3
Mar. 21, 2013	**Steve Ott**	**James Reimer**	**TOR 4 at BUF 5**
Mar. 28, 2013	Mike Santorelli	Ryan Miller	BUF 3 at FLA 5
Mar. 30, 2013	Matt Hendricks	Jhonas Enroth	WSH 4 at BUF 3

SHOOTOUT SUMMARY (67-58 ALL-TIME)

2012-13 (7-4)

DATE	GDG	LOSING GOALIE	SCORE
Apr. 7, 2013	**Nathan Gerbe**	**Martin Brodeur**	**NJD 2 at BUF 3**
Apr. 17, 2013	**Drew Stafford**	**Anton Khudobin**	**BUF 3 at BOS 2**
Apr. 26, 2013	**Thomas Vanek**	**Evgeni Nabokov**	**NYI 1 at BUF 2**

2013-14 (7-5)

DATE	GDG	LOSING GOALIE	SCORE
Oct. 15, 2013	**Tyler Ennis**	**Evgeni Nabokov**	**BUF 4 at NYI 3**
Nov. 5, 2013	**Cody Hodgson**	**Antti Niemi**	**BUF 5 at SJS 4**
Nov. 12, 2013	**Matt Moulson**	**Ben Scrivens**	**LAK 2 at BUF 3**
Dec. 10, 2013	**Zemgus Girgensons**	**Robin Lehner**	**OTT 1 at BUF 2**
Dec. 27, 2013	Joffrey Lupul	Ryan Miller	BUF 3 at TOR 4
Dec. 29, 2013	**Steve Ott**	**Philipp Grubauer**	**WSH 1 at BUF 2**
Jan. 9, 2014	Brad Boyes	Jhonas Enroth	FLA 2 at BUF 1
Jan. 12, 2014	**Cody Hodgson**	**Philipp Grubauer**	**BUF 2 at WSH 1**
Jan. 15, 2014	Joffrey Lupul	Ryan Miller	BUF 3 at TOR 4
Jan. 18, 2014	Ryan Johansen	Ryan Miller	CBJ 4 at BUF 3
Apr. 1, 2014	**Ville Leino**	**Cory Schneider**	**NJD 2 at BUF 3**
Apr. 13, 2014	Brock Nelson	Connor Knapp	NYI 4 at BUF 3

2014-15 (8-5)

DATE	GDG	LOSING GOALIE	SCORE
Oct. 14, 2014	**Zemgus Girgensons**	**Cam Ward**	**BUF 4 at CAR 3**
Nov. 2, 2014	**Zemgus Girgensons**	**Jimmy Howard**	**DET 2 at BUF 3**
Nov. 5, 2014	Pierre-Alexandre Parenteau	Michal Neuvirth	MTL 2 at BUF 1
Nov. 29, 2014	**Brian Flynn**	**Dustin Tokarski**	**BUF 4 at MTL 3**
Dec. 2, 2014	**Cody Hodgson**	**Evgeni Nabokov**	**TBL 1 at BUF 2**
Dec. 15, 2014	**Matt Moulson**	**Robin Lehner**	**OTT 4 at BUF 5**
Dec. 27, 2014	**Tyler Ennis**	**Kevin Poulin**	**NYI 3 at BUF 4**
Feb. 17, 2015	Scott Gomez	Michal Neuvirth	BUF 1 at NJD 2
Feb. 19, 2015	**Brian Flynn**	**Ray Emery**	**BUF 3 at PHI 2**
Feb. 22, 2015	Filip Forsberg	Michal Neuvirth	NSH 2 at BUF 1
Mar. 11, 2015	Tyler Bozak	Anders Lindback	BUF 3 at TOR 4
Mar. 16, 2015	Evgeny Kuznetsov	Anders Lindback	WSH 4 at BUF 3
Mar. 17, 2015	**Tyler Ennis**	**Niklas Svedberg**	**BUF 2 at BOS 1**

2015-16 (2-7)

DATE	GDG	LOSING GOALIE	SCORE
Oct. 21, 2015	**Matt Moulson**	**Jonathan Bernier**	**TOR 1 at BUF 2**
Nov. 19, 2015	Alexander Steen	Linus Ullmark	BUF 2 at STL 3
Dec. 1, 2015	Brad Richards	Linus Ullmark	BUF 4 at DET 5
Dec. 19, 2015	Patrick Kane	Chad Johnson	CHI 3 at BUF 2
Feb. 4, 2016	Ryan Spooner	Chad Johnson	BOS 3 at BUF 2
Feb. 16, 2016	Bobby Ryan	Robin Lehner	BUF 1 at OTT 2
Mar. 5, 2016	Jason Pominville	Robin Lehner	MIN 3 at BUF 2
Mar. 7, 2016	**Sam Reinhart**	**Garret Sparks**	**BUF 4 at TOR 3**
Mar. 29, 2016	Kris Letang	Chad Johnson	BUF 4 at PIT 5

SHOOTOUT SUMMARY

ALL-TIME BUFFALO SHOOTERS

PLAYER	GOALS	ATTEMPTS	PCT	GDG
Thomas Vanek	20	54	37.0	6
Ales Kotalik	18	36	50.0	10
Jason Pominville	18	47	38.3	5
Tyler Ennis	15	42	35.7	6
Drew Stafford	13	41	31.7	3
Derek Roy	10	29	34.5	5
Daniel Briere	8	18	44.4	4
Matt Moulson	7	22	31.8	3
Maxim Afinogenov	6	14	42.9	4
Brad Boyes	5	12	41.7	2
Jochen Hecht	4	8	50.0	2
Nathan Gerbe	4	9	44.4	3
Tim Connolly	4	23	17.4	0
Brian Flynn	3	5	60.0	2
Steve Ott	3	6	50.0	2
Cody Hodgson	3	12	25.0	3
Zemgus Girgensons	3	13	23.1	3
Brian Gionta	2	8	25.0	0
Toni Lydman	1	1	100.0	1
Sam Reinhart	1	2	50.0	1
Henrik Tallinder	1	3	33.3	0
Ville Leino	1	4	25.0	1
Tyler Myers	1	4	25.0	1
Jack Eichel	1	6	16.7	0
Luke Adam	0	1	0.0	0
Paul Byron	0	1	0.0	0
Cory Conacher	0	1	0.0	0
J.P. Dumont	0	1	0.0	0
Patrick Kaleta	0	1	0.0	0
Tim Kennedy	0	1	0.0	0
Jordan Leopold	0	1	0.0	0
Adam Mair	0	1	0.0	0
Chris Stewart	0	1	0.0	0
Philip Varone	0	1	0.0	0
Matt D'Agostini	0	2	0.0	0
Chris Drury	0	2	0.0	0
Linus Omark	0	2	0.0	0
Marcus Foligno	0	4	0.0	0
Evander Kane	0	4	0.0	0
Ryan O'Reilly	0	6	0.0	0
Clarke MacArthur	0	7	0.0	0

ALL-TIME BUFFALO GOALTENDERS

GOALTENDER	GA	SA	SV%	W-L
Ryan Miller	81	277	.708	49-30
Jhonas Enroth	17	67	.746	10-5
Chad Johnson	5	15	.667	2-3
Martin Biron	5	12	.583	2-3
Michal Neuvirth	8	16	.500	2-3
Nathan Lieuwen	2	9	.778	1-0
Anders Lindback	2	7	.714	1-2
Connor Knapp	1	2	.500	0-1
Jocelyn Thibault	3	10	.700	0-2
Linus Ullmark	2	6	.667	0-2
Robin Lehner	4	6	.333	0-2
Patrick Lalime	9	23	.609	0-5
Mika Noronen	1	1	.000	0-0

Most Wins in a Season: 10 (2006-07)

Fewest Losses in a season: 1 (2010-11)

Most shootouts: 14 (2006-07, 2011-12)

Longest Shootout: 11 rounds/22 shooters (1/9/10 vs. Colorado)

PLAYOFF HISTORY

ALL-TIME PLAYOFF SCORING

A

PLAYER	GP	G	A	PTS	PIM
Afinogenov, Maxim	49	10	13	23	22
Anderson, Shawn	5	0	1	1	4
Andersson, Mikael	1	1	0	1	0
Andreychuk, Dave	54	13	22	35	36
Arniel, Scott	16	2	1	3	13
Astley, Mark	2	0	0	0	0
Atkinson, Steve	1	0	0	0	0
Audette, Donald	61	15	23	38	36

B

PLAYER	GP	G	A	PTS	PIM
Barnaby, Matthew	27	7	11	18	79
Barnes, Stu	39	14	7	21	10
Barrasso, Tom	12	0	0	0	9
Bodger, Doug	42	6	18	24	25
Boland, Michael	3	1	0	1	2
Boucher, Philippe	7	1	1	2	2
Boughner, Bob	25	0	5	5	24
Boyes, Brad	7	1	0	1	0
Breitenbach, Ken	8	0	1	1	4
Briere, Daniel	34	11	23	34	28
Brown, Curtis	52	14	11	25	34
Burridge, Randy	12	5	1	6	2
Butler, Chris	7	0	1	1	10

C

PLAYER	GP	G	A	PTS	PIM
Campbell, Brian	34	3	10	13	26
Carney, Keith	15	0	6	6	6
Carriere, Larry	23	0	3	3	40
Cloutier, Jacques	4	0	0	0	0
Cloutier, Real	2	0	0	0	0
Connolly, Tim	36	5	18	23	8
Corkum, Bob	14	2	0	2	6
Crozier, Roger	9	0	1	1	2
Cunneyworth, Randy	3	0	0	0	0
Cyr, Paul	18	3	6	9	21

D

PLAYER	GP	G	A	PTS	PIM
Davis, Mal	7	1	0	1	0
Dawe, Jason	22	4	3	7	18
Desjardins, Gerry	25	0	0	0	4
Deziel, Michel	1	0	0	0	0
Donnelly, Gord	6	0	1	1	0
Draper, Tom	7	0	0	0	0
Drury, Chris	34	17	14	31	12
Dryden, Dave	2	0	0	0	0
Dudley, Rick	25	7	2	9	69
Dumont, J.P.	31	11	10	21	22
Dunn, Richie	27	2	14	16	16

E

PLAYER	GP	G	A	PTS	PIM
Edwards, Don	31	0	0	0	7

E

PLAYER	GP	G	A	PTS	PIM
Ellis, Matt	4	1	0	1	0
Ennis, Tyler	13	3	5	8	4
Enroth, Jhonas	1	0	0	0	0
Errey, Bob	4	0	1	1	10

F

PLAYER	GP	G	A	PTS	PIM
Fenyves, Dave	11	0	0	0	9
Fitzpatrick, Rory	11	0	4	4	16
Fogolin, Lee	30	0	6	6	58
Foligno, Mike	39	13	11	24	143
Franceschetti, Lou	6	1	0	1	2
Fuhr, Grant	8	0	0	0	2

G

PLAYER	GP	G	A	PTS	PIM
Galley, Garry	17	0	9	9	18
Gare, Danny	58	23	21	44	147
Gaustad, Paul	38	0	8	8	37
Gerbe, Nathan	9	3	1	4	18
Gillies, Clark	5	0	1	1	25
Gilmour, Doug	18	2	5	7	12
Gragnani, Marc-Andre	7	1	6	7	4
Grand-Pierre, Jean-Luc	4	0	0	0	4
Gratton, Chris	18	6	5	11	14
Gratton, Norm	6	0	1	1	2
Grier, Mike	31	5	6	11	4
Grosek, Michal	40	9	11	20	64
Guevremont, Jocelyn	40	4	17	21	18

H-I

PLAYER	GP	G	A	PTS	PIM
Hajt, Bill	80	2	16	18	70
Halkidis, Bob	8	0	0	0	41
Haller, Kevin	6	1	4	5	10
Hamel, Gilles	18	2	5	7	8
Hannan, Dave	27	4	3	7	28
Harris, Hugh	3	0	0	0	0
Harrison, Paul	1	0	0	0	0
Hartman, Mike	19	0	0	0	104
Hasek, Dominik	68	0	2	2	24
Hawerchuk, Dale	30	9	25	34	16
Haworth, Alan	10	4	5	9	4
Hecht, Jochen	32	6	8	14	18
Heinze, Steve	13	3	4	7	10
Hess, Robert	1	1	0	1	0
Hillman, Larry	6	0	0	0	8
Hogue, Benoit	13	3	1	4	37
Holland, Jason	1	0	0	0	0
Holzinger, Brian	52	11	18	29	61
Horton, Tim	6	0	1	1	4
Houlder, Bill	8	0	2	2	4
Housley, Phil	35	10	17	27	22
Huddy, Charlie	3	0	0	0	0

J

PLAYER	GP	G	A	PTS	PIM
James, Val	3	0	0	0	0
Janik, Doug	5	1	0	1	2
Jillson, Jeff	4	0	0	0	0
Johansson, Calle	6	0	1	1	0
Juneau, Joe	20	3	8	11	10

K

PLAYER	GP	G	A	PTS	PIM
Kaleta, Patrick	12	2	3	5	28
Kalinin, Dmitri	37	2	7	9	20
Kennedy, Dean	8	1	2	3	29
Kennedy, Tim	6	1	2	3	4
Khmylev, Yuri	20	7	5	12	20
Korab, Jerry	46	7	14	21	69
Kotalik, Ales	34	6	9	15	16
Kowal, Joe	2	0	0	0	0
Krupp, Uwe	23	1	2	3	29
Kruse, Paul	11	1	0	1	8

L

PLAYER	GP	G	A	PTS	PIM
LaFontaine, Pat	19	12	15	27	6
Lambert, Yvon	4	3	0	3	2
Ledyard, Grant	19	4	5	9	20
Leopold, Jordan	5	0	1	1	4
Lorentz, Jim	37	11	9	20	22
Luce, Don	62	17	19	36	46
Lydman, Toni	40	3	7	10	38

M

PLAYER	GP	G	A	PTS	PIM
Maguire, Kevin	10	0	0	0	86
Mair, Adam	25	2	5	7	14
Malarchuk, Clint	5	0	1	1	2
Maloney, Dave	1	0	0	0	0
Mancari, Mark	1	0	0	0	0
Martin, Rick	62	24	29	53	74
Martin, Terry	11	2	2	4	10
May, Brad	36	3	8	11	59
McAdam, Gary	15	3	2	5	7
McClanahan, Rob	15	0	2	2	17
McCormick, Cody	10	1	2	3	16
McCourt, Dale	14	5	5	10	4
McIntosh, Paul	2	0	0	0	7
McKee, Jay	51	3	6	9	60
McKegney, Tony	38	11	9	20	10
McKenna, Sean	8	1	1	2	2
McNab, Peter	25	2	6	8	4
Meehan, Gerry	6	0	1	1	0
Mickey, Larry	6	1	0	1	5
Miller, Ryan	47	0	1	1	6
Mogilny, Alexander	31	14	16	30	18
Moller, Mike	3	0	1	1	0
Moller, Randy	14	0	2	2	16

M

PLAYER	GP	G	A	PTS	PIM
Mongrain, Bob	11	1	2	3	2
Montador, Steve	12	1	1	2	12
Morrisonn, Shaone	1	0	0	0	2
Muni, Craig	12	0	1	1	6
Myers, Tyler	13	2	5	7	20
Myre, Phil	1	0	0	0	0

N-O

PLAYER	GP	G	A	PTS	PIM
Napier, Mark	9	1	3	4	0
Niedermayer, Rob	7	1	3	4	2
Novotny, Jiri	4	0	0	0	0
Numminen, Teppo	28	1	5	6	8
Orlando, Gates	5	0	4	4	14

P-Q

PLAYER	GP	G	A	PTS	PIM
Paetsch, Nathan	1	0	0	0	0
Paille, Daniel	1	0	0	0	0
Parker, Jeff	5	1	2	3	28
Patrick, James	38	0	2	2	14
Patrick, Steve	8	0	1	1	6
Patterson, Colin	13	1	1	2	2
Pearson, Scott	5	0	0	0	4
Peca, Michael	49	8	13	21	38
Perreault, Gilbert	90	33	70	103	44
Peterson, Brent	22	2	3	5	50
Plante, Derek	30	5	9	14	14
Playfair, Larry	40	0	6	6	97
Pominville, Jason	45	12	16	28	12
Pratt, Tracy	6	0	0	0	6
Presley, Wayne	27	9	5	14	42
Priestlay, Ken	14	0	0	0	21
Primeau, Wayne	42	4	7	11	18
Puppa, Daren	11	0	0	0	0
Pyatt, Taylor	14	0	5	5	10

R

PLAYER	GP	G	A	PTS	PIM
Ramsay, Craig	89	17	31	48	27
Ramsey, Mike	72	8	18	26	158
Rasmussen, Erik	27	2	5	7	22
Ray, Rob	55	3	2	5	169
Reekie, Joe	2	0	0	0	4
Richard, Jacques	12	2	1	3	7
Rivet, Craig	6	1	0	1	11
Robert, Rene	47	22	17	39	71
Robitaille, Mike	6	0	0	0	0
Roloson, Dwayne	4	0	0	0	0
Ronan, Ed	6	1	0	1	6
Roy, Derek	41	7	18	25	34
Ruff, Lindy	42	11	10	21	164
Ruuttu, Christian	23	3	8	11	43

S

PLAYER	GP	G	A	PTS	PIM
Sanderson, Geoff	38	7	9	16	26
Satan, Miroslav	51	13	21	34	14
Sauve, Bob	23	0	0	0	2
Sauve, Jean Francois	7	2	2	4	0
Savard, Andre	45	5	11	16	40
Schock, Ron	2	0	0	0	0
Schoenfeld, Jim	75	3	13	16	151
Schultz, Dave	3	0	2	2	4
Seiling, Ric	55	14	14	28	31
Sekera, Andrej	8	1	0	1	11
Shannon, Darrin	14	1	3	4	8
Shannon, Darryl	29	4	7	11	16
Sheppard, Ray	7	1	2	3	2
Shields, Steve	10	0	0	0	9
Simon, Todd	5	1	0	1	0
Smehlik, Richard	83	1	14	15	38
Smith, Al	1	0	0	0	0
Smith, Derek	30	9	14	23	13
Smith, Doug	1	0	0	0	0
Snuggerud, Dave	12	1	3	4	6
Spacek, Jaroslav	16	0	0	0	10
Spencer, Brian	31	1	4	5	12
Stafford, Drew	20	3	4	7	6
Stanfeild, Fred	31	2	5	7	0
Stewart, Bill	9	0	3	3	0
Sutton, Ken	25	3	4	7	14
Svoboda, Petr	10	1	4	5	10
Sweeney, Bob	14	2	2	4	12
Sylvester, Dean	4	0	0	0	2

T-U

PLAYER	GP	G	A	PTS	PIM
Tallinder, Henrik	36	2	10	12	28
Tanti, Tony	12	2	3	5	12

T-U

PLAYER	GP	G	A	PTS	PIM
Taylor, Chris	2	0	0	0	2
Terbenche, Paul	6	0	0	0	0
Tidey, Alex	2	0	0	0	0
Torres, Raffi	4	0	2	2	12
Trefilov, Andrei	1	0	0	0	0
Tsyplakov, Vladimir	14	1	1	2	8
Tucker, John	17	9	11	20	18
Turgeon, Pierre	23	12	13	25	14

V

PLAYER	GP	G	A	PTS	PIM
Vaive, Rick	17	7	5	12	20
Van Boxmeer, John	35	5	14	19	35
Vanek, Thomas	36	15	5	20	18
Varada, Vaclav	54	8	12	20	48
Virta, Hannu	17	1	3	4	6

W-Y

PLAYER	GP	G	A	PTS	PIM
Wakaluk, Darcy	2	0	0	0	2
Ward, Dixon	53	12	17	29	46
Warrener, Rhett	38	1	5	6	38
Weber, Mike	7	0	1	1	6
Wells, Jay	7	0	1	1	12
Wiemer, Jim	1	0	0	0	0
Wilson, Mike	25	0	2	2	15
Wood, Randy	21	3	5	8	10
Woolley, Jason	49	7	27	34	26

Z

PLAYER	GP	G	A	PTS	PIM
Zhitnik, Alexei	70	6	21	27	138
Zubrus, Dainius	15	0	8	8	8

ALL-TIME PLAYOFF GOALTENDER STATS

PLAYER	GP	MIN	GA	EN	SO	GAA	W	L
Barrasso, Tom	12	661	46	1	0	4.18	3	8
Cloutier, Jacques	4	238	10	1	1	2.52	1	3
Crozier, Roger	9	541	25	1	0	2.77	5	4
Desjardins, Gerry	25	1383	75	1	0	3.25	11	11
Draper, Tom	7	433	19	0	1	2.63	3	6
Dryden, Dave	2	120	9	0	0	4.50	0	2
Edwards, Don	31	1859	98	3	1	3.16	13	18
Enroth, Jhonas	1	17	1	0	0	3.49	0	0
Fuhr, Grant	8	474	27	0	1	3.42	3	4
Harrison, Paul	1	26	1	0	0	2.31	0	0
Hasek, Dominik	68	4290	146	6	6	2.04	37	31
Malarchuk, Clint	5	305	22	0	0	4.33	2	4
Miller, Ryan	47	2945	121	4	3	2.47	25	22
Myre, Phil	1	57	7	0	0	7.37	0	0
Puppa, Daren	11	592	36	2	0	3.65	3	7
Roloson, Dwayne	4	139	10	1	0	4.31	1	1
Sauve, Bob	23	1268	59	1	4	2.79	13	9
Shields, Steve	10	570	26	3	1	2.74	4	7
Smith, Al	1	17	1	0	0	3.53	0	0
Trefilov, Andrei	1	5	0	0	0	0.00	0	0
Wakaluk, Darcy	2	37	2	0	0	3.22	0	1

1973

DATE	SCORE	GOALTENDERS	WINNING GOAL
April 4, 1973	@ Montreal 2, Buffalo 1	K. Dryden/D. Dryden	Cournoyer (MTL)
April 5, 1973	@ Montreal 7, Buffalo 3	K. Dryden/D. Dryden	Lapointe (MTL)
April 7, 1973	Montreal 5, @ Buffalo 2	K. Dryden/Crozier	Wilson (MTL)
April 8, 1973	**@ Buffalo 5, Montreal 1**	**Crozier/K. Dryden**	**Perreault (BUF)**
April 10, 1973	**Buffalo 3, @ Montreal 2 (OT)**	**Crozier/K. Dryden**	**Robert (BUF)**
April 12, 1973	Montreal 4, @ Buffalo 2	K. Dryden/Crozier	Lapointe (MTL)

(MONTREAL WINS SERIES 4 GAMES TO 2)

1975

DATE	SCORE	GOALTENDERS	WINNING GOAL
April 13, 1975	**@ Buffalo 4, Chicago 1**	**Desjardins/Esposito**	**Perreault (BUF)**
April 15, 1975	**@ Buffalo 3, Chicago 1**	**Desjardins/Esposito**	**Dudley (BUF)**
April 17, 1975	@ Chicago 5, Buffalo 4 (OT)	Esposito/Desjardins	Mikita (CHI)
April 20, 1975	**Buffalo 6, @ Chicago 2**	**Desjardins/Esposito**	**R. Martin (BUF)**
April 22, 1975	**@ Buffalo 3, Chicago 1**	**Desjardins/Esposito**	**Robert (BUF)**

(BUFFALO WINS SERIES 4 GAMES TO 1)

DATE	SCORE	GOALTENDERS	WINNING GOAL
April 27, 1975	**@ Buffalo 6, Montreal 5 (OT)**	**Desjardins & Crozier/Dryden**	**Gare (BUF)**
April 29, 1975	**@ Buffalo 4, Montreal 2**	**Crozier/Dryden**	**Ramsay (BUF)**
May 1, 1975	@ Montreal 7, Buffalo 0	Dryden/Crozier & Desjardins	Mahovlich (MTL)
May 3, 1975	@ Montreal 8, Buffalo 2	Dryden/Desjardins	Lafleur (MTL)
May 6, 1975	**@ Buffalo 5, Montreal 4 (OT)**	**Desjardins/Dryden**	**Robert (BUF)**
May 8, 1975	**Buffalo 4, @ Montreal 3**	**Desjardins/Dryden**	**Lorentz (BUF)**

(BUFFALO WINS SERIES 4 GAMES TO 2)

DATE	SCORE	GOALTENDERS	WINNING GOAL
May 15, 1975	@ Philadelphia 4, Buffalo 1	Parent/Desjardins	Lonsberry (PHI)
May 18, 1975	@ Philadelphia 2, Buffalo 1	Parent/Desjardins	Clarke (PHI)
May 20, 1975	**@ Buffalo 5, Philadelphia 4 (OT)**	**Crozier/Parent**	**Robert (BUF)**
May 22, 1975	**@ Buffalo 4, Philadelphia 2**	**Desjardins/Parent**	**Lorentz (BUF)**
May 25, 1975	@ Philadelphia 5, Buffalo 1	Parent/Desjardins	Dornhoefer (PHI)
May 27, 1975	Philadelphia 2, @ Buffalo 0	Parent/Crozier	Kelly (PHI)

(PHILADELPHIA WINS SERIES 4 GAMES TO 2)

1976

DATE	SCORE	GOALTENDERS	WINNING GOAL
April 6, 1976	@ St. Louis 5, Buffalo 2	Staniowski/Desjardins	Patey (STL)
April 8, 1976	**@ Buffalo 3, St. Louis 2 (OT)**	**Desjardins/Staniowski**	**Gare (BUF)**
April 9, 1976	**@ Buffalo 2, St. Louis 1 (OT)**	**Desjardins/Staniowski**	**Luce (BUF)**

(BUFFALO WINS SERIES 2 GAMES TO 1)

DATE	SCORE	GOALTENDERS	WINNING GOAL
April 11, 1976	**@ Buffalo 5, N.Y. Islanders 3**	**Desjardins/Resch & Smith**	**R. Martin (BUF)**
April 13, 1976	**@ Buffalo 3, N.Y. Islanders 2 (OT)**	**Desjardins/Smith**	**Gare (BUF)**
April 15, 1976	@ N.Y. Islanders 5, Buffalo 3	Smith/Desjardins	MacMillan (NYI)
April 17, 1976	@ N.Y. Islanders 4, Buffalo 2	Smith/Desjardins	Potvin (NYI)
April 20, 1976	N.Y. Islanders 4, @ Buffalo 2	Smith/Desjardins	Marshall (NYI)
April 22, 1976	@ N.Y. Islanders 3, Buffalo 2	Smith/Desjardins	Gillies (NYI)

(N.Y. ISLANDERS WIN SERIES 4 GAMES TO 2)

1977

DATE	SCORE	GOALTENDERS	WINNING GOAL
April 5, 1977	**@ Buffalo 4, Minnesota 2**	**Edwards/LoPresti**	**Korab (BUF)**
April 7, 1977	**Buffalo 7, @ Minnesota 1**	**Edwards/LoPresti & Smith**	**R. Martin (BUF)**

(BUFFALO WINS SERIES 2 GAMES TO 0)

DATE	SCORE	GOALTENDERS	WINNING GOAL
April 11, 1977	@ N.Y. Islanders 4, Buffalo 2	Smith/Edwards	Gillies (NYI)
April 13, 1977	@ N.Y. Islanders 4, Buffalo 2	Smith/Edwards	Gillies (NYI)
April 15, 1977	N.Y. Islanders 4, @ Buffalo 3	Smith/Edwards	Gillies (NYI)
April 17, 1977	N.Y. Islanders 4, @ Buffalo 3	Smith/Desjardins	MacMillan (NYI)

(N.Y. ISLANDERS WIN SERIES 4 GAMES TO 0)

1978

DATE	SCORE	GOALTENDERS	WINNING GOAL
April 11, 1978	**@ Buffalo 4, N.Y. Rangers 1**	**Edwards/Thomas**	**R. Martin (BUF)**
April 13, 1978	@ N.Y. Rangers 4, Buffalo 3 (OT)	Davidson/Edwards	Murdoch (NYR)
April 15, 1978	**@ Buffalo 4, N.Y. Rangers 1**	**Edwards/Thomas**	**Ramsay (BUF)**

(BUFFALO WINS SERIES 2 GAMES TO 1)

DATE	SCORE	GOALTENDERS	WINNING GOAL
April 17, 1978	@ Philadelphia 4, Buffalo 1	Parent/Edwards	Kelly (PHI)
April 19, 1978	@ Philadelphia 3, Buffalo 2	Parent/Edwards	MacLeish (PHI)
April 22, 1978	**@ Buffalo 4, Philadelphia 1**	**Edwards/Parent**	**Perreault (BUF)**
April 23, 1978	Philadelphia 4, @ Buffalo 2	Parent/Edwards	MacLeish (PHI)
April 25, 1978	@ Philadelphia 4, Buffalo 2	Parent/Edwards	Lonsberry (PHI)

(PHILADELPHIA WINS SERIES 4 GAMES TO 1)

1979

DATE	SCORE	GOALTENDERS	WINNING GOAL
April 10, 1979	Pittsburgh 4, @ Buffalo 3	Herron/Sauve	Kindrachuk (PIT)
April 12, 1979	**Buffalo 3, @ Pittsburgh 1**	**Sauve/Herron**	**Richard (BUF)**
April 14, 1979	Pittsburgh 4, @ Buffalo 3 (OT)	Herron/Sauve	Ferguson (PIT)

(PITTSBURGH WINS SERIES 2 GAMES TO 1)

1980

DATE	SCORE	GOALTENDERS	WINNING GOAL
April 8, 1980	**@ Buffalo 2, Vancouver 1**	**Edwards/Bromley**	**Luce (BUF)**
April 9, 1980	**@ Buffalo 6, Vancouver 0**	**Sauve/Bromley & Hanlon**	**Ramsey (BUF)**
April 11, 1980	@ Vancouver 5, Buffalo 4	Hanlon & Bromley/Edwards	Brasar (VAN)
April 12, 1980	**Buffalo 3, @ Vancouver 1**	**Sauve/Bromley**	**Perreault (BUF)**

(BUFFALO WINS SERIES 3 GAMES TO 1)

DATE	SCORE	GOALTENDERS	WINNING GOAL
April 16, 1980	**@ Buffalo 5, Chicago 0**	**Edwards/Esposito**	**Van Boxmeer (BUF)**
April 17, 1980	**@ Buffalo 6, Chicago 4**	**Sauve/Veisor**	**Gare (BUF)**
April 19, 1980	**Buffalo 2, @ Chicago 1**	**Edwards/Esposito**	**Dudley (BUF)**
April 20, 1980	**Buffalo 3, @ Chicago 2**	**Sauve/Esposito**	**Perreault (BUF)**

(BUFFALO WINS SERIES 4 GAMES TO 0)

DATE	SCORE	GOALTENDERS	WINNING GOAL
April 29, 1980	N.Y. Islanders 4, @ Buffalo 1	Smith/Edwards	Bossy (NYI)
May 1, 1980	N.Y. Islanders 2, @ Buffalo 1 (2OT)	Smith/Sauve	Nystrom (NYI)
May 3, 1980	@ N.Y. Islanders 7, Buffalo 4	Smith/Edwards	Henning (NYI)
May 6, 1980	**Buffalo 7, @ N.Y. Islanders 4**	**Sauve/Smith & Resch**	**Smith (BUF)**
May 8, 1980	**@ Buffalo 2, N.Y. Islanders 0**	**Sauve/Resch**	**Van Boxmeer (BUF)**
May 10, 1980	@ N.Y. Islanders 5, Buffalo 2	Smith/Sauve	Lorimer (NYI)

(N.Y. ISLANDERS WIN SERIES 4 GAMES TO 2)

1981

DATE	SCORE	GOALTENDERS	WINNING GOAL
April 8, 1981	**@ Buffalo 3, Vancouver 2 (OT)**	**Edwards/Brodeur**	**Haworth (BUF)**
April 9, 1981	**@ Buffalo 5, Vancouver 2**	**Edwards/Brodeur**	**Gare (BUF)**
April 11, 1981	**Buffalo 5, @ Vancouver 3**	**Edwards/Brodeur**	**Ruff (BUF)**

(BUFFALO WINS SERIES 3 GAMES TO 0)

DATE	SCORE	GOALTENDERS	WINNING GOAL
April 16, 1981	Minnesota 4, @ Buffalo 3 (OT)	Meloche/Edwards	Payne (MIN)
April 17, 1981	Minnesota 5, @ Buffalo 2	Meloche/Edwards	Ciccarelli (MIN)
April 19, 1981	@ Minnesota 6, Buffalo 4	Meloche/Edwards	Broten (MIN)
April 20, 1981	**Buffalo 5, @ Minnesota 4 (OT)**	**Edwards/Meloche**	**Ramsay (BUF)**
April 22, 1981	Minnesota 4, @ Buffalo 3	Beaupre/Edwards	MacAdam (MIN)

(MINNESOTA WINS SERIES 4 GAMES TO 1)

1982

DATE	SCORE	GOALTENDERS	WINNING GOAL
April 7, 1982	@ Boston 3, Buffalo 1	Moffat/Edwards	Park (BOS)
April 8, 1982	@ Boston 7, Buffalo 3	Moffat/Harrison	Pederson (BOS)
April 10, 1982	**@ Buffalo 5, Boston 2**	**Edwards/Moffat**	**Ramsay (BUF)**
April 11, 1982	Boston 5, @ Buffalo 2	Moffat/Edwards	O'Reilly (BOS)

(BOSTON WINS SERIES 3 GAMES TO 1)

1983

DATE	SCORE	GOALTENDERS	WINNING GOAL
April 6, 1983	**Buffalo 1, @ Montreal 0**	**Sauve/Wamsley**	**Peterson (BUF)**
April 7, 1983	**Buffalo 3, @ Montreal 0**	**Sauve/Wamsley & Sevigny**	**McCourt (BUF)**
April 9, 1983	**@ Buffalo 4, Montreal 2**	**Sauve/Wamsley**	**McKegney (BUF)**

(BUFFALO WINS SERIES 3 GAMES TO 0)

DATE	SCORE	GOALTENDERS	WINNING GOAL
April 14, 1983	**Buffalo 7, @ Boston 4**	**Sauve/Peeters**	**McKegney (BUF)**
April 15, 1983	@ Boston 5, Buffalo 3	Peeters/Sauve	Bourque (BOS)
April 17, 1983	**@ Buffalo 4, Boston 3**	**Sauve/Peeters**	**Ramsey (BUF)**
April 18, 1983	Boston 6, @ Buffalo 2	Peeters/Sauve	Middleton (BOS)
April 20, 1983	@ Boston 9, Buffalo 0	Peeters/Sauve & Myre	Crowder (BOS)
April 22, 1983	**@ Buffalo 5, Boston 3**	**Sauve/Peeters**	**Ruff (BUF)**
April 24, 1983	@ Boston 3, Buffalo 2 (OT)	Peeters/Sauve	Park (BOS)

(BOSTON WINS SERIES 4 GAMES TO 3)

1984

DATE	SCORE	GOALTENDERS	WINNING GOAL
April 4, 1984	Quebec 3, @ Buffalo 2	Bouchard/Barrasso & Sauve	M. Stastny (QUE)
April 5, 1984	Quebec 6, @ Buffalo 2	Bouchard/Sauve & Barrasso	Savard (QUE)
April 7, 1984	@ Quebec 4, Buffalo 1	Bouchard/Barrasso	J.F. Sauve (QUE)

(QUEBEC WINS SERIES 3 GAMES TO 0)

1985

DATE	SCORE	GOALTENDERS	WINNING GOAL
April 10, 1985	@ Quebec 5, Buffalo 2	Gosselin/Barrasso	A. Stastny (QUE)
April 11, 1985	@ Quebec 3, Buffalo 2	Gosselin/Barrasso	Rochefort (QUE)
April 13, 1985	**@ Buffalo 6, Quebec 4**	**Barrasso/Gosselin**	**Andreychuk (BUF)**
April 14, 1985	**@ Buffalo 7, Quebec 4**	**Barrasso/Bouchard**	**Andreychuk (BUF)**
April 16, 1985	@ Quebec 6, Buffalo 5	Gosselin/Barrasso	Ashton (QUE)

(QUEBEC WINS SERIES 3 GAMES TO 2)

1988

DATE	SCORE	GOALTENDERS	WINNING GOAL
April 6, 1988	@ Boston 7, Buffalo 3	Lemelin/Barrasso & Puppa	Kluzak (BOS)
April 7, 1988	@ Boston 4, Buffalo 1	Lemelin/Barrasso	Shoebottom (BOS)
April 9, 1988	**@ Buffalo 6, Boston 2**	**Barrasso/Moog**	**Tucker (BUF)**
April 10, 1988	**@ Buffalo 6, Boston 5 (OT)**	**Puppa/Lemelin**	**Tucker (BUF)**
April 12, 1988	@ Boston 5, Buffalo 4	Lemelin/Puppa	Middleton (BOS)
April 14, 1988	Boston 5, @ Buffalo 2	Moog/Barrasso	Plett (BOS)

(BOSTON WINS SERIES 4 GAMES TO 2)

1989

DATE	SCORE	GOALTENDERS	WINNING GOAL
April 5, 1989	**Buffalo 6, @ Boston 0**	**Cloutier/Lemelin**	**Foligno (BUF)**
April 6, 1989	@ Boston 5, Buffalo 3	Moog/Malarchuk	Carpenter (BOS)
April 8, 1989	Boston 4, @ Buffalo 2	Moog/Cloutier	Neely (BOS)
April 9, 1989	Boston 3, @ Buffalo 2	Lemelin/Cloutier	Neely (BOS)
April 11, 1989	@ Boston 4, Buffalo 1	Moog/Cloutier	Neufeld (BOS)

(BOSTON WINS SERIES 4 GAMES TO 1)

1990

DATE	SCORE	GOALTENDERS	WINNING GOAL
April 5, 1990	**@ Buffalo 4, Montreal 1**	**Puppa/Roy**	**Vaive (BUF)**
April 7, 1990	Montreal 3, @ Buffalo 0	Roy/Puppa	Naslund (MTL)
April 9, 1990	@ Montreal 2, Buffalo 1 (OT)	Roy/Puppa	Skrudland (MTL)
April 11, 1990	**Buffalo 4, @ Montreal 2**	**Puppa/Roy**	**Turgeon (BUF)**
April 13, 1990	Montreal 4, @ Buffalo 2	Roy/Puppa	Richer (MTL)
April 15, 1990	@ Montreal 5, Buffalo 2	Roy/Puppa	Lemieux (MTL)

(MONTREAL WINS SERIES 4 GAMES TO 2)

1991

DATE	SCORE	GOALTENDERS	WINNING GOAL
April 3, 1991	@ Montreal 7, Buffalo 5	Roy/Puppa & Wakaluk	Gilchrist (MTL)
April 5, 1991	@ Montreal 5, Buffalo 4	Roy/Puppa	Carbonneau (MTL)
April 7, 1991	**@ Buffalo 5, Montreal 4**	**Malarchuk/Roy**	**Ramsey (BUF)**
April 9, 1991	**@ Buffalo 6, Montreal 4**	**Malarchuk/Roy & Racicot**	**Ray (BUF)**
April 11, 1991	@ Montreal 4, Buffalo 3 (OT)	Roy/Malarchuk	Courtnall (MTL)
April 13, 1991	Montreal 5, @ Buffalo 1	Roy & Racicot/Malarchuk	Corson (MTL)

(MONTREAL WINS SERIES 4 GAMES TO 2)

1992

DATE	SCORE	GOALTENDERS	WINNING GOAL
April 19, 1992	**Buffalo 3, @ Boston 2**	**Draper/Moog**	**Bodger (BUF)**
April 21, 1992	@ Boston 3, Buffalo 2 (OT)	Moog/Draper	Oates (BOS)
April 23, 1992	Boston 3, @ Buffalo 2	Moog/Draper	Oates (BOS)
April 25, 1992	Boston 5, @ Buffalo 4 (OT)	Moog/Draper	Donato (BOS)
April 27, 1992	**Buffalo 2, @ Boston 0**	**Draper/Moog**	**LaFontaine (BUF)**
April 29, 1992	**@ Buffalo 9, Boston 3**	**Draper/Moog & Lemelin**	**May (BUF)**
May 1, 1992	@ Boston 3, Buffalo 2	Moog/Draper	Reid (BOS)

(BOSTON WINS SERIES 4 GAMES TO 3)

1993

DATE	SCORE	GOALTENDERS	WINNING GOAL
April 18, 1993	**Buffalo 5, @ Boston 4 (OT)**	**Fuhr/Moog**	**Sweeney (BUF)**
April 20, 1993	**Buffalo 4, @ Boston 0**	**Fuhr/Moog & Blue**	**Presley (BUF)**
April 22, 1993	**@ Buffalo 4, Boston 3 (OT)**	**Fuhr/Blue**	**Khmylev (BUF)**
April 24, 1993	**@ Buffalo 6, Boston 5 (OT)**	**Fuhr & Hasek/Moog**	**May (BUF)**

(BUFFALO WINS SERIES 4 GAMES TO 0)

1993 CONTINUED

DATE	SCORE	GOALTENDERS	WINNING GOAL
May 2, 1993	@ Montreal 4, Buffalo 3	Roy/Fuhr	Damphousse (MTL)
May 4, 1993	@ Montreal 4, Buffalo 3 (OT)	Roy/Fuhr	Carbonneau (MTL)
May 6, 1993	Montreal 4, @ Buffalo 3 (OT)	Roy/Fuhr	Dionne (MTL)
May 8, 1993	Montreal 4, @ Buffalo 3 (OT)	Roy/Fuhr	Muller (MTL)

(MONTREAL WINS SERIES 4 GAMES TO 0)

1994

DATE	SCORE	GOALTENDERS	WINNING GOAL
April 17, 1994	**Buffalo 2, @ New Jersey 0**	**Hasek/Brodeur**	**Simon (BUF)**
April 19, 1994	@ New Jersey 2, Buffalo 1	Brodeur/Hasek	Stevens (NJD)
April 21, 1994	New Jersey 2, @ Buffalo 1	Brodeur/Hasek	Albelin (NJD)
April 23, 1994	**@ Buffalo 5, New Jersey 3**	**Hasek/Brodeur**	**Presley (BUF)**
April 25, 1994	@ New Jersey 5, Buffalo 3	Brodeur/Hasek	Lemieux (NJD)
April 27, 1994	**@ Buffalo 1, New Jersey 0 (4OT)**	**Hasek/Brodeur**	**Hannan (BUF)**
April 29, 1994	@ New Jersey 2, Buffalo 1	Brodeur/Hasek	Lemieux (NJD)

(NEW JERSEY WINS SERIES 4 GAMES TO 3)

1995

DATE	SCORE	GOALTENDERS	WINNING GOAL
May 7, 1995	@ Philadelphia 4, Buffalo 3 (OT)	Hextall/Hasek	Dykhuis (PHI)
May 8, 1995	@ Philadelphia 3, Buffalo 1	Hextall/Hasek	DiMaio (PHI)
May 10, 1995	**@ Buffalo 3, Philadelphia 1**	**Hasek/Hextall**	**Presley (BUF)**
May 12, 1995	Philadelphia 4, @ Buffalo 2	Hextall/Hasek	Desjardins (PHI)
May 14, 1995	@ Philadelphia 6, Buffalo 4	Hextall/Hasek	LeClair (PHI)

(PHILADELPHIA WINS SERIES 4 GAMES TO 1)

1997

DATE	SCORE	GOALTENDERS	WINNING GOAL
April 17, 1997	**@ Buffalo 3, Ottawa 1**	**Hasek/Tugnutt**	**Plante (BUF)**
April 19, 1997	Ottawa 3, @ Buffalo 1	Tugnutt/Hasek	Duchesne (OTT)
April 21, 1997	**Buffalo 3, @ Ottawa 2**	**Hasek & Shields/Tugnutt**	**Ward (BUF)**
April 23, 1997	@ Ottawa 1, Buffalo 0 (OT)	Tugnutt/Shields	Alfredsson (OTT)
April 25, 1997	Ottawa 4, @ Buffalo 1	Tugnutt/Shields & Trefilov	Alfredsson (OTT)
April 27, 1997	**Buffalo 3, @ Ottawa 0**	**Shields/Tugnutt**	**Holzinger (BUF)**
April 29, 1997	**@ Buffalo 3, Ottawa 2 (OT)**	**Shields/Tugnutt**	**Plante (BUF)**

(BUFFALO WINS SERIES 4 GAMES TO 3)

DATE	SCORE	GOALTENDERS	WINNING GOAL
May 3, 1997	Philadelphia 5, @ Buffalo 3	Snow/Shields	Podein (PHI)
May 5, 1997	Philadelphia 2, @ Buffalo 1	Snow/Shields	Therien (PHI)
May 7, 1997	@ Philadelphia 4, Buffalo 1	Snow/Shields	Hawerchuk (PHI)
May 9, 1997	**Buffalo 5, @ Philadelphia 4 (OT)**	**Shields/Snow**	**Ronan (BUF)**
May 11, 1997	Philadelphia 6, @ Buffalo 3	Hextall/Shields	Zubrus (PHI)

(PHILADELPHIA WINS SERIES 4 GAMES TO 1)

1998

DATE	SCORE	GOALTENDERS	WINNING GOAL
April 22, 1998	**Buffalo 3, @ Philadelphia 2**	**Hasek/Burke**	**Audette (BUF)**
April 24, 1998	@ Philadelphia 3, Buffalo 2	Burke/Hasek	LeClair (PHI)
April 27, 1998	**@ Buffalo 6, Philadelphia 1**	**Hasek/Burke & Hextall**	**Grosek (BUF)**
April 29, 1998	**@ Buffalo 4, Philadelphia 1**	**Hasek/Burke**	**Satan (BUF)**
May 1, 1998	**Buffalo 3, @ Philadelphia 2 (OT)**	**Hasek/Burke**	**Grosek (BUF)**

(BUFFALO WINS SERIES 4 GAMES TO 1)

1998 CONTINUED

DATE	SCORE	GOALTENDERS	WINNING GOAL
May 8, 1998	**@ Buffalo 3, Montreal 2 (OT)**	**Hasek/Moog**	**Sanderson (BUF)**
May 10, 1998	**@ Buffalo 6, Montreal 3**	**Hasek/Moog & Thibault**	**Barnaby (BUF)**
May 12, 1998	**Buffalo 5, @ Montreal 4 (2OT)**	**Hasek/Thibault & Theodore**	**Peca (BUF)**
May 14, 1998	**Buffalo 3, @ Montreal 1**	**Hasek/Moog & Theodore**	**Audette (BUF)**

(BUFFALO WINS SERIES 4 GAMES TO 0)

DATE	SCORE	GOALTENDERS	WINNING GOAL
May 23, 1998	**Buffalo 2, @ Washington 0**	**Hasek/Kolzig**	**Grosek (BUF)**
May 25, 1998	@ Washington 3, Buffalo 2 (OT)	Kolzig/Hasek	Krygier (WSH)
May 28, 1998	Washington 4, @ Buffalo 3 (OT)	Kolzig/Hasek	Bondra (WSH)
May 30, 1998	Washington 2, @ Buffalo 0	Kolzig/Hasek	Berube (WSH)
June 2, 1998	**Buffalo 2, @ Washington 1**	**Hasek/Kolzig**	**Woolley (BUF)**
June 4, 1998	Washington 3, @ Buffalo 2 (OT)	Kolzig/Hasek	Juneau (WSH)

(WASHINGTON WINS SERIES 4 GAMES TO 2)

1999

DATE	SCORE	GOALTENDERS	WINNING GOAL
April 21, 1999	**Buffalo 2, @ Ottawa 1**	**Hasek/Tugnutt**	**Brown (BUF)**
April 23, 1999	**Buffalo 3, @ Ottawa 2 (2OT)**	**Hasek/Rhodes**	**Satan (BUF)**
April 25, 1999	**@ Buffalo 3, Ottawa 0**	**Hasek/Rhodes**	**Ward (BUF)**
April 27, 1999	**@ Buffalo 4, Ottawa 3**	**Hasek/Tugnutt**	**Zhitnik (BUF)**

(BUFFALO WINS SERIES 4 GAMES TO 0)

DATE	SCORE	GOALTENDERS	WINNING GOAL
May 6, 1999	@ Boston 4, Buffalo 2	Dafoe/Hasek	Thornton (BOS)
May 9, 1999	**Buffalo 3, @ Boston 1**	**Hasek/Dafoe**	**Brown (BUF)**
May 12, 1999	**@ Buffalo 3, Boston 2**	**Hasek/Dafoe**	**Ward (BUF)**
May 14, 1999	**@ Buffalo 3, Boston 0**	**Hasek/Dafoe**	**Zhitnik (BUF)**
May 16, 1999	@ Boston 5, Buffalo 3	Dafoe/Hasek & Roloson	Khristich (BOS)
May 18, 1999	**@ Buffalo 3, Boston 2**	**Hasek/Dafoe**	**Brown (BUF)**

(BUFFALO WINS SERIES 4 GAMES TO 2)

DATE	SCORE	GOALTENDERS	WINNING GOAL
May 23, 1999	**Buffalo 5, @ Toronto 4**	**Roloson/Joseph**	**Sanderson (BUF)**
May 25, 1999	@ Toronto 6, Buffalo 3	Joseph/Roloson	Perreault (TOR)
May 27, 1999	**@ Buffalo 4, Toronto 2**	**Hasek & Roloson/Joseph**	**Barnes (BUF)**
May 29, 1999	**@ Buffalo 5, Toronto 2**	**Hasek/Joseph & Healy**	**Ray (BUF)**
May 31, 1999	**Buffalo 4, @ Toronto 2**	**Hasek/Joseph**	**Rasmussen (BUF)**

(BUFFALO WINS SERIES 4 GAMES TO 1)

DATE	SCORE	GOALTENDERS	WINNING GOAL
June 8, 1999	**Buffalo 3, @ Dallas 2 (OT)**	**Hasek/Belfour**	**Woolley (BUF)**
June 10, 1999	@ Dallas 4, Buffalo 2	Belfour/Hasek	Hull (DAL)
June 12, 1999	Dallas 2, @ Buffalo 1	Belfour/Hasek	Nieuwendyk (DAL)
June 15, 1999	**@ Buffalo 2, Dallas 1**	**Hasek/Belfour**	**Ward (BUF)**
June 17, 1999	@ Dallas 2, Buffalo 0	Belfour/Hasek	Sydor (DAL)
June 19, 1999	Dallas 2, @ Buffalo 1 (3OT)	Belfour/Hasek	Hull (DAL)

(DALLAS WINS SERIES 4 GAMES TO 2)

2000

DATE	SCORE	GOALTENDERS	WINNING GOAL
April 13, 2000	@ Philadelphia 3, Buffalo 2	Boucher/Hasek	Gagne (PHI)
April 14, 2000	@ Philadelphia 2, Buffalo 1	Boucher/Hasek	Desjardins (PHI)
April 16, 2000	Philadelphia 2, @ Buffalo 0	Boucher/Hasek	LeClair (PHI)
April 18, 2000	**@ Buffalo 3, Philadelphia 2 (OT)**	**Hasek/Boucher**	**Barnes (BUF)**
April 20, 2000	@ Philadelphia 5, Buffalo 2	Boucher/Hasek	Langkow (PHI)

(PHILADELPHIA WINS SERIES 4 GAMES TO 1)

2001

DATE	SCORE	GOALTENDERS	WINNING GOAL
April 11, 2001	**Buffalo 2, @ Philadelphia 1**	**Hasek/Cechmanek**	**Gilmour (BUF)**
April 14, 2001	**Buffalo 4, @ Philadelphia 3 (OT)**	**Hasek/Cechmanek**	**McKee (BUF)**
April 16, 2001	Philadelphia 3, @ Buffalo 2	Cechmanek/Hasek	Delmore (PHI)
April 17, 2001	**@ Buffalo 4, Philadelphia 3 (OT)**	**Hasek/Cechmanek**	**Brown (BUF)**
April 19, 2001	@ Philadelphia 3, Buffalo 1	Cechmanek/Hasek	Recchi (PHI)
April 21, 2001	**@ Buffalo 8, Philadelphia 0**	**Hasek/Cechmanek & Boucher**	**Gratton (BUF)**

(BUFFALO WINS SERIES 4 GAMES TO 2)

DATE	SCORE	GOALTENDERS	WINNING GOAL
April 26, 2001	Pittsburgh 3, @ Buffalo 0	Hedberg/Hasek	Lemieux (PIT)
April 28, 2001	Pittsburgh 3 @ Buffalo 1	Hedberg/Hasek	Ference (PIT)
April 30, 2001	**Buffalo 4, @ Pittsburgh 1**	**Hasek/Hedberg**	**Woolley (BUF)**
May 2, 2001	**Buffalo 5, @ Pittsburgh 2**	**Hasek/Hedberg**	**Barnes (BUF)**
May 5, 2001	**@ Buffalo 3, Pittsburgh 2 (OT)**	**Hasek/Hedberg**	**Barnes (BUF)**
May 8, 2001	@ Pittsburgh 3, Buffalo 2 (OT)	Hedberg/Hasek	Straka (PIT)
May10, 2001	Pittsburgh 3, @ Buffalo 2 (OT)	Hedberg & Aubin/Hasek	Kasparaitis (PIT)

(PITTSBURGH WINS SERIES 4 GAMES TO 3)

2006

DATE	SCORE	GOALTENDERS	WINNING GOAL
April 22, 2006	**@ Buffalo 3, Philadelphia 2 (2OT)**	**Miller/Esche**	**Briere (BUF)**
April 24, 2006	**@ Buffalo 8, Philadelphia 2**	**Miller/Esche-Niitymaki**	**Kotalik (BUF)**
April 26, 2006	@ Philadelphia 4, Buffalo 2	Esche/Miller	Forsberg (PHI)
April 28, 2006	@ Philadelphia 5, Buffalo 4	Esche/Miller	Forsberg (PHI)
April 30, 2006	**@ Buffalo 3, Philadelphia 0**	**Miller/Esche**	**Connolly (BUF)**
May 2, 2006	**Buffalo 7, @ Philadelphia 1**	**Miller/Esche-Niitymaki**	**Kotalik (BUF)**

(BUFFALO WINS SERIES 4 GAMES TO 2)

DATE	SCORE	GOALTENDERS	WINNING GOAL
May 5, 2006	**Buffalo 7, @ Ottawa 6 (OT)**	**Miller/Emery**	**Drury (BUF)**
May 8, 2006	**Buffalo 2, @ Ottawa 1**	**Miller/Emery**	**Hecht (BUF)**
May 10, 2006	**@ Buffalo 3, Ottawa 2 (OT)**	**Miller/Emery**	**Dumont (BUF)**
May 11, 2006	Ottawa 2, @ Buffalo 1	Emery/Miller	Redden (OTT)
May 13, 2006	**Buffalo 3, @ Ottawa 2 (OT)**	**Miller/Emery**	**Pominville (BUF)**

(BUFFALO WINS SERIES 4 GAMES TO 1)

DATE	SCORE	GOALTENDERS	WINNING GOAL
May 20, 2006	**Buffalo 3, @ Carolina 2**	**Miller/Ward**	**McKee (BUF)**
May 22, 2006	@ Carolina 4, Buffalo 3	Ward/Miller	Williams (CAR)
May 24, 2006	**@ Buffalo 4, Carolina 3**	**Miller/Ward-Gerber**	**Kotalik (BUF)**
May 26, 2006	Carolina 4, @ Buffalo 0	Gerber/Miller	Recchi (CAR)
May 28, 2006	@ Carolina 4, Buffalo 3 (OT)	Gerber-Ward/Miller	Stillman (CAR)
May 30, 2006	**@ Buffalo 2, Carolina 1 (OT)**	**Miller/Ward**	**Briere (BUF)**
June 1, 2006	@ Carolina 4, Buffalo 2	Ward/Miller	Brind'Amour (CAR)

(CAROLINA WINS SERIES 4 GAMES TO 3)

2007

DATE	SCORE	GOALTENDERS	WINNING GOAL
April 12, 2007	**@ Buffalo 4, NY Islanders 1**	**Miller/Dubielewicz**	**Drury (BUF)**
April 14, 2007	NY Islanders 3, @ Buffalo 2	DiPietro/Miller	Bergeron (NYI)
April 16, 2007	**Buffalo 3, @ NY Islanders 2**	**Miller/DiPietro**	**Briere (BUF)**
April 18, 2007	**Buffalo 4, @ NY Islanders 2**	**Miller/DiPietro**	**Drury (BUF)**
April 20, 2007	**@ Buffalo 4, NY Islanders 3**	**Miller/DiPietro**	**Afinogenov (BUF)**

(BUFFALO WINS SERIES 4 GAMES TO 1)

DATE	SCORE	GOALTENDERS	WINNING GOAL
April 25, 2007	**@ Buffalo 5, NY Rangers 2**	**Miller/Lundqvist**	**Vanek (BUF)**
April 27, 2007	**@ Buffalo 3, NY Rangers 2**	**Miller/Lundqvist**	**Vanek (BUF)**
April 29, 2007	@ NY Rangers 2, Buffalo 1 (OT)	Lundqvist/Miller	Rozsival (NYR)
May 1, 2007	@ NY Rangers 2, Buffalo 1	Lundqvist/Miller	Shanahan (NYR)
May 4, 2007	**@ Buffalo 2, NY Rangers 1 (OT)**	**Miller/Lundqvist**	**Afinogenov (BUF)**
May 6, 2007	**Buffalo 5, @ NY Rangers 4**	**Miller/Lundqvist**	**Hecht (BUF)**

(BUFFALO WINS SERIES 4 GAMES TO 2)

DATE	SCORE	GOALTENDERS	WINNING GOAL
May 10, 2007	Ottawa 5, @ Buffalo 2	Emery/Miller	Saprykin (OTT)
May 12, 2007	Ottawa 4, @ Buffalo 3 (2OT)	Emery/Miller	Corvo (OTT)
May 14, 2007	@ Ottawa 1, Buffalo 0	Emery/Miller	Alfredsson (OTT)
May 16, 2007	**Buffalo 3, @ Ottawa 2**	**Miller/Emery**	**Drury (BUF)**
May 19, 2007	Ottawa 3, @ Buffalo 2 (OT)	Emery/Miller	Alfredsson (OTT)

(OTTAWA WINS SERIES 4 GAMES TO 1)

2010

DATE	SCORE	GOALTENDERS	WINNING GOAL
April 15, 2010	**@ Buffalo 2, Boston 1**	**Miller/Rask**	**Rivet (BUF)**
April 17, 2010	Boston 5, @ Buffalo 3	Rask/Miller	Chara (BOS)
April 19, 2010	@ Boston 2, Buffalo 1	Rask/Miller	Bergeron (BOS)
April 21, 2010	@ Boston 3, Buffalo 2 (2OT)	Rask/Miller	Satan (BOS)
April 23, 2010	**@ Buffalo 4, Boston 1**	**Miller/Rask**	**Pominville (BUF)**
April 26, 2010	@ Boston 4, Buffalo 3	Rask/Miller	Satan (BOS)

(BOSTON WINS SERIES 4 GAMES TO 2)

2011

DATE	SCORE	GOALTENDERS	WINNING GOAL
April 14, 2011	**Buffalo 1, @ Philadelphia 0**	**Miller/Bobrovsky**	**Kaleta (BUF)**
April 16, 2011	@Philadelphia 5, Buffalo 4	Boucher-Bobrovsky/Miller	Briere (PHI)
April 18, 2011	Philadelphia 4, @ Buffalo 2	Boucher/Miller	Zherdev (PHI)
April 20, 2011	**@ Buffalo 1, Philadelphia 0**	**Miller/Boucher**	**Pominville (BUF)**
April 22, 2011	**Buffalo 4, @ Philadelphia 3 (OT)**	**Miller/Boucher-Leighton**	**Ennis (BUF)**
April 24, 2011	Philadelphia 5, @ Buffalo 4 (OT)	Leighton-Boucher/Miller	Leino (PHI)
April 26, 2011	@ Philadelphia 5, Buffalo 2	Boucher/Miller-Enroth	van Riemsdyk (PHI)

(PHILADELPHIA WINS SERIES 4 GAMES TO 3)

PLAYOFF OVERTIME HISTORY

OVERTIME HISTORY - PLAYOFFS

DATE	OPPONENT	SCORER	SCORE	TIME
April 10, 1973	@ Montreal	Rene Robert	3-2 BUF	9:18
April 17, 1975	@ Chicago	Stan Mikita	5-4 CHI	2:31
April 27, 1975	Montreal	Danny Gare	6-5 BUF	4:42
May 6, 1975	Montreal	Rene Robert	5-4 BUF	5:56
May 20, 1975	Philadelphia	Rene Robert	5-4 BUF	18:29
April 8, 1976	St. Louis	Danny Gare	3-2 BUF	11:43
April 9, 1976	St. Louis	Don Luce	2-1 BUF	14:27
April 13, 1976	N.Y. Islanders	Danny Gare	3-2 BUF	14:04
April 13, 1978	@ N.Y. Rangers	Don Murdoch	4-3 NYR	1:37
April 14, 1979	Pittsburgh	George Ferguson	4-3 PIT	0:47
May 1, 1980	N.Y. Islanders	Bob Nystrom	2-1 NYI	21:20
April 8, 1981	Vancouver	Alan Haworth	3-2 BUF	5:00
April 16, 1981	Minnesota	Steve Payne	4-3 MIN	0:22
April 20, 1981	@ Minnesota	Craig Ramsay	5-4 BUF	16:32
April 24, 1983	@ Boston	Brad Park	3-2 BOS	1:52
April 10, 1988	Boston	John Tucker	6-5 BUF	5:32
April 9, 1990	@ Montreal	Brian Skrudland	2-1 MTL	12:35
April 11, 1991	@ Montreal	Russ Courtnall	4-3 MTL	5:56
April 21, 1992	@ Boston	Adam Oates	3-2 BOS	11:14
April 25, 1992	Boston	Ted Donato	5-4 BOS	2:08
April 18, 1993	@ Boston	Bob Sweeney	5-4 BUF	11:03
April 22, 1993	Boston	Yuri Khmylev	4-3 BUF	1:05
April 24, 1993	Boston	Brad May	6-5 BUF	4:48
May 4, 1993	@ Montreal	Guy Carbonneau	4-3 MTL	2:50
May 6, 1993	Montreal	Gilbert Dionne	4-3 MTL	8:28
May 8, 1993	Montreal	Kirk Muller	4-3 MTL	11:37
April 27, 1994	New Jersey	Dave Hannan	1-0 BUF	65:43
May 7, 1995	@ Philadelphia	Karl Dykhuis	4-3 PHI	10:06
April 23, 1997	@ Ottawa	Daniel Alfredsson	1-0 OTT	2:34
April 29, 1997	Ottawa	Derek Plante	3-2 BUF	5:24
May 9, 1997	@ Philadelphia	Ed Ronan	5-4 BUF	6:24

OVERTIME HISTORY - PLAYOFFS

DATE	OPPONENT	SCORER	SCORE	TIME
May 1, 1998	@ Philadelphia	Michal Grosek	3-2 BUF	5:40
May 8, 1998	Montreal	Geoff Sanderson	3-2 BUF	2:37
May 12, 1998	@ Montreal	Michael Peca	5-4 BUF	21:24
May 25, 1998	@ Washington	Todd Krygier	3-2 WSH	3:01
May 28, 1998	Washington	Peter Bondra	4-3 WSH	9:37
June 4, 1998	Washington	Joe Juneau	3-2 WSH	6:24
April 23, 1999	@ Ottawa	Miroslav Satan	3-2 BUF	30:35
June 8, 1999	@ Dallas	Jason Woolley	3-2 BUF	15:30
June 19, 1999	Dallas	Brett Hull	2-1 DAL	54:51
April 18, 2000	@ Philadelphia	Stu Barnes	3-2 BUF	4:42
April 14, 2001	@ Philadelphia	Jay McKee	4-3 BUF	18:02
April 17, 2001	Philadelphia	Curtis Brown	4-3 BUF	6:13
May 5, 2001	Pittsburgh	Stu Barnes	3-2 BUF	8:34
May 8, 2001	@ Pittsburgh	Martin Straka	3-2 PIT	11:29
May 10, 2001	Pittsburgh	Darius Kasparitis	3-2 PIT	13:01
April 22, 2006	Philadelphia	Daniel Briere	3-2 BUF	27:31
May 5, 2006	@ Ottawa	Chris Drury	7-6 BUF	0:18
May 10, 2006	Ottawa	J-P Dumont	3-2 BUF	5:05
May 13, 2006	@Ottawa	Jason Pominville	3-2 BUF	2:26
May 28, 2006	@ Carolina	Cory Stillman	4-3 CAR	8:46
May 30, 2006	Carolina	Daniel Briere	2-1 BUF	4:22
April 29, 2007	@ NY Rangers	Michal Rozsival	2-1 NYR	36:43
May 4, 2007	NY Rangers	Maxim Afinogenov	2-1 BUF	4:39
May 12, 2007	Ottawa	Joe Corvo	4-3 OTT	24:58
May 19, 2007	Ottawa	Daniel Alfredsson	3-2 OTT	9:32
April 21, 2010	@ Boston	Miroslav Satan	3-2 BOS	27:41
April 22, 2011	@ Philadelphia	Tyler Ennis	4-3 BUF	5:31
April 24, 2011	Philadelphia	Ville Leino	5-4 PHI	4:43

The Sabres are 32-27 in overtime games during the playoffs (20-13 at home and 12-14 on road). Overtime goals have ended a Sabres playoff series 12 times (April 9, 1976; April 14, 1979; April 24, 1983; April 24, 1993; May 8, 1993; April 29, 1997; May 1, 1998; June 4, 1998; June 19, 1999; May 10, 2001; May 13, 2006 and May 19, 2007).

SABRES PLAYOFF HAT TRICKS

YEAR	NO.	PLAYER	OPPONENT	SCORE	DATE	PLACE	GOALIE(S)
1977 (1)	1.	Jim Lorentz	Minnesota	7-1 W	4-7-77	Minnesota	Pete LoPresti (2) Gary Smith (1)
1980 (1)	2.	Gilbert Perreault	N.Y. Islanders	7-4 W	5-6-80	New York	Billy Smith (2) Empty Net (1)
1985 (1)	3.	Dave Andreychuk	Quebec	7-4 W	4-14-85	Buffalo	Dan Bouchard
1988 (1)	4.	John Tucker*#	Boston	6-2 W	4-9-88	Buffalo	Andy Moog
1998 (1)	5.	Matthew Barnaby#	Montreal	6-3 W	5-10-98	Buffalo	Andy Moog (2) Empty Net (1)
2006 (2)	6.	J-P Dumont	Philadelphia	8-2 W	4-24-06	Buffalo	Robert Esche (3)**
	7.	Jason Pominville	Philadelphia	8-2 W	4-24-06	Buffalo	Antero Niittymaki (3)**

PLAYOFF HAT TRICKS AGAINST THE SABRES

YEAR	NO.	PLAYER	OPPONENT	SCORE	DATE	PLACE	GOALIE(S)
1973 (1)	1.	Yvan Cournoyer	Montreal	3-7 L	4-5-73	Montreal	Dave Dryden
1975 (1)	2.	Guy Lafleur	Montreal	0-7 L	5-1-75	Montreal	Roger Crozier (1) Gerry Desjardins (2)
1982 (1)	3.	Barry Pederson	Boston	3-7 L	4-8-82	Boston	Don Edwards

* - indicates 4-goal game.

- indicates three consecutive and uninterrupted goals (true or natural hat trick). Note: John Tucker's final three goals in a four-goal game vs. Boston on 4-9-88 (6-2 W) were consecutive and uninterrupted.

** - Esche allowed goals by Dumont (2) and Pominville (1); Niittymaki allowed goals by Dumont (1) and Pominville (2).

PLAYOFF SHUTOUTS

SABRES PLAYOFF SHUTOUTS

YEAR	NO.	GOALTENDER	OPPONENT	SCORE	DATE	PLACE	SAVES
1980 (3)	1.	Bob Sauve	Vancouver	6-0	4-9-80	Buffalo	22
	2.	Don Edwards	Chicago	5-0	4-16-80	Buffalo	17
	3.	Bob Sauve (2)	N.Y. Islanders	2-0	5-8-80	Buffalo	22
1983 (2)	4.	Bob Sauve (3)	Montreal	1-0	4-6-83	Montreal	24
	5.	Bob Sauve (4)	Montreal	3-0	4-7-83	Montreal	22
1989 (1)	6.	Jacques Cloutier	Boston	6-0	4-5-89	Boston	29
1992 (1)	7.	Tom Draper	Boston	2-0	4-27-92	Boston	28
1993 (1)	8.	Grant Fuhr	Boston	4-0	4-20-93	Boston	34
1994 (2)	9.	Dominik Hasek	New Jersey	2-0	4-17-94	New Jersey	30
	10.	Dominik Hasek (2)	New Jersey	1-0	4-27-94	Buffalo	70
1997 (1)	11.	Steve Shields	Ottawa	3-0	4-27-97	Ottawa	31
1998 (1)	12.	Dominik Hasek (3)	Washington	2-0	5-23-98	Washington	19
1999 (2)	13.	Dominik Hasek (4)	Ottawa	3-0	4-25-99	Buffalo	31
	14.	Dominik Hasek (5)	Boston	3-0	5-14-99	Buffalo	24
2001 (1)	15.	Dominik Hasek (6)	Philadelphia	8-0	4-21-01	Buffalo	24
2006 (1)	16.	Ryan Miller	Philadelphia	3-0	4-30-06	Buffalo	24
2011 (2)	17.	Ryan Miller (2)	Philadelphia	1-0	4-14-11	Philadelphia	35
	18.	Ryan Miller (3)	Philadelphia	1-0	4-20-11	Buffalo	32

NOTE: Figure in parentheses for goaltender indicates cumulative total with the Sabres in the playoffs.

PLAYOFF SHUTOUTS AGAINST THE SABRES

YEAR	NO.	GOALTENDER	OPPONENT	SCORE	DATE	PLACE	SAVES
1975 (2)	1.	Ken Dryden	Montreal	7-0	5-1-75	Montreal	27
	2.	Bernie Parent	Philadelphia	2-0	5-27-75	Buffalo	32
1983 (1)	3.	Pete Peeters	Boston	9-0	4-20-83	Boston	27
1990 (1)	4.	Patrick Roy	Montreal	3-0	4-7-90	Buffalo	26
1997 (1)	5.	Ron Tugnutt	Ottawa	1-0	4-23-97	Ottawa	17
1998 (1)	6.	Olaf Kolzig	Washington	2-0	5-30-98	Buffalo	30
1999 (1)	7.	Ed Belfour	Dallas	2-0	6-17-99	Dallas	23
2000 (1)	8.	Brian Boucher	Philadelphia	2-0	4-16-00	Buffalo	17
2001 (1)	9.	Johan Hedberg	Pittsburgh	3-0	4-26-01	Buffalo	25
2006 (1)	10.	Martin Gerber	Carolina	4-0	5-26-06	Buffalo	22
2007 (1)	11.	Ray Emery	Ottawa	1-0	5-14-07	Ottawa	15

NOTE: Figure in parentheses for goaltender indicates cumulative total against the Sabres in the playoffs.

PLAYOFF CAREER LEADERS

GAMES PLAYED

PLAYER	TOT.
Gilbert Perreault	90
Craig Ramsay	89
Richard Smehlik	83
Bill Hajt	80
Jim Schoenfeld	75
Mike Ramsey	72
Alexei Zhitnik	70
Don Luce	62
Rick Martin	62
Donald Audette	61

GAME-WINNING GOALS

PLAYER	TOT.
Gilbert Perreault	5
Danny Gare	5
Chris Drury	4
Stu Barnes	4
Curtis Brown	4
Rick Martin	4
Craig Ramsay	4
Rene Robert	4
Dixon Ward	4
Seven players tied	*3*

GOALTENDER GAMES

PLAYER	TOT.
Dominik Hasek	68
Ryan Miller	47
Don Edwards	31
Gerry Desjardins	25
Bob Sauve	23
Tom Barrasso	12
Daren Puppa	11
Steve Shields	10
Roger Crozier	9
Grant Fuhr	8

GOALS

PLAYER	TOT.
Gilbert Perreault	33
Rick Martin	24
Danny Gare	23
Rene Robert	22
Chris Drury	17
Don Luce	17
Craig Ramsay	17
Donald Audette	15
Thomas Vanek	15
Five players tied	*14*

POWER-PLAY GOALS

PLAYER	TOT.
Rick Martin	12
Gilbert Perreault	10
Stu Barnes	8
Chris Drury	8
Danny Gare	8
Donald Audette	7
Pat LaFontaine	7
Rick Vaive	7
Thomas Vanek	7
Miroslav Satan	6

GOALTENDER WINS

PLAYER	TOT.
Dominik Hasek	37
Ryan Miller	25
Don Edwards	13
Bob Sauve	13
Gerry Desjardins	11
Roger Crozier	5
Steve Shields	4
Three players tied	*3*

ASSISTS

PLAYER	TOT.
Gilbert Perreault	70
Craig Ramsay	31
Rick Martin	29
Jason Woolley	27
Dale Hawerchuk	25
Daniel Briere	23
Donald Audette	23
Dave Andreychuk	22
Three players tied	*21*

SHORTHANDED GOALS

PLAYER	TOT.
Dixon Ward	3
Curtis Brown	2
Brian Holzinger	2
Don Luce	2
Wayne Presley	2
Craig Ramsay	2
14 players tied	*1*

GOALTENDER MINUTES

PLAYER	TOT.
Dominik Hasek	4,290
Ryan Miller	2,945
Don Edwards	1,859
Gerry Desjardins	1,383
Bob Sauve	1,268
Tom Barrasso	661
Daren Puppa	592
Steve Shields	570
Roger Crozier	541
Grant Fuhr	474

POINTS

PLAYER	TOT.
Gilbert Perreault	103
Rick Martin	53
Craig Ramsay	48
Danny Gare	44
Rene Robert	39
Donald Audette	38
Don Luce	36
Dave Andreychuk	35
Miroslav Satan	35
Three players tied	*34*

PENALTY MINUTES

PLAYER	TOT.
Rob Ray	169
Lindy Ruff	164
Mike Ramsey	158
Jim Schoenfeld	151
Danny Gare	147
Mike Foligno	143
Alexei Zhitnik	138
Mike Hartman	104
Larry Playfair	97
Kevin Maguire	86

SHUTOUTS

PLAYER	TOT.
Dominik Hasek	6
Bob Sauve	4
Ryan Miller	3
Jacques Cloutier	1
Tom Draper	1
Don Edwards	1
Grant Fuhr	1
Steve Shields	1

MOST PLAYOFF POINTS VS SABRES

PLAYER	GP	G	A	PTS
Ray Bourque	39	6	29	35
Rick Middleton	14	10	19	29
Barry Pederson	11	10	13	23
Adam Oates	17	4	18	22
Daniel Alfredsson	21	11	11	22
Rod Brind'Amour	22	11	11	22
Eric Desjardins	43	6	16	22
Mark Recchi	28	9	10	19
Stephane Richer	19	13	6	19
Bryan Trottier	16	3	14	17
Denis Potvin	16	5	12	17
Cam Neely	15	11	6	17
John LeClair	33	8	9	17

ONE PLAYOFF YEAR

MOST GOALS
10 Gilbert Perreault (1980)

MOST GOALS BY DEFENSEMAN
4 Mike Ramsey (1983)
Jason Woolley (1999)
Alexei Zhitnik (1999)

MOST ASSISTS
12 Daniel Briere (2007)

MOST POINTS
21 Gilbert Perreault (1980)

MOST PENALTY MINUTES
56 Rob Ray (1991)

MOST POWER-PLAY GOALS
5 Rick Martin (1975)
Pat LaFontaine (1992)
Chris Drury (2006)

MOST SHORTHANDED GOALS
2 Dixon Ward (1999)
Curtis Brown (2001)

MOST MINUTES PLAYED BY GOALTENDER
1,217 Dominik Hasek (1999)

LONGEST SHUTOUT SEQUENCE BY GOALTENDER
147:25 Bob Sauve (4-6-83 to 4-9-83 vs. Montreal)

MOST SHOTS ON GOAL
66 Gilbert Perreault (1975)

MOST CONSECUTIVE GOAL-SCORING GAMES
7 Pat LaFontaine (1992)

MOST POINT-SCORING GAMES IN SUCCESSION
8 Dale Hawerchuk (1993)
Donald Audette (1998)

ONE PLAYOFF SERIES

MOST GOALS
8 Pat LaFontaine (1992 vs. Boston)

MOST ASSISTS
7 Gilbert Perreault (1973 vs. Montreal; 1982 vs. Boston, 1983 vs. Boston)
Dale Hawerchuk (1994 vs. New Jersey)
Miroslav Satan (2001 vs. Philadelphia)

MOST POINTS
11 Pat LaFontaine (1992 vs. Boston)

MOST PENALTY MINUTES
56 Rob Ray (1991 vs. Montreal)

MOST POWER-PLAY GOALS
5 Pat LaFontaine (1992 vs. Boston)

MOST SHORTHANDED GOALS
2 Dixon Ward (1999 vs. Toronto)
Curtis Brown (2001 vs. Pittsburgh)

MOST MINUTES PLAYED BY GOALTENDER
484 Dominik Hasek (1994 vs. New Jersey)

MOST SHOTS ON GOAL
38 Rick Martin (1973 vs. Montreal)

ONE PLAYOFF SERIES

MOST GOALS BY OPPOSING PLAYER
7 Guy Lafleur (1975 vs. Montreal)
Barry Pederson (1983 vs. Boston)

MOST ASSISTS BY OPPOSING PLAYER
14 Rick Middleton (1983 vs. Boston)

MOST POINTS BY OPPOSING PLAYER
18 Rick Middleton (1983 vs. Boston)

ONE STANLEY CUP FINAL SERIES

(1975 VS. PHILADELPHIA, 6 GAMES & 1999 VS. DALLAS, 6 GAMES)

MOST GOALS
3 Stu Barnes (1999 vs. Dallas)

MOST ASSISTS
4 Rick Martin (1975 vs. Philadelphia)

MOST POINTS
6 Rick Martin (1975 vs. Philadelphia)

MOST PENALTY MINUTES
18 Alexei Zhitnik (1999 vs. Dallas)

MOST POWER-PLAY GOALS
1 Jerry Korab (1975 vs. Philadelphia)
Rick Martin (1975 vs. Philadelphia)
Michael Peca (1999 vs. Dallas)
Gilbert Perreault (1975 vs. Philadelphia)
Alexei Zhitnik (1999 vs. Dallas)

MOST SHORTHANDED GOALS
0 N/A

MOST MINUTES PLAYED BY GOALTENDER
428 Dominik Hasek (1999 vs. Dallas)

MOST SHOTS ON GOAL
23 Gilbert Perreault (1975 vs. Philadelphia)

MOST GOALS BY OPPOSING PLAYER
3 Brett Hull (1999 vs. Dallas)
Reggie Leach (1975 vs. Philadelphia)
Jere Lehtinen (1999 vs. Dallas)

MOST ASSISTS BY OPPOSING PLAYER
7 Mike Modano (1999 vs. Dallas)

MOST POINTS BY OPPOSING PLAYER
7 Mike Modano (1999 vs. Dallas)

ONE SEMIFINAL/CONFERENCE FINAL SERIES

MOST GOALS
6 Gilbert Perreault (1980 vs. N.Y. Islanders)

MOST ASSISTS
4 Brian Holzinger (1999 vs. Toronto)
Peter McNab (1975 vs. Montreal)
Jason Woolley (1999 vs. Toronto)
Jochen Hecht (2006 vs. Carolina)
Jason Pominville (2007 vs. Ottawa)

MOST POINTS
8 Gilbert Perreault (1980 vs. N.Y. Islanders)

MOST PENALTY MINUTES
24 Larry Carriere (1975 vs. Montreal)

ONE SEMIFINAL/CONFERENCE FINAL SERIES

MOST POWER-PLAY GOALS
4 Stu Barnes (1999 vs. Toronto)

MOST SHORTHANDED GOALS
2 Dixon Ward (1999 vs. Toronto)

MOST MINUTES PLAYED BY GOALTENDER
379 Dominik Hasek (1998 vs. Washington)

MOST SHOTS ON GOAL
27 Rick Martin (1975 vs. Montreal)

MOST GOALS BY OPPOSING PLAYER
7 Guy Lafleur (1975 vs. Montreal)

MOST ASSISTS BY OPPOSING PLAYER
7 Pete Mahovlich (1975 vs. Montreal)

MOST POINTS BY OPPOSING PLAYER
10 Guy Lafleur (1975 vs. Montreal)
Jacques Lemaire (1975 vs. Montreal)
Pete Mahovlich (1975 vs. Montreal)

ONE QUARTERFINAL SERIES

MOST GOALS
5 Rene Robert (1973 vs. Montreal)

MOST ASSISTS
7 Gilbert Perreault (1973 vs. Montreal; 1983 vs. Boston)

MOST POINTS
10 Gilbert Perreault (1973 vs. Montreal)

MOST PENALTY MINUTES
47 Lindy Ruff (1983 vs. Boston)

MOST POWER-PLAY GOALS
3 Rick Martin (1975 vs. Chicago)

MOST SHORTHANDED GOALS
2 Curtis Brown (2001 vs. Pittsburgh)

MOST MINUTES PLAYED BY GOALTENDER
452 Dominik Hasek (2001 vs. Pittsburgh)

MOST SHOTS ON GOAL
38 Rick Martin (1973 vs. Montreal)

MOST GOALS BY OPPOSING PLAYER
7 Barry Pederson (1983 vs. Boston)

MOST ASSISTS BY OPPOSING PLAYER
14 Rick Middleton (1983 vs. Boston)

MOST POINTS BY OPPOSING PLAYER
18 Rick Middleton (1983 vs. Boston)

ONE FIRST-ROUND SERIES

MOST GOALS
8 Pat LaFontaine (1992 vs. Boston)

MOST ASSISTS
7 Gilbert Perreault (1982 vs. Boston)
Dale Hawerchuk (1994 vs. New Jersey)
Miroslav Satan (2001 vs. Pittsburgh)

MOST POINTS
11 Pat LaFontaine (1992 vs. Boston)

MOST PENALTY MINUTES
56 Rob Ray (1991 vs. Montreal)

MOST POWER-PLAY GOALS
5 Pat LaFontaine (1992 vs. Boston)

ONE FIRST-ROUND SERIES

MOST SHORTHANDED GOALS
1 Craig Ramsay (1976 vs. St. Louis)
Scott Arniel (1989 vs. Boston)
Mike Foligno (1989 vs. Boston)
Christian Ruuttu (1991 vs. Montreal)
Dave Snuggerud (1991 vs. Montreal)
Petr Svoboda (1992 vs. Boston)
Pat LaFontaine (1992 vs. Boston)
Wayne Presley (1993 vs. Boston; 1995 vs. Philadelphia)
Brian Holzinger (1997 vs. Ottawa; 1998 vs. Philadelphia)
Dixon Ward (1997 vs. Philadelphia)
Darryl Shannon (1998 vs. Philadelphia)
Chris Drury (2006 vs. Philadelphia)
Mike Grier (2006 vs. Philadelphia)

MOST MINUTES PLAYED BY GOALTENDER
484 Dominik Hasek (1994 vs. New Jersey)

MOST SHUTOUTS
2 Bob Sauve (1983 vs. Montreal)
Dominik Hasek (1994 vs. New Jersey)
Ryan Miller (2011 vs. Philadelphia)

MOST SHOTS ON GOAL
33 Drew Stafford (2011 vs. Philadelphia)

MOST GOALS BY OPPOSING PLAYER
6 Michel Goulet (1982 vs. Quebec)
Danny Briere (2011 vs. Philadelphia)

MOST ASSISTS BY OPPOSING PLAYER
10 Peter McNab (1982 vs. Boston)
Peter Stastny (1985 of Quebec)

MOST POINTS BY OPPOSING PLAYER
10 Peter McNab (1982 vs. Boston)
Peter Stastny (1985 vs. Quebec)
Denis Savard (1991 vs. Montreal)
Adam Oates (1992 vs. Boston)

ONE GAME ONLY

MOST GOALS
4 John Tucker (4-9-88 vs. Boston)

MOST ASSISTS
4 Gilbert Perreault (4-10-82 vs. Boston; 4-17-80 vs. Chicago)
Dave Andreychuk (4-11-90 at Montreal)

MOST POINTS
5 John Tucker (4-10-88 vs. Boston)
Derek Roy (5-5-06 at Ottawa)

MOST PENALTY MINUTES
32 Kevin Maguire (4-9-88 vs. Boston)

MOST POWER-PLAY GOALS
2 John Tucker (4-9-88 vs. Boston; 4-10-88 vs. Boston)
Randy Burridge (5-11-97 vs. Philadelphia)
Miroslav Satan (4-27-98 vs. Philadelphia)
J-P Dumont (4-24-06 vs. Philadelphia)

MOST SHORTHANDED GOALS
1 (16x) Last: Jason Pominville (5-13-06 vs. Ottawa)

MOST MINUTES PLAYED BY GOALTENDER
125:43 Dominik Hasek (4-27-94 vs. New Jersey)

ONE GAME ONLY

MOST SHOTS ON GOAL

14 Daniel Briere (4-22-06 vs. Philadelphia)

MOST GOALS BY OPPOSING PLAYER

3 Yvon Cournoyer (4-5-73 at Montreal)
Guy Lafleur (5-1-75 at Montreal)
Barry Pederson (4-8-82 at Boston)

MOST ASSISTS BY OPPOSING PLAYER

4 Rick Middleton (4-18-83 vs. Boston)
Andrei Nikolishin (5-28-98 vs. Washington)

MOST POINTS BY OPPOSING PLAYER

6 Rick Middleton (4-18-83 vs. Boston)

ONE PLAYOFF YEAR

OVERALL WINS

Most	14	(1999, 21 games)
Fewest	0	(1984, 3 games)

OVERALL LOSSES

MOST	7	(1975, 17 games)
		(1997, 12 games)
		(1999, 21 games)
		(2006, 18 games)
		(2007, 16 games)
Fewest	2	(1979, 3 games)

GOALS FOR

Most	60	(2006, 18 games)
Fewest	5	(1984, 3 games)

GOALS AGAINST

Most	58	(1975, 17 games)
Fewest	9	(1979, 3 games)

MOST SHUTOUTS

For	3	(1980, 14 games)
Against	2	(1975, 17 games)

MOST OVERTIME GAMES

	6	(1993, 8 games)
		(1998, 15 games)
		(2006, 18 games)

LONGEST WINNING STREAK

	8	(4-27-98 to 5-23-98)

LONGEST LOSING STREAK

	4	(4-11-77 to 4-17-77)
		(4-15-76 to 4-22-76)
		(4-6-89 to 4-11-89)
		(5-2-93 to 5-8-93)

MOST POWER-PLAY GOALS

For	17	(1980, 14 games)
Against	16	(2006, 18 games)

MOST SHORTHANDED GOALS

For	5	(2006, 18 games)
Against	3	(1988, 6 games)
		(1980, 14 games)

SHOTS ON GOAL

Most	561	(1999, 21 games)
Fewest	83	(1984, 3 games)

SHOTS ON GOAL AGAINST

Most	657	(1999, 21 games)
Fewest	73	(1984, 3 games)

MOST PENALTY MINUTES

For	349	(1988, 21 games)
Against	308	(1988, 6 games)

ONE PLAYOFF SERIES

MOST GOALS SCORED IN TWO-GAME SERIES

For	11	(1977 vs. Minnesota)
Allowed	3	(1977 vs. Minnesota)

ONE PLAYOFF SERIES

GOALS SCORED IN THREE-GAME SERIES

Most	13	(1981 vs. Vancouver)
Least	5	(1984 vs. Quebec)

GOALS ALLOWED IN THREE-GAME SERIES

Most	13	(1984 vs. Quebec)
Least	2	(1983 vs. Montreal)

GOALS SCORED IN FOUR-GAME SERIES

Most	19	(1993 vs. Boston)
Least	10	(1977 vs. NY Islanders)

GOALS ALLOWED IN FOUR-GAME SERIES

Most	17	(1982 vs. Boston)
Least	6	(1999 vs. Ottawa)

GOALS SCORED IN FIVE-GAME SERIES

Most	22	(1985 vs. Quebec)
Least	8	(2000 vs. Philadelphia)

GOALS ALLOWED IN FIVE-GAME SERIES

Most	24	(1981 vs. Minnesota)
Least	9	(1998 vs. Philadelphia)

Goals Scored in Six-Game Series

Most	24	(1991 vs. Montreal)
		(2006 vs. Philadelphia)
Least	9	(1999 vs. Dallas)

GOALS ALLOWED IN SIX-GAME SERIES

Most	29	(1975 vs. Montreal)
		(1991 vs. Montreal)
Least	13	(1998 vs. Washington)
		(1999 vs. Dallas)
		(2001 vs. Philadelphia)
		(2007 vs. NY Rangers)

GOALS SCORED IN SEVEN-GAME SERIES

Most	24	(1992 vs. Boston)
Least	14	(1994 vs. New Jersey)
		(1997 vs. Ottawa)

GOALS ALLOWED IN SEVEN-GAME SERIES

Most	33	(1983 vs. Boston)
Least	13	(1997 vs. Ottawa)

ONE GAME ONLY

MOST GOALS

For	9	(4-29-92 vs. Boston)
Against	9	(4-20-83 at Boston)
Combined	13	(5-5-06 at Ottawa, 7-6 BUF)

MOST GOALS IN ONE PERIOD

For	5	(4-20-75 vs. Chicago, 3rd per.)
		(4-13-85 vs. Quebec, 3rd per.)
		(4-14-85 vs. Quebec, 3rd per.)
		(4-24-06 vs. Philadelphia, 1st per.)
Against	5	(4-5-73 at Montreal, 2nd per.)
		(4-8-82 at Boston, 2nd per.)
		(4-20-83 at Boston, 1st per.)
Combined	7	(4-13-85 vs. Quebec, 3rd per.)
		(5-11-97 vs. Philadelphia, 2nd. per.)

ONE GAME ONLY

MOST SHORTHANDED GOALS IN GAME

For	2	(Scott Arniel and Mike Foligno, 4-5-89 at Boston) (Darryl Shannon and Brian Holzinger, 4-27-98 vs. Philadelphia)

MOST SHORTHANDED GOALS ON SAME PENALTY

For	2	(Darryl Shannon and Brian Holzinger, 4-27-98 vs. Philadelphia)

GREATEST WINNING MARGIN

	8	(2001 vs. Philadelphia, 8-0)

GREATEST LOSING MARGIN

	9	(1983 at Boston, 9-0)

SHOTS ON GOAL

Most	58	(4-22-06 vs. Philadelphia)
Fewest	12	(6-12-99 vs. Dallas)

SHOTS ON GOAL AGAINST

Most	70	(4-27-94 vs. New Jersey)
Fewest	14	(4-22-75 vs. Chicago)

SHOTS ON GOAL IN ONE PERIOD

Most	22	(4-8-76 vs. St. Louis, 1st per.) (4-15-77 vs. NY Islanders, 1st per.)
Least	2	(4-29-97 vs. Ottawa, 1st per.) (5-12-98 at Montreal, 3rd per.) (6-2-98 at Washington, 2nd per.) (6-15-99 vs. Dallas, 3rd per.) (5-8-01 vs. Pittsburgh, 3rd per.)

SHOTS ON GOAL AGAINST IN ONE PERIOD

Most	24	(4-20-80 at Chicago, 2nd per.)
	24	(4-15-10 vs. Boston, 1st per.)
Least	1	(4-16-80 vs. Chicago, 1st per.) (4-11-82 vs. Boston, 3rd per.) (4-7-83 at Montreal, 1st per.) (4-4-84 vs. Quebec, 1st per.) (5-28-06 at Carolina, 3rd per.) (4-12-07 vs. NY Islanders, 1st per.)

SHOTS ON GOAL BY BOTH TEAMS IN ONE PERIOD

Most	35	(4-9-91 vs. Montreal, 2nd per.)

MOST PENALTY MINUTES

For	121	(4-9-88 vs. Boston)
Against	105	(4-9-88 vs. Boston)
Combined	226	(4-9-88 vs. Boston)

ONE GAME ONLY

FASTEST TWO GOALS BY TEAM

For	:14	(Mike Foligno and Sean McKenna, 4-5-84 vs. Quebec)
Against	:08	(Eric Desjardins and Stephane Richer, 4-9-91 vs. Montreal)
Combined	:05	(Gilbert Perreault/BUF and Jim Hamilton/PIT, 4-14-79 vs. Pittsburgh)

FASTEST TWO GOALS BY ONE PLAYER

For	:27	(Pierre Turgeon, 4-6-89 at Boston)
Against	:27	(Guy Lafleur, 5-1-75 at Montreal)

FASTEST THREE GOALS BY TEAM

For	1:48	(Randy Wood, Dave Hannan and Bob Corkum, 4-29-92 vs. Boston)
Against	1:19	(Russ Courtnall twice and Mathieu Schneider, 4-3-91 at Montreal)
Combined	:36	(Eric Desjardins/MTL, Stephane Richer/MTL and Benoit Hogue/BUF, 4-9-91 vs. Montreal)

FASTEST THREE GOALS BY ONE PLAYER

For	12:37	(Dave Andreychuk, 4-14-85 vs. Quebec)
Against	13:40	(Barry Pederson, 4-8-82 at Boston)

FASTEST FOUR GOALS

For	5:28	(4-27-98 vs. Philadelphia)
Against	2:52	(4-3-91 at Montreal)
Combined	2:38	(4-9-91 vs. Montreal)

FASTEST FIVE GOALS

For	14:37	(4-20-75 at Chicago)
Against	9:31	(4-3-91 at Montreal)
Combined	6:19	(5-11-97 vs. Philadelphia)

FASTEST GOAL FROM OPENING FACEOFF:

For	:09	(Derek Roy, 5-16-07 at Ottawa)
Against	:14	(Kirk Muller, 5-6-93 vs. Montreal)

SHORTEST OVERTIME GAME

	60:18	(Chris Drury/BUF scored, 5-5-06 at Ottawa)

LONGEST OVERTIME GAME

	125:43	(Dave Hannan/BUF scored, 4-27-94 vs. New Jersey)

HISTORY

ALL-TIME UNIFORM NUMBERS

00

Martin Biron**

1

Andrey Makarov, Jhonas Enroth, John Blue, David Littman, Jacques Cloutier, Don Edwards, Roger Crozier

2

Tim Horton, Jim Watson

3

Mark Pysyk, Jordan Leopold, Michael Funk, James Patrick, Garry Galley, Dean Melanson, Grant Ledyard, Calle Johansson, Jim Hofford, Richie Dunn, Hannu Virta, Bill Stewart, Paul McIntosh, Jocelyn Guevremont, Mike Robitaille, Paul Terbenche, Tracy Pratt

4

Josh Gorges, Jamie McBain, Joe Finley, Steve Montador, Mike Weber, Nolan Pratt, Brad Brown, Rhett Warrener, Mike Wilson, Bob Boughner, Grant Jennings, Alexei Zhitnik, Philippe Boucher, Uwe Krupp, Steve Dykstra, Jim Korn, Jerry Korab, Timo Jutila, Mark Renaud, John Van Boxmeer, Tracy Pratt, Mike McMahon

5

Chad Ruhwedel, Toni Lydman, Jeff Jillson, Andy Delmore, Jason Woolley, Ed Ronan, Craig Muni, Mike Ramsey, John Van Boxmeer, Lee Fogolin, Larry Carriere, Larry Hillman, Doug Barrie

6

Mike Weber, Jaroslav Spacek, Cory Sarich, Bob Boughner, Doug Houda, Keith Carney, Phil Housley, Ron Fischer, Jim Schoenfeld, Al Hamilton

7

Petr Svoboda, Kevin Haller, John Tucker, Mike Donnelly, Dale McCourt, Randy Cunneyworth, Rick Martin, Rene Robert, Cliff Schmautz

8

Cody McCormick, Rory Fitzpatrick, Geoff Sanderson, Darryl Shannon, Doug Bodger, Jim Jackson, Paul Cyr, Richard Hajdu, Don Lever, Dave Fenyves, Bob Mongrain, Real Cloutier, Tony McKegney, Jim Lorentz, Rick Martin, Dick Duff, Butch Deadmarsh, Bill Inglis

9

Evander Kane, Steve Ott, Derek Roy, Erik Rasmussen, Vaclav Varada, Viktor Gordiouk, Greg Brown, Scott Arniel, Gilles Hamel, Mike Moller, J.F. Sauve, Rick Dudley, Jacques Richard, Norm Gratton, Rick Martin, Butch Deadmarsh, Danny Lawson, Reggie Fleming

10

Cole Schneider, Christian Ehrhoff, Mark Parrish, Henrik Tallinder, Brad May, Dale Hawerchuk, Craig Ramsay, Phil Goyette

11

Gilbert Perreault

12

Brian Gionta, Kevin Porter, Mark Mancari, Ales Kotalik, Domenic Pittis, Randy Burridge, Peter Ambroziak, Bob Errey, Peter Ciavaglia, Greg Paslawski, Scott Metcalfe, Rick Vaive, Ken Priestlay, Jody Gage, Sean McKenna, Andre Savard, Gary McAdam, Larry Mickey, Mike Byers, Skip Krake

13

Tim Kennedy, Jiri Novotny, Vyacheslav Kozlov, Yuri Khmylev, Jim Schoenfeld

14

Dave Hannan, Jody Gage, Steve Ludzik, Mikael Andersson, Mike Moller, Alan Haworth, Rene Robert, Norm Gratton, Don Luce, Rod Zaine, Randy Wyrozub

15

Jack Eichel, Colin Stuart, Dainius Zubrus, Milan Bartovic, Dixon Ward, Sergei Petrenko, Greg Brown, Randy Wood, Lou Franceschetti, Kevin Haller, Doug Smith, Chris Langevin, Adam Creighton, Geordie Robertson, Yvon Lambert, Rob McClanahan, Mike Boland, Gary McAdam, Michel Deziel, Bryan McSheffrey, Gerry Meehan

16

Chris Taylor, Pat LaFontaine, Darrin Shannon, Mike Donnelly, Paul Brydges, Ric Seiling, Derek Smith, Peter McNab, Real Lemieux, Randy Wyrozub, Ron Anderson, Butch Deadmarsh

17

David Legwnad, Torrey Mitchell, Linus Omark, Marc-Andre Gragnani, Raffi Torres, Dominic Moore, J.P. Dumont, Randy Cunneyworth, Dixon Ward, Jason Dawe, Brent Hughes, Craig Simpson, Todd Simon, Colin Patterson, Mike Foligno, Gilles Hamel, John Gould, Rick Dudley, Derek Smith, Fred Stanfield, Bob Richer, Floyd Smith

18

Tim Connolly, Miroslav Satan, Michal Grosek, Wayne Presley, Dave Snuggerud, Bob Halkidis, Paul Cyr, Gilles Hamel, Danny Gare, Paul Terbenche, Kevin O'Shea

19

Cal O'Reilly, Cody Hodgson, Tim Connolly, Norm Milley, Brian Holzinger, Randy Wood, Tony Tanti, Kevin Maguire, Bob Corkum, Doug Trapp, Bob Halkidis, Jim Wiemer, Sean McKenna, Jeff Eatough, Randy Cunneyworth, Derek Smith, Alex Tidey, Morris Titanic, Fred Stanfield, Steve Atkinson, Francois Lacombe, Brian Perry

20

Zac Dalpe, Henrik Tallinder, Rob Niedermayer, Daniel Paille, Ales Kotalik, Jason Holland, Doug Houda, Bob Sweeney, Dave McLlwain, Mike Hartman, Don Lever, Brent Peterson, Kai Suikkanen, Don Luce, Dick Duff, Brian McDonald

21

Drew Stafford, Radoslav Hecl, Mike Hurlbut, Mark Astley, Scott Thomas, Christian Ruuttu, Richie Dunn, Claude Verret, J.F. Sauve, Dave Schultz, Ron Schock, Brian Spencer, Ron Busniuk, John Gould, Hugh Harris, Terry Ball, Larry Mickey, Larry Keenan, Paul Andrea, Jean-Guy Lagace

22

Johan Larsson, Brad Boyes, Adam Mair, Wayne Primeau, Charlie Huddy, Craig Simpson, Rick Vaive, Lindy Ruff, Jocelyn Guevremont, Peter McNab, Doug Rombough, Ray McKay, Rod Zaine, Don Marshall

23

Sam Reinhart, Ville Leino, Colin Stuart, Chris Drury, Sean McMorrow, Bill Houlder, Randy Hillier, Jiri Sejba, Ray Sheppard, Gates Orlando, Kai Suikkanen, Ron Fischer, Hannu Virta, Sean McKenna, Bob Hess, Randy Cunneyworth, Mike Ramsey, Ken Breitenbach, Larry Carriere, Joe Noris, Eddie Shack, John Gould, Rene Robert, Paul Terbenche

24

Tyson Strachan, Zenon Konopka, Robyn Regehr, Paul Byron, Taylor Pyatt, Paul Kruse, Dane Jackson, Philippe Boucher, Randy Moller, Jay Wells, Mike Donnelly, Steve Smith, Ed Hospodar, Bill Hajt, Gary Bromley, Peter McNab, Randy Wyrozub, John Gould, Ron Busniuk, Chris Evans, Ray McKay, Jean-Guy Talbot, Butch Deadmarsh

25

Carlo Colaiacovo, Mikhail Grigorenko, Mike Grier, Mark Mancari, Vaclav Varada, Rob Conn, Dave Andreychuk, Mal Davis, Jere Gillis, Bob Mongrain, Terry Martin, Craig Ramsay, Hap Myers, Brian Perry

26

Matt Moulson, Thomas Vanek, Eric Boulton, Derek Plante, Keith Carney, Dean Kennedy, Darrin Shannon, Richie Dunn, Bob Logan, Phil Russell, Pat Hughes, Dave Maloney, Steve Patrick, Val James, Ken Breitenbach, Alex Tidey, Derek Smith, Randy Wyrozub, Larry Keenan

27

Matt D'Agostini, Adam Pardy, Shaone Morrisonn, Teppo Numminen, Michael Peca, Brad May, Larry Playfair, Joe Reekie, Wilf Paiement, Joe Kowal, Tim Regan*

28

Zemgus Girgensons, Paul Gaustad, Jason Botterill, Donald Audette, Domenic Pittis, Dale DeGray, Mark Ferner, Jeff Parker, Tom Kurvers, Brian Engblom, Richard Hajdu, Paul Gardner, Bob Sauve, Ron Fischer, Jim Walsh, Gary Bromley, Rocky Farr, Dave Dryden, Terry Ball

29

Jake McCabe, Jason Pominville, Jaroslav Kristek, Bob Corkum, Vladimir Tsyplakov, Jason Holland, Paul Kruse, Darryl Shannon, Dane Jackson, Scott Pearson, Denis Tsygurov, Jeff Parker, Richie Dunn, Mark Ferner, Jeff Parker, Mal Davis, Dave Andreychuk, Jacques Cloutier, Val James, Mike Moller, Don Edwards, Gary Bromley

30

Ryan Miller, Dwayne Roloson, Andrei Trefilov, Markus Ketterer*, Clint Malarchuk, Tom Barrasso, Paul Harrison, Val James, Jari Paavola*, Randy Ireland, Gerry Desjardins, Rocky Farr, Dave Dryden, Joe Daley

31

Chad Johnson, Matt Hackett, Drew MacIntyre, Jhonas Enroth**, Bob Essensa, Steve Shields, Grant Fuhr, Daren Puppa, Joe Reekie, Dave Fenyves, Jim Weaver*, Al Smith

32

John Scott, Mikael Tellqvist, Rob Ray, Scott Metcalfe, Don McSween, Norm Lacombe, Bob Mongrain, Gary McAdam, Wayne Ramsey

33

Jason Kasdorf, Chad Johnson*, Joel Armia, TJ Brennan, Mike Card, Doug Janik, Scott Pearson, Mark Astley, Bob Sweeney, Bill Pye*, Benoit Hogue, Jody Gage, Lee Fogolin, Jim Hofford, Phil Myre

34

Casey Nelson, Michal Neuvirth, Chris Butler, Mike Weber, Jeff Jillson, Peter Skudra, Jean-Luc Grand-Pierre, Mike Wilson, Gord Donnelly, David Littman, Lou Franceschetti, Darren Eliot, Scott Metcalfe, Kenton Rein*, Jim Korn, Adam Creighton

35

Linus Ullmark, Anders Lindback, Andrey Makarov**, Ryan Vinz*, Jocelyn Thibault, Ty Conklin, Mika Noronen, Robb Stauber, Tom Draper, Darcy Wakaluk, Daren Puppa, Mike Craig*

36

Patrick Kaleta, Matthew Barnaby, Darcy Loewen, Jan Ludvig

37

Matt Ellis, Michael Ryan, Curtis Brown, Barrie Moore, Lou Franceschetti, Bill Houlder, Shawn Anderson

38

Nathan Paetsch, Domenic Pittis, Barrie Moore, Jay McKee, Joel Savage, Adam Creighton

39

Dominik Hasek, Brian Curran, Don McSween, Trent Kaese, Clark Gillies

40

Robin Lehner, Patrick Lalime, Rumun Ndur, James Black, Mitch Molloy, Larry Playfair, Uwe Krupp

41

Andrej Meszaros, Jaroslav Halak*, Clarke MacArthur, Stu Barnes, Dave Hannan, Ken Sutton, Brian Curran

42

Nathan Gerbe, Richard Smehlik, Mikko Makela, Bob Corkum, Brad Miller, Steve Dykstra

43

Daniel Catenacci, Martin Biron, Jason Dawe, Francois Guay

44

Nicolas Deslauriers, Brayden McNabb, Andrej Sekera, Alexei Zhitnik, Doug Macdonald, Brad Miller, Jerry Korab

45

Dmitri Kalinin, Scott Nichol, Donald Audette

46
Cody Franson, Dean Sylvester

47
Zach Bogosian, Chris Thorburn, Bill Houlder

48
Daniel Briere, Brad May

49
Jerry D'Amigo, Connor Knapp

50
Nathan Lieuwen, Michael Leighton*

51
Nikita Zadorov, Brian Campbell

52
Hudson Fasching, Alexander Sulzer, Craig Rivet, Dave Andreychuk

53
Mark Pysyk

54
Zack Kassian

55
Rasmus Ristolainen, Jochen Hecht, Denis Hamel, Reed Larson, Joe Reekie

56
Justin Bailey, Steve Bernier, Ken Priestlay

57
Tyler Myers, Steve Heinze

58
Paul Szczechura, Tim Kennedy

59
Tim Schaller

60
Paul Gaustad

61
Andre Benoit, Nikita Zadorov, Maxim Afinogenov

63
Tyler Ennis

64
David Moravec

65
Brian Flynn, Travis Turnbull, Mark Napier

68
Scott Buhler*

71
Evan Rodrigues, Derek Whitmore, Jochen Hecht

72
Luke Adam

74
Jay McKee

76
Andrew Peters, Wayne Primeau

77
Chris Gratton, Pierre Turgeon

78
Corey Tropp

80
Chris Stewart, Geoff Sanderson

81
Brayden McNabb, Miroslav Satan

82
Marcus Foligno

83
Domenic Pittis

84
Philip Varone

88
Jamie McGinn, Cory Conacher

89
Alexander Mogilny

90
Ryan O'Reilly, Joe Juneau, Clark Gillies

93
Doug Gilmour, Anatoli Semenov

Any player who dressed in at least one Sabres regular-season or playoff game in his career is listed above.

*Twelve players have dressed, but never played a game for Buffalo: #27 - Tim Regan (1973-74); #31 - Jim Weaver (1978-79); #30 - Jari Paavola (1981-82); #35 - Mike Craig (1984-85); #34 - Kenton Rein (1987-88); #33 - Bill Pye (1992-93); #30 - Markus Ketterer (1993-94 & 1994-95); #68 - Scott Buhler (1996-97); #50 - Michael Leighton (2005-06); #35 - Ryan Vinz (2013-14); #41 - Jaroslav Halak (2013-14); #33 Chad Johnson (2014-15).

**Three Sabres goaltenders have worn a number as a backup only and then changed their number before ever seeing any ice time: #00 - Martin Biron (3 times in 1996-97, 1 time in 1997-98); #31 - Jhonas Enroth (3 times in 2008-09); and #35 - Andrey Makarov (2013-14).

BUFFALO SABRES RETIRED NUMBERS

The Buffalo Sabres have retired only seven numbers since the franchise's inception in 1970. The first Sabre to have his number retired was Gilbert Perreault (#11) on Oct. 17, 1990. The combination of center Perreault, left wing Rick Martin and right wing Rene Robert was one of the greatest lines in hockey history and without a doubt the best in Buffalo Sabres history. The three wore the blue and gold together from 1972 to 1979 and were labeled "The French Connection," a name whose familiarity was helped by the 1971 movie of the same name. The trio was honored as Martin (#7) and Robert (#14) joined Perreault in a ceremony to retire the numbers of Buffalo's famed "French Connection" on Nov. 15, 1995. The fourth Sabre to have his number retired was Tim Horton (#2) on Jan. 5, 1996. The Sabres retired two more numbers during the 2005-06 season. Right winger Danny Gare (#18) was honored on Nov. 22, 2005, while Pat LaFontaine's #16 was hoisted to the rafters on March 3, 2006. On Jan. 13, 2015, Dominik Hasek became the seventh player – and first goaltender – to have his number retired by the team.



GILBERT PERREAULT

CENTER 1970-1986

CAREER SABRES TOTALS:

1,191 games played; **512** goals; **814** assists; **1,326** points **Regular Season**

90 games played; **33** goals; **70** assists; **103** points **Playoffs**

Gilbert Perreault can best be described as the "Original Sabre." The NHL Hall of Famer was Buffalo's first ever draft choice and set the standard by which all future Sabres would be measured. Perreault earned the Calder Trophy as the NHL's Rookie of the Year following his inaugural 1970-71 campaign. Even Perreault's uniform number bore the marks of an original Sabre, as it was #11 that came up on the wheel that gave Buffalo the first overall pick in the 1970 draft. Perreault's sportsmanship and outstanding play also helped him capture the Lady Byng Trophy in 1973. One of Perreault's six NHL All-Star games was the 1978 edition in Buffalo when he scored the game-winning goal 3:55 into overtime. He also served as the Sabres' team captain from 1981-82 until his November 1986 retirement. Perreault is a member of the Hockey Hall of Fame, as well as both the Buffalo Sabres and Greater Buffalo Sports Halls of Fame. Perreault is still the team's all-time leader in career (regular season) games played, goals, assists, points and game-winning goals. There was only one number 11 in Buffalo Sabres history and, rightfully so, there will never be another.

Perreault's number 11 was retired on October 17, 1990.



RICK MARTIN

LEFT WING 1971-1980

CAREER SABRES TOTALS:

681 games played; **382** goals; **313** assists; **695** points **Regular Season**

62 games played; **24** goals; **29** assists; **53** points **Playoffs**

Buffalo Sabres fans saw Rick Martin in almost 750 regular season and playoff games between 1971 and 1981. Number 7's career with the Sabres was highlighted by a Stanley Cup Finals appearance in 1974-75. That spring, Martin finished with 52 goals, one of which was the 1,000th in team history. The year prior, on the final night of the 1973-74 campaign, he recorded a hat trick at "The Aud" against St. Louis to become the first player in Sabres' history to record 50 or more goals in one season. Martin even gave the hometown fans a reason to cheer in a game at "The Aud" in which he wasn't wearing a Sabres' uniform. On Jan. 24, 1978, he scored the tying goal in the 31st NHL All-Star Game with just 1:39 left in regulation time to force overtime. That was just one of seven of the League's showcase games he would appear in during his career. He still holds two single-season Sabres records and is tied for another. In addition, Martin remains in the top three in seven of Buffalo's (regular season) career leaders categories. Martin passed away on March 13, 2011, and his life was celebrated in a public memorial service at HSBC Arena on March 24. The team honored his memory by painting the number seven on the ice behind each goal for the remainder of the regular season and playoffs.

Martin's number 7 was retired on November 15, 1995.



RENE ROBERT

RIGHT WING 1971-1978

CAREER SABRES TOTALS:

524 games played; **222** goals; **330** assists; **552** points **Regular Season**

47 games played; **22** goals; **17** assists; **39** points **Playoffs**

With the warm spring air mixing with "The Aud" ice, Rene Robert skated out of the mist and scored the famous "Fog Goal" by beating Flyers' goalie Bernie Parent in overtime of game three of the 1975 Stanley Cup Final. The historic goal might not have taken place if not for the Sabres' persistence in acquiring Robert. His road to Buffalo started with the Sabres claiming him from Toronto, only to lose the winger to Pittsburgh in the Intra-League draft on June 8, 1971. The Sabres were then able to acquire the final component of "The French Connection" in a trade with the Penguins on March 4, 1972. Robert finished the 1974-75 regular season with 100 points, marking the first time in club annals that a player reached the century mark in points in one season. That season, Robert was voted by his teammates as Buffalo's most valuable player. He later recorded another Sabres milestone by scoring the 2,000th goal in club history on Dec. 22, 1977. Robert still ranks as Buffalo's fifth all-time assist leader with 330 in his career with the Sabres. Coincidentally, Robert had also once worn number 7 in the blue and gold. He played in both the 1973 and 1975 NHL All-Star games.

Robert's number 14 was retired on November 15, 1995.

TIM HORTON

DEFENSE 1972-1983

CAREER SABRES TOTALS:

124 games played; **1** goals; **22** assists; **23** points **Regular Season**

6 games played; **0** goals; **1** assists; **1** points **Playoffs**

Tim Horton skated in the Sabres' blue, white and gold for only two seasons, but the solid defenseman certainly made his mark on the team. Horton came to Buffalo in the intra-league draft in June 1972 from Pittsburgh. Following that campaign, proof that he had made an impression on his fourth NHL club (also played for Toronto, N.Y. Rangers and Pittsburgh) came when he was named the recipient of the Memorial Award as the team's most valuable player as voted by his teammates. Horton saw action in 1,446 NHL regular season games plus 126 more in the postseason. Included in his playing days were eight out of nine complete 70-game seasons played between 1958-59 and 1966-67. Horton was a member of four Stanley Cup winning teams with Toronto and appeared in seven NHL All-Star games. Horton became a member of the Hockey Hall of Fame in 1977 and is also a member of the Buffalo Sabres Hall of Fame.

Horton's number 2 was retired on January 5, 1996.



DANNY GARE

RIGHT WING 1974-1981

CAREER SABRES TOTALS:

503 games played; **267** goals; **233** assists; **500** points **Regular Season**

58 games played; **23** goals; **21** assists; **44** points **Playoffs**

Danny Gare played his first game for the Sabres on October 10, 1974 against Boston, and scored just 18 seconds into his first NHL shift. He finished his rookie season with 62 points (31+31) and contributed 13 points (7+6) in the Sabres' run to the 1975 Stanley Cup Finals. Gare followed up his strong rookie campaign with his first of two 50-goal seasons in 1975-76, when he netted 50 goals and 23 assists in 79 games, and chipped in two game-winning goals in the playoffs. That season, Gare recorded three of his 10 career hat tricks as a Sabre. In 1979-80, he scored a career-high 56 goals, including a club-record 11 game-winners. Rick Martin is the only other Sabre to have two 50-goal seasons. With 267 goals as a Sabre, Gare holds the record for goals by a Sabres right wing. He finished his Sabres career with 500 points. Gare's career as a Sabre came to an end on Dec. 2, 1981 when he was traded to the Detroit Red Wings. He spent his final NHL season in Edmonton in 1986-87. The Nelson, B.C. native finished his career with 685 points (354+331), and was inducted into the Sabres Hall of Fame in 1994.

Gare's number 18 was retired on November 22, 2005.



PAT LAFONTAINE

CENTER 1991-1996

CAREER SABRES TOTALS:

268 games played; **158** goals; **227** assists; **385** points **Regular Season**

19 games played; **12** goals; **15** assists; **27** points **Playoffs**

Pat LaFontaine enjoyed an illustrious 15-year career before retiring from the NHL in 1998 as the second highest-scoring American-born player with 468 goals and 1,013 points. He was born in St. Louis, but grew up in the suburbs of Detroit, and is still considered one of the game's best playmakers, fastest skaters, and most humble of superstars. A member of the Hockey Hall of Fame in Toronto, LaFontaine began his career in 1983-84 with the New York Islanders. He had a career year for Buffalo in 1992-93 when he set Sabres records for points (148) and assists (95) in a season. After being sidelined by a serious knee injury for most of the 1993-94 season, he returned as team captain in 1994-95 and was awarded the Bill Masterton Trophy for perseverance and dedication to hockey. LaFontaine was with the Sabres from 1991-1997, finishing with 385 points (158+227) in 268 games. He completed the "Empire State Hat Trick" by playing for all three NHL organizations within New York State when he was traded to the Rangers in 1997. He remained one of the Rangers' leading scorers until injuries forced him to prematurely retire on Aug. 11, 1998.

LaFontaine's number 16 was retired on March 3, 2006.



DOMINIK HASEK

GOALTENDER 1992-2000

CAREER SABRES TOTALS:

491 games played; **234** wins; **55** shutouts; **.926** save percentage; **2.22** goals-against avg. **Regular Season**

68 games played; **37** wins; **6** shutouts; **.930** save percentage; **2.04** goals-against avg. **Playoffs**

Originally acquired by the Sabres from the Chicago Blackhawks on Aug. 7, 1992, Dominik Hasek remains one of the most decorated goaltenders in team and league history, appearing in a total of 491 games for the Blue & Gold during a span of nine seasons from 1992-2001. Hasek appeared in a career-high 72 games for the club in the 1997-98 season, setting a team record with 13 shutouts, only to follow that up with a career-best 1.87 goals-against average, .937 save percentage and a Stanley Cup Final berth in 1998-99. While backstopping the Sabres, he became the first goaltender in NHL history to win the Hart Trophy twice (1997 & 1998), while also capturing six Vezina Trophies (1994, 1995, 1997, 1998, 1999 & 2001) as well as the William M. Jennings Trophy (1994 & 2001) and the Lester B. Pearson Award (1997 & 1998) twice each. By the end of his time in Buffalo, Hasek held every meaningful franchise goaltending record and still owns the team's career and single-season records (all from 1998-99) for shutouts (55 career/13 single-season), save percentage (.926/.937) and goals-against average (2.22/1.87).

Hasek's number 39 was retired on January 13, 2015.

BUFFALO SABRES ALUMNI PLAZA

On October 12, 2012, the Buffalo Sabres unveiled the newly named 'Alumni Plaza' outside First Niagara Center, designed to honor all former members of the team. As part of the plaza's transformation, the six concrete columns that support a pedestrian walkway above the plaza were surrounded by bricks and mortar. Every player ever to play a game for the franchise is commemorated with a plaque on those bricks, detailing his first game with the Sabres.

Also unveiled that day was the centerpiece of Alumni Plaza: a cast in bronze statue depicting the French Connection. Comprised of center Gilbert Perreault, left wing Rick Martin and right wing Rene Robert, the French Connection is widely considered to be one of the greatest forward lines in NHL history and remains the most celebrated offensive unit in Buffalo Sabres history. The trio, all of whom were French-Canadian, was dubbed 'The French Connection' – after the 1971 film of the same name – and played together in Buffalo from the team's acquisition of Robert on March 4, 1972 until his departure on October 5, 1979.

Between them, the members of The French Connection played 2,396 games for the Sabres, scoring 1,116 goals and registering 2,573 total points. During their tenure in Buffalo, the three were honored with a combined 15 NHL All-Star Game appearances and seven selections to the First and Second NHL All-Star Teams. All three are members of the Sabres Hall of Fame and have had their numbers officially retired from use by the Sabres. Perreault, the franchise's first ever draft pick, served as the team's captain for five seasons and retired after 17 NHL seasons – all with the Sabres.

Inspiration for the statue came from a photograph taken during a playoff game at Memorial Auditorium on April 27, 1975 which features all three members of The French Connection. The photograph was taken by award-winning photographer Ron Moscati. During the game in which the photograph was taken, all three members of the French Connection scored a goal to lead the Sabres to a playoff win against the Montreal Canadiens.

To design and construct the statue, the Sabres commissioned distinguished American sculptor Jerry McKenna. McKenna is well known for his sports statues, and was named the 2003 'Sports Sculptor of the Year' by the All-American Football Foundation. A specially-designed pedestal, constructed by HHL Architects of Buffalo, features an integrated lighting system and an illuminated informational panel which provides a base for the statue.



BUFFALO SABRES HALL OF FAME

The highest honor bestowed by the Buffalo Sabres is induction into the team's Hall of Fame. The Buffalo Sabres Hall of Fame Committee is composed of: Scotty Bowman, Seymour Knox IV, Kevin Gavagan, Jim Lorentz, Michael Gilbert, John Murphy, Bucky Gleason, Wayne Redshaw, Bill Hajt, Jeff Russo, Ed Kilgore and Floyd Smith.

MEMBER	INDUCTION
Frank Christie	1980
Roger Crozier	1980
George "Punch" Imlach	1980
Tim Horton	1982
Fred T. Hunt	1982
David Forman	1986
Don Luce	1986
Craig Ramsay	1986
Richard Martin	1989
Gilbert Perreault	1989
Rene Robert	1989
Danny Gare	1994
Jim Schoenfeld	1995
Robert O. Swados	1995

MEMBER	INDUCTON
Ted Darling	1996
Seymour H. Knox, III	1996
Northrup R. Knox	1996
Larry Playfair	1998
Jack Gatecliff	1998
Don Edwards	2000
Bill Hajt	2000
Wayne Redshaw	2000
Robert "Rip" Simonick	2000
Jerry Korab	2001
Mike Racicot	2001
Mike Ramsey	2001
Mike Foligno	2004
Dick Johnston	2004

MEMBER	INDUCTON
Pat LaFontaine	2004
Rudy Migay	2004
Robert E. Rich, Jr.	2004
George Strawbridge	2004
Phil Housley	2007
Dave Andreychuk	2008
Milt Ellis	2008
Jim Lorentz	2010
Joe Crozier	2010
Jim Kelley	2011
Alexander Mogilny	2011
Rick Jeanneret	2012
Dale Hawerchuk	2012
Dominik Hasek	2014

HOCKEY HALL OF FAME

There are 13 members of the Hockey Hall of Fame with connections to the Buffalo Sabres. Sabres co-founder Seymour H. Knox, III and former Sabres coaches Scotty Bowman, George "Punch" Imlach and Marcel Pronovost have all been honored with induction into the Hall of Fame. Joining them are former Sabres players Tim Horton, Marcel Pronovost, Gilbert Perreault, Dale Hawerchuk, Clark Gillies, Grant Fuhr, Pat LaFontaine, Dick Duff, Dominik Hasek and Phil Housley. Additionally, long-time team play-by-play broadcaster Ted Darling was honored in 1994 upon receiving the Foster Hewitt Memorial Award for excellence in broadcasting, an award that his successor, Rick Jeanneret, received in 2012. Harry Neale, who joined Jeanneret in the Sabres' broadcast booth in 2007 after more than 20 years as a color analyst on Hockey Night in Canada, received the award the following year. In addition, four members of the newspaper industry in Western New York have received the Elmer Ferguson Memorial Award: Charlie Barton, Dick Johnston, Jack Gatecliff and Jim Kelley.

PLAYER CATEGORY

MEMBER	INDUCTION
Tim Horton	1977
Marcel Pronovost	1978
Gilbert Perreault	1990
Dale Hawerchuk	2001
Clark Gillies	2002
Grant Fuhr	2003
Pat LaFontaine	2003
Dick Duff	2006
Dominik Hasek	2014
Phil Housley	2015

FOSTER HEWITT MEMORIAL AWARD

Members of Radio & Television Industry

MEMBER	YEAR HONORED
Ted Darling	1994
Rick Jeanneret	2012
Harry Neale	2013

BUILDERS CATEGORY

MEMBER	INDUCTION
George "Punch" Imlach	1984
Scotty Bowman	1991
Seymour H. Knox, III	1993

ELMER FERGUSON MEMORIAL AWARD

Members of Newspaper Industry

MEMBER	YEAR HONORED
Charlie Barton, Buffalo-Courier Express	1985
Dick Johnston, Buffalo News	1986
Jack Gatecliff, St. Catharines Standard	1995
Jim Kelley, Buffalo News	2004

NHL ALL-STAR GAME HISTORY

The Buffalo Sabres hosted the 31st NHL All-Star Game on Jan. 24, 1978 at Buffalo Memorial Auditorium. Sabres forwards Gilbert Perreault and Rick Martin each represented the Wales Conference in the game. Martin scored a goal with 1:39 remaining in the third period to tie the game, sending the All-Star Game to overtime for the first time in its 31-year history. Perreault broke the tie at 3:55 of overtime to give the Wales Conference a 3-2 victory.

PLAYER APPEARANCES

APPEARANCES/PLAYER		YEARS
7	**Rick Martin**	(1972, 1973, 1974, 1975, 1976, 1977*, 1978)
6	**Gilbert Perreault**	(1971, 1972, 1977, 1978, 1980, 1984)
5	**Dominik Hasek**	(1996, 1997, 1998, 1999, 2001)
4	**Mike Ramsey**	(1982, 1983, 1985, 1986)
3	**Phil Housley**	(1984, 1989, 1990)
3	**Alexander Mogilny**	(1992, 1993, 1994)
2	**Brian Campbell**	(2007, 2008)
2	**Don Edwards**	(1980, 1982)
2	**Danny Gare**	(1980, 1981)
2	**Jerry Korab**	(1975, 1976)
2	**Rene Robert**	(1973, 1975)
2	**Miroslav Satan**	(2000, 2003)
2	**Jim Schoenfeld**	(1977, 1980)
2	**Alexei Zhitnik**	(1999, 2002)
1	**Dave Andreychuk**	(1990)
1	**Tom Barrasso**	(1985)
1	**Daniel Briere**	(2007*)
1	**Gerry Desjardins**	(1977)
1	**Dave Dryden**	(1974)
1	**Zemgus Girgensons**	(2015)
1	**Uwe Krupp**	(1991)
1	**Pat LaFontaine**	(1993)
1	**Don Luce**	(1975)
1	**Ryan Miller**	(2007)
1	**Ryan O'Reilly**	(2016)
1	**Jason Pominville**	(2012)
1	**Daren Puppa**	(1990)
1	**Craig Ramsay**	(1976)
1	**Christian Ruuttu**	(1988)
1	**Pierre Turgeon**	(1990)
1	**Thomas Vanek**	(2009)

** - Named MVP of All-Star Game.*

COACH APPEARANCES

APPEARANCES/COACH		YEARS
2	**Scotty Bowman**	(1980, 1981)
2	**Lindy Ruff**	(1999, 2007)
1	**Floyd Smith**	(1976)

NHL ALL-STAR GAME HISTORY NOTES

Note: Dominik Hasek was selected to the Eastern Conference All-Stars roster in 1995, but the game was cancelled due to the lockout.

Note: Bill Hajt (1981, 1985) and John Van Boxmeer (1982) were also selected to appear in the NHL All-Star Game, but did not participate due to injury. Gilbert Perreault withdrew from the 1974 All-Star Game due to injury.

Note: Gilbert Perreault and Jim Schoenfeld were both selected to the NHL All-Stars roster for the 1979 Challenge Cup. Perreault recorded two points (1+1) in the three-game series. Schoenfeld did not participate due to injury.

Note: Mike Ramsey was selected to the NHL All-Stars roster for Rendez-vous '87, playing in both games in the two-game series.

NHL ALL-STAR GAME STATISTICS — SKATERS

SKATER	GP	G	A	P
Rick Martin	7	4	3	7
Daniel Briere	1	1	4	5
Alexander Mogilny	3	2	2	4
Brain Campbell	2	1	2	3
Gilbert Perreault	6	1	2	3
Pierre Turgeon	1	2	0	2
Dave Andreychuk	1	1	1	2
Jason Pominville	1	1	1	2
Rene Robert	2	1	1	2
Phil Housley	3	0	2	2
Pat LaFontaine	1	1	0	1
Don Luce	1	1	0	1

SKATER	GP	G	A	P
Miroslav Satan	2	1	0	1
Ryan O'Reilly	1	0	1	1
Alexei Zhitnik	2	0	1	1
Uwe Krupp	1	0	0	0
Zemgus Girgensons	1	0	0	0
Craig Ramsay	1	0	0	0
Christian Ruuttu	1	0	0	0
Thomas Vanek	1	0	0	0
Danny Gare	2	0	0	0
Jerry Korab	2	0	0	0
Jim Schoenfeld	2	0	0	0
Mike Ramsey	4	0	0	0

NHL ALL-STAR GAME STATISTICS — GOALTENDERS

GOALTENDER	GP	GA	MIN	GAA
Don Edwards	2	2	59:04	2.03
Tom Barrasso	1	2	30:49	3.89
Gerry Desjardins	1	2	28:33	4.20
Dominik Hasek	5	12	100:00	7.20

GOALTENDER	GP	GA	MIN	GAA
Daren Puppa	1	4	30:46	7.80
Ryan Miller	1	3	20:00	9.00
Dave Dryden	1	5	29:37	10.13

NHL ALL-STAR TEAMS

FIRST TEAM

PLAYERS	POSITION	YEAR
Rick Martin	LW	1973-74
Rick Martin	LW	1974-75
Tom Barrasso	G	1983-84
Dominik Hasek	G	1993-94
Dominik Hasek	G	1994-95
Dominik Hasek	G	1996-97
Dominik Hasek	G	1997-98
Dominik Hasek	G	1998-99
Ryan Miller	G	2009-10

SECOND TEAM

PLAYERS	POSITION	YEAR
Rene Robert	RW	1974-75
Gilbert Perreault	C	1975-76
Rick Martin	LW	1975-76
Gilbert Perreault	C	1976-77
Rick Martin	LW	1976-77
Don Edwards	G	1977-78
Danny Gare	RW	1979-80
Jim Schoenfeld	D	1979-80
Don Edwards	G	1979-80
Tom Barrasso	G	1984-85
Daren Puppa	G	1989-90
Pat LaFontaine	C	1992-93
Alexander Mogilny	RW	1992-93
Thomas Vanek	LW	2006-07

NHL ALL-ROOKIE TEAM

PLAYER	POSITION	YEAR
Phil Housley	D	1982-83
Tom Barrasso	G	1983-84
Ray Sheppard	RW	1987-88
Calle Johansson	D	1987-88
Tyler Myers	D	2009-10
Jhonas Enroth	G	2011-12
Jack Eichel	C	2015-16

REGULAR SEASON

FIRST PLAYERS ON THE ICE: Roger Crozier, Paul Terbenche, Tracy Pratt, Ron Anderson, Hap Myers and Bill Inglis
FIRST GOAL: Jim Watson, Oct. 10, 1970 at Pittsburgh (5:01, second period)
FIRST ASSIST: Gerry Meehan, Oct. 10, 1970 at Pittsburgh on Jim Watson's goal
FIRST PENALTY: Gerry Meehan, Oct. 10, 1970 at Pittsburgh (holding, 7:54, first period)
FIRST GOAL BY OPPONENT: Wally Boyer of Pittsburgh, Oct. 10, 1970 (8:09, second period)
FIRST ASSIST BY OPPONENT: Duane Rupp of Pittsburgh, Oct. 10, 1970, on Boyer's goal
FIRST PENALTY BY OPPONENT: Duane Rupp of Pittsburgh, Oct. 10, 1970 (hooking, 1:41, first period)
FIRST POWER PLAY GOAL: Gil Perreault, Oct. 10, 1970, at Pittsburgh (11:26, third period)
FIRST POWER PLAY GOAL BY OPPONENT: Dave Balon of N.Y. Rangers, Oct. 14, 1970 at New York (15:52, third period)
FIRST SHORTHANDED GOAL: Ron Anderson, October 23, 1970 vs. Detroit (13:40, third period)
FIRST MAJOR PENALTY: Brian McDonald, Oct. 10, 1970, at Pittsburgh (fighting, 8:01, third period)
FIRST MAJOR PENALTY BY OPPONENT: Bryan Hextall of Pittsburgh, Oct. 10, 1970 (fighting, 8:01, third period)
FIRST WIN: Oct. 10, 1970 (2-1 at Pittsburgh)
FIRST TIE: Oct. 18, 1970 (1-1 vs. Pittsburgh)
FIRST LOSS: Oct. 14, 1970 (3-0 at N.Y. Rangers)
FIRST SHUTOUT: Dec. 6, 1970 by Roger Crozier vs. Minnesota (1-0)
FIRST SHUTOUT BY OPPONENT: Oct. 14, 1970 by Ed Giacomin at N.Y. Rangers (3-0)
FIRST GOAL AT HOME: Oct. 18, 1970 by Gerry Meehan vs. Pittsburgh (5:48, second period)
FIRST HAT TRICK: Jan. 29, 1971 by Gil Perreault vs. California
FIRST HAT TRICK BY OPPONENT: Dec. 22, 1970 by Dave Balon of N.Y. Rangers
FIRST TWO-GOAL GAME: Oct. 27, 1970 by Randy Wyrozub vs. Vancouver
FIRST MULTIPLE-POINT GAME: Oct. 10, 1970 by Gerry Meehan vs. Pittsburgh (two assists)

PLAYOFFS

FIRST GAME: April 4, 1973 at Montreal (lost 2-1)
FIRST GOAL: Craig Ramsay, April 4, 1973 at Montreal (3:13, second period)
FIRST ASSIST: Don Luce, April 4, 1973 at Montreal on Ramsay's goal
FIRST PENALTY: Larry Hillman, April 4, 1973 at Montreal (6:21, first period)
FIRST MAJOR PENALTY: Larry Mickey, April 5, 1973 at Montreal (17:19, first period)
FIRST POWER PLAY GOAL: Rick Martin, April 5, 1973 at Montreal (16:48, first period)
FIRST SHORTHANDED GOAL: Don Luce, May 3, 1975 at Montreal (6:42, first period)
FIRST GAME-WINNING GOAL: Gil Perreault, April 8, 1973 vs. Montreal (5-1)
FIRST GOAL BY OPPONENT: Jacques Lemaire of Montreal, April 4, 1973 (17:01, second period)
FIRST HAT TRICK: Jim Lorentz, April 9, 1977 at Minnesota
FIRST HAT TRICK BY OPPONENT: Yvon Cournoyer of Montreal, April 5, 1973 at Montreal
FIRST WIN: April 8, 1973 vs. Montreal (5-1)
FIRST SHUTOUT: April 9, 1980 vs. Vancouver (6-0, Bob Sauve)
FIRST TIME SHUT OUT: May 1, 1975 by Montreal (7-0, Ken Dryden)
FIRST SERIES WIN: 4 games to 1 vs. Chicago (April 1975)
FIRST SERIES SWEEP: 2 games to 0 vs. Minnesota (April 1977)

ALL-TIME SABRES CAPTAINS

PLAYERS	YEARS
Floyd Smith	(1970-71)
Gerry Meehan	(1971-72 – 1973-74)
Jim Schoenfeld	(1974-75 – 1976-77)
Danny Gare	(1977-78 – 1980-81)
Gilbert Perreault	(1981-82–1985-86)
Lindy Ruff	(1986-87 – 1988-89)
Mike Foligno	(1989-90)
Mike Ramsey	(1991-92)
Pat LaFontaine	(1992-93 – 1996-97)
Alexander Mogilny*	(Nov. 1993 – Apr. 1994)
Michael Peca	(1997-98 – 1999-00)
Stu Barnes	(2001-02 – 2002-03)
Miroslav Satan	(Oct. 2003)
James Patrick	(Dec. 2003)
J.P. Dumont	(Jan. 2004)
Daniel Briere	(Feb. 2004; 2005-06 – 2006-07)
Chris Drury	(Nov. 2003; Mar. 2004; 2005-06 – 2006-07)
Toni Lydman	(Nov. 2007)
Brian Campbell	(Dec. 2007)
Jaroslav Spacek	(Jan. 2008)
Jochen Hecht	(Oct. 2007; Feb. 2008)
Craig Rivet	(2008-09 – Feb. 2011)
Jason Pominville	(Mar. 2008 – Apr. 2008; 2011-12 – Apr. 2013)
Thomas Vanek**	(Oct. 2013)
Steve Ott**	(Oct. 2013 – Feb. 2014)
Brian Gionta	(2014-15 - Present)

** - Due to season-ending injury to LaFontaine.*

*** - Vanek and Ott served as co-captains until Vanek was traded to the New York Islanders on Oct. 27, 2013. Vanek was the captain for home games and Ott served as captain for road games. After the trade, Ott served as the team's full-time captain until he was traded to the St. Louis Blues on Feb. 28, 2014. The team finished the season without naming a replacement captain.*

ALL-TIME SABRES COACHES

		REGULAR SEASON					PLAYOFFS			
NAME	YEARS	GAMES	W	L	T/OTL	PCT.	G	W	L	PCT.
Punch Imlach	(Oct. 1970 – Jan. 1972)	119	32	62	25	.374	0	0	0	0
Joe Crozier	(Jan. 1972 – May 1974)	192	77	80	35	.492	6	2	4	.333
Floyd Smith	(May 1974 – May 1977)	241	143	62	36	.668	32	16	16	.500
Marcel Pronovost	(Oct. 1977 – Dec. 1978)	104	52	29	23	.611	8	3	5	.375
Billy Inglis	(Dec. 1978 – June 1979)	56	28	18	10	.589	3	1	2	.333
Roger Neilson	(Oct. 1980 – May 1981)	80	39	20	21	.619	8	4	4	.500
Jim Roberts	(Dec. 1981 – Mar. 1982)	45	21	16	8	.556	0	0	0	0
Jim Schoenfeld	(June 1985 – Jan. 1986)	43	19	19	5	.500	0	0	0	0
Scotty Bowman	(June 1979 – May 1980, Oct. 1981 – Dec. 1981, Mar. 1982 – May 1985, Jan. 1986 – Nov. 1986)	404	210	134	60	.594	36	18	18	.500
Craig Ramsay	(Nov. 1986 – Dec. 1986)	21	4	15	2	.238	0	0	0	0
Ted Sator	(Dec. 1986 – Apr. 1989)	207	96	89	22	.517	11	3	8	.273
Rick Dudley	(Oct. 1989 – Dec. 1991)	188	85	72	31	.535	12	4	8	.333
John Muckler	(Dec. 1991 – June 1995)	268	125	109	34	.530	27	11	16	.407
Lindy Ruff	(July 1997 – Feb. 2013)	1,165	571	432	162	.560	101	57	44	.564
Ron Rolston	(Feb. 2013 – Nov. 2013)	51	19	26	6	.431	0	0	0	0
Ted Nolan	(July 1995 – May 1997, Nov. 2013 – Apr. 2015)	308	113	159	36	.425	12	5	7	.417
Dan Bylsma	(May 2015 - Present)	82	35	36	11	.494	0	0	0	0
TOTALS		3,574	1,669	1,378	527	.541	256	124	132	.484

ALL-TIME SABRES ASSISTANT COACHES

ASSISTANT COACH	YEARS
Roger Neilson	1979-80
Jim Roberts	1979-80 – 1983-84
Ron Smith	1980-81
Nick Polano	1981-82
Red Berenson	1982-83 – 1983-84
Joe Crozier	1984-85
Craig Ramsay	1984-85 – 1986-87
Barry Smith	1985-86 – 1988-89
John Van Boxmeer	1990-91 – 1991-92
John Tortorella	1989-90 – 1994-95
Terry Martin	1995-96
Paul Theriault	1996-97
Mike Ramsey	1997-98 – 1999-00
Don Lever	1987-88 – 1989-90
	1992-93 – 2001-02

ASSISTANT COACH	YEARS
Scott Arniel	2002-03 – 2005-06
Brian McCutcheon	2000-01 – 2010-11
James Patrick	2006-07 – 2012-13
Kevyn Adams	2011-12 – 2012-13
Teppo Numminen	2011-12 – 2013-14
Joe Sacco	2013-14
Jerry Forton	2013-14
Bryan Trottier	2014-15
Tom Coolen	2014-15
Danny Flynn	2014-15
Dan Lambert	2015-16
Dave Barr	2015-16
Terry Murray	2015-16 – 2016-17
Bob Woods	2016-17
Tom Ward	2016-17

NHL AWARDS WON BY SABRES

NHL AWARDS	AWARD WINNERS	YEAR(S)
Presidents' Trophy	**Buffalo Sabres**	(2006-07)
Hart Memorial Trophy	**Dominik Hasek**	(1997, 1998)
Art Ross Trophy	**None**	
Calder Memorial Trophy	**Gilbert Perreault**	(1971)
	Tom Barrasso	(1984)
	Tyler Myers	(2010)
James Norris Memorial Trophy	**None**	
Vezina Trophy	**Bob Sauve & Don Edwards**	(1980)
	Tom Barrasso	(1984)
	Dominik Hasek	(1994, 1995, 1997, 1998, 1999, 2001)
	Ryan Miller	(2010)
Conn Smythe Trophy	**None**	
Lady Byng Memorial Trophy	**Gilbert Perreault**	(1973)
Frank J. Selke Trophy	**Craig Ramsay**	(1985)
	Michael Peca	(1997)
William M. Jennings Trophy	**Tom Barrasso & Bob Sauve**	(1985)
	Dominik Hasek & Grant Fuhr	(1994)
	Dominik Hasek	(2001)
Lester B. Pearson Award	**Dominik Hasek**	(1997, 1998)
Jack Adams Award	**Ted Nolan**	(1997)
	Lindy Ruff	(2006)
Bill Masterton Memorial Trophy	**Don Luce**	(1975)
	Pat LaFontaine	(1995)
Lester Patrick Trophy	**1980 U.S. Olympic Hockey Team**	(Mike Ramsey & Rob McClanahan, 1980)
	Seymour H. Knox III & Pat LaFontaine	(1997)
King Clancy Memorial Trophy	**Rob Ray**	(1999)
NHL Foundation Award	**Rob Ray**	(1999)
	Ryan Miller	(2010)

NHL AWARDS WON BY YEAR

1970-71	Calder Trophy: **Gilbert Perreault** East Division All-Star: **Gilbert Perreault**
1971-72	East Division All-Star: **Rick Martin**, **Gilbert Perreault**
1972-73	Lady Byng Trophy: **Gilbert Perreault** East Division All-Star: **Rick Martin, Rene Robert**
1973-74	NHL First-Team All-Star: **Rick Martin (LW)** East Division All-Star: **Rick Martin, Dave Dryden, Gilbert Perreault**
1974-75	Bill Masterton Trophy: **Don Luce** NHL First-Team All-Star: **Rick Martin (LW)** NHL Second-Team All-Star: **Rene Robert (RW)** Wales Conference All-Star: **Rick Martin, Rene Robert, Jerry Korab, Don Luce**
1975-76	NHL Second-Team All-Star: **Gilbert Perreault (C), Rick Martin (LW)** Wales Conference All-Star: **Floyd Smith (Head Coach), Rick Martin, Jerry Korab, Craig Ramsay**
1976-77	Inducted into Hockey Hall of Fame: **Tim Horton** Charlie Conacher Memorial Trophy: **Jim Lorentz** NHL Second-Team All-Star: **Gilbert Perreault (C), Rick Martin (LW)** Wales Conference All-Star: **Gerry Desjardins, Gilbert Perreault, Rick Martin, Jim Schoenfeld** All-Star Game MVP: **Rick Martin (2 goals)**
1977-78	Inducted into Hockey Hall of Fame: **Marcel Pronovost** NHL Second-Team All-Star: **Don Edwards (G)** Wales Conference All-Star: **Gilbert Perreault, Rick Martin**
1978-79	NHL All-Star (Challenge Cup): **Gilbert Perreault, Jim Schoenfeld**
1979-80	Vezina Trophy: **Don Edwards & Bob Sauve** NHL Second-Team All-Star: **Danny Gare, (RW), Jim Schoenfeld (D), Don Edwards (G)** Wales Conference All-Star: **Gilbert Perreault, Danny Gare, Jim Schoenfeld, Don Edwards**
1980-81	Wales Conference All-Star: **Scotty Bowman (Head Coach), Danny Gare, Bill Hajt**
1981-82	Wales Conference All-Star Game: **Mike Ramsey, John Van Boxmeer**
1982-83	NHL All-Rookie Team: **Phil Housley (D)** Wales Conference All-Star: **Mike Ramsey**
1983-84	Inducted into Hockey Hall of Fame: **Punch Imlach** Vezina Trophy: **Tom Barrasso** Calder Trophy: **Tom Barrasso** NHL First-Team All-Star: **Tom Barrasso (G)** NHL All-Rookie Team: **Tom Barrasso (G)** Wales Conference All-Star: **Gilbert Perreault, Phil Housley**
1984-85	Selke Trophy: **Craig Ramsay** William M. Jennings Trophy: **Tom Barrasso & Bob Sauve** NHL Second-Team All-Star: **Tom Barrasso (G)** Wales Conference All-Star: **Tom Barrasso, Bill Hajt, Mike Ramsey**

NHL AWARDS WON BY YEAR

1985-86	Wales Conference All-Star: **Mike Ramsey**
1986-87	NHL All-Star (Rendez-vous '87): **Mike Ramsey**
1987-88	NHL All-Rookie Team: **Ray Sheppard (RW), Calle Johansson (D)** Wales Conference All-Star: **Christian Ruuttu** NHL Player of the Month: **Tom Barrasso (January 1988)** NHL Rookie of the Month: **Ray Sheppard (February 1988)**
1988-89	Wales Conference All-Star: **Phil Housley**
1989-90	Inducted into Hockey Hall of Fame: **Gilbert Perreault** NHL Second-Team All-Star: **Daren Puppa (G)** Wales Conference All-Star: **Pierre Turgeon, Dave Andreychuk, Daren Puppa, Phil Housley**
1990-91	Inducted into Hockey Hall of Fame: **Scotty Bowman** Wales Conference All-Star: **Uwe Krupp**
1991-92	Wales Conference All-Star: **Alexander Mogilny** NHL Co-Player of the Month: **Pat LaFontaine (January 1992)**
1992-93	Inducted into Hockey Hall of Fame: **Seymour H. Knox III** NHL Second-Team All-Star: **Pat LaFontaine (C), Alexander Mogilny (RW)** Wales Conference All-Star: **Alexander Mogilny, Pat LaFontaine** NHL Co-Player of the Month: **Alexander Mogilny (January 1993)**
1993-94	William M. Jennings Trophy: **Dominik Hasek & Grant Fuhr** Vezina Trophy: **Dominik Hasek** NHL First-Team All-Star: **Dominik Hasek (G)** Eastern Conference All-Star: **Alexander Mogilny** NHL Co-Player of the Month: **Dominik Hasek (December 1993)**
1994-95	Bill Masterton Trophy: **Pat LaFontaine** Vezina Trophy: **Dominik Hasek** NHL First-Team All-Star: **Dominik Hasek (G)** Eastern Conference All-Star: **Dominik Hasek**
1995-96	Eastern Conference All-Star: **Dominik Hasek**
1996-97	Jack Adams Award: **Ted Nolan** Hart Trophy: **Dominik Hasek** Lester B. Pearson Award: **Dominik Hasek** Vezina Trophy: **Dominik Hasek** Selke Trophy: **Michael Peca** Lester Patrick Trophy: **Seymour H. Knox III & Pat LaFontaine** NHL First-Team All-Star: **Dominik Hasek (G)** Eastern Conference All-Star: **Dominik Hasek**

NHL AWARDS WON BY YEAR

1997-98

Hart Trophy: **Dominik Hasek**
Lester B. Pearson Award: **Dominik Hasek**
Vezina Trophy: **Dominik Hasek**
NHL First-Team All-Star: **Dominik Hasek (G)**
World Team All-Star: **Dominik Hasek (Starting Goaltender)**
NHL Player of the Month: **Dominik Hasek (December 1997 & February 1998)**
NHL Player of the Week: **Dominik Hasek (Dec. 1-7, 1997)**

1998-99

Vezina Trophy: **Dominik Hasek**
King Clancy Trophy: **Rob Ray**
NHL First-Team All-Star: **Dominik Hasek (G)**
North America Team All-Star: **Lindy Ruff (Head Coach)**
World Team All-Star: **Dominik Hasek (Starting Goaltender, Leading Vote-getter), Alexei Zhitnik**
NHL Player of the Month: **Dominik Hasek (December, 1998)**
NHL Player of the Week: **Dominik Hasek (Nov. 30-Dec. 6, 1998; Dec. 7-13, 1998; Apr. 5-11, 1999), Miroslav Satan (Feb. 15-21, 1999; Mar. 15-21, 1999)**

1999-00

World Team All-Star: **Miroslav Satan**
NHL Player of the Week: **Martin Biron (Nov. 1-7, 1999), Dominik Hasek (Apr. 3-9, 2000)**

2000-01

Vezina Trophy: **Dominik Hasek**
William M. Jennings Trophy: **Dominik Hasek**
World Team All-Star: **Dominik Hasek**

2001-02

World Team All-Star: **Alexei Zhitnik**
Selected to Future Stars Game at All-Star Game: **Tim Connolly**

2002-03

Eastern Conference All-Star: **Miroslav Satan**
Selected to Future Stars Game at All-Star Game: **Ryan Miller, Taylor Pyatt, Henrik Tallinder**
NHL Player of the Week: **Miroslav Satan (Dec. 1-7, 2002)**
NHL Rookie of the Month: **Ales Kotalik (January 2003)**

2003-04

Selected to Future Stars Game at All-Star Game: **Derek Roy**
NHL Defensive Player of the Week: **Martin Biron (Oct. 20-26, 2003)**

2005-06

Jack Adams Award: **Lindy Ruff**
NHL Defensive Player of the Week: **Ryan Miller (Dec. 19-25, 2005; Jan. 31-Feb 5, 2006)**

2006-07

NHL Second-Team All-Star: **Thomas Vanek (LW)**
Voted in as Eastern Conference All-Star Game starter: **Ryan Miller (G), Daniel Briere (F), Brian Campbell (D)**
Eastern Conference All-Star: **Lindy Ruff (Head Coach)**
All-Star Game MVP: **Daniel Briere (1 goal, 4 assists)**
First Star of the Month: **Ryan Miller (October 2006)**
Rookie of the Month: **Drew Stafford (March 2007)**
First Star of the Week: **Maxim Afinogenov (Oct. 16-22, 2006)**

2007-08

Eastern Conference All-Star: **Brian Campbell**

2008-09

Eastern Conference All-Star: **Thomas Vanek**
Third Star of the Month: **Ryan Miller (January 2009)**
First Star of the Week: **Thomas Vanek (Oct. 13-19, 2008)**
Third Star of the Week: **Thomas Vanek (Dec. 8-14, 2008)**

NHL AWARDS WON BY YEAR

2009-10	Vezina Trophy: **Ryan Miller** Calder Trophy: **Tyler Myers** NHL Foundation Award: **Ryan Miller** NHL First-Team All-Star: **Ryan Miller (G)** NHL All-Rookie Team: **Tyler Myers (D)** NHL Rookie of the Month: **Tyler Myers (January 2010)**
2010-11	Rookie All-Star Selection: **Tyler Ennis** First Star of the Week: **Ryan Miller (Mar. 21-27, 2011), Thomas Vanek (Apr. 4-10, 2011)** Second Star of the Week: **Ryan Miller (Nov. 29-Dec. 5, 2010), Drew Stafford (Feb. 7-13, 2011), Andrej Sekera (Feb. 28-Mar. 6, 2011)** Third Star of the Week: **Jhonas Enroth (Mar. 28-Apr. 3, 2011)**
2011-12	NHL All-Rookie Team: **Jhonas Enroth (G)** NHL All-Star: **Jason Pominville** Rookie All-Star Selection: **Luke Adam** Third Star of the Month: **Ryan Miller (March 2012)** NHL Rookie of the Month: **Marcus Foligno (March 2012)** First Star of the Week: **Ryan Miller (Feb. 27-Mar. 4, 2012)** Second Star of the Week: **Ryan Miller (Mar. 19-25, 2012)**
2012-13	Third Star of the Month: **Thomas Vanek (January 2013)** First Star of the Week: **Thomas Vanek (Jan. 28-Feb. 3, 2013)**
2013-14	Second Star of the Week: **Ryan Miller (Dec 23-29, 2013)**
2014-15	NHL All-Star: **Zemgus Girgensons (Leading Vote-getter)** First Star of the Week: **Tyler Ennis (Dec. 8-14)**
2015-16	NHL All-Rookie Team: **Jack Eichel (C)** NHL All-Star: **Ryan O'Reilly** Third Star of the Week: **Jack Eichel (Jan. 25-31)**

BUFFALO SABRES EST 1970

The NHL officially came to Buffalo on Dec. 2, 1969, when the league awarded Seymour and Northrup Knox the franchise that would soon be named "Sabres." The brothers wasted little time in hiring George "Punch" Imlach, formerly of the Toronto Maple Leafs, as the team's first head coach and general manager. In June 1970, the Sabres were awarded the first pick in the NHL Draft, and Imlach selected highly-touted center Gilbert Perreault from the Montreal Jr. Canadiens. Perreault lived up to the advance billing, scoring 38 goals his rookie season en route to winning the Calder Trophy as the NHL's Rookie of the Year.

Another Jr. Canadien, left winger Rick Martin, joined Perreault on the team's front line as the Sabres' top pick in 1971. That dominating duo turned into a trio when Rene Robert was acquired from the Pittsburgh Penguins near the end of the 1971-72 season. The line of Martin-Perreault-Robert would be dubbed "The French Connection" and would become one of the most dominating scoring lines of the 1970s.

By 1974-75, the young team was maturing and finished the season with a 49-16-15 record. Buffalo defeated Chicago in the first round of the playoffs and followed that with a second-round victory over Montreal to earn its first-ever berth in the Stanley Cup Final against Philadelphia, which the Flyers won 4-2.

The Sabres had an opportunity to hire one of the game's all-time coaching greats, Scotty Bowman, and did so in 1979. In his first season as head coach, Bowman led the Sabres to the Wales Conference Finals before they lost 4-2 to the eventual Stanley Cup-Champion New York Islanders.

On March 9, 1986, Perreault and an Aud full of fans celebrated together as the original Sabre scored his 500th career goal, making him the 12th player in history to reach that milestone. Four years later, in 1990, Perreault was immortalized with induction into Hockey's Hall of Fame.

Five-time Stanley Cup Champion John Muckler was chosen in 1991 to be the team's Director of Hockey Operations and soon assumed the title of head coach. He was instrumental in acquiring Pat LaFontaine from the Islanders in October 1991. LaFontaine teamed with Russian Alexander Mogilny to form a dynamic duo that combined to score 129 goals in 1992-93, including a franchise-record 76 goals by Mogilny. Buffalo capped that season by sweeping the Bruins in the first round of the playoffs to post its first playoff series win in 10 years.

That playoff excitement was just a precursor to Game 6 of the 1994 Eastern Conference Quarterfinals against the New Jersey Devils. Buffalo won that game, 1-0, in the fourth overtime period on a goal by Dave Hannan. Dominik Hasek posted an incredible 70 saves in the victory, playing the entire 125:43 without allowing a goal. Following that season, Hasek would win the first of two consecutive Vezina Trophies as the NHL's top goaltender. But that would only set the stage for the 1996-97 season.

Before it even started, the 1996-97 campaign was already one of the most memorable in team history. It would represent the first time in the team's history that it would have new uniforms (red and black replaced blue and gold) as well as a new state-of-the-art arena (Marine Midland Arena replaced Memorial Auditorium). The Sabres won the Northeast Division that season; the team's first division title since winning the Adams Division in 1981.

The end of the season also brought many notable achievements off the ice. Hasek won the Hart Trophy as league MVP, the first time a goalie had achieved such a feat since 1962. For good measure, Hasek also took home his third Vezina in four years. Michael Peca, a 23-year-old center in just his second full season, joined Craig Ramsay as the only Sabres to win the Selke Trophy, symbolic of the league's best defensive forward. Ted Nolan won the Jack Adams Award as the Coach of the Year.

Former Sabres captain Lindy Ruff was named the Sabres' head coach at the start of the next season and led Buffalo to the Eastern Conference Finals. The Sabres eventually fell to the Capitals in six games, but their performance marked the team's best playoff finish since 1980. Hasek once again shined bright, taking home his fourth Vezina Trophy and becoming the first goaltender ever to win two consecutive Hart Trophies.

Buffalo returned to the Eastern Conference Finals the following year, this time facing their geographical rival, the Toronto Maple Leafs. In what would be known as the cross-border series, the Sabres defeated the Maple Leafs 4-1 to reach the Stanley Cup Final for just the second time in team history. Buffalo took on the Dallas Stars in the Final, and the two teams played the lowest-scoring six-game Stanley Cup Final in NHL history. With Buffalo trailing three games to two in Game 6, Brett Hull slid the puck past Hasek in the third overtime to clinch the Cup for the Stars. Replays would later show Hull's skate in the crease, but to the dismay of Sabres fans, officials let the goal stand.

And as he had in past seasons, Hasek proved why he was one of the best goalies in the NHL, posting a 34-24-4 record and 11 shutouts en route to his sixth Vezina Trophy.

BUFFALO SABRES EST 1970

The end of the 2002-03 season saw multiple milestones and key additions that would lay the groundwork for the coming seasons. Ruff became the team's all-time winningest head coach with a 5-2 win over Philadelphia on Mar. 18, 2003.

That same month, B. Thomas Golisano became the Sabres' owner and brought a new enthusiasm level to the franchise. The team also acquired two future captains that year, starting with a trade to bring in Daniel Breiere in March 2003 and a trade for Chris Drury in July.

Following a lockout that forced the league to cancel the entire 2004-05 season, NHL hockey returned in 2005-06, featuring new rules intended to create a more exciting style of play. Despite low expectations set by many hockey observers, the Sabres turned in a historic season. Led by Ruff, who would win the Jack Adams Award as Coach of the Year, Buffalo set a then-franchise record for wins in a season with 52. The Sabres featured a tremendously balanced scoring attack, with six 20-goal scorers and 12 players with at least 30 points.

Buffalo made the playoffs for the first time since the 2000-01 season, and began by knocking off the Philadelphia Flyers in six games. That set up what turned out to be a wild series with conference-rival Ottawa. With Buffalo leading three games to one, Jason Pominville became the first player in NHL history to score a series-clinching, shorthanded, overtime goal when he eluded two Ottawa defenders and slipped the puck past goaltender Ray Emery. The team then met the Carolina Hurricanes in the Eastern Conference Finals, where the Sabres eventually lost in seven games.

The 2006-07 season was unlike any other in Sabres history, as the team captured the Presidents' Trophy by putting together the league's best regular-season record. The Sabres started by tying an NHL record with 10 straight wins to open the season before losing in a shootout to Atlanta on Oct. 28. Buffalo went on to post a franchise-best 53 wins, eclipsing the previous record set by the 2005-06 team. The season was also a success at the turnstiles, as the team sold out HSBC Arena for all 41 regular-season games and nine playoff games.

A contributing factor to the team's success was having four players with more than 30 goals. Daniel Briere led the team with 95 points (32+63), while Thomas Vanek was a close second with 84 points, including a team-high 43 goals. Goaltender Ryan Miller also set a club record with 40 victories after being voted in as a starter for the NHL All-Star Game.

Buffalo made it to the playoffs for a second consecutive season, first eliminating the New York Islanders in five games, and then defeating the New York Rangers 4-2 in the Semifinals. The Sabres advanced to the Conference Finals for the second consecutive year (and fourth time since 1997), before losing in five games to Ottawa.

The Sabres made history yet again in 2008 as they hosted the inaugural Winter Classic at Ralph Wilson Stadium in Orchard Park, N.Y. The Sabres faced the Pittsburgh Penguins in front of 71,217 fans as snow lightly fell on New Year's Day. The game was the first outdoor NHL game to be played in the United States and set the record for attendance at an NHL game. Buffalo would lose the historic game 2-1 in a shootout.

The 2009-10 campaign saw the emergence of one future star and the continuing evolution of another. Defenseman Tyler Myers, the team's first-round selection (12th overall) in the 2008 Draft, burst onto the NHL stage with an impressive rookie season and earned the Calder Trophy as the league's top first-year player. Ryan Miller also continued to raise his status as one of the league's top netminders. Miller was in the top five all season in every goaltending category, including goals-against average (2.22) and save percentage (.929). Miller's strong season was capped off by winning the Vezina Trophy. Miller also set the franchise record for wins, with 41. The team cracked the 100-point plateau for the ninth time in franchise history and won their sixth division title before falling to the Boston Bruins in the first round of the playoffs.

On Feb. 22, 2011, Terry Pegula announced his purchase of the team at a press conference at HSBC Arena. His arrival invigorated both the fans and the team, who welcomed their new owner with a seven-game unbeaten streak and finished the season on a 16-4-4 run to snatch the final Eastern Conference playoff spot before being eliminated in the first round after a Game 7 loss to Philadelphia.

The 2011-12 season began on a high note as Buffalo traveled to Europe to take part in the NHL Premiere Series and came away with two wins in Helsinki and Berlin. The team returned home to the newly-named First Niagara Center, which had recently undergone a multi-million dollar facelift, and continued its success on the ice by winning five of its first six games of the year. Despite missing out on the playoffs that season, Ryan Miller forever etched a place in Sabres history by passing Dominik Hasek's franchise record of 234 wins.

Zemgus Girgensons dominated headlines in 2014-15, garnering a league-leading 1,574,896 votes to play in the 2015 NHL All-Star Game. At the 2015 NHL Draft, Buffalo chose forward Jack Eichel with the second overall pick, who joined 2014 second-overall pick Sam Reinhart. The pair marked just the second time in team history the club selected two forwards in the top five of the draft in consecutive seasons. General Manager Tim Murray also made a pair of trades during the first day of the draft, acquiring forward Ryan O'Reilly and goaltender Robin Lehner.

BUFFALO SABRES EST 1970

Dan Bylsma joined the team as head coach prior to the 2015-16 season, and oversaw the second-best season-to-season improvement in team history. A driving force behind the dramatic improvement was an influx of young forwards, including Eichel and Reinhart, who became just the third pair of Sabres rookies to ever score 20 or more goals in a season. Eichel was rewarded for his efforts by being named to the league's All-Rookie team. Ryan O'Reilly also made an important contribution, leading NHL forwards in average ice time and representing the Sabres in the 2016 NHL All-Star Game.

UNIFORM 1970 TO 2016

Equipped with one of the National Hockey League's two new teams, the Knox Brothers sought a name for the club that would accompany the Vancouver Canucks into the 1970-71 season. A contest brought about the name "Sabres," which just needed a logo to become the trademark of hockey on the Niagara Frontier. The Sabres crest would remain identical over the first 26 years. The first major change to the team's look came in 1996-97, which accompanied a new home for the Buffalo Sabres (the team moved from Memorial Auditorium into its new address of HSBC Arena).

The crest which would adorn the blue, white and gold jerseys of Buffalo Sabres players from October 1970 until April 1996 reflected the team's name. Along with the Buffalo appeared two crossed sabres "renowned as a clean, sharp, decisive and penetrating weapon on offense, as well as a strong parrying weapon on defense," according to team Public Relations Director Chuck Burr's 1970 press release.

A few minor changes were seen in the Buffalo sweaters over the first 26 years, mostly simple accessory changes. After adding players' last names to the back of the sweaters a few years earlier, 1978-79 marked the first season the team's jerseys did not have drawstrings at the neckline and the debut of the team's crest on the shoulders. While the next season was Buffalo's 10th anniversary campaign, a patch honoring that winter's Olympic Games in Lake Placid, N.Y., was the notable change on the uniforms. The 1980 Winter Olympics is where the legendary "Miracle on Ice" would take place, and where the Sabres held their 1980 training camp. It was probably fitting that 10 years later, a Buffalo Sabres' 20th anniversary logo patch was embroidered on the front right shoulder of the players' uniforms for 1989-90. Two years later, the Sabres joined the other NHL teams in wearing a commemorative patch for the league's 75th anniversary, and fans even had the opportunity to see it on both the home and road jerseys as Buffalo joined 15 other teams in the season-long celebration. For the second half of that season, the Sabres wore their road jerseys at home and donned the home jerseys for away games, to complement the "original six" teams who wore "throwback jerseys." A Stanley Cup centennial patch appeared on the 1992-93 uniforms. Buffalo would again recognize a significant anniversary with a special 25th anniversary logo, which was designed for the team's 1994-95 campaign. Players wore the fifth patch in seven years on the team's sweaters in 1995-96 (bearing jersey number one), remembering former NHL goalie Roger Crozier, who played six of his 14 seasons in the league in Buffalo.

The 1996-97 season began a new era in Buffalo Sabres hockey with a new home, new colors and a new logo. The Sabres' new colors would be black, white, red, gray and silver, featuring a white buffalo head as the new team logo. A secondary logo of a "B" with the familiar sabre piercing through it would also be featured on the shoulder of the new jerseys. In their first season in the new uniforms, the Sabres honored the memory of co-founder Seymour H. Knox III with a circular patch bearing the initials SHK III.

On Nov. 22, 2000, the Sabres unveiled the team's third jersey against the Philadelphia Flyers. The third jersey was a tribute to the original sweater, while incorporating colors and elements from the current design, unveiled in 1996. The organization chose from over 50 different concepts and developed a blend of the 1970s blue and gold crest, featuring the traditional circle and crossed Sabres logo, adorned on a red-based jersey, trimmed in the team's black and silver of the 1990s. The word "BUFFALO" appeared on the lower trim to signify the team's proud attachment to its hometown. The third jersey also featured the current Sabres white buffalo-head logo appearing on the shoulders. The Sabres also wore their original blue and yellow colors with the former logo and design for the season finale, April 4, 2003, against New Jersey.

The Sabres new uniform scheme, unveiled on September 16, 2006, took its inspiration from the original Sabres uniform (1971-1996) and second uniform (1996-2005). The design was a collaborative effort between the Sabres and Reebok International. The new "blue and gold" colors were altered to a deeper navy blue and richer gold that had a greater visual impact both in person and on television broadcasts. Silver accents and a revised "B-Sabre" logo were carried over from the team's second uniform. Unique in the NHL, the new uniforms had player numbers on the front of the jersey. Buffalo also debuted a new alternate uniform that was the original blue uniform from 1970 with the player number on the front like on the newly designed uniforms. The alternate jersey was only worn for the 2006-07 season.

For the Winter Classic game on January 1, 2008, the Sabres wore a modified version of the team's original white jerseys. This was the only time the jersey was worn that season.

The Sabres introduced a new third jersey in 2008-09 that incorporated design elements from the original uniforms while linking elements from the current jerseys. The team's original road uniform (1971-1996) was updated to incorporate the darker navy blue and rich gold featured in the current uniforms along with silver accents on the stripes to give dimension to the original design. The player numbers appeared on the front of the uniform and a neck tie was incorporated, similar to what was worn by the team the first seven years Buffalo was in the league. The original crossed Sabres logo also features silver accents to give a beveled look to the team's original logo. The jersey was designed to incorporate the design elements of the Reebok EDGE uniform system.

During the 2010-11 season the Sabres completed the return to their roots, adopting a uniform at home and on the road that recalled elements of the first uniform in franchise history. At home, the Sabres utilized the team's previous third jersey. On the road, they donned a white jersey that incorporates the same accent elements of the updated home jersey. The team also unveiled an all new 40th anniversary uniform. This classically-designed uniform was a tribute to not only the history of Buffalo hockey, but early NHL jersey designs of the

UNIFORM 1970 TO 2016

past. The 40th anniversary alternate jersey was worn 12 times at HSBC Arena during the 2010-11 season and continued to serve as the team's alternate jersey in 2011-12.

The Sabres unveiled another new alternate jersey prior to the 2013-14 season that the team would wear for two seasons. Challenged by Sabres ownership to use gold as the primary jersey color for the first time in team history, the Sabres' creative team – in collaboration with Reebok – created a two-tone jersey with gold as the primary color on the front and navy blue on the back. A newly designed Buffalo Sabres wordmark appeared on the players' pant leg as well as just below the neckline on the main jersey, right above the Sabres' traditional crest on the front of the jersey. Additionally, a unique font and number art were designed by Reebok and were inspired by the tips of actual sabers. The all-new font was used for the jersey numbers as well as players' names. Captain and alternate captain insignia incorporated crossed sabers as design elements and the patches were moved from the traditional spot on the chest to the shoulder of the jersey.

1970 Home Jersey

1970 Road Jersey

1983 Home Jersey

1983 Road Jersey

1996 Home Jersey

1996 Road Jersey

2000 Alternate Jersey

2006 Alternate Jersey

UNIFORM 1970 TO 2016

2006 Home Jersey

2006 Road Jersey

2008 Alternate Jersey

Winter Classic 2008 Jersey

2010 Home Jersey

2010 Road Jersey

2010 Alternate Jersey

2013 Alternate Jersey

ALL-TIME ATTENDANCE STATISTICS

REGULAR SEASON				PLAYOFFS		
YEAR	GP	ATTENDANCE	AVERAGE	GP	ATTENDANCE	AVERAGE
1970-71	39	379,121	9,721	0	0	0
1971-72	39	597,622	15,324	0	0	0
1972-73	39	609,570	15,632	3	47,004	15,668
1973-74	39	611,052	15,668	0	0	0
1974-75	40	626,720	15,668	9	142,767	15,863
1975-76	40	657,320	16,433	5	82,165	16,433
1976-77	40	657,320	16,433	3	49,299	16,433
1977-78	40	657,320	16,433	4	65,732	16,433
1978-79	40	657,320	16,433	2	32,866	16,433
1979-80	40	657,320	16,433	7	115,031	16,433
1980-81	40	656,307	16,408	5	70,386	14,077
1981-82	40	619,400	15,585	2	30,043	15,022
1982-83	40	515,766	12,894	4	65,732	16,433
1983-84	40	566,562	14,164	2	32,866	16,433
1984-85	40	613,441	15,336	2	30,828	15,414
1985-86	40	587,635	14,691	0	0	0
1986-87	40	527,241	13,181	0	0	0
1987-88	40	571,088	14,277	3	49,299	16,433
1988-89	40	572,648	14,316	2	32,866	16,433
1989-90	40	634,692	15,867	3	49,076	16,359
1990-91	40	626,171	15,654	3	45,010	15,003
1991-92	40	615,668	15,392	3	44,069	14,690
1992-93	41	614,227	14,981	4	65,300	16,325
1993-94	41	602,779	14,702	3	46,889	15,630
1994-95	24	361,537	15,064	2	29,486	14,743
1995-96	41	563,271	13,738	0	0	0
1996-97	41	693,379	16,912	7	130,165	18,595
1997-98	41	641,034	15,635	7	130,165	18,595
1998-99	41	737,275	17,982	10	185,950	18,595
1999-00	41	736,174	17,955	2	37,380	18,690
2000-01	41	731,438	17,840	7	130,276	18,611
2001-02	41	705,468	17,207	0	0	0
2002-03	41	564,827	13,776	0	0	0
2003-04*	41	626,843	15,289	0	0	0
2005-06*	41	690,474	16,841	8	149,520	18,690
2006-07	41	766,290	18,690	9	168,210	18,690
2007-08**	41	765,817	18,678	0	0	0
2008-09	41	759,798	18,532	0	0	0
2009-10	41	759,695	18,529	3	56,070	18,690
2010-11	41	756,568	18,453	3	56,070	18,690
2011-12***	40	747,485	18,687	0	0	0
2012-13	24	455,281	18,970	0	0	0
2013-14	41	761,595	18,575	0	0	0
2014-15	41	761,604	18,576	0	0	0
2015-16	41	761,923	18,583	0	0	0

First Niagara Center increased capacity from 18,595 to 18,690 to start the 1999-00 season due to reconfiguration of the arena's handicapped seating and from 18,690 to 19,070 to start the 2012-13 season.

** - One game held at Blue Cross Arena, Rochester, NY (11,200).*

*** - One game held at Ralph Wilson Stadium, Orchard Park, NY (71,217).*

**** - One game held at Hartwall Areena, Helsinki, Finland (not included in totals).*

Longest sellout streak including playoffs: 359 – (October 15, 1972 to November 12, 1980)

1970

PLAYER	RD.	NO.	POS.	AMATEUR TEAM
Perreault, Gilbert	1	1	C	Montreal Jr. Canadiens
Deadmarsh, Butch	2	15	LW	Brandon Wheat Kings
Cuddie, Steve	3	29	D	Toronto Marlboros
Wyrozub, Randy	4	43	C	Edmonton Oil Kings
Morton, Mike	5	57	F	Shawinigan Bruins
Keeler, Tim	6	71	D	Niagara Falls Flyers
Regan, Tim	7	84	G	Boston University
Rombough, Doug	8	97	C	St. Catharines Black Hawks
Nadeau, Luc	9	107	C	Drummondville Rangers

1971

PLAYER	RD.	NO.	POS.	AMATEUR TEAM
Martin, Richard	1	5	LW	Montreal Jr. Canadiens
Ramsay, Craig	2	19	LW	Peterborough TPT's
Hajt, Bill	3	33	D	Saskatoon Blades
Richer, Robert	4	47	C	Three Rivers Dukes
Warr, Steve	5	61	D	Clarkson University
Duguay, Pierre	6	75	C	Quebec Remparts

1972

PLAYER	RD.	NO.	POS.	AMATEUR TEAM
Schoenfeld, Jim	1	5	D	Niagara Falls Flyers
Carriere, Larry	2	25	D	Loyola Univ. (Montreal)
McMasters, Jim	3	37	D	Calgary Centennials
Campeau, Richard	4	53	D	Sorel Black Hawks
Gratton, Gilles	5	69	G	Oshawa Generals
McNab, Peter	6	85	RW	University of Denver

1973

PLAYER	RD.	NO.	POS.	AMATEUR TEAM
Titanic, Morris	1	12	LW	Sudbury Wolves
Landry, Jean	2	28	D	Quebec Remparts
Deschamps, Andre	3	44	LW	Quebec Remparts
Dupuis, Yvon	4	60	LW	Quebec Remparts
Smulders, Bob	5	76	RW	Peterborough TPT's
Korzack, Neil	6	92	RW	Peterborough TPT's
Young, Bob	7	108	D	University of Denver
O'Connell, Tim	8	124	RW	University of Vermont

1974

PLAYER	RD.	NO.	POS.	AMATEUR TEAM
Fogolin, Lee	1	11	D	Oshawa Generals
Gare, Danny	2	29	RW	Calgary Centennials
Deziel, Michel	3	47	LW	Sorel Black Hawks
McIntosh, Paul	4	65	D	Peterborough TPT's
Lariviere, Gary	5	83	D	St. Catharines Black Hawks
Given, David	6	101	D	Brown University
Noreau, Bernard	7	119	RW	Laval National
Constantin, Charles	8	136	LW	Quebec Remparts
Jodzio, Rick	9	153	LW	Hamilton Red Wings
Smith, Derek	10	168	C	Ottawa 67's
Tsujimoto, Taro	11	183	C	Tokyo Katanas
Geoffrion, Bob	12	196	LW	Cornwall Royals

1975

PLAYER	RD.	NO.	POS.	AMATEUR TEAM
Sauve, Bob	1	17	G	Laval National
Breitenbach, Ken	2	35	D	St. Catharines Black Hawks
Martin, Terry	3	44	LW	London Knights
McAdam, Gary	3	53	RW	St. Catharines Black Hawks
Neeld, Greg	4	71	D	Calgary Centennials
Edwards, Don	5	89	G	Kitchener Rangers
Minor, Jim	6	107	LW	Regina Pats
Rowe, Grant	7	125	D	Ottawa 67's
Tidey, Alex	8	143	RW	Lethbridge Broncos
Whitby, Andy	9	159	RW	Oshawa Generals
Moher, Len	10	174	G	University of Notre Dame

1976

PLAYER	RD.	NO.	POS.	AMATEUR TEAM
Kowal, Joe	2	33	LW	Hamilton Fincups
Maze, Henry	4	69	LW	Edmonton Oil Kings
Roscoe, Ron	5	87	D	Hamilton Fincups
Lemieux, Don	6	105	D	Three Rivers Draveurs

1977

PLAYER	RD.	NO.	POS.	AMATEUR TEAM
Seiling, Ric	1	14	RW	St. Catharines Fincups
Areschenkoff, Ron	2	32	C	Medicine Hat Tigers
Stewart, Bill	4	68	D	Niagara Falls Flyers
Sirois, Richard	5	86	G	Laval National
Ramsey, Wayne	6	104	D	Brandon Wheat Kings

1978

PLAYER	RD.	NO.	POS.	AMATEUR TEAM
Playfair, Larry	1	13	D	Portland Winter Hawks
McKegney, Tony	2	32	LW	Kingston Canadiens
McClanahan, Rob	3	49	LW	University of Minnesota
Gazdic, Mike	4	66	D	Sudbury Wolves
Ireland, Randy	5	82	G	Portland Winter Hawks
McGregor, Cam	6	99	LW	Cornwall Royals
Eastman, Dan	7	116	C	London Knights
Stroebel, Eric	8	133	C	University of Minnesota
O'Sullivan, Eugene	9	150	C	Calgary Wranglers

1979

PLAYER	RD.	NO.	POS.	AMATEUR TEAM
Ramsey, Mike	1	11	D	University of Minnesota
Ruff, Lindy	2	32	D	Lethbridge Broncos
Robinson, Mark	3	53	D	Victoria Cougars
Cloutier, Jacques	3	55	G	Three Rivers Draveurs
Hamel, Gilles	4	74	LW	Laval National
Haworth, Alan	5	95	C	Sherbrooke Beavers
Knickle, Rick	6	116	G	Brandon Wheat Kings

1980

PLAYER	RD.	NO.	POS.	AMATEUR TEAM
Patrick, Steve	1	20	RW	Brandon Wheat Kings
Moller, Mike	2	41	RW	Lethbridge Broncos
McKenna, Sean	3	56	RW	Sherbrooke Beavers
North, Jay	3	62	C	Jefferson (Minn.) H.S.
Wiemer, Jim	4	83	D	Peterborough Petes
Rueter, Dirk	5	104	D	Sault St. Marie Greyhounds
Naud, Daniel	6	125	D	Sorel Black Hawks
Paavola, Jari	7	146	G	T.P.S. (Finland)
Cunneyworth, Randy	8	167	C	Ottawa 67's
Beckon, Dave	9	188	C	Peterborough Petes
Bader, John	10	209	LW	Irondale (Minn.) H.S.

1981

PLAYER	RD.	NO.	POS.	AMATEUR TEAM
Dudacek, Jiri	1	17	RW	Czechoslovakia
Virta, Hannu	2	38	D	T.P.S. (Finland)
Aldred, Jim	3	59	LW	Kingston Canadiens
Chisholm, Colin	3	60	D	Calgary Wranglers
Eatough, Jeff	4	80	RW	Cornwall Royals
Wikberg, Anders	4	83	LW	Timra (Sweden)
Eivola, Mauri	5	101	C	T.P.S. (Finland)
Butorac, Ali	6	122	D	Ottawa 67's
Leime, Heikki	7	143	D	T.P.S. (Finland)
Orlando, Gates	8	164	C	Providence College
Sebek, Venci	9	185	D	Niagara Falls Flyers
Harper, Warren	10	206	RW	Prince Albert

1982

PLAYER	RD.	NO.	POS.	AMATEUR TEAM
Housley, Phil	1	6	D	South St. Paul (Minn.) H.S.
Cyr, Paul	1	9	LW	Victoria Cougars
Andreychuk, Dave	1	16	C	Oshawa Generals
Anderson, Mike	2	26	C	North St. Paul (Minn.) H.S.
Johansson, Jens	2	30	D	Pitea (Sweden)
Jutila, Timo	4	68	D	Tappara (Finland)
Hamilton, Jeff	4	79	C	Providence College
Logan, Bob	5	100	RW	West Island
Parker, Jeff	6	111	C	Mariner (Minn.) H.S.
Gustavsson, Jacob	6	121	G	Almtuna (Sweden)
Bishop, Alan	7	142	D	Niagara Falls Flyers
Verret, Claude	8	163	C	Three Rivers Draveurs
Norman, Rob	9	184	RW	Cornwall Royals
Craig, Mike	10	205	G	Billings Bighorns
Plankers, Jim	11	226	D	Cloquet (Minn.) H.S.

1983

PLAYER	RD.	NO.	POS.	AMATEUR TEAM
Barrasso, Tom	1	5	G	Acton-Boxborough H.S.
Lacombe, Normand	1	10	RW	Univ. of New Hampshire
Creighton, Adam	1	11	C	Ottawa 67's
Tucker, John	2	31	C	Kitchener Rangers
Hajdu, Richard	2	34	LW	Kamloops Jr. Oilers
Puppa, Daren	4	74	G	Kirkland Lake Intermediates
Meyer, Jayson	5	94	D	Regina Pats

1983 CONTINUED

PLAYER	RD.	NO.	POS.	AMATEUR TEAM
Hofford, James	6	114	D	Windsor Spitfires
Ruuttu, Christian	7	134	C	IFK, Helsinki (Finland)
McSween, Don	8	154	D	Redford (Mich.) Royals
Hoover, Tim	9	174	D	Sault St. Marie Greyhounds
Ferner, Mark	10	194	D	Kamloops Blazers
Krupp, Uwe	11	214	D	Kolner (West Germany)
Hamelin, Marc	12	234	G	Shawinigan Cataracts
Salfi, Kermit	12	235	LW	Northwood Prep H.S.

1984

PLAYER	RD.	NO.	POS.	AMATEUR TEAM
Andersson, Mikael	1	18	LW	Vastra Frolunda (Sweden)
Trapp, Doug	2	39	LW	Regina Pats
Sheppard, Ray	3	60	RW	Cornwall Royals
Halkidis, Bob	4	81	D	London Knights
Rampton, Joey	5	102	LW	Sault Ste. Marie Greyhounds
Gasseau, James	6	123	D	Drummondville
Wakaluk, Darcy	7	144	G	Kelowna Wings
Stambert, Orwar	8	165	D	Djurgardens (Sweden)
McKinnon, Brian	10	207	C	Ottawa 67's
Delcourt, Grant	11	228	RW	Kelowna Wings
Baker, Sean	12	249	LW	Seattle Breakers

1985

PLAYER	RD.	NO.	POS.	AMATEUR TEAM
Johansson, Calle	1	14	D	Vastra Frolunda (Sweden)
Hogue, Benoit	2	35	C	St. Jean Beavers
Gretzky, Keith	3	56	C	Windsor Compuware Spitfires
Moylan, Dave	4	77	D	Sudbury Wolves
Priestlay, Ken	5	98	C	Victoria Cougars
Reekie, Joe	6	119	D	Cornwall Royals
Matikainen, Petri	7	140	D	Sapko (Finland)
Kaese, Trent	8	161	RW	Lethbridge Broncos
Sejba, Jiri	9	182	LW	Dukla Jihlava (Czech.)
Sutton, Boyd	10	203	C	Stratford Jr. B
Larose, Guy	11	224	C	Guelph Platers
Baumgartner, Ken	12	245	D	Prince Albert Raiders

1986

PLAYER	RD.	NO.	POS.	AMATEUR TEAM
Anderson, Shawn	1	5	D	Team Canada
Brown, Greg	2	26	D	St. Marks H.S.
Corkum, Bob	3	47	RW	University of Maine
Kerr, Kevin	3	56	RW	Windsor Compuware Spitfires
Baseggio, David	4	68	D	Yale University
Rooney, Larry	5	89	D	Thayer
Baldris, Miguel	6	110	D	Shawinigan Cataracts
Hartman, Mike	7	131	RW	North Bay Centennials
Guay, Francois	8	152	LW	Laval Titans
Whitham, Shawn	9	173	D	Providence College
Rein, Kenton	10	194	G	Prince Albert Raiders
Arndt, Troy	11	215	D	Portland Winter Hawks
Capello, Jeff	S1	5	LW	University of Vermont
Cullen, John	S2	10	C	Boston University

Note: S in round number refers to the supplemental draft.

1987

PLAYER	RD.	NO.	POS.	AMATEUR TEAM
Turgeon, Pierre	1	1	C	Granby Bisons
Miller, Brad	2	22	D	Regina Pats
MacVicar, Andrew	3	53	LW	Peterborough Petes
Bradley, John	4	84	G	New Hampton H.S.
Pergola, David	5	85	RW	Belmont Hill H.S.
Marshall, Chris	6	106	LW	Boston College H.S.
Flanigan, Paul	7	127	D	New Hampton H.S.
Dooley, Sean	8	148	D	Groton
Roberts, Tim	8	153	C	Deerfield Academy
Tkachuk, Grant	9	169	LW	Saskatoon Blades
Herbers, Ian	10	190	D	Swift Current Broncos
Littman, David	11	211	G	Boston College
MacIssac, Allan	12	232	LW	Guelph Platers
Snuggerud, Dave	S1	1	LW	University of Minnesota
de Carle, Mike	S2	6	RW	Lake Superior St.

1988

PLAYER	RD.	NO.	POS.	AMATEUR TEAM
Savage, Joel	1	13	RW	Victoria Cougars
Loewen, Darcy	3	55	LW	Spokane Chiefs
Carney, Keith	4	76	D	Mt. St. Charles H.S.
Mogilny, Alexander	5	89	RW	ZSKA Moscow
Ray, Rob	5	97	LW	Cornwall Royals
Di Vita, David	6	106	D	Lake Superior State
McLaughlin, Mike	6	118	LW	Choate
Griffith, Mike	7	139	RW	Ottawa 67's
Ruoho, Daniel	8	160	D	Madison Memorial H.S.
Flaherty, Wade	9	181	G	Victoria Cougars
Nieman, Thomas	11	223	RW	Choate
Wallwork, Robert	12	244	C	Miami (Ohio) University
Davies, Clarke	S3	18	D	Ferris State University

1989

PLAYER	RD.	NO.	POS.	AMATEUR TEAM
Haller, Kevin	1	14	D	Regina Pats
Thomas, Scott	3	56	RW	Nichols (N.Y.) H.S.
MacDonald, Doug	4	77	C	University of Wisconsin
Sutton, Ken	5	98	D	Saskatoon Blades
Pye, Bill	6	107	G	Northern Michigan University
Barkley, Mike	6	119	RW	University of Maine
Plante, Derek	8	161	C	Cloquet (Minn.) H.S.
Audette, Donald	9	183	RW	Laval Titans
Astley, Mark	10	194	D	Lake Superior State
Nelson, John	10	203	C	Toronto Marlboros
Henderson, Todd	11	224	G	Thunder Bay
Bavis, Michael	12	245	RW	Cushing Academy
Boyce, Ian	S3	19	LW	University of Vermont

1990

PLAYER	RD.	NO.	POS.	AMATEUR TEAM
May, Brad	1	14	LW	Niagara Falls Thunder
McCarthy, Brian	4	82	C	Pingree H.S. (Mass.)

Note: S in round number refers to the supplemental draft.

1990 CONTINUED

PLAYER	RD.	NO.	POS.	AMATEUR TEAM
Smehlik, Richard	5	97	D	Vitkovice (Czech.)
Bojcun, Todd	5	100	G	Peterborough (OHL)
Pascall, Brad	5	103	D	University of North Dakota
Gordiouk, Viktor	7	142	LW	Krylja Sovetov
Nedoma, Milan	8	166	D	Zetor Brno (Czech.)
Winch, Jason	9	187	LW	Niagara Falls Thunder
Naud, Sylvain	10	208	RW	Laval Titans
Martin, Kenneth	11	229	LW	Belmont Hill (Mass.) H.S.
Rubachuk, Brad	12	250	C	Lethbridge Hurricanes
McFarlane, Shane	S3	24	C	University of North Dakota

1991

PLAYER	RD.	NO.	POS.	AMATEUR TEAM
Boucher, Philippe	1	13	D	Granby Bisons
Dawe, Jason	2	35	LW	Peterborough Petes
Young, Jason	3	57	LW	Sudbury Wolves
Ambroziak, Peter	4	72	LW	Ottawa 67's
Shields, Steve	5	101	G	Univ. of Michigan
O'Donnell, Sean	6	123	D	Sudbury Wolves
Holzinger, Brian	6	124	C	Detroit Red Wings Jr. A
Snell, Chris	7	145	D	Ottawa 67's
Kuntos, Jiri	8	162	D	Jihlava (Czech.)
Iob, Tony	9	189	LW	Sault St. Marie Greyhounds
Meany, Spencer	10	211	RW	St. Lawrence University
Volkov, Mihail	11	233	RW	Krylja (U.S.S.R.)
Smith, Mike	12	255	D	Lake Superior State
Steer, Jamie	S3	19	RW	Michigan Tech

1992

PLAYER	RD.	NO.	POS.	AMATEUR TEAM
Cooper, David	1	11	D	Medicine Hat (WHL)
Cierny, Jozef	2	35	LW	Zvolen (Czech)
Steiner, Ondrej	3	59	C	Plzen (Czech)
Melanson, Dean	4	80	D	St. Hyacinthe (QMJHL)
Barnaby, Matthew	4	83	LW	Beauport (QMJHL)
Ketterer, Markus	5	107	G	Jokerit (Finland)
Khmylev, Yuri	5	108	LW	Krylja (CIS)
Rushforth, Paul	6	131	C	North Bay (OHL)
Tiltgen, Dean	8	179	C	Tri-City (WHL)
Simon, Todd	9	203	C	Niagara Falls (OHL)
Kowalsky, Rick	10	227	RW	Sault St. Marie (OHL)
Clancy, Chris	11	251	LW	Cornwall (OHL)

1993

PLAYER	RD.	NO.	POS.	AMATEUR TEAM
Tsygurov, Denis	2	38	D	Lada Togliatti (CIS)
Philpott, Ethan	3	64	RW	Phillips Andover Academy
Safarik, Richard	5	116	LW	Nitra (EUR)
Pozzo, Kevin	6	142	D	Moose Jaw (WHL)
Petrenko, Sergei	7	168	LW	Dynamo Moscow (CIS)
Barrie, Mike	8	194	C	Victoria (WHL)
Moore, Barrie	9	220	LW	Sudbury (OHL)
Davis, Chris	10	246	G	Calgary Royals (Tier 2)
Nichol, Scott	11	272	C	Portland (WHL)

Note: S in round number refers to the supplemental draft.

1994

PLAYER	RD.	NO.	POS.	AMATEUR TEAM
Primeau, Wayne	1	17	C	Owen Sound (OHL)
Brown, Curtis	2	43	C	Moose Jaw (WHL)
Ndur, Rumun	3	69	D	Guelph (OHL)
Klimentiev, Sergei	5	121	D	Medicine Hat (WHL)
Benazic, Cal	6	147	D	Medicine Hat (WHL)
Plouffe, Steve	7	168	G	Granby (QMJHL)
Hnidy, Shane	7	173	D	Prince Albert (WHL)
Webb, Steve	7	176	RW	Peterborough (OHL)
Westerby, Bob	8	199	LW	Kamloops (WHL)
Millar, Craig	9	225	D	Swift Current (WHL)
Polak, Mark	10	251	C	Medicine Hat (WHL)
Wright, Shayne	11	277	D	Owen Sound (OHL)

1995

PLAYER	RD.	NO.	POS.	AMATEUR TEAM
McKee, Jay	1	14	D	Niagara Falls (OHL)
Biron, Martin	1	16	G	Beauport (QMJHL)
Dutiaume, Mark	2	42	LW	Brandon (WHL)
Sunderland, Mathieu	3	68	RW	Drummondville (QMJHL)
Davidson, Matt	4	94	RW	Portland (WHL)
Menhart, Marian	5	111	D	Litvinov (Czech)
Popp, Kevin	5	119	D	Seattle (WHL)
Bienvenue, Daniel	5	123	LW	Val d'Or (QMJHL)
Scott, Brian	7	172	C	Kitchener (OHL)
Zanutto, Mike	8	198	C	Oshawa (OHL)
Skrlac, Rob	9	224	LW	Kamloops (WHL)

1996

PLAYER	RD.	NO.	POS.	AMATEUR TEAM
Rasmussen, Erik	1	7	C/LW	University of Minnesota
Sarich, Cory	2	27	D	Saskatoon (WHL)
Van Oene, Darren	2	33	LW	Brandon (WHL)
Methot, Francois	3	54	C	St-Hyacinthe (QMJHL)
Walsh, Kurt	4	87	RW	Owen Sound (OHL)
Martone, Mike	4	106	D	Peterborough (OHL)
Tezikov, Alexei	5	115	D	Lada Togliatti (Russia)
Davis, Ryan	6	142	RW	Owen Sound (OHL)
Mortier, Darren	6	161	C	Sarnia (OHL)
Buhler, Scott	9	222	G	Medicine Hat (WHL)

1997

PLAYER	RD.	NO.	POS.	AMATEUR TEAM
Noronen, Mika	1	21	G	Tappara (Finland)
Tallinder, Henrik	2	48	D	AIK (Sweden)
Afinogenov, Maxim	3	69	RW	Dynamo (Russia)
Martin, Jeff	3	75	C	Windsor (OHL)
Theoret, Luc	4	101	D	Lethbridge (WHL)
DiRoberto, Torrey	5	128	C	Seattle (WHL)
Campbell, Brian	6	156	D	Ottawa (OHL)
Adduono, Jeremy	7	184	RW	Sudbury (OHL)
Piros, Kamil	8	212	C	Litvinov (Czech)
Kemp, Dylan	9	238	D	Lethbridge (WHL)

1998

PLAYER	RD.	NO.	POS.	AMATEUR TEAM
Kalinin, Dimitri	1	18	D	Traktor (Russia)
Peters, Andrew	2	34	LW	Oshawa (OHL)
Milley, Norman	2	47	RW	Sudbury (OHL)
Kristek, Jaroslav	2	50	RW	ZPS Zlin (Czech)
Pandolfo, Mike	3	77	LW	St. Sebastien's
Goldade, Aaron	5	137	C	Brandon (WHL)
Kotalik, Ales	6	164	RW	HC Ceske Budejovice (Czech)
Moran, Brad	7	191	C	Calgary (WHL)
Moravec, David	8	218	RW	HC Vitkovice (Czech)
Terglav, Edo	9	249	RW	Baie-Comeau (QMJHL)

1999

PLAYER	RD.	NO.	POS.	AMATEUR TEAM
Heisten, Barrett	1	20	LW	University of Maine
Bartovic, Milan	2	35	RW	Trencin (Slovakia)
Janik, Doug	2	55	D	University of Maine
Zigomanis, Michael	2	64	C	Kingston (OHL)
Preston, Tim	3	73	LW	Seattle (WHL)
Mosovsky, Karel	4	117	LW	Regina (WHL)
Miller, Ryan	5	138	G	Soo (NAHL)
Kinch, Matthew	5	146	D	Calgary (WHL)
Hyacinthe, Seneque	6	178	LW	Val D'Or (QMJHL)
Dececco, Bret	7	206	RW	Seattle (WHL)
Self, Brad	8	235	C	Peterborough (OHL)
Brunel, Craig	9	263	RW	Prince Albert (WHL)

2000

PLAYER	RD.	NO.	POS.	AMATEUR TEAM
Kriukov, Artem	1	15	C	Yaroslavl (Russia)
Decaire, Gerard	2	48	D	Seattle (WHL)
Rousseau, Ghyslain	4	111	G	Baie-Comeau (QMJHL)
Denisov, Denis	5	149	D	HC Moscow (Russia)
Bizyayev, Vasily	7	213	F	CSKA Jr. (Russia)
Gaustad, Paul	7	220	C/LW	Portland (WHL)
McMorrow, Sean	8	258	D	Kitchener (OHL)
Courtney, Ryan	9	277	LW	Windsor (OHL)

2001

PLAYER	RD.	NO.	POS.	AMATEUR TEAM
Novotny, Jiri	1	22	C	Budejovice (Czech)
Roy, Derek	2	32	C	Kitchener (OHL)
Thorburn, Chris	2	50	C	North Bay (OHL)
Pominville, Jason	2	55	RW	Shawinigan (QMJHL)
Vondrka, Michal	5	155	LW	Budejovice (Czech)
Aslund, Calle	8	234	D	Huddinge (Sweden)
Dubec, Marek	8	247	D	Vsetin (Slovakia)
Jorde, Ryan	9	279	D	Tri-City (WHL)

2002

PLAYER	RD.	NO.	POS.	AMATEUR TEAM
Ballard, Keith	1	11	D	University of Minnesota
Paille, Daniel	1	20	LW	Guelph (OHL)
Tessier, Michael	3	76	LW	Acadie-Bathurst (QMJHL)

2002 CONTINUED

PLAYER	RD.	NO.	POS.	AMATEUR TEAM
Adams, John	3	82	D	Boston College
Hulva, Jakub	4	108	F	Citkovice (Czech)
Magers, Marty	4	121	G	Omaha (USHL)
Sheviev, Maxim	6	178	C	Elemash Elektorstal (Russia)
Hecl, Radoslav	7	208	D	Bratislava (Slovakia)
Wideman, Dennis	8	241	D	London (OHL)
Cizek, Martin	9	271	D	HC Slavia Praha (Czech)

2003

PLAYER	RD.	NO.	POS.	AMATEUR TEAM
Vanek, Thomas	1	5	LW	University of Minnesota
Fabry, Branislav	2	65	RW	Bratislava Jr. (Slovakia)
MacArthur, Clarke	3	74	LW	Medicine Hat (WHL)
Hejda, Jan	4	106	D	HC Slavia Praha (Czech)
Ezhov, Denis	4	114	D	Togliatti (Russia)
Morrow, Thomas	5	150	D	Des Moines (USHL)
Voroshinin, Pavel	6	172	D	Mississauga (OHL)
Paetsch, Nathan	7	202	D	Moose Jaw (WHL)
Weber, Jeff	8	235	G	Plymouth (OHL)
Martin, Louis-Phillippe	9	266	RW	Baie-Comeau (QMJHL)

2004

PLAYER	RD.	NO.	POS.	AMATEUR TEAM
Stafford, Drew	1	13	RW	University of North Dakota
Funk, Michael	2	43	D	Portland (WHL)
Sekera, Andrej	3	71	D	Trencin Jr. (Slovakia)
Valent, Michal	5	145	G	Martin Jr. (Slovakia)
Kaleta, Patrick	6	176	RW	Peterborough (OHL)
Mancari, Mark	7	207	RW	Ottawa (OHL)
Card, Mike	8	241	D	Kelowna (WHL)
Hunter, Dylan	9	273	LW	London (OHL)

2005

PLAYER	RD.	NO.	POS.	AMATEUR TEAM
Zagrapan, Marek	1	13	C	Chicoutimi (QMJHL)
Gogulla, Philippe	2	48	LW	Koln (Germany)
Gragnani, Marc-Andre	3	87	D	PEI (QMJHL)
Butler, Chris	4	96	D	Sioux City (USHL)
Gerbe, Nathan	5	142	C	US Under-18 (USDL)
Dennis, Adam	6	182	G	London (OHL)
Buravchikov, Vyacheslav	6	191	D	Kryja (Russia)
Generous, Matt	7	208	D	N.E. Jr. Falcons (EJHL)
Orpik, Andrew	7	227	D	Thayer Academy (USHSE)

2006

PLAYER	RD.	NO.	POS.	AMATEUR TEAM
Persson, Dennis	1	24	D	Vasteras Jr. (Sweden)
Enroth, Jhonas	2	46	G	Sodertalje (Sweden)
Weber, Mike	2	57	D	Windsor (OHL)
Schutz, Felix	4	117	C	Saint John (QMJHL)
Biega, Alex	5	147	D	Salisbury (USHS)
Breault, Benjamin	7	207	C	Baie Comeau (QMJHL)

2007

PLAYER	RD.	NO.	POS.	AMATEUR TEAM
Brennan, T.J.	2	31	D	St. John's (QMJHL)
Schiestel, Drew	2	59	D	Mississauga (OHL)
Tropp, Corey	3	89	F	Sioux Falls (USHL)
Eidsness, Bradley	5	139	G	Okotoks (AJHL)
Allard, Jean-Simon	5	147	C	St. John's (QMJHL)
Byron, Paul	6	179	C	Gatineau (QMJHL)
Eno, Nick	7	187	G	Green Mountain (EJHL)
MacKenzie, Drew	7	209	D	The Taft School (USHS)

2008

PLAYER	RD.	NO.	POS.	AMATEUR TEAM
Myers, Tyler	1	12	D	Kelowna (WHL)
Ennis, Tyler	1	26	LW	Medicine Hat (WHL)
Adam, Luke	2	44	LW	St. John's (WHL)
Fienhage, Cory	3	81	D	Eastview (USHS)
Jokinen, Justin	4	101	RW	Cloquet (USHS)
Southorn, Jordon	4	104	D	PEI (QMJHL)
Lagace, Jacob	5	134	LW	Chicoutimi (QMJHL)
Crawford, Nick	6	164	D	Saginaw (OHL)

2009

PLAYER	RD.	NO.	POS.	AMATEUR TEAM
Kassian, Zack	1	13	RW	Peterborough (OHL)
McNabb, Brayden	3	66	D	Kootenay (WHL)
Foligno, Marcus	4	104	LW	Sudbury (OHL)
Adams, Mark	5	134	D	Malden Catholic (USHS)
Knapp, Connor	6	164	G	Miami (CCHA)
Legault, Maxime	7	194	RW	Shawinigan (QMJHL)

2010

PLAYER	RD.	NO.	POS.	AMATEUR TEAM
Pysyk, Mark	1	23	D	Edmonton (WHL)
Gauthier-Leduc, Jerome	3	68	D	Rouyn-Noranda (QMJHL)
Sundher, Kevin	3	75	C	Chilliwack (WHL)
MacKenzie, Matt	3	83	D	Calgary (WHL)
Shipley, Steven	4	98	C	Owen Sound (OHL)
Sutch, Gregg	5	143	RW	Mississauga (OHL)
Henley, Cedrick	6	173	LW	Val d'Or (QMJHL)
Isackson, Christian	7	203	RW	St. Thomas (USHS)
Boychuk, Riley	7	208	LW	Portland (WHL)

2011

PLAYER	RD.	NO.	POS.	AMATEUR TEAM
Armia, Joel	1	16	RW	Assat (SM-liiga)
Catenacci, Daniel	3	77	C	Sault Ste. Marie (OHL)
Jacobs, Colin	4	107	C	Seattle (WHL)
Lepkowski, Alex	5	137	D	Barrie (OHL)
Lieuwen, Nathan	6	167	G	Kootenay (WHL)
Navin, Brad	7	197	C	Waupaca (USHS)

2012

PLAYER	RD.	NO.	POS.	AMATEUR TEAM
Grigorenko, Mikhail	1	12	C	Quebec (QMJHL)
Girgensons, Zemgus	1	14	C	Dubuque (USHL)
McCabe, Jake	2	44	D	Wisconsin (WCHA)
Kea, Justin	3	73	C	Saginaw (OHL)
Nelson, Logan	5	133	C	Victoria (WHL)
Ullmark, Linus	6	163	G	MODO Jr. (Sweden)
Austin, Brady	7	193	D	Belleville (OHL)
Peterson, Judd	7	204	C/RW	Duluth Marshall (USHS)

2013

PLAYER	RD.	NO.	POS.	AMATEUR TEAM
Ristolainen, Rasmus	1	8	D	TPS (SM-liiga)
Zadorov, Nikita	1	16	D	London (OHL)
Compher, J.T.	2	35	LW	US Under-18 (USHL)
Hurley, Connor	2	38	C	Edina (USHS)
Bailey, Justin	2	52	RW	Kitchener (OHL)
Baptiste, Nicholas	3	69	RW	Sudbury (OHL)
Petersen, Cal	5	129	G	Waterloo (USHL)
Possler, Gustav	5	130	RW	MODO Jr. (Sweden)
Florentino, Anthony	5	143	D	South Kent (USHS)
Malone, Sean	6	159	C	US Under-18 (USHL)
Locke, Eric	7	189	C	Saginaw (OHL)

2014

PLAYER	RD.	NO.	POS.	AMATEUR TEAM
Reinhart, Sam	1	2	C	Kootenay (WHL)
Lemieux, Brendan	2	31	LW	Barrie (OHL)
Cornel, Eric	2	44	C	Peterborough (OHL)
Karabacek, Vaclav	2	49	RW	Gatineau (QMJHL)
Johansson, Jonas	3	61	G	Brynas Jr. (Sweden)
Martin, Brycen	3	74	D	Swift Current (WHL)
Willman, Maxwell	5	121	C	Williston-North Hampton (USHS)
Brown, Christopher	6	151	C	Cranbrook Kingswood (USHS)
Olofsson, Victor	7	181	RW	MODO Jr. (Sweden)

2015

PLAYER	RD.	NO.	POS.	AMATEUR TEAM
Eichel, Jack	1	2	C	Boston University (H-East)
Guhle, Brendan	2	51	D	Prince Albert (WHL)
Borgen, William	4	92	D	Moorhead (USHS)
Stephens, Devante	5	122	D	Kelowna (WHL)
Estephan, Giorgio	6	152	C	Lethbridge (WHL)
Chukarov, Ivan	7	182	D	Minnesota (NAHL)

2016

PLAYER	RD.	NO.	POS.	AMATEUR TEAM
Nylander, Alexander	1	8	LW	Mississauga (OHL)
Asplund, Rasmus	2	33	C	Farjestad (Sweden)
Pu, Cliff	3	69	RW	London (OHL)
Fitzgerald, Casey	3	86	D	Boston College (H-East)
Murray, Brett	4	99	LW	Carleton Place (CCHL)
Nyberg, Philip	5	129	D	Linkoping Jr. (Sweden)
Budik, Vojtech	5	130	D	Prince Albert (WHL)
Hagel, Brandon	6	159	LW	Red Deer (WHL)
Osmanski, Austin	7	189	D	Mississauga (OHL)
Glotov, Vasily	7	190	C	Lvy St. Petersburg 2 (Russia)

1970

DATE	TRANSACTION
6-9-70	Selected Kevin O'Shea, Cliff Schmautz, Brian McDonald and Bill Inglis in the Inter-League Draft.
6-9-70	Claimed Joe Daley on waivers from Pittsburgh.
6-10-70	Selected Tom Webster, Al Hamilton, Don Marshall, Tracy Pratt, Jim Watson, Francois Lacombe, Phil Goyette, Reg Fleming, Mike McMahon, Skip Krake, Jean-Guy Lagace, Craig Cameron, Chris Evans, Doug Barrie, Gerry Meehan, Paul Terbenche, Brian Perry, Howie Menard, Rocky Farr and Gary Edwards in the NHL Expansion Draft.
6-10-70	Traded Tom Webster to Detroit for Roger Crozier.
6-10-70	Purchased Ted Hodgson from the New York Rangers.
9-2-70	Purchased Floyd Smith and Brent Imlach from Toronto.
10-2-70	Traded Craig Cameron to St. Louis for Ron Anderson.
10-9-70	Purchased Dave Dryden from Pittsburgh.
10-19-70	Purchased Bill Sutherland from Philadelphia; traded Sutherland to St. Louis for future considerations.
11-2-70	Claimed Steve Atkinson on waivers from Boston.
11-2-70	Claimed Paul Andrea on waivers from California.
11-3-70	Claimed Bob Baun on waivers from Detroit.
11-4-70	Traded Bob Baun to St. Louis for Jean-Guy Talbot and Larry Keenan.
11-25-70	Traded Mike McMahon to Los Angeles for Eddie Shack and Dick Duff.
12-28-70	Lost Cliff Schmautz on waivers to Philadelphia.

1971

DATE	TRANSACTION
1-24-71	Traded Jean-Guy Legace to Pittsburgh for Terry Ball.
5-25-71	Traded Joe Daley to Detroit for Don Luce and Mike Robitaille.
6-8-71	Selected Danny Lawson from Minnesota, Rod Zaine from Pittsburgh, Rene Robert and Ken Murray from Toronto, Ray McKay from Chicago, Tom Miller from Detroit and Hugh Harris from Montreal and lost Don Marshall to Toronto, Gary Edwards to Los Angeles and Rene Robert to Pittsburgh in Intra-League Draft.
11-16-71	Traded Larry Keenan to Philadelphia for Larry Mickey.
12-16-71	Traded Doug Barrie and Mike Keeler to Los Angeles for Mike Byers and Larry Hillman.

1972

DATE	TRANSACTION
1-14-72	Traded a second-round draft choice in 1972 (Larry Sacharuk) to the New York Rangers for Jim Lorentz.
3-3-72	Lost Kevin O'Shea on waivers to St. Louis.
3-4-72	Acquired Rene Robert from Pittsburgh for Eddie Shack.
3-5-72	Traded Chris Evans to St. Louis for George Morrison and a second-round draft choice in 1972 (Larry Carriere).
3-5-72	Sold Phil Goyette to the New York Rangers.
6-5-72	Acquired Tim Horton from Pittsburgh in Intra-League Draft.
6-6-72	Lost Tom Miller and Ken Murray to the New York Islanders and Rod Zaine to Atlanta in the Expansion Draft.
6-18-72	Purchased Rod Busniuk from Montreal.
2-14-73	Traded Butch Deadmarsh to Atlanta for Norm Gratton.

1973

DATE	TRANSACTION
6-12-73	Lost Ray McKay to California and acquired Joe Noris from St. Louis in the Intra-League Draft.
6-14-73	Traded Jake Rathwell to St. Louis for Paul Curtis.
12-27-73	Traded Tracy Pratt and John Gould to Vancouver for Jerry Korab.

1974

DATE	TRANSACTION
1-21-74	Traded Paul Curtis to the New York Rangers for Real Lemieux.
3-10-74	Traded Doug Rombough to the New York Islanders for Brian Spencer.
6-10-74	Lost Ron Busniuk to Detroit in Intra-League Draft.
6-12-74	Lost Paul Terbenche to Kansas City and Steve Atkinson and Randy Wyrozub to Washington in the Expansion Draft.
10-14-74	Traded Gerry Meehan and Mike Robitaille to Vancouver for Jocelyn Guevremont and Bryan McSheffrey.

1975

DATE	TRANSACTION
1-27-75	Traded Norm Gratton and a third-round draft choice in 1976 (Ron Zanussi) to Minnesota for Fred Stanfield.
3-3-75	Traded the rights to Garry Lariviere to the New York Islanders for the rights to Gerry Desjardins.
10-1-75	Sold Rocky Farr to Kansas City.
10-1-75	Traded Larry Carriere, a first-round draft choice in 1976 (Greg Carroll) and cash to Atlanta for Jacques Richard.

1976

DATE	TRANSACTION
6-11-76	Traded the rights to free agent Peter McNab to Boston for the rights to free agent Andre Savard.

1977

DATE	TRANSACTION
3-3-77	Sold Roger Crozier to Washington.
9-20-77	Traded Brian Spencer to Pittsburgh for Ron Schock.

1979

DATE	TRANSACTION
2-6-79	Traded Gary McAdam to Pittsburgh for Dave Schultz.
3-12-79	Traded Jocelyn Guevremont to the New York Rangers for a third-round draft choice in 1979 (Jacques Cloutier) and a third-round draft choice in 1980 (Sean McKenna).
6-13-79	Lost Lee Fogolin and Ron Areshenkoff to Edmonton, Terry Martin to Quebec and Dave Given to Hartford in the Expansion Draft.
10-5-79	Traded Rene Robert to Colorado for John Van Boxmeer.
11-13-79	Traded Alex Tidey to Edmonton for John Gould.

1980

DATE	TRANSACTION
3-10-80	Traded Jerry Korab to Los Angeles for a first-round draft choice in 1982 (Phil Housley).
10-30-80	Traded Bill Stewart to St. Louis for Bob Hess and a fourth-round draft choice in 1981 (Anders Wickenberg).

1981

DATE	TRANSACTION
1-12-81	Lost Rick Dudley on waivers to Winnipeg.
3-10-81	Traded Rick Martin to Los Angeles for a third-round draft choice in 1981 (Colin Chisholm) and a first-round draft choice in 1983 (Tom Barrasso).
3-10-81	Traded Don Luce to Los Angeles for a sixth-round draft choice in 1982 (Jeff Parker) and cash.
10-5-81	Acquired Yvon Lambert from Montreal and lost Rob McClanahan to Hartford in Waiver Draft.
12-2-81	Traded Jim Schoenfeld, Danny Gare and Derek Smith to Detroit for Mike Foligno, Dale McCourt and Brent Peterson.
12-2-81	Traded Bob Sauve to Detroit for a conditional first-round draft choice (Sauve was returned to the Sabres after the 1981-82 season).

1982

DATE	TRANSACTION
2-8-82	Acquired Paul Harrison on waivers from Pittsburgh.
6-9-82	Traded Alan Haworth and a third-round draft choice in 1982 (Milan Novy) to Washington for a second-round draft choice (Mike Anderson) and a fourth-round draft choice (Timo Jutila) in 1982.
6-9-82	Traded Don Edwards, Richie Dunn, a second-round draft choice in 1982 (Rich Kromm) and a first-round draft choice in 1983 (Dan Quinn) to Calgary for a first-round draft choice (Paul Cyr) and second-round draft choice (Jens Johansson) in 1982 and a first-round draft choice (Norm Lacombe) and a second-round draft choice in 1983 (John Tucker).
6-9-82	Traded a 12th-round draft choice in 1982 (Marco Callas) to Washington for a 12th-round draft choice in 1983 (Kermit Salfi)

1983

DATE	TRANSACTION
6-6-83	Traded Tony McKegney, Andre Savard, J.F. Sauve and a third-round draft choice in 1983 (Iirvo Jarvi) to Quebec for Real Cloutier and a first-round draft choice in 1983 (Adam Creighton).
10-3-83	Lost John Van Boxmeer to Quebec in the Waiver Draft.

1984

DATE	TRANSACTION
12-6-84	Traded Steve Patrick and Jim Wiemer to the New York Rangers for Dave Maloney and Chris Renaud.

1985

DATE	TRANSACTION
9-9-85	Purchased Don Lever from New Jersey.
10-4-85	Traded Randy Cunneyworth and Mike Moller to Pittsburgh for Pat Hughes.
10-7-85	Lost Brent Peterson to Vancouver in the Waiver Draft.
10-15-85	Traded Bob Sauve to Chicago for a third-round draft choice in 1985 (Kevin Kerr).

1986

DATE	TRANSACTION
1-30-86	Traded Larry Playfair, Sean McKenna and Ken Baumgarter to Los Angeles for Brian Engblom and Doug Smith.
3-11-86	Traded a 12th-round draft choice in 1986 (Doug Kirton) to New Jersey for Phil Russell.
4-22-86	Traded a third-round draft choice in 1987 (Ross Wilson) to Los Angeles for an eighth-round draft choice in 1987 (Tim Roberts) and future considerations.
6-21-86	Traded Gilles Hamel to Winnipeg for Scott Arniel.
10-3-86	Traded Brian Engblom to Calgary for Jim Korn.
10-6-86	Acquired Clark Gillies from the New York Islanders and Wilf Paiement from the New York Rangers while losing Pat Hughes to St. Louis and Mal Davis to Los Angeles in the Waiver Draft.
10-7-86	Traded Ric Seiling to Detroit for future considerations.
11-19-86	Traded a second-round draft choice in 1988 (Martin St. Amour) to Montreal for Tom Kurvers.

1987

DATE	TRANSACTION
3-6-87	Traded Norm Lacombe, the professional rights to Wayne Van Dorp and a fourth-round draft choice in 1987 (Peter Eriksson) to Edmonton for Mark Napier, Lee Fogolin and a fourth-round draft choice in 1987 (John Bradley).
5-22-87	Traded Jim Korn to New Jersey for Jan Ludvig.
6-13-87	Traded Tom Kurvers to New Jersey for a third-round draft choice in 1987 (Andrew MacVicar) and a 10th-round draft choice in 1989 (Mark Astley).
10-5-87	Acquired Ed Hospodar from Philadelphia and Kevin Maguire from Toronto and lost Dave Fenyves to Philadelphia in the Waiver Draft.
10-13-87	Traded Andy Ristau to Minnesota for a sixth-round draft choice in 1988 (David Di Vita).
12-31-87	Traded Paul Cyr and a 10th-round draft choice in 1988 (Eric Fenton) to the New York Rangers for Mike Donnelly and a fifth-round draft choice in 1988 (Alexander Mogilny).

1988

DATE	TRANSACTION
2-11-88	Traded Steve Dykstra and a seventh-round draft choice in 1989 (Davis Payne) to Edmonton for Scott Metcalfe and a ninth-round draft choice in 1989 (Donald Audette).
10-3-88	Acquired Steve Smith from Calgary and lost Doug Smith to Edmonton and Jim Hofford to Los Angeles in the Waiver Draft.
10-3-88	Acquired Wayne Van Dorp from Pittsburgh for a seventh-round draft choice in 1990 (Pat Neaton).
10-21-88	Traded Bob Logan and a ninth-round draft choice in 1989 (Jim Giacin) to Los Angeles for Larry Playfair.
11-12-88	Traded Tom Barrasso and a third-round draft choice in 1990 (Joe Dziedzic) to Pittsburgh for Doug Bodger and Darrin Shannon.
12-26-88	Traded Adam Creighton and future considerations to Chicago for Rick Vaive and future considerations.

1989

DATE	TRANSACTION
2-16-89	Traded Wayne Van Dorp to Chicago for a seventh-round draft choice in 1990 (Viktor Gordiouk).
3-6-89	Traded Calle Johansson and a second-round draft choice in 1989 (Byron Dafoe) to Washington for Clint Malarchuk, Grant Ledyard and a sixth-round draft choice in 1991 (Brian Holzinger).
3-7-89	Traded Lindy Ruff to the New York Rangers for a fifth-round draft choice in 1990 (Richard Smehlik).
6-1-89	Traded Mark Ferner to Washington for Scott McCrory.
6-17-89	Traded Joe Reekie to the New York Islanders for a sixth-round draft choice in 1989 (Bill Pye).
9-29-89	Traded Jacques Cloutier and a sixth-round draft choice in 1990 (Derek Edgerly) to Chicago for Steve Ludzik and a fifth-round draft choice in 1990 (Todd Bojcun).
10-2-89	Lost Mikael Andersson to Hartford in the Waiver Draft.
10-4-89	Traded a fourth-round draft choice in 1991 (Keith Redmond) to Los Angeles for Dean Kennedy.
11-24-89	Traded Bob Halkidis and future considerations to Los Angeles for Dale DeGray and future considerations.

1990

DATE	TRANSACTION
1-5-90	Traded John Tucker to Washington for future considerations.
3-5-90	Traded Kevin Maguire and a second-round draft choice in 1990 (Mikael Renberg) to Philadelphia for Jay Wells and a fourth-round draft choice in 1991 (Peter Ambroziak).
6-16-90	Traded Phil Housley, Scott Arniel, Jeff Parker and a first-round draft choice in 1990 (Keith Tkachuk) to Winnipeg for Dale Hawerchuk and a first-round draft choice in 1990 (Brad May).
7-3-90	Purchased John Tucker from the Washington Capitals.
7-9-90	Traded Ray Sheppard to the New York Rangers for cash and future considerations.
9-30-90	Traded Mike Donnelly to Los Angeles for Mikko Makela. Traded Shawn Anderson to Washington for Bill Houlder.
12-17-90	Traded Mike Foligno and an eighth-round draft choice in 1991 (Thomas Kucharcik) to Toronto for Lou Franceschetti and Brian Curran.

1991

DATE	TRANSACTION
1-21-91	Traded John Tucker to the New York Islanders for future considerations.
3-5-91	Traded the rights to Ken Priestlay to Pittsburgh for Tony Tanti. Acquired Steve Weeks from Vancouver for future considerations.
5-26-91	Traded Darcy Wakaluk to Minnesota for an eighth-round draft choice in 1991 (Jiri Kuntos).
5-30-91	Lost Greg Paslawski to San Jose in the expansion draft.
6-22-91	Acquired Tom Draper from Winnipeg for future considerations (Buffalo's seventh-round choice in 1992 - Artur Oktyabrev).
10-11-91	Traded Darrin Shannon, Dean Kennedy and Mike Hartman to Winnipeg for Dave McLlwain, Gord Donnelly, Winnipeg's fifth-round choice (Yuri Khmylev) in 1992 and future considerations.
10-24-91	Acquired Colin Patterson from Calgary for future considerations.
10-25-91	Traded Pierre Turgeon, Uwe Krupp, Dave McLlwain and Benoit Hogue to the New York Islanders for Pat LaFontaine, Randy Wood and Randy Hillier.

1992

DATE	TRANSACTION
3-9-92	Traded Dave Snuggerud to San Jose for Wayne Presley. Traded Jay Wells to the New York Rangers for Randy Moller.
3-10-92	Traded Kevin Haller to Montreal for Petr Svoboda. Acquired Dave Hannan from Toronto for a sixth-round draft choice (Chris Deruiter) in 1992.
6-15-92	Traded Christian Ruuttu and future considerations to Winnipeg for Stephane Beauregard.
6-18-92	Lost Darcy Loewen and Brad Miller to Ottawa in the expansion draft.
8-7-92	Traded Stephane Beauregard and future considerations (fourth-round pick in 1993 - Eric Daze) to Chicago for Dominik Hasek.
10-9-92	Claimed Bob Sweeney on waivers from Boston.

1993

DATE	TRANSACTION
2-3-93	Traded Dave Andreychuk, Daren Puppa, and the team's first-round draft choice in 1993 (Kenny Jonsson) to Toronto for Grant Fuhr and the Maple Leafs' fifth-round pick (Kevin Popp) in the 1995 Draft.
3-22-93	Traded Mike Ramsey to the Pittsburgh Penguins for Bob Errey.
6-24-93	Lost Bill Houlder and Bob Corkum to Anaheim in the expansion draft.
9-1-93	Traded Jozef Cierny and a future draft choice (fourth round in 1994 - Jussi Tarvainen) to Edmonton for Craig Simpson.
9-30-93	Traded Tom Draper to the New York Islanders for future considerations (Steve Plouffe, 7th-round choice, 1994 Draft).
10-27-93	Traded Keith Carney and a future draft choice (sixth-round pick in 1995 - Marc Magliarditi) to Chicago for Craig Muni and Chicago's fifth-round choice in 1995 (Daniel Bienvenue).
12-15-93	Traded Gord Donnelly to the Dallas Stars for James Black and a conditional draft choice in 1994 (Steve Webb).

1994

DATE	TRANSACTION
7-8-94	Acquired Kevin McClelland from the Winnipeg Jets in exchange for future considerations.
7-26-94	Traded Sean O'Donnell to the Los Angeles Kings for Doug Houda.

1995

DATE	TRANSACTION
1-18-95	Lost Randy Wood to Toronto in the Waiver Draft.
2-14-95	Traded Philippe Boucher, Grant Fuhr, and Denis Tsygurov to Los Angeles for Charlie Huddy, Robb Stauber, Alexei Zhitnik, and a fifth-round draft choice in 1995 (Marian Menhart).
4-7-95	Traded Petr Svoboda to Philadelphia for Garry Galley. Traded Ken Sutton to Edmonton for Scott Pearson.
7-8-95	Traded Alexander Mogilny and a fifth-round draft choice in 1995 (Todd Norman) to Vancouver for Mike Peca, Mike Wilson, and a first-round draft choice in 1995 (Jay McKee).
10-2-95	Lost Bob Sweeney to New York Islanders and claimed Brent Hughes from Boston and Rob Conn from New Jersey in the Waiver Draft.
11-16-95	Traded Doug Bodger to San Jose for Vaclav Varada, Martin Spanhel, Philadelphia's fourth-round draft pick in 1996 (Mike Martone), and either the Flyers' or Toronto's first-round draft pick in 1996 (to be determined by Philadelphia prior to the draft).

1996

DATE	TRANSACTION
2-1-96	Acquired Bob Boughner from the Florida Panthers in exchange for a conditional fourth-round draft choice in 1996 (Chris Allen).
2-15-96	Traded Craig Muni and the first-round draft pick in the 1996 draft (Daniel Briere) acquired in the three-team trade in November, 1995 involving San Jose, Philadelphia, and Buffalo, in exchange for Darryl Shannon and Michal Grosek.
3-19-96	Traded Charlie Huddy and a seventh-round draft pick in 1996 (Daniel Corso) to the St. Louis Blues for Denis Hamel.
3-20-96	Traded Dave Hannan to the Colorado Avalanche for a sixth-round draft choice in the 1996 NHL Draft. Also traded Yuri Khmylev and an eighth-round pick in 1996 (Andrei Podkonicky) to St. Louis for a second-round draft choice in 1996 (Cory Sarich), a third-round pick in 1997 (Maxim Afinogenov), and defenseman Jean-Luc Grand-Pierre.

1997

DATE	TRANSACTION
3-18-97	Traded Barrie Moore and Craig Millar to Edmonton in exchange for Miroslav Satan.
9-24-97	Acquired Jason Woolley from the Pittsburgh Penguins in exchange for a 1998 fifth-round draft choice (Robert Scuderi).
9-29-97	Traded Pat LaFontaine to the New York Rangers in exchange for a second-round draft pick in 1998 (Andrew Peters) and future considerations.
11-12-97	Traded Andrei Trefilov to the Chicago Blackhawks for an undisclosed 1998 draft choice.

1998

DATE	TRANSACTION
2-4-98	Acquired Geoff Sanderson from the Vancouver Canucks in exchange for Brad May and a third-round draft pick in 1999.
3-24-98	Acquired Paul Kruse and Jason Holland from the New York Islanders in exchange for Jason Dawe. Note: Holland was assigned to Rochester following trade.
6-18-98	Acquired Kay Whitmore, a second-round draft choice in 1998 (Jaroslav Kristek) and future considerations from the San Jose Sharks in exchange Steve Shields and a fourth-round draft pick in 1998 (Miroslav Zalesak). Note: Did not extend qualifying offer to Whitmore (on 7-1-98), making goaltender an unrestricted free agent.
6-26-98	Bob Boughner selected by the Nashville Predators in the 1998 Expansion Draft held in Buffalo.
12-18-98	Rumun Ndur claimed off waivers by New York Rangers. Traded Donald Audette to the Los Angeles Kings in ex change for a 1999 second-round draft choice (Milan Bartovic).

1999

DATE	TRANSACTION
3-11-99	Acquired Stu Barnes from the Pittsburgh Penguins in exchange for Matthew Barnaby.
3-23-99	Acquired Joe Juneau and a 1999 third-round draft choice (Tim Preston) from the Washington Capitals in exchange for Alexei Tezikov. Traded Mike Wilson to the Florida Panthers in exchange for Rhett Warrener and a 1999 fifth-round draft choice (Ryan Miller). Traded Derek Plante to the Dallas Stars in exchange for a 1999 second-round draft choice (Michael Zigomanis).
6-25-99	Darryl Shannon selected by Atlanta Thrashers in the 1999 Expansion Draft. Sent Dean Sylvester to the Atlanta Thrashers for future considerations.

2000

DATE	TRANSACTION
1-23-00	Acquired Vladimir Tsyplakov from Los Angeles in exchange for an eighth-round draft choice in the 2000 NHL Draft.
3-10-00	Acquired Chris Gratton and a second-round draft choice in 2001 (Derek Roy) from Tampa Bay in exchange for Wayne Primeau, Brian Holzinger, Cory Sarich, and a third-round pick in the 2000 NHL Draft. Acquired Doug Gilmour and Jean-Pierre Dumont from Chicago in exchange for Michal Grosek.
6-23-00	Dwayne Roloson and Geoff Sanderson selected by Columbus in the 2000 Expansion Draft. Sent Jean-Luc Grand-Pierre, Matt Davidson and fifth-round picks in 2000 and 2001 Draft to Columbus in exchange for future considerations.
10-6-00	Claimed Peter Skudra off waivers from Boston.

2001

DATE	TRANSACTION
3-13-01	Acquired Donald Audette from Atlanta for Kamil Piros and a fourth-round pick in 2001 NHL Draft; acquired Steve Heinze from Columbus for a third-round draft pick in 2001 NHL Draft.
6-24-01	Traded Michael Peca to the New York Islanders for Tim Connolly and Taylor Pyatt.
7-1-01	Traded Dominik Hasek to Detroit for Vyacheslav Kozlov, a first-round draft pick in the 2002 NHL Draft and future considerations.

2002

DATE	TRANSACTION
6-22-02	Traded Vyacheslav Kozlov and the 41st pick in the 2002 NHL Draft to Atlanta for the 31st and 82nd picks in the 2002 NHL Draft; Acquired Jochen Hecht from Edmonton for the 31st and 82nd picks in the 2002 NHL Draft.
7-24-02	Acquired Adam Mair and a fifth-round draft choice in the 2003 NHL Draft from Los Angeles in exchange for Erik Rasmussen.
11-16-02	Traded Jason Woolley to Detroit for future considerations.

2003

DATE	TRANSACTION
2-25-03	Acquired Jakub Klepis from Ottawa in exchange for Vaclav Varada and a fifth-round draft pick in 2003 NHL Draft.
3-10-03	Traded Stu Barnes to Dallas for Mike Ryan and Dallas' second-round draft choice in the 2003 NHL Draft (Branislav Fabry).
3-10-03	Traded Rob Ray to Ottawa for future considerations.
3-11-03	Acquired Daniel Briere and Phoenix's third-round pick in the 2004 NHL Draft (Andrej Sekera) for Chris Gratton and Buffalo's fourth-round choice in the 2004 Draft (Liam Reddox).
7-3-03	Acquired Steven Reinprecht from Colorado in exchange for Keith Ballard; Acquired Chris Drury and Steve Begin from Calgary in exchange for Rhett Warrener and Reinprecht.

2004

DATE	TRANSACTION
3-08-04	Acquired Brad Brown and a sixth-round pick in the 2005 NHL Draft (Vyacheslav Buravchikov) from Minnesota in exchange for a fourth-round pick in the 2005 NHL Draft.
3-09-04	Acquired Jeff Jillson and a ninth-round pick in the 2005 NHL Draft from San Jose in exchange for Curtis Brown and Andy Delmore; Acquired Mike Grier from Washington in exchange for Jakub Klepis.

2005

DATE	TRANSACTION
8-25-05	Acquired Toni Lydman from Calgary in exchange for a third-round pick in the 2006 NHL Draft.

2006

DATE	TRANSACTION
3-09-06	Traded Mika Noronen to Vancouver in exchange for a second-round pick in the 2006 NHL Draft (Jhonas Enroth).

2007

DATE	TRANSACTION
2-27-07	Acquired Dainius Zubrus and Timo Helbling from Washington for Jiri Novotny and Buffalo's first-round pick in the 2007 Draft; acquired Ty Conklin from Columbus in exchange for Buffalo's fifth-round pick in the 2007 Draft; acquired Mikko Lehtonen from Nashville in exchange for Buffalo's fourth-round pick in the 2007 Draft; traded Martin Biron to Philadelphia for their second-round pick in the 2007 Draft (TJ Brennan).

2008

DATE	TRANSACTION
2-26-08	Acquired Steve Bernier and a first-round pick in 2008 Draft (Tyler Ennis) from San Jose in exchange for Brian Campbell and a seventh-round pick in 2008 Draft.
7-04-08	Traded Steve Bernier to Vancouver in exchange for a second-round pick in 2010 Draft and a third-round pick in 2009 Draft; Acquired Craig Rivet and a seventh-round pick in 2010 Draft from San Jose in exchange for a second-round pick in 2009 Draft and a second-round pick in 2010 Draft.
10-1-08	Claimed Matt Ellis off waivers from Los Angeles.

2009

DATE	TRANSACTION
3-4-09	Acquired Mikael Tellqvist from Phoenix in exchange for a Buffalo's fourth-round pick in the 2010 NHL Draft; Acquired Dominic Moore from Toronto in exchange for Buffalo's second-round pick in the 2009 NHL Draft; Acquired Edmonton's second-round pick in the 2009 NHL Draft in exchange for Ales Kotalik.
10-20-09	Acquired third-round pick in the 2010 NHL Draft and conditional 2010 draft pick from Boston in exchange for Daniel Paille.

2010

DATE	TRANSACTION
3-3-10	Acquired Raffi Torres from Columbus in exchange for Nathan Paetsch and second-round pick (previously acquired from Vancouver) in the 2010 NHL Draft; Acquired third- and fourth-round picks in 2010 Draft from Atlanta in exchange for Clarke MacArthur.

2011

DATE	TRANSACTION
2-26-11	Lost Craig Rivet on waivers to Columbus.
2-27-11	Acquired Brad Boyes from St. Louis in exchange for a second-round pick in the 2011 NHL Draft.
6-25-11	Acquired Robyn Regehr, Ales Kotalik and a second-round pick in the 2012 NHL Draft from Calgary in exchange for Paul Byron and the rights to Chris Butler.

2012

DATE	TRANSACTION
2-27-12	Acquired Cody Hodgson and Alexander Sulzer from Vancouver in exchange for Zack Kassian and Marc-Andre Gragnani.
2-27-12	Acquired a first-round pick in the 2012 NHL Draft from Nashville in exchange for Paul Gaustad and a fourth-round pick in the 2013 NHL Draft.
6-29-12	Acquired rights to Christian Ehrhoff from the New York Islanders in exchange for a fourth-round pick in the 2012 NHL Draft.
7-2-12	Acquired Steve Ott and Adam Pardy from Dallas in exchange for Derek Roy.

2013

DATE	TRANSACTION
3-15-13	Acquired a fifth-round pick (Gustav Possler) in the 2013 NHL Draft from Florida in exchange for TJ Brennan.
3-30-13	Acquired a second-round pick (Justin Bailey) and a fifth-round pick (Anthony Florentino) in the 2013 NHL Draft from the St. Louis Blues in exchange for Jordan Leopold.
4-1-13	Acquired a second-round pick in the 2014 NHL Draft and a second-round pick in the 2015 NHL Draft from the Los Angeles Kings in exchange for Robyn Regehr.
4-3-13	Acquired Johan Larsson, Matt Hackett, a first-round pick (Nikita Zadorov) in the 2013 NHL Draft and a second-round pick in the 2014 NHL Draft from the Minnesota Wild in exchange for Jason Pominville.
6-30-13	Acquired Jamie McBain and a second-round pick (J.T. Compher) in the 2013 NHL Draft from the Carolina Hurricanes in exchange for Andrej Sekera.
10-27-13	Acquired Matt Moulson, a first-round pick in the 2015 NHL Draft and a second-round pick (Brendan Guhle) in the 2015 NHL Draft from the New York Islanders in exchange for Thomas Vanek
11-27-13	Claimed Matt D'Agostini off waivers from Pittsburgh
11-28-13	Lost Corey Tropp on waivers to Columbus
12-19-13	Acquired Linus Omark from the Edmonton Oilers in exchange for a conditional sixth-round pick in the 2014 NHL Draft

2014

DATE	TRANSACTION
1-3-14	Claimed Zenon Konopka off waivers from the Minnesota Wild
2-28-14	Acquired Jaroslav Halak, Chris Stewart, William Carrier, a first-round pick in the 2015 NHL Draft and third-round pick in the 2016 NHL Draft from St. Louis in exchange for Ryan Miller and Steve Ott
3-5-14	Acquired Nicolas Deslauriers and Hudson Fasching from Los Angeles in exchange for Brayden McNabb, Jonathan Parker, a second-round pick in the 2014 NHL Draft and a second-round pick in the 2015 NHL Draft; Acquired Michal Neuvirth and Rostislav Klesla from Washington in exchange for Jaroslav Halak and a third-round pick in the 2015 NHL Draft; Acquired Torrey Mitchell, a second-round pick in the 2014 NHL Draft and a second-round pick in the 2016 NHL Draft from Minnesota in exchange for Matt Moulson and Cody McCormick; Claimed Cory Conacher off waivers from Ottawa
7-1-14	Acquired Josh Gorges from Montreal in exchange for a second-round pick in the 2016 NHL Draft.
7-9-14	Acquired Jordan Samuels-Thomas from Winnipeg in exchange for a conditional seventh-round pick in the 2015 NHL Draft.
12-16-14	Acquired Jerry D'Amigo from Columbus in exchange for Luke Adam.

2015

DATE	TRANSACTION
2-11-15	Acquired Evander Kane, Zach Bogosian and Jason Kasdorf from Winnipeg in exchange for Drew Stafford, Tyler Myers, Joel Armia, the rights to Brendan Lemieux and a first-round pick in the 2015 NHL Draft; Acquired Anders Lindback and a conditional third-round pick in the 2016 NHL Draft from Dallas in exchange for Jhonas Enroth.
3-2-15	Acquired a fifth-round pick in the 2016 NHL Draft in exchange for Brian Flynn; Acquired Chad Johnson and a third-round pick in the 2016 NHL Draft from the New York Islanders in exchange for Michal Neuvirth; Acquired Jack Nevins and a seventh-round pick in the 2016 NHL Draft from Montreal in exchange for Torrey Mitchell; Acquired a second-round pick in the 2017 NHL Draft from Minnesota in exchange for Chris Stewart.
6-26-15	Acquired Robin Lehner and David Legwand from Ottawa in exchange a first-round pick in the 2015 NHL Draft; Acquired Ryan O'Reilly and Jamie McGinn from Colorado in exchange for Nikita Zadorov, Mikhail Grigorenko, J.T. Compher and a second-round pick in the 2015 NHL Draft.

2016

DATE	TRANSACTION
2-23-16	Acquired a third-round pick in the 2017 NHL Draft from Washington in exchange for Mike Weber.
2-27-16	Acquired Alex Guptill, Eric O'Dell, Cole Schneider and Michael Sdao from Ottawa in exchange for Jason Akeson, Jerome Leduc and Philip Varone.
2-29-16	Acquired a conditional third-round pick in the 2016 NHL Draft from Anaheim in exchange for Jamie McGinn.
6-20-16	Acquired the rights to Jimmy Vesey from Nashville in exchange for a third-round pick in the 2016 NHL Draft.
6-25-16	Acquired Dmitry Kulikov and a second-round pick in the 2016 NHL Draft from Florida in exchange for Mark Pysyk, a second-round pick in the 2016 NHL Draft and a third-round pick in the 2016 NHL Draft.
7-2-16	Acquired Anders Nilsson from St. Louis in exchange for a fifth-round pick in the 2017 NHL Draft.

MISCELLANEOUS

TELEVISION

In June 2016, the Sabres and MSG Networks announced a new, long-term rights agreement for Buffalo Sabres games and the creation of "MSG Western New York," a comprehensive programming partnership that will air new content relating to the Sabres and other Pegula Sports and Entertainment properties on MSG in Western New York.

In the 2016-17 season, the Sabres and MSG will continue their partnership in which MSG will own the exclusive local rights to telecast the team's games. MSG Networks, an industry leader in production and technology, is the nation's longest-running regional sports network and part of Madison Square Garden L.P.

All Sabres telecasts on MSG are produced and broadcast by the team's in-house broadcasting team and feature the Sabres broadcasters and analysts exclusively.

Calling the action on MSG telecasts and on WGR 550 AM is Foster Hewitt Award winner and Sabres Hall-of-Famer Rick Jeanneret, who embarks on his 45th year behind the microphone in 2016-17, and veteran broadcaster Dan Dunleavy, who returns for his fourth season with the Sabres' broadcast team. In addition to his play-by-play duties, Dunleavy will serve as on-air talent for Sabres pre- and post-game broadcasts and will have a substantial presence on Sabres.com.

Rob Ray, a 13-year veteran of Sabres broadcasts, is in his fifth season as the full-time color analyst. After joining the broadcast team in 2003-04, Ray served as a second color analyst and the "between-the-glass" reporter for eight seasons before stepping into his current role. In his role as color analyst, Ray remains at ice level to provide a close-up perspective of the game's action.

Brian Duff, who joined the Sabres broadcast team in 2011-12, will again serve as the full-time in-game host for all Sabres broadcasts on MSG. In that role, Duff will host the Tops Game Night pregame show before all games, the Lexus Post Game Report and the intermission reports between periods.

Veteran broadcaster Brad May will once again be a mainstay across all Sabres platforms in 2016-17, providing in-depth analysis before, during and after games.

Buffalo Sabres hockey on MSG is produced by Joe Pinter and directed by Eric Grossman.

RICK JEANNERET — PLAY-BY-PLAY ANNOUNCER

Currently the longest-tenured broadcaster in hockey, Rick Jeanneret will begin his 45th year behind the microphone calling the action for Buffalo Sabres games. Jeanneret was the 2012 recipient of the Foster Hewitt Memorial Award – the most prestigious award given to hockey broadcasters – and was formally recognized by the Hockey Hall of Fame in November 2012. He was inducted into the Sabres Hall of Fame in 2011 and was inducted into the Greater Buffalo Sports Hall of Fame in fall 2012.

With his vast knowledge of the game and his unwavering enthusiasm for hockey, Jeanneret's distinct voice has been synonymous with the Buffalo Sabres for over four decades. He began his prolific career with the Sabres in the 1971-72 season as the club's radio play-by-play announcer and served primarily in that role until 1995, when he began calling the action for the team's televised games as well. His memorable calls and player nicknames have become forever linked with Sabres history for generations of fans.

Jeanneret's career officially began in 1963, when the St. Catharines, Ontario native filled in for the regular announcer at a Niagara Falls Flyers (Junior A) game. He went on to become the color analyst for one season before moving to the play-by-play position in 1965.

Jeanneret currently resides in Niagara Falls, Ontario with his wife, Sandra. Rick has two sons, Mark and Chris.

DAN DUNLEAVY — SABRES BROADCASTER/PLAY-BY-PLAY ANNOUNCER

Prior to joining the Sabres broadcast team in 2013, Dunleavy spent 19 years at Sportsnet Radio and The Fan 590 Toronto. In addition to filling in as a play-by-play voice for the Sabres in the 2010-11 season, Dunleavy's experience includes nine years of play-by-play for the IIHF World Junior Hockey Championship, the 2008 IIHF World Hockey Championship in Halifax and Quebec City, Men's and Women's Hockey at the 2010 Vancouver Olympics, the OHL's Mississauga Majors, and Canadian Hockey League and American Hockey League games on Rogers Sportsnet. The Toronto native has also called soccer and lacrosse games, serving as the play-by-play voice for the National Lacrosse League's Toronto Rock on The Fan 590 and the radio and television play-by-play voice for Toronto FC on Sportsnet TV/Radio and TSN 1050 Radio.

ROB RAY — COLOR ANALYST

Rob Ray, who begins his 14th season on Buffalo Sabres broadcasts, will be entering his fifth season as the full-time color analyst for all Sabres games this season. After joining the broadcast team in 2003-04, Ray has served as a color analyst and the "between-the-benches" reporter for the past 13 years. In his role as color analyst, Ray will remain at ice level to provide a close-up perspective of the game's action.

Ray's hockey expertise stems from his 16-year NHL career as a right wing, 14 seasons of which were spent with the Sabres. Known for his toughness on the ice, Ray ranks sixth in NHL history for career penalty minutes (3,207) and holds the Sabres' team record in the same category with 3,189 penalty minutes. Ray played in 900 total NHL games during his career and 889 games with the Sabres, the fourth-most in franchise history.

Despite being one of the game's toughest enforcers, Ray was also awarded the NHL's King Clancy Memorial Award in 1999 for his leadership and humanitarianism. He remains as one of the Sabres' most active alumni, currently serving as president of the Sabres Alumni Association. Ray and his wife, Julianne, live in Grand Island, New York with their son, Rob Jr., and their daughter, Jordan.

BRIAN DUFF — IN-GAME HOST

A 25-year broadcasting veteran, Brian Duff begins his fourth full season as the in-game host for all Buffalo Sabres broadcasts. He joined the broadcast team in 2011-12 on a part-time basis in the same role for many of the team's road games.

Duff came to the Sabres after spending five seasons with the NHL Network, most recently as host of NHL on the Fly and NHL Tonight.

Prior to joining NHL Network, Duff spent six years as the pre- and post-game host for Toronto Maple Leafs hockey on Leafs TV. His extensive hockey broadcasting career also includes stints as the radio host for pre- and post-game coverage of the Ottawa Senators and Edmonton Oilers and radio game analyst for the Senators and the WHL's Medicine Hat Tigers.

In addition, Duff has provided play-by-play for the National Lacrosse League on Versus and TSN, including the 2010 and 2011 championship games. He worked at The Score as an anchor and reporter and provided play-by-play for Ottawa Rebel lacrosse and the Mann Cup. Duff has also freelanced for multiple media outlets including ESPN and the Associated Press.

Duff, who grew up in Whitby, Ontario, holds a broadcasting diploma from Mount Royal College in Calgary and currently resides in Hamburg, New York with his wife, Leilon, and their children, Isabelle and Rhiannon.

RADIO BROADCAST

Sabres coverage on the radio can be found exclusively on WGR 550, the team's radio partner for more than 25 years. Game-day broadcasts include the action from Jeanneret and Ray, along with a post-game show hosted by Brian Koziol featuring a complete game recap, player interviews and scores from around the league. Paul Hamilton, who returns as the station's Sabres beat reporter, will provide live updates from Sabres games and practices all season long.

Returning for its fifth season is the team's flagship radio program, renamed *The Instigators* for the 2016-17 season. The show is broadcast live, year-round from 10 a.m. to 12 p.m. Monday through Friday. The program is an additional outlet for Sabres fans to hear exclusive interviews, analysis, team updates, and recaps of Sabres games and practices.

Serving as hosts of *The Instigators* are former Sabres Andrew Peters and Craig Rivet. Peters was a member of the Sabres for five seasons, from 2003-04 to 2008-09 before joining the show full-time in 2014-15. Rivet, who joined Peters as a co-host in 2016, begins his first full season in the role after captaining the Sabres from 2008 to 2011.

MEDIA INFORMATION

Requests for information should be directed to the Sabres' Media Relations Department, Buffalo Sabres, KeyBank Center, One Seymour H. Knox, III Plaza, Buffalo, NY 14203. The main office phone number is (716) 855-4100.

BUFFALO SABRES MEDIA RELATIONS STAFF

Chris Bandura
Director of Media Relations
chris.bandura@sabres.com
716.855.4515 (Office)
716.983.6735 (Cell)

Ian Ott
Manager of Media Relations
ian.ott@sabres.com
716.855.4484 (Office)
716.479.5481 (Cell)

Chris Dierken
Coordinator of Media Relations
chris.dierken@sabres.com
716.855.4417 (Office)
716.207.5188 (Cell)

MEDIA WEBSITE: SabresDigitalPressBox.com

CREDENTIALS

Season credentials are available only to those media members who cover the team on a regular basis. Those who need media credentials for an individual game should contact Ian Ott via email (ian.ott@sabres.com) by 5 p.m. the day before a game, and by 5 p.m. on Friday before a Sunday game. All requests for individual game seating should be submitted by the publication editor using a professional email account. Furthermore, freelance photographers will be admitted on an assignment-only basis, which must come from the photo editor. Press box seats are filled on a space-available basis.

**Press credentials can be picked up on the day of a game at the arena's security office until 4:30 p.m. From 4:30 p.m. onward, the passes will be at the media entrance described above (please note that pick up times will be adjusted for afternoon games).*

Credentials should be displayed at all times for admission to the press box, press lounge/work room and dressing room areas.* ***YOUR COOPERATION IS APPRECIATED IN MAINTAINING A WORKING ATMOSPHERE IN THE LOCKER ROOM(S). ABSOLUTELY NO AUTOGRAPH REQUESTS OR UNAUTHORIZED PHOTOGRAPHY WILL BE ALLOWED. VIOLATORS WILL BE ASKED TO LEAVE.*

**All requests for pre-game live shots should be coordinated through Chrisanne Bellas at (716) 855-4476 to ensure location and transmission.*

GAME-DAY PROCEDURES

ENTERING KEYBANK CENTER

Credentialed media can enter the arena through the security entrance, located at the plaza area on the east (Illinois Street) side of the building, aligned with the middle of the parking ramp. Credentials can be picked up at the credential table (located past security) two and a half hours before games or at security before the morning skate.

DIRECTIONS TO PRESS BOX

All media should use the freight elevator, located beyond the credential table, when moving between the Event Level (ground floor, "ER") and the Press Level ("P"). Seating charts are posted throughout the press box to assist in finding designated seating areas.

INTERNET ACCESS

Wireless internet access is available for all visiting media. To access the "Sabres Media" network, enter "season16-17" as the password.

MEDIA DINING

The media dining room is located directly across from the credential table on the Event Level. The cost of game day meals is $11. Snacks and beverages will also be provided in the press box. The dining room opens two hours before the start of the game.

GAME-DAY PROCEDURES

POST-GAME INTERVIEWS

Player availability will begin no later than 10 minutes after the conclusion of each game, in the Sabres locker room. Head Coach Dan Bylsma will be available in the press conference room (on the left just before entering the locker room hallway) following player interviews.

MEDIA WORK AREAS

The media is welcome to work after the game in the press conference room, the media dining room or in the press box. Final stats will be available in the media dining room and the press box. Please note that the media dining room is not available as a work space on the morning of a game day.

**Please note that smoking is prohibited not only in both the press lounge/work room and the press box, but also in the whole arena (under NY State law).*

**There are electrical outlets, ethernet jacks and phone jacks at all seats in the press box, but phone lines are not active unless arrangements are made by calling Mike Queeno at (716) 855-4485.*

PRACTICE SESSIONS/GAMEDAY SKATES

Practice sessions and morning skates on game days are open to the media. Head Coach Dan Bylsma and Sabres players are available to the media following the sessions. Media attending these practices should contact Chris Bandura to verify times and specific player interview needs. Practices that cannot be held at KeyBank Center will take place at HarborCenter. Practice times for the current month can be found at SabresDigitalPressBox.com/media_calendar.

DIRECTIONS

KeyBank Center is on Buffalo's waterfront at the end of Washington Street and is bordered by Main and Illinois Streets and South Park Avenue. There are several parking lots in that area. For directions see below or, for more detailed information, contact the Sabres at (716) 855-4100.

FROM N.Y. STATE THRUWAY (90): Take Interstate 90 to downtown Buffalo to 190 North (exit 53).
Recommended: Take exit 5 (Hamburg Street), turning right onto Hamburg Street. Turn right onto Perry Street (first light) or South Park Avenue (second light). KeyBank Center is two blocks ahead with parking past Michigan Avenue.

ALTERNATE: Stay to the right on exit ramp and exit onto Louisiana Street. Make a left onto Louisiana Street and take it to the first light. Turn right onto Perry Street. KeyBank Center is ahead with parking available on either side of Perry Street.

FROM CANADA AND NORTH: Take the 190 South heading toward downtown Buffalo. Exit at Niagara Street and head toward downtown. Turn right on South Elmwood Avenue (before City Hall) and continue until you cross Church Street, at that point Elmwood becomes Lower Terrace (Adam's Mark Hotel on your right). Travel on Lower Terrace and turn right on Washington. KeyBank Center is at the end of Washington.

TAXI COMPANIES

Airport ..... (716) 633-8294
City Service ..... (716) 852-4000
Downtown..... (716) 852-2428
Kenmore ..... (716) 876-3030
Liberty..... (716) 877-7111
South Buffalo ..... (716) 822-6300

BUFFALO HOTELS

716 AREA CODE

Adam's Mark Buffalo..... 845-5100
Buffalo/Niagara Marriott..... 689-6900
Comfort Suites 633-6000
Courtyard Marriott..... 840-9566
Embassy Suites 842-1000
Hampton Inn 894-8000
HarborCenter Marriott 852-0049
Holiday Inn Downtown 886-2121
Hyatt Regency Buffalo..... 856-1234
Mansion on Delaware..... 886-3300
Radisson Downtown 854-5500
Sheraton Inn Airport..... 681-2400

KEYBANK CENTER

KeyBank Center	Preseason		Tier 1		Tier 2		Tier 3	
SEATING	BOX OFFICE	MINI-PACK	BOX OFFICE	MINI-PACK	BOX OFFICE	MINI-PACK	BOX OFFICE
200 Club Level	$45.00	$145.00	$195.00	$125.00	$155.00	$118.00	$135.00
200 Club Ends	$45.00	$145.00	$195.00	$125.00	$155.00	$118.00	$135.00
100 Lvl Pref Rink	$45.00	N/A	$195.00	N/A	$155.00	N/A	$135.00
100 Lvl II Rink	$45.00	N/A	$195.00	N/A	$155.00	N/A	$135.00
100 Lvl III Rink	$45.00	N/A	$195.00	N/A	$155.00	N/A	$135.00
100 Lvl Pref	$45.00	$131.00	$180.00	$120.00	$150.00	$90.00	$105.00
100 Lvl II	$35.00	$116.00	$155.00	$90.00	$116.00	$75.00	$155.00
100 Lvl III	$30.00	N/A	$133.00	N/A	$95.00	N/A	$89.00
100 Lvl IV	$30.00	N/A	$118.00	N/A	$75.00	N/A	$75.00
300 Lvl I	$30.00	$77.00	$102.00	$75.00	$93.00	$62.00	$62.00
300 Lvl II	$25.00	$64.00	$85.00	$60.00	$72.00	$47.00	$74.00
300 Lvl III	$22.00	$51.00	$70.00	$55.00	$59.00	$43.00	$49.00
300 Lvl IV	$22.00	$51.00	$70.00	$55.00	$59.00	$43.00	$49.00

The Sabres will feature a new dynamic ticket pricing model for all home games in the 2016-17 regular season that will adjust ticket prices to better reflect demand throughout the season. The plan categorizes each game into one of three pricing tiers to determine the initial box office ticket price for individual game tickets based on the opponent, time of the year, day of the week, classic rivalries and games against marquee players. The pricing plan for the 2016-17 season includes eight Tier 1 games, 20 Tier 2 games and 13 Tier 3 games.

Sabres tickets are available in person at the KeyBank Center Box Office.
Tickets may be purchased online at www.sabres.com or www.tickets.com.
To charge tickets by phone, call 1.888.223.6000.

2016-17 BUFFALO SABRES REGULAR-SEASON SCHEDULE

2016 OCTOBER

SUN	MON	TUE	WED	THU	FRI	SAT
						1
2	3	4	5	6	7	8
9	10	11	12	13 7:00 MTL	14	15
16 7:00 @EDM	17	18 9:00 @CGY	19	20 10:00 @VAN	21	22
23	24	25 7:30 @PHI	26	27 7:00 MIN	28	29 1:00 FLA
30 3:00 @WPG	31					

2016 NOVEMBER

SUN	MON	TUE	WED	THU	FRI	SAT
		1 8:00 @MIN	2	3 7:00 TOR	4	5 7:00 @OTT
6	7 7:00 @BOS	8	9 7:30 OTT	10	11 7:00 NJD	12 7:00 @NJD
13	14	15 8:00 @STL	16	17 7:00 TBL	18	19 7:00 PIT
20	21 7:00 CGY	22	23 7:00 DET	24	25 5:00 @WSH	26
27	28	29 7:30 @OTT	30			

2016 DECEMBER

SUN	MON	TUE	WED	THU	FRI	SAT
				1 7:00 NYR	2	3 1:00 BOS
4	5 7:00 @WSH	6 7:00 EDM	7	8	9 7:00 WSH	10
11	12	13 7:00 LAK	14	15	16 7:00 NYI	17 7:00 @CAR
18	19	20 7:30 @FLA	21	22 7:00 CAR	23 7:00 @NYI	24
25	26	27 7:30 @DET	28	29 7:00 BOS	30	31 1:00 @BOS

2017 JANUARY

SUN	MON	TUE	WED	THU	FRI	SAT
1	2	3 7:00 @NYR	4	5 8:30 @CHI	6	7 1:00 WPG
8	9	10 7:00 PHI	11	12 7:30 @TBL	13 7:30 @CAR	14
15	16 1:00 DAL	17 7:30 @TOR	18	19	20 7:00 DET	21 7:00 @MTL
22	23	24 8:00 @NSH	25	26 8:30 @DAL	27	28
29	30	31 7:30 @MTL				

2017 FEBRUARY

SUN	MON	TUE	WED	THU	FRI	SAT
			1	2 7:30 NYR	3	4 7:00 OTT
5	6 7:00 @NJD	7 7:00 SJS	8	9 7:00 ANA	10	11 7:00 @TOR
12 7:30 VAN	13	14 7:30 @OTT	15	16 7:30 COL	17	18 1:00 STL
19 6:00 CHI	20	21	22	23	24	25 10:00 @COL
26 8:30 @ARI	27	28 7:00 NSH				

2017 MARCH

SUN	MON	TUE	WED	THU	FRI	SAT
			1	2 7:00 ARI	3	4 7:00 TBL
5 5:00 @PIT	6	7 7:30 PHI	8	9	10 7:00 @CBJ	11 7:00 CBJ
12	13	14 10:30 @SJS	15	16 10:30 @LAK	17 10:00 @ANA	18
19	20 7:30 @DET	21 7:00 PIT	22	23	24	25 7:00 TOR
26	27 7:00 FLA	28 7:00 @CBJ	29	30	31	

2017 APRIL

SUN	MON	TUE	WED	THU	FRI	SAT
						1
2 3:00 NYI	3 7:00 TOR	4	5 7:30 MTL	6	7	8 7:00 @FLA
9 5:00 @TBL	10	11	12	13	14	15
16	17	18	19	20	21	22
23	24	25	26	27	28	29
30						

Home Games

Away Games

SEPTEMBER 2016

17 – Oct. 1	2016 World Cup of Hockey tournament (Air Canada Centre, Toronto, Ont.)
22	Training camps open
22	CCM/USA Hockey All-American Prospects Game (Philadelphia, Pa.)
25	Preseason schedule begins

OCTOBER 2016

2	2016 Kraft Hockeyville™ Canada (Kal Tire Place, Vernon, B.C.) Los Angeles Kings vs. Edmonton Oilers
4	2016 Kraft Hockeyville™ USA (Lakeview Arena, Marquette, Mich.) Carolina Hurricanes vs. Buffalo Sabres
11	Opening day playing rosters set (5 p.m. ET)
12	Opening night: 2016-17 NHL regular season begins Edmonton Oilers play first NHL game at Rogers Place (vs. Calgary)
13	Pittsburgh Penguins raise Stanley Cup banner Washington Capitals at Pittsburgh Penguins
22	2016 Tim Hortons NHL Heritage Classic™ Alumni Game: Investors Group Field (Winnipeg, Man.)
23	2016 Tim Hortons NHL Heritage Classic™ Edmonton Oilers at Winnipeg Jets Investors Group Field (Winnipeg, Man.)
24 – Nov. 18	Hockey Fights Cancer Awareness Month

NOVEMBER 2016

11	Hockey Hall of Fame Game: Philadelphia Flyers at Toronto Maple Leafs
14	Hockey Hall of Fame induction ceremony (Toronto, Ont.) Inductees: Eric Lindros, Sergei Makarov, Rogatien Vachon (Player category); Pat Quinn (Builder category); Sam Rosen, Bob Verdi (Media honorees).
15	NHL General Managers Meeting (Toronto, Ont.)
25	2016 Discover NHL Thanksgiving Showdown™ New York Rangers at Philadelphia Flyers (1 p.m. ET)
26	NHL Founders Day (1917)
30	U.S. Hockey Hall of Fame Induction (Philadelphia, Pa.) Inductees: 1996 World Cup of Hockey championship team, Craig Janney, Bill Belisle Celebration of Lester Patrick (Philadelphia, Pa.) Recipients: TBA

DECEMBER 2016

1	Signing deadline for Group 2 free agents (5 p.m. ET)
19-27	Holiday roster freeze in effect: For all players on an NHL active roster, injured reserve, or with non-roster and injured non-roster status as of midnight (local time) Dec. 19, a roster freeze shall apply through midnight (local time Dec. 27, with respect to waivers, trades and loans, subject to the exceptions provided for in CBA Article 16.5 (d).
24-26	Holiday break (no scheduled practices – dressing rooms closed)
26 – Jan. 5	IIHF World Junior Championship (Montreal, Que. & Toronto, Ont.)
31	2017 NHL Winter Classic ® Alumni Game Busch Stadium (St. Louis, Mo.)

NHL CRITICAL DATES

JANUARY 2017

1	NHL Centennial Classic™ Detroit Red Wings at Toronto Maple Leafs BMO Field (Toronto, Ont.)
2	2017 Bridgestone NHL Winter Classic ® Chicago Blackhawks at St. Louis Blues Busch Stadium (St. Louis, Mo.)
10	USHL/NHL Top Prospects Game (Sioux Falls, S.D.)
Week of 16th	NHL Central Scouting Mid-Season Rankings release
27-30	NHL All-Star Break (no games played)
27-29	No scheduled practices – dressing rooms closed
28 – 30	AHL All-Star Classic (Allentown, Pa.)
28	NHL All-Star Skills Competition™ STAPLES Center (Los Angeles, Calif.)
29	2017 NHL All-Star Game STAPLES Center (Los Angeles, Calif.)
30	CHL/NHL Top Prospects Game (Quebec City, Que.)
31	NHL regular season resumes

FEBRUARY 2017

1	Hockey is for Everyone Month
18	17th Annual Scotiabank Hockey Day in Canada (Host: Kenora, Ont.)
25	2017 Coors Light NHL Stadium Series™ Philadelphia Flyers at Pittsburgh Penguins Heinz Field (Pittsburgh, Pa.)
19 – 26	Hockey Week Across America (USA Hockey)

MARCH 2017

1	Trade Deadline (3 p.m. ET)
6-8	NHL General Managers Meeting (Boca Raton, Fla.)

APRIL 2017

6-8	NCAA Frozen Four (United Center, Chicago, Ill.)
9	Last day of regular season Final regular season game at Joe Louis Arena (5 p.m.)
Week of 10th	NHL Central Scouting Final Rankings release
12	Stanley Cup Playoffs begin
13-23	IIHF Under-18 World Championship (Poprad & Spisska Nova Ves, Slovakia)
TBA	2017 NHL Draft Lottery

MAY 2017

5-21	IIHF World Championship (Cologne, Germany & Paris, France)
18-28	CHL Memorial Cup (Windsor, Ont.)
28-June 3	2017 NHL Combine (Buffalo, N.Y.)

JUNE 2017

14	Last possible day for 2017 Stanley Cup Final
23-24	2017 NHL Draft (United Center, Chicago, Ill.)
TBA	2017 NHL Awards

JULY 2017

1	Free agency begins (12 p.m. ET)
5	Deadline for player-elected salary arbitration notification (5 p.m. ET)
6	Deadline for club-elected salary arbitration notification (5 p.m. ET)
20–Aug. 4	Salary arbitration hearings held

AUGUST 2017

6	Deadline for salary arbitration decisions to be rendered

2016-17 NHL OFFICIALS

REFEREES

NAME	NUMBER
Brenk, Jacob*	42
Charron, Francis	6
Chmielewski, Tom*	43
Dwyer, Gord	19
Furlatt, Eric	27
Hanson, Trevor	31
Hebert, Ghislain	22
Hebert, Jean	15
Jackson, Dave	8
Joannette, Marc	25
Kowal, Tom	32
Kozari, Steve	40
L'Ecuyer, Frederick	17
Lambert, Pierre*	47
Lee, Chris	28
Leggo, Mike	3
Lewis, Dave*	46
Luxmore, Thomas John	21
MacDougall, Peter*	45
McCauley, Wes	4
McIsaac, Jon	2
Meier, Brad	34
Morton, Dean	36
Nicholson, Kendrick	30
O'Halloran, Dan	13
O'Rourke, Dan	9
Peel, Tim	20
Pochmara, Brian	16
Pollock, Kevin	33
Rank, Garrett	7
Rehman, Kyle	10
Romasko, Evgeny*	39
Rooney, Chris	5
Schlenker, Chris*	48
Skilliter, Graham	24
South, Furman*	44
St. Pierre, Justin	12
St-Laurent, Francois	38
Sutherland, Kelly	11
Voss, Cameron*	41
Walsh, Ian	29
Watson, Brad	23

LINESMEN

NAME	NUMBER
Alphonso, Shandor	52
Amell, Derek	75
Barton, Steve	59
Berg, Devin	87
Brisebois, David	96
Cameron, Lonnie	74
Cherrey, Scott	50
Cormier, Michel	76
Daisy, Ryan*	81
Devorski, Greg	54
Driscoll, Scott	68
Galloway, Ryan	82
Gawryletz, Brandon	64
Gibbons, Ryan	58
Gibbs, Darren	66
Grandt, John*	98
Henderson, Don	91
Heyer, Shane	55
Knorr, Trent	63
Kovachik, Brad	71
Mach, Brian	78
MacPherson, Matt	83
Miller, Steve	89
Murchison, Kiel	79
Murphy, Brian	93
Murray, Jonny	95
Nagy, Kory*	97
Nansen, Derek	70
Nowak, Tim	77
Pancich, Bryan	94
Racicot, Pierre	65
Rody, Vaughan	73
Sericolo, Anthony	84
Sharrers, Jay	57
Shewchyk, Mark	92
Wheler, Mark	56

**Minor league officials*

BEST
ENJOYED
ON ICE
Coca-Cola
Coca-Cola®
TASTE THE FEELING™
OFFICIAL PARTNER
OF
THE BUFFALO SABRES
©2016 The Coca-Cola Company.

LIVE FEARLESS®

WITH THE OFFICIAL HEALTH PLAN OF THE BUFFALO SABRES

GO SABRES!

BlueCross BlueShield of Western New York is a division of HealthNow New York., an independent licensee of the BlueCross BlueShield Association.