

2013-14 Buffalo Sabres

MEDIA GUIDE

OFFICIAL BANK OF THE
BUFFALO SABRES®



MAKE GREAT
MEMORIES.
Invest today for the goals of tomorrow.

DO GREAT THINGS SM

FIRST NIAGARA

EQUAL HOUSING LENDER MEMBER FDIC
First Niagara Bank, N.A.

visit us at firstniagara.com



Table of Contents

> > > > personnel

Sabres Personnel

Allaire, J.T. 19
Babcock, George 22
Benson, Cliff 11
Black, Theodore N. 8
Christiano, Jon 20
Corsi, Jim 18
Devine, Kevin 14
Forton, Jerry 17
Garlow, Chuck 21
Jakubowski, Mark 20
Macre, Tim 21
McKenney, Doug 18
Medical Staff 24
Mowry, Bob 21
Numminen, Teppo 16
Pegula, Terrence M. 6
Player Profiles 33-111
Public Relations Department 30-31
Regier, Darcy 12
Rolston, Ron 15
Sabres Staff 23-29
Sacco, Joe 16
Sawyer, Ken 10
Schranz, Scott 20
Scouting Department 23
Simonick, Rip 22
Smith, Corey 19
Williams, Dave 22

Season Review

Game Highs/Lows/Streaks 131
Individual Game-by-Game Statistics 125
Individual Milestones 130
Individual Scoring Breakdown 120
Injury Report 134
NHL Playoff Results 118
NHL Standings 117
Regular Season Scores 119
Sabres vs. NHL 139-152
Special Team Scoring 124
Team Situational Stats 122
Team Records 123
Transactions 133

Record Book

1-0 Games 213
All-Time Goaltending Statistics 244
All-Time Home/Away Records 176
All-Time Individual Scoring 234
All-Time PP & PK Statistics 245
All-Time Shootout Summary 246
Career Leaders 223
Empty Net Goals 214
Hat Tricks 193
Individual Records 231
Last 10 Games vs. 177
The Last Time 182
Penalty Shots 215

Record Book

Record by Day/Month 179
Regular Season Overtime Goals 188
Sabres Streaks 184
Season Openers 186
Shutouts 203
Single-Game Records 229
Single-Season Leaders 225
Yearly Statistical Leaders 219
Yearly Goaltender Win/Loss Records 221
Year-by-Year Records 182
Year-by-Year Results and Statistics 154-175

Playoffs

All-Time Playoff Goaltending 253
All-Time Playoff Scoring 258
All-Time Series Results 254
Career Leaders 267
Hat Tricks 265
Individual Records 269
Opponent Playoff Leaders 274
Overtime Games 263
Shutouts 266
Team Records 272

Team History

All-Star Game 285
All-Time Attendance 302
Captains and Coaches 288
Draft History 303
Hockey Hall of Fame Members 284
NHL Awards & Honors 289
Uniform Numbers 276
Retired Numbers 280
Sabres Hall of Fame 284
Sabres Firsts 287
Team History 294
Transactions 314
Uniform History 298

Rochester Americans - AHL Affiliate

Sabres AHL Affiliate Team Information 324

Miscellaneous

First Niagara Center 343
Media Information 340
Radio & TV 337
Team Schedule 344
Ticket Information 343

Media Guide

Executive Editor ..... Michael Gilbert
Editor ..... Ian Ott
Editor ..... Marc Heintzman
Photographs ..... Bill Wippert and NHLI via Getty Images
Creative Director ..... Frank Cravotta
Publication Design ..... Vicki Sitek



Sabres Club Directory

> > > > personnel

Executives

Owner ..... Terrence M. Pegula
President/Alternate Governor ..... Theodore N. Black
Senior Advisor/Alternate Governor ..... Kenneth Sawyer
Chief Development Officer ..... Clifford Benson

Hockey Operations

General Manager ..... Darcy Regier
Assistant General Manager ..... Kevin Devine
Assistant to the General Manager ..... Mark Jakubowski
Director of Hockey Technologies/Innovation ..... Scott Schranz
Manager of Hockey Operations ..... Michael Bermingham
Director of Pro Scouting ..... Jon Christiano
Director of Amateur Scouting ..... Al MacAdam
Pro Scouts ..... Eric Weinrich, John Van Boxmeer, Fredrik Andersson, Graham Beamish, Teemu Numminen
Head Amateur Scout ..... Dave Torrie
Amateur Scouts ..... Al McAdam, Iouri Khmylev, Craig Benning, Kim Gellert, Eric Weissman, Toby O'Brien, Monty Trottier, Fredrik Andersson, Austin Dunne, Paul Merritt, Bo Berglund, Norm Poisson, Jussi Kari-Koskinen, Keith Hendrickson, Teemu Numminen, Brandon Jay, Victor Nybladh, Jim Kovachik, Chris Moulton, Nik Fattey
Hockey Technologies Manager ..... Kyle Kiebzak
Hockey Operations Assistant ..... Brett Ruff
Hockey Relations Coordinator ..... Jessica Kindron

Coaching Staff

Head Coach ..... Ron Rolston
Assistant Coach ..... Joe Sacco
Assistant Coach ..... Teppo Numminen
Goaltender Coach ..... Jim Corsi
Strength & Conditioning Coach ..... Doug McKenney
Assistant Strength & Conditioning Coach ..... J.T. Allaire
Administrative Assistant Coach ..... Corey Smith
Hockey Data Analyst ..... Jason Nightingale
Video Assistant ..... Neil McKenney
Athletic Trainer ..... Tim Macre
Assistant Athletic Trainer ..... Bob Mowry
Massage Therapist ..... Chuck Garlow
Physical Therapist ..... Michael Adesso
Equipment Manager ..... Dave Williams
Equipment Manager ..... Rip Simonick
Assistant Equipment Manager ..... George Babcock
Equipment Assistant ..... Keith Hayes

Player Development

Player Development ..... Dennis Miller, Jason Long
Skating Consultant ..... Dawn Braid
Mental Skills Coach ..... Barbara Meyer

Medical

Medical Director/Orthopedist ..... Les Bisson, M.D.
Orthopedist ..... Mark Fineberg, M.D.
Team Physician ..... William Hartrich, M.D.
Oral Surgeon ..... Steven Jenson, D.D.S.
Team Dentist ..... David Croglio, D.D.S.
Team Doctor Emeritus ..... John L. Butsch, M.D.

Legal

VP of Legal & Administrative Affairs ..... David S. Zygaj

Finance & Administration

VP of Finance & Business Operations ..... Chuck LaMattina
Corporate Controller ..... Kristin Zirnheld
Accounting Manager ..... Christine Ivansitz
Payroll & Human Resource Manager ..... Birgid Haensel
Payroll & Human Resource Assistant ..... Ann Pastwick
Accounts Payable Clerk ..... Kim Binkley
Executive Assistants ..... Fay McNamara, Nadine Leone

Broadcast

VP of Broadcasting ..... Chrisanne Bellas
TV Producer ..... Joe Pinter
TV Director ..... Matt Gould
Lead Feature Editor/Associate Producer ..... Drew Boeing
Videographer/Editor ..... Mark Blaszak
Production Coordinator ..... Jason Wiese
Videoboard Director/Editor ..... Jeff Hill
Broadcast Team ..... Rick Jeanneret (Play-by-Play), Rob Ray (Color), Dan Dunleavy (Play-by-Play/Reporter), Brian Duff (Studio Host), Mike Robitaille, Danny Gare (Analysts)
Radio Host ..... Kevin Sylvester

Merchandise

Director of Merchandise ..... Mike Kaminska
Merchandise Manager - Inventory Control ..... Glenn Barker
Merchandise Manager - Event Sales ..... Jeff Smith
Store Manager ..... Theresa Cerabone
Assistant Store Manager ..... Katie Mumbach-Kay

Game Presentation

Director of Game Presentation ..... Jenifer Rehac
Game Presentation Coordinator ..... Kelsey Schneider
Lead Editor ..... Jason Holler
Motion Graphics Designer ..... David Jackson

Creative Services

VP of Creative Services ..... Frank Cravotta
Senior Graphic Designer ..... Vicki Sitek
Graphic Designers ..... Melissa Gebhardt, Lindsey Caber



Sabres Club Directory

> > > > personnel

Public & Community Relations

VP of Public and Community Relations.... Michael Gilbert
Director of Media Relations.... Chris Bandura
Public Relations Assistants.... Ian Ott, Marc Heintzman
Director of Community Relations.... Rich Jureller
Community Relations Manager.... Teresa Belbas
Community Relations Assistant.... Lauren Yurko
Youth Hockey Coordinator.... Ed Grudzinski
Team Photographer.... Bill Wippert
Director of Alumni Relations.... Larry Playfair
President of Alumni Association.... Rob Ray
Corporate & Community Relations Liaison.... Gilbert Perreault

Marketing

VP of Brand Strategy and Marketing.... Brent Rossi
Database Marketing Manager.... Tom Matheny
Digital Media Manager.... Scott Miner
Digital Content Manager.... Kevin Snow
Social Media Manager.... Craig Kanalley
Digital Content Coordinator.... Chris Ryndak
Marketing Coordinator.... Cara Foligno
Videographer/Editor.... Sam Korotkin

Sponsorship Sales

VP of Sales & Business Development.... John Livsey
Director of Corporate Sales.... Joe Foy
Director of Business Development.... Pete Petrella
Account Executive.... Rob Nugent
Senior Partnership Services Manager.... Jon Latke
Partnership Services Manager.... Katy Ryan
Fulfillment Coordinator.... Joe Hartman

Ticket Operations

VP of Tickets & Services.... John Sinclair
Director of Ticket Operations.... Marty Maloney
Box Office Manager.... Paul Barker
Box Office Coordinator.... Gretchen Knott

Ticket Operations

Ticket Administrator.... Melissa Rugg
Senior Account Service Representative.... Roxanne Anderson
Account Services Representatives.... Kristin DeBellis, Melissa Eagen, Kevin Kennedy
Suite Services Coordinator.... Michelle Mitchell
Receptionist.... Saralynn Ruhland
Special Consultant.... Joe Crozier

First Niagara Center

VP of Arena Operations.... Stan Makowski, Jr.
VP of Arena Events.... Jennifer Van Rysdam
VP of Arena Services.... Thomas Ahern
Director of Arena Operations.... Beth Guiliani Gatto
Event Managers.... Robert Neumann, Charles Cannan
Security Manager.... Marc Brenner
Arena Marketing Manager.... Tracey Mancini
Director of Building Services.... Dennis Hooper
Technical Communications Managers.... Mike Queeno, Ray Riel
Chief Engineer.... Bruce Johnson
Head Ice Technician.... Mark Harrington
Housekeeping Manager.... Rodney Bailey
Maintenance Crew.... Michael Destino, Stephen Gore, Andrew Chamberlin, Jason Sattelberg
Utility Crew Supervisor.... Rashad Dukes
Housekeeping.... Mike Monahan, James George, Nicole Vari
Administrative Assistants/Operations.... Julie Krzyzanowski, JoAnn Mohler
Security Officers.... James McDuffie, Amanda Szulist, Derek Jaworek, Joseph Mejak
Parking Manager.... Sam Buffum

General Information

Telephone/Executive Offices.... (716) 855-4100
Home Arena.... First Niagara Center
Capacity.... 19,070

Executive Team

> > > > personnel

Terry Pegula | Owner



Back in 1983, Terry Pegula told his business partner Robert H. Long, Jr., "If I ever have more than two nickels to my name, I'm going to buy the Buffalo Sabres one day." Almost 30 years later, Terry's dream came to fruition.

A New Era of Sabres Hockey

On Feb. 22, 2011, Pegula became the fourth owner in Buffalo Sabres franchise history. The day Pegula was introduced as owner, the Sabres were 27-25-6 and sat in ninth place in the Eastern Conference - five points out of a playoff spot. Pegula's purchase not only reenergized the fan base, but the players as well. With Pegula now at the helm, the Sabres went on a 16-4-4 run over the final 24 games of the season to finish seventh in the East. This included a 9-1-2 record at home, with every remaining home game selling out.

The momentum of the new era would stretch well into the offseason as the home of the Sabres – renamed First Niagara Center in August 2011 – began a multimillion dollar facelift. The renovations, which were completed in time for the 2011-12 season, included a new, state-of-the-art locker room with updated training and rehabilitation areas, player lounge and coaching offices. Along with the locker room transformation, First Niagara Center underwent several other upgrades with a focus on providing the best possible game day experience for Sabres fans. This commitment to providing a first-rate environment for players and fans quickly earned Buffalo the label of 'Hockey Heaven.'

Buffalo fans responded to this new era of Sabres hockey in an overwhelming fashion. In 2011-12, the Sabres sold out every game at First Niagara Center except one. The fans that couldn't watch the games in-person at the arena watched in near-record numbers on TV, earning the Sabres the second-highest local ratings in the NHL. The excitement incited by Pegula doesn't appear to be subsiding any time soon; the season ticket renewal rate reached 99% for the second year in a row and the waiting list has grown to include over 3,000 names.

In 2012, Pegula looked to make an even bigger impact on the City of Buffalo, using hockey as a catalyst. On Aug. 29, it was announced that the city had selected Pegula and his development team to develop and construct HARBORcenter, a $172 million multipurpose facility that will sit directly across from First Niagara Center in the city's Canalside District. HARBORcenter will be anchored by two new NHL-size ice rinks that will be open for community use and a 200-room, full-service Marriott hotel. In addition to the ice rinks and hotel, there are plans for an upscale, hockey-themed sports bar and restaurant, additional retail space and a parking structure.

HARBORcenter is expected to draw more than 500,000 people to downtown Buffalo annually and, coupled with First Niagara Center, will provide a premier destination for hockey fans, right in the heart of 'Hockey Heaven.'

Expanding the Pegula-Hockey Footprint

On September 17, 2010, Terry and his wife, Kim, donated $88 million to Penn State University -- the largest private gift in the history of the school -- to fund a state-of-the-art, multi-purpose arena and a world-class practice facility, and to help establish an NCAA Division I men's hockey program. In 2012, the Pegulas announced they would increase their donation to the Nittany Lion hockey program to $102 million.

Thanks to their generosity, Penn State has been able to add both men's and women's varsity hockey teams, with both teams beginning play at Pegula Ice Arena in 2012-13. The building will include two ice sheets, and serve as the only major ice facility within an 80-mile radius of State College. In addition to providing hockey and figure skating opportunities for the entire Central Pennsylvania region, it will also be used for a broad range of campus and community activities.

Terry Pegula | Owner



Rochester Reunion

Shortly after purchasing the Sabres, Pegula explored the idea of acquiring the Rochester Americans, the AHL team that had previously spent 29 years as the Sabres' affiliate before a three-year hiatus. On June 24, 2011, the Sabres announced the reunification of the Western New York teams as Pegula became the owner of the Amerks and continued one of the longest and most successful partnerships between an NHL and AHL club.

The 'Hockey Heaven' mindset was quickly adopted in Rochester as well and, like the Sabres, the Amerks experienced a momentum change. The Americans had the highest jump in attendance in the AHL in 2011-2, a 44.5% increase from the previous season, and vaulted from 25th in league attendance to 13th in just one season. As the Amerks progressed into the Calder Cup playoffs, fans were attending the games in numbers not seen since 1990.

A Hockey Fan and a Business Man

Pegula's interest in the NHL began when the Sabres faced the Philadelphia Flyers in the 1975 Stanley Cup Final. His affection for the "French Connection" line began with that series, and led to his affinity for the Sabres franchise. While operating East Resources Inc. in Western New York and Pittsburgh throughout the 1980s and '90s, and living in Vestal, Olean and Orchard Park during that span, Terry first bought season tickets at the Memorial Auditorium in 1980. He remained a loyal Sabres season ticket holder for the next 18 seasons.

Born in 1951 and raised in Carbondale, Pa., he attended high school at Scranton Preparatory School. Pegula entered Penn State University as a Math major, but in order to stay in school he entered the Petroleum and Natural Gas Engineering program through a scholarship. He went on to graduate with a Bachelor of Science degree in 1973, and landed his first job with Getty Oil Co. in Victoria, Texas. He later joined Felmont Oil Co., a decision that first brought him to Olean, N.Y., in 1975.

In 1983, he borrowed $7,500 from family and friends to found East Resources Inc., an independent oil and gas exploration and development company. Over the next 27 years, he built it into one of the largest privately held companies in the United States. In July of 2010, Royal Dutch Shell purchased the assets of East Resources Inc. for $4.7 billion (US). That sale allowed the Pegulas to make their first foray into the hockey world.

Beyond Hockey

Together, the Pegulas have expanded their interests in the sports field by acquiring Atlanta-based France AllPro Athlete Management, a high-profile NFL player agent firm headed by Todd France, in December 2011. The Pegulas also own Impact Sports Performance, an elite athletic training facility in Boca Raton, Fla.

Beyond the sports world, Terry and Kim also founded Black River Entertainment, a country music label based in Nashville, Tenn.

Terry and Kim currently reside in Boca Raton, Fla., and have five children: Michael (35), Laura (31), Jessica (19), Kelly (17) and Matthew (14). Pegula's younger daughters, Jessica and Kelly, were both born in Buffalo.

A native of nearby Rochester, N.Y., Kim Pegula is a 1991 graduate of Houghton College with a degree in Communications, and was involved with East Resources since 1991. In 2011, Kim donated $12 million to her alma mater to support the construction of new athletic facility, the Kerr-Pegula Sports Complex.

Theodore Black | President & Alternate Governor



As president of the Buffalo Sabres, Ted Black oversees all aspects of the day-to-day operations of the franchise, with specific focus on making the Buffalo Sabres the premier destination for NHL players and the Sabres' current and future employees. In addition, Black provides strategic and creative leadership in areas including corporate partnerships, advertising, NHL relations, team marketing, Sabres television broadcasts, fan relations and ticket sales.

During the last decade, Black has compiled a track record of success and experience that few sports executives can match. Black is an accomplished leader who contributed to and presided over unprecedented growth with both the Pittsburgh Penguins and FSN Pittsburgh. He enjoys close relationships with top executives, corporate sponsors, professional sports teams, television networks and at the National Hockey League.

In late 2010, Terry Pegula enlisted Black to undertake the task of assembling and leading the group of professionals to advise Mr. Pegula on the acquisition of the Buffalo Sabres. Black's responsibilities included guiding the transaction negotiations, due diligence and NHL approval process.

Since taking charge of the Sabres and its business operations, Black has continued to keep the organization as one of the strongest small-market clubs in the NHL. During the past three seasons, the club's season-ticket holder base has grown to its highest levels in decades, with an annual renewal rate hovering around 99 percent, and a waiting list of more than 3,000 people. Additionally, the team has set game attendance records while also increasing the capacity of First Niagara Center, pushing it into the top 10 largest arenas (by capacity) in the league.

Under Black's guidance, the Sabres continue to be one of the NHL's most popular draws on television as well. The team's games on MSG have posted the league's second-best local TV ratings for the past two seasons (2011-12, 2012-13) and Buffalo continues to be one of the strongest hockey-viewing markets for nationally televised contests on NBC and NBC Sports Network.

Black is also helping to guide the Sabres' expansion and transition to HARBORcenter, a $172 million multipurpose hockey and entertainment facility that will sit directly across from First Niagara Center in Buffalo's Canalside District. This one-of-a-kind project has led to partnerships with Marriott International, to develop a 200-room full-service hotel at the complex, and also with Canisius College, which will use HARBORcenter's two NHL-size ice rinks as its home arena when the complex opens in September 2014.

HARBORcenter is expected to draw more than 500,000 people to downtown Buffalo annually and, coupled with First Niagara Center, will be a premier destination for hockey.

Before his move to the Sabres, Black served as the Senior Vice President and General Manager of FSN Pittsburgh, a regional sports television network that produced and telecasted more than 220 live pro events and 1500 hours of programming per year. Under Black's executive leadership, FSN Pittsburgh grew advertising revenues every year and telecast a record number of live pro events. The station also generated record revenues, record earnings, record ratings and was widely recognized as the #1 rated US-based Regional Sports Network in the National Hockey League.

Prior to his tenure at FSN, Black was a member of Mario Lemieux's senior management team and served as Vice President of the Pittsburgh Penguins from 1999 to 2008. Black was a member of the core group of executives that helped Lemieux execute one of the most successful franchise transformations in the history of professional sports. Ted was intimately involved in all senior executive-level decisions and strategic planning concerning the marketing, branding, sales and overall business operations and management of the team. In addition to being a key strategist during the Penguins' efforts to get a new arena, Black served as the day-to-day project leader for the new arena during the pre-construction phase of the project. He also interviewed and helped to recruit Ray Shero to

Theodore Black | President & Alternate Governor



become the club's General Manager. Black was active with the Wilkes-Barre/Scranton Penguins and served as the team's Alternate Governor to the AHL.

In 2005, Black was honored and recognized by Pittsburgh Magazine as a "Forty Under Forty" community leader.

Black is a 1987 graduate of Allegheny College and he received his J.D. from the University of Pittsburgh School of Law in 1990. Ted and his wife, Amy, live in the Elmwood Village section of the City of Buffalo. They have two sons, Andrew and Nathan.

Ken Sawyer | Senior Advisor



Ken Sawyer is entering his third year as Senior Advisor for the Buffalo Sabres. Sawyer's primary duty is to assist owner Terry Pegula on major organizational and hockey-related decisions for the franchise.

Ken's working career spans 40 years, including 14 as the Chief Financial Officer of the National Hockey League and 11 years as a senior executive of the Pittsburgh Penguins. He joined the Penguins in September 1999, the day after the team emerged from bankruptcy protection under a new ownership group led by Mario Lemieux. He first served as Executive Vice President and Chief Financial Officer, becoming President in 2003 and later being appointed Chief Executive Officer in 2006.

Under his leadership, the Penguins adopted a strategic plan to ensure that the team would be successful both on the ice and as a business, and thus be assured of a long future in Pittsburgh. During his tenure, the on-ice product was rebuilt and now consists of one of the best rosters of young players in the NHL, including superstars Sidney Crosby and Evgeni Malkin. In 2009, the team reached the pinnacle of success on the ice, winning the Stanley Cup for the third time in franchise history. As CEO, Ken oversaw all of the Penguins' operations and the team has emerged as a tremendous success off the ice as well, selling out every game since early 2007. Ken led efforts to finance and then construct the CONSOL Energy Center, which opened in August 2010.

Ken also has extensive experience in League matters after representing the Penguins as a Governor of the NHL and serving as Chief Financial Officer of the NHL for 14 years. During that time he served on every major committee of the NHL.

Ken is a graduate of McGill University in his native Montreal, Que., and a member of the Canadian Institute of Chartered Accountants. He is a past member of the Board of Trustees of the Carnegie Hero Fund and a current member of the Board of Trustees of the Heinz History Center in Pittsburgh. In 2010, Ken was honored as a recipient of the Management Achievement Award from the Faculty of Management at McGill University. Ken and his wife, Shirley, reside in Stuart, Fla. and have two married sons and three grandchildren.

Cliff Benson | Chief Development Officer



In 2013-14, Cliff Benson will be entering his third year as chief development officer with the Buffalo Sabres. Benson's main duties as chief development officer are overseeing the Buffalo Sabres Foundation and other initiatives throughout the Buffalo and Western New York communities.

Previously, Benson served the team as a senior advisor and was instrumental in the purchase of both the Sabres, in February 2011, and the team's AHL affiliate, the Rochester Americans, in June 2011, by Sabres owner Terry Pegula. Benson was also instrumental in facilitating Pegula's $88 million donation to help launch a Division-I men's ice hockey program at Pennsylvania State University in 2011.

In 2012, Benson led a team that secured yet another piece of Pegula's hockey footprint by developing HARBORcenter, a $172 million multipurpose hockey and entertainment facility that will sit directly across from First Niagara Center in the city's Canalside District. Benson also led negotiations to partner HARBORcenter with Marriott International, to develop a 200-room full-service hotel at the complex, and also with Canisius College, which will use HARBORcenter's two NHL-size ice rinks as its home arena when the complex opens in September 2014.

HARBORcenter is expected to draw more than 500,000 people to downtown Buffalo annually and, coupled with First Niagara Center, will be a premier destination for hockey.

Benson, a CPA and attorney, served the Deloitte Tax LLP organization for 37 years, including 10 years as lead client service partner in the market place function. He became partner in 1981 and served in the New York and South Florida offices before transferring to Pittsburgh and eventually retiring in May 2010.

In 2000, Benson, along with members of the Pittsburgh Penguins Alumni, formed Hockey in the Hood. Founded with a grant from the National Hockey League's Diversity Task Force and assistance from the Pittsburgh Penguins, Hockey in the Hood (now called Pittsburgh ICE) was one of 40 major diversity ice hockey programs throughout the United States and Canada with the goal of reaching underprivileged inner-city children by teaching them skating and ice hockey lessons.

Benson served as the lead client service partner for the worldwide services provided to the United States Steel Corporation and H.J. Heinz. Other clients served over his long career at Deloitte include Armco, Bayer Corporation, Marathon Oil, PPG Industries, Rockwell International, the Pittsburgh Penguins and East Resources.

Benson is passionate about serving the community and has been actively involved in charitable organizations for most of his career – primarily those that benefit inner city children with limited opportunities. He is affiliated with Hasek's Heroes, SABAH, Imani Christian Academy (Board Chair), Pittsburgh Kids Foundation, and Silver Ring Thing. Cliff was privileged to make three trips to Haiti bringing medical relief following the 2010 earthquake.



Darcy Regier | General Manager



The 2013-14 season will be the 17th year Darcy Regier serves as general manager for the Buffalo Sabres, the longest tenure of any GM in the 43-year history of the franchise and currently the fourth-longest tenure for any general manager in the NHL. The Sabres have posted a regular season record of 586-443-167 under Regier's guidance, while also advancing to the Stanley Cup Finals in 1999 and making four Eastern Conference Finals appearances (1998, 1999, 2006 and 2007). Regier oversees all aspects of the Sabres' hockey operations, as well as the operations of its AHL affiliate club, the Rochester Americans. As head of Buffalo's and Rochester's hockey departments, Regier is in charge of the largest network of scouts in the National Hockey League.

Regier and his scouting staff have consistently built a solid foundation of talent, year after year, through the NHL Entry Draft, believing in drafting and developing players within the Buffalo-Rochester system. Proof of their drafting success can be seen every time the Sabres take the ice. In the lockout-shortened 2012-13 season, six of the team's top 10 scorers were acquired by the Sabres through the Entry Draft and have spent time with the team's AHL affiliates. This list includes Thomas Vanek, Tyler Ennis, Drew Stafford and Marcus Foligno – all of whom are still under contract with the Sabres.

The long-term success of Regier's draft picks can often be spotted early, as his draft picks have made a habit of scooping up numerous AHL awards while playing for the Sabres' affiliate teams. AHL award-winners have included two consecutive AHL Rookie of the Year winners: Tyler Ennis (2009-10) and Luke Adam (2010-11), and AHL Goaltender of the Year Ryan Miller for the 2004-05 season. His draft selections have gone on to win awards at the NHL level as well, with Miller being awarded the 2010 Vezina Trophy, 2008 first-round selection Tyler Myers winning the Calder Trophy that same year and Jhnoas Enroth being named to the All-Rookie Team in 2012.

Regier has found a lot of success in the earlier rounds of the draft. Buffalo's current roster includes several players who were drafted in the first or second round since Regier's first draft in 1997, including: Vanek (1st, 2003), Myers (1st, 2008), Ennis (1st, 2008), Stafford (1st, 2004), Jhonas Enroth (2nd, 2006), Mike Weber (2nd, 2006), Mark Pysyk (1st, 2010), Mikhail Grigorenko (1st, 2012) and recently re-acquired Henrik Tallinder (2nd 1997).

In the past two years, Regier has made a splash with his highly praised draft classes. The 2012 and 2013 draft classes have been some of the most fruitful in team history, yielding a total of four first-round draft selections and three second-round selections. In the 2013 NHL Entry Draft, Buffalo made a franchise-record 11 picks and drafted its highest selection (Rasmus Ristolainen, 8th overall) since picking fifth overall (Vanek) in the 2003 draft. The 2012 and 2013 drafts helped the Sabres solidify its foundation of young talent and the club has been recognized as having one of the best and most promising pools of prospects in the NHL.

The hockey department's success hasn't been limited to draft day. Several trades and free agent signings have landed Buffalo some of their most valuable contributors over the past few seasons including Cody Hodgson (acquired via trade in 2012), Steve Ott (acquired via trade in 2012), Christian Ehrhoff (acquired via trade in 2011), Alexander Sulzer (acquired via trade in 2012) and Ville Leino (acquired in free agency in 2011).

Prior to joining the Sabres, Regier served in roles with the New York Islanders as director of hockey administration, assistant coach, and assistant general manager. While on Long Island, he supervised the club's amateur development, and saw their International Hockey League affiliate win back-to-back championships (Denver Grizzlies in 1994-95 and then, after moving to Salt Lake City, the Utah Grizzlies in 1995-96). Legendary Islanders coach Al Arbour, along with Bill Torrey, who served in roles as general manager, president, chairman of the board and consultant with New York, were significant contributors to Regier's career in hockey. Regier left the Islanders organization briefly in the 1991-92 season to serve as an assistant coach with the Hartford Whalers.

Executive Team

Darcy Regier | General Manager



Born in Swift Current, Saskatchewan, Regier was the fifth choice (77th overall) of the California Golden Seals in the 1976 Amateur Draft. He appeared in 26 NHL games over the course of three seasons with the Cleveland Barons and the New York Islanders, totaling two assists and 35 penalty minutes. Regier played parts of eight seasons of professional hockey and was a member of three championship teams. In 1982, he was named a First Team All-Star with Indianapolis (IHL), where he learned from one of the people he considers an influence on his hockey life, current Detroit Red Wings senior vice president Jim Devellano, then the team's general manager.

During his playing career, Regier was also involved in the early setup of the Professional Hockey Players' Association.

Darcy and his wife, Katherine, reside in Clarence and have three sons: Jonathan, Justin and Jarrett.

How the Sabres Were Built

2013	**Trade:**	**Date:**
	#4 - Jamie McBain	June 30, 2013
	#20 - Henrik Tallinder	July 7, 2013
2012	**Draft:**	**Round:**
	#25 - Mikhail Grigorenko	1st Round
	Trade:	**Date:**
	#19 - Cody Hodgson	February 27, 2012
	#52 - Alexander Sulzer	February 27, 2012
	#9 - Steve Ott	July 2, 1012
	Free Agency:	**Date:**
	#65 - Brian Flynn	March 29, 2012
	#32 - John Scott	July 1, 2012
	#12 - Kevin Porter	July 6, 2012
2011	**Trade:**	**Date:**
	#10 - Christian Ehrhoff	June 29, 2011
	#23 - Villie Leino	July 1, 2011
2010	**Draft:**	**Round:**
	#3 - Mark Pysyk	1st Round
2009	**Draft:**	**Round:**
	#82 - Marcus Foligno	4th Round
	Free Agency:	**Date:**
	#8 - Cody McCormick	August 1, 2009
2008	**Draft:**	**Round:**
	#57 - Tyler Myers	1st Round
	#63 - Tyler Ennis	1st Round
2007	**Draft:**	**Round:**
	#78 - Corey Tropp	3rd Round
2006	**Draft:**	**Round:**
	#1 - Jhonas Enroth	2nd Round
	#6 - Mike Weber	2nd Round
2005		
2004	**Draft:**	**Round:**
	#21 - Drew Stafford	1st Round
	#34 - Patrick Kaleta	6th Round
2003	**Draft:**	**Round:**
	#26 - Thomas Vanek	1st Round
2002		
2001		
2000		
1999	**Draft:**	**Round:**
	#30 - Ryan Miller	5th Round

Kevin Devine | Assistant General Manager



Kevin Devine begins his 16th year with the Buffalo Sabres and his third as assistant general manager. In this role, Devine oversees all aspects of the organization's scouting staff, which has grown to be the largest in the NHL. Devine is also instrumental in making Buffalo's NHL Entry Draft selections.

Prior to being named assistant general manager, Devine served as the director of amateur scouting for eight years. Prior to that, Devine spent six years as a professional scout in the Sabres organization and two as an assistant amateur scout. Before joining the Sabres, he spent three years coaching the Prince Edward Island Senators of the AHL. He also coached in the UHL, with stints in Port Huron and Thunder Bay.

Devine enjoyed an 11-year professional playing career. He spent five years in the WHA, including three with the San Diego Mariners and two with the Indianapolis Racers. He went on to spend six seasons in the New York Islanders organization, where he was a reserve on the organization's first Stanley Cup Championship team.

Devine resides in Buffalo, N.Y. during the hockey season, and spends his off seasons in Charlottetown, P.E.I.



Ron Rolston | Head Coach



Ron Rolston was named the 16th head coach in franchise history on May 7, 2013, after guiding the Sabres to a 15-11-5 record in the 31 games he served as interim head coach during the 2012-13 season. Prior to joining the Sabres in February 2013, he was the head coach of the Rochester Americans of the American Hockey League (AHL). In his two seasons (2011-12, 2012-13) as coach of the Americans, Rolston compiled a 63-44-17 regular-season record.

Before joining the Americans as head coach in 2011, Rolston spent seven seasons as head coach with USA Hockey's National Team Development Program, where he became the first coach in U.S. history to lead the United States Under-18 team to three gold medals (2005, 2009, 2011) at the International Ice Hockey Federation (IIHF) World Under-18 Championship, adding a silver medal (2007) in his other appearance as head coach.

In addition to coaching at the Under-18 and Under-17 levels, Rolston also served as head coach for the U.S. National Junior Team at the IIHF U20 World Championship in 2007 and 2009. In 2007, he led Team USA to the bronze medal.

Rolston joined USA Hockey after serving as an assistant coach at four different NCAA Division I hockey programs (Lake Superior State University, 1990-1995; Clarkson University, 1996-1999; Harvard University, 1999-2002; Boston College, 2002-2004) between 1990 and 2004, winning National Championships in 1992 and 1994 with Lake Superior State University.

A native of Fenton, Mich., Rolston played left wing at Michigan Technological University for three seasons before spending one season in the ECHL, playing for the Winston-Salem Thunderbirds. His younger brother, Brian, recently retired after playing 17 years in the NHL. Rolston and his wife, Shannon, live in the Buffalo area with their two children, Maeve and Ronan.



Joe Sacco | Assistant Coach



After being named an assistant coach in July 2013, Joe Sacco begins his first season with the Buffalo Sabres in 2013-14. Sacco spent the previous four seasons, from 2009-10 to 2012-13, as head coach of the Colorado Avalanche. Under his guidance, the Avalanche compiled a 130-134-30 record, including Colorado's 40-30-9 campaign in 2009-10 that earned the team a berth in the 2010 Stanley Cup Playoffs. The team's performance that season, which was Sacco's first as an NHL head coach, put him on the list of finalists for the Jack Adams Award as the league's best coach.

In spring 2013, Sacco was the head coach of Team USA at the 2013 IIHF World Championship in Stockholm, Sweden. Sacco's squad advanced to the semifinal round of the tournament and eventually won the bronze medal.

Prior to the Avalanche, Sacco served as head coach of Colorado's AHL affiliate, the Lake Erie Monsters, from 2007-08 to 2008-09. With Sacco at the helm, the Monsters compiled a 60-79-21 record through the two seasons. He has also served as an assistant coach with the Lowell Lock Monsters (AHL), the Albany River Rats (AHL) and with Team USA at the 2009 and 2010 IIHF World Junior Championships.

Sacco, who retired from playing professional hockey in 2003, played in the NHL for 13 seasons. Drafted by Toronto in the fourth round (71st overall) in the 1987 NHL Entry Draft, he went on to play right wing for the Maple Leafs, Anaheim, the New York Islanders, Washington and Philadelphia. Through 738 NHL games, Sacco amassed 213 points (94+119) and 421 penalty minutes. Internationally, Sacco played for the United States at the 1992 Winter Olympic Games in Albertville, France, as well as appearing with Team USA at six World Championships.

The Medford, Mass. native attended Boston University for three years, suiting up with the Terriers for 111 games from 1987-88 to 1989-90.

Teppo Numminen | Assistant Coach



Teppo Numminen is entering his third season as an assistant coach for the Buffalo Sabres.

Numminen returned to the Sabres in 2011 after a 20-year career in the NHL as a defenseman. He finished his career as a Sabre, having played in 212 games over four seasons, compiling 86 points (6+80) for the club. Originally selected by Winnipeg in the 2nd round (29th overall) of the 1986 Entry Draft, Numminen went on to play for four different NHL clubs: the Winnipeg Jets (1988-1995), the Phoenix Coyotes (1996-2003), the Dallas Stars (2003-04) and the Buffalo Sabres (2005-2009). Over the course of his prolific playing career, Numminen played in 1,372 games, which is a record for the most games played by a European-trained player in the NHL. In his entire NHL career, Numminen amassed 637 points (117+520).

Since his retirement from professional hockey after the 2008-09 season, Numminen has also spent time as a scout with the Finnish National Team.

A native of Tampere, Finland, Numminen now resides in Clarence, N.Y. with his wife, Ann-Marrit, and their three children.

Jerry Forton | Assistant Coach



Jerry Forton begins his first season with the Buffalo Sabres after being hired as an assistant coach in August 2013.

Forton, an 18-year collegiate coaching veteran, comes to the Sabres after serving on the coaching staffs for the men's ice hockey teams at Harvard, UMass Lowell and Niagara University. Most recently, he has been an assistant coach at Harvard for the past two seasons. In his first season with the Crimson, Forton assisted a Harvard squad that reached the ECAC championship game.

Before being hired as an assistant coach of the Crimson, Forton served as an assistant coach at UMass Lowell for two seasons. The 2009-10 season, Forton's first at Lowell, was a landmark campaign for the program. The River Hawks reached as high as No. 3 in the national polls and tied for third place in Hockey East at season's end.

During his 13-year tenure at Niagara, Forton helped transform the Purple Eagles to an NCAA Division I tournament team in 2000, '04 and '08. Niagara's 1999-2000 squad finished with a 30-8-1 record and reached the NCAA semifinals. Niagara won four conference regular-season championships and four tournament titles in Forton's time there. The Purple Eagles ranked among the nation's top 20 in six of their 11 Division I seasons and posted Division I's longest home unbeaten streak in a quarter-century with a 23-game undefeated run.

In addition to his collegiate coaching, Forton has served as a presenter, team head coach and evaluator at USA Hockey festivals and has been a presenter at NCAA Youth Education through Sports Clinics.

A graduate of the University at Buffalo, Forton was inducted into the Bulls' Sports Hall of Fame as a hockey and soccer player. He and his wife, Laura, live in the Buffalo area with their daughters, Madison (8) and Rose (3).

Jim Corsi | Goaltending Coach



Jim Corsi enters his 16th year as the Sabres'goaltending coach. His duties with the team involve working with the Sabres' NHL netminders, as well as the team's prospects throughout the minor leagues. Under his tutelage, many goaltenders, including current Sabres goaltender Ryan Miller, have benefited tremendously from Corsi's unique style both on and off the ice.

Corsi brings with him over 20 years of experience as a player, coach, manager and hockey analyst. Besides his NHL duties with the Sabres, Corsi also currently works with the Italian National Team program. Previously, he held the position of goaltending coach with the Canadian Women's Team (1997-98), Ottawa University (CIAU) (1997-98), Schwenningen HC (Ger/DEL) (1997-98), St. Michael's Majors (OHL) (1994-97), McGill University (CIAU) (1992) and Concordia University (CIAU) (1992-present). Corsi is a member of the Concordia University Athletic Hall of Fame in hockey and soccer.

As a professional player in North America, Corsi played with the Edmonton Oilers and the Minnesota North Stars, as well as the Quebec Nordiques of the WHA. Corsi continued his career overseas, playing international hockey in Europe, Russia and China from 1980-92. During that time, he was a member of the Italian National Team at the 1984 Winter Olympic Games, and represented Italy several times in the World Ice Hockey Championships.

Corsi is fluent in English, French, Italian and German.

Corsi and his wife, Cathy, reside in Ile Bizard, Quebec.

Doug McKenney | Strength & Conditioning Coach



Doug McKenney begins his 20th year with the Sabres' coaching staff. His duties with the team include working on strength and conditioning programs with the NHL club, the AHL affiliate Rochester Americans, Sabres draft choices and potential draftees. He also works with physical therapists and team doctors on the rehabilitation of all injured players.

McKenney was named the team's first-ever strength and conditioning coach in July 1995 and has been steadily improving the team's performance levels ever since.

McKenney places a special emphasis on teaching players nutrition to maintain conditioning throughout the season and make strength gains in the offseason. He and his strength staff formulate nutritionally sound regimens with specific menus for game and practice days at the team's facilities, as well as prepared suggestions for players to follow during the offseason and while eating at home. McKenney also utilizes mobile applications to analyze each player's food intake and makes suggestions on how they can improve their diets. Before the players leave for the offseason, McKenney, in conjunction with the hockey department, devises a strength and conditioning program tailored to each player's individual needs. For those players who remain in Buffalo, McKenney supervises their off-season conditioning and skating programs at the team's training facilities.

In the offseason, McKenney is responsible for developing and executing the testing and evaluation of potential draft picks at the team's combine leading up to the NHL Entry Draft. He and his staff also devise the team's annual summer rookie development camp.

McKenney joined the Sabres after serving as the strength and conditioning coach for the Hartford Whalers for six years. He served in the same capacity for the Pittsburgh Penguins the four years prior.

A 1981 graduate of Springfield College, McKenney taught two years of physical education at Dover High School in New Hampshire, where he served on the coaching staff of the school's football team and was elected into the Dover Sports Hall of Fame in September of 2002. He subsequently obtained his master's degree in exercise physiology at Mississippi State University.

Doug and his wife, Suzanne, reside in Hamburg, N.Y., with their two sons, Matthew and Neil.

John Allaire | Assistant Strength & Conditioning Coach



John "J.T." Allaire begins his third year with the Sabres organization as an assistant strength and conditioning coach.

Prior to joining the Sabres, Allaire gained 17 years of experience at both the collegiate and professional levels. He spent eight years with the Buffalo Bills, starting in 2002 as a strength and conditioning assistant. He was promoted in 2006 and spent four years as the team's strength and conditioning coordinator. While with the Bills, he coached 15 players that appeared in the Pro Bowl.

Allaire began his career in 1993 as a strength and conditioning intern at Boston College before being hired at Clemson as a graduate assistant. From Clemson, Allaire was hired at Tulsa and served as strength and conditioning assistant from 1996-97. In 1998, Allaire was promoted to director of strength and conditioning, a position he held until 2002. While at Tulsa, Allaire was responsible for all strength and conditioning programs for 18 intercollegiate sports. He was recognized as the National Strength and Conditioning Association (NSCA) Strength and Conditioning Professional of the Year for the Western Athletic Conference and was a nominee for the national award in 2000.

Allaire earned his bachelor's degree in health fitness from Springfield College (Mass.) in 1993. He lives in Lakeview with his wife, Amy, and their sons, Drew and Owen.

Corey Smith | Administrative Assistant Coach



Corey Smith returns to the organization for his ninth season as the Sabres' administrative assistant coach. In this role, he is responsible for all of the video editing and analysis of games, as well as pre-scouting each opponent. Smith is also involved in various other hockey department tasks, including organizing travel schedules and statistical analysis.

Smith, a graduate of SUNY Cortland, joined the Sabres in January 2005 as a hockey video analyst in the team's hockey department. Smith was promoted to his new position in January 2006. The Buffalo, N.Y. native is the son of former Sabres forward Derek Smith.

Jon Christiano | Director of Pro Scouting



Jon Christiano is entering his 16th season with the Sabres organization and begins his sixth season as director of pro scouting. It will also be his ninth season with the scouting department. Prior to beginning his current role in the department, Christiano spent five seasons as an assistant coach with the Rochester Americans of the American Hockey League. During his tenure there, the Americans earned five playoff berths and two appearances in the Calder Cup Finals.

Before joining the Sabres, Christiano spent four years in the Florida Panthers organization. In Florida, Christiano worked for two years on the coaching staff with the late Roger Neilson, as well as former Sabres head coach Lindy Ruff. Christiano also worked two years as an assistant coach with the Panthers' AHL affiliate, the Carolina Monarchs. Christiano also spent time with Neilson as the video coordinator for the New York Rangers. He has worked with nine present or past NHL coaches over the course of his career.

From 1981-1991, Christiano coached in Italy, where he had a number of different roles. More recently, he has been involved with the Italian National Team as an assistant coach in four different World Championships from 2004-2008.

A native of Buffalo, N.Y., Christiano graduated from Canisius College in 1980, where he played in their hockey program. He and his wife, Linda, reside in Grand Island, N.Y. with their three children: Christiana, Natalia and Joseph.

Mark Jakubowski | Assistant to the General Manager



Mark Jakubowski begins his ninth year with the Sabres and sixth as the assistant to the general manager. His responsibilities include statistical and salary cap analysis, contract research relating to player negotiations and arbitrations, managing player transfers, team roster administration, and all matters relating to compliance with the NHL Collective Bargaining Agreement and other NHL agreements.

Jakubowski also assists with the American Hockey League hockey operations of the team's minor league affiliate, the Rochester Americans.

Jakubowski graduated with an economics degree from the University of Rochester, where he also played baseball. He resides in Hamburg, N.Y.

Scott Schranz | Director of Hockey Analytics/ Hockey Technologies



Scott Schranz enters his 16th season in the Sabres organization, and his second as the director of hockey analytics and hockey technologies. Schranz has a variety of responsibilities within the amateur scouting department, including scheduling, overseeing the budget, and NHL Entry Draft preparation.

Schranz has held numerous positions throughout his tenure with the Sabres. After spending four years as an intern, he spent two years in the Public Relations department and has been in the hockey department for the past four years. He was instrumental in developing the Sabres' video scouting system, and still oversees the technical aspects of it.

Schranz currently resides in Hamburg, N.Y.

Tim Macre | Athletic Trainer



Tim Macre enters his ninth season with the Sabres after spending the previous nine years in the New York Rangers organization. Macre was the head athletic trainer for the Hartford Wolf Pack and the Binghamton Rangers in the American Hockey League.

Among the highlights in his tenure with the Wolf Pack were the 2000 Calder Cup Championship and the 2001 AHL All-Star Classic in Wilkes-Barre/Scranton.

A 1994 graduate of Bowling Green State University, Macre also spent time teaching at Monroe Community College in Rochester, NY. In addition to his athletic training certification, Macre is also a certified strength and conditioning specialist.

Macre resides in Lancaster, N.Y., with his wife, Katie, and their children, Andrew (6), Ashley (4) and Cameron (2).

Bob Mowry | Assistant Athletic Trainer



Bob Mowry is entering his third season with the Sabres as an assistant athletic trainer. Mowry will assist with player treatment and training room needs on a daily basis.

Mowry received his master's degree in exercise science from the University at Buffalo. Mowy also served as the assistant athletic trainer at St. Lawrence University from 2008-2011. Before joining the staff at St. Lawrence, Mowry was a training room assistant for the Sabres during the 2007-08 season. He resides in Buffalo, N.Y. with his wife, Susan.

Chuck Garlow | Massage Therapist



Chuck Garlow enters his 12th season as the team's massage therapist. In this role, he works with the training and strength and conditioning staffs to help in the rehabilitation of players. Prior to joining the Sabres' training staff, Garlow spent five seasons with the Buffalo Blizzard in the same role. In 1995, Garlow earned his New York State license from NYIM and gained his national certification upon graduation. He also has a B.A. from SUNY at Fredonia. Garlow is a native of Ransomville, N.Y.

Rip Simonick | Equipment Manager



Robert "Rip" Simonick is entering his 43rd season with the organization as Buffalo's equipment manager. Simonick, the longest tenured equipment manager in the National Hockey League, continues to assist with player equipment needs and requests at home and on the road.

Simonick's roots in professional hockey begin before the Sabres ever dropped their first puck. Simonick began as a stick boy with the Buffalo Bisons of the American Hockey League in 1964. After the team captured their 1969 Calder Cup in their last year of existence, Simonick was hired by then newly appointed Sabres general manager Punch Imlach to join the new team's equipment staff. On Jan. 15, 2009, Simonick worked his 3,000th NHL game when the team played the Dallas Stars. Rip has also worked three NHL All-Star games (1974, 1989 and 2005). Among his favorite moments are the 1975 and 1999 Stanley Cup Finals. He was inducted into the Sabres Hall of Fame in 2000.

Dave Williams | Equipment Manager



David Williams returns for his ninth season with the Sabres as an equipment manager. Among many other duties, Williams is responsible for the purchase and inventory of all team equipment and uniforms, as well as skate sharpening and all other equipment needs during each game.

Williams graduated from Plattsburgh State, where he was a student manager with the university's hockey team from 1992-1995. After graduation, Williams became the head equipment manager for the Knoxville Cherokees/Pee Dee Pride in the East Coast Hockey League. Before joining the Sabres, Williams was the head equipment manager for the Rochester Americans in the American Hockey League from 1998-2005.

Williams resides in North Chili, N.Y. with his wife, Tammy, and children, Maxwell (10) and Marni (8).

George Babcock | Assistant Equipment Manager



George Babcock is entering his 21st season with the Sabres organization. As the assistant equipment manager, his duties include issuing and maintaining equipment, locker room setup and preparing the day-to-day supplies needed by the team at both First Niagara Center and the Northtown Center. Before joining the Sabres, Babcock assisted the team at their practice facility, Sabreland. Babcock is a graduate of Starpoint High School. He resides in Williamsville, N.Y.

Keith Hayes | Equipment Assistant



Keith Hayes is entering his third season with the Sabres as an equipment assistant. Hayes has been a part of the Sabres equipment staff since the 1996-97 season, when he began working as a locker room attendant. In his current role, his duties include acting as the primary contact for all visiting teams while in Buffalo. His other duties include transporting the visiting team, assisting in locker room setup and preparing game day supplies and equipment. Hayes, a native of Western New York, currently resides in West Seneca.

Hockey Operations


Jason Nightingale
Hockey Data Analyst


Neil McKenney
Video Assistant


Michael Bermingham
Manager of Hockey Operations: Travel and Immigration


Kyle Kiebzak
Hockey Technologies Manager


Brett Ruff
Hockey Operations Assistant


Jessica Kindron
Hockey Relations Coordinator


Eric Weinrich
Pro Scout


John Van Boxmeer
Pro Scout


Graham Beamish
Pro Scout


Fredrik Andersson
Pro Scout


Teemu Numminen
Pro Scout


Dave Torrie
Head Amateur Scout


Al MacAdam
Amateur Scout


Iouri Khmylev
Amateur Scout


Kim Gellert
Amateur Scout


Eric Weissman
Amateur Scout


Toby O'Brien
Amateur Scout


Austin Dunne
Amateur Scout


Paul Merritt
Amateur Scout


Bo Berglund
Amateur Scout


Norm Poisson
Amateur Scout


Jussi-Kari Koskinen
Amateur Scout


Monty Trottier
Amateur Scout


Keith Hendrickson
Amateur Scout


Brandon Jay
Amateur Scout


Victor Nybladh
Amateur Scout


Jim Kovachik
Amateur Scout


Chris Moulton
Amateur Scout

Player Development



Dennis Miller
Player Development



Jason Long
Player Development



Dawn Braid
Skating Coach

Medical



Les Bisson, M.D.
Medical Director/Orthopedist



Mark Fineberg, M.D.
Orthopedist



Wiiliam Hartrich, M.D.
Team Physician



Steve Jenson, D.D.S.
Oral Surgeon



David Croglio, D.D.S.
Team Dentist



John L. Butsch, M.D.
Team Doctor Emeritus

Legal, Finance & Administration



David Zygaj
VP of Legal & Administrative Affairs



Chuck LaMattina
VP of Finance & Business Operations



Kristin Zirnheld
Corporate Controller



Christine Ivansitz
Accounting Manager



Birgid Haensel
Payroll & Human Resources Manager



Ann Pastwick
Payroll & Human Resources Assistant



Kim Binkley
Accounts Payable Clerk



Fay McNamara
Executive Assistant



Nadine Leone
Executive Assistant

Broadcast



Chrisanne Bellas
VP of Broadcasting



Joe Pinter
TV Producer



Matt Gould
TV Director



Drew Boeing
Lead Feature Editor/ Associate Producer



Mark Blaszak
Videographer/Editor



Jason Wiese
Production Coordinator



Jeff Hill
Videoboard Director/Editor



Tony Vescio
Videographer



Rick Jeanneret
Play-by-Play



Rob Ray
Color Commentator



Dan Dunleavy
Play-by-Play/Reporter



Brian Duff
Studio Host



Mike Robitaille
Analyst



Kevin Sylvester
Radio Host

Merchandise



Michael Kaminska
Director of Merchandise



Glenn Barker
Merchandise Manager Inventory Control



Jeff Smith
Merchandise Manager Event Sales



Theresa Cerabone
Store Manager



Katie Mumbach-Kay
Assistant Store Manager

Game Presentation



Jenifer Rehac
Director of Game Presentation



Kelsey Schneider
Game Presentation Coordinator



Jason Holler
Lead Editor



David Jackson
Motion Graphics Designer

Creative Services



Frank Cravotta
VP of Creative Services



Vicki Sitek
Senior Graphic Designer



Melissa Gebhardt
Graphic Designer



Lindsey Caber
Graphic Designer

Public & Community Relations



Michael Gilbert
VP of Public & Community Relations



Chris Bandura
Director of Media Relations



Ian Ott
Public Relations Assistant



Marc Heintzman
Public Relations Assistant



Rich Jureller
Director of Community Relations



Teresa Belbas
Community Relations Manager



Lauren Yurko
Community Relations Assistant



Ed Grudzinski
Youth Hockey Coordinator



Bill Wippert
Team Photographer



Larry Playfair
Director of Alumni Relations



Rob Ray
President of Alumni Association



Gilbert Perreault
Corporate & Community Relations Liaison

Marketing



Brent Rossi
VP of Brand Strategy & Marketing



Tom Matheny
Database Marketing Manager



Scott Miner
Digital Media Manager



Kevin Snow
Digital Content Manager



Craig Kanalley
Social Media Manager



Chris Ryndak
Digital Content Coordinator



Cara Foligno
Marketing Coordinator

Sponsorship Sales



John Livsey
VP of Sales & Business Development



Joe Foy
Director of Corporate Sales



Pete Petrella
Director of Business Development



Rob Nugent
Account Executive



Jon Latke
Senior Partnership Services Manager



Katy Ryan
Partnership Services Manager



Joe Hartman
Fulfillment Coordinator

Ticket Operations



John Sinclair
VP of Tickets & Services



Marty Maloney
Director of Ticket Operations



Paul Barker
Box Office Manager



Gretchen Knott
Box Office Coordinator



Melissa Rugg
Ticket Administrator



Roxanne Anderson
Senior Account Services Representative



Kristin DeBellis
Account Service Representative



Melissa Eagen
Account Service Representative



Kevin Kennedy
Account Service Representative



Michelle Mitchell
Suite Services Coordinator



Saralynn Ruhland
Receptionist



Joe Crozier
Special Consultant

First Niagara Center



Stan Makowski
VP of Arena Operations



Jennifer Van Rysdam
VP of Arena Events



Tom Ahern
VP of Arena Services



Beth Guiliani-Gatto
Director of Arena Operations



Robert Neumann
Event Manager



Charlie Cannan
Event Manager



Marc Brenner
Security Manager



Tracey Mancini
Arena Marketing Manager



Dennis Hooper
Director of Building Services



Mike Queeno
Technical Communications Manager



Ray Riel
Technical Communications Manager



Bruce Johnson
Chief Engineer

First Niagara Center


Mark Harrington
Head Ice Technician


Rodney Bailey
Housekeeping Manager


Michael Destino
Maintenance Crew


Steve Gore
Maintenance Crew


Andrew Chamberlin
Maintenance Crew


Jason Sattleberg
Maintenance Crew


Rashad Dukes
Utility Crew Supervisor


Mike Monahan
Housekeeping


James George
Housekeeping


Nicole Vari
Housekeeping


Julie Krzyzanowski
Administrative Assistant/ Operations


JoAnn Mohler
Administrative Assistant/ Operations


James McDuffie
Security Officer


Amanda Szulist
Security Officer


Derek Jaworek
Security Officer


Joseph Mejak
Security Officer


Sam Buffum
Parking Manager

Michael Gilbert | VP of Public & Community Relations



Michael Gilbert begins his 16th season with the Sabres organization and his 18th year overall in the National Hockey league. Gilbert oversees the Public Relations and Community Relations departments for the Sabres, as well as for the Buffalo Bandits (NLL). He is also responsible for supervising the youth hockey and fan development initiatives for the organizations and serves as the team liaison to the Buffalo Sabres Foundation. He is also intimately involved in the design and construction of the $172.2 million HARBORcenter project across from the First Niagara Center that will open in September 2014. Gilbert is a member of the Buffalo Sabres Hall of Fame Committee and the Board of Directors for the Police Athletic League (PAL).

Prior to joining the Sabres, Gilbert was the director of public relations for the New Jersey Devils from 1995-1997. He was part of a staff in New Jersey that earned the Professional Hockey Writers' Association's Dick Dillman Award for excellence in public relations for the 1996-97 season. Gilbert's success followed him to the Sabres where the Communications Department was acknowledged with the Dillman Award in 1997-98. Before his move to the NHL, Gilbert was the assistant director of public relations for the NFL's Philadelphia Eagles for four years (1991-95), assisting with the day-to-day operations of that team's PR department. His football background also includes stints as assistant director of public relations for the Raleigh-Durham Skyhawks of the WLAF (1990) and as a graduate assistant with the Buffalo Bills (1988-90).

Gilbert grew up in the Buffalo suburb of Tonawanda and graduated from Canisius College in Buffalo in 1990 with degrees in communications and history. He and his wife, Amy, reside in Amherst, NY, with their sons, Mark (14) and Jack (12), and daughter, Grace (10).

Chris Bandura | Director of Media Relations



Chris Bandura enters his ninth season with the organization and third as the Sabres' director of media relations after spending his first six seasons as the team's media relations coordinator. As the primary contact between the team and the media at home and on the road, Bandura is responsible for arranging interviews, coordinating press conferences and assisting in game-day operations. Bandura also oversees the day-to-day operations of the public relations staff. Before joining the Sabres, Bandura spent two years as the media relations coordinator for the Rochester Sports Group, which included the Rochester Americans hockey team (AHL), Rochester Raging Rhinos soccer team (USL First Division), Rochester Knighthawks (NLL) and Rochester Rattlers (MLL). Prior to his stint in Rochester, Bandura was the vice president of operations for the Columbus Landsharks of the National Lacrosse League (2001-03). He has also spent time in the NLL Front Office as the director of media relations (1999-00). A 1999 graduate of Utica College of Syracuse University, Bandura was born and raised in Cheektowaga, NY. He and his wife, Kimberly, reside in West Seneca, NY, with their daughter, Rosalie, and son, Charlie.

Ian Ott | Public Relations Assistant



Ian Ott begins his third season as a public relations assistant and fourth season with the organization. Ott joined the Sabres' Public Relations Department as a graduate assistant before the 2010-11 season and became a full-time employee in July 2011. Some of Ott's primary duties include serving as the editor for the team's media guide, preparing game notes and writing press releases. He is also responsible for overseeing day-to-day media relations efforts for the Buffalo Bandits. A graduate of SUNY Oswego, Ott worked for the Oswego State Sports Information Department and as assistant sports editor of the school's newspaper while earning a bachelor's degree in journalism. He currently resides in Cheektowaga, NY.

Public Relations

> > > > personnel

Marc Heintzman | Public Relations Assistant



Marc Heintzman is entering his third season with the Buffalo Sabres as a public relations assistant. Some of Heintzman's duties include serving as the coordinator for the team's game night program, writing press releases and coordinating media credentials. Prior to joining the Sabres, Heintzman spent time working with the Buffalo Bills media relations department, as well as the communications department of NBC Sports & Olympics at the 2010 Winter Olympic Games in Vancouver. He holds a degree in public relations from the S.I. Newhouse School of Public Communications at Syracuse University, where he also worked for four years as an intern in the Athletic Communications office. Heintzman was born and raised in Williamsville, NY.

Dan Peters | Graduate Assistant



Dan Peters will serve as the Public Relations Graduate Assistant for the Buffalo Sabres for the 2013-14 season. Peters' primary duties relate to assisting in the day-to-day operations of the Sabres' and Buffalo Bandits' (NLL) public relations departments. Prior to joining the organization, he spent two seasons working with the Rochester Americans' public relations department, as well as the Sabres' new media department during the 2011 World Junior Championship. Peters also served as the public relations specialist for USA Hockey's 2013 National Player Development Camps, which were held at the Northtown Center in Williamsville. A native of Lewiston, NY, he is a recent graduate of St. John Fisher College with a degree in Sport Management.



2013-14 Buffalo Sabres

PLAYERS

BUFFALO SABRES

10 DEFENSE *left*

Born July 6, 1982 in Moers, GERMANY

6 ft 2 in 196 lbs



Christian EHRHOFF



CAREER GAME HIGHS:

Goals:	2, 11/20/09 vs. COL
Assists:	3, (3x). Most recent: 2/19/12 vs. PIT
Points:	3, (4x). Most recent: 2/19/12 vs. PIT (0+3)
Penalty Minutes:	9, 1/3/09 vs. NYI
Longest Point Streak:	5 games, (3x). Most recent: 1/21/10 vs. DAL to 1/30/10 at TOR (2+3)

CAREER TRANSACTIONS:

Rights acquired from NY Islanders for a fourth-round pick in the 2012 NHL Entry Draft, June 29, 2011; Rights traded to NY Islanders by Vancouver for a fourth-round pick in the 2012 NHL Entry Draft, June 28, 2011; Traded to Vancouver by San Jose with Brad Lukowich for Daniel Rahimi and Patrick White, August 28, 2009; Selected by San Jose in the 4th round (106th overall) of the 2001 NHL Entry Draft.

Season Stats

2012-13: Games missed due to injury: one – muscle strain (2/5) • Finished 10th among all NHL skaters with an average TOI of 25:11, the highest average of his career and the highest per-game average by a Sabres skater since Alexei Zhitnik skated 26:32 per game in the 2002-03 season • Led all Sabres skaters in average power play TOI (3:30) and tied for first with a plus- 6 rating • Finished first among Sabres defensemen in goals (5), assists (17), points (22) and shots (102, which ranked 8th among all NHL defensemen) • Four game point-streak (1+4, 4/13-4/19) • Skated in his 600th career NHL game vs. WSH (3/30).

Career Stats

2011-12: Games missed due to injury: 16; 11 – upper body (12/31-1/21), five – lower body (3/30-4/7) • Led team in average TOI per game (23:03) and had more than 20 minutes of TOI in 58 of 66 games • Sabres were 36-22-8 with Ehrhoff in the lineup • Sabres were 20-4-1 when he recorded at least one point and 6-0-0 when he had a multi-point game this season • Recorded 200th career assist vs. MTL (3/21) • Tied his career highs for points and assists with three assists vs. PIT (2/19) • Logged a season-high 32:48 TOI vs. NYI (11/29), the second-highest total in his career • Had three-game point streaks 11/8-11/12 and 10/14-10/18…**2010-11:** Led Canucks defensemen, tied for fourth on the team and tied for seventh in the league among defensemen in scoring (50) • Set new career highs for assists (36) and points (50) • Won the Walter (Babe) Pratt award as the Canucks' Best Defenseman • Ranked second on the team in blocked shots (108) and average ice time per game (23:59) • Ranked fourth on the team, led Canucks defensemen and tied for fourth in the league among defensemen in power play scoring (6+22) • Notched the game-winning overtime goal in the Canucks' last game of the season at CGY (4/9) • Collected assists in four consecutive games (0+7) from 3/8-3/14 • Established a four-game scoring streak (0+4) from 2/12-2/17 • Recorded 200th career point at WSH (1/14) • Notched an assist in three consecutive games from 11/11-11/15…**2011 Playoffs:** Registered four points (1+3) in seven first-round games against CHI • Picked up five points (1+4) in six games against NSH in the WCSF • Recorded two assists in three games against SJS in the WCF • Registered one assist against BOS in the SCF to finish playoffs ranked second in scoring among all NHL de-

Ehrhoff *vs. NHL*

Team	GP	G	A	P	PIM
Anaheim	40	5	16	21	34
Boston	14	3	7	10	8
Buffalo	6	0	3	3	6
Calgary	31	3	13	16	16
Carolina	11	0	7	7	6
Chicago	25	5	9	14	18
Colorado	31	2	12	14	12
Columbus	26	7	8	15	25
Dallas	37	3	13	16	28
Detroit	26	5	10	15	28
Edmonton	28	2	7	19	16
Florida	13	1	4	5	15
Los Angeles	34	4	8	12	24
Minnesota	31	1	13	14	20
Montreal	19	1	9	10	8
Nashville	28	1	9	10	24
New Jersey	12	0	2	2	14
N.Y. Islanders	11	2	2	4	13
N.Y. Rangers	13	0	3	3	4
Ottawa	15	0	6	6	13
Philadelphia	12	3	4	7	6
Phoenix	37	5	10	15	20
Pittsburgh	13	0	9	9	6
San Jose	8	0	4	4	4
St. Louis	26	2	5	7	16
Tampa Bay	11	0	4	4	12
Toronto	14	2	9	11	2
Vancouver	18	3	5	8	8
Washington	12	3	4	7	9
Winnipeg	11	0	2	2	4
NHL Totals	**613**	**63**	**217**	**280**	**419**



Christian EHRHOFF

fensemen with a career-best 12 points (2+10)…**2009-10:** Finished second among all Canucks defensemen in scoring • Set career highs in goals (14) and points (44) in 80 regular season games played, logging an average TOI of 22:47 • Finished first among Canucks defensemen and fifth in the NHL in plus/minus with a plus-36 rating • Led all Canucks defensemen and ranked 15th among NHL defensemen in points • Registered a three-game assist streak (0+3) from 3/16-3/20 • Established a three-game point streak (1+3) from 3/7-3/10 • Appeared in 400th career game at FLA (2/11) • Recorded points, including a game-winning goal, in three consecutive games from 2/14-3/3 (1+3) • Appeared in four games for Team Germany at the 2010 Olympic Winter Games • Established longest point streak of the season, recording five points (2+3) in five games from 1/21-1/30 • Tallied three points (2+1) to tie a career high for most points in a game vs. COL (11/20) • Had a three-game point streak (1+3) from 10/24-10/27 • Had a four-game scoring streak (2+3) from 10/5-10/16…**2010 Playoffs:** Set a career high in playoff points with seven points (3+4) in 12 games…**2008-09:** Finished the season with new career highs in assists (34) and points (42); tied for 23rd among NHL defensemen in points • Had his third multi-point game of the season (1+1) vs. DET (1/17) • Tied a career high with a five-game point/assist streak (1+5) from 10/18-10/28…**2009 Playoffs:** Led Sharks in average TOI per game in the postseason (24:47)…**2007-08:** Led the team in blocked shots (108) • Logged a career high 29:30 TOI vs. CHI (2/2)…**2008 Playoffs:** Had two multi-point games in the playoffs…**2006-07:** Ranked second among Sharks defensemen in points (33) • Set a career high in goals (10) • Set a single-game highs in points and assists, recording three assists vs. LAK (3/27)…**2005-06:** Tied a San Jose franchise high with 10 shots on net vs. NSH (3/11) • Recorded two points in five games for Germany at the Winter Olympics…**2006 Playoffs:** Scored the game-winner in Game 1 of the WCSF vs. EDM (5/7) • Notched three assists in Game 3 of the WCQF vs. NSH (4/25)…**2004-05:** Named to the 2005 Dodge AHL All-Star team • Led all AHL defensemen in shots on goal (237) • Led Cleveland defensemen in goals, assists, points and power play goals…**2003-04:** Played for the Western Conference YoungStars team at NHL All-Star Weekend as a rookie.

Career Statistics

			Regular Season											Playoffs					
Season	**Team**	**League**	**GP**	**G**	**A**	**P**	**+/-**	**PIM**	**PP**	**SH**	**GW**	**S**	**S%**	**GP**	**G**	**A**	**P**	**PIM**
1998-99	Krefeld	Ger-Jr.	22	10	14	24	--	46	--	--	--	--	--	--	--	--	--	--	--
	Germany	WJC	6	1	2	3	--	6	--	--	--	--	--	--	--	--	--	--	--
1999-00	Duisburg	Ger-3	41	3	12	15	--	50	--	--	--	--	--	--	--	--	--	--	--
	Germany	WJC	6	0	1	1	--	20	--	--	--	--	--	--	--	--	--	--	--
	Krefeld	DEL	9	1	0	1	--	6	--	--	--	--	--	3	0	0	0	0	
2000-01	Duisburg	Ger-3	6	1	2	3	--	12	--	--	--	--	--	--	--	--	--	--	--
	Krefeld	DEL	58	3	11	14	--	73	--	--	--	--	--	--	--	--	--	--	--
	Germany	WJC	5	1	3	4	--	6	--	--	--	--	--	--	--	--	--	--	--
2001-02	Krefeld	DEL	46	7	17	24	--	81	--	--	--	--	--	3	0	0	0	2	
	Germany	WJC	5	3	7	10	--	10	--	--	--	--	--	--	--	--	--	--	--
	Germany	OLY	7	0	0	0	--	8	--	--	--	--	--	--	--	--	--	--	--
	Germany	WC	7	2	3	5	--	4	--	--	--	--	--	--	--	--	--	--	--
2002-03	Krefeld	DEL	48	10	17	27	--	54	--	--	--	--	--	14	3	6	9	24	
	Germany	WC	7	0	0	0	--	8	--	--	--	--	--	--	--	--	--	--	--
2003-04	San Jose	NHL	41	1	11	12	4	14	0	0	1	58	1.7	--	--	--	--	--	--
	Cleveland	AHL	27	4	10	14	14	43	2	0	2	--	--	9	2	6	8	11	
2004-05	Cleveland	AHL	79	12	23	35	-12	103	7	0	3	--	--	--	--	--	--	--	--
	Germany	WC	6	0	1	1	--	4	--	--	--	--	--	--	--	--	--	--	--
2005-06	San Jose	NHL	64	5	18	23	10	32	2	0	2	124	4.0	11	2	6	8	18	
	Germany	OLY	5	1	1	2	--	4	--	--	--	--	--	--	--	--	--	--	--
2006-07	San Jose	NHL	82	10	23	33	8	63	6	0	2	164	6.1	11	0	2	2	6	
2007-08	San Jose	NHL	77	1	21	22	9	72	1	0	1	97	1.0	10	0	5	5	14	
2008-09	San Jose	NHL	77	8	34	42	-12	63	5	0	2	165	4.8	6	0	0	0	2	
2009-10	Vancouver	NHL	80	14	30	44	36	42	6	0	3	181	7.7	12	3	4	7	8	
	Germany	OLY	4	0	0	0	--	4	--	--	--	--	--	--	--	--	--	--	--
2010-11	Vancouver	NHL	79	14	36	50	19	52	6	0	3	209	6.7	23	2	10	12	16	
2011-12	Buffalo	NHL	66	5	27	32	-2	47	1	0	3	136	3.7	--	--	--	--	--	--
2012-13	Buffalo	NHL	47	5	17	22	6	34	1	0	2	102	4.9	--	--	--	--	--	--
	NHL Totals		**613**	**63**	**217**	**280**	**78**	**419**	**28**	**0**	**19**	**1236**	**5.1**	**73**	**7**	**27**	**34**	**64**	
	Buffalo Totals		**113**	**10**	**44**	**54**	**4**	**81**	**2**	**0**	**5**	**238**	**4.2**	**--**	**--**	**--**	**--**	**--**	

63 LEFT WING *left*

Born October 6, 1989 in Edmonton, ALBERTA

5 ft 9 in 169 lbs



tyler Ennis

Tyler ENNIS



CAREER GAME HIGHS:

Goals:	2, (3x). Most recent: 3/12/12 vs. MTL
Assists:	3, (2x). Most recent: 3/14/12 vs. COL
Points:	3, (6x). Most recent: 2/7/13 vs. MTL (1+2)
Penalty Minutes:	4, (3x). Most recent: 3/7/13 at NJD
Longest Point Streak:	5, (2x). Most recent: 3/10/12 at OTT to 3/19/12 at TBL (4+5)

CAREER TRANSACTIONS:

Selected by Buffalo in the 1st round (26th overall) of the 2008 NHL Entry Draft.

Season Stats

2012-13: Games missed due to injury: one – upper body (3/12) • Tied for most assists (21) among all Sabres skaters • Led all Sabres forwards in average power play TOI (3:22) • Recorded seven points (3+4) over a six game span (2/5-2/15) and eight points (2+6) over a seven game span (3/17-3/30) • Tied career high with three points (1+2) vs. MTL (2/7) • Logged a career-high 24:12 TOI vs. TOR (3/21), tallying a goal and an assist for his seventh of eight multi-point games • Registered a four-game point-streak (1+4, 4/14-4/22).

Career Stats

2011-12: Games missed due to injury: 34; 17 – ankle (10/25-12/2), 17 – ankle (12/20-1/24) • Sabres were 15-3-5 when Ennis recorded at least one point and 7-1-1 when he had a multi-point game • Sabres were 27-13-8 with Ennis in the lineup • Led all Sabres with a plus-11 rating • Career-best five-game point streaks from 2/24-3/3 (1+4) and 3/10-3/19 (4+5) • Four-game point streak (3+4) from 3/27-4/3 • Recorded 27 points (11+16) in 26 games from 2/16-4/3 • Tied career high with three points (0+3) vs. COL (3/14), his fourth career three-point game • Scored two goals vs. MTL (3/12), his third career multi-goal game • Played 100th career NHL game vs. DET (12/2)… **2010-11:** Appeared in all 82 games • Ranked fourth in rookie scoring with 49 points (20+29) • First Sabres rookie to score 20 goals since Thomas Vanek (25, 2005-06) • Most points by a Sabres rookie since Derek Plante (56, 1993-94) • Scored two goals, including the game-winner, vs. ANA (12/21) • Scored three goals in four games from 11/10-11/15 • Scored game-deciding goal on first career shootout attempt at TOR (11/6), again vs. BOS (1/1) • Sabres were 14-2-2 when Ennis scored at least one goal, 12-1-1 in his multi-point games… **2011 Playoffs:** Recorded an assist and two hits in Game 4 vs. PHI (4/20) • Registered first career multi-goal playoff game (2+0), including OT goal in Game 5 at PHI (4/22) • Extended his point streak to three games with an assist in Game 6 vs. PHI (4/24)… **2009-10:** Named 2009-10 AHL Rookie of the Year • Named to 2009-10 AHL All-Rookie Team • Scored first AHL goal and assist in four-point performance (3+1) vs. Hartford (10/16) • Scored first career NHL goal in NHL debut at PHI (11/27); 21st Sabres skater to score in his debut, and first since Denis Hamel on 1/6/00 • Named MVP of 2010 AHL All-Star Game after tallying three points (1+2) for the Canadian All-Stars • Registered first career three-assist game at MAN (1/12) • Recalled to Buffalo on an emergency basis (3/27) • Recorded a three-point game (1+2) vs. NYR (4/6)… 2010 Playoffs: Made NHL playoff debut vs. BOS (4/15) • Registered first NHL playoff point (assist) vs. BOS (4/17) • Scored first NHL playoff goal vs. BOS (4/23)… **2008-09:** Named

Ennis *vs. NHL*

Team	GP	G	A	P	PIM
Anaheim	3	2	1	3	0
Boston	17	4	9	13	2
Calgary	1	0	0	0	0
Carolina	9	0	3	3	4
Chicago	2	0	1	1	0
Colorado	2	0	3	3	2
Columbus	2	2	2	4	2
Dallas	2	0	0	0	0
Detroit	2	0	0	0	0
Edmonton	1	0	0	0	0
Florida	11	3	6	9	0
Los Angeles	2	0	0	0	0
Minnesota	2	0	0	0	0
Montreal	17	6	5	11	6
Nashville	2	2	0	2	0
New Jersey	9	2	2	4	12
N.Y. Islanders	9	2	5	7	4
N.Y. Rangers	11	3	8	11	8
Ottawa	13	5	5	10	4
Philadelphia	11	2	3	5	2
Phoenix	1	0	0	0	0
Pittsburgh	11	3	1	4	4
San Jose	3	0	2	2	0
St. Louis	1	0	0	0	0
Tampa Bay	11	1	6	7	0
Toronto	14	5	6	11	4
Vancouver	2	2	0	2	2
Washington	8	1	6	7	4
Winnipeg	8	3	1	4	6
NHL Totals	**187**	**48**	**75**	**123**	**66**



alternate captain for Medicine Hat (WHL) • Tied career high with team-high 43 goals • Led all Medicine Hat skaters with 85 points • Led team in playoff scoring with 19 points (8+11) • Selected to WHL East Division First All-Star Team and named WHL Most Sportsmanlike Player for second consecutive year • Represented Team Canada at 2010 World Junior Championship • Scored seven points (3+4) in six games, helping Canada to a gold medal… **2007-08:** Led Medicine Hat skaters in all scoring categories, setting career-high marks in each (43+48) • Participated in the 2008 Top Prospects Game • Scored a goal while serving as alternate captain for Team WHL at the 2008 Canada-Russia Challenge • Tied for team lead with four playoff points (0+4) • Nominated to WHL East Division First All-Star Team • Named WHL Most Sportsmanlike Player.

Career Statistics

			Regular Season											Playoffs				
Season	Team	League	GP	G	A	P	+/-	PIM	PP	SH	GW	S	S%	GP	G	A	P	PIM
2005-06	Medicine Hat	WHL	43	3	7	10	-1	10	2	0	--	--	--	7	0	0	0	0
2006-07	Medicine Hat	WHL	71	26	24	50	1	30	13	0	--	--	--	22	8	4	12	6
2007-08	Medicine Hat	WHL	70	43	48	91	11	42	15	0	--	--	--	5	0	4	4	6
2008-09	Medicine Hat	WHL	61	43	42	85	11	21	13	2	--	--	--	11	8	11	19	10
	Canada	WJC	6	3	4	7	1	0	--	--	--	--	--	--	--	--	--	--
2009-10	Portland	AHL	69	23	42	65	-1	12	9	0	--	184	12.5	--	--	--	--	--
	Buffalo	NHL	10	3	6	9	1	6	0	0	0	23	13.0	6	1	3	4	0
2010-11	Buffalo	NHL	82	20	29	49	0	30	5	0	1	210	9.5	7	2	2	4	4
2011-12	Buffalo	NHL	48	15	19	34	11	14	2	0	1	82	18.3	--	--	--	--	--
2012-13	Buffalo	NHL	47	10	21	31	-14	16	2	0	0	108	9.3	--	--	--	--	--
	NHL Totals		**187**	**48**	**75**	**123**	**-2**	**66**	**9**	**0**	**2**	**423**	**11.3**	**13**	**3**	**5**	**8**	**4**
	Buffalo Totals		**187**	**48**	**75**	**123**	**-2**	**66**	**9**	**0**	**2**	**423**	**11.3**	**13**	**3**	**5**	**8**	**4**



1 GOALTENDER *left*

Born June 25, 1988 in Stockholm, SWEDEN

5 ft 10 in 165 lbs



jhonas Enroth

Jhonas ENROTH



CAREER GAME HIGHS:

Most Shots Faced:	46, 12/31/2011 vs. OTT
Most Saves:	44, 12/31/2011 vs. OTT
Most Saves in Shutout:	34, 11/18/11 at CAR
Longest Shutout Sequence:	107:39, 10/27/11 vs. CBJ to 11/4/11 vs. CGY
Most Goals Allowed:	6, 1/18/12 at CHI
Longest Winning Streak:	4 games, 2/15/11 at MTL to 3/30/11 vs. NYR

CAREER TRANSACTIONS:

Selected by Buffalo in the 2nd round (46th overall) of the 2006 NHL Entry Draft.

Season Stats

2012-13: In his final six starts of the season, compiled a record of 4-1-1 with a 1.47 goals against average and .956 save percentage • Made a season-high 37 saves vs. WPG (4/22), which included a save on an Evander Kane penalty shot • Made 29 saves vs. PHI (4/13) for his third career shutout and first since 11/18/11 at CAR; all three of his shutouts have been 1-0 Sabres victories • Made 32 saves vs. NYR (3/12) for his first win since 11/26/11 vs. WSH.

Career Stats

2011-12: Named to the 2012 NHL All-Rookie Team • Led all NHL rookie goaltenders in games played (26), games started (22), saves (693) and shots against (756) • Second among NHL rookie goalies in wins (8) • Only Sabres player besides Jason Pominville to dress for every game • Recorded second career shutout with 34 saves at CAR (11/18)… **2010-11:** Went 9-2-2 in five recalls • Made 23 saves in first career NHL shutout vs. NYR (3/30) • Became first goaltender in NHL history to record each of his first three wins in a shootout • First career NHL win at TOR (11/6) • Was 20-17-2 with a .912 SV% and a 2.78 GAA in Portland (AHL)… **2011 Playoffs:** Made NHL playoff debut in relief of Ryan Miller in Game 6 vs. PHI (4/24)… 2009-10: Recorded first NHL start at BOS (11/7), finishing with 33 saves on 37 shots in a losing effort • Won career-high 28 AHL games • Posted career-high fifth shutout with a 38-save performance at PRO (2/15)… **2008-09:** In 58 games played with Portland finished with a 26-23-6 record, 2.75 GAA, a .914 save percentage and three shutouts • Second among rookies in wins, and fourth in shutouts • Won six straight games from 10/25 to 11/14 • Did not play during four-game recall to Buffalo • Served as backup for three games (2/24-2/28), and was a healthy scratch for one (3/4)… **2007-08:** Sodertalje (SEL): Led all goaltenders with a 2.13 GAA in 27 games • Finalist for the league's Rookie of the Year award • Backstopped Sweden to a silver medal at the 2008 World Junior Championships; posted a record of 4-1 in the tournament, with a 2.33 GAA and .905 save percentage • Only loss was a 3-2 OT decision against Team Canada in the gold medal game.

Enroth *vs. NHL*

Team	GP	GA	SO	W	L	O	GAA
Anaheim	0	0	0	0	0	0	0.00
Boston	6	19	0	0	3	2	4.00
Calgary	1	1	0	1	0	0	1.00
Carolina	3	6	1	2	1	0	1.98
Chicago	1	6	0	0	1	0	6.00
Colorado	0	0	0	0	0	0	0.00
Columbus	3	9	0	2	1	0	4.78
Dallas	0	0	0	0	0	0	0.00
Detroit	2	3	0	0	1	0	1.89
Edmonton	0	0	0	0	0	0	0.00
Florida	0	0	0	0	0	0	0.00
Los Angeles	0	0	0	0	0	0	0.00
Minnesota	1	2	0	1	0	0	2.00
Montreal	5	9	0	3	0	0	2.34
Nashville	0	0	0	0	0	0	0.00
New Jersey	3	11	0	1	1	0	3.79
N.Y. Islanders	2	5	0	0	2	0	2.52
N.Y. Rangers	5	12	1	2	2	1	2.56
Ottawa	5	13	0	3	1	1	2.52
Philadelphia	4	6	1	1	1	0	2.00
Phoenix	1	3	0	0	1	0	3.05
Pittsburgh	3	6	0	1	2	0	2.42
San Jose	0	0	0	0	0	0	0.00
St. Louis	0	0	0	0	0	0	0.00
Tampa Bay	2	3	0	2	0	0	1.50
Toronto	1	2	0	1	0	0	1.88
Vancouver	0	0	0	0	0	0	0.00
Washington	3	9	0	1	0	2	2.87
Winnipeg	2	4	0	0	1	1	2.00
NHL Totals	**53**	**129**	**3**	**21**	**18**	**7**	**2.72**



Jhonas ENROTH

Career Statistics

			Regular Season									Playoffs							
Season	Team	League	GP	W	L	OT	GA	SO	GAA	SV%	MIN	GP	W	L	GA	SO	GAA	SV%	MIN
2003-04	Huddinge U18	Swe-U18	6	--	--	--	15	0	2.77	--	324	--	--	--	--	--	--	--	--
2004-05	Huddinge Jr.	Swe-Jr.	19	--	--	--	49	3	2.57	--	1144	3	--	--	6	1	1.93	--	186
	Huddinge U18	Swe-U18	2	--	--	--	5	0	2.40	--	125	--	--	--	--	--	--	--	--
	Huddinge	Sweden-2	2	--	--	--	6	0	6.95	--	51	--	--	--	--	--	--	--	--
2005-06	Sodertalje Jr.	Swe-Jr.	39	--	--	--	86	1	2.17	--	2378	4	--	--	9	0	2.22	--	243
	Sodertalje U18	Swe-U18	2	--	--	--	5	0	2.50	--	120	--	--	--	--	--	--	--	--
2006-07	Sodertalje	Sweden	24	20	2	2	57	3	1.76	--	1938	--	--	--	--	--	--	--	--
	Sodertalje U20	Sweden J20	3	2	1	0	4	0	1.33	--	180	--	--	--	--	--	--	--	--
	Sweden	WJC	3	2	1	0	7	0	2.91	.887	144	--	--	--	--	--	--	--	--
2007-08	Sodertalje	Sweden	27	10	14	3	56	2	2.13	--	--	--	--	--	--	--	--	--	--
	Sweden	WJC	5	4	1	0	12	0	2.33	.905	--	--	--	--	--	--	--	--	--
	Sodertalje U20	Sweden J20	1	--	--	--	4	0	4.05	--	840	--	--	--	--	--	--	--	--
2008-09	Portland	AHL	58	26	23	6	157	3	2.75	.910	3424	5	1	4	10	1	2.27	.940	264
2009-10	Portland	AHL	48	28	18	1	110	5	2.37	.919	2781	--	--	--	--	--	--	--	--
	Buffalo	NHL	1	0	1	0	4	0	4.14	.892	58	--	--	--	--	--	--	--	--
2010-11	Portland	AHL	41	20	17	2	111	0	2.78	.912	2393	4	1	2	10	0	2.77	.912	217
	Buffalo	NHL	14	9	2	2	35	1	2.73	.907	769	1	0	0	1	0	3.53	.875	17
2011-12	Buffalo	NHL	26	8	11	4	63	1	2.70	.917	1399	--	--	--	--	--	--	--	--
2012-13	Buffalo	NHL	12	4	4	1	27	1	2.60	.919	623	--	--	--	--	--	--	--	--
	NHL Totals		**53**	**21**	**18**	**7**	**129**	**3**	**2.72**	**.914**	**2850**	**1**	**0**	**0**	**1**	**0**	**3.53**	**.875**	**17**
	Buffalo Totals		**53**	**21**	**18**	**7**	**129**	**3**	**2.72**	**.914**	**2850**	**1**	**0**	**0**	**1**	**0**	**3.53**	**.875**	**17**



65

CENTER *right*

Born July 26, 1988 in Lynnfield, MASSACHUSETTS

6 ft 0 in 180 lbs



brian FLYNN

Brian FLYNN



CAREER GAME HIGHS:

Goals:	1, (6x). 4/26/13 vs. NYI
Assists:	1, (5x). Most recent: 4/14/13 vs. TBL
Points:	1, (11x). Most recent: 4/26/13 vs. NYI (1+0)
Penalty Minutes:	N/A
Longest Point Streak:	3 games, 3/7/13 at NJD to 3/12/13 vs. NYR (2+1)

CAREER TRANSACTIONS:

Signed by Buffalo as a free agent, March 29, 2012.

Season Stats

2012-13: Appeared in 26 games with Buffalo, tallying 11 points (6+5) • Also played in 45 regular season games for Rochester (AHL), where he registered 32 points (16+16) and three playoff games, where he was held scoreless • Tied for first among Sabres skaters with a plus-6 rating • Registered four points (2+2) over a five game span (4/2-4/11) • Logged a career-high 18:32 TOI vs. TBL (4/14), registering an assist • Tallied his first career shorthanded goal and logged a career-high 17:58 TOI vs. MTL (4/11) • Three game point-streak (2+1) from 3/7-3/12 • Notched his first NHL assist vs. NYR (3/12) • Tallied a goal for the second consecutive game and logged 16:52 TOI at PHI (3/10) • Scored his first NHL goal at NJD (3/7) • Made his NHL debut vs. NJD (3/2) • Recalled from Rochester (AHL) on 3/1; ranked 10th among AHL rookies in goals (16) and points (32) at time of recall.

Career Stats

2011-12: Appeared in 5 games with Rochester (AHL), tallying one point (0+1) • Also played in 38 games as a senior at Maine for the Black Bears, finishing second on the team with 48 points • Served as a captain of the Black Bears • Selected to the Hockey East First-Team All Stars…**2010-11:** Suited up for 36 games at Maine, netting a team-high 20 goals and also amassing 36 points (20+16) • Scored points in 24 of Maine's 36 games • Received the Len Ceglarski Award, which is presented to the player most exemplifying the qualities of sportsmanship on the ice… **2009-10:** Appeared in 39 games for Maine, recording 47 points (19+28) • Named Hockey East Player of the Month for February after scoring 10 goals and adding five assists for 15 points • Had five goals and two assists in Maine's 8-4 victory over UMass Lowell (2/19), tying a school-record for goals in a game and setting a new mark for points in a game … **2008-09:** Played in 38 games for Maine during his freshman season, collecting 25 points (12+13).

Flynn *vs. NHL*

Team	GP	G	A	P	PIM
Anaheim	0	0	0	0	0
Boston	2	0	0	0	0
Buffalo	0	0	0	0	0
Calgary	0	0	0	0	0
Carolina	1	0	0	0	0
Chicago	0	0	0	0	0
Colorado	0	0	0	0	0
Columbus	0	0	0	0	0
Dallas	0	0	0	0	0
Detroit	0	0	0	0	0
Edmonton	0	0	0	0	0
Florida	0	0	0	0	0
Los Angeles	0	0	0	0	0
Minnesota	0	0	0	0	0
Montreal	3	1	0	1	0
Nashville	0	0	0	0	0
New Jersey	3	1	0	1	0
N.Y Islanders	1	1	0	1	0
N.Y. Rangers	3	0	1	1	0
Ottawa	2	1	0	1	0
Philadelphia	2	1	0	1	0
Phoenix	0	0	0	0	0
Pittsburgh	2	0	1	1	0
San Jose	0	0	0	0	0
St. Louis	0	0	0	0	0
Tampa Bay	2	0	2	2	0
Toronto	1	0	0	0	0
Vancouver	0	0	0	0	0
Washington	2	1	0	1	0
Winnipeg	2	0	1	1	0
NHL Totals	**26**	**6**	**5**	**11**	**0**

Career Statistics

			Regular Season											*Playoffs*					
Season	**Team**	**League**	**GP**	**G**	**A**	**P**	**+/-**	**PIM**	**PP**	**SH**	**GW**	**S**	**S%**	**GP**	**G**	**A**	**P**	**PIM**
2008-09	Maine	H-EAST	38	12	13	25	-1	10	5	0	1	78	--	--	--	--	--	--
2009-10	Maine	H-EAST	39	19	28	47	7	12	8	1	1	128	--	--	--	--	--	--
2010-11	Maine	H-EAST	36	20	16	36	5	8	5	1	4	146	--	--	--	--	--	--
2011-12	Maine	H-EAST	40	18	30	48	18	37	7	0	4	161	--	--	--	--	--	--
	Rochester	AHL	5	0	1	1	-2	2	0	0	0	8	0.0	--	--	--	--	--
2012-13	Buffalo	NHL	26	6	5	11	6	0	0	1	1	49	12.2	--	--	--	--	--
	Rochester	AHL	45	16	16	32	-3	18	6	0	2	99	16.2	3	0	0	0	4
	NHL Totals		**26**	**6**	**5**	**11**	**6**	**0**	**0**	**1**	**1**	**49**	**12.2**	**--**	**--**	**--**	**--**	**--**
	Buffalo Totals		**26**	**6**	**5**	**11**	**6**	**0**	**0**	**1**	**1**	**49**	**12.2**	**--**	**--**	**--**	**--**	**--**

82 LEFT WING *left*

Born August 10, 1991 in Buffalo, NEW YORK

6 ft 3 in 223 lbs



marcus Foligno

Marcus FOLIGNO



CAREER GAME HIGHS:

Goals:	2, (3x). Most recent: 3/12/13 vs. NYR
Assists:	2, (4x). Most recent: 2/7/13 vs. MTL
Points:	2, (7x). Most recent: 3/12/13 vs. NYR (2+0)
Penalty Minutes:	7, 4/3/12 vs. TOR
Longest Point Streak:	5 games, 3/10/12 at OTT to 3/19/12 at TBL (5+2)

CAREER TRANSACTIONS:

Selected by Buffalo in the 4th round (104th overall) of the 2009 NHL Entry Draft.

Season Stats

2012-13: Finished in the top 10 among NHL rookies with 108 hits (4th), 41 PIM (6th) and 13 assists (T-8th) • Scored two goals vs. NYR (3/12) • Registered a pair of assists vs. TOR (1/29) and vs. MTL (2/7) • Four-game point streak (1+4, 1/27-2/2) • Logged a career-high 21:46 TOI vs. FLA (2/3).

Career Stats

2011-12: Recorded 13 points (6+7) in first 14 career games during four recalls • Named NHL Rookie of the Month for March with 11 points (6+5) in 11 games • Shooting percentage of 26.1% ranked second among all NHL players with more than 10 shots • Became just the third active player with five or more goals in his first six NHL games, joining Evgeni Malkin (7) and Teemu Selanne (5) • Became the third player in Sabres history with seven or more points in his first six career games, joining Phil Housley (9) and Ray Sheppard (7) • Five-game point streak (5+2) from 3/10-3/19 • Notched first career multi-point game (2+0) vs. COL (3/14) • Scored his first career NHL point (goal) at OTT (3/10) • Named Rochester Americans Rookie of the Year • Ranked fourth among Americans skaters with 39 points (16+23) in 60 games; added three points (2+1) in three playoff games with the Amerks • Led all Amerks and placed fourth among AHL rookies with a plus-19 rating • Led Rochester with five game-winning goals… **2010-11:** Completed fourth season with the Sudbury Wolves (OHL), capturing career-highs in goals (23), assists (36) and points (59) to finish third on the team in scoring • Contributed three points (2+1) and a team-high 24 PIM in eight playoff games with Sudbury • Scored 11 goals on the power play, second most among Wolves skaters, while averaging 1.26 points per game • Finished first on the team and second in the league with five shorthanded goals • Named to the OHL's Second All-Star Team • Selected as OHL Eastern Conference's "Best Body Checker" in the OHL Coaches Poll • Named to Team Canada for the 2011 World Junior Championships in Buffalo, earning a Silver Medal; recorded two goals and two assists in seven games… **2009-10:** Posted career highs in games played (67) and penalty minutes (156), finishing second on the team and 10th in the league in that category • Collected 39 points (14+25) to place sixth on the team in scoring • Appeared in four OHL playoff games, recording three points (1+2)… **2008-09:** Had a productive sophomore season with the Wolves, registering 30 points (12+18) in 65 games… **2007-08:** One of Sudbury's top five rookies despite notching 11 points (5+6) in 66 games.

Foligno *vs. NHL*

Team	GP	G	A	P	PIM
Anaheim	0	0	0	0	0
Boston	5	0	2	2	0
Calgary	0	0	0	0	0
Carolina	3	0	0	0	2
Chicago	0	0	0	0	0
Colorado	1	2	0	2	0
Columbus	0	0	0	0	0
Dallas	0	0	0	0	0
Detroit	0	0	0	0	0
Edmonton	0	0	0	0	0
Florida	3	1	1	2	2
Los Angeles	0	0	0	0	0
Minnesota	1	1	0	1	0
Montreal	7	0	4	4	9
Nashville	0	0	0	0	0
New Jersey	3	0	1	1	2
N.Y. Islanders	3	0	0	0	2
N.Y. Rangers	4	2	3	5	0
Ottawa	6	1	0	1	8
Philadelphia	4	0	0	0	6
Phoenix	0	0	0	0	0
Pittsburgh	4	0	0	0	2
San Jose	0	0	0	0	0
St. Louis	0	0	0	0	0
Tampa Bay	4	2	1	3	5
Toronto	6	1	5	6	12
Vancouver	0	0	0	0	0
Washington	4	1	2	3	0
Winnipeg	3	0	1	1	0
NHL Totals	**61**	**11**	**20**	**31**	**50**



Marcus FOLIGNO

Career Statistics

			Regular Season											Playoffs					
Season	Team	League	GP	G	A	P	+/-	PIM	PP	SH	GW	S	S%	GP	G	A	P	PIM
2006-07	Sudbury	ON-Minor	30	21	15	36	--	70	--	--	--	--	--	--	--	--	--	--
2007-08	Sudbury	OHL	66	5	6	11	-28	38	0	0	--	--	--	--	--	--	--	--
2008-09	Sudbury	OHL	65	12	18	30	-21	96	5	0	--	--	--	6	1	2	3	9
2009-10	Sudbury	OHL	67	14	25	39	-3	156	3	1	--	--	--	4	1	1	2	6
2010-11	Sudbury	OHL	47	23	36	59	5	92	11	5	--	--	--	8	2	1	3	24
	Canada	WJC	7	2	2	4	2	2	1	0	0	--	--	--	--	--	--	--
2011-12	Rochester	AHL	60	16	23	39	19	78	2	0	5	110	14.5	3	2	1	3	4
	Buffalo	NHL	14	6	7	13	6	9	2	0	1	23	26.1	--	--	--	--	--
2012-13	Buffalo	NHL	47	5	13	18	-4	41	1	0	0	55	9.1	--	--	--	--	--
	Rochester	AHL	33	10	17	27	7	38	3	0	3	77	13.0	--	--	--	--	--
	NHL Totals		**61**	**11**	**20**	**31**	**2**	**50**	**3**	**0**	**1**	**78**	**14.1**	**--**	**--**	**--**	**--**	**--**
	Buffalo Totals		**61**	**11**	**20**	**31**	**2**	**50**	**3**	**0**	**1**	**78**	**14.1**	**--**	**--**	**--**	**--**	**--**



25 CENTER *left*

Born May 16, 1994 in Khabarovsk

6 ft 3 in 209 lbs

mikhail Grigorenko



Mikhail GRIGORENKO



CAREER GAME HIGHS:

Goals:	1, 1/29/13 vs. TOR
Assists:	1, (4x). Most recent: 3/3/13 at NYR
Points:	1, (5x). Most recent: 3/3/13 at NYR (0+1)
Penalty Minutes:	N/A
Longest Point Streak:	2 games, (2x). Most recent: 3/2/13 vs. NJD to 3/3/13 at NYR (0+2)

CAREER TRANSACTIONS:

Selected by Buffalo in the 1st round (12th overall) of the 2012 NHL Entry Draft.

Season Stats

2012-13: Made his NHL debut vs. PHI (1/20), registering two shots on goal in 11:13 TOI • Scored his first NHL goal vs. TOR (1/29), becoming the fifth-youngest player to score in Sabres history (18 years, 258 days) • Recorded his first NHL assist at BOS (1/31) • Logged a season-high 17:10 TOI at WSH (1/27) • Registered an assist in consecutive games vs. NJD (3/2) and at NYR (3/3) • Skated 15:18 vs. WPG (4/22) in his first NHL game since 3/12, also winning nine of 15 faceoffs • Credited with a career-high six shots on goal to lead all Sabres skaters vs. NYI (4/26) • Was held scoreless in two playoff games with Rochester (AHL) • Led the Quebec Remparts (QMJHL) with 30 regular-season goals and ranked third with 54 points despite playing in only 33 of the team's 68 games • Added 14 points (5+9) in 11 QMJHL playoff games, leading all Remparts in assists and points • Won a bronze medal at the 2013 U20 World Junior Championship, scoring six points (2+4) in seven games.

Career Stats

2011-12: As a rookie, led all Quebec Remparts skaters with 40 goals in 59 games and ranked second with 85 points • His 85 points ranked first among QMJHL rookies and eighth among all skaters; his 40 goals tied him for fifth among all skaters and led all rookies • Added 10 points (3+7) in 11 playoff games.

Grigorenko *vs. NHL*

Team	GP	G	A	P	PIM
Anaheim	0	0	0	0	0
Boston	2	0	1	1	0
Calgary	0	0	0	0	0
Carolina	3	0	0	0	0
Chicago	0	0	0	0	0
Colorado	0	0	0	0	0
Columbus	0	0	0	0	0
Dallas	0	0	0	0	0
Detroit	0	0	0	0	0
Edmonton	0	0	0	0	0
Florida	2	0	0	0	0
Los Angeles	0	0	0	0	0
Minnesota	0	0	0	0	0
Montreal	2	0	0	0	0
Nashville	0	0	0	0	0
New Jersey	2	0	1	1	0
N.Y. Islanders	3	0	1	1	0
N.Y. Rangers	2	0	1	1	0
Ottawa	2	0	0	0	0
Philadelphia	1	0	0	0	0
Phoenix	0	0	0	0	0
Pittsburgh	1	0	0	0	0
San Jose	0	0	0	0	0
St. Louis	0	0	0	0	0
Tampa Bay	1	0	0	0	0
Toronto	2	1	0	1	0
Vancouver	0	0	0	0	0
Washington	1	0	0	0	0
Winnipeg	1	0	0	0	0
NHL Totals	**25**	**1**	**4**	**5**	**0**

Career Statistics

			Regular Season											*Playoffs*				
Season	**Team**	**League**	**GP**	**G**	**A**	**P**	**+/-**	**PIM**	**PP**	**SH**	**GW**	**S**	**S%**	**GP**	**G**	**A**	**P**	**PIM**
2010-11	CSKA Jr.	Russia-Jr.	43	17	18	35	--	22	--	--	--	--	--	10	1	4	5	4
2011-12	Quebec	QMJHL	59	40	45	85	35	12	8	0	8	196	20.4	11	3	7	10	4
2012-13	Quebec	QMJHL	33	30	24	54	10	8	11	0	6	132	22.7	11	5	9	14	0
	Buffalo	NHL	25	1	4	5	-1	0	0	0	0	31	3.2	--	--	--	--	--
	Rochester	AHL	--	--	--	--	--	--	--	--	--	--	--	2	0	0	0	0
	NHL Totals		**25**	**1**	**4**	**5**	**-1**	**0**	**0**	**0**	**0**	**31**	**3.2**	**--**	**--**	**--**	**--**	**--**
	Buffalo Totals		**25**	**1**	**4**	**5**	**-1**	**0**	**0**	**0**	**0**	**31**	**3.2**	**--**	**--**	**--**	**--**	**--**

19 CENTER *right*

Born February 18, 1990 in Toronto, ONTARIO

6 ft 0 in 192 lbs

cody Hodgson



Cody HODGSON



CAREER GAME HIGHS:

Goals:	2, (4x). Most recent: 3/17/13 at WSH
Assists:	3, 3/21/13 vs. TOR
Points:	3, (3x). Most recent: 3/21/13 vs. TOR (0+3)
Penalty Minutes:	4, 1/21/13 at TOR
Longest Point Streak:	4 games, 12/19/11 vs. MIN to 12/26/11 vs. EDM (1+3)

CAREER TRANSACTIONS:

Acquired from Vancouver Canucks with Alexander Sulzer in exchange for Zack Kassian and Marc-Andre Gragnani, Feb. 27, 2012; Selected by Vancouver in the 1st round (10th overall) of the 2008 NHL Entry Draft.

Season Stats

2012-13: Finished first among all NHL sophomores and second among Sabres skaters in goals (15) and points (34) • Registered 31 points (12+19) over his final 42 games • Had nine multi-point games, including three career-best, three-point outings (1/31 at BOS, 2/3 vs. FLA, 3/21 vs. TOR) • Began the season with a three-game goal-scoring streak (1/20-1/24) • Three-game point streak (2+1) from 2/15-2/19 • Logged a career-high 23:16 TOI and three assists vs. TOR (3/21).

Career Stats

2011-12: Played an NHL-record 48 road games, breaking previous NHL record (47) held by Darryl Sydor and Niklas Hagman • Was one of 16 rookies selected to participate in the 2012 NHL All-Star weekend • The Sabres were 12-5-3 with Hodgson in the lineup • Led all NHL rookies with seven power play goals • Recorded seven points (3+4) in five games (3/19-3/27) • Scored first two goals with the Sabres (his second career multi-goal game), including the GWG, vs. MTL (3/21) • Registered his first assist and first multi-point game with the Sabres with two assists at TBL (3/19) • Named NHL Rookie of the Month for January • Four-game point streak (1+3) from 12/19-12/26… **2010-11:** Collected two points (1+1) in eight games during his first NHL regular season action • Registered his second point in as many games, collecting an assist vs. CHI (2/4) • Recorded his first NHL point, a goal, at PHX (2/2) • Made his NHL debut at DAL (2/1) • Finished fifth in scoring and third in goals with the Manitoba Moose (AHL) despite playing only 52 games… **2011 Playoffs:** Skated in 12 playoff games, recording an assist… **2009-10:** Returned from a back injury to skate in 13 games with the Brampton Battalion (OHL) • Led the Battalion in points per game (1.54) • Finished second on the Battalion in playoff scoring… **2008-09:** Made his professional hockey debut with the Manitoba Moose (AHL) in the 2009 Calder Cup Playoffs • Recorded six points (2+4) in 11 Calder Cup games • Led the Brampton Battalion in scoring during the regular season and playoffs • Selected as the OHL All-Star Classic Player of the Game after setting the OHL All-Star Classic records for most goals (3) and points (5) in a single game • Set a Brampton franchise record for point-scoring streak (40 points in 23 games), most game-winning goals (23), most playoff goals (20), assists (30) and points (50) • Was named the CHL Player of the Year and was selected to the OHL First All-Star Team • Awarded the William Hanley Trophy as the OHL's Most

Hodgson *vs. NHL*

Team	GP	G	A	P	PIM
Anaheim	5	2	0	2	0
Boston	9	4	3	7	2
Calgary	4	2	2	4	0
Carolina	5	3	0	3	2
Chicago	4	1	3	4	0
Colorado	5	0	4	4	2
Columbus	3	1	0	1	0
Dallas	2	0	0	0	0
Detroit	4	2	0	2	0
Edmonton	5	1	2	3	0
Florida	5	1	2	3	2
Los Angeles	3	0	1	1	2
Minnesota	6	1	2	3	2
Montreal	9	3	1	4	2
Nashville	4	1	0	1	2
New Jersey	4	0	3	3	0
N.Y. Islanders	4	1	3	4	2
N.Y. Rangers	5	1	1	2	0
Ottawa	8	0	1	1	4
Philadelphia	5	1	0	1	0
Phoenix	3	1	1	2	0
Pittsburgh	5	2	2	4	2
San Jose	5	3	1	4	0
St. Louis	4	0	0	0	0
Tampa Bay	5	1	4	5	0
Toronto	8	1	4	5	6
Vancouver	1	0	0	0	0
Washington	5	2	1	3	0
Winnipeg	4	0	1	1	0
NHL Totals	**139**	**35**	**42**	**77**	**30**



Cody HODGSON

Sportsmanlike player as well as the Red Tilson Trophy as the OHL's most outstanding player • Represented Canada at the 2009 World Junior Championship, where he was alternate captain of the gold medal-winning Team Canada as well as the tournament's leading scorer (5+11 in six games) • Named to the 2009 World Junior Championship All-Star Team • Inducted into the Brampton Sports Hall of Fame (5/27)… **2007-08:** Finished second on the Battalion in scoring in the regular season and led the team in playoff scoring • Was selected to the OHL All-Star Classic • Captained Team Canada to gold at the World U18 Championships, leading the tournament in scoring with 12 points (2+10) in seven games… **2006-07:** Made his debut with the OHL Brampton Battalion • Led all Brampton rookies in scoring and finished third overall in the regular season • Finished second overall on Brampton in playoff scoring • Represented Canada at the Ivan Hlinka Memorial Tournament • Shared team lead in scoring with Steven Stamkos, registering five points (3+2) in four games.

Career Statistics

			Regular Season											Playoffs				
Season	**Team**	**League**	**GP**	**G**	**A**	**P**	**+/-**	**PIM**	**PP**	**SH**	**GW**	**S**	**S%**	**GP**	**G**	**A**	**P**	**PIM**
2005-06	Markham	OJHL	30	27	24	51	--	22	--	--	--	--	--	15	13	14	27	8
2006-07	Brampton	OHL	63	23	23	46	-21	24	15	0	--	--	--	4	1	3	4	0
2007-08	Brampton	OHL	68	40	45	85	15	36	16	3	--	--	--	5	5	0	5	2
	Canada	WJ-18U	7	2	10	12	--	8	--	--	--	--	--	--	--	--	--	--
2008-09	Brampton	OHL	53	43	49	92	41	33	12	3	--	--	--	21	11	20	31	18
	Canada	WJC	6	5	11	16	--	2	--	--	--	--	--	--	--	--	--	--
	Manitoba	AHL	--	--	--	--	--	--	--	--	--	--	--	11	2	4	6	4
2009-10	Brampton	OHL	13	8	12	20	6	9	3	1	--	--	--	11	3	7	10	4
2010-11	Manitoba	AHL	52	17	13	30	-12	14	4	0	2	166	10.2	--	--	--	--	--
	Vancouver	NHL	8	1	1	2	1	0	0	0	0	9	11.1	12	0	1	1	2
2011-12	Vancouver	NHL	63	16	17	33	8	8	5	0	2	103	15.5	--	--	--	--	--
	Buffalo	NHL	20	3	5	8	-7	2	2	0	1	51	5.9	--	--	--	--	--
2012-13	Buffalo	NHL	48	15	19	34	-4	20	3	1	1	114	13.2	--	--	--	--	--
	Rochester	AHL	19	5	14	19	-3	10	2	1	1	50	10.0	--	--	--	--	--
	NHL Totals		**139**	**35**	**42**	**77**	**-2**	**30**	**10**	**1**	**4**	**277**	**12.6**	**12**	**0**	**1**	**1**	**2**
	Buffalo Totals		**68**	**18**	**24**	**42**	**-11**	**22**	**5**	**1**	**2**	**165**	**109**	**--**	**--**	**--**	**--**	**--**



36 RIGHT WING *right*

Born June 8, 1986 in Buffalo, NEW YORK

6 ft 0 in 198 lbs



patrick Kaleta

Patrick KALETA



CAREER GAME HIGHS:

Goals:	2, 12/12/09 at NYR
Assists:	2, (3x). Most recent: 3/3/12 at VAN
Points:	2, (5x). Most recent: 3/3/12 at VAN (0+2)
Penalty Minutes:	25, 10/13/08 at NYI
Longest Point Streak:	2 games, (7x). Most recent: 1/13/12 vs. TOR to 1/14/12 at NYI (1+2)

CAREER TRANSACTIONS:

Selected by Buffalo in the 6th round (176th overall) of the 2004 NHL Entry Draft.

Season Stats

2012-13: Games missed due to injury: eight; five – neck (1/31-2/7), three – hand (4/22-4/26) • Served five-game suspension (4/5-4/17) • Finished first among Sabres forwards in average shorthanded TOI (2:08) • Skated in his 300th career NHL game at BOS (4/17) • Tallied his first goal of the season vs. NJD (4/7); it was his first point since 3/7/12 vs. CAR and first goal since 2/8/12 vs. BOS.

Career Stats

2011-12: Games missed due to injury: 15; eight – lower body (12/3-12/20), four – lower body (11/23-11/29), three – upper body (3/21-3/24) • Led team with 116 PIM • Tied career high with five assists for fourth consecutive season • Led all Sabres forwards with 139 hits • Served four-game suspension from 11/4 vs. CGY to 11/11 vs. OTT… **2010-11:** Games missed due to injury: 29; 15 – lower body (3/8-4/5), seven – upper body (1/1-1/15), six – upper body (1/23-2/10), one – upper body (11/17) • Tied career high with five assists • Finished third among Sabres with 126 hits in only 51 games • Appeared in 200th career NHL game at NYR (3/1)… **2011 Playoffs:** Appeared in six of seven games; missed Game 7 with broken hand suffered in Game 6 • Led team with 21 hits • Recorded an assist and tied to lead all Sabres with five hits in Game 5 at PHI (4/22) • Recorded five hits and an assist in 8:49 TOI in Game 2 at PHI (4/16) • Scored GWG in Game 1 at PHI (4/14); first career playoff GWG • Tied for team lead with five blocked shots in Game 1 at PHI (4/14)… **2009-10:** Games missed due to injury: 25 – head/neck (12/1-12/13; 12/20-1/28; 4/6-4/11) • Set new career highs in goals (10), points (15) and games played (55) • Led Sabres with two SHG • Third on team with a career-high four GWG • 148 hits were tops on the Sabres • Had first career multi-goal game (2) at NYR (12/12) • Posted his first career multi-point game (1+1) vs. DET (10/13) • Scored first career OT GWG at NYR (3/7) • Played in his 100th career NHL game vs. PHX (10/8) • Suspended two games (11/28-11/30) after being assessed a boarding major at PHI (11/27) … **2010 Playoffs:** Scored first career playoff goal at BOS in Game 6 (4/26) • Led Sabres with 22 PIM, and second in hits with 22… **2008-09:** Games missed due to injury: 27 – head/neck (12/1-12/13; 12/20-1/28; 4/6-4/11) • Missed four additional games as a healthy scratch • Set career highs in games played (51), goals (four), assists (five), points (nine) and penalty minutes (89) • Scored in consecutive games twice; 11/1 vs. WSH & 11/3 at NJ and 3/20 vs. PHI & 3/21 at NYR… **2007-08:** Scored his first NHL goal on February

Kaleta *vs. NHL*

Team	GP	G	A	P	PIM
Anaheim	6	1	0	1	14
Boston	23	1	0	1	66
Calgary	2	1	0	1	2
Carolina	12	2	1	3	14
Chicago	4	0	1	1	4
Colorado	3	0	0	0	6
Columbus	3	1	0	1	26
Dallas	4	0	0	0	7
Detroit	6	2	1	3	6
Edmonton	3	0	1	1	2
Florida	14	2	1	3	28
Los Angeles	4	1	0	1	2
Minnesota	4	0	0	0	5
Montreal	25	2	1	3	26
Nashville	2	0	1	1	4
New Jersey	19	4	0	4	24
N.Y. Islanders	13	2	0	2	44
N.Y. Rangers	16	3	2	5	26
Ottawa	22	1	1	2	23
Philadelphia	16	0	3	3	51
Phoenix	6	2	0	2	14
Pittsburgh	14	0	2	2	10
San Jose	4	0	0	0	2
St. Louis	3	0	0	0	8
Tampa Bay	15	0	0	0	15
Toronto	24	1	6	7	43
Vancouver	4	0	2	2	4
Washington	13	0	1	1	8
Winnipeg	17	1	0	1	17
NHL Totals	**301**	**27**	**24**	**51**	**501**



10 vs. FLA • Appeared in a career high 40 games • Set career highs in goals (3) and points (5) in a season • Scored points in back-to-back games (1+1) vs. CAR (3/14) and at TOR (3/15) • Recalled from Rochester three times throughout the season… **2006-07:** Appeared in 58 games with the Rochester Americans (AHL) • Recalled from Rochester (2/21) • Played seven games with the Buffalo Sabres • Scored his first NHL point with an assist vs. OTT (2/22) in his debut NHL game • Had an assist vs. TOR (2/27) • Returned to Rochester (3/10) to finish out the season with the Americans and collected 15 points (5+10)… **2005-06:** Recorded 18 points in the playoffs to help lead Peterborough to the OHL Championship • Ranked fourth on the team in playoff scoring (8+10) in 19 games • Recognized as the best body-checker and one of the OHL's hardest working players in the league's annual Coaches Poll.

Career Statistics

			Regular Season											Playoffs				
Season	**Team**	**League**	**GP**	**G**	**A**	**P**	**+/-**	**PIM**	**PP**	**SH**	**GW**	**S**	**S%**	**GP**	**G**	**A**	**P**	**PIM**
2002-03	Peterborough	OHL	67	7	9	16	--	67	--	--	--	--	--	7	0	0	0	6
2003-04	Peterborough	OHL	67	14	14	28	--	124	--	--	--	--	--	--	--	--	--	--
2004-05	Peterborough	OHL	62	24	28	52	--	146	--	--	--	--	--	14	3	3	6	30
2005-06	Peterborough	OHL	68	16	35	51	--	121	--	--	--	--	--	19	8	10	18	43
2006-07	Rochester	AHL	58	5	10	15	1	133	1	1	--	--	9.1	5	0	0	0	12
	Buffalo	NHL	7	0	2	2	3	21	--	--	--	--	0.0	--	--	--	--	--
2007-08	Buffalo	NHL	40	3	2	5	3	41	--	--	--	--	11.5	--	--	--	--	--
	Rochester	AHL	29	1	3	4	-2	109	--	--	--	--	--	--	--	--	--	--
2008-09	Buffalo	NHL	51	4	5	9	1	89	0	0	0	--	11.4	--	--	--	--	--
2009-10	Buffalo	NHL	55	10	5	15	2	89	0	2	4	--	15.6	6	1	1	2	22
2010-11	Buffalo	NHL	51	4	5	9	-4	78	0	1	0	65	6.2	6	1	2	3	6
2011-12	Buffalo	NHL	63	5	5	10	-5	116	0	0	1	69	7.2	--	--	--	--	--
2012-13	Buffalo	NHL	34	1	0	1	-4	67	0	0	0	34	2.9	--	--	--	--	--
	NHL Totals		**301**	**27**	**24**	**51**	**-6**	**501**	**0**	**3**	**5**	**299**	**9.0**	**12**	**2**	**3**	**5**	**28**
	Buffalo Totals		**301**	**27**	**24**	**51**	**-6**	**501**	**0**	**3**	**5**	**299**	**9.0**	**12**	**2**	**3**	**5**	**28**



23

LEFT WING *left*

Born October 6, 1983 in Savonlinna, FINLAND

6 ft 1 in 182 lbs



ville Leino

Ville Leino



CAREER GAME HIGHS:

Goals:	3, 3/12/11 vs. ATL
Assists:	3, 1/6/11 at NJD
Points:	3, (3x). Most recent: 3/29/11 at PIT (2+1)
Penalty Minutes:	4, (2x). Most recent: 1/16/12 at DET
Longest Point Streak:	4 games, (2x). Most recent: 1/11/11 at BUF to 1/16/11 at NYR (2+4)

CAREER TRANSACTIONS:

Signed by Buffalo as an unrestricted free agent, July 1, 2011; Traded to Philadelphia by Detroit for Ole-Kristian Tollefsen and a fifth-round pick in the 2011 NHL Entry Draft, February 6, 2010; Signed as a free agent by Detroit, May 10, 2008.

Season Stats

2012-13: Games missed due to injury: 40; 27 – lower body (1/20-3/12), 13 – upper body (3/31-4/26) • Registered six points (2+4) in eight games played • Scored two goals vs. WSH (3/30), registering his fifth career multi-goal game • Tallied a pair of assists at MTL (3/19), the first of which was the 100th point of his NHL career • Credited with an assist, two shots and a plus-1 rating in 15:55 TOI in his season debut vs. OTT (3/16).

Career Stats

2011-12: Games missed due to injury: 10 – lower body (12/16-1/6) • Scored two goals in the first 3:44 at VAN (3/3) • Played 200th career NHL game vs. NYR (2/25) • Served one-game suspension vs. FLA (12/9) • Three-game point streak (1+3) from 12/2-12/7 • Scored GWG on his first shot in his Sabres debut vs. ANA (10/7)… 2010-11: Finished the season with career highs in points (53), goals (19), assists (34), power play goals (5), plus/minus (plus-14) and penalty minutes (22) • Had a three-point game (2+1) at PIT (3/29) • Recorded first career hat trick vs. ATL (3/12) • Had a two-goal game vs. NSH (2/3) • Had a four-game point streak (2+4) from 1/11-1/16 • Had a three-assist game vs. NJD (1/6) • Played in his 100th NHL game vs. PIT (12/14) • Recorded points in seven of eight games (2+6) from 10/21-11/4… **2011 Playoffs:** Finished the ECQF and ECSF with five points (3+2) • Had a power play goal in Game 2 vs. BUF (4/16) • Had the game winning overtime goal in Game 6 (4/24)… **2009-10:** Scored in his first game as a Flyer at FLA (3/3) • Acquired by the Flyers on 2/6 in a trade from Detroit in exchange for Ole-Kristian Tollefsen; prior to the trade, had two points (1+1) in 24 games with Detroit… **2010 Playoffs:** Set Flyers franchise records for goals (7) and points (21) by a rookie in a single playoff season • Posted nine points in the SCF vs. CHI, scoring at least a point in five of the six games • Had three assists in Game 5 • Scored GWG in Game 4 • Finished second on Flyers in scoring for the series with five points (2+3) in ECF vs. MTL • Had two points (1+1) in Game 2 and two assists in Game 1 • Finished third among Flyers in scoring with seven points (2+5) in ECSF vs. BOS • Had two assists in Game 7 • Had two points (1+1) in Game 5 (first multi-point playoff game) • Scored first career playoff goal in Game 4… **2008-09:** Appeared in 13 games with the Red Wings, recording five goals, four assists, and a plus-5 rating • Scored his first career goal in his NHL debut at

Leino *vs. NHL*

Team	GP	G	A	P	PIM
Anaheim	6	1	2	3	0
Boston	11	0	4	4	2
Buffalo	6	1	0	1	0
Calgary	3	0	0	0	2
Carolina	7	0	3	3	2
Chicago	6	0	0	0	2
Colorado	6	1	2	3	0
Columbus	6	2	0	2	0
Dallas	7	0	2	2	2
Detroit	4	0	2	2	6
Edmonton	4	1	1	2	0
Florida	9	1	4	5	2
Los Angeles	7	1	1	2	0
Minnesota	6	3	2	5	4
Montreal	14	2	6	8	4
Nashville	7	2	2	4	2
New Jersey	11	1	5	6	2
N.Y. Islanders	12	0	6	6	4
N.Y. Rangers	10	2	2	4	0
Ottawa	10	1	4	5	0
Philadelphia	4	2	0	2	0
Phoenix	5	1	0	1	0
Pittsburgh	11	2	5	7	2
San Jose	4	2	1	3	2
St. Louis	6	1	3	4	6
Tampa Bay	10	0	2	2	2
Toronto	11	3	0	3	4
Vancouver	4	2	1	3	0
Washington	11	5	2	7	8
Winnipeg	10	3	2	5	2
NHL Totals	**228**	**40**	**64**	**104**	**60**



WSH (1/31) • Registered his first career NHL assist in second career game vs. STL (2/2) • Posted his first career multi-point game (1+1) at MIN (2/21) • Made his AHL debut, playing 57 games for the Grand Rapids Griffins • Ranked third on Grand Rapids team in assists (31) and fifth in points (46) • Appeared in 10 games during the 2009 Calder Cup playoffs • Led the team with 13 points and 10 assists, tallying all of his points in six games vs. Hamilton in the first round… **2009 Playoffs:** Appeared in his first career NHL playoff game in Game 3 of the WCF at CHI (5/22) • Recorded his first career postseason point with an assist in Game 1 of the SCF vs. PIT (5/30) • Tallied two assists in the first four games of the SCF… **2007-08:** Appeared in 55 games for Jokerit Helsinki of the Finnish Elite League • Led team in scoring with 77 points (28+49); set franchise record for most points in a single season • Finished second in the league in scoring and plus/minus (plus-34), and third in goals (28) • Registered eight goals and 11 assists in 14 playoff games • Finished postseason with a plus-19 rating • Received the Oskanen Award, given annually to the league's best player during the regular season • Received Finnish Elite League's Ilta-Sanomat Star Player Award • Finnish Elite League's Golden Helmet (player of the year as voted by the players).

Career Statistics

			Regular Season											Playoffs				
Season	**Team**	**League**	**GP**	**G**	**A**	**P**	**+/-**	**PIM**	**PP**	**SH**	**GW**	**S**	**S%**	**GP**	**G**	**A**	**P**	**PIM**
2002-03	Ilves	Fin-Jr.	26	14	21	35	--	24	--	--	--	--	--	--	--	--	--	--
	Ilves	SM-liiga	23	1	1	2	-8	0	--	--	--	--	--	--	--	--	--	--
2003-04	Ilves	Fin-Jr.	5	4	6	10	--	6	--	--	--	--	--	--	--	--	--	--
	Ilves	SM-liiga	54	9	15	24	6	26	--	--	--	--	--	7	1	1	2	4
2004-05	Ilves	SM-liiga	56	8	11	19	6	32	--	--	--	--	--	7	1	0	1	2
2005-06	HPK	SM-liiga	56	12	31	43	22	65	--	--	--	--	--	13	3	9	12	4
2006-07	HPK	SM-liiga	50	11	29	40	6	73	--	--	--	--	--	8	1	9	10	31
2007-08	Jokerit	SM-liiga	55	28	49	77	34	18	--	--	--	--	--	14	8	11	19	8
2008-09	Grand Rapids	AHL	57	15	31	46	2	18	6	1	4	125	12.0	10	3	10	13	10
	Detroit	NHL	13	5	4	9	5	6	0	0	1	17	29.4	7	0	2	2	0
2009-10	Detroit	NHL	42	4	3	7	-10	6	1	0	1	54	7.4	--	--	--	--	--
	Philadelphia	NHL	13	2	2	4	2	4	0	0	1	23	8.7	19	7	14	21	6
2010-11	Philadelphia	NHL	81	19	34	53	14	22	5	0	2	117	16.2	11	3	2	5	0
2011-12	Buffalo	NHL	71	8	17	25	-2	16	1	0	1	78	10.3	--	--	--	--	--
2012-13	Buffalo	NHL	8	2	4	6	0	6	1	0	0	11	18.2	--	--	--	--	--
	NHL Totals		**228**	**40**	**64**	**104**	**9**	**60**	**8**	**0**	**6**	**300**	**13.3**	**37**	**10**	**18**	**28**	**6**
	Buffalo Totals		**79**	**10**	**21**	**31**	**-2**	**22**	**2**	**0**	**1**	**89**	**11.2**	**--**	**--**	**--**	**--**	**--**



4 DEFENSE *right*

Born February 25, 1988 in Edina, MINNESOTA

6 ft 1 in 181 lbs



jamie McBain

Jamie McBAIN



CAREER GAME HIGHS:

Goals:	2, (2x), 12/3/11 vs. PIT
Assists:	2, (3x). Most recent: 12/6/11 at CGY
Points:	2, (8x). Most recent: 2/13/12 at MTL (1+1)
Penalty Minutes:	4, (3x). Most recent: 2/4/13 at TOR
Longest Point Streak:	4 games, 3/16/10 vs. BOS to 3/21/10 vs. BUF (3+2)

CAREER TRANSACTIONS:

Acquired from Carolina Hurricanes with a second-round pick (35th overall) in the 2013 NHL Entry Draft in exchange for Andrej Sekera, June 30, 2013; Selected by Carolina in the 2nd round (63rd overall) of the 2006 NHL Entry Draft.

Season Stats

2012-13: Games missed due to injury: 4 (upper-body: 2/21-2/26) • Scored one goal and added seven assists in 40 games played • Ranked third on the team in blocked shots (63) • Played seven games for the Lahti Pelicans of SM-liiga (Finland) during the NHL work stoppage, totaling one assist and six penalty minutes • Was a healthy scratch for the first two games of the NHL season • Made his season debut and earned his first point of the season with an assist on Eric Staal's goal vs. BUF (1/24) • Scored his only goal of season vs. BOS (1/28) • Had assists in consecutive games vs. FLA (3/2) and at FLA (3/3) • Played his 200th NHL game at OTT (4/16) • Tallied an assist and skated a season-high 26:06 at PIT (4/27) • Was a healthy scratch for four games (1/19-1/22, 2/9, 4/2) • Longest point streak: two games (3/2-3/3, 0+2) • Named to roster for the United States at the 2013 IIHF World Championship in May.

Career Stats

2011-12: Set a new career high in goals (8) and led all Hurricanes defensemen in assists (19) and points (27) • Was tied for first among Hurricanes defensemen in power-play goals (5), tied for second in power-play assists (6) and second in power-play points (11) • Matched his career high for games played (76) • Had just four penalty minutes, the fewest of any NHL defenseman with more than 70 games played • Made his season debut vs. BOS (10/12) • Skated a season-high 26:52 of ice time and earned an assist vs. OTT (10/25) • Played in his 100th NHL game vs. WSH (11/4) • Earned an assist for the second straight game at NYR (11/11) • Scored two goals vs. PIT (12/3), his second career two-goal game • Recorded his second consecutive multi-point game with two assists at CGY (12/6) • Scored a goal at EDM (12/7) to extend his point streak to three games • Was a healthy scratch for six games (10/7-10/10, 11/6, 11/29-12/1) • Longest point streak: three games (3+2; 12/3-12/7) • Multi-point games: 3 (last: 2/13 at MTL, 1+1)…
2010-11: Tied for fourth among NHL rookie defensemen in goals (7) and fifth in assists (23) and points (30) • The Hurricanes were 18-6-3 when McBain registered a point • Was one of 12 NHL rookies to participate in the Honda NHL SuperSkills competition during the 2011 All-Star Weekend in Raleigh • Registered an assist and took his first career NHL penalty (holding) against MIN (10/7) in the first game of the 2010 NHL Premiere in Helsinki • Beat Ryan Miller for the overtime game-winner and notched an assist vs. BUF (3/3) • Returned to action and earned an assist vs. TBL (3/26) after missing six games

McBain *vs. NHL*

Team	GP	G	A	P	PIM
Anaheim	3	1	1	2	0
Boston	13	2	1	3	0
Buffalo	11	1	6	7	4
Calgary	2	0	2	2	0
Carolina	0	0	0	0	0
Chicago	2	0	0	0	0
Colorado	2	0	1	1	2
Columbus	1	0	0	0	0
Dallas	2	0	0	0	0
Detroit	2	1	0	1	0
Edmonton	2	1	0	1	0
Florida	14	1	5	6	2
Los Angeles	2	0	0	0	2
Minnesota	3	0	1	1	6
Montreal	13	3	4	7	0
Nashville	4	1	1	2	0
New Jersey	11	0	5	5	0
N.Y Islanders	9	0	2	2	2
N.Y. Rangers	10	0	3	3	2
Ottawa	11	1	3	4	4
Philadelphia	10	0	0	0	2
Phoenix	2	0	0	0	0
Pittsburgh	12	4	4	8	6
San Jose	2	0	2	2	0
St. Louis	3	0	0	0	2
Tampa Bay	15	1	5	6	0
Toronto	10	1	2	3	8
Vancouver	2	0	1	1	0
Washington	16	1	1	2	6
Winnipeg	17	0	6	6	0
NHL Totals	**206**	**19**	**56**	**75**	**48**



with a shoulder injury • Had his first career multi-goal game with a pair of tallies – including the game-winning goal – vs. MTL (3/30)… **2009-10:** Completed his first NHL season, earning three goals and seven assists (10 points) in his first 14 NHL games • Ranked first among Hurricanes in plus/minus (plus-6), despite playing in just 14 games • Led all Albany defensemen and ranked fourth among River Rats in scoring with 40 points (7+33) in 68 games • Ranked ninth among AHL defensemen in points (40) at the time of his NHL recall on 3/16 • Was reassigned to Albany at the end of the NHL season to participate in the Calder Cup Playoffs • Was recalled to the NHL for the first time on 3/16 • Made his NHL debut vs. BOS (3/16), recording his first NHL point (assist) • Beat Marc-Andre Fleury for the game-winning goal – his first NHL goal – with 0.9 seconds remaining in overtime, and earned an assist at PIT (3/20) • Was only the second player in Hurricanes history to have points in each of his first four NHL games (1+4; 3/16-3/21) • Earned a pair of assists and was plus-4 vs. MTL (4/8) • Also had a team-high, seven-game point streak for the River Rats from 2/3-2/15 (1+10)… **2008-09:** Was named the WCHA's Player of the Year after totaling 37 points (7+30) to lead Wisconsin in scoring • Led all WCHA players in scoring in league games with 28 points, marking just the second time that a defenseman led the conference in points • Was just the fifth defenseman in Wisconsin's history to lead the team in scoring • Selected as one of 10 finalists for the Hobey Baker Memorial Award as college hockey's top player • Had a seven-game point streak (2+9) from 10/31-11/21 • Completed his collegiate career with 79 points (15+64) and 84 penalty minutes in 111 games for Wisconsin • Led Wisconsin defensemen in scoring in each of his three seasons with the Badgers • Joined Albany (AHL) after concluding his collegiate season and signing an entry-level contract with the Hurricanes • Made his AHL debut vs. Hartford (3/27) • Earned his first professional point with a goal vs. Bridgeport (3/31) • Earned his first professional assist at Binghamton (4/4)… **2007-08:** Led all Wisconsin defensemen in goals (5), assists (19) and points (24) • Led all Badgers skaters in plus/minus (plus-12) • Had six multi-point games • Was named All-WCHA Third Team and was selected to the NCAA Midwest Region All-Tournament Team • Was also named to the INCH.com All-WCHA Team and received the Badgers' Dr. Joseph Coyne Most Consistent Award… **2006-07:** Was named to the WCHA's All-Rookie Team after earning 18 points (3+15) as a freshman at Wisconsin (WCHA) • Led all Badger defensemen and was tied for fifth among all Wisconsin skaters in scoring despite missing time to represent the U.S. at the World Junior Championship • Won a bronze medal with the U.S. at the 2007 World Juniors in Sweden … **2005-06:** Spent his second season with the USNTDP, skating in 14 NAHL games for the U.S. squad • Helped lead Team USA to gold at the 2006 Under-18 World Junior Championship … **2004-05:** Played for the USNTDP, helping the U.S. U-18 team capture an NAHL division championship • Had a goal and three assists (4 points) for the under-17 team at the 2005 World Under-17 Hockey Challenge in Lethbridge, Alberta… **2003-04:** Totaled 33 points (6+27) during his one season at Shattuck-St. Mary's, as Shattuck went 63-3-7 for the season • Was named the Most Outstanding Defenseman at the 2004 Four Nations Tournament in Rochester, NY.

Career Statistics

			Regular Season											Playoffs					
Season	Team	League	GP	G	A	P	+/-	PIM	PP	SH	GW	S	S%	GP	G	A	P	PIM
2003-04	Shat-St. Mary's	HS-MN	73	6	27	33	--	--	--	--	--	--	--	--	--	--	--	--	--
2004-05	USNTDP	U-17	14	1	6	7	--	16	--	--	--	--	--	--	--	--	--	--	--
	USNTDP	NAHL	38	2	7	9	0	22	1	0	1	--	--	10	0	3	3	4
2005-06	USNTDP	U-18	41	9	16	25	--	35	--	--	--	--	--	--	--	--	--	--	--
	USNTDP	NAHL	14	0	5	5	--	6	0	0	0	--	--	--	--	--	--	--	--
	USA	WJ-18A	6	2	9	11	--	0	--	--	--	--	--	--	--	--	--	--	--
2006-07	Wisconsin	WCHA	36	3	15	18	--	36	--	--	--	--	--	--	--	--	--	--	--
	USA	WJC	7	0	0	0	--	2	--	--	--	--	--	--	--	--	--	--	--
2007-08	Wisconsin	WCHA	35	5	19	24	--	18	--	--	--	--	--	--	--	--	--	--	--
	USA	WJC	6	0	1	1	--	0	--	--	--	--	--	--	--	--	--	--	--
2008-09	Wisconsin	WCHA	40	7	30	37	--	30	--	--	--	--	--	--	--	--	--	--	--
	Albany	AHL	10	1	1	2	-7	2	0	0	0	19	5.3	8	4	2	6	8
2009-10	Carolina	NHL	14	3	7	10	6	0	1	0	1	29	10.3	--	--	--	--	--	--
	Albany	AHL	68	7	33	40	11	10	2	0	1	156	4.5	--	--	--	--	--	--
2010-11	Carolina	NHL	76	7	23	30	-8	32	1	0	2	95	7.4	--	--	--	--	--	--
2011-12	Carolina	NHL	76	8	19	27	-7	4	5	0	1	127	6.3	--	--	--	--	--	--
2012-13	Carolina	NHL	40	1	7	8	0	12	0	0	0	46	2.2	--	--	--	--	--	--
	NHL Totals		**206**	**19**	**56**	**75**	**-9**	**48**	**7**	**0**	**4**	**297**	**6.4**	**--**	**--**	**--**	**--**	**--**	**--**
	Buffalo Totals		**--**	**--**	**--**	**--**	**--**	**--**	**--**	**--**	**--**	**--**	**--**	**--**	**--**	**--**	**--**	**--**	**--**



8

CENTER *right*

Born April 18, 1983 in London, ONTARIO

6 ft 2 in 224 lbs

cody McCormick

Cody McCORMICK



CAREER GAME HIGHS:

Goals:	1, (18x). Most recent: 3/27/12 at WSH
Assists:	2, (2x). Most recent: 12/9/10 vs. SJS
Points:	3, 12/9/10 vs. SJS (1+2)
Penalty Minutes:	22, 3/8/09 at CHI
Longest Point Streak:	4 games, 11/24/08 at ANA to 12/4/08 at NSH (0+4)

CAREER TRANSACTIONS:

Signed by Buffalo as an unrestricted free agent, August 1, 2009; Selected by Colorado in the 5th round (144th overall) of the 2001 NHL Entry Draft.

Season Stats

2012-13: Games missed due to injury: eight – hand (1/20-1/31) • Activated from IR on 2/2 and made his season debut at MTL and appeared in seven more games • Appeared in 25 games for the Rochester Americans (AHL), tallying 11 points (6+5) and 42 penalty minutes.

Career Stats

2011-12: Games missed due to injury: 23; 13 – upper body (2/11-3/7), 10 – upper body (11/16-12/7) • Led team with eight major penalties • Healthy scratch vs. MTL (3/12), at BOS (3/8), at OTT (3/10) • Suffered an upper body injury vs. DAL (2/10) • Played his 300th career NHL game vs. WPG (1/7) • Logged a season-high 13:37 TOI at PIT (10/15)… **2010-11:** Registered career-best numbers in games played (81), goals (8), assists (12), points (20) and penalty minutes (142) • Scored a career-best three points (1+2) vs. SJS (12/9); the goal was his first game-winner since 12/23/07 • Played in 200th career NHL game at ATL (10/29) • Scored in consecutive games 10/16-10/20 and 1/11-1/13 • Missed one game as a healthy scratch (10/9)… **2011 Playoffs:** Scored first career playoff goal in Game 2 at PHI (4/16) • Tied to lead all skaters with three hits in Game 6 vs. PHI (4/24)… **2009-10:** Spent the regular season with Portland (AHL), playing in a career-high 66 games • Registered career highs in goals, assists and points (17+12) • Led Portland skaters with 168 PIM • Played 200th career AHL game 3/28 vs. Hartford… **2010 Playoffs:** Recalled by Buffalo 4/20, making Sabres debut in first of three playoff games vs. BOS (4/21) • Tallied two points (0+2) and 14 PIM in the series… **2008-09:** Played in a career-high 55 games for Colorado, tallying NHL career-best 12 points (1+11) • Finished second among Colorado skaters with 115 hits • Career-high 92 PIM ranked him third among Colorado skaters • Recorded first career multi-point game (0+2) 2/15 at DET… **2007-08:** Registered 81 hits, fourth among Avalanche forwards, and 50 penalty minutes • Appeared in his 100th NHL game on 12/1 at LAK… **2008 Playoffs:** Made his NHL playoff debut at DET (4/24) • Recorded his first career playoff point (assist) and had a fighting major at Detroit on April 26… **2006-07:** Played in six games for the Avalanche before being reassigned to Albany (AHL) on Dec. 7 • Spent the rest of the season with the River Rats, where he recorded eight goals and eight assists in 42 games… **2005-06:** Opened the year with Lowell of the AHL but ended up spending the final five months of the season with Colorado • Recorded eight points (4+4) and 29 penalty minutes in 45 games for the Avalanche… **2004-05:** Spent the entire season

McCormick *vs. NHL*

Team	GP	G	A	P	PIM
Anaheim	12	1	2	3	9
Boston	11	1	0	1	39
Buffalo	2	0	0	0	5
Calgary	18	1	2	3	38
Carolina	7	1	1	2	16
Chicago	11	1	0	1	31
Colorado	2	0	0	0	0
Columbus	12	0	1	1	42
Dallas	11	0	0	0	26
Detroit	11	0	3	3	8
Edmonton	14	0	0	0	28
Florida	11	0	0	0	14
Los Angeles	12	0	1	1	18
Minnesota	18	2	3	5	28
Montreal	14	0	1	1	19
Nashville	10	1	2	3	2
New Jersey	9	0	0	0	13
N.Y. Islanders	7	0	0	0	4
N.Y. Rangers	10	1	1	2	10
Ottawa	15	1	3	4	7
Philadelphia	11	2	1	3	11
Phoenix	8	0	0	0	2
Pittsburgh	9	0	0	0	7
San Jose	11	1	3	4	0
St. Louis	14	0	2	2	16
Tampa Bay	10	0	4	4	10
Toronto	13	1	2	3	7
Vancouver	16	2	2	4	26
Washington	10	1	1	2	5
Winnipeg	10	1	1	2	17
NHL Totals	**329**	**18**	**36**	**54**	**458**



with Hershey (AHL), recording five goals with six assists in 40 games… **2003-04:** Made his NHL debut 10/12 vs. STL • Collected his first NHL point/assist Oct.16 at MIN • Recorded 15 penalty minutes (fighting major and a game misconduct) Oct. 23 vs. EDM • Had two fighting majors on 10/28 vs. CGY • Tallied his first NHL goal 11/4 vs. MIN… **2002-03:** Unanimous choice among his teammates to be Belleville's captain for the 2002-03 season • Named to the OHL First All-Star Team after leading Belleville in goals (36) and penalty minutes (166) • Named the OHL's "Eastern Conference Hardest Worker" by league coaches… **2001-02:** Was fifth on the team with 118 penalty minutes… **2000-01:** Notched 23 points and 135 penalty minutes in 66 games with Belleville… **1999-00:** Skated in 45 games and nine playoff contests in his first season with the Belleville Bulls.

Career Statistics

			Regular Season											Playoffs					
Season	**Team**	**League**	**GP**	**G**	**A**	**P**	**+/-**	**PIM**	**PP**	**SH**	**GW**	**S**	**S%**	**GP**	**G**	**A**	**P**	**PIM**
1999-00	Belleville	OHL	45	3	4	7	--	42	--	--	--	--	--	9	1	0	1	10
2000-01	Belleville	OHL	66	7	16	23	--	135	--	--	--	--	--	10	1	1	2	23
2001-02	Belleville	OHL	63	10	17	27	12	118	1	1	1	--	--	11	2	4	6	24
2002-03	Belleville	OHL	61	36	33	69	22	166	8	3	--	--	--	7	4	7	11	11
2003-04	Hershey	AHL	32	3	6	9	-9	60	0	1	0	--	--	--	--	--	--	--
	Colorado	NHL	44	2	3	5	-4	73	0	0	1	33	6.1	--	--	--	--	--
2004-05	Hershey	AHL	40	5	6	11	-8	68	2	1	1	--	--	--	--	--	--	--
2005-06	Lowell	AHL	13	1	6	7	-2	34	0	0	--	23	4.3	--	--	--	--	--
	Colorado	NHL	45	4	4	8	-1	29	0	0	1	43	9.3	--	--	--	--	--
2006-07	Albany	AHL	42	8	8	16	-5	64	2	0	0	85	9.4	5	1	0	1	4
	Colorado	NHL	6	0	1	1	1	6	0	0	0	6	0.0	--	--	--	--	--
2007-08	Lake Erie	AHL	13	2	4	6	-2	16	0	0	--	24	8.3	--	--	--	--	--
	Colorado	NHL	40	2	2	4	5	50	0	0	1	45	4.4	4	0	1	1	7
2008-09	Colorado	NHL	55	1	11	12	-5	92	0	0	0	66	1.5	--	--	--	--	--
2009-10	Portland	AHL	66	17	12	29	-2	168	2	0	0	137	12.4	3	0	2	2	9
	Buffalo	NHL	--	--	--	--	--	--	--	--	--	--	--	3	0	2	2	14
2010-11	Buffalo	NHL	81	8	12	20	2	142	0	0	1	104	7.7	7	1	0	1	2
2011-12	Buffalo	NHL	50	1	3	4	-7	56	0	0	0	43	2.3	--	--	--	--	--
2012-13	Rochester	AHL	25	6	5	11	-8	42	2	1	1	46	13.0	3	1	0	1	26
	Buffalo	NHL	8	0	0	0	-2	10	0	0	0	6	0.0	--	--	--	--	--
	NHL Totals		**329**	**18**	**36**	**54**	**-9**	**458**	**0**	**0**	**4**	**346**	**5.2**	**14**	**1**	**3**	**4**	**23**
	Buffalo Totals		**139**	**9**	**15**	**24**	**-7**	**208**	**0**	**0**	**1**	**153**	**5.9**	**10**	**1**	**2**	**3**	**16**



30 GOALTENDER *left*

Born July, 17, 1980 in East Lansing, MICHIGAN

6 ft 2 in 168 lbs



ryan Miller

Ryan MILLER



CAREER GAME HIGHS:

Most Shots Faced:	46, 12/31/2011 vs. OTT
Most Saves:	44, 12/31/2011 vs. OTT
Most Saves in Shutout:	34, 11/18/11 at CAR
Longest Shutout Sequence:	107:39, 10/27/11 vs. CBJ to 11/4/11 vs. CGY
Most Goals Allowed:	6, 1/18/12 at CHI
Longest Winning Streak:	4 games, 2/15/11 at MTL to 3/30/11 vs. NYR

CAREER TRANSACTIONS:

Selected by Buffalo in the 5th round (138th overall) of the 1999 NHL Entry Draft.

Season Stats

2012-13: Tied for first among NHL goaltenders with 1,270 shots against and 1,162 saves, and ranked eighth with 2,302 minutes played and 40 games played • Appeared in his 500th NHL game vs. NYI (4/26), becoming the 62nd goaltender in NHL history to play in at least 500 career games and only the 20th to do so with one team; he was the 12th goaltender ever to play his first 500 NHL games with the same team • Led all NHL netminders with five wins when facing at least 40 shots • Earned his 43rd career shootout win vs. NYI (4/26) to move into second place for career shootout wins by a goaltender (Henrik Lundqvist- 45) • Broke Dominik Hasek's franchise record for most saves a member of the Sabres (13,308) vs. OTT (4/5) • Surpassed Hasek's frachise record 491 games played for the Sabres with his 492nd appearance at PIT (4/2) • Improved to 13-for-15 on penalty shots in his career with an unsuccessful attempt by John Tavares at NYI (2/9).

Career Stats

2011-12: Games missed due to injury: eight – concussion (11/14-11/29) • Became just the sixth goalie in NHL history to record 30 or more wins in seven straight seasons • Set a career high with six shutouts • Posted a 19-6-5 record after the All-Star break, including a record of 15-4-3 over his last 22 games • Named NHL's Third Star for the month of March • Logged the second-longest shutout streak of his career (155:37) from 2/29-3/3 • Set franchise record for most saves in a shutout, with 43 saves at ANA (2/29) • Posted shutouts in consecutive games at ANA (2/29) and at SJS (3/1) • Passed Dominik Hasek for the most wins in franchise history with his 235th career win at NYI (2/4) • Played his 400th career game vs. ANA (10/7)… 2010-11: Games missed due to injury: 11; five – lower body (11/3-11/11), four – upper body (3/30-4/5), two – lower body (11/20-11/24) • Tied career high with five shutouts for third consecutive season; passed Martin Biron for second all-time by a Sabres goaltender (22) • Named NHL's First Star of the Week for week ending Mar. 27 with a 3-0-0 record, including two shutouts, a 0.67 GAA and a .976 SV% • Made 36 saves in shutout at SJS (1/6) • Picked up 200th career win vs. EDM (12/28) • Recorded consecutive shutouts vs. CBJ (12/3) and at OTT (12/4); career-best shutout streak of 161:35… **2011 Playoffs:** Became the third goaltender in franchise history to post two shutouts in one series, joining Bob Sauve (1983 vs. MTL) and Dominik Hasek (1994 vs. NJD); also joined the same duo as the only players to record two shutouts in one playoff year: Sauve (1980, 1983); Hasek (1994, 1999)… **2009-10:** Awarded Vezina Trophy as NHL's best goaltender; Miller was named on 28 of 30 ballots, including 23 first-place selections • Named to NHL's First All-Star Team • Finished 4th in voting for Hart Trophy (MVP) • Received NHL's

Miller *vs. NHL*

Team	GP	GA	SO	W	L	O	GAA
Anaheim	5	8	1	3	2	0	1.67
Boston	40	101	1	25	8	7	2.51
Calgary	4	13	0	2	2	0	3.13
Carolina	25	66	0	12	9	4	2.69
Chicago	3	6	0	2	1	0	2.01
Colorado	4	12	0	0	1	3	2.85
Columbus	6	10	1	2	2	0	2.11
Dallas	4	10	0	4	0	0	2.41
Detroit	10	35	0	2	6	2	3.68
Edmonton	6	10	0	6	0	0	1.67
Florida	25	60	2	14	9	2	2.43
Los Angeles	7	16	1	4	1	1	2.38
Minnesota	4	8	1	3	1	0	2.10
Montreal	41	96	3	25	10	6	2.33
Nashville	6	15	1	3	2	1	2.57
New Jersey	27	58	2	11	11	5	2.20
N.Y. Islanders	27	78	2	15	9	2	3.00
N.Y. Rangers	24	53	1	13	5	5	2.33
Ottawa	37	98	1	15	17	4	2.71
Philadelphia	28	80	0	13	11	2	3.10
Phoenix	4	4	1	4	0	0	0.99
Pittsburgh	23	71	0	7	11	3	3.26
San Jose	8	16	2	6	1	1	1.96
St. Louis	4	12	0	1	3	0	3.03
Tampa Bay	27	72	0	19	8	0	2.66
Toronto	45	110	4	29	15	1	2.48
Vancouver	6	17	0	4	2	0	2.77
Washington	25	62	3	13	11	0	2.58
Winnipeg	25	65	1	12	6	5	2.69
NHL Totals	**500**	**1262**	**28**	**269**	**164**	**54**	**2.59**



Foundation Award for Outstanding Charitable and Community Work • Set franchise single-season record for wins (41) • Set new career bests in both GAA (2.22) and SV% (.929) • Won 30 games for the fifth-straight season • Led Team USA to a silver medal at the 2010 Winter Olympics; named tournament MVP, Olympic All-Star and Best Goalie by tournament directorate • Posted Olympic-best 5-1 record, with a U.S. Men's Olympic team record 1.35 GAA • Played in 300th career NHL game vs. TBL (1/6) • Started season 8-0-1, including eight straight wins from 10/8-10/30 • Set single-game highs in shots faced (50) and saves (48) in 3-2 win over TOR (1/8) • Posted second longest shutout streak of his career (148:31) from 11/28-12/3 • Passed Don Edwards for second-most career wins by a Sabres goaltender (187); now trails only Dominik Hasek… **2010 Playoffs:** Went 2-4 with 2.34 GAA and career-best .926 SV% • Stopped 72 of 74 shots in two wins (.973)… **2008-09:** Games missed due to injury: 13 – ankle (2/24-3/27) • Named NHL Third Star of the Month for January after posting a 9-3-0 record with a 2.30 GAA, .932 save percentage and one shutout • Won 30 games for the fourth-straight season • Set new career best with 2.53 GAA, .918 save percentage and five shutouts • Finished season third in franchise history with 146 career victories, behind only Dominik Hasek (234) and Don Edwards (156) • 8-2 record with 31 saves on 40 attempts (77.5) in shootouts • Posted a 157:13 shutout streak with consecutive shutouts at PHX (1/31) and vs. TOR (2/4)… **2007-08:** Set a franchise record and career high with 76 games played and 4,474 minutes played • Tied with Miikka Kiprusoff for third in the league in games played and was third overall in minutes played • His 36 victories ranked him sixth best in the NHL • Finished third in the league with 1,907 saves on the season, a career high • Won a season-high six games in a row starting vs. NYI (12/12) and ending at PHI (12/22) • Allowed only 15 goals during win streak and made a season-high 42 saves at NYI (12/19) • Earned his first shutout and first victory of the year with a 20-save performance vs. ATL (10/11) • His 35-save shutout vs. TOR (2/13) set a career high for shutouts in a season (3) and was a career high for saves made in a shutout… **2006-07:** Missed 5 games with muscle strain • Set a new Sabres record with 40 wins, while playing in a career-high 63 games • Voted in as Eastern Conference starter for All-Star Game • Played in a career-high 13 straight games from 2/10-3/13 • Made 29 saves to earn third career shutout in 3-0 win at NYI (10/26) • First 41 games of the season -- 21-7-2 with 2.67 GAA in 31 games • Preseason: 2-1, with 2.59 GAA and .881 save percentage… **2007 Playoffs:** Posted a 9-7 record with 2.22 GAA and .922 save percentage while starting all 16 games • Now ranks second on franchise's all-time list in playoff wins (20), goalie games (34), and goalie minutes (2,152) • Posted a 4-1 record in five games vs. NYI • Made 30 saves in Game 5 (4/20) • Finished series with 2.21 GAA and .918 save percentage • Went 4-2 vs. NYR • Made a playoff career-high 44 saves in Game 3 vs. NYR (4/29) • Stopped 22 of 23 shots in Game 5 vs. NYR (5/4)… **2005-06:** Registered a 30-14-3 record in 48 games • Finished with a 2.60 GAA • Missed 18 games (11/2-12/8) with a fractured thumb • Named NHL Defensive Player of the Week twice (12/25 and 2/5) • Earned second career shutout, making 31 saves in 6-0 win vs. TOR (4/16) • Stopped a career-high 45 shots in 4-2 loss at Ottawa (3/18) • Made 27 saves and picked up an assist in 3-1 win vs. TOR (3/16) • Returned to action at PHI (12/19), making 33 saves in a 2-1 shootout win • Activated from IR (12/9), and sent to Rochester on conditioning assignment… **2006 Playoffs:** Finished with a record of 11-7, 2.56 GAA and .908 SV% in 18 games • Stopped 25 shots in 2-1 OT win vs. CAR (5/30) • Made 24 saves in 4-3 win vs. CAR (5/24) • Made 29 saves including 16 in 3rd period at CAR (5/20) • Stopped 34 shots in series-clinching win at OTT (5/13) • Made 43 saves in a 2-1 win at OTT (5/8) • Stopped 21 shots in series clinching 7-1 win at PHI (5/2) • Earned first career playoff shutout by making 24 saves in 3-0 win vs. PHI (4/30)… **2004-05:** Was awarded the Aldege "Baz" Bastien Award as the AHL's top goaltender • Was named an AHL First Team All-Star • Set the Amerks' all-time single season shutout mark with eight • Appeared in 63 regular season games, compiling a record of 41-17-4 and a 2.45 GAA • Led the AHL in victories (41) and saves (1,814), while ranking second in shutouts (8) and minutes played (3,738) • Became the AHL's first 40-game winner in four decades, since Gerry Cheevers in 1964-65 • Claimed Top Goaltender honors in the All-Star Skills Competition for the second consecutive year and earned the win in net for PlanetUSA at the 2005 All-Star Classic in Manchester, N.H.… **2003-04:** Appeared in three games with Sabres, starting season opener at PHI (10/9) and home opener vs. NYI (10/11) • Recorded career-high five shutouts in regular season with Rochester Americans • Recorded assist on power-play goal at Hamilton (3/13)… **2004 Playoffs:** Stopped 29 shots in win over Milwaukee (5/20) • Won fifth-straight outing with 27 saves vs. Hamilton (5/9) • Recorded 28 saves vs. Hamilton (5/8) • Picked up shutout vs. Hamilton (5/5) • Made 33 saves in game seven overtime win over Syracuse (5/01) • Kicked out 30 shots for a shutout at Syracuse (4/17)… **2002-03:** Appeared in four games for Team USA at 2003 World Championships • Made 64 saves and posted 2.49 GAA • Recorded wins over Slovenia and Belarus • Named to Young Stars Game at NHL All-Star Game in Florida (2/1) • Recorded first NHL shutout with 22 saves in 1-0 win at MIN (1/14) • Made 17 saves to win first career NHL game in 5-4 victory vs. CBJ (11/22) • Started first NHL game at NJD (11/19), making 21 saves in OT loss • Recalled from Rochester (11/18) • Named Amerks' Rookie of the Year • Ended rookie season with 23-18-5 record and 2.34 GAA • Finished fifth in the AHL in GAA • Recorded first professional playoff win in Rochester (4/12) • Won five of last six games to help Rochester make playoffs • Had nine-game unbeaten streak from 11/29 to 12/22 (8-0-1) after six-game win

streak from 11/29 to 12/13… **2001-02:** Led all goaltenders with .949 save percentage and was second with 1.76 GAA at 2002 World Championships • Finished collegiate career 73-18-12 with NCAA-record 26 shutouts • Went 26-9-5 with eight shutouts, 1.77 GAA and .936 SV% in junior season • Hobey Baker Memorial Award finalist • Named CCHA Best Goaltender for third-straight season and won league's Most Valuable Player for second year in a row • MSU's Most Valuable Player for second consecutive season • Ranked first nationally in victories and shutouts, third in save percentage and fourth in GAA and minutes played at end of junior season • Ended Michigan State career ranked fourth in wins (73), fifth in games played (106) and first in GAA (1.54), SV% (.941) and shutouts (26)… **2000-01:** Won the 2001 Hobey Baker Award, given to college hockey's top player • Became the second goaltender to receive the Hobey Baker (Minnesota's Robb Stauber in 1988 was first) • USA Hockey College Player of the Year • Tabbed College Hockey Player of the Year by The Hockey News • Honored as Spartan hockey's Most Valuable Player and won the George Alderton Award for MSU male athlete of the year • Led the nation in save percentage, GAA, wins, winning percentage and shutouts • Became the NCAA's career shutout leader when he backstopped the Spartans to a 3-0 win over Alaska Fairbanks (2/10) • His 10 shutouts were second-best single-season effort in NCAA history • Set NCAA single-season record with .950 save percentage while 1.31 GAA was third-best in NCAA history… **1999-00:** Second-team All-CCHA and CCHA All-Rookie Team selection • Posted eight shutouts – the most in a season by a goaltender in CCHA or WCHA history.



Career Statistics

			Regular Season									Playoffs							
Season	Team	League	GP	W	L	OT	GA	SO	GAA	SV%	MIN	GP	W	L	GA	SO	GAA	SV%	MIN
1997-98	Sault St. Marie	NAJHL	31	21	14	0	82	3	2.33	--	2113	2	0	2	7	0	2.66	--	158
1998-99	Sault St. Marie	NAJHL	47	31	14	1	104	8	2.30	--	2711	4	2	2	10	1	2.76	--	218
1999-00	Michigan State	CCHA	26	16	5	3	39	8	1.53	--	1525	--	--	--	--	--	--	--	--
2000-01	Michigan State	CCHA	40	31	5	4	54	10	1.32	--	2447	--	--	--	--	--	--	--	--
2001-02	Michigan State	CCHA	40	26	9	5	71	8	1.77	--	2411	--	--	--	--	--	--	--	--
2002-03	Rochester	AHL	47	23	18	5	110	2	2.34	.920	2817	3	1	2	13	0	4.11	.856	190
	Buffalo	NHL	15	6	8	1	40	1	2.63	.902	912	--	--	--	--	--	--	--	--
2003-04	Rochester	AHL	60	27	25	7	132	5	2.21	.925	3579	14	7	7	26	2	1.82	.934	857
	Buffalo	NHL	3	0	3	0	15	0	5.06	.795	178	--	--	--	--	--	--	--	--
2004-05	Rochester	AHL	63	41	17	4	153	8	2.45	.922	3741	9	5	4	24	0	2.63	.909	547
2005-06	Buffalo	NHL	48	30	14	3	124	1	2.60	.914	2862	18	11	7	48	1	2.56	.908	1123
	Rochester	AHL	2	1	1	0	5	0	2.50	.889	120	--	--	--	--	--	--	--	--
2006-07	Buffalo	NHL	63	40	16	6	168	2	2.73	.911	3692	16	9	7	38	0	2.22	.922	1029
2007-08	Buffalo	NHL	76	36	27	10	197	3	2.64	.906	4474	--	--	--	--	--	--	--	--
2008-09	Buffalo	NHL	59	34	18	6	145	5	2.53	.918	3443	--	--	--	--	--	--	--	--
2009-10	Buffalo	NHL	69	41	18	8	150	5	2.22	.929	4047	6	2	4	15	0	2.34	.926	384
	USA	Olympics	6	5	1	0	8	1	1.35	--	355	--	--	--	--	--	--	--	--
2010-11	Buffalo	NHL	66	34	22	8	165	5	2.59	.916	3829	7	3	4	20	2	2.93	.917	410
2011-12	Buffalo	NHL	61	31	21	7	150	6	2.55	.916	3536	--	--	--	--	--	--	--	--
2012-13	Buffalo	NHL	40	17	17	5	108	0	2.81	.915	2302	--	--	--	--	--	--	--	--
	NHL Totals		**500**	**269**	**164**	**54**	**1262**	**28**	**2.59**	**.915**	**29277**	**47**	**25**	**22**	**121**	**3**	**2.47**	**.917**	**2945**
	Buffalo Totals		**500**	**269**	**164**	**54**	**1262**	**28**	**2.59**	**.915**	**29277**	**47**	**25**	**22**	**121**	**3**	**2.47**	**.917**	**2945**

57 DEFENSE *right*

Born February 1, 1990 in Houston, TEXAS

6 ft 8 in 219 lbs



tyler Myers

Tyler MYERS



CAREER GAME HIGHS:

Goals:	2, (2x). Most recent: 11/16/11 vs. NJD
Assists:	3 (3x). Most recent: 3/19/11 vs. ATL
Points:	4, 3/10/10 vs. DAL (1+3)
Penalty Minutes:	7, 2/29/12 at ANA
Longest Point Streak:	5 games, 3/16/10 at ATL to 3/24/10 vs. MTL (1+5)

CAREER TRANSACTIONS:

Selected by Buffalo in the 1st round (12th overall) of the 2008 NHL Entry Draft.

Season Stats

2012-13: Games missed due to injury: 7 – leg (4/13-4/26) • Finished second among Sabres skaters in average TOI (21:18) • Led all Sabres skaters with a TOI of 28:13 vs. WSH (3/30), contributing an assist and four hits • Scored the game-winning goal at TBL (2/26) • Tallied two points (1+1) vs. BOS (2/15) • Netted his first goal of the season vs. PHI (1/20).

Career Stats

2011-12: Games missed due to injury: 23; 19 – broken wrist (11/23-1/3), four – fractured foot (3/31-4/7) • Ranked second on the team with an average TOI of 22:29 and logged more than 20 minutes in 50 of 55 games • Served three-game suspension (3/14-3/19) • Became the Sabres' all-time leader in career overtime goals by a defenseman (three) vs. MTL (3/12); the goal also tied him with Brian Campbell and Alexei Zhitnik for fifth-most GWG by a defenseman in Sabres history (seven) • Four-game point streak (2+2) from 2/16-2/21 • Recorded 100th career point in his 200th career game vs. MTL (2/17) • Logged a career-high TOI of 31:05 at NYI (1/14) • Healthy scratch for the first time in his career at MTL (11/14)…**2010-11:** Games missed due to injury: two – flu (12/27-12/28) • Tied for team lead with five GWG • Recorded three assists vs. ATL (3/19) • Three-game assist streak 12/11-12/17 • Played 100th career NHL game vs. WSH (11/13) • Three-point game (1+2) at NJD (11/10) • Scored in consecutive games 10/23-10/26 and 2/10-2/13… **2011 Playoffs:** Led Buffalo skaters with 23:52 TOI per game • Recorded first career multi-point playoff game (0+3) in Game 6 vs. PHI (4/22), followed it up with two points (1+1) in Game 7 • Picked up an assist while playing a team-high 27:48 TOI in Game 5 at PHI (4/22) • Led all skaters with five hits in Game 4 vs. PHI (4/20) • Tied for team lead with five hits in 22:20 TOI in Game 1 at PHI (4/14)… **2009-10:** Awarded Calder Trophy as the NHL's top rookie; received 94 of 133 first-place votes; was also named to the NHL's All-Rookie Team • Ranked at or near the top in several rookie categories, including average ice time (1st, 23:44), shorthanded time (1st), assists (1st), blocked shots (1st, 137), plus-minus (T-2nd) and points (3rd) • Also one of four rookies to play all 82 games • Became the 16th-youngest player to play for the Sabres in a season opener (19 yrs, 245 days) • Named NHL's Rookie of the Month for January • Skated a season-high 28:32 at OTT (12/16) • Skated 20+ minutes in 77 of 82 games • Picked up a career-high four points (1+3) vs. DAL (3/10) • Posted season-high five game point streak from 3/16-3/24 (1+5) • Scored shootout winning goal at TBL (10/24)… **2010 Playoffs:** Played in all six games • Scored first career playoff goal in Game 2 vs. BOS (4/17) • Skated

Myers *vs. NHL*

Team	GP	G	A	P	PIM
Anaheim	4	0	3	3	7
Boston	19	3	9	12	12
Calgary	2	0	0	0	2
Carolina	15	1	5	6	16
Chicago	4	0	2	2	2
Colorado	2	0	0	0	2
Columbus	4	0	1	1	2
Dallas	3	1	4	5	2
Detroit	4	0	1	1	4
Edmonton	1	0	0	0	0
Florida	13	2	10	12	2
Los Angeles	3	0	0	0	2
Minnesota	3	0	1	1	2
Montreal	22	2	5	7	6
Nashville	2	0	1	1	0
New Jersey	14	4	2	6	4
N.Y. Islanders	12	4	4	8	4
N.Y. Rangers	13	1	3	4	0
Ottawa	19	0	4	4	8
Philadelphia	12	3	4	7	6
Phoenix	4	1	2	3	2
Pittsburgh	13	0	4	4	4
San Jose	5	0	1	1	2
St. Louis	3	1	2	3	0
Tampa Bay	13	3	1	4	14
Toronto	18	2	3	5	12
Vancouver	3	1	2	3	2
Washington	12	0	3	3	10
Winnipeg	14	3	7	10	8
NHL Totals	**256**	**32**	**84**	**116**	**137**



Tyler Myers

35:35 in Game 4 double-OT loss at BOS (4/21) • Played six games for Canada at 2010 World Championships in Germany • Recorded two assists with 4 PIM… **2008-09:** Named to Memorial Cup All-Star Team • MVP of the 2009 WHL Playoffs • Won gold medal with Team Canada at 2009 World Junior Championship in Ottawa… **2007-08:** Named WHL's Top Draft Prospect • Represented Team Canada at the Under-18 World Championships • Participated in the 2008 CHL Top Prospects Game… **2006-07:** Won bronze medal at the 2007 Canada Winter Games playing with Team Alberta.

Career Statistics

			Regular Season											Playoffs				
Season	**Team**	**League**	**GP**	**G**	**A**	**P**	**+/-**	**PIM**	**PP**	**SH**	**GW**	**S**	**S%**	**GP**	**G**	**A**	**P**	**PIM**
2006-07	Kelowna	WHL	59	2	13	15	--	78	--	--	--	--	--	--	--	--	--	--
2007-08	Kelowna	WHL	65	6	13	19	--	97	4	0	--	--	--	7	1	2	3	12
2008-09	Kelowna	WHL	58	9	33	42	--	105	4	1	--	--	--	22	5	15	20	20
	Canada	WJC	6	1	0	1	--	2	--	--	--	--	--	--	--	--	--	--
2009-10	Buffalo	NHL	82	11	37	48	13	32	3	0	1	104	10.6	6	1	0	1	4
	Canada	WC	7	0	2	2	1	4	--	--	--	--	--	--	--	--	--	--
2010-11	Buffalo	NHL	80	10	27	37	0	40	3	0	5	122	8.2	7	1	5	6	16
2011-12	Buffalo	NHL	55	8	15	23	5	33	3	0	1	84	9.5	--	--	--	--	--
2012-13	Buffalo	NHL	39	3	5	8	-8	32	1	0	2	48	6.3	--	--	--	--	--
	NHL Totals		**256**	**32**	**84**	**116**	**10**	**137**	**10**	**0**	**9**	**358**	**8.9**	**13**	**2**	**5**	**7**	**20**
	Buffalo Totals		**256**	**32**	**84**	**116**	**10**	**137**	**10**	**0**	**9**	**358**	**8.9**	**13**	**2**	**5**	**7**	**20**



9 LEFT WING *left*

Born August 19, 1982 in Summerside, PRICE EDWARD ISLAND

6 ft 0 in 189 lbs



Steve OTT



CAREER GAME HIGHS:

Goals:	3, 3/31/10 vs. SJS
Assists:	2, (11x). Most recent: 2/28/13 at FLA
Points:	3, (4x). Most recent: 3/31/10 vs. SJS (3+0)
Penalty Minutes:	18, 11/1/08 at BOS
Longest Point Streak:	8 games, 1/21/09 at FLA to 2/8/09 vs. NSH (6+6)

CAREER TRANSACTIONS:

Acquired from Dallas with Adam Pardy in exchange for Derek Roy, July 2, 2012; Selected by Dallas in the 1st round (25th overall) of the 2000 NHL Entry Draft.

Season Stats

2012-13: Was named alternate captain on 4/4 • Finished the season tied for third among NHL skaters in hits (187) and ranked 12th in faceoff percentage (55.9%) • Led all Sabres skaters with 93 PIM and three game-winning goals; also finished atop Sabres forwards in average TOI (18:33) • Registered 11 hits vs. BOS (2/15), becoming the first Sabres player to record 10 or more hits in a game since Paul Gaustad had 10 in the 2008 Winter Classic (1/1/08 vs. PIT) • Logged a season-high 23:26 TOI vs. TOR (3/21), the third-highest of his career • Skated in his 600th career NHL game at FLA (3/28) • Tied his career high with a three-game goal-scoring streak (4/2-4/7).

Career Stats

2011-12: Only player in the NHL with more than 30 points and at least 150 penalty minutes • Led Stars with 278 hits and 156 penalty minutes • Ranked first on the team with 561 faceoff wins and a 55.5% faceoff percentage (14th best in NHL) • Won at least half of his faceoffs in 53 of 74 games • Registered a shot in 61 of 74 contests • Registered 200th career NHL point (goal) vs. ANA (1/10) • Played in his 500th career NHL game at LAK (10/22)… **2010-11:** One of four players on the club to skate in all 82 games, the second time he has accomplished this feat in his NHL career • Points in six of his last 12 games (2+4) • Season-high four-game point streak (1+3) from 3/15 to 3/23 • Led the team in hits with 252 • Led the team in faceoff percentage (644-for-1138, 56.6%) and ranked 10th among NHL leaders • Recorded a season-high 22:33 TOI and one assist at SJS (12/13)… **2009-10:** Led Stars in faceoff percentage, winning 200 of 352 faceoffs (56.8%) • Set a new career-high with his 20th goal of the season vs. CHI on 4/6/10 • Finished the season with nine points in the last 12 games (8+1) and 21 points (13+8) in his last 32 contests • Recorded his first career hat trick vs. SJS (3/31) • Posted new career highs in shots (7) and hits (11) vs. SJS (12/11) • Represented Team Canada at the 2010 IIHF World Championships in Germany • Dallas posted a 9-2-2 record when he registered an assist… **2008-09:** Set new career highs in goals (19), assists (27) and points (46), more than doubling his previous career high of 22 points • Ranked first on the team with 135 PIM, fourth in goals, tied for fourth in points and power play goals (5), and tied for fifth in assists • Recorded a career-best eight-game point streak (6+6) from 1/21 to 2/8 • Set a new career high for goal streak at three games (twice), from 1/27 to 1/31 (3+2) and 2/5-2/8 (3+2) • Missed 11 games (11/24-12/16) with a broken hand suffered vs. ANA on 11/22 • Had 11 multi-point games on the season (Dallas was 7-1-3 in those

Ott *vs. NHL*

Team	GP	G	A	P	PIM
Anaheim	48	7	19	26	94
Boston	12	0	2	2	39
Buffalo	8	4	3	7	14
Calgary	27	1	10	11	81
Carolina	10	2	0	2	11
Chicago	24	10	4	14	58
Colorado	27	2	5	7	43
Columbus	28	8	6	14	56
Dallas	0	0	0	0	0
Detroit	28	2	2	4	55
Edmonton	28	4	6	10	44
Florida	8	1	5	6	11
Los Angeles	47	4	6	10	112
Minnesota	28	7	8	15	59
Montreal	12	4	4	8	27
Nashville	29	4	6	10	41
New Jersey	14	1	4	5	17
NY Islanders	10	0	3	3	19
NY Rangers	10	1	3	4	23
Ottawa	12	2	3	5	23
Philadelphia	11	5	4	9	10
Phoenix	44	5	11	16	105
Pittsburgh	10	4	4	8	29
San Jose	46	8	13	21	147
St. Louis	28	1	7	8	69
Tampa Bay	8	0	2	2	2
Toronto	10	1	5	6	20
Vancouver	29	4	2	6	35
Washington	7	0	1	1	10
Winnipeg	11	2	2	4	9
NHL Totals	**614**	**94**	**150**	**244**	**1263**



games) • Had two three-point games, tying his career-high • Second on the team with 220 hits… **2007-08:** Led the Stars in faceoff percentage (58.8%) and PIM (147), and ranked third in hits (182)… 2008 Playoffs: Scored two goals in the Western Conference Quarterfinals vs. ANA; two of his three career playoff goals are game-winners… **2006-07:** Missed 37 games (11/1-1/20) with a fractured ankle, returned for two games and then missed the next 25 games after aggravating his ankle injury • Appeared in his 200th career NHL game vs. CHI (4/8)… **2005-06:** Only Stars player to appear in all 82 games • Ranked second on the team in PIM (178) • Appeared in his 100th career NHL game vs. LAK (10/5)… **2004-05:** Played in 67 games with Hamilton (AHL), registering 39 points (18+21) and 279 PIM • Ranked first on the team in PIM, fourth in goals and fifth in points… **2003-04:** Finished first on the Stars in PIM (152)… **2004 Playoffs:** Recorded his first playoff point with an overtime game-winning goal in Game 3 vs. COL… **2002-03:** Appeared in his first NHL season, splitting time between Dallas and Utah (AHL)… **2003 Playoffs:** Appeared in one game with Dallas, making his NHL playoff debut in Game 1 of the Conference Quarterfinals vs. EDM… 2001-02: Finished OHL career with 237 points (116+121) and 473 PIM in 174 career junior contests with the Windsor Spitfires • Led Windsor in goals (43) and points (88), and was tied for first in assists (45) and second in PIM (178)… **2000-01:** Finished second in the OHL in goals (50) and tied for eighth in points (87) • Posted three points (2+1) in seven tournament games for Canada at the IIHF World Junior Championship… **1999-00:** Recorded 23 goals and 39 assists for 62 points with 131 PIM in 66 outings.

Career Statistics

			Regular Season											Playoffs					
Season	**Team**	**League**	**GP**	**G**	**A**	**P**	**+/-**	**PIM**	**PP**	**SH**	**GW**	**S**	**S%**	**GP**	**G**	**A**	**P**	**PIM**
1998-99	Leamington	OHA	48	14	30	44	--	110	--	--	--	--	--	--	--	--	--	--
1999-00	Windsor	OHL	66	23	39	62	--	131	--	--	--	--	--	12	3	5	8	21
2000-01	Windsor	OHL	55	50	37	87	40	164	11	4	--	--	--	9	3	8	11	27
	Canada	WJC	7	2	1	3	--	6	--	--	--	--	--	--	--	--	--	--
2001-02	Windsor	OHA	53	43	45	88	6	178	14	4	6	--	--	14	6	10	16	49
	Canada	WJC	7	3	3	6	--	8	--	--	--	--	--	--	--	--	--	--
2002-03	Dallas	NHL	26	3	4	7	6	31	0	0	0	25	12.0	1	0	0	0	0
	Utah	AHL	40	9	11	20	-1	98	5	0	2	79	11.4	--	--	--	--	--
2003-04	Dallas	NHL	73	2	10	12	-2	152	0	0	1	74	2.7	4	1	0	1	0
2004-05	Hamilton	AHL	67	18	21	39	-1	279	1	0	3	--	--	4	0	0	0	20
2005-06	Dallas	NHL	82	5	17	22	1	178	0	0	1	89	5.6	5	0	1	1	2
2006-07	Dallas	NHL	19	0	4	4	-4	35	0	0	0	17	0.0	6	0	0	0	8
	Iowa	AHL	3	0	0	0	-2	8	0	0	0	--	--	--	--	--	--	--
2007-08	Dallas	NHL	73	11	11	22	2	147	0	1	2	89	12.4	18	2	1	3	22
2008-09	Dallas	NHL	64	19	27	46	3	135	5	0	0	132	14.4	--	--	--	--	--
2009-10	Dallas	NHL	73	22	14	36	-14	153	8	1	2	146	15.1	--	--	--	--	--
	Canada	WC	7	0	1	1	--	20	--	--	--	--	--	--	--	--	--	--
2010-11	Dallas	NHL	82	12	20	32	-9	183	3	2	4	120	10.0	--	--	--	--	--
2011-12	Dallas	NHL	74	11	28	39	5	156	4	0	2	108	10.2	--	--	--	--	--
2012-13	Buffalo	NHL	48	9	15	24	3	93	2	0	3	73	12.3	--	--	--	--	--
	NHL Totals		**614**	**94**	**150**	**244**	**-9**	**1263**	**22**	**4**	**15**	**873**	**10.8**	**34**	**3**	**2**	**5**	**32**
	Buffalo Totals		**48**	**9**	**15**	**24**	**3**	**93**	**2**	**0**	**3**	**73**	**12.3**	**--**	**--**	**--**	**--**	**--**

12 CENTER *left*

Born March 12, 1986 in Detroit, MICHIGAN

5 ft 9 in 191 lbs



kevin Porter

Kevin PORTER



CAREER GAME HIGHS:

Goals:	2, (2x), 4/2/13 at PIT
Assists:	1, (29x). Most recent: 4/13/13 vs. PHI
Points:	2, (5x). Most recent: 4/2/13 at PIT (2+0)
Penalty Minutes:	15, 12/6/11 at VAN
Longest Point Streak:	4 games, 4/9/13 at WPG to 4/14/13 vs. TBL (2+2)

CAREER TRANSACTIONS:

Signed as an unrestricted free agent, July 6, 2012; Traded to Colorado with Peter Mueller by Phoenix in exchange for Wojtek Wolski, March 3, 2010; Selected by Phoenix in the 4th round (119th overall) of the 2004 NHL Entry Draft.

Season Stats

2012-13: Recorded seven points (4+3) over a seven-game span (4/2-4/14) • Career-best four game point streak (2+2; 4/9-4/14) • Logged a career-high 19:51 TOI at BOS (4/17) • Tallied his first point of the season with an assist while logging 17:44 TOI at PHI (3/10) • Scored his first two goals of the season and was a plus-2 at PIT (4/2) • Recalled from Rochester (AHL) to make his Sabres debut at TOR (2/21) • Served as captain of the Rochester Americans (AHL), where he ranked second on the team with 44 points (15+29), despite appearing in only 48 games.

Career Stats

2011-12: Appeared in 35 games with Colorado, tallying seven points (4+3) • Ranked fourth on the team with a 12.5 shooting percentage (four goals on 32 shots) • Logged a season-high 14:25 of ice time at DAL (1/14) • Recorded points in three straight games (12/27-12/31), matching a career-long scoring streak • Netted goals in back-to-back contests (12/27-12/29) • Served a four-game suspension (12/8-12/15)… **2010-11:** Established career highs in games (74), goals (14), assists (11) and points (25) in his first full season with the Avalanche • Scored three game-winning goals, tied for second most on the team • Was on the Avalanche's opening night roster and dressed in six of Colorado's first 11 games • Was reassigned to Lake Erie (AHL) on 10/30 but did not appear in any games with the Monsters before being recalled on 11/ 5 • Tallied a career-high two goals in his first game after re-joining the Avalanche on 11/6 vs. DAL • Went on to produce five goals, including three game winners, and was plus-8 in his first seven games after his recall from 11/6-11/19 • Scored in three straight games, 11/15-11/19, the longest goal streak of his NHL career • Scored the overtime game-winner on vs. SJS (11/17), his first career OT goal • Notched the winning goal in the shootout on at DAL (11/20) • Attempted his first career penalty shot on 1/18 vs. VAN (unsuccessful) • Appeared in his 100th NHL game at MIN (2/9)… **2009-10:** Split the season between the Avalanche and Coyotes organizations • Was acquired from Phoenix along with Peter Mueller at the trade deadline (3/3) • Following the trade, was assigned to Lake Erie (AHL) and tallied one goal in four games with the Monsters • Recalled by the Avalanche 3/10 and appeared in each of the final 16 games for Colorado (2+1) • Scored his first career shorthanded goal at PHX (3/27) • Collected 41 points (16+25) in 56 combined AHL games between the Monsters and San Antonio Rampage • Opened the year with San Antonio, where

Porter *vs. NHL*

Team	GP	G	A	P	PIM
Anaheim	10	2	2	4	0
Boston	3	0	0	0	0
Buffalo	2	0	0	0	0
Calgary	11	0	2	2	0
Carolina	3	1	0	1	0
Chicago	10	0	1	1	0
Colorado	3	1	0	1	0
Columbus	6	1	3	4	4
Dallas	10	4	0	4	2
Detroit	6	1	1	2	0
Edmonton	11	1	1	2	4
Florida	4	0	0	0	0
Los Angeles	11	0	2	2	2
Minnesota	11	2	1	3	2
Montreal	6	1	1	2	0
Nashville	5	1	2	3	2
New Jersey	4	0	0	0	4
N.Y Islanders	6	0	0	0	2
N.Y. Rangers	6	1	0	1	0
Ottawa	4	1	2	3	0
Philadelphia	5	0	3	3	0
Phoenix	6	2	1	3	2
Pittsburgh	4	3	0	3	2
San Jose	8	2	0	2	4
St. Louis	8	2	1	3	5
Tampa Bay	6	1	0	1	0
Toronto	4	0	1	1	6
Vancouver	11	0	0	0	15
Washington	4	0	1	1	2
Winnipeg	6	2	0	2	0
NHL Totals	**194**	**29**	**25**	**54**	**58**





he tallied 40 points (15+25) in 52 contests • Was recalled by the Coyotes on four occasions, appearing in four total games with Phoenix (no points)… 2010 Playoffs: Made his Stanley Cup playoff debut, appearing in four of Colorado's six post-season games • Skated in his first NHL playoff contest in Game 1 of the WCQF at SJS (4/14) • Missed Games 3-4 after leaving Game 2 at SJS (4/16) due to an upper body injury • Returned for Game 5 on 4/22… **2008-09:** Appeared in 34 games for the Coyotes during his rookie season, collecting 10 points (5+5) • Also played in 42 games for San Antonio (AHL), where he registered 35 points (13+22) and a team-leading plus-7 rating • Two of his five goals with Phoenix were game winners • Made his NHL debut and collected his first NHL point (assist) on vs. CBJ (10/11) • Also had an assist in his second career game on at ANA (10/12) • Scored his first NHL goal on vs. PIT (10/30)… **2007-08:** Captured the Hobey Baker Award as a senior at the University of Michigan • Finished second in the nation with 63 points (33+30) in 43 games • Led Michigan to the 2008 NCAA Frozen Four while serving as team captain • Named the CCHA Player of the Year • Also a member of the RBK West All-America First Team and the All-CCHA First Team • Selected as the University of Michigan's Male Athlete of the Year • Set an NCAA Tournament record by scoring four goals in an East Regional Semifinal win over Niagara in Albany, NY (3/28) • Appeared in all seven playoff games for the San Antonio Rampage (AHL), recording four assists… **2006-07:** Skated in 41 games for the University of Michigan, collecting 58 points (24+34) • Shared the team lead in goals and was second in both assists and points • Named to the All-CCHA Second Team… **2005-06:** Recorded 38 points (17+21) and 30 penalty minutes in 39 games for Michigan… **2004-05:** Registered 24 points (11+13) and 51 penalty minutes in 39 games as a freshman at Michigan… **2003-04:** Played 55 games for the U.S. National Under-18 Team, recording 37 points (8+29)… **2002-03:** Collected 20 points (9+11) in 19 games for the U.S. National Under-17 Team • Appeared in 53 games for the U.S. National Under-18 Team, recording 31 points (20+11).

Career Statistics

			Regular Season											*Playoffs*				
Season	**Team**	**League**	**GP**	**G**	**A**	**P**	**+/-**	**PIM**	**PP**	**SH**	**GW**	**S**	**S%**	**GP**	**G**	**A**	**P**	**PIM**
2002-03	USNTDP	U-17	19	9	11	20	--	8	--	--	--	--	--	--	--	--	--	--
	USNTDP	U-18	13	1	2	3	--	2	--	--	--	--	--	--	--	--	--	--
	USNTDP	NAHL	40	19	9	28	--	17	--	--	--	--	--	--	--	--	--	--
	USA	WJ-18A	6	0	2	2	--	30	--	--	--	--	--	--	--	--	--	--
2003-04	USNDTP	U-18	44	5	21	26	--	26	--	--	--	--	--	--	--	--	--	--
	USA	WJ-18A	6	2	6	8	--	4	--	--	--	--	--	--	--	--	--	--
	USNTDP	NAHL	11	3	8	11	--	4	--	--	--	--	--	--	--	--	--	--
2004-05	Michigan	CCHA	39	11	13	24	--	51	--	--	--	--	--	--	--	--	--	--
	USA	WJC	7	3	2	5	--	6	--	--	--	--	--	--	--	--	--	--
2005-06	Michigan	CCHA	39	17	21	38	--	30	--	--	--	--	--	--	--	--	--	--
	USA	WJC	7	2	4	6	--	2	--	--	--	--	--	--	--	--	--	--
2006-07	Michigan	CCHA	41	24	34	58	--	16	--	--	--	--	--	--	--	--	--	--
2007-08	Michigan	CCHA	43	33	30	63	--	18	--	--	--	--	--	--	--	--	--	--
	San Antonio	AHL	--	--	--	--	--	--	--	--	--	--	--	7	0	4	4	0
2008-09	Phoenix	NHL	34	5	5	10	-2	4	1	0	2	39	12.8	--	--	--	--	--
	San Antonio	AHL	42	13	22	35	7	14	2	1	4	81	16.0	--	--	--	--	--
2009-10	Phoenix	AHL	4	0	0	0	1	0	0	0	0	3	0.0	--	--	--	--	--
	San Antonio	AHL	52	15	25	40	-9	31	5	0	3	104	14.4	--	--	--	--	--
	Colorado	NHL	16	2	1	3	-4	0	0	1	0	18	11.1	4	0	0	0	0
	Lake Erie	AHL	4	1	0	1	0	2	0	0	0	9	11.1	--	--	--	--	--
2010-11	Colorado	NHL	74	14	11	25	-11	27	1	0	3	102	13.7	--	--	--	--	--
2011-12	Colorado	NHL	35	4	3	7	-2	17	0	0	0	32	12.5	--	--	--	--	--
2012-13	Buffalo	NHL	31	4	5	9	-1	10	0	1	0	37	10.8	--	--	--	--	--
	Rochester	AHL	48	15	29	44	8	38	3	1	2	83	18.1	--	--	--	--	--
	NHL Totals		**194**	**29**	**25**	**54**	**-19**	**58**	**2**	**2**	**5**	**231**	**12.6**	**4**	**0**	**0**	**0**	**0**
	Buffalo Totals		**31**	**4**	**5**	**9**	**-1**	**10**	**0**	**1**	**0**	**37**	**10.8**	**--**	**--**	**--**	**--**	**--**

3 DEFENSE *right*

Born January 11, 1992 in Sherwood Park, ALBERTA

6 ft 1 in 192 lbs



Mark PYSYK



CAREER GAME HIGHS:

Goals:	1, 4/19/13 vs. NYR
Assists:	2, 4/23/13 at PIT
Points:	2, 4/23/13 at PIT (0+2)
Penalty Minutes:	N/A
Longest Point Streak:	2 games, 4/2/13 at PIT to 4/5/13 vs. OTT (0+2)

CAREER TRANSACTIONS:

Selected by Buffalo in the 1st round (23rd overall) of the 2010 NHL Entry Draft.

Season Stats

2012-13: Recorded two assists at PIT (4/23) for his first career multi-point game • Scored his first NHL goal vs. NYR (4/19) • Logged a career-high 20:46 TOI at BOS (4/17) • Tallied an assist in back-to-back games for his first and second NHL points (4/2 at PIT and 4/5 vs. OTT) • Made his NHL debut at WSH (3/17), logging 14:55 TOI while registering one shot on goal and two blocked shots • Registered his first NHL point with an assist at PIT (4/2) • Recalled 3/17 from Rochester (AHL) • Tied for lead among all Rochester Americans (AHL) skaters with a plus-8 rating • Registered his first pro assist against Grand Rapids (10/19) • Scored his first professional goal in his AHL debut against Syracuse (10/12) • Notched his first professional multi-point game with a goal and an assist against Toronto (12/15) • Collected two PIM while appearing in all three playoff games for Rochester • Was plus-2 in his professional playoff debut in Game 1 of the Western Conference Quarterfinals at Toronto (4/27).

Career Stats

2011-12: Completed his fourth season with the Edmonton Oil Kings (WHL), finishing second in scoring among team defensemen with 38 points (6+32) in 57 games • Added 11 points (3+8) in 20 postseason appearances, leading Edmonton to the Ed Chynoweth Cup as WHL champions • Became the second straight Buffalo Sabres defensive prospect to captain his team to a WHL title after Brayden McNabb guided Kootenay to the 2011 championship • Took the Oil Kings to the Memorial Cup tournament, where they finished in fourth place… **2010-11:** Appeared in four postseason games in the 2011 WHL Playoffs • Posted his finest season of junior hockey, collecting career-highs in assists (34), points (40) and penalty minutes (88) in 63 games with the Oil Kings • Led all Edmonton defensemen in scoring for second straight season and ranked fifth overall among Oil Kings skaters in scoring • His plus/minus rating of plus-29 was also the second highest on the team and the best of his career • Named team captain before the start of the regular season • Captured bronze with Team Canada at the 2012 World Junior Championship in Alberta… **2009-10:** Edmonton's top scoring defenseman with 24 points (7+17), despite just playing 48 games • Scored a career-high seven goals, including two on the power play, before suffering a broken foot that sidelined him the rest of the season • Named Edmonton's team MVP at the close of the regular season… **2008-09:** Dressed for 61 games for Edmonton, compiling 20 points (5+15) to finish second in scoring among Oil Kings blueliners • Three of his five goals were scored on the power play • Won a gold medal with Team Canada at the 2009 Ivan Hlinka Memorial Tournament in Slovakia… **2007-08:** Finished his rookie season in Edmonton, recording three points (1+2) in 14 games • Began the campaign with his hometown Sherwood Park Crusaders (AJHL), appearing in one game.

Porter *vs. NHL*

Team	GP	G	A	P	PIM
Anaheim	0	0	0	0	0
Boston	2	0	0	0	0
Calgary	0	0	0	0	0
Carolina	0	0	0	0	0
Chicago	0	0	0	0	0
Colorado	0	0	0	0	0
Columbus	0	0	0	0	0
Dallas	0	0	0	0	0
Detroit	0	0	0	0	0
Edmonton	0	0	0	0	0
Florida	0	0	0	0	0
Los Angeles	0	0	0	0	0
Minnesota	0	0	0	0	0
Montreal	3	0	0	0	0
Nashville	0	0	0	0	0
New Jersey	1	0	0	0	0
N.Y Islanders	1	0	0	0	0
N.Y. Rangers	1	1	0	1	0
Ottawa	1	0	1	1	0
Philadelphia	1	0	0	0	0
Phoenix	0	0	0	0	0
Pittsburgh	2	0	3	3	0
San Jose	0	0	0	0	0
St. Louis	0	0	0	0	0
Tampa Bay	2	0	0	0	0
Toronto	1	0	0	0	0
Vancouver	0	0	0	0	0
Washington	2	0	0	0	0
Winnipeg	2	0	0	0	0
NHL Totals	19	1	4	5	0



Career Statistics

			Regular Season											Playoffs					
Season	Team	League	GP	G	A	P	+/-	PIM	PP	SH	GW	S	S%	GP	G	A	P	PIM	
2007-08	Sherwood Park	AMHL	34	10	10	20	--	60	--	--	--	--	--	2	1	0	1	16	
	Edmonton	WHL	14	1	2	3	-8	8	0	0	--	--	--	--	--	--	--	--	
2008-09	Edmonton	WHL	61	5	15	20	-5	27	3	0	--	--	--	4	0	0	0	2	
2009-10	Edmonton	WHL	48	7	17	24	-19	47	2	0	--	--	--	--	--	--	--	--	
2010-11	Edmonton	WHL	63	6	34	40	29	88	1	0	--	--	--	4	0	0	0	6	
2011-12	Edmonton	WHL	57	6	32	38	15	83	1	0	--	--	--	24	3	11	14	28	
2012-13	Buffalo	NHL	19	1	4	5	-7	0	1	0	0	21	4.8	--	--	--	--	--	
	Rochester	AHL	57	4	14	18	8	20	0	0	0	67	6.0	3	0	0	0	2	
	NHL Totals		**19**	**1**	**4**	**5**	**-7**	**0**	**1**	**0**	**0**	**21**	**4.8**	**--**	**--**	**--**	**--**	**--**	
	Buffalo Totals		**19**	**1**	**4**	**5**	**-7**	**0**	**1**	**0**	**0**	**21**	**4.8**	**--**	**--**	**--**	**--**	**--**	



32 LEFT WING *left*

Born September 26, 1982 in Edmonton, ALBERTA

6 ft 8 in 259 lbs



John SCOTT



CAREER GAME HIGHS:

Goals:	1, 11/15/09 at CAR
Assists:	1, (4x). Most recent: 12/16/11 vs. ANA
Points:	1, (5x). Most recent: 12/16/11 vs. ANA (0+1)
Penalty Minutes:	19, 4/5/10 at EDM
Longest Point Streak:	N/A

CAREER TRANSACTIONS:

Signed as an unrestricted free agent, July 1, 2012; Traded to NY Rangers by Chicago for a fifth-round pick in the 2012 NHL Entry Draft, February 27, 2012; Signed as an unrestricted free agent by Chicago, July 2, 2010; Signed as an unrestricted free agent by Minnesota, December 31, 2006

Season Stats

2012-13: Led all Sabres skaters with seven fighting majors • Logged a season-high 11:00 TOI vs. NYR (4/19) and registered three hits • Registered a team-high five hits vs. PHI (4/13) • Made his Sabres debut vs. PHI (1/20).

Career Stats

2011-12: Appeared in 29 games with Chicago and six with the New York Rangers • Received five fighting majors and 53 PIM in 35 games… **2010-11:** Recorded one assist and a team-high 72 penalty minutes in 40 regular-season games • Appeared in the lineup as both a forward and defenseman • Ranked second on the club with eight fighting majors • Registered his first point in a Blackhawks uniform with an assist at SJS (12/11) • Recorded a season-high four shots on goal at STL (12/28) • Logged a season-high 16:51 of ice time at BUF (10/11) • Accrued all of his 72 PIM against Western Conference opponents • Missed four games due to injury (2/4-2/11)… **2011 Playoffs:** Appeared in four Stanley Cup Playoffs tilts, finishing with a plus-1 plus/minus rating • Paced the club with 22 PIM in the postseason… **2009-10:** Recorded two points and 90 PIM in a career-high 51 regular-season games with Minnesota • Ranked second on the team with six major penalties • Netted the first goal of his NHL career at CAR (11/15) • Notched his only assist of the season at PHI (3/25) • Skated to an even or plus rating in 11 straight games (2/4-3/25) and in 22 of his last 25 contests overall • Collected a career-high 19 PIM at EDM (4/5) • Logged a plus-2 rating and four hits in 14:32 TOI vs. NYR (10/30)… **2008-09:** Posted one assist and 21 PIM in 20 regular-season games with Minnesota • Skated in his first NHL game on vs. DET (1/3) • Notched his first career NHL point (assist) at STL (3/15) • Registered two goals and two assists in 44 regular season games with the Houston Aeros (AHL) • Ranked third on the Aeros with 111 PIM… **2007-08:** Established career highs in goals (3), power play goals (2) and PIM (184) in 64 regular season games with Houston • Logged 13 PIM in five Calder Cup Playoffs tilts… **2006-07:** Tallied a career-high six points (1+5) and 107 PIM in 65 regular season contests with Houston in his professional debut… **2005-06:** Posted three goals and two assists in 24 games as a senior at Michigan Tech University of the Central Collegiate Hockey Association… **2004-05:** Netted two goals and three assists in 36 games in his junior season at Michigan Tech • Collected a collegiate career-high 101 PIM… **2003-04:** Posted a goal, three assists and 100 PIM in 35 games as a sophomore at Michigan Tech University… **2002-03:** Skated in 31 games as a freshman at Michigan Tech, registering a goal, three assists and 64 PIM.

Scott *vs. NHL*

Team	GP	G	A	P	PIM
Anaheim	6	0	1	1	22
Boston	9	0	0	0	9
Buffalo	3	0	0	0	2
Calgary	9	0	0	0	4
Carolina	5	1	0	1	7
Chicago	4	0	0	0	0
Colorado	9	0	0	0	23
Columbus	12	0	0	0	7
Dallas	10	0	0	0	10
Detroit	6	0	0	0	2
Edmonton	10	0	0	0	33
Florida	3	0	0	0	12
Los Angeles	8	0	0	0	21
Minnesota	4	0	0	0	17
Montreal	2	0	0	0	2
Nashville	7	0	0	0	4
New Jersey	5	0	0	0	7
N.Y. Islanders	4	0	0	0	20
N.Y. Rangers	5	0	0	0	4
Ottawa	4	0	0	0	0
Philadelphia	6	0	1	1	14
Phoenix	5	0	0	0	0
Pittsburgh	5	0	0	0	19
San Jose	8	0	1	1	6
St. Louis	10	0	1	1	32
Tampa Bay	3	0	0	0	0
Toronto	4	0	0	0	17
Vancouver	7	0	0	0	7
Washington	2	0	0	0	0
Winnipeg	5	0	0	0	4
NHL Totals	180	1	4	5	305



Career Statistics

			Regular Season											Playoffs					
Season	Team	League	GP	G	A	P	+/-	PIM	PP	SH	GW	S	S%	GP	G	A	P	PIM
2002-03	Mich. Tech	WCHA	31	1	3	4	--	64	--	--	--	--	--	--	--	--	--	--
2003-04	Mich. Tech	WCHA	35	1	3	4	--	100	--	--	--	--	--	--	--	--	--	--
2004-05	Mich. Tech	WCHA	36	2	3	5	--	101	--	--	--	--	--	--	--	--	--	--
2005-06	Mich. Tech	WCHA	24	3	2	5	--	87	--	--	--	--	--	--	--	--	--	--
2006-07	Houston	AHL	65	1	5	6	-7	107	0	0	0	--	--	--	--	--	--	--
2007-08	Houston	AHL	64	3	0	3	3	184	2	0	--	--	--	5	0	0	0	13
2008-09	Minnesota	NHL	20	0	1	1	-1	21	0	0	0	6	0.0	--	--	--	--	--
	Houston	AHL	44	2	2	4	-10	111	0	0	1	--	--	--	--	--	--	--
2009-10	Minnesota	NHL	51	1	1	2	-3	90	0	0	0	22	4.5	--	--	--	--	--
2010-11	Chicago	NHL	40	0	1	1	0	72	0	0	0	15	0.0	4	0	0	0	22
2011-12	Chicago	NHL	29	0	1	1	0	48	0	0	0	8	0.0	--	--	--	--	--
	NY Rangers	NHL	6	0	0	0	-1	5	0	0	0	1	0.0	--	--	--	--	--
2012-13	Buffalo	NHL	34	0	0	0	-1	69	0	0	0	15	0.0	--	--	--	--	--
	NHL Totals		**180**	**1**	**4**	**5**	**-6**	**305**	**0**	**0**	**0**	**67**	**1.5**	**4**	**0**	**0**	**0**	**22**
	Buffalo Totals		**34**	**0**	**0**	**0**	**-1**	**69**	**0**	**0**	**0**	**15**	**0.0**	**--**	**--**	**--**	**--**	**--**



21 RIGHT WING *right*

Born October 30, 1985 in Milwaukee, WISCONSIN

6 ft 2 in 214 lbs



drew Stafford

Drew STAFFORD



CAREER GAME HIGHS:

Goals:	3, (6x). Most recent: 2/13/11 vs. NYI
Assists:	3, (2x). Most recent: 11/11/11 vs. OTT
Points:	5, 1/18/08 vs. ATL (3+2)
Penalty Minutes:	7, 2/6/10 at CBJ
Longest Point Streak:	5 games, (4x). Most recent: 10/13/09 vs. DET to 10/24/09 at TBL (3+2)

CAREER TRANSACTIONS:

Selected by Buffalo in the 1st round (13th overall) of the 2004 NHL Entry Draft.

Season Stats

2012-13: Led all Sabres skaters in shots on goal (121) • Four game point-streak (1+4, 4/17-4/23) • Tallied his first goal of the season in a two-point effort (1+1) vs. BOS (2/15) • Recorded a pair of goals vs. OTT (3/16) • Registered two points (1+1) at FLA (3/28) • Logged a season-high 21:46 TOI vs. BOS (3/31) • Recorded a pair of assists at PIT (4/23).

Career Stats

2011-12: Games missed due to injury: two; one – lower body (11/26), one – illness (2/1) • Played a career-high 80 games • The Sabres were 11-3-3 when Stafford scored a goal • Registered 17 points (7+10) in a 13-game span (3/12-4/5) • Scored seven goals in nine games (3/14-3/31) • Recorded three points (1+2), including first career shorthanded goal, vs. COL (3/14) • Scored 100th career goal at TOR (12/16) • Recorded 400th career point with goal at PIT (10/15)… 2010-11: Games missed due to injury: 20; 11 – upper body (11/6-11/27), four – upper body (12/4-12/11), three – groin (1/21-1/23), two – lower body (3/12-3/13) • Played second-fewest games (62) by a 30-goal scorer behind Sidney Crosby (41); tied for fifth in NHL with .50 goals per game • Tied for team lead with career-best 11 power play goals • Recorded career highs in goals (31), points (52) and plus/minus (plus-13) • Appeared in 300th career game at CAR (3/3) • Tied Alexander Semin with league-high four hat tricks (12/15, 1/1, 2/8, 2/13) • Became first NHL player since Thomas Vanek (2/12/08-4/5/08) to score four hat tricks in 60 days and first to score four hat tricks within a span of 24 team games since Pavel Bure (2/10/01-3/17/01)… **2011 Playoffs:** Broke Sabres' record for shots on goal in a first-round series (33); led or tied to lead team in shots in six of seven games • Went 9-for-15 (60%) on faceoffs in Game 6 • Scored three points (1+2) in seven games • Led all Buffalo forwards with 20:01 TOI per game… **2009-10:** Games missed due to injury: nine; seven – groin (3/7-3/18), one – lower body (11/14), one –upper body (4/11) • Played in his 200th career NHL game vs. CGY (11/13) • Matched his career-high with five-game point streak from 10/13-10/24 • Recorded a career-high seven PIM at CBJ (2/6)… **2010 Playoffs:** Held pointless in three games vs. BOS… **2008-09:** Did not play in three games as a healthy scratch • Multi-point games: 12 • Eclipsed 20-goal plateau for first time • Set career highs in games played (79), goals (20), assists (25) and points (45) • Recorded 100th career NHL assist on Derek Roy's 100th career goal vs. SJS (2/13) • Scored second career hat-trick at EDM (1/27) • Registered points in five straight games (4+2) starting at TBL (12/10) and ending vs. LAK (12/19)… **2007-08:** Games missed due to injury: 16; 10 – ankle; three – shoulder; three – concussion • Missed two additional games as a healthy scratch • Played 100th career game vs. OTT (3/25) • Multi-point games: six • Set career highs in goals (16), assists (22), points (38) and game-winning goals (5) • Appeared in a career-high 64 games • Set a new career high with his first hat trick and five total points vs. ATL (1/18) • Scored

Stafford *vs. NHL*

Team	GP	G	A	P	PIM
Anaheim	7	1	0	1	4
Boston	37	11	13	24	26
Calgary	4	3	0	3	2
Carolina	24	4	8	12	18
Chicago	6	3	1	4	4
Colorado	5	2	5	7	4
Columbus	6	2	1	3	7
Dallas	4	0	5	5	6
Detroit	7	1	3	4	9
Edmonton	4	5	2	7	4
Florida	24	7	5	12	8
Los Angeles	4	3	2	5	4
Minnesota	4	2	1	3	0
Montreal	37	4	10	14	12
Nashville	4	0	1	1	4
New Jersey	23	3	3	6	2
N.Y Islanders	22	6	6	12	14
N.Y. Rangers	21	7	6	13	8
Ottawa	36	6	17	23	29
Philadelphia	23	5	6	11	13
Phoenix	7	3	2	5	4
Pittsburgh	22	5	9	14	12
San Jose	6	1	3	4	6
St. Louis	3	0	0	0	0
Tampa Bay	21	9	10	19	14
Toronto	36	12	15	27	16
Vancouver	3	0	1	1	2
Washington	21	9	4	13	6
Winnipeg	22	6	5	11	11
NHL Totals	**443**	**120**	**144**	**264**	**249**



six points (1+5) during a season high three-game point streak beginning at CAR (3/14) and ending at TBL (3/19)… **2006-07:** Scored 27 points (13+14) in 41 games with Buffalo • Multi-point games: seven • Scored 44 points (22+22) in 34 games with Rochester (AHL) • Was recalled from Rochester (AHL) on nine separate occasions • Named NHL Rookie of the month for March after scoring 13 points (9+4) in 15 games, including four two-point games • Scored first career NHL goal on Nov. 11 at PHI against Antero Niittymaki • Made NHL debut at NYR (11/05) and recorded his first NHL point (assist); became just the second player in league history to pick up his first NHL point in the overtime period of his NHL debut… **2007 Playoffs:** Had two points (1+1) in five games vs. NYI • Scored his first playoff goal in Game 5 vs. NYI (4/20)… **2005-06:** Led North Dakota in scoring with 24 goals and 48 points in 42 games • Led the nation with seven short-handed goals • Was named a third-team All-American • Also named to the All-WCHA third team • Finished his three-year collegiate career with 118 points (48+70)… **2004-05:** Tied with Canada's Sidney Crosby for fifth in scoring with nine points (5+4) in seven games at World Junior Championships… **2003-04:** Fifth in team scoring as a freshman • Won a Gold Medal with Team USA at World Junior Championships with a 4-3 win over Canada… **2002-03**: Represented Team USA at the IIHF U-18 World Juniors Tournament in Russia and the U-18 Five Nations Tournament in the Czech Republic • Finished his final year at Shattuck-St. Mary's with 116 points (49+67)… **2001-02:** Scored 88 points (35+53) in 45 games his first year at Shattuck-St. Mary's.

Career Statistics

			Regular Season											Playoffs				
Season	**Team**	**League**	**GP**	**G**	**A**	**P**	**+/-**	**PIM**	**PP**	**SH**	**GW**	**S**	**S%**	**GP**	**G**	**A**	**P**	**PIM**
2001-02	Shat-St. Mary's	HS-MN	45	35	53	88	--	30	--	--	--	--	--	--	--	--	--	--
2002-03	Shat-St. Mary's	HS-MN	65	49	67	116	--	--	--	--	--	--	--	--	--	--	--	--
2003-04	North Dakota	WCHA	36	11	21	32	--	30	--	--	--	--	--	--	--	--	--	--
2004-05	North Dakota	WCHA	42	13	25	38	--	34	--	--	--	--	--	--	--	--	--	--
2005-06	North Dakota	WCHA	42	24	24	48	--	63	--	--	--	--	--	--	--	--	--	--
2006-07	Buffalo	NHL	41	13	14	27	5	33	3	0	3	67	19.4	10	2	2	4	4
	Rochester	AHL	34	22	22	44	16	30	6	1	3	128	17.2	--	--	--	--	--
2007-08	Buffalo	NHL	64	16	22	38	3	51	1	0	5	103	15.1	--	--	--	--	--
2008-09	Buffalo	NHL	79	20	25	45	3	29	9	0	0	183	10.9	--	--	--	--	--
2009-10	Buffalo	NHL	71	14	20	34	4	35	5	0	1	181	7.7	3	0	0	0	0
2010-11	Buffalo	NHL	62	31	21	52	13	34	11	0	4	179	17.3	7	1	2	3	2
2011-12	Buffalo	NHL	80	20	30	50	5	46	3	1	4	226	8.8	--	--	--	--	--
2012-13	Buffalo	NHL	46	6	12	18	-16	21	0	0	0	121	5.0	--	--	--	--	--
	NHL Totals		**443**	**120**	**144**	**264**	**17**	**249**	**32**	**1**	**17**	**1,060**	**11.3**	**20**	**3**	**4**	**7**	**6**
	Buffalo Totals		**443**	**120**	**144**	**264**	**17**	**249**	**32**	**1**	**17**	**1,060**	**11.3**	**20**	**3**	**4**	**7**	**6**



52 DEFENSE *left*

Born May 30, 1984 in Kaufbeuren, GERMANY

6 ft 1 in 198 lbs



alexander Sulzer

Alexander SULZER



CAREER GAME HIGHS:

Goals:	2, 4/3/12 vs. TOR
Assists:	1, (13x). Most recent: 1/24/13 at CAR
Points:	3, 4/3/12 vs. TOR (2+1)
Penalty Minutes:	4, 1/24/13 at CAR
Longest Point Streak:	3 games, 3/30/12 vs. PIT to 4/3/12 vs. TOR (2+3)

CAREER TRANSACTIONS:

Acquired from Vancouver Canucks with Cody Hodgson in exchange for Zack Kassian and Marc-Andre Gragnani, Feb. 27, 2012; Signed by Vancouver as an unrestricted free agent, July 7, 2011; Traded to Florida by Nashville for a conditional pick, Feb. 25, 2011; Selected by Nashville in the 3rd round (92nd overall) of the 2003 NHL Entry Draft.

Season Stats

2012-13: Games missed due to injury: 29 – lower body (2/26-4/26) • Scored his first career game-winning goal in his 100th NHL game vs. NYI (2/9); the goal was his third of the season, tying his career high.

Career Stats

2011-12: The Sabres were 10-3-2 (.733) when Sulzer played, the best record of any Buffalo player with more than three games played • Set career-best marks in goals, assists and points in the 15 games he played with the Sabres alone • Recorded eight points (3+5) over 11 game-span (3/12-4/3) • Registered a career-high three points (2+1) and his first career multi-goal game vs. TOR (4/3) • Scored his second career goal and his first goal with the Sabres vs. COL (3/14) • Notched his first point with the Sabres (assist) and logged a season-high 23:58 TOI (second-highest of career - 28:18) vs. MTL (3/12) • Became the third player in Sabres history to wear jersey number 52, joining Craig Rivet and Dave Andreychuk • Made his season debut with VAN vs. STL (10/26) • Healthy scratch for Sabres at WPG (3/5), at SJS (3/1), at ANH (2/29); did not dress at PHI (4/5)… **2010-11:** Played in a career-high 40 NHL games with Nashville and Florida • Scored his first career goal in his first multi-point game (1+1) as a member of the Predators at EDM (1/23) • Finished the season with a career-best six points (1+5)… **2009-10:** Recorded two assists in 20 games with Nashville • Made his professional playoff debut with six points (1+5) in seven playoff games with the Milwaukee Admirals • Represented Germany at the 2010 Vancouver Olympic Games; played in four games • Registered two assists in nine games for Germany in the 2010 IIHF World Championships… **2008-09:** Made his NHL debut as a member of the Predators at MTL (1/15) • Appeared in 48 games for the Milwaukee Admirals, recording 34 points (8+26)… **2007-08:** Made AHL debut for the Milwaukee Admirals, recording 32 points (7+25) in 61 games… **2006-07:** Played in six games with Germany at the 2007 IIHF World Championships • Registered two goals and an assist in nine playoff games with the DEG Metro Stars Dusseldorf… **2005-06:** Registered an assist in five games with Germany at the 2006 Turin Olympic Games • Scored nine points (3+6) in 13 playoff games with the DEG Metro Stars Dusseldorf in 2006… **2004-05:** Played three games for Germany at the 2005 IIHF World Championships • Contributed three assists in seven playoff games with EV Duisburg.

Sulzer *vs. NHL*

Team	GP	G	A	P	PIM
Anaheim	4	0	0	0	0
Boston	5	1	0	1	2
Buffalo	1	0	0	0	0
Calgary	4	0	0	0	0
Carolina	6	0	2	2	4
Chicago	5	0	1	1	2
Colorado	4	1	0	1	2
Columbus	5	0	0	0	0
Dallas	1	0	0	0	0
Detroit	4	0	0	0	0
Edmonton	2	1	1	2	2
Florida	3	1	0	1	2
Los Angeles	3	0	0	0	0
Minnesota	4	0	0	0	0
Montreal	6	0	1	1	0
Nashville	0	0	0	0	0
New Jersey	3	0	0	0	4
N.Y Islanders	3	1	0	1	0
N.Y. Rangers	3	0	0	0	2
Ottawa	3	0	1	1	0
Philadelphia	2	0	0	0	0
Phoenix	3	0	0	0	2
Pittsburgh	5	0	2	2	0
San Jose	2	0	0	0	4
St. Louis	5	0	0	0	4
Tampa Bay	4	0	2	2	0
Toronto	4	2	2	4	2
Vancouver	5	0	1	1	2
Washington	3	0	0	0	4
Winnipeg	4	0	0	0	0
NHL Totals	**106**	**7**	**13**	**20**	**36**



Alexander SULZER

Career Statistics

			Regular Season											Playoffs					
Season	Team	League	GP	G	A	P	+/-	PIM	PP	SH	GW	S	S%	GP	G	A	P	PIM
2000-01	Kaufbeuren	German-3	38	3	6	9	--	20	--	--	--	--	--	--	--	--	--	--	--
	Kaufbeuren Jr.	Ger-Jr.	1	0	2	2	--	2	--	--	--	--	--	--	--	--	--	--	--
2001-02	Kaufbeuren	German-3	19	1	9	10	--	14	--	--	--	--	--	--	--	--	--	--	--
	Kaufbeuren Jr.	Ger-Jr.	1	0	0	0	--	4	--	--	--	--	--	--	--	--	--	--	--
2002-03	Kaufbeuren	German-3	26	5	3	8	--	38	--	--	--	--	--	1	0	1	1	4	
	Hamburg	Germany	18	0	1	1	--	18	--	--	--	--	--	5	0	0	0	12	
2003-04	Dusseldorf	Germany	46	4	1	5	--	56	--	--	--	--	--	4	0	0	0	8	
2004-05	Dusseldorf	Germany	42	5	6	11	--	68	--	--	--	--	--	--	--	--	--	--	--
	Duisburg	German-2	--	--	--	--	--	--	--	--	--	--	--	7	0	3	3	6	
	Germany	WC	3	0	0	0	--	4	--	--	--	--	--	--	--	--	--	--	--
2005-06	Dusseldorf	Germany	48	3	15	18	--	82	--	--	--	--	--	13	3	6	9	22	
	Germany	Olympics	5	0	1	1	--	2	--	--	--	--	--	--	--	--	--	--	--
	Germany	WC-B	5	0	3	3	--	2	--	--	--	--	--	--	--	--	--	--	--
2006-07	Dusseldorf	Germany	44	4	11	15	--	82	--	--	--	--	--	9	2	1	3	20	
	Germany	WC	6	0	0	0	--	4	--	--	--	--	--	--	--	--	--	--	--
2007-08	Milwaukee	AHL	61	7	25	32	1	47	5	1	--	--	--	--	--	--	--	--	--
2008-09	Nashville	NHL	2	0	0	0	0	0	0	0	0	0	0.0	--	--	--	--	--	--
	Milwaukee	AHL	48	8	26	34	8	36	4	0	2	--	--	--	--	--	--	--	--
2009-10	Nashville	NHL	20	0	2	2	4	4	0	0	0	15	0.0	--	--	--	--	--	--
	Milwaukee	AHL	36	7	23	30	13	8	5	0	1	--	--	7	1	5	6	2	
	Germany	Olympics	4	0	0	0	--	4	--	--	--	--	--	--	--	--	--	--	--
	Germany	WC	9	0	2	2	--	4	--	--	--	--	--	--	--	--	--	--	--
2010-11	Nashville	NHL	31	1	3	4	-5	14	0	0	0	30	3.3	--	--	--	--	--	--
	Florida	NHL	9	0	1	1	-3	0	0	0	0	7	0.0	--	--	--	--	--	--
2011-12	Vancouver	NHL	12	0	1	1	6	2	0	0	0	11	0.0	--	--	--	--	--	--
	Buffalo	NHL	15	3	5	8	2	6	0	0	0	22	13.6	--	--	--	--	--	--
2012-13	Buffalo	NHL	17	3	1	4	3	10	0	0	1	15	20.0	--	--	--	--	--	--
	NHL Totals		**106**	**7**	**13**	**20**	**7**	**36**	**0**	**0**	**1**	**100**	**7.0**	**--**	**--**	**--**	**--**	**--**	
	Buffalo Totals		**32**	**6**	**6**	**12**	**5**	**16**	**0**	**0**	**1**	**37**	**16.2**	**--**	**--**	**--**	**--**	**--**	



20 DEFENSE *left*

Born January 10, 1979 in Stockholm, SWEDEN

6 ft 4 in 209 lbs



henrik Tallinder

Henrik TALLINDER



CAREER GAME HIGHS:

Goals:	2, 2/24/07 at OTT
Assists:	3, 3/9/06 at TBL
Points:	3, 3/9/06 vs. TBL (0+3)
Penalty Minutes:	6, (2x). Most recent: 1/8/11 at PHI
Longest Point Streak:	5 games, 3/4/08 at PHI to 3/19/08 vs. TBL (1+6)

CAREER TRANSACTIONS:

Acquired from New Jersey Devils in exchange for Riley Boychuk, July 7, 2013; Signed by New Jersey as an unrestricted free agent, July 1, 2010; Selected by Buffalo in the 2nd round (48th overall) of the 1997 NHL Entry Draft.

Season Stats

2012-13: Games missed due to injury: 11 – lower body (3/7-3/29) • Played in 25 contests, including season-high seven straight appearances from season-opener 1/19 at NYI through 2/7 vs. TBL • Appeared in his 600th career game and posted assist at WPG (2/28) • Notched lone goal of season vs. NYI (1/31) • Recorded secondary assist on New Jersey's first goal of season (1/19) • Was a healthy scratch 12 times • Represented Sweden at 2013 World Championship.

Career Stats

2011-12: Games missed due to injury: 43; 37 – leg (1/19-4/7), 6 – back spasms (12/16-12/28) • Appeared in career-high 217 straight contests from 2/1/09-12/13/11; total included final 106 games with Buffalo and first 111 with New Jersey • Recorded assists/points in back-to-back games 12/12-12/13 (0+2) • Posted his 100th career NHL assist with his first point of the season at NSH (10/15)… **2012 Playoffs:** Removed from IR on 5/28 after missing 18 post-season games; made Devils playoff debut in Game 5 of Stanley Cup Final vs. LAK (6/6)… **2010-11:** One of four players in Devils' lineup and one of two defensemen to appear in all 82 games; played in every game for the third time (2005-06 & 2009-10) in NHL career • Extended career-high games-played stretch to 187, surpassing previous mark of 138 • Appeared in his 500th NHL game at ATL (12/18) • Led all New Jersey defensemen with five goals; his 11 assists and 16 points ranked second • Led squad with plus-20 mark over season's second half; was a minus-26 through first 41 contests • Recorded points in back-to-back contests three times: 2/3-2/4 (0+2), 1/22-1/23 (1+2) and 11/ 10-11/12 (0+2) • Posted lone multiple-point game of campaign (1+1) at PHI (1/22) • Notched game-winning tallies vs. TOR (4/6) and at CAR (2/19); entered campaign with just two GWG in NHL career • Registered career-high five shots on goal at NYI (3/6) • Posted second career shorthanded goal at WSH (10/ 9)… **2009-10:** Played in all 82 games for second time during seventh/final season with Buffalo; was one of just three players in Sabres' lineup to appear in every game • Appeared in his 400th NHL game vs. BOS (11/7) • Tallied his 100th NHL point (assist) at NYI (1/16) • His four goals were his highest total since 2006-07; his 16 assists were his highest since 2007-08; his 20 points were his highest since 2005-06 • Tallied points in back-to-back games twice: 1/ 29-2/1 (1+1) and 11/ 30-12/3 (1+1) • Recorded three multi-point games: 3/31 vs. FLA (1+1), 11/21 at OTT (0+2) and 10/21 at FLA (0+2) • Scored twice in a five-game

Tallinder *vs. NHL*

Team	GP	G	A	P	PIM
Anaheim	6	0	1	1	2
Boston	51	3	9	12	26
Buffalo	6	0	1	1	2
Calgary	7	0	1	1	6
Carolina	27	1	6	7	16
Chicago	7	0	0	0	8
Colorado	6	0	1	1	2
Columbus	7	0	0	0	4
Dallas	9	0	1	1	4
Detroit	8	0	1	1	0
Edmonton	6	0	2	2	6
Florida	31	2	13	15	22
Los Angeles	7	1	0	1	4
Minnesota	9	0	1	1	2
Montreal	47	1	4	5	26
Nashville	7	0	1	1	0
New Jersey	24	0	3	3	10
N.Y Islanders	35	1	7	8	36
N.Y. Rangers	30	0	4	4	10
Ottawa	47	5	8	13	26
Philadelphia	34	2	6	8	24
Phoenix	10	0	0	0	8
Pittsburgh	35	0	2	2	18
San Jose	8	0	2	2	4
St. Louis	6	1	1	2	2
Tampa Bay	28	3	11	14	14
Toronto	45	4	7	11	20
Vancouver	7	0	0	0	6
Washington	31	2	5	7	12
Winnipeg	33	0	10	10	24
NHL Totals	**614**	**26**	**108**	**134**	**344**





Henrik TALLINDER

stretch (11/30-12/9), snapping a 76-game goal-less stretch • Finished tied for first among Sabres' defensemen and tied for second among all Sabres with a plus-13 rating • Was a career-high plus-5 mark vs. DET (10/13) • Represented Sweden at Olympic Winter Games in Vancouver… **2010 Playoffs:** Added two assists in six post-season contests… **2008-09:** Games missed due to injury: 13; 12 – shoulder (1/27-2/19), one – ankle (10/27-10/30) • Multi-point games: one • Only goal of season was game winning goal vs. STL (11/12) • First 41 games: 38 games played, six points (1+5); second 41 games: 28 games played six points (0+6)… **2007-08:** Games missed due to injury: 11 (shoulder) • Finished the year with 18 points (1+17) • Multi-point games: two • Played 300th career game vs. TBL (2/20) • Set a career high with 17 assists • Had a season- and career-high five-game point streak in which he scored seven points (1+6) beginning at PHI (3/4) and ending at TBL (3/19)… **2006-07:** Games missed due to injury: 35; arm (24); ankle (11) • Multi-point games: 1 • Scored a career-high two goals at OTT (2/24) • First 41 games of the season -- five points (2+3) in 16 games… 2007 Playoffs: Had two assists in 16 games • Tallied an assist in five games vs. NYI • Picked up an assist in Game 1 vs. NYR (4/25)… **2005-06:** Played in all 82 games • Finished with career-highs in goals (6), assists (15) and points (21) • Collected a career-high three points (0+3) vs. TBL (3/9) • Scored Buffalo's only goal in 2-1 loss vs. FLA (1/1) • Scored shorthanded goal at TOR (12/29) • Had just the second two-point game of his career (1+1) at TBL (12/23) • First goal of the season was GWG in 3-2 win at BOS (11/19)… 2006 Playoffs: Recorded eight points (2+6) in 14 games • Missed remainder of playoffs after breaking his arm in Game 3 vs. CAR (5/24) • Scored first career playoff goal along with one assist at OTT (5/13) • One assist vs. OTT (5/10) • Was plus-6 in Game 6 win at PHI (5/2)… **2004-05:** Played with Linkopings in the Swedish League, collecting 16 points (6+10), 63 PIM and a plus-30 rating in 44 games • Appeared in 10 playoff games with SC Bern in the Swiss "A" League, scoring two points (1+1)… **2003-04:** Took season- and team-high four shots vs. NYI (2/21) in his 100th NHL game • Scored first goal of season in win vs. LAK; goal was the fourth of his career… **2002-03:** Finished fourth among NHL rookies in average ice time at 19:52 • Returned to Sabres' lineup at CAR (3/29) after missing 24 games with high ankle sprain suffered vs. STL (2/11) • Named to Young Stars Game at NHL All-Star Game 2/1 in Florida • Scored his first NHL goal on the power play vs. OTT (12/10) • Recorded first NHL point (assist) at BOS (11/23) but left the game in third period after re-injuring shoulder; it was his first game back after missing previous seven games with a separated AC joint… **2001-02:** Made NHL debut vs. WSH (4/12) • Appeared in Sabres' final two games • In first season with Rochester (AHL), registered 20 points (6+14) in 73 games • Tied for first in goals among Amerks defensemen • Tied for second on team with a plus-11 rating • Had season-high, three-game point streak (2+1) from 3/6 at Syracuse to 3/9 at Hartford • Netted second OT/GWG of the season in a 3-2 win at Hartford (3/9) • Scored first goal (GWG) as an Amerk in 3-2 (OT) win at Albany (1/12) • Recorded two assists in Amerks debut vs. Albany (10/26) • Missed first seven games of season due to injury • Assigned to Rochester (10/3)… **2002 Playoffs:** Played in two playoff games for Amerks • Made North American playoff debut in Game One of Western Conference Qualifier at Philadelphia Phantoms (4/9)… **2000-01:** Member of Finnish League Championship TPS Turku.

Career Statistics

			Regular Season											Playoffs				
Season	**Team**	**League**	**GP**	**G**	**A**	**P**	**+/-**	**PIM**	**PP**	**SH**	**GW**	**S**	**S%**	**GP**	**G**	**A**	**P**	**PIM**
1996-97	AIK Solna	Sweden Jr	40	4	13	17	--	55	--	--	--	--	--	--	--	--	--	--
	AIK Solna	Sweden	1	0	0	0	--	0	--	--	--	--	--	--	--	--	--	--
1997-98	AIK Solna	Sweden	34	0	0	0	--	26	--	--	--	--	--	--	--	--	--	--
1998-99	AIK Solna	Sweden	36	0	0	0	--	26	--	--	--	--	--	--	--	--	--	--
1999-00	AIK Solna	Sweden	50	0	2	2	--	59	--	--	--	--	--	--	--	--	--	--
2000-01	TPS Turku	Finland	56	5	9	14	--	62	--	--	--	--	--	10	2	1	3	8
2001-02	Rochester	AHL	73	6	14	20	11	26	1	0	2	93	6.5	2	0	0	0	0
	Buffalo	NHL	2	0	0	0	0	0	0	0	0	4	0.0	--	--	--	--	--
2002-03	Buffalo	NHL	46	3	10	13	-3	28	1	0	0	37	8.1	--	--	--	--	--
2003-04	Buffalo	NHL	72	1	9	10	5	26	0	0	0	63	1.6	--	--	--	--	--
2004-05	Linkopings HC	Sweden	44	6	10	16	30	63	--	--	--	95	6.3	--	--	--	--	--
	SC Bern	Swiss	--	--	--	--	--	--	--	--	--	--	--	10	1	1	2	4
2005-06	Buffalo	NHL	82	6	15	21	10	74	0	1	1	79	7.6	14	2	6	8	16
2006-07	Buffalo	NHL	47	4	10	14	19	34	0	0	0	34	11.8	16	0	2	2	10
2007-08	Buffalo	NHL	71	1	17	18	5	48	0	0	0	70	1.4	--	--	--	--	--
2008-09	Buffalo	NHL	66	1	11	12	-2	36	0	0	1	35	2.9	--	--	--	--	--
2009-10	Buffalo	NHL	82	4	16	20	13	32	0	0	0	53	7.5	6	0	2	2	2
2010-11	New Jersey	NHL	82	5	11	16	-6	40	0	1	2	102	4.9	--	--	--	--	--
2011-12	New Jersey	NHL	39	0	6	6	-11	16	0	0	0	43	0.0	3	0	0	0	0
2012-13	New Jersey	NHL	25	1	3	4	0	10	0	0	0	22	4.5	--	--	--	--	--
	NHL Totals		**614**	**26**	**108**	**134**	**29**	**344**	**1**	**2**	**4**	**542**	**4.8**	**39**	**2**	**10**	**12**	**28**
	Buffalo Totals		**468**	**20**	**88**	**108**	**47**	**278**	**1**	**1**	**2**	**375**	**5.3**	**36**	**2**	**10**	**12**	**28**

78 RIGHT WING *right*

Born July 25, 1989 in Grosse Point, MICHIGAN

6 ft 0 in 184 lbs



corey tropp

Corey TROPP



CAREER GAME HIGHS:

Goals:	1, (3x). Most recent: 3/19/12 at TBL
Assists:	1, (5x). Most recent: 3/27/12 at WSH
Points:	1, (8x). Most recent: 3/27/12 at WSH (0+1)
Penalty Minutes:	5, (2x). Most recent: 2/29/12 at ANA
Longest Point Streak:	2 games, (4x). Most recent: 3/24/12 vs. MIN to 3/27/12 at WSH (0+2)

CAREER TRANSACTIONS:

Selected by Buffalo in the 3rd round (89th overall) of the 2007 NHL Entry Draft.

Season Stats

2012-13: Missed 72 AHL games (10/13-3/27) with a knee injury sustained after he scored two goals vs. Syracuse in Rochester's home opener (10/12) • Tallied four points (2+2) in just six AHL games, including a three-game point streak (2+2) in his first three games played of the season.

Career Stats

2011-12: Games missed due to injury: 10 – upper body (12/10-12/31) • The Sabres were 21-8-5 (.691) with Tropp in the lineup • Made his NHL debut vs. CGY (11/4) • Scored first career NHL goal vs. WPG (11/8) • Notched his first career assist vs. OTT (11/11) • Scored his first career game-winning goal at TBL (3/19) • Scored GWG for Buffalo in the championship game of the 2011 NHL Prospects Tournament in Traverse City, Mich. • Appeared in 27 AHL games with the Rochester Americans, collecting 22 points (9+13) and 46 PIM… **2010-11:** Recorded seven points (2+5) and 12 PIM in 12 Calder Cup Playoff games with Portland (AHL) • Scored his first career AHL playoff goal in Game 1 of the Atlantic Division Semifinals vs. Connecticut (4/14) • Completed first professional season with 40 points (10+30) in 76 games with the Pirates, the second most among team rookies • Finished the regular season tied for the AHL lead with four shootout-winning goals • Tied Portland's franchise record for quickest goal, scoring unassisted 13 seconds into the game vs. Worcester (3/22) • Tallied seven points (1+6) during a five-game point streak (3/8-3/18) • Recorded a single-game career-high three assists vs. Providence (3/12) • Had a five-game point streak (3+3) from 11/28-12/10 • Scored his first professional goal on a power play at Charlotte (11/3) • Tallied his first professional point (assist) vs. Springfield (10/16) • Made his professional debut vs. Manchester (10/9)… **2009-10:** Earned Michigan State University Team MVP and Outstanding Offensive Player honors and was named a Second Team All-CCHA performer, notching 42 points (20+22) in 37 games • His 50 penalty minutes were the second-most among Spartans skaters • Had his first collegiate hat trick at Maine (10/16), scoring shorthanded, power play, and even strength goals in the contest • Named the CCHA Player of the Week for period ending 10/26 after scoring six points (2+4) in three games • Netted his second hat trick of the season against Bowling Green (12/12) • Named CCHA Offensive Player of the Week for period ending 12/14 after scoring six points (4+2) in two games… **2008-09:** Skated in 21 of 38 games for Michigan State • Racked up 45 PIM, the third most among MSU skaters… **2007-08:** Appeared in all 42 games in his rookie season • Tallied his first collegiate point, an assist, in the home opener vs. Colgate (10/19) • Had his first collegiate multi-point

Tropp *vs. NHL*

Team	GP	G	A	P	PIM
Anaheim	1	0	0	0	5
Boston	3	0	0	0	8
Calgary	1	0	0	0	0
Carolina	2	0	0	0	2
Chicago	0	0	0	0	0
Colorado	1	0	0	0	0
Columbus	1	0	0	0	0
Dallas	0	0	0	0	0
Detroit	0	0	0	0	0
Edmonton	0	0	0	0	0
Florida	2	0	0	0	0
Los Angeles	0	0	0	0	0
Minnesota	1	0	1	1	0
Montreal	2	0	1	1	0
Nashville	1	0	0	0	0
New Jersey	1	0	0	0	0
N.Y. Islanders	0	0	0	0	0
N.Y. Rangers	2	0	0	0	0
Ottawa	3	0	1	1	0
Philadelphia	2	0	0	0	5
Phoenix	1	0	0	0	0
Pittsburgh	1	0	0	0	0
San Jose	1	0	0	0	0
St. Louis	0	0	0	0	0
Tampa Bay	1	1	0	1	0
Toronto	2	0	0	0	0
Vancouver	1	0	1	1	0
Washington	2	0	1	1	0
Winnipeg	2	2	0	2	0
NHL Totals	34	3	5	8	20



outing against Northern Michigan with his first career collegiate goal and an assist… **2006-07:** Played in 54 games for the 2007 Clark Cup Champions Sioux Falls Stampede (USHL) and was the league's leading playoff scorer with 13 points (4+9) in eight postseason contests • Finished the season as Sioux Falls' leading scorer with 62 points (26+36) • Ranked fifth in the USHL overall with 14 power play tallies • Earned the Ron Woody Award as the USHL All-Star Game Most Valuable Player… **2005-06:** Recorded 15 points (7+8) in 46 games during his rookie campaign with Sioux Falls.

Career Statistics

			Regular Season											Playoffs					
Season	Team	League	GP	G	A	P	+/-	PIM	PP	SH	GW	S	S%	GP	G	A	P	PIM	
2005-06	Sioux Falls	USHL	46	7	8	15	7	21	0	0	1	--	--	14	2	3	5	8	
2006-07	Sioux Falls	USHL	54	26	36	62	-3	76	14	0	4	--	--	8	4	9	13	0	
2007-08	Michigan State		CCHA	42	6	11	17	--	16	--	--	--	--	--	--	--	--	--	--
2008-09	Michigan State		CCHA	21	3	8	11	--	45	--	--	--	--	--	--	--	--	--	--
2009-10	Michigan State		CCHA	37	20	22	42	--	50	--	--	--	--	--	--	--	--	--	--
2010-11	Portland	AHL	76	10	30	40	-5	113	4	0	1	113	8.9	12	2	5	7	12	
2011-12	Buffalo	NHL	34	3	5	8	0	20	0	0	1	32	9.4	--	--	--	--	--	
	Rochester	AHL	27	9	13	22	1	46	1	0	0	60	15.0	3	0	0	0	8	
2012-13	Rochester	AHL	6	2	2	4	-1	7	0	0	0	10	20.0	--	--	--	--	--	
	NHL Totals		**34**	**3**	**5**	**8**	**0**	**20**	**0**	**0**	**1**	**32**	**9.4**	**--**	**--**	**--**	**--**	**--**	
	Buffalo Totals		**34**	**3**	**5**	**8**	**0**	**20**	**0**	**0**	**1**	**32**	**9.4**	**--**	**--**	**--**	**--**	**--**	



26 LEFT WING *right*

Born January 19, 1984 in Graz, AUSTRIA

6 ft 2 in 217 lbs



thomas Vanek

Thomas VANEK



CAREER GAME HIGHS:

Goals:	4, 4/10/10 at OTT
Assists:	3, (3x). Most recent: 1/20/13 vs. PHI
Points:	5, (2x). Most recent: 1/31/13 at BOS (3+2)
Penalty Minutes:	6, (2x). Most recent: 1/25/13 vs. CAR
Longest Point Streak:	8 games, 1/20/13 vs. PHI to 2/3/13 vs. FLA (8+11)

CAREER TRANSACTIONS:

Selected by Buffalo in the 1st round (5th overall) of the 2003 NHL Entry Draft.

Season Stats

2012-13: Games missed due to injury: 10; six – upper body (3/28-4/7), two – upper body (3/2-3/3), one – muscle strain (1/27), one – lower body (3/21) • Finished tied for third in the NHL in power play goals (9), T-10th in goals (20) and T-22nd in takeaways (34), all of which led Sabres skaters, despite appearing in just 38 games • Led all Sabres skaters in points (41), while also tying for most assists (21) and ranking second in shots (119) • Passed Ales Kotalik for most shootout goals in franchise history (19) vs. NYI (4/26) • Passed Mike Foligno to move into sole possession of sixth-most goals in Sabres history (248) vs. WPG (4/22) • Had five-point games vs. PHI (1/20) and at BOS (1/31), becoming the first Sabres player to have two in a season since 1992-93 (LaFontaine - 6, Mogilny - 3) • Named the NHL Third Star of the Month for January • Opened the season with a four-game point-scoring streak (3+6), becoming the first Sabres player to record nine points in the first four games of the season since Brian Campbell in 2007-08 • Passed Miroslav Satan for 10th-most points in Sabres history (457) with an assist vs. TOR (1/29).

Career Stats

2011-12: Games missed due to injury: four; three – upper body (2/1-2/8), one – upper body (3/10) • Has scored at least 25 goals in all seven of his NHL seasons • Recorded 11 points (3+8) over his last 10 games (3/19-4/7) • Passed Dave Andreychuk for fourth-most GWG in team history (39) vs. NYI (2/21) • Passed Miroslav Satan (224) for seventh-most goals in goals in team history at PHI (2/16) • Passed Rene Robert (222) for eighth-most goals in team history at CAR (1/6) • Tied career high with team-high seven-game point streak (4+6) from 12/16-12/30 • Registered 200th career assist at OTT (12/20) • Played 500th career game vs. TOR (12/16) • Passed Don Luce (216) for the ninth-most goals in team history vs. PHI (12/7) • Six-game point streaks from 10/7-10/20 (6+4) and 11/8-11/18 (3+5) • Passed Alexander Mogilny (211) for the 10th-most goals in Sabres history vs. FLA (10/29) • Became the 12th player in team history to score 400 career points with a season-high three assists vs. CBJ (10/27)… **2010-11:** Games missed due to injury: one – flu (3/8) • Became only player in Sabres history to lead team in goals (32) for five consecutive seasons; no other player has had more than three • Also led team in assists (41) and points (73); tied for lead with 11 power play goals and five game-winning goals • 41 assists tied career high • Scored sixth career hat trick vs. TBL (4/5) • Scored 200th career goal at WSH (4/2) • Scored 48 points (19+29) in 45 games from January through the end of the season (1.07 PTS/GM) • Tied for fourth in NHL scoring during month of January with 16 points (5+11) • Set career high with a seven-game point streak (4+5) from 11/10-

Vanek *vs. NHL*

Team	GP	G	A	P	PIM
Anaheim	7	3	2	5	0
Boston	49	29	27	56	28
Calgary	6	1	2	3	4
Carolina	29	12	18	30	26
Chicago	7	2	3	5	0
Colorado	6	2	2	4	0
Columbus	7	1	5	6	6
Dallas	6	3	2	5	4
Detroit	9	3	1	4	2
Edmonton	6	1	5	6	8
Florida	29	17	8	25	22
Los Angeles	6	3	4	7	4
Minnesota	6	5	3	8	2
Montreal	52	16	22	38	36
Nashville	6	0	4	4	0
New Jersey	29	9	3	12	16
N.Y. Islanders	28	9	11	20	22
N.Y. Rangers	27	9	11	20	14
Ottawa	49	19	16	35	34
Philadelphia	30	13	13	26	16
Phoenix	8	2	5	7	2
Pittsburgh	28	12	8	20	26
San Jose	7	5	0	5	2
St. Louis	6	0	1	1	4
Tampa Bay	31	23	13	36	12
Toronto	47	22	25	47	30
Vancouver	6	2	5	7	2
Washington	28	10	11	21	8
Winnipeg	30	17	8	25	28
NHL Totals	585	250	238	488	358





11/20 • Had consecutive multi-point games 10/23-10/26 and 11/13-11/15 • Appeared in 400th career NHL game at ATL (10/29) • Did not dress in final game of season • Sabres were 18-2-1 when he recorded two or more points… 2011 Playoffs: Led team with five goals in seven games • Scored two power play goals on three shots in Game 6 vs. PHI (4/24) • Scored two power play goals in Game 2 at PHI (4/16)… **2009-10:** Games missed due to injury: 11; six – lower body (3/28-4/8); three – upper body (12/19-12/23); two – upper body (10/16-10/17) • Led Sabres in goals for fourth consecutive season • Multi-point games: 10 • Scored four goals at OTT (4/10); first Sabre with four goals in a game since Miroslav Satan (2/26/04) • Tied for team lead with six GWG • Sabres were 18-5-2 when he scored a goal • Scored 300th career point (goal) vs. PHI (3/5) • Finished the season on three-game point streak (5+1)… 2010 Playoffs: Recorded points (2+1) in each of the three games he played in • Missed three games after suffering ankle injury in Game 2 vs. BOS (4/17)… **2008-09:** Games missed due to injury: Nine – jaw (2/11-3/4) • Multi-point games: 17 • League leader with 20 power play goals • Scored 200th career point (goal) at NYR (10/15) • Recorded 100th career NHL assist at TOR (1/1) • Played in 300th career NHL game vs. MTL (3/4) • Appeared in first NHL All-Star game • Named NHL First Star of the Week for the period of 10/13-10/19 • Named NHL Third Star of the Week for the period of 12/8-12/14 • Led Sabres in goal scoring for third-straight season • Scored 30 goals for third-straight season • Scored the fifth hat trick of his career vs. TOR (2/4), the hat trick was his fourth-straight natural hat trick, he is the first to reach that milestone since 1924-25… **2007-08:** Played in all 82 games and finished the year with 64 points (36+28) • Multi-point games: 16 • Finished with over 30 goals for the second straight season • Finished the year 13th in the league in goal scoring • Set a career high with four hat tricks on the season, three were natural hat tricks • Scored his 100th career goal vs. TOR (3/21) • Scored five goals during an eight point (5+3), five game scoring streak that began at NYR (2/16) and ended vs. NYR (2/23) • Scored 32 points (20+12) in the 34 games following the All-Star break… **2006-07:** Set new career highs in goals (43), assists (41) and points (84) • Led the NHL in plus/minus with a plus-47 rating • Named to the NHL Second All-Star Team at LW • First Sabre to score 40+ goals since Miroslav Satan in 1998-99 • Had eight points (6+2) during a career-high six-game point streak from 11/5-11/17 • Scored goals in three consecutive games three times • Also had one four-game streak • Had career-high four points (2+2) vs. PHI (10/17) • First 41 games of the season: 43 points (22+21) in 41 games • Multi-point games: 23… **2007 Playoffs:** Had career-high 10 points (6+4) in 16 games • Had four points (2+2) in five games vs. NYI • Assisted on Maxim Afinogenov's GWG in Game 5 vs. NYI (4/20) • Had three goals in six games vs. NYR • Scored two goals including the GWG in Game 1 vs. NYR (4/25) • Picked up another GWG in Game 2 vs. NYR (4/27) • Picked up three points (1+2) in five games vs. OTT… **2005-06:** Appeared in 81 games • Recorded 48 points (25+23) in his rookie year • Ranked seventh among all NHL rookies in points • Had two goals and one assist vs. BOS (3/12) • Scored two goals, including GWG, vs. FLA (2/11) • Scored game-deciding goal in shootout vs. OTT (2/4) • Had two goals at TOR (1/26) • Scored GWG vs. ATL (12/30) • Scored GWG and one assist vs. NYI (12/26) • Scored penalty shot goal vs. ANA (12/8) • Scored twice, including his first career NHL goal, and added one assist vs. CAR (11/9) • Assisted on Fitzpatrick's GWG vs. NYR (10/22) • Had two assists and scored in shootout at TBL (10/13) • Picked up first NHL point in his first NHL game vs. NYI (10/5)… **2006 Playoffs:** Two points (2+0) in 10 games • Scored goal at CAR (5/22) • Scored first NHL playoff goal vs. PHI (4/28)… **2004-05:** Was named to the AHL All-Rookie Team • Finished his first professional season with the Rochester Americans (AHL) with 68 points (42+26) • His 42 goals tied the Amerks' franchise record for most goal by a rookie • Led the AHL in power-play goals with 25 • Finished second in the AHL in goal-scoring (42) • Earned Reebok AHL Rookie of the Month honors for April, after collecting 13 points (11+2) in nine games • Named the CCM/Vector Player of the Week on April 17th • Finished the regular season with a four-game point streak (7+2) • Registered three power-play goals against Syracuse (4/16) • Scored two goals at St. John's (4/11) • Scored two goals against St. John's (4/3) • Registered his first career hat-trick against Syracuse (3/13) • Scored two goals at Manitoba (3/6) • Had an eight game point streak (8+6) from 3/5 to 3/20 • Scored two goals against at St. John's (2/19) • Had a seven-game point streak (3+5) from 1/25 to 2/4 • Picked up two goals at Syracuse (12/18) • Was named CMM Vector/AHL Player of the Week on 11/28 • Scored two goals against Cincinnati (11/5) • Scored his first professional goal on 11/29 against Manitoba… **2003-04:** Appeared in 38 games for Minnesota, earning JOFA/AHCA All-America honors • Named All-WCHA Second Team • Missed four games in February with shoulder injury • Led team in points (51), goals (26) and penalty minutes (72) • Became 73rd player in history of Minnesota hockey to reach 100-point mark • Two-time WCHA Offensive Player of the Week • Led team with 16 multi-point games and six multi-goal games • Had seven games with three-or-more points • Scored at least one point in 12-straight postseason games • Ranked fourth on team in power-play points with 18 (6+12) • Recorded third three-assist game of career Wisconsin (1/30) • Scored 12 of 24 goals in the second period… **2002-03:** Led nation's rookies with 62 points (31+31) in 45 games • Most points by a Golden Gopher freshman since Aaron Broten had 72 in 1979-80 • Named team MVP, received Frank Pond Rookie of the year award, awarded Tom Mohr playoff MVP • Named WCHA Rookie of the Year • Two-time WCHA Rookie of the Week • Named Frozen Four Most Outstanding Player after recording two game-winners and four points • NCAA West Regional MVP • U of M Scholar-Athlete • ..First European to play at Minnesota • Graduate of Sioux Falls (S.D.) O'Gorman High

Thomas VANEK

School… **2001-02:** Played final year with Sioux Falls (USHL) • Led league with 91 points (46+45) in 53 games • Tied for third in the league with 11 PPG • Collected four hat tricks… **2000-01:** Finished his second season with Sioux Falls (USHL) with 29 points (19+10)… **1999-00:** Played in 35 games for Sioux Falls (USHL) • Finished rookie season with 33 points (15+18).

Career Statistics

			Regular Season											Playoffs					
Season	**Team**	**League**	**GP**	**G**	**A**	**P**	**+/-**	**PIM**	**PP**	**SH**	**GW**	**S**	**S%**	**GP**	**G**	**A**	**P**	**PIM**
1999-00	Sioux Falls	USHL	35	15	18	33	--	12	--	--	--	--	--	--	--	--	--	--
2000-01	Sioux Falls	USHL	20	19	10	29	--	15	--	--	--	--	--	--	--	--	--	--
	Austria	WJC	7	5	5	10	--	--	--	--	--	--	--	--	--	--	--	--
2001-02	Sioux Falls	USHL	53	46	45	91	--	91	--	--	--	--	--	--	--	--	--	--
	Austria	WJC 20B	5	5	6	11	5	2	--	--	--	--	--	--	--	--	--	--
2002-03	Minnesota	WCHA	45	31	31	62	--	60	7	--	5	--	--	--	--	--	--	--
	Austria	WJC 20B	5	9	4	13	5	10	--	--	--	--	--	--	--	--	--	--
2003-04	Minnesota	WCHA	38	26	25	51	--	72	6	1	3	171	15.2	--	--	--	--	--
	Austria	WJC 20A	6	3	1	4	-8	11	--	--	--	--	--	--	--	--	--	--
	Austria	World Ch.	6	2	5	7	2	0	--	--	--	18	11.1	--	--	--	--	--
2004-05	Rochester	AHL	74	42	26	68	2	62	25	0	6	271	15.5	5	2	3	5	10
2005-06	Buffalo	NHL	81	25	23	48	-11	72	11	0	4	204	12.3	10	2	0	2	6
2006-07	Buffalo	NHL	82	43	41	84	47	72	15	0	5	237	18.1	16	6	4	10	10
2007-08	Buffalo	NHL	82	36	28	64	-5	64	19	0	9	240	15.0	--	--	--	--	--
2008-09	Buffalo	NHL	73	40	24	64	-1	44	20	2	5	211	19.0	--	--	--	--	--
2009-10	Buffalo	NHL	71	28	25	53	9	42	10	0	6	182	15.4	3	2	1	3	2
2010-11	Buffalo	NHL	80	32	41	73	2	24	11	0	5	238	13.4	7	5	0	5	0
2011-12	Buffalo	NHL	78	26	35	61	-6	52	10	0	5	204	12.7	--	--	--	--	--
2012-13	Buffalo	NHL	38	20	21	41	-1	20	9	1	2	119	16.8	--	--	--	--	--
	NHL Totals		**585**	**250**	**238**	**488**	**34**	**358**	**105**	**3**	**41**	**1635**	**15.3**	**36**	**15**	**5**	**20**	**18**
	Buffalo Totals		**585**	**250**	**238**	**488**	**34**	**358**	**105**	**3**	**41**	**1635**	**15.3**	**36**	**15**	**5**	**20**	**18**



6 DEFENSE *lefttt*

Born December 16, 1987 in Pittsburgh, PENNSYLVANIA

6 ft 2 in 212 lbs



mike Weber

Mike WEBER



CAREER GAME HIGHS:

Goals:	2, 12/28/10 vs. EDM
Assists:	3, 3/13/11 vs. OTT
Points:	3, (2x). Most recent: 3/13/11 vs. OTT (0+3)
Penalty minutes:	17, (2x). Most recent: 3/10/13 at PHI
Point streak:	3 games, 12/27/10 at CGY to 1/1/11 vs. BOS (2+3)

CAREER TRANSACTIONS:

Selected by Buffalo in the 2nd round (57th overall) of the 2006 NHL Entry Draft.

Season Stats

2012-13: Led Sabres skaters in average shorthanded TOI (2:47) and blocked shots (92), and ranked second in hits (122) and penalty minutes (70) • Scored his first goal of the season vs. OTT (3/16), his first since Jan. 21, 2012 at STL • Recorded a pair of assists vs. OTT (4/5), his first multi-point game since March 19, 2011 vs. ATL • Tallied an assist in consecutive games twice (1/29 vs. TOR and 1/31 at BOS; 2/28 at FLA and 3/2 vs. NJD).

Career Stats

2011-12: Games missed due to injury: 12; 11 – upper body (11/18-12/10), one – upper body (3/31) • Healthy scratch for the first 10 games of the season (10/7-10/29) and at WSH (3/27), vs. MIN (3/24), at NYR (3/23), vs. MTL (3/21) • Second among all Sabres defensemen with 123 hits • Played 100th career game at DET (1/16)… **2010-11:** Games missed due to injury: one – upper body (1/8) • Led Sabres with 158 hits in only 58 games • Career-best three-game point streak (2+3) from 12/27-1/1 • Scored first two career goals, added an assist for first career three-point game at EDM (12/28) • Recorded first point of season (assist) at CGY (12/27) • **2011 Playoffs:** Led Sabres with 16 blocked shots • Appeared in first career NHL playoff game at PHI (4/14) • Recorded first career playoff point (assist) and tied to lead both teams with three blocked shots in Game 5 at PHI (4/22) • Tied to lead both teams in hits (6) and blocked shots (3) in 17:58 TOI in Game 2 at PHI (4/16) • **2009-10:** Scored his first career playoff goal at Manchester (4/19) • Played his 150th career AHL game at Providence (2/5) • Collected an assist for PlanetUSA in the 2010 Time Warner Cable AHL All-Star Game • Scored his first goal of the season at Binghamton (1/8) • Saw a career-long four-game assist streak (four assists) end at Hartford (12/11) • Recorded his third career two-assist game (10/10) • **2008-09:** Appeared in seven games for Buffalo, compiling 19 PIM and a minus-3 rating • In 42 games with Portland, registered eight points (1+7), 94 PIM and a plus-5 rating • **2007-08:** Recorded three points (0+3) in 16 games with Buffalo during two recalls (10/26 and 3/12) • Made NHL debut at FLA (10/26) • Recorded his first NHL point (assist) at PIT (3/12) • Recorded 14 (1+13) points in 59 games with Rochester • Finished third on Sabres with a plus-12 rating • Scored his first professional point, in his first multi-point game at Hamilton (10/15) • Scored first professional goal at Hamilton (1/12) • **2006-07:** Split the season with Barrie (OHL) and Windsor (OHL) • Scored a career high 34 points (6+28) • **2005-06:** Scored 26 points (5+21) in 68 games with Windsor (OHL) • Set a career high with 181 penalty minutes • **2004-05:** In 68 games with Windsor (OHL), scored eight points (2+6) • Recorded 132 penalty minutes • **2003-04:** Played in 65 games with Windsor (OHL) • Recorded two assists in his first year in major junior.

Weber *vs. NHL*

Team	GP	G	A	P	PIM
Anaheim	3	0	0	0	12
Boston	15	0	4	4	23
Calgary	1	0	1	1	2
Carolina	8	0	0	0	14
Chicago	1	0	0	0	2
Colorado	2	0	0	0	0
Columbus	2	0	0	0	6
Dallas	1	0	0	0	0
Detroit	2	0	0	0	0
Edmonton	2	2	1	3	2
Florida	9	1	1	2	9
Los Angeles	0	0	0	0	0
Minnesota	0	0	0	0	0
Montreal	17	0	0	0	14
Nashville	1	0	0	0	0
New Jersey	9	0	1	1	6
N.Y. Islanders	10	0	2	2	9
N.Y. Rangers	7	0	0	0	4
Ottawa	17	1	6	7	17
Philadelphia	8	0	0	0	28
Phoenix	0	0	0	0	0
Pittsburgh	11	0	2	2	16
San Jose	3	0	0	0	7
St. Louis	2	1	0	1	2
Tampa Bay	11	0	3	3	15
Toronto	17	1	1	2	35
Vancouver	1	0	0	0	0
Washington	6	0	1	1	13
Winnipeg	8	0	3	3	0
NHL Totals	**174**	**6**	**26**	**32**	**236**



Career Statistics

			Regular Season											Playoffs				
Season	**Team**	**League**	**GP**	**G**	**A**	**P**	**+/-**	**PIM**	**PP**	**SH**	**GW**	**S**	**S%**	**GP**	**G**	**A**	**P**	**PIM**
2002-03	Pittsburgh	EmJHL	28	4	11	15	--	109	--	--	--	--	--	3	0	0	0	20
2003-04	Windsor	OHL	65	0	2	2	--	49	--	--	--	--	--	--	--	--	--	--
2004-05	Windsor	OHL	68	2	6	8	-11	132	--	--	--	--	--	11	0	1	1	18
2005-06	Windsor	OHL	68	5	21	26	17	181	2	1	--	--	--	7	0	0	0	12
2006-07	Windsor	OHL	30	3	16	19	-11	86	2	--	--	--	--	--	--	--	--	--
	Barrie	OHL	30	3	12	15	22	86	3	--	--	--	--	7	0	6	6	10
2007-08	Rochester	AHL	59	1	13	14	-8	178	0	0	0	--	--	--	--	--	--	--
	Buffalo	NHL	16	0	3	3	12	14	0	0	0	12	0.0	--	--	--	--	--
2008-09	Portland	AHL	42	1	7	8	5	94	0	0	0	--	--	--	--	--	--	--
	Buffalo	NHL	7	0	0	0	-3	19	0	0	0	2	0.0	--	--	--	--	--
2009-10	Portland	AHL	80	5	16	21	18	153	2	0	--	108	4.6	4	1	0	1	14
2010-11	Buffalo	NHL	58	4	13	17	13	69	0	0	0	53	7.5	7	0	1	1	6
2011-12	Buffalo	NHL	51	1	4	5	-19	64	0	0	0	51	2.0	--	--	--	--	--
2012-13	Buffalo	NHL	42	1	6	7	3	70	0	0	0	25	4.0	--	--	--	--	--
	NHL Totals		**174**	**6**	**26**	**32**	**6**	**236**	**0**	**0**	**0**	**143**	**4.2**	**7**	**0**	**1**	**1**	**6**
	Buffalo Totals		**174**	**6**	**26**	**32**	**6**	**236**	**0**	**0**	**0**	**143**	**4.2**	**7**	**0**	**1**	**1**	**6**



Luke ADAM *Right Wing*



Born: June 18, 1990, St. John's, Newfoundland
Height: 6'2" **Weight:** 206 **Shoots:** Left
Last Amateur Club: Cape Breton (QMJHL)
How Acquired: Selected by Buffalo in the second round (44th overall) of the 2008 NHL Entry Draft.

Season Stats

2012-13: Scored his first goal of the season vs. OTT (4/5), his first NHL goal since 12/17/11 at PIT • Logged 9:36 TOI and was a plus-1 in his season debut at PIT (4/2) • Recalled from Rochester (AHL) on 4/1 • Recorded his 100th career AHL point with a goal at Lake Erie (3/3) • Had an eight-game point streak (5+4) with Rochester (12/7-12/22), including a goal in four straight games (12/8-12/15) • Appeared in his 100th AHL game at Toronto (12/1) • Missed three games (11/17-11/28) with an injury; returned to the lineup against Toronto (11/30) • Made his season debut against Syracuse (10/12), recording an assist for his 100th professional point • Appeared in all three postseason contests for Rochester, recording two penalty minutes… **2011-12:** Selected as a 2012 NHL All-Star Rookie and registered a 98.3 mph shot in hardest shot competition • Scored two goals on two shots vs. WSH (11/26) • Recorded points (1+4) in four consecutive games (10/25-11/2) • Scored two points (1+1) vs. PHI (11/2) • Logged a season-high 20:30 TOI at TBL (10/22) • Recorded two points (1+1) at PIT (10/15) • Registered first career two-goal game (scored 2:20 apart) at LAK (10/8) • Tallied first career multi-point game with two assists vs. ANA (10/7)…**2010-11:** Games missed due to injury: one – flu (1/11) • Recorded four points (3+1) in 19 games during five recalls • Scored first career NHL goal at BOS (12/7) • Recorded first career NHL point (assist) vs. TOR (11/26) • Played in first career NHL game 10/26 at PHI • Named AHL's Outstanding Rookie • Named to 2010-11 AHL All-Rookie Team • Tied for first among all AHL rookies in goals (29), points (62) and plus/minus (+22) in just 57 games with Portland • Had an 11-game scoring streak from Feb. 26 to Mar. 22 in Portland • Scored four points (2+2) in his AHL debut at Manchester (10/9)… **2009-10:** First team QMJHL All-Star • Finished second in voting for QMJHL MVP • Earned silver medal with Team Canada at the 2010 World Junior Championship, scoring eight points (4+4) in six games • Named QMJHL Offensive Player of the Month (October) after posting 22 points (10+12) in 14 games • Selected to the Canadian team for the 2009 Subway Super Series • Made professional debut with Portland (AHL), registering his first career AHL point (assist) in a playoff game at Manchester (4/19)… **2008-09:** Selected to the QMJHL team for the 2008 ADT Canada-Russia Challenge… **2007-08:** Set single-game franchise record, scoring four goals for the St. John's Fog Devils vs. Lewiston (11/9) • Led the Fog Devils in scoring with 66 points (36+30).

Career Statistics

			Regular Season											*Playoffs*				
Season	**Team**	**League**	**GP**	**G**	**A**	**P**	**+/-**	**PIM**	**PP**	**SH**	**GW**	**S**	**S%**	**GP**	**G**	**A**	**P**	**PIM**
2006-07	St. John's	QMJHL	63	6	9	15	-7	51	0	0	1	51	11.8	4	0	2	2	4
2007-08	St. John's	QMJHL	70	36	30	66	9	72	7	1	2	174	20.7	6	3	5	8	8
2008-09	Montreal	QMJHL	47	22	27	49	-8	59	7	0	1	153	14.4	--	--	--	--	--
2009-10	Cape Breton	QMJHL	56	49	41	90	34	75	17	0	7	275	17.8	5	3	1	4	2
	Portland	AHL	--	--	--	--	--	--	--	--	--	--	--	3	0	2	2	0
2010-11	Portland	AHL	57	29	33	62	18	46	8	0	2	166	17.5	12	4	3	7	14
	Buffalo	NHL	19	3	1	4	-6	12	0	0	1	31	9.7	--	--	--	--	--
2011-12	Buffalo	NHL	52	10	10	20	-6	14	0	0	0	89	11.2	--	--	--	--	--
	Rochester	AHL	27	4	9	13	-2	18	0	0	2	80	5.0	3	0	1	1	4
2012-13	Buffalo	NHL	4	1	0	1	1	2	0	0	0	2	50.0	--	--	--	--	--
	Rochester	AHL	67	15	22	37	-10	57	6	0	1	141	10.6	3	0	0	0	2
	NHL Totals		**75**	**14**	**11**	**25**	**-11**	**28**	**0**	**0**	**1**	**122**	**11.5**	**--**	**--**	**--**	**--**	**--**
	Buffalo Totals		**75**	**14**	**11**	**25**	**-11**	**28**	**0**	**0**	**1**	**122**	**11.5**	**--**	**--**	**--**	**--**	**--**

Joel ARMIA *Right Wing*



Born: May 31, 1993, Pori, Finland
Height: 6'3" **Weight:** 192 **Shoots:** Right
Last Amateur Club: Assat (SM-liiga)
How Acquired: Selected by Buffalo in the first round (16th overall) of the 2011 NHL Entry Draft.

Season Stats

2012-13: Guided his hometown Assat Pori to their third SM-liiga championship in franchise history after recording 33 points (19+14) and 32 PIM in 47 regular-season appearances • Finished second on the team with a career-high 19 goals and ranked fourth in points • The 2012-13 campaign marked his third straight 18-goal season • Tied for fifth on the team in postseason scoring with eight points (3+5) and 20 PIM in 16 playoff contests, helping Assat to its first league title since the 1977-78 season • Represented Finland at the 2013 IIHF World Junior Championship in Ufa, Russia; led all Finnish skaters and ranked second among tournament scoring leaders with 12 points (6+6) in six games… **2011-12:** Finished the campaign as Assat's third-leading scorer as an 18-year-old with a career-high 38 points on 18 goals and 20 assists, also a career-best • Registered two assists in just three playoff games prior to suffering a season-ending knee injury • Playing on Finland's second line along with Joonas Donskoi and Miikko Salomaki at the 2012 World Junior Championship, he recorded seven points (5+2) in seven games… **2010-11:** Spent most of the season with Assat's top team, playing in 48 games and collecting 29 points (18+11) • Led all Assat rookies in scoring and finished sixth on the team in overall points • Added a pair of goals in two playoff appearances for Assat • Played for Finland at the 2011 Under-20 World Junior Championship in Buffalo, picking up one assist in six games • Also played for Finland's entry at the 2011 Under-18 World Junior Championship, where he notched 13 points (4+9) in six games… **2009-10:** Played majority of the season with Assat's Under-20 Junior A team, earning 21 points (16+5) and 32 PIM in 27 games before adding two points (1+1) in five postseason tilts • Skated in nine games for the Assat Under-18 Junior B team, notching 16 points (7+9) prior to picking up nine points (6+3) in six playoff contests • Represented Finland at the 2010 World Under-17 Hockey Challenge, recording eight points (5+3) in five games; his performance earned him a berth on the tournament's All-Star Team • Also played in international tournaments with Finland's Under-18 squad, recording three points (2+1) in five games… **2008-09:** Appeared in 27 games for Assat's Under-16 Junior C team, scoring a team-high 36 goals and 19 assists • Registered four points (3+1) and 22 PIM in three postseason games for Assat • Skated with the Finnish Under-16 squad, collecting three points (1+2) in 10 international contests.

Career Statistics

			Regular Season											*Playoffs*				
Season	**Team**	**League**	**GP**	**G**	**A**	**P**	**+/-**	**PIM**	**PP**	**SH**	**GW**	**S**	**S%**	**GP**	**G**	**A**	**P**	**PIM**
2008-09	Assat Jr. C	SM-liiga Jr.	27	36	19	55	--	92	--	--	--	--	--	3	3	1	4	22
2009-10	Assat Jr. A	SM-liiga Jr.	27	15	6	21	--	32	--	--	--	--	--	5	1	1	2	0
	Assat Jr. B	SM-liiga Jr.	9	7	9	16	--	31	--	--	--	--	--	6	6	3	9	0
2010-11	Assat	SM-liiga	48	18	11	29	--	24	--	--	--	--	--	5	2	0	2	4
2011-12	Assat	SM-liiga	54	18	20	38	--	64	--	--	--	--	--	3	0	2	2	0
2012-13	Assat	SM-liiga	47	19	14	33	--	32	--	--	--	--	--	16	3	5	8	20

Drew BAGNALL *Defense*



Born: October 26, 1983, Oakbank, Manitoba
Height: 6'3" **Weight:** 219 **Shoots:** Left
Last Amateur Club: St. Lawrence University (NCAA-ECAC)
How Acquired: Signed by Buffalo as a free agent, July 6, 2013.

Season Stats

2012-13: Recorded six points (1+5) and 88 penalty minutes while serving as team captain of the Houston Aeros (AHL) • Scored lone goal of the season at Lake Erie (12/20) • Named team captain on 10/10 • Racked up six penalty minutes in five Calder Cup Playoff appearances… **2011-12:** Captured pro career-highs with 12 assists and 14 points in 72 games with Houston • Tallied two goals, matching a career-high he set during the 2009-10 campaign • Led the Aeros with 98 penalty minutes • Closed out the season with four assists over Houston's eight final regular-season games • Netted second goal of the season at Oklahoma City (12/17) • Posted points in back-to-back games at San Antonio (12/6) and vs. Oklahoma City (12/8) • Scored a goal and added an assist vs. Charlotte (11/13) • Made his Aeros playoff debut in Game 1 of Houston's first-round series against Peoria (4/13) • Collected eight penalty minutes in four postseason appearances… **2010-11:** Appeared in two NHL outings for the Minnesota Wild, earning four penalty minutes • Made his NHL debut at EDM (4/8), recording one shot and two PIM while earning 16:53 of ice time • Led the Aeros to a Western Conference championship and a trip to the 2011 Calder Cup Finals, picking up two points (1+1) in 24 postseason contests along the way… **2009-10:** Tallied 12 points on a career-high two goals and 10 assists in 58 games with the Manchester Monarchs (AHL) • Served as team captain • Named Manchester's American Specialty/AHL Man of the Year for his outstanding contributions to the community and charitable organizations throughout the regular season • Finished the campaign with 113 PIM and a career-best plus-5 rating • Recorded two assists vs. Providence (2/20) • Opened the season with back-to-back multi-point outings, the first of his career, beginning with two assists at Albany (10/3) and two points (1+1) at Norfolk (10/9) • Recorded three assists and 21 penalty minutes in 16 playoff games, helping the Monarchs advance to the AHL Eastern Conference Finals… **2008-09:** Appeared in all but one game for Manchester, registering six assists and a career-high 150 penalty minutes, ranking second on the team in that category • His 79 games played led all Monarchs defensemen and were second-most among all Manchester skaters… **2007-08:** Split rookie season between Manchester and the Reading Royals (ECHL) • Had a three-game assist streak (0+3) from 2/9-2/15 • Scored his first AHL goal at Portland (2/1) • Notched his first AHL point (assist) at Portland (12/18) • Made his AHL debut for Manchester vs. Portland (11/16) • Registered his first pro assist at Gwinnett (10/30) • Scored his first pro goal at Mississippi (10/27) • Made his professional debut at Pensacola (10/26) • Played in four AHL playoff games with Manchester • Made his professional playoff debut in Game 1 of Manchester's first-round series at Providence on 4/16… **2006-07:** Led all St. Lawrence defensemen in scoring while posting a team-best plus-10 rating • Scored five of his six goals on the power play • Named a First-Team All-American and the lone defenseman finalist for the Hobey Baker Award after captaining the Saints to an ECAC regular-season title... Named the ECAC's Player of the Year and the league's Most Outstanding Defensive Defenseman • Became just the eighth defenseman in ECAC history to be named the league's Player of the Year… **2005-06:** Played in 24 games as a junior for the Saints, scoring one goal and nine assists after returning from injury • Finished fifth on the team in points by a defenseman… **2004-05:** Paced all St. Lawrence bluliners with seven goals and ranked sixth on the team in scoring with 19 points (7+12) in 37 games • Placed second among Saints defensemen in points while leading the team with 68 penalty minutes… **2003-04:** Compiled 18 points (5+13) in 40 games as freshman en route to earning Saints Rookie of the Year honors • His 40 games were tied for second-most on the team • Ranked second in goals, assists and points by a defenseman while finishing sixth in overall scoring • Led all rookies and finished third on St. Lawrence with 61 penalty minutes

Drew BAGNALL *Defense*

Career Statistics

			Regular Season											Playoffs					
Season	**Team**	**League**	**GP**	**G**	**A**	**P**	**+/-**	**PIM**	**PP**	**SH**	**GW**	**S**	**S%**	**GP**	**G**	**A**	**P**	**PIM**
2002-03	Battlefords	SJHL	59	17	47	64	--	252	--	--	--	--	--	--	--	--	--	--
2003-04	St. Lawrence	ECAC	40	5	13	18	--	61	--	--	--	--	--	--	--	--	--	--
2004-05	St. Lawrence	ECAC	37	7	12	19	--	68	--	--	--	--	--	--	--	--	--	--
2005-06	St. Lawrenc	ECAC	24	1	9	10	--	32	--	--	--	--	--	--	--	--	--	--
2006-07	St. Lawrence	ECAC	39	6	19	25	--	74	--	--	--	--	--	--	--	--	--	--
2007-08	Manchester	AHL	54	1	11	12	4	115	0	1	0	41	2.4	4	0	0	0	4
	Reading	ECHL	10	1	2	3	3	32	0	0	0	--	--	--	--	--	--	--
2008-09	Manchester	AHL	79	0	6	6	-8	150	0	0	0	55	0.0	--	--	--	--	--
2009-10	Manchester	AHL	58	2	10	12	5	113	0	0	0	42	4.8	16	0	3	3	21
2010-11	Minnesota	NHL	2	0	0	0	-2	4	0	0	0	1	0.0	--	--	--	--	--
	Houston	AHL	72	0	2	2	5	112	0	0	0	66	0.0	24	1	1	2	22
2011-12	Houston	AHL	72	2	12	14	2	98	0	0	0	70	2.9	4	0	0	0	8
2012-13	Houston	AHL	47	1	5	6	2	88	0	0	0	32	3.1	5	0	0	0	6
	NHL Totals		**2**	**0**	**0**	**0**	**-2**	**4**	**0**	**0**	**0**	**1**	**0.0**	**--**	**--**	**--**	**--**	**--**

Dan CATENACCI *Center*



Born: March 9, 1993, Newmarket, Ontario
Height: 5'9" **Weight:** 186 **Shoots:** Left
Last Amateur Club: Owen Sound (OHL)
How Acquired: Selected by Buffalo in the third round (77th overall) of the 2011 NHL Entry Draft.

Season Stats

2012-13: Had a memorable professional debut with the Amerks, scoring a goal and adding an assist against Hamilton (4/20) • Wrapped up his junior career by leading the Attack in scoring and set new career-highs in goals (38), points (79), penalty minutes (115) and plus/minus (plus-31) while finishing second on the team in assists (41) • Tied for 10th and 13th in the OHL in goals and points, respectively, and appeared in all but one game for Owen Sound • Averaged a team-best 1.18 points per game • Finished 11th in the league with 115 PIM and tied for 14th with a plus-31 rating • Led Owen Sound with 24 multi-point outings... Compiled eight consecutive multi-point outings (10/27-11/17), registering 21 points (9+12) over that span • Tabbed his first five-point game (1+4) of the season against Sault Ste. Marie (11/10) • Recorded nine points on three goals and six assists in 12 OHL playoff contests with Owen Sound… **2011-12:** Finished second among Owen Sound skaters in all offensive categories • Accounted for 10 power-play tallies and was just one of two Attack players to average more than a point per game • Recorded 22 multi-point outings, including seven three-point games • Had a season-long six-game point streak (1/21-2/08), notching 12 points (6+6) over that span • Scored his first-career hat trick at Kingston (11/6) • Added four points (1+3) and eight PIM in 5 OHL playoff games… **2010-11:** Led the Sault St. Marie Greyhounds (OHL) in assists (45) and points (71) and finished second in goals (26) • Dressed in all but one game for the Greyhounds • Averaged 1.06 points per game • Represented Team Orr at the 2011 CHL Top Prospects Game • Helped Team Canada to a fourth-place finish at the 2011 International Ice Hockey Federation U-18 World Championship… **2009-10:** Recorded 30 points (10+20) in 65 games with Sault Ste. Marie before notching two points (1+1) in five postseason appearances • Scored his first goal against Plymouth (10/3) • Recorded his first point with an assist vs. Erie (9/19) • Made his OHL debut against Ottawa (9/18) • Made his OHL playoff debut in Game 1 of Sault Ste. Marie's first-round series against Plymouth, scoring a goal and an assist • Represented Canada in the 2010 Ivan Hlinka Memorial Tournament • Earned a silver medal with Team Canada at the 2010 World U-17 Hockey Challenge… **2008-09:** Scored one goal in two games with Villanova (OJHL) • Was the recipient of the Jack Ferguson Award, given to the top draft pick in the Ontario Hockey League Priority Selection Draft.

Career Statistics

			Regular Season											*Playoffs*					
Season	**Team**	**League**	**GP**	**G**	**A**	**P**	**+/-**	**PIM**	**PP**	**SH**	**GW**	**S**	**S%**	**GP**	**G**	**A**	**P**	**PIM**
2008-09	York Simcoe	Minor-ON	39	42	45	87	--	152	--	--	--	--	--	--	--	--	--	--
	Villanova	OJHL	1	1	0	1	--	2	0	0	0	--	--	--	--	--	--	--
2009-10	Sault Ste. Marie	OHL	65	10	20	30	-6	68	2	0	--	--	--	5	1	1	2	6
2010-11	Sault Ste. Marie	OHL	67	26	45	71	-5	117	9	1	--	--	--	--	--	--	--	--
	Canada	WJ-18A	7	0	2	2	1	22	0	0	0	--	--	--	--	--	--	--
2011-12	Owen Sound	OHL	67	33	39	72	11	114	10	1	--	--	--	5	1	3	4	8
2012-13	Owen Sound	OHL	67	38	41	79	31	115	11	4	--	--	--	12	3	6	9	32
	Rochester	AHL	2	1	2	3	3	0	0	0	1	6	16.7	--	--	--	--	--

Nick CRAWFORD *Defense*



Born: February 23, 1990, Brampton, Ontario
Height: 6'1" **Weight:** 188 **Shoots:** Left
Last Amateur Club: Barrie (OHL)
How Acquired: Selected by Buffalo in the sixth round (164th overall) of the 2008 NHL Entry Draft.

Season Stats

2012-13: Finished fourth among Rochester defensemen in scoring, recording 19 points (5+14) in 53 regular season games • Scored four power play goals and was one of just three Rochester defensemen to score shorthanded • Skated a team-high 28:29 against Oklahoma City (4/12) • Posted a three-game point streak (1+2; 2/1-2/5) • Had a three-game assist streak (1/12-1/18) • Scored a shorthanded empty-netter in his season debut at Adirondack (10/27) • Dressed for Game 1 of the Western Conference Quarterfinals against Toronto before sitting out Games 2 and 3 with an injury… **2011-12:** Three-game point streak (2+1) from 3/17-3/23 • Season-high four-game point streak (1+3) from 1/14-1/21 • Logged 29:42 TOI vs. Oklahoma City (1/19) • Skated in his 100th pro game at Adirondack (12/10) • Three-game point streak (1+2) from 10/14-10/18 • Recorded an assist in his Amerks playoff debut in Game 1 of the Western Conference Quarterfinals at Toronto (4/19)… **2010-11:** Made professional debut vs. Manchester (10/9) • Scored first career AHL goal vs. Charlotte (10/11) • Registered first career multi-point game (1+1) at Worcester (12/5) • Logged a four-game point streak (1+3) from 2/26-3/6 • Recorded first AHL playoff point (assist) in Game 1 vs. Connecticut (4/14)… **2009-10:** Selected to OHL First All-Star team • Led OHL defensemen in scoring with 70 points (59+11) • Finished second in voting for OHL Defenseman of the Year • Traded to Barrie Colts after 49 games with Saginaw Spirit • Scored four points (1+3) in first game with Barrie vs. Sudbury (11/12) • Named OHL Defenseman of the Month (November) after recording 15 points (2+13) and a league-high plus-13 rating in 11 games • Set career highs in goals (11), assists (59) and points (70).

Career Statistics

			Regular Season											Playoffs				
Season	Team	League	GP	G	A	P	+/-	PIM	PP	SH	GW	S	S%	GP	G	A	P	PIM
2006-07	Saginaw	OHL	63	1	7	8	11	32	0	1	0	--	--	5	0	1	1	0
2007-08	Saginaw	OHL	68	4	16	20	-1	58	2	0	0	--	--	4	1	1	2	2
2008-09	Saginaw	OHL	65	7	35	42	6	41	4	0	0	--	--	8	1	4	5	4
2009-10	Saginaw	OHL	49	7	42	49	46	20	4	0	0	--	--	--	--	--	--	--
	Barrie	OHL	19	4	17	21	5	4	3	1	1	--	--	17	0	12	12	4
2010-11	Portland	AHL	76	7	24	31	-1	27	1	1	2	56	12.5	12	0	2	2	4
2011-12	Rochester	AHL	70	6	16	22	-2	26	2	0	1	82	7.3	3	0	1	1	0
2012-13	Rochester	AHL	53	5	14	19	-1	18	4	1	1	64	7.8	1	0	0	0	0

Matt ELLIS *Left Wing*



Born: August 31, 1981 in Welland, Ontario
Height: 6'0" **Weight:** 208 **Shoots:** Left
Last Amateur Club: St. Michael's (OHL)
How Acquired: Claimed off waivers from Los Angeles, October 1, 2008.

Season Stats

2012-13: Appeared in six games with the Sabres prior to joining the Amerks on 2/11 • Recorded his 200th AHL point as well as his 300th pro point with a goal at Hamilton (4/21) • Named Amerks team captain on 3/19 • Appeared in his 700th professional game at Toronto (3/16) • Had a four-game goal-scoring streak (3/9-3/15) • Appeared in all three postseason contests with the Amerks, notching two penalty minutes… **2011-12:** Games missed due to injury: 13 – lower body (3/12-4/7) • Recorded an assist in consecutive games at VAN (3/3) and at WPG (3/5) • Logged a season-high 16:35 TOI at NJD (1/24) • Scored a goal vs. OTT (11/11), his first goal since 3/16/10 • Notched an assist in his first game of the season vs. TBL (10/25)… **2010-11:** Recalled from Portland (AHL) 4/23; reassigned 4/27 • Returned on loan to Portland 4/13/11 • Appeared in 200th career NHL game vs. PHI (4/8) • Recalled to Buffalo 3/30 • Recalled to Buffalo 1/22; reassigned to Portland 1/28 • Registered 100th AHL assist 11/28 at Providence • Recalled to the Sabres 11/6; reassigned to Portland 11/20/10 • Recorded an assist in his 300th career AHL game vs. Manchester (10/19) • Selected the 13th captain in Portland Pirates franchise history • Missed 13 AHL games due to injury (2/13-3/12)… **2011 Playoffs:** Played 11:32 in Game 6 vs. PHI (4/24)… 2009-10: Scored fourth career game-winning goal at FLA (10/21) • Had points in three consecutive games 10/13-10/21 (1+2) • Recorded two-point game 3/31 vs. Florida (0+2) • Set career highs in games played (72), assists (10) and points (13)… **2010 Playoffs:** Appeared in first career NHL playoff game vs. BOS (4/15) • Recorded first career NHL playoff point (goal) vs. BOS (4/17)… **2008-09:** Missed 19 games as a healthy scratch • Sent to Portland from 11/8 to 12/17 • Multi-point games: two • Played in 100th career game at OTT (2/7) • Set career high with three points (2+1) at BOS (1/3) • Recorded points in back-to-back games three times • Season-high four points (2+2) in two games starting 1/3 at BOS and ending 1/6 vs. OTT • Had four points in 12 games with Portland (2+2) and four PIM… **2007-08:** Recorded first goal as a King at NSH (3/13) • Recorded first point as a King with an assist at Colorado (3/1) • Made Kings debut vs. CHI (2/23) • Had NHL career-high four-game point streak (2+2), which lasted from 10/15-10/24 (with Detroit) • Scored first career NHL goal (game-winner) at SJS (with Detroit on 10/18) • Collected first NHL point with an assist at ANA (with Detroit on 10/15)… **2006-07:** Recorded 49 points (26+23) in 65 regular season games with Grand Rapids • His 26 goals led Grand Rapids, while his 49 points was second on the club • It was the fourth straight season he improved his point total in the AHL • Recorded second pro hat trick and tied pro career high with four points (3+1) vs. San Antonio (2/16) • Established pro career high in assists and tied pro career high in points with four helpers at Wilkes-Barre/Scranton (1/5) • Established pro career high with a seven-game point streak (8+3), from 2/10 to 3/23 • Had seven points (4+3) in seven playoff games with Grand Rapids • His seven postseason points and four postseason goals led Grand Rapids, while his three postseason assists was second on the club • Was Grand Rapids team captain for the second season • Appeared in 16 games with Detroit • Recalled to Detroit on three different occasions • Made NHL debut at CBJ (12/18)… **2005-06:** Recorded 48 points (20+28) in 74 regular season games with Grand Rapids • Recorded his first professional 20-goal season and established an AHL career high with his 28 assists and 61 penalty minutes • Tied pro career high with four points (2+2) vs. Hamilton (12/30) • Had five points (4+1) in 16 playoff games with Grand Rapids, helping the Griffins advance to the Western Conference Finals • Was Grand Rapids team captain… **2004-05:** Recorded 41 points (18+23) in 79 regular season games with Grand Rapids • His 18 goals were third on Grand Rapids, while his 41 points were tied for second on the club… **2003-04:** Recorded 15 points (5+10) in 64 regular season games with Grand Rapids • Also played in four postseason games with Grand Rapids, tallying zero points and 2 PIM… **2002-03:** Recorded 59 points (27+32) in 71 regular season games with Toledo (ECHL) • His 27 goals led Toledo, while his 59 points were second and 32 assists were third on the club • Recorded first pro hat trick at Peoria (3/8) • Established pro career high with four points (2+2) vs. Peoria (11/8) • Established then pro career high with a six-game point streak (4+5), from 12/28 to 1/10.

Matt ELLIS *Left Wing*

Career Statistics

			Regular Season											Playoffs					
Season	**Team**	**League**	**GP**	**G**	**A**	**P**	**+/-**	**PIM**	**PP**	**SH**	**GW**	**S**	**S%**	**GP**	**G**	**A**	**P**	**PIM**
1998-99	St. Michael's	OHL	47	10	8	18	--	6	--	--	--	--	--	--	--	--	--	--
1999-00	St. Michael's	OHL	59	15	20	35	--	20	--	--	--	--	--	--	--	--	--	--
2000-01	St. Michael's	OHL	68	21	24	45	--	19	--	--	--	--	--	18	4	8	12	6
2001-02	St. Michael's	OHL	66	38	51	89	--	20	--	--	--	--	--	15	8	6	14	6
2002-03	Toledo	ECHL	71	27	32	59	--	34	--	--	--	--	--	7	3	5	8	0
2003-04	Grand Rapids	AHL	64	5	10	15	--	23	--	--	--	--	--	4	0	0	0	2
2004-05	Grand Rapids	AHL	79	18	23	41	10	59	1	4	1	--	--	--	--	--	--	--
2005-06	Grand Rapids	AHL	74	20	28	48	18	61	3	3	2	202	9.9	16	4	1	5	-2
2006-07	Detroit	NHL	16	0	0	0	-1	6	0	0	0	22	0.0	--	--	--	--	--
	Grand Rapids	AHL	65	26	23	49	0	44	10	5	5	256	10.2	7	4	3	7	4
2007-08	Detroit	NHL	35	2	4	6	1	12	0	0	1	28	7.1	--	--	--	--	--
	Los Angeles	NHL	19	1	1	2	2	14	0	1	0	38	2.6	--	--	--	--	--
2008-09	Buffalo	NHL	45	7	5	12	4	12	0	0	2	73	9.6	--	--	--	--	--
	Portland	AHL	12	2	2	4	-2	4	0	0	0	36	5.6	--	--	--	--	--
2009-10	Buffalo	NHL	72	3	10	13	-1	12	0	0	1	112	2.7	3	1	0	1	0
2010-11	Portland	AHL	52	10	21	31	1	12	4	2	3	145	6.9	11	1	5	6	4
	Buffalo	NHL	14	0	0	0	-4	0	0	0	0	20	0.0	1	0	0	0	0
2011-12	Buffalo	NHL	60	3	5	8	-3	25	0	0	1	85	3.5	--	--	--	--	--
2012-13	Buffalo	NHL	6	0	0	0	0	0	0	0	0	8	0.0	--	--	--	--	--
	Rochester	AHL	32	7	5	12	6	6	2	1	1	75	9.3	3	0	0	0	2
	NHL Totals		**267**	**16**	**25**	**41**	**-2**	**81**	**0**	**1**	**5**	**386**	**4.1**	**4**	**1**	**0**	**1**	**0**
	Buffalo Totals		**197**	**13**	**20**	**33**	**-4**	**49**	**0**	**0**	**4**	**298**	**4.4**	**4**	**1**	**0**	**1**	**0**

Jerome GAUTHIER-LEDUC *Defense*



Born: July 30, 1992, Quebec City, Quebec
Height: 6'1" **Weight:** 192 **Shoots:** Right
Last Amateur Club: Rimouski (QMJHL)
How Acquired: Selected by Buffalo in the third round (68th overall) of the 2010 NHL Entry Draft.

Season Stats

2012-13: Closed out his first pro season in Rochester by collecting seven points on three goals and four assists in 48 games with the Amerks • Notched the game-winning goal at Hamilton (3/30) • Had a three-game point streak (1+2; 12/21-12/26) • Scored his first professional goal in his pro debut at Hamilton (11/14) • Missed the first two games of the season (10/12-10/13) with an injury • Made his professional playoff debut in Game 1 of the Western Conference Quarterfinals at Toronto on 4/27 • Appeared in all three of Rochester's postseason contests… **2011-12:** Completed his junior career with Rimouski (QMJHL), setting career-highs in all offensive categories in goals (28), assists (46), points (74) and penalty minutes (41) while appearing in 62 games • His 46 assists ranked 18th among league leaders • Finished the campaign first among QMJHL defensemen in scoring, including leading all blueliners in goals and power-play goals (12) • Ranked second in the league with 262 shots on goal while averaging 1.19 points per game • Registered 37 power-play points, ranking tied for 13th in goals (12) and sixth in assists (25), respectively • Helped Rimouski to the President's Cup Finals, marking Oceanic's first QMJHL Finals appearance since their last championship season of 2004-05... Finished the 2012 playoffs first among league rearguards with nine goals and 19 points in 21 games • Had a productive postseason run with Rimouski, finishing atop the league's point-getters in shots (84) and power-play goals (5), in addition to placing tied for 12th overall among top goal scorers… **2010-11:** Recorded 56 points (18+38) in 61 games for Rimouski of the QMJHL to rank first on his team and second in the league in scoring among defensemen • Finished third on his team in scoring overall • Increased his point total for the third consecutive season Contributed seven power-play tallies and scored one shorthanded goal • Added three points in five playoff games • Took part in Hockey Canada's 2011 National Junior Team Summer Development Camp … **2009-10:** Appeared in a career-high 68 games for Rouyn-Noranda (QMJHL), collecting 46 points (20+26) • Led all Huskies defensemen in scoring while finishing fourth on the team overall • Posted six points (2+4) in 11 playoff contests… **2008-09:** In his first season in the QMJHL, registered 17 points (1+16) in 52 games with Rouyn-Noranda.

Career Statistics

			Regular Season											*Playoffs*				
Season	**Team**	**League**	**GP**	**G**	**A**	**P**	**+/-**	**PIM**	**PP**	**SH**	**GW**	**S**	**S%**	**GP**	**G**	**A**	**P**	**PIM**
2007-08	St-Francois	QAAA	43	10	12	22	--	10	--	--	--	--	--	17	2	6	8	26
2008-09	Rouyn-Noranda	QMJHL	52	1	16	17	-20	8	1	0	--	--	--	6	0	2	2	5
2009-10	Rouyn-Noranda	QMJHL	68	20	26	46	26	16	10	0	3	--	--	11	2	4	6	2
2010-11	Rimouski	QMJHL	61	18	38	56	-1	26	7	1	2	165	10.9	5	1	2	3	6
2011-12	Rimouski	QMJHL	62	28	46	74	13	41	12	0	4	--	--	21	9	10	19	12
2012-13	Rochester	AHL	48	3	4	9	-9	8	0	0	1	50	6.0	3	0	0	0	0

Zemgus GIRGENSONS *Center*



Born: January 5, 1994, Riga, Latvia
Height: 6'1" **Weight:** 190 **Shoots:** Left
Last Amateur Club: Dubuque (USHL)
How Acquired: Selected by Buffalo in the first round (14th overall) of the 2012 NHL Entry Draft.

Season Stats

2012-13: Recorded 17 points (6+11) and 28 PIM in 61 games during his rookie campaign with the Amerks • Named Most Improved Player as voted by his Amerks teammates • Scored a shorthanded goal and added an assist at Albany (4/7) • Missed 10 games (1/16-2/15) with an injury; returned to the lineup against Hershey on 2/17 • Registered his first career multi-point game with a pair of assists against Hamilton (1/11) • Missed five games (11/28-12/08) with an injury; returned the lineup against Abbotsford (12/11) • Scored his first professional goal against Hamilton (11/2) • Recorded his first professional point (assist) against Binghamton (10/16) • Made his professional debut against Syracuse (10/12), skating for 9:26 of ice time • Scored a team-high three goals and was a point-per-game player in the 2013 postseason • Netted a pair of goals in his professional playoff debut in Game 1 of the Western Conference Quarterfinals at Toronto (4/27)… **2011-12:** Completed his second season with the Dubuque Fighting Saints (USHL), serving as team captain • Set career-highs in every offensive category while appearing in just 49 games • Led the Fighting Saints in goals (24), power play goals (5), game-winning goals (6), points (55), plus/minus (+17) and shots on goal (166) • Recorded a team-best 14 power-play points (5+9) • Ranked second on the team with 31 assists • Placed fourth among USHL skaters with six game-winning tallies • Scored eight goals over his last seven games, beginning with his first career hat trick at Tri-City (3/24) • Posted a career-best six-game point streak (2+6) from 2/4-2/18 • Notched a team-high 17 multi-point games • Scored goals in five straight games from 10/22-11/05, recording 10 points (6+4) in that span • Represented Latvia at the 2012 World Junior Championship… **2010-11:** As a rookie, finished third on the team in scoring with 49 points (21+28) • Ranked second among Dubuque skaters with 24 points (9+15) on the power play • Placed second among Dubuque forwards with six game-winning tallies • Added eight points (3+5) in 11 playoff appearances, helping the Fighting Saints to their first Clark Cup championship since the 1984-85 season • Represented Dubuque at the 2011 USHL All-Star Game, earning a spot with the Western Conference squad • Totaled 17 multi-point games, including six in a row from 1/21-3/4 (5+9) • Scored his first career goal in his Fighting Saints debut at Omaha (10/1)… **2009-10:** Ranked sixth on the team in scoring after collecting 28 points (11+17) in 23 games with the Green Mountain Glades (EJHL) • Represented Latvia at the 2012 World Junior Championship.

Career Statistics

			Regular Season											*Playoffs*				
Season	**Team**	**League**	**GP**	**G**	**A**	**P**	**+/-**	**PIM**	**PP**	**SH**	**GW**	**S**	**S%**	**GP**	**G**	**A**	**P**	**PIM**
2009-10	Green Mtn	EMJHL	19	17	12	29	--	6	--	--	--	--	--	--	--	--	--	--
	Green Mtn	EJHL	23	11	17	28	--	13	--	--	--	--	--	2	0	2	2	0
2010-11	Dubuque	USHL	51	21	28	49	7	46	9	4	6	--	--	11	3	5	8	8
2011-12	Dubuque	USHL	49	24	31	55	17	69	5	0	6	--	--	2	2	2	4	0
2012-13	Rochester	AHL	61	6	11	17	-7	28	1	1	0	91	6.6	3	3	0	3	0

Matt HACKETT *Goaltender*



Born: March 7, 1990, London, Ontario
Height: 6'2" **Weight:** 171 **Catches:** Left
Last Amateur Club: Plymouth (OHL)
How Acquired: Acquired by Buffalo from the Minnesota Wild with Johan Larsson, a first-round selection in the 2013 NHL Entry Draft and a second-round selection in the 2014 NHL Entry Draft in exchange for Jason Pominville and a fourth-round selection in the 2014 NHL Entry Draft, April 3, 2013.

Season Stats

2012-13: Appeared in one game with the Minnesota Wild, making 28 saves in a 5-3 loss at DAL (3/29) • Captured career-highs in AHL games played (46), minutes (2,759) and saves (1,213) • Finished third among AHL goaltenders with a 6-3 shootout record, stopping 29 of 41 shooters for a .707 save percentage • Won three straight games (2/8-2/15) • Notched a season-long six-game win streak (11/18-12/7) • Appeared in his 100th AHL game at Rockford (11/16) • Went 0-1 in one playoff appearance with the Amerks, recording a 2.08 goals-against average and a .900 save percentage… **2011-12:** Went 3-6-0 with 2.37 goals-against average and a .922 save percentage in 12 NHL games for Minnesota • Set an NHL record for the longest shutout streak to start a career (102:48) • Named the NHL's Second Star of the Week on 12/12 after stopping 76 of 78 shots in his first two career NHL games for a 1.01 goals-against average, a .974 save percentage and two wins • Won his NHL debut, stopping all 34 shots he faced in 58:49 of relief at SJS (12/6) • Posted a 20-17-6 record with 2.38 goals-against average and a .917 save percentage in 44 games for Houston (AHL)… **2010-11:** Played in 45 games with the Houston Aeros, collecting a 23-16-4 record • Set an Aeros playoff record by starting all 24 postseason games, going 14-10… 2009-10: Ranked second in the OHL in save percentage (.925), third in wins (33) and fifth in goals against average (2.62) • Named CHL Goalie of the Week for week ending 10/25 and OHL Goalie of the Month for March • Went 3-4 in eight playoff games… **2008-09:** Compiled a 34-15-3 record in net for Plymouth • Was named Whaler's Playoff MVP after he went 6-5 with a 3.01 goals against average, a .930 save percentage and one shutout in 11 postseason games… **2007-08:** Began the season in Windsor before being traded to Plymouth where he served as a backup • Logged a 6-9-0-1 record with Plymouth to match his 3.44 goals against average and .901 save percentage… **2006-07:** Played seven games for Windsor with a 5.04 goals against average and .859 save percentage in his inaugural OHL campaign.

Career Statistics

			Regular Season									*Playoffs*							
Season	**Team**	**League**	**GP**	**W**	**L**	**OT**	**GA**	**SO**	**GAA**	**SV%**	**MIN**	**GP**	**W**	**L**	**GA**	**SO**	**GAA**	**SV%**	**MIN**
2006-07	London	Minor-ON	38	28	7	3	52	20	1.39	--	--	6	5	1	12	2	2.00	--	--
	St. Catharines	OJHL	17	7	7	0	63	0	4.19	--	902	--	--	--	--	--	--	--	--
	Windsor	OHL	7	0	7	0	36	0	5.04	--	429	--	--	--	--	--	--	--	--
2007-08	Windsor	OHL	4	1	1	0	10	0	4.61	--	130	--	--	--	--	--	--	--	--
	Plymouth	OHL	18	6	9	1	56	0	3.44	--	978	1	0	0	0	0	0.00	--	16
2008-09	Plymouth	OHL	55	34	15	3	154	2	3.04	--	3036	11	6	5	32	1	3.01	--	638
2009-10	Plymouth	OHL	56	33	18	3	138	4	2.62	.925	3165	8	3	4	24	0	3.36	.919	429
2010-11	Houston	AHL	45	23	16	4	101	2	2.37	.916	2552	24	14	10	61	1	2.50	.903	1465
2011-12	Minnesota	NHL	12	3	6	0	22	0	2.37	.922	556	--	--	--	--	--	--	--	--
	Houston	AHL	44	20	17	6	101	1	2.38	.917	2546	2	0	2	6	0	5.93	.897	61
2012-13	Minnesota	NHL	1	0	1	0	5	0	5.08	.848	59	--	--	--	--	--	--	--	--
	Houston	AHL	43	19	20	3	114	0	2.66	.907	2574	--	--	--	--	--	--	--	--
	Rochester	AHL	3	3	0	0	5	0	1.62	.955	185	1	0	1	2	0	2.08	.900	58
	NHL Totals		**13**	**3**	**7**	**0**	**27**	**0**	**2.64**	**.914**	**615**	--	--	--	--	--	--	--	--

Colin JACOBS *Center*



Born: January 20, 1993, Coppell, Texas
Height: 6'1" **Weight:** 204 **Shoots:** Right
Last Amateur Club: Prince George (WHL)
How Acquired: Selected by Buffalo in the fourth round (107th overall) of the 2011 NHL Entry Draft.

Season Stats

2012-13: Joined the Amerks for 11 games at the end of the season, recording three points (1+2) • Notched his first multi-point game with a pair of assists and scored the shootout winner at Adirondack (4/6) • Scored his first pro goal at Houston (3/23) • Made his professional debut at Texas (3/22) • Completed his junior career with the Prince George Cougars (WHL), capturing career-highs in goals (25), assists (28) and points (53) • Finished first among Cougars skaters in goals and points and ranked second in assists • Scored a team-high 13 power play goals, good for 15th in the WHL • Led Prince George with 13 multi-point games and was named the team's Hubbell Designer Goldsmith's Player of the Year • Notched a four-game point streak (2+4) from 3/9-3/14 • Registered his second hat trick of the season at Medicine Hat (2/15) • Registered three consecutive multi-point games from 12/15-12/30, totaling eight points (3+5) • Posted a season-best eight-game point streak (7+7) from 9/22-10/12 to start the 2012-13 campaign • Recorded a career-high five points (3+2), including his first career hat trick, in his Prince George debut at Everett (9/22)… **2011-12:** Appeared in 44 games with the Seattle Thunderbirds (WHL), scoring nine goals and adding 10 assist for 19 points • Tied for second on the team with four power play goals • Had a three-game point streak (2+1) from 2/8-2/11 • Made season debut vs. Prince George (12/9) after missing the first 26 games of the season with a shoulder injury… **2010-11:** Tied for third among Seattle skaters in goals and ranked fifth in points • Skated for Team Orr at the 2011 CHL Home Hardware Top Prospects Game, picking up one assist in his team's 7-1 win over Team Cherry • Tallied four points (3+1) at Prince George (12/3) • Posted a three-game point streak (3+3) from 11/9-11/12… **2009-10:** Appeared in a team-high 72 games as a rookie for the Thunderbirds • Led all Seattle rookies and finished tied for sixth on the team in scoring; tied for fourth in goals • Notched his first multi-goal game (2+0) at Prince George (2/24) • Scored his first career goal as part of a three-point game (1+2) in his season debut against Everett (9/18)… **2008-09:** Appeared in two games for Seattle, making his WHL debut at Portland (12/6) • Tallied three points (2+1) in four postseason contests • Scored first playoff goal in Game 2 vs. Spokane (3/24) • Made his WHL playoff debut in Game 1 at Spokane (3/21), earning an assist.

Career Statistics

			Regular Season											*Playoffs*				
Season	**Team**	**League**	**GP**	**G**	**A**	**P**	**+/-**	**PIM**	**PP**	**SH**	**GW**	**S**	**S%**	**GP**	**G**	**A**	**P**	**PIM**
2008-09	Seattle	WHL	2	0	0	0	-2	0	--	--	--	--	--	4	2	1	3	0
2009-10	Seattle	WHL	72	13	13	26	-33	119	--	--	--	--	--	--	--	--	--	--
2010-11	Seattle	WHL	68	22	22	44	-20	69	--	--	--	--	--	--	--	--	--	--
2011-12	Seattle	WHL	44	9	10	19	-18	46	--	--	--	--	--	--	--	--	--	--
2012-13	Prince George	WHL	66	25	28	53	-27	98	--	--	--	--	--	--	--	--	--	--
	Rochester	AHL	11	1	2	3	0	0	0	0	0	9	11.1	--	--	--	--	--

Connor KNAPP *Goaltender*



Born: May 1, 1990, York, New York
Height: 6'6" **Weight:** 206 **Catches:** Left
Last Amateur Club: Miami University (NCAA-CCHA)
How Acquired: Selected by Buffalo in the sixth round (164th overall) of the 2009 NHL Entry Draft.

Season Stats

2012-13: Split his first pro season between Rochester and the Greenville Road Warriors of the ECHL • Made 119 saves on 129 shots during the Kelly Cup Playoffs • Had a three-game winning streak in Greenville (3/15-3/21) • Turned aside 34 of 35 shots in a winning effort in his Greenville debut against Wheeling (2/14) • Registered his first professional point with an assist at Grand Rapids (12/19) • Made consecutive starts for the first time in his career against Adirondack (12/7) and at Toronto (12/8) • Recorded his first professional win, stopping 41 of 42 shots against Adirondack (12/7) • Made 30 saves in his professional debut at Hamilton (11/3) • Made his pro playoff debut in Game 1 of the ECQF at Reading (4/5) • Earned first pro playoff win following a 37-save effort in Game 3 of the Eastern Conference Quarterfinals vs. Reading (4/10) • Went 1-3 with a 2.71 goals-against average and a .922 save percentage in four ECHL playoff appearances for Greenville… **2011-12:** Set collegiate bests in all goaltending categories, including games played (24), wins (15), shutouts (5), saves (533), save percentage (.933) and goals against average (1.69) • Won CCHA Best Goaltender Award and was an honorable mention All-CCHA selection • Was a four-time honoree as CCHA Goaltender of the Week, the most of any goalie • Twice named the INCH National Player of the Week (1/10 and 2/21) and once was honored as the CCHA Goaltender of the Month (February) • His 1.69 goals against average ranked third in the country, while his .933 save percentage ranked fourth nationally, both of which stand as single-season school records • In CCHA play, he finished first with a 1.41 GAA (fifth in CCHA history) and a .945 save percentage • Finished his four-year career at Miami University with a 46-22-11 record, 13 shutouts and 1,741 saves in 84 career games • Ranks fourth in school history with 46 career wins and finished his career ranked first and second all-time at Miami with 1.94 goals-against average and a .918 save percentage, respectively… **2010-11:** Finished sixth in the country with a 2.03 goals against average while posting a .909 save percentage • Had a season-high 29 saves against Ohio State (1/8)… **2009-10:** Named the Midwest Regional's Most Outstanding Player after his career-high 55-save performance in the final vs. Michigan • Was second in the CCHA in goals against average on the year (1.97) and in league play only (1.60) and second in save percentage (.937) in CCHA play, all behind only teammate Cody Reichard • Also tied for second in CCHA winning percentage (.682) • Ranked third in goals against average (1.97), eighth in save percentage (.921) and 12th in winning percentage (.667) nationally • Credited with two assists vs. Lake Superior State (2/6)… **2008-09:** Played in 23 games as a freshman with the Red Hawks, starting 21 • Posted fourth-best goals against average (2.09) in school history and second-best by a freshman netminder… 2007-08: Posted a 14-7-2 record with three shutouts and a 2.02 goals against average to earn league All-Star honors… **2006-07:** Helped the Bruins to a 40-3-1 mark and a league championship with an impressive 22-1-0 record and a 1.66 goals against average • Earned Goalie and Defensive Player of the Year honors with three shutouts on

Career Statistics

			Regular Season									*Playoffs*							
Season	**Team**	**League**	**GP**	**W**	**L**	**OT**	**GA**	**SO**	**GAA**	**SV%**	**MIN**	**GP**	**W**	**L**	**GA**	**SO**	**GAA**	**SV%**	**MIN**
2005-06	Buffalo	Minor- NY	26	--	--	--	64	5	2.46	--	1326	--	--	--	--	--	--	--	--
2006-07	Boston	EMJHL	23	22	1	0	37	3	1.66	--	1340	5	5	0	6	2	1.24	--	290
2007-08	Boston	EJHL	--	14	7	2	--	--	1.92	--	1307	--	--	--	--	--	--	--	--
2008-09	Miami	CCHA	23	13	5	3	47	2	2.09	.904	1350	--	--	--	--	--	--	--	--
2009-10	Miami	CCHA	20	10	4	4	37	4	1.97	--	1127	--	--	--	--	--	--	--	--
2010-11	Miami	CCHA	17	8	5	4	33	2	2.03	.909	976	--	--	--	--	--	--	--	--
2011-12	Miami	CCHA	24	15	8	0	38	5	1.69	.933	1349	--	--	--	--	--	--	--	--
2012-13	Rochester	AHL	7	1	6	0	23	0	3.34	.893	413	--	--	--	--	--	--	--	--
	Greenville	ECHL	12	5	7	0	37	0	3.05	.909	728	4	1	3	10	0	2.71	.922	221

Johan LARSSON *Right Wing*



Born: July 25, 1992, Lau, Sweden
Height: 5'11" **Weight:** 206 **Shoots:** Left
Last Amateur Club: Brynas Jr. (SEL)
How Acquired: Acquired by Buffalo from the Minnesota Wild with Matt Hackett, a first-round selection in the 2013 NHL Entry Draft and a second-round selection in the 2014 NHL Entry Draft in exchange for Jason Pominville and a fourth-round selection in the 2014 NHL Entry Draft, April 3, 2013.

Season Stats

2012-13: Made his NHL debut at DET (2/17), logging two shots in 14:02 of ice time • Tied for 14th in scoring among AHL rookies with 41 points (16+25) in 69 combined games • Led AHL rookies with three shootout-winning goals • Missed the last two games of the season (4/20-4/21) with an injury • Had a three-game point streak (1+2) from 4/5-4/7 • Posted a career-high four points (2+2) at Abbotsford (3/2) • Had a three-game point streak (2+1) from 1/6-1/12 • Collected his first multi-goal game against Rockford (11/18) • Recorded his first multi-point game (1+1) at San Antonio (11/13) • Had a season-best five-game point streak (2+3) from 10/20-11/2 • Scored his first pro goal against Milwaukee (10/27) • Registered his first pro point with an assist at Texas (10/20) • Made his AHL debut against Charlotte (10/13) • Skated in eight games with Vasteras IK (Swe-1), where he tallied two points (1+1) and 10 PIM • Collected a team-high three assists and averaged a point-per-game during the 2013 Calder Cup Playoffs • Recorded two assists in his AHL playoff debut in Game 1 of the Western Conference Quarterfinals at Toronto (4/27)… **2011-12:** Ranked third on Brynas (SEL) roster with 36 points (12+24) in 49 games • Named Rookie of the Year in the Swedish Elite League • Added 10 points (2+8) in 16 playoff contests to help Brynas claim the Le Mat Trophy as Swedish champions • Represented Sweden at the 2012 World Championship, recording two assists in seven games • Captained Sweden to a gold medal at the 2012 U-20 World Junior Championship in Calgary, posting six assists in six games… **2010-11:** Tallied eight points (4+4) in 43 games as an 18-year-old rookie with Brynas • Assisted on two goals and recorded four penalty minutes in five postseason contests • Scored his first pro goal against Skelleftea AIK (1/15) • Recorded his first pro point with an assist against Djurgardens IF (9/23) • Made his professional debut against Modo Hockey (9/16) • Notched five points (2+3) in three games at the 2011 U-19 Three Nations Tournament in Helsinki, Finland • Captained Team Sweden at the 2011 U-19 Five Nations Tournament, scoring a team-high 10 points (4+6) in four games • Registered four points (1+3) in six international contests at the 2011 U-20 World Junior Championship, helping Sweden to a fourth-place finish… **2009-10:** Registered 34 points (15+19) in 40 games with Brynas in the Swedish Junior League • Scored one goal with one assist in five playoff appearances • Ranked second in scoring at the 2010 U-18 World Junior Championship in Minsk, netting 14 points (6+8) in five games; received a silver medal and served as team captain for Swede, also earning a tournament First-Team All-Star selection for his outstanding performance… **2008-09:** Tallied nine points (4+5) and 55 penalty minutes in 33 games with Brynas • Appeared in five postseason matches and picked up two penalty minutes.

Career Statistics

			Regular Season											Playoffs					
Season	Team	League	GP	G	A	P	+/-	PIM	PP	SH	GW	S	S%	GP	G	A	P	PIM
2008-09	Brynas Jr.	SEL	33	4	5	9	--	55	--	--	--	--	--	5	0	0	0	2
2009-10	Brynas Jr.	SEL	40	15	19	34	--	80	--	--	--	--	--	5	1	1	2	2
2010-11	Brynas	SEL	43	4	4	8	3	18	--	--	--	--	--	5	0	2	2	4
	Sweden	WJC	6	1	3	4	0	4	1	0	0	--	--	--	--	--	--	--
2011-12	Brynas	SEL	49	12	24	36	-10	34	--	--	--	--	--	16	2	8	10	16
	Sweden	WC	7	0	2	2	-2	0	0	0	0	--	--	--	--	--	--	--
	Sweden	WJC	6	0	6	6	3	0	--	--	--	--	--	--	--	--	--	--
2012-13	Vasteras IK	Swe-1	8	1	1	2	-1	10	--	--	--	--	--	--	--	--	--	--
	Minnesota	NHL	1	0	0	0	0	0	0	0	0	2	0.0	--	--	--	--	--
	Houston	AHL	62	15	22	37	0	38	6	1	4	89	16.9	--	--	--	--	--
	Rochester	AHL	7	1	3	4	-2	2	0	0	0	10	10.0	3	0	3	3	6
	NHL Totals		**1**	**0**	**0**	**0**	**0**	**0**	**0**	**0**	**0**	**2**	**0.0**	**--**	**--**	**--**	**--**	**--**

Nathan LIEUWEN *Goaltender*



Born: August 8, 1991, Abbotsford, British Columbia
Height: 6'5" **Weight:** 186 **Catches:** Left
Last Amateur Club: Kootenay (WHL)
How Acquired: Selected by Buffalo in the sixth round (167th overall) of the 2011 NHL Entry Draft.

Season Stats

2012-13: Posted a 1-2-0 record with a 2.65 goals-against average and a .919 save percentage in four AHL appearances with Rochester • Played the majority of the season with the Greenville Road Warriors (ECHL), where he tabbed a 14-10-12 record • Missed the last nine games (4/5-4/21) of the regular season with an injury • Earned his first AHL win with a 39-save shutout at San Antonio (3/24) • Made 17 saves in his AHL debut against Hershey (2/17) • Made a season-high 39 saves against Wheeling (12/28) • Named the Reebok Hockey/ECHL Goaltender of the Week for period ending 12/16 after posting a 2-0-0 record with one shutout, a 0.50 goals-against average and a .983 save percentage in two starts • Recorded his first pro shutout, stopping all 26 shots in a 6-0 win at South Carolina (12/11) • Registered four straight wins twice (10/28-11/7, 1/5-1/21) • Earned his first pro win with a 28-save effort in Greenville's 6-5 shootout victory at Orlando (10/28) • Made 16 saves in his professional debut in a 3-1 loss at Trenton (10/12)… **2011-12:** Set career bests in all goaltending categories, including games played (57), minutes played (3,340), saves (1,483), goals against average (2.50) and save percentage (.914) • Ranked third and fifth among league goaltenders in goals against average and save percentage, respectively • Set a new franchise record for the most wins by a goaltender with 85 career victories, surpassing the mark of 82 that was previously held by Taylor Dakers from 2003 to 2007… **2010-11:** Led the Kootenay Ice to the WHL Championship and a berth in the Memorial Cup • Was named WHL Playoffs Most Valuable Player • Led all WHL goaltenders in postseason wins, shutouts, GAA and saves • Set a franchise record for the most shutouts (3) during one postseason • Named the Kootenay Ice Scholastic Player of the Year for the second straight season… **2009-10:** Went 10-10-0 with a 3.09 goals against average and a .896 save percentage in 26 games with Kootenay of the WHL • Named the Kootenay Ice Scholastic Player of the Year • Also appeared in three playoff games for the Ice, making his WHL postseason debut on 3/24 and stopping all six shots he faced in 26 minutes of relief action… **2008-09:** Named to Team Cherry for the Home Hardware Top Prospects Game • Made 18 saves in a win over Prince Albert to record his first career WHL shutout (10/17)… **2007-08:** Recorded his first WHL win in Kootenay's 8-3 victory over Prince Albert (1/25)… International Competition: Represented Team Canada as the starting goaltender at the 2008 U-18 Ivan Hlinka tournament in Slovakia, helping his country to a gold medal • Was part of Team Pacific at the 2007 U-17 championship in London, Ontario.

Career Statistics

			Regular Season								*Playoffs*							
Season	**Team**	**League**	**GP**	**W**	**L**	**OT**	**GA**	**SO**	**GAA**	**SV%**	**MIN**	**GP**	**W**	**L**	**GA**	**SO**	**GAA**	**SV%**	**MIN**
2007-08	Westside	BCHL	13	9	2	0	23	0	1.94	--	710	3	0	2	10	0	4.32	--	139
	Kootenay	WHL	3	1	1	0	10	0	3.26	.910	184	--	--	--	--	--	--	--	--
2008-09	Kootenay	WHL	37	14	12	2	94	3	2.94	.885	1915	--	--	--	--	--	--	--	--
2009-10	Kootenay	WHL	26	10	10	0	64	0	3.09	.896	1244	3	0	1	4	0	1.92	.892	125
2010-11	Kootenay	WHL	55	33	16	4	144	3	2.79	.903	3098	19	16	3	44	3	2.24	.923	1178
2011-12	Kootenay	WHL	57	27	20	8	139	3	2.50	.914	3340	4	0	4	14	0	3.53	.896	238
2012-13	Rochester	AHL	4	1	2	0	9	1	2.65	.919	204	--	--	--	--	--	--	--	--
	Greenville	ECHL	27	14	10	2	78	1	2.93	.903	1598	--	--	--	--	--	--	--	--

Matt MacKENZIE *Defense*



Born: October 15, 1991, New Westminster, British Columbia
Height: 6'1" **Weight:** 188 **Shoots:** Right
Last Amateur Club: Tri-City (WHL)
How Acquired: Selected by Buffalo in the third round (83rd overall) of the 2010 NHL Entry Draft.

Season Stats

2012-13: Notched four assists and racked up a career-high 66 PIM in 30 AHL games with Rochester • Scored one goal in two outings with the Greenville Road Warriors (ECHL) • Missed four games (3/23-3/29) with an injury; returned to the lineup at Hamilton (3/30) • Missed 14 games (11/28-12/29) with an injury; returned to the lineup at Abbotsford (2/5) • Scored his first goal as a Road Warrior at Reading (11/23) • Appeared in two postseason contests with the Amerks, registering one assist • Made his professional playoff debut in Game 2 of the Western Conference Quarterfinals at Toronto (4/28)… **2011-12:** Split his first professional season between Rochester and the Gwinnett Gladiators of the ECHL • Was sidelined for 39 games (12/4-2/25; 4/7-4/14) with an injury • Made his ECHL debut for Gwinnett against South Carolina (2/29) • Recorded the first two points of his professional career as part of a two-point (0+2) game against Albany (11/25) • Made his AHL debut vs. Syracuse (10/18)… **2010-11:** Split final junior season between Calgary and Tri-City of the Western Hockey League • Totaled 38 points and scored a career-high seven goals, including five on the power play • Appeared in 73 combined regular season appearances and racked up 86 PIM, both career-highs • Finished the campaign second among Tri-City defensemen in overall scoring… **2009-10:** Posted his best season of junior hockey, setting career highs in assists (34), points (40) and plus/minus (plus-16) in 64 games for the Calgary Hitmen • Placed second among Calgary blueliners during the 2010 postseason with 16 points (6+10) after appearing in all 23 playoff games… **2008-09:** Scored two of his three goals scored in special teams situations; one shorthanded and the other on a power-play… **2007-08:** Finished rookie campaign with the Hitmen with eight points (2+6) • His plus-15 rating was the best among first-year defensemen.

Career Statistics

			Regular Season											*Playoffs*				
Season	**Team**	**League**	**GP**	**G**	**A**	**P**	**+/-**	**PIM**	**PP**	**SH**	**GW**	**S**	**S%**	**GP**	**G**	**A**	**P**	**PIM**
2006-07	Vancouver	BCMML	40	5	11	16	--	64	--	--	--	--	--	--	--	--	--	--
2007-08	Calgary	WHL	39	2	6	8	15	8	0	0	--	--	--	6	1	2	3	2
2008-09	Calgary	WHL	49	3	9	12	11	24	1	1	--	--	--	16	0	2	2	4
2009-10	Calgary	WHL	64	6	34	40	16	62	5	0	--	--	--	23	6	10	16	31
2010-11	Calgary	WHL	40	2	21	23	-13	50	1	0	--	--	--	--	--	--	--	--
	Tri-City	WHL	33	5	10	15	4	36	4	0	--	--	--	10	1	4	5	6
2011-12	Gwinnett	ECHL	5	0	2	2	-4	11	0	0	0	16	0.0	--	--	--	--	--
	Rochester	AHL	20	0	4	4	-1	16	0	0	0	16	0.0	--	--	--	--	--
2012-13	Rochester	AHL	30	0	4	4	-1	66	0	0	0	29	0.0	2	0	1	1	2
	Greenville	ECHL	2	1	0	1	-3	2	1	0	0	5	20.0	--	--	--	--	--

Andrey MAKAROV *Goaltender*



Born: April 20, 1993, Kazan, Russia
Height: 6'1" **Weight:** 178 **Catches:** Left
Last Amateur Club: Saskatoon (WHL)
How Acquired: Signed by Buffalo as a free agent, September 14, 2012.

Season Stats

2012-13: PPosted his best season in junior hockey, capturing career-highs in games played (61), minutes (3,487), shutouts (7), wins (37), saves (1,723), goals-against average (.262) and save percentage (.919) • Played in 61 of Saskatoon's 72 regular-season games, ranking fourth among league backstops in games played • Tied for first in the WHL in wins and shutouts while ranking third in saves and fifth in minutes • Finished the campaign ranked fifth and ninth among WHL goaltenders in save percentage and goals-against average, respectively • Named the Blades' MVP for the second straight season • Registered a season-long 18-game winning streak, including three shutouts (1/27-3/1); boasted a 1.54 goals-against average and a .952 save percentage during that span • Logged back-to-back shutouts vs. Regina (12/8-12/9) • Posted a 0-4 record with a 3.66 goals-against average and a .897 save percentage in four WHL playoff appearances for Saskatoon • Appeared in four Memorial Cup games as a member of host Saskatoon • Received the Hap Emms Memorial Trophy as the tournament's top netminder after going 1-3 with a 4.09 goals-against average and a .889 save percentage • Took home a silver medal with Team Russia at the 2013 U-20 World Junior Championship in Ufa, Russia… **2011-12:** Went 29-21-2 with a 3.01 goals against average and a .913 save percentage in 54 games in his first season with Saskatoon, earning team MVP honors • Ranked seventh in the league in save percenage • Recorded second shutout of the season with a 34-save performance at Prince Albert (3/7) • Picked up his first-career shutout with 38 saves vs. Kootenay (2/24) • Had a seven-game winning streak from 11/8-11/22 • Opened the season on a six-game win streak from 9/24-10/15 • Earned his first win in his WHL debut at Prince Albert (9/24) • Posted a 0-4 record in four WHL playoff games • Made his WHL playoff debut in Game 1 of Saskatoon's first-round series against Medicine Hat (3/23) • Won a silver medal with Russia at the 2012 U-20 World Junior Championship; earned the start in the gold medal game against Sweden, stopping 57 of 58 shots in the 1-0 overtime loss … **2010-11:** Spent his first season in North America with the QMJHL's Lewiston MAINEiacs, going 11-12-2 with a 3.37 goals-against average and a .890 save percentage in 27 games • Compiled a four-game winning streak from 1/16-2/5 • Earned his first-career win and shutout with a 22-save win at Rimouski (10/1) • Made 30 saves in his QMJHL debut vs. Rimouski (9/11) • Went 0-1 with 51 saves and a 3.40 goals-against average and a .895 save percentage in two postseason appearances with Lewiston • Made his QMJHL playoff debut in Game 1 of Lewiston's first-round series against Saint John (4/23).

Career Statistics

			Regular Season									*Playoffs*							
Season	**Team**	**League**	**GP**	**W**	**L**	**OT**	**GA**	**SO**	**GAA**	**SV%**	**MIN**	**GP**	**W**	**L**	**GA**	**SO**	**GAA**	**SV%**	**MIN**
2010-11	Lewiston	QMJHL	27	11	12	2	78	2	3.37	.890	1390	3	0	1	6	0	3.40	.895	106
2011-12	Saskatoon	WHL	54	29	21	2	156	2	3.01	.913	1640	4	0	4	17	0	4.10	.872	249
	Russia	WJC	3	2	0	1	--	--	0.88	.979	--	--	--	--	--	--	--	--	--
2012-13	Saskatoon	WHL	61	37	17	5	152	7	2.62	.919	1723	4	0	4	12	0	3.66	.897	196
	Russia	WJC	3	2	1	0	9	0	2.99	.933	181	--	--	--	--	--	--	--	--

Brayden McNABB *Defense*



Born: January 21, 1991, Saskatoon, Saskatchewan
Height: 6'4" **Weight:** 208 **Shoots:** Left
Last Amateur Club: Kootenay (WHL)
How Acquired: Selected by Buffalo in the third round (66th overall) of the 2009 NHL Entry Draft.

Season Stats

2012-13: Completed his second in Rochester earning career-highs in all offensive categories, including goals (5), assists (31), points (36) and penalty minutes (50) while appearing in 62 games • Led all Amerks defensemen and ranked 13th in scoring among AHL blueliners • His 31 assists were the seventh-most among league defensemen • Ranked fifth overall on the team in points • Suffered a season-ending knee injury at Houston (3/23) • Skated in his 100th AHL game at Binghamton (3/9) • Had a three-game point streak (1+6) from 3/2-3/8 • Picked up three assists at Lake Erie (3/3); collected his second straight three-point game (1+2) against Abbotsford (3/8) • Had a four-game assist streak (0+7) from 1/21-2/02 • Notched three assists in a 5-1 win over Toronto (2/1) • Registered an assist in the 2013 AHL All-Star Game, guiding the Western Conference All-Stars to a 7-6 win at the 2013 AHL All-Star Classic • Won the Hardest Shot event with a blast of 101.8 MPH at the 2013 AHL All-Star Skills Competition • Skated in his 100th professional game against Binghamton (12/29) • Had a five-game assist streak (0+6) from 10/19-10/27… **2011-12:** Earned three NHL recalls to Buffalo, where he recorded eight points on one goal and seven assists in 25 games • Games missed due to injury: eight – upper body (1/14-2/1) • Healthy scratch at TBL (3/19) and at FLA (3/17) • Recorded two assists in 25:19 TOI at BOS (4/7) • First career multi-point game with two assists (0+2) vs. EDM (1/3) • Scored first career NHL goal vs. WSH (12/26) • Led Sabres with six hits in his NHL debut vs. WSH (11/26) • Completed his first AHL season collecting 30 points (5+25) in 45 games with Rochester to finish second among team defensemen in scoring • Led all Amerks blueliners with a plus-15 rating • Had a four-game point streak (2+3) from 2/25-3/4 • Had three consecutive multi-point games (0+7) from 2/4-2/10 • Named to the 2012 AHL All-Star Classic in Atlantic City, NJ, serving as Rochester's lone representative • Made his professional debut at Hamilton (10/8)… **2010-11:** Finished the regular season tied for third among WHL defensemen in goals (21), tied for second in assists (51) and ranked third in points (72) despite playing in only 59 games • Named to WHL East First All-Star Team for second consecutive year • Tied for second among all WHL skaters in postseason scoring (3+24), including a 12-game point streak (4/3-5/10) that included 21 points (2+19) • Led all CHL defenseman in postseason scoring with 27 points; tallied more assists (24) than any other CHL defenseman had points… **2009-10:** Ranked in the top ten among WHL defensemen with 17 goals (T-5th), 41 assists (8th) and 57 points (6th) • Named to WHL East First All-Star Team.

Career Statistics

			Regular Season											*Playoffs*				
Season	**Team**	**League**	**GP**	**G**	**A**	**P**	**+/-**	**PIM**	**PP**	**SH**	**GW**	**S**	**S%**	**GP**	**G**	**A**	**P**	**PIM**
2006-07	Notre Dame	SMHL	41	5	13	18	--	72	--	--	--	--	--	--	--	--	--	--
	Kootenay	WHL	3	0	0	0	-1	0	0	0	0	--	--	--	--	--	--	--
2007-08	Kootenay	WHL	65	2	9	11	12	63	0	0	0	--	--	10	0	1	1	10
2008-09	Kootenay	WHL	67	10	26	36	-4	140	4	2	2	--	--	4	0	5	5	2
2009-10	Kootenay	WHL	64	17	40	57	-5	121	11	0	2	--	--	6	0	4	4	18
2010-11	Kootenay	WHL	59	22	50	72	25	95	7	0	1	--	--	19	3	24	27	37
2011-12	Rochester	AHL	45	5	25	30	15	31	1	0	1	68	7.4	3	0	1	1	0
	Buffalo	NHL	25	1	7	8	-1	15	1	0	0	23	4.3	--	--	--	--	--
2012-13	Rochester	AHL	62	5	31	36	-1	50	4	0	1	111	4.5	--	--	--	--	--
	NHL Totals		**25**	**1**	**7**	**8**	**-1**	**15**	**1**	**0**	**0**	**23**	**4.3**	**--**	**--**	**--**	**--**	**--**
	Buffalo Totals		**25**	**1**	**7**	**8**	**-1**	**15**	**1**	**0**	**0**	**23**	**4.3**	**--**	**--**	**--**	**--**	**--**

Jonathan PARKER *Right Wing*



Born: September 25, 1991, Solana Beach, California
Height: 5'9" **Weight:** 194 **Shoots:** Right
Last Amateur Club: Prince Albert (WHL)
How Acquired: Signed by Buffalo as a free agent, October 6, 2011.

Season Stats

2012-13: Played in 28 games with the Amerks, scoring three goals and adding two assists • Assessed a two-game suspension by the AHL on 3/26 as a result of an incident that occurred in a game at San Antonio (3/24) • Assisted on a pair of goals and was plus-2 at Abbotsford (2/5) • Scored his first two goals of the season and finished plus-2 at Toronto (12/8) • **2011-12:** Split his first professional season between the Rochester Americans (AHL) and Gwinnett Gladiators (ECHL) • Posted a four-game point streak (1+5) from 3/4-3/11 • Had a three-point game (0+3) against Trenton (3/4) • Tabbed his first career multi-goal game with a pair of tallies at Cincinnati (2/22) • Made his ECHL debut for the Gladiators at Chicago (2/17), picking up an assist • Missed two games (11/25-11/26) with an injury • Assessed a one-game suspension by the AHL for his actions in a game against Grand Rapids on (10/16) • Registered the first multi-point game of his career with a three-point (1+2) outing vs. Grand Rapids (10/16) • Scored his first professional goal in his AHL debut at Hamilton (10/8)… **2010-11:** Led the WHL's Prince Albert Raiders in scoring with 86 points (45+41) in 71 games • Ranked first on the team in goals and third in assists • Tied for fifth in goals and ranked 13th in points among WHL skaters • Established career-highs in every offensive category, shattering his previous highs of 17 goals and 39 points set in 2008-09 • Recorded three hat tricks, including a four-goal game at Calgary (1/30)… **2009-10:** Split the season between Seattle and Prince Albert • Registered 13 goals and 13 assists in 40 games with Seattle • In 29 games with Prince Albert, collected two goals and two assists… **2008-09:** In his first WHL season, collected 39 points (17+22) • Tied for 12th in scoring among WHL rookies.

Career Statistics

			Regular Season											*Playoffs*				
Season	**Team**	**League**	**GP**	**G**	**A**	**P**	**+/-**	**PIM**	**PP**	**SH**	**GW**	**S**	**S%**	**GP**	**G**	**A**	**P**	**PIM**
2008-09	Seattle	WHL	65	17	22	39	--	55	--	--	--	--	--	5	0	0	0	0
2009-10	Seattle	WHL	40	13	13	26	--	16	--	--	--	--	--	--	--	--	--	--
	Prince Albert	WHL	29	2	2	4	--	24	--	--	--	--	--	--	--	--	--	--
2010-11	Prince Albert	WHL	71	45	41	86	--	45	--	--	--	--	--	6	0	3	3	4
2011-12	Gwinnett	ECHL	19	4	7	11	-5	10	1	0	--	--	--	--	--	--	--	--
	Rochester	AHL	37	3	3	6	-14	6	1	0	1	36	8.3	--	--	--	--	--
2012-13	Rochester	AHL	28	3	2	5	1	11	0	0	0	21	14.3	--	--	--	--	--

Chad RUHWEDEL *Defense*



Born: May 7, 1990, San Diego, California
Height: 5'11" **Weight:** 181 **Shoots:** Right
Last Amateur Club: University of Massachusetts-Lowell (NCAA-Hockey East)
How Acquired: Signed by Buffalo as a free agent, April 13, 2013.

Season Stats

2012-13: Logged a career-high 16:59 TOI vs. NYR (4/19) • Made his professional debut vs. PHI (4/13), logging 13:00 TOI and contributing one shot on goal • Recorded 23 points (7+16) and 20 penalty minutes in 41 games for University of Massachusetts-Lowell • Received First-team All-America honors, was named the 2013 Bob Monahan Defenseman of the Year by the New England Hockey Writers Association and earned 2013 Hockey East All-Conference First Team honors • NEHWA Division I All-Star • Named to the NCAA Northeast Regional All-Tournament Team and the 2013 College Hockey News All-Star Team • Earned Hockey East All-Tournament Team honors and was named Hockey East Defensive Player of the Week for period ending Mar. 26 • Named alternate captain prior to the season… **2011-12:** Scored a career-high 25 points on six goals and 19 assists, also a career-high... Led all UML defensemen in points, goals and assists • Tallied three points (1+2) at Boston University (2/18) • Posted three points (1+2) against Massachusetts (11/19) • Tallied five multi-point games • Named a Hockey East Honorable Mention All-Star… **2010-11:** Enjoyed a breakout rookie campaign with the River Hawks • Appeared in 32 games, recording 15 points (2+13) • Led all UML freshmen and defensemen in scoring and placed fifth overall on the team in points • Named Hockey East's Rookie of the Week for period ending 10/ 25 • Named to the HE All-Academic Team • Also placed on the HE Academic All-Star Team for possessing one of the two highest GPAs among conference defensemen... Collected four multi-point games • Recorded three points (1+2) against Providence (10/22) • Tallied three assists, his first career points, at RIT (10/16)… **2009-10:** Led all defensemen in scoring, earning USHL All-Star honors • Served as team captain for the second straight season… **2008-09:** Recorded 11 assists in 55 games during his rookie campaign with the Stampede • Named team captain prior to the start of the season.

Career Statistics

			Regular Season											*Playoffs*					
Season	**Team**	**League**	**GP**	**G**	**A**	**P**	**+/-**	**PIM**	**PP**	**SH**	**GW**	**S**	**S%**	**GP**	**G**	**A**	**P**	**PIM**
2008-09	Sioux Falls	USHL	55	0	11	11	13	30	--	--	--	--	--	4	0	1	1	4
2009-10	Sioux Falls	USHL	58	5	17	22	20	55	--	--	--	--	--	3	0	1	1	2
2010-11	UMass-Lowell	H-East	32	2	13	15	--	10	--	--	--	--	--	--	--	--	--	--
2011-12	UMass-Lowell	H-East	37	6	19	25	--	26	--	--	--	--	--	--	--	--	--	--
2012-13	UMass-Lowell	H-East	41	7	16	23	--	20	--	--	--	--	--	--	--	--	--	--
	Buffalo	NHL	7	0	0	0	0	0	0	0	0	8	0.0	--	--	--	--	--
	NHL Totals		**7**	**0**	**0**	**0**	**0**	**0**	**0**	**0**	**0**	**8**	**0.0**	**--**	**--**	**--**	**--**	**--**
	Buffalo Totals		**7**	**0**	**0**	**0**	**0**	**0**	**0**	**0**	**0**	**8**	**0.0**	**--**	**--**	**--**	**--**	**--**

Tim SCHALLER *Left Wing*



Born: November 16, 1990, Merrimack, New Hampshire
Height: 6'2" **Weight:** 206 **Shoots:** Left
Last Amateur Club: Providence College (NCAA-Hockey East)
How Acquired: Signed by Buffalo as a free agent, April 2, 2013.

Season Stats

2012-13: Completed his senior year at Providence College (H-East) and served as an assistant captain with the Friars • Scored eight goals and added 15 assists for a career-high 23 points while appearing in all 38 games • His 15 assists led the team, while his 23 points tied for the second most ... Recorded a career-best five-point game (1+4) against Northeastern (2/22) • Scored two power-play goals and added an overtime game-winning tally at Merrimack (11/30) • Had five multi-point games on the season • Named Hockey East Defensive Forward of the Year and was the recipient of the New England Writers Association Frank Jones Award as the best Defensive Forward of the Year • Tabbed the HE Player of the Week for period ending 12/24 and was a four-time winner of the HE Weekly Top Performer (10/29, 11/19, 12/3, 2/25, 3/18) • Totaled 68 points (29+39) and 161 PIM in 131 career games at Providence… **2011-12:** Took part in the 2012 Calgary Flames Development Camp • Played in 26 games as an assistant captain and battled through a series of injuries • Was one of 21 finalists for the Walter Brown Award, presented annually to the best American-born college hockey player in New England • Named Hockey East Player of the Week twice (11/7, 2/13) • Earned INCH National Player of the Week honors (11/8) • Named Hockey East Player of the Month for November • Led the team with a career-high 14 goals and finished fourth with 21 points, helping the Friars advance to the Hockey East semifinals • Also led the team with six power-play goals • Notched his first career hat trick with two power play goals and a shorthanded tally in a win over Vermont (11/4)… **2010-11:** Ranked second on the team in assists and fourth in points • Scored his first career shorthanded goal at Alabama-Huntsville (11/13) • Participated in the NHL prospect camp for the Chicago Blackhawks in the summer of 2011… **2009-10:** Played in 33 of 34 games as a freshman • Recorded points in back-to-back games vs. Northeastern (11/20-11/21) • Scored first-career goal at Northeastern (11/20) • Shared the Rev. Herman Schneider Most Valuable Freshman Award… **2008-09:** Tallied 16 goals and 24 assists for 40 points in 47 appearances with the New England Jr. Huskies (EJHL) • Finished second on the team in assists and ranked third in scoring while serving as team captain… **2007-08:** Led all New England rookies in scoring and placed fourth overall with 33 points (8+25) in 44 outings for the Huskies… **2006-07:** Appeared in one game with the EJHL's New England Jr. Huskies.

Career Statistics

			Regular Season											*Playoffs*					
Season	**Team**	**League**	**GP**	**G**	**A**	**P**	**+/-**	**PIM**	**PP**	**SH**	**GW**	**S**	**S%**	**GP**	**G**	**A**	**P**	**PIM**
2006-07	New England	EJHL	1	0	0	0	--	0	--	--	--	--	--	--	--	--	--	--
2007-08	New England	EJHL	44	8	25	33	--	29	--	--	--	--	--	--	--	--	--	--
2008-09	New England	EJHL	46	16	23	39	--	54	--	--	--	--	--	--	--	--	--	--
2009-10	Providence	H-East	33	2	3	5	--	40	--	--	--	--	--	--	--	--	--	--
2010-11	Providence	H-East	34	5	14	19	--	36	--	--	--	--	--	--	--	--	--	--
2011-12	Providence	H-East	26	14	7	21	--	24	--	--	--	--	--	--	--	--	--	--
2012-13	Providence	H-East	38	8	15	23	--	61	--	--	--	--	--	--	--	--	--	--

Kevin SUNDHER *Center*



Born: January 18, 1992, Surrey, British Columbia
Height: 6'0" **Weight:** 179 **Shoots:** Left
Last Amateur Club: Brandon (WHL)
How Acquired: Selected by Buffalo in the third round (75th overall) of the 2010 NHL Entry Draft.

Season Stats

2012-13: Completed an injury-riddled rookie campaign by scoring 13 points (4+9) in 38 games with the Amerks • Missed the last 25 games (2/27-4/21) of the season with an injury • Had a five-game point streak (3+2) from 1/18-2/2 • Netted the game-winner in a 5-3 win at Syracuse (2/2) • Scored his first professional goal against Binghamton (12/21) • Recorded his first professional multi-point game with a pair of assists at Lake Erie (12/13) • Missed four games (11/23-12/1) with an injury; returned to the lineup against Adirondack (12/7) • Registered his first professional point with an assist at Syracuse (11/10) • Skated 7:23 in his professional debut against Binghamton (10/16)… **2011-12:** Totaled 75 points (26+49), including a career-best 26 goals, in 58 combined WHL appearances with the Victoria Royals and Brandon Wheat Kings • Finished the campaign ranked third in assists, tied for fourth in goals and ranked fourth in overall scoring among Brandon skaters • Collected 26 of his 49 assists on the power play, ranking him 12th among WHL skaters… **2010-11:** Completed fourth season with the Chilliwack Bruins (WHL) with career-highs in assists (52) and points (76) • Finished tied for the team lead in assists and third in points • Scored a team-best two shorthanded goals and five on the power play • Registered an 11-game point-scoring streak (3+16) from 2/5-3/2 • Tallied a career-high four points (2+2) on 11/26 • Recorded a career-high 22 multi-point contests over the course of the season, including five straight from 10/29-11/5 • Collected a team-high seven points (3+4) in five playoff contests… **2009-10:** Finished second on the team in goals (25), power play goals (9), assists (36) and points (61) in a career-high 72 games for Chilliwack • Tallied points in 10 straight games from 10/10-10/31 • Finished with a career-high 101 penalty minutes and plus-9 rating • Added five points (3+2) in six postseason games, tying for second-most on the club… **2008-09:** Led all Bruins rookies with 39 points (19+20) in 67 games and was the 12th-most productive rookie in the league • Finished second overall on the team in scoring, including seven power play goals… 2007-08: Appeared in six games for Chilliwack, recording one assist.

Career Statistics

			Regular Season											*Playoffs*				
Season	**Team**	**League**	**GP**	**G**	**A**	**P**	**+/-**	**PIM**	**PP**	**SH**	**GW**	**S**	**S%**	**GP**	**G**	**A**	**P**	**PIM**
2007-08	Valley West	BCMML	40	20	34	54	--	86	--	--	--	--	--	--	--	--	--	--
	Chilliwack	WHL	6	0	1	1	2	2	0	0	--	--	--	--	--	--	--	--
2008-09	Chilliwack	WHL	67	19	20	39	-22	68	7	0	--	--	--	--	--	--	--	--
2009-10	Chilliwack	WHL	72	25	36	61	9	101	9	0	--	--	--	6	3	2	5	4
2010-11	Chilliwack	WHL	70	24	52	76	-11	93	5	2	--	--	--	5	3	4	7	6
2011-12	Victoria	WHL	40	22	42	64	-3	51	6	1	--	--	--	--	--	--	--	--
	Brandon	WHL	18	4	7	11	-12	12	0	0	--	--	--	9	1	2	3	9
2012-13	Rochester	AHL	38	4	9	13	-4	26	0	0	1	26	15.4	--	--	--	--	--

Shawn SZYDLOWSKI *Center*



Born: August 5, 1990, St. Clair Shores, Michigan
Height: 6'0" **Weight:** 198 **Shoots:** Right
Last Amateur Club: Erie (OHL)
How Acquired: Signed by Buffalo as a free agent, April 8, 2011.

Season Stats

2012-13: Registered 26 points (10+16) and 41 PIM in 45 regular-season games with the Forth Worth Brahmas (CHL), ranking 10th on the team in scoring • Missed four games (3/23-3/29) with an injury • Appeared in his 100th professional game at Arizona (2/13) • Had a four-game point streak (4+5) from 1/25-2/01, including back-to-back three-point outings (1+2) and a goal in each game during the stretch • Scored his first goal as a member of the Brahmas as part of a two-point game (1+1) against Allen (10/27) • Made his CHL debut against Allen (10/26) • Added six points (2+4) in seven CHL Playoff appearances, leading all Brahmas skaters in assists and points • Recorded an assist in his professional playoff debut in Game 3 of Fort Worth's first-round series against Quad City (4/3) • **2011-12:** Played the majority of his rookie season in Rochester, recording eight assists and 21 PIM in 53 games with the Amerks; appeared in six games with the Gwinnett Gladiators (ECHL), scoring one goal and adding two assists • Scored his first professional goal in his first career multi-point game (1+1) at Kalamazoo (2/18) • Missed three games (2/8-2/11) with an injury • Scored the game-winning goal in the fourth round of the shootout at Grand Rapids (1/21) • Missed five games (12/2-12/10) with an illness • Recorded his first professional point with an assist against Grand Rapids (10/16)… **2010-11:** Made professional debut with the Pirates at Providence (4/8) • Was a point-per-game player in the 2011 Playoffs, collecting seven points (2+5) in as many games • Had a breakout year with Erie (OHL), capturing career-highs in all offensive categories in goals (41), assists (37), points (78) and games played (66) to finish third on the team in scoring • His 41 goals were the ninth most in the league, 11 of which came on the power-play; four were shorthanded, a team-best for the second straight season • Averaged 1.18 points per game and had a plus-19 rating • Had the OHL's eighth best shootout percentage with a .667 rate (2-for-3) • Recorded 25 points (13+12) during an OHL career-best 14-game point streak (12/31-2/16) • Appeared in 200th career OHL game at Kitchener on 10/11 • Participated in the Ottawa Senators Training Camp… **2009-10:** Posted his second consecutive 20-goal season en route to finishing the campaign sixth on the team with 48 points (21+27) in 65 games with the Otters • Nine of his 21 goals were on special teams, including five on the power play and a team-high four shorthanded markers, which were the second most among OHL skaters • Had the OHL's fifth best shootout percentage with a .667 efficiency rate (2-for-3) • Racked up a career-high 90 PIM • Had a career-best 11-game point streak (8+9) end vs. Kitchener (2/28) • Collected his 100th OHL point with a goal at Brampton (2/4) • Contributed five points (1+4) in five postseason appearances • … **2008-09:** Was Erie's fifth most productive forward in the regular season after recording 46 points (23+23) in 61 outings • His six power play goals were the second most on the team • Netted his second career hat trick vs. Oshawa (1/30) • Played his 100th career game vs. Kitchener (1/30) • Registered his first career hat trick vs. Barrie (11/5) • Scored three goals in five OHL postseason games… **2007-08:** Had a productive rookie season, finishing second among Erie's first-year players with 25 points (6+19) in 66 games with the Otters • Scored his first career OHL goal at Owen Sound (10/27) • Registered his first career OHL assist at Owen Sound (10/26) • Made his Otters/OHL debut at Windsor (9/21)… **International Competition:** Represented the United States at the 2007 Ivan Hlinka Memorial Tournament held in August in Slovakia and the Czech Republic.

Shawn SZYDLOWSKI *Center*

Career Statistics

			Regular Season											Playoffs				
Season	**Team**	**League**	**GP**	**G**	**A**	**P**	**+/-**	**PIM**	**PP**	**SH**	**GW**	**S**	**S%**	**GP**	**G**	**A**	**P**	**PIM**
2007-08	Erie	OHL	66	9	16	25	-21	57	--	--	--	--	--	--	--	--	--	--
2008-09	Erie	OHL	61	23	23	46	-11	80	--	--	--	--	--	5	3	0	3	14
2009-10	Erie	OHL	65	21	27	48	-14	90	--	--	--	--	--	4	1	4	5	2
2010-11	Erie	OHL	66	41	37	78	19	79	11	4	--	--	--	7	2	5	7	14
	Portland	AHL	2	0	0	0	-1	0	0	0	0	3	0.0	--	--	--	--	--
2011-12	Rochester	AHL	53	0	8	8	-7	21	0	0	0	41	0.0	--	--	--	--	--
	Gwinnett	ECHL	6	1	2	3	0	0	0	0	--	--	--	--	--	--	--	--
2012-13	Rochester	AHL	7	0	0	0	-3	4	0	0	0	5	0.0	--	--	--	--	--
	Fort Worth	CHL	45	10	16	26	-14	41	--	--	--	--	--	7	2	4	6	12

Jamie TARDIF *Right Wing*



Born: January 23, 1985, Welland, Ontario
Height: 6'0" **Weight:** 199 **Shoots:** Right
Last Amateur Club: Peterborough (OHL)
How Acquired: Signed by Buffalo as a free agent, August 5, 2013.

Season Stats

2012-13: Appeared in two NHL contests with the Boston Bruins, recording one shot on goal while averaging 4:55 of ice time per game • Made his NHL debut against TOR (2/2), earning 5:03 of ice over eight shifts • Completed his second season with the Providence Bruins (AHL), serving as an alternate captain • Scored a team- and career-high 30 goals and ranked fourth on the team with 45 points in 62 games • Tied for fifth in the AHL in goals • Finished first on the team and fourth in the league with 13 power play goals • Represented the host Providence Bruins at the 2013 AHL All-Star Classic • Notched an assist and tallied five shots in the 2013 AHL All-Star Game • Recorded a season-best seven-game goal-scoring streak (1/25-2/16), scoring eight goals over that span; marked the AHL's second-longest goal-scoring streak in 2012-13 • Also chipped in three assists during the impressive stretch • Had a five-game point streak (6+2) from 12/7-12/15, including a hat trick against Springfield (12/14) • Began the campaign with a three-game point streak (1+2) from 10/12-10/19 • Ranked third among Providence skaters in postseason scoring with 11 points on seven goals and four assists in 12 playoff appearances… **2011-12:** Tied for second among Providence skaters with seven power play goals • Collected five points (3+2) over three games from 2/12-2/18, including a season-high three-point outing (2+1) against Hershey (2/17) • Had a three-game goal-scoring streak (4+0) from 11/18-11/20… **2010-11:** Appeared in 77 games in his fifth season with Grand Rapids, setting career-highs in assists (27) and points (54) • Scored a team-high 27 goals, including 10 on the power play, and tied for third in points • Named Griffins team captain for the second straight season • Finished tied for 17th in the AHL goal-scoring race and ranked ninth with three shorthanded tallies • Led Grand Rapids skaters and ranked ninth among AHL leaders with 230 shots on goal • Collected 13 multi-point games, including two three-point outings • Tallied 10 points (4+6) through two separate three-game point streaks during a seven-game span (2/19-3/5) • Missed three games (1/21-1/26) with an injury • Had a four-game point streak (2+4) from 12/11-12/17 • Tied his career-high with three points (2+1) at Chicago (11/27) • Posted a three-game goal-scoring streak (4+0) from 10/29-11/5 • Finished his career in Grand Rapids ranked fourth in games played (316), fourth in goals (78), eighth in points (154), seventh in power play goals (22), fifth in shorthanded goals (5) and fourth in shots (832) on the franchise's all-time lists… **2009-10:** Spent his first season as the Griffins' captain • Matched his AHL career-highs for assists and penalty minutes... Appeared in his 200th AHL game (12/31) • Netted his second hat trick as a Griffin vs. Abbotsford (10/25)… **2008-09:** Missed the final 16 games of the regular season due to injury but returned for the start of the Calder Cup Playoffs • Scored just eight seconds into the Griffins' 3-1 win at Peoria (12/30), setting franchise records for the fastest goal to start both a game and a period • Added two goals and eight penalty minutes in 10 postseason contests… **2007-08:** His first full season with the Griffins • Appeared in all 80 games for Grand Rapids, setting a career high and tying for the team lead; became one of 17 players in franchise history to play in every regular season contest… **2006-07:** Became the third player in Griffins history to score three goals in one period by netting a natural hat trick during the second frame at Syracuse (3/3) • Made his professional debut with the Toledo Walleye (ECHL), recording 30 points on 10 goals and 20 assists in just 34 games • Played in the ECHL All-Star Game, scoring a goal for the American Conference in its 6-3 win • Appeared in two AHL playoff contests for Grand Rapids… **2005-06:** Captained Peterborough to OHL and East Division championships • Led the Petes with 40 goals and ranked second with 69 points, both OHL career highs • Also set a personal-high with 108 penalty minutes and tied another with 29 assists • During the playoffs, he tied for fourth on the team with six goals… **2004-05:** Led Peterborough with 37 goals and ranked third with 65 points • In the postseason, he placed second on the squad with eight goals and fifth with 11 points… **2003-04:** Ranked among the Petes' leaders with 25 goals (2nd), 28 assists (5th) and 53 points (2nd)… **2002-03:** Finished third on Peterborough with 31 goals and 60 points, while his personal-best 29 assists ranked fourth • Ranked among the team's playoff leaders with three goals (T-2nd), four assists (T-3rd) and seven points (3rd) • Won a gold medal with Team Canada

at the 2003 World U-18 Championship in Russia, tallying five points (1+4) in seven games… **2001-02:** Made his major junior debut for Peterborough • His 44 points (22+22) led all Petes rookies and ranked fifth overall on the club, while his 22 goals placed fourth.

Jamie TARDIF *Right Wing*

Career Statistics

			Regular Season											Playoffs				
Season	**Team**	**League**	**GP**	**G**	**A**	**P**	**+/-**	**PIM**	**PP**	**SH**	**GW**	**S**	**S%**	**GP**	**G**	**A**	**P**	**PIM**
2001-02	Peterborough	OHL	64	22	22	44	11	30	9	0	2	--	--	6	0	1	1	2
2002-03	Peterborough	OHL	68	31	29	60	3	32	16	1	--	--	--	7	3	4	7	0
	Canada	WJC	7	1	4	5	--	12	--	--	--	--	--	--	--	--	--	--
2003-04	Peterborough	OHL	64	25	28	53	-23	56	9	0	--	--	--	--	--	--	--	--
2004-05	Peterborough	OHL	66	37	28	65	0	84	18	0	--	--	--	14	8	3	11	14
2005-06	Peterborough	OHL	62	40	29	69	6	108	28	3	--	--	--	19	6	6	12	18
2006-07	Manitoba	AHL	1	0	0	0	0	0	0	0	0	0	0.0	--	--	--	--	--
	Iowa	AHL	2	0	0	0	0	0	0	0	0	0	0.0	--	--	--	--	--
	Grand Rapids	AHL	27	9	6	15	5	18	2	1	2	70	12.9	2	0	0	0	0
	Toledo	ECHL	34	10	20	30	-5	37	--	--	--	--	--	--	--	--	--	--
2007-08	Grand Rapids	AHL	80	17	17	34	-6	90	4	0	1	246	6.9	--	--	--	--	--
2008-09	Grand Rapids	AHL	55	9	9	18	-1	43	0	0	0	124	7.3	10	2	0	2	8
2009-10	Grand Rapids	AHL	77	16	17	33	-9	90	6	1	2	162	9.9	--	--	--	--	--
2010-11	Grand Rapids	AHL	77	27	27	54	-9	81	10	3	3	230	11.7	--	--	--	--	--
2011-12	Providence	AHL	57	15	15	30	-3	28	7	0	3	130	11.5	--	--	--	--	--
2012-13	Boston	NHL	2	0	0	0	0	0	0	0	0	1	0.0	--	--	--	--	--
	Providence	AHL	62	30	15	45	-5	48	13	0	3	184	16.3	12	7	4	11	10
	NHL Totals		**2**	**0**	**0**	**0**	**0**	**0**	**0**	**0**	**0**	**1**	**0.0**	**--**	**--**	**--**	**--**	**--**

Phil VARONE *Center*



Born: December 4, 1990, Vaughan, Ontario
Height: 5'10" **Weight:** 185 **Shoots:** Left
Last Amateur Club: Erie (OHL)
How Acquired: Signed by Buffalo as a free agent, March 19, 2012.

Season Stats

2012-13: Finished tied for sixth on the team in scoring with 35 points (11+24) in 62 games with the Amerks • Named the winner of the Fairand/O'Neill Sportsmanship Award as voted by the team's Off-Ice Officials • Scored four power-play goals and led the AHL with four shorthanded assists • Closed out the regular season with four points (2+2) in a two-game sweep of Hamilton (4/20-4/21) • Missed 11 games (3/23-4/14) with an injury; returned to the lineup against Toronto (4/19) • Had a three-game point streak (1+2) from 3/2-3/-8 • Scored the game-winning goal with 10 seconds left in overtime at Syracuse (3/2) • Collected a single-game career-best four points (2+2), including the game-winner, at Lake Erie (2/12) • Had a three-game point streak (1+3) from 1/18-1/25 • Registered two points (1+1) and finished plus-2 against Syracuse (1/18) • Skated in his 100th professional game against Binghamton (12/21) • Had a four-game point streak (1+3) from 12/11-12/19 • Missed two games (11/9-11/10) with an injury; returned to the lineup at Hamilton (11/14)… **2011-12:** Had a breakout rookie season with Rochester, leading the Amerks with 41 assists and 52 points while appearing in all 76 games • Was one of four AHL rookies to lead his team in scoring and ranked 10th overall among all first-year skaters • Finished the season tied for 12th in the league in assists (41), leading all AHL rookies • Was second among all Rochester skaters with a plus-17 rating • Led the Amerks with four shorthanded points (2+2) and finished second among AHL rookies in that category • Ranked second among league rookies with a .750 shootout percentage (3-for-4) • Tied for the team lead in postseason scoring with three points (2+1) • Recorded two points (1+1) in his pro playoff debut in Game 1 of the Western Conference Quarterfinals at Toronto (4/19) • Named the Amerks' Most Improved Player as voted by his teammates and was the recipient of the Scoring Champion Award • Scored his first pro goal at San Antonio (12/16) • Registered his first pro multi-point game (0+2) at Adirondack (12/10) • Recorded his first professional point (assist) against Grand Rapids (10/16) • Made his professional debut at Hamilton (10/8)… **2010-11:** Led the Erie Otters (OHL) in postseason scoring with a team-high 10 assists and 13 points • Recorded career-highs in goals (34), assists (48) and points (82) in 59 combined OHL games with London and Erie • Finished the regular season third on the team in scoring while averaging 1.39 points per game and earning a career-best plus-21 rating • Scored six of his 34 goals on the power play, also leading Erie with three shorthanded tallies • Named the Otters' Most Valuable Player at the Otters Summer Awards Banquet… **2009-10:** Was a point-per-game player for the London Knights (OHL), scoring 31 points in 31 games (9+22)… **2008-09:** Scored a team-high 10 goals and finished third among Knights skaters in postseason scoring with 19 points in 14 playoff appearances… **2007-08:** Finished fourth among London skaters and fifth among league rookies in overall scoring… **2006-07:** Scored his first career OHL goal vs. Erie (12/8) • Recorded his first OHL point (assist) at Erie (11/25) • Made his OHL debut vs. Windsor (10/6).

Career Statistics

			Regular Season											*Playoffs*				
Season	**Team**	**League**	**GP**	**G**	**A**	**P**	**+/-**	**PIM**	**PP**	**SH**	**GW**	**S**	**S%**	**GP**	**G**	**A**	**P**	**PIM**
2005-06	Vaughan M.M.	GTHL	49	34	29	63	--	--	--	--	--	--	--	--	--	--	--	--
	Vaughan Midgets	GTHL	4	6	1	7	--	2	2	1	--	--	--	--	--	--	--	--
2006-07	Kitchener	OJHL-B	20	10	11	21	--	21	--	--	--	--	--	--	--	--	--	--
	Kitchener	OHL	13	1	3	4	-2	2	0	0	--	--	--	--	--	--	--	--
2007-08	Kitchener	OHL	35	5	20	25	--	12	--	--	--	--	--	--	--	--	--	--
	London	OHL	31	10	26	36	--	14	--	--	--	--	--	5	1	1	2	7
2008-09	London	OHL	58	19	33	52	--	32	--	--	--	--	--	14	10	9	19	19
2009-10	London	OHL	31	9	22	31	--	17	--	--	--	--	--	--	--	--	--	--
2010-11	London	OHL	4	1	0	1	-1	2	0	0	--	--	--	--	--	--	--	--
	Erie	OHL	55	33	48	81	22	30	6	3	--	--	--	7	3	10	13	4
2011-12	Rochester	AHL	76	11	41	52	17	42	3	2	2	120	9.2	3	2	1	3	0
2012-13	Rochester	AHL	62	11	24	35	-3	42	4	1	2	101	10.9	3	0	0	0	2

Mark ADAMS *Selected in the fifth round (134th overall) in 2009*

Born: May 23, 1991in Boston, Massachusetts **Ht:** 6'3" **Wt:** 210 lbs.
DEFENSE

Career Statistics

			Regular Season					Playoffs				
Season	**Team**	**League**	**GP**	**G**	**A**	**P**	**PIM**	**GP**	**G**	**A**	**P**	**PIM**
2007-08	Malden Cath.	Mass. HS	23	4	13	17	--	--	--	--	--	--
2008-09	Malden Cath.	Mass. HS	23	6	23	29	--	--	--	--	--	--
	Bos. Jr. Bruins	EJHL	32	5	10	15	18	--	--	--	--	--
2009-10	Chicago	USHL	53	4	10	14	85	--	--	--	--	--
2010-11	Providence	Hockey East	33	0	3	3	22	--	--	--	--	--
2011-12	Providence	Hockey East	19	0	1	1	12	--	--	--	--	--
2012-13	Providence	Hockey East	7	0	0	0	6	--	--	--	--	--

Brady AUSTIN *Selected in the seventh round (193th overall) in 2012*

Born: June 16, 1993; Lindsay, Ontario **Ht:** 6'3" **Wt:** 234 lbs.
DEFENSE

Career Statistics

			Regular Season					Playoffs				
Season	**Team**	**League**	**GP**	**G**	**A**	**P**	**PIM**	**GP**	**G**	**A**	**P**	**PIM**
2009-10	Erie	OHL	64	5	10	15	24	4	0	0	0	0
2010-11	Erie	OHL	59	1	12	13	47	7	0	0	0	0
2011-12	Belleville	OHL	68	6	20	26	59	6	1	0	1	0
2012-13	Belleville	OHL	64	8	15	23	22	17	0	5	5	6

Justin BAILEY *Selected in the second round (52nd overall) in 2013*

Born: July 1, 1995; Buffalo, New York **Ht:** 6'3" **Wt:** 190 lbs.
RIGHT WING

Career Statistics

			Regular Season					Playoffs				
Season	**Team**	**League**	**GP**	**G**	**A**	**P**	**PIM**	**GP**	**G**	**A**	**P**	**PIM**
2011-12	Long Island	MJBHL	22	21	13	34	52	--	--	--	--	--
	Indiana	USHL	2	1	0	1	0	--	--	--	--	--
2012-13	Kitchener	OHL	57	17	19	36	34	10	1	2	3	4

Nicholas BAPTISTE *Selected in the third round (69th overall) in 2013*

Born: August 4, 1995; Ottawa, Ontario **Ht:** 6'0" **Wt:** 196 lbs.
RIGHT WING

Career Statistics

			Regular Season					Playoffs				
Season	**Team**	**League**	**GP**	**G**	**A**	**P**	**PIM**	**GP**	**G**	**A**	**P**	**PIM**
2011-12	Sudbury	OHL	64	8	19	27	42	4	0	0	0	2
2012-13	Sudbury	OHL	66	21	27	48	44	9	3	1	4	6

J.T. COMPHER *Selected in the second round (35th overall) in 2013*

Born: October 12, 1993; Northbrook, Illinois **Ht:** 5'10" **Wt:** 182 lbs.
LEFT WING

Career Statistics

			Regular Season					Playoffs				
Season	**Team**	**League**	**GP**	**G**	**A**	**P**	**PIM**	**GP**	**G**	**A**	**P**	**PIM**
2011-12	USA U-17	USHL	40	15	27	42	53	--	--	--	--	--
2012-13	USA U-18	USHL	49	15	27	42	45	--	--	--	--	--

Anthony FLORENTINO *Selected in the fifth round (143rd overall) in 2013*

Born: January 30, 1995; Boston, Massachusetts **Ht:** 6'1" **Wt:** 226 lbs.
DEFENSE

Career Statistics

			Regular Season									
Season	**Team**	**League**	**GP**	**G**	**A**	**P**	**PIM**	**GP**	**G**	**A**	**P**	**PIM**
2011-12	South Kent	Conn. HS	36	5	14	19	--	--	--	--	--	--
2012-13	South Kent	Conn. HS	62	21	32	53	68	--	--	--	--	--

Connor HURLEY *Selected in the second round (38th overall) in 2013*

Born: September 15, 1995; Eagan, Minnesota **Ht:** 6'1" **Wt:** 172 lbs.
CENTER

Career Statistics

			Regular Season					Playoffs				
Season	**Team**	**League**	**GP**	**G**	**A**	**P**	**PIM**	**GP**	**G**	**A**	**P**	**PIM**
2011-12	Edina	Minn. HS	28	28	31	59	10	4	3	6	9	2
2012-13	Edina	Minn. HS	25	15	28	43	8	--	--	--	--	--
	Muskegon	USHL	11	1	7	8	4	3	0	1	1	4

Christian ISACKSON *Selected in the seventh round (203rd overall) in 2010*

Born: January 20, 1992; Pine City, Minnesota **Ht:** 6'1" **Wt:** 190 lbs.

RIGHT WING

Career Statistics

			Regular Season					Playoffs				
Season	**Team**	**League**	**GP**	**G**	**A**	**P**	**PIM**	**GP**	**G**	**A**	**P**	**PIM**
2009-10	St. Thomas	Minn. HS	25	24	33	57	26	--	--	--	--	--
2010-11	Sioux Falls	USHL	58	17	27	44	31	10	3	5	8	8
2011-12	Minnesota	WCHA	11	0	0	0	2	--	--	--	--	--
2012-13	Minnesota	WCHA	40	4	16	20	20	--	--	--	--	--

Justin KEA *Selected in the third round (73rd overall) in 2012*

Born: February 7, 1994; Perry, Ontario **Ht:** 6'4" **Wt:** 210 lbs.

CENTER

Career Statistics

			Regular Season					Playoffs				
Season	**Team**	**League**	**GP**	**G**	**A**	**P**	**PIM**	**GP**	**G**	**A**	**P**	**PIM**
2010-11	Saginaw	OHL	62	4	2	6	49	10	0	1	1	0
2011-12	Saginaw	OHL	65	3	11	14	76	12	1	4	5	2
2012-13	Saginaw	OHL	68	22	26	48	102	4	1	0	1	7

Eric LOCKE *Selected in seventh round (189th overall) in 2013*

Born: November 1, 1993; Mount Holly, New Jersey **Ht:** 5'10" **Wt:** 186 lbs.

CENTER

Career Statistics

			Regular Season					Playoffs				
Season	**Team**	**League**	**GP**	**G**	**A**	**P**	**PIM**	**GP**	**G**	**A**	**P**	**PIM**
2010-11	Windsor	OHL	38	19	14	33	12	--	--	--	--	--
	Barrie	OHL	27	7	14	21	18	--	--	--	--	--
2011-12	Barrie	OHL	21	7	6	13	12	--	--	--	--	--
	Saginaw	OHL	31	13	14	27	22	12	2	2	4	14
2012-13	Saginaw	OHL	68	44	53	97	84	4	2	0	2	2

Sean MALONE *Selected in sixth round (159th overall) in 2013*

Born: April 30, 1995; Buffalo, New York **Ht:** 5'11" **Wt:** 186 lbs.

CENTER

Career Statistics

			Regular Season					Playoffs				
Season	**Team**	**League**	**GP**	**G**	**A**	**P**	**PIM**	**GP**	**G**	**A**	**P**	**PIM**
2011-12	Nichols	N.Y. HS	32	34	36	70	--	1	0	1	1	0
2012-13	USA U-18	USHL	44	13	14	27	19	--	--	--	--	--

Jake McCABE *Selected in second round (44th overall) in 2012*

Born: October 12, 1993; Eau Claire, Wisconsin **Ht:** 6'1" **Wt:** 210 lbs.

DEFENSE

Career Statistics

			Regular Season					Playoffs				
Season	**Team**	**League**	**GP**	**G**	**A**	**P**	**PIM**	**GP**	**G**	**A**	**P**	**PIM**
2008-09	Eau Claire Mem.	Wisc. HS	23	2	20	22	16	--	--	--	--	--
	Team Wisconsin	UMHSEL	22	3	7	10	--	--	--	--	--	--
2009-10	USNTDP	USHL	35	0	5	5	34	--	--	--	--	--
	USNTDP	U-17	16	0	3	3	16	--	--	--	--	--
	USNTDP	U-18	1	0	0	0	2	--	--	--	--	--
2010-11	USNTDP	USHL	19	2	4	6	4	--	--	--	--	--
	USNTDP	U-18	27	2	8	10	10	--	--	--	--	--
2011-12	Wisconsin	WCHA	26	3	9	12	12	--	--	--	--	--
2012-13	Wisconsin	WCHA	38	3	18	21	50	--	--	--	--	--

Brad NAVIN *Selected in the seventh round (197th overall) in 2011*

Born: June 5, 1992; Waupaca, Wisconsin **Ht:** 6'2" **Wt:** 198 lbs.

CENTER

Career Statistics

			Regular Season					Playoffs				
Season	**Team**	**League**	**GP**	**G**	**A**	**P**	**PIM**	**GP**	**G**	**A**	**P**	**PIM**
2009-10	Waupaca	Wisc. HS	25	53	39	92	57	--	--	--	--	--
2010-11	Waupaca	Wisc. HS	14	29	23	52	40	--	--	--	--	--
2011-12	Wisconsin	WCHA	36	3	3	6	16	--	--	--	--	--
2012-13	Wisconsin	WCHA	31	1	3	4	8	--	--	--	--	--

Logan NELSON *Selected in the fifth round (133rd overall) in 2012*

Born: September 9, 1993; Coon Rapids, Minnesota **Ht:** 6'1" **Wt:** 185 lbs.

CENTER

Career Statistics

			Regular Season					Playoffs				
Season	**Team**	**League**	**GP**	**G**	**A**	**P**	**PIM**	**GP**	**G**	**A**	**P**	**PIM**
2009-10	Russell Stover	T1EHL	38	18	17	35	46	--	--	--	--	--
2010-11	Des Moines	USHL	41	6	3	9	69	--	--	--	--	--
2011-12	Victoria	WHL	71	23	39	62	70	4	0	4	4	4
2012-13	Victoria	WHL	49	14	29	43	41	6	2	4	6	8

Cal PETERSEN *Selected in the fifth round (129th overall) in 2013*

Born: October 19, 1994; Waterloo, Iowa **Ht:** 6'2" **Wt:** 175 lbs.

GOALTENDER

Career Statistics

			Regular Season					Playoffs				
Season	**Team**	**League**	**GP**	**W**	**L**	**OT**	**GAA**	**GP**	**W**	**L**	**OT**	**GAA**
2011-12	Waterloo	USHL	5	2.94	265	0	.902	--	--	--	--	--
2012-13	Waterloo	USHL	35	2.97	1936	3	.906	4	4.26	211	0	.881

Judd PETERSON *Selected in the seventh round (204th overall) in 2012*

Born: September 27, 1993; Duluth, Minnesota **Ht:** 6'0" **Wt:** 189 lbs.

CENTER

Career Statistics

			Regular Season					Playoffs				
Season	**Team**	**League**	**GP**	**G**	**A**	**P**	**PIM**	**GP**	**G**	**A**	**P**	**PIM**
2009-10	Duluth Marshall	Minn. HS	25	16	14	30	24	--	--	--	--	--
2010-11	Team North	UMHSEL	24	8	3	11	22	--	--	--	--	--
	Duluth Marshall	Minn. HS	27	25	21	46	40	--	--	--	--	--
2011-12	Team North	UMHSEL	16	4	2	6	22	--	--	--	--	--
	Duluth Marshall	Minn. HS	30	47	36	83	32	--	--	--	--	--
2012-13	Cedar Rapids	USHL	46	11	15	26	38	--	--	--	--	--

Gustav POSSLER *Selected in the fifth round (130th overall) in 2013*

Born: November 11, 1994; Södertälje, Sweden **Ht:** 6'0" **Wt:** 182 lbs.

RIGHT WING

Career Statistics

			Regular Season					Playoffs				
Season	**Team**	**League**	**GP**	**G**	**A**	**P**	**PIM**	**GP**	**G**	**A**	**P**	**PIM**
2011-12	MODO Jr.	SWE-Jr.	37	23	17	40	14	8	2	1	3	4
2012-13	MODO Jr.	SWE-Jr.	36	19	21	40	28	7	4	4	8	4

Rasmus RISTOLAINEN *Selected in the first round (8th overall) in 2013*

Born: October 7, 1994; Turku, Finland **Ht:** 6'4" **Wt:** 219 lbs.

DEFENSE

Career Statistics

			Regular Season					Playoffs				
Season	**Team**	**League**	**GP**	**G**	**A**	**P**	**PIM**	**GP**	**G**	**A**	**P**	**PIM**
2011-12	TPS	SM-liiga	40	3	5	8	78	2	0	0	0	0
2012-13	TPS	SM-liiga	56	3	12	15	32	--	--	--	--	--

Linus ULLMARK *Selected in the sixth round (163rd overall) in 2012*

Born: July 31, 1993; Lugnvik, Sweden **Ht:** 6'3" **Wt:** 220 lbs.

GOALTENDER

Career Statistics

			Regular Season					Playoffs				
Season	**Team**	**League**	**GP**	**G**	**A**	**P**	**PIM**	**GP**	**G**	**A**	**P**	**PIM**
2008-09	Kramfors U18	Swe-U18	14	--	--	--	3.93	--	--	--	--	--
2009-10	Kramfors U18	Swe-U18	2	--	--	--	5.50	--	--	--	--	--
	MODO U18	Swe-U18	8	--	--	--	3.22	2	--	--	--	3.50
2010-11	MODO U18	Swe-U18	24	--	--	--	2.20	2	--	--	--	3.49
	MODO Jr.	Swe-Jr.	1	--	--	--	2.00	--	--	--	--	--
2011-12	MODO Jr.	Swe-Jr.	25	--	--	--	2.76	5	--	--	--	2.24
	MODO	SEL	3	0	2	0	3.24	--	--	--	--	--
2012-13	MODO Jr.	Swe-Jr	23	--	--	--	2.04	5	--	--	--	1.39
	MODO	SEL	6	3	1	0	2.07	2	--	--	--	1.47
	Mora	Swe-1	6	4	2	0	2.10	--	--	--	--	--

Nikita ZADOROV *Selected in the first round (16th overall) in 2013*

Born: April 15, 1995; Moscow, Russia **Ht:** 6'5" **Wt:** 220 lbs.

DEFENSE

Career Statistics

			Regular Season					Playoffs				
Season	**Team**	**League**	**GP**	**G**	**A**	**P**	**PIM**	**GP**	**G**	**A**	**P**	**PIM**
2011-12	CSKA 2	Russia-Jr.	41	2	4	6	63	8	0	0	0	8
2012-13	London	OHL	63	6	19	25	54	20	2	4	6	36

Rasmus RISTOLAINEN *Round One – 8th Overall*

Born: October 27, 1994; Turku, Finland **Ht:** 6'4" **Wt:** 224 lbs.
DEFENSE **Shoots:** Right

Career Statistics

			Regular Season					Playoffs				
Season	**Team**	**League**	**GP**	**G**	**A**	**P**	**PIM**	**GP**	**G**	**A**	**P**	**PIM**
2011-12	TPS	SM-liiga	40	3	5	8	78	2	0	0	0	0
2012-13	TPS	SM-liiga	56	3	12	15	32	--	--	--	--	--

Nikita ZADOROV *Round One – 16th Overall*

Born: April 15, 1995; Moscow, Russia **Ht:** 6'5" **Wt:** 219 lbs.
DEFENSE **Shoots:** Left

Career Statistics

			Regular Season					Playoffs				
Season	**Team**	**League**	**GP**	**G**	**A**	**P**	**PIM**	**GP**	**G**	**A**	**P**	**PIM**
2011-12	CSKA 2	Russia-Jr.	41	2	4	6	63	8	0	0	0	8
2012-13	London	OHL	63	6	19	25	54	20	2	4	6	36

J.T. COMPHER *Round Two – 35th Overall*

Born: October 12, 1993; Northbrook, Ill., USA **Ht:** 5'10" **Wt:** 182 lbs.
LEFT WING **Shoots:** Left

Career Statistics

			Regular Season					Playoffs				
Season	**Team**	**League**	**GP**	**G**	**A**	**P**	**PIM**	**GP**	**G**	**A**	**P**	**PIM**
2011-12	USA U-17	USHL	40	15	27	42	53	--	--	--	--	--
2012-13	USA U-18	USHL	49	15	27	42	45	--	--	--	--	--

Connor HURLEY *Round Two – 38th Overall*

Born: September 15, 1995; Eagan, Minn., USA **Ht:** 6'1" **Wt:** 172 lbs.
CENTER **Shoots:** Left

Career Statistics

			Regular Season					Playoffs				
Season	**Team**	**League**	**GP**	**G**	**A**	**P**	**PIM**	**GP**	**G**	**A**	**P**	**PIM**
2011-12	Edina	Minn. HS	28	28	31	59	10	4	3	6	9	2
2012-13	Edina	Minn. HS	25	15	28	43	8	--	--	--	--	--
	Muskegon	USHL	11	1	7	8	4	3	0	1	1	4

Justin BAILEY *Round Two – 52nd Overall*

Born: July 1, 1995; Buffalo, N.Y., USA
RIGHT WING

Ht: 6'3" **Wt:** 188 lbs.
Shoots: Right

Career Statistics

			Regular Season					Playoffs				
Season	**Team**	**League**	**GP**	**G**	**A**	**P**	**PIM**	**GP**	**G**	**A**	**P**	**PIM**
2011-12	Long Island	MJBHL	22	21	13	34	52	--	--	--	--	--
	Indiana	USHL	2	1	0	1	0	--	--	--	--	--
2012-13	Kitchener	OHL	57	17	19	36	34	10	1	2	3	4

Nicholas Baptiste *Round Three – 69th Overall*

Born: August 4, 1995; Ottawa, Ont., Canada
RIGHT WING

Ht: 6'0" **Wt:** 191 lbs.
Shoots: Right

Career Statistics

			Regular Season					Playoffs				
Season	**Team**	**League**	**GP**	**G**	**A**	**P**	**PIM**	**GP**	**G**	**A**	**P**	**PIM**
2011-12	Sudbury	OHL	64	8	19	27	42	4	0	0	0	2
2012-13	Sudbury	OHL	66	21	27	48	44	9	3	1	4	6

Cal PETERSEN *Round Five – 129th Overall*

Born: October 19, 1994; Waterloo, Iowa, USA
GOALTENDER

Ht: 6'2" **Wt:** 175 lbs.
Catches: Right

Career Statistics

			Regular Season					Playoffs				
Season	**Team**	**League**	**GP**	**GAA**	**MIN**	**SO**	**SV%**	**GP**	**GAA**	**MIN**	**SO**	**SV%**
2011-12	Waterloo	USHL	5	2.94	265	0	.902	--	--	--	--	--
2012-13	Waterloo	USHL	35	2.97	1936	3	.906	4	4.26	211	0	.881

Gustav POSSLER *Round Five – 130th Overall*

Born: November 11, 1994; Södertälje, Sweden
RIGHT WING

Ht: 6'0" **Wt:** 182 lbs.
Shoots: Right

Career Statistics

			Regular Season					Playoffs				
Season	**Team**	**League**	**GP**	**G**	**A**	**P**	**PIM**	**GP**	**G**	**A**	**P**	**PIM**
2011-12	MODO Jr.	SWE-Jr.	37	23	17	40	14	8	2	1	3	4
2012-13	MODO Jr.	SWE-Jr.	36	19	21	40	28	7	4	4	8	4

Anthony FLORENTINO *Round Five – 143rd Overall*

Born: January 30, 1995; Boston, Mass., USA **Ht:** 6'1" **Wt:** 226 lbs.
DEFENSE **Shoots:** Right

Career Statistics

			Regular Season					Playoffs				
Season	**Team**	**League**	**GP**	**G**	**A**	**P**	**PIM**	**GP**	**G**	**A**	**P**	**PIM**
2011-12	South Kent	Conn. HS	36	5	14	19	--	--	--	--	--	--
2012-13	South Kent	Conn. HS	62	21	32	53	68	--	--	--	--	--

Sean MALONE *Round Six – 159th Overall*

Born: April 30, 1995; Buffalo, N.Y., USA **Ht:** 5'11" **Wt:** 186 lbs.
CENTER **Shoots:** Left

Career Statistics

			Regular Season					Playoffs				
Season	**Team**	**League**	**GP**	**G**	**A**	**P**	**PIM**	**GP**	**G**	**A**	**P**	**PIM**
2011-12	Nichols	N.Y. HS	32	34	36	70	--	1	0	1	1	0
2012-13	USA U-18	USHL	44	13	14	27	19	--	--	--	--	--

Eric Locke *Round Seven – 189th Overall*

Born: November 1, 1993; Mount Holly, N.J., USA **Ht:** 5'10" **Wt:** 183 lbs.
CENTER **Shoots:** Left

Career Statistics

			Regular Season					Playoffs				
Season	**Team**	**League**	**GP**	**G**	**A**	**P**	**PIM**	**GP**	**G**	**A**	**P**	**PIM**
2010-11	Windsor	OHL	38	19	14	33	12	--	--	--	--	--
	Barrie	OHL	27	7	14	21	18	--	--	--	--	--
2011-12	Barrie	OHL	21	7	6	13	12	--	--	--	--	--
	Saginaw	OHL	31	13	14	27	22	12	2	2	4	14
2012-13	Saginaw	OHL	68	44	53	97	84	4	2	0	2	2



2013-14 Buffalo Sabres

SEASON IN REVIEW

BUFFALO SABRES

2012-13

Summer 2012 was the start of a season of change for the Sabres. New faces began arriving in July with forward Steve Ott and defenseman Adam Pardy being acquired in a trade with Dallas for forward Derek Roy. To add even more toughness to their roster, the Sabres also signed veteran forward John Scott. The newly acquired veterans joined the list of fresh talent brought to Buffalo through a successful NHL Entry Draft. After orchestrating a draft-day trade, the Sabres landed two first-round selections in forwards Mikhail Grigorenko and Zemgus Girgensons and further strengthened its growing crop of young, talented players.

A lockout-shortened 2012-13 NHL season left the Sabres with little time to try and meld the new faces with the experienced core of veterans on the roster. Despite an impressive offensive start by Thomas Vanek, who opened the season with a four-game point-scoring streak (3+6) and was named the NHL's Third Star of January, the team got off to a rocky start.

Standing at 6-10-1 in mid-February, the Sabres made quite possibly the biggest change to the organization in years by replacing head coach Lindy Ruff with Ron Rolston, coach of the Rochester Americans, as the interim head coach. Rolston, who had coached many of Buffalo's young players while they played for the Americans, stepped in to try and salvage the season. The team made measured strides and finished the season 15-11-5 under Rolston's guidance. General manager Darcy Regier named Rolston the team's full-time head coach after the season, in May 2013.

More familiar faces departed at the trade deadline, further ushering in a new era for the Sabres. Longtime veteran forward and team captain Jason Pominville was traded to Minnesota, while defensemen Jordan Leopold and Robyn Regehr were traded to St. Louis and Los Angeles, respectively. These changes, however, armed the Sabres with a stockpile of draft picks – boosting their total to 10 in the 2013 NHL Entry Draft alone – and prospects to continue building its roster of young talent.

Vanek was one of the team's bright spots of the 2012-13 season. Despite missing 10 games to injury, he led the team in goals (20), assists (21) and points (41) for the second time in his career and also finished tied for third in the league with nine power-play goals. Vanek also moved up in the Sabres' record books, passing Miroslav Satan for the 10th-most points in team history (457).

Goaltender Ryan Miller also achieved several milestones during the season. He played in his 500th career game, becoming the 20th NHL goaltender to do so with one team and the12th to play his first 500 with the same team. Miller also passed Dominik Hasek in the Sabres' record books for most games played (500) and most career saves (14,806). He also earned his 43rd shootout win against the New York Islanders on April 26, moving into second place for shootout wins by a goaltender, trailing only Henrik Lundqvist (45).



2012-13 NHL Standings

> > > > a season in review

Eastern Conference Standings

Atlantic		GP	W	L	OT	P	ROW	GF	GA	Diff	Home	Away
1	Pittsburgh	48	36	12	0	72	33	165	119	+46	18-6-0	18-6-0
2	NY Rangers	48	26	18	4	56	22	130	112	+18	16-6-2	10-12-2
3	NY Islanders	48	24	17	7	55	20	139	139	E	10-11-3	14-6-4
4	Philadelphia	48	23	22	3	49	22	133	141	-8	15-7-2	8-15-1
5	New Jersey	48	19	19	10	48	17	112	129	-17	13-9-2	6-10-8

Northeast		GP	W	L	OT	P	ROW	GF	GA	Diff	Home	Away
1	Montréal	48	29	14	5	63	26	149	126	+23	14-7-3	15-7-2
2	Boston	48	28	14	6	62	24	131	109	+22	16-5-3	12-9-3
3	Toronto	48	26	17	5	57	26	145	133	+12	13-9-2	13-8-3
4	Ottawa	48	25	17	6	56	21	116	104	+12	15-6-3	10-11-3
5	*Buffalo*	*48*	*21*	*21*	*6*	*48*	*14*	*125*	*143*	*-18*	*11-10-3*	*10-11-3*

Southeast		GP	W	L	OT	P	ROW	GF	GA	Diff	Home	Away
1	Washington	48	27	18	3	57	24	149	130	+19	15-8-1	12-10-2
2	Winnipeg	48	24	21	3	51	22	128	144	-16	13-10-1	11-11-2
3	Carolina	48	19	25	4	42	18	128	160	-32	9-14-1	10-11-3
4	Tampa Bay	48	18	26	4	40	17	148	150	-2	12-10-2	6-16-2
5	Florida	48	15	27	6	36	12	112	171	-59	8-11-5	7-16-1

Western Conference Standings

Central		GP	W	L	OT	P	ROW	GF	GA	Diff	Home	Away
1	Chicago	48	36	7	5	77	30	155	102	+53	18-3-3	18-4-2
2	St. Louis	48	29	17	2	60	24	129	115	+14	15-8-1	14-9-1
3	Detroit	48	24	16	8	56	22	124	115	+9	13-7-4	11-9-4
4	Columbus	48	24	17	7	55	19	120	119	+1	14-5-5	10-12-2
5	Nashville	48	16	23	9	41	14	111	139	-28	11-9-4	5-14-5

Northwest		GP	W	L	OT	P	ROW	GF	GA	Diff	Home	Away
1	Vancouver	48	26	15	7	59	21	127	121	+6	15-6-3	11-9-4
2	Minnesota	48	26	19	3	55	22	122	127	-5	14-8-2	12-11-1
3	Edmonton	48	19	22	7	45	17	125	134	-9	9-11-4	10-11-3
4	Calgary	48	19	25	4	42	19	128	160	-32	13-9-2	6-16-2
5	Colorado	48	16	25	7	39	14	116	152	-36	12-9-3	4-16-4

Pacific		GP	W	L	OT	P	ROW	GF	GA	Diff	Home	Away
1	Anaheim	48	30	12	6	66	24	140	118	+22	16-7-1	14-5-5
2	Los Angeles	48	27	16	5	59	25	133	118	+15	19-4-1	8-12-4
3	San Jose	48	25	16	7	57	17	124	116	+8	17-2-5	8-14-2
4	Phoenix	48	21	18	9	51	17	125	131	-6	14-8-2	7-10-7
5	Dallas	48	22	22	4	48	20	130	142	-12	11-11-2	11-11-2

Teams receive two (2) points for a victory (W) and one (1) point for an overtime or shootout loss (OT).

x ..... *Clinched Playoff spot*
y ..... *Clinched Division*
z ..... *Clinched Conference*
p ..... *Clinched Presidents Trophy*
GP ..... *Games Played*
W ..... *Wins (worth two points)*
L ..... *Losses (worth zero points)*
OT ..... *OT/Shootout losses (worth one point)*
PTS ..... *Points*
ROW ..... *Total number of Regulation plus Overtime Wins (used in 2nd tiebreaker at right)*
GF ..... *Goals For*
GA ..... *Goals Against*
DIFF ..... *Goal Differential*
HOME ..... *Home record*
AWAY ..... *Away record*
S/O ..... *Record in games decided by Shootout*

2012-13 NHL Standings

> > > > a season in review

Conference Quarterfinals

Eastern Conference

PIT defeats NYI ..... (4-2)
OTT defeats MTL ..... (4-1)
NYR defteats WSH ..... (4-3)
BOS defeats TOR ..... (4-3)

Western Conference

CHI defeats MIN ..... (4-1)
DET defeats ANA ..... (4-3)
SJ defeats VAN ..... (4-0)
LA defeats STL ..... (4-2)

Conference Semifinals

Eastern Conference

PIT defeats OTT ..... (4-1)
BOS defeats NYR ..... (4-1)

Western Conference

CHI defeats DET ..... (4-3)
LA defeats SJ ..... (4-3)

Conference Finals

Eastern Conference

BOS defeats PIT ..... (4-0)

Western Conference

CHI defeats LA ..... (4-1)

Stanley Cup Finals

CHI defeats BOS ..... (4-2)



2012-13 Regular Season Scores

Game-by-Game

#	Date	Team	W-L-OT	Record	GF-GA	Scorers	GWG	PP	PK	SF-SA	W-L Gltdr.	Attend.
1	01/20/2013	PHI	W	01-00-00	5-2	9p,26p,57p,19,26	57	3-6	3-4	41-29	30 / 30	19070+
2	01/21/2013	@ TOR	W	02-00-00	2-1	19,29	29	0-3	6-7	20-35	30 / 30	19475+
3	01/24/2013	@ CAR	L	02-01-00	3-6	19,29,29	12	0-6	4-4	33-38	30 / 1	18081
4	01/25/2013	CAR	L	02-02-00	1-3	26p	44	1-4	3-5	41-42	31 / 30	18824
5	01/27/2013	@ WSH	L	02-03-00	2-3	63,82	8	0-2	2-3	24-30	30 / 30	18506+
6	01/29/2013	TOR	O*	02-03-01	3-4	29p,44,25	39	1-1	2-2	32-24	34 / 30	18801
7	01/31/2013	@ BOS	W	03-03-01	7-4	26,26p,63,52,19,26,29	19	1-3	4-4	32-42	30 / 40	17565+
8	02/02/2013	@ MTL	L	03-04-01	1-6	26s	11	0-6	6-8	31-32	31 / 30	21273+
9	02/03/2013	FLA	L	03-05-01	3-4	26,19,52	51	0-1	1-2	20-33	60 / 30	18831
10	02/05/2013	@ OTT	L	03-06-01	3-4	63,3,29	25	0-4	1-2	23-24	41 / 1	18345
11	02/07/2013	MTL	W**	04-06-01	5-4	9,63,26p,26	29	1-7	3-4	40-32	30 / 30	18866
12	02/09/2013	@ NYI	W	05-06-01	3-2	26,10,52	52	0-2	3-3	15-43	30 / 20	12608
13	02/10/2013	BOS	L	05-07-01	1-3	63	37	0-3	4-5	26-39	35 / 30	18869
14	02/12/2013	@ OTT	L	05-08-01	0-2		65	0-4	8-8	42-31	41 / 30	18429
15	02/15/2013	BOS	W	06-08-01	4-2	21,57,10,19	10	0-3	1-2	26-32	30 / 35	19070+
16	02/17/2013	PIT	L	06-09-01	3-4	19,26p,9	7	1-4	3-4	33-35	29 / 30	19070+
17	02/19/2013	WPG	L	06-10-01	1-2	29	16	0-3	1-1	30-28	31 / 30	19070+
18	02/21/2013	@ TOR	L	06-11-01	1-3	63	21	0-3	3-5	32-36	30 / 30	19473+
19	02/23/2013	NYI	L	06-12-01	0-4		2	0-6	3-4	35-32	20 / 30	19070+
20	02/26/2013	@ TBL	W	07-12-01	2-1	19,57	57	0-1	6-6	21-31	30 / 32	19204+
21	02/28/2013	@ FLA	W**	08-12-01	4-3	42,63p,42	26	1-1	3-4	25-43	30 / 60	15672
22	03/02/2013	NJD	W**	09-12-01	4-3	29s,29,55	29	0-6	5-5	23-31	30 / 1	19070+
23	03/03/2013	@ NYR	O**	09-12-02	2-3	21,42s	61	0-5	2-4	30-28	30 / 30	17200+
24	03/05/2013	@ CAR	L	09-13-02	3-4	19,33p,19s	28	1-3	2-3	40-28	35 / 30	15277
25	03/07/2013	@ NJD	O**	09-13-03	2-3	26p,65	23	1-3	2-3	25-33	1 / 30	17625+
26	03/10/2013	@ PHI	L	09-14-03	2-3	65,55s	28	0-3	4-6	20-28	30 / 30	19687+
27	03/12/2013	NYR	W	10-14-03	3-1	82,26,82	26	0-5	1-1	22-33	1 / 30	19070+
28	03/16/2013	OTT	O*	10-14-04	3-4	6,21,21	7	0-3	2-3	36-34	30 / 30	19070+
29	03/17/2013	@ WSH	L	10-15-04	3-5	19,65,19p	90	1-3	3-4	30-25	70 / 30	18506+
30	03/19/2013	@ MTL	W*	11-15-04	3-2	9,63,9p	9	1-4	2-2	21-34	1 / 31	21273+
31	03/21/2013	TOR	W**	12-15-04	5-4	63,82,29,10p	9	1-5	2-4	36-34	30 / 34	19070+
32	03/23/2013	@ MTL	W	13-15-04	2-1	26p,26	26	1-3	2-3	18-39	30 / 31	21273+
33	03/26/2013	@ TBL	L	13-16-04	1-2	3	26	0-4	4-5	14-25	32 / 30	19204+
34	03/28/2013	@ FLA	O**	13-16-05	4-5	42,44,21,82p	15	1-4	3-5	40-40	35 / 30	17044+
35	03/30/2013	WSH	O**	13-16-06	3-4	10,23,23p	26	1-2	3-4	23-38	70 / 1	19070+
36	03/31/2013	BOS	L	13-17-06	0-2		46	0-4	0-0	26-31	35 / 30	19027
37	04/02/2013	@ PIT	W	14-17-06	4-1	12s,9,19,12	9	0-5	3-4	29-20	30 / 92	18642+
38	04/05/2013	OTT	W	15-17-06	4-2	72,9,65,55	65	0-2	4-4	30-37	30 / 40	18811
39	04/07/2013	NJD	W**	16-17-06	3-2	36,9	42	0-3	4-5	26-39	30 / 30	18703
40	04/09/2013	@ WPG	L	16-18-06	1-4	12	21	0-3	1-1	30-30	31 / 30	15004+
41	04/11/2013	MTL	L	16-19-06	1-5	65s	27	0-2	6-8	15-42	30 / 30	19070+
42	04/13/2013	PHI	W	17-19-06	1-0	10	10	0-1	3-3	21-29	1 / 35	19070+
43	04/14/2013	TBL	W	18-19-06	3-1	63p,55,12	55	1-3	1-1	22-33	1 / 32	18991
44	04/17/2013	@ BOS	W**	19-19-06	3-2	26p,19p	21	2-6	2-2	32-43	30 / 35	17565+
45	04/19/2013	NYR	L	19-20-06	4-8	19p,42,21,53p	19	2-4	1-1	28-29	30 / 1	19003
46	04/23/2013	@ PIT	W	20-21-06	4-2	26,55,9,26	9	0-0	2-3	33-42	30 / 29	18630+
47	04/22/2013	WPG	L	19-21-06	1-2	26p	20	1-1	3-3	25-39	31 / 1	18654
48	04/26/2013	NYI	W**	21-21-06	2-1	65	26	0-3	4-4	22-31	30 / 20	19070+



Scoring Breakdown

	Even Strength			Power Play			Shorthanded			Home					Away				
Player	**G**	**A**	**P**	**G**	**A**	**P**	**G**	**A**	**P**	**GP**	**G**	**A**	**P**	**+/-**	**GP**	**G**	**A**	**P**	**+/-**
Luke Adam	1	0	1	0	0	0	0	0	0	3	1	0	1	E	1	0	0	0	+1
TJ Brennan	0	0	0	1	0	1	0	0	0	4	0	0	0	+1	6	1	0	1	-2
Christian Ehrhoff	4	9	13	1	8	9	0	0	0	24	4	11	15	+6	23	1	6	7	E
Matt Ellis	0	0	0	0	0	0	0	0	0	2	0	0	0	E	4	0	0	0	E
Tyler Ennis	8	9	17	2	12	14	0	0	0	23	4	11	15	-9	24	6	10	16	-5
Brian Flynn	5	5	10	0	0	0	1	0	1	14	3	2	5	+3	12	3	3	6	+3
Marcus Foligno	4	9	13	1	3	4	0	1	1	24	3	7	10	-4	23	2	6	8	E
Nathan Gerbe	4	5	9	0	0	0	1	0	1	21	1	5	6	+2	21	4	0	4	-5
Mikhail Grigorenko	1	4	5	0	0	0	0	0	0	11	1	1	2	-4	14	0	3	3	+3
Jochen Hecht	4	9	13	0	0	0	1	0	1	24	3	7	10	+4	23	2	2	4	+2
Cody Hodgson	11	16	27	3	2	5	1	1	2	24	5	10	15	-4	24	10	9	19	E
Patrick Kaleta	1	0	1	0	0	0	0	0	0	18	1	0	1	-2	16	0	0	0	-2
Ville Leino	1	3	4	1	1	2	0	0	0	3	2	1	3	E	5	0	3	3	E
Jordan Leopold	2	4	6	0	2	2	0	0	0	11	0	1	1	-4	13	2	5	7	-2
Cody McCormick	0	0	0	0	0	0	0	0	0	5	0	0	0	E	3	0	0	0	-2
Tyler Myers	2	3	5	1	2	3	0	0	0	18	2	3	5	-1	21	1	2	3	-7
Steve Ott	7	12	19	2	1	3	0	2	2	24	5	6	11	+1	24	4	9	13	+2
Adam Pardy	0	4	4	0	0	0	0	0	0	9	0	2	2	E	8	0	2	2	+4
Jason Pominville	8	10	18	1	5	6	1	0	1	16	5	6	11	-4	21	5	9	14	+5
Kevin Porter	3	4	7	0	0	0	1	1	2	15	1	4	5	E	16	3	1	4	-1
Mark Pysyk	0	4	4	1	0	1	0	0	0	11	1	1	2	-9	8	0	3	3	+2
Robyn Regehr	0	2	2	0	0	0	0	0	0	13	0	0	0	-3	16	0	2	2	-1
Chad Ruhwedel	0	0	0	0	0	0	0	0	0	5	0	0	0	E	2	0	0	0	E
John Scott	0	0	0	0	0	0	0	0	0	19	0	0	0	E	15	0	0	0	-1
Andrej Sekera	2	9	11	0	0	0	0	1	1	19	1	5	6	-7	18	1	5	6	+5
Drew Stafford	6	9	15	0	3	3	0	0	0	24	4	5	9	-6	22	2	7	9	-10
Alexander Sulzer	3	1	4	0	0	0	0	0	0	9	1	0	1	+1	8	2	1	3	+2
Thomas Vanek	10	16	26	9	5	14	1	0	1	18	9	9	18	-6	20	11	12	23	+5
Mike Weber	1	5	6	0	0	0	0	1	1	21	1	4	5	-3	21	0	2	2	+6



Individual Goal Scoring Breakdown

Player	1st	2nd	3rd	OT	EV	PP	SH	GW	1H	2H	Home	Road	Total
Adam	1	0	0	0	1	0	0	0	0	1	1	0	**1**
Brennan	0	0	1	0	0	1	0	0	1	0	0	1	**1**
Ehrhoff	1	1	3	0	4	1	0	2	2	3	4	1	**5**
Ellis	0	0	0	0	0	0	0	0	0	0	0	0	**0**
Ennis	7	3	0	0	8	2	0	0	7	3	4	6	**10**
Flynn	1	2	3	0	5	0	1	1	0	6	3	3	**6**
Foligno	0	2	3	0	4	1	0	0	1	4	3	2	**5**
Gerbe	2	2	1	0	4	0	1	0	3	2	1	4	**5**
Grigorenko	0	0	1	0	1	0	0	0	1	0	1	0	**1**
Hecht	0	1	4	0	4	0	1	1	1	4	4	1	**5**
Hodgson	4	4	7	0	11	3	1	1	10	5	5	10	**15**
Kaleta	1	0	0	0	1	0	0	0	0	1	1	0	**1**
Leino	0	2	0	0	1	1	0	0	0	2	2	0	**2**
Leopold	0	1	1	0	2	0	0	0	1	1	0	2	**2**
McCormick	0	0	0	0	0	0	0	0	0	0	0	0	**0**
Myers	0	0	3	0	2	1	0	2	3	0	2	1	**3**
Ott	4	1	3	1	7	2	0	3	3	6	5	4	**9**
Pardy	0	0	0	0	0	0	0	0	0	0	0	0	**0**
Pominville	1	5	4	0	8	1	1	1	9	1	5	5	**10**
Porter	1	2	1	0	3	0	1	0	0	4	1	3	**4**
Pysyk	0	0	1	0	0	1	0	0	0	1	1	0	**1**
Regehr	0	0	0	0	0	0	0	0	0	0	0	0	**0**
Ruhwedel	0	0	0	0	0	0	0	0	0	0	0	0	**0**
Scott	0	0	0	0	0	0	0	0	0	0	0	0	**0**
Sekera	0	2	0	0	2	0	0	0	1	1	1	1	**2**
Stafford	2	3	1	0	6	0	0	0	2	4	4	2	**6**
Sulzer	0	1	2	0	3	0	0	1	3	0	1	2	**3**
Vanek	4	9	7	0	10	9	1	2	12	8	9	11	**20**
Weber	1	0	0	0	1	0	0	0	0	1	1	0	**1**
Total	**30**	**41**	**46**	**1**	**88**	**23**	**7**	**14**	**60**	**58**	**59**	**59**	**118**



2012-13 Season Statistics

> > > > a season in review

Record When a Player Scores a Goal/Assist/Point/Multi-Point Game

						MULTI-POINT GAME			
Player	**In Lineup**	**Goal**	**Assist**	**Point**	**Multi-Point**	**2 pts**	**3 pts**	**4 pts**	**5 pts**
Adam	3-1-0	1-0-0	0-0-0	1-0-0	0-0-0	-	-	-	-
Brennan	2-6-2	0-1-0	0-0-0	0-1-0	0-0-0	-	-	-	-
Ehrhoff	21-20-6	4-0-1	8-4-3	10-4-4	2-2-0	4	-	-	-
Ellis	3-2-1	0-0-0	0-0-0	0-0-0	0-0-0	-	-	-	-
Ennis	20-21-6	6-4-0	8-6-3	10-9-3	5-3-0	7	1	-	-
Flynn	13-9-4	2-3-1	3-2-0	5-5-1	0-0-0	-	-	-	-
Foligno	20-21-6	2-1-1	3-5-3	5-6-4	2-0-1	3	-	-	-
Gerbe	17-20-5	1-1-2	3-1-1	4-2-3	1-0-0	1	-	-	-
Grigorenko	12-10-3	0-0-1	3-0-1	3-0-2	0-0-0	-	-	-	-
Hecht	21-21-5	4-1-0	5-2-2	8-3-2	1-0-0	1	-	-	-
Hodgson	21-21-6	7-6-0	9-3-0	14-8-0	6-3-0	6	3	-	-
Kaleta	16-14-4	1-0-0	0-0-0	1-0-0	0-0-0	-	-	-	-
Leino	3-2-3	0-0-1	2-0-1	2-0-2	1-0-1	2	-	-	-
Leopold	10-11-3	0-2-0	2-2-2	2-3-2	0-1-0	1	-	-	-
McCormick	1-7-0	0-0-0	0-0-0	0-0-0	0-0-0	-	-	-	-
Myers	15-18-6	3-0-0	3-0-2	5-0-2	1-0-0	1	-	-	-
Ott	21-21-6	7-1-0	7-3-4	13-4-4	3-0-0	3	-	-	-
Pardy	11-5-1	0-0-0	2-1-0	2-1-0	1-0-0	1	-	-	-
Pominville	14-17-6	4-3-1	4-5-0	7-7-1	5-3-0	6	2	-	-
Porter	15-11-5	2-1-0	3-2-0	5-3-0	1-0-0	1	-	-	-
Pysyk	11-7-1	0-1-0	3-0-0	3-1-0	1-0-0	1	-	-	-
Regehr	10-14-5	0-0-0	0-0-1	0-0-1	0-0-0	-	-	-	-
Ruhwedel	5-2-0	0-0-0	0-0-0	0-0-0	0-0-0	-	-	-	-
Scott	16-15-3	0-0-0	0-0-0	0-0-0	0-0-0	-	-	-	-
Sekera	17-14-6	0-0-2	4-3-2	4-3-4	1-0-0	1	-	-	-
Stafford	20-20-6	1-1-3	4-4-2	4-5-4	2-0-2	4	-	-	-
Sulzer	6-11-0	2-1-0	0-1-0	2-2-0	0-0-0	-	-	-	-
Vanek	16-19-3	8-5-1	9-5-1	12-8-2	8-3-0	7	2	-	2
Weber	18-18-6	0-0-1	4-0-1	4-0-2	1-0-0	1	-	-	-

Individual Leaders

Category	**Players**
Points:	T. Vanek (41),C. Hodgson (34),T. Ennis (31)
Goals:	T. Vanek (20),C. Hodgson (15),T. Ennis (10)
Assists:	T. Vanek (21),T. Ennis (21),C. Hodgson (19)
PP Goals:	T. Vanek (9),C. Hodgson (3),S. Ott (2)
SH Goals:	J. Hecht (1),T. Vanek (1),K. Porter(1)
GW Goals:	S. Ott (3),C. Ehrhoff (2),T. Vanek (2)
3+ Goals:	T. Vanek(1)
PIM:	S. Ott (93),M. Weber (70),J. Scott (69)
Shots:	D. Stafford (121),T. Vanek (119),C. Hodgson (114)
+/-:	J. Hecht (+6),C. Ehrhoff (+6),B. Flynn (+6)



2012-13 Team Records

> > > > a season in review

Team Records

RECORD	SABRES
Overall record/streak:	21 - 21 - 6
Home record/streak:	11 - 10 - 3
Road record/streak:	10 - 11 - 3
Last 5 Games:	3 - 2 - 0
Last 10 Games:	6 - 4 - 0
1-Goal Games:	13 - 9 - 6
2-Goal Games	5 - 6
3-Goal Games	3 - 6
Scoring first	16 - 4 - 4
Opponent scoring first	5 - 17 - 2
Leading after 1 period	6 - 2 - 2
Trailing after 1 period	1 - 10 - 1
Tied after 1 period	14 - 9 - 3
Leading after 2 periods	9 - 0 - 4
Trailing after 2 periods	3 - 15 - 2
Tied after 2 periods	9 - 6 - 0

RECORD	SABRES
OT Record - This Season:	8 - 6
OT Record - Franchise:	144 - 134 - 215
Shootout Record - This Season:	7 - 4
Shootout Record - Franchise:	50 - 41
Outshooting opponent:	4 - 5 - 3
Outshot by opponent:	17 - 15 - 2
Even shots:	0 - 1 - 1
vs. Northeast:	9 - 7 - 2
vs. Atlantic:	9 - 4 - 2
vs. Southeast:	3 - 10 - 2
vs. EASTERN CONFERENCE:	21 - 21 - 6
vs. Central:	0 - 0 - 0
vs. Pacific:	0 - 0 - 0
vs. Northwest:	0 - 0 - 0
vs. WESTERN CONFERENCE:	0 - 0 - 0

Record by Month

MONTH	W-L-OT	POINTS
October:	0-0-0	0
November:	0-0-0	0
December:	0-0-0	0
January:	3-3-1	7

MONTH	W-L-OT	POINTS
February:	5-9-0	10
March:	5-5-5	15
April:	8-4-0	16
TOTALS:	**21-21-6**	**48**

Record by Day of the Week

SUNDAY	MONDAY	TUESDAY	WEDNESDAY	THURSDAY	FRIDAY	SATURDAY
3-7-1 (.318)	1-1-0 (.500)	5-6-1 (.458)	1-0-0 (1.000)	4-3-2 (.556)	3-2-0 (.600)	4-2-2 (.625)

Record When Scoring Power Play Goals

0PPG	1 PPG	2PPG	3+ PPG
12-15-2 (.448)	7-5-4 (.563)	1-1-0 (.500)	1-0-0 (1.000)

Record When Allowing Power Play Goals

0PPG	1 PPG	2PPG	3+ PPG
11-7-1 (.605)	9-9-3 (.500)	1-5-2 (.250)	0-0-0 (.000)



2012-13 Team Records

> > > > a season in review

Goals by Period

	1	2	3	OT	T	AVG
BUFFALO SABRES:	30	41	46	1	118	(2.5 avg.)
OPPONENTS:	34	56	47	2	139	(2.9 avg.)

Shots by Period

	1	2	3	OT	T	AVG
BUFFALO SABRES:	373	478	446	42	1339	(27.9 avg.)
OPPONENTS:	509	562	498	37	1606	(33.5 avg.)

Power Play

	G	ATT	%
OVERALL:	23	163	14.1 (29th NHL)
Home:	13	82	15.9 (24th NHL)
Road:	10	81	12.3 (25th NHL)

7 Shorthanded goals allowed (30th NHL)

Penalty Killing

	G	ATT	%
OVERALL:	37	178	79.2 (26th NHL)
Home:	16	79	79.7 (T-24th NHL)
Road:	21	99	78.8 (19th NHL)

2 Shorthanded goals scored (2nd NHL)

Penalties

	G	MIN	AVG/RANK
OVERALL:	48	630	13.1 (26th NHL)

Goal Situtations

SITUTATION	FOR	AGAINST
5 on 5:	82	91
5 on 4:	19	7
5 on 3:	3	0
4 on 4:	3	1
4 on 3:	1	0
3 on 3:	0	0
3 on 4:	0	1
3 on 5:	0	5
4 on 5:	7	30
Empty Net:	3	4
Penalty Shots:	0	0
TOTAL:	**118**	**139**

Shootout

SHOOTER	G/S	%	GDG
Thomas Vanek	3 / 5	60.0	2
Drew Stafford	2 / 4	50.0	1
Nathan Gerbe	1 / 2	50.0	1
Steve Ott	1 / 3	33.3	1
Tyler Ennis	1 / 7	14.3	0
Jochen Hecht	0 / 1	0.0	0
Ville Leino	0 / 1	0.0	0
Cody Hodgson	0 / 1	0.0	0

GOALTENDER	REC.	G/S	%
Ryan Miller	7 - 3	8/31	.742
Jhonas Enroth	0 - 1	2/2	.000

Power Play

PLAYER	G	A	P
Thomas Vanek	9	5	14
Tyler Ennis	2	12	14
Christian Ehrhoff	1	8	9
Cody Hodgson	3	2	5
Marcus Foligno	1	3	4
Steve Ott	2	1	3
Tyler Myers	1	2	3
Drew Stafford	0	3	3
Ville Leino	1	1	2
Mark Pysyk	1	0	1

Shorthanded

PLAYER	G	A	P
Kevin Porter	1	1	2
Cody Hodgson	1	1	2
Steve Ott	0	2	2
Nathan Gerbe	1	0	1
Jochen Hecht	1	0	1
Thomas Vanek	1	0	1
Brian Flynn	1	0	1
Andrej Sekera	0	1	1
Mike Weber	0	1	1
Marcus Foligno	0	1	1



Player Game-by-Game

DATE	OPP	Leopold #3	Ruhwedel #5	Weber #6	McCormick #8	Ott #9	Ehrhoff #10	Porter #12
Jan 20	vs PHI	0-0 2/1 20:21		DND	MIN	1-0 3/0 15:16	0-0 1/0 22:01	MIN
Jan 21	@ TOR	0-0 1/0 25:12		DND	MIN	0-0 0/0 15:51	0-1 0/2 21:01	MIN
Jan 24	@ CAR	0-1 2/-2 21:27		DND	MIN	0-0 2/-1 19:13	0-1 4/-2 25:17	MIN
Jan 25	vs CAR	0-0 1/-1 19:26		DND	MIN	0-0 5/0 13:39	0-1 1/0 20:40	MIN
Jan 27	@ WSH	0-0 2/1 19:12		DND	MIN	0-1 0/1 21:09	0-0 0/0 23:47	MIN
Jan 29	vs TOR	0-0 1/-2 24:55		0-1 1/1 13:15	MIN	0-0 2/1 20:40	0-1 4/0 28:28	MIN
Jan 31	@ BOS	0-0 2/-1 15:55		0-1 0/2 21:23	MIN	0-0 1/-1 19:44	0-1 2/2 24:18	MIN
Feb 2	@ MTL	0-0 1/-3 22:03		0-0 2/-1 23:58	0-0 0/-1 8:55	0-0 0/0 13:15	0-0 3/0 26:17	MIN
Feb 3	vs FLA	0-0 0/-1 21:52		0-0 0/-1 21:03	0-0 0/0 4:01	0-0 1/-1 11:56	0-0 3/0 23:21	MIN
Feb 5	@ OTT	1-1 4/1 23:21		0-0 0/2 19:44	0-0 0/-1 5:40	0-1 1/1 16:44	INJ	MIN
Feb 7	vs MTL	0-0 2/1 23:23		0-0 0/-2 18:23	0-0 0/0 7:14	1-1 3/2 16:27	0-0 3/2 27:40	MIN
Feb 9	@ NYI	0-1 0/1 25:25		0-0 0/-1 22:25	DND	0-1 0/1 17:48	1-0 2/1 25:25	MIN
Feb 10	vs BOS	0-0 0/-1 20:36		0-0 1/0 15:34	0-0 3/0 8:15	0-0 3/0 18:10	0-0 2/0 24:16	MIN
Feb 12	@ OTT	0-0 5/0 17:52		0-0 1/0 15:25	0-0 2/0 6:34	0-0 2/-1 16:42	0-0 3/-2 24:35	MIN
Feb 15	vs BOS	0-0 0/0 18:41		DND	DND	0-0 1/1 17:42	1-1 (W) 2/3 26:58	MIN
Feb 17	vs PIT	0-0 1/-1 20:34		0-0 0/-1 18:28	0-0 1/0 4:27	1-0 3/1 16:04	0-2 1/0 24:18	MIN
Feb 19	vs WPG	DND		0-0 1/0 15:07	0-0 0/0 6:33	0-0 0/0 15:34	0-0 2/-2 26:21	MIN
Feb 21	@ TOR	DND		0-0 0/0 12:51	MIN	0-0 1/0 20:45	0-0 4/-1 28:35	0-0 0/0 14:34
Feb 23	vs NYI	DND		0-0 1/-1 19:12	MIN	0-0 0/0 18:21	0-0 5/-1 25:53	0-0 1/0 13:21
Feb 26	@ TB	DND		0-0 0/0 19:22	MIN	0-0 1/-1 19:31	0-0 0/1 20:29	0-0 0/0 15:27
Feb 28	@ FLA	DND		0-1 1/1 17:28	MIN	0-2 0/2 19:54	0-0 0/1 27:39	0-0 2/-1 17:06
Mar 2	vs NJ	INJ		0-1 0/0 20:25	MIN	0-1 0/0 21:21	0-0 3/-1 26:56	0-0 2/0 14:14
Mar 3	@ NYR	INJ		0-0 2/1 18:57	MIN	0-1 2/1 21:06	0-0 6/0 28:15	0-0 0/0 16:36
Mar 5	@ CAR	INJ		0-0 0/0 15:29	MIN	0-0 1/-1 18:42	0-0 1/1 22:43	0-0 0/0 15:52
Mar 7	@ NJ	INJ		0-0 1/0 17:26	MIN	0-1 2/-1 20:29	0-0 2/1 27:33	0-0 2/-1 15:51
Mar 10	@ PHI	INJ		0-0 0/0 9:12	MIN	0-1 1/0 21:02	0-0 4/0 26:39	0-1 1/1 17:44
Mar 12	vs NYR	0-0 0/0 19:16		0-0 0/0 14:14	MIN	0-0 0/0 18:17	0-1 2/1 24:38	0-0 0/-1 17:31
Mar 16	vs OTT	0-1 1/1 21:01		1-0 3/1 18:08	MIN	0-1 1/1 18:30	0-1 1/0 25:56	0-0 2/0 14:28
Mar 17	@ WSH	0-0 3/0 23:40		0-0 0/0 20:17	MIN	0-0 4/0 19:02	0-0 2/-2 21:01	0-0 0/-2 13:19
Mar 19	@ MTL	0-1 1/0 20:43		0-0 1/-1 20:49	MIN	2-0 (W) 3/-1 20:51	0-0 2/-1 26:48	0-0 0/0 15:33
Mar 21	vs TOR	0-0 3/-1 21:54		0-0 2/0 18:02	MIN	0-1 3/0 23:00	1-1 3/3 27:01	0-1 1/1 14:52
Mar 23	@ MTL	0-0 1/0 18:24		0-0 0/1 20:36	MIN	0-0 1/0 23:15	0-1 1/1 23:51	0-0 0/0 11:15
Mar 26	@ TB	1-0 1/0 19:07		0-0 0/0 16:35	MIN	0-0 1/0 19:22	0-0 2/0 26:59	0-0 0/1 11:34
Mar 28	@ FLA	0-1 4/1 22:54		0-0 0/0 20:18	MIN	0-1 2/1 21:33	0-1 6/2 24:20	0-0 3/-1 14:12
Mar 30	vs WSH	DND		0-0 0/0 15:33	MIN	0-0 1/-2 22:44	1-0 2/1 26:19	0-0 0/0 10:20
Mar 31	vs BOS	DND		0-0 1/0 14:36	MIN	0-0 1/-1 21:37	0-0 3/0 25:46	0-0 1/0 13:21
Apr 2	@ PIT	To STL		0-0 1/1 20:28	MIN	1-0 (W) 2/2 19:31	0-0 2/1 24:53	2-0 3/2 11:16
Apr 5	vs OTT			0-2 0/1 21:14	MIN	1-0 3/1 19:10	0-0 4/1 25:33	0-1 1/2 14:50
Apr 7	vs NJ			0-0 0/1 21:00	MIN	1-0 1/0 20:17	0-0 5/1 25:00	0-0 1/0 13:55
Apr 9	@ WPG			0-0 0/1 18:13	MIN	0-0 3/0 17:55	0-0 0/-3 24:30	1-0 3/1 14:18
Apr 11	vs MTL			0-0 1/-1 21:22	MIN	0-0 0/0 16:20	0-0 1/0 22:02	0-1 2/1 16:56
Apr 13	vs PHI		0-0 1/0 13:00	0-0 1/0 17:48	MIN	0-1 0/1 17:01	1-0 (W) 2/1 23:59	0-1 1/1 16:05
Apr 14	vs TB		0-0 3/0 11:15	0-0 0/-1 20:54	MIN	0-1 3/1 19:29	0-1 0/2 26:00	1-0 1/1 18:56
Apr 17	@ BOS		0-0 0/0 13:12	0-0 1/-1 20:00	MIN	0-0 4/-1 22:04	0-1 2/-2 26:58	0-0 2/-1 19:51
Apr 19	vs NYR		0-0 1/1 16:59	0-0 0/1 18:11	MIN	0-0 2/-2 16:00	0-2 2/-5 22:52	0-0 2/-3 16:53
Apr 22	vs WPG		0-0 1/-1 14:16	0-0 2/-1 17:57	MIN	0-0 1/-1 16:28	0-0 1/0 23:38	0-0 1/-2 16:41
Apr 23	@ PIT		0-0 2/0 14:33	0-0 1/1 16:53	MIN	1-0 (W) 2/1 13:31	0-0 1/0 26:22	0-0 2/0 17:31
Apr 26	vs NYI		0-0 0/0 16:08	0-0 0/0 23:01	MIN	0-0 0/-1 17:45	0-0 0/0 30:09	0-0 3/0 17:43



Player Game-by-Game

DATE	OPP	Hodgson #19	Stafford #21	Leino #23	Regehr #24	Grigorenko #25	Vanek #26	Pardy #27
Jan 20	vs PHI	1-0 7/2 19:44	0-1 4/0 17:57	DND	0-0 2/1 18:25	0-0 2/-1 11:13	2-3 9/1 19:17	MIN
Jan 21	@ TOR	1-0 2/2 18:56	0-0 3/0 18:01	DND	0-0 1/0 17:42	0-0 0/0 13:00	0-1 3/2 18:52	MIN
Jan 24	@ CAR	1-0 3/-2 18:53	0-0 4/-2 20:58	INJ	0-1 0/0 13:23	0-0 1/0 11:47	0-2 2/-1 18:45	MIN
Jan 25	vs CAR	0-0 6/0 20:21	0-0 1/0 17:46	INJ	0-0 0/0 17:45	0-0 0/0 6:48	1-0 6/-1 17:55	MIN
Jan 27	@ WSH	0-0 1/-2 18:44	0-1 4/0 19:15	INJ	0-0 1/-1 17:25	0-0 2/0 17:10	DND	MIN
Jan 29	vs TOR	0-0 2/0 21:46	0-1 1/0 21:37	INJ	DND	1-0 1/-2 10:05	0-1 4/-1 23:01	MIN
Jan 31	@ BOS	1-2 (W) 3/0 18:35	0-0 2/-2 17:15	INJ	DND	0-1 2/0 8:57	3-2 4/4 19:21	MIN
Feb 2	@ MTL	0-0 4/-3 16:28	0-0 3/-1 17:53	INJ	INJ	0-0 3/-1 12:54	1-0 4/0 17:20	MIN
Feb 3	vs FLA	1-2 1/3 17:24	0-0 1/-2 19:15	INJ	INJ	0-0 0/-1 15:04	1-2 1/3 19:15	MIN
Feb 5	@ OTT	0-1 0/-1 20:13	0-1 4/1 20:03	INJ	INJ	0-0 0/1 12:34	0-0 1/-1 20:15	0-1 2/0 18:25
Feb 7	vs MTL	0-0 4/-2 20:02	0-0 4/0 18:26	INJ	INJ	0-0 1/1 10:34	2-0 8/-1 23:56	DND
Feb 9	@ NYI	0-2 0/1 18:16	0-0 2/-1 14:37	INJ	INJ	0-1 0/1 7:13	1-1 3/1 21:47	MIN
Feb 10	vs BOS	0-0 1/-1 17:05	0-1 3/1 14:57	INJ	0-0 0/0 17:59	DND	0-0 1/-1 15:23	MIN
Feb 12	@ OTT	0-0 3/0 17:59	0-0 4/0 15:22	INJ	0-0 0/0 18:20	0-0 1/-1 11:50	0-0 5/-1 19:09	MIN
Feb 15	vs BOS	1-0 3/1 17:27	1-1 5/2 18:17	INJ	0-0 0/0 17:29	0-0 0/-1 8:08	0-0 1/1 18:42	MIN
Feb 17	vs PIT	1-0 4/0 17:50	0-0 2/-1 19:40	INJ	0-0 0/0 16:23	DND	1-1 3/-1 18:29	MIN
Feb 19	vs WPG	0-1 6/-1 19:59	0-0 1/0 13:51	INJ	0-0 0/0 15:44	DND	0-0 3/-1 19:09	MIN
Feb 21	@ TOR	0-0 1/0 19:04	0-1 0/0 16:30	INJ	0-0 1/0 18:31	DND	0-0 5/0 18:18	MIN
Feb 23	vs NYI	0-0 4/-3 20:26	0-0 5/-2 17:51	INJ	0-0 1/-2 19:28	0-0 1/0 6:00	0-0 6/-2 21:46	MIN
Feb 26	@ TB	1-1 2/2 19:51	0-0 2/0 13:41	INJ	0-0 2/0 24:07	0-0 1/0 5:25	0-2 2/2 18:18	0-0 0/0 14:17
Feb 28	@ FLA	0-0 1/-1 16:46	0-0 0/-1 18:02	INJ	0-0 1/-2 23:40	0-0 0/0 5:02	0-0 2/0 19:55	0-0 1/1 14:00
Mar 2	vs NJ	0-2 0/1 21:10	0-0 2/1 9:26	INJ	0-0 0/0 20:10	0-1 1/1 6:36	DND	0-0 0/1 16:18
Mar 3	@ NYR	0-0 0/0 19:09	1-0 2/1 13:41	INJ	0-0 0/2 22:11	0-1 2/1 9:46	DND	0-0 0/0 12:05
Mar 5	@ CAR	2-0 7/2 16:00	0-0 2/0 12:31	INJ	0-0 3/-1 17:59	0-0 2/0 11:05	0-1 2/1 17:25	DND
Mar 7	@ NJ	0-0 2/1 20:28	0-0 0/-1 13:17	INJ	0-0 0/-1 25:23	0-0 0/0 8:19	1-0 4/0 23:20	DND
Mar 10	@ PHI	0-0 3/0 19:26	0-0 0/0 13:46	INJ	0-0 0/2 18:28	DND	0-0 1/-1 18:00	MIN
Mar 12	vs NYR	0-1 2/1 22:20	0-0 2/-1 15:30	INJ	0-0 1/1 16:08	0-0 1/0 4:51	1-0 (W) 3/1 21:30	MIN
Mar 16	vs OTT	0-0 1/-1 17:53	2-0 5/0 15:37	0-1 2/1 15:55	0-0 1/-1 18:55	MIN	0-0 4/-1 15:45	MIN
Mar 17	@ WSH	2-0 2/0 17:47	0-0 5/-2 13:54	0-0 1/0 17:56	0-0 1/0 16:39	MIN	0-1 3/0 14:44	MIN
Mar 19	@ MTL	0-0 1/0 21:19	0-0 1/0 14:31	0-2 1/0 17:45	0-0 0/1 17:29	MIN	0-0 2/1 7:17	MIN
Mar 21	vs TOR	0-3 4/2 23:16	0-0 2/-2 16:35	0-0 2/-2 19:46	0-0 0/-1 18:15	MIN	DND	MIN
Mar 23	@ MTL	0-1 3/0 20:17	DND	0-1 1/1 15:58	0-0 0/0 17:45	MIN	2-0 (W) 2/1 15:56	MIN
Mar 26	@ TB	0-0 0/-1 18:53	DND	0-0 2/0 16:06	0-0 0/0 16:58	MIN	0-0 0/0 13:29	MIN
Mar 28	@ FLA	0-0 6/1 18:47	1-1 5/1 21:05	0-0 0/-1 5:28	0-1 0/-1 20:17	MIN	DND	MIN
Mar 30	vs WSH	0-0 1/-1 15:11	0-0 3/1 21:07	2-0 2/1 17:32	0-0 0/0 21:43	MIN	DND	MIN
Mar 31	vs BOS	0-0 3/-1 15:30	0-0 4/-1 21:46	DND	0-0 0/-1 16:20	MIN	DND	MIN
Apr 2	@ PIT	1-0 2/2 14:54	0-0 5/0 16:23	DND	DND	MIN	DND	0-1 1/2 11:17
Apr 5	vs OTT	0-0 2/1 15:39	0-0 4/-1 18:33	DND	To L.A	MIN	DND	0-2 0/2 12:03
Apr 7	vs NJ	0-1 1/0 15:01	0-0 3/0 17:33	DND		MIN	DND	0-0 0/0 18:15
Apr 9	@ WPG	0-0 3/-1 18:01	0-0 3/-4 18:45	DND		MIN	0-0 2/-4 19:19	0-0 0/-1 16:17
Apr 11	vs MTL	0-0 2/-2 10:29	0-0 1/0 17:03	DND		MIN	0-0 1/-2 14:16	0-0 0/0 17:56
Apr 13	vs PHI	0-0 3/0 17:58	0-0 3/0 12:45	DND		MIN	0-0 2/0 17:36	0-0 0/0 21:40
Apr 14	vs TB	0-0 0/0 15:23	0-0 2/0 15:22	DND		MIN	0-1 1/0 15:53	0-0 0/0 16:57
Apr 17	@ BOS	1-0 2/-1 16:08	0-1 2/0 19:48	DND		DND	1-1 5/-1 18:09	0-0 0/0 16:12
Apr 19	vs NYR	1-0 1/-3 19:25	1-0 4/-1 17:33	DND		DND	0-0 1/-2 19:11	0-0 1/-2 18:13
Apr 22	vs WPG	0-0 0/0 17:14	0-1 3/0 17:07	DND		0-0 1/0 15:18	1-0 6/0 18:52	0-0 1/-1 22:08
Apr 23	@ PIT	0-2 4/1 19:04	0-2 3/1 21:32	DND		0-0 3/2 11:40	2-1 5/2 18:25	0-0 0/2 17:46
Apr 26	vs NYI	0-0 1/0 20:36	0-0 0/0 16:28	DND		0-0 6/-1 14:34	0-1 2/1 21:25	0-0 0/0 16:48



Player Game-by-Game

DATE	OPP	Pominville #29	Scott #32	Brennan #33	Kaleta #36	Ellis #37	Gerbe #42	Sekera #44
Jan 20	vs PHI	0-3 1/0 19:15	0-0 0/0 2:10	DND	0-0 1/0 11:37	0-0 2/0 3:48	MIN	0-1 1/0 17:30
Jan 21	@ TOR	1-1 (W) 3/2 22:02	0-0 0/0 1:58	DND	0-0 0/0 7:37	0-0 1/0 4:33	MIN	0-0 1/1 20:06
Jan 24	@ CAR	2-0 7/-1 20:07	0-0 0/-1 4:45	DND	0-0 1/0 10:29	DND	0-0 1/0 10:06	0-0 1/-2 15:29
Jan 25	vs CAR	0-1 4/-1 20:57	0-0 1/0 3:21	DND	0-0 3/0 15:35	DND	0-0 1/0 7:14	0-0 3/-1 22:18
Jan 27	@ WSH	0-0 1/-1 19:03	0-0 1/0 5:12	DND	0-0 0/1 9:50	0-0 0/0 5:44	0-0 1/-2 11:08	0-1 0/0 19:48
Jan 29	vs TOR	1-0 3/-1 23:55	0-0 0/0 3:04	0-0 0/-1 14:27	0-0 0/0 1:58	0-0 2/0 6:31	DND	1-0 3/0 24:18
Jan 31	@ BOS	1-2 5/2 23:08	0-0 1/0 4:28	DND	DND	0-0 0/0 7:33	0-0 0/0 6:41	0-0 0/1 21:21
Feb 2	@ MTL	0-0 4/-1 20:32	0-0 0/0 5:23	DND	DND	0-0 3/0 9:02	DND	0-0 0/0 3:37
Feb 3	vs FLA	0-1 0/3 18:44	0-0 0/0 4:04	0-0 1/1 15:44	DND	DND	0-0 1/0 6:01	INJ
Feb 5	@ OTT	1-0 3/-1 21:22	0-0 0/0 4:51	0-0 4/-1 17:43	INJ	DND	0-0 0/-1 7:30	INJ
Feb 7	vs MTL	0-0 3/-1 22:30	0-0 0/0 3:16	0-0 3/0 14:47	INJ	DND	0-0 1/0 9:04	DND
Feb 9	@ NYI	0-0 2/1 19:51	0-0 0/0 1:39	0-0 0/1 8:01	0-0 0/0 14:11	DND	0-0 0/0 4:15	0-0 0/0 24:56
Feb 10	vs BOS	0-0 0/-1 17:57	0-0 1/0 5:15	DND	0-0 0/0 9:56	DND	0-0 3/-1 17:15	0-0 1/-1 21:44
Feb 12	@ OTT	0-0 3/-1 20:57	DND	DND	0-0 2/0 9:33	MIN	0-0 2/-1 11:37	0-0 1/-1 19:00
Feb 15	vs BOS	0-0 2/1 18:55	0-0 0/-1 3:43	DND	0-0 1/-1 7:42	MIN	0-1 2/1 15:15	0-0 0/0 17:18
Feb 17	vs PIT	0-0 2/-1 19:47	0-0 0/0 4:47	DND	0-0 2/0 9:29	MIN	0-1 1/1 13:21	DND
Feb 19	vs WPG	1-0 1/-1 22:19	0-0 0/0 4:26	0-0 4/1 17:08	0-0 1/0 9:05	MIN	0-0 1/-1 14:32	DND
Feb 21	@ TOR	0-0 5/0 21:34	0-0 0/0 3:18	0-0 2/1 11:26	0-0 0/0 7:56	MIN	0-0 2/0 14:30	DND
Feb 23	vs NYI	0-0 1/-1 21:53	DND	DND	0-0 0/0 8:58	MIN	0-0 1/0 16:12	0-0 3/-2 23:43
Feb 26	@ TB	0-0 2/2 20:04	DND	DND	0-0 1/0 10:27	MIN	0-0 3/-1 14:07	0-1 0/1 22:37
Feb 28	@ FLA	0-0 4/-1 18:52	0-0 0/0 4:44	DND	0-0 2/-1 11:39	MIN	2-0 3/2 17:27	0-0 2/-2 24:16
Mar 2	vs NJ	2-0 6/-1 23:53	DND	DND	0-0 1/0 15:24	MIN	0-0 2/0 18:33	0-0 0/1 20:42
Mar 3	@ NYR	0-0 4/0 24:29	DND	DND	0-0 1/0 11:15	MIN	1-0 3/1 18:02	0-0 0/1 20:10
Mar 5	@ CAR	0-2 3/1 16:32	DND	1-0 4/-1 18:51	SUS	MIN	0-0 0/-2 15:49	0-0 1/-1 20:17
Mar 7	@ NJ	0-0 2/0 23:08	0-0 1/0 4:47	0-0 0/-1 13:43	SUS	MIN	0-0 2/0 15:46	0-1 0/1 19:28
Mar 10	@ PHI	0-0 3/-1 20:54	0-0 0/0 4:26	0-0 0/-1 16:17	SUS	MIN	0-0 2/0 10:36	0-1 0/2 23:19
Mar 12	vs NYR	0-1 2/1 23:53	0-0 0/0 5:01	DND	SUS	MIN	0-0 0/1 7:26	0-2 2/3 21:48
Mar 16	vs OTT	0-0 5/-1 18:11	DND	To FLA	SUS	MIN	0-1 2/1 11:06	0-0 1/-2 15:39
Mar 17	@ WSH	0-2 1/0 18:32	DND		SUS	MIN	0-0 2/-1 9:34	DND
Mar 19	@ MTL	0-0 1/0 22:18	DND		0-0 1/0 10:52	MIN	DND	DND
Mar 21	vs TOR	1-0 2/2 24:06	0-0 0/0 3:31		0-0 2/0 5:53	MIN	DND	DND
Mar 23	@ MTL	0-0 0/0 22:38	DND		0-0 2/0 12:07	MIN	0-0 3/0 11:36	DND
Mar 26	@ TB	0-0 1/0 20:50	DND		0-0 0/-1 11:03	MIN	0-0 0/-1 10:30	DND
Mar 28	@ FLA	0-0 1/1 20:29	0-0 0/0 5:31		0-0 1/-1 15:13	MIN	1-0 4/1 18:11	1-0 2/1 21:45
Mar 30	vs WSH	0-0 2/-1 18:39	DND		0-0 0/0 11:28	MIN	0-0 2/0 12:22	0-1 1/-1 24:22
Mar 31	vs BOS	0-0 4/-1 22:19	0-0 0/0 4:56		0-0 1/0 7:20	MIN	0-0 1/0 13:44	0-0 0/-2 20:44
Apr 2	@ PIT	0-2 1/3 18:38	DND		0-0 2/0 15:14	MIN	0-0 1/0 15:20	0-1 1/2 23:57
Apr 5	vs OTT	To MIN	0-0 1/0 7:48		0-0 1/0 13:14	MIN	0-0 2/1 15:55	0-0 0/-1 21:47
Apr 7	vs NJ		0-0 0/1 9:11		1-0 4/1 15:02	MIN	0-1 3/1 15:35	0-0 1/0 23:09
Apr 9	@ WPG		0-0 0/0 9:16		0-0 0/0 6:37	MIN	0-0 4/0 17:51	0-0 0/1 20:48
Apr 11	vs MTL		DND		0-0 0/-1 10:00	MIN	0-0 1/-1 13:43	0-1 0/0 19:16
Apr 13	vs PHI		0-0 0/0 7:13		0-0 2/0 14:12	MIN	0-0 0/0 12:43	0-0 0/1 24:43
Apr 14	vs TB		0-0 3/0 10:43		0-0 1/0 13:29	MIN	0-1 1/0 12:08	0-0 0/2 24:03
Apr 17	@ BOS		0-0 3/0 10:24		0-0 1/0 12:43	MIN	0-0 0/0 13:41	0-0 2/-1 27:39
Apr 19	vs NYR		0-0 0/0 11:00		0-0 0/-1 9:48	MIN	1-0 2/-1 12:34	0-0 4/-5 20:58
Apr 22	vs WPG		0-0 2/0 7:33		DND	MIN	0-0 1/0 8:39	0-0 1/0 22:21
Apr 23	@ PIT		0-0 0/0 7:13		DND	MIN	0-0 2/0 7:04	0-0 0/1 26:21
Apr 26	vs NYI		0-0 1/0 6:09		DND	MIN	0-0 1/0 10:27	0-0 1/1 23:25



Player Game-by-Game

DATE	OPP	Sulzer #52	Pysyk #53	Hecht #55	Myers #57	Ennis #63	Flynn #65	Adam #72
Jan 20	vs PHI	0-0 0/0 14:43	MIN	0-0 1/0 14:32	1-0 (W) 2/0 23:11	0-1 3/0 18:47	MIN	MIN
Jan 21	@ TOR	0-0 0/1 15:02	MIN	0-0 1/0 17:46	0-0 0/0 18:06	0-0 3/0 18:19	MIN	MIN
Jan 24	@ CAR	0-1 0/1 15:15	MIN	0-0 1/0 12:17	0-0 0/0 22:09	0-0 0/-2 17:47	MIN	MIN
Jan 25	vs CAR	0-0 0/0 15:37	MIN	0-0 3/0 18:26	0-0 1/0 20:59	0-0 3/-1 17:14	MIN	MIN
Jan 27	@ WSH	0-0 2/0 16:41	MIN	0-0 1/0 17:47	0-0 1/0 18:56	1-1 4/2 18:40	MIN	MIN
Jan 29	vs TOR	DND	MIN	0-0 1/-2 16:17	0-0 1/-2 23:09	0-0 4/1 22:22	MIN	MIN
Jan 31	@ BOS	1-0 1/1 17:33	MIN	0-1 3/2 15:32	0-0 1/-1 16:08	1-1 3/1 19:02	MIN	MIN
Feb 2	@ MTL	0-0 2/1 21:06	MIN	0-0 0/-2 15:19	0-0 0/-3 16:56	0-0 0/0 17:48	MIN	MIN
Feb 3	vs FLA	1-0 1/1 16:57	MIN	0-0 3/-1 21:08	0-0 2/0 19:31	0-0 3/-2 19:39	MIN	MIN
Feb 5	@ OTT	0-0 0/-1 14:21	MIN	0-1 1/0 14:08	0-0 2/-1 21:25	1-0 1/1 20:39	MIN	MIN
Feb 7	vs MTL	0-0 1/0 18:01	MIN	0-1 1/1 16:23	0-0 0/-2 20:46	1-2 6/1 22:14	MIN	MIN
Feb 9	@ NYI	1-0 (W) 1/0 13:40	MIN	0-0 1/1 18:09	DND	0-0 3/-1 18:41	MIN	MIN
Feb 10	vs BOS	0-0 1/0 17:44	MIN	0-0 3/0 16:32	DND	1-0 3/0 17:15	MIN	MIN
Feb 12	@ OTT	DND	MIN	0-0 2/0 10:44	0-0 2/0 20:47	0-0 3/-1 15:15	MIN	MIN
Feb 15	vs BOS	0-0 1/1 18:59	MIN	0-1 3/1 15:29	1-1 2/2 18:40	0-2 2/2 19:29	MIN	MIN
Feb 17	vs PIT	0-0 3/0 17:56	MIN	0-1 1/1 15:38	0-0 1/0 19:42	0-1 5/-2 21:04	MIN	MIN
Feb 19	vs WPG	0-0 1/-1 22:54	MIN	0-0 3/0 15:26	0-0 2/0 19:23	0-0 2/0 21:09	MIN	MIN
Feb 21	@ TOR	0-0 1/-1 20:59	MIN	0-0 3/0 8:01	0-0 0/1 22:09	1-0 6/0 16:26	MIN	MIN
Feb 23	vs NYI	0-0 0/0 3:27	MIN	0-0 0/0 9:43	0-0 1/0 21:50	0-0 3/0 18:11	MIN	MIN
Feb 26	@ TB	INJ	MIN	0-0 2/0 5:52	1-0 (W) 1/0 18:50	0-0 1/-1 15:18	MIN	MIN
Feb 28	@ FLA	INJ	MIN	0-0 1/-1 12:45	0-0 2/1 23:12	1-1 3/2 19:19	MIN	MIN
Mar 2	vs NJ	INJ	MIN	1-0 2/1 8:37	0-0 0/-1 20:04	0-0 3/-2 20:10	0-0 0/0 8:50	MIN
Mar 3	@ NYR	INJ	MIN	0-0 0/1 9:32	0-0 3/0 21:09	0-0 2/0 20:54	0-0 2/0 12:42	MIN
Mar 5	@ CAR	INJ	MIN	0-0 2/0 11:20	0-0 1/0 21:37	0-1 2/-3 16:59	0-0 5/-1 13:26	MIN
Mar 7	@ NJ	INJ	MIN	DND	0-0 2/0 23:40	0-1 0/0 16:00	1-0 4/1 15:15	MIN
Mar 10	@ PHI	INJ	MIN	1-0 1/1 13:10	0-0 1/0 22:37	0-0 0/-1 4:47	1-0 3/1 16:52	MIN
Mar 12	vs NYR	INJ	MIN	0-0 0/2 15:32	0-0 0/-1 18:29	DND	0-1 3/0 15:55	MIN
Mar 16	vs OTT	INJ	MIN	0-1 1/0 11:58	0-0 0/1 24:38	0-0 3/1 17:22	0-0 2/0 13:42	MIN
Mar 17	@ WSH	INJ	0-0 1/-1 14:55	0-0 0/-1 9:46	0-0 0/-1 20:48	0-2 4/1 16:06	1-0 1/0 12:06	MIN
Mar 19	@ MTL	INJ	0-0 1/0 15:17	0-0 2/0 10:07	0-1 2/1 19:24	1-0 1/0 15:56	0-0 0/0 13:48	MIN
Mar 21	vs TOR	INJ	0-0 1/-1 16:49	0-0 3/0 7:08	0-0 2/1 20:24	1-1 4/0 24:12	0-0 1/1 15:22	MIN
Mar 23	@ MTL	INJ	0-0 1/0 16:55	0-0 2/0 10:32	0-0 1/0 20:25	0-1 0/1 16:03	0-0 0/0 8:59	MIN
Mar 26	@ TB	INJ	0-0 1/1 14:06	0-0 2/0 11:52	0-0 0/-1 20:16	0-0 2/0 19:17	0-1 2/1 11:16	MIN
Mar 28	@ FLA	INJ	DND	0-0 2/-1 13:06	0-1 0/-1 17:07	0-1 3/1 18:49	DND	MIN
Mar 30	vs WSH	INJ	0-0 1/0 13:52	0-1 1/0 13:04	0-1 1/1 28:13	0-1 2/0 20:08	0-0 2/0 11:18	MIN
Mar 31	vs BOS	INJ	0-0 0/-1 12:54	0-0 1/0 15:09	0-0 2/0 23:59	0-0 1/-1 18:12	0-0 2/0 12:20	MIN
Apr 2	@ PIT	INJ	0-1 1/1 9:50	0-0 0/0 14:52	0-0 2/1 23:56	0-0 2/0 16:37	0-1 1/1 10:10	0-0 1/1 9:36
Apr 5	vs OTT	INJ	0-1 1/0 13:29	1-1 2/2 11:57	0-1 4/1 25:54	0-0 3/-1 16:58	1-0 (W) 1/2 16:01	1-0 1/0 10:40
Apr 7	vs NJ	INJ	0-0 1/0 18:23	0-1 0/1 16:56	0-0 1/0 24:22	0-0 1/-1 17:42	0-0 2/0 17:35	0-0 0/0 11:31
Apr 9	@ WPG	INJ	0-0 2/-1 17:31	0-0 1/0 10:41	0-0 3/-3 22:46	0-0 1/-4 17:25	0-1 3/1 16:03	DND
Apr 11	vs MTL	INJ	0-0 0/-2 14:03	0-0 0/-1 17:07	0-0 2/-1 25:37	0-0 3/0 14:02	1-0 1/1 17:58	0-0 0/0 7:23
Apr 13	vs PHI	INJ	0-0 1/0 18:06	0-0 2/0 14:57	DND	0-0 1/0 17:45	0-0 2/1 15:36	DND
Apr 14	vs TB	INJ	0-0 1/-1 18:30	1-0 (W) 2/0 12:58	DND	1-0 2/0 14:59	0-1 2/1 18:32	DND
Apr 17	@ BOS	INJ	0-0 2/0 20:46	0-0 1/0 12:32	DND	0-1 2/-1 18:03	0-0 3/-1 18:37	MIN
Apr 19	vs NYR	INJ	1-0 2/-2 19:32	0-0 3/0 13:15	DND	0-2 2/-3 19:32	0-0 0/-2 15:13	MIN
Apr 22	vs WPG	INJ	0-0 2/-1 18:09	0-0 1/0 17:27	DND	0-1 0/-1 16:58	0-0 0/-2 16:53	MIN
Apr 23	@ PIT	INJ	0-2 2/2 18:21	1-0 1/2 16:02	DND	0-0 1/0 14:41	0-0 4/0 17:37	MIN
Apr 26	vs NYI	INJ	0-0 0/-1 17:49	0-0 2/-1 16:17	DND	0-0 2/0 16:00	1-0 3/1 19:35	MIN



Player Game-by-Game

DATE	OPP	Foligno #82	Enroth #1	Miller #30
Jan 20	vs PHI	0-0 0/0 15:43	DNP	2/29W 60
Jan 21	@ TOR	0-0 1/0 13:44	DNP	1/35W 60
Jan 24	@ CAR	0-0 4/-1 13:58	5/37L 60	DNP
Jan 25	vs CAR	0-0 2/0 15:53	DNP	2/41L 60
Jan 27	@ WSH	1-0 3/1 16:57	DNP	3/30L 59
Jan 29	vs TOR	0-2 2/-1 16:04	DNP	4/24O 65
Jan 31	@ BOS	0-1 2/0 15:10	DNP	4/42W 60
Feb 2	@ MTL	0-1 2/-1 16:13	2/11 20	4/21L 40
Feb 3	vs FLA	0-0 2/-2 21:46	DNP	4/33L 60
Feb 5	@ OTT	0-0 0/1 20:51	4/24L 59	DNP
Feb 7	vs MTL	0-2 0/1 20:57	DNP	4/32W 64
Feb 9	@ NYI	0-0 1/-2 15:41	DNP	2/43W 60
Feb 10	vs BOS	0-0 0/-1 16:38	DNP	2/38L 59
Feb 12	@ OTT	0-0 1/-1 14:15	DNP	2/31L 60
Feb 15	vs BOS	0-1 1/2 17:27	DNP	2/32W 60
Feb 17	vs PIT	0-0 3/-1 14:27	DNP	4/35L 59
Feb 19	vs WPG	0-0 2/1 21:03	DNP	2/28L 58
Feb 21	@ TOR	0-0 1/0 15:09	DNP	3/36L 58
Feb 23	vs NYI	0-0 2/-1 9:14	DNP	4/32L 60
Feb 26	@ TB	0-0 1/0 10:17	DNP	1/31W 60
Feb 28	@ FLA	DND	DNP	3/43W 65
Mar 2	vs NJ	0-0 1/-2 15:13	DNP	3/31W 65
Mar 3	@ NYR	0-0 1/0 13:47	DNP	2/28O 65
Mar 5	@ CAR	0-0 4/-1 12:53	DNP	4/28L 59
Mar 7	@ NJ	0-1 1/1 10:43	2/29 59	0/4O 6
Mar 10	@ PHI	0-0 0/1 11:21	DNP	3/28L 59
Mar 12	vs NYR	2-0 4/2 15:41	1/33W 60	DNP
Mar 16	vs OTT	0-0 1/-1 11:14	DNP	4/34O 64
Mar 17	@ WSH	0-1 0/-1 12:39	DNP	5/25L 59
Mar 19	@ MTL	0-0 1/0 14:17	2/34W 62	DNP
Mar 21	vs TOR	1-0 1/1 12:29	DNP	4/34W 65
Mar 23	@ MTL	0-0 0/0 8:03	DNP	1/39W 60
Mar 26	@ TB	0-1 0/1 12:28	DNP	2/25L 59
Mar 28	@ FLA	1-0 1/1 12:21	DNP	4/40O 65
Mar 30	vs WSH	0-1 2/1 9:03	3/38O 65	DNP
Mar 31	vs BOS	0-0 1/-1 17:34	DNP	2/31L 58
Apr 2	@ PIT	0-0 1/0 15:20	DNP	1/20W 60
Apr 5	vs OTT	0-0 0/-1 11:15	DNP	2/37W 60
Apr 7	vs NJ	0-0 2/0 11:28	DNP	2/39W 65
Apr 9	@ WPG	0-1 2/1 13:23	DNP	3/29L 58
Apr 11	vs MTL	0-0 0/-2 10:03	1/10 20	4/32L 40
Apr 13	vs PHI	0-0 0/0 8:40	0/29W 60	DNP
Apr 14	vs TB	0-0 0/0 12:32	1/33W 60	DNP
Apr 17	@ BOS	0-0 0/0 11:58	DNP	2/43W 64
Apr 19	vs NYR	0-1 1/0 10:51	4/15L 39	4/14 21
Apr 22	vs WPG	0-0 1/0 7:13	2/39L 59	DNP
Apr 23	@ PIT	0-0 0/0 8:52	DNP	2/42W 60
Apr 26	vs NYI	0-0 0/1 7:41	DNP	1/31W 65



Milestones

CHRISTIAN EHRHOFF
600th NHL game … March 30 vs. Washington

TYLER ENNIS
100th NHL point (assist) … Feb. 7 vs. Montreal

BRIAN FLYNN
1st NHL game … March 2 vs. New Jersey
1st NHL point (goal) … March 7 at New Jersey
1st NHL assist … March 12 vs. NY Rangers

MIKHAIL GRIGORENKO
1st NHL game … Jan. 20 vs. Philadelphia
1st NHL point (goal) … Jan. 29 vs. Toronto
1st NHL assist … Jan. 31 at Boston

JOCHEN HECHT
800th NHL game … Feb. 12 at Ottawa

CODY HODGSON
100th NHL game … Feb. 3 vs. Florida

PATRICK KALETA
300th NHL game … April 17 at Boston

VILLE LEINO
100th NHL point (assist) … March 19 at Montreal

JORDAN LEOPOLD
600th NHL game … Feb. 2 at Ottawa
200th NHL point (assist) … March 19 at Montreal

RYAN MILLER
500th NHL game … April 26 vs. NY Islanders

STEVE OTT
600th NHL game … March 28 at Florida

ADAM PARDY
200th NHL game … April 26 vs. NY Islanders

MARK PYSYK
1st NHL game … March 17 at Washington
1st NHL point (assist) … April 2 at Pittsburgh
1st NHL goal … April 19 vs. NY Rangers

CHAD RUHWEDEL
1st NHL game … April 13 vs. Philadelphia

DREW STAFFORD
400th NHL game … Jan. 24 at Carolina

ALEXANDER SULZER
100th NHL game … Feb. 9 at NY Islanders



Regular Season Highs & Lows

Team Scoring

Most Goals Scored - Game	7	1/31 at BOS
Most Goals Scored - Period	4	1/31 at BOS (3rd)
Most Goals Allowed - Game	8	4/19 vs. NYR
Most Goals Allowed - Period	4	(2x) Last: 4/19 vs. NYR (2nd)
Largest Margin of Victory	3	(2x) Last: 1/31 at BOS (7-4)
Largest Margin of Defeat	5	2/2 at MTL
Most Power Play Goals - Game	3	1/20 vs. PHI (3-for-6)
Most Power Play Opportunities - Game	7	2/7 vs. MTL (1-for-7)
Most Power Play Goals Against - Game	2	(8x) Last: 4/11 vs. MTL (2-for-8)
Most Power Play Opportunities Against - Game	8	(3x) Last: 4/11 vs. MTL (2-for-8)

Shooting

Most Shots Taken - Game	42	2/12 at OTT
Most Shots Taken - Period	18	(4x) Last: 3/5 at CAR (3rd)
Fewest Shots Taken - Game	14	3/26 at TBL
Fewest Shots Taken - Period	1	2/2 at MTL (1st)
Most Shots Allowed - Game	43	(3x) Last: 4/17 at BOS
Most Shots Allowed - Period	21	(2x) 4/23 at PIT (3rd)
Fewest Shots Allowed - Game	20	4/2 at PIT
Fewest Shots Allowed - Period	3	(2x) Last: 4/2 at PIT (2nd)

Penalty Minutes

Most Penalty Minutes - Game	39	3/10 at PHI
Fewest Penalty Minutes - Game	2	(4x) Last: 4/19 vs. NYR
Most Opponent Penalty Minutes - Game	42	3/21 vs. TOR
Fewest Opponent Penalty Minutes - Game	2	(2x) Last: 4/23 at PIT

Team Streaks

Longest Winning Streak	3	(4x) Last: From 4/13 vs. PHI to 4/17 at BOS
Longest Home Winning Streak	2	(3x) Last: From 4/13 vs. PHI to 4/14 vs. TBL
Longest Road Winning Streak	2	(3x) Last: From 4/17 at BOS to 4/23 at PIT
Longest (Regulation) Losing Streak	4	From 2/17 vs. PIT to 2/23 vs. NYI
Longest Home (Regulation) Losing Streak	3	From 2/17 vs. PIT to 2/23 vs. NYI
Longest Road (Regulation) Losing Streak	2	(3x) Last: From 2/12 at OTT to 2/21 at TOR
Longest Unbeaten (Points) Streak	4	From 2/26 at TBL to 3/3 at NYR (3-0-1)
Longest Home Unbeaten (Points) Streak	5	From 3/2 vs. NJD to 3/30 vs. WSH (3-0-2)
Longest Road Unbeaten (Points) Streak	3	From 2/26 at TBL to 3/3 at NYR (2-0-1)
Longest Winless Streak	4	(4x) Last: From 3/26 at TBL to 3/31 vs. BOS (0-2-2)
Longest Home Winless Streak	3	(2x) Last: From 2/17 vs. PIT to 2/23 vs. NYI (0-3-0)
Longest Road Winless Streak	5	From 3/3 at NYR to 3/17 at WSH (0-3-2)



Regular Season Highs & Lows

Individual Highs for a Game

Most Goals	3	Thomas Vanek, 1/31 at BOS
Most Assists	3	(3x) Last: Cody Hodgson, 3/22 vs. TOR
Most Points	5	(2x) Last: Thomas Vanek (3+2), 1/31 at BOS
Most Penalty Minutes	17	(2x) Last: Mike Weber, 3/10 at PHI
Most Shots	9	Thomas Vanek, 1/20 vs. PHI
Most Goals by Opponent	3	(2x) Last: Brad Richards, 4/19 vs. NYR
Most Assists by Opponent	3	Eric Staal, 3/5 at CAR
Most Points by Opponent	3	(7x) Last: Nazem Kadri (2+1), 3/21 vs. TOR
Most Penalty Minutes by Opponent	29	Colton Orr, 3/21 vs. TOR
Most Shots by Opponent	10	Alex Ovechkin, 3/30 vs. WSH

Individual Streaks

Consecutive Games with Goals	3	(2x) Last: Steve Ott from 4/2 at PIT to 4/7 vs. NJD
Consecutive Games with Assists	4	Tyler Ennis from 3/17 at WSH to 3/23 at MTL (2+4)
Consecutive Games with Points	4	(8x) Last: Drew Stafford from 4/17 at BOS to 4/23 at PIT (1+4)



2012-13 Transactions

> > > > a season in review

January 2013

JAN. 13	Signed **Jochen Hecht** to a one-year contract
	Recalled **Cody Hodgson** and **Marcus Foligno** from Rochester; Recalled **Mikhail Grigorenko** from Quebec (QMJHL); Placed **Joe Finley** on waivers
JAN. 14	Loaned **David Leggio** and **Drew Schiestel** to Rochester
	Joe Finley claimed off waivers by NY Islanders
JAN. 16	Loaned **Marc Mancari** to Rochester
JAN. 18	Loaned **Adam Pardy** to Rochester
JAN. 24	Placed **Ville Leino** on IR

February 2013

FEB. 1	Placed **Robyn Regehr** on IR
FEB. 4	Recalled **Adam Pardy**; Placed **Patrick Kaleta** on IR
FEB. 7	Loaned **Adam Pardy** to Rochester
FEB. 9	Activated **Patrick Kaleta** from IR
FEB. 10	Activated **Robyn Regehr** from IR
FEB. 11	Loaned **Matt Ellis** to Rochester
FEB. 21	Recalled **Kevin Porter** from Rochester; Loaned **Cody McCormick** to Rochester
FEB. 24	Recalled **Adam Pardy** from Rochester; Placed **Alexander Sulzer** on IR

March 2013

MARCH 1	Recalled **Brian Flynn** from Rochester
MARCH 2	Placed **Jordan Leopold** on IR
MARCH 10	Loaned **Adam Pardy** to Rochester; Activated **Jordan Leopold** from IR
MARCH 15	Loaned **Mikhail Grigorenko** to Quebec (QMJHL)
	Acquired a fifth-round pick in the 2013 NHL Entry Draft from Florida in exchange for **TJ Brennan**
MARCH 16	Activated **Ville Leino** from IR
MARCH 17	Recalled **Mark Pysyk** from Rochester
MARCH 29	Signed free agent **Tim Schaller** to a two-year, entry-level contract
MARCH 30	Acquired a second-round pick and a fifth-round pick in the 2013 NHL Entry Draft from the St. Louis Blues in exchange for **Jordan Leopold**

April 2013

APRIL 1	Acquired a second-round pick in the 2014 NHL Entry Draft and a second-round pick in the 2015 NHL Entry Draft from the Los Angeles Kings in exchange for **Robyn Regehr**
	Recalled **Luke Adam** from Rochester
APRIL 2	Recalled **Adam Pardy** from Rochester
APRIL 3	Acquired **Johan Larsson**, **Matt Hackett**, a first-round pick in the 2013 NHL Entry Draft and a second-round pick in the 2014 NHL Entry Draft from the Minnesota Wild in exchange for **Jason Pominville**
APRIL 13	Signed **Chad Ruhwedel** to a two-year, entry-level contract
	Loaned **Johan Larsson** and **Matt Hackett** to Rochester
APRIL 15	Recalled **Mikhail Grigorenko** from Quebec (QMJHL)
APRIL 16	Loaned **Luke Adam** to Rochester
APRIL 26	Loaned **Mark Pysyk**, **Mikhail Grigorenko** and **Brian Flynn** to Rochester



Man Games Lost

PLAYER	TOTAL NUMBER OF GAMES LOST	INJURY	DATE	NUMBER OF GAMES
Christian Ehrhoff	1	Muscle strain	Feb. 5	1 game
Tyler Ennis	1	Upper body	March 12	1 game
Nathan Gerbe	2	Back	Jan. 20 – Jan. 21	2 games
Ville Leino	40	Lower body Upper body	Jan. 20 – March 12 March 31 – April 26	27 games 13 games
Jordan Leopold	8	Upper body	Feb. 21 – March 7	8 games
Patrick Kaleta	8	Neck Hand	Jan. 31 – Feb. 7 April 22 – April 26	5 games 3 games
Cody McCormick	7	Hand	Jan. 20 – Jan. 31	7 games
Tyler Myers	7	Leg	April 13 – April 26	7 games
Robyn Regehr	7	Lower body	Jan. 29 – Feb. 9	7 games
Andrej Sekera	11	Ankle Lower body Upper body	Feb. 3 – Feb. 7 Feb. 17 – Feb. 21 March 27 – March 26	3 games 3 games 5 games
Alexander Sulzer	29	Lower body	Feb. 26 – April 26	29 games
Thomas Vanek	10	Muscle strain Upper body Lower body Upper body	Jan. 27 March 2 – March 3 March 21 March 28 – April 7	1 game 2 games 1 game 6 games
TOTAL				131 MAN GAMES LOST



2012-13 Game Vignettes

> > > > a season in review

PHI 2 @ **BUF 4** | Sunday, January 20

GOALS:	Vanek (2), Ott, Myers, Hodgson
GOALIE:	Miller (27 saves/29 shots)
SPECIAL TEAMS:	PP: 3/6; PK: 3/4
SHOTS:	Buffalo 41 – Philadelphia 29
TOI LEADER:	Myers (23:11)
MAN GAMES LOST:	3

BUF 2 @ TOR 1 | Monday, January 21

GOALS:	Hodgson, Pominville
GOALIE:	Miller (34 saves/35 shots)
SPECIAL TEAMS:	PP: 0/3; PK: 6/7
SHOTS:	Toronto 35 – Buffalo 20
TOI LEADER:	Leopold (25:12)
MAN GAMES LOST:	6

BUF 3 @ **CAR 6** | Thursday, January 24

GOALS:	Pominville (2), Hodgson
GOALIE:	Enroth (32 saves/37 shots); 1 ENG
SPECIAL:	PP: 0/6; PK: 4/4
SHOTS:	Carolina 38 – Buffalo 33
TOI LEADER:	Ehrhoff (25:17)
MAN GAMES LOST:	8

CAR 3 @ BUF 1 | Friday, January 25

GOALS:	Vanek
GOALIE:	Miller (39 saves/41 shots); 1 ENG
SPECIAL TEAMS:	PP: 1/4; PK: 3/5
SHOTS:	Carolina 42 – Buffalo 41
TOI LEADER:	Sekera (22:18)
MAN GAMES LOST:	10

BUF 2 @ **WSH 3** | Sunday, January 27

GOALS:	Ennis, Foligno
GOALIE:	Miller (27 saves/30 shots)
SPECIAL TEAMS:	PP: 0/2; PK: 2/3
SHOTS:	Toronto 30 – Buffalo 24
TOI LEADER:	Ehrhoff (23:47)
MAN GAMES LOST:	13

TOR 4 @ BUF 3 OT | Tuesday, January 29

GOALS:	Pominville, Sekera, Grigorenko
GOALIE:	Miller (20 saves/24 shots)
SPECIAL TEAMS:	PP: 1/1; PK: 2/2
SHOTS:	Buffalo 32 – Toronto 24
TOI LEADER:	Ehrhoff (28:28)
MAN GAMES LOST:	16

BUF 7 @ BOS 4 | Thursday, January 31

GOALS:	Vanek (3), Ennis, Sulzer, Hodgson, Pominville
GOALIE:	Miller (38 saves/42 shots)
SPECIAL TEAMS:	PP: 1/3; PK: 4/4
SHOTS:	Boston 42 – Buffalo 32
TOI LEADER:	Ehrhoff (24:18)
MAN GAMES LOST:	20

BUF 1 @ **MTL 6** | Saturday, February 2

GOALS:	Vanek
GOALIE:	Miller (17 saves/21 shots), Enroth (9 saves/11 shots)
SPECIAL TEAMS:	PP: 0/6; PK: 6/8
SHOTS:	Montreal 32 – Buffalo 31
TOI LEADER:	Ehrhoff (25:41)
MAN GAMES LOST:	23

FLA 4 @ BUF 3 | Sunday, February 3

GOALS:	Vanek, Hodgson, Sulzer
GOALIE:	Miller (29 saves/33 shots)
SPECIAL TEAMS:	PP: 0/1; PK: 1/2
SHOTS:	Florida 33 – Buffalo 20
TOI LEADER:	Ehrhoff (23:21)
MAN GAMES LOST:	27

BUF 3 @ **OTT 4** | Tuesday, February 5

GOALS:	Ennis, Leopold, Pominville
GOALIE:	Enroth (20 saves/24 shots)
SPECIAL TEAMS:	PP: 0/4; PK: 1/2
SHOTS:	Ottawa 24 – Buffalo 23
TOI LEADER:	Leopold (23:21)
MAN GAMES LOST:	32

MTL 4 @ **BUF 5** SO | Thursday, February 7

GOALS:	Vanek (2), Ott, Ennis; GDG- Pominville
GOALIE:	Miller (28 saves/32 shots)
SPECIAL TEAMS:	PP: 1/7; PK: 3/4
SHOTS:	Buffalo 40 – Montreal 32
TOI LEADER:	Ehrhoff (27:40)
MAN GAMES LOST:	36

BUF 3 @ NYI 2 | Saturday, February 9

GOALS:	Vanek, Ehrhoff, Sulzer
GOALIE:	Miller (41 saves/43 shots)
SPECIAL TEAMS:	PP: 0/2; PK: 3/3
SHOTS:	NY Islanders 43 – Buffalo 15
TOI LEADER:	Ehrhoff/Leopold (25:25)
MAN GAMES LOST:	38



2012-13 Game Vignettes

> > > > a season in review

BOS 3 @ BUF 1 | Sunday, February 10

GOALS:	Ennis
GOALIE:	Miller (36 saves/38 shots); 1 ENG
SPECIAL TEAMS:	PP: 0/3; PK: 4/5
SHOTS:	Boston 39 – Buffalo 26
TOI LEADER:	Ehrhoff (24:16)
MAN GAMES LOST:	39

BUF 0 @ OTT 2 | Tuesday, February 12

GOALS:	N/A
GOALIE:	Miller (29 saves/31 shots)
SPECIAL TEAMS:	PP: 0/4; PK: 8/8
SHOTS:	Buffalo 42 – Ottawa 31
TOI LEADER:	Ehrhoff (24:35)
MAN GAMES LOST:	40

BOS 2 @ BUF 4 | Friday, February 15

GOALS:	Stafford, Myers, Ehrhoff, Hodgson
GOALIE:	Miller (30 saves/32 shots)
SPECIAL TEAMS:	PP: 0/3; PK: 1/2
SHOTS:	Boston 32 – Buffalo 26
TOI LEADER:	Ehrhoff (26:58)
MAN GAMES LOST:	41

PIT 4 @ BUF 3 | Sunday, February 17

GOALS:	Hodgson, Vanek, Ott
GOALIE:	Miller (31 saves/35 shots)
SPECIAL TEAMS:	PP: 1/4; PK: 3/4
SHOTS:	Pittsburgh 35 – Buffalo 33
TOI LEADER:	Ehrhoff (24:18)
MAN GAMES LOST:	43

WPG 2 @ BUF 1 | Tuesday, February 19

GOALS:	Pominville
GOALIE:	Miller (26 saves/28 shots)
SPECIAL TEAMS:	PP: 0/3; PK: 1/1
SHOTS:	Buffalo 30 – Winnipeg 28
TOI LEADER:	Ehrhoff (26:21)
MAN GAMES LOST:	45

BUF 1 @ TOR 3 | Thursday, February 21

GOALS:	Ennis
GOALIE:	Miller (33 saves/36 shots)
SPECIAL TEAMS:	PP: 0/3; PK: 3/5
SHOTS:	Toronto 36 – Buffalo 32
TOI LEADER:	Ehrhoff (28:35)
MAN GAMES LOST:	48

NYI 4 @ BUF 0 | Saturday, February 23

GOALS:	N/A
GOALIE:	Miller (28 saves/32 shots)
SPECIAL TEAMS:	PP: 0/6; PK: 3/4
SHOTS:	Buffalo 35 – NY Islanders 32
TOI LEADER:	Ehrhoff (25:53)
MAN GAMES LOST:	50

BUF 2 @ TBL 1 | Tuesday, February 26

GOALS:	Hodgson, Myers
GOALIE:	Miller (30 saves/31 shots)
SPECIAL TEAMS:	PP: 0/1; PK: 6/6
SHOTS:	Tampa Bay 31 – Buffalo 21
TOI LEADER:	Regehr (24:07)
MAN GAMES LOST:	53

BUF 4 @ FLA 3 SO | Thursday, February 28

GOALS:	Gerbe (2), Ennis; GDG- Vanek
GOALIE:	Miller (40 saves/43 shots)
SPECIAL TEAMS:	PP: 1/1; PK: 3/4
SHOTS:	Florida 43 – Buffalo 25
TOI LEADER:	Ehrhoff (27:39)
MAN GAMES LOST:	56

NJD 3 @ BUF 4 SO | Saturday, March 2

GOALS:	Pominville (2), Hecht; GDG- Pominville
GOALIE:	Miller (28 saves/31 shots)
SPECIAL TEAMS:	PP: 0/6; PK: 5/5
SHOTS:	New Jersey 31 – Buffalo 23
TOI LEADER:	Ehrhoff (26:56)
MAN GAMES LOST:	60

BUF 2 @ NYR 3 SO | Sunday, March 3

GOALS:	Stafford, Gerbe
GOALIE:	Miller (26 saves/28 shots)
SPECIAL TEAMS:	PP: 0/5; PK: 2/4
SHOTS:	Buffalo 30 – NY Rangers 28
TOI LEADER:	Ehrhoff (28:15)
MAN GAMES LOST:	64

BUF 3 @ CAR 4 | Tuesday, March 5

GOALS:	Hodgson (2), Brennan
GOALIE:	Miller (24 saves/28 shots)
SPECIAL TEAMS:	PP: 1/3; PK: 2/3
SHOTS:	Buffalo 40 – Carolina 28
TOI LEADER:	Ehrhoff (22:43)
MAN GAMES LOST:	67



2012-13 Game Vignettes

> > > > a season in review

BUF 2 @ **NJD 3** SO | Thursday, March 7

GOALS:	Vanek, Flynn
GOALIE:	Enroth (27 saves/29 shots); Miller (4 saves/ 4 shots)
SPECIAL TEAMS:	PP: 1/3; PK: 2/3
SHOTS:	New Jersey 33 – Buffalo 25
TOI LEADER:	Ehrhoff (27:33)
MAN GAMES LOST:	70

BUF 2 @ **PHI 3** | Sunday, March 10

GOALS:	Flynn, Hecht
GOALIE:	Miller (25 saves/ 28 shots)
SPECIAL TEAMS:	PP: 0/3; PK: 4/6
SHOTS:	Philadelphia 28 – Buffalo 20
TOI LEADER:	Ehrhoff (26:39)
MAN GAMES LOST:	72

NYR 1 @ **BUF 3** | Tuesday, March 12

GOALS:	Foligno (2), Vanek
GOALIE:	Enroth (32 saves/33 shots)
SPECIAL TEAMS:	PP: 0/5; PK: 1/1
SHOTS:	NY Rangers 33 – Buffalo 22
TOI LEADER:	Ehrhoff (24:38)
MAN GAMES LOST:	75

OTT 4 @ BUF 3 OT | Saturday, March 16

GOALS:	Stafford (2), Weber
GOALIE:	Miller (30 saves/34 shots)
SPECIAL TEAMS:	PP: 0/3; PK: 2/3
SHOTS:	Buffalo 36 – Ottawa 34
TOI LEADER:	Ehrhoff (25:56)
MAN GAMES LOST:	76

BUF 3 @ **WSH 5** | Sunday, March 17

GOALS:	Hodgson (2), Flynn
GOALIE:	Miller (20 saves/25 shots)
SPECIAL TEAMS:	PP: 1/3; PK: 3/4
SHOTS:	Buffalo 30 – Washington 25
TOI LEADER:	Leopold (23:40)
MAN GAMES LOST:	78

BUF 3 @ MTL 2 OT | Tuesday, March 19

GOALS:	Ott (2), Ennis
GOALIE:	Enroth (32 saves/34 shots)
SPECIAL TEAMS:	PP: 1/4; PK: 2/2
SHOTS:	Montreal 34 – Buffalo 21
TOI LEADER:	Ehrhoff (26:48)
MAN GAMES LOST:	80

TOR 4 @ **BUF 5** SO | Thursday, March 21

GOALS:	Ennis, Foligno, Pominville, Ehrhoff
GOALIE:	Miller (30 saves/34 shots)
SPECIAL TEAMS:	PP: 1/5; PK: 2/4
SHOTS:	Buffalo 36 – Toronto 34
TOI LEADER:	Ehrhoff (27:01)
MAN GAMES LOST:	83

BUF 2 @ MTL 1 | Saturday, March 23

GOALS:	Vanek (2)
GOALIE:	Miller (38 saves/39 shots)
SPECIAL TEAMS:	PP: 1/3; PK: 2/3
SHOTS:	Montreal 39 – Buffalo 18
TOI LEADER:	Ehrhoff (23:51)
MAN GAMES LOST:	85

BUF 1 @ **TBL 2** | Tuesday, March 26

GOALS:	Leopold
GOALIE:	Miller (23 saves/25 shots)
SPECIAL TEAMS:	PP: 0/4; PK: 4/5
SHOTS:	Tampa Bay 25 – Buffalo 14
TOI LEADER:	Ehrhoff (26:59)
MAN GAMES LOST:	87

BUF 4 @ **FLA 5** SO | Thurday, March 28

GOALS:	Gerbe, Sekera, Stafford, Foligno
GOALIE:	Miller (36 saves/40 shots)
SPECIAL TEAMS:	PP: 1/4; PK: 3/5
SHOTS:	Florida 40 – Buffalo 40
TOI LEADER:	Ehrhoff (24:20)
MAN GAMES LOST:	89

WSH 4 @ BUF 3 SO | Saturday, March 30

GOALS:	Leino (2), Ehrhoff
GOALIE:	Enroth (35 saves/38 shots)
SPECIAL TEAMS:	PP: 1/2; PK: 3/4
SHOTS:	Washington 38 – Buffalo 23
TOI LEADER:	Myers (28:13)
MAN GAMES LOST:	91

BOS 2 @ BUF 0 | Sunday, March 31

GOALS:	N/A
GOALIE:	Miller (29 saves/31 shots)
SPECIAL TEAMS:	PP: 0/4; PK: 0/0
SHOTS:	Boston 31 – Buffalo 26
TOI LEADER:	Ehrhoff (25:46)
MAN GAMES LOST:	94



2012-13 Game Vignettes

> > > > a season in review

BUF 4 @ PIT 1 SO | Tuesday, April 2

GOALS:	Porter (2), Ott, Hodgson
GOALIE:	Miller (19 saves/20 shots)
SPECIAL TEAMS:	PP: 0/5; PK: 3/4
SHOTS:	Buffalo 29 – Pittsburgh 20
TOI LEADER:	Ehrhoff (24:53)
MAN GAMES LOST:	97

OTT 2 @ BUF 4 | Friday, April 5

GOALS:	Adam, Ott, Flynn, Hecht
GOALIE:	Miller (35 saves/37 shots)
SPECIAL TEAMS:	PP: 0/2; PK: 4/4
SHOTS:	Ottawa 37 – Buffalo 30
TOI LEADER:	Myers (25:54)
MAN GAMES LOST:	100

NJD 2 @ BUF 3 SO | Sunday, April 7

GOALS:	Kaleta, Ott; GDG- Gerbe
GOALIE:	Miller (37 saves/39 shots)
SPECIAL TEAMS:	PP: 0/3; PK: 4/5
SHOTS:	New Jersey 39 – Buffalo 26
TOI LEADER:	Ehrhoff (25:00)
MAN GAMES LOST:	103

BUF 1 @ WPG 4 | Tuesday, April 9

GOALS:	Porter
GOALIE:	Miller (26 saves/29 shots); 1 ENG
SPECIAL TEAMS:	PP: 0/3; PK: 1/1
SHOTS:	Winnipeg 30 – Buffalo 30
TOI LEADER:	Ehrhoff (24:30)
MAN GAMES LOST:	105

MTL 5 @ BUF 1 | Thursday, April 11

GOALS:	Flynn
GOALIE:	Miller (28 saves/32 shots); Enroth (9 saves/10 shots)
SPECIAL TEAMS:	PP: 0/2; PK: 6/8
SHOTS:	Montreal 42 – Buffalo 15
TOI LEADER:	Myers (25:37)
MAN GAMES LOST:	107

PHI 0 @ BUF 1 | Saturday, April 13

GOALS:	Ehrhoff
GOALIE:	Enroth (29 saves/29 shots)
SPECIAL TEAMS:	PP: 0/1; PK: 3/3
SHOTS:	Philadelphia 29 – Buffalo 21
TOI LEADER:	Sekera (24:43)
MAN GAMES LOST:	110

TBL 1 @ BUF 3 | Sunday, April 14

GOALS:	Ennis, Hecht, Porter
GOALIE:	Enroth (32 saves/33 shots)
SPECIAL TEAMS:	PP: 1/3; PK: 1/1
SHOTS:	Tampa Bay 33 – Buffalo 22
TOI LEADER:	Ehrhoff (26:00)
MAN GAMES LOST:	113

BUF 3 @ BOS 2 SO | Wednesday, April 17

GOALS:	Vanek, Hodgson; GDG- Stafford
GOALIE:	Miller (41 saves/43 shots)
SPECIAL TEAMS:	PP: 2/6; PK: 2/2
SHOTS:	Boston 43 – Buffalo 32
TOI LEADER:	Sekera (27:39)
MAN GAMES LOST:	116

NYR 8 @ BUF 4 | Friday, April 19

GOALS:	Hodgson, Gerbe, Stafford, Pysyk
GOALIE:	Miller (10 saves/14 shots); Enroth (11 saves/15 shots)
SPECIAL TEAMS:	PP: 2/4; PK: 1/1
SHOTS:	NY Rangers 29 – Buffalo 28
TOI LEADER:	Ehrhoff (22:52)
MAN GAMES LOST:	119

WPG 2 @ BUF 1 | Monday, April 22

GOALS:	Vanek
GOALIE:	Enroth (37 saves/39 shots)
SPECIAL TEAMS:	PP: 1/1; PK: 3/3
SHOTS:	Winnipeg 39 – Buffalo 25
TOI LEADER:	Ehrhoff (23:38)
MAN GAMES LOST:	123

BUF 4 @ PIT 2 | Tuesday, April 23

GOALS:	Vanek (2), Hecht, Ott
GOALIE:	Miller (40 saves/42 shots)
SPECIAL TEAMS:	PP: 0/0; PK: 2/3
SHOTS:	Pittsburgh 42 – Buffalo 33
TOI LEADER:	Ehrhoff (26:22)
MAN GAMES LOST:	127

NYI 1 @ BUF 2 SO | Friday, April 26

GOALS:	Flynn; GDG- Vanek
GOALIE:	Miller (30 saves/31 shots)
SPECIAL TEAMS:	PP: 0/3; PK: 4/4
SHOTS:	NY Islanders 31 – Buffalo 22
TOI LEADER:	Ehrhoff (30:09)
MAN GAMES LOST:	131

vs. Boston BRUINS

> > > > a season in review

Wins: 3 Losses: 2 OT Losses: 0

@ Boston	Bruins	Sabres	Attendance	Goaltenders	Winning Goal
Jan 31, 2013	4	7	17,565	Ryan Miller / Tuukka Rask	Cody Hodgson
Apr 17, 2013	2	3 (SO)	17,565	Ryan Miller / Anton Khudobin	Drew Stafford

@ Buffalo	Bruins	Sabres	Attendance	Goaltenders	Winning Goal
Feb 10, 2013	3	1	18,869	Anton Khudobin / Ryan Miller	Patrice Bergeron
Feb 15, 2013	2	4	19,070	Ryan Miller / Anton Khudobin	Christian Ehrhoff
Mar 31, 2013	2	0	19,027	Anton Khudobin / Ryan Miller	David Krejci

SABRES | Individual Scoring

Player	GP	G	A	P	+/-	PIM	PP	SH	GW	EN	S	%
Thomas Vanek	4	4	3	7	3	0	2	0	0	0	11	36.4
Tyler Ennis	5	2	4	6	1	0	0	0	0	0	11	18.2
Cody Hodgson	5	3	2	5	-2	2	1	0	1	0	12	25.0
Drew Stafford	5	1	3	4	0	2	0	0	0	0	16	6.2
Christian Ehrhoff	5	1	3	4	3	2	0	0	1	0	11	9.1
Jason Pominville	4	1	2	3	1	0	0	0	0	1	11	9.1
Tyler Myers	3	1	1	2	1	4	0	0	0	0	5	20.0
Jochen Hecht	5	0	2	2	3	2	0	0	0	0	11	0.0
Marcus Foligno	5	0	2	2	0	0	0	0	0	0	4	0.0
Alexander Sulzer	3	1	0	1	2	2	0	0	0	0	3	33.3
Mike Weber	4	0	1	1	1	6	0	0	0	0	3	0.0
Nathan Gerbe	5	0	1	1	0	0	0	0	0	0	6	0.0
Mikhail Grigorenko	2	0	1	1	-1	0	0	0	0	0	2	0.0
Jordan Leopold	3	0	0	0	-2	2	0	0	0	0	2	0.0
Robyn Regehr	3	0	0	0	-1	0	0	0	0	0	0	0.0
John Scott	5	0	0	0	-1	7	0	0	0	0	5	0.0
Patrick Kaleta	4	0	0	0	-1	5	0	0	0	0	3	0.0
Adam Pardy	1	0	0	0	0	0	0	0	0	0	0	0.0
Kevin Porter	2	0	0	0	-1	0	0	0	0	0	3	0.0
Andrej Sekera	5	0	0	0	-3	0	0	0	0	0	3	0.0
Chad Ruhwedel	1	0	0	0	0	0	0	0	0	0	0	0.0
Matt Ellis	1	0	0	0	0	0	0	0	0	0	0	0.0
Brian Flynn	2	0	0	0	-1	0	0	0	0	0	5	0.0
Cody McCormick	1	0	0	0	0	0	0	0	0	0	3	0.0
Mark Pysyk	2	0	0	0	-1	0	0	0	0	0	2	0.0
Steve Ott	5	0	0	0	-2	6	0	0	0	0	10	0.0

Power Play: 3 - 19 (15.8%) **Penalty Killing:** 11 - 13 (84.6%)

Goaltender	GP	Min	GA	GAA	SO	W	L	OT	SA	SV%
Ryan Miller	5	301	12	2.39	0	3	2	0	186	.935

BRUINS | Individual Scoring

Player	GP	G	A	P	+/-	PIM	PP	SH	GW	EN	S	%
David Krejci	5	2	3	5	0	0	0	0	1	0	7	28.6
Brad Marchand	5	3	0	3	0	2	0	0	0	0	14	21.4
Rich Peverley	5	2	1	3	-2	2	0	0	0	0	16	12.5
Patrice Bergeron	5	1	2	3	2	2	1	0	1	0	22	4.5
Nathan Horton	5	1	2	3	1	4	0	0	0	0	16	6.2
Daniel Paille	5	1	2	3	3	0	0	0	0	0	11	9.1
Chris Kelly	4	1	2	3	0	0	0	0	0	0	5	20.0
Milan Lucic	5	1	1	2	-2	6	0	0	0	1	8	12.5
Dougie Hamilton	5	1	1	2	-1	0	1	0	0	0	14	7.1
Dennis Seidenberg	5	0	2	2	0	2	0	0	0	0	8	0.0
Tyler Seguin	5	0	2	2	1	2	0	0	0	0	13	0.0
Andrew Ference	5	0	2	2	2	4	0	0	0	0	6	0.0
Chris Bourque	2	0	1	1	-2	0	0	0	0	0	7	0.0
Matthew Bartkowski	1	0	1	1	1	2	0	0	0	0	2	0.0
Wade Redden	1	0	0	0	0	0	0	0	0	0	0	0.0
Jay Pandolfo	1	0	0	0	0	0	0	0	0	0	3	0.0
Jaromir Jagr	1	0	0	0	0	0	0	0	0	0	4	0.0
Adam McQuaid	3	0	0	0	1	4	0	0	0	0	2	0.0
Johnny Boychuk	5	0	0	0	-1	0	0	0	0	0	8	0.0
Gregory Campbell	5	0	0	0	-2	17	0	0	0	0	3	0.0
Lane MacDermid	1	0	0	0	0	0	0	0	0	0	0	0.0
Shawn Thornton	5	0	0	0	0	5	0	0	0	0	2	0.0
Jordan Caron	1	0	0	0	0	0	0	0	0	0	0	0.0
Zdeno Chara	5	0	0	0	-2	6	0	0	0	0	16	0.0

Power Play: 2 - 13 (15.4%) **Penalty Killing:** 16 - 19 (84.2%)

Goaltender	GP	Min	GA	GAA	SO	W	L	OT	SA	SV%
Anton Khudobin	4	243	7	1.73	1	2	1	1	110	.936
Tuukka Rask	1	58	6	6.12	0	0	1	0	31	.806







vs. Carolina HURRICANES

> > > > a season in review

Wins: 0 Losses: 3 OT Losses: 0

@ Carolina	Hurricanes	Sabres	Attendance	Goaltenders	Winning Goal
Jan 24, 2013	6	3	18,081	Cam Ward / Jhonas Enroth	Eric Staal
Mar 5, 2013	4	3	15,277	Justin Peters / Ryan Miller	Alexander Semin

@ Buffalo	Hurricanes	Sabres	Attendance	Goaltenders	Winning Goal
Jan 25, 2013	3	1	18,824	Dan Ellis / Ryan Miller	Jay Harrison

SABRES | Individual Scoring

Player	GP	G	A	P	+/-	PIM	PP	SH	GW	EN	S	%
Jason Pominville	3	2	3	5	-1	0	0	0	0	0	14	14.3
Thomas Vanek	3	1	3	4	-1	8	1	0	0	0	10	10.0
Cody Hodgson	3	3	0	3	0	2	0	1	0	0	16	18.8
Christian Ehrhoff	3	0	2	2	-1	0	0	0	0	0	6	0.0
T.J Brennan	1	1	0	1	-1	0	1	0	0	0	4	25.0
Alexander Sulzer	2	0	1	1	1	4	0	0	0	0	0	0.0
Jordan Leopold	2	0	1	1	-3	2	0	0	0	0	3	0.0
Tyler Ennis	3	0	1	1	-6	0	0	0	0	0	5	0.0
Robyn Regehr	3	0	1	1	-1	2	0	0	0	0	3	0.0
John Scott	2	0	0	0	-1	0	0	0	0	0	1	0.0
Mike Weber	1	0	0	0	0	0	0	0	0	0	0	0.0
Nathan Gerbe	3	0	0	0	-2	0	0	0	0	0	2	0.0
Patrick Kaleta	2	0	0	0	0	0	0	0	0	0	4	0.0
Kevin Porter	1	0	0	0	0	0	0	0	0	0	0	0.0
Andrej Sekera	3	0	0	0	-4	0	0	0	0	0	5	0.0
Drew Stafford	3	0	0	0	-2	0	0	0	0	0	7	0.0
Mikhail Grigorenko	3	0	0	0	0	0	0	0	0	0	3	0.0
Brian Flynn	1	0	0	0	-1	0	0	0	0	0	5	0.0
Steve Ott	3	0	0	0	-2	7	0	0	0	0	8	0.0
Marcus Foligno	3	0	0	0	-2	2	0	0	0	0	10	0.0
Tyler Myers	3	0	0	0	0	4	0	0	0	0	2	0.0
Jochen Hecht	3	0	0	0	0	0	0	0	0	0	6	0.0

Power Play: 2 - 13 (15.4%) **Penalty Killing:** 9 - 12 (75%)

Goaltender	GP	Min	GA	GAA	SO	W	L	OT	SA	SV%
Jhonas Enroth	1	59	5	5.01	0	0	1	0	37	.865
Ryan Miller	2	119	6	3.02	0	0	2	0	69	.913

HURRICANES | Individual Scoring

Player	GP	G	A	P	+/-	PIM	PP	SH	GW	EN	S	%
Eric Staal	3	3	4	7	6	2	0	0	1	1	11	27.3
Alexander Semin	3	2	2	4	5	0	1	0	1	0	11	18.2
Jeff Skinner	3	3	0	3	1	4	1	0	0	1	15	20.0
Jordan Staal	3	0	3	3	-1	8	0	0	0	0	6	0.0
Jussi Jokinen	3	1	1	2	1	0	0	0	0	0	7	14.3
Jay Harrison	3	1	1	2	0	2	0	0	1	0	6	16.7
Tim Gleason	3	0	2	2	1	17	0	0	0	0	3	0.0
Joni Pitkanen	2	0	2	2	4	2	0	0	0	0	5	0.0
Zac Dalpe	2	0	2	2	1	0	0	0	0	0	3	0.0
Joe Corvo	2	1	0	1	1	0	1	0	0	0	4	25.0
Jiri Tlusty	3	1	0	1	3	2	0	0	0	0	12	8.3
Justin Faulk	3	1	0	1	-2	0	0	1	0	0	3	33.3
Bobby Sanguinetti	2	0	1	1	2	0	0	0	0	0	1	0.0
Jamie McBain	3	0	1	1	4	2	0	0	0	0	3	0.0
Riley Nash	1	0	0	0	0	0	0	0	0	0	4	0.0
Kevin Westgarth	3	0	0	0	0	0	0	0	0	0	1	0.0
Tim Wallace	1	0	0	0	-1	0	0	0	0	0	1	0.0
Brett Sutter	1	0	0	0	0	0	0	0	0	0	0	0.0
Patrick Dwyer	3	0	0	0	-1	2	0	0	0	0	3	0.0
Tim Brent	2	0	0	0	0	0	0	0	0	0	1	0.0
Chad Larose	2	0	0	0	0	2	0	0	0	0	2	0.0
Drayson Bowman	3	0	0	0	0	2	0	0	0	0	6	0.0

Power Play: 3 - 12 (25%) **Penalty Killing:** 11 - 13 (84.6%)

Goaltender	GP	Min	GA	GAA	SO	W	L	OT	SA	SV%
Dan Ellis	1	60	1	1.00	0	1	0	0	41	.976
Justin Peters	1	60	3	3.00	0	1	0	0	40	.925
Cam Ward	1	59	3	3.01	0	1	0	0	33	.909







vs. Florida PANTHERS

> > > > a season in review

Wins: 1 Losses: 1 OT Losses: 1

@ Florida	Panthers	Sabres	Attendance	Goaltenders	Winning Goal
Feb 28, 2013	3	4 (SO)	15,672	Ryan Miller / Jose Theodore	Thomas Vanek
Mar 28, 2013	5 (SO)	4	17,044	Jacob Markstrom / Ryan Miller	Michael Santorelli

@ Buffalo	Panthers	Sabres	Attendance	Goaltenders	Winning Goal
Feb 3, 2013	4	3	18,831	Jose Theodore / Ryan Miller	Brian Campbell

SABRES | Individual Scoring

Player	GP	G	A	P	+/-	PIM	PP	SH	GW	EN	S	%
Nathan Gerbe	3	3	0	3	3	0	0	0	0	0	8	37.5
Thomas Vanek	2	1	2	3	3	2	0	0	0	0	3	33.3
Tyler Ennis	3	1	2	3	1	0	1	0	0	0	9	11.1
Cody Hodgson	3	1	2	3	3	2	0	0	0	0	8	12.5
Steve Ott	3	0	3	3	2	2	0	0	0	0	3	0.0
Drew Stafford	3	1	1	2	-2	0	0	0	0	0	6	16.7
Andrej Sekera	2	1	0	1	-1	0	0	0	0	0	4	25.0
Alexander Sulzer	1	1	0	1	1	0	0	0	0	0	1	100.0
Marcus Foligno	2	1	0	1	-1	2	1	0	0	0	3	33.3
Mike Weber	3	0	1	1	0	2	0	0	0	0	1	0.0
Christian Ehrhoff	3	0	1	1	3	4	0	0	0	0	9	0.0
Jason Pominville	3	0	1	1	3	0	0	0	0	0	5	0.0
Tyler Myers	3	0	1	1	0	0	0	0	0	0	4	0.0
Jordan Leopold	2	0	1	1	0	2	0	0	0	0	4	0.0
Robyn Regehr	2	0	1	1	-3	0	0	0	0	0	1	0.0
Patrick Kaleta	2	0	0	0	-2	2	0	0	0	0	3	0.0
Adam Pardy	1	0	0	0	1	6	0	0	0	0	1	0.0
Kevin Porter	2	0	0	0	-2	0	0	0	0	0	5	0.0
Mikhail Grigorenko	2	0	0	0	-1	0	0	0	0	0	0	0.0
Cody McCormick	1	0	0	0	0	5	0	0	0	0	0	0.0
Ville Leino	1	0	0	0	-1	2	0	0	0	0	0	0.0
T.J Brennan	1	0	0	0	1	0	0	0	0	0	1	0.0
Jochen Hecht	3	0	0	0	-3	0	0	0	0	0	6	0.0
John Scott	3	0	0	0	0	12	0	0	0	0	0	0.0

Power Play: 2 - 6 (33.3%) **Penalty Killing:** 7 - 11 (63.6%)

Goaltender	GP	Min	GA	GAA	SO	W	L	OT	SA	SV%
Ryan Miller	3	189	11	3.49	0	1	1	1	116	.905

PANTHERS | Individual Scoring

Player	GP	G	A	P	+/-	PIM	PP	SH	GW	EN	S	%
Brian Campbell	3	2	3	5	0	0	1	0	1	0	6	33.3
Shawn Matthias	3	3	0	3	2	4	0	0	0	0	9	33.3
Peter Mueller	3	1	2	3	0	0	0	0	0	0	10	10.0
Jonathan Huberdeau	3	1	2	3	-2	0	1	0	0	0	12	8.3
Tomas Kopecky	3	0	3	3	-1	2	0	0	0	0	7	0.0
Tomas Fleischmann	3	1	1	2	0	0	1	0	0	0	9	11.1
Marcel Goc	3	1	1	2	0	0	0	0	0	0	8	12.5
Drew Shore	3	1	1	2	-2	4	1	0	0	0	5	20.0
George Parros	2	1	0	1	2	10	0	0	0	0	4	25.0
Jack Skille	1	0	1	1	1	0	0	0	0	0	6	0.0
Tyson Strachan	3	0	1	1	0	5	0	0	0	0	7	0.0
Stephen Weiss	2	0	1	1	-1	0	0	0	0	0	2	0.0
Jerred Smithson	3	0	1	1	1	0	0	0	0	0	5	0.0
Dmitry Kulikov	3	0	1	1	3	4	0	0	0	0	4	0.0
Michael Santorelli	2	0	0	0	0	0	0	0	0	0	2	0.0
Kris Versteeg	1	0	0	0	-2	0	0	0	0	0	3	0.0
Scottie Upshall	1	0	0	0	0	0	0	0	0	0	2	0.0
Erik Gudbranson	2	0	0	0	-2	2	0	0	0	0	3	0.0
Quinton Howden	1	0	0	0	0	0	0	0	0	0	0	0.0
Mike Weaver	2	0	0	0	0	0	0	0	0	0	0	0.0
Keaton Ellerby	1	0	0	0	1	0	0	0	0	0	1	0.0
T.J Brennan	1	0	0	0	1	0	0	0	0	0	1	0.0
Filip Kuba	3	0	0	0	-5	0	0	0	0	0	9	0.0
Greg Rallo	1	0	0	0	0	0	0	0	0	0	0	0.0
Alexei Kovalev	1	0	0	0	-1	0	0	0	0	0	1	0.0

Power Play: 4 - 11 (36.4%) **Penalty Killing:** 4 - 6 (66.7%)

Goaltender	GP	Min	GA	GAA	SO	W	L	OT	SA	SV%
Jacob Markstrom	1	64	4	3.71	0	1	0	0	40	.900
Jose Theodore	2	108	3	1.66	1	1	0	1	35	.914
Scott Clemmensen	1	16	3	10.74	0	0	0	0	10	.700







vs. Montreal CANADIENS

> > > > a season in review

Wins: 3 Losses: 2 OT Losses: 0

@ Montreal	Canadiens	Sabres	Attendance	Goaltenders	Winning Goal
Feb 2, 2013	6	1	21,273	Carey Price / Ryan Miller	Brendan Gallagher
Mar 19, 2013	2	3 (OT)	21,273	Jhonas Enroth / Carey Price	Steve Ott
Mar 23, 2013	1	2	21,273	Ryan Miller / Carey Price	Thomas Vanek

@ Buffalo	Canadiens	Sabres	Attendance	Goaltenders	Winning Goal
Feb 7, 2013	4	5 (SO)	18,866	Ryan Miller / Peter Budaj	Jason Pominville
Apr 11, 2013	5	1	19,070	Peter Budaj / Ryan Miller	Alex Galchenyuk

SABRES | Individual Scoring

Player	GP	G	A	P	+/-	PIM	PP	SH	GW	EN	S	%
Thomas Vanek	5	5	0	5	-1	4	2	1	1	0	17	29.4
Tyler Ennis	5	2	3	5	2	2	0	0	0	0	10	20.0
Steve Ott	5	3	1	4	1	16	1	0	1	0	7	42.9
Marcus Foligno	5	0	3	3	-2	9	0	0	0	0	3	0.0
Ville Leino	2	0	3	3	1	2	0	0	0	0	2	0.0
Brian Flynn	3	1	0	1	1	0	0	1	0	0	1	100.0
Kevin Porter	3	0	1	1	1	0	0	0	0	0	2	0.0
Andrej Sekera	2	0	1	1	0	0	0	0	0	0	0	0.0
Christian Ehrhoff	5	0	1	1	2	2	0	0	0	0	10	0.0
Tyler Myers	5	0	1	1	-5	2	0	0	0	0	5	0.0
Cody Hodgson	5	0	1	1	-7	2	0	0	0	0	14	0.0
Jordan Leopold	4	0	1	1	-2	2	0	0	0	0	5	0.0
Jochen Hecht	5	0	1	1	-2	6	0	0	0	0	5	0.0
Nathan Gerbe	3	0	0	0	-1	2	0	0	0	0	5	0.0
Patrick Kaleta	3	0	0	0	-1	5	0	0	0	0	3	0.0
Adam Pardy	1	0	0	0	0	2	0	0	0	0	0	0.0
Mikhail Grigorenko	2	0	0	0	0	0	0	0	0	0	4	0.0
Drew Stafford	4	0	0	0	-1	0	0	0	0	0	9	0.0
Alexander Sulzer	2	0	0	0	1	0	0	0	0	0	3	0.0
Mark Pysyk	3	0	0	0	-2	0	0	0	0	0	2	0.0
Matt Ellis	1	0	0	0	0	0	0	0	0	0	3	0.0
Luke Adam	1	0	0	0	0	2	0	0	0	0	0	0.0
Cody McCormick	2	0	0	0	-1	0	0	0	0	0	0	0.0
Jason Pominville	4	0	0	0	-2	2	0	0	0	0	8	0.0
T.J Brennan	1	0	0	0	0	2	0	0	0	0	3	0.0
Robyn Regehr	2	0	0	0	1	0	0	0	0	0	0	0.0
John Scott	2	0	0	0	0	2	0	0	0	0	0	0.0
Mike Weber	5	0	0	0	-4	4	0	0	0	0	4	0.0

Power Play: 3 - 22 (13.6%) **Penalty Killing:** 19 - 25 (76%)

Goaltender	GP	Min	GA	GAA	SO	W	L	OT	SA	SV%
Ryan Miller	4	203	13	3.83	0	2	2	0	124	.895
Jhonas Enroth	3	102	5	2.93	0	1	0	0	55	.909

CANADIENS | Individual Scoring

Player	GP	G	A	P	+/-	PIM	PP	SH	GW	EN	S	%
Rene Bourque	3	3	2	5	3	4	1	0	0	0	14	21.4
Tomas Plekanec	5	2	3	5	2	0	0	0	0	0	21	9.5
Andrei Markov	5	1	4	5	0	0	1	0	0	0	8	12.5
Brendan Gallagher	5	3	1	4	2	6	0	0	1	0	14	21.4
P.K. Subban	5	2	2	4	-2	8	2	0	0	0	13	15.4
Alex Galchenyuk	5	1	3	4	5	0	0	0	1	0	12	8.3
Lars Eller	5	1	3	4	3	2	0	0	0	0	11	9.1
Max Pacioretty	4	1	3	4	-4	2	0	0	0	0	18	5.6
David Desharnais	5	2	1	3	-3	4	1	0	0	0	9	22.2
Michael Ryder	3	1	2	3	0	0	1	0	0	0	6	16.7
Brian Gionta	5	0	3	3	3	2	0	0	0	0	11	0.0
Colby Armstrong	4	1	0	1	0	2	0	0	0	0	6	16.7
Alexei Yemelin	4	0	1	1	3	7	0	0	0	0	1	0.0
Brandon Prust	3	0	1	1	2	12	0	0	0	0	3	0.0
Raphael Diaz	2	0	1	1	0	0	0	0	0	0	3	0.0
Francis Bouillon	5	0	1	1	4	5	0	0	0	0	6	0.0
Tomas Kaberle	1	0	1	1	0	0	0	0	0	0	1	0.0
Mike Blunden	1	0	0	0	0	2	0	0	0	0	1	0.0
Josh Gorges	5	0	0	0	-1	0	0	0	0	0	3	0.0
Nathan Beaulieu	1	0	0	0	2	0	0	0	0	0	4	0.0
Travis Moen	4	0	0	0	0	0	0	0	0	0	3	0.0
Jeff Halpern	1	0	0	0	0	0	0	0	0	0	0	0.0
Jarred Tinordi	2	0	0	0	0	2	0	0	0	0	3	0.0
Gabriel Dumont	2	0	0	0	0	2	0	0	0	0	3	0.0
Davis Drewiske	1	0	0	0	2	0	0	0	0	0	0	0.0
Erik Cole	2	0	0	0	-1	2	0	0	0	0	4	0.0
Ryan White	2	0	0	0	0	4	0	0	0	0	1	0.0

Power Play: 6 - 25 (24%) **Penalty Killing:** 19-22 (86.4%)

Goaltender	GP	Min	GA	GAA	SO	W	L	OT	SA	SV%
Peter Budaj	2	124	5	2.41	0	1	0	1	55	.909
Carey Price	3	180	6	1.99	0	1	1	1	70	.914







vs. New Jersey DEVILS

> > > > a season in review

Wins: 2 Losses: 1 OT Losses: 0

@ New Jersey	Devils	Sabres	Attendance	Goaltenders	Winning Goal
Mar 7, 2013	3	2	17,625	Johan Hedberg / Ryan Miller	David Clarkson

@ Buffalo	Devils	Sabres	Attendance	Goaltenders	Winning Goal
Mar 2, 2013	3	4 (SO)	19,070	Ryan Miller / Johan Hedberg	Jason Pominville
Apr 7, 2013	2	3 (SO)	18,703	Ryan Miller / Martin Brodeur	Nathan Gerbe

SABRES | Individual Scoring

Player	GP	G	A	P	+/-	PIM	PP	SH	GW	EN	S	%
Steve Ott	3	1	2	3	-1	7	0	0	0	0	3	33.3
Cody Hodgson	3	0	3	3	2	0	0	0	0	0	3	0.0
Jason Pominville	2	2	0	2	-1	2	0	1	0	0	8	25.0
Jochen Hecht	2	1	1	2	2	0	0	0	0	0	2	50.0
Patrick Kaleta	2	1	0	1	1	2	0	0	0	0	5	20.0
Thomas Vanek	1	1	0	1	0	0	1	0	0	0	4	25.0
Brian Flynn	3	1	0	1	1	0	0	0	0	0	6	16.7
Tyler Ennis	3	0	1	1	-3	6	0	0	0	0	4	0.0
Mike Weber	3	0	1	1	1	4	0	0	0	0	1	0.0
Nathan Gerbe	3	0	1	1	1	0	0	0	0	0	7	0.0
Andrej Sekera	3	0	1	1	2	0	0	0	0	0	1	0.0
Mikhail Grigorenko	2	0	1	1	1	0	0	0	0	0	1	0.0
Marcus Foligno	3	0	1	1	-1	2	0	0	0	0	4	0.0
Luke Adam	1	0	0	0	0	0	0	0	0	0	0	0.0
Robyn Regehr	2	0	0	0	-1	0	0	0	0	0	0	0.0
Tyler Myers	3	0	0	0	-1	2	0	0	0	0	3	0.0
T.J Brennan	1	0	0	0	-1	0	0	0	0	0	0	0.0
John Scott	2	0	0	0	1	2	0	0	0	0	1	0.0
Adam Pardy	2	0	0	0	1	0	0	0	0	0	0	0.0
Kevin Porter	3	0	0	0	-1	4	0	0	0	0	5	0.0
Drew Stafford	3	0	0	0	0	0	0	0	0	0	5	0.0
Christian Ehrhoff	3	0	0	0	1	6	0	0	0	0	10	0.0
Mark Pysyk	1	0	0	0	0	0	0	0	0	0	1	0.0

Power Play: 1 - 12 (8.3%) **Penalty Killing:** 11 - 13 (84.6%)

Goaltender	GP	Min	GA	GAA	SO	W	L	OT	SA	SV%
Ryan Miller	3	136	5	2.20	1	2	0	1	74	.932
Jhonas Enroth	1	58	2	2.04	0	0	0	0	29	.931

DEVILS | Individual Scoring

Player	GP	G	A	P	+/-	PIM	PP	SH	GW	EN	S	%
Adam Henrique	3	2	0	2	1	2	1	1	0	0	13	15.4
Steve Bernier	3	1	1	2	-2	2	0	0	0	0	9	11.1
Mark Fayne	3	1	1	2	1	2	0	1	0	0	3	33.3
Ilya Kovalchuk	2	0	2	2	1	4	0	0	0	0	6	0.0
Andrei Loktionov	3	1	0	1	0	0	0	0	0	0	7	14.3
Steve Sullivan	1	1	0	1	-1	0	1	0	0	0	3	33.3
Patrik Elias	3	1	0	1	-1	0	0	0	0	0	9	11.1
Stefan Matteau	2	0	1	1	0	0	0	0	0	0	2	0.0
Dainius Zubrus	1	0	1	1	0	0	0	0	0	0	1	0.0
Ryan Carter	3	0	1	1	0	2	0	0	0	0	2	0.0
Andy Greene	3	0	1	1	2	0	0	0	0	0	3	0.0
David Clarkson	3	0	1	1	0	5	0	0	0	0	12	0.0
Marek Zidlicky	3	0	0	0	-2	2	0	0	0	0	9	0.0
Anton Volchenkov	2	0	0	0	-1	2	0	0	0	0	2	0.0
Alexei Ponikarovsky	2	0	0	0	0	0	0	0	0	0	4	0.0
Adam Larsson	2	0	0	0	0	0	0	0	0	0	2	0.0
Tom Kostopoulos	2	0	0	0	0	2	0	0	0	0	1	0.0
Bobby Butler	1	0	0	0	-1	0	0	0	0	0	0	0.0
Henrik Tallinder	1	0	0	0	0	0	0	0	0	0	0	0.0
Jacob Josefson	1	0	0	0	-1	0	0	0	0	0	1	0.0
Bryce Salvador	3	0	0	0	-1	2	0	0	0	0	2	0.0
Stephen Gionta	3	0	0	0	0	0	0	0	0	0	6	0.0
Peter Harrold	1	0	0	0	0	0	0	0	0	0	2	0.0
Travis Zajac	3	0	0	0	-1	6	0	0	0	0	4	0.0

Power Play: 2 - 13 (15.4%) **Penalty Killing:** 11 - 12 (91.7%)

Goaltender	GP	Min	GA	GAA	SO	W	L	OT	SA	SV%
Johan Hedberg	2	129	5	2.31	0	1	0	1	48	.896
Martin Brodeur	1	65	2	1.85	0	0	0	1	26	.923









vs. New York ISLANDERS

> > > > a season in review

Wins: 2 Losses: 1 OT Losses: 0

@ New York	Islanders	Sabres	Attendance	Goaltenders	Winning Goal
Feb 9, 2013	2	3	12,608	Ryan Miller / Evgeni Nabokov	Alexander Sulzer

@ Buffalo	Islanders	Sabres	Attendance	Goaltenders	Winning Goal
Feb 23, 2013	4	0	19,070	Evgeni Nabokov / Ryan Miller	Mark Streit
Apr 26, 2013	1	2 (SO)	19,070	Ryan Miller / Evgeni Nabokov	Thomas Vanek

SABRES | Individual Scoring

Player	GP	G	A	P	+/-	PIM	PP	SH	GW	EN	S	%
Thomas Vanek	3	1	2	3	0	2	0	0	0	0	11	9.1
Cody Hodgson	3	0	2	2	-2	2	0	0	0	0	5	0.0
Alexander Sulzer	2	1	0	1	0	0	0	0	1	0	1	100.0
Brian Flynn	1	1	0	1	1	0	0	0	0	0	3	33.3
Christian Ehrhoff	3	1	0	1	0	2	0	0	0	0	7	14.3
Jordan Leopold	1	0	1	1	1	2	0	0	0	0	0	0.0
Mikhail Grigorenko	3	0	1	1	0	0	0	0	0	0	7	0.0
Steve Ott	3	0	1	1	0	0	0	0	0	0	0	0.0
Tyler Myers	1	0	0	0	0	0	0	0	0	0	1	0.0
Robyn Regehr	1	0	0	0	-2	0	0	0	0	0	1	0.0
Jochen Hecht	3	0	0	0	0	0	0	0	0	0	3	0.0
T.J Brennan	1	0	0	0	1	2	0	0	0	0	0	0.0
John Scott	2	0	0	0	0	15	0	0	0	0	1	0.0
Mike Weber	3	0	0	0	-2	4	0	0	0	0	1	0.0
Nathan Gerbe	3	0	0	0	0	2	0	0	0	0	2	0.0
Patrick Kaleta	2	0	0	0	0	2	0	0	0	0	0	0.0
Adam Pardy	1	0	0	0	0	0	0	0	0	0	0	0.0
Kevin Porter	2	0	0	0	0	2	0	0	0	0	4	0.0
Andrej Sekera	3	0	0	0	-1	0	0	0	0	0	4	0.0
Drew Stafford	3	0	0	0	-3	4	0	0	0	0	7	0.0
Chad Ruhwedel	1	0	0	0	0	0	0	0	0	0	0	0.0
Mark Pysyk	1	0	0	0	-1	0	0	0	0	0	0	0.0
Jason Pominville	2	0	0	0	0	0	0	0	0	0	3	0.0
Marcus Foligno	3	0	0	0	-2	2	0	0	0	0	3	0.0
Tyler Ennis	3	0	0	0	-1	2	0	0	0	0	8	0.0

Power Play: 0 - 11 (0%) **Penalty Killing:** 10 - 11 (90.9%)

Goaltender	GP	Min	GA	GAA	SO	W	L	OT	SA	SV%
Ryan Miller	3	185	7	2.27	0	2	1	0	106	.934

ISLANDERS | Individual Scoring

Player	GP	G	A	P	+/-	PIM	PP	SH	GW	EN	S	%
Colin McDonald	3	2	0	2	1	2	1	0	0	0	7	28.6
John Tavares	3	2	0	2	2	4	0	0	0	0	12	16.7
Mark Streit	3	1	1	2	0	2	0	0	1	0	7	14.3
Brian Strait	2	0	2	2	2	4	0	0	0	0	0	0.0
Matt Moulson	3	0	2	2	3	0	0	0	0	0	11	0.0
Casey Cizikas	3	0	2	2	1	0	0	0	0	0	2	0.0
Brad Boyes	3	0	2	2	2	2	0	0	0	0	7	0.0
Michael Grabner	3	1	0	1	1	0	0	0	0	0	8	12.5
Keith Aucoin	3	1	0	1	0	0	0	0	0	0	4	25.0
Marty Reasoner	1	0	1	1	2	0	0	0	0	0	2	0.0
Andrew MacDonald	3	0	1	1	-1	0	0	0	0	0	0	0.0
Matt Carkner	1	0	0	0	0	7	0	0	0	0	1	0.0
David Ullstrom	1	0	0	0	-2	0	0	0	0	0	3	0.0
Travis Hamonic	3	0	0	0	-1	2	0	0	0	0	6	0.0
Eric Boulton	1	0	0	0	0	10	0	0	0	0	0	0.0
Josh Bailey	3	0	0	0	0	0	0	0	0	0	11	0.0
Thomas Hickey	3	0	0	0	0	0	0	0	0	0	2	0.0
Kyle Okposo	3	0	0	0	-2	0	0	0	0	0	6	0.0
Joe Finley	1	0	0	0	0	4	0	0	0	0	0	0.0
Frans Nielsen	3	0	0	0	-1	0	0	0	0	0	9	0.0
Lubomir Visnovsky	2	0	0	0	4	2	0	0	0	0	4	0.0
Matthew Martin	3	0	0	0	0	6	0	0	0	0	4	0.0

Power Play: 1 - 11 (9.1%) **Penalty Killing:** 11 - 11 (100%)

Goaltender	GP	Min	GA	GAA	SO	W	L	OT	SA	SV%
Evgeni Nabokov	3	183	4	1.30	1	1	1	1	72	.944







vs. New York RANGERS

> > > > a season in review

Wins: 1 Losses: 1 OT Losses: 1

@ New York	Rangers	Sabres	Attendance	Goaltenders	Winning Goal
Mar 3, 2013	3 (SO)	2	17,200	Henrik Lundqvist / Ryan Miller	Rick Nash

@ Buffalo	Rangers	Sabres	Attendance	Goaltenders	Winning Goal
Mar 12, 2013	1	3	19,070	Jhonas Enroth / Henrik Lundqvist	Thomas Vanek
Apr 19, 2013	8	4	19,003	Henrik Lundqvist / Jhonas Enroth	Brad Richards

SABRES | Individual Scoring

Player	GP	G	A	P	+/-	PIM	PP	SH	GW	EN	S	%
Marcus Foligno	3	2	1	3	2	0	0	0	0	0	6	33.3
Christian Ehrhoff	3	0	3	3	-4	2	0	0	0	0	10	0.0
Nathan Gerbe	3	2	0	2	1	0	0	1	0	0	5	40.0
Drew Stafford	3	2	0	2	-1	0	0	0	0	0	8	25.0
Cody Hodgson	3	1	1	2	-2	0	1	0	0	0	3	33.3
Tyler Ennis	2	0	2	2	-3	0	0	0	0	0	4	0.0
Andrej Sekera	3	0	2	2	-1	2	0	0	0	0	6	0.0
Thomas Vanek	2	1	0	1	-1	0	0	0	1	0	4	25.0
Mark Pysyk	1	1	0	1	-2	0	1	0	0	0	2	50.0
Mikhail Grigorenko	2	0	1	1	1	0	0	0	0	0	3	0.0
Jason Pominville	2	0	1	1	1	0	0	0	0	0	6	0.0
Brian Flynn	3	0	1	1	-2	0	0	0	0	0	5	0.0
Steve Ott	3	0	1	1	-1	0	0	0	0	0	4	0.0
Robyn Regehr	2	0	0	0	3	0	0	0	0	0	1	0.0
Jochen Hecht	3	0	0	0	3	2	0	0	0	0	3	0.0
Tyler Myers	2	0	0	0	-1	0	0	0	0	0	3	0.0
John Scott	2	0	0	0	0	0	0	0	0	0	0	0.0
Mike Weber	3	0	0	0	2	0	0	0	0	0	2	0.0
Patrick Kaleta	2	0	0	0	-1	15	0	0	0	0	1	0.0
Adam Pardy	2	0	0	0	-2	2	0	0	0	0	1	0.0
Kevin Porter	3	0	0	0	-4	0	0	0	0	0	2	0.0
Chad Ruhwedel	1	0	0	0	1	0	0	0	0	0	1	0.0
Jordan Leopold	1	0	0	0	0	0	0	0	0	0	0	0.0

Power Play: 2 - 14 (14.3%) **Penalty Killing:** 4 - 6 (66.7%)

Goaltender	GP	Min	GA	GAA	SO	W	L	OT	SA	SV%
Jhonas Enroth	2	98	5	3.04	0	1	1	0	48	.896
Ryan Miller	2	85	6	4.19	0	0	0	1	42	.857

RANGERS | Individual Scoring

Player	GP	G	A	P	+/-	PIM	PP	SH	GW	EN	S	%
Rick Nash	3	2	2	4	0	4	1	0	0	0	12	16.7
Derek Stepan	3	2	2	4	3	0	1	1	0	0	6	33.3
Brad Richards	3	3	0	3	-2	0	0	0	1	0	9	33.3
Ryan Callahan	3	1	1	2	2	0	0	0	0	0	9	11.1
Ryane Clowe	1	1	1	2	3	0	0	0	0	0	2	50.0
Marian Gaborik	2	0	2	2	-3	0	0	0	0	0	3	0.0
Carl Hagelin	3	1	0	1	0	2	0	0	0	0	10	10.0
Anton Stralman	3	1	0	1	2	0	0	0	0	0	4	25.0
Ryan McDonagh	3	0	1	1	-1	2	0	0	0	0	5	0.0
Mats Zuccarello Aasen	1	0	1	1	1	0	0	0	0	0	0	0.0
Steve Eminger	3	0	1	1	2	0	0	0	0	0	2	0.0
John Moore	1	0	1	1	2	0	0	0	0	0	1	0.0
Taylor Pyatt	3	0	1	1	1	0	0	0	0	0	2	0.0
Michael Del Zotto	3	0	1	1	0	0	0	0	0	0	5	0.0
Micheal Haley	1	0	0	0	0	0	0	0	0	0	2	0.0
Arron Asham	1	0	0	0	0	4	0	0	0	0	0	0.0
Darroll Powe	3	0	0	0	0	4	0	0	0	0	1	0.0
Derick Brassard	1	0	0	0	2	0	0	0	0	0	3	0.0
Dan Girardi	3	0	0	0	-1	4	0	0	0	0	3	0.0
Marc Staal	1	0	0	0	0	2	0	0	0	0	3	0.0
Jonathan Miller	2	0	0	0	-1	0	0	0	0	0	4	0.0
Brian Boyle	2	0	0	0	-1	0	0	0	0	0	2	0.0
Chris Kreider	1	0	0	0	0	0	0	0	0	0	0	0.0
Matt Gilroy	1	0	0	0	0	2	0	0	0	0	0	0.0
Stu Bickel	1	0	0	0	0	2	0	0	0	0	0	0.0
Jeff Halpern	2	0	0	0	0	2	0	0	0	0	2	0.0

Power Play: 2 - 6 (33.3%) **Penalty Killing:** 12 - 14 (85.7%)

Goaltender	GP	Min	GA	GAA	SO	W	L	OT	SA	SV%
Henrik Lundqvist	3	182	9	2.95	0	2	1	0	80	.887







vs. Ottawa SENATORS

> > > > a season in review

Wins: 1 Losses: 2 OT Losses: 1

@ Ottawa	Senators	Sabres	Attendance	Goaltenders	Winning Goal
Feb 5, 2013	4	3	18,345	Craig Anderson / Jhonas Enroth	Chris Neil
Feb 12, 2013	2	0	18,429	Craig Anderson / Ryan Miller	Erik Karlsson

@ Buffalo	Senators	Sabres	Attendance	Goaltenders	Winning Goal
Mar 16, 2013	4 (OT)	3	19,070	Ben Bishop / Ryan Miller	Kyle Turris
Apr 5, 2013	2	4	18,811	Ryan Miller / Robin Lehner	Brian Flynn

SABRES | Individual Scoring

Player	GP	G	A	P	+/-	PIM	PP	SH	GW	EN	S	%
Jochen Hecht	4	1	3	4	2	0	0	0	0	0	6	16.7
Drew Stafford	4	2	1	3	0	2	0	0	0	0	17	11.8
Mike Weber	4	1	2	3	4	0	0	0	0	0	4	25.0
Steve Ott	4	1	2	3	2	4	0	0	0	0	7	14.3
Jordan Leopold	3	1	2	3	2	2	0	0	0	0	10	10.0
Adam Pardy	2	0	3	3	2	2	0	0	0	0	2	0.0
Brian Flynn	2	1	0	1	2	0	0	0	1	0	3	33.3
Luke Adam	1	1	0	1	0	0	0	0	0	0	1	100.0
Tyler Ennis	4	1	0	1	0	2	0	0	0	0	10	10.0
Jason Pominville	3	1	0	1	-3	0	0	0	0	0	11	9.1
Nathan Gerbe	4	0	1	1	0	2	0	0	0	0	6	0.0
Kevin Porter	2	0	1	1	2	0	0	0	0	0	3	0.0
Mark Pysyk	1	0	1	1	0	0	0	0	0	0	1	0.0
Christian Ehrhoff	3	0	1	1	-1	4	0	0	0	0	8	0.0
Tyler Myers	4	0	1	1	1	2	0	0	0	0	8	0.0
Cody Hodgson	4	0	1	1	-1	4	0	0	0	0	6	0.0
Ville Leino	1	0	1	1	1	0	0	0	0	0	2	0.0
Patrick Kaleta	2	0	0	0	0	4	0	0	0	0	3	0.0
Andrej Sekera	3	0	0	0	-4	0	0	0	0	0	2	0.0
Mikhail Grigorenko	2	0	0	0	0	0	0	0	0	0	1	0.0
Alexander Sulzer	1	0	0	0	-1	0	0	0	0	0	0	0.0
Thomas Vanek	3	0	0	0	-3	0	0	0	0	0	10	0.0
Marcus Foligno	4	0	0	0	-2	8	0	0	0	0	2	0.0
Cody McCormick	2	0	0	0	-1	0	0	0	0	0	2	0.0
Robyn Regehr	2	0	0	0	-1	7	0	0	0	0	1	0.0
T.J Brennan	1	0	0	0	-1	0	0	0	0	0	4	0.0
John Scott	2	0	0	0	0	0	0	0	0	0	1	0.0

Power Play: 0 - 13 (0%) **Penalty Killing:** 15 - 17 (88.2%)

Goaltender	GP	Min	GA	GAA	SO	W	L	OT	SA	SV%
Ryan Miller	3	183	8	2.61	0	1	1	1	102	.922
Jhonas Enroth	1	59	4	4.03	0	0	1	0	24	.833

SENATORS | Individual Scoring

Player	GP	G	A	P	+/-	PIM	PP	SH	GW	EN	S	%
Kyle Turris	4	2	3	5	2	2	1	0	1	0	7	28.6
Mika Zibanejad	4	0	3	3	2	0	0	0	0	0	11	0.0
Sergei Gonchar	3	0	3	3	-2	2	0	0	0	0	4	0.0
Chris Phillips	4	2	0	2	0	0	0	0	0	0	9	22.2
Erik Karlsson	2	2	0	2	2	0	1	1	1	0	10	20.0
Chris Neil	4	1	1	2	-1	9	0	0	1	0	5	20.0
Patrick Wiercioch	4	1	1	2	4	2	0	0	0	0	7	14.3
Daniel Alfredsson	4	1	1	2	0	2	0	0	0	0	11	9.1
Peter Regin	3	0	2	2	-1	0	0	0	0	0	3	0.0
Milan Michalek	2	0	2	2	1	0	0	0	0	0	1	0.0
Erik Condra	4	1	0	1	-1	4	0	0	0	0	3	33.3
Eric Gryba	2	1	0	1	0	0	0	0	0	0	3	33.3
Marc Methot	4	1	0	1	-4	8	0	0	0	0	1	100.0
Jim O'Brien	3	0	1	1	1	2	0	0	0	0	3	0.0
Guillaume Latendresse	2	0	1	1	0	0	0	0	0	0	6	0.0
Jakob Silfverberg	4	0	1	1	1	0	0	0	0	0	17	0.0
Zack Smith	4	0	1	1	-3	2	0	0	0	0	6	0.0
Kaspars Daugavins	1	0	0	0	0	0	0	0	0	0	2	0.0
Colin Greening	4	0	0	0	-2	2	0	0	0	0	7	0.0
Matt Kassian	2	0	0	0	-1	0	0	0	0	0	0	0.0
Mike Lundin	2	0	0	0	0	0	0	0	0	0	3	0.0
Stephane Da Costa	2	0	0	0	0	0	0	0	0	0	2	0.0
Cory Conacher	1	0	0	0	2	0	0	0	0	0	1	0.0
Andre Benoit	2	0	0	0	-1	0	0	0	0	0	4	0.0
Mark Borowiecki	1	0	0	0	0	0	0	0	0	0	0	0.0

Power Play: 2 - 17 (11.8%) **Penalty Killing:** 13 - 13 (100%)

Goaltender	GP	Min	GA	GAA	SO	W	L	OT	SA	SV%
Craig Anderson	2	119	3	1.51	1	2	0	0	65	.954
Ben Bishop	1	63	3	2.82	0	1	0	0	36	.917
Robin Lehner	1	57	4	4.16	0	0	1	0	30	.867







vs. Philadelphia FLYERS

> > > > a season in review

Wins: 2 Losses: 1 OT Losses: 0

@ Philadelphia	Flyers	Sabres	Attendance	Goaltenders	Winning Goal
Mar 10, 2013	3	2	19,687	Ilya Bryzgalov / Ryan Miller	Claude Giroux

@ Buffalo	Flyers	Sabres	Attendance	Goaltenders	Winning Goal
Jan 20, 2013	2	5	19,070	Ryan Miller / Ilya Bryzgalov	Tyler Myers
Apr 13, 2013	0	1	19,070	Jhonas Enroth / Steve Mason	Christian Ehrhoff

SABRES | Individual Scoring

Player	GP	G	A	P	+/-	PIM	PP	SH	GW	EN	S	%
Thomas Vanek	3	2	3	5	0	0	1	0	0	1	12	16.7
Steve Ott	3	1	2	3	1	8	1	0	0	0	4	25.0
Jason Pominville	2	0	3	3	-1	0	0	0	0	0	4	0.0
Kevin Porter	2	0	2	2	2	0	0	0	0	0	2	0.0
Andrej Sekera	3	0	2	2	3	0	0	0	0	0	1	0.0
Jochen Hecht	3	1	0	1	1	2	0	1	0	0	4	25.0
Brian Flynn	2	1	0	1	2	0	0	0	0	0	5	20.0
Christian Ehrhoff	3	1	0	1	1	2	0	0	1	0	7	14.3
Tyler Myers	2	1	0	1	0	2	1	0	1	0	3	33.3
Cody Hodgson	3	1	0	1	2	0	0	0	0	0	13	7.7
Drew Stafford	3	0	1	1	0	7	0	0	0	0	7	0.0
Tyler Ennis	3	0	1	1	-1	0	0	0	0	0	4	0.0
Robyn Regehr	2	0	0	0	3	6	0	0	0	0	2	0.0
T.J Brennan	1	0	0	0	-1	2	0	0	0	0	0	0.0
John Scott	3	0	0	0	0	10	0	0	0	0	0	0.0
Mike Weber	2	0	0	0	0	17	0	0	0	0	1	0.0
Nathan Gerbe	2	0	0	0	0	0	0	0	0	0	2	0.0
Patrick Kaleta	2	0	0	0	0	7	0	0	0	0	3	0.0
Adam Pardy	1	0	0	0	0	0	0	0	0	0	0	0.0
Chad Ruhwedel	1	0	0	0	0	0	0	0	0	0	1	0.0
Alexander Sulzer	1	0	0	0	0	0	0	0	0	0	0	0.0
Mikhail Grigorenko	1	0	0	0	-1	0	0	0	0	0	2	0.0
Matt Ellis	1	0	0	0	0	0	0	0	0	0	2	0.0
Mark Pysyk	1	0	0	0	0	0	0	0	0	0	1	0.0
Marcus Foligno	3	0	0	0	1	6	0	0	0	0	0	0.0
Jordan Leopold	1	0	0	0	1	2	0	0	0	0	2	0.0

Power Play: 3 - 10 (30%) **Penalty Killing:** 10 - 13 (76.9%)

Goaltender	GP	Min	GA	GAA	SO	W	L	OT	SA	SV%
Jhonas Enroth	1	60	0	0.00	1	1	0	0	29	.000
Ryan Miller	2	119	5	2.52	0	1	1	0	57	.912

FLYERS | Individual Scoring

Player	GP	G	A	P	+/-	PIM	PP	SH	GW	EN	S	%
Kimmo Timonen	3	0	3	3	-2	2	0	0	0	0	5	0.0
Claude Giroux	3	2	0	2	-5	0	2	0	1	0	7	28.6
Maxime Talbot	2	1	0	1	1	0	0	1	0	0	2	50.0
Sean Couturier	3	1	0	1	0	0	0	0	0	0	5	20.0
Simon Gagne	2	1	0	1	-1	0	1	0	0	0	4	25.0
Wayne Simmonds	3	0	1	1	-2	7	0	0	0	0	10	0.0
Jakub Voracek	3	0	1	1	-4	0	0	0	0	0	7	0.0
Kurtis Foster	2	0	1	1	1	0	0	0	0	0	3	0.0
Ruslan Fedotenko	3	0	1	1	1	2	0	0	0	0	1	0.0
Danny Briere	2	0	0	0	0	0	0	0	0	0	6	0.0
Luke Schenn	3	0	0	0	-1	8	0	0	0	0	5	0.0
Nicklas Grossman	2	0	0	0	1	2	0	0	0	0	0	0.0
Andrej Meszaros	2	0	0	0	-1	0	0	0	0	0	4	0.0
Jay Rosehill	1	0	0	0	0	2	0	0	0	0	2	0.0
Bruno Gervais	1	0	0	0	-1	0	0	0	0	0	0	0.0
Braydon Coburn	2	0	0	0	0	0	0	0	0	0	0	0.0
Scott Laughton	1	0	0	0	0	0	0	0	0	0	3	0.0
Matt Read	3	0	0	0	1	0	0	0	0	0	4	0.0
Scott Hartnell	3	0	0	0	-2	11	0	0	0	0	7	0.0
Erik Gustafsson	1	0	0	0	0	0	0	0	0	0	1	0.0
Oliver Lauridsen	1	0	0	0	-1	7	0	0	0	0	1	0.0
Adam Hall	1	0	0	0	0	0	0	0	0	0	2	0.0
Brayden Schenn	3	0	0	0	-1	0	0	0	0	0	5	0.0
Kent Huskins	1	0	0	0	0	0	0	0	0	0	1	0.0
Eric Wellwood	1	0	0	0	0	0	0	0	0	0	0	0.0
Zac Rinaldo	2	0	0	0	0	14	0	0	0	0	1	0.0

Power Play: 3 - 13 (23.1%) **Penalty Killing:** 7 - 10 (70%)

Goaltender	GP	Min	GA	GAA	SO	W	L	OT	SA	SV%
Ilya Bryzgalov	2	119	6	3.02	0	1	1	0	60	.900
Steve Mason	1	58	1	1.03	0	0	1	0	21	.952







vs. Pittsburgh PENGUINS

> > > > a season in review

Wins: 2 Losses: 1 OT Losses: 0

@ Pittsburgh	Penguins	Sabres	Attendance	Goaltenders	Winning Goal
Apr 2, 2013	1	4	18,642	Ryan Miller / Tomas Vokoun	Steve Ott
Apr 23, 2013	2	4	18,630	Ryan Miller / Marc-Andre Fleury	Steve Ott

@ Buffalo	Penguins	Sabres	Attendance	Goaltenders	Winning Goal
Feb 17, 2013	4	3	19,070	Marc-Andre Fleury / Ryan Miller	Paul Martin

SABRES | Individual Scoring

Player	GP	G	A	P	+/-	PIM	PP	SH	GW	EN	S	%
Thomas Vanek	2	3	2	5	1	2	1	0	0	1	8	37.5
Cody Hodgson	3	2	2	4	3	2	0	0	0	0	10	20.0
Steve Ott	3	3	0	3	4	20	0	0	2	0	7	42.9
Mark Pysyk	2	0	3	3	3	0	0	0	0	0	3	0.0
Kevin Porter	2	2	0	2	2	0	0	1	0	0	5	40.0
Jochen Hecht	3	1	1	2	3	0	0	0	0	0	2	50.0
Drew Stafford	3	0	2	2	0	2	0	0	0	0	10	0.0
Christian Ehrhoff	3	0	2	2	1	2	0	0	0	0	4	0.0
Jason Pominville	2	0	2	2	2	4	0	0	0	0	3	0.0
Nathan Gerbe	3	0	1	1	1	0	0	0	0	0	4	0.0
Adam Pardy	2	0	1	1	4	2	0	0	0	0	1	0.0
Andrej Sekera	2	0	1	1	3	0	0	0	0	0	1	0.0
Brian Flynn	2	0	1	1	1	0	0	0	0	0	5	0.0
Tyler Ennis	3	0	1	1	-2	0	0	0	0	0	8	0.0
Mike Weber	3	0	0	0	1	8	0	0	0	0	2	0.0
Patrick Kaleta	2	0	0	0	0	0	0	0	0	0	4	0.0
Chad Ruhwedel	1	0	0	0	0	0	0	0	0	0	2	0.0
Alexander Sulzer	1	0	0	0	0	0	0	0	0	0	3	0.0
Mikhail Grigorenko	1	0	0	0	2	0	0	0	0	0	3	0.0
Cody McCormick	1	0	0	0	0	5	0	0	0	0	1	0.0
Marcus Foligno	3	0	0	0	-1	0	0	0	0	0	4	0.0
Luke Adam	1	0	0	0	1	0	0	0	0	0	1	0.0
Jordan Leopold	1	0	0	0	-1	0	0	0	0	0	1	0.0
Tyler Myers	2	0	0	0	1	2	0	0	0	0	3	0.0
Robyn Regehr	1	0	0	0	0	2	0	0	0	0	0	0.0
John Scott	2	0	0	0	0	0	0	0	0	0	0	0.0

Power Play: 1 - 9 (11.1%) **Penalty Killing:** 8 - 11 (72.7%)

Goaltender	GP	Min	GA	GAA	SO	W	L	OT	SA	SV%
Ryan Miller	3	179	7	2.34	0	2	1	0	97	.928

PENGUINS | Individual Scoring

Player	GP	G	A	P	+/-	PIM	PP	SH	GW	EN	S	%
Chris Kunitz	3	1	3	4	0	4	0	0	0	0	11	9.1
Pascal Dupuis	3	2	1	3	-1	0	0	0	0	0	14	14.3
Sidney Crosby	1	1	2	3	3	2	1	0	0	0	4	25.0
Evgeni Malkin	3	0	3	3	-3	2	0	0	0	0	6	0.0
Jarome Iginla	2	2	0	2	-2	0	2	0	0	0	14	14.3
Kris Letang	2	0	2	2	1	0	0	0	0	0	8	0.0
Paul Martin	1	1	0	1	1	0	0	0	1	0	2	50.0
Brooks Orpik	3	0	1	1	-1	0	0	0	0	0	0	0.0
Brandon Sutter	3	0	1	1	-2	0	0	0	0	0	1	0.0
Matt Cooke	3	0	1	1	-4	0	0	0	0	0	1	0.0
Tyler Kennedy	2	0	0	0	-1	0	0	0	0	0	5	0.0
Tanner Glass	3	0	0	0	-1	7	0	0	0	0	2	0.0
Jussi Jokinen	1	0	0	0	-1	2	0	0	0	0	1	0.0
Deryk Engelland	3	0	0	0	-1	2	0	0	0	0	2	0.0
Beau Bennett	2	0	0	0	-1	0	0	0	0	0	3	0.0
Simon Despres	1	0	0	0	-1	2	0	0	0	0	0	0.0
Douglas Murray	2	0	0	0	-3	0	0	0	0	0	1	0.0
Robert Bortuzzo	1	0	0	0	-1	0	0	0	0	0	0	0.0
Mark Eaton	2	0	0	0	-4	0	0	0	0	0	0	0.0
Dustin Jeffrey	2	0	0	0	-1	0	0	0	0	0	3	0.0
Brenden Morrow	2	0	0	0	-3	2	0	0	0	0	2	0.0
Joe Vitale	1	0	0	0	-1	0	0	0	0	0	1	0.0
Craig Adams	3	0	0	0	0	0	0	0	0	0	2	0.0
James Neal	2	0	0	0	-2	4	0	0	0	0	8	0.0
Matt Niskanen	3	0	0	0	-2	0	0	0	0	0	6	0.0

Power Play: 3 - 11 (27.3%) **Penalty Killing:** 8 - 9 (88.9%)

Goaltender	GP	Min	GA	GAA	SO	W	L	OT	SA	SV%
Marc-Andre Fleury	3	154	6	2.32	1	1	1	0	81	.926
Tomas Vokoun	1	23	4	10.29	0	0	1	0	13	.692







vs. Tampa Bay LIGHTNING

> > > > a season in review

Wins: 2 Losses: 1 OT Losses: 0

@ Tampa Bay	Lightning	Sabres	Attendance	Goaltenders	Winning Goal
Feb 26, 2013	1	2	19,204	Ryan Miller / Mathieu Garon	Tyler Myers
Mar 26, 2013	2	1	19,204	Mathieu Garon / Ryan Miller	Martin St Louis

@ Buffalo	Lightning	Sabres	Attendance	Goaltenders	Winning Goal
Apr 14, 2013	1	3	18,991	Jhonas Enroth / Mathieu Garon	Jochen Hecht

SABRES Individual Scoring

Player	GP	G	A	P	+/-	PIM	PP	SH	GW	EN	S	%
Thomas Vanek	3	0	3	3	2	0	0	0	0	0	3	0.0
Cody Hodgson	3	1	1	2	1	0	0	0	0	0	2	50.0
Brian Flynn	2	0	2	2	2	0	0	0	0	0	4	0.0
Tyler Myers	2	1	0	1	-1	4	0	0	1	0	1	100.0
Jochen Hecht	3	1	0	1	0	0	0	0	1	0	6	16.7
Kevin Porter	3	1	0	1	2	0	0	0	0	0	1	100.0
Jordan Leopold	1	1	0	1	0	0	0	0	0	0	1	100.0
Tyler Ennis	3	1	0	1	-1	0	1	0	0	0	5	20.0
Nathan Gerbe	3	0	1	1	-2	2	0	0	0	0	4	0.0
Andrej Sekera	2	0	1	1	3	0	0	0	0	0	0	0.0
Christian Ehrhoff	3	0	1	1	3	6	0	0	0	0	2	0.0
Steve Ott	3	0	1	1	0	2	0	0	0	0	5	0.0
Marcus Foligno	3	0	1	1	1	5	0	0	0	0	1	0.0
Robyn Regehr	2	0	0	0	0	4	0	0	0	0	2	0.0
Ville Leino	1	0	0	0	0	0	0	0	0	0	2	0.0
John Scott	1	0	0	0	0	0	0	0	0	0	3	0.0
Mike Weber	3	0	0	0	-1	4	0	0	0	0	0	0.0
Patrick Kaleta	3	0	0	0	-1	2	0	0	0	0	2	0.0
Adam Pardy	2	0	0	0	0	0	0	0	0	0	0	0.0
Drew Stafford	2	0	0	0	0	2	0	0	0	0	4	0.0
Chad Ruhwedel	1	0	0	0	0	0	0	0	0	0	3	0.0
Mikhail Grigorenko	1	0	0	0	0	0	0	0	0	0	1	0.0
Jason Pominville	2	0	0	0	2	0	0	0	0	0	3	0.0
Mark Pysyk	2	0	0	0	0	0	0	0	0	0	2	0.0

Power Play: 1 - 8 (12.5%) **Penalty Killing:** 11 - 12 (91.7%)

Goaltender	GP	Min	GA	GAA	SO	W	L	OT	SA	SV%
Jhonas Enroth	1	59	1	1.00	0	1	0	0	33	.970
Ryan Miller	2	119	3	1.51	0	1	1	0	56	.946

LIGHTNING Individual Scoring

Player	GP	G	A	P	+/-	PIM	PP	SH	GW	EN	S	%
Steven Stamkos	3	2	1	3	0	6	0	0	0	0	13	15.4
Martin St Louis	3	1	1	2	-1	0	1	0	1	0	10	10.0
Teddy Purcell	3	0	2	2	0	0	0	0	0	0	6	0.0
Cory Conacher	2	0	2	2	2	2	0	0	0	0	1	0.0
Benoit Pouliot	3	1	0	1	0	0	0	0	0	0	4	25.0
Eric Brewer	3	0	1	1	1	0	0	0	0	0	4	0.0
Vincent Lecavalier	2	0	1	1	1	0	0	0	0	0	5	0.0
Sami Salo	3	0	0	0	-1	0	0	0	0	0	1	0.0
Dana Tyrell	2	0	0	0	-1	0	0	0	0	0	1	0.0
Keith Aulie	3	0	0	0	-1	5	0	0	0	0	2	0.0
Alexander Killorn	3	0	0	0	-2	0	0	0	0	0	10	0.0
Tom Pyatt	3	0	0	0	-1	0	0	0	0	0	3	0.0
Brian Lee	1	0	0	0	-1	2	0	0	0	0	0	0.0
James Wyman	1	0	0	0	-1	0	0	0	0	0	0	0.0
Nate Thompson	2	0	0	0	-2	0	0	0	0	0	2	0.0
Brandon Crombeen	2	0	0	0	0	2	0	0	0	0	2	0.0
Ondrej Palat	1	0	0	0	0	0	0	0	0	0	0	0.0
Matt Carle	3	0	0	0	2	0	0	0	0	0	6	0.0
Marc-Andre Bergeron	1	0	0	0	0	0	0	0	0	0	4	0.0
Radko Gudas	2	0	0	0	-2	0	0	0	0	0	1	0.0
Ryan Malone	1	0	0	0	1	2	0	0	0	0	4	0.0
Richard Panik	3	0	0	0	-2	0	0	0	0	0	6	0.0
Victor Hedman	3	0	0	0	-2	2	0	0	0	0	4	0.0
Tyler Johnson	1	0	0	0	0	2	0	0	0	0	0	0.0

Power Play: 1 - 12 (8.3%) **Penalty Killing:** 7 - 8 (87.5%)

Goaltender	GP	Min	GA	GAA	SO	W	L	OT	SA	SV%
Mathieu Garon	3	176	6	2.04	0	1	2	0	57	.895









vs. Toronto MAPLE LEAFS

> > > > a season in review

Wins: 2 Losses: 1 OT Losses: 1

@ Toronto	Maple Leafs	Sabres	Attendance	Goaltenders	Winning Goal
Jan 21, 2013	1	2	19,475	Ryan Miller / Ben Scrivens	Jason Pominville
Feb 21, 2013	3	1	19,473	Ben Scrivens / Ryan Miller	James Van Riemsdyk

@ Buffalo	Maple Leafs	Sabres	Attendance	Goaltenders	Winning Goal
Jan 29, 2013	4 (OT)	3	18,801	James Reimer / Ryan Miller	Matt Frattin
Mar 21, 2013	4	5 (SO)	19,070	Ryan Miller / James Reimer	Steve Ott

SABRES | Individual Scoring

Player	GP	G	A	P	+/-	PIM	PP	SH	GW	EN	S	%
Jason Pominville	4	3	1	4	3	0	1	0	1	0	13	23.1
Christian Ehrhoff	4	1	3	4	4	0	1	0	0	0	11	9.1
Cody Hodgson	4	1	3	4	4	4	0	0	0	0	9	11.1
Tyler Ennis	4	2	1	3	1	2	0	0	0	0	17	11.8
Marcus Foligno	4	1	2	3	0	5	0	0	0	0	5	20.0
Drew Stafford	4	0	2	2	-2	2	0	0	0	0	6	0.0
Thomas Vanek	3	0	2	2	1	2	0	0	0	0	12	0.0
Andrej Sekera	2	1	0	1	1	0	0	0	0	0	4	25.0
Mikhail Grigorenko	2	1	0	1	-2	0	0	0	0	0	1	100.0
Mike Weber	3	0	1	1	1	17	0	0	0	0	3	0.0
Kevin Porter	2	0	1	1	1	4	0	0	0	0	1	0.0
Steve Ott	4	0	1	1	1	6	0	0	0	0	6	0.0
Robyn Regehr	3	0	0	0	-1	0	0	0	0	0	2	0.0
Ville Leino	1	0	0	0	-2	0	0	0	0	0	2	0.0
Jochen Hecht	4	0	0	0	-2	6	0	0	0	0	8	0.0
T.J Brennan	2	0	0	0	0	0	0	0	0	0	2	0.0
John Scott	4	0	0	0	0	17	0	0	0	0	0	0.0
Nathan Gerbe	1	0	0	0	0	4	0	0	0	0	2	0.0
Patrick Kaleta	4	0	0	0	0	21	0	0	0	0	2	0.0
Alexander Sulzer	2	0	0	0	0	2	0	0	0	0	1	0.0
Brian Flynn	1	0	0	0	1	0	0	0	0	0	1	0.0
Matt Ellis	2	0	0	0	0	0	0	0	0	0	3	0.0
Mark Pysyk	1	0	0	0	-1	0	0	0	0	0	1	0.0
Tyler Myers	4	0	0	0	0	4	0	0	0	0	3	0.0
Jordan Leopold	3	0	0	0	-3	0	0	0	0	0	5	0.0

Power Play: 2 - 12 (16.7%) **Penalty Killing:** 13 - 18 (72.2%)

Goaltender	GP	Min	GA	GAA	SO	W	L	OT	SA	SV%
Ryan Miller	4	247	12	2.91	0	2	1	1	129	.907

MAPLE LEAFS | Individual Scoring

Player	GP	G	A	P	+/-	PIM	PP	SH	GW	EN	S	%
Nazem Kadri	4	3	2	5	3	0	2	0	0	0	15	20.0
Cody Franson	3	1	4	5	1	0	0	0	0	0	8	12.5
Philip Kessel	4	0	5	5	0	4	0	0	0	0	15	0.0
Dion Phaneuf	4	1	2	3	-1	2	1	0	0	0	10	10.0
Tyler Bozak	4	1	2	3	-1	0	1	0	0	0	12	8.3
James Van Riemsdyk	4	2	0	2	-1	2	1	0	1	0	12	16.7
Matt Frattin	2	2	0	2	1	0	0	0	1	0	5	40.0
Nikolai Kulemin	4	0	2	2	-2	2	0	0	0	0	2	0.0
Michael Kostka	3	0	2	2	-1	0	0	0	0	0	3	0.0
Mikhail Grabovski	4	1	0	1	-1	0	0	0	0	0	8	12.5
Jay McClement	4	1	0	1	0	0	0	0	0	0	8	12.5
John-Michael Liles	3	0	1	1	-1	2	0	0	0	0	5	0.0
Leo Komarov	4	0	1	1	0	2	0	0	0	0	5	0.0
Clarke MacArthur	3	0	1	1	-1	4	0	0	0	0	4	0.0
Jake Gardiner	1	0	1	1	2	0	0	0	0	0	1	0.0
Colton Orr	3	0	0	0	0	34	0	0	0	0	0	0.0
Carl Gunnarsson	4	0	0	0	-4	2	0	0	0	0	2	0.0
Frazer McLaren	2	0	0	0	0	10	0	0	0	0	3	0.0
Korbinian Holzer	2	0	0	0	-1	0	0	0	0	0	3	0.0
Mark Fraser	4	0	0	0	2	7	0	0	0	0	2	0.0
Mike Brown	3	0	0	0	0	21	0	0	0	0	2	0.0
Joffrey Lupul	1	0	0	0	0	0	0	0	0	0	4	0.0
David Steckel	2	0	0	0	0	0	0	0	0	0	0	0.0

Power Play: 5 - 18 (27.8%) **Penalty Killing:** 10 - 12 (83.3%)

Goaltender	GP	Min	GA	GAA	SO	W	L	OT	SA	SV%
James Reimer	2	129	7	3.23	0	1	0	1	68	.897
Ben Scrivens	2	117	3	1.53	0	1	1	0	52	.942









vs. Washington CAPITALS

> > > > a season in review

Wins: 0 Losses: 2 OT Losses: 1

@ Washington	Capitals	Sabres	Attendance	Goaltenders	Winning Goal
Jan 27, 2013	3	2	18,506	Michal Neuvirth / Ryan Miller	Alex Ovechkin
Mar 17, 2013	5	3	18,506	Braden Holtby / Ryan Miller	Marcus Johansson

@ Buffalo	Capitals	Sabres	Attendance	Goaltenders	Winning Goal
Mar 30, 2013	4 (SO)	3	19,070	Braden Holtby / Jhonas Enroth	Matt Hendricks

SABRES | Individual Scoring

Player	GP	G	A	P	+/-	PIM	PP	SH	GW	EN	S	%
Tyler Ennis	3	1	4	5	3	2	0	0	0	0	10	10.0
Marcus Foligno	3	1	2	3	1	0	0	0	0	0	5	20.0
Cody Hodgson	3	2	0	2	-3	0	1	0	0	0	4	50.0
Ville Leino	2	2	0	2	1	2	1	0	0	0	3	66.7
Andrej Sekera	2	0	2	2	-1	2	0	0	0	0	1	0.0
Jason Pominville	3	0	2	2	-2	0	0	0	0	0	4	0.0
Brian Flynn	2	1	0	1	0	0	0	0	0	0	3	33.3
Christian Ehrhoff	3	1	0	1	-1	2	0	0	0	0	4	25.0
Drew Stafford	3	0	1	1	-1	0	0	0	0	0	12	0.0
Thomas Vanek	1	0	1	1	0	0	0	0	0	0	3	0.0
Steve Ott	3	0	1	1	-1	6	0	0	0	0	5	0.0
Tyler Myers	3	0	1	1	0	4	0	0	0	0	2	0.0
Jochen Hecht	3	0	1	1	-1	0	0	0	0	0	2	0.0
Alexander Sulzer	1	0	0	0	0	2	0	0	0	0	2	0.0
Mikhail Grigorenko	1	0	0	0	0	0	0	0	0	0	2	0.0
Matt Ellis	1	0	0	0	0	0	0	0	0	0	0	0.0
Mark Pysyk	2	0	0	0	-1	0	0	0	0	0	2	0.0
Jordan Leopold	2	0	0	0	1	0	0	0	0	0	5	0.0
Robyn Regehr	3	0	0	0	-1	0	0	0	0	0	2	0.0
John Scott	1	0	0	0	0	0	0	0	0	0	1	0.0
Mike Weber	2	0	0	0	0	4	0	0	0	0	0	0.0
Nathan Gerbe	3	0	0	0	-3	2	0	0	0	0	5	0.0
Patrick Kaleta	2	0	0	0	1	0	0	0	0	0	0	0.0
Kevin Porter	2	0	0	0	-2	0	0	0	0	0	0	0.0

Power Play: 2 - 7 (28.6%) **Penalty Killing:** 8 - 11 (72.7%)

Goaltender	GP	Min	GA	GAA	SO	W	L	OT	SA	SV%
Jhonas Enroth	1	65	3	2.77	0	0	0	1	38	.921
Ryan Miller	2	117	8	4.09	0	0	2	0	55	.855

CAPITALS | Individual Scoring

Player	GP	G	A	P	+/-	PIM	PP	SH	GW	EN	S	%
Troy Brouwer	3	2	2	4	1	0	1	1	0	0	10	20.0
Joel Ward	3	1	3	4	4	0	0	0	0	0	4	25.0
Mike Ribeiro	3	0	4	4	2	0	0	0	0	0	5	0.0
Alex Ovechkin	3	3	0	3	0	2	2	0	1	0	20	15.0
Jason Chimera	3	1	2	3	3	2	0	0	0	0	8	12.5
Mike Green	2	1	2	3	0	0	0	0	0	0	7	14.3
Nicklas Backstrom	3	0	3	3	1	0	0	0	0	0	2	0.0
Marcus Johansson	2	1	1	2	0	0	0	0	1	0	5	20.0
Mathieu Perreault	3	1	1	2	1	0	0	0	0	0	3	33.3
John Erskine	1	1	0	1	1	2	0	0	0	0	3	33.3
Brooks Laich	1	0	1	1	-1	0	0	0	0	0	0	0.0
Wojtek Wolski	2	0	0	0	-1	0	0	0	0	0	5	0.0
Eric Fehr	2	0	0	0	-1	0	0	0	0	0	3	0.0
Joey Crabb	2	0	0	0	-1	2	0	0	0	0	1	0.0
Steve Oleksy	2	0	0	0	1	4	0	0	0	0	2	0.0
Matt Hendricks	3	0	0	0	0	0	0	0	0	0	2	0.0
Tomas Kundratek	1	0	0	0	0	0	0	0	0	0	0	0.0
John Carlson	3	0	0	0	1	2	0	0	0	0	6	0.0
Jack Hillen	2	0	0	0	-1	4	0	0	0	0	0	0.0
Jay Beagle	3	0	0	0	-1	0	0	0	0	0	4	0.0
Tom Poti	1	0	0	0	-1	0	0	0	0	0	0	0.0
Karl Alzner	3	0	0	0	0	0	0	0	0	0	1	0.0
Jeff Schultz	3	0	0	0	2	0	0	0	0	0	2	0.0

Power Play: 3 - 11 (27.3%) **Penalty Killing:** 5 - 7 (71.4%)

Goaltender	GP	Min	GA	GAA	SO	W	L	OT	SA	SV%
Braden Holtby	2	124	6	2.90	0	2	0	0	53	.887
Michal Neuvirth	1	60	2	2.00	0	1	0	0	24	.917







vs. Winnipeg JETS

> > > > a season in review

Wins: 0 Losses: 3 OT Losses: 0

@ Winnipeg	Jets	Sabres	Attendance	Goaltenders	Winning Goal
Apr 9, 2013	4	1	15,004	Ondrej Pavelec / Ryan Miller	Aaron Gagnon

@ Buffalo	Jets	Sabres	Attendance	Goaltenders	Winning Goal
Feb 19, 2013	2	1	19,070	Ondrej Pavelec / Ryan Miller	Andrew Ladd
Apr 22, 2013	2	1	18,654	Ondrej Pavelec / Jhonas Enroth	Antti Miettinen

SABRES | Individual Scoring

Player	GP	G	A	P	+/-	PIM	PP	SH	GW	EN	S	%
Thomas Vanek	3	1	0	1	-5	0	1	0	0	0	11	9.1
Jason Pominville	1	1	0	1	-1	0	0	0	0	0	1	100.0
Kevin Porter	2	1	0	1	-1	0	0	0	0	0	4	25.0
Cody Hodgson	3	0	1	1	-2	0	0	0	0	0	9	0.0
Drew Stafford	3	0	1	1	-4	0	0	0	0	0	7	0.0
Brian Flynn	2	0	1	1	-1	0	0	0	0	0	3	0.0
Marcus Foligno	3	0	1	1	2	0	0	0	0	0	5	0.0
Tyler Ennis	3	0	1	1	-5	0	0	0	0	0	3	0.0
Tyler Myers	2	0	0	0	-3	2	0	0	0	0	5	0.0
T.J Brennan	1	0	0	0	1	0	0	0	0	0	4	0.0
John Scott	3	0	0	0	0	4	0	0	0	0	2	0.0
Mike Weber	3	0	0	0	0	0	0	0	0	0	3	0.0
Nathan Gerbe	3	0	0	0	-1	0	0	0	0	0	6	0.0
Patrick Kaleta	2	0	0	0	0	2	0	0	0	0	1	0.0
Chad Ruhwedel	1	0	0	0	-1	0	0	0	0	0	1	0.0
Alexander Sulzer	1	0	0	0	-1	0	0	0	0	0	1	0.0
Mikhail Grigorenko	1	0	0	0	0	0	0	0	0	0	1	0.0
Cody McCormick	1	0	0	0	0	0	0	0	0	0	0	0.0
Mark Pysyk	2	0	0	0	-2	0	0	0	0	0	4	0.0
Christian Ehrhoff	3	0	0	0	-5	0	0	0	0	0	3	0.0
Adam Pardy	2	0	0	0	-2	0	0	0	0	0	1	0.0
Steve Ott	3	0	0	0	-1	9	0	0	0	0	4	0.0
Andrej Sekera	2	0	0	0	1	0	0	0	0	0	1	0.0
Robyn Regehr	1	0	0	0	0	0	0	0	0	0	0	0.0
Jochen Hecht	3	0	0	0	0	0	0	0	0	0	5	0.0

Power Play: 1 - 7 (14.3%) **Penalty Killing:** 5 - 5 (100%)

Goaltender	GP	Min	GA	GAA	SO	W	L	OT	SA	SV%
Jhonas Enroth	1	59	2	2.03	0	0	1	0	39	.949
Ryan Miller	2	116	5	2.57	0	0	2	0	57	.912

JETS | Individual Scoring

Player	GP	G	A	P	+/-	PIM	PP	SH	GW	EN	S	%
Andrew Ladd	3	2	1	3	1	7	0	0	1	0	8	25.0
Bryan Little	3	1	2	3	3	0	0	0	0	0	7	14.3
Aaron Gagnon	2	2	0	2	2	0	0	0	1	0	5	40.0
Dustin Byfuglien	3	0	2	2	2	2	0	0	0	0	7	0.0
Evander Kane	3	0	2	2	3	8	0	0	0	0	10	0.0
James Wright	3	0	2	2	3	0	0	0	0	0	3	0.0
Blake Wheeler	3	1	0	1	2	2	0	0	0	1	13	7.7
Kyle Wellwood	3	1	0	1	1	0	0	0	0	0	1	100.0
Antti Miettinen	1	1	0	1	2	0	0	0	1	0	2	50.0
Mark Stuart	3	0	1	1	3	2	0	0	0	0	4	0.0
Derek Meech	1	0	1	1	1	0	0	0	0	0	0	0.0
Ron Hainsey	3	0	1	1	1	0	0	0	0	0	5	0.0
Grant Clitsome	3	0	0	0	4	0	0	0	0	0	8	0.0
Michael Santorelli	2	0	0	0	0	0	0	0	0	0	2	0.0
Tobias Enstrom	1	0	0	0	0	0	0	0	0	0	1	0.0
Jim Slater	1	0	0	0	0	0	0	0	0	0	2	0.0
Alexander Burmistrov	3	0	0	0	0	0	0	0	0	0	5	0.0
Chris Thorburn	3	0	0	0	1	0	0	0	0	0	0	0.0
Zach Bogosian	2	0	0	0	0	0	0	0	0	0	2	0.0
Paul Postma	2	0	0	0	1	0	0	0	0	0	3	0.0
Nik Antropov	1	0	0	0	0	0	0	0	0	0	0	0.0
Eric Tangradi	3	0	0	0	0	0	0	0	0	0	7	0.0
Olli Jokinen	2	0	0	0	0	0	0	0	0	0	2	0.0

Power Play: 0 - 5 (0%) **Penalty Killing:** 6 - 7 (85.7%)

Goaltender	GP	Min	GA	GAA	SO	W	L	OT	SA	SV%
Ondrej Pavelec	3	180	3	1.00	0	3	0	0	85	.965









2013-14 Buffalo Sabres

THE RECORD BOOK

BUFFALO SABRES™



Year-by-Year Results

1970-71 | 24-39-15, 5th Place – East Division

Oct. 10	@ Pittsburgh	2-1	W	Jan. 13	@ Chicago	2-4	L
Oct. 14	@ NY Rangers	0-3	L	Jan. 14	St. Louis	2-1	W
Oct. 15	Montreal	0-3	L	Jan. 16	@ Minnesota	4-3	W
Oct. 17	@ St. Louis	1-4	L	Jan. 17	Montreal	4-4	T
Oct. 18	Pittsburgh	1-1	T	Jan. 21	NY Rangers	5-5	T
Oct. 22	@ Philadelphia	2-4	L	Jan. 23	@ St. Louis	1-7	L
Oct. 23	Detroit	4-3	W	Jan. 24	Philadelphia	6-4	W
Oct. 25	Chicago	0-4	L	Jan. 27	@ Los Angeles	3-3	T
Oct. 27	@ Vancouver	2-7	L	Jan. 29	@ California	4-2	W
Oct. 30	@ California	1-6	L	Jan. 31	@ Vancouver	6-1	W
Nov. 1	@ Los Angeles	2-4	L	Feb. 4	Los Angeles	5-2	W
Nov. 5	Vancouver	1-4	L	Feb. 6	@ Boston	3-4	L
Nov. 7	@ Montreal	2-11	L	Feb. 7	Toronto	3-4	L
Nov. 8	Philadelphia	1-3	L	Feb. 9	@ Vancouver	3-6	L
Nov. 13	California	4-2	W	Feb. 10	@ California	1-5	L
Nov. 15	Montreal	2-2	T	Feb. 12	California	3-0	W
Nov. 18	@ Toronto	7-2	W	Feb. 14	Philadelphia	3-2	W
Nov. 21	@ Minnesota	0-3	L	Feb. 17	@ Chicago	1-5	L
Nov. 25	@ Pittsburgh	4-4	T	Feb. 18	Pittsburgh	6-6	T
Nov. 26	NY Rangers	2-2	T	Feb. 20	@ Detroit	5-6	L
Nov. 29	California	1-2	L	Feb. 21	St. Louis	1-3	L
Dec. 3	Boston	4-4	T	Feb. 23	Boston	3-6	L
Dec. 6	Minnesota	1-0	W	Feb. 25	@ Philadelphia	2-3	L
Dec. 9	@ Chicago	1-6	L	Feb. 27	@ Toronto	0-2	L
Dec. 10	@ Boston	2-8	L	Feb. 28	Minnesota	5-2	W
Dec. 12	@ Detroit	3-5	L	Mar. 3	@ Los Angeles	3-3	T
Dec. 13	Toronto	0-4	L	Mar. 5	Chicago	2-2	T
Dec. 16	@ NY Rangers	0-4	L	Mar. 7	Vancouver	6-3	W
Dec. 17	Los Angeles	4-3	W	Mar. 13	@ St. Louis	0-9	L
Dec. 19	@ Toronto	0-2	L	Mar. 14	@ Minnesota	5-0	W
Dec. 20	Toronto	2-4	L	Mar. 18	St. Louis	5-3	W
Dec. 22	NY Rangers	2-7	L	Mar. 20	@ Montreal	2-5	L
Dec. 26	@ Montreal	4-4	T	Mar. 21	@ Boston	7-5	W
Dec. 27	Detroit	5-2	W	Mar. 23	@ NY Rangers	2-7	L
Jan. 1	Boston	4-9	L	Mar. 26	Vancouver	3-1	W
Jan. 3	Chicago	3-5	L	Mar. 28	Minnesota	4-2	W
Jan. 7	Detroit	7-4	W	Mar. 31	@ Pittsburgh	6-4	W
Jan. 9	@ Detroit	2-3	L	Apr. 1	Pittsburgh	3-3	T
Jan. 10	Los Angeles	2-2	T	Apr. 4	@ Philadelphia	3-3	T

1970-71 | Regular Season Scoring

NO.	PLAYER	GP	G	A	PTS	+/-	PIM	PP	SH	GW	GT	SHOTS	PCT.
11	Gil Perreault	78	38	34	72	-39	19	14	0	5	3	210	18.1
10	Phil Goyette	60	15	46	61	-15	6	9	0	1	0	119	12.6
15	Gerry Meehan	77	24	31	55	-12	8	5	0	1	2	163	14.7
22	Don Marshall	62	20	29	49	-13	6	9	0	1	2	112	17.9
23	Eddie Shack	56	25	17	42	-29	93	10	0	4	1	192	13.0
19	Steve Atkinson	57	20	18	38	1	12	0	1	2	3	126	15.9
21	Paul Andrea	47	11	21	32	-16	4	2	0	3	0	99	11.1
6	Al Hamilton	69	2	28	30	-23	71	0	0	0	0	98	2.0
26	Larry Keenan	51	7	20	27	-10	6	3	0	2	0	67	10.4
5	Doug Barrie	75	4	23	27	-	168	0	0	0	1	128	3.1
16	Ron Anderson	74	14	12	26	-11	44	0	1	3	0	139	10.1
20	Dick Duff	53	7	13	20	-16	12	0	0	1	1	67	10.4
17	Floyd Smith	77	6	11	17	-12	46	0	2	0	0	80	7.5
9	Reg Fleming	78	6	10	16	-8	159	0	0	0	0	54	11.1
7	Cliff Schmautz	26	5	7	12	0	10	2	0	0	0	44	11.4
2	Jim Watson	78	2	9	11	-28	147	0	0	0	1	114	1.8
12	Skip Krake	74	4	5	9	-21	68	1	0	0	0	64	6.3
18	Kevin O'Shea	41	4	4	8	-11	8	0	1	1	1	33	12.1
3	Tracy Pratt	76	1	7	8	0	179	0	0	0	0	34	2.9
24	Jean-Guy Talbot	57	0	7	7	0	36	0	0	0	0	41	0.0
14	Randy Wyrozub	16	2	2	4	0	6	1	0	0	0	22	9.1
19	Francois Lacombe	1	0	1	1	0	2	0	0	0	0	1	0.0
28	Dave Dryden	10	0	1	1	0	0	0	0	0	0	0	0.0
8	Billy Inglis	14	0	1	1	0	4	0	0	0	0	9	0.0
30	Joe Daley	38	0	1	1	0	12	0	0	0	0	0	0.0
19	Brian Perry	1	0	0	0	0	0	0	0	0	0	0	0.0
28	Terry Ball	2	0	0	0	0	0	0	0	0	0	2	0.0
21	Jean-Guy Lagace	3	0	0	0	0	2	0	0	0	0	3	0.0
23	Paul Terbenche	3	0	0	0	0	2	0	0	0	0	1	0.0
24	Butch Deadmarsh	10	0	0	0	0	9	0	0	0	0	7	0.0
20	Brian McDonald	12	0	0	0	0	29	0	0	0	0	15	0.0
4	Mike McMahon	12	0	0	0	0	4	0	0	0	0	20	0.0
25	Hap Myers	13	0	0	0	0	6	0	0	0	0	14	0.0
1	Roger Crozier	43	0	0	0	0	0	0	0	0	0	0	0.0

NO.	PLAYER	GP	MIN	AVG.	W	L	T	EN	SO	GA	SA	PCT.
30	Joe Daley	38	2073	3.70	12	16	8	2	1	128	1247	.897
1	Roger Crozier	43	2198	3.68	9	20	7	1	1	135	1347	.901
28	Dave Dryden	10	409	3.37	3	3	0	2	1	23	206	.889
	TEAM TOTALS	**78**	**4680**	**3.73**	**24**	**39**	**15**	**5**	**3**	**291**	**2800**	**.896**

1971-72 | 16-43-19, 6th Place – East Division

Oct. 10	Pittsburgh	2-1	W	Jan. 2	California	4-4	T
Oct. 12	@ St. Louis	1-4	L	Jan. 6	Boston	2-5	L
Oct. 14	@ Boston	2-6	L	Jan. 9	Toronto	1-2	L
Oct. 16	@ Montreal	3-9	L	Jan. 13	NY Rangers	2-5	L
Oct. 17	Minnesota	2-3	L	Jan. 15	@ Montreal	2-6	L
Oct. 20	@ Toronto	7-2	W	Jan. 16	Montreal	4-2	W
Oct. 21	Chicago	2-5	L	Jan. 20	Vancouver	1-0	W
Oct. 23	@ Minnesota	1-5	L	Jan. 22	@ Detroit	2-3	L
Oct. 24	St. Louis	2-3	L	Jan. 23	@ Boston	3-3	T
Oct. 27	@ Los Angeles	3-2	W	Jan. 26	@ NY Rangers	1-5	L
Oct. 30	@ Vancouver	4-4	T	Jan. 27	Detroit	1-3	L
Oct. 31	@ California	2-2	T	Jan. 30	Los Angeles	2-2	T
Nov. 4	@ Detroit	4-4	T	Feb. 3	NY Rangers	2-4	L
Nov. 5	Philadelphia	5-2	W	Feb. 5	@ Minnesota	3-3	T
Nov. 7	Detroit	3-3	T	Feb. 6	Boston	8-2	W
Nov. 11	Los Angeles	2-4	L	Feb. 10	@ Detroit	2-4	L
Nov. 13	@ NY Rangers	2-5	L	Feb. 12	@ Boston	1-5	L
Nov. 14	Montreal	2-2	T	Feb. 13	Philadelphia	4-4	T
Nov. 18	California	5-7	L	Feb. 17	Pittsburgh	0-2	L
Nov. 21	Toronto	3-4	L	Feb. 19	@ Toronto	1-4	L
Nov. 24	@ Los Angeles	3-5	L	Feb. 20	Montreal	0-4	L
Nov. 27	@ Vancouver	2-5	L	Feb. 23	@ Chicago	2-1	W
Nov. 28	@ California	3-5	L	Feb. 24	Chicago	5-3	W
Dec. 1	@ NY Rangers	2-7	L	Feb. 27	California	4-4	T
Dec. 2	Los Angeles	2-0	W	Mar. 1	@ Montreal	1-4	L
Dec. 4	@ St. Louis	1-5	L	Mar. 2	NY Rangers	3-4	L
Dec. 5	Minnesota	3-1	W	Mar. 5	St. Louis	2-6	L
Dec. 9	Chicago	1-3	L	Mar. 8	@ California	3-6	L
Dec. 11	@ Pittsburgh	3-3	T	Mar. 10	@ Vancouver	2-3	L
Dec. 12	Toronto	2-4	L	Mar. 11	@ Los Angeles	3-5	L
Dec. 15	@ Chicago	1-2	L	Mar. 14	@ Minnesota	4-3	W
Dec. 16	@ Philadelphia	0-5	L	Mar. 16	@ Philadelphia	3-3	T
Dec. 18	@ Toronto	1-8	L	Mar. 17	Vancouver	2-6	L
Dec. 19	Vancouver	5-1	W	Mar. 19	@ Chicago	3-3	T
Dec. 23	Boston	4-4	T	Mar. 22	@ Pittsburgh	4-3	W
Dec. 25	@ St. Louis	4-4	T	Mar. 23	Minnesota	4-4	T
Dec. 26	St. Louis	6-3	W	Mar. 26	Pittsburgh	2-2	T
Dec. 29	Detroit	3-7	L	Mar. 30	@ Philadelphia	1-3	L
Dec. 31	@ Pittsburgh	3-3	T	Apr. 2	Philadelphia	3-2	W

1971-72 | Regular Season Scoring

NO.	PLAYER	GP	G	A	PTS	+/-	PIM	PP	SH	GW	GT	SHOTS	PCT.
7	Rick Martin	73	44	30	74	-38	36	19	0	5	4	266	16.5
11	Gil Perreault	76	26	48	74	-40	24	11	0	1	1	218	11.9
15	Gerry Meehan	77	19	27	46	-28	12	4	0	2	2	164	11.6
6	Al Hamilton	76	4	30	34	-12	105	1	0	1	1	91	4.4
23	Eddie Shack	55	11	14	25	-11	34	4	0	0	0	92	11.9
19	Steve Atkinson	67	14	10	24	-22	26	3	0	0	1	122	11.5
8	Jim Lorentz	35	10	14	24	-11	12	2	0	1	0	85	11.8
24	Chris Evans	61	6	18	24	-	98	2	0	0	0	99	6.1
10	Phil Goyette	37	3	21	24	-10	14	3	0	0	0	33	9.1
20	Don Luce	78	11	8	19	-18	38	0	0	1	1	126	8.7
9	Danny Lawson	78	10	6	16	-23	15	0	1	0	3	176	5.7
12	Mike Byers	46	9	7	16	-	12	3	0	1	1	69	13.0
25	Craig Ramsay	57	6	10	16	5	0	0	0	2	0	43	14.0
18	Kevin O'Shea	52	6	9	15	-	44	0	0	0	1	56	10.7
3	Mike Robitaille	31	2	10	12	-14	22	1	0	0	0	62	3.2
5	Larry Hillman	43	1	11	12	-21	58	0	0	0	0	78	1.3
4	Tracy Pratt	27	0	10	10	0	52	0	0	0	0	31	0.0
23	Rene Robert	12	6	3	9	-5	2	3	0	0	2	42	14.3
2	Jim Watson	66	2	6	8	-33	101	1	0	0	1	78	2.6
26	Randy Wyrozub	34	3	4	7	-1	0	0	0	0	0	36	8.3
5	Doug Barrie	27	2	5	7	-21	45	0	0	1	1	24	8.3
8	Dick Duff	8	2	2	4	-2	0	0	0	0	0	5	40.0
16	Ron Anderson	37	0	4	4	-10	19	0	0	0	0	35	0.0
14	Rod Zaine	24	2	1	3	-14	4	0	0	1	0	23	8.6
22	Ray McKay	39	0	3	3	-12	18	0	0	0	0	18	0.0
26	Larry Keenan	14	2	0	2	-3	2	0	0	0	0	15	13.3
8	Butch Deadmarsh	12	1	1	2	-10	4	0	0	0	0	10	10.0
23	John Gould	2	1	0	1	-1	0	0	0	0	0	3	33.3
21	Larry Mickey	4	0	1	1	-1	0	0	0	0	0	5	0.0
17	Floyd Smith	6	0	1	1	-4	2	0	0	0	0	1	0.0
21	Terry Ball	10	0	1	1	-7	6	0	0	0	0	8	0.0
3	Paul Terbenche	9	0	0	0	-13	2	0	0	0	0	7	0.0
30	Dave Dryden	20	0	0	0	0	0	0	0	0	0	0	0.0
1	Roger Crozier	63	0	0	0	0	10	0	0	0	0	0	0.0

NO.	PLAYER	GP	MIN	AVG.	W	L	T	EN	SO	GA	SA	PCT.
1	Roger Crozier	63	3654	3.51	13	34	14	7	2	214	2190	.902
30	Dave Dryden	20	1026	3.97	3	9	5	0	0	68	599	.886
	TEAM TOTALS	**78**	**4680**	**3.70**	**16**	**43**	**19**	**7**	**2**	**289**	**2789**	**.896**



Year-by-Year Results

1972-73 | 37-27-14, 4th Place – East Division

Oct. 8	Atlanta	5-3	W	Jan. 4	@ Detroit	2-4	L
Oct. 11	Los Angeles	7-3	W	Jan. 6	@ NY Rangers	4-1	W
Oct. 14	@ Atlanta	1-1	T	Jan. 7	Philadelphia	2-0	W
Oct. 15	Toronto	3-2	W	Jan. 11	NY Rangers	2-4	L
Oct. 19	Vancouver	6-0	W	Jan. 14	@ Boston	0-6	L
Oct. 21	@ St. Louis	1-1	T	Jan. 18	Chicago	5-1	W
Oct. 22	Atlanta	7-2	W	Jan. 20	@ Detroit	2-4	L
Oct. 25	Boston	2-2	T	Jan. 21	Philadelphia	3-4	L
Oct. 28	@ Montreal	3-3	T	Jan. 25	Minnesota	5-2	W
Oct. 29	Minnesota	2-1	W	Jan. 28	Atlanta	5-8	L
Nov. 1	@ Toronto	1-7	L	Feb. 1	Los Angeles	5-3	W
Nov. 4	@ Philadelphia	3-5	L	Feb. 3	@ NY Islanders	1-1	T
Nov. 5	St. Louis	1-1	T	Feb. 4	NY Islanders	5-1	W
Nov. 9	California	0-0	T	Feb. 7	@ Chicago	1-2	L
Nov. 11	@ Philadelphia	1-3	L	Feb. 8	California	4-0	W
Nov. 12	Pittsburgh	1-0	W	Feb. 10	@ Montreal	1-2	L
Nov. 15	@ Los Angeles	3-3	T	Feb. 11	Detroit	2-5	L
Nov. 17	@ California	1-5	L	Feb. 14	@ Toronto	3-2	W
Nov. 19	@ Vancouver	5-9	L	Feb. 15	NY Rangers	4-1	W
Nov. 22	@ Detroit	2-6	L	Feb. 17	@ Pittsburgh	3-3	T
Nov. 23	NY Rangers	5-3	W	Feb. 18	Pittsburgh	4-1	W
Nov. 26	NY Islanders	9-2	W	Feb. 22	Vancouver	3-1	W
Nov. 28	@ NY Islanders	7-2	W	Feb. 24	@ Minnesota	2-4	L
Nov. 30	@ Boston	4-5	L	Feb. 25	Pittsburgh	2-1	W
Dec. 2	@ Minnesota	6-8	L	Mar. 1	@ Atlanta	4-4	T
Dec. 3	Minnesota	7-4	W	Mar. 4	Montreal	2-4	L
Dec. 6	@ NY Rangers	3-2	W	Mar. 6	@ Los Angeles	2-2	T
Dec. 7	Detroit	6-1	W	Mar. 7	@ California	2-2	T
Dec. 10	Montreal	4-2	W	Mar. 9	@ Vancouver	2-5	L
Dec. 13	Boston	7-3	W	Mar. 13	@ St. Louis	0-2	L
Dec. 16	@ St. Louis	4-3	W	Mar. 15	Boston	1-4	L
Dec. 17	Toronto	4-0	W	Mar. 17	@ Montreal	3-3	T
Dec. 20	Vancouver	6-3	W	Mar. 18	Toronto	5-1	W
Dec. 22	@ California	2-4	L	Mar. 21	@ Chicago	2-6	L
Dec. 23	@ Los Angeles	0-2	L	Mar. 24	@ Pittsburgh	4-4	T
Dec. 27	@ NY Rangers	4-1	W	Mar. 25	@ Boston	1-6	L
Dec. 28	Chicago	8-2	W	Mar. 27	@ NY Islanders	3-2	W
Dec. 31	@ Chicago	2-4	L	Mar. 28	Philadelphia	6-3	W
Jan. 3	NY Islanders	4-1	W	Apr. 1	St. Louis	3-1	W

1973-74 | 32-34-12, 5th Place – East Division

Oct. 10	@ Toronto	4-7	L	Jan. 9	@ Atlanta	0-3	L
Oct. 13	@ Minnesota	4-3	W	Jan. 10	NY Rangers	7-2	W
Oct. 14	Vancouver	1-3	L	Jan. 12	@ Pittsburgh	2-5	L
Oct. 18	Los Angeles	6-2	W	Jan. 13	St. Louis	1-0	W
Oct. 20	@ NY Islanders	2-1	W	Jan. 17	@ Philadelphia	2-7	L
Oct. 21	Toronto	4-3	W	Jan. 19	@ NY Islanders	2-2	T
Oct. 24	Chicago	3-1	W	Jan. 20	California	6-4	W
Oct. 25	@ Boston	4-9	L	Jan. 24	Montreal	1-4	L
Oct. 28	NY Islanders	5-2	W	Jan. 27	Vancouver	2-3	L
Oct. 31	California	3-2	W	Jan. 31	@ Philadelphia	3-4	L
Nov. 4	Montreal	1-1	T	Feb. 2	@ St. Louis	1-6	L
Nov. 6	@ Vancouver	2-3	L	Feb. 3	Toronto	3-3	T
Nov. 9	@ California	3-6	L	Feb. 6	@ Los Angeles	1-5	L
Nov. 10	@ Los Angeles	5-3	W	Feb. 8	@ California	7-2	W
Nov. 14	@ Atlanta	3-1	W	Feb. 10	@ Vancouver	2-5	L
Nov. 16	@ Montreal	5-8	L	Feb. 14	Los Angeles	4-2	W
Nov. 18	California	0-2	L	Feb. 17	Detroit	2-1	W
Nov. 21	@ Atlanta	2-3	L	Feb. 20	@ Toronto	2-4	L
Nov. 22	NY Rangers	6-7	L	Feb. 21	Atlanta	4-4	T
Nov. 25	Atlanta	3-4	L	Feb. 24	Boston	3-2	W
Nov. 29	Los Angeles	2-1	W	Feb. 28	Chicago	2-2	T
Dec. 1	@ Detroit	4-1	W	Mar. 2	@ Philadelphia	2-4	L
Dec. 2	Detroit	6-1	W	Mar. 3	NY Islanders	4-3	W
Dec. 6	NY Rangers	8-4	W	Mar. 6	@ Minnesota	4-4	T
Dec. 8	@ Boston	2-5	L	Mar. 8	@ Vancouver	4-2	W
Dec. 9	Toronto	5-2	W	Mar. 10	Philadelphia	3-4	L
Dec. 12	@ NY Rangers	1-1	T	Mar. 12	@ Boston	0-4	L
Dec. 15	@ Minnesota	3-4	L	Mar. 14	Boston	3-4	L
Dec. 16	St. Louis	2-5	L	Mar. 16	@ St. Louis	2-2	T
Dec. 19	@ Chicago	2-2	T	Mar. 17	Minnesota	5-2	W
Dec. 20	Montreal	2-2	T	Mar. 20	@ Chicago	3-2	W
Dec. 22	@ Montreal	1-7	L	Mar. 23	@ NY Islanders	1-1	T
Dec. 23	Pittsburgh	3-2	W	Mar. 24	@ NY Rangers	3-5	L
Dec. 27	Detroit	3-1	W	Mar. 27	@ Detroit	1-3	L
Dec. 30	Philadelphia	4-5	L	Mar. 28	Chicago	2-2	T
Dec. 31	@ Detroit	6-5	W	Mar. 31	Minnesota	6-1	W
Jan. 3	Pittsburgh	6-1	W	Apr. 4	@ Pittsburgh	2-4	L
Jan. 5	@ Pittsburgh	2-5	L	Apr. 6	@ Toronto	1-3	L
Jan. 6	Vancouver	6-3	W	Apr. 7	St. Louis	5-2	W

1972-73 | Regular Season Scoring

NO.	PLAYER	GP	G	A	PTS	+/-	PIM	PP	SH	GW	GT	SHOTS	PCT.
11	Gil Perreault	78	28	60	88	11	10	8	0	7	0	234	12.0
14	Rene Robert	75	40	43	83	16	83	9	0	6	0	265	15.1
7	Rick Martin	75	37	36	73	4	79	11	0	4	3	299	12.4
8	Jim Lorentz	78	27	35	62	6	30	11	0	5	1	175	15.4
15	Gerry Meehan	77	31	29	60	4	21	3	1	6	2	208	14.9
20	Don Luce	78	18	25	43	7	32	0	3	2	0	198	9.1
21	Hugh Harris	60	12	26	38	9	17	0	0	0	0	121	9.9
5	Larry Hillman	78	5	24	29	-3	56	2	0	0	0	102	4.9
10	Craig Ramsay	76	11	17	28	13	15	0	1	1	0	89	12.4
12	Larry Mickey	77	15	9	24	-6	47	1	0	2	3	160	9.4
3	Mike Robitaille	65	4	17	21	9	40	0	0	0	1	182	2.2
6	Jim Schoenfeld	66	4	15	19	12	178	1	0	0	0	91	4.4
19	Steve Atkinson	61	9	9	18	-5	36	2	0	1	1	96	9.4
2	Tim Horton	69	1	16	17	12	56	0	0	0	0	73	1.4
4	Tracy Pratt	74	1	15	16	9	116	0	0	0	0	63	1.6
9	Norm Gratton	21	6	5	11	0	12	2	0	1	1	26	23.1
23	Larry Carriere	40	2	8	10	-1	52	1	0	0	1	34	5.8
18	Paul Terbenche	42	0	7	7	7	8	0	0	0	0	20	0.0
16	Randy Wyrozub	45	3	3	6	-1	4	0	0	2	0	23	13.0
22	Doug Rombough	5	2	0	2	2	0	0	0	0	0	3	66.7
9	Butch Deadmarsh	34	1	1	2	-3	26	1	0	0	0	15	6.6
17	Rick Dudley	6	0	1	1	-2	7	0	0	0	0	6	0.0
24	John Gould	8	0	1	1	0	0	0	0	0	0	4	0.0
24	Ron Busniuk	1	0	0	0	0	9	0	0	0	0	1	0.0
22	Ray McKay	1	0	0	0	0	0	0	0	0	0	0	0.0
28	Rocky Farr	1	0	0	0	0	0	0	0	0	0	0	0.0
17	Bob Richer	3	0	0	0	0	0	0	0	0	0	0	0.0
30	Dave Dryden	37	0	0	0	0	0	0	0	0	0	0	0.0
1	Roger Crozier	48	0	0	0	0	4	4	0	0	0	0	0.0

NO.	PLAYER	GP	MIN	AVG.	W	L	T	EN	SO	GA	SA	PCT.
1	Roger Crozier	48	2633	2.76	23	13	7	3	3	121	1277	.905
30	Dave Dryden	37	2018	2.65	14	13	7	3	3	89	968	.908
28	Rocky Farr	1	29	6.21	0	1	0	0	0	3	---	---
	TEAM TOTALS	**78**	**4680**	**2.81**	**37**	**27**	**14**	**6**	**6**	**219**		

1973-74 | Regular Season Scoring

NO.	PLAYER	GP	G	A	PTS	+/-	PIM	PP	SH	GW	GT	SHOTS	PCT.
7	Rick Martin	78	52	34	86	-22	38	8	0	6	3	320	16.2
14	Rene Robert	76	21	44	65	-16	71	3	0	5	1	245	8.5
20	Don Luce	75	26	30	56	3	44	2	3	1	2	237	10.9
8	Jim Lorentz	78	23	31	54	-	28	12	0	4	0	145	15.8
11	Gil Perreault	55	18	33	51	-8	10	6	0	7	2	163	11.0
15	Gerry Meehan	72	20	26	46	-7	17	6	0	1	1	160	12.5
10	Craig Ramsay	78	20	26	46	17	0	1	2	3	2	154	12.9
23	Larry Carriere	77	6	24	30	3	103	3	0	0	0	113	5.3
17	Rick Dudley	67	13	13	26	0	71	0	0	2	1	100	13.0
3	Mike Robitaille	71	2	18	20	2	60	2	0	0	0	185	1.0
4	Jerry Korab	45	6	12	18	-23	73	2	0	0	0	106	5.6
9	Norm Gratton	56	6	12	18	-10	16	2	0	0	0	53	11.3
19	Steve Atkinson	70	6	10	16	1	22	0	0	1	0	109	5.5
22	Doug Rombough	46	6	9	15	2	27	0	0	1	0	38	15.7
18	Paul Terbenche	68	2	12	14	3	8	0	0	0	0	42	4.7
24	Peter McNab	22	3	6	9	-3	9	0	0	0	0	24	12.5
6	Jim Schoenfeld	28	1	8	9	-9	56	0	0	0	0	49	2.0
12	Larry Mickey	13	3	4	7	5	8	0	0	0	0	18	16.6
4	Tracy Pratt	33	0	7	7	9	52	0	0	0	0	20	0.0
21	John Gould	30	4	2	6	-7	2	0	0	1	0	48	8.3
2	Tim Horton	55	0	6	6	5	53	0	0	0	0	59	0.0
21	Brian Spencer	13	3	2	5	-3	4	1	0	0	0	21	14.2
21	Ron Busniuk	5	0	3	3	-1	4	0	0	0	0	3	0.0
16	Real Lemieux	11	1	1	2	0	4	0	0	0	0	4	25.0
24	Bill Hajt	6	0	2	2	-1	0	0	0	0	0	4	0.0
24	Randy Wyrozub	5	0	1	1	-1	0	0	0	0	0	4	0.0
30	Dave Dryden	53	0	1	1	0	4	0	0	0	0	0	0.0
28	Rocky Farr	11	0	0	0	0	2	0	0	0	0	0	0.0
29	Gary Bromley	12	0	0	0	0	2	0	0	0	0	0	0.0
1	Roger Crozier	12	0	0	0	0	2	0	0	0	0	0	0.0
23	Joe Noris	18	0	0	0	-4	2	0	0	0	0	9	0.0

NO.	PLAYER	GP	MIN	AVG.	W	L	T	EN	SO	GA	SA	PCT.
30	Dave Dryden	53	2987	2.97	23	20	8	3	1	148	1399	.894
1	Roger Crozier	12	615	3.80	4	5	0	0	0	39	---	---
29	Gary Bromley	12	598	3.31	3	5	3	0	0	33	---	---
28	Rocky Farr	11	480	3.13	2	4	1	2	0	25	257	.903
	TEAM TOTALS	**78**	**4680**	**3.21**	**32**	**34**	**12**	**5**	**1**	**250**		



Year-by-Year Results

1974-75 | 49-16-15, 1st Place – Adams Division

Oct. 10	Boston	9-5	W	Jan. 11	@ Detroit	3-3	T
Oct. 12	@ Philadelphia	1-6	L	Jan. 12	Vancouver	5-1	W
Oct. 13	Los Angeles	1-4	L	Jan. 15	@ California	4-0	W
Oct. 17	California	6-1	W	Jan. 17	@ Vancouver	4-2	W
Oct. 19	@ Minnesota	2-1	W	Jan. 19	Kansas City	5-0	W
Oct. 20	Toronto	5-5	T	Jan. 23	Detroit	5-1	W
Oct. 24	@ Los Angeles	2-7	L	Jan. 25	@ Montreal	7-6	W
Oct. 26	@ St. Louis	2-0	W	Jan. 26	Atlanta	3-4	L
Oct. 27	Montreal	3-2	W	Jan. 30	NY Rangers	6-3	W
Nov. 2	@ Toronto	6-3	W	Feb. 1	@ Philadelphia	0-6	L
Nov. 3	@ NY Rangers	4-3	W	Feb. 2	Kansas City	8-1	W
Nov. 5	@ Boston	2-2	T	Feb. 4	@ Detroit	6-1	W
Nov. 6	Chicago	6-4	W	Feb. 6	@ NY Islanders	2-2	T
Nov. 9	@ Kansas City	6-1	W	Feb. 9	Montreal	4-4	T
Nov. 10	Pittsburgh	8-3	W	Feb. 12	@ Pittsburgh	3-3	T
Nov. 13	@ Montreal	8-6	W	Feb. 13	Boston	3-1	W
Nov. 14	Minnesota	5-3	W	Feb. 16	St. Louis	4-4	T
Nov. 16	@ Boston	5-7	L	Feb. 18	@ NY Islanders	3-2	W
Nov. 17	Atlanta	4-0	W	Feb. 20	Philadelphia	6-6	T
Nov. 20	Washington	7-3	W	Feb. 21	@ Washington	9-4	W
Nov. 22	@ Atlanta	4-4	T	Feb. 23	Toronto	4-1	W
Nov. 24	Montreal	6-4	W	Feb. 27	Los Angeles	5-0	W
Nov. 27	@ Chicago	3-1	W	Mar. 1	@ Detroit	2-3	L
Nov. 28	Detroit	5-2	W	Mar. 2	NY Islanders	3-3	T
Nov. 30	@ Pittsburgh	5-5	T	Mar. 5	@ NY Rangers	6-3	W
Dec. 1	Pittsburgh	6-3	W	Mar. 8	@ St. Louis	3-3	T
Dec. 3	@ Washington	5-3	W	Mar. 9	Pittsburgh	8-4	W
Dec. 5	Washington	9-2	W	Mar. 11	@ Los Angeles	2-2	T
Dec. 8	Minnesota	5-0	W	Mar. 12	@ California	7-2	W
Dec. 12	Vancouver	3-5	L	Mar. 14	@ Vancouver	1-5	L
Dec. 14	@ Minnesota	2-4	L	Mar. 16	@ Toronto	11-3	W
Dec. 15	California	5-5	T	Mar. 20	NY Rangers	6-3	W
Dec. 18	NY Islanders	3-2	W	Mar. 22	@ Kansas City	4-2	W
Dec. 22	@ Washington	4-0	W	Mar. 23	California	9-4	W
Dec. 26	Chicago	3-1	W	Mar. 26	@ Chicago	1-5	L
Dec. 27	@ NY Rangers	5-9	L	Mar. 28	@ Atlanta	2-3	L
Dec. 29	Philadelphia	2-5	L	Mar. 30	Toronto	4-5	L
Jan. 3	@ California	2-2	T	Apr. 1	@ Boston	3-1	W
Jan. 5	St. Louis	4-2	W	Apr. 3	Boston	4-2	W
Jan. 9	Los Angeles	2-5	L	Apr. 5	@ Toronto	4-2	W

1974-75 | Regular Season Scoring

NO.	PLAYER	GP	G	A	PTS	+/-	PIM	PP	SH	GW	GT	SHOTS	PCT.
14	Rene Robert	74	40	60	100	6	75	14	0	3	3	264	15.2
11	Gil Perreault	68	39	57	96	1	36	12	0	8	2	245	15.9
7	Rick Martin	68	52	43	95	5	72	21	0	6	2	301	17.3
20	Don Luce	80	33	43	76	61	45	1	8	6	0	245	13.5
9	Rick Dudley	78	31	39	70	29	116	4	0	6	0	226	13.7
8	Jim Lorentz	72	25	45	70	17	18	6	0	6	0	140	17.9
10	Craig Ramsay	80	26	38	64	51	26	1	7	7	1	200	13.0
18	Danny Gare	78	31	31	62	40	75	5	0	2	2	274	11.3
4	Jerry Korab	79	12	44	56	41	184	3	2	1	0	218	5.5
16	Peter McNab	53	22	21	43	13	8	1	0	1	2	90	24.4
21	Brian Spencer	73	12	29	41	17	77	1	0	1	1	126	9.5
17	Fred Stanfield	32	12	21	33	9	4	6	0	2	1	77	15.6
22	Jocelyn Guevremont	66	7	25	32	32	32	4	0	0	1	160	4.4
24	Bill Hajt	76	3	26	29	47	68	1	0	0	0	107	2.8
6	Jim Schoenfeld	68	1	19	20	35	184	0	0	0	0	148	0.7
23	Larry Carriere	80	1	11	12	12	111	0	0	0	0	84	1.2
9	Norm Gratton	25	3	6	9	2	2	1	0	0	0	16	18.8
5	Lee Fogolin	50	2	2	4	0	59	2	0	0	0	14	14.3
29	Gary Bromley	50	0	4	4	0	2	0	0	0	0	0	0.0
12	Larry Mickey	23	2	0	2	1	2	0	0	0	0	6	33.3
1	Roger Crozier	23	0	2	2	0	8	0	0	0	0	0	0.0
3	Mike Robitaille	3	0	1	1	2	0	0	0	0	0	4	0.0
15	Gerry Meehan	3	0	1	1	-3	2	0	0	0	0	4	0.0
3	Paul McIntosh	6	0	1	1	2	5	0	0	0	0	1	0.0
15	Bryan McSheffrey	3	0	0	0	1	0	0	0	0	0	1	0.0
30	Rocky Farr	7	0	0	0	0	0	0	0	0	0	0	0.0
30	Gerry Desjardins	9	0	0	0	0	0	0	0	0	0	0	0.0
19	Morris Titanic	17	0	0	0	-4	0	0	0	0	0	6	0.0

NO.	PLAYER	GP	MIN	AVG.	W	L	T	EN	SO	GA	SA	PCT.
29	Gary Bromley	50	2787	3.10	26	11	11	2	4	144	1133	.873
1	Roger Crozier	23	1260	2.62	17	2	1	0	3	55	573	.904
30	Gerry Desjardins	9	540	2.78	6	2	1	0	0	25	264	.905
30	Rocky Farr	7	213	3.94	0	1	2	0	0	14	114	.877
	TEAM TOTALS	**80**	**4800**	**3.00**	**49**	**16**	**15**	**2**	**7**	**240**	**2084**	**.885**

1975-76 | 46-21-13, 2nd Place – Adams Division

Oct. 9	Detroit	4-0	W	Jan. 13	@ St. Louis	3-7	L
Oct. 12	Toronto	8-3	W	Jan. 15	Washington	5-3	W
Oct. 16	Chicago	7-1	W	Jan. 17	@ Pittsburgh	2-3	L
Oct. 18	@ St. Louis	5-3	W	Jan. 18	Minnesota	4-1	W
Oct. 19	Washington	5-4	W	Jan. 22	@ Boston	3-5	L
Oct. 22	NY Rangers	9-1	W	Jan. 23	@ Atlanta	3-3	T
Oct. 25	@ Detroit	5-3	W	Jan. 25	St. Louis	4-2	W
Oct. 26	California	3-2	W	Jan. 28	@ NY Rangers	3-3	T
Oct. 29	@ Toronto	2-3	L	Jan. 29	Philadelphia	1-1	T
Oct. 30	Vancouver	4-4	T	Feb. 1	@ California	9-5	W
Nov. 2	Pittsburgh	7-2	W	Feb. 3	@ Vancouver	1-2	L
Nov. 3	@ Montreal	2-3	L	Feb. 4	@ Los Angeles	4-3	W
Nov. 5	Boston	4-0	W	Feb. 7	@ Minnesota	4-3	W
Nov. 9	Montreal	5-1	W	Feb. 8	California	5-5	T
Nov. 12	Philadelphia	1-3	L	Feb. 11	Detroit	4-2	W
Nov. 15	@ Pittsburgh	5-2	W	Feb. 13	@ Atlanta	3-2	W
Nov. 16	California	4-1	W	Feb. 15	NY Islanders	1-3	L
Nov. 18	@ NY Islanders	3-1	W	Feb. 18	@ Chicago	4-4	T
Nov. 20	Detroit	7-2	W	Feb. 19	Atlanta	3-1	W
Nov. 23	Kansas City	6-2	W	Feb. 21	@ Toronto	4-6	L
Nov. 25	@ Vancouver	0-4	L	Feb. 22	Montreal	2-4	L
Nov. 28	@ California	4-2	W	Feb. 26	Toronto	5-2	W
Nov. 29	@ Los Angeles	3-8	L	Feb. 28	@ Kansas City	4-4	T
Dec. 3	@ Washington	4-4	T	Feb. 29	Los Angeles	5-1	W
Dec. 4	NY Rangers	6-6	T	Mar. 4	Chicago	6-3	W
Dec. 6	@ NY Islanders	4-2	W	Mar. 6	@ Montreal	2-3	L
Dec. 7	NY Islanders	0-3	L	Mar. 7	St. Louis	4-4	T
Dec. 10	@ NY Rangers	2-2	T	Mar. 10	@ Pittsburgh	7-6	W
Dec. 14	Atlanta	4-7	L	Mar. 11	@ Philadelphia	1-6	L
Dec. 17	@ Detroit	1-3	L	Mar. 14	@ Minnesota	8-2	W
Dec. 18	Minnesota	5-2	W	Mar. 16	@ Los Angeles	4-2	W
Dec. 20	@ Boston	3-5	L	Mar. 17	@ California	5-3	W
Dec. 21	Washington	14-2	W	Mar. 21	Kansas City	3-1	W
Dec. 23	@ Kansas City	5-1	W	Mar. 24	NY Rangers	7-3	W
Dec. 26	Boston	3-6	L	Mar. 26	@ Washington	4-1	W
Dec. 28	@ Chicago	2-2	T	Mar. 27	@ Toronto	4-2	W
Jan. 1	Los Angeles	6-9	L	Mar. 30	@ Boston	4-4	T
Jan. 5	@ Montreal	4-2	W	Apr. 1	Boston	7-2	W
Jan. 8	Vancouver	8-5	W	Apr. 3	@ Philadelphia	2-5	L
Jan. 11	Pittsburgh	6-0	W	Apr. 4	Toronto	5-2	W

1975-76 | Regular Season Scoring

NO.	PLAYER	GP	G	A	PTS	+/-	PIM	PP	SH	GW	GT	SHOTS	PCT.
11	Gil Perreault	80	44	69	113	17	36	14	0	4	3	237	18.6
14	Rene Robert	72	35	52	87	17	53	11	0	4	2	273	12.8
7	Rick Martin	80	49	37	86	23	67	18	0	7	1	327	15.0
18	Danny Gare	79	50	23	73	32	129	8	1	0	4	303	16.5
10	Craig Ramsay	80	22	49	71	44	34	1	1	0	0	134	16.4
20	Don Luce	77	21	49	70	37	42	2	2	2	1	214	9.8
16	Peter McNab	79	24	32	56	18	16	3	0	3	0	125	19.2
22	Jocelyn Guevremont	80	12	40	52	47	57	6	0	3	0	229	5.2
17	Fred Stanfield	80	18	30	48	5	4	2	1	3	0	112	16.1
8	Jim Lorentz	75	17	24	41	3	18	2	1	4	0	116	14.7
4	Jerry Korab	65	13	28	41	18	85	3	0	1	1	146	8.9
21	Brian Spencer	77	13	26	39	14	70	0	0	1	1	84	15.5
9	Jacques Richard	73	12	23	35	4	31	3	0	5	0	104	11.5
24	Bill Hajt	80	6	21	27	39	48	0	0	0	0	117	5.1
6	Jim Schoenfeld	56	2	22	24	40	114	0	0	0	0	112	1.8
5	Lee Fogolin	58	0	9	9	15	64	0	0	0	0	61	0.0
12	Gary McAdam	31	1	2	3	0	2	0	0	0	0	12	8.3
1	Roger Crozier	11	0	1	1	0	0	0	0	0	0	0	0.0
3	Paul McIntosh	41	0	1	1	-5	61	0	0	0	0	9	0.0
30	Gerry Desjardins	55	0	1	1	0	2	0	0	0	0	0	0.0
29	Gary Bromley	1	0	0	0	0	0	0	0	0	0	0	0.0
25	Terry Martin	1	0	0	0	0	0	0	0	0	0	0	0.0
19	Morris Titanic	2	0	0	0	0	0	0	0	0	0	2	0.0
23	Ken Breitenbach	7	0	0	0	4	6	0	0	0	0	0	0.0
31	Al Smith	14	0	0	0	0	0	0	0	0	0	0	0.0

NO.	PLAYER	GP	MIN	AVG.	W	L	T	EN	SO	GA	SA	PCT.
30	Gerry Desjardins	55	3280	2.94	29	15	11	1	2	161	1461	.890
31	Al Smith	14	840	3.07	9	3	2	1	0	43	360	.881
1	Roger Crozier	11	620	2.61	8	2	0	0	1	27	241	.888
29	Gary Bromley	1	60	7.00	0	1	0	0	0	7	34	.794
	TEAM TOTALS	**80**	**4800**	**3.00**	**46**	**21**	**13**	**2**	**3**	**240**	**2096**	**.885**



Year-by-Year Results

1976-77 | 48-24-8, 2nd place - Adams Division

Oct. 9	@ Detroit	0-4	L	Jan. 9	Cleveland	7-4	W
Oct. 10	Montreal	3-1	W	Jan. 13	NY Rangers	7-5	W
Oct. 13	NY Islanders	3-4	L	Jan. 15	@ Pittsburgh	2-5	L
Oct. 16	@ Minnesota	2-1	W	Jan. 16	Colorado	3-0	W
Oct. 17	Atlanta	5-6	L	Jan. 19	Washington	2-4	L
Oct. 20	Vancouver	4-0	W	Jan. 22	@ Minnesota	3-4	L
Oct. 23	@ Philadelphia	2-3	L	Jan. 23	Cleveland	0-3	L
Oct. 24	Washington	2-1	W	Jan. 27	Atlanta	1-1	T
Oct. 27	Pittsburgh	4-4	T	Jan. 29	@ Montreal	3-3	T
Oct. 31	Boston	4-1	W	Feb. 1	@ NY Islanders	3-6	L
Nov. 1	@ Montreal	2-3	L	Feb. 3	@ Colorado	6-4	W
Nov. 5	@ Washington	3-2	W	Feb. 5	@ St. Louis	5-6	L
Nov. 7	Philadelphia	5-3	W	Feb. 9	@ NY Rangers	2-1	W
Nov. 10	St. Louis	5-0	W	Feb. 10	Boston	4-3	W
Nov. 13	@ NY Rangers	6-2	W	Feb. 13	Minnesota	6-2	W
Nov. 14	Minnesota	4-4	T	Feb. 14	Toronto*	7-2	W
Nov. 17	@ Vancouver	3-2	W	Feb. 16	Chicago	3-0	W
Nov. 20	@ Los Angeles	4-3	W	Feb. 19	@ Detroit	2-1	W
Nov. 24	Vancouver	4-4	T	Feb. 20	@ Philadelphia	2-4	L
Nov. 27	@ St. Louis	2-3	L	Feb. 23	@ Cleveland	5-3	W
Nov. 28	Detroit	3-1	W	Feb. 24	Philadelphia	2-0	W
Nov. 30	@ Boston	6-2	W	Feb. 26	@ Toronto	6-5	W
Dec. 4	@ NY Islanders	0-3	L	Feb. 27	Los Angeles	1-5	L
Dec. 5	Colorado	5-3	W	Mar. 2	Chicago	6-3	W
Dec. 8	@ Cleveland	5-1	W	Mar. 3	Los Angeles**	7-2	W
Dec. 9	Pittsburgh	1-2	L	Mar. 5	@ Boston	1-3	L
Dec. 11	@ Los Angeles	4-2	W	Mar. 6	Montreal	4-1	W
Dec. 14	@ Vancouver	6-3	W	Mar. 9	Detroit	6-3	W
Dec. 16	NY Rangers	7-2	W	Mar. 12	@ Pittsburgh	2-3	L
Dec. 18	@ NY Islanders	4-2	W	Mar. 13	Toronto	6-1	W
Dec. 19	Detroit	6-1	W	Mar. 16	@ Cleveland	6-2	W
Dec. 22	@ Chicago	4-2	W	Mar. 17	@ Boston	2-4	L
Dec. 23	Toronto	4-2	W	Mar. 20	@ Washington	6-2	W
Dec. 26	Washington	5-2	W	Mar. 22	@ Atlanta	6-3	W
Dec. 29	@ Atlanta	6-3	W	Mar. 23	Cleveland	4-2	W
Jan. 1	@ Pittsburgh	3-6	L	Mar. 25	@ Colorado	2-2	T
Jan. 2	NY Islanders	3-3	T	Mar. 26	@ Los Angeles	4-6	L
Jan. 5	@ Chicago	1-2	L	Mar. 30	Boston	3-4	L
Jan. 6	Montreal	2-9	L	Apr. 2	@ Toronto	1-1	T
Jan. 8	@ Toronto	4-2	W	Apr. 3	St. Louis	7-3	W

*Re-scheduled from February 7 **Re-scheduled from January 30

1977-78 | 44-19-17, 2nd place - Adams Division

Oct. 13	NY Islanders	3-2	W	Jan. 12	@ Cleveland*	3-6	L
Oct. 15	@ Toronto	5-2	W	Jan. 14	@ Detroit	2-6	L
Oct. 16	Chicago	0-2	L	Jan. 19	Cleveland	9-2	W
Oct. 19	@ Chicago	2-2	T	Jan. 21	@ St. Louis	3-1	W
Oct. 20	Colorado	7-5	W	Jan. 22	Vancouver	2-2	T
Oct. 23	Minnesota	4-1	W	Jan. 26	Minnesota	1-2	L
Oct. 29	@ NY Islanders	2-4	L	Jan. 28	@ Pittsburgh	3-3	T
Oct. 30	@ Montreal	4-0	W	Jan. 30	NY Islanders	3-2	W
Nov. 3	@ Boston	4-1	W	Feb. 1	@ Toronto	2-2	T
Nov. 5	@ St. Louis	3-1	W	Feb. 2	Boston	3-1	W
Nov. 6	St. Louis	7-4	W	Feb. 4	@ Minnesota	4-2	W
Nov. 9	@ NY Rangers	4-8	L	Feb. 5	Washington	4-1	W
Nov. 10	@ Philadelphia	3-2	W	Feb. 8	@ Cleveland	5-2	W
Nov. 13	Pittsburgh	3-3	T	Feb. 9	NY Rangers	2-0	W
Nov. 16	@ Atlanta	6-2	W	Feb. 13	Toronto	2-4	L
Nov. 17	Toronto	1-2	L	Feb. 16	Los Angeles	5-0	W
Nov. 19	@ Washington	7-6	W	Feb. 19	St. Louis	6-2	W
Nov. 20	Washington	5-2	W	Feb. 20	@ Montreal	2-4	L
Nov. 23	Boston	0-2	L	Feb. 23	Philadelphia	4-0	W
Nov. 24	@ Montreal	1-4	L	Feb. 25	@ Cleveland	13-3	W
Nov. 27	NY Rangers	3-2	W	Feb. 26	Pittsburgh	4-4	T
Nov. 30	@ Chicago	3-2	W	Mar. 1	@ Atlanta	4-3	W
Dec. 1	Montreal	3-1	W	Mar. 2	NY Islanders	6-3	W
Dec. 3	@ Pittsburgh	4-4	T	Mar. 4	@ Boston	3-7	L
Dec. 4	Detroit	6-1	W	Mar. 6	Montreal	2-1	W
Dec. 8	Cleveland	5-2	W	Mar. 9	Los Angeles	3-3	T
Dec. 10	@ Minnesota	4-2	W	Mar. 11	@ NY Islanders	2-4	L
Dec. 11	Vancouver	3-0	W	Mar. 12	Chicago	5-2	W
Dec. 13	@ Colorado	1-4	L	Mar. 16	Philadelphia	3-1	W
Dec. 15	@ Los Angeles	7-3	W	Mar. 18	@ Philadelphia	2-2	T
Dec. 17	@ Vancouver	5-5	T	Mar. 21	@ Los Angeles	6-2	W
Dec. 21	@ Detroit	5-3	W	Mar. 24	@ Vancouver	2-2	T
Dec. 22	Pittsburgh	3-3	T	Mar. 25	@ Colorado	4-3	W
Dec. 29	Detroit	3-3	T	Mar. 28	@ Detroit	0-7	L
Dec. 31	@ NY Rangers	2-2	T	Mar. 30	Cleveland	3-5	L
Jan. 1	Atlanta	2-2	T	Apr. 1	@ Toronto	2-3	L
Jan. 5	Colorado	5-3	W	Apr. 2	Atlanta	2-4	L
Jan. 7	@ Washington	4-4	T	Apr. 4	@ Washington	3-4	L
Jan. 8	Boston	5-3	W	Apr. 6	@ Boston	5-2	W
Jan. 11	Los Angeles	3-3	T	Apr. 9	Toronto	2-1	W

*Re-scheduled from January 4

1976-77 | Regular Season Scoring

NO.	PLAYER	GP	G	A	PTS	+/-	PIM	PP	SH	GW	GT	SHOTS	PCT.
11	Gil Perreault	80	39	56	95	10	30	7	2	9	0	195	20.0
14	Rene Robert	80	33	40	73	27	46	5	0	4	1	250	13.2
20	Don Luce	80	26	43	69	38	16	6	1	6	1	206	12.6
7	Rick Martin	66	36	29	65	10	58	12	0	6	2	221	16.3
10	Craig Ramsay	80	20	41	61	37	20	2	3	2	1	145	13.8
12	Andre Savard	80	25	35	60	9	30	4	0	4	0	160	15.6
8	Jim Lorentz	79	23	33	56	3	8	7	0	3	0	156	14.7
4	Jerry Korab	77	14	33	47	22	120	4	0	1	1	185	7.6
22	Jocelyn Guevremont	80	9	29	38	26	46	2	0	2	0	210	4.3
6	Jim Schoenfeld	65	7	25	32	28	97	2	0	2	2	181	3.9
21	Brian Spencer	77	14	15	29	0	55	1	0	2	0	78	17.9
15	Gary McAdam	73	13	16	29	17	17	1	0	2	0	86	15.1
18	Danny Gare	35	11	15	26	7	73	3	0	0	0	92	12.0
24	Bill Hajt	79	6	20	26	39	56	0	0	1	0	106	5.7
25	Terry Martin	62	11	12	23	6	8	1	0	0	0	72	15.3
17	Fred Stanfield	79	9	14	23	-2	6	2	0	2	0	69	13.0
5	Lee Fogolin	71	3	15	18	9	100	1	0	2	0	76	3.9
27	Joe Kowal	16	0	5	5	3	6	0	0	0	0	6	0.0
23	Ken Breitenbach	31	0	5	5	-2	18	0	0	0	0	11	0.0
9	Jacques Richard	21	2	0	2	-3	16	0	0	0	0	20	10.0
29	Don Edwards	25	0	1	1	0	2	0	0	0	0	0	0.0
26	Alex Tidey	2	0	0	0	-1	0	0	0	0	0	3	0.0
28	Bob Sauve	4	0	0	0	0	0	0	0	0	0	0	0.0
16	Derek Smith	5	0	0	0	-1	0	0	0	0	0	0	0.0
31	Al Smith	7	0	0	0	0	0	0	0	0	0	0	0.0
30	Gerry Desjardins	49	0	0	0	0	2	0	0	0	0	0	0.0

NO.	PLAYER	GP	MIN	AVG.	W	L	T	EN	SO	GA	SA	PCT.
30	Gerry Desjardins	49	2871	2.63	31	12	6	1	3	126	1261	.900
29	Don Edwards	25	1480	2.51	16	7	2	1	2	62	584	.899
28	Bob Sauve	4	184	3.55	1	2	0	0	0	11	70	.843
31	Al Smith	7	265	4.30	0	3	0	0	0	19	114	.830
	TEAM TOTALS	80	4800	2.75	48	24	8	2	5	220	2029	.892

1977-78 | Regular Season Scoring

NO.	PLAYER	GP	G	A	PTS	+/-	PIM	PP	SH	GW	GT	SHOTS	PCT.
11	Gil Perreault	79	41	48	89	18	20	7	0	7	2	192	21.4
18	Danny Gare	69	39	38	77	32	95	9	0	2	6	265	14.7
14	Rene Robert	67	25	48	73	19	25	7	0	4	1	209	12.0
10	Craig Ramsay	80	28	43	71	33	18	2	5	3	2	159	17.6
7	Rick Martin	65	28	35	63	16	16	7	0	6	3	221	12.7
20	Don Luce	78	26	35	61	32	24	5	2	3	0	170	15.3
15	Gary McAdam	79	19	22	41	3	44	2	0	5	0	160	11.9
4	Jerry Korab	77	7	34	41	19	119	3	0	2	0	204	3.4
12	Andre Savard	80	19	20	39	1	40	2	0	0	0	127	15.0
16	Ric Seiling	80	19	19	38	13	33	2	0	4	1	114	16.7
22	Jocelyn Guevremont	66	7	28	35	25	46	0	0	1	0	162	4.3
8	Jim Lorentz	70	9	15	24	-4	12	6	0	2	1	85	10.6
5	Lee Fogolin	76	0	23	23	7	98	0	0	0	0	77	0.0
24	Bill Hajt	76	4	18	22	36	30	0	0	0	1	78	5.1
6	Jim Schoenfeld	60	2	20	22	24	89	0	0	0	0	114	1.8
17	Fred Stanfield	57	3	8	11	-8	2	0	0	0	0	38	7.9
21	Ron Schock	40	4	4	8	-5	0	0	0	2	0	19	21.1
19	Derek Smith	36	3	3	6	-4	0	0	0	0	0	25	12.0
25	Terry Martin	21	3	2	5	-1	9	0	0	2	0	17	17.6
29	Richie Dunn	25	0	3	3	-3	16	0	0	0	0	23	0.0
1	Don Edwards	72	0	3	3	0	12	0	0	0	0	0	0.0
3	Bill Stewart	13	2	0	2	1	15	0	0	1	0	12	16.7
28	Bob Sauve	11	0	1	1	0	0	0	0	0	0	0	0.0
26	Alex Tidey	1	0	0	0	-1	0	0	0	0	0	2	0.0
32	Wayne Ramsey	2	0	0	0	0	0	0	0	0	0	0	0.0
30	Gerry Desjardins	3	0	0	0	0	0	0	0	0	0	0	0.0
27	Joe Kowal	6	0	0	0	0	7	0	0	0	0	3	0.0
23	Larry Carriere	9	0	0	0	-1	18	0	0	0	0	4	0.0

NO.	PLAYER	GP	MIN	AVG.	W	L	T	EN	SO	GA	SA	PCT.
1	Don Edwards	72	4209	2.64	38	16	17	3	5	185	1970	.906
28	Bob Sauve	11	480	2.50	6	2	0	0	0	20	224	.917
30	Gerry Desjardins	3	111	3.78	0	1	0	0	0	7	25	.781
	TEAM TOTALS	80	4800	2.69	44	19	17	3	5	215	2219	.903



Year-by-Year Results

1976-77 | 48-24-8, 2nd place - Adams Division

Oct. 9	@ Detroit	0-4	L	Jan. 9	Cleveland	7-4	W
Oct. 10	Montreal	3-1	W	Jan. 13	NY Rangers	7-5	W
Oct. 13	NY Islanders	3-4	L	Jan. 15	@ Pittsburgh	2-5	L
Oct. 16	@ Minnesota	2-1	W	Jan. 16	Colorado	3-0	W
Oct. 17	Atlanta	5-6	L	Jan. 19	Washington	2-4	L
Oct. 20	Vancouver	4-0	W	Jan. 22	@ Minnesota	3-4	L
Oct. 23	@ Philadelphia	2-3	L	Jan. 23	Cleveland	0-3	L
Oct. 24	Washington	2-1	W	Jan. 27	Atlanta	1-1	T
Oct. 27	Pittsburgh	4-4	T	Jan. 29	@ Montreal	3-3	T
Oct. 31	Boston	4-1	W	Feb. 1	@ NY Islanders	3-6	L
Nov. 1	@ Montreal	2-3	L	Feb. 3	@ Colorado	6-4	W
Nov. 5	@ Washington	3-2	W	Feb. 5	@ St. Louis	5-6	L
Nov. 7	Philadelphia	5-3	W	Feb. 9	@ NY Rangers	2-1	W
Nov. 10	St. Louis	5-0	W	Feb. 10	Boston	4-3	W
Nov. 13	@ NY Rangers	6-2	W	Feb. 13	Minnesota	6-2	W
Nov. 14	Minnesota	4-4	T	Feb. 14	Toronto*	7-2	W
Nov. 17	@ Vancouver	3-2	W	Feb. 16	Chicago	3-0	W
Nov. 20	@ Los Angeles	4-3	W	Feb. 19	@ Detroit	2-1	W
Nov. 24	Vancouver	4-4	T	Feb. 20	@ Philadelphia	2-4	L
Nov. 27	@ St. Louis	2-3	L	Feb. 23	@ Cleveland	5-3	W
Nov. 28	Detroit	3-1	W	Feb. 24	Philadelphia	2-0	W
Nov. 30	@ Boston	6-2	W	Feb. 26	@ Toronto	6-5	W
Dec. 4	@ NY Islanders	0-3	L	Feb. 27	Los Angeles	1-5	L
Dec. 5	Colorado	5-3	W	Mar. 2	Chicago	6-3	W
Dec. 8	@ Cleveland	5-1	W	Mar. 3	Los Angeles**	7-2	W
Dec. 9	Pittsburgh	1-2	L	Mar. 5	@ Boston	1-3	L
Dec. 11	@ Los Angeles	4-2	W	Mar. 6	Montreal	4-1	W
Dec. 14	@ Vancouver	6-3	W	Mar. 9	Detroit	6-3	W
Dec. 16	NY Rangers	7-2	W	Mar. 12	@ Pittsburgh	2-3	L
Dec. 18	@ NY Islanders	4-2	W	Mar. 13	Toronto	6-1	W
Dec. 19	Detroit	6-1	W	Mar. 16	@ Cleveland	6-2	W
Dec. 22	@ Chicago	4-2	W	Mar. 17	@ Boston	2-4	L
Dec. 23	Toronto	4-2	W	Mar. 20	@ Washington	6-2	W
Dec. 26	Washington	5-2	W	Mar. 22	@ Atlanta	6-3	W
Dec. 29	@ Atlanta	6-3	W	Mar. 23	Cleveland	4-2	W
Jan. 1	@ Pittsburgh	3-6	L	Mar. 25	@ Colorado	2-2	T
Jan. 2	NY Islanders	3-3	T	Mar. 26	@ Los Angeles	4-6	L
Jan. 5	@ Chicago	1-2	L	Mar. 30	Boston	3-4	L
Jan. 6	Montreal	2-9	L	Apr. 2	@ Toronto	1-1	T
Jan. 8	@ Toronto	4-2	W	Apr. 3	St. Louis	7-3	W

*Re-scheduled from February 7 **Re-scheduled from January 30

1977-78 | 44-19-17, 2nd place - Adams Division

Oct. 13	NY Islanders	3-2	W	Jan. 12	@ Cleveland*	3-6	L
Oct. 15	@ Toronto	5-2	W	Jan. 14	@ Detroit	2-6	L
Oct. 16	Chicago	0-2	L	Jan. 19	Cleveland	9-2	W
Oct. 19	@ Chicago	2-2	T	Jan. 21	@ St. Louis	3-1	W
Oct. 20	Colorado	7-5	W	Jan. 22	Vancouver	2-2	T
Oct. 23	Minnesota	4-1	W	Jan. 26	Minnesota	1-2	L
Oct. 29	@ NY Islanders	2-4	L	Jan. 28	@ Pittsburgh	3-3	T
Oct. 30	@ Montreal	4-0	W	Jan. 30	NY Islanders	3-2	W
Nov. 3	@ Boston	4-1	W	Feb. 1	@ Toronto	2-2	T
Nov. 5	@ St. Louis	3-1	W	Feb. 2	Boston	3-1	W
Nov. 6	St. Louis	7-4	W	Feb. 4	@ Minnesota	4-2	W
Nov. 9	@ NY Rangers	4-8	L	Feb. 5	Washington	4-1	W
Nov. 10	@ Philadelphia	3-2	W	Feb. 8	@ Cleveland	5-2	W
Nov. 13	Pittsburgh	3-3	T	Feb. 9	NY Rangers	2-0	W
Nov. 16	@ Atlanta	6-2	W	Feb. 13	Toronto	2-4	L
Nov. 17	Toronto	1-2	L	Feb. 16	Los Angeles	5-0	W
Nov. 19	@ Washington	7-6	W	Feb. 19	St. Louis	6-2	W
Nov. 20	Washington	5-2	W	Feb. 20	@ Montreal	2-4	L
Nov. 23	Boston	0-2	L	Feb. 23	Philadelphia	4-0	W
Nov. 24	@ Montreal	1-4	L	Feb. 25	@ Cleveland	13-3	W
Nov. 27	NY Rangers	3-2	W	Feb. 26	Pittsburgh	4-4	T
Nov. 30	@ Chicago	3-2	W	Mar. 1	@ Atlanta	4-3	W
Dec. 1	Montreal	3-1	W	Mar. 2	NY Islanders	6-3	W
Dec. 3	@ Pittsburgh	4-4	T	Mar. 4	@ Boston	3-7	L
Dec. 4	Detroit	6-1	W	Mar. 6	Montreal	2-1	W
Dec. 8	Cleveland	5-2	W	Mar. 9	Los Angeles	3-3	T
Dec. 10	@ Minnesota	4-2	W	Mar. 11	@ NY Islanders	2-4	L
Dec. 11	Vancouver	3-0	W	Mar. 12	Chicago	5-2	W
Dec. 13	@ Colorado	1-4	L	Mar. 16	Philadelphia	3-1	W
Dec. 15	@ Los Angeles	7-3	W	Mar. 18	@ Philadelphia	2-2	T
Dec. 17	@ Vancouver	5-5	T	Mar. 21	@ Los Angeles	6-2	W
Dec. 21	@ Detroit	5-3	W	Mar. 24	@ Vancouver	2-2	T
Dec. 22	Pittsburgh	3-3	T	Mar. 25	@ Colorado	4-3	W
Dec. 29	Detroit	3-3	T	Mar. 28	@ Detroit	0-7	L
Dec. 31	@ NY Rangers	2-2	T	Mar. 30	Cleveland	3-5	L
Jan. 1	Atlanta	2-2	T	Apr. 1	@ Toronto	2-3	L
Jan. 5	Colorado	5-3	W	Apr. 2	Atlanta	2-4	L
Jan. 7	@ Washington	4-4	T	Apr. 4	@ Washington	3-4	L
Jan. 8	Boston	5-3	W	Apr. 6	@ Boston	5-2	W
Jan. 11	Los Angeles	3-3	T	Apr. 9	Toronto	2-1	W

*Re-scheduled from January 4

1976-77 | Regular Season Scoring

NO.	PLAYER	GP	G	A	PTS	+/-	PIM	PP	SH	GW	GT	SHOTS	PCT.
11	Gil Perreault	80	39	56	95	10	30	7	2	9	0	195	20.0
14	Rene Robert	80	33	40	73	27	46	5	0	4	1	250	13.2
20	Don Luce	80	26	43	69	38	16	6	1	6	1	206	12.6
7	Rick Martin	66	36	29	65	10	58	12	0	6	2	221	16.3
10	Craig Ramsay	80	20	41	61	37	20	2	3	2	1	145	13.8
12	Andre Savard	80	25	35	60	9	30	4	0	4	0	160	15.6
8	Jim Lorentz	79	23	33	56	3	8	7	0	3	0	156	14.7
4	Jerry Korab	77	14	33	47	22	120	4	0	1	1	185	7.6
22	Jocelyn Guevremont	80	9	29	38	26	46	2	0	2	0	210	4.3
6	Jim Schoenfeld	65	7	25	32	28	97	2	0	2	2	181	3.9
21	Brian Spencer	77	14	15	29	0	55	1	0	2	0	78	17.9
15	Gary McAdam	73	13	16	29	17	17	1	0	2	0	86	15.1
18	Danny Gare	35	11	15	26	7	73	3	0	0	0	92	12.0
24	Bill Hajt	79	6	20	26	39	56	0	0	1	0	106	5.7
25	Terry Martin	62	11	12	23	6	8	1	0	0	0	72	15.3
17	Fred Stanfield	79	9	14	23	-2	6	2	0	2	0	69	13.0
5	Lee Fogolin	71	3	15	18	9	100	1	0	2	0	76	3.9
27	Joe Kowal	16	0	5	5	3	6	0	0	0	0	6	0.0
23	Ken Breitenbach	31	0	5	5	-2	18	0	0	0	0	11	0.0
9	Jacques Richard	21	2	0	2	-3	16	0	0	0	0	20	10.0
29	Don Edwards	25	0	1	1	0	2	0	0	0	0	0	0.0
26	Alex Tidey	2	0	0	0	-1	0	0	0	0	0	3	0.0
28	Bob Sauve	4	0	0	0	0	0	0	0	0	0	0	0.0
16	Derek Smith	5	0	0	0	-1	0	0	0	0	0	0	0.0
31	Al Smith	7	0	0	0	0	0	0	0	0	0	0	0.0
30	Gerry Desjardins	49	0	0	0	0	2	0	0	0	0	0	0.0

NO.	PLAYER	GP	MIN	AVG.	W	L	T	EN	SO	GA	SA	PCT.
30	Gerry Desjardins	49	2871	2.63	31	12	6	1	3	126	1261	.900
29	Don Edwards	25	1480	2.51	16	7	2	1	2	62	584	.899
28	Bob Sauve	4	184	3.55	1	2	0	0	0	11	70	.843
31	Al Smith	7	265	4.30	0	3	0	0	0	19	114	.830
	TEAM TOTALS	80	4800	2.75	48	24	8	2	5	220	2029	.892

1977-78 | Regular Season Scoring

NO.	PLAYER	GP	G	A	PTS	+/-	PIM	PP	SH	GW	GT	SHOTS	PCT.
11	Gil Perreault	79	41	48	89	18	20	7	0	7	2	192	21.4
18	Danny Gare	69	39	38	77	32	95	9	0	2	6	265	14.7
14	Rene Robert	67	25	48	73	19	25	7	0	4	1	209	12.0
10	Craig Ramsay	80	28	43	71	33	18	2	5	3	2	159	17.6
7	Rick Martin	65	28	35	63	16	16	7	0	6	3	221	12.7
20	Don Luce	78	26	35	61	32	24	5	2	3	0	170	15.3
15	Gary McAdam	79	19	22	41	3	44	2	0	5	0	160	11.9
4	Jerry Korab	77	7	34	41	19	119	3	0	2	0	204	3.4
12	Andre Savard	80	19	20	39	1	40	2	0	0	0	127	15.0
16	Ric Seiling	80	19	19	38	13	33	2	0	4	1	114	16.7
22	Jocelyn Guevremont	66	7	28	35	25	46	0	0	1	0	162	4.3
8	Jim Lorentz	70	9	15	24	-4	12	6	0	2	1	85	10.6
5	Lee Fogolin	76	0	23	23	7	98	0	0	0	0	77	0.0
24	Bill Hajt	76	4	18	22	36	30	0	0	0	1	78	5.1
6	Jim Schoenfeld	60	2	20	22	24	89	0	0	0	0	114	1.8
17	Fred Stanfield	57	3	8	11	-8	2	0	0	0	0	38	7.9
21	Ron Schock	40	4	4	8	-5	0	0	0	2	0	19	21.1
19	Derek Smith	36	3	3	6	-4	0	0	0	0	0	25	12.0
25	Terry Martin	21	3	2	5	-1	9	0	0	2	0	17	17.6
29	Richie Dunn	25	0	3	3	-3	16	0	0	0	0	23	0.0
1	Don Edwards	72	0	3	3	0	12	0	0	0	0	0	0.0
3	Bill Stewart	13	2	0	2	1	15	0	0	1	0	12	16.7
28	Bob Sauve	11	0	1	1	0	0	0	0	0	0	0	0.0
26	Alex Tidey	1	0	0	0	-1	0	0	0	0	0	2	0.0
32	Wayne Ramsey	2	0	0	0	0	0	0	0	0	0	0	0.0
30	Gerry Desjardins	3	0	0	0	0	0	0	0	0	0	0	0.0
27	Joe Kowal	6	0	0	0	0	7	0	0	0	0	3	0.0
23	Larry Carriere	9	0	0	0	-1	18	0	0	0	0	4	0.0

NO.	PLAYER	GP	MIN	AVG.	W	L	T	EN	SO	GA	SA	PCT.
1	Don Edwards	72	4209	2.64	38	16	17	3	5	185	1970	.906
28	Bob Sauve	11	480	2.50	6	2	0	0	0	20	224	.917
30	Gerry Desjardins	3	111	3.78	0	1	0	0	0	7	25	.781
	TEAM TOTALS	80	4800	2.69	44	19	17	3	5	215	2219	.903



Year-by-Year Results

1978-79 | 36-28-16, 2nd place - Adams Division

Oct. 12	NY Islanders	2-2	T	Jan. 11	Washington	6-2	W
Oct. 14	@ Minnesota	5-2	W	Jan. 13	@ Montreal	2-5	L
Oct. 15	Detroit	2-3	L	Jan. 14	Pittsburgh	4-5	L
Oct. 18	@ Toronto	0-2	L	Jan. 18	@ Philadelphia	4-4	T
Oct. 19	Toronto	1-0	W	Jan. 20	@ Boston	2-1	W
Oct. 22	@ Vancouver	2-3	L	Jan. 25	NY Rangers	4-5	L
Oct. 26	@ Los Angeles	0-6	L	Jan. 27	@ Detroit	6-3	W
Oct. 28	@ St. Louis	7-7	T	Jan. 28	Minnesota	1-3	L
Nov. 2	@ Philadelphia	3-3	T	Jan. 31	Atlanta	2-5	L
Nov. 4	@ Minnesota	1-2	L	Feb. 3	@ Minnesota	2-1	W
Nov. 5	Minnesota	2-1	W	Feb. 4	St. Louis	3-1	W
Nov. 9	Pittsburgh	4-4	T	Feb. 14	NY Islanders*	2-1	W
Nov. 11	@ Washington	2-0	W	Feb. 15	NY Rangers	4-3	W
Nov. 12	Boston	4-4	T	Feb. 17	@ Pittsburgh	3-6	L
Nov. 15	@ Toronto	2-2	T	Feb. 18	Montreal	2-5	L
Nov. 16	St. Louis	6-2	W	Feb. 21	@ Chicago	2-3	L
Nov. 18	@ Detroit	3-1	W	Feb. 22	Chicago	2-4	L
Nov. 19	Minnesota	9-2	W	Feb. 24	@ Washington	6-4	W
Nov. 22	Philadelphia	2-3	L	Feb. 26	Toronto	3-1	W
Nov. 23	@ Boston	2-5	L	Mar. 1	Minnesota	5-5	T
Nov. 26	Colorado	4-1	W	Mar. 3	@ NY Rangers	2-2	T
Nov. 30	Boston	3-4	L	Mar. 4	Philadelphia	1-6	L
Dec. 2	@ Montreal	1-8	L	Mar. 6	@ NY Islanders	3-2	W
Dec. 3	Montreal	1-4	L	Mar. 8	Los Angeles	6-4	W
Dec. 7	Los Angeles	3-3	T	Mar. 10	@ Atlanta	5-5	T
Dec. 9	@ Pittsburgh	4-4	T	Mar. 11	Atlanta	9-4	W
Dec. 10	Toronto	5-3	W	Mar. 14	@ Toronto	4-1	W
Dec. 13	@ Chicago	6-2	W	Mar. 15	Vancouver	4-2	W
Dec. 14	Chicago	3-2	W	Mar. 17	@ Philadelphia	3-5	L
Dec. 16	@ Minnesota	5-2	W	Mar. 18	Washington	3-3	T
Dec. 17	Vancouver	6-3	W	Mar. 21	@ Colorado	3-2	W
Dec. 20	@ NY Rangers	3-6	L	Mar. 23	@ Vancouver	4-3	W
Dec. 21	Atlanta	5-4	W	Mar. 24	@ Los Angeles	3-2	W
Dec. 23	@ Boston	4-6	L	Mar. 26	@ St. Louis	4-2	W
Dec. 27	@ Colorado	5-2	W	Mar. 28	Boston	9-2	W
Dec. 28	@ Vancouver	3-3	T	Mar. 31	@ NY Islanders	0-2	L
Dec. 31	Boston	3-7	L	Apr. 1	Toronto	3-6	L
Jan. 4	Chicago	3-3	T	Apr. 5	@ Boston	9-3	W
Jan. 7	Detroit	4-3	W	Apr. 7	@Toronto	2-6	L
Jan. 9	@ Atlanta	3-5	L	Apr. 8	Colorado	5-5	T

** Re-scheduled from January 21*

1978-79 | Regular Season Scoring

NO.	PLAYER	GP	G	A	PTS	+/-	PIM	PP	SH	GW	GT	SHOTS	PCT.
11	Gil Perreault	79	27	58	85	12	20	6	0	4	0	172	15.7
18	Danny Gare	71	27	40	67	18	90	7	0	3	4	260	10.4
14	Rene Robert	68	22	40	62	-12	46	1	0	6	0	206	10.7
20	Don Luce	79	26	35	61	20	14	6	2	7	2	149	17.4
10	Craig Ramsay	80	26	31	57	21	10	4	3	3	3	113	23.0
7	Rick Martin	73	32	21	53	-7	35	8	0	3	0	250	12.8
4	Jerry Korab	78	11	40	51	10	104	8	1	0	2	204	5.4
16	Ric Seiling	78	20	22	42	15	56	2	0	4	0	136	14.7
12	Andre Savard	65	18	22	40	2	20	2	2	1	0	97	18.6
19	Derek Smith	43	14	12	26	-5	8	1	0	0	2	85	16.5
9	Jacques Richard	61	10	15	25	8	26	0	0	1	1	85	11.8
6	Jim Schoenfeld	46	8	17	25	8	67	6	0	0	0	99	8.1
8	Tony McKegney	52	8	14	22	-2	10	0	0	1	0	67	11.9
5	Lee Fogolin	74	3	19	22	-4	103	0	0	0	0	70	4.3
3	Bill Stewart	68	1	17	18	0	101	0	0	0	0	87	1.1
25	Terry Martin	64	6	8	14	-17	33	1	0	0	0	38	15.8
15	Gary McAdam	40	6	5	11	-6	13	1	0	1	0	39	15.4
17	Rick Dudley	24	5	6	11	11	2	0	0	1	0	36	13.9
22	Jocelyn Guevremont	34	3	8	11	12	8	0	0	0	0	51	5.9
24	Bill Hajt	40	3	8	11	-4	20	0	1	1	0	53	5.7
23	Ken Breitenbach	30	1	8	9	5	25	0	0	0	0	41	2.4
21	Dave Schultz	28	2	3	5	-12	86	0	0	0	1	16	12.5
15	Mike Boland	22	1	2	3	6	29	0	0	0	1	17	5.9
29	Richie Dunn	24	0	3	3	-2	14	0	0	0	0	18	0.0
27	Larry Playfair	26	0	3	3	1	60	0	0	0	0	12	0.0
1	Don Edwards	54	0	2	2	0	8	0	0	0	0	0	0.0
30	Randy Ireland	2	0	0	0	0	0	0	0	0	0	0	0.0
28	Bob Sauve	29	0	0	0	0	2	0	0	0	0	0	0.0

NO.	PLAYER	GP	MIN	AVG.	W	L	T	EN	SO	GA	SA	PCT.
1	Don Edwards	54	3160	3.02	26	18	9	1	2	159	1568	.899
28	Bob Sauve	29	1610	3.73	10	10	7	0	0	100	810	.877
30	Randy Ireland	2	30	6.00	0	0	0	0	0	3	17	.824
	TEAM TOTALS	**80**	**4800**	**3.29**	**36**	**28**	**16**	**1**	**2**	**263**	**2395**	**.890**

1979-80 | 47-17-16, 1st place - Adams Division

Oct. 11	Washington	6-3	W	Jan. 9	NY Islanders	3-2	W
Oct. 13	@ NY Islanders	5-2	W	Jan. 11	@ Colorado	4-3	W
Oct. 14	Minnesota	4-5	L	Jan. 13	@ Edmonton	5-6	L
Oct. 17	Hartford	3-1	W	Jan. 16	@ Los Angeles	4-2	W
Oct. 20	@ St. Louis	2-3	L	Jan. 18	@ Vancouver	2-2	T
Oct. 21	Vancouver	3-3	T	Jan. 20	Edmonton	4-4	T
Oct. 24	Pittsburgh	7-3	W	Jan. 21	@ Atlanta	3-3	T
Oct. 25	@ Detroit	0-4	L	Jan. 24	@ Boston	3-4	L
Oct. 27	@ Quebec	3-0	W	Jan. 26	@ Montreal	7-2	W
Oct. 28	Colorado	4-2	W	Jan. 27	Los Angeles	9-1	W
Oct. 31	@ Chicago	0-0	T	Jan. 31	NY Rangers	6-2	W
Nov. 3	@ Toronto	4-3	W	Feb. 2	@ NY Islanders	2-3	L
Nov. 4	@ Philadelphia	1-3	L	Feb. 3	Vancouver	3-0	W
Nov. 8	Chicago	3-3	T	Feb. 7	Pittsburgh	9-0	W
Nov. 10	@ Washington	5-3	W	Feb. 9	@ St. Louis	2-3	L
Nov. 11	Colorado	3-5	L	Feb. 11	St. Louis	4-2	W
Nov. 15	Atlanta	5-1	W	Feb. 14	Boston	3-3	T
Nov. 17	@ Minnesota	4-2	W	Feb. 16	@ Detroit	4-3	W
Nov. 18	Edmonton	9-7	W	Feb. 17	Montreal	2-2	T
Nov. 21	@ Hartford	3-5	L	Feb. 19	@ Quebec	3-1	W
Nov. 24	@ Washington	6-1	W	Feb. 20	Winnipeg	4-3	W
Nov. 25	Minnesota	6-2	W	Feb. 24	@ Chicago	1-3	L
Nov. 27	@ Boston	5-2	W	Feb. 27	Philadelphia	1-1	T
Nov. 29	NY Rangers	2-1	W	Feb. 29	@ Edmonton	4-2	W
Dec. 2	Washington	2-0	W	Mar. 2	@ Minnesota	2-2	T
Dec. 5	Atlanta	6-1	W	Mar. 5	@ NY Rangers	2-4	L
Dec. 7	@ Colorado	5-3	W	Mar. 6	Hartford	4-3	W
Dec. 10	Detroit	4-0	W	Mar. 9	St. Louis	9-4	W
Dec. 13	Chicago	5-2	W	Mar. 12	@ Winnipeg	3-3	T
Dec. 15	@ Philadelphia	2-3	L	Mar. 15	@ Los Angeles	2-2	T
Dec. 16	Boston	1-5	L	Mar. 19	@ Vancouver	3-3	T
Dec. 19	@ Winnipeg	3-2	W	Mar. 22	@ Toronto	5-1	W
Dec. 20	Los Angeles	5-3	W	Mar. 23	NY Islanders	1-1	T
Dec. 22	@ Hartford	4-2	W	Mar. 25	@ NY Rangers	3-3	T
Dec. 23	Quebec	1-3	L	Mar. 27	Detroit	10-1	W
Dec. 27	Toronto	5-3	W	Mar. 30	Montreal	1-1	T
Dec. 29	@ Montreal	3-6	L	Apr. 1	@ Atlanta	5-2	W
Dec. 31	Winnipeg	6-2	W	Apr. 3	Quebec	8-3	W
Jan. 5	@ Pittsburgh	5-4	W	Apr. 5	@ Pittsburgh	9-1	W
Jan. 6	Philadelphia	2-4	L	Apr. 6	Toronto	7-3	W

1979-80 | Regular Season Scoring

NO.	PLAYER	GP	G	A	PTS	+/-	PIM	PP	SH	GW	GT	SHOTS	PCT.
11	Gil Perreault	80	40	66	106	32	57	10	0	5	1	180	22.2
18	Danny Gare	76	56	33	89	49	90	17	0	11	3	270	20.7
7	Rick Martin	80	45	34	79	18	54	8	0	3	1	257	17.5
19	Derek Smith	79	24	39	63	33	16	8	0	3	0	137	17.5
16	Ric Seiling	80	25	35	60	30	54	5	1	2	2	155	16.1
10	Craig Ramsay	80	21	39	60	15	18	5	0	4	1	103	20.4
8	Tony McKegney	80	23	29	52	40	24	1	0	6	1	140	16.4
5	John Van Boxmeer	80	11	40	51	40	55	4	0	1	2	198	5.5
20	Don Luce	80	14	29	43	22	30	0	0	0	2	137	10.2
3	Richie Dunn	80	7	31	38	25	59	4	0	2	0	147	4.8
6	Jim Schoenfeld	77	9	27	36	60	72	4	0	1	2	114	7.9
9	Rick Dudley	66	11	22	33	11	58	0	0	2	0	109	10.1
22	Lindy Ruff	63	5	14	19	-2	38	1	0	0	0	77	6.5
17	John Gould	52	9	9	18	9	11	0	0	2	0	72	12.5
24	Bill Hajt	75	4	12	16	36	24	0	1	0	0	63	6.3
12	Andre Savard	33	3	10	13	4	16	0	0	2	0	36	8.3
27	Larry Playfair	79	2	10	12	13	145	0	0	0	0	32	6.3
4	Jerry Korab	43	1	10	11	0	74	0	0	1	0	55	1.8
25	Bob Mongrain	34	4	6	10	6	4	0	0	1	0	33	12.1
15	Rob McClanahan	13	2	5	7	8	0	0	0	0	0	13	15.4
23	Mike Ramsey	13	1	6	7	9	6	0	0	1	0	17	5.9
28	Bob Sauve	32	0	4	4	0	2	0	0	0	0	0	0.0
21	Dave Schultz	13	1	0	1	0	28	0	0	0	0	1	100
1	Don Edwards	49	0	1	1	0	8	0	0	0	0	0	0.0

NO.	PLAYER	GP	MIN	AVG.	W	L	T	EN	SO	GA	SA	PCT.
1	Don Edwards	49	2020	2.57	27	9	12	1	2	125	1177	.893
28	Bob Sauve	32	1880	2.36	20	8	4	1	4	74	740	.900
	TEAM TOTALS	**80**	**4800**	**2.51**	**47**	**17**	**16**	**2**	**6**	**201**	**1917**	**.895**



Year-by-Year Results

> > > > record book

1980-81 | 39-20-21, 1st place - Adams Division

Oct. 9	@ Chicago	3-4	L	Jan. 11	Los Angeles	4-4	T
Oct. 12	Hartford	3-3	T	Jan. 14	Minnesota	1-1	T
Oct. 15	Edmonton	2-0	W	Jan. 16	Edmonton	5-5	T
Oct. 18	@ Pittsburgh	4-2	W	Jan. 18	NY Rangers	4-0	W
Oct. 19	Toronto	2-4	L	Jan. 19	@ Boston	1-5	L
Oct. 22	Winnipeg	7-4	W	Jan. 21	@ Quebec	6-5	W
Oct. 25	@ Montreal	5-2	W	Jan. 24	@ Washington	7-4	W
Oct. 26	NY Islanders	5-2	W	Jan. 26	@ NY Islanders	5-3	W
Oct. 29	Pittsburgh	1-1	T	Jan. 28	Philadelphia	4-4	T
Nov. 1	@ Detroit	4-2	W	Jan. 31	@ Hartford	5-3	W
Nov. 2	Vancouver	4-3	W	Feb. 1	Winnipeg	4-0	W
Nov. 5	Colorado	5-3	W	Feb. 5	@ Philadelphia	4-0	W
Nov. 8	@ Washington	3-3	T	Feb. 6	Detroit	7-3	W
Nov. 9	Washington	3-3	T	Feb. 8	St. Louis	3-3	T
Nov. 12	Detroit	4-4	T	Feb. 12	Washington	6-3	W
Nov. 15	@ NY Islanders	1-4	L	Feb. 14	@ Calgary	4-4	T
Nov. 16	Quebec	8-1	W	Feb. 15	@ Edmonton	2-2	T
Nov. 19	@ Chicago	2-5	L	Feb. 19	@ Montreal	2-5	L
Nov. 21	@ Winnipeg	4-2	W	Feb. 21	@ Pittsburgh	6-1	W
Nov. 23	@ Edmonton	3-6	L	Feb. 22	Montreal	2-4	L
Nov. 25	@ St. Louis	3-5	L	Feb. 25	@ NY Rangers	3-6	L
Nov. 27	Calgary	6-3	W	Feb. 27	Chicago	6-1	W
Nov. 29	@ Hartford	5-2	W	Mar. 1	@ Boston	4-6	L
Nov. 30	Colorado	4-1	W	Mar. 4	Calgary	4-0	W
Dec. 3	Montreal	5-6	L	Mar. 6	Hartford	3-5	L
Dec. 6	@ Minnesota	3-3	T	Mar. 8	Philadelphia	8-4	W
Dec. 7	Pittsburgh	10-1	W	Mar. 11	@ Minnesota	1-3	L
Dec. 9	@ Colorado	4-4	T	Mar. 13	@ Winnipeg	5-2	W
Dec. 11	@ Calgary	4-8	L	Mar. 14	@ Vancouver	1-2	L
Dec. 13	@ Toronto	5-4	W	Mar. 17	@ Los Angeles	3-1	W
Dec. 14	Vancouver	2-2	T	Mar. 19	Toronto	14-4	W
Dec. 20	@ Los Angeles	7-4	W	Mar. 21	@ Toronto	6-2	W
Dec. 21	@ Vancouver	3-3	T	Mar. 22	St. Louis	5-6	L
Dec. 26	Chicago	3-2	W	Mar. 25	NY Rangers	4-2	W
Dec. 28	Boston	5-2	W	Mar. 27	@ Colorado	5-3	W
Dec. 31	Los Angeles	2-5	L	Mar. 28	@ St. Louis	4-7	L
Jan. 3	@ Quebec	3-3	T	Mar. 30	Boston	2-2	T
Jan. 4	Minnesota	2-2	T	Apr. 2	@ Philadelphia	2-2	T
Jan. 7	Quebec	5-1	W	Apr. 4	@ Detroit	5-4	W
Jan. 9	@ NY Rangers	3-3	T	Apr. 5	NY Islanders	3-7	L

1980-81 | Regular Season Scoring

NO.	PLAYER	GP	G	A	PTS	+/-	PIM	PP	SH	GW	GT	SHOTS	PCT.
18	Danny Gare	73	46	39	85	12	109	15	0	7	2	248	18.5
12	Andre Savard	79	31	43	74	32	63	2	2	4	1	149	20.8
8	Tony McKegney	80	37	32	69	11	24	9	0	4	0	236	15.7
4	John Van Boxmeer	80	18	51	69	-2	69	6	1	2	2	258	7.0
19	Derek Smith	69	21	43	64	14	12	11	0	2	0	166	12.7
10	Craig Ramsay	80	24	35	59	39	12	1	1	3	2	110	21.8
11	Gil Perreault	56	20	39	59	3	56	5	0	3	1	150	13.3
16	Ric Seiling	74	30	27	57	20	80	2	1	4	2	140	21.4
3	Richie Dunn	79	7	42	49	21	34	4	0	1	2	175	40.0
14	Alan Haworth	49	16	20	36	-6	34	4	0	1	1	72	22.2
6	Jim Schoenfeld	71	8	25	33	28	110	3	0	0	0	101	7.9
20	Don Luce	61	15	13	28	14	19	0	4	2	1	94	16.0
22	Lindy Ruff	65	8	18	26	3	121	1	0	2	0	97	8.2
9	Rick Dudley	38	10	13	23	7	10	2	0	0	0	49	20.4
7	Rick Martin	23	7	14	21	4	20	2	0	3	1	57	12.3
24	Bill Hajt	68	2	19	21	38	42	0	0	0	0	58	3.4
9	Gilles Hamel	51	10	9	19	-8	53	2	0	0	2	56	17.9
5	Mike Ramsey	72	3	14	17	3	56	0	0	1	0	72	4.2
15	Rob McClanahan	53	3	12	15	-	38	1	0	1	1	67	4.5
21	J.F. Sauve	20	5	9	14	-2	12	3	0	0	0	26	19.2
27	Larry Playfair	75	3	9	12	4	169	0	0	1	1	54	5.6
26	Steve Patrick	30	1	7	8	1	25	0	0	0	0	35	2.9
9	Mike Moller	5	2	2	4	3	0	0	0	0	0	7	28.6
1	Don Edwards	45	0	2	2	0	0	0	0	0	0	0	0.0
28	Bob Sauve	35	0	1	1	0	0	0	0	0	0	0	0.0
23	Randy Cunneyworth	1	0	0	0	0	2	0	0	0	0	1	0.0
25	Bob Mongrain	4	0	0	0	-2	2	0	0	0	0	2	0.0

NO.	PLAYER	GP	MIN	AVG.	W	L	T	EN	SO	GA	SA	PCT.
1	Don Edwards	45	2700	2.96	23	10	12	4	3	133	1297	.897
28	Bob Sauve	35	2100	3.17	16	10	9	2	2	111	926	.880
	TEAM TOTALS	**80**	**4800**	**3.13**	**39**	**20**	**21**	**6**	**5**	**250**	**2223**	**.888**

1981-82 | 39-26-15, 3rd place - Adams Division

Oct. 7	Washington	5-3	W	Jan. 6	Detroit	5-2	W
Oct. 10	@ Montreal	0-9	L	Jan. 9	@ Hartford	3-2	W
Oct. 11	Vancouver	2-2	T	Jan. 10	Los Angeles	6-4	W
Oct. 14	Quebec	4-2	W	Jan. 13	Chicago	6-2	W
Oct. 17	@ Washington	4-2	W	Jan. 15	Toronto	8-2	W
Oct. 18	Montreal	3-3	T	Jan. 17	Hartford	7-1	W
Oct. 21	Winnipeg	2-2	T	Jan. 19	@ Montreal	2-2	T
Oct. 23	Toronto	6-2	W	Jan. 22	Quebec	5-3	W
Oct. 25	Minnesota	3-6	L	Jan. 23	@ Quebec	3-2	W
Oct. 28	St. Louis	6-2	W	Jan. 27	@ Vancouver	3-4	L
Oct. 31	@ Pittsburgh	1-3	L	Jan. 29	@ Edmonton	1-3	L
Nov. 1	Philadelphia	6-2	W	Jan. 30	@ Calgary	2-3	L
Nov. 4	Calgary	3-3	T	Feb. 3	Boston	2-5	L
Nov. 7	@ NY Islanders	6-2	W	Feb. 4	@ Boston	2-5	L
Nov. 8	Hartford	2-2	T	Feb. 7	NY Islanders	3-7	L
Nov. 11	@ NY Rangers	3-7	L	Feb. 10	Winnipeg	4-3	W
Nov. 13	NY Rangers	3-3	T	Feb. 11	@ Philadelphia	4-6	L
Nov. 15	Boston	3-1	W	Feb. 16	@ St. Louis	2-1	W
Nov. 18	@ Chicago	3-4	L	Feb. 17	@ Chicago	3-2	W
Nov. 20	@ Colorado	4-3	W	Feb. 20	@ Montreal	2-2	T
Nov. 21	@ Los Angeles	7-1	W	Feb. 21	Colorado	6-2	W
Nov. 25	@ Detroit	3-1	W	Feb. 24	Edmonton	3-6	L
Nov. 28	@ Toronto	4-4	T	Feb. 26	@ Winnipeg	4-4	T
Nov. 29	NY Islanders	5-2	W	Feb. 27	@ Minnesota	5-5	T
Dec. 3	@ Boston	3-6	L	Mar. 3	Hartford	3-3	T
Dec. 4	@ Hartford	4-2	W	Mar. 6	@ Hartford	2-2	T
Dec. 6	Pittsburgh	7-4	W	Mar. 7	Montreal	3-5	L
Dec. 9	Colorado	7-1	W	Mar. 10	@ Vancouver	7-4	W
Dec. 12	@ Detroit	4-2	W	Mar. 12	@ Edmonton	3-2	W
Dec. 13	Quebec	4-4	T	Mar. 13	@ Calgary	1-4	L
Dec. 15	Los Angeles	3-4	L	Mar. 16	Boston	3-3	T
Dec. 17	@ Philadelphia	1-2	L	Mar. 18	@ Hartford	1-4	L
Dec. 19	@ Quebec	3-7	L	Mar. 20	@ Boston	4-6	L
Dec. 20	Hartford	8-2	W	Mar. 21	Montreal	5-4	W
Dec. 22	@ St. Louis	2-3	L	Mar. 25	@ Boston	1-5	L
Dec. 26	@ Pittsburgh	7-5	W	Mar. 26	NY Rangers	5-8	L
Dec. 27	Washington	3-2	W	Mar. 28	Boston	9-5	W
Dec. 31	Minnesota	4-2	W	Mar. 30	@ Quebec	6-4	W
Jan. 2	@ Quebec	3-6	L	Apr. 3	@ Montreal	5-4	W
Jan. 3	Montreal	3-2	W	Apr. 4	Quebec	4-7	L

1981-82 | Regular Season Scoring

NO.	PLAYER	GP	G	A	PTS	+/-	PIM	PP	SH	GW	GT	SHOTS	PCT.
11	Gil Perreault	62	31	42	73	19	40	2	0	4	0	155	20.0
4	John Van Boxmeer	69	14	54	68	23	62	7	0	1	1	196	7.1
15	Yvon Lambert	77	25	39	64	22	38	14	0	4	2	108	23.1
21	J.F. Sauve	69	19	36	55	7	46	5	0	1	0	119	16.0
8	Tony McKegney	73	23	29	52	-12	41	8	0	0	1	187	12.3
17	Mike Foligno	56	20	31	51	21	149	4	0	6	0	124	16.1
10	Craig Ramsay	80	16	35	51	14	8	0	1	2	1	109	14.7
22	Lindy Ruff	79	16	32	48	1	194	3	0	6	1	183	8.7
16	Ric Seiling	57	22	25	47	7	58	7	1	3	1	112	19.6
7	Dale McCourt	52	20	22	42	-1	12	4	1	2	1	122	16.4
14	Alan Haworth	57	21	18	39	6	30	3	0	1	2	114	18.4
12	Andre Savard	62	18	20	38	5	24	2	1	3	0	118	15.3
5	Mike Ramsey	80	7	23	30	18	56	2	0	0	0	94	7.4
3	Richie Dunn	72	7	19	26	6	73	0	0	1	1	122	5.7
18	Danny Gare	22	7	14	21	0	25	2	0	1	0	71	9.9
26	Steve Patrick	41	8	8	16	3	64	0	0	0	0	52	15.4
27	Larry Playfair	77	6	10	16	-5	258	0	0	0	3	68	8.8
20	Brent Peterson	46	9	5	14	-3	43	0	0	0	0	41	22.0
24	Bill Hajt	65	2	9	11	11	44	0	0	0	0	58	3.4
25	Bob Mongrain	24	6	4	10	-3	6	0	0	2	0	29	20.7
9	Gilles Hamel	16	2	7	9	-1	2	0	0	1	0	17	11.8
23	Bob Hess	33	0	8	8	6	14	0	0	0	0	33	0.0
28	Ron Fischer	15	0	7	7	-3	6	0	0	0	0	16	0.0
7	Randy Cunneyworth	20	2	4	6	-3	47	0	0	0	0	33	6.1
6	Jim Schoenfeld	13	3	2	5	5	30	0	0	1	0	21	14.3
9	Derek Smith	13	3	1	4	0	2	0	0	0	1	15	20.0
1	Don Edwards	62	0	2	2	0	2	0	0	0	0	0	0.0
23	Sean McKenna	3	0	1	1	3	2	0	0	0	0	6	0.0
23	Hannu Virta	3	0	1	1	-4	4	0	0	0	0	3	0.0
28	Jim Walsh	4	0	1	1	1	4	0	0	0	0	8	0.0
19	Jeff Eatough	1	0	0	0	-1	0	0	0	0	0	0	0.0
20	Kai Suikkanen	1	0	0	0	-1	0	0	0	0	0	0	0.0
30	Paul Harrison	6	0	0	0	0	2	0	0	0	0	0	0.0
29	Val James	7	0	0	0	-1	16	0	0	0	0	5	0.0
29	Jacques Cloutier	7	0	0	0	0	0	0	0	0	0	0	0.0
9	Mike Moller	9	0	0	0	-7	0	0	0	0	0	2	0.0
28	Bob Sauve	14	0	0	0	0	2	0	0	0	0	0	0.0

NO.	PLAYER	GP	MIN	AVG.	W	L	T	EN	SO	GA	SA	PCT.
1	Don Edwards	62	3500	3.51	26	23	9	3	0	205	1722	.881
28	Bob Sauve	14	760	2.76	6	1	5	1	0	35	330	.894
29	Jacques Cloutier	7	311	2.51	5	1	0	1	0	13	151	.914
30	Paul Harrison	6	229	3.67	2	1	1	1	0	14	89	.842
	TEAM TOTALS	**80**	**4800**	**3.41**	**39**	**26**	**15**	**6**	**0**	**273**	**2292**	**.881**



Year-by-Year Results

> > > > record book

1982-83 | 38-29-13, 3rd place - Adams Division

Oct. 6	Quebec	4-6	L	Jan. 7	Vancouver	5-5	T
Oct. 9	@ Quebec	4-6	L	Jan. 9	Los Angeles	7-2	W
Oct. 10	Hartford	4-4	T	Jan. 12	Quebec	2-1	W
Oct. 14	@ Philadelphia	2-4	L	Jan. 14	Washington	3-2	W
Oct. 16	@ Washington	9-2	W	Jan. 15	@ Washington	4-2	W
Oct. 17	Edmonton	6-4	W	Jan. 20	@ Boston	0-4	L
Oct. 20	@ Chicago	0-4	L	Jan. 22	@ Montreal	1-4	L
Oct. 23	@ Detroit	2-6	L	Jan. 23	Winnipeg	5-2	W
Oct. 24	St. Louis	6-2	W	Jan. 26	Montreal	7-3	W
Oct. 26	@ Montreal	7-7	T	Jan. 28	Chicago	6-2	W
Oct. 30	@ Toronto	3-3	T	Jan. 29	@ Toronto	3-5	L
Oct. 31	Montreal	3-1	W	Feb. 2	Minnesota	2-2	T
Nov. 3	Boston	2-3	L	Feb. 5	@ Quebec	0-0	T
Nov. 6	@ Hartford	5-2	W	Feb. 6	Boston	1-5	L
Nov. 7	Vancouver	3-1	W	Feb. 10	@ Los Angeles	2-7	L
Nov. 10	Philadelphia	7-2	W	Feb. 12	@ Calgary	2-4	L
Nov. 13	@ Boston	2-3	L	Feb. 14	@ St. Louis	4-6	L
Nov. 14	Pittsburgh	6-6	T	Feb. 16	Boston	3-1	W
Nov. 17	@ Winnipeg	7-2	W	Feb. 18	Calgary	5-1	W
Nov. 18	@ Minnesota	1-2	L	Feb. 20	Edmonton	4-5	L
Nov. 20	@ Los Angeles	5-2	W	Feb. 21	@ New Jersey	4-4	T
Nov. 24	@ Hartford	4-2	W	Feb. 23	Philadelphia	4-2	W
Nov. 26	St. Louis	8-6	W	Feb. 25	Boston	7-6	W
Nov. 28	NY Rangers	7-3	W	Feb. 27	New Jersey	6-2	W
Dec. 1	Montreal	2-2	T	Mar. 1	@ Hartford	6-5	W
Dec. 4	@ Quebec	2-3	L	Mar. 3	@ Boston	3-2	W
Dec. 5	Chicago	3-3	T	Mar. 4	Pittsburgh	10-2	W
Dec. 8	@ Pittsburgh	2-4	L	Mar. 6	Detroit	6-4	W
Dec. 11	@ Montreal	2-3	L	Mar. 8	@ Minnesota	1-5	L
Dec. 12	Hartford	1-3	L	Mar. 9	@ Winnipeg	0-6	L
Dec. 14	@ NY Islanders	5-3	W	Mar. 12	@ Vancouver	3-8	L
Dec. 16	@ Boston	1-8	L	Mar. 13	@ Edmonton	2-6	L
Dec. 18	@ Quebec	5-4	W	Mar. 16	Calgary	5-3	W
Dec. 19	Quebec	3-1	W	Mar. 19	@ Montreal	6-4	W
Dec. 22	@ NY Rangers	3-1	W	Mar. 20	Montreal	4-7	L
Dec. 26	Detroit	2-2	T	Mar. 23	Hartford	8-3	W
Dec. 31	NY Islanders	5-1	W	Mar. 27	Quebec	6-6	T
Jan. 2	Hartford	8-4	W	Mar. 29	@ Hartford	4-5	L
Jan. 4	@ NY Islanders	2-5	L	Mar. 31	@ New Jersey	8-5	W
Jan. 5	@ NY Rangers	3-3	T	Apr. 3	Toronto	3-4	L

1983-84 | 48-25-7, 2nd place - Adams Division

Oct. 5	Hartford	5-3	W	Jan. 7	@ Washington	4-2	W
Oct. 8	@ Quebec	2-9	L	Jan. 8	Montreal	4-3	W
Oct. 9	Washington	5-2	W	Jan. 11	Philadelphia	6-2	W
Oct. 12	@ Toronto	4-4	T	Jan. 13	Edmonton	3-1	W
Oct. 15	@ Boston	3-5	L	Jan. 14	@ Detroit	2-1	W
Oct. 16	NY Islanders	2-3	L	Jan. 17	@ Vancouver	5-1	W
Oct. 18	@ Pittsburgh	3-1	W	Jan. 18	@ Los Angeles	4-0	W
Oct. 22	@ Hartford	5-2	W	Jan. 21	@ St. Louis	2-1	W
Oct. 23	Winnipeg	5-2	W	Jan. 23	@ Boston	5-3	W
Oct. 26	@ Detroit	5-6	L*	Jan. 25	Washington	2-2	T
Oct. 28	Los Angeles	3-3	T	Jan. 27	Detroit	2-2	T
Oct. 30	Montreal	5-4	W	Jan. 29	Pittsburgh	7-3	W
Nov. 2	NY Rangers	3-3	T	Feb. 2	@ Boston	3-5	L
Nov. 5	@ NY Islanders	0-4	L	Feb. 3	Minnesota	1-4	L
Nov. 6	Quebec	1-7	L	Feb. 5	Quebec	1-2	L
Nov. 9	Boston	3-1	W	Feb. 8	@ Pittsburgh	6-5	W*
Nov. 11	Toronto	3-1	W	Feb. 9	New Jersey	8-5	W
Nov. 13	Calgary	11-2	W	Feb. 11	@ Montreal	4-3	W
Nov. 16	@ Winnipeg	6-5	W*	Feb. 15	Boston	7-4	W
Nov. 18	@ Edmonton	0-7	L	Feb. 17	Minnesota	5-4	W*
Nov. 19	@ Calgary	5-2	W	Feb. 19	Hartford	5-2	W
Nov. 23	@ NY Rangers	6-4	W	Feb. 21	@ Philadelphia	5-4	W*
Nov. 25	Chicago	5-2	W	Feb. 23	@ Hartford	2-3	L
Nov. 26	@ Quebec	2-3	L	Feb. 25	@ Minnesota	1-5	L
Nov. 29	@ Montreal	5-2	W	Feb. 27	Boston	1-3	L
Dec. 2	St. Louis	7-6	W	Feb. 29	@ Chicago	3-4	L
Dec. 4	Montreal	6-2	W	Mar. 3	@ Quebec	2-4	L
Dec. 6	@ St. Louis	2-8	L	Mar. 4	Quebec	1-1	T
Dec. 7	@ Chicago	2-4	L	Mar. 6	@ Montreal	8-3	W
Dec. 10	@ Boston	4-2	W	Mar. 9	Los Angeles	7-3	W
Dec. 11	@ Philadelphia	6-5	W	Mar. 11	Hartford	4-3	W*
Dec. 14	New Jersey	3-3	T	Mar. 14	@ Calgary	4-2	W
Dec. 17	@ Hartford	4-1	W	Mar. 17	@ Vancouver	5-2	W
Dec. 18	Vancouver	3-2	W	Mar. 18	@ Edmonton	3-4	L
Dec. 21	Hartford	3-6	L	Mar. 21	Montreal	4-2	W
Dec. 26	Boston	1-2	L	Mar. 24	@ New Jersey	6-0	W
Dec. 27	@ Montreal	7-4	W	Mar. 25	NY Islanders	3-5	L
Dec. 29	Quebec	8-5	W	Mar. 27	@ Hartford	1-4	L
Dec. 31	NY Rangers	2-3	L	Mar. 31	@ Quebec	1-4	L
Jan. 4	Winnipeg	9-4	W	Apr. 1	Toronto	4-2	W

** overtime decision*

1982-83 | Regular Season Scoring

NO.	PLAYER	GP	G	A	PTS	+/-	PIM	PP	SH	GW	GT	SHOTS	PCT.
11	Gil Perreault	77	30	46	76	-10	34	8	2	5	0	192	15.6
8	Tony McKegney	78	36	37	73	2	18	10	0	2	1	180	20.0
6	Phil Housley	77	19	47	66	-4	39	11	0	2	2	183	10.4
7	Dale McCourt	62	20	32	52	-12	10	3	1	3	1	117	17.1
17	Mike Foligno	66	22	25	47	9	135	4	0	4	2	130	16.9
9	Gilles Hamel	66	22	20	42	4	26	2	0	1	1	120	18.3
16	Ric Seiling	75	19	22	41	2	41	6	0	2	0	127	15.0
12	Andre Savard	68	16	25	41	11	28	3	2	2	0	122	13.1
5	Mike Ramsey	77	8	30	38	20	55	1	1	1	0	116	6.9
29	Dave Andreychuk	43	14	23	37	6	16	3	0	1	0	66	21.2
3	Hannu Virta	74	13	24	37	7	18	2	2	1	0	169	7.7
20	Brent Peterson	75	13	24	37	10	38	1	1	0	1	98	13.3
22	Lindy Ruff	60	12	17	29	15	130	2	0	1	1	110	10.9
10	Craig Ramsay	64	11	18	29	14	7	0	3	1	2	87	12.6
18	Paul Cyr	36	15	12	27	-6	59	5	0	2	1	65	23.1
4	John Van Boxmeer	65	6	21	27	7	53	1	0	1	0	144	4.2
19	Sean McKenna	46	10	14	24	-4	4	1	0	1	0	69	14.5
26	Steve Patrick	56	9	13	22	4	26	0	0	1	0	63	14.3
25	Mal Davis	24	8	12	20	-6	0	3	0	3	0	32	25.0
14	Mike Moller	49	6	12	18	2	14	1	0	3	0	43	14.0
27	Larry Playfair	79	4	13	17	5	180	0	0	0	0	75	5.3
24	Bill Hajt	72	3	12	15	6	26	0	0	1	0	52	5.8
31	Dave Fenyves	24	0	8	8	-10	14	0	0	0	0	20	0.0
21	J.F. Sauve	9	0	4	4	0	9	0	0	0	0	15	0.0
15	Geordie Robertson	5	1	2	3	-1	7	0	0	0	0	10	10.0
32	Gary McAdam	4	1	0	1	-4	0	0	0	0	0	3	33.3
28	Bob Sauve	54	0	1	1	0	8	0	0	0	0	0	0.0
23	Kai Suikkanen	1	0	0	0	1	0	0	0	0	0	1	0.0
23	Ron Fischer	3	0	0	0	0	0	0	0	0	0	1	0.0
25	Jere Gillis	3	0	0	0	-6	0	0	0	0	0	3	0.0
33	Phil Myre	5	0	0	0	0	2	0	0	0	0	0	0.0
1	Jacques Cloutier	25	0	0	0	0	0	0	0	0	0	0	0.0

NO.	PLAYER	GP	MIN	AVG.	W	L	T	EN	SO	GA	SA	PCT.
28	Bob Sauve	54	3110	3.45	25	20	7	3	1	179	1393	.871
1	Jacques Cloutier	25	1390	3.50	10	7	6	0	0	81	572	.858
33	Phil Myre	5	300	4.20	3	2	0	1	0	21	152	.861
	TEAM TOTALS	**80**	**4800**	**3.56**	**38**	**29**	**13**	**4**	**1**	**285**	**2117**	**.865**

1983-84 | Regular Season Scoring

NO.	PLAYER	GP	G	A	PTS	+/-	PIM	PP	SH	GW	GT	SHOTS	PCT.
11	Gil Perreault	73	31	59	90	19	32	8	2	7	1	165	18.8
25	Dave Andreychuk	78	38	42	80	20	42	10	0	7	1	178	21.3
6	Phil Housley	75	31	46	77	4	33	13	2	6	1	234	13.2
17	Mike Foligno	70	32	31	63	32	151	6	0	5	0	183	17.5
8	Real Cloutier	77	24	36	60	-1	25	9	0	6	0	169	14.2
22	Lindy Ruff	58	14	31	45	15	101	3	0	4	0	126	11.1
9	Gilles Hamel	75	21	23	44	4	37	4	2	1	0	135	15.6
18	Paul Cyr	71	16	27	43	-3	52	5	0	1	1	142	11.3
3	Hannu Virta	70	6	30	36	14	12	4	0	0	0	98	6.1
16	Ric Seiling	78	13	22	35	10	42	0	3	0	0	135	9.6
5	Mike Ramsey	72	9	22	31	26	82	1	0	4	0	134	6.7
12	Sean McKenna	78	20	10	30	0	45	0	0	2	0	107	18.7
24	Bill Hajt	79	3	24	27	26	32	0	1	0	0	53	5.7
10	Craig Ramsay	76	9	17	26	3	17	0	0	0	0	97	9.3
20	Brent Peterson	70	9	12	21	3	52	0	0	0	0	81	11.1
19	Jim Wiemer	64	5	15	20	1	48	0	1	0	1	91	5.5
7	John Tucker	21	12	4	16	2	4	5	0	2	0	40	30.0
14	Mike Moller	59	5	11	16	2	27	0	0	1	0	43	11.6
27	Larry Playfair	76	5	11	16	4	209	0	0	0	2	67	7.5
44	Jerry Korab	48	2	9	11	4	82	1	0	1	0	41	4.9
21	Claude Verret	11	2	5	7	-3	2	1	0	0	0	14	14.3
26	Steve Patrick	11	1	4	5	-2	6	0	0	0	0	11	9.1
15	Adam Creighton	7	2	2	4	0	4	0	0	1	0	8	25.0
7	Dale McCourt	5	1	3	4	-2	0	0	0	0	0	5	20.0
4	Mark Renaud	10	1	3	4	1	6	0	0	0	0	11	9.1
31	Dave Fenyves	10	0	4	4	7	9	0	0	0	0	4	0.0
26	Mal Davis	11	2	1	3	-1	4	1	0	0	0	12	16.7
30	Tom Barrasso	42	0	2	2	0	20	0	0	0	0	0	0.0
16	Chris Langevin	6	1	0	1	-2	2	0	0	0	0	4	25.0
28	Bob Sauve	40	0	0	0	0	2	0	0	0	0	0	0.0

NO.	PLAYER	GP	MIN	AVG.	W	L	T	EN	SO	GA	SA	PCT.
30	Tom Barrasso	42	2475	2.84	26	12	3	2	2	117	1098	.893
28	Bob Sauve	40	2375	3.49	22	13	4	0	0	138	1050	.869
	TEAM TOTALS	**80**	**4850**	**3.18**	**48**	**25**	**7**	**2**	**2**	**257**	**2148**	**.880**



Year-by-Year Results

1984-85 | 38-28-14, 3rd place - Adams Division

Oct. 11	Montreal	4-3	W	Jan. 10	@ Boston	3-0	W
Oct. 13	@ Toronto	3-4	L*	Jan. 12	@ Montreal	1-1	T
Oct. 14	Detroit	6-4	W	Jan. 13	Edmonton	4-5	L
Oct. 17	@ Quebec	1-4	L	Jan. 16	@ NY Rangers	2-2	T
Oct. 19	Quebec	5-4	W	Jan. 18	Chicago	4-3	W
Oct. 21	Minnesota	8-6	W	Jan. 19	@ Hartford	2-0	W
Oct. 25	@ Montreal	2-3	L	Jan. 24	@ Boston	2-5	L
Oct. 26	@ Detroit	3-7	L	Jan. 25	@ Quebec	2-4	L
Oct. 28	Calgary	6-2	W	Jan. 27	Quebec	3-2	W
Oct. 31	Philadelphia	3-3	T	Jan. 30	Boston	6-2	W
Nov. 2	Hartford	8-1	W	Feb. 2	@ Philadelphia	6-3	W
Nov. 3	@ Hartford	4-4	T	Feb. 3	Calgary	6-1	W
Nov. 7	@ Minnesota	9-6	W	Feb. 6	@ Minnesota	3-1	W
Nov. 9	@ Los Angeles	2-3	L	Feb. 9	@ Calgary	6-1	W
Nov. 11	@ Winnipeg	2-3	L	Feb. 15	Montreal	3-4	L*
Nov. 14	Boston	4-2	W	Feb. 16	@ Montreal	4-3	W
Nov. 16	Washington	3-2	W	Feb. 18	Edmonton	4-6	L
Nov. 17	@ Washington	2-3	L	Feb. 22	St. Louis	1-4	L
Nov. 21	@ NY Rangers	2-3	L	Feb. 24	Los Angeles	2-4	L
Nov. 23	Philadelphia	2-4	L	Feb. 26	@ New Jersey	4-3	W
Nov. 24	@ NY Islanders	3-6	L	Feb. 27	@ St. Louis	1-3	L
Nov. 27	@ Pittsburgh	2-2	T	Mar. 2	@ Washington	4-0	W
Nov. 30	Montreal	2-2	T	Mar. 3	NY Islanders	2-3	L
Dec. 1	@ Montreal	2-3	L	Mar. 5	Hartford	6-3	W
Dec. 5	Boston	3-3	T	Mar. 8	Chicago	7-2	W
Dec. 8	@ Boston	3-1	W	Mar. 10	@ Los Angeles	4-4	T
Dec. 9	Quebec	4-4	T	Mar. 13	@ Vancouver	4-6	L
Dec. 12	@ Hartford	2-2	T	Mar. 15	@ Edmonton	4-4	T
Dec. 14	Detroit	4-4	T	Mar. 17	@ Winnipeg	3-5	L
Dec. 16	Vancouver	2-2	T	Mar. 20	Vancouver	4-5	L
Dec. 19	@ Chicago	6-3	W	Mar. 22	Pittsburgh	3-1	W
Dec. 22	@ Quebec	1-3	L	Mar. 24	Boston	3-4	L*
Dec. 23	St. Louis	3-2	W	Mar. 26	@ Quebec	3-4	L
Dec. 26	Toronto	6-0	W	Mar. 27	NY Rangers**	3-2	W
Dec. 28	Winnipeg	4-0	W	Mar. 30	@ Hartford	2-1	W
Dec. 29	@ New Jersey	2-1	W	Mar. 31	Quebec	3-1	W
Dec. 31	New Jersey	6-4	W	Apr. 2	Hartford	2-1	W
Jan. 4	Pittsburgh	7-2	W	Apr. 4	@ Boston	3-5	L
Jan. 5	@ NY Islanders	7-3	W	Apr. 6	@ Toronto	5-2	W
Jan. 8	Hartford	4-4	T	Apr. 7	Montreal	4-5	L

** overtime decision ** Postponed from Jan. 22*

1984-85 | Regular Season Scoring

NO.	PLAYER	GP	G	A	PTS	+/-	PIM	PP	SH	GW	GT	SHOTS	PCT.
11	Gil Perreault	78	30	53	83	5	42	10	1	1	0	167	18.0
6	Phil Housley	73	16	53	69	13	28	3	0	4	0	187	8.6
25	Dave Andreychuk	64	31	30	61	-2	54	14	0	2	1	153	20.3
17	Mike Foligno	77	27	29	56	14	154	6	0	6	2	167	16.2
7	John Tucker	64	22	27	49	6	21	11	0	3	0	111	19.8
9	Gilles Hamel	80	18	30	48	-1	36	5	3	4	2	158	11.4
18	Paul Cyr	71	22	24	46	-5	63	5	0	1	2	168	13.1
12	Sean McKenna	65	20	16	36	-6	41	2	0	0	0	108	18.5
20	Brent Peterson	74	12	22	34	16	47	2	1	2	0	104	11.5
10	Craig Ramsay	79	12	21	33	17	16	0	0	1	0	70	17.1
16	Ric Seiling	73	16	15	31	28	86	2	3	3	0	118	13.6
5	Mike Ramsey	79	8	22	30	29	102	3	0	2	0	159	5.0
29	Mal Davis	47	17	9	26	-2	26	5	0	5	0	62	27.4
22	Lindy Ruff	39	13	11	24	-3	45	2	0	2	0	71	18.3
3	Hannu Virta	51	1	23	24	-1	16	0	0	0	0	57	1.8
26	Dave Maloney	52	1	21	22	17	41	0	0	0	0	36	2.8
24	Bill Hajt	57	5	13	18	32	14	1	1	0	1	53	9.4
27	Larry Playfair	72	3	14	17	-2	157	0	0	1	0	63	4.8
15	Adam Creighton	30	2	8	10	-7	33	1	0	0	0	20	10.0
23	Gates Orlando	11	3	6	9	3	6	1	0	0	0	22	13.6
31	Dave Fenyves	60	1	8	9	1	27	0	0	0	0	50	2.0
4	Jerry Korab	25	1	6	7	-8	29	0	0	1	0	30	3.3
32	Norm Lacombe	30	2	4	6	-3	25	0	0	0	0	30	6.7
4	Timo Jutila	10	1	5	6	-5	13	1	0	0	0	28	3.6
30	Tom Barrasso	54	0	6	6	0	41	0	0	0	0	0	0.0
19	Jim Wiemer	10	3	2	5	-5	4	2	0	0	0	22	13.6
26	Steve Patrick	14	2	2	4	-3	4	0	0	0	0	12	16.7
13	Jim Schoenfeld	34	0	3	3	-1	28	0	0	0	0	38	0.0
8	Bob Mongrain	8	1	1	2	1	0	0	0	0	0	10	10.0
14	Mike Moller	5	0	2	2	0	0	0	0	0	0	5	0.0
1	Jacques Cloutier	1	0	1	1	0	0	0	0	0	0	1	0.0
28	Bob Sauve	27	0	1	1	0	4	0	0	0	0	0	0.0
21	Claude Verret	3	0	0	0	-2	0	0	0	0	0	5	0.0
8	Real Cloutier	4	0	0	0	-2	0	0	0	0	0	6	0.0

NO.	PLAYER	GP	MIN	AVG.	W	L	T	EN	SO	GA	SA	PCT.
30	Tom Barrasso	54	3248	2.66	25	18	10	4	5	144	1274	.887
28	Bob Sauve	27	1564	3.22	13	10	3	1	0	84	581	.855
1	Jacques Cloutier	1	65	3.69	0	0	1	0	0	4	37	.892
	TEAM TOTALS	**80**	**4877**	**2.92**	**38**	**28**	**14**	**5**	**5**	**237**	**1892**	**.875**

1985-86 | 37-37-6, 5th place - Adams Division

Oct. 10	Hartford	4-5	L	Jan. 10	Toronto	9-7	W
Oct. 12	@ Minnesota	6-2	W	Jan. 11	@ Pittsburgh	3-3	T
Oct. 14	Detroit	6-1	W	Jan. 15	@ Chicago	2-4	L
Oct. 16	@ Montreal	6-0	W	Jan. 17	Montreal	5-4	W*
Oct. 18	Washington	1-4	L	Jan. 19	@ New Jersey	6-3	W
Oct. 19	@ Washington	2-2	T	Jan. 22	Winnipeg	6-3	W
Oct. 23	Montreal	4-5	L	Jan. 24	Chicago	3-5	L
Oct. 25	Vancouver	5-4	W	Jan. 25	@ Quebec	3-4	L
Oct. 27	Minnesota	3-2	W	Jan. 27	@ Montreal	1-4	L
Oct. 30	@ Calgary	2-4	L	Jan. 29	@ Winnipeg	3-5	L
Nov. 1	@ Edmonton	2-0	W	Jan. 31	NY Rangers	5-3	W
Nov. 2	@ Vancouver	2-6	L	Feb. 2	Quebec	5-3	W
Nov. 6	Winnipeg	7-3	W	Feb. 6	@ Boston	8-6	W
Nov. 8	St. Louis	5-4	W	Feb. 8	@ Hartford	4-2	W
Nov. 10	Calgary	5-1	W	Feb. 9	Edmonton	4-2	W
Nov. 13	Boston	6-4	W	Feb. 12	Philadelphia	0-4	L
Nov. 16	@ Quebec	1-3	L	Feb. 14	@ Calgary	3-3	T
Nov. 17	Toronto	3-5	L	Feb. 16	@ Edmonton	5-7	L
Nov. 19	@ Hartford	2-0	W	Feb. 19	Hartford	4-6	L
Nov. 22	Quebec	7-5	W	Feb. 21	NY Islanders	5-1	W
Nov. 25	Minnesota	3-4	L	Feb. 23	Washington	4-1	W
Nov. 27	@ Detroit	1-4	L	Feb. 26	@ Pittsburgh	2-5	L
Nov. 29	Montreal	2-5	L	Feb. 28	Quebec	2-6	L
Nov. 30	@ Toronto	2-3	L*	Mar. 1	@ Quebec	8-4	W
Dec. 4	@ St. Louis	6-3	W	Mar. 4	@ Philadelphia	6-4	W
Dec. 6	Pittsburgh	1-3	L	Mar. 5	@ Hartford	1-5	L
Dec. 8	@ Boston	3-3	T	Mar. 7	Hartford	2-6	L
Dec. 10	@ Quebec	3-7	L	Mar. 9	New Jersey	4-3	W
Dec. 13	Hartford	4-6	L	Mar. 11	@ St. Louis	2-3	L*
Dec. 15	Quebec	6-2	W	Mar. 12	@ Chicago	7-6	W
Dec. 17	@ NY Islanders	3-7	L	Mar. 15	@ Los Angeles	3-5	L
Dec. 18	@ NY Rangers	5-4	W	Mar. 19	@ Vancouver	4-3	W
Dec. 21	@ Montreal	1-3	L	Mar. 21	New Jersey	3-6	L
Dec. 22	Boston	5-3	W	Mar. 23	Los Angeles	6-1	W
Dec. 26	NY Rangers	6-1	W	Mar. 27	@ Philadelphia	1-0	W
Dec. 29	NY Islanders	4-3	W	Mar. 29	@ Boston	1-2	L
Dec. 31	Boston	6-6	T	Mar. 30	Boston	3-5	L
Jan. 2	@ Detroit	2-2	T	Apr. 1	@ Hartford	3-5	L
Jan. 4	@ Boston	0-4	L	Apr. 4	Montreal	4-2	W
Jan. 5	Los Angeles	2-3	L	Apr. 5	@ Montreal	2-4	L

** overtime decision*

1985-86 | Regular Season Scoring

NO.	PLAYER	GP	G	A	PTS	+/-	PIM	PP	SH	GW	GT	SHOTS	PCT.
25	Dave Andreychuk	80	36	51	87	3	61	12	0	3	0	225	16.0
17	Mike Foligno	79	41	39	80	25	168	7	1	4	0	223	18.4
7	John Tucker	75	31	34	65	0	39	8	0	3	0	146	21.2
6	Phil Housley	79	15	47	62	-9	54	7	0	2	0	180	8.3
11	Gil Perreault	72	21	39	60	-10	28	5	1	3	0	164	12.8
18	Paul Cyr	71	20	31	51	4	120	4	1	2	0	151	13.2
9	Gilles Hamel	77	19	25	44	-27	61	4	3	4	0	158	12.0
22	Lindy Ruff	54	20	12	32	8	158	5	1	4	0	131	15.3
5	Mike Ramsey	76	7	21	28	1	117	1	0	1	1	154	4.5
3	Hannu Virta	47	5	23	28	2	16	1	0	0	0	81	6.2
23	Gates Orlando	61	13	12	25	-7	29	1	2	1	0	70	18.6
16	Ric Seiling	69	12	13	25	-5	74	0	0	1	0	85	14.1
4	Steve Dykstra	65	4	21	25	1	108	1	1	0	0	70	5.7
15	Doug Smith	30	10	11	21	2	73	3	1	3	0	72	13.9
12	Sean McKenna	45	6	12	18	-8	28	1	0	2	0	83	7.2
24	Bill Hajt	58	1	16	17	17	25	0	0	0	0	42	2.4
32	Norm Lacombe	25	6	7	13	9	13	3	0	2	0	38	15.8
26	Pat Hughes	50	4	9	13	-6	25	0	0	0	0	51	7.8
14	Mikael Andersson	33	1	9	10	0	4	0	0	0	0	13	7.7
19	Bob Halkidis	37	1	9	10	-3	115	0	0	0	0	19	5.3
21	Richie Dunn	29	4	5	9	-5	25	4	0	0	0	55	7.3
20	Don Lever	29	7	1	8	-5	6	0	1	1	0	31	22.6
8	Dave Fenyves	47	0	7	7	12	37	0	0	0	0	31	0.0
12	Jody Gage	7	3	2	5	-3	0	3	0	0	0	18	16.7
26	Phil Russell	12	2	3	5	-8	12	0	0	0	0	15	13.3
28	Brian Engblom	30	1	4	5	3	16	0	0	0	0	24	4.2
30	Tom Barrasso	60	0	4	4	0	28	0	0	0	0	0	0.0
15	Chris Langevin	16	2	1	3	3	20	0	0	0	0	10	20.0
27	Larry Playfair	47	1	2	3	-8	100	0	0	0	0	35	2.9
29	Mal Davis	7	2	0	2	-1	4	2	0	0	0	5	40.0
34	Adam Creighton	20	1	1	2	-2	2	0	0	1	0	9	11.1
1	Jacques Cloutier	15	0	2	2	0	2	0	0	0	0	0	0.0
28	Paul Gardner	2	0	0	0	-3	0	0	0	0	0	4	0.0
28	Richard Hajdu	3	0	0	0	1	4	0	0	0	0	2	0.0
31	Joe Reekie	3	0	0	0	-2	14	0	0	0	0	1	0.0
33	Jim Hofford	5	0	0	0	-1	5	0	0	0	0	3	0.0
35	Daren Puppa	7	0	0	0	0	0	0	0	0	0	0	0.0

NO.	PLAYER	GP	MIN	AVG.	W	L	T	EN	SO	GA	SA	PCT.
30	Tom Barrasso	60	3561	3.61	29	24	5	5	2	214	1778	.879
1	Jacques Cloutier	15	872	3.37	5	9	1	2	1	49	428	.885
35	Daren Puppa	7	401	3.14	3	4	0	0	1	21	184	.886
	TEAM TOTALS	**80**	**4834**	**3.61**	**37**	**37**	**6**	**7**	**4**	**291**	**2390**	**.878**



Year-by-Year Results

> > > > record book

1986-87 | 28-44-8, 5th place - Adams Division

Oct. 9	@ Winnipeg	2-3	L	Jan. 8	@ Minnesota	4-5	L*
Oct. 11	@ Toronto	5-5	T	Jan. 10	@ Los Angeles	8-5	W
Oct. 12	Calgary	2-4	L	Jan. 14	Montreal	3-3	T
Oct. 15	Montreal	0-0	T	Jan. 17	@ Montreal	2-4	L
Oct. 17	Pittsburgh	3-7	L	Jan. 18	Edmonton	6-5	W*
Oct. 18	@ Washington	4-2	W	Jan. 20	@ Minnesota	0-5	L
Oct. 22	@ Pittsburgh	4-5	L*	Jan. 23	Washington	2-3	L
Oct. 24	Hartford	4-5	L	Jan. 24	@ Washington	6-3	W
Oct. 25	@ Hartford	2-3	L	Jan. 26	@ Boston	2-6	L
Oct. 29	@ Montreal	2-5	L	Jan. 28	Philadelphia	4-7	L
Nov. 1	@ New Jersey	3-1	W	Jan. 30	Quebec	3-1	W
Nov. 2	@ Boston	7-1	W	Feb. 1	Detroit	6-1	W
Nov. 5	Boston	8-3	W	Feb. 4	@ Hartford	3-1	W
Nov. 7	Vancouver	6-7	L	Feb. 7	@ Quebec	2-5	L
Nov. 9	NY Islanders	3-4	L	Feb. 8	Chicago	7-4	W
Nov. 12	@ NY Rangers	1-2	L*	Feb. 14	@ NY Islanders	5-1	W
Nov. 15	@ Montreal	2-4	L	Feb. 18	Boston	4-3	W
Nov. 19	Boston	4-4	T	Feb. 20	@ NY Rangers	6-3	W
Nov. 21	Quebec	1-6	L	Feb. 22	Hartford	5-3	W
Nov. 22	@ Quebec	1-3	L	Feb. 24	NY Rangers	3-6	L
Nov. 26	@ Hartford	0-3	L	Feb. 26	St. Louis	4-3	W
Nov. 28	Boston	4-3	W	Feb. 28	@ Boston	1-5	L
Nov. 29	@ Boston	2-6	L	Mar. 1	Vancouver	2-4	L
Dec. 2	Minnesota	4-5	L	Mar. 3	@ Philadelphia	2-4	L
Dec. 5	St. Louis	5-6	L	Mar. 5	New Jersey	6-4	W
Dec. 6	@ New Jersey	3-4	L	Mar. 7	@ Quebec	5-5	T
Dec. 9	@ Detroit	5-5	T	Mar. 8	Quebec	5-1	W
Dec. 10	@ Chicago	3-6	L	Mar. 11	@ Los Angeles	3-2	W
Dec. 13	@ Quebec	0-7	L	Mar. 13	@ Vancouver	4-6	L
Dec. 14	Hartford	4-3	W	Mar. 14	@ Edmonton	3-5	L
Dec. 17	@ Hartford	3-4	L	Mar. 17	@ Calgary	2-6	L
Dec. 19	Montreal	3-2	W	Mar. 20	Montreal	2-3	L
Dec. 20	@ Toronto	4-5	L*	Mar. 22	Detroit	3-2	W
Dec. 23	Philadelphia	2-1	W	Mar. 24	Toronto	5-6	L
Dec. 26	Pittsburgh	3-3	T	Mar. 26	Los Angeles	3-5	L
Dec. 28	Calgary	1-4	L	Mar. 28	@ Montreal	3-6	L
Dec. 31	Chicago	5-2	W	Mar. 29	Edmonton	2-3	L
Jan. 2	Winnipeg	3-6	L	Apr. 2	@ St. Louis	3-5	L
Jan. 4	Quebec	7-2	W	Apr. 4	@ NY Islanders	6-6	T
Jan. 7	@ Winnipeg	4-2	W	Apr. 5	Hartford	6-0	W

** overtime decision*

1986-87 | Regular Season Scoring

NO.	PLAYER	GP	G	A	PTS	+/-	PIM	PP	SH	GW	GT	SHOTS	PCT.
25	Dave Andreychuk	77	25	48	73	2	46	13	0	2	1	255	9.8
6	Phil Housley	78	21	46	67	-2	57	8	1	2	0	202	10.4
21	Christian Ruuttu	76	22	43	65	9	62	3	1	1	1	167	13.2
17	Mike Foligno	75	30	29	59	13	176	11	1	5	0	185	16.2
7	John Tucker	54	17	34	51	-3	21	4	0	0	1	104	16.3
38	Adam Creighton	56	18	22	40	4	26	6	0	3	0	109	16.5
15	Doug Smith	62	16	24	40	-	106	7	0	2	0	158	10.1
5	Mike Ramsey	80	8	31	39	1	109	2	1	0	0	154	5.2
27	Wilf Paiement	56	20	17	37	2	108	2	0	3	0	117	17.1
18	Paul Cyr	73	11	16	27	-16	122	0	0	1	0	131	8.4
39	Clark Gillies	61	10	17	27	0	81	1	0	2	0	106	9.4
9	Scott Arniel	63	11	14	25	-1	59	0	0	3	0	90	12.2
28	Tom Kurvers	55	6	17	23	-10	24	1	0	1	0	71	8.5
22	Lindy Ruff	50	6	14	20	-12	74	0	1	1	0	95	6.3
12	Ken Priestlay	34	11	6	17	3	8	3	0	0	0	49	22.4
11	Gil Perreault	20	9	7	16	-2	6	1	0	1	0	35	25.7
34	Jim Korn	52	4	10	14	-3	158	0	0	0	0	35	11.4
37	Shawn Anderson	41	2	11	13	0	23	0	0	0	0	26	7.7
32	Norm Lacombe	39	4	7	11	-9	8	1	0	0	1	48	8.3
26	Bob Logan	22	7	3	10	5	0	1	0	0	0	22	31.8
65	Mark Napier	15	5	5	10	-5	0	1	0	0	0	40	12.5
23	Gates Orlando	27	2	8	10	-6	16	0	0	0	0	24	8.3
31	Joe Reekie	56	1	8	9	6	82	0	0	0	0	56	1.8
29	Jeff Parker	15	3	3	6	1	7	0	0	0	0	10	30.0
20	Mike Hartman	17	3	3	6	2	69	0	0	0	0	19	15.8
20	Don Lever	10	3	2	5	-3	4	3	0	1	0	8	37.5
40	Uwe Krupp	26	1	4	5	-9	23	0	0	0	0	34	2.9
16	Paul Brydges	15	2	2	4	4	6	0	0	0	0	8	25.0
29	Mark Ferner	13	0	3	3	2	9	0	0	0	0	5	0.0
14	Mikael Andersson	16	0	3	3	-2	0	0	0	0	0	6	0.0
19	Bob Halkidis	6	1	1	2	3	19	0	0	0	0	4	25.0
26	Phil Russell	6	0	2	2	0	12	0	0	0	0	2	0.0
33	Lee Fogolin	9	0	2	2	-2	8	0	0	0	0	5	0.0
24	Bill Hajt	23	0	2	2	0	4	0	0	0	0	11	0.0
1	Jacques Cloutier	40	0	2	2	0	10	0	0	0	0	0	0.0
8	Dave Fenyves	7	1	0	1	-3	0	0	0	0	0	3	33.3
3	Richie Dunn	2	0	1	1	2	2	0	0	0	0	1	0.0
4	Steve Dykstra	37	0	1	1	-7	179	0	0	0	0	21	0.0
30	Tom Barrasso	46	0	1	1	0	22	0	0	0	0	0	0.0
8	Richard Hajdu	2	0	0	0	1	0	0	0	0	0	1	0.0
19	Doug Trapp	2	0	0	0	0	0	0	0	0	0	1	0.0
35	Daren Puppa	3	0	0	0	0	2	0	0	0	0	0	0.0
3	Jim Hofford	12	0	0	0	-1	40	0	0	0	0	8	0.0

NO.	PLAYER	GP	MIN	AVG.	W	L	T	EN	SO	GA	SA	PCT.
30	Tom Barrasso	46	2501	3.65	17	23	2	4	2	152	1202	.873
1	Jacques Cloutier	40	2167	3.79	11	19	5	1	0	137	1035	.868
35	Daren Puppa	3	185	4.22	0	2	1	1	0	13	80	.835
	TEAM TOTALS	80	4853	3.81	28	44	8	6	2	308	2317	.867

1987-88 | 37-32-11, 3rd place - Adams Division

Oct. 8	Minnesota	2-2	T	Jan. 8	Hartford	3-1	W
Oct. 10	@ Montreal	3-6	L	Jan. 10	NY Rangers	4-3	W
Oct. 11	Washington	6-5	W	Jan. 12	@ St. Louis	4-2	W
Oct. 13	@ Pittsburgh	3-8	L	Jan. 14	@ Philadelphia	1-3	L
Oct. 16	Quebec	2-2	T	Jan. 16	@ Boston	1-5	L
Oct. 17	@ Quebec	6-3	W	Jan. 17	NY Islanders	5-2	W
Oct. 21	Hartford	3-5	L	Jan. 20	Boston	5-3	W
Oct. 23	Montreal	5-3	W	Jan. 22	New Jersey	7-3	W
Oct. 24	@ Pittsburgh	3-5	L	Jan. 23	@ Washington	3-3	T
Oct. 28	@ Hartford	2-2	T	Jan. 25	@ New Jersey	5-2	W
Oct. 30	Los Angeles	5-1	W	Jan. 27	Montreal	1-4	L
Nov. 1	Chicago	5-3	W	Jan. 29	NY Islanders	2-5	L
Nov. 4	@ Los Angeles	5-4	W	Jan. 31	Winnipeg	4-4	T
Nov. 7	@ Edmonton	0-5	L	Feb. 2	@ Quebec	6-3	W
Nov. 8	@ Calgary	6-3	W	Feb. 5	Toronto	5-2	W
Nov. 11	@ Vancouver	4-4	T	Feb. 6	@ NY Islanders	4-6	L
Nov. 13	Minnesota	4-5	L	Feb. 12	@ Winnipeg	5-7	L
Nov. 15	Toronto	5-4	W	Feb. 14	@ Chicago	3-4	L*
Nov. 18	@ Hartford	1-9	L	Feb. 16	@ St. Louis	3-0	W
Nov. 20	Washington	5-3	W	Feb. 19	Philadelphia	4-5	L
Nov. 22	Los Angeles	5-8	L	Feb. 21	Quebec	5-6	L
Nov. 25	@ Philadelphia	2-5	L	Feb. 25	St. Louis	5-2	W
Nov. 27	Hartford	2-4	L	Feb. 27	@ Hartford	4-3	W
Nov. 29	Edmonton	2-5	L	Feb. 28	Winnipeg	5-3	W
Dec. 3	Quebec	6-3	W	Mar. 1	@ Detroit	0-4	L
Dec. 5	@ Hartford	1-2	L	Mar. 4	NY Rangers	6-3	W
Dec. 6	Vancouver	1-5	L	Mar. 6	Boston	3-0	W
Dec. 9	@ Chicago	6-2	W	Mar. 9	@ Minnesota	6-2	W
Dec. 12	@ Boston	3-3	T	Mar. 12	@ Calgary	4-10	L
Dec. 13	Calgary	1-7	L	Mar. 13	@ Vancouver	7-5	W
Dec. 18	Montreal	2-2	T	Mar. 15	@ Edmonton	4-6	L
Dec. 19	@ Montreal	2-1	W	Mar. 19	@ Boston	4-3	W
Dec. 22	@ Boston	0-9	L	Mar. 20	Boston	2-6	L
Dec. 23	@ Detroit	5-2	W	Mar. 22	@ NY Rangers	3-2	W
Dec. 27	Pittsburgh	3-3	T	Mar. 25	New Jersey	2-2	T
Dec. 29	@ Quebec	1-5	L	Mar. 27	Detroit	3-5	L
Dec. 31	Boston	0-2	L	Mar. 29	@ Quebec	3-1	W
Jan. 2	@ Toronto	6-4	W	Mar. 31	Hartford	3-2	W
Jan. 3	Quebec	2-1	W	Apr. 2	@ Montreal	4-9	L
Jan. 6	@ Montreal	6-5	W	Apr. 3	Montreal	4-4	T

** overtime decision*

1987-88 | Regular Season Scoring

NO.	PLAYER	GP	G	A	PTS	+/-	PIM	PP	SH	GW	GT	SHOTS	PCT.
25	Dave Andreychuk	80	30	48	78	1	112	15	0	5	0	253	11.9
21	Christian Ruuttu	73	26	45	71	-3	85	8	1	4	0	185	14.1
6	Phil Housley	74	29	37	66	-17	96	6	0	1	1	231	12.6
23	Ray Sheppard	74	38	27	65	-6	14	15	0	5	2	173	22.0
17	Mike Foligno	74	29	28	57	-11	220	10	0	7	1	159	18.2
77	Pierre Turgeon	76	14	28	42	-8	34	8	0	3	0	101	13.9
3	Calle Johansson	71	4	38	42	12	37	2	0	0	0	93	4.3
9	Scott Arniel	73	17	23	40	8	61	0	3	2	0	111	15.3
7	John Tucker	45	19	19	38	4	20	6	0	0	1	93	20.4
15	Doug Smith	70	9	19	28	-10	117	1	0	0	0	136	6.6
38	Adam Creighton	36	10	17	27	7	87	4	0	1	0	61	16.4
22	Lindy Ruff	77	2	23	25	-9	179	0	0	0	0	106	1.9
14	Mikael Andersson	37	3	20	23	7	10	0	1	1	0	34	8.8
5	Mike Ramsey	63	5	16	21	6	77	1	0	0	0	94	5.3
65	Mark Napier	47	10	8	18	-3	8	0	1	2	0	81	12.3
12	Ken Priestlay	33	5	12	17	-4	35	1	1	0	0	63	7.9
16	Mike Donnelly	40	6	8	14	-1	44	0	0	0	0	69	8.7
40	Uwe Krupp	75	2	9	11	-1	151	0	0	0	0	84	2.4
19	Kevin Maguire	46	4	6	10	-1	162	0	0	0	0	25	16.0
90	Clark Gillies	25	5	2	7	1	51	0	0	1	0	23	21.7
36	Jan Ludvig	13	1	6	7	1	65	0	0	0	0	13	7.7
26	Bob Logan	16	3	2	5	1	0	1	0	1	0	15	20.0
27	Joe Reekie	30	1	4	5	-3	68	0	0	0	0	23	4.3
20	Mike Hartman	18	3	1	4	-3	90	0	0	1	0	24	12.5
37	Shawn Anderson	23	1	2	3	-3	17	1	0	0	0	29	3.4
18	Bob Halkidis	30	0	3	3	6	115	0	0	0	0	26	0.0
8	Jim Jackson	5	2	0	2	0	0	1	0	1	0	11	18.2
29	Richie Dunn	12	2	0	2	-7	8	0	0	0	0	19	10.5
33	Benoit Hogue	3	1	1	2	3	0	0	0	1	0	3	33.3
8	Paul Cyr	20	1	1	2	-2	38	0	1	1	0	20	50.0
4	Steve Dykstra	27	1	1	2	-2	91	0	0	0	0	11	9.1
28	Jeff Parker	4	0	2	2	-1	2	0	0	0	0	0	0.0
32	Scott Metcalfe	1	0	1	1	-1	0	0	0	0	0	1	0.0
32	Don McSween	5	0	1	1	1	6	0	0	0	0	4	0.0
31	Daren Puppa	17	0	1	1	---	4	0	0	0	0	0	0.0
24	Ed Hospodar	42	0	1	1	-1	98	0	0	0	0	15	0.0
30	Tom Barrasso	54	0	1	1	---	50	0	0	0	0	0	0.0
33	Jody Gage	2	0	0	0	-2	0	0	0	0	0	1	0.0
1	Jacques Cloutier	20	0	0	0	---	11	0	0	0	0	0	0.0

NO.	PLAYER	GP	MIN	AVG.	W	L	T	EN	SO	GA	SA	PCT.
30	Tom Barrasso	54	3133	3.31	25	18	8	1	2	173	1658	.896
31	Daren Puppa	17	874	4.19	8	6	1	0	0	61	469	.870
1	Jacques Cloutier	20	851	4.72	4	8	2	3	0	67	450	.850
	TEAM TOTALS	80	4858	3.77	37	32	11	4	2	305	2577	.881



Year-by-Year Results

> > > > record book

1988-89 | 38-35-7, 3rd place - Adams Division

Oct. 6	Montreal	3-2	W	Jan. 6	@ New Jersey	4-5	L
Oct. 8	@ Washington	2-6	L	Jan. 7	@ Toronto	6-1	W
Oct. 9	@ Philadelphia	3-4	L*	Jan. 12	Chicago	6-5	W
Oct. 12	Pittsburgh	8-5	W	Jan. 14	@ Quebec	1-1	T
Oct. 14	@ Quebec	5-4	W	Jan. 15	Calgary	3-2	W
Oct. 16	Quebec	3-5	L	Jan. 18	Minnesota	3-3	T
Oct. 19	@ Toronto	2-4	L	Jan. 21	@ Boston	6-5	W*
Oct. 21	Montreal	5-3	W	Jan. 22	Boston	6-4	W
Oct. 22	@ Montreal	3-4	L	Jan. 25	@ Detroit	6-3	W
Oct. 25	@ New Jersey	7-4	W	Jan. 27	Montreal	4-2	W
Oct. 26	Hartford	1-7	L	Jan. 28	@ Montreal	1-2	L
Oct. 29	@ Boston	3-3	T	Jan. 31	@ Hartford	5-3	W
Oct. 30	Boston	3-3	T	Feb. 2	@ St. Louis	3-7	L
Nov. 2	NY Rangers	6-4	W	Feb. 4	@ Los Angeles	3-5	L
Nov. 4	@ Edmonton	3-7	L	Feb. 9	@ Hartford	2-5	L
Nov. 5	@ Calgary	0-9	L	Feb. 10	Vancouver	4-5	L
Nov. 9	Calgary	3-2	W	Feb. 12	St. Louis	5-2	W
Nov. 12	@ NY Islanders	3-0	W	Feb. 14	@ Pittsburgh	3-7	L
Nov. 13	Edmonton	4-5	L*	Feb. 15	New Jersey	5-3	W
Nov. 16	@ Chicago	2-3	L	Feb. 17	Pittsburgh	5-1	W
Nov. 19	@ Los Angeles	4-5	L	Feb. 19	Detroit	8-4	W
Nov. 22	@ Vancouver	2-4	L	Feb. 22	NY Islanders	7-5	W
Nov. 25	Chicago	5-4	W*	Feb. 24	Winnipeg	5-4	W
Nov. 27	Philadelphia	7-3	W	Feb. 25	@ Montreal	1-6	L
Nov. 30	Quebec	6-2	W	Mar. 1	Los Angeles	4-5	L
Dec. 2	Hartford	1-6	L	Mar. 4	@ Quebec	2-6	L
Dec. 3	@ Montreal	2-3	L*	Mar. 5	Quebec	2-8	L
Dec. 6	@ Hartford	0-9	L	Mar. 8	@ NY Rangers	2-0	W
Dec. 8	@ Boston	4-2	W	Mar. 11	@ Boston	6-6	T
Dec. 11	Washington	4-6	L	Mar. 12	Boston	3-2	W
Dec. 14	@ Winnipeg	3-4	L	Mar. 16	@ Hartford	6-1	W
Dec. 15	@ Minnesota	2-2	T	Mar. 18	@ Minnesota	0-3	L
Dec. 19	Edmonton	5-5	T	Mar. 20	@ Winnipeg	4-1	W
Dec. 21	@ NY Rangers	5-2	W	Mar. 22	St. Louis	1-2	L
Dec. 23	Toronto	5-2	W	Mar. 24	Vancouver	5-2	W
Dec. 26	Boston	2-1	W	Mar. 25	@ Quebec	1-4	L
Dec. 28	Detroit	4-1	W	Mar. 28	Hartford	4-2	W
Dec. 30	@ Washington	3-5	L	Mar. 30	Montreal	2-4	L
Dec. 31	Philadelphia	2-3	L	Apr. 1	@ NY Islanders	4-3	W
Jan. 4	Hartford	4-5	L*	Apr. 2	Quebec	4-2	W

** overtime decision*

1988-89 | Regular Season Scoring

NO.	PLAYER	GP	G	A	PTS	+/-	PIM	PP	SH	GW	GT	SHOTS	PCT.
77	Pierre Turgeon	80	34	54	88	-3	26	19	0	5	0	182	18.7
6	Phil Housley	72	26	44	70	6	47	5	0	3	0	178	14.6
21	Christian Ruuttu	67	14	46	60	13	98	5	0	1	0	149	9.4
25	Dave Andreychuk	56	28	24	52	1	40	7	0	3	0	145	19.3
17	Mike Foligno	75	27	22	49	-7	156	11	0	5	1	144	18.8
8	Doug Bodger	61	7	40	47	9	52	6	0	1	0	134	5.2
33	Benoit Hogue	69	14	30	44	-4	120	1	2	0	0	114	12.3
7	John Tucker	60	13	31	44	-4	31	3	0	1	0	94	13.8
23	Ray Sheppard	67	22	21	43	-7	15	7	0	4	1	147	15.0
9	Scott Arniel	80	18	23	41	10	46	0	2	3	1	122	14.8
22	Rick Vaive	28	19	13	32	7	64	7	0	3	0	81	23.5
65	Mark Napier	66	11	17	28	-4	33	0	2	1	0	92	12.0
29	Jeff Parker	57	9	9	18	3	82	0	0	2	0	78	11.5
19	Kevin Maguire	60	8	10	18	9	241	0	0	2	0	35	22.9
4	Uwe Krupp	70	5	13	18	0	55	0	1	0	0	51	9.8
20	Mike Hartman	70	8	9	17	8	316	1	0	0	0	91	8.8
38	Adam Creighton	24	7	10	17	-5	44	3	0	1	0	42	16.7
22	Lindy Ruff	63	6	11	17	-17	86	0	0	0	0	69	8.7
5	Mike Ramsey	56	2	14	16	5	84	0	0	1	0	63	3.2
3	Calle Johansson	47	2	11	13	-7	33	0	0	1	0	53	3.8
37	Shawn Anderson	33	2	10	12	3	18	2	0	0	0	26	7.7
16	Mike Donnelly	22	4	6	10	-1	10	0	0	0	0	25	16.0
3	Grant Ledyard	13	1	5	6	1	8	0	0	1	0	25	4.0
55	Joe Reekie	15	1	3	4	6	26	1	0	0	0	14	7.1
31	Daren Puppa	37	0	4	4	---	12	0	0	0	0	0	0.0
30	Tom Barrasso	10	0	3	3	---	21	0	0	0	0	0	0.0
27	Larry Playfair	42	0	3	3	-10	110	0	0	0	0	6	0.0
56	Ken Priestlay	15	2	0	2	-8	2	0	0	0	0	20	10.0
32	Scott Metcalfe	9	1	1	2	-1	13	0	0	0	0	11	9.1
36	Jan Ludvig	13	0	2	2	-1	39	0	0	0	0	11	0.0
1	Jacques Cloutier	36	0	2	2	---	6	0	0	0	0	0	0.0
26	Richie Dunn	4	0	1	1	-1	2	0	0	0	0	2	0.0
14	Mikael Andersson	14	0	1	1	-1	4	0	0	0	0	12	0.0
18	Bob Halkidis	16	0	1	1	-1	66	0	0	0	0	9	0.0
39	Trent Kaese	1	0	0	0	0	0	0	0	0	0	5	0.0
28	Mark Ferner	2	0	0	0	-2	2	0	0	0	0	0	0.0
34	Darren Eliot	2	0	0	0	---	0	0	0	0	0	0	0.0
26	Darrin Shannon	3	0	0	0	-2	0	0	0	0	0	0	0.0
24	Steve Smith	3	0	0	0	0	0	0	0	0	0	2	0.0
35	Darcy Wakaluk	6	0	0	0	---	0	0	0	0	0	0	0.0
30	Clint Malarchuk	7	0	0	0	---	2	0	0	0	0	0	0.0
44	Brad Miller	7	0	0	0	-1	6	0	0	0	0	0	0.0

NO.	PLAYER	GP	MIN	AVG.	W	L	T	EN	SO	GA	SA	PCT.
31	Daren Puppa	37	1908	3.36	17	10	6	1	1	107	961	.889
1	Jacques Cloutier	36	1786	3.63	15	14	0	1	0	108	857	.874
30	Clint Malarchuk	7	326	2.39	3	1	1	0	1	13	142	.908
30	Tom Barrasso	10	545	4.95	2	7	0	1	0	45	285	.842
35	Darcy Wakaluk	6	214	4.21	1	3	0	1	0	15	90	.831
34	Darren Eliot	2	67	6.27	0	0	0	0	0	7	43	.837
	TEAM TOTALS	**80**	**4855**	**3.70**	**38**	**35**	**7**	**4**	**2**	**299**	**2378**	**.874**

1989-90 | 45-27-8, 2nd place - Adams Division

Oct. 5	Quebec	4-3	W	Jan. 2	@ New Jersey	3-5	L
Oct. 7	@ Montreal	1-5	L	Jan. 6	@ Montreal	3-6	L
Oct. 8	Minnesota	2-2	T	Jan. 7	Boston	1-2	L
Oct. 11	@ Toronto	7-1	W	Jan. 11	@ Calgary	3-5	L
Oct. 13	Hartford	4-1	W	Jan. 13	@ Vancouver	5-3	W
Oct. 14	@ Detroit	2-6	L	Jan. 16	@ Los Angeles	4-2	W
Oct. 18	@ Hartford	1-2	L	Jan. 19	Washington	3-6	L
Oct. 20	Montreal	6-2	W	Jan. 23	@ Philadelphia	3-2	W
Oct. 21	@ Pittsburgh	4-2	W	Jan. 24	@ Chicago	3-2	W
Oct. 25	@ Minnesota	2-4	L	Jan. 26	Chicago	2-4	L
Oct. 27	Toronto	6-5	W*	Jan. 28	Pittsburgh	7-2	W
Oct. 29	Boston	4-3	W	Jan. 30	@ Quebec	5-2	W
Nov. 2	@ Montreal	4-3	W	Jan. 31	Quebec	6-3	W
Nov. 4	@ Boston	3-3	T	Feb. 3	@ Montreal	0-1	L
Nov. 5	Los Angeles	5-3	W	Feb. 4	NY Islanders	0-1	L
Nov. 8	@ Hartford	6-3	W	Feb. 7	Montreal	3-1	W
Nov. 10	Vancouver	4-2	W	Feb. 9	NY Rangers	3-2	W
Nov. 12	Edmonton	6-5	W	Feb. 11	@ St. Louis	2-4	L
Nov. 16	@ Calgary	4-4	T	Feb. 13	@ Chicago	1-4	L
Nov. 17	@ Edmonton	0-3	L	Feb. 16	Montreal	5-3	W
Nov. 19	@ Vancouver	2-2	T	Feb. 18	Hartford	4-6	L
Nov. 22	NY Rangers	4-1	W	Feb. 20	@ Winnipeg	4-3	W*
Nov. 25	@ Quebec	3-2	W	Feb. 21	@ Edmonton	3-7	L
Nov. 26	Hartford	4-2	W	Feb. 23	Hartford	7-3	W
Nov. 28	@ Hartford	4-2	W	Feb. 25	Winnipeg	3-1	W
Nov. 30	@ Boston	1-5	L	Feb. 27	@ St. Louis	1-4	L
Dec. 1	New Jersey	6-4	W	Mar. 3	@ Quebec	3-3	T
Dec. 3	St. Louis	4-3	W	Mar. 4	Quebec	5-3	W
Dec. 5	@ NY Islanders	0-3	L	Mar. 6	@ Washington	1-1	T
Dec. 7	@ Philadelphia	3-4	L*	Mar. 8	@ Boston	10-4	W
Dec. 10	Washington	4-3	W	Mar. 10	@ Hartford	5-0	W
Dec. 13	Boston	2-4	L	Mar. 14	Los Angeles	5-6	L*
Dec. 16	@ Boston	3-1	W	Mar. 16	Toronto	3-4	L
Dec. 17	Philadelphia	4-3	W	Mar. 18	Winnipeg	4-3	W*
Dec. 20	@ NY Rangers	2-2	T	Mar. 21	Calgary	5-4	W
Dec. 22	Montreal	2-2	T	Mar. 25	New Jersey	3-4	L
Dec. 23	@ Quebec	6-5	W	Mar. 27	@ Detroit	6-5	W
Dec. 26	Detroit	6-3	W	Mar. 29	Minnesota	4-2	W
Dec. 29	Boston	3-4	L*	Mar. 31	@ Pittsburgh	3-2	W*
Dec. 31	NY Islanders	2-4	L	Apr. 1	Quebec	5-2	W

** overtime decision*

1989-90 | Regular Season Scoring

NO.	PLAYER	GP	G	A	PTS	+/-	PIM	PP	SH	GW	GT	SHOTS	PCT.
77	Pierre Turgeon	80	40	66	106	10	29	17	1	10	1	193	20.7
25	Dave Andreychuk	73	40	42	82	6	42	18	0	3	0	206	19.4
6	Phil Housley	80	21	60	81	11	32	8	1	4	0	201	10.4
21	Christian Ruuttu	75	19	41	60	9	66	4	1	2	1	160	11.9
22	Rick Vaive	70	29	19	48	9	74	8	0	4	0	195	14.9
8	Doug Bodger	71	12	36	48	0	64	8	0	1	0	167	7.2
89	Alexander Mogilny	65	15	28	43	8	16	4	0	2	1	130	11.5
17	Mike Foligno	61	15	25	40	13	99	3	0	1	1	107	14.0
9	Scott Arniel	79	18	14	32	4	77	1	1	4	0	123	14.6
18	Dave Snuggerud	80	14	16	30	8	41	1	2	2	0	120	11.7
5	Mike Ramsey	73	4	21	25	21	47	1	0	2	0	91	4.4
4	Uwe Krupp	74	3	20	23	15	85	0	1	1	0	69	4.3
20	Mike Hartman	60	11	10	21	-10	211	2	0	3	0	97	11.3
33	Benoit Hogue	45	11	7	18	0	79	1	0	1	0	73	15.1
19	Kevin Maguire	61	6	9	15	-3	115	0	0	1	0	62	9.7
3	Grant Ledyard	67	2	13	15	2	37	0	0	1	0	91	2.2
56	Ken Priestlay	35	7	7	14	-1	14	1	0	1	0	66	10.6
26	Dean Kennedy	80	2	12	14	-12	53	0	0	0	0	51	3.9
29	Jeff Parker	61	4	5	9	-9	70	0	0	0	0	61	6.6
16	Darrin Shannon	17	2	7	9	6	4	0	0	0	0	20	10.0
23	Ray Sheppard	18	4	2	6	3	0	1	0	1	0	31	12.9
37	Shawn Anderson	16	1	3	4	2	8	0	0	0	0	16	6.3
31	Daren Puppa	56	0	4	4	0	4	0	0	0	0	0	0.0
32	Rob Ray	27	2	1	3	-2	99	0	0	0	0	20	10.0
7	John Tucker	8	1	2	3	-3	2	1	0	0	0	8	12.5
7	Mike Donnelly	12	1	2	3	-4	8	0	0	0	0	20	5.0
42	Bob Corkum	8	2	0	2	2	4	0	0	1	0	6	33.3
30	Clint Malarchuk	29	0	2	2	0	14	0	0	0	0	0	0.0
24	Jay Wells	1	0	1	1	1	0	0	0	0	0	0	0.0
27	Larry Playfair	4	0	1	1	-2	2	0	0	0	0	0	0.0
14	Steve Ludzik	11	0	1	1	-2	6	0	0	0	0	15	0.0
43	Francois Guay	1	0	0	0	0	0	0	0	0	0	0	0.0
55	Reed Larson	1	0	0	0	1	0	0	0	0	0	1	0.0
44	Brad Miller	1	0	0	0	1	0	0	0	0	0	0	0.0
15	Kevin Haller	2	0	0	0	0	0	0	0	0	0	1	0.0
40	Mitch Molloy	2	0	0	0	0	10	0	0	0	0	0	0.0
36	Darcy Loewen	4	0	0	0	-3	4	0	0	0	0	1	0.0
39	Don McSween	4	0	0	0	-3	6	0	0	0	0	4	0.0
28	Dale DeGray	6	0	0	0	-4	6	0	0	0	0	5	0.0
12	Scott Metcalfe	7	0	0	0	0	5	0	0	0	0	5	0.0

NO.	PLAYER	GP	MIN	AVG.	W	L	T	EN	SO	GA	SA	PCT.
31	Daren Puppa	56	3241	2.89	31	16	6	2	1	156	1610	.903
30	Clint Malarchuk	29	1596	3.35	14	11	2	1	0	89	914	.903
	TEAM TOTALS	**80**	**4850**	**3.07**	**45**	**27**	**8**	**3**	**1**	**248**	**2524**	**.902**



Year-by-Year Results

> > > > record book

1990-91 | 31-30-19, 3rd place - Adams Division

Oct. 4	Montreal	3-3	T	Jan. 4	Winnipeg	4-1	W
Oct. 6	@ Montreal	5-6	L	Jan. 8	@ Vancouver	3-3	T
Oct. 10	@ Hartford	3-4	L	Jan. 10	@ Los Angeles	2-5	L
Oct. 12	Quebec	2-4	L	Jan. 12	@ Minnesota	5-3	W
Oct. 13	@ Quebec	4-4	T	Jan. 14	@ Toronto	9-3	W
Oct. 17	Montreal	3-4	L	Jan. 16	Detroit	5-3	W
Oct. 19	Pittsburgh	4-4	T	Jan. 22	Boston	6-4	W
Oct. 20	@ NY Islanders	3-1	W	Jan. 24	@ Chicago	5-4	W
Oct. 25	@ New Jersey	1-5	L	Jan. 26	@ Montreal	1-4	L
Oct. 27	@ Toronto	3-1	W	Jan. 27	Calgary	4-5	L
Oct. 28	Hartford	5-0	W	Jan. 29	@ St. Louis	3-8	L
Oct. 31	Boston	3-3	T	Jan. 31	Quebec	1-4	L
Nov. 3	@ Boston	4-1	W	Feb. 3	Edmonton	2-3	L
Nov. 4	Calgary	2-1	W	Feb. 6	St. Louis	4-5	L*
Nov. 7	@ NY Rangers	2-6	L	Feb. 8	Los Angeles	4-4	T
Nov. 9	Vancouver	7-1	W	Feb. 10	@ Winnipeg	2-0	W
Nov. 10	@ Washington	4-2	W	Feb. 12	@ Quebec	4-4	T
Nov. 14	@ Los Angeles	2-4	L	Feb. 13	Minnesota	6-6	T
Nov. 16	@ Edmonton	2-4	L	Feb. 15	Montreal	2-2	T
Nov. 17	@ Calgary	3-3	T	Feb. 17	Toronto	0-3	L
Nov. 21	NY Rangers	5-5	T	Feb. 19	@ Pittsburgh	3-6	L
Nov. 23	Edmonton	3-2	W*	Feb. 23	@ Hartford	5-4	W
Nov. 26	@ NY Rangers	0-5	L	Feb. 24	Hartford	5-5	T
Nov. 28	@ Montreal	2-1	W	Feb. 26	@ NY Islanders	1-1	T
Dec. 1	@ Quebec	2-4	L	Feb. 28	@ Quebec	5-1	W
Dec. 2	Detroit	3-3	T	Mar. 2	@ Boston	7-4	W
Dec. 6	@ Philadelphia	4-3	W	Mar. 6	New Jersey	3-3	T
Dec. 7	Hartford	3-4	L*	Mar. 8	Chicago	3-5	L
Dec. 9	Boston	2-3	L	Mar. 10	Vancouver	5-7	L
Dec. 11	@ Detroit	3-8	L	Mar. 12	@ Minnesota	2-5	L
Dec. 14	Pittsburgh	3-4	L	Mar. 13	@ Winnipeg	6-2	W
Dec. 16	St. Louis	3-5	L	Mar. 16	@ Montreal	4-6	L
Dec. 18	@ Hartford	4-3	W*	Mar. 17	Hartford	6-1	W
Dec. 20	@ Boston	1-4	L	Mar. 20	Montreal	3-2	W*
Dec. 23	Quebec	10-3	W	Mar. 23	@ Boston	3-6	L
Dec. 26	Boston	3-3	T	Mar. 24	Philadelphia	6-2	W
Dec. 28	Chicago	5-0	W	Mar. 26	@ Washington	4-2	W
Dec. 29	@ New Jersey	4-4	T	Mar. 28	Quebec	4-4	T
Dec. 31	Philadelphia	5-2	W	Mar. 30	@ Hartford	5-5	T
Jan. 2	NY Islanders	5-4	W	Mar. 31	Washington	5-2	W

** overtime decision*

1990-91 | Regular Season Scoring

NO.	PLAYER	GP	G	A	PTS	+/-	PIM	PP	SH	GW	GT	SHOTS	PCT.
10	Dale Hawerchuk	80	31	58	89	2	32	12	0	1	1	194	16.0
77	Pierre Turgeon	78	32	47	79	14	26	13	2	3	0	174	18.4
25	Dave Andreychuk	80	36	33	69	11	32	13	0	4	3	234	15.4
89	Alexander Mogilny	62	30	34	64	14	16	3	3	5	0	201	14.9
22	Rick Vaive	71	25	27	52	11	74	9	0	3	1	155	16.1
21	Christian Ruuttu	77	16	34	50	-6	96	2	3	1	1	155	10.3
33	Benoit Hogue	76	19	28	47	-8	74	1	0	2	2	134	14.2
4	Uwe Krupp	74	12	32	44	14	66	6	0	0	2	138	8.7
3	Grant Ledyard	60	8	23	31	13	46	2	1	1	1	118	6.8
8	Doug Bodger	58	5	23	28	-8	54	2	0	0	0	139	3.6
18	Dave Snuggerud	80	9	15	24	-13	32	0	4	2	0	128	7.0
42	Mikko Makela	60	15	7	22	-2	25	2	2	1	1	62	24.2
5	Mike Ramsey	71	6	14	20	14	46	0	0	1	0	87	6.9
32	Rob Ray	66	8	8	16	-11	350	0	0	1	0	54	14.8
16	Darrin Shannon*	34	8	6	14	-11	12	1	0	0	1	56	14.3
26	Dean Kennedy	64	4	8	12	5	119	0	0	2	0	46	8.7
20	Mike Hartman	60	9	2	11	-10	204	2	0	1	0	65	13.8
17	Mike Foligno	31	4	5	9	4	42	0	0	0	1	27	14.8
41	Ken Sutton*	15	3	6	9	2	13	2	0	0	0	26	11.5
7	Kevin Haller*	21	1	8	9	9	20	1	0	0	0	42	2.4
15	Lou Franceschetti	35	1	8	9	2	26	0	0	1	0	20	5.0
19	Tony Tanti	10	1	7	8	2	6	0	0	0	0	19	5.3
28	Donald Audette*	8	4	3	7	-1	4	2	0	1	0	17	23.5
7	John Tucker	18	1	3	4	0	4	0	0	0	0	16	6.3
30	Clint Malarchuk	37	0	4	4	0	19	0	0	0	0	0	0.0
31	Daren Puppa	38	0	4	4	0	6	0	0	0	0	0	0.0
12	Greg Paslawski	12	2	1	3	0	4	0	0	1	0	9	22.2
9	Greg Brown*	39	1	2	3	-	35	0	0	0	0	26	3.8
24	Jay Wells	43	1	2	3	-18	86	0	0	0	0	36	2.8
37	Bill Houlder	7	0	2	2	-2	4	0	0	0	0	7	0.0
23	Jiri Sejba	11	0	2	2	-5	8	0	0	0	0	10	0.0
38	Joel Savage*	3	0	1	1	-2	0	0	0	0	0	2	0.0
39	Brian Curran	17	0	1	1	-3	43	0	0	0	0	7	0.0
34	Dave Littman*	1	0	0	0	0	0	0	0	0	0	0	0.0
36	Darcy Loewen*	6	0	0	0	-4	8	0	0	0	0	2	0.0
44	Brad Miller*	13	0	0	0	-1	67	0	0	0	0	4	0.0
35	Darcy Wakaluk*	16	0	0	0	0	2	0	0	0	0	0	0.0

NO.	PLAYER	GP	MIN	AVG.	W	L	T	EN	SO	GA	SA	PCT.
31	Daren Puppa	38	2092	3.38	15	11	6	0	2	118	1029	.885
30	Clint Malarchuk	37	2131	3.35	12	14	10	1	1	119	1090	.891
35	Darcy Wakaluk*	16	630	3.33	4	5	3	2	0	35	292	.880
34	Dave Littman*	1	36	5.00	0	0	0	0	0	3	18	.833
	TEAM TOTALS	**80**	**4902**	**3.40**	**31**	**30**	**19**	**3**	**3**	**278**	**2432**	**.886**

** - rookie*

1991-92 | 31-37-12, 3rd place - Adams Division

Oct. 4	Pittsburgh	4-5	L	Jan. 8	Quebec	4-2	W
Oct. 5	@ Washington	1-3	L	Jan. 10	Edmonton	8-2	W
Oct. 9	Boston	4-4	T	Jan. 12	NY Rangers	6-3	W
Oct. 12	@ Quebec	5-4	W	Jan. 14	@ NY Rangers	2-6	L
Oct. 13	Vancouver	1-3	L	Jan. 15	@ New Jersey	8-8	T
Oct. 16	@ Montreal	1-5	L	Jan. 21	@ St. Louis	4-5	L
Oct. 18	Montreal	3-1	W	Jan. 23	@ Pittsburgh	5-4	W*
Oct. 19	@ Hartford	1-4	L	Jan. 25	@ Montreal	4-3	W
Oct. 25	San Jose	3-1	W	Jan. 26	Winnipeg	5-2	W
Oct. 27	Hartford	5-1	W	Jan. 29	@ Detroit	4-4	T
Oct. 30	@ Detroit	1-3	L	Jan. 31	Montreal	5-3	W
Nov. 1	Montreal	1-5	L	Feb. 1	@ Boston	2-2	T
Nov. 2	@ Montreal	0-5	L	Feb. 4	Washington	7-3	W
Nov. 7	@ Philadelphia	2-5	L	Feb. 7	Minnesota	0-2	L
Nov. 8	Philadelphia	4-3	W*	Feb. 9	Los Angeles	4-5	L
Nov. 12	@ San Jose	7-1	W	Feb. 11	@ Hartford	1-5	L
Nov. 14	@ Los Angeles	2-2	T	Feb. 12	Detroit	4-9	L
Nov. 16	@ Calgary	5-4	W	Feb. 14	San Jose	7-6	W
Nov. 20	Boston	3-1	W	Feb. 16	Hartford	5-4	W
Nov. 22	Chicago	2-0	W	Feb. 19	@ Vancouver	5-6	L
Nov. 23	@ Boston	4-7	L	Feb. 23	@ Edmonton	2-5	L
Nov. 27	Quebec	4-4	T	Feb. 25	@ Calgary	5-3	W
Nov. 29	NY Rangers	4-5	L*	Feb. 29	@ Pittsburgh	2-5	L
Nov. 30	@ Quebec	3-4	L	Mar. 1	Chicago	1-3	L
Dec. 4	@ Winnipeg	4-5	L	Mar. 3	@ Quebec	4-4	T
Dec. 7	@ Hartford	6-6	T	Mar. 6	New Jersey	5-4	W
Dec. 8	Calgary	2-4	L	Mar. 8	NY Islanders	2-6	L
Dec. 11	St. Louis	3-6	L	Mar. 11	Boston	6-3	W
Dec. 13	Hartford	4-8	L	Mar. 14	@ NY Islanders	1-4	L
Dec. 14	@ Montreal	2-4	L	Mar. 15	Quebec	6-4	W
Dec. 18	Washington	2-2	T	Mar. 17	@ Minnesota	1-3	L
Dec. 20	Edmonton	4-4	T	Mar. 19	@ Los Angeles	8-2	W
Dec. 21	@ Toronto	4-1	W	Mar. 22	@ Chicago	6-2	W
Dec. 23	@ Hartford	3-4	L	Mar. 25	Toronto	5-2	W
Dec. 27	Boston	8-1	W	Mar. 28	@ Boston	3-4	L*
Dec. 28	@ New Jersey	0-3	L	Mar. 29	Hartford	2-2	T
Dec. 31	St. Louis	4-3	W	Mar. 31	@ Minnesota	3-5	L
Jan. 3	NY Islanders	5-2	W	Apr. 12	Montreal	3-1	W
Jan. 4	@ Boston	2-4	L	Apr. 14	@ Quebec	3-7	L
Jan. 7	@ Philadelphia	5-5	T	Apr. 15	Quebec	3-4	L

** overtime decision*

1991-92 | Regular Season Scoring

NO.	PLAYER	GP	G	A	PTS	+/-	PIM	PP	SH	GW	GT	SHOTS	PCT.
10	Dale Hawerchuk	77	23	75	98	-22	27	13	0	4	0	242	9.5
16	Pat LaFontaine	57	46	47	93	10	98	23	0	5	1	203	22.7
25	Dave Andreychuk	80	41	50	91	-9	71	28	0	2	2	337	12.2
89	Alexander Mogilny	67	39	45	84	7	73	15	0	2	0	236	16.5
28	Donald Audette	63	3	17	48	-1	75	5	0	6	1	153	20.3
8	Doug Bodger	73	11	35	46	1	108	4	0	1	0	180	6.1
15	Randy Wood	70	20	16	36	-9	65	7	1	3	0	185	10.8
19	Tony Tanti	70	15	16	31	-4	100	6	1	0	1	133	11.3
21	Christian Ruuttu	70	4	21	25	-7	76	0	2	1	0	108	3.7
7	Kevin Haller	58	6	15	21	-13	75	2	0	1	0	76	7.9
3	Grant Ledyard	50	5	16	21	-4	45	0	0	0	0	87	5.7
41	Ken Sutton	64	2	18	20	5	71	0	0	0	0	81	2.5
18	Dave Snuggerud	55	3	15	18	-3	36	0	0	0	0	75	4.0
27	Brad May	69	11	6	17	-12	309	1	0	3	0	82	13.4
5	Mike Ramsey	66	3	14	17	8	67	0	0	1	0	55	5.5
17	Colin Patterson	52	4	8	12	-4	30	0	2	0	0	33	12.1
24	Jay Wells	41	2	9	11	-3	157	0	0	0	0	26	7.7
32	Rob Ray	63	5	3	8	-9	354	0	0	0	0	29	17.2
77	Pierre Turgeon	8	2	6	8	-1	4	0	0	0	0	14	14.3
7	Petr Svoboda	13	1	6	7	-8	52	0	0	0	0	23	4.3
14	Dave Hannan	12	2	4	6	1	48	0	2	0	1	8	25.0
29	Bob Corkum	20	2	4	6	-9	21	0	0	0	0	23	8.7
34	Gord Donnelly	67	2	3	5	-7	305	0	0	1	0	25	8.0
44	Brad Miller	42	1	4	5	-5	192	0	0	0	0	30	3.3
18	Wayne Presley	12	2	2	4	2	57	0	0	1	0	21	9.5
22	Rick Vaive	21	1	3	4	-2	14	0	0	0	0	25	4.0
24	Randy Moller	13	1	2	3	1	59	0	0	0	0	19	5.3
26	Keith Carney	14	1	2	3	-3	18	1	0	0	0	17	5.9
4	Uwe Krupp	8	2	0	2	0	6	0	0	0	0	13	15.4
35	Tom Draper*	26	0	2	2	0	2	0	0	0	0	0	0.0
47	Bill Houlder	10	1	0	1	-2	8	0	0	0	0	18	5.6
16	Darrin Shannon	1	0	1	1	1	0	0	0	0	0	2	0.0
33	Benoit Hogue	3	0	1	1	0	0	0	0	0	0	6	0.0
14	Jody Gage	9	0	1	1	-1	2	0	0	0	0	9	0.0
23	Randy Hillier	28	0	1	1	-14	48	0	0	0	0	18	0.0
37	Lou Franceschetti	1	0	0	0	0	0	0	0	0	0	0	0.0
1	David Littman*	1	0	0	0	---	0	0	0	0	0	0	0.0
12	Peter Ciavaglia*	2	0	0	0	1	0	0	0	0	0	1	0.0
36	Darcy Loewen	2	0	0	0	0	2	0	0	0	0	1	0.0
39	Brian Curran	3	0	0	0	0	14	0	0	0	0	1	0.0
20	Dave McLlwain	5	0	0	0	-3	2	0	0	0	0	5	0.0
30	Clint Malarchuk	29	0	0	0	---	6	0	0	0	0	0	0.0
31	Daren Puppa	33	0	0	0	---	2	0	0	0	0	0	0.0

NO.	PLAYER	GP	MIN	AVG.	W	L	T	EN	SO	GA	SA	PCT.
31	Daren Puppa	33	1757	3.89	11	14	4	1	0	114	932	.878
35	Tom Draper	26	1403	3.21	10	9	5	2	1	75	712	.895
30	Clint Malarchuk	29	1639	3.73	10	13	3	1	0	102	903	.887
1	David Littman*	1	60	4.00	0	1	0	0	0	4	29	.862
	TEAM TOTALS	**80**	**4869**	**3.68**	**31**	**37**	**12**	**4**	**1**	**299**	**2580**	**.884**

** - rookie*



Year-by-Year Results

> > > > record book

1992-93 | 38-36-10, 4th place - Adams Division

Oct. 8	Quebec	4-5	L	Jan. 12	@ Boston	2-5	L
Oct. 10	@ Hartford	5-2	W	Jan. 15	@ Vancouver	1-4	L
Oct. 11	Montreal	8-2	W	Jan. 17	@ Edmonton	2-3	L*
Oct. 13	@ Pittsburgh	5-6	L	Jan. 19	@ Calgary	3-2	W*
Oct. 16	Tampa Bay	5-4	W*	Jan. 22	Quebec	6-2	W
Oct. 17	@ Washington	4-6	L	Jan. 23	@ Quebec	3-4	L
Oct. 21	Chicago	4-1	W	Jan. 26	@ Philadelphia	4-3	W*
Oct. 23	San Jose	5-4	W	Jan. 27	Washington	4-3	W
Oct. 28	@ Toronto	4-4	T	Jan. 29	NY Rangers	6-4	W
Oct. 30	Ottawa	12-3	W	Jan. 31	Edmonton	4-5	L*
Oct. 31	@ Ottawa	2-2	T	Feb. 3	Hartford	3-2	W
Nov. 2	@ NY Rangers	6-7	L*	Feb. 8	@ Ottawa	2-4	L
Nov. 5	@ San Jose	5-7	L	Feb. 10	@ Winnipeg	6-2	W
Nov. 7	@ Los Angeles	2-5	L	Feb. 12	Vancouver	1-3	L
Nov. 11	Boston	7-2	W	Feb. 14	Pittsburgh	7-4	W
Nov. 13	Hartford	8-2	W	Feb. 17	@ Hartford	5-3	W
Nov. 14	@ NY Islanders	5-7	L	Feb. 19	@ New Jersey	3-3	T
Nov. 17	@ Pittsburgh	2-4	L	Feb. 24	Detroit	10-7	W
Nov.18	@ New Jersey#	2-3	L	Feb. 26	Montreal	4-6	L
Nov. 21	Minnesota	3-4	L	Feb. 27	@ Montreal	4-8	L
Nov. 22	@ Philadelphia	4-4	T	Mar. 1	Vancouver#	2-5	L
Nov. 25	Quebec	1-1	T	Mar. 3	@ NY Rangers	2-2	T
Nov. 27	Ottawa	4-1	W	Mar. 5	Hartford	2-4	L
Nov. 29	@ Ottawa	5-2	W	Mar. 7	Winnipeg	2-1	W
Nov. 30	@ Montreal	0-3	L	Mar. 10	@ Quebec	7-4	W
Dec. 4	NY Islanders	5-5	T	Mar. 13	@ Hartford	3-3	T
Dec. 6	New Jersey	3-7	L	Mar. 15	Los Angeles**	2-4	L
Dec. 7	@ Quebec	3-4	L	Mar. 16	@ St. Louis	2-2	T
Dec. 9	Boston	5-2	W	Mar. 20	@ Tampa Bay	3-1	W
Dec. 11	Hartford	9-3	W	Mar. 22	@ Montreal	8-3	W
Dec. 12	@ Hartford	1-1	T	Mar. 24	Boston	0-2	L
Dec. 15	@ Boston	3-2	W	Mar. 25	@ Chicago	6-4	W
Dec. 19	@ Montreal	2-4	L	Mar. 28	Ottawa	3-1	W
Dec. 20	Toronto	5-4	W	Mar. 30	@ Washington	1-4	L
Dec. 23	Washington	4-1	W	Mar. 31	New Jersey	5-2	W
Dec. 27	Pittsburgh	2-4	L	Apr. 3	@ Boston	2-3	L
Dec. 31	NY Rangers	11-6	W	Apr. 4	Boston	0-3	L
Jan. 2	@ Ottawa	7-2	W	Apr. 6	@ Minnesota	1-3	L
Jan. 3	St. Louis	6-5	W*	Apr. 10	@ Detroit	5-6	L
Jan. 6	@ Hartford	3-1	W	Apr. 11	Quebec	1-3	L
Jan. 8	NY Islanders	6-5	W	Apr. 13	Montreal	2-3	L*
Jan. 10	Calgary	5-3	W	Apr. 15	Philadelphia	4-7	L

** overtime decision ** Postponed from Mar. 14 #Played at Hamilton, Ont.*

1993-94 | 43-32-9, 4th place - Northeast Division

Oct. 7	@ Boston	5-3	W	Jan. 12	@ Winnipeg	2-3	L
Oct. 9	@ Montreal	4-7	L	Jan. 15	@ St. Louis	1-2	L
Oct. 10	Hartford	2-3	L	Jan. 16	@ Dallas	4-2	W
Oct. 12	@ Philadelphia	3-5	L	Jan. 19	Edmonton	1-1	T
Oct. 15	NY Rangers	2-5	L	Jan. 24	@ Tampa Bay	0-4	L
Oct. 16	@ Washington	3-4	L	Jan. 27	Washington	7-2	W
Oct. 18	Detroit	4-6	L	Jan. 29	@ Montreal	3-2	W
Oct. 22	Pittsburgh	2-4	L	Jan. 30	Florida	2-3	L
Oct. 23	@ Hartford	3-3	T	Feb. 2	@ New Jersey	3-2	W
Oct. 27	@ Calgary	5-3	W	Feb. 4	@ Florida	7-2	W
Oct. 29	@ Edmonton	6-3	W	Feb. 6	NY Islanders	4-1	W
Oct. 30	@ Vancouver	6-3	W	Feb. 8	@ NY Islanders	1-3	L
Nov. 3	Pittsburgh#	2-6	L	Feb. 10	@ Boston	3-3	T
Nov. 7	Boston	3-4	L	Feb. 11	Montreal	5-1	W
Nov. 10	Philadelphia	3-5	L	Feb. 13	Dallas	3-5	L
Nov. 13	@ Philadelphia	7-2	W	Feb. 16	@ Hartford	5-3	W
Nov. 17	@ New Jersey	0-4	L	Feb. 18	Florida	4-1	W
Nov. 19	Winnipeg	6-0	W	Feb. 20	@ Washington	3-3	T
Nov. 21	San Jose	6-5	W	Feb. 21	Quebec	2-1	W
Nov. 22	@ Ottawa	5-2	W	Feb. 23	Anaheim	4-2	W
Nov. 24	New Jersey	3-5	L	Feb. 25	Chicago	1-3	L
Nov. 26	Ottawa	5-2	W	Feb. 26	@ Pittsburgh	3-4	L
Nov. 27	@ Quebec	2-2	T	Mar. 2	@ Ottawa	7-2	W
Nov. 29	@ Toronto	3-0	W	Mar. 4	Pittsburgh	2-1	W
Dec. 1	@ Tampa Bay	3-0	W	Mar. 6	@ Detroit	3-2	W
Dec. 2	@ Florida	1-2	L*	Mar. 8	@ San Jose	4-4	T
Dec. 5	Boston	3-1	W	Mar. 9	@ Anaheim	3-0	W
Dec. 8	@ Ottawa	3-1	W	Mar. 12	@ Los Angeles	5-3	W
Dec. 10	Calgary	6-2	W	Mar. 17	New Jersey	1-6	L
Dec. 11	@ Hartford	3-0	W	Mar. 18	@ NY Islanders##	2-2	T
Dec. 13	@ NY Rangers	0-2	L	Mar. 20	Ottawa	6-2	W
Dec. 16	@ Pittsburgh	1-2	L	Mar. 23	St. Louis	2-3	L
Dec. 17	Los Angeles	2-0	W	Mar. 25	Hartford	6-3	W
Dec. 19	Tampa Bay	3-3	T	Mar. 27	NY Islanders	4-1	W
Dec. 23	Montreal	5-0	W	Mar. 30	Tampa Bay	2-3	L*
Dec. 26	@ NY Islanders	3-4	L*	Apr. 1	Boston	5-0	W
Dec. 27	Philadelphia	0-2	L	Apr. 2	@ Quebec	6-2	W
Dec. 31	NY Rangers	4-1	W	Apr. 4	@ Quebec**	4-6	L
Jan. 2	Toronto	3-3	T	Apr. 8	Montreal	1-0	W
Jan. 7	Pittsburgh	3-4	L*	Apr. 10	Quebec	4-1	W
Jan. 9	Vancouver	5-3	W	Apr. 12	@ NY Rangers	2-3	L
Jan. 11	@ Chicago	5-2	W	Apr. 14	Washington	2-3	L

** overtime decision ** - rescheduled from March 1 # - played at Sacramento, Calif. ## - played at Minneapolis, Minn.*

1992-93 | Regular Season Scoring

NO.	PLAYER	GP	G	A	PTS	+/-	PIM	PP	SH	GW	GT	SHOTS	PCT.
16	Pat LaFontaine	84	53	95	148	11	63	20	2	7	1	306	17.3
89	Alexander Mogilny	77	76	51	127	7	40	27	0	11	0	360	21.1
10	Dale Hawerchuk	81	16	80	96	-17	52	8	0	2	0	259	6.2
25	Dave Andreychuk	52	29	32	61	-8	48	20	0	2	0	171	17.0
8	Doug Bodger	81	9	45	54	14	87	6	0	0	1	154	5.8
20	Bob Sweeney	80	21	26	47	2	118	4	3	3	0	120	17.5
19	Randy Wood	82	18	25	43	6	77	3	2	2	0	176	10.2
13	Yuri Khmylev	68	20	19	39	6	28	0	3	3	0	122	16.4
18	Wayne Presley	79	15	17	32	5	96	0	1	2	0	97	15.5
42	Richard Smehlik*	80	4	27	31	9	59	0	0	0	0	82	4.9
27	Brad May	82	13	13	26	3	242	0	0	1	0	114	11.4
7	Petr Svoboda	40	2	24	26	3	59	1	0	1	0	61	3.3
41	Ken Sutton	63	8	14	22	-3	30	1	0	2	1	77	10.4
14	Dave Hannan	55	5	15	20	8	43	0	0	0	0	43	11.6
28	Donald Audette	44	12	7	19	-8	51	2	0	0	0	92	13.0
3	Grant Ledyard	50	2	14	16	-2	45	1	0	0	0	79	2.5
34	Gord Donnelly	60	3	8	11	5	221	0	0	0	0	38	7.9
29	Bob Corkum	68	6	4	10	-3	38	0	1	1	0	69	8.7
5	Mike Ramsey	33	2	8	10	4	20	0	0	0	0	27	7.4
9	Viktor Gordiouk*	16	3	6	9	4	0	0	0	0	0	24	12.5
24	Randy Moller	35	2	7	9	6	83	0	0	0	0	25	8.0
23	Bill Houlder	15	3	5	8	5	6	0	0	0	1	29	10.3
17	Colin Patterson	36	4	2	6	-2	22	0	1	0	0	30	13.3
6	Keith Carney*	30	2	4	6	3	55	0	0	1	0	26	7.7
32	Rob Ray	68	3	2	5	-3	211	1	0	0	0	28	10.7
12	Bob Errey	8	1	3	4	2	4	0	0	0	0	9	11.1
4	Philippe Boucher*	18	0	4	4	1	14	0	0	0	0	28	0.0
21	Scott Thomas*	7	1	1	2	2	15	0	0	0	0	4	25.0
36	Matthew Barnaby*	2	1	0	1	0	10	1	0	0	0	8	12.5
44	Doug Macdonald*	5	1	0	1	0	2	0	0	0	0	1	100
15	Greg Brown	10	0	1	1	-5	6	0	0	0	0	10	0.0
31	Daren Puppa	24	0	1	1	0	0	0	0	0	0	0	0.0
35	Tom Draper	11	0	1	1	0	2	0	0	0	0	0	0.0
12	Peter Ciavaglia*	3	0	0	0	0	0	0	0	0	0	2	0.0
39	Dominik Hasek	28	0	0	0	0	0	0	0	0	0	0	0.0
31	Grant Fuhr	29	0	0	0	0	10	0	0	0	0	0	0.0

NO.	PLAYER	GP	MIN	AVG.	W	L	T	EN	SO	GA	SA	PCT.
31	Daren Puppa	24	1305	3.58	11	5	4	0	0	78	706	.890
39	Dominik Hasek	28	1429	3.15	11	10	4	1	0	75	720	.896
31	Grant Fuhr	29	1694	3.47	11	15	2	3	0	98	903	.891
35	Tom Draper	11	664	3.70	5	6	0	1	0	41	344	.881
	TEAM TOTALS	**84**	**5104**	**3.49**	**38**	**36**	**10**	**5**	**0**	**297**	**2678**	**.889**

* - rookie

1993-94 | Regular Season Scoring

NO.	PLAYER	GP	G	A	PTS	+/-	PIM	PP	SH	GW	GT	SHOTS	PCT.
10	Dale Hawerchuk	81	35	51	86	10	91	13	1	7	0	227	15.4
89	Alexander Mogilny	66	32	47	79	8	22	17	0	7	1	258	12.4
28	Donald Audette	77	29	30	59	2	41	16	1	4	0	207	14.0
13	Yuri Khmylev	72	27	31	58	13	49	11	0	4	0	171	15.8
26	Derek Plante*	77	21	35	56	4	24	8	1	2	0	147	14.3
27	Brad May	84	18	27	45	-6	171	3	0	3	0	166	10.8
42	Richard Smehlik	84	14	27	41	22	69	3	3	1	1	106	13.2
8	Doug Bodger	75	7	32	39	8	76	5	1	1	0	144	4.9
19	Randy Wood	84	22	16	38	11	71	2	2	5	0	161	13.7
18	Wayne Presley	65	17	8	25	18	103	1	5	1	0	93	18.3
20	Bob Sweeney	60	11	14	25	3	94	3	3	1	0	76	14.5
41	Ken Sutton	78	4	20	24	-6	71	1	0	0	0	95	4.2
14	Dave Hannan	83	6	15	21	10	53	0	3	1	0	40	15.0
16	Pat LaFontaine	16	5	13	18	-4	2	1	0	0	0	40	12.5
22	Craig Simpson	22	8	8	16	-2	8	2	0	2	0	28	28.6
7	Petr Svoboda	60	2	14	16	11	89	1	0	0	0	80	2.5
4	Philippe Boucher*	38	6	8	14	-1	29	4	0	1	0	67	9.0
43	Jason Dawe*	32	6	7	13	1	12	3	0	1	0	35	17.1
24	Randy Moller	78	2	11	13	-5	154	0	0	0	0	77	2.6
5	Craig Muni	73	2	8	10	28	62	0	1	2	0	39	5.1
32	Rob Ray	82	3	4	7	2	274	0	0	0	0	34	8.8
36	Matthew Barnaby*	35	2	4	6	-7	106	1	0	0	0	13	15.4
21	Scott Thomas*	32	2	2	4	-6	8	1	0	0	0	26	7.7
6	Keith Carney	7	1	3	4	-1	4	0	0	0	0	6	16.7
15	Sergei Petrenko*	15	0	4	4	-3	0	0	0	0	0	7	0.0
31	Grant Fuhr	32	0	4	4	0	16	0	0	0	0	0	0.0
39	Dominik Hasek	58	0	3	3	0	6	0	0	0	0	0	0.0
17	Todd Simon*	15	0	1	1	-3	0	0	0	0	0	14	0.0
33	Mark Astley*	1	0	0	0	-1	0	0	0	0	0	2	0.0
40	James Black	2	0	0	0	0	0	0	0	0	0	2	0.0
44	Doug Macdonald*	4	0	0	0	-2	0	0	0	0	0	3	0.0
29	Denis Tsygurov*	8	0	0	0	-1	8	0	0	0	0	3	0.0
34	Gord Donnelly	7	0	0	0	1	31	0	0	0	0	2	0.0

NO.	PLAYER	GP	MIN	AVG.	W	L	T	EN	SO	GA	SA	PCT.
39	Dominik Hasek	58	3358	1.95	30	20	6	3	7	109	1552	.930
31	Grant Fuhr	32	1726	3.68	13	12	3	0	2	106	907	.883
	TEAM TOTALS	**84**	**5097**	**2.57**	**43**	**32**	**9**	**3**	**9**	**218**	**2462**	**.911**

* - rookie



Year-by-Year Results

1994-95 | 22-19-7, 4th place - Northeast Division

Jan. 20	@ NY Rangers	2-1	W
Jan. 22	@ Tampa Bay	5-2	W
Jan. 25	New Jersey	2-1	W
Jan. 27	Quebec	3-7	L
Jan. 28	@ Ottawa	2-2	T
Jan. 31	@ New Jersey	1-2	L
Feb. 2	@ Washington	1-0	W
Feb. 4	@ Philadelphia	2-4	L
Feb. 5	Tampa Bay	2-1	W
Feb. 7	Washington	2-1	W
Feb. 11	@ NY Islanders	1-2	L
Feb. 12	Boston	1-2	L
Feb. 15	NY Rangers	1-2	L
Feb. 19	@ Pittsburgh	3-3	T
Feb. 22	NY Islanders	3-3	T
Feb. 25	@ Hartford	3-1	W
Feb. 26	NY Rangers	2-4	L
Mar. 2	Pittsburgh	6-3	W
Mar. 4	@ Quebec	1-1	T
Mar. 5	Montreal	4-1	W
Mar. 8	@ Montreal	2-2	T
Mar. 11	@ Pittsburgh	2-6	L
Mar. 14	@ Florida	2-1	W*
Mar. 16	NY Islanders	6-3	W
Mar. 18	@ Ottawa	3-4	L*
Mar. 19	Tampa Bay	1-6	L
Mar. 21	Pittsburgh	2-3	L
Mar. 24	Florida	3-0	W
Mar. 26	@ Philadelphia	1-3	L
Mar. 28	Quebec	5-3	W
Mar. 30	Ottawa	7-0	W
Apr. 1	@ NY Islanders	5-1	W
Apr. 4	Hartford	6-3	W
Apr. 6	@ Boston	1-1	T
Apr. 8	@ Hartford	2-4	L
Apr. 9	Boston	5-6	L
Apr. 12	@ NY Rangers	1-3	L
Apr. 14	@ Quebec	2-5	L
Apr. 16	Ottawa	2-1	W
Apr. 18	Hartford	1-2	L
Apr. 19	@ Boston	1-4	L
Apr. 23	Philadelphia	4-2	W
Apr. 24	@ Tampa Bay	3-1	W
Apr. 26	Florida	5-0	W
Apr. 28	@ Washington	1-5	L
Apr. 29	@ Montreal	3-3	T
May 1	Montreal	2-0	W
May 3	New Jersey	5-4	W

** overtime decision*

1995-96 | 33-42-7, 5th place - Northeast Division

Oct. 7	@ Ottawa	3-1	W
Oct. 9	@ Boston	3-5	L
Oct. 13	Anaheim	1-4	L
Oct. 15	New Jersey	3-4	L
Oct. 18	Edmonton	4-1	W
Oct. 20	NY Rangers	1-3	L
Oct. 22	St. Louis	5-2	W
Oct. 24	@ Dallas	0-3	L
Oct. 27	@ Colorado	4-5	L
Oct. 29	@ Chicago	3-6	L
Nov. 1	Detroit	2-1	W
Nov. 3	Pittsburgh	3-3	T
Nov. 5	Winnipeg	3-4	L
Nov. 8	San Jose	7-2	W
Nov. 11	@ Florida	1-4	L
Nov. 12	@ Tampa Bay	6-4	W
Nov. 15	Dallas	2-1	W
Nov. 18	@ New Jersey	5-4	W
Nov. 19	Ottawa	6-0	W
Nov. 24	NY Islanders	1-1	T
Nov. 25	@ Pittsburgh	3-5	L
Nov. 27	@ St. Louis	2-0	W
Nov. 29	@ NY Rangers	3-5	L
Dec. 1	Hartford	2-1	W
Dec. 2	@ Boston	4-6	L
Dec. 7	@ Philadelphia	3-7	L
Dec. 8	Washington	2-2	T
Dec. 11	Tampa Bay	1-6	L
Dec. 13	Colorado	4-3	W
Dec. 15	NY Rangers	5-4	W
Dec. 16	@ New Jersey	3-2	W
Dec. 20	Montreal	2-1	W
Dec. 22	Boston	2-3	L*
Dec. 23	@ Ottawa	4-2	W
Dec. 26	@ Pittsburgh	3-6	L
Dec. 27	Ottawa	3-4	L
Dec. 29	Chicago	2-5	L
Dec. 31	NY Islanders	2-5	L
Jan. 5	Toronto	3-1	W
Jan. 6	@ Montreal	7-6	W
Jan. 10	@ Winnipeg	1-4	L
Jan. 12	@ Calgary	1-3	L
Jan. 13	@ Edmonton	4-5	L*
Jan. 17	Pittsburgh	0-1	L
Jan. 24	Hartford	4-2	W
Jan. 26	@ Washington	0-1	L
Jan. 27	@ Florida	3-6	L
Jan. 30	@ NY Islanders	4-5	L*
Jan. 31	Florida	6-1	W
Feb. 3	@ Boston	2-4	L
Feb. 4	Tampa Bay	2-5	L
Feb. 7	Boston	2-1	W*
Feb. 8	@ Philadelphia	2-1	W
Feb. 10	@ Toronto	2-2	T
Feb. 14	Los Angeles	2-2	T
Feb. 16	New Jersey	2-2	T
Feb. 17	@ Hartford	1-2	L*
Feb. 21	Pittsburgh	6-3	W
Feb. 23	Philadelphia	7-2	W
Feb. 25	Florida	6-1	W
Feb. 28	@ Ottawa	3-2	W*
Mar. 1	@ NY Rangers	3-3	T
Mar. 3	Vancouver	0-3	L
Mar. 6	@ Vancouver	2-5	L
Mar. 8	@ Anaheim	2-3	L*
Mar. 10	@ San Jose	4-6	L
Mar. 13	@ Los Angeles	6-2	W
Mar. 15	Calgary	1-3	L
Mar. 16	@ Hartford	1-2	L
Mar. 18	@ Montreal	2-3	L
Mar. 22	Montreal	1-4	L
Mar. 23	@ Pittsburgh	7-5	W
Mar. 27	@ Detroit	2-4	L
Mar. 29	Philadelphia	5-6	L*
Mar. 31	Boston	5-6	L
Apr. 1	@ Montreal	6-4	W
Apr. 3	Washington	1-5	L
Apr. 5	@ Tampa Bay	4-3	W
Apr. 6	@ NY Islanders	0-3	L
Apr. 10	Ottawa	5-2	W
Apr. 13	@ Washington	3-2	W
Apr. 14	Hartford	4-1	W

** overtime decision*

1994-95 | Regular Season Scoring

NO.	PLAYER	GP	G	A	PTS	+/-	PIM	PP	SH	GW	GT	SHOTS	PCT.
89	Alexander Mogilny	44	19	28	47	0	36	12	0	2	1	148	12.8
28	Donald Audette	46	24	13	37	-3	27	13	0	7	0	124	19.4
16	Pat LaFontaine	22	12	15	27	2	4	6	1	3	1	54	22.2
13	Yuri Khmylev	48	8	17	25	8	14	2	1	1	0	71	11.3
26	Derek Plante	47	3	19	22	-4	12	2	0	0	0	94	3.2
8	Doug Bodger	44	3	17	20	-3	47	2	0	0	0	87	3.4
18	Wayne Presley	46	14	5	19	5	41	0	5	2	0	90	15.6
10	Dale Hawerchuk	23	5	11	16	-2	2	2	0	2	0	56	8.9
14	Dave Hannan	42	4	12	16	3	32	0	2	0	0	36	11.1
43	Jason Dawe	42	7	4	11	-6	19	0	1	2	0	51	13.7
17	Craig Simpson	24	4	7	11	-5	26	1	0	0	1	20	20.0
42	Richard Smehlik	39	4	7	11	5	46	0	1	1	0	49	8.2
3	Garry Galley	14	1	9	10	4	10	1	0	0	0	31	3.2
20	Bob Sweeney	45	5	4	9	-6	18	1	2	0	0	47	10.6
44	Alexei Zhitnik	21	2	5	7	-3	34	1	0	0	0	33	6.1
27	Brad May	33	3	3	6	5	87	1	0	0	0	42	7.1
22	Charlie Huddy	32	2	4	6	-1	36	1	0	0	0	40	5.0
5	Craig Muni	40	0	6	6	-4	36	0	0	0	0	32	0.0
24	Philippe Boucher	9	1	4	5	6	0	0	0	0	0	15	6.7
7	Petr Svoboda	26	0	5	5	-5	60	0	0	0	0	22	0.0
33	Mark Astley*	14	2	1	3	-2	12	0	0	0	0	21	9.5
29	Scott Pearson	14	2	1	3	-3	20	0	0	0	0	19	10.5
41	Ken Sutton	12	1	2	3	-2	30	0	0	1	0	12	8.3
6	Doug Houda	28	1	2	3	1	68	0	0	0	0	21	4.8
19	Brian Holzinger*	4	0	3	3	2	0	0	0	0	0	3	0.0
32	Rob Ray	47	0	3	3	-4	173	0	0	0	0	7	0.0
37	Curtis Brown*	1	1	1	2	2	2	0	0	0	0	4	25.0
36	Matthew Barnaby	23	1	1	2	-2	116	0	0	0	0	27	3.7
9	Viktor Gordiouk*	10	0	2	2	-3	0	0	0	0	0	10	0.0
76	Wayne Primeau*	1	1	0	1	-2	0	0	0	1	0	2	50.0
12	Peter Ambroziak*	12	0	1	1	-1	0	0	0	0	0	3	0.0
44	Doug Macdonald*	2	0	0	0	-1	0	0	0	0	0	0	0.0
29	Denis Tsygurov*	4	0	0	0	-1	4	0	0	0	0	4	0.0
31	Grant Fuhr	3	0	0	0	0	0	0	0	0	0	0	0.0
3	Dean Melanson*	5	0	0	0	-1	4	0	0	0	0	1	0.0
35	Robb Stauber	6	0	0	0	0	0	0	0	0	0	0	0.0
39	Dominik Hasek	41	0	0	0	0	2	0	0	0	0	0	0.0

NO.	PLAYER	GP	MIN	AVG.	W	L	T	EN	SO	GA	SA	PCT.
39	Dominik Hasek	41	2416	2.11	19	14	7	2	5	85	1221	.930
35	Robb Stauber	6	317	3.79	2	3	0	0	0	20	150	.867
31	Grant Fuhr	3	180	4.00	1	2	0	0	0	12	85	.859
	TEAM TOTALS	**48**	**2920**	**2.45**	**22**	**19**	**7**	**2**	**5**	**119**	**1458**	**.918**

** - rookie*

1995-96 | Regular Season Scoring

NO.	PLAYER	GP	G	A	PTS	+/-	PIM	PP	SH	GW	GT	SHOTS	PCT.
16	Pat LaFontaine	76	40	51	91	-8	36	15	3	7	1	224	17.9
12	Randy Burridge	74	25	33	58	0	30	6	0	3	0	154	16.2
26	Derek Plante	76	23	33	56	-4	28	4	0	5	0	203	11.3
3	Garry Galley	78	10	44	54	-2	81	7	1	2	0	175	5.7
43	Jason Dawe	67	25	25	50	-8	33	8	1	0	2	130	19.2
10	Brad May	79	15	29	44	6	295	3	0	4	0	168	8.9
44	Alexei Zhitnik	80	6	30	36	-25	58	5	0	0	0	193	3.1
36	Matthew Barnaby	73	15	16	31	-2	335	0	0	0	0	131	11.5
27	Michael Peca	68	11	20	31	-1	67	4	3	1	0	109	10.1
13	Yuri Khmylev	66	8	20	28	-12	40	5	1	1	1	123	6.5
28	Donald Audette	23	12	13	25	0	18	8	0	1	0	92	13.0
19	Brian Holzinger*	58	10	10	20	-21	37	5	0	1	0	71	14.1
21	Mark Astley	60	2	18	20	-12	80	0	0	0	0	80	2.5
41	Dave Hannan	57	6	10	16	2	30	1	1	2	0	40	15.0
17	Brent Hughes	76	5	10	15	-9	148	0	0	0	0	56	8.9
34	Mike Wilson*	58	4	8	12	13	41	1	0	1	0	52	7.7
18	Michal Grosek	22	6	4	10	0	31	2	0	1	1	33	18.2
22	Charlie Huddy	52	5	5	10	-5	59	2	0	1	0	57	8.8
24	Dane Jackson*	22	5	4	9	3	41	0	0	1	0	20	25.0
32	Rob Ray	71	3	6	9	-8	287	0	0	0	1	21	14.3
8	Darryl Shannon	26	2	6	8	10	20	0	0	0	0	25	8.0
25	Rob Conn	28	2	5	7	-9	18	0	0	0	0	36	5.6
8	Doug Bodger	16	0	5	5	-6	18	0	0	0	0	27	0.0
33	Scott Pearson	27	4	0	4	-4	67	0	0	1	0	26	15.4
15	Dixon Ward	8	2	2	4	1	6	0	0	1	0	12	16.7
6	Doug Houda	38	1	3	4	3	52	0	0	0	0	21	4.8
5	Craig Muni	47	0	4	4	-12	69	0	0	0	0	25	0.0
38	Jay McKee*	1	0	1	1	1	2	0	0	0	0	2	0.0
4	Bob Boughner*	31	0	1	1	3	104	0	0	0	0	14	0.0
39	Dominik Hasek	59	0	1	1	0	6	0	0	0	0	0	0.0
9	Vaclav Varada*	1	0	0	0	0	0	0	0	0	0	2	0.0
31	Steve Shields*	2	0	0	0	0	2	0	0	0	0	0	0.0
45	Scott Nichol*	2	0	0	0	0	10	0	0	0	0	4	0.0
76	Wayne Primeau*	2	0	0	0	0	0	0	0	0	0	0	0.0
37	Barrie Moore*	3	0	0	0	0	0	0	0	0	0	3	0.0
00	Martin Biron*	3	0	0	0	0	0	0	0	0	0	0	0.0
37	Curtis Brown*	4	0	0	0	0	0	0	0	0	0	1	0.0
1	John Blue	5	0	0	0	0	0	0	0	0	0	0	0.0
4	Grant Jennings	6	0	0	0	1	28	0	0	0	0	3	0.0
30	Andrei Trefilov	22	0	0	0	0	4	0	0	0	0	0	0.0

NO.	PLAYER	GP	MIN	AVG.	W	L	T	EN	SO	GA	SA	PCT.
39	Dominik Hasek	59	3417	2.83	22	30	6	5	2	161	2011	.920
30	Andrei Trefilov	22	1094	3.51	8	8	1	2	0	64	660	.903
1	John Blue	5	255	3.53	2	2	0	1	0	15	137	.891
31	Steve Shields*	2	75	3.20	1	0	0	0	0	4	32	.875
00	Martin Biron*	3	119	5.04	0	2	0	0	0	10	64	.844
	TEAM TOTALS	**82**	**4976**	**3.16**	**33**	**42**	**7**	**8**	**2**	**262**	**2912**	**.910**

** - rookie*



Year-by-Year Results

> > > > record book

1996-97 | 40-30-12, 1st place - Northeast Division

Oct. 4	@ Edmonton	3-4	L	Jan. 9	@ Los Angeles	3-6	L
Oct. 6	@ Calgary	0-3	L	Jan. 10	@ Anaheim	2-5	L
Oct. 9	@ Vancouver	2-1	W	Jan. 12	@ Phoenix	3-2	W*
Oct. 12	Detroit	1-6	L	Jan. 15	@ NY Islanders	2-1	W
Oct. 15	Tampa Bay	0-4	L	Jan. 20	Chicago	2-1	W
Oct. 17	Pittsburgh	4-1	W	Jan. 22	Montreal	6-1	W
Oct. 18	@ Washington	4-1	W	Jan. 24	Edmonton	1-3	L
Oct. 24	Montreal	6-3	W	Jan. 25	Hartford	1-5	L
Oct. 26	Hartford	6-3	W	Jan. 29	Pittsburgh	3-1	W
Oct. 27	@ NY Rangers	4-6	L	Jan. 31	Dallas	3-1	W
Oct. 30	@ Dallas	0-2	L	Feb. 2	Washington	2-2	T
Nov. 1	@ St. Louis	4-2	W	Feb. 4	@ Philadelphia	1-1	T
Nov. 2	@ Colorado	0-0	T	Feb. 6	Florida	1-1	T
Nov. 7	Philadelphia	2-5	L	Feb. 8	@ Tampa Bay	3-1	W
Nov. 9	@ Hartford	3-4	L*	Feb. 9	Ottawa	2-1	W
Nov. 11	Florida	3-2	W*	Feb. 12	Montreal	2-2	T
Nov. 12	@ Pittsburgh	0-3	L	Feb. 16	San Jose	6-2	W
Nov. 14	Colorado	5-4	W	Feb. 18	Calgary	5-5	T
Nov. 19	@ Toronto	3-4	L	Feb. 21	NY Islanders	5-2	W
Nov. 21	Toronto	6-3	W	Feb. 23	Boston	5-1	W
Nov. 23	@ Boston	3-2	W*	Feb. 27	@ New Jersey	1-4	L
Nov. 26	@ Florida	3-4	L	Mar. 1	@ Ottawa	3-1	W
Nov. 27	@ Tampa Bay	3-0	W	Mar. 5	Pittsburgh	4-2	W
Nov. 29	Ottawa	3-0	W	Mar. 8	@ Montreal	3-3	T
Nov. 30	@ NY Islanders	3-2	W	Mar. 9	New Jersey	1-4	L
Dec. 4	Vancouver	6-7	L*	Mar. 11	Philadelphia#	3-2	W*
Dec. 6	Anaheim	1-1	T	Mar. 15	@ Philadelphia	7-5	W
Dec. 7	@ Hartford	4-6	L	Mar. 17	Boston##	5-1	W
Dec. 11	@ Montreal	3-2	W*	Mar. 18	@ Pittsburgh	3-5	L
Dec. 13	NY Rangers	0-3	L	Mar. 21	@ Washington	4-1	W
Dec. 14	@ Boston	4-0	W	Mar. 22	@ Florida	2-3	L
Dec. 18	Tampa Bay	5-3	W	Mar. 26	NY Islanders	2-3	L*
Dec. 20	Los Angeles	6-2	W	Mar. 28	@ Detroit	1-2	L*
Dec. 21	@ Ottawa	3-2	W	Mar. 30	@ Chicago	2-3	L
Dec. 23	@ New Jersey	0-0	T	Apr. 1	@ NY Rangers	1-1	T
Dec. 26	Hartford	5-1	W	Apr. 2	Ottawa	0-2	L
Dec. 28	@ Pittsburgh	0-2	L	Apr. 4	NY Rangers	5-1	W
Dec. 31	New Jersey	6-5	W	Apr. 7	@ Hartford	2-4	L
Jan. 3	St. Louis	2-2	T	Apr. 10	@ Boston	5-1	W
Jan. 5	Phoenix	5-1	W	Apr. 12	@ Ottawa	0-1	L
Jan. 7	@ San Jose	1-1	T	Apr. 13	Washington	3-8	L

** overtime decision ## rescheduled from November 16 # rescheduled from March 16*

1997-98 | 36-29-17, 3rd place - Northeast Division

Oct. 1	@ St. Louis	3-1	W	Jan. 8	@ Los Angeles	2-2	T
Oct. 3	@ Washington	2-6	L	Jan. 10	@ San Jose	2-5	L
Oct. 5	@ Tampa Bay	1-1	T	Jan. 14	@ Toronto	4-1	W
Oct. 7	Dallas	2-4	L	Jan. 15	Vancouver	6-2	W
Oct. 9	Washington	5-2	W	Jan. 20	@ Philadelphia	0-3	L
Oct. 11	@ New Jersey	2-3	L	Jan. 21	Carolina	2-1	W
Oct. 15	@ Carolina	3-3	T	Jan. 23	Tampa Bay	4-1	W
Oct. 17	Montreal	1-5	L	Jan. 27	St. Louis	3-3	T
Oct. 19	@ Chicago	2-5	L	Jan. 30	Phoenix	3-3	T
Oct. 22	Calgary	4-1	W	Feb. 1	@ Florida	5-2	W
Oct. 26	@ Phoenix	1-6	L	Feb. 2	@ Tampa Bay	7-3	W
Oct. 28	@ Colorado	2-3	L	Feb. 4	Boston	2-2	T
Oct. 31	@ Carolina	3-2	W*	Feb. 6	Pittsburgh	2-2	T
Nov. 1	@ Florida	4-3	W*	Feb. 7	@ Montreal	4-1	W
Nov. 6	Florida	2-4	L	Feb. 25	Toronto	2-2	T
Nov. 8	@ Pittsburgh	2-2	T	Feb. 26	@ Boston	1-1	T
Nov. 10	Edmonton	4-4	T	Mar. 1	@ Washington	3-0	W
Nov. 13	Washington	2-3	L	Mar. 2	@ NY Rangers	1-0	W
Nov. 15	New Jersey	2-3	L	Mar. 6	NY Islanders	2-4	L
Nov. 20	@ Boston	5-0	W	Mar. 7	@ Montreal	2-1	W
Nov. 22	NY Islanders	6-1	W	Mar. 10	@ NY Islanders	2-2	T
Nov. 24	@ Pittsburgh	1-5	L	Mar. 12	San Jose	3-1	W
Nov. 26	Philadelphia	1-3	L	Mar. 14	@ Pittsburgh	1-2	L
Nov. 28	NY Rangers	3-3	T	Mar. 15	Pittsburgh	3-0	W
Dec. 1	@ Philadelphia	1-1	T	Mar. 17	Chicago	3-5	L
Dec. 3	Anaheim	4-0	W	Mar. 19	Florida	6-1	W
Dec. 5	Tampa Bay	4-0	W	Mar. 21	Boston	1-2	L
Dec. 6	@ Ottawa	0-3	L	Mar. 24	@ Calgary	2-0	W
Dec. 11	@ Boston	1-2	L	Mar. 26	@ Vancouver	5-2	W
Dec. 12	Carolina	3-2	W*	Mar. 27	@ Edmonton	1-0	W
Dec. 15	@ Dallas	4-8	L	Mar. 29	@ Detroit	2-4	L
Dec. 17	@ NY Islanders	0-4	L	Apr. 1	Los Angeles	4-0	W
Dec. 19	Montreal	1-0	W	Apr. 3	Boston	5-4	W
Dec. 21	@ NY Rangers	2-0	W	Apr. 5	Ottawa	0-1	L
Dec. 23	Detroit	1-3	L	Apr. 8	Carolina	3-1	W
Dec. 26	NY Rangers	3-0	W	Apr. 10	Montreal	2-1	W
Dec. 27	@ Carolina	1-4	L	Apr. 11	@ Ottawa	4-4	T
Dec. 29	New Jersey	1-3	L	Apr. 13	Philadelphia	2-1	W
Dec. 31	Ottawa	3-0	W	Apr. 15	@ New Jersey	4-5	L*
Jan. 2	Colorado	2-2	T	Apr. 18	@ Montreal	3-3	T
Jan. 7	@ Anaheim	3-2	W	Apr. 19	Ottawa	1-2	L

** overtime decision*

1996-97 | Regular Season Scoring

NO.	PLAYER	GP	G	A	PTS	+/-	PIM	PP	SH	GW	GT	SHOTS	PCT.
26	Derek Plante	82	27	26	53	14	24	5	0	6	1	191	14.1
19	Brian Holzinger	81	22	29	51	9	54	2	2	6	0	142	15.5
28	Donald Audette	73	28	22	50	-6	48	8	0	5	1	182	15.4
27	Michael Peca	79	20	29	49	26	80	5	6	4	0	137	14.6
43	Jason Dawe	81	22	26	48	14	32	4	1	3	0	136	16.2
15	Dixon Ward	79	13	32	45	17	36	1	2	4	0	93	14.0
36	Matthew Barnaby	68	19	24	43	16	249	2	0	1	0	121	15.7
3	Garry Galley	71	4	34	38	10	102	1	1	1	0	84	4.8
18	Michal Grosek	82	15	21	36	25	71	1	0	2	1	117	12.8
44	Alexei Zhitnik	80	7	28	35	10	95	3	1	0	1	170	4.1
12	Randy Burridge	55	10	21	31	17	20	1	3	0	0	85	11.8
8	Darryl Shannon	82	4	19	23	23	112	1	0	1	0	94	4.3
4	Mike Wilson	77	2	9	11	13	51	0	0	1	0	57	3.5
81	Miroslav Satan	12	8	2	10	1	4	2	0	1	0	29	27.6
32	Rob Ray	82	7	3	10	3	286	0	0	1	0	45	15.6
74	Jay McKee*	43	1	9	10	3	35	0	0	0	0	29	3.4
16	Pat LaFontaine	13	2	6	8	-8	4	1	0	0	0	38	5.3
38	Barrie Moore*	31	2	6	8	1	18	1	0	0	0	42	4.8
6	Bob Boughner	77	1	7	8	12	225	0	0	0	0	34	2.9
37	Curtis Brown*	28	4	3	7	4	18	0	0	1	0	31	12.9
10	Brad May	42	3	4	7	-8	106	1	0	1	0	75	4.0
93	Anatoli Semenov	25	2	4	6	-3	2	1	0	1	0	21	9.5
76	Wayne Primeau*	45	2	4	6	-2	64	1	0	0	0	25	8.0
5	Ed Ronan	18	1	4	5	4	11	0	0	0	0	10	10.0
39	Dominik Hasek	67	0	3	3	0	30	0	0	0	0	0	0.0
22	Charlie Huddy	1	0	0	0	-1	0	0	0	0	0	0	0.0
40	Rumun Ndur*	2	0	0	0	1	2	0	0	0	0	0	0.0
30	Andrei Trefilov	3	0	0	0	0	0	0	0	0	0	0	0.0
25	Vaclav Varada*	5	0	0	0	0	2	0	0	0	0	2	0.0
31	Steve Shields*	13	0	0	0	0	4	0	0	0	0	0	0.0

NO.	PLAYER	GP	MIN	AVG.	W	L	T	EN	SO	GA	SA	PCT.
39	Dominik Hasek	67	4037	2.27	37	20	10	3	5	153	2177	.930
31	Steve Shields*	13	789	2.97	3	8	2	2	0	39	447	.913
30	Andrei Trefilov	3	159	3.77	0	2	0	1	0	10	98	.898
	TEAM TOTALS	**82**	**5003**	**2.49**	**40**	**30**	**12**	**6**	**5**	**208**	**2728**	**.924**

* - rookie

1997-98 | Regular Season Scoring

NO.	PLAYER	GP	G	A	PTS	+/-	PIM	PP	SH	GW	GT	SHOTS	PCT.
81	Miroslav Satan	79	22	24	46	2	34	9	0	4	0	139	15.8
44	Alexei Zhitnik	78	15	30	45	19	102	2	3	3	2	191	7.9
28	Donald Audette	75	24	20	44	10	59	10	0	5	1	198	12.1
27	Michael Peca	61	18	22	40	12	57	6	5	1	1	132	13.6
17	Jason Dawe	68	19	17	36	10	36	4	1	3	1	115	16.5
19	Brian Holzinger	69	14	21	35	-2	36	4	2	1	1	116	12.1
5	Jason Woolley	71	9	26	35	8	35	3	0	2	1	129	7.0
26	Derek Plante	72	13	21	34	8	26	5	0	1	0	150	8.7
18	Michal Grosek	67	10	20	30	9	60	2	0	1	0	114	8.8
36	Matthew Barnaby	72	5	20	25	8	289	0	0	2	0	96	5.2
37	Curtis Brown	63	12	12	24	11	34	1	1	2	1	91	13.2
15	Dixon Ward	71	10	13	23	9	42	0	2	3	1	99	10.1
8	Darryl Shannon	76	3	19	22	26	56	1	0	1	0	85	3.5
42	Richard Smehlik	72	3	17	20	11	62	0	1	0	0	90	3.3
74	Jay McKee	56	1	13	14	-1	42	0	0	0	0	55	1.8
22	Wayne Primeau	69	6	6	12	9	87	2	0	1	0	51	11.8
10	Brad May	36	4	7	11	2	113	0	0	0	0	41	9.8
25	Vaclav Varada*	27	5	6	11	0	15	0	0	1	1	27	18.5
12	Randy Burridge	30	4	6	10	0	0	1	0	1	0	40	10.0
80	Geoff Sanderson	26	4	5	9	6	20	0	0	2	0	72	5.6
4	Mike Wilson	66	4	4	8	13	48	0	0	1	0	52	7.7
32	Rob Ray	63	2	4	6	2	234	1	0	1	0	19	10.5
9	Erik Rasmussen*	21	2	3	5	2	14	0	0	0	0	28	7.1
6	Bob Boughner	69	1	3	4	5	165	0	0	0	0	26	3.8
24	Paul Kruse	12	1	1	2	1	49	0	0	0	0	8	12.5
39	Dominik Hasek	72	0	2	2	0	12	0	0	0	0	0	0.0
40	Rumun Ndur*	1	0	0	0	-1	2	0	0	0	0	0	0.0
21	Mike Hurlbut	3	0	0	0	-1	2	0	0	0	0	3	0.0
45	Scott Nichol*	3	0	0	0	0	4	0	0	0	0	5	0.0
31	Steve Shields*	16	0	0	0	0	17	0	0	0	0	0	0.0

NO.	PLAYER	GP	MIN	AVG.	W	L	T	EN	SO	GA	SA	PCT.
39	Dominik Hasek	72	4220	2.09	33	23	13	3	13	147	2149	.932
31	Steve Shields*	16	785	2.83	3	6	4	0	0	37	408	.909
	TEAM TOTALS	**82**	**5019**	**2.24**	**36**	**29**	**17**	**3**	**13**	**187**	**2560**	**.927**

* - rookie



Year-by-Year Results

> > > > record book

1998-99 | 37-28-17, 4th place - Northeast Division

Oct. 10	@ Dallas	1-4	L	Jan. 18	@ Florida	4-0	W
Oct. 12	@ Colorado	3-0	W	Jan. 19	@ Tampa Bay	1-2	L
Oct. 16	Florida	2-2	T	Jan. 26	Phoenix	1-1	T
Oct. 17	@ Montreal	4-3	W	Jan. 28	Nashville	2-4	L
Oct. 23	Washington	0-1	L	Jan. 30	Los Angeles	4-1	W
Oct. 24	@ NY Islanders	4-5	L	Feb. 2	@ Pittsburgh	3-5	L
Oct. 27	@ NY Rangers	0-0	T	Feb. 3	Colorado	3-5	L
Oct. 30	Toronto	4-1	W	Feb. 6	@ Montreal	2-3	L
Oct. 31	@ Toronto	6-3	W	Feb. 7	@ Washington	1-3	L
Nov. 3	Boston	4-2	W	Feb. 9	@ Ottawa	1-1	T
Nov. 7	@ Philadelphia	2-2	T	Feb. 11	Montreal	5-2	W
Nov. 10	Ottawa	2-2	T	Feb. 13	NY Islanders	2-2	T
Nov. 12	@ Washington	2-0	W	Feb. 15	Carolina	3-2	W
Nov. 14	Chicago	6-1	W	Feb. 17	Toronto	2-3	L*
Nov. 20	Toronto	4-1	W	Feb. 19	San Jose	4-2	W
Nov. 21	@ Toronto	1-2	L	Feb. 21	Detroit	4-4	T
Nov. 25	NY Rangers	4-2	W	Feb. 24	@ Calgary	2-2	T
Nov. 28	@ Florida	2-6	L	Feb. 26	@ Edmonton	3-6	L
Nov. 29	@ Tampa Bay	6-3	W	Feb. 28	@ Vancouver	2-0	W
Dec. 2	Florida	2-1	W	Mar. 3	Edmonton	3-5	L
Dec. 4	Philadelphia	3-0	W	Mar. 5	Dallas	2-1	W
Dec. 5	@ Nashville	3-1	W	Mar. 7	Philadelphia	1-1	T
Dec. 8	@ St. Louis	2-2	T	Mar. 8	@ Carolina	1-4	L
Dec. 11	NY Rangers	2-0	W	Mar. 11	Tampa Bay	2-5	L
Dec. 12	@ Boston	4-1	W	Mar. 13	Boston	3-1	W
Dec. 18	Montreal	4-2	W	Mar. 15	NY Islanders	2-1	W
Dec. 19	Carolina	2-3	L	Mar. 19	@ NY Rangers	3-2	W*
Dec. 21	@ Carolina	4-1	W	Mar. 23	@ New Jersey	1-1	T
Dec. 23	Tampa Bay	2-0	W	Mar. 24	@ Detroit	1-2	L
Dec. 26	@ New Jersey	2-0	W	Mar. 27	@ Pittsburgh	1-1	T
Dec. 28	New Jersey	4-7	L	Mar. 28	Pittsburgh	4-3	W*
Dec. 30	Ottawa	2-3	L*	Mar. 31	@ Chicago	1-2	L
Jan. 1	Anaheim	2-7	L	Apr. 3	@ Montreal	1-2	L
Jan. 2	Calgary	7-1	W	Apr. 5	Pittsburgh	3-1	W
Jan. 6	@ Anaheim	3-2	W*	Apr. 6	@ NY Islanders	4-3	W
Jan. 7	@ Los Angeles	2-4	L	Apr. 9	Florida	3-1	W
Jan. 9	@ San Jose	2-2	T	Apr. 10	@ Ottawa	1-1	T
Jan. 11	@ Phoenix	0-1	L	Apr. 13	@ Philadelphia	2-2	T
Jan. 13	St. Louis	2-4	L	Apr. 14	New Jersey	1-2	L
Jan. 15	Boston	2-1	W	Apr. 17	@ Boston	1-2	L*
Jan. 16	@ Ottawa	1-1	T	Apr. 18	Washington	3-0	W

** overtime decision*

1999-00 | 35-32-11-4, 3rd place - Northeast Division

Oct. 2	@ Detroit	0-2	L	Jan. 8	@ Ottawa	7-4	W
Oct. 8	Washington	2-3	L	Jan. 13	@ Boston	0-0	T
Oct. 9	@ Atlanta	5-5	T	Jan. 14	Montreal	1-2	L
Oct. 11	Phoenix	2-2	T	Jan. 17	@ Anaheim	5-0	W
Oct. 16	@ Montreal	1-2	L	Jan. 18	@ Los Angeles	3-5	L
Oct. 17	@ Philadelphia	2-5	L	Jan. 20	@ Phoenix	1-2	L
Oct. 20	Nashville	3-4	L	Jan. 22	@ Carolina	1-4	L
Oct. 22	Carolina	7-3	W	Jan. 25	Tampa Bay	2-1	W
Oct. 23	@ Ottawa	0-4	L	Jan. 28	Ottawa	1-0	W
Oct. 27	Tampa Bay	4-3	W	Jan. 29	@ Boston	0-1	L
Oct. 29	Florida	3-2	W*	Feb. 1	Anaheim	2-2	T
Oct. 30	@ Boston	0-3	L	Feb. 3	Ottawa	4-2	W
Nov. 3	@ Dallas	3-1	W	Feb. 8	@ Colorado	2-0	W
Nov. 4	@ Chicago	5-4	W*	Feb. 10	@ Nashville	2-1	W*
Nov. 6	NY Islanders	2-1	W	Feb. 12	@ Philadelphia	2-3	O*
Nov. 10	Boston	6-2	W	Feb. 13	Edmonton	2-2	T
Nov. 12	@ Tampa Bay	2-4	L	Feb. 16	@ Pittsburgh	1-1	T
Nov. 13	@ Florida	1-3	L	Feb. 17	Vancouver	1-2	L
Nov. 16	@ Pittsburgh	2-3	L	Feb. 19	Los Angeles	4-1	W
Nov. 19	@ Atlanta	4-0	W	Feb. 21	New Jersey	3-2	W
Nov. 20	Atlanta	4-3	W	Feb. 25	NY Rangers	3-6	L
Nov. 24	Washington	5-2	W	Feb. 26	@ Toronto	2-5	L
Nov. 26	St. Louis	0-2	L	Feb. 28	@ Florida	5-2	W
Nov. 28	@ Tampa Bay	3-2	W*	Mar. 1	@ NY Rangers	3-3	T
Nov. 30	Pittsburgh	1-4	L	Mar. 4	@ NY Islanders	2-4	L
Dec. 2	Philadelphia	2-4	L	Mar. 5	@ Washington	1-2	L
Dec. 4	NY Rangers	1-1	T	Mar. 8	Boston	2-1	W*
Dec. 6	@ Toronto	2-3	O*	Mar. 10	Montreal	2-3	L
Dec. 8	Ottawa	0-0	T	Mar. 12	NY Islanders	4-2	W
Dec. 10	Chicago	2-1	W	Mar. 15	@ San Jose	5-6	O*
Dec. 14	Philadelphia	3-1	W	Mar. 16	@ Vancouver	3-6	L
Dec. 17	Florida	2-4	L	Mar. 18	@ Calgary	5-1	W
Dec. 18	@ NY Islanders	2-2	T	Mar. 20	Montreal	4-1	W
Dec. 21	@ NY Rangers	3-1	W	Mar. 23	Calgary	4-2	W
Dec. 23	Colorado	2-1	W	Mar. 27	@ Carolina	5-1	W
Dec. 27	@ New Jersey	1-4	L	Mar. 31	Carolina	1-3	L
Dec. 28	Detroit	2-7	L	Apr. 1	@ Montreal	2-0	W
Jan. 1	Toronto	8-1	W	Apr. 3	Toronto	3-2	W
Jan. 3	@ Toronto	2-6	L	Apr. 6	@ New Jersey	5-0	W
Jan. 4	Atlanta	4-5	L	Apr. 7	Pittsburgh	1-2	O*
Jan. 6	New Jersey	3-6	L	Apr. 9	@ Washington	1-1	T

** overtime decision O - overtime loss*

1998-99 | Regular Season Scoring

NO.	PLAYER	GP	G	A	PTS	+/-	PIM	PP	SH	GW	GT	SHOTS	PCT.
81	Miroslav Satan	81	40	26	66	24	44	13	3	6	1	208	19.2
27	Michael Peca	82	27	29	56	7	81	10	0	8	1	199	13.6
18	Michal Grosek	76	20	30	50	21	102	4	0	3	1	140	14.3
37	Curtis Brown	78	16	31	47	23	56	5	1	3	3	128	12.5
15	Dixon Ward	78	20	24	44	10	44	2	1	4	1	101	19.8
5	Jason Woolley	80	10	33	43	16	62	4	0	2	1	154	6.5
19	Brian Holzinger	81	17	17	34	2	45	5	0	2	0	143	11.9
44	Alexei Zhitnik	81	7	26	33	-6	96	3	1	2	0	185	3.8
25	Vaclav Varada	72	7	24	31	11	61	1	0	1	0	123	5.7
80	Geoff Sanderson	75	12	18	30	8	22	1	0	1	0	155	7.7
26	Derek Plante	41	4	11	15	3	12	0	0	0	0	66	6.1
8	Darryl Shannon	71	3	12	15	28	52	1	0	0	1	80	3.8
42	Richard Smehlik	72	3	11	14	-9	44	0	0	0	0	61	4.9
22	Wayne Primeau	67	5	8	13	-6	38	0	0	0	1	55	9.1
9	Erik Rasmussen*	42	3	7	10	6	37	0	0	0	0	40	7.5
36	Matthew Barnaby	44	4	4	8	-2	143	0	0	3	0	52	7.7
3	James Patrick	45	1	7	8	12	16	0	0	0	0	31	3.2
74	Jay McKee	72	0	6	6	20	75	0	0	0	0	57	0.0
17	Randy Cunneyworth	14	2	2	4	1	0	0	0	1	0	12	16.7
41	Stu Barnes	18	0	4	4	1	10	0	0	0	0	25	0.0
32	Rob Ray	76	0	4	4	-2	261	0	0	0	0	23	0.0
24	Paul Kruse	43	3	0	3	0	114	0	0	0	0	33	9.1
4	Mike Wilson	30	1	2	3	10	47	0	0	1	0	40	2.5
90	Joe Juneau	9	1	1	2	-1	2	0	0	0	0	8	12.5
4	Rhett Warrener	13	1	0	1	3	20	0	0	0	0	11	9.1
34	J-Luc Grand-Pierre*	16	0	1	1	0	17	0	0	0	0	11	0.0
21	Mike Hurlbut	1	0	0	0	2	0	0	0	0	0	2	0.0
46	Dean Sylvester*	1	0	0	0	-1	0	0	0	0	0	1	0.0
83	Domenic Pittis*	3	0	0	0	0	2	0	0	0	0	1	0.0
29	Jason Holland*	3	0	0	0	-1	8	0	0	0	0	2	0.0
6	Cory Sarich*	4	0	0	0	3	0	0	0	0	0	2	0.0
43	Martin Biron*	6	0	0	0	0	0	0	0	0	0	0	0.0
40	Rumun Ndur	8	0	0	0	1	16	0	0	0	0	21	4.8
30	Dwayne Roloson	18	0	0	0	0	4	0	0	0	0	0	0.0
39	Dominik Hasek	64	0	0	0	0	14	0	0	0	0	0	0.0

NO.	PLAYER	GP	MIN	AVG.	W	L	T	EN	SO	GA	SA	PCT.
39	Dominik Hasek	64	3817	1.87	30	18	14	2	9	119	1877	.937
43	Martin Biron*	6	281	2.14	1	2	1	1	0	10	120	.917
30	Dwayne Roloson	18	911	2.77	6	8	2	1	1	42	460	.909
	TEAM TOTALS	**82**	**5020**	**2.09**	**37**	**28**	**17**	**4**	**10**	**175**	**2461**	**.929**

* - rookie

1999-00 | Regular Season Scoring

NO.	PLAYER	GP	G	A	PTS	+/-	PIM	PP	SH	GW	GT	SHOTS	PCT.
81	Miroslav Satan	81	33	34	67	16	32	5	3	5	1	265	12.5
37	Curtis Brown	74	22	29	51	19	42	5	0	4	1	149	14.8
41	Stu Barnes	82	20	25	45	-3	16	8	2	2	0	137	14.6
27	Michael Peca	73	20	21	41	6	67	2	0	3	0	144	13.9
25	Vaclav Varada	76	10	27	37	12	62	0	0	0	0	140	7.1
61	Maxim Afinogenov*	65	16	18	34	-4	41	2	0	2	0	128	12.5
18	Michel Grosek	61	11	23	34	12	35	2	0	2	0	96	11.5
5	Jason Woolley	74	8	25	33	14	52	2	0	2	0	113	7.1
8	Geoff Sanderson	67	13	13	26	4	22	4	0	3	0	136	9.6
19	Brian Holzinger	59	7	17	24	4	30	0	1	2	0	81	8.6
15	Dixon Ward	71	11	9	20	1	41	1	2	2	0	101	10.9
29	Vladimir Tsyplakov	34	6	13	19	17	10	0	0	1	0	46	13.0
74	Jay McKee	78	5	12	17	5	50	1	0	1	0	84	6.0
93	Doug Gilmour	11	3	14	17	3	12	2	0	0	0	13	23.1
9	Erik Rasmussen	67	8	6	14	1	43	0	0	2	0	76	10.5
3	James Patrick	66	5	8	13	8	22	0	0	3	0	40	12.5
44	Alexei Zhitnik	74	2	11	13	-6	95	1	0	0	0	139	1.4
22	Wayne Primeau	41	5	7	12	-8	38	2	0	1	0	40	12.5
42	Richard Smehlik	64	2	9	11	13	50	0	0	0	0	67	3.0
77	Chris Gratton	14	1	7	8	1	15	0	0	0	0	34	2.9
51	Brian Campbell*	12	1	4	5	-2	4	0	0	0	0	10	10.0
32	Rob Ray	69	1	3	4	0	158	0	0	0	0	17	5.9
6	Cory Sarich	42	0	4	4	2	35	0	0	0	0	49	0.0
4	Rhett Warrener	61	0	3	3	18	89	0	0	0	0	68	0.0
16	Chris Taylor	11	1	1	2	-2	2	0	0	0	0	15	6.7
55	Denis Hamel*	3	1	0	1	-1	0	0	0	0	0	3	33.3
12	Domenic Pittis*	7	1	0	1	1	6	0	0	0	0	6	16.7
20	Jason Holland*	9	0	1	1	0	0	0	0	0	0	8	0.0
39	Dominik Hasek	35	0	1	1	0	12	0	0	0	0	0	0.0
20	Doug Houda	1	0	0	0	0	12	0	0	0	0	0	0.0
21	Mike Hurlbut	1	0	0	0	1	2	0	0	0	0	1	0.0
64	David Moravec	1	0	0	0	-1	0	0	0	0	0	2	0.0
45	Dmitri Kalinin*	4	0	0	0	0	4	0	0	0	0	3	0.0
24	Paul Kruse	11	0	0	0	-2	43	0	0	0	0	7	0.0
34	J-Luc Grand-Pierre*	11	0	0	0	-1	15	0	0	0	0	10	0.0
30	Dwayne Roloson	14	0	0	0	0	0	0	0	0	0	0	0.0
43	Martin Biron*	41	0	0	0	0	6	0	0	0	0	0	0.0

NO.	PLAYER	GP	MIN	AVG.	W	L	T	EN	SO	GA	SA	PCT.
43	Martin Biron*	41	2229	2.42	19	18	2	2	5	90	988	.909
39	Dominik Hasek	35	2066	2.21	15	11	6	2	3	76	937	.919
30	Dwayne Roloson	14	677	2.84	1	7	3	2	0	32	277	.884
	TEAM TOTALS	**82**	**4996**	**2.45**	**35**	**36**	**11**	**6**	**8**	**204**	**2208**	**.908**

* - rookie



Year-by-Year Results

> > > > record book

2000-01 | 46-30-5-1, 2nd place – Northeast Division

Oct. 5	Chicago	4-2	W	Jan. 11	@ Los Angeles	2-3	L
Oct. 7	Los Angeles	5-3	W	Jan. 12	@ Anaheim	4-0	W
Oct. 13	@ Edmonton	2-3	L	Jan. 16	Tampa Bay	3-1	W
Oct. 14	@ Vancouver	0-4	L	Jan. 19	Florida	1-0	W
Oct. 17	@ Montreal	3-4	L	Jan. 20	@ Toronto	0-2	L
Oct. 20	Anaheim	2-2	T	Jan. 23	Columbus	1-2	L
Oct. 21	@ Detroit	4-5	O*	Jan. 26	Boston	1-2	L
Oct. 25	Carolina	4-1	W	Jan. 27	@ NY Islanders	2-1	W
Oct. 27	Toronto	2-1	W	Jan. 31	@ Florida	2-5	L
Oct. 28	@ Chicago	3-1	W	Feb. 1	@ Tampa Bay	2-4	L
Nov. 3	Montreal	5-4	W	Feb. 6	@ NY Rangers	6-3	W
Nov. 4	@ Philadelphia	0-3	L	Feb. 7	NY Islanders	2-1	W*
Nov. 9	NY Islanders	3-0	W	Feb. 10	@ Ottawa	2-1	W*
Nov. 11	@ New Jersey	4-0	W	Feb. 11	Montreal	3-4	L
Nov. 13	Calgary	3-2	W*	Feb. 13	@ Atlanta	4-5	L
Nov. 15	Dallas	2-2	T	Feb. 15	Atlanta	3-1	W
Nov. 17	Minnesota	3-1	W	Feb. 17	New Jersey	5-1	W
Nov. 18	@ St. Louis	1-4	L	Feb. 19	Ottawa	2-0	W
Nov. 22	Philadelphia	1-3	L	Feb. 22	@ New Jersey	1-0	W
Nov. 24	NY Rangers	3-2	W	Feb. 23	Phoenix	3-7	L
Nov. 25	@ Montreal	5-3	W	Feb. 25	Tampa Bay	5-4	W
Nov. 28	@ Ottawa	1-3	L	Feb. 27	@ Ottawa	4-1	W
Dec. 1	Pittsburgh	4-6	L	Mar. 1	@ Philadelphia	0-2	L
Dec. 2	@ Pittsburgh	3-2	W	Mar. 3	@ Colorado	3-2	W*
Dec. 5	@ Montreal	3-2	W	Mar. 4	@ Dallas	1-4	L
Dec. 7	New Jersey	5-2	W	Mar. 6	@ Boston	3-1	W
Dec. 8	@ NY Rangers	2-5	L	Mar. 9	Edmonton	0-4	L
Dec. 12	@ Boston	3-0	W	Mar. 14	NY Rangers	6-3	W
Dec. 15	@ Carolina	3-5	L	Mar. 16	Vancouver	4-2	W
Dec. 16	Florida	3-2	W	Mar. 17	@ Washington	3-2	W
Dec. 20	@ Washington	2-2	T	Mar. 20	Toronto	3-0	W
Dec. 21	Washington	1-3	L	Mar. 21	@ Carolina	0-1	L
Dec. 23	San Jose	5-2	W	Mar. 24	Carolina	3-1	W
Dec. 26	Pittsburgh	3-5	L	Mar. 26	@ Atlanta	4-0	W
Dec. 29	Ottawa	2-0	W	Mar. 27	@ Pittsburgh	1-4	L
Dec. 30	@ NY Islanders	2-0	W	Mar. 30	Atlanta	4-0	W
Jan. 1	Boston	3-4	L	Apr. 1	@ Tampa Bay	4-2	W
Jan. 3	@ Toronto	1-1	T	Apr. 2	@ Florida	5-3	W
Jan. 5	Toronto	3-3	T	Apr. 4	Boston	2-3	L
Jan. 6	@ Nashville	2-0	W	Apr. 6	Washington	2-1	W
Jan. 9	@ San Jose	1-2	L	Apr. 8	Philadelphia	1-2	L

** overtime decision O - overtime loss*

2000-01 | Regular Season Scoring

NO.	PLAYER	GP	G	A	PTS	+/-	PIM	PP	SH	GW	GT	SHOTS	PCT.
28	Donald Audette	76	34	45	79	-2	76	14	1	3	2	225	15.1
81	Miroslav Satan	82	29	33	62	5	36	8	2	4	1	206	14.1
57	Steve Heinze	79	27	27	54	-13	46	15	0	4	0	144	18.8
17	J-P Dumont	79	23	28	51	1	54	9	0	5	0	156	14.7
41	Stu Barnes	75	19	24	43	-2	26	3	2	5	0	160	11.9
77	Chris Gratton	82	19	21	40	0	102	5	0	5	1	156	12.2
93	Doug Gilmour	71	7	31	38	3	70	4	0	0	0	91	7.7
44	Alexei Zhitnik	78	8	29	37	-3	75	5	0	1	1	149	5.4
61	Maxim Afinogenov	78	14	22	36	1	40	3	0	5	0	190	7.4
52	Dave Andreychuk	74	20	13	33	0	32	8	0	4	0	119	16.8
37	Curtis Brown	70	10	22	32	15	34	2	1	0	0	105	9.5
9	Erik Rasmussen	82	12	19	31	0	51	1	0	3	0	95	12.6
25	Vaclav Varada	75	10	21	31	-2	81	2	0	2	0	112	8.9
5	Jason Woolley	67	5	18	23	0	46	4	0	3	0	92	5.4
45	Dmitri Kalinin*	79	4	18	22	-2	38	2	0	0	0	88	4.5
4	Rhett Warrener	77	3	16	19	10	78	0	0	2	0	103	2.9
42	Richard Smehlik	56	3	12	15	6	4	0	0	1	0	40	7.5
29	Vladimir Tsyplakov	36	7	7	14	2	10	0	0	0	0	39	17.9
3	James Patrick	54	4	9	13	9	12	1	0	0	0	48	8.3
55	Denis Hamel*	41	8	3	11	-2	22	1	1	3	0	55	14.5
74	Jay McKee	74	1	10	11	9	76	0	0	0	0	62	1.6
32	Rob Ray	63	4	6	10	2	210	0	0	1	0	33	12.1
26	Eric Boulton*	35	1	2	3	-1	94	0	0	0	0	20	5.0
39	Dominik Hasek	67	0	3	3	0	22	0	0	0	0	0	0.0
16	Chris Taylor	14	0	2	2	1	6	0	0	0	0	21	0.0
35	Mika Noronen*	2	0	0	0	0	0	0	0	0	0	0	0.0
51	Brian Campbell*	8	0	0	0	-2	2	0	0	0	0	7	0.0
43	Martin Biron	18	0	0	0	0	0	0	0	0	0	0	0.0

NO.	PLAYER	GP	MIN	AVG.	W	L	T	EN	SO	GA	SA	PCT.
39	Dominik Hasek	67	3904	2.11	37	24	4	2	11	137	1726	.921
43	Martin Biron	18	918	2.55	7	7	1	1	2	39	427	.909
35	Mika Noronen*	2	108	2.78	2	0	0	0	0	5	39	.872
	TEAM TOTALS	**82**	**4956**	**2.23**	**46**	**31**	**5**	**3**	**13**	**184**	**2195**	**.916**

* - rookie

2001-02 | 35-35-11-1, 5th place – Northeast Division

Oct. 4	Atlanta	1-2	L	Jan. 6	@ Minnesota	4-1	W
Oct. 6	Ottawa	3-2	W	Jan. 8	Vancouver	3-2	W
Oct. 7	@ NY Rangers	4-5	O*	Jan. 10	Pittsburgh	0-2	L
Oct. 10	Philadelphia	2-1	W	Jan. 12	New Jersey	2-1	W
Oct. 12	@ Detroit	2-4	L	Jan. 16	@ Anaheim	3-1	W
Oct. 14	Pittsburgh	4-1	W	Jan. 17	@ Los Angeles	2-4	L
Oct. 16	Nashville	3-3	T	Jan. 19	@ Phoenix	3-1	W
Oct. 19	Columbus	1-3	L	Jan. 21	@ Colorado	2-3	L
Oct. 20	@ Montreal	3-1	W	Jan. 23	St. Louis	2-5	L
Oct. 22	San Jose	4-1	W	Jan. 25	Tampa Bay	4-1	W
Oct. 26	Montreal	2-5	L	Jan. 27	@ Washington	3-2	W*
Oct. 27	@ New Jersey	1-3	L	Jan. 29	@ Carolina	2-2	T
Oct. 30	Phoenix	2-3	L	Feb. 5	@ Boston	2-2	T
Nov. 2	Tampa Bay	4-1	W	Feb. 8	Ottawa	3-2	W*
Nov. 3	@ Ottawa	0-3	L	Feb. 10	@ New Jersey	1-4	L
Nov. 8	Atlanta	8-0	W	Feb. 12	New Jersey	2-2	T
Nov. 10	NY Rangers	2-4	L	Feb. 26	@ Atlanta	1-2	L
Nov. 12	@ Florida	5-3	W	Mar. 1	Boston	4-3	W
Nov. 13	@ Nashville	1-4	L	Mar. 2	@ Toronto	3-3	T
Nov. 16	Florida	0-2	L	Mar. 4	Edmonton	0-3	L
Nov. 17	@ Boston	1-3	L	Mar. 7	@ NY Islanders	5-0	W
Nov. 19	@ Atlanta	2-3	L	Mar. 8	Montreal	3-0	W
Nov. 21	Toronto	4-2	W	Mar. 10	Detroit	5-1	W
Nov. 23	Calgary	5-2	W	Mar. 12	NY Islanders	0-3	L
Nov. 24	@ Pittsburgh	1-3	L	Mar. 14	@ Philadelphia	3-1	W
Nov. 27	NY Rangers	2-2	T	Mar. 15	@ Florida	2-5	L
Nov. 28	@ Washington	5-2	W	Mar. 17	@ Tampa Bay	2-2	T
Dec. 1	@ NY Islanders	4-2	W	Mar. 19	Ottawa	5-1	W
Dec. 4	@ Carolina	4-2	W	Mar. 21	Boston	1-2	L
Dec. 7	Colorado	1-4	L	Mar. 23	@ Toronto	0-2	L
Dec. 8	@ Boston	2-4	L	Mar. 24	@ Ottawa	3-2	W*
Dec. 12	@ Dallas	3-4	L	Mar. 26	Washington	3-4	L
Dec. 14	Carolina	3-2	W*	Mar. 28	@ St. Louis	1-4	L
Dec. 15	@ NY Rangers	2-4	L	Mar. 30	@ Philadelphia	3-1	W
Dec. 19	Chicago	5-6	L	Apr. 1	Philadelphia	3-1	W
Dec. 21	Toronto	3-3	T	Apr. 3	NY Islanders	1-1	T
Dec. 22	@ Toronto	2-3	L	Apr. 5	Florida	3-1	W
Dec. 26	Montreal	3-1	W	Apr. 7	@ Tampa Bay	5-3	W
Dec. 29	@ Columbus	2-2	T	Apr. 10	@ Pittsburgh	4-4	T
Dec. 31	Carolina	4-5	L	Apr. 12	Washington	1-3	L
Jan. 3	@ Calgary	1-3	L	Apr. 13	@ Montreal	3-0	W

** overtime decision O - overtime loss*

2001-02 | Regular Season Scoring

NO.	PLAYER	GP	G	A	PTS	+/-	PIM	PP	SH	GW	GT	SHOTS	PCT.
81	Miroslav Satan	82	37	36	73	14	33	15	5	5	0	267	13.9
41	Stu Barnes	68	17	31	48	6	26	5	0	4	1	127	13.4
18	Tim Connolly	82	10	35	45	4	34	3	0	3	0	126	7.9
17	J-P Dumont	76	23	21	44	-10	42	7	0	3	1	154	14.9
61	Maxim Afinogenov	81	21	19	40	-9	69	3	1	0	0	234	9.0
77	Chris Gratton	82	15	24	39	0	75	1	0	5	0	139	10.8
37	Curtis Brown	82	20	17	37	-4	32	4	1	5	0	171	11.7
44	Alexei Zhitnik	82	1	33	34	-1	80	1	0	0	0	150	0.7
5	Jason Woolley	59	8	20	28	-6	34	6	0	2	0	90	8.9
25	Vaclav Varada	76	7	16	23	-7	82	1	0	1	0	138	5.1
13	Vyacheslav Kozlov	38	9	13	22	0	16	3	0	1	1	68	13.2
24	Taylor Pyatt	48	10	10	20	4	35	0	0	0	1	61	16.4
9	Erik Rasmussen	69	8	11	19	-1	34	0	0	2	0	89	9.0
3	James Patrick	56	5	8	13	3	16	1	0	0	0	45	11.1
74	Jay McKee	81	2	11	13	18	43	0	0	1	0	50	4.0
45	Dmitri Kalinin	58	2	11	13	-6	26	0	0	0	0	67	3.0
4	Rhett Warrener	65	5	5	10	15	113	0	0	1	1	66	7.6
42	Richard Smehlik	60	3	6	9	-9	22	0	0	1	1	52	5.8
29	Bob Corkum	75	3	5	8	-32	20	0	0	0	0	80	3.8
55	Denis Hamel	61	2	6	8	-1	28	0	0	0	0	80	2.5
51	Brian Campbell	29	3	3	6	0	12	0	0	0	0	30	10.0
32	Rob Ray	71	2	3	5	-3	200	0	0	0	0	23	8.7
26	Eric Boulton	35	2	3	5	-1	129	0	0	1	0	21	9.5
12	Ales Kotalik*	13	1	3	4	-1	2	0	0	0	0	21	4.8
19	Norman Milley*	5	0	1	1	0	0	0	0	0	0	10	0.0
43	Martin Biron	72	0	1	1	0	8	0	0	0	0	0	0.0
8	Rory Fitzpatrick	5	0	0	0	-2	4	0	0	0	0	2	0.0
10	Henrik Tallinder	2	0	0	0	-1	0	0	0	0	0	4	0.0
35	Mika Noronen*	10	0	0	0	0	2	0	0	0	0	0	0.0
31	Bob Essensa	9	0	0	0	0	0	0	0	0	0	0	0.0

NO.	PLAYER	GP	MIN	AVG.	W	L	T	EN	SO	GA	SA	PCT.
43	Martin Biron	72	4085	2.22	31	28	10	6	4	151	1781	.915
35	Mika Noronen*	10	518	2.66	4	3	1	0	0	23	217	.894
31	Bob Essensa	9	350	2.91	0	5	0	3	0	17	113	.850
	TEAM TOTALS	**82**	**4953**	**2.31**	**35**	**36**	**11**	**9**	**4**	**191**	**2111**	**.909**

* - rookie



Year-by-Year Results

> > > > record book

2002-03 | 27-37-10-8, 5th place - Northeast Division

Oct. 10	NY Islanders	5-1	W	Jan. 11	@ Montreal	3-2	W
Oct. 12	@ Montreal	6-1	W	Jan. 14	@ Minnesota	1-0	W
Oct. 13	@ Chicago	0-3	L	Jan. 16	@ San Jose	2-2	T
Oct. 17	NY Rangers	4-4	T	Jan. 18	@ Phoenix	1-0	W
Oct. 19	Phoenix	2-3	L	Jan. 21	Pittsburgh	0-0	T
Oct. 22	Philadelphia	2-1	W	Jan. 24	Toronto	4-0	W
Oct. 25	New Jersey	1-2	L	Jan. 25	@ Ottawa	3-4	O*
Oct. 26	@ Pittsburgh	2-5	L	Jan. 27	Nashville	1-5	L
Oct. 29	@ Vancouver	1-1	T	Jan. 30	@ St. Louis	1-2	O*
Oct. 31	@ Calgary	0-3	L	Feb. 4	@ New Jersey	1-4	L
Nov. 1	@ Edmonton	1-1	T	Feb. 7	Vancouver	2-4	L
Nov. 3	@ Columbus	2-3	L	Feb. 8	@ NY Islanders	1-3	L
Nov. 7	@ Carolina	0-2	L	Feb. 11	St. Louis	2-3	L
Nov. 9	Atlanta	4-6	L	Feb. 13	@ Detroit	2-4	L
Nov. 12	Boston	3-4	L	Feb. 15	NY Rangers	5-4	W
Nov. 15	Toronto	2-3	L	Feb. 17	@ Atlanta	3-4	O*
Nov. 16	@ Ottawa	1-4	L	Feb. 19	Montreal	2-1	W*
Nov. 19	@ New Jersey	3-4	O*	Feb. 21	Los Angeles	1-4	L
Nov. 22	Columbus	5-4	W	Feb. 23	@ Tampa Bay	4-1	W
Nov. 23	@ Boston	1-4	L	Feb. 24	@ Florida	2-2	T
Nov. 27	Tampa Bay	1-1	T	Feb. 26	@ Washington	2-3	L
Nov. 29	Pittsburgh	1-4	L	Feb. 28	Dallas	5-3	W
Nov. 30	@ Toronto	1-3	L	Mar. 1	@ NY Islanders	1-2	O*
Dec. 4	Anaheim	4-0	W	Mar. 4	Washington	1-2	L
Dec. 6	@ NY Rangers	4-1	W	Mar. 6	Toronto	4-2	W
Dec. 7	Washington	4-3	W	Mar. 8	@ Florida	4-0	W
Dec. 10	Ottawa	2-4	L	Mar. 9	@ Tampa Bay	1-1	T
Dec. 13	Chicago	1-1	T	Mar. 12	Carolina	2-3	O*
Dec. 14	@ Philadelphia	0-2	L	Mar. 14	Tampa Bay	2-4	L
Dec. 18	Boston	4-2	W	Mar. 15	@ Atlanta	3-5	L
Dec. 20	Florida	0-2	L	Mar. 18	Philadelphia	5-2	W
Dec. 21	@ Montreal	2-6	L	Mar. 19	@ NY Rangers	0-3	L
Dec. 23	@ Pittsburgh	2-5	L	Mar. 22	@ Toronto	2-3	O*
Dec. 26	Ottawa	2-3	L	Mar. 24	Colorado	4-3	W*
Dec. 28	Minnesota	3-4	L	Mar. 26	Florida	2-1	W
Dec. 30	@ Washington	3-4	L	Mar. 28	Montreal	4-1	W
Dec. 31	NY Islanders	0-1	O*	Mar. 29	@ Carolina	3-1	W
Jan. 3	Carolina	6-3	W	Mar. 31	@ Dallas	0-3	L
Jan. 4	@ Ottawa	2-1	W*	Apr. 2	Atlanta	4-3	W
Jan. 7	@ Philadelphia	2-3	L	Apr. 5	@ Boston	5-8	L
Jan. 10	Boston	4-2	W	Apr. 6	New Jersey	2-2	T

** overtime decision O - overtime loss*

2003-04 | 37-34-5-4, 5th place - Northeast Division

Oct. 9	@ Philadelphia	0-2	L	Jan. 7	Philadelphia	1-1	T
Oct. 11	NY Islanders	0-6	L	Jan. 9	Ottawa	3-2	W
Oct. 13	Dallas	4-3	W	Jan. 12	@ Boston	3-4	L
Oct. 16	@ Edmonton	1-4	L	Jan. 13	Philadelphia	6-2	W
Oct. 18	@ Calgary	2-0	W	Jan. 15	Boston	0-1	L
Oct. 20	@ Vancouver	1-6	L	Jan. 17	@ NY Islanders	2-4	L
Oct. 23	@ Los Angeles	5-1	W	Jan. 20	@ Atlanta	1-4	L
Oct. 24	@ Anaheim	5-2	W	Jan. 22	@ Boston	3-2	W
Oct. 26	@ Colorado	3-1	W	Jan. 24	@ Philadelphia	1-2	L
Oct. 28	Minnesota	1-3	L	Jan. 25	@ Carolina	4-2	W
Oct. 30	Toronto	5-3	W	Jan. 27	Montreal	4-1	W
Nov. 1	@ Ottawa	1-1	T	Jan. 30	@ NY Rangers	3-1	W
Nov. 5	Atlanta	4-7	L	Jan. 31	NY Rangers	3-1	W
Nov. 7	Montreal	2-1	W	Feb. 5	Boston	2-6	L
Nov. 8	@ Montreal	0-3	L	Feb. 10	San Jose	2-1	W
Nov. 12	New Jersey	2-2	T#	Feb. 13	Los Angeles	8-3	W
Nov. 14	Pittsburgh	1-2	O*	Feb. 14	@ Toronto	6-4	W
Nov. 17	@ Ottawa	2-1	W	Feb. 16	Atlanta	7-2	W
Nov. 19	@ New Jersey	1-4	L	Feb. 18	Florida	1-1	T
Nov. 21	Carolina	5-0	W	Feb. 20	Tampa Bay	4-3	W*
Nov. 22	@ Tampa Bay	1-2	L	Feb. 21	@ NY Islanders	1-4	L
Nov. 24	@ Florida	1-2	L	Feb. 25	@ New Jersey	2-8	L
Nov. 26	Washington	5-2	W	Feb. 27	NY Islanders	2-4	L
Nov. 28	Florida	4-3	W	Feb. 28	@ Ottawa	1-7	L
Nov. 29	@ Nashville	1-4	L	Mar. 3	Ottawa	4-3	W
Dec. 3	@ Chicago	3-2	W	Mar. 6	@ Toronto	5-1	W
Dec. 4	Phoenix	2-3	L	Mar. 7	St. Louis	1-5	L
Dec. 6	Tampa Bay	1-3	L	Mar. 10	@ Washington	6-0	W
Dec. 10	Detroit	2-7	L	Mar. 11	Boston	2-3	O*
Dec. 12	NY Rangers	1-3	L	Mar. 13	@ Boston	2-3	O*
Dec. 13	@ Minnesota	2-3	L	Mar. 15	Toronto	5-6	O*
Dec. 16	@ Pittsburgh	1-2	L	Mar. 17	@ Atlanta	4-3	W*
Dec. 19	New Jersey	2-5	L	Mar. 18	@ Tampa Bay	1-3	L
Dec. 23	Ottawa	2-2	T	Mar. 20	@ Florida	2-1	W
Dec. 26	Carolina	3-1	W	Mar. 24	Montreal	2-1	W
Dec. 27	@ Washington	3-1	W	Mar. 26	Pittsburgh	5-1	W
Dec. 29	@ Carolina	1-2	L	Mar. 27	@ Pittsburgh	2-2	T
Dec. 31	Washington	7-1	W	Mar. 29	Columbus	6-0	W
Jan. 2	Anaheim	5-2	W	Mar. 31	@ NY Rangers	4-3	W
Jan. 3	@ Toronto	3-3	T	Apr. 2	Toronto	0-2	L
Jan. 6	@ Montreal	1-3	L	Apr. 3	@ Montreal	3-6	L

** overtime decision O - overtime loss # played at Blue Cross Arena (Rochester, NY)*

2002-03 | Regular Season Scoring

NO.	PLAYER	GP	G	A	PTS	+/-	PIM	PP	SH	GW	GT	SHOTS	PCT.
81	Miroslav Satan	79	26	49	75	-3	20	11	1	3	1	240	10.8
77	Chris Gratton	66	15	29	44	-5	86	4	0	2	0	187	8.0
12	Ales Kotalik*	68	21	14	35	-2	30	4	0	2	2	138	15.2
17	J-P Dumont	76	14	21	35	-14	44	2	0	2	0	135	10.4
41	Stu Barnes	68	11	21	32	-13	20	2	1	2	0	124	8.9
37	Curtis Brown	74	15	16	31	4	40	3	4	4	0	144	10.4
24	Taylor Pyatt	78	14	14	28	-8	38	2	0	0	0	110	12.7
71	Jochen Hecht	49	10	16	26	4	30	2	0	2	0	145	6.9
18	Tim Connolly	80	12	13	25	-28	32	6	0	2	0	159	7.5
45	Dmitri Kalinin	65	8	13	21	-7	57	3	1	0	1	83	9.6
44	Alexei Zhitnik	70	3	18	21	-5	85	0	0	1	0	138	2.2
51	Brian Campbell	65	2	17	19	-8	20	0	0	1	0	90	2.2
22	Adam Mair	79	6	11	17	-4	146	0	1	1	0	83	7.2
3	James Patrick	69	4	12	16	-3	26	2	0	1	0	63	6.3
10	Henrik Tallinder*	46	3	10	13	-3	28	1	0	0	0	37	8.1
48	Daniel Briere	14	7	5	12	-	12	5	0	1	1	39	17.9
25	Vaclav Varada	44	7	4	11	-2	23	1	0	0	0	64	10.9
61	Maxim Afinogenov	35	5	6	11	-12	21	2	0	2	0	77	6.5
4	Rhett Warrener	50	0	9	9	1	63	0	0	0	0	47	0.0
26	Eric Boulton	58	1	5	6	1	178	0	0	0	0	33	3.0
28	Jason Botterill	17	1	4	5	1	14	1	0	0	0	20	5.0
74	Jay McKee	59	0	5	5	-16	49	0	0	0	0	44	0.0
16	Chris Taylor	11	1	3	4	-1	2	0	0	0	0	10	10.0
8	Rory Fitzpatrick	36	1	3	4	-7	16	0	0	0	0	29	3.4
5	Jason Woolley	14	0	3	3	-1	29	0	0	0	0	29	0.0
55	Denis Hamel	25	2	0	2	-4	17	0	0	1	0	41	4.9
19	Norman Milley*	8	0	2	2	-2	6	0	0	0	0	8	0.0
15	Milan Bartovic*	3	1	0	1	0	0	0	0	0	0	5	20.0
43	Martin Biron	54	0	1	1	0	12	0	0	0	0	0	0.0
6	Doug Houda	1	0	0	0	-2	2	0	0	0	0	1	0.0
60	Paul Gaustad*	1	0	0	0	0	0	0	0	0	0	0	0.0
23	Sean McMorrow*	1	0	0	0	0	0	0	0	0	0	0	0.0
29	Jaroslav Kristek*	6	0	0	0	-2	4	0	0	0	0	4	0.0
33	Doug Janik*	6	0	0	0	1	2	0	0	0	0	1	0.0
21	Radoslav Hecl	14	0	0	0	0	2	0	0	0	0	3	0.0
32	Rob Ray	41	0	0	0	-5	92	0	0	0	0	14	0.0
30	Ryan Miller*	15	0	0	0	0	0	0	0	0	0	0	0.0
35	Mika Noronen*	16	0	0	0	0	0	0	0	0	0	0	0.0

NO.	PLAYER	GP	MIN	AVG.	W	L	T	EN	SO	GA	SA	PCT.
35	Mika Noronen*	16	891	2.42	4	9	3	2	1	36	411	.912
43	Martin Biron	54	3170	2.56	17	28	6	5	4	135	1468	.908
30	Ryan Miller*	15	912	2.63	6	8	1	1	1	40	410	.902
	TEAM TOTALS	**82**	**5002**	**2.63**	**27**	**45**	**10**	**8**	**6**	**219**	**2297**	**.905**

** - rookie*

2003-04 | Regular Season Scoring

NO.	PLAYER	GP	G	A	PTS	+/-	PIM	PP	SH	GW	GT	SHOTS	PCT.
48	Daniel Briere	82	28	37	65	-7	70	11	0	3	0	194	14.4
81	Miroslav Satan	82	29	28	57	-15	30	11	1	5	0	206	14.1
17	J-P Dumont	77	22	31	53	-9	40	10	0	1	0	156	14.1
23	Chris Drury	76	18	35	53	8	68	5	1	2	0	152	11.8
55	Jochen Hecht	64	15	37	52	17	49	2	1	0	0	174	8.6
45	Dmitri Kalinin	77	10	24	34	0	42	2	1	4	0	118	8.5
61	Maxim Afinogenov	73	17	14	31	-4	57	3	0	4	1	148	11.5
44	Alexei Zhitnik	68	4	24	28	-13	102	2	0	0	1	134	3.0
12	Ales Kotalik	62	15	11	26	-1	41	2	0	3	0	142	10.6
37	Curtis Brown	68	9	12	21	2	30	2	1	2	0	117	7.7
24	Taylor Pyatt	63	8	12	20	-7	25	1	2	4	0	98	8.2
22	Adam Mair	81	6	14	20	-3	146	1	0	1	0	82	7.3
9	Derek Roy*	49	9	10	19	-8	12	1	0	4	0	71	12.7
16	Chris Taylor	54	6	6	12	-2	22	0	0	0	0	50	12.0
3	James Patrick	55	4	7	11	11	12	0	0	1	0	44	9.1
8	Rory Fitzpatrick	60	4	7	11	-5	44	2	0	2	0	78	5.1
51	Brian Campbell	53	3	8	11	-8	12	0	0	0	0	45	6.7
10	Henrik Tallinder	72	1	9	10	5	26	0	0	0	0	63	1.6
25	Mike Grier	14	1	8	9	10	4	0	0	0	0	18	5.6
15	Milan Bartovic*	23	1	8	9	1	18	0	0	0	0	30	3.3
5	Andy Delmore	37	2	5	7	-5	29	2	0	0	0	40	5.0
74	Jay McKee	43	2	3	5	6	41	0	0	1	0	29	6.9
28	Jason Botterill	19	2	1	3	0	14	1	0	0	0	20	10.0
26	Eric Boulton	44	1	2	3	-2	110	0	0	0	0	20	5.0
34	Jeff Jillson	14	0	3	3	-3	19	0	0	0	0	35	0.0
76	Andrew Peters*	42	2	0	2	-3	151	0	0	0	0	19	10.5
4	Brad Brown	13	0	2	2	3	12	0	0	0	0	6	0.0
43	Martin Biron	52	0	2	2	0	10	0	0	0	0	0	0.0
35	Mika Noronen	35	1	0	1	0	0	0	0	0	0	1	100.0
29	Jason Pominville*	1	0	0	0	0	0	0	0	0	0	3	0.0
19	Norman Milley*	2	0	0	0	0	2	0	0	0	0	2	0.0
30	Ryan Miller*	3	0	0	0	0	0	0	0	0	0	0	0.0
38	Domenic Pittis	4	0	0	0	-1	4	0	0	0	0	3	0.0
33	Doug Janik*	4	0	0	0	0	19	0	0	0	0	3	0.0

NO.	PLAYER	GP	MIN	AVG.	W	L	T	EN	SO	GA	SA	PCT.
43	Martin Biron	72	4085	2.22	31	28	10	6	4	151	1781	.915
35	Mika Noronen*	10	518	2.66	4	3	1	0	0	23	217	.894
31	Bob Essensa	9	350	2.91	0	5	0	3	0	17	113	.850
	TEAM TOTALS	**82**	**4953**	**2.31**	**35**	**36**	**11**	**9**	**4**	**191**	**2111**	**.909**

** - rookie*



Year-by-Year Results

> > > > record book

2005-06 | 52-24-6, 2nd place - Northeast Division

Oct. 5	NY Islanders	6-4	W	Jan. 7	New Jersey	2-3	L
Oct. 7	Boston	4-1	W	Jan. 12	Phoenix	1-2	O**
Oct. 8	@ Ottawa	0-5	L	Jan. 14	Los Angeles	10-1	W
Oct. 10	Pittsburgh	3-2	W*	Jan. 16	@ Edmonton	3-1	W
Oct. 13	@ Tampa Bay	4-3	W**	Jan. 19	@ Vancouver	1-4	L
Oct. 15	@ Florida	2-3	L	Jan. 21	@ Calgary	1-4	L
Oct. 20	@ Boston	4-3	W	Jan. 24	@ NY Rangers	2-1	W
Oct. 22	NY Rangers	3-1	W	Jan. 26	@ Toronto	8-4	W
Oct. 26	Washington	2-3	L#	Jan. 31	@ Atlanta	5-2	W
Oct. 28	@ New Jersey	2-3	L	Feb. 2	Philadelphia	4-2	W
Oct. 29	@ NY Islanders	6-4	W	Feb. 4	Ottawa	2-1	W**
Nov. 2	Ottawa	4-10	L	Feb. 7	@ Montreal	3-2	W*
Nov. 4	Montreal	2-3	L	Feb. 9	Montreal	2-3	O*
Nov. 5	@ Montreal	2-3	L	Feb. 11	Florida	5-3	W
Nov. 9	Carolina	3-5	L	Feb. 12	@ Carolina	3-4	O**
Nov. 11	Toronto	5-2	W	Mar. 1	Atlanta	2-4	L
Nov. 12	@ Ottawa	1-6	L	Mar. 3	Toronto	6-2	W
Nov. 15	New Jersey	4-1	W	Mar. 4	@ Boston	3-2	W
Nov. 17	Washington	8-5	W	Mar. 7	Boston	3-2	W
Nov. 19	@ Boston	3-2	W	Mar. 9	Tampa Bay	8-5	W
Nov. 22	NY Rangers	2-3	O**	Mar. 11	@ Philadelphia	6-5	W
Nov. 23	@ NY Islanders	4-3	W**	Mar. 12	Boston	6-2	W
Nov. 25	Montreal	3-1	W	Mar. 14	@ Washington	6-4	W
Nov. 27	@ Washington	3-2	W	Mar. 16	Toronto	3-1	W
Nov. 29	@ Pittsburgh	3-2	W	Mar. 18	@ Ottawa	2-4	L
Dec. 1	@ Montreal	3-2	W*	Mar. 20	@ Atlanta	0-5	L
Dec. 2	San Jose	0-5	L	Mar. 22	Carolina	3-4	L
Dec. 4	@ Colorado	6-4	W	Mar. 24	Ottawa	1-3	L
Dec. 8	Anaheim	3-2	W*	Mar. 25	@ Boston	4-5	L
Dec. 11	@ Minnesota	3-2	W	Mar. 27	@ NY Rangers	4-5	O**
Dec. 14	Dallas	4-3	W	Mar. 29	Boston	4-3	W
Dec. 16	@ Pittsburgh	4-3	W*	Mar. 30	@ New Jersey	1-3	L
Dec. 17	Pittsburgh	4-3	W	Apr. 1	@ Toronto	0-7	L
Dec. 19	@ Philadelphia	2-1	W**	Apr. 3	@ Toronto	3-2	W**
Dec. 22	@ Florida	1-4	L	Apr. 5	Ottawa	5-4	W*
Dec. 23	@ Tampa Bay	4-1	W	Apr. 7	Philadelphia	2-4	L
Dec. 26	NY Islanders	6-3	W	Apr. 8	@ Ottawa	6-2	W
Dec. 29	@ Toronto	3-4	O**	Apr. 12	Montreal	3-1	W
Dec. 30	Atlanta	4-1	W	Apr. 15	@ Montreal	4-2	W
Jan. 1	Florida	1-2	L	Apr. 16	Toronto	6-0	W
Jan. 5	Tampa Bay	3-1	W	Apr. 18	@ Carolina	4-0	W

** overtime decision O - overtime loss ** - shootout decision # - played at Blue Cross Arena (Rochester, NY)*

2005-06 | Regular Season Scoring

NO.	PLAYER	GP	G	A	PTS	+/-	PIM	PP	SH	GW	GT	SHOTS	PCT.
61	Maxim Afinogenov	77	22	51	73	6	84	11	0	3	2	241	9.1
23	Chris Drury	81	30	37	67	-12	32	16	2	5	1	172	17.4
12	Ales Kotalik	82	25	37	62	-3	62	10	0	5	0	261	14.1
48	Daniel Briere	48	25	33	58	3	48	11	0	4	1	147	17.0
19	Tim Connolly	63	16	39	55	5	28	7	0	3	0	99	16.2
26	Thomas Vanek*	81	25	23	48	-11	72	11	0	4	0	204	12.2
9	Derek Roy	70	18	28	46	1	57	5	1	1	0	151	11.9
51	Brian Campbell	79	12	32	44	-14	16	5	0	5	1	105	11.4
55	Jochen Hecht	64	18	24	42	10	34	4	2	4	1	179	10.1
27	Teppo Numminen	75	2	38	40	6	36	0	0	0	0	60	5.0
17	J-P Dumont	54	20	20	40	-2	38	9	0	3	0	116	17.2
29	Jason Pominville*	57	18	12	30	-4	22	10	2	2	0	124	14.5
28	Paul Gaustad*	78	9	15	24	4	65	0	0	0	0	113	7.9
25	Mike Grier	81	7	16	23	-7	28	0	0	4	0	109	6.4
10	Henrik Tallinder	82	6	15	21	10	74	0	1	1	0	79	7.6
45	Dmitri Kalinin	55	2	16	18	14	54	0	0	0	0	47	4.3
5	Toni Lydman	75	1	16	17	9	82	0	0	0	0	68	1.5
74	Jay McKee	75	5	11	16	0	57	0	1	0	0	50	10.0
24	Taylor Pyatt	41	6	6	12	-1	33	0	0	1	0	62	9.6
8	Rory Fitzpatrick	56	4	5	9	-18	50	2	0	1	0	44	9.1
22	Adam Mair	40	2	5	7	-2	47	0	0	0	0	40	5.0
13	Jiri Novotny*	14	2	1	3	-5	0	0	1	0	0	15	13.3
20	Daniel Paille*	14	1	2	3	5	2	0	0	0	0	15	6.7
30	Ryan Miller*	48	0	2	2	0	0	0	0	0	0	0	0.0
38	Nathan Paetsch*	1	0	1	1	-1	0	0	0	0	0	0	0.0
47	Chris Thorburn*	2	0	1	1	-1	7	0	0	0	0	1	0.0
45	Martin Biron	35	0	1	1	0	10	0	0	0	0	0	0.0
76	Andrew Peters	28	0	0	0	-2	100	0	0	0	0	6	0.0
34	Jeff Jillson	2	0	0	0	0	4	0	0	0	0	1	0.0
35	Mika Noronen	4	0	0	0	0	2	0	0	0	0	0	0.0

NO.	PLAYER	GP	MIN	AVG.	W	L	T	EN	SO	GA	SA	PCT.
30	Ryan Miller*	48	2862	2.60	30	14	3	3	1	124	1440	.914
43	Martin Biron	35	1934	2.89	21	8	3	2	1	93	980	.905
35	Mika Noronen	4	169	4.26	1	2	0	0	0	12	77	.844
	TEAM TOTALS	**82**	**4965**	**2.82**	**52**	**24**	**6**	**5**	**2**	**234**	**2502**	**.906**

* - rookie

2006-07 | 53-22-7, 1st place – Northeast Division

Oct. 4	@ Carolina	3-2	W**	Jan. 6	@ Toronto	4-3	W
Oct. 6	Montreal	5-4	W**	Jan. 10	@ Chicago	2-1	W
Oct. 7	@ Ottawa	4-3	W	Jan. 11	Toronto	2-4	L
Oct. 13	@ Detroit	3-2	W**	Jan. 13	Tampa Bay	2-3	L
Oct. 14	NY Rangers	7-4	W	Jan. 15	@ Boston	2-3	O**
Oct. 17	Philadelphia	9-1	W	Jan. 17	Boston	6-3	W
Oct. 20	Carolina	5-4	W	Jan. 19	Vancouver	4-3	W**
Oct. 21	@ Boston	6-2	W	Jan. 20	@ Montreal	3-4	L
Oct. 23	@ Montreal	4-1	W	Jan. 26	@ Columbus	2-3	L
Oct. 26	@ NY Islanders	3-0	W	Jan. 27	@ NY Islanders	3-5	L
Oct. 28	Atlanta	4-5	O**	Jan. 30	Boston	7-1	W
Nov. 2	@ Boston	5-4	W**	Feb. 1	@ Boston	3-1	W
Nov. 4	Toronto	1-4	L	Feb. 3	@ New Jersey	2-3	L
Nov. 5	@ NY Rangers	4-3	W*	Feb. 6	@ Atlanta	4-3	W**
Nov. 10	Florida	5-4	W*	Feb. 7	Ottawa	3-2	W
Nov. 11	@ Philadelphia	5-4	W*	Feb. 10	Calgary	3-2	W**
Nov. 13	@ Carolina	7-4	W	Feb. 15	Edmonton	2-1	W*
Nov. 15	Ottawa	2-4	L	Feb. 17	Boston	3-4	O**
Nov. 17	Pittsburgh	4-2	W	Feb. 20	Philadelphia	6-3	W
Nov. 18	@ Ottawa	1-4	L	Feb. 22	Ottawa	6-5	W**
Nov. 20	Tampa Bay	7-2	W	Feb. 24	@ Ottawa	5-6	L
Nov. 22	Toronto	7-4	W	Feb. 27	@ Toronto	6-1	W
Nov. 24	Montreal	1-2	O*	Mar. 2	Montreal	8-5	W
Nov. 26	@ NY Rangers	3-2	W*	Mar. 3	@ Toronto	3-1	W
Dec. 1	NY Rangers	4-3	W**	Mar. 7	Colorado	2-3	L
Dec. 2	@ Washington	4-7	L	Mar. 9	Minnesota	1-5	L
Dec. 5	@ Tampa Bay	4-1	W	Mar. 10	New Jersey	2-3	L
Dec. 7	@ Florida	1-3	L	Mar. 13	@ Pittsburgh	4-5	O**
Dec. 9	@ Montreal	3-2	W**	Mar. 15	@ Florida	5-3	W
Dec. 12	@ New Jersey	3-2	W	Mar. 16	@ Tampa Bay	3-2	W
Dec. 14	Florida	2-1	W	Mar. 18	@ Atlanta	3-4	O*
Dec. 16	Ottawa	1-3	L	Mar. 21	Washington	5-2	W
Dec. 19	Montreal	2-5	L	Mar. 23	Toronto	5-4	W
Dec. 21	@ Nashville	7-2	W	Mar. 24	@ Toronto	1-4	L
Dec. 23	@ St. Louis	2-3	O*	Mar. 28	New Jersey	4-3	W
Dec. 26	Washington	6-3	W	Mar. 30	NY Islanders	6-4	W
Dec. 28	Carolina	4-1	W	Mar. 31	@ Montreal	3-4	L
Dec. 30	Atlanta	4-1	W	Apr. 3	@ Pittsburgh	4-1	W
Jan. 1	NY Islanders	3-1	W	Apr. 5	Boston	4-2	W
Jan. 3	@ Ottawa	3-6	L	Apr. 7	@ Washington	2-0	W
Jan. 5	Pittsburgh	2-4	L	Apr. 8	@ Philadelphia	3-4	L

** overtime decision O - overtime loss ** shootout decision*

2006-07 | Regular Season Scoring

NO.	PLAYER	GP	G	A	PTS	+/-	PIM	PP	SH	GW	GT	SHOTS	PCT.
48	Daniel Briere	81	32	63	95	17	89	9	0	6	3	234	13.7
26	Thomas Vanek	82	43	41	84	47	40	15	0	5	1	237	18.1
23	Chris Drury	77	37	32	69	1	30	17	3	9	1	199	18.6
29	Jason Pominville	82	34	34	68	25	30	2	2	5	0	212	16.0
9	Derek Roy	75	21	42	63	37	60	6	1	3	0	130	16.2
61	Maxim Afinogenov	56	23	38	61	19	66	7	0	3	0	151	15.2
55	Jochen Hecht	76	19	37	56	19	39	3	0	1	0	197	9.6
51	Brian Campbell	82	6	42	48	28	35	1	0	1	0	92	6.5
12	Ales Kotalik	66	16	22	38	-5	46	3	0	1	0	162	9.9
45	Dmitri Kalinin	82	7	22	29	19	36	0	1	0	0	86	8.1
27	Teppo Numminen	79	2	27	29	17	32	0	0	0	0	69	2.9
21	Drew Stafford*	41	13	14	27	5	33	3	0	3	0	67	19.4
38	Nathan Paetsch*	63	2	22	24	10	50	0	0	0	0	62	3.2
28	Paul Gaustad	54	9	13	22	11	74	3	0	0	0	75	12.0
6	Jaroslav Spacek	65	5	16	21	20	62	1	0	2	0	78	6.4
5	Toni Lydman	67	2	17	19	10	55	0	0	1	0	44	4.5
10	Henrik Tallinder	47	4	10	14	19	34	0	0	0	0	34	11.8
13	Jiri Novotny	50	6	7	13	-2	26	0	0	0	0	60	10.0
20	Daniel Paille*	29	3	8	11	5	18	0	0	0	0	45	6.7
22	Adam Mair	82	2	9	11	-1	128	0	0	0	0	73	2.7
15	Dainius Zubrus	19	4	4	8	-3	12	1	0	0	0	31	12.9
41	Clarke MacArthur*	19	3	4	7	4	4	0	0	0	0	16	18.8
37	Michael Ryan*	19	3	2	5	-8	2	0	1	0	0	34	8.8
76	Andrew Peters	58	1	1	2	-1	125	0	0	0	0	19	5.3
3	Michael Funk*	5	0	2	2	2	0	0	0	0	0	1	0.0
36	Patrick Kaleta*	7	0	2	2	3	21	0	0	0	0	6	0.0
30	Ryan Miller	63	0	2	2	0	2	0	0	0	0	0	0.0
19	Tim Connolly	2	1	0	1	1	2	0	0	0	0	2	50.0
25	Mark Mancari*	3	0	1	1	-1	2	0	0	0	0	1	0.0
44	Andrej Sekera*	2	0	0	0	1	2	0	0	0	0	0	0.0
33	Mike Card*	4	0	0	0	0	0	0	0	0	0	0	0.0
35	Ty Conklin	5	0	0	0	0	2	0	0	0	0	0	0.0
43	Martin Biron	19	0	0	0	0	25	0	0	0	0	0	0.0

NO.	PLAYER	GP	MIN	AVG.	W	L	T	EN	SO	GA	SA	PCT.
30	Ryan Miller	63	3692	2.73	40	16	6	1	2	168	1886	.911
43	Martin Biron	19	1066	3.04	12	4	1	2	0	54	533	.899
35	Ty Conklin	5	227	3.34	1	2	0	0	0	13	120	.892
	TEAM TOTALS	**82**	**4985**	**2.83**	**53**	**22**	**7**	**3**	**2**	**235**	**2539**	**.907**

* - rookie



Year-by-Year Results

> > > > record book

2007-08 | 39-31-12, 4th place – Northeast Division

Oct. 5	NY Islanders	4-6	L	Jan. 10	@ Ottawa	2-3	O**
Oct. 6	@ NY Islanders	2-3	L	Jan. 12	New Jersey	2-3	O**
Oct. 11	Atlanta	6-0	W	Jan. 16	@ NY Rangers	1-2	L
Oct. 13	Washington	7-3	W	Jan. 18	Atlanta	10-1	W
Oct. 15	Toronto	5-4	W*	Jan. 19	@ Toronto	2-4	L
Oct. 19	Columbus	0-3	L	Jan. 21	@ Phoenix	2-6	L
Oct. 20	@ Montreal	2-4	L	Jan. 24	@ Dallas	2-1	W
Oct. 24	@ Carolina	2-6	L	Jan. 29	@ Tampa Bay	4-2	W
Oct. 26	@ Florida	4-2	W	Jan. 30	@ Florida	1-0	W
Oct. 27	@ Tampa Bay	4-3	W*	Feb. 1	@ Atlanta	4-5	O**
Nov. 1	@ Boston	3-4	L*	Feb. 5	@ Boston	4-2	W
Nov. 2	Florida	2-4	L	Feb. 6	New Jersey	3-2	W**
Nov. 5	@ Montreal	0-2	L	Feb. 8	Boston	2-3	O**
Nov. 7	Boston	2-1	W*	Feb. 10	Florida	5-3	W
Nov. 9	Toronto	0-3	L	Feb. 12	@ Ottawa	5-1	W
Nov. 10	@ Boston	1-2	L	Feb. 13	Toronto	1-0	W
Nov. 15	@ Ottawa	2-3	L	Feb. 16	@ NY Rangers	1-5	L
Nov. 16	Montreal	4-1	W	Feb. 17	Pittsburgh	1-4	L
Nov. 21	Ottawa	4-2	W	Feb. 20	Tampa Bay	4-3	W*
Nov. 23	Montreal	4-2	W	Feb. 21	@ Toronto	5-1	W
Nov. 24	@ Montreal	3-0	W	Feb. 23	NY Rangers	3-4	L
Nov. 26	@ Washington	3-1	W	Feb. 25	Philadelphia	3-4	O**
Nov. 28	St. Louis	3-4	L	Feb. 27	Nashville	8-4	W
Dec. 1	Carolina	8-1	W	Feb. 29	Montreal	2-6	L
Dec. 5	@ Anaheim	1-4	L	Mar. 2	Detroit	2-4	L
Dec. 6	@ Los Angeles	2-8	L	Mar. 4	@ Philadelphia	5-2	W
Dec. 8	@ San Jose	7-1	W	Mar. 5	Washington	1-3	L
Dec. 10	Boston	1-4	L	Mar. 8	@ Carolina	3-4	O*
Dec. 12	NY Islanders	5-3	W	Mar. 10	NY Rangers	2-3	O**
Dec. 14	@ Washington	5-3	W	Mar. 12	@ Pittsburgh	3-7	L
Dec. 15	Chicago	3-1	W	Mar. 14	Carolina	7-1	W
Dec. 19	@ NY Islanders	2-1	W	Mar. 15	@ Toronto	6-2	W
Dec. 21	Philadelphia	3-2	W	Mar. 19	Tampa Bay	7-4	W
Dec. 22	@ Philadelphia	6-5	W**	Mar. 21	Toronto	1-4	L
Dec. 26	Ottawa	3-5	L	Mar. 25	Ottawa	3-6	L
Dec. 28	@ New Jersey	1-2	O**	Mar. 27	@ Ottawa	4-3	W**
Dec. 29	@ Pittsburgh	0-2	L	Mar. 28	Montreal	3-4	O*
Jan. 1	Pittsburgh	1-2	O**	Mar. 30	Boston	2-1	W*
Jan. 4	Ottawa	3-5	L	Apr. 1	@ Toronto	4-3	W**
Jan. 6	@ Atlanta	2-5	L	Apr. 3	@ Montreal	1-3	L
Jan. 8	@ New Jersey	1-2	O**	Apr. 5	@ Boston	3-0	W

** overtime decision O - overtime loss ** - shootout decision*

2008-09 | 41-32-9, 4th place – Northeast Division

Oct. 10	Montreal	2-1	W**	Jan. 10	@ Detroit	1-3	L
Oct. 13	@ NY Islanders	7-1	W	Jan. 14	@ Chicago	1-4	L
Oct. 15	@ NY Rangers	3-1	W	Jan. 15	@ Dallas	5-4	W**
Oct. 17	Vancouver	5-2	W	Jan. 17	Carolina	3-1	W
Oct. 18	@ Atlanta	2-3	O**	Jan. 19	@ Florida	3-2	W**
Oct. 21	Boston	3-2	W**	Jan. 21	@ Tampa Bay	3-5	L
Oct. 23	@ Minnesota	4-3	W*	Jan. 27	@ Edmonton	10-2	W
Oct. 25	@ Colorado	1-2	O**	Jan. 28	@ Calgary	2-5	L
Oct. 27	Ottawa	2-5	L	Jan. 31	@ Phoenix	2-0	W
Oct. 30	Tampa Bay	2-5	L	Feb. 2	@ Anaheim	2-3	L
Nov. 1	Washington	5-0	W	Feb. 4	Toronto	5-0	W
Nov. 3	@ New Jersey	2-0	W	Feb. 6	Montreal	3-2	W
Nov. 7	Atlanta	4-5	O*	Feb. 7	@ Ottawa	2-3	O**
Nov. 8	@ Boston	1-3	L	Feb. 11	Ottawa	1-3	L
Nov. 12	St. Louis	4-3	W	Feb. 13	San Jose	6-5	W**
Nov. 14	Columbus	1-6	L	Feb. 15	Carolina	0-3	L
Nov. 15	@ Pittsburgh	2-5	L	Feb. 17	@ Toronto	4-1	W
Nov. 19	@ Boston	4-7	L	Feb. 19	@ Philadelphia	3-6	L
Nov. 21	Philadelphia	0-3	L	Feb. 21	NY Rangers	4-2	W
Nov. 22	NY Islanders	2-4	L	Feb. 24	Anaheim	2-3	L
Nov. 26	Boston	3-2	W	Feb. 26	@ Carolina	1-2	O**
Nov. 28	Pittsburgh	4-3	W	Feb. 28	@ NY Islanders	0-2	L
Nov. 29	@ Montreal	2-3	L	Mar. 4	Montreal	5-1	W
Dec. 1	Nashville	0-2	L	Mar. 6	Phoenix	5-1	W
Dec. 4	@ Florida	1-2	L	Mar. 7	@ Ottawa	3-6	L
Dec. 6	@ Tampa Bay	4-3	W	Mar. 10	@ Philadelphia	2-5	L
Dec. 8	@ Pittsburgh	4-3	W	Mar. 12	Florida	3-1	W
Dec. 10	Tampa Bay	4-2	W	Mar. 14	Atlanta	4-5	O**
Dec. 12	Toronto	1-2	L	Mar. 17	@ Ottawa	2-4	L
Dec. 13	@ New Jersey	4-2	W	Mar. 20	Philadelphia	6-4	L
Dec. 17	New Jersey	3-5	L	Mar. 21	@ NY Rangers	3-5	L
Dec. 19	Los Angeles	5-0	W	Mar. 25	Florida	5-3	W
Dec. 20	@ Montreal	3-4	O*	Mar. 27	Toronto	5-3	W
Dec. 22	Pittsburgh	3-4	O*	Mar. 28	@ Montreal	4-3	W**
Dec. 26	@ Washington	2-3	L	Apr. 1	@ Atlanta	2-3	O*
Dec. 27	NY Islanders	4-3	W**	Apr. 3	@ Washington	5-4	W*
Dec. 30	Washington	2-4	L	Apr. 4	New Jersey	2-3	L
Jan. 1	@ Toronto	4-1	W	Apr. 6	Detroit	1-4	L
Jan. 3	@ Boston	4-2	W	Apr. 8	@ Toronto	3-1	W
Jan. 6	Ottawa	4-2	W	Apr. 9	@ Carolina	5-1	W
Jan. 9	NY Rangers	2-1	W**	Apr. 11	Boston	6-1	W

** overtime decision O - overtime loss ** shootout decision*

2007-08 | Regular Season Scoring

NO.	PLAYER	GP	G	A	PTS	+/-	PIM	PP	SH	GW	GT	SHOTS	PCT.
9	Derek Roy	78	32	49	81	13	46	6	3	4	0	218	14.7
29	Jason Pominville	82	27	53	80	16	20	2	1	1	0	232	11.6
26	Thomas Vanek	82	36	28	64	-5	64	19	0	9	2	240	15.0
51	Brian Campbell	63	5	38	43	-1	12	3	0	0	0	102	4.9
55	Jochen Hecht	75	22	27	49	1	38	3	1	3	0	111	6.3
12	Ales Kotalik	79	23	20	43	-5	58	12	0	1	0	207	11.1
19	Tim Connolly	48	7	33	40	4	8	3	1	3	0	111	6.3
21	Drew Stafford	64	16	22	38	3	51	1	0	5	0	103	15.5
28	Paul Gaustad	82	10	26	36	-4	85	5	0	2	1	136	7.4
20	Daniel Paille	77	19	16	35	9	14	0	3	2	0	110	17.3
6	Jaroslav Spacek	60	9	23	32	9	14	0	3	2	0	95	9.5
61	Maxim Afinogenov	56	10	18	28	-16	42	1	0	1	0	114	8.8
5	Toni Lydman	82	4	22	26	1	74	3	0	0	0	86	4.7
10	Henrik Tallinder	71	1	17	18	5	48	0	0	0	0	70	1.4
22	Adam Mair	72	5	12	17	-2	66	0	0	2	0	62	8.1
41	Clarke MacArthur*	37	8	7	15	3	20	0	0	1	1	51	15.7
56	Steve Bernier	17	3	6	9	1	2	0	0	0	0	35	8.6
38	Nathan Paetsch	59	2	7	9	3	27	0	0	0	0	49	4.1
37	Michael Ryan	46	4	4	8	-4	30	0	0	0	0	60	6.7
44	Andrej Sekera*	37	2	6	8	5	16	0	0	1	0	28	7.1
45	Dmitri Kalinin	46	1	7	8	-7	32	1	0	0	0	60	1.7
4	Nolan Pratt	55	1	6	7	1	30	0	0	0	0	21	4.8
36	Patrick Kaleta	40	3	2	5	1	41	0	0	0	0	26	11.5
34	Mike Weber*	16	0	3	3	12	14	0	0	0	0	12	0.0
76	Andrew Peters	44	1	1	2	-4	100	0	0	0	0	18	5.6
30	Ryan Miller	76	0	1	1	0	6	0	0	0	0	0	0.0
27	Teppo Numminen	1	0	0	0	0	0	0	0	0	0	1	0.0
17	Marc-Andre Gragnani*	2	0	0	0	-2	4	0	0	0	0	1	0.0
3	Michael Funk*	4	0	0	0	-3	0	0	0	0	0	1	0.0
35	Jocelyn Thibault	12	0	0	0	0	0	0	0	0	0	0	0.0

NO.	PLAYER	GP	MIN	AVG.	W	L	T	EN	SO	GA	SA	PCT.
30	Ryan Miller	76	4474	2.64	36	27	10	8	3	197	2104	.906
35	Jocelyn Thibault	12	507	3.31	3	4	2	0	2	28	214	.869
	TEAM TOTALS	**82**	**4981**	**2.71**	**39**	**31**	**12**	**8**	**5**	**225**	**2318**	**.903**

* - rookie

2008-09 | Regular Season Scoring

NO.	PLAYER	GP	G	A	PTS	+/-	PIM	PP	SH	GW	GT	SHOTS	PCT.
9	Derek Roy	82	28	42	70	-5	38	9	1	9	1	221	12.7
29	Jason Pominville	82	20	46	66	-4	18	6	1	2	1	239	8.4
26	Thomas Vanek	73	40	24	64	-1	44	20	2	5	0	211	19.0
19	Tim Connolly	48	18	29	47	12	22	5	1	5	0	126	14.3
21	Drew Stafford	79	20	25	45	3	29	9	0	0	0	183	10.9
6	Jaroslav Spacek	80	8	37	45	2	38	4	0	0	0	130	6.2
12	Ales Kotalik	56	13	19	32	-7	28	8	0	1	0	153	8.5
41	Clarke MacArthur	71	17	14	31	-4	56	5	0	0	0	108	15.7
28	Paul Gaustad	62	12	17	29	4	108	3	1	1	0	122	9.8
55	Jochen Hecht	70	12	15	27	-9	33	3	1	1	0	173	6.9
20	Daniel Paille	73	12	15	27	0	20	0	0	2	0	80	15.0
52	Craig Rivet	64	2	22	24	4	125	1	0	0	0	80	2.5
5	Toni Lydman	80	3	20	23	0	70	0	0	0	0	99	3.0
61	Maxim Afinogenov	48	6	14	20	-7	20	0	0	0	0	93	6.5
22	Adam Mair	75	8	11	19	4	95	0	0	1	0	75	10.7
44	Andrej Sekera	69	3	16	19	-11	22	1	0	1	0	84	3.6
27	Teppo Numminen	57	2	15	17	-4	22	1	0	1	0	34	5.9
37	Matt Ellis	45	7	5	12	4	12	0	0	2	0	73	9.6
10	Henrik Tallinder	66	1	11	12	-2	36	0	0	1	0	35	2.9
36	Patrick Kaleta	51	4	5	9	1	89	0	0	0	0	35	11.4
38	Nathan Paetsch	23	2	4	6	3	25	0	0	0	0	21	9.5
34	Chris Butler*	47	2	4	6	11	18	0	0	1	0	36	5.6
17	Dominic Moore	18	1	3	4	-1	23	0	0	0	0	33	3.0
25	Mark Mancari*	7	1	1	2	-4	4	0	0	0	0	21	4.8
42	Nathan Gerbe*	10	0	1	1	3	4	0	0	0	0	24	0.0
76	Andrew Peters	28	0	1	1	-2	81	0	0	0	0	10	0.0
58	Tim Kennedy*	1	0	0	0	0	0	0	0	0	0	1	0.0
17	Marc-Andre Gragnani*	4	0	0	0	2	2	0	0	0	0	3	0.0
32	Mikael Tellqvist	6	0	0	0	0	0	0	0	0	0	0	0.0
4	Mike Weber*	7	0	0	0	-3	19	0	0	0	0	2	0.0
40	Patrick Lalime	24	0	0	0	0	0	0	0	0	0	0	0.0
30	Ryan Miller	59	0	0	0	0	4	0	0	0	0	0	0.0

NO.	PLAYER	GP	MIN	AVG.	W	L	T	EN	SO	GA	SA	PCT.
30	Ryan Miller	59	3443	2.53	34	18	6	6	5	145	1628	.918
40	Patrick Lalime	24	1296	3.10	5	13	3	1	0	67	669	.900
32	Mikael Tellqvist	6	229	2.35	2	1	0	1	0	9	125	.928
	TEAM TOTALS	**82**	**4968**	**2.67**	**41**	**32**	**9**	**8**	**5**	**221**	**2422**	**.908**

* - rookie



Year-by-Year Results

> > > > record book

2009-10 | 45-27-10, 1st place – Northeast Division

Oct. 3	Montreal	1-2	O*	Jan. 6	Tampa Bay	5-3	W
Oct. 8	Phoenix	2-1	W	Jan. 8	Toronto	3-2	W
Oct. 10	@ Nashville	1-0	W	Jan. 9	Colorado	3-4	O**
Oct. 13	Detroit	6-2	W	Jan. 14	@ Atlanta	2-1	W*
Oct. 16	NY Islanders	6-3	W	Jan. 16	@ NY Islanders	2-3	O**
Oct. 17	Atlanta	2-4	L	Jan. 18	@ Phoenix	7-2	W
Oct. 21	@ Florida	5-2	W	Jan. 19	@ Anaheim	4-5	L
Oct. 24	@ Tampa Bay	3-2	W**	Jan. 21	@ Los Angeles	3-4	O**
Oct. 28	@ New Jersey	4-1	W	Jan. 23	@ San Jose	2-5	L
Oct. 30	Toronto	3-2	W*	Jan. 25	@ Vancouver	2-3	L
Oct. 31	@ NY Islanders	0-5	L	Jan. 27	New Jersey	2-1	W**
Nov. 4	NY Islanders	3-0	W	Jan. 29	Boston	2-1	W
Nov. 6	Philadelphia	2-5	L	Feb. 1	@ Pittsburgh	4-5	L
Nov. 7	@ Boston	2-4	L	Feb. 3	Ottawa	2-4	L
Nov. 11	Edmonton	3-1	W	Feb. 5	Carolina	3-4	L
Nov. 13	Calgary	2-1	W**	Feb. 6	@ Columbus	0-4	L
Nov. 14	@ Philadelphia	3-2	W	Feb. 9	Boston	2-3	O**
Nov. 18	Florida	2-6	L	Feb. 11	@ Carolina	3-4	O*
Nov. 20	Boston	1-2	O*	Feb. 13	San Jose	3-1	W
Nov. 21	@ Ottawa	3-5	L	Mar. 2	@ Pittsburgh	2-3	L
Nov. 25	@ Washington	0-2	L	Mar. 3	Washington	1-3	L
Nov. 27	@ Philadelphia	4-2	W	Mar. 5	Philadelphia	3-2	W*
Nov. 28	Carolina	5-1	W	Mar. 7	@ NY Rangers	2-1	W*
Nov. 30	@ Toronto	3-0	W	Mar. 10	Dallas	5-3	W
Dec. 3	Montreal	6-2	W	Mar. 12	Minnesota	2-3	L
Dec. 5	NY Rangers	1-2	L	Mar. 13	@ Detroit	2-3	O*
Dec. 7	New Jersey	0-3	L	Mar. 16	@ Atlanta	3-4	L
Dec. 9	Washington	3-0	W	Mar. 18	@ Tampa Bay	6-2	W
Dec. 11	Chicago	2-1	W	Mar. 20	@ Florida	3-1	W
Dec. 12	@ NY Rangers	3-2	W	Mar. 21	@ Carolina	5-3	W
Dec. 14	@ Montreal	4-3	W	Mar. 24	Montreal	3-2	W**
Dec. 16	@ Ottawa	0-2	L	Mar. 26	Ottawa	2-4	L
Dec. 18	Toronto	5-2	W	Mar. 27	Tampa Bay	7-1	W
Dec. 19	Pittsburgh	1-2	O**	Mar. 29	@ Boston	3-2	W
Dec. 21	@ Toronto	3-2	W*	Mar. 31	Florida	6-2	W
Dec. 23	@ Washington	2-5	L	Apr. 1	@ Toronto	2-4	L
Dec. 26	Ottawa	2-3	O**	Apr. 3	@ Montreal	0-3	L
Dec. 27	@ St. Louis	5-3	W	Apr. 6	NY Rangers	5-2	W
Dec. 29	Pittsburgh	4-3	W	Apr. 8	@ Boston	1-3	L
Jan. 1	Atlanta	4-3	W*	Apr. 10	@ Ottawa	5-2	W
Jan. 3	@ Montreal	1-0	W	Apr. 11	@ New Jersey	1-2	L

** overtime decision O - overtime loss ** - shootout decision*

2010-11 | 43-29-10, 3rd place – Northeast Division

Oct. 8	@ Ottawa	2-1	W	Jan. 11	Philadelphia	2-5	L
Oct. 9	NY Rangers	3-6	L	Jan. 13	Carolina	3-2	W
Oct. 11	Chicago	3-4	L	Jan. 15	@ NY Islanders	3-5	L
Oct. 13	New Jersey	0-1	O*	Jan. 18	Montreal	2-1	W*
Oct. 15	Montreal	1-2	L	Jan. 20	@ Boston	4-2	W
Oct. 16	@ Chicago	3-4	L	Jan. 21	NY Islanders	2-5	L
Oct. 20	@ Atlanta	4-1	W	Jan. 23	@ NY Islanders	5-3	W
Oct. 22	Ottawa	2-4	L	Jan. 25	@ Ottawa	3-2	W*
Oct. 23	@ New Jersey	6-1	W	Feb. 4	@ Pittsburgh	2-3	L
Oct. 26	@ Philadelphia	3-4	L	Feb. 5	Toronto	6-2	W
Oct. 29	@ Atlanta	3-4	O*	Feb. 8	@ Tampa Bay	7-4	W
Oct. 30	@ Dallas	0-4	L	Feb. 10	@ Florida	3-2	W*
Nov. 3	Boston	2-5	L	Feb. 13	NY Islanders	6-7	O*
Nov. 5	Montreal	2-3	L	Feb. 15	@ Montreal	2-3	W**
Nov. 6	@ Toronto	3-2	W**	Feb. 16	Toronto	1-2	L
Nov. 10	@ New Jersey	5-4	W**	Feb. 18	St. Louis	0-3	L
Nov. 11	@ NY Rangers	2-3	O*	Feb. 20	Washington	1-2	L
Nov. 13	Washington	3-2	W*	Feb. 23	Atlanta	4-1	W
Nov. 15	Vancouver	4-3	W*	Feb. 25	Ottawa	4-2	W
Nov. 17	@ Washington	2-4	L	Feb. 26	Detroit	2-3	O**
Nov. 19	Los Angeles	4-2	W	Mar. 1	@ NY Rangers	3-2	W
Nov. 20	Tampa Bay	1-2	L	Mar. 3	@ Carolina	2-3	O*
Nov. 24	Pittsburgh	0-1	L	Mar. 5	@ Philadelphia	5-3	W
Nov. 26	Toronto	3-1	W	Mar. 6	@ Minnesota	3-2	W*
Nov. 27	@ Montreal	1-3	L	Mar. 8	@ Pittsburgh	1-3	L
Dec. 3	Columbus	5-0	W	Mar. 10	@ Boston	4-3	W*
Dec. 4	@ Ottawa	1-0	W**	Mar. 12	@ Toronto	3-4	L
Dec. 7	@ Boston	2-3	O*	Mar. 13	Ottawa	6-4	W
Dec. 9	San Jose	6-3	W	Mar. 15	Carolina	0-1	L
Dec. 11	Pittsburgh	2-5	L	Mar. 19	Atlanta	8-2	W
Dec. 15	Boston	3-2	W	Mar. 20	Nashville	3-4	O*
Dec. 17	@ Florida	2-6	L	Mar. 22	@ Montreal	2-0	W
Dec. 18	@ Tampa Bay	1-3	L	Mar. 25	Florida	4-2	W
Dec. 21	Anaheim	5-2	W	Mar. 26	New Jersey	2-0	W
Dec. 23	Florida	3-4	L	Mar. 29	@ Toronto	3-4	L
Dec. 27	@ Calgary	2-5	L	Mar. 30	NY Rangers	1-0	W
Dec. 28	@ Edmonton	4-2	W	Apr. 2	@ Washington	4-5	O*
Jan. 1	Boston	7-6	W**	Apr. 3	@ Carolina	2-1	W*
Jan. 4	@ Colorado	3-4	O*	Apr. 5	Tampa Bay	4-2	W
Jan. 6	@ San Jose	3-0	W	Apr. 8	Philadelphia	4-3	W*
Jan. 8	@ Phoenix	2-1	W*	Apr. 9	@ Columbus	5-4	W

** overtime decision O - overtime loss ** shootout decision*

2009-10 | Regular Season Scoring

NO.	PLAYER	GP	G	A	PTS	+/-	PIM	PP	SH	GW	GT	SHOTS	PCT.
9	Derek Roy	80	26	43	69	9	48	10	1	6	3	215	12.1
19	Tim Connolly	73	17	48	65	10	28	7	1	5	2	206	8.3
29	Jason Pominville	82	24	38	62	13	22	8	0	2	0	252	9.5
26	Thomas Vanek	71	28	25	53	9	42	10	0	6	0	182	15.4
57	Tyler Myers*	82	11	37	48	13	32	3	0	1	0	104	10.6
55	Jochen Hecht	79	21	21	42	14	35	3	0	2	0	224	9.4
21	Drew Stafford	71	14	20	34	4	35	5	0	1	0	181	7.7
41	Clarke MacArthur	60	13	13	26	-14	47	3	0	3	0	99	13.1
13	Tim Kennedy*	78	10	16	26	-3	50	1	0	3	0	98	10.2
4	Steve Montador	78	5	18	23	0	75	0	0	2	0	134	3.7
28	Paul Gaustad	65	12	10	22	-7	82	3	0	1	0	111	10.8
25	Mike Grier	73	10	12	22	-4	14	0	0	2	0	123	8.1
34	Chris Butler	59	1	20	21	-15	22	0	0	0	0	61	1.6
5	Toni Lydman	67	4	16	20	10	30	0	0	1	0	77	5.2
10	Henrik Tallinder	82	4	16	20	13	32	0	0	0	0	53	7.5
36	Patrick Kaleta	55	10	5	15	2	89	0	2	4	1	64	15.6
52	Craig Rivet	78	1	14	15	-6	100	0	0	0	0	63	1.6
22	Adam Mair	69	6	8	14	-2	73	0	0	0	0	67	9.0
37	Matt Ellis	72	3	10	13	-1	12	0	0	1	0	112	2.7
44	Andrej Sekera	49	4	7	11	-1	6	0	0	0	0	59	6.8
63	Tyler Ennis*	10	3	6	9	1	6	0	0	0	0	23	13.0
42	Nathan Gerbe*	10	2	3	5	1	4	2	0	1	0	29	6.9
17	Raffi Torres	14	0	5	5	-3	2	0	0	0	0	21	0.0
12	Mark Mancari*	6	1	1	2	3	4	0	0	0	0	19	5.3
38	Nathan Paetsch	11	1	1	2	2	6	0	0	0	0	9	11.1
20	Daniel Paille	2	0	1	1	1	0	0	0	0	0	2	0.0
1	Jhonas Enroth*	1	0	0	0	0	0	0	0	0	0	0	0.0
40	Patrick Lalime	16	0	0	0	0	2	0	0	0	0	0	0.0
30	Ryan Miller	69	0	0	0	0	4	0	0	0	0	0	0.0

NO.	PLAYER	GP	MIN	AVG.	W	L	T	EN	SO	GA	SA	PCT.
30	Ryan Miller	69	4047	2.22	41	18	8	7	5	150	2098	.929
40	Patrick Lalime	16	854	2.81	4	8	2	0	0	40	432	.907
1	Jhonas Enroth*	1	58	4.12	0	1	0	0	0	4	37	.892
	TEAM TOTALS	**82**	**4992**	**2.42**	**45**	**27**	**10**	**7**	**5**	**201**	**2574**	**.922**

** - rookie*

2010-11 | Regular Season Scoring

NO.	PLAYER	GP	G	A	PTS	+/-	PIM	PP	SH	GW	GT	SHOTS	PCT.
26	Thomas Vanek	80	32	41	73	2	24	11	0	5	2	238	13.4
21	Drew Stafford	62	31	21	52	13	34	11	0	4	2	179	17.3
29	Jason Pominville	73	22	30	52	1	15	5	1	2	1	215	10.2
63	Tyler Ennis*	82	20	29	49	0	30	5	0	1	0	210	9.5
19	Tim Connolly	68	13	29	42	-10	20	6	0	3	0	151	8.6
57	Tyler Myers	80	10	27	37	0	40	3	0	5	2	122	8.2
3	Jordan Leopold	71	13	22	35	-11	36	5	0	1	0	134	9.7
9	Derek Roy	35	10	25	35	-1	16	2	0	1	0	89	11.2
42	Nathan Gerbe	64	16	15	31	11	34	2	0	3	0	171	9.4
28	Paul Gaustad	81	12	19	31	7	101	1	0	3	0	117	10.3
55	Jochen Hecht	67	12	17	29	4	40	0	0	4	0	172	7.0
44	Andrej Sekera	76	3	26	29	11	34	0	0	0	0	88	3.4
4	Steve Montador	73	5	21	26	16	83	0	0	0	0	118	4.2
8	Cody McCormick	81	8	12	20	2	142	0	0	1	0	104	7.7
20	Rob Niedermayer	71	5	14	19	-8	22	0	0	1	0	80	6.3
6	Mike Weber	58	4	13	17	13	69	0	0	0	0	53	7.5
25	Mike Grier	73	5	11	16	0	12	0	0	0	0	107	4.7
22	Brad Boyes	21	5	9	14	2	6	2	0	1	1	46	10.9
36	Patrick Kaleta	51	4	5	9	-4	78	0	1	0	0	65	6.2
34	Chris Butler	49	2	7	9	8	26	0	0	0	0	52	3.8
12	Mark Mancari	20	1	7	8	-1	12	1	0	0	0	43	2.3
27	Shaone Morrisonn	62	1	4	5	-2	32	0	0	1	1	44	2.3
72	Luke Adam*	19	3	1	4	6	12	0	0	1	0	31	9.7
17	Marc-Andre Gragnani*	9	1	2	3	0	2	0	0	1	1	11	9.1
24	Paul Byron*	8	1	1	2	0	2	0	0	0	0	5	20.0
30	Ryan Miller	66	0	2	2	0	6	0	0	0	0	0	0.0
40	Patrick Lalime	7	0	1	1	0	0	0	0	0	0	0	0.0
10	Mark Parrish	2	0	0	0	-2	0	0	0	0	0	0	0.0
23	Colin Stuart	3	0	0	0	1	2	0	0	0	0	5	0.0
37	Matt Ellis	14	0	0	0	-4	0	0	0	0	0	20	0.0
1	Jhonas Enroth*	14	0	0	0	0	0	0	0	0	0	0	0.0

NO.	PLAYER	GP	MIN	AVG.	W	L	T	EN	SO	GA	SA	PCT.
30	Ryan Miller	66	3829	2.59	34	22	8	9	5	165	1964	.916
1	Jhonas Enroth*	14	769	2.73	9	2	2	1	1	35	377	.907
40	Patrick Lalime	7	365	2.96	0	5	0	2	0	18	163	.890
	TEAM TOTALS	**82**	**4963**	**2.64**	**43**	**29**	**10**	**12**	**6**	**218**	**2504**	**.913**

** - rookie*



Year-by-Year Results

> > > > record book

2011-12 | 39-32-11, 3rd place – Northeast Division

Oct. 7	Anaheim#	4-1	W	Jan. 10	@ Toronto	0-2	L
Oct. 8	@ Los Angeles##	4-2	W	Jan. 13	Toronto	3-2	W
Oct. 14	Carolina	3-4	L	Jan. 14	@ NY Islanders	2-3	L
Oct. 15	@ Pittsburgh	3-2	W	Jan. 16	@ Detroit	0-5	L
Oct. 18	@ Montreal	3-1	W	Jan. 18	@ Chicago	2-6	L
Oct. 20	@ Florida	3-0	W	Jan. 19	@ Winnipeg	1-4	L
Oct. 22	@ Tampa Bay	0-3	L	Jan. 21	@ St. Louis	2-4	L
Oct. 25	Tampa Bay	3-4	L	Jan. 24	@ New Jersey	2-1	W**
Oct. 27	Columbus	4-2	W	Jan. 31	@ Montreal	3-1	W
Oct. 29	Florida	2-3	L	Feb. 1	NY Rangers	0-1	O**
Nov. 2	Philadelphia	2-3	L	Feb. 4	@ NY Islanders	4-3	W**
Nov. 4	Calgary	2-1	W	Feb. 8	Boston	6-0	W
Nov. 5	@ Ottawa	3-2	W**	Feb. 10	Dallas	3-2	W**
Nov. 8	Winnipeg	6-5	W*	Feb. 11	Tampa Bay	1-2	L
Nov. 11	Ottawa	5-1	W	Feb. 14	New Jersey	1-4	L
Nov. 12	@ Boston	2-6	L	Feb. 16	@ Philadelphia	2-7	L
Nov. 14	@ Montreal	3-2	W**	Feb. 17	Montreal	3-4	O**
Nov. 16	New Jersey	3-5	L	Feb. 19	Pittsburgh	6-2	W
Nov. 18	@ Carolina	1-0	W	Feb. 21	NY Islanders	2-1	W
Nov. 19	Phoenix	2-4	L	Feb. 24	Boston	2-1	W**
Nov. 23	Boston	3-4	O**	Feb. 25	@ NY Rangers	2-3	O*
Nov. 25	@ Columbus	1-5	L	Feb. 29	@ Anaheim	2-0	W
Nov. 26	Washington	5-1	W	Mar. 1	@ San Jose	1-0	W
Nov. 29	NY Islanders	1-2	L	Mar. 3	@ Vancouver	5-3	W
Dec. 2	Detroit	1-4	L	Mar. 5	@ Winnipeg	1-3	L
Dec. 3	@ Nashville	3-2	W	Mar. 7	Carolina	3-2	W*
Dec. 7	Philadelphia	4-5	O*	Mar. 8	@ Boston	1-3	L
Dec. 9	Florida	2-1	W*	Mar. 10	@ Ottawa	4-3	W**
Dec. 10	NY Rangers	1-4	L	Mar. 12	Montreal	3-2	W*
Dec. 13	Ottawa	2-3	O*	Mar. 14	Colorado	4-5	O**
Dec. 16	Toronto	5-4	W	Mar. 17	@ Florida	2-3	O**
Dec. 17	@ Pittsburgh	3-8	L	Mar. 19	@ Tampa Bay	7-3	W
Dec. 20	@ Ottawa	1-4	L	Mar. 21	Montreal	3-0	W
Dec. 22	@ Toronto	2-3	L	Mar. 23	@ NY Rangers	4-1	W
Dec. 26	Washington	4-2	W	Mar. 24	Minnesota	3-1	W
Dec. 28	@ New Jersey	1-3	L	Mar. 27	@ Washington	5-1	W
Dec. 30	@ Washington	1-3	L	Mar. 30	Pittsburgh	3-5	L
Dec. 31	Ottawa	2-3	O**	Mar. 31	@ Toronto	3-4	L
Jan. 3	Edmonton	4-3	W	Apr. 3	Toronto	6-5	W*
Jan. 6	@ Carolina	2-4	L	Apr. 5	@ Philadelphia	1-2	L
Jan. 7	Winnipeg	1-2	O*	Apr. 7	@ Boston	3-4	O**

** overtime decision O - overtime loss ** - shootout decision*
 # - played at Hartwall Areena (Helsinki, Finland) ## - played at Arena Berlin (Berlin, Germany)

2012-13 | 21-21-6, 5th place - Northeast Division

Jan. 20	Philadelphia	5-2	W	Apr. 13	Philadelphia	1-0	W
Jan. 21	@ Toronto	2-1	W	Apr. 14	Tampa Bay	3-1	W
Jan. 24	@ Carolina	3-6	L	Apr. 17	@ Boston	3-2	W**
Jan. 25	Carolina	1-3	L	Apr. 19	NY Rangers	4-8	L
Jan. 27	@ Washington	2-3	L	Apr. 22	Winnipeg	1-2	L
Jan. 29	Toronto	3-4	O*	Apr. 23	@ Pittsburgh#	4-2	W
Jan. 31	@ Boston	7-4	W	Apr. 26	NY Islanders	2-1	W**
Feb. 2	@ Montreal	1-6	L				
Feb. 3	Florida	3-4	L				
Feb. 5	@ Ottawa	3-4	L				
Feb. 7	Montreal	5-4	W**				
Feb. 9	@ NY Islanders	3-2	W				
Feb. 10	Boston	1-3	L				
Feb. 12	@ Ottawa	0-2	L				
Feb. 15	Boston	4-2	W				
Feb. 17	Pittsburgh	3-4	L				
Feb. 19	Winnipeg	1-2	L				
Feb. 21	@ Toronto	1-3	L				
Feb. 23	NY Islanders	0-4	L				
Feb. 26	@ Tampa Bay	2-1	W				
Feb. 28	@ Florida	4-3	W**				
Mar. 2	New Jersey	4-3	W**				
Mar. 3	@ NY Rangers	2-3	O**				
Mar. 5	@ Carolina	3-4	L				
Mar. 7	@ New Jersey	2-3	O**				
Mar. 10	@ Philadelphia	2-3	L				
Mar. 12	NY Rangers	3-1	W				
Mar. 16	Ottawa	3-4	O*				
Mar. 17	@ Washington	3-5	L				
Mar. 19	@ Montreal	3-2	W*				
Mar. 21	Toronto	5-4	W**				
Mar. 23	@ Montreal	2-1	W				
Mar. 26	@ Tampa Bay	1-2	L				
Mar. 28	@ Florida	4-5	O**				
Mar. 30	Washington	3-4	O**				
Mar. 31	Boston	0-2	L				
Apr. 2	@ Pittsburgh	4-1	W				
Apr. 5	Ottawa	4-2	W				
Apr. 7	New Jersey	3-2	W**				
Apr. 9	@ Winnipeg	1-4	L				
Apr. 11	Montreal	1-5	L				

** overtime decision O - overtime loss ** shootout decision #re-scheduled from April 20*

2011-12 | Regular Season Scoring

NO.	PLAYER	GP	G	A	PTS	+/-	PIM	PP	SH	GW	GT	SHOTS	PCT.
29	Jason Pominville	82	30	43	73	-7	12	8	2	5	2	235	12.8
26	Thomas Vanek	78	26	35	61	-6	52	10	0	5	1	204	12.7
21	Drew Stafford	80	20	30	50	+5	46	3	1	4	0	226	8.8
9	Derek Roy	80	17	27	44	-7	54	6	1	2	1	176	9.7
63	Tyler Ennis	48	15	19	34	+11	14	2	0	1	0	82	18.3
10	Christian Ehrhoff	66	5	27	32	-2	47	1	0	3	0	136	3.7
23	Ville Leino	71	8	17	25	-2	16	1	0	1	0	78	10.3
42	Nathan Gerbe	62	6	19	25	+2	32	0	0	2	0	137	4.4
3	Jordan Leopold	79	10	14	24	+4	28	1	0	0	0	110	9.1
57	Tyler Myers	55	8	15	23	+5	33	3	0	1	1	84	9.5
22	Brad Boyes	65	8	15	23	+2	6	2	0	0	0	100	8.0
72	Luke Adam*	52	10	10	20	-6	14	0	0	0	0	89	11.2
28	Paul Gaustad	56	7	10	17	-1	70	0	0	3	0	62	11.3
82	Marcus Foligno*	14	6	7	13	+6	9	2	0	1	0	23	26.1
44	Andrej Sekera	69	3	10	13	+3	18	1	0	0	0	88	3.4
17	Marc-Andre Gragnani*	44	1	11	12	10	20	1	0	0	0	35	2.9
36	Patrick Kaleta	63	5	5	10	-5	116	0	0	1	0	69	7.2
55	Jochen Hecht	22	4	4	8	+1	6	0	1	0	0	40	10.0
52	Alexander Sulzer	15	3	5	8	2	6	0	0	0	0	22	13.6
19	Cody Hodgson*	20	3	5	8	-7	2	2	0	1	0	51	5.9
78	Corey Tropp*	34	3	5	8	+0	20	0	0	1	0	32	9.4
37	Matt Ellis	60	3	5	8	-3	25	0	0	1	0	85	3.5
81	Brayden McNabb*	25	1	7	8	-1	15	1	0	0	0	23	4.3
6	Mike Weber	51	1	4	5	-19	64	0	0	0	0	51	2.0
24	Robyn Regehr	76	1	4	5	-12	56	0	0	0	0	49	2.0
58	Paul Szczechura	9	1	3	4	+0	4	0	0	0	0	11	9.1
8	Cody McCormick	50	1	3	4	-7	56	0	0	0	0	43	2.3
65	Travis Turnbull*	3	1	0	1	+0	5	0	0	0	0	3	33.3
33	TJ Brennan*	11	1	0	1	+0	6	0	0	0	0	14	7.1
15	Colin Stuart	2	0	0	0	-3	0	0	0	0	0	0	0.0
31	Drew MacIntyre*	2	0	0	0	0	0	0	0	0	0	0	0.0
71	Derek Whitmore	2	0	0	0	+0	0	0	0	0	0	2	0.0
4	Joe Finley*	5	0	0	0	-3	12	0	0	0	0	1	0.0
1	Jhonas Enroth*	26	0	0	0	0	2	0	0	0	0	0	0.0
30	Ryan Miller	61	0	0	0	0	0	0	0	0	0	0	0.0

NO.	PLAYER	GP	MIN	AVG.	W	L	T	EN	SO	GA	SA	PCT.
30	Ryan Miller	61	3536	2.55	31	21	7	6	6	150	1788	.916
1	Jhonas Enroth*	26	1399	2.70	8	11	4	3	1	63	756	.917
31	Drew MacIntyre*	2	43	1.40	0	0	0	0	0	1	18	.944
	TEAM TOTALS	**82**	**4978**	**2.58**	**39**	**32**	**11**	**9**	**7**	**214**	**2562**	**.916**

* - rookie

2012-13 | Regular Season Scoring

NO.	PLAYER	GP	G	A	PTS	+/-	PIM	PP	SH	GW	GT	SHOTS	PCT.
26	Thomas Vanek	38	20	21	41	-1	20	9	1	2	0	119	16.8
19	Cody Hodgson	48	15	19	34	-4	20	3	1	1	0	114	13.2
63	Tyler Ennis	47	10	21	31	-14	16	2	0	0	0	108	9.3
29	Jason Pominville	37	10	15	25	1	8	1	1	1	0	94	10.6
9	Steve Ott	48	9	15	24	3	93	2	0	3	1	73	12.3
10	Christian Ehrhoff	47	5	17	22	6	34	1	0	2	0	102	4.9
21	Drew Stafford	46	6	12	18	-16	21	0	0	0	0	121	5.0
82	Marcus Foligno*	47	5	13	18	-4	41	1	0	0	0	55	9.1
55	Jochen Hecht	47	5	9	14	6	18	0	1	1	0	69	7.2
44	Andrej Sekera	37	2	10	12	-2	4	0	0	0	0	33	6.1
65	Brian Flynn*	26	6	5	11	6	0	0	1	1	0	49	12.2
42	Nathan Gerbe	42	5	5	10	-3	14	0	1	0	0	64	7.8
12	Kevin Porter	31	4	5	9	-1	10	0	1	0	0	37	10.8
57	Tyler Myers	39	3	5	8	-8	32	1	0	2	0	48	6.3
3	Jordan Leopold	24	2	6	8	-6	14	0	0	0	0	38	5.3
6	Mike Weber	42	1	6	7	3	70	0	0	0	0	25	4.0
23	Ville Leino	8	2	4	6	0	6	1	0	0	0	11	18.2
53	Mark Pysyk*	19	1	4	5	-7	0	1	0	0	0	21	4.8
25	Mikhail Grigorenko*	25	1	4	5	-1	0	0	0	0	0	31	3.2
52	Alexander Sulzer	17	3	1	4	3	10	0	0	1	0	15	20.0
27	Adam Pardy	17	0	4	4	4	14	0	0	0	0	6	0.0
24	Robyn Regehr	29	0	2	2	-4	21	0	0	0	0	15	0.0
36	Patrick Kaleta	34	1	0	1	-4	67	0	0	0	0	34	2.9
33	TJ Brennan*	10	1	0	1	-1	6	1	0	0	0	18	5.6
72	Luke Adam	4	1	0	1	1	2	0	0	0	0	2	50.0
32	John Scott	34	0	0	0	-1	69	0	0	0	0	15	0.0
5	Chad Ruhwedel*	7	0	0	0	0	0	0	0	0	0	8	0.0
8	Cody McCormick	8	0	0	0	-2	10	0	0	0	0	6	0.0
37	Matt Ellis	6	0	0	0	0	0	0	0	0	0	8	0.0
30	Ryan Miller	40	0	0	0	0	0	0	0	0	0	0	0
1	Jhonas Enroth	12	0	0	0	0	2	0	0	0	0	0	0

NO.	PLAYER	GP	MIN	AVG.	W	L	T	EN	SO	GA	SA	PCT.
30	Ryan Miller	40	2302	2.81	17	17	5	3	0	108	1270	.915
1	Jhonas Enroth	12	623	2.60	4	4	1	1	1	27	332	.919
	TEAM TOTALS	**48**	**2925**	**2.77**	**21**	**21**	**6**	**4**	**1**	**135**	**1602**	**.916**

* - rookie



All-Time Home & Away Record

Home

YEAR	GP	W	L	T/OTL	GF	GA	PTS
1970-71	39	16	13	10	119	123	42
1971-72	39	11	19	9	110	127	31
1972-73	39	30	6	3	162	80	63
1973-74	39	23	10	6	142	99	52
1974-75	40	28	6	6	199	113	62
1975-76	40	28	7	5	197	106	61
1976-77	40	27	8	5	165	101	59
1977-78	40	25	7	8	142	86	58
1978-79	40	19	13	8	150	130	46
1979-80	40	27	5	8	180	95	62
1980-81	40	21	7	12	177	111	54
1981-82	40	23	8	9	179	128	55
1982-83	40	25	7	8	189	124	58
1983-84	40	25	9	6	168	119	56
1984-85	40	23	10	7	164	116	53
1985-86	40	23	16	1	169	147	47
1986-87	40	18	18	4	153	144	40
1987-88	40	19	14	7	144	138	45
1988-89	40	25	12	3	167	141	53
1989-90	40	27	11	2	160	121	56
1990-91	40	15	13	12	157	129	42
1991-92	40	22	13	5	158	133	49
1992-93	42	25	15	2	190	145	52
1993-94	42	22	17	3	140	107	47
1994-95	24	15	8	1	80	58	31
1995-96	41	19	17	5	125	111	43
1996-97	41	24	11	6	139	107	54
1997-98	41	20	13	8	113	82	48
1998-99	41	23	12	6	117	88	52
1999-00	41	21	15	5	112	98	48
2000-01	41	26	12	3	120	89	55
2001-02	41	20	16	5	111	93	45
2002-03	41	18	18	5	112	106	43
2003-04	41	21	16	4	126	108	49
2005-06	41	27	11	3	152	111	57
2006-07	41	28	10	3	166	124	59
2007-08	41	20	15	6	140	123	46
2008-09	41	23	15	3	128	112	49
2009-10	41	25	10	6	125	96	56
2010-11	41	21	16	4	124	111	46
2011-12	41	21	12	8	121	105	50
2012-13	24	11	10	3	58	70	25
TOTALS	1664	930	501	233	6050	4655	2099

Away

GP	W	L	T/OTL	GF	GA	PTS
39	8	26	5	98	168	21
39	5	24	10	93	162	20
39	7	21	11	95	139	25
39	9	24	6	100	151	24
40	21	10	9	155	127	51
40	18	14	8	142	134	44
40	21	16	3	136	119	45
40	19	12	9	146	129	47
40	17	15	8	130	133	42
40	20	12	8	138	106	48
40	18	13	9	150	139	45
40	16	18	6	128	145	38
40	13	22	5	129	161	31
40	23	16	1	147	138	47
40	15	18	7	126	121	37
40	14	21	5	127	144	33
40	10	26	4	127	164	24
40	18	18	4	139	167	40
40	13	23	4	124	158	30
40	18	16	6	126	127	42
40	16	17	7	135	149	39
40	9	24	7	131	166	25
42	13	21	8	145	152	34
42	21	15	6	142	111	48
24	7	11	6	50	61	20
41	14	25	2	122	151	30
41	16	19	6	98	101	38
41	16	16	9	98	105	41
41	14	16	11	90	87	39
41	14	21	6	101	106	37
41	20	19	2	98	95	43
41	15	20	6	102	107	37
41	9	27	5	78	113	29
41	16	22	3	94	113	36
41	25	13	3	129	128	53
41	25	12	4	142	118	54
41	19	16	6	115	119	44
41	18	17	6	122	122	42
41	20	17	4	110	111	44
41	22	13	6	121	118	50
41	18	20	3	90	118	39
24	10	11	3	60	69	23
1664	660	757	247	4929	5352	1579



Last Ten Games vs.

Home Games | Most to Least Recent

Team	1	2	3	4	5	6	7	8	9	10	Record
Anaheim Ducks	W	W	L	W	W	W	T	T	L	W	6-2-2
Boston Bruins	L	W	L	W	W	O	W	W	L	O	5-3-2
Calgary Flames	W	W	W	W	W	W	W	W	T	L	8-1-1
Carolina Hurricanes	L	W	L	L	W	L	W	L	W	W	5-5-0
Chicago Blackhawks	L	W	W	T	L	W	W	W	L	W	6-3-1
Colorado Avalanche	O	O	L	W	L	W	L	T	W	W	4-3-3
Columbus Blue Jackets	W	W	L	L	W	W	L	L	--	--	4-4-0
Dallas Stars	W	W	W	W	W	T	W	L	W	W	8-1-1
Detroit Red Wings	L	O	W	L	L	L	W	L	T	L	2-6-2
Edmonton Oilers	W	W	W	L	L	T	L	T	L	W	4-4-2
Florida Panthers	L	W	L	W	L	W	L	W	W	W	6-4-0
Los Angeles Kings	W	W	W	W	L	W	W	W	W	W	9-1-0
Minnesota Wild	W	L	L	L	L	W	--	--	--	--	2-4-0
Montreal Canadiens	L	W	W	W	O	W	L	L	W	W	6-3-1
Nashville Predators	O	L	W	L	T	L	L	--	--	--	1-4-2
New Jersey Devils	W	W	L	L	W	O	W	L	L	L	4-5-1
New York Islanders	W	L	W	L	O	L	W	W	W	L	5-4-1
New York Rangers	L	W	O	L	W	L	W	L	W	W	5-4-1
Ottawa Senators	W	O	O	O	W	W	W	L	L	L	4-3-3
Philadelphia Flyers	W	W	O	L	W	L	W	L	L	L	4-5-1
Phoenix Coyotes	L	W	W	O	L	L	L	L	T	T	2-5-3
Pittsburgh Penguins	L	L	W	L	L	W	O	O	W	L	3-5-2
San Jose Sharks	W	W	W	L	W	W	W	W	W	W	9-1-0
St. Louis Blues	L	W	L	L	L	L	L	L	T	T	1-7-2
Tampa Bay Lightning	W	L	L	W	L	W	W	W	L	W	6-4-0
Toronto Maple Leafs	W	O	W	W	W	L	W	W	W	W	8-1-1
Vancouver Canucks	W	W	W	L	W	W	L	W	L	L	6-4-0
Washington Capitals	O	W	W	L	W	L	W	L	W	L	5-4-1
Winnipeg Jets	L	L	O	W	W	W	W	L	O	O	4-3-3

Road Games | Most to Least Recent

Team	1	2	3	4	5	6	7	8	9	10	Record
Anaheim Ducks	W	L	L	L	W	W	W	W	W	W	7-3-0
Boston Bruins	W	W	O	L	L	W	W	O	L	W	5-3-2
Calgary Flames	L	L	L	W	L	L	W	T	W	L	3-6-1
Carolina Hurricanes	L	L	L	W	W	O	W	O	W	O	4-3-3
Chicago Blackhawks	L	L	L	W	W	L	W	W	L	L	4-6-0
Colorado Avalanche	O	O	W	W	L	W	W	W	L	T	5-2-3
Columbus Blue Jackets	L	W	L	L	L	T	--	--	--	--	1-4-1
Dallas Stars	L	W	W	L	L	L	W	L	L	L	3-7-0
Detroit Red Wings	L	O	L	W	L	L	T	L	L	L	1-7-2
Edmonton Oilers	W	W	W	L	T	L	L	W	L	L	4-5-1
Florida Panthers	L	W	O	W	W	L	W	W	W	L	6-3-1
Los Angeles Kings	W	O	L	W	L	L	L	L	T	L	2-6-2
Minnesota Wild	W	W	W	L	W	W	--	--	--	--	5-1-0
Montreal Canadiens	W	W	L	W	W	W	W	W	L	L	7-3-0
Nashville Predators	W	W	W	L	L	W	W	W	--	--	6-2-0
New Jersey Devils	O	W	L	W	W	L	W	W	W	O	6-2-2
New York Islanders	W	W	L	W	L	O	L	L	W	W	5-4-1
New York Rangers	O	W	O	W	O	W	W	L	W	L	5-2-3
Ottawa Senators	L	L	W	L	W	W	W	W	W	L	6-4-0
Philadelphia Flyers	L	L	L	W	L	W	W	L	L	W	4-6-0
Phoenix Coyotes	W	W	W	L	W	W	L	L	L	W	6-4-0
Pittsburgh Penguins	W	W	L	W	L	L	L	L	W	L	4-6-0
San Jose Sharks	W	W	L	W	T	L	T	T	L	T	3-3-4
St. Louis Blues	L	W	O	T	L	L	T	W	W	W	4-3-3
Tampa Bay Lightning	L	W	W	L	W	L	W	W	L	W	6-4-0
Toronto Maple Leafs	L	W	L	L	L	L	L	W	L	W	3-7-0
Vancouver Canucks	W	L	L	L	T	L	L	W	W	W	4-5-1
Washington Capitals	L	L	W	L	O	L	L	L	W	L	2-7-1
Winnipeg Jets	L	L	L	O	W	L	W	O	O	O	2-4-4



Last Ten Games vs.

Overall Games | Most to Least Recent

Team	1	2	3	4	5	6	7	8	9	10	Record
Anaheim Ducks	W	W	W	L	L	L	L	W	W	W	6-4-0
Boston Bruins	W	L	W	L	W	O	L	W	W	O	5-3-2
Calgary Flames	W	L	W	L	W	L	W	L	L	W	5-5-0
Carolina Hurricanes	L	L	L	W	L	W	L	W	L	O	3-6-1
Chicago Blackhawks	L	L	L	W	L	W	W	W	T	L	4-5-1
Colorado Avalanche	O	O	O	O	L	W	W	W	L	L	3-3-4
Columbus Blue Jackets	L	W	W	W	L	L	L	L	W	W	5-5-0
Dallas Stars	W	L	W	W	W	W	W	L	W	L	7-3-0
Detroit Red Wings	L	L	O	O	W	L	L	L	W	L	2-6-2
Edmonton Oilers	W	W	W	W	W	W	L	T	L	L	6-3-1
Florida Panthers	O	W	L	O	W	L	W	W	W	L	5-3-2
Los Angeles Kings	W	W	O	W	L	W	W	W	L	L	6-3-1
Minnesota Wild	W	W	L	W	L	W	L	L	W	L	5-5-0
Montreal Canadiens	L	W	W	W	L	W	W	O	W	W	7-2-1
Nashville Predators	W	O	W	L	W	W	L	L	L	T	4-4-2
New Jersey Devils	W	O	W	L	W	L	L	W	W	W	6-3-1
New York Islanders	W	L	W	W	W	L	L	O	W	L	5-4-1
New York Rangers	L	W	O	W	O	O	L	W	W	O	4-2-4
Ottawa Senators	W	O	L	L	W	O	L	O	W	W	4-3-3
Philadelphia Flyers	W	L	W	L	L	O	L	W	W	L	4-5-1
Phoenix Coyotes	L	W	W	W	W	W	L	O	L	W	6-3-1
Pittsburgh Penguins	W	W	L	L	W	L	W	L	L	L	4-6-0
San Jose Sharks	W	W	W	W	L	W	W	L	W	T	7-2-1
St. Louis Blues	L	L	W	W	L	O	L	L	O	L	2-6-2
Tampa Bay Lightning	W	L	W	W	L	L	L	W	W	L	5-5-0
Toronto Maple Leafs	W	L	O	W	W	L	W	L	L	W	5-4-1
Vancouver Canucks	W	W	L	W	W	L	L	L	T	W	5-4-1
Washington Capitals	O	L	L	W	L	W	W	L	L	L	3-5-2
Winnipeg Jets	L	L	L	L	L	O	W	W	W	O	3-5-2



Records by Day of the Week

2001-02 Season

Day	No.	Record	Pts.
Sunday	9	6-2-1	13
Monday	6	2-4-0	4
Tuesday	14	4-5-5	13
Wednesday	10	5-3-2	12
Thursday	9	3-6-0	6
Friday	16	8-7-1	17
Saturday	18	7-9-2	16

2002-03 Season

Day	No.	Record	Pts.
Sunday	5	1-2-2	4
Monday	7	1-5-1	3
Tuesday	15	3-9-3	9
Wednesday	9	5-3-1	11
Thursday	9	2-5-2	6
Friday	14	7-5-2	16
Saturday	23	8-15-0	16

2003-04 Season

Day	No.	Record	Pts.
Sunday	3	2-1-0	4
Monday	9	4-5-0	8
Tuesday	8	3-4-1	7
Wednesday	16	8-5-3	19
Thursday	10	3-7-0	6
Friday	15	11-4-0	22
Saturday	21	6-12-3	15

2005-06 Season

Day	No.	Record	Pts.
Sunday	7	5-1-1	11
Monday	6	4-1-1	9
Tuesday	10	9-0-1	19
Wednesday	11	6-5-0	12
Thursday	16	10-3-3	23
Friday	12	7-5-0	14
Saturday	20	11-9-0	22

2006-07 Season

Day	No.	Record	Pts.
Sunday	4	2-1-1	5
Monday	5	4-1-0	8
Tuesday	11	9-1-1	19
Wednesday	10	7-3-0	14
Thursday	12	10-2-0	20
Friday	15	11-3-1	23
Saturday	25	10-12-1	21

2007-08 Season

Day	No.	Record	Pts.
Sunday	5	2-3-0	4
Monday	7	2-3-2	6
Tuesday	8	5-1-2	13
Wednesday	17	10-7-0	20
Thursday	9	4-3-2	10
Friday	18	7-7-4	18
Saturday	18	9-7-2	20

2008-09 Season

Day	No.	Record	Pts.
Sunday	1	0-1-0	0
Monday	9	4-4-1	9
Tuesday	8	4-4-0	8
Wednesday	14	8-5-1	17
Thursday	9	5-3-1	11
Friday	16	10-5-1	21
Saturday	24	10-9-5	25

2009-10 Season

Day	No.	Record	Pts.
Sunday	5	4-1-0	8
Monday	8	5-3-0	10
Tuesday	7	3-3-1	7
Wednesday	16	10-6-0	20
Thursday	8	4-2-2	10
Friday	15	10-4-1	21
Saturday	23	9-8-6	24

2010-11 Season

Day	No.	Record	Pts.
Sunday	7	4-1-2	10
Monday	3	1-2-0	2
Tuesday	16	9-5-2	20
Wednesday	10	5-4-1	11
Thursday	9	6-1-2	14
Friday	15	7-7-1	15
Saturday	22	11-9-2	24

2011-12 Season

Day	No.	Record	Pts.
Sunday	1	1-0-0	2
Monday	6	4-2-0	8
Tuesday	14	8-5-1	17
Wednesday	12	4-4-4	12
Thursday	8	3-5-0	6
Friday	17	10-6-1	22
Saturday	24	9-10-5	23

2012-13 Season

Day	No.	Record	Pts.
Sunday	11	3-7-1	7
Monday	2	1-1-0	2
Tuesday	12	5-6-1	11
Wednesday	1	1-0-0	2
Thursday	9	4-3-2	10
Friday	5	3-2-0	6
Saturday	8	4-2-2	10



Records by Month

2001-02 Season

Month	No.	Record	Pts.
October	13	5-7-1	11
November	14	6-7-1	13
December	13	4-7-2	10
January	13	7-5-1	15
February	5	1-2-2	4
March	17	8-7-2	18
April	7	4-1-2	10

2002-03 Season

Month	No.	Record	Pts.
October	10	3-5-2	8
November	13	1-10-2	4
December	14	4-9-1	9
January	13	7-4-2	16
February	13	4-8-1	9
March	16	7-8-1	15
April	3	1-1-1	3

2003-04 Season

Month	No.	Record	Pts.
October	11	6-5-0	12
November	14	5-7-2	12
December	13	4-8-1	9
January	16	8-6-2	18
February	11	5-5-1	11
March	15	9-5-1	19
April	2	0-2-0	0

2005-06 Season

Month	No.	Record	Pts.
October	11	7-4-0	14
November	14	8-5-1	17
December	14	11-2-1	23
January	11	6-4-1	13
February	6	4-0-2	10
March	17	9-7-1	19
April	9	7-2-0	14

2006-07 Season

Month	No.	Record	Pts.
October	11	10-0-1	21
November	13	9-3-1	19
December	14	9-4-1	19
January	14	6-7-1	13
February	11	8-2-1	17
March	15	8-5-2	18
April	4	3-1-0	6

2007-08 Season

Month	No.	Record	Pts.
October	10	5-5-0	10
November	13	6-6-1	13
December	14	8-5-1	17
January	13	4-5-4	12
February	15	8-4-3	19
March	14	6-5-3	15
April	30	2-1-0	4

2008-09 Season

Month	No.	Record	Pts.
October	10	6-2-2	14
November	13	5-7-1	11
December	14	6-6-2	14
January	13	9-4-0	18
February	13	5-6-2	12
March	12	6-5-1	13
April	7	4-2-1	9

2009-10 Season

Month	No.	Record	Pts.
October	11	8-2-1	17
November	13	7-5-1	15
December	15	9-4-2	20
January	14	8-3-3	19
February	7	1-4-2	4
March	16	10-5-1	21
April	6	2-4-0	4

2010-11 Season

Month	No.	Record	Pts.
October	12	3-7-2	8
November	13	6-6-1	13
December	12	6-5-1	13
January	12	8-3-1	17
February	12	6-4-2	14
March	16	10-4-2	22
April	5	4-0-1	9

2011-12 Season

Month	No.	Record	Pts.
October	10	6-4-0	12
November	14	7-6-1	15
December	14	4-7-3	11
January	12	4-7-1	9
February	13	7-3-3	17
March	16	10-4-2	22
April	3	1-1-1	3

2012-13 Season

Month	No.	Record	Pts.
October			
November			
December			
January	7	3-3-1	7
February	14	5-9-0	10
March	15	5-5-5	15
April	12	8-4-0	16



Records by Month

Best and Worst Records by Month

Month	Best (Year)	Worst (Year)
October	10-0-1, 21 pts. (2006)	1-7-2, 4 pts. (1986)
November	12-1-3, 27 pts (1974)	1-10-2, 4 pts. (2002)
December	11-2-1, 23 pts. (2005)	3-8-2, 8 pts. (1970)
January	11-0-2, 24 pts. (1984)	2-7-3, 7 pts. (1972) 3-2-1, 7 pts. (1995)* 3-3-1, 7 pts. (2013)*
February	10-4-0, 20 pts. (1977) 9-2-2, 20 pts. (1978)	4-10-1, 9 pts. (1971) 3-6-3, 9pts. (1972) 1-4-2, 4 pts. (2010)**
March	10-3-4, 24 pts. (1979)	2-11-1, 5 pts. (1996)
April	8-4-0, 16 pts. (2013)* 6-7-2, 14 pts. (1995)* 7-2-0, 14 pts. (2006)	0-1-0, 0 pts. (1983) 0-7-0, 0 pts. (1993) 0-2-0, 0 pts. (2004)
May	2-0-0, 4 pts. (1995)*	2-0-4, 4 pts. (1995)*

* Shortened season (48 games) ** Schedule affected by 2010 Olympics



The Last Time the Sabres...

RECORDED A HAT TRICK:
HOME: 4/5/2011 vs. Tampa Bay (Thomas Vanek)
ROAD: 1/31/13 at Boston (Thomas Vanek)

SCORED TWO HAT TRICKS IN ONE GAME:
1/18/2008 vs. Atlanta (Drew Stafford & Derek Roy)

HAD A FOUR-GOAL GAME:
4/10/2010 at Ottawa (Thomas Vanek)

HAD A FIVE-GOAL GAME:
2/06/1986 at Boston (Dave Andreychuk)

ALLOWED A HAT TRICK:
HOME: 4/19/2013 vs. NY Rangers (Brad Richards)
ROAD: 1/24/2013 at Carolina (Eric Staal)

ALLOWED TWO HAT TRICKS IN ONE GAME:
11/22/1987 vs. Los Angeles (Bernie Nicholls & Bob Carpenter)

ALLOWED TWO FOUR-GOAL GAMES IN ONE GAME:
11/2/2005 vs. Ottawa (Alfredsson & Havlat)

ALLOWED A FIVE-GOAL GAME:
(Has never happened)

WON A HOME GAME IN OVERTIME:
4/3/2012 vs. Toronto Maple Leafs (Derek Roy)

LOST A HOME GAME IN OVERTIME:
3/16/2013 vs. Ottawa (Kyle Turris)

WON A ROAD GAME IN OVERTIME:
3/20/2013 at Montreal (Steve Ott)

LOST A ROAD GAME IN OVERTIME:
2/25/2012 at New York Rangers (Ryan Callahan)

WON A HOME GAME IN A SHOOTOUT:
4/26/2013 vs. NY Islanders (Thomas Vanek)

LOST A HOME GAME IN A SHOOTOUT:
3/30/2013 vs. Washington (Matt Hendricks)

WON A ROAD GAME IN A SHOOTOUT:
4/17/2013 at Boston (Drew Stafford)

LOST A ROAD GAME IN A SHOOTOUT:
3/28/2013 at Florida (Mike Santorelli)

SHUT OUT AN OPPONENT AT HOME:
3/21/2012 vs. Montreal (Ryan Miller, 34 saves)

SHUT OUT OPPONENT ON THE ROAD:
3/1/2012 at San Jose (Ryan Miller, 39 saves)

The Last Time the Sabres...

WERE SHUT OUT AT HOME:
3/31/2013 vs. Boston (Anton Khudobin, 26 saves)

WERE SHUT OUT ON THE ROAD:
2/13/2013 at Ottawa (Craig Anderson, 42 saves)

HAD TWO STRAIGHT SHUTOUTS:
2/29/2012 at Anaheim (Ryan Miller, 43 saves)
3/1/2012 at San Jose (Ryan Miller, 39 saves)

WERE SHUT OUT IN TWO STRAIGHT GAMES:
10/09/2003 at Philadelphia (Jeff Hackett, 17 saves)
10/11/2003 vs. NY Islanders (Rick DiPietro, 13 saves)

WON A 1-0 GAME AT HOME:
4/13/2013 vs. Philadelphia (Jhonas Enroth)

WON A 1-0 GAME ON THE ROAD:
3/1/2012 at San Jose (Ryan Miller)

LOST A 1-0 GAME AT HOME:
2/1/2012 vs. New York Rangers (Henrik Lundqvist)

LOST A 1-0 GAME ON THE ROAD:
3/21/2001 at Carolina (Arturs Irbe)

WON BY FIVE OR MORE GOALS:
HOME: 2/8/2012 (6-0 vs. Boston)
ROAD: 10/23/2010 (6-1 at New Jersey)

LOST BY FIVE OR MORE GOALS:
HOME: 11/14/2008 (6-1 vs. Columbus)
ROAD: 2/2/2013 (6-1 at Montreal)

SCORED 10 OR MORE GOALS AT HOME:
1/18/2008 vs. Atlanta (10-1)

SCORED 10 OR MORE GOALS ON THE ROAD:
1/28/2009 at Edmonton (10-2)

ALLOWED 10 OR MORE GOALS AT HOME:
11/2/2005 vs. Ottawa (10-4)

ALLOWED 10 OR MORE GOALS ON THE ROAD:
3/12/1988 at Calgary (10-4)

RECORDED 20 OR MORE SHOTS IN A PERIOD:
3/15/2011 vs. Carolina (22-1st)

ALLOWED 20 OR MORE SHOTS IN A PERIOD:
1/24/2013 at Carolina (21-2nd)

SCORED FIVE GOALS IN A PERIOD:
HOME: 11/28/2009 vs. Carolina (3rd)
ROAD: 10/21/2009 at Florida (1st)

The Last Time the Sabres...

RECORDED 50 OR MORE SHOTS:
10/13/2007 vs. Washington (53)

ALLOWED 50 OR MORE SHOTS:
1/8/2010 vs. Toronto (50)

SCORED A SHORT-HANDED GOAL:
4/12/2013 vs. Montreal (Brian Flynn)

SCORED A GOAL WHILE TWO MEN SHORT:
1/30/1990 at Quebec (Phil Housley)

SCORED TWO SHORTHANDED GOALS IN ONE GAME:
3/30/2007 vs. NY Islanders (Derek Roy, Chris Drury)

SCORED THREE SHORTHANDED GOALS IN ONE GAME:
3/19/1998 vs. Florida (Michael Peca & Alexei Zhitnik [2])

ALLOWED A SHORTHANDED GOAL:
4/7/2013 vs. New Jersey (Mark Fayne)

ALLOWED A SHORTHANDED GOAL WITH A TWO-MAN ADVANTAGE:
10/20/2006 vs. Carolina (Mike Commodore)

ALLOWED TWO SHORTHANDED GOALS IN ONE GAME:
12/10/2011 vs. New York Rangers (Carl Hagelin & Ryan Callahan)

ALLOWED THREE SHORTHANDED GOALS IN ONE GAME:
(Has never happened)

SCORED AN EMPTY NET GOAL:
HOME: 1/20/2013 vs. Philadelphia (Thomas Vanek)
ROAD: 1/31/2013 at Boston (Jason Pominville)

ALLOWED AN EMPTY NET GOAL:
HOME: 2/10/2013 vs. Boston (Milan Lucic)
ROAD: 4/9/2013 at Winnipeg (Blake Wheeler)

SCORED ON A PENALTY SHOT:
4/10/2010 at Ottawa (Thomas Vanek on Pascal Leclaire)

WERE UNSUCCESSFUL ON A PENALTY SHOT:
2/19/2012 vs. Pittsburgh Penguins (Patrick Kaleta on Marc-Andre Fleury)

ALLOWED A GOAL ON A PENALTY SHOT:
12/16/2011 vs. Toronto (Nikolai Kulemin on Ryan Miller)

STOPPED THE SHOOTER ON A PENALTY SHOT:
4/22/2013 vs. Winnipeg (Evander Kane on Jhonas Enroth)

LAST FOUR-POINT GAME:
12/16/2011 vs. Toronto, Thomas Vanek (2+2)

LAST FIVE-POINT GAME:
1/31/2013 at Boston, Thomas Vanek (3+2)

LAST SIX-POINT GAME:
2/10/1993 at Winnipeg, Pat LaFontaine (1+5)

The Last Time: Leads & Deficits

The Sabres trailed by two goals and won:
March 21, 2013 vs. Toronto (5-4, SO)

The Sabres trailed by three goals and won:
April 3, 2012 vs. Toronto (6-5, OT)

The Sabres trailed by four goals and won:
January 21, 1989 at Boston (6-5, OT)

The Sabres trailed by five goals and won:
February, 25, 1983 vs. Boston (7-6)

The Sabres led by two goals and lost:
March 30, 2013 vs. Washington (4-3, SO)

The Sabres led by three goals and lost:
December 7, 2011 vs. Philadelphia (5-4, OT)

The Sabres led by four goals and lost:
March 12, 1987 at Calgary (10-4)

The Sabres led by five goals and lost:
(Has never happened)



Sabres Longest Winning Streaks

Games	Dates
10	10/4/06 to 10/26/06
10	1/4/84 to 1/23/84
9	12/11/76 to 12/29/76
9	11/24/79 to 12/13/79

Note: *Sabres won 15 straight over two seasons -- 4/8/06 to 10/26/06*

Sabres Longest Losing Streaks

Games	Dates
8	1/25/03 to 2/13/03
7	12/4/03 to 12/19/03
7	12/20/02 to 12/31/02
7	11/3/02 to 11/19/02

Sabres Longest Unbeaten Streaks

Games	Dates
14	3/6/80 to 4/6/80
13	1/4/84 to 1/29/84
13	1/21/98 to 3/2/98

Sabres Longest Winless Streaks

Games	Dates
12	11/23/91 to 12/20/91
12	10/25/02 to 11/19/02
10	11/7/71 to 12/1/71

Most Consecutive Ties

Games	Dates
4	12/22/77 to 1/1/78
4	1/9/81 to 1/16/81
4	2/26/82 to 3/6/82
4	12/9/84 to 12/16/84

Sabres Winning Streaks

Games	Dates
5	3/19/12 to 3/27/12
6	12/27/09 to 1/8/10
7	12/4/06 to 12/19/06
8	3/3/06 to 3/16/06
9	11/24/79 to 12/13/79
10	10/4/06 to 10/26/06

Sabres Losing Streaks

Games	Dates
5	1/14/12 to 1/21/12
6	3/18/06 to 3/27/06
7	12/4/03 to 12/19/03

Sabres Unbeaten Streaks

Games	Dates
6	1/24/12 to 2/10/12
7	2/23/11 to 3/6/11
8	11/29/98 to 12/18/98
9	3/12/12 to 3/27/12
10	12/23/84 to 1/12/85
11	12/15/77 to 1/11/78
12	1/29/97 to 2/23/97
13	1/21/98 to 3/2/98
14	3/6/80 to 4/6/80

Sabres Winless Streaks

Games	Dates
6	3/22/97 to 4/2/97
7	10/2/99 to 10/20/99
8	12/4/03 to 12/23/03
9	None
10	12/26/07 to 1/16/08
11	None
12	11/23/91 to 12/20/91



Sabres Winning Streaks

Games	Dates
5	3/19/12 to 3/27/12
6	12/27/09 to 1/8/10
7	12/4/06 to 12/19/06
8	3/3/06 to 3/16/06
9	11/24/79 to 12/13/79
10	10/4/06 to 10/26/06

Sabres Losing Streaks

Games	Dates
5	1/14/12 to 1/21/12
6	3/18/06 to 3/27/06
7	12/4/03 to 12/19/03

Sabres Unbeaten Streaks

Games	Dates
6	1/24/12 to 2/10/12
7	2/23/11 to 3/6/11
8	11/29/98 to 12/18/98
9	3/12/12 to 3/27/12
10	12/23/84 to 1/12/85
11	12/15/77 to 1/11/78
12	1/29/97 to 2/23/97
13	1/21/98 to 3/2/98
14	3/6/80 to 4/6/80

Sabres Winless Streaks

Games	Dates
6	3/22/97 to 4/2/97
7	10/2/99 to 10/20/99
8	12/4/03 to 12/23/03
9	None
10	12/26/07 to 1/16/08
11	None
12	11/23/91 to 12/20/91



Sabres Season Openers

Opener				Home			Road		
Season	Date	Opponent	Score	Date	Opponent	Score	Date	Opponent	Score
1970-71	10/10/70	at PIT	2-1	10/15/70	vs. MTL	0-3	10/10/70	at PIT	2-1
1971-72	10/10/71	vs. PIT	2-1	10/10/71	vs. PIT	2-1	10/12/71	at STL	1-4
1972-73	10/8/72	vs. ATL	5-3	10/8/72	vs. ATL	5-3	10/14/72	at ATL	1-1
1973-74	10/10/73	at TOR	4-7	10/14/73	vs. VAN	3-1	10/10/73	at TOR	4-7
1974-75	10/10/74	vs. BOS	9-5	10/10/74	vs. BOS	9-5	10/12/74	at PHI	1-6
1975-76	10/9/75	vs. DET	4-0	10/9/75	vs. DET	4-0	10/18/75	at STL	5-3
1976-77	10/9/76	at DET	0-4	10/10/76	vs. MTL	3-1	10/9/76	at DET	0-4
1977-78	10/13/77	vs. NYI	3-2	10/13/77	vs. NYI	3-2	10/15/77	at TOR	5-2
1978-79	10/12/78	vs. NYI	2-2	10/12/78	vs. NYI	2-2	10/14/78	at MIN	5-2
1979-80	10/11/79	vs. WSH	6-3	10/11/79	vs. WSH	6-3	10/13/79	at NYI	5-2
1980-81	10/9/80	at CHI	3-4	10/12/80	vs. HFD	3-3	10/9/80	at CHI	3-4
1981-82	10/7/81	vs. WSH	5-3	10/7/81	vs. WSH	5-3	10/10/81	at MTL	0-9
1982-83	10/6/82	vs. QUE	4-6	10/6/82	vs. QUE	4-6	10/9/82	at QUE	4-6
1983-84	10/5/83	vs. HFD	5-3	10/5/83	vs. HFD	5-3	10/8/83	at QUE	2-9
1984-85	10/11/84	vs. MTL	4-3	10/11/84	vs. MTL	4-3	10/13/84	at TOR	3-4*
1985-86	10/10/85	vs. HFD	4-5	10/10/85	vs. HFD	4-5	10/12/85	at MIN	6-2
1986-87	10/9/86	at WPG	2-3	10/12/86	vs. CGY	2-4	10/9/86	at WPG	2-3
1987-88	10/8/87	vs. MIN	2-2*	10/8/87	vs. MIN	2-2*	10/10/87	at MTL	3-6
1988-89	10/6/88	vs. MTL	3-2	10/6/88	vs. MTL	3-2	10/8/88	at WSH	2-6
1989-90	10/5/89	vs. QUE	4-3	10/5/89	vs. QUE	4-3	10/7/89	at MTL	1-5
1990-91	10/4/90	vs. MTL	3-3*	10/4/90	vs. MTL	3-3*	10/6/90	at MTL	5-6
1991-92	10/4/91	vs. PIT	4-5	10/4/91	vs. PIT	4-5	10/5/91	at WSH	1-3
1992-93	10/8/92	vs. QUE	4-5	10/8/92	vs. QUE	4-5	10/10/92	at HFD	5-2
1993-94	10/7/93	at BOS	5-3	10/10/93	vs. HFD	2-3	10/7/93	at BOS	5-3
1994-95	1/20/95	at NYR	2-1	1/25/95	vs. NJD	2-1	1/20/95	at NYR	2-1
1995-96	10/7/95	at OTT	3-1	10/13/95	vs. ANA	1-4	10/7/95	at OTT	3-1
1996-97	10/4/96	at EDM	3-4	10/12/96	vs. DET	1-6	10/4/96	at EDM	3-4
1997-98	10/1/97	at STL	3-1	10/7/97	vs. DAL	2-4	10/1/97	at STL	3-1
1998-99	10/10/98	at DAL	1-4	10/16/98	vs. FLA	2-2*	10/10/98	at DAL	1-4
1999-00	10/2/99	at DET	0-2	10/8/99	vs. WSH	2-3	10/2/99	at DET	0-2
2000-01	10/5/00	vs. CHI	4-2	10/5/00	vs. CHI	4-2	10/13/00	at EDM	2-3
2001-02	10/4/01	vs. ATL	1-2	10/4/01	vs. ATL	1-2	10/7/01	at NYR	4-5*
2002-03	10/10/02	vs. NYI	5-1	10/10/02	vs. NYI	5-1	10/12/02	at MTL	6-1
2003-04	10/9/03	at PHI	0-2	10/11/03	vs. NYI	0-6	10/9/03	at PHI	0-2
2005-06	10/5/05	vs. NYI	6-4	10/5/05	vs. NYI	6-4	10/8/05	at OTT	0-5
2006-07	10/4/06	at CAR	3-2**	10/6/06	vs. MTL	5-4**	10/4/06	at CAR	3-2**
2007-08	10/5/07	vs. NYI	4-6	10/5/07	vs. NYI	4-6	10/6/07	at NYI	2-3
2008-09	10/10/08	vs. MTL	2-1**	10/10/08	vs. MTL	2-1**	10/13/08	at NYI	7-1
2009-10	10/3/09	vs. MTL	1-2 *	10/3/09	vs. MTL	1-2 *	10/10/09	at NSH	1-0
2010-11	10/8/10	at OTT	2-1	10/9/10	vs. NYR	3-6	10/8/10	at OTT	2-1
2011-12	10/7/11	vs. ANA	4-1	10/7/11	vs. ANA	4-1	10/8/11	at LAK	4-2
2012-13	1/20/13	vs. PHI	5-2	1/20/13	vs. PHI	5-2	1/21/13	at TOR	2-1

The Sabres are 24-14-4 in opening games (17-6-4 at home and 7-8-0 on the road). The club is 21-15-6 in home openers and 18-23-1 in road openers.
**Game decided in overtime. **Game decided by a shootout.*



Sabres Year-By-Year Record

	Preseason			Regular Season							Playoffs	
YEAR	W	L	OTL/T	GP	W	L	OTL/T	GF	GA	PTS	W	L
1970-71	1	4	4	78	24	39	15	217	291	63	--	--
1971-72	3	1	5	78	16	43	19	203	289	51	--	--
1972-73	4	2	2	78	37	27	14	257	219	88	2	4
1973-74	0	6	2	78	32	34	12	242	250	76	--	--
1974-75	4	4	0	80	49	16	15	354	240	113	10	7
1975-76	3	6	0	80	46	21	13	339	240	105	4	5
1976-77	4	5	1	80	48	24	8	301	220	104	2	4
1977-78	3	3	4	80	44	19	17	288	215	105	3	5
1978-79	5	6	0	80	36	28	16	280	263	88	1	2
1979-80	3	6	2	80	47	17	16	318	201	110	9	5
1980-81	4	5	2	80	39	20	21	327	250	99	4	4
1981-82	2	5	3	80	39	26	15	307	273	93	1	3
1982-83	5	2	4	80	38	29	13	318	285	89	6	4
1983-84	2	8	0	80	48	25	7	315	257	103	0	3
1984-85	5	2	2	80	38	28	14	290	237	90	2	3
1985-86	3	3	2	80	37	37	6	296	291	80	--	--
1986-87	4	5	0	80	28	44	8	280	308	64	--	--
1987-88	7	2	0	80	37	32	11	283	305	85	2	4
1988-89	7	0	1	80	38	35	7	291	299	83	1	4
1989-90	4	3	2	80	45	27	8	286	248	98	2	4
1990-91	2	4	2	80	31	30	19	292	278	81	2	4
1991-92	3	5	1	80	31	37	12	289	299	74	3	4
1992-93	5	4	0	84	38	36	10	335	297	86	4	4
1993-94	1	6	0	84	43	32	9	282	218	95	3	4
1994-95	2	4	1	48	22	19	7	130	119	51	1	4
1995-96	4	4	0	82	33	42	7	247	262	73	--	--
1996-97	3	4	1	82	40	30	12	237	208	92	5	7
1997-98	0	6	2	82	36	29	17	211	187	89	10	5
1998-99	2	6	0	82	37	28	17	207	175	91	14	7
1999-00	2	4	1	82	35	36	11	213	204	85	1	4
2000-01	7	1	0	82	46	31	5	218	184	98	7	6
2001-02	2	4	0	82	35	36	11	213	200	82	--	--
2002-03	4	2	1	82	27	45	10	190	219	72	--	--
2003-04	3	4	1	82	37	34	11	220	221	85	--	--
2005-06	6	2	0	82	52	24	6	281	239	110	11	7
2006-07	4	1	0	82	53	22	7	308	242	113	9	7
2007-08	4	2	0	82	39	31	12	255	242	90	--	--
2008-09	2	4	1	82	41	32	9	250	234	91	--	--
2009-10	4	1	1	82	45	27	10	235	207	100	2	4
2010-11	4	2	0	82	43	29	10	245	229	96	3	4
2011-12	4	2	0	82	39	32	11	218	230	89	--	--
2012-13	--	--	--	48	21	21	6	125	143	48	--	--
TOTALS	141	150	48	3328	1590	1258	480	10,993	10,018	3,678	124	132



Sabres Regular Season Overtime Goals

1970 to 1992

Date	Opponent	Scorer	Score	Time
Oct. 26, 1983	at Detroit	Steve Yzerman	6-5 DET	4:38
Nov. 16, 1983	**at Winnipeg**	**Mike Ramsey**	**6-5 BUF**	**0:17**
Feb. 8, 1984	**at Pittsburgh**	**Dave Andreychuk**	**6-5 BUF**	**0:31**
Feb. 17, 1984	**Minnesota**	**Dave Andreychuk**	**5-4 BUF**	**1:31**
Feb. 21, 1984	**at Philadelphia**	**Phil Housley**	**5-4 BUF**	**4:09**
Mar. 11, 1984	**Hartford**	**Mike Foligno**	**4-3 BUF**	**1:53**
Oct. 13, 1984	at Toronto	Jim Benning	4-3 TOR	2:41
Feb. 15, 1985	Montreal	Mats Naslund	4-3 MTL	2:31
Mar. 24, 1985	Boston	Dave Reid	4-3 BOS	0:56
Nov. 30, 1985	at Toronto	Steve Thomas	3-2 TOR	0:26
Jan. 17, 1986	**Montreal**	**Gates Orlando**	**5-4 BUF**	**1:11**
Mar. 11, 1986	at St. Louis	Charlie Bourgeois	3-2 STL	2:04
Oct. 22, 1986	at Pittsburgh	Randy Cunneyworth	5-4 PIT	2:30
Nov. 12, 1986	N.Y. Rangers	Walt Poddubny	2-1 NYR	2:01
Dec. 20, 1986	at Toronto	Steve Thomas	5-4 TOR	4:55
Jan. 8, 1987	at Minnesota	Brian Bellows	5-4 MIN	1:05
Jan. 18, 1987	**Edmonton**	**Scott Arniel**	**6-5 BUF**	**1:49**
Feb. 14, 1988	Chicago	Steve Thomas	4-3 CHI	3:48
Oct. 9, 1988	at Philadelphia	Ron Sutter	4-3 PHI	2:44
Nov. 13, 1988	Edmonton	Esa Tikkanen	5-4 EDM	3:25
Nov. 25, 1988	**Chicago**	**Phil Housley**	**5-4 BUF**	**3:15**
Dec. 3, 1988	at Montreal	Guy Carbonneau	3-2 MTL	4:22
Jan. 4, 1989	Hartford	Brian Lawton	5-4 HFD	3:19
Jan. 21, 1989	**at Boston**	**Pierre Turgeon**	**6-5 BUF**	**3:58**
Oct. 27, 1989	**Toronto**	**Pierre Turgeon**	**6-5 BUF**	**2:30**
Dec. 7, 1989	at Philadelphia	Ron Sutter	4-3 PHI	0:24
Dec. 29, 1989	Boston	Craig Janney	4-3 BOS	1:33
Feb. 20, 1990	**at Winnipeg**	**Mike Hartman**	**4-3 BUF**	**2:06**
Mar. 14, 1990	Los Angeles	Bob Kudelski	6-5 LAK	1:25
Mar. 18, 1990	**Winnipeg**	**Phil Housley**	**4-3 BUF**	**2:03**
Mar. 31, 1990	**at Pittsburgh**	**Uwe Krupp**	**3-2 BUF**	**1:00**
Nov. 23, 1990	**Edmonton**	**Benoit Hogue**	**3-2 BUF**	**0:34**
Dec. 7, 1990	Hartford	Scott Young	4-3 HFD	0:53
Dec. 18, 1990	**at Hartford**	**Dave Andreychuk**	**4-3 BUF**	**1:07**
Feb. 6, 1991	St. Louis	Brett Hull	5-4 STL	4:15
Mar. 20, 1991	**Montreal**	**Dave Andreychuk**	**3-2 BUF**	**1:14**
Nov. 8, 1991	**Philadelphia**	**Donald Audette**	**4-3 BUF**	**1:29**
Nov. 29, 1991	N.Y. Rangers	Mark Messier	5-4 NYR	0:43
Jan. 23, 1992	**at Pittsburgh**	**Donald Audette**	**5-4 BUF**	**4:15**
Mar. 28, 1992	at Boston	Steve Heinze	4-3 BOS	3:59



Sabres Regular Season Overtime Goals

1992 to 1999

Date	Opponent	Scorer	Score	Time
Oct. 16, 1992	**Tampa Bay**	**Bob Sweeney**	**5-4 BUF**	**2:30**
Nov. 2, 1992	at N.Y. Rangers	Darren Turcotte	7-6 NYR	0:58
Jan. 3, 1993	**St. Louis**	**Brad May**	**6-5 BUF**	**1:20**
Jan. 17, 1993	at Edmonton	Zdeno Ciger	3-2 EDM	0:25
Jan. 19, 1993	**at Calgary**	**Yuri Khmylev**	**3-2 BUF**	**2:07**
Jan. 26, 1993	**at Philadelphia**	**Bob Sweeney**	**4-3 BUF**	**2:23**
Jan. 31, 1993	Edmonton	Kelly Buchberger	5-4 EDM	0:46
Apr. 13, 1993	Montreal	Brian Bellows	3-2 MTL	3:50
Dec. 2, 1993	at Florida	Jesse Belanger	2-1 FLA	0:23
Dec. 26, 1993	at NY Islanders	Benoit Hogue	4-3 NYI	2:28
Jan. 7, 1994	Pittsburgh	Ron Francis	4-3 PIT	4:54
Mar. 30, 1994	Tampa Bay	Brian Bradley	3-2 TBL	3:52
Mar. 14, 1995	**at Florida**	**Yuri Khmylev**	**2-1 BUF**	**0:54**
Mar. 18, 1995	at Ottawa	Troy Murray	4-3 OTT	3:42
Dec. 22, 1995	Boston	Ted Donato	3-2 BOS	1:37
Jan. 13, 1996	at Edmonton	Doug Weight	5-4 EDM	4:48
Jan. 30, 1996	at NY Islanders	Mathieu Schneider	5-4 NYI	2:19
Feb. 7, 1996	**Boston**	**Derek Plante**	**2-1 BUF**	**0:24**
Feb. 17, 1996	at Hartford	Geoff Sanderson	2-1 HFD	1:49
Feb. 28, 1996	**at Ottawa**	**Derek Plante**	**3-2 BUF**	**4:36**
Mar. 8, 1996	at Anaheim	Paul Kariya	3-2 ANA	2:03
Mar. 29, 1996	Philadelphia	Bob Corkum	6-5 PHI	3:50
Nov. 9, 1996	at Hartford	Curtis Leschyshyn	4-3 HFD	4:55
Nov. 11, 1996	**Florida**	**Donald Audette**	**3-2 BUF**	**4:01**
Nov. 23, 1996	**at Boston**	**Michal Grosek**	**3-2 BUF**	**2:39**
Dec. 4, 1996	Vancouver	Mike Sillinger	7-6 VAN	3:38
Dec. 11, 1996	**at Montreal**	**Dixon Ward**	**3-2 BUF**	**2:42**
Jan. 12, 1997	**at Phoenix**	**Jason Dawe**	**3-2 BUF**	**0:10**
Mar. 11, 1997	**Philadelphia**	**Michael Peca**	**3-2 BUF**	**0:42**
Mar. 26, 1997	NY Islanders	Bryan Berard	3-2 NYI	1:00
Mar. 28, 1997	at Detroit	Larry Murphy	2-1 DET	3:10
Oct. 31, 1997	**at Carolina**	**Jason Dawe**	**3-2 BUF**	**3:21**
Nov. 1, 1997	**at Florida**	**Dixon Ward**	**4-3 BUF**	**1:14**
Dec 12, 1997	**Carolina**	**Matthew Barnaby**	**3-2 BUF**	**4:45**
Apr. 15, 1998	at New Jersey	Scott Stevens	5-4 NJD	4:38
Dec. 30, 1998	at Ottawa	Andreas Dackell	3-2 OTT	2:24
Jan. 6, 1999	**at Anaheim**	**Michael Peca**	**3-2 BUF**	**0:29**
Feb. 17, 1999	Toronto	Mats Sundin	3-2 TOR	4:04
Mar. 19, 1999	**at NY Rangers**	**Miroslav Satan**	**3-2 BUF**	**1:18**
Mar. 28, 1999	**Pittsburgh**	**Dixon Ward**	**4-3 BUF**	**2:27**
Apr. 17, 1999	at Boston	Hal Gill	2-1 BOS	4:46



Sabres Regular Season Overtime Goals

1999 to 2006

Date	Opponent	Scorer	Score	Time
Oct. 29, 1999	**Florida**	**Geoff Sanderson**	**3-2 BUF**	**4:54**
Nov. 4, 1999	**at Chicago**	**Curtis Brown**	**5-4 BUF**	**1:14**
Nov. 28, 1999	**at Tampa Bay**	**Michal Grosek**	**3-2 BUF**	**2:26**
Dec. 8, 1999	at Toronto	Steve Thomas	3-2 TOR	1:05
Feb. 10, 2000	**at Nashville**	**Jason Woolley**	**2-1 BUF**	**4:08**
Feb. 12, 2000	at Philadelphia	John LeClair	3-2 PHI	2:28
Mar. 8, 2000	**Boston**	**Stu Barnes**	**2-1 BUF**	**1:54**
Mar. 15, 2000	at San Jose	Jeff Friesen	6-5 SJS	2:56
Apr. 7, 2000	Pittsburgh	Jaromir Jagr	2-1 PIT	0:13
Oct. 21, 2000	at Detroit	Brendan Shanahan	5-4 DET	4:28
Nov. 13, 2000	**Calgary**	**J.P. Dumont**	**3-2 BUF**	**1:29**
Feb. 7, 2001	**NY Islanders**	**Maxim Afinogenov**	**2-1 BUF**	**0:42**
Feb. 10, 2001	**at Ottawa**	**Maxim Afinogenov**	**2-1 BUF**	**1:52**
Mar. 3, 2001	**at Colorado**	**Stu Barnes**	**3-2 BUF**	**2:08**
Oct. 7, 2001	at NY Rangers	Brian Leetch	5-4 NYR	2:45
Dec. 14, 2001	**Carolina**	**Stu Barnes**	**3-2 BUF**	**0:50**
Jan. 27, 2002	**at Washington**	**Stu Barnes**	**3-2 BUF**	**1:30**
Feb. 8, 2002	**Ottawa**	**Jason Woolley**	**3-2 BUF**	**4:21**
Mar. 24, 2002	**at Ottawa**	**Erik Rasmussen**	**3-2 BUF**	**1:27**
Nov. 19, 2002	at New Jersey	Scott Niedermayer	4-3 NJD	1:23
Dec. 31, 2002	vs. NY Islanders	Jason Blake	1-0 NYI	1:36
Jan. 4, 2003	**at Ottawa**	**Ales Kotalik**	**2-1 BUF**	**4:19**
Jan. 25, 2003	at Ottawa	Daniel Alfredsson	4-3 OTT	2:22
Jan. 30, 2003	at St. Louis	Keith Tkachuk	2-1 STL	3:26
Feb. 17, 2003	at Atlanta	Patrik Stefan	4-3 ATL	3:54
Feb. 19, 2003	**vs. Montreal**	**Miroslav Satan**	**2-1 BUF**	**3:49**
Mar. 1, 2003	at NY Islanders	Jason Blake	2-1 NYI	2:42
Mar. 12, 2003	vs. Carolina	Craig Adams	3-2 CAR	3:41
Mar. 22, 2003	at Toronto	Bryan McCabe	3-2 TOR	0:36
Mar. 24, 2003	**vs. Colorado**	**Jochen Hecht**	**4-3 BUF**	**4:15**
Nov. 14, 2003	vs. Pittsburgh	Aleksey Morozov	2-1 PIT	3:09
Feb. 20, 2004	**vs. Tampa Bay**	**Daniel Briere**	**4-3 BUF**	**3:01**
Mar. 11, 2004	vs. Boston	Mike Knuble	3-2 BOS	1:15
Mar. 13, 2004	at Boston	Mike Knuble	3-2 BOS	4:54
Mar. 15, 2004	vs. Toronto	Tomas Kaberle	6-5 TOR	3:45
Mar. 17, 2004	**at Atlanta**	**Derek Roy**	**4-3 BUF**	**0:15**
Oct. 10, 2005	**vs. Pittsburgh**	**Jochen Hecht**	**3-2 BUF**	**4:39**
Dec. 1, 2005	**at Montreal**	**Brian Campbell**	**3-2 BUF**	**2:15**
Dec. 8, 2005	**vs. Anaheim**	**Maxim Afinogenov**	**3-2 BUF**	**2:11**
Dec. 16, 2005	**at Pittsburgh**	**Chris Drury**	**4-3 BUF**	**1:32**
Feb. 7, 2006	**at Montreal**	**Maxim Afinogenov**	**3-2 BUF**	**0:30**
Feb. 9, 2006	vs. Montreal	Alex Kovalev	3-2 MON	0:39
Apr. 5, 2006	**vs. Ottawa**	**Daniel Briere**	**5-4 BUF**	**4:13**



Sabres Regular Season Overtime Goals

2006 to 2011

Date	Opponent	Scorer	Score	Time
Nov. 5, 2006	**at NY Rangers**	**Daniel Briere**	**4-3 BUF**	**3:57**
Nov. 10, 2006	**vs. Florida**	**Thomas Vanek**	**5-4 BUF**	**0:19**
Nov. 11, 2006	**at Philadelphia**	**Daniel Briere**	**5-4 BUF**	**0:21**
Nov. 24, 2006	vs. Montreal	Sheldon Souray	2-1 MON	4:59
Nov. 26, 2006	**at NY Rangers**	**Chris Drury**	**3-2 BUF**	**1:36**
Dec. 23, 2006	at St. Louis	Bill Guerin	3-2 STL	1:35
Feb. 15, 2007	**vs. Edmonton**	**Daniel Briere**	**2-1 BUF**	**1:02**
Mar. 18, 2007	at Atlanta	Keith Tkachuk	4-3 ATL	4:22
Oct. 15, 2007	**vs. Toronto**	**Paul Gaustad**	**5-4 BUF**	**4:56**
Oct. 27, 2007	**at Tampa Bay**	**Thomas Vanek**	**4-3 BUF**	**4:19**
Nov. 1, 2007	at Boston	Marco Sturm	4-3 BOS	4:07
Nov. 7, 2007	**vs. Boston**	**Clarke MacArthur**	**2-1 BUF**	**3:16**
Feb. 20, 2008	**vs. Tampa Bay**	**Thomas Vanek**	**4-3 BUF**	**2:25**
Mar. 8, 2008	at Carolina	Scott Walker	4-3 CAR	2:50
Mar. 28, 2008	vs. Montreal	Chris Higgins	4-3 MTL	3:38
Mar. 30, 2008	**vs. Boston**	**Andrej Sekera**	**2-1 BUF**	**0:39**
Oct, 23, 2008	**at Minnesota**	**Derek Roy**	**4-3 BUF**	**0:44**
Nov. 7, 2008	vs. Atlanta	Jason Williams	5-4 ATL	0:48
Dec. 20, 2008	at Montreal	Alex Kovalev	4-3 MTL	4:35
Dec. 22, 2008	vs. Pittsburgh	Sidney Crosby	4-3 PIT	0:43
Apr. 1, 2009	at Atlanta	Ilya Kovalchuk	3-2 ATL	4:30
Apr. 3, 2009	**at Washington**	**Jason Pominville**	**5-4 BUF**	**1:51**
Oct. 3, 2009	vs. Montreal	Brian Gionta	2-1 MTL	2:42
Oct. 30, 2009	**vs. Toronto**	**Tim Connolly**	**3-2 BUF**	**1:04**
Nov. 20, 2009	vs. Boston	Patrice Bergeron	2-1 BOS	0:47
Dec. 21, 2009	**at Toronto**	**Derek Roy**	**3-2 BUF**	**3:35**
Jan. 1, 2010	**vs. Atlanta**	**Derek Roy**	**4-3 BUF**	**4:02**
Jan. 14, 2010	**at Atlanta**	**Derek Roy**	**2-1 BUF**	**2:27**
Feb. 11, 2010	at Carolina	Sergei Samsonov	4-3 CAR	1:47
Mar. 5, 2010	**vs. Philadelphia**	**Tim Connolly**	**3-2 BUF**	**2:31**
Mar. 7, 2010	**at NY Rangers**	**Patrick Kaleta**	**2-1 BUF**	**2:22**
Mar. 13, 2010	at Detroit	Brian Rafalski	3-2 DET	0:31
Oct. 13, 2010	vs. New Jersey	Ilya Kovalchuk	1-0 NJD	0:53
Oct. 29, 2010	at Atlanta	Dustin Byfuglien	4-3 ATL	4:31
Nov. 11, 2010	at NY Rangers	Artem Anisimov	3-2 NYR	1:32
Nov. 13, 2010	**vs. Washington**	**Thomas Vanek**	**3-2 BUF**	**4:00**
Nov. 15, 2010	**vs. Vancouver**	**Tyler Myers**	**4-3 BUF**	**4:37**
Dec. 7, 2010	at Boston	Mark Recchi	3-2 BOS	2:11
Jan. 2, 2011	at Colorado	David Jones	4-3 COL	4:17
Jan. 8, 2011	**at Phoenix**	**Drew Stafford**	**2-1 BUF**	**3:12**
Jan. 18, 2011	**vs. Montreal**	**Jason Pominville**	**2-1 BUF**	**1:09**
Jan. 25, 2011	**at Ottawa**	**Shaone Morrisonn**	**3-2 BUF**	**1:59**
Feb. 10, 2011	**at Florida**	**Tyler Myers**	**3-2 BUF**	**4:55**
Feb. 13, 2011	vs. NY Islanders	Michael Grabner	7-6 NYI	2:55
Mar. 3, 2011	at Carolina	Andrew McBain	3-2 CAR	0:26
Mar. 6, 2011	**at Minnesota**	**Drew Stafford**	**3-2 BUF**	**0:46**



Sabres Regular Season Overtime Goals

2011 to 2013

Date	Opponent	Scorer	Score	Time
Mar. 10, 2011	**at Boston**	**Brad Boyes**	**4-3 BUF**	**3:44**
Mar. 20, 2011	vs. Nashville	Martin Erat	4-3 NSH	0:27
Apr. 2, 2011	at Washington	Alex Ovechkin	5-4 WSH	3:19
Apr. 3, 2011	**at Carolina**	**Marc-Andre Gragnani**	**2-1 BUF**	**2:56**
Apr. 8, 2011	**vs. Philadelphia**	**Thomas Vanek**	**4-3 BUF**	**1:16**
Nov. 8, 2011	**vs. Winnipeg**	**Thomas Vanek**	**6-5 BUF**	**4:35**
Dec. 7, 2011	vs. Philadelphia	Claude Giroux	5-4 PHI	2:37
Dec. 9, 2011	**vs. Florida**	**Jason Pominville**	**2-1 BUF**	**2:19**
Dec. 13, 2011	vs. Ottawa	Jared Cowen	3-2 OTT	0:45
Jan. 7, 2012	vs. Winnipeg	Johnny Oduya	2-1 WPG	0:57
Feb. 25, 2012	at NY Rangers	Ryan Callahan	3-2 NYR	2:59
Mar. 7, 2012	vs. Carolina	Jason Pominville	3-2 CAR	0:56
Mar. 12, 2012	**vs. Montreal**	**Tyler Myers**	**3-2 BUF**	**2:01**
Apr. 3, 2012	**vs. Toronto**	**Derek Roy**	**6-5 BUF**	**3:29**
Jan. 29, 2013	vs. Toronto	Matt Frattin	4-3 TOR	4:58
Mar. 16, 2013	vs. Ottawa	Kyle Turris	4-3 OTT	3:54
Mar. 19, 2013	**at Montreal**	**Steve Ott**	**3-2 BUF**	**2:16**

All-Time Record in Overtime Decisions: 94-93



Sabres All-Time Hat Tricks

1970 to 1976

SEASON	NO.	PLAYER	OPPONENT	SCORE	DATE	PLACE	GOALIE(S)
1970-71 (6)	1.	Gilbert Perreault	California	4-2 W	1-29-71	California	Gary Smith
	2.	Eddie Shack	Los Angeles	5-2 W	2-4-71	Buffalo	Denis DeJordy
	3.	Gerry Meehan	Detroit	5-6 L	2-20-71	Detroit	Jim Rutherford
	4.	Steve Atkinson	Minnesota	5-2 W	2-28-71	Buffalo	Lorne Worsley (2) Gilles Gilbert (1)
	5.	Eddie Shack (2)	Boston	7-5 W	3-21-71	Boston	Ed Johnston
	6.	Eddie Shack (3)	Pittsburgh	6-4 W	3-31-71	Pittsburgh	Cam Newton
1971-72 (3)	7.	Rick Martin	Vancouver	4-4 T	10-30-71	Vancouver	George Gardner
	# 8.	Craig Ramsay	Minnesota	3-1 W	12-5-71	Buffalo	Cesare Maniago
	9.	Rick Martin (2)	California	4-4 T	1-2-72	Buffalo	Gilles Meloche
1972-73 (4)	*10.	Rick Martin (3)	Atlanta	7-2 W	10-22-72	Buffalo	Phil Myre
	11.	Rene Robert	Minnesota	6-8 L	12-2-72	Minnesota	Gilles Gilbert
	12.	Gerry Meehan (2)	Minnesota	6-8 L	12-2-72	Minnesota	Gilles Gilbert
	13.	Gerry Meehan (3)	Chicago	8-2 W	12-28-72	Buffalo	Gary Smith
1973-74 (6)	14.	Rick Martin (4)	California	3-2 W	10-31-73	Buffalo	Marv Edwards
	15.	Rick Dudley	N.Y. Rangers	8-4 W	12-6-73	Buffalo	Ed Giacomin (2) Gilles Villemure (1)
	16.	Jim Lorentz	Detroit	6-5 W	12-31-73	Detroit	Bill McKenzie
	17.	Rick Martin (5)	Pittsburgh	6-1 W	1-3-74	Buffalo	Jim Rutherford
	18.	Rick Martin (6)	Minnesota	5-2 W	3-17-74	Buffalo	Gump Worsley
	19.	Rick Martin (7)	St. Louis	5-2 W	4-7-74	Buffalo	Wayne Stephenson
1974-75 (8)	20.	Gilbert Perreault (2)	Boston	9-5 W	10-10-74	Buffalo	Gilles Gilbert
	21.	Rene Robert (2)	Montreal	8-6 W	11-13-74	Montreal	Ken Dryden
	*22.	Rick Martin (8)	Washington	5-3 W	12-3-74	Washington	John Adams
	23.	Gilbert Perreault (3)	Washington	9-2 W	12-5-74	Buffalo	John Adams
	# 24.	Don Luce	Washington	4-0 W	12-22-74	Washington	Ron Low
	25.	Craig Ramsay (2)	Washington	9-4 W	2-21-75	Washington	Ron Low
	26.	Rick Martin (9)	Toronto	11-3 W	3-16-75	Toronto	Gord McRae (2) Doug Favell (1)
	27.	Gilbert Perreault (4)	Toronto	11-3 W	3-16-75	Toronto	Gord McRae (2) Doug Favell (1)
1975-76 (14)	28.	Danny Gare	Toronto	8-3 W	10-12-75	Buffalo	Wayne Thomas
	29.	Rick Martin (10)	Washington	5-4 W	10-19-75	Buffalo	Ron Low
	# 30.	Rick Martin (11)	N.Y. Rangers	9-1 W	10-22-75	Buffalo	John Davidson
	31.	Rick Martin (12)	Minnesota	5-2 W	12-18-75	Buffalo	Pete LoPresti (2) Cesare Maniago (1)
	*32.	Rick Martin (13)	Washington	14-2 W	12-21-75	Buffalo	Ron Low (3) Bernie Wolfe (1)
	33.	Fred Stanfield	Washington	14-2 W	12-21-75	Buffalo	Ron Low (2) Bernie Wolfe (1)
	34.	Rick Martin (14)	Montreal	4-2 W	1-5-76	Montreal	Ken Dryden
	35.	Gilbert Perreault (5)	Vancouver	8-5 W	1-8-76	Buffalo	Gary Smith
	36.	Danny Gare (2)	California	9-5 W	2-1-76	California	Gary Simmons
	37.	Rick Martin (15)	Chicago	6-3 W	3-4-76	Buffalo	Tony Esposito
	38.	Gilbert Perreault (6)	Minnesota	8-2 W	3-14-76	Minnesota	Paul Harrison



1977 to 1981

SEASON	NO.	PLAYER	OPPONENT	SCORE	DATE	PLACE	GOALIE(S)
1975-76 (14)	39.	Jim Lorentz (2)	Minnesota	8-2 W	3-14-76	Minnesota	Paul Harrison
	40.	Rick Martin (16)	Toronto	4-2 W	3-27-76	Toronto	Wayne Thomas
	41.	Danny Gare (3)	Toronto	5-2 W	4-4-76	Buffalo	Gord McRae
1976-77 (7)	42.	Rick Martin (17)	Vancouver	4-4 T	11-24-76	Buffalo	Cesare Maniago
	43.	Rick Martin (18)	N.Y. Rangers	7-2 W	12-16-76	Buffalo	Gilles Gratton
	# 44.	Andre Savard	Cleveland	7-4 W	1-9-77	Buffalo	Gilles Meloche
	45.	Rene Robert (3)	Minnesota	6-2 W	2-13-77	Buffalo	Pete LoPresti
	# 46.	Rene Robert (4)	Toronto	7-2 W	2-14-77	Buffalo	Wayne Thomas
	47.	Jim Lorentz (3)	Chicago	6-3 W	3-2-77	Buffalo	Tony Esposito
	48.	Rene Robert (5)	St. Louis	7-3 W	4-3-77	Buffalo	Ed Staniowski
1977-78 (7)	49.	Danny Gare (4)	Colorado	7-5 W	10-20-77	Buffalo	Michel Plasse
	50.	Craig Ramsay (3)	Colorado	7-5 W	10-20-77	Buffalo	Michel Plasse (2) Doug Favell (1)
	51.	Gilbert Perreault (7)	St. Louis	7-4 W	11-6-77	Buffalo	Ed Staniowski (2) Empty Net (1)
	52.	Gilbert Perreault (8)	Washington	7-6 W	11-19-77	Washington	Bernie Wolfe
	53.	Gilbert Perreault (9)	Los Angeles	7-3 W	12-15-77	Los Angeles	Rogie Vachon
	54.	Gilbert Perreault (10)	Cleveland	3-6 L	1-12-78	Cleveland	Gary Edwards
	55.	Danny Gare (5)	Cleveland	13-3 W	2-25-78	Cleveland	Gilles Meloche (2) Gary Edwards (1)
1978-79 (6)	56.	Rick Martin (19)	St. Louis	7-7 T	10-28-78	St. Louis	Doug Grant (1) Phil Myre (2)
	57.	Jerry Korab	Minnesota	9-2 W	11-19-78	Buffalo	Gary Edwards (1) Pete LoPresti (2)
	58.	Andre Savard (2)	Minnesota	9-2 W	11-19-78	Buffalo	Pete LoPresti
	59.	Rick Martin (20)	Boston	9-2 W	3-28-79	Boston	Jim Pettie
	60.	Danny Gare (6)	Boston	9-3 W	4-5-79	Boston	Gerry Cheevers (2) Jim Pettie (1)
	61.	Jacques Richard	Colorado	5-5 T	4-8-79	Buffalo	Bill Oleschuk
1979-80 (3)	62.	Danny Gare (7)	Winnipeg	6-2 W	12-31-79	Buffalo	Lindsay Middlebrook
	63.	Danny Gare (8)	Pittsburgh	9-0 W	2-7-80	Buffalo	Greg Millen
	*64.	Rick Martin (21)	St. Louis	9-4 W	3-9-80	Buffalo	Ed Staniowski
1980-81 (9)	65.	Danny Gare (9)	Winnipeg	7-4 W	10-22-80	Buffalo	Markus Mattsson
	66.	Rick Dudley (2)	Pittsburgh	10-1 W	12-7-80	Buffalo	Greg Millen (1) Rob Holland (2)
	67.	Gilbert Perreault (11)	Quebec	6-5W	1-21-81	Quebec	Michel Plasse
	68.	Andre Savard (3)	Detroit	7-3 W	2-6-81	Buffalo	Gilles Gilbert
	69.	Ric Seiling	Washington	6-3 W	2-12-81	Buffalo	Dave Parro (2) Empty Net (1)
	70.	Danny Gare (10)	Philadelphia	8-4 W	3-8-81	Buffalo	Pete Peeters
	71.	Jim Schoenfeld	Winnipeg	5-2 W	3-13-81	Winnipeg	Michel Dion
	72.	Gilbert Perreault (12)	Toronto	14-4 W	3-19-81	Buffalo	Michel Larocque
	73.	Andre Savard (4)	Toronto	14-4 W	3-19-81	Buffalo	Michel Larocque (2) Jiri Crha (1)



Sabres All-Time Hat Tricks

1981 to 1990

SEASON	NO.	PLAYER	OPPONENT	SCORE	DATE	PLACE	GOALIE(S)
1981-82 (8)	74.	Tony McKegney	Toronto	6-2 W	10-23-81	Buffalo	Michel Larocque
	# 75.	John Van Boxmeer	N.Y. Islanders	6-2 W	11-7-81	New York	Billy Smith
	76.	Lindy Ruff	N.Y. Islanders	5-2 W	11-29-81	Buffalo	Billy Smith
	77.	Tony McKegney (2)	Colorado	7-1 W	12-9-81	Buffalo	Glenn Resch
	78.	Gilbert Perreault (13)	Detroit	4-2 W	12-12-81	Detroit	Bob Sauve
	79.	Yvon Lambert	Toronto	8-2 W	1-15-82	Buffalo	Michel Larocque
	80.	Mike Foligno	Colorado	6-2 W	2-21-82	Buffalo	Glenn Resch
	81.	Gilbert Perreault (14)	Edmonton	3-6 L	2-24-82	Buffalo	Grant Fuhr
1982-83 (4)	82.	Gilbert Perreault (15)	Washington	9-2 W	10-16-82	Washington	Dave Parro (1) Pat Riggin (2)
	83.	Phil Housley	Winnipeg	5-2 W	1-23-83	Buffalo	Brian Hayward
	# 84.	Paul Cyr	Boston	3-2 W	3-3-83	Boston	Pete Peeters
	85.	Hannu Virta	Montreal	6-4 W	3-19-83	Montreal	Rick Wamsley
1983-84 (6)	86.	Gilles Hamel	Winnipeg	5-2 W	10-23-83	Buffalo	Brian Hayward
	87.	Mike Foligno (2)	Calgary	11-2 W	11-13-83	Buffalo	Rejean Lemelin
	88.	Gilbert Perreault (16)	Calgary	11-2 W	11-13-83	Buffalo	Rejean Lemelin
	89.	Real Cloutier	Quebec	8-5 W	12-29-83	Buffalo	Brian Ford
	90.	Real Cloutier (2)	Winnipeg	9-4 W	1-4-84	Buffalo	Brian Hayward
	91.	John Tucker	Toronto	4-2 W	4-1-84	Buffalo	Bruce Dowie
1984-85 (3)	92.	Mike Foligno (3)	Quebec	5-4 W	10-19-84	Buffalo	Daniel Bouchard
	93.	Sean McKenna	Boston	3-3 T	12-5-84	Buffalo	Pete Peeters
	# 94.	Gilbert Perreault (17)	Calgary	6-1 W	2-9-85	Calgary	Rejean Lemelin (2) Don Edwards (1)
1985-86 (4)	# 95.	Gilbert Perreault (18)	Quebec	7-5 W	11-22-85	Buffalo	Mario Gosselin (2) Empty Net (1)
	*96.	Lindy Ruff (2)	Quebec	6-2 W	12-15-85	Buffalo	Clint Malarchuk
	97.	Mike Foligno (4)	N.Y. Islanders	4-3 W	12-29-85	Buffalo	Billy Smith
	**98.	Dave Andreychuk	Boston	8-6 W	2-6-86	Boston	Pat Riggin (1) Doug Keans (4)
1986-87 (1)	99.	Wilf Paiement	St. Louis	4-3 W	2-26-87	Buffalo	Rick Wamsley
1987-88 (6)	100.	Dave Andreychuk (2)	Quebec	6-3 W	12-3-87	Buffalo	Mario Brunetta
	101.	Dave Andreychuk (3)	Montreal	6-5 W	1-6-88	Montreal	Brian Hayward
	102.	Phil Housley (2)	New Jersey	7-3 W	1-22-88	Buffalo	Alain Chevrier
	103.	Dave Andreychuk (4)	N.Y. Islanders	4-6 L	2-6-88	N.Y. Islanders	Billy Smith
	104.	Ray Sheppard	Quebec	5-6 L	2-21-88	Buffalo	Mario Gosselin
	105.	Ray Sheppard (2)	Vancouver	7-5 W	3-13-88	Vancouver	Steve Weeks
1988-89 (3)	106.	Dave Andreychuk (5)	Pittsburgh	8-5 W	10-12-88	Buffalo	Wendell Young
	107.	Adam Creighton	N.Y. Rangers	6-4 W	11-2-88	Buffalo	Bob Froese
	108.	Mike Foligno (5)	Hartford	5-3 W	1-31-89	Hartford	Peter Sidorkiewicz
1989-90 (2)	109.	Pierre Turgeon	New Jersey	6-4 W	12-1-89	Buffalo	Chris Terreri (2) Sean Burke (1)
	110.	Dave Andreychuk (6)	Detroit	6-5 W	3-27-90	Detroit	Tim Cheveldae



1990 to 1999

SEASON	NO.	PLAYER	OPPONENT	SCORE	DATE	PLACE	GOALIE(S)
1990-91 (3)	111.	Pierre Turgeon (2)	Hartford	5-0 W	10-28-90	Buffalo	Peter Sidorkiewicz
	112.	Dale Hawerchuk	Winnipeg	6-2 W	3-13-91	Winnipeg	Bob Essensa (2)
							Empty Net (1)
	113.	Alexander Mogilny	Washington	5-2 W	3-31-91	Buffalo	Don Beaupre
1991-92 (9)	114.	Pat LaFontaine	San Jose	7-1 W	11-12-91	San Jose	Arturs Irbe (1)
							Jeff Hackett (2)
	115.	Dave Andreychuk (7)	Boston	4-7 L	11-23-91	Boston	Matt Delguidice
	116.	Tony Tanti	Edmonton	4-4 T	12-20-91	Buffalo	Bill Ranford
	# 117.	Alexander Mogilny (2)	N.Y. Islanders	5-2 W	1-3-92	Buffalo	Glenn Healy (2)
							Steve Weeks (1)
	118.	Pat LaFontaine (2)	Edmonton	8-2 W	1-10-92	Buffalo	Bill Ranford
	119.	Pat LaFontaine (3)	Montreal	4-3 W	1-25-92	Montreal	Patrick Roy
	120.	Dale Hawerchuk (2)	San Jose	7-6 W	2-14-92	Buffalo	Jarmo Myllys
	121.	Pat LaFontaine (4)	New Jersey	5-4 W	3-6-92	Buffalo	Craig Billington
	*122.	Dave Andreychuk (8)	Los Angeles	8-2 W	3-19-92	Los Angeles	Kelly Hrudey (3)
							Steve Weeks (1)
1992-93 (10)	123.	Alexander Mogilny (3)	Quebec	4-5 L	10-8-92	Buffalo	Ron Hextall
	*124.	Dave Andreychuk (9)	Hartford	8-2 W	11-13-92	Buffalo	Sean Burke (3)
							Frank Pietrangelo (1)
	125.	Alexander Mogilny (4)	Boston	5-2 W	12-9-92	Buffalo	Andy Moog
	# 126.	Alexander Mogilny (5)	Washington	4-1 W	12-23-92	Buffalo	Don Beaupre
	127.	Alexander Mogilny (6)	N.Y. Rangers	11-6 W	12-31-92	Buffalo	John Vanbiesbrouck (2)
							Mike Richter (1)
	128.	Yuri Khmylev	N.Y. Rangers	11-6 W	12-31-92	Buffalo	Mike Richter
	129.	Alexander Mogilny (7)	Ottawa	7-2 W	1-2-93	Ottawa	Daniel Berthiaume
	130.	Pat LaFontaine (5)	Calgary	5-3 W	1-10-93	Buffalo	Mike Vernon
	# *131.	Alexander Mogilny (8)	Winnipeg	6-2 W	2-10-93	Winnipeg	Bob Essensa
	*132.	Alexander Mogilny (9)	Detroit	10-7 W	2-24-93	Buffalo	Tim Cheveldae
1993-94 (2)	133.	Alexander Mogilny (10)	Winnipeg	6-0 W	11-19-93	Buffalo	Bob Essensa (2)
							Stefan Beauregard (1)
	# 134.	Derek Plante	Tampa Bay	3-0 W	12-1-93	Tampa Bay	Daren Puppa
1994-95 (1)	135.	Donald Audette	Ottawa	7-0 W	3-30-95	Buffalo	Craig Billington
1995-96 (3)	136.	Donald Audette (2)	San Jose	7-2 W	11-8-95	Buffalo	Wade Flaherty
	137.	Jason Dawe	Montreal	7-6 W	1-6-96	Montreal	Jocelyn Thibault
	138.	Pat LaFontaine (6)	Florida	6-1 W	2-25-96	Buffalo	John Vanbiesbrouck
1996-97 (2)	139.	Michal Grosek	Vancouver	6-7 L	12-4-96	Buffalo	Mike Fountain
	140.	Miroslav Satan	N.Y. Rangers	5-1 W	4-4-97	Buffalo	Glenn Healy
1997-98 (2)	# 141.	Jason Dawe (2)	Edmonton	4-4 T	11-10-97	Buffalo	Curtis Joseph
	# 142.	Miroslav Satan (2)	Washington	3-0 W	3-1-98	Washington	Olaf Kolzig (2)
							Empty Net (1)
1998-99 (2)	# 143.	Geoff Sanderson	Toronto	6-3 W	10-31-98	Toronto	Felix Potvin
	# 144.	Dixon Ward	N.Y. Rangers	4-2 W	11-25-98	Buffalo	Dan Cloutier



Sabres All-Time Hat Tricks

1999 to 2010

SEASON	NO.	PLAYER	OPPONENT	SCORE	DATE	PLACE	GOALIE(S)
1999-00 (2)	# 145.	Miroslav Satan (3)	Ottawa	7-4 W	1-8-00	Ottawa	Ron Tugnutt
	# 146.	Michael Peca	N.Y. Rangers	3-6 L	2-25-00	Buffalo	Mike Richter
2000-01 (2)	# 147.	J.P. Dumont	Boston	3-0 W	12-12-00	Boston	Peter Skudra (2)
							Empty Net (1)
	# 148.	Steve Heinze	Vancouver	4-2 W	3-16-01	Buffalo	Bob Essensa
2001-02 (1)	# 149.	J.P. Dumont (2)	Florida	5-3 W	11-12-01	Florida	Roberto Luongo
2002-03 (3)	# 150.	Curtis Brown	Anaheim	4-0 W	12-4-02	Buffalo	Martin Gerber
	151.	Miroslav Satan (4)	NY Rangers	4-1 W	12-6-02	NY Rangers	Dan Blackurn
	152.	Taylor Pyatt	Montreal	4-1 W	3-28-03	Buffalo	Mathieu Garon
2003-04 (3)	153.	Maxim Afinogenov	Washington	7-1 W	12-31-03	Buffalo	Maxime Ouellet
	154.	Miroslav Satan (5)	Washington	7-1 W	12-31-03	Buffalo	Maxime Ouellet
	* 155.	Miroslav Satan (6)	Atlanta	7-2 W	2-16-04	Buffalo	Pasi Nurminen (1)
							Byron Dafoe (3)
2005-06 (5)	156.	Taylor Pyatt (2)	Washington	8-5 W	11-17-05	Buffalo	Brent Johnson
	157.	Jochen Hecht	Los Angeles	10-1 W	1-14-06	Buffalo	Mathieu Garon (1)
							Adam Hauser (2)
	158.	Jason Pominville	Los Angeles	10-1 W	1-14-06	Buffalo	Adam Hauser
	159.	Derek Roy	Toronto	6-2 W	3-3-03	Buffalo	Mikael Tellqvist
	160.	Derek Roy (2)	Tampa Bay	8-5 W	3-9-06	Buffalo	John Graeme (1)
							Sean Burke (1)
							Empty Net (1)
2006-07 (3)	161.	Chris Drury	NY Rangers	7-4 W	10-14-06	Buffalo	Kevin Weekes
	162.	Daniel Briere	Tampa Bay	4-1 W	12-5-06	Tampa Bay	Marc Denis
	163.	Daniel Briere (2)	Boston	7-1 W	1-30-07	Buffalo	Hannu Toivonen (2)
							Tim Thomas (1)
2007-08 (6)	164.	Derek Roy (3)	Atlanta	10-1 W	1-18-08	Buffalo	Johan Hedberg (2)
							Kari Lehtonen (1)
	165.	Drew Stafford	Atlanta	10-1 W	1-18-08	Buffalo	Johan Hedberg
	166.	Thomas Vanek	Ottawa	5-1 W	2-12-08	Ottawa	Ray Emery
	#167.	Thomas Vanek (2)	Tampa Bay	4-3 W	2-20-08	Buffalo	Johan Holmqvist
	#168.	Thomas Vanek (3)	Tampa Bay	7-4 W	3-19-08	Buffalo	Karri Ramo
	#169.	Thomas Vanek (4)	Boston	3-0 W	4-5-08	Boston	Tim Thomas
							Empty Net (1)
2008-09 (2)	170.	Drew Stafford (2)	Edmonton	10-2 W	1-27-09	Edmonton	Dwayne Roloson
							J. Drouin-Deslauriers (2)
	#171.	Thomas Vanek (5)	Toronto	5-0 W	2-4-09	Buffalo	Justin Pogge
2009-10 (3)	172.	Jason Pominville (2)	Tampa Bay	6-2 W	3-18-10	Tampa Bay	Antero Niitymaki
	173.	Derek Roy (4)	Tampa Bay	7-1 W	3-27-10	Buffalo	Antero Niitymaki (2)
							Mike Smith (1)
	*174.	Thomas Vanek (6)	Ottawa	5-2 W	4-10-10	Ottawa	Pascal Leclaire



2010 to 2013

SEASON	NO.	PLAYER	OPPONENT	SCORE	DATE	PLACE	GOALIE(S)
2010-11 (5)	175.	Drew Stafford (3)	Boston	3-2 W	12-5-10	Buffalo	Tuukka Rask
	176.	Drew Stafford (4)	Boston	7-6 W	1-1-11	Buffalo	Tuukka Rask (1) Tim Thomas (1) Empty Net (1)
	177.	Drew Stafford (5)	Tampa Bay	7-4 W	2-8-11	Tampa Bay	Dwayne Roloson
	178.	Drew Stafford (6)	NY Islanders	7-6 L	2-13-11	Buffalo	Mikko Koskinen (2) Al Montoya (1)
	179.	Thomas Vanek (7)	Tampa Bay	4-2 W	4-5-11	Buffalo	Dwayne Roloson
2011-12 (0)		None					
2012-13 (1)	180.	Thomas Vanek (8)	Boston	7-4 W	1-31-13	Boston	Tuukka Rask

Sabres Hat Trick Leaders

Rick Martin (21), Gilbert Perreault (18), Danny Gare (10), Alexander Mogilny (10), Dave Andreychuk (9), **Thomas Vanek (8)**, Pat LaFontaine (6), Miroslav Satan (6), **Drew Stafford (6)**, Mike Foligno (5), Rene Robert (5), Derek Roy (4), Andre Savard (4), Jim Lorentz (3), Gerry Meehan (3), Craig Ramsay (3), Eddie Shack (3), Donald Audette (2), Daniel Briere (2), Real Cloutier (2), Jason Dawe (2), Rick Dudley (2), J-P Dumont (2), Dale Hawerchuk (2), Phil Housley (2), Tony McKegney (2), Jason Pominville (2), Taylor Pyatt (2), Lindy Ruff (2), Ray Sheppard (2), Pierre Turgeon (2), Maxim Afinogenov, Steve Atkinson, Curtis Brown, Adam Creighton, Paul Cyr, Chris Drury, Michal Grosek, Gilles Hamel, Jochen Hecht, Steve Heinze, Yuri Khmylev, Jerry Korab, Yvon Lambert, Don Luce, Sean McKenna, Wilf Paiement, Michael Peca, Derek Plante, Jacques Richard, Geoff Sanderson, Jim Schoenfeld, Rick Seiling, Fred Stanfield, Tony Tanti, John Tucker, John Van Boxmeer, Hannu Virta, Dixon Ward

Hat Tricks by Defensemen

Phil Housley (2), Jerry Korab, Jim Schoenfeld, John Van Boxmeer, Hannu Virta

** - Indicates a four-goal game.*
*** - Indicates a five-goal game.*
 # - Indicates three consecutive and uninterrupted goals (true or natural hat trick). Note: Alexander Mogilny's first three goals in a four-goal game at Winnipeg on 2-10-93 (6-2 W) were consecutive and uninterrupted.

Note: Figure in parentheses for scorer indicates cumulative total with the Sabres.



All-Time Hat Tricks Against the Sabres

1970 to 1982

SEASON	NO.	PLAYER	OPPONENT	SCORE	DATE	PLACE	GOALIE(S)
1970-71 (3)	1.	Dave Balon	N.Y. Rangers	2-7 L	12-22-70	Buffalo	Roger Crozier
	*2.	Rosaire Paiement	Vancouver	3-6 L	2-9-71	Vancouver	Roger Crozier
	3.	Garry Unger	St. Louis	0-9 L	3-13-71	St. Louis	Joe Daley
1971-72 (4)	4.	Bill Goldsworthy	Minnesota	1-5 L	10-23-71	Minnesota	Dave Dryden
	5.	Nick Libett	Detroit	1-3 L	1-27-72	Buffalo	Roger Crozier (2) Empty Net (1)
	6.	Darryl Sittler	Toronto	1-4 L	2-19-72	Toronto	Roger Crozier
	7.	Jim Johnston	California	3-6 L	3-8-72	California	Dave Dryden (1) Roger Crozier (2)
1972-73 (6)	*8.	Bob Schmautz	Vancouver	5-9 L	11-19-72	Vancouver	Dave Dryden
	9.	Pete Stemkowski	N.Y. Rangers	2-4 L	1-11-73	Buffalo	Dave Dryden
	*10.	Phil Esposito	Boston	0-6 L	1-14-73	Boston	Dave Dryden
	11.	Bill Flett	Philadelphia	3-4 L	1-21-73	Buffalo	Dave Dryden
	12.	Keith McCreary	Atlanta	5-8 L	1-28-73	Buffalo	Roger Crozier
	13.	Rey Comeau	Atlanta	5-8 L	1-28-73	Buffalo	Roger Crozier
1973-74 (2)	14.	Yvan Cournoyer	Montreal	1-7 L	12-22-73	Montreal	Roger Crozier
	15.	Billy Harris	N.Y. Islanders	4-3 W	3-3-74	Buffalo	Dave Dryden
1974-75 (3)	16.	Bob Nevin	Los Angeles	1-4 L	10-13-74	Buffalo	Gary Bromley
	17.	Don Kozak	Los Angeles	2-7 L	10-24-74	Los Angeles	Gary Bromley
	18.	Guy Lapointe	Montreal	8-6 W	11-13-74	Montreal	Gary Bromley
1975-76 (3)	19.	Larry Romanchych	Atlanta	4-7 L	12-14-75	Buffalo	Gerry Desjardins
	20.	Butch Goring	Los Angeles	6-9 L	1-1-76	Buffalo	Gerry Desjardins
	21.	Rick Kehoe	Pittsburgh	7-6 W	3-10-76	Pittsburgh	Al Smith
1976-77 (2)	22.	Bernie Federko	St. Louis	5-6 L	2-5-77	St. Louis	Gerry Desjardins
	23.	Marcel Dionne	Los Angeles	1-5 L	2-27-77	Buffalo	Don Edwards (2) Bob Sauve (1)
1977-78 (0)		None					
1978-79 (3)	24.	Guy Lafleur	Montreal	1-8 L	12-2-78	Montreal	Bob Sauve
	25.	Wayne Cashman	Boston	3-7 L	12-31-78	Buffalo	Don Edwards
	26.	Lanny McDonald	Toronto	3-6 L	4-1-79	Buffalo	Don Edwards
1979-80 (2)	27.	Blaine Stoughton	Hartford	3-5 L	11-21-79	Hartford	Don Edwards
	28.	Bernie Federko (2)	St. Louis	2-3 L	2-9-80	St. Louis	Don Edwards
1980-81 (3)	*29.	Mark Napier	Montreal	5-6 L	12-3-80	Buffalo	Bob Sauve
	30.	Dan Labraaten	Calgary	4-4 T	2-14-81	Calgary	Don Edwards
	31.	Dwight Foster	Boston	4-6 L	3-1-81	Boston	Don Edwards
1981-82 (2)	32.	Stan Smyl	Vancouver	3-4 L	1-27-82	Vancouver	Don Edwards
	33.	Wayne Gretzky	Edmonton	3-6 L	2-24-82	Buffalo	Don Edwards



All-Time Hat Tricks Against the Sabres

1982 to 1990

SEASON	NO.	PLAYER	OPPONENT	SCORE	DATE	PLACE	GOALIE(S)
1982-83 (5)	34.	Peter Stastny	Quebec	4-6 L	10-6-82	Buffalo	Bob Sauve
	35.	Peter Stastny (2)	Quebec	4-6 L	10-9-82	Quebec	Bob Sauve
	36.	John Paul Kelly	Los Angeles	2-7 L	2-10-83	Los Angeles	Jacques Cloutier
	37.	Tim Young	Minnesota	1-5 L	3-8-83	Minnesota	Phil Myre
	38.	Darcy Rota	Vancouver	3-8 L	3-12-83	Vancouver	Phil Myre
1983-84 (2)	39.	Anton Stastny	Quebec	2-9 L	10-8-83	Quebec	Bob Sauve
	40.	Wayne Babych	St. Louis	2-8 L	12-6-83	St. Louis	Bob Sauve
1984-85 (0)		None					
1985-86 (3)	41.	Paul Lawless	Hartford	4-6 L	12-13-85	Buffalo	Tom Barrasso
	42.	Steve Kasper	Boston	6-6 T	12-31-85	Buffalo	Tom Barrasso
	43.	Steve Larmer	Chicago	7-6 W	3-12-86	Chicago	Tom Barrasso
1986-87 (6)	*44.	Wendel Clark	Toronto	5-5 T	10-11-86	Toronto	Daren Puppa
	45.	Mario Lemieux	Pittsburgh	3-7 L	10-17-86	Buffalo	Tom Barrasso
	46.	Michel Goulet	Quebec	1-6 L	11-21-86	Buffalo	Jacques Cloutier
	47.	Brent Ashton	Quebec	0-7 L	12-13-86	Quebec	Tom Barrasso (2) Jacques Cloutier (1)
	48.	Peter Zezel	Philadelphia	4-7 L	1-28-87	Buffalo	Jacques Cloutier
	49.	Tony McKegney	N.Y. Rangers	3-6 L	2-24-87	Buffalo	Tom Barrasso (2) Empty Net (1)
1987-88 (10)	50.	Ron Francis	Hartford	1-9 L	11-18-87	Hartford	Daren Puppa (2) Jacques Cloutier (1)
	51.	Bob Carpenter	Los Angeles	5-8 L	11-22-87	Buffalo	Daren Puppa (1) Jacques Cloutier (2)
	52.	Bernie Nicholls	Los Angeles	5-8 L	11-22-87	Buffalo	Daren Puppa (2) Empty Net (1)
	*53.	Joe Nieuwendyk	Calgary	1-7 L	12-13-87	Buffalo	Daren Puppa
	54.	Cam Neely	Boston	1-5 L	1-16-88	Boston	Tom Barrasso
	55.	Peter Stastny (3)	Quebec	5-6 L	2-21-88	Buffalo	Tom Barrasso
	56.	Hakan Loob	Calgary	4-10 L	3-12-88	Calgary	Tom Barrasso (2) Jacques Cloutier (1)
	57.	Tony Tanti	Vancouver	7-5 W	3-13-88	Vancouver	Tom Barrasso
	58.	Geoff Courtnall	Edmonton	4-6 L	3-15-88	Edmonton	Jacques Cloutier
	59.	Stephane Richer	Montreal	4-9 L	4-2-88	Montreal	Daren Puppa
1988-89 (4)	60.	Joe Mullen	Calgary	0-9 L	11-5-88	Calgary	Tom Barrasso (1) Daren Puppa (2)
	61.	Trevor Linden	Vancouver	2-4 L	11-22-88	Vancouver	Daren Puppa (2) Empty Net (1)
	62.	Wayne Gretzky (2)	Los Angeles	3-5 L	2-4-89	Los Angeles	Darcy Wakaluk (2) Empty Net (1)
	63.	Mario Lemieux (2)	Pittsburgh	3-7 L	2-14-89	Pittsburgh	Jacques Cloutier
1989-90 (2)	64.	Pat LaFontaine	N.Y. Islanders	2-4 L	12-31-89	Buffalo	Daren Puppa
	65.	Vincent Damphousse	Toronto	3-4 L	3-16-90	Buffalo	Daren Puppa



All-Time Hat Tricks Against the Sabres

1990 to 2003

SEASON	NO.	PLAYER	OPPONENT	SCORE	DATE	PLACE	GOALIE(S)
1990-91 (1)	66.	Bryan Fogarty	Quebec	2-4 L	12-1-90	Quebec	Clint Malarchuk
1991-92 (5)	67.	Owen Nolan	Quebec	5-4 W	10-12-91	Quebec	Daren Puppa
	68.	Murray Craven	Hartford	6-6 T	12-7-91	Hartford	Clint Malarchuk
	69.	Steve Yzerman	Detroit	4-4 T	1-29-92	Detroit	Daren Puppa
	70.	Kevin Miller	Detroit	4-9 L	2-12-92	Buffalo	Daren Puppa
	*71.	Joe Sakic	Quebec	3-7 L	4-14-92	Quebec	Clint Malarchuk
1992-93 (5)	72.	Joe Juneau	Boston	2-5 L	1-12-93	Boston	Daren Puppa
	73.	Sergei Nemchinov	N.Y. Rangers	6-4 W	1-29-93	Buffalo	Tom Draper
	74.	Kelly Buchberger	Edmonton	4-5 L	1-31-93	Buffalo	Tom Draper
	*75.	Brian Bellows	Montreal	4-8 L	2-27-93	Montreal	Grant Fuhr
	76.	Kevin Dineen	Philadelphia	4-7 L	4-15-93	Buffalo	Grant Fuhr (1) Dominik Hasek (2)
1993-94 (1)	77.	Shawn Burr	Detroit	4-6 L	10-18-93	Buffalo	Grant Fuhr
1994-95 (0)		None					
1995-96 (4)	78.	Pierre Turgeon	Montreal	7-6 W	1-6-96	Montreal	John Blue (2) Martin Biron (1)
	79.	Gary Roberts	Calgary	1-3 L	1-12-96	Calgary	Dominik Hasek
	80.	Russ Courtnall	Vancouver	2-5 L	3-6-96	Vancouver	Dominik Hasek
	*81.	Peter Bondra	Washington	1-5 L	4-3-96	Buffalo	Andrei Trefilov
1996-97 (4)	82.	Ray Sheppard	Florida	3-4 L	11-26-96	Florida	Andrei Trefilov (2) Dominik Hasek (1)
	83.	Bill Guerin	New Jersey	6-5 W	12-31-96	Buffalo	Dominik Hasek
	84.	Paul Kariya	Anaheim	2-5 L	1-10-97	Anaheim	Dominik Hasek
	*85.	Jaroslav Svejkovsky	Washington	3-8 L	4-13-97	Buffalo	Steve Shields
1997-98 (0)		None					
1998-99 (2)	86.	Teemu Selanne	Anaheim	2-7 L	1-1-99	Buffalo	Dominik Hasek
	87.	Vyacheslav Kozlov	Detroit	4-4 T	2-21-99	Buffalo	Dwayne Roloson
1999-00 (2)	88.	Pavel Bure	Florida	2-4 L	12-17-99	Buffalo	Martin Biron (2) Empty Net (1)
	89.	Petr Nedved	NY Rangers	3-6 L	2-25-00	Buffalo	Dominik Hasek (2) Empty Net (1)
2000-01 (2)	90.	Ray Ferraro	Atlanta	4-5 L	2-13-01	Atlanta	Martin Biron
	91.	Jeremy Roenick	Phoenix	3-7 L	2-23-01	Buffalo	Dominik Hasek (2) Martin Biron (1)
2001-02 (2)	92.	Brian Savage	Montreal	2-5 L	10-26-01	Buffalo	Martin Biron
	93.	Jason Arnott	New Jersey	1-4 L	2-10-02	New Jersey	Martin Biron
2002-03 (0)		None					



All-Time Hat Tricks Against the Sabres

2003 to 2013

SEASON	NO.	PLAYER	OPPONENT	SCORE	DATE	PLACE	GOALIE(S)
2003-04 (1)	94.	Vladimir Orszagh	Nashville	1-4 L	11-29-03	Nashville	Martin Biron
2005-06 (2)	*95.	Martin Havlat	Ottawa	4-10 L	11-2-05	Buffalo	Mika Noronen (3) Martin Biron (1)
	*96.	Daniel Alfredsson	Ottawa	4-10 L	11-2-05	Buffalo	Martin Biron
2006-07 (1)	97.	Dany Heatley	Ottawa	3-6 L	1-3-07	Ottawa	Ryan Miller
2007-08 (1)	98.	Tomas Plekanec	Montreal	2-6 L	2-29-08	Buffalo	Ryan Miller
2008-09 (1)	99.	Mike Cammalleri	Calgary	2-5 L	1-28-09	Calgary	Ryan Miller
2009-10 (2)	100.	Jeff Tambellini	NY Islanders	0-5 L	10-31-09	NY Islanders	Ryan Miller (2) Patrick Lalime (1)
	101.	Sidney Crosby	Pittsburgh	4-5 L	2-1-10	Pittsburgh	Ryan Miller
2010-11 (5)	102.	Derek Stepan	NY Rangers	3-6 L	10-9-10	Buffalo	Ryan Miller
	103.	Daniel Alfredsson (2)	Ottawa	2-4 L	10-22-10	Buffalo	Ryan Miller (2) Empty Net (1)
	104.	John Tavares	NY Islanders	3-5 L	1-15-11	NY Islanders	Ryan Miller
	105.	Michael Grabner	NY Islanders	6-7 L	2-13-11	Buffalo	Ryan Miller
	106.	Blake Geoffrion	Nashville	3-4 L	3-20-11	Buffalo	Ryan Miller
2011-12 (2)	107.	Evgeni Malkin	Pittsburgh	3-8 L	12-17-11	Pittsburgh	Ryan Miller (1) Jhonas Enroth (2)
	108.	Ilya Kovalchuk	New Jersey	1-4 L	2-14-12	Buffalo	Ryan Miller
2012-13 (2)	109.	Eric Staal	Carolina	3-6 L	1-24-13	Carolina	Jhonas Enroth
	110.	Brad Richards	NY Rangers	4-8 L	4-19-13	Buffalo	Ryan Miller (1) Jhonas Enroth (2)

Opponent Hat Trick Leaders

Peter Stastny (3), Daniel Alfredsson (2), Bernie Federko (2), Wayne Gretzky (2), Mario Lemieux (2)

** - indicates 4-goal game.*

Note: Figure in parenthese for scorer indicates cumulative total against the Sabres.



Sabres All-Time Shutout Records

1970 to 1980

SEASON	NO.	GOALTENDER	OPPONENT	SCORE	DATE	PLACE	SAVES
1970-71 (3)	1.	Roger Crozier	Minnesota	1-0	12-6-70	Buffalo	24
	2.	Joe Daley	California	3-0	2-12-71	Buffalo	26
	3.	Dave Dryden	Minnesota	5-0	3-14-71	Minnesota	35
1971-72 (2)	4.	Roger Crozier (2)	Los Angeles	2-0	12-2-71	Buffalo	31
	5.	Roger Crozier (3)	Vancouver	1-0	1-20-72	Buffalo	29
1972-73 (6)	6.	Roger Crozier (4)	Vancouver	6-0	10-19-72	Buffalo	31
	7.	Roger Crozier (5)	California	0-0	11-9-72	Buffalo	23
	8.	Roger Crozier (6)	Pittsburgh	1-0	11-12-72	Buffalo	18
	9.	Dave Dryden (2)	Toronto	4-0	12-17-72	Buffalo	21
	10.	Dave Dryden (3)	Philadelphia	2-0	1-7-73	Buffalo	35
	11.	Dave Dryden (4)	California	4-0	2-8-73	Buffalo	24
1973-74 (1)	12.	Dave Dryden (5)	St. Louis	1-0	1-13-74	Buffalo	18
1974-75 (7)	13.	Gary Bromley	St. Louis	2-0	10-26-74	St. Louis	21
	14.	Roger Crozier (7)	Atlanta	4-0	11-17-74	Buffalo	25
	15.	Gary Bromley (2)	Minnesota	5-0	12-8-74	Buffalo	14
	16.	Gary Bromley (3)	Washington	4-0	12-22-74	Washington	26
	17.	Roger Crozier (8)	California	4-0	1-15-75	California	26
	18.	Gary Bromley (4)	Kansas City	5-0	1-19-75	Buffalo	20
	19.	Roger Crozier (9)	Los Angeles	5-0	2-27-75	Buffalo	21
1975-76 (3)	20.	Roger Crozier (10)	Detroit	4-0	10-9-75	Buffalo	18
	21.	Gerry Desjardins	Boston	4-0	11-5-75	Buffalo	16
	22.	Gerry Desjardins (2)	Pittsburgh	6-0	1-11-76	Buffalo	28
1976-77 (5)	23.	Gerry Desjardins (3)	Vancouver	4-0	10-20-76	Buffalo	29
	24.	Gerry Desjardins (4)	St. Louis	5-0	11-10-76	Buffalo	38
	25.	Gerry Desjardins (5)	Colorado	3-0	1-16-77	Buffalo	21
	26.	Don Edwards	Chicago	3-0	2-16-77	Buffalo	23
	27.	Don Edwards (2)	Philadelphia	2-0	2-24-77	Buffalo	25
1977-78 (5)	28.	Don Edwards (3)	Montreal	4-0	10-30-77	Montreal	34
	29.	Don Edwards (4)	Vancouver	3-0	12-11-77	Buffalo	19
	30.	Don Edwards (5)	NY Rangers	2-0	2-9-78	Buffalo	25
	31.	Don Edwards (6)	Los Angeles	5-0	2-16-78	Buffalo	29
	32.	Don Edwards (7)	Philadelphia	4-0	2-23-78	Buffalo	20
1978-79 (2)	33.	Don Edwards (8)	Toronto	1-0	10-19-78	Buffalo	19
	34.	Don Edwards (9)	Washington	2-0	11-11-78	Washington	25
1979-80 (6)	35.	Bob Sauve	Quebec	3-0	10-27-79	Quebec	19
	36.	Bob Sauve (2)	Chicago	0-0	10-31-79	Chicago	20
	37.	Bob Sauve (3)	Washington	2-0	12-2-79	Buffalo	20
	38.	Don Edwards (10)	Detroit	4-0	12-10-79	Buffalo	14
	39.	Bob Sauve (4)	Vancouver	3-0	2-3-80	Buffalo	22
	40.	Don Edwards (11)	Pittsburgh	9-0	2-7-80	Buffalo	25



Sabres All-Time Shutout Records

1980 to 1994

SEASON	NO.	GOALTENDER	OPPONENT	SCORE	DATE	PLACE	SAVES
1980-81 (5)	41.	Bob Sauve (5)	Edmonton	2-0	10-15-80	Buffalo	15
	42.	Don Edwards (12)	NY Rangers	4-0	1-18-81	Buffalo	30
	43.	Don Edwards (13)	Winnipeg	4-0	2-1-81	Buffalo	23
	44.	Don Edwards (14)	Philadelphia	4-0	2-5-81	Philadelphia	31
	45.	Bob Sauve (6)	Calgary	4-0	3-4-81	Buffalo	24
1981-82 (0)		None					
1982-83 (1)	46.	Bob Sauve (7)	Quebec	0-0	2-5-83	Quebec	22
1983-84 (2)	47.	Tom Barrasso	Los Angeles	4-0	1-18-84	Los Angeles	30
	48.	Tom Barrasso (2)	New Jersey	6-0	3-24-84	New Jersey	24
1984-85 (5)	49.	Tom Barrasso (3)	Toronto	6-0	12-26-84	Buffalo	22
	50.	Tom Barrasso (4)	Winnipeg	4-0	12-28-84	Buffalo	14
	51.	Tom Barrasso (5)	Boston	3-0	1-10-85	Boston	20
	52.	Tom Barrasso (6)	Hartford	2-0	1-19-85	Hartford	14
	53.	Tom Barrasso (7)	Washington	4-0	3-2-85	Washington	23
1985-86 (4)	54.	Tom Barrasso (8)	Montreal	6-0	10-16-85	Montreal	25
	55.	Daren Puppa	Edmonton	2-0	11-1-85	Edmonton	37
	56.	Tom Barrasso (9)	Hartford	2-0	11-19-85	Hartford	23
	57.	Jacques Cloutier	Philadelphia	1-0	3-27-86	Philadelphia	30
1986-87 (2)	58.	Tom Barrasso (10)	Montreal	0-0	10-15-86	Buffalo	28
	59.	Tom Barrasso (11)	Hartford	6-0	4-5-87	Buffalo	14
1987-88 (2)	60.	Tom Barrasso (12)	St. Louis	3-0	2-16-88	St. Louis	25
	61.	Tom Barrasso (13)	Boston	3-0	3-6-88	Buffalo	32
1988-89 (2)	62.	Daren Puppa (2)	NY Islanders	3-0	11-12-88	New York	34
	63.	Clint Malarchuk	NY Rangers	2-0	3-8-89	New York	32
1989-90 (1)	64.	Daren Puppa (3)	Hartford	5-0	3-10-90	Hartford	31
1990-91 (3)	65.	Clint Malarchuk (2)	Hartford	5-0	10-28-90	Buffalo	29
	66.	Daren Puppa (4)	Chicago	5-0	12-28-90	Buffalo	33
	67.	Daren Puppa (5)	Winnipeg	2-0	2-10-91	Winnipeg	24
1991-92 (1)	68.	Tom Draper	Chicago	2-0	11-22-91	Buffalo	29
1992-93 (0)		None					
1993-94 (9)	69.	Grant Fuhr	Winnipeg	6-0	11-19-93	Buffalo	22
	70.	Dominik Hasek	Toronto	3-0	11-29-93	Toronto	24
	71.	Dominik Hasek (2)	Tampa Bay	3-0	12-1-93	Tampa Bay	33
	72.	Dominik Hasek (3)	Hartford	3-0	12-11-93	Hartford	25
	73.	Dominik Hasek (4)	Los Angeles	2-0	12-17-93	Buffalo	27



Sabres All-Time Shutout Records

1994 to 2000

SEASON	NO.	GOALTENDER	OPPONENT	SCORE	DATE	PLACE	SAVES
1993-94 (9)	74.	Dominik Hasek (5)	Montreal	5-0	12-23-93	Buffalo	25
	75.	Dominik Hasek (6)	Anaheim	3-0	3-9-94	Anaheim	24
	76.	Grant Fuhr (2)	Boston	5-0	4-1-94	Buffalo	31
	77.	Dominik Hasek (7)	Montreal	1-0	4-8-94	Buffalo	31
1994-95 (5)	78.	Dominik Hasek (8)	Washington	1-0	2-2-95	Washington	33
	79.	Dominik Hasek (9)	Florida	3-0	3-24-95	Buffalo	28
	80.	Dominik Hasek (10)	Ottawa	7-0	3-30-95	Buffalo	35
	81.	Dominik Hasek (11)	Florida	5-0	4-26-95	Buffalo	31
	82.	Dominik Hasek (12)	Montreal	2-0	5-1-95	Buffalo	32
1995-96 (2)	83.	Dominik Hasek (13)	Ottawa	6-0	11-19-95	Buffalo	31
	84.	Dominik Hasek (14)	St. Louis	2-0	11-27-95	St. Louis	30
1996-97 (5)	85.	Dominik Hasek (15)	Colorado	0-0	11-2-96	Colorado	32
	86.	Dominik Hasek (16)	Tampa Bay	3-0	11-27-96	Tampa Bay	32
	87.	Dominik Hasek (17)	Ottawa	3-0	11-29-96	Buffalo	31
	88.	Dominik Hasek (18)	Boston	4-0	12-14-96	Boston	29
	89.	Dominik Hasek (19)	New Jersey	0-0	12-23-96	New Jersey	37
1997-98 (13)	90.	Dominik Hasek (20)	Boston	5-0	11-20-97	Boston	29
	91.	Dominik Hasek (21)	Anaheim	4-0	12-3-97	Buffalo	29
	92.	Dominik Hasek (22)	Tampa Bay	4-0	12-5-97	Buffalo	38
	93.	Dominik Hasek (23)	Montreal	1-0	12-19-97	Buffalo	42
	94.	Dominik Hasek (24)	NY Rangers	2-0	12-21-97	New York	33
	95.	Dominik Hasek (25)	NY Rangers	3-0	12-26-97	Buffalo	28
	96.	Dominik Hasek (26)	Ottawa	3-0	12-31-97	Buffalo	36
	97.	Dominik Hasek (27)	Washington	3-0	3-1-98	Washington	36
	98.	Dominik Hasek (28)	NY Rangers	1-0	3-2-98	New York	33
	99.	Dominik Hasek (29)	Pittsburgh	3-0	3-15-98	Buffalo	22
	100.	Dominik Hasek (30)	Calgary	2-0	3-24-98	Calgary	29
	101.	Dominik Hasek (31)	Edmonton	1-0	3-27-98	Edmonton	20
	102.	Dominik Hasek (32)	Los Angeles	4-0	4-1-98	Buffalo	37
1998-99 (10)	103.	Dominik Hasek (33)	Colorado	3-0	10-10-98	Colorado	32
	104.	Dominik Hasek (34)	NY Rangers	0-0	10-27-98	New York	16
	105.	Dominik Hasek (35)	Washington	2-0	11-12-98	Washington	23
	106.	Dominik Hasek (36)	Philadelphia	3-0	12-4-98	Buffalo	31
	107.	Dominik Hasek (37)	NY Rangers	2-0	12-11-98	Buffalo	16
	108.	Dominik Hasek (38)	Tampa Bay	2-0	12-23-98	Buffalo	38
	109.	Dominik Hasek (39)	New Jersey	2-0	12-26-98	New Jersey	34
	110.	Dominik Hasek (40)	Florida	4-0	1-18-99	Florida	33
	111.	Dwayne Roloson	Vancouver	2-0	2-28-99	Vancouver	15
	112.	Dominik Hasek (41)	Washington	3-0	4-18-99	Buffalo	25
1999-00 (8)	113.	Martin Biron	Atlanta	4-0	11-19-99	Atlanta	18
	114.	Martin Biron (2)	Ottawa	0-0	12-8-99	Buffalo	30
	115.	Martin Biron (3)	Boston	0-0	1-13-00	Boston	39
	116.	Martin Biron (4)	Anaheim	5-0	1-17-00	Anaheim	17



Sabres All-Time Shutout Records

2000 to 2008

SEASON	NO.	GOALTENDER	OPPONENT	SCORE	DATE	PLACE	SAVES
1999-00 (8)	116.	Martin Biron (4)	Anaheim	5-0	1-17-00	Anaheim	17
	117.	Martin Biron (5)	Ottawa	1-0	1-28-00	Buffalo	21
	118.	Dominik Hasek (42)	Colorado	2-0	2-8-00	Colorado	24
	119.	Dominik Hasek (43)	Montreal	2-0	4-1-00	Montreal	27
	120.	Dominik Hasek (44)	New Jersey	5-0	4-6-00	New Jersey	32
2000-01 (13)	121.	Dominik Hasek (45)	NY Islanders	3-0	11-9-00	Buffalo	22
	122.	Dominik Hasek (46)	New Jersey	4-0	11-11-00	New Jersey	23
	123.	Dominik Hasek (47)	Boston	3-0	12-12-00	Boston	22
	124.	Dominik Hasek (48)	Ottawa	2-0	12-29-00	Buffalo	34
	125.	Martin Biron (6)	NY Islanders	2-0	12-30-00	New York	15
	126.	Martin Biron (7)	Nashville	2-0	1-6-01	Nashville	29
	127.	Dominik Hasek (49)	Anaheim	4-0	1-12-01	Anaheim	21
	128.	Dominik Hasek (50)	Florida	1-0	1-19-01	Buffalo	21
	129.	Dominik Hasek (51)	Ottawa	2-0	2-19-01	Buffalo	30
	130.	Dominik Hasek (52)	New Jersey	1-0	2-22-01	New Jersey	24
	131.	Dominik Hasek (53)	Toronto	3-0	3-20-01	Buffalo	16
	132.	Dominik Hasek (54)	Atlanta	4-0	3-26-01	Atlanta	19
	133.	Dominik Hasek (55)	Atlanta	1-0	3-30-01	Buffalo	30
2001-02 (4)	134.	Martin Biron (8)	Atlanta	8-0	11-8-01	Buffalo	16
	135.	Martin Biron (9)	NY Islanders	5-0	3-7-02	New York	26
	136.	Martin Biron (10)	Montreal	3-0	3-8-02	Buffalo	26
	137.	Martin Biron (11)	Montreal	3-0	4-13-02	Montreal	22
2002-03 (6)	138.	Martin Biron (12)	Anaheim	4-0	12-4-02	Buffalo	22
	139.	Ryan Miller	Minnesota	1-0	1-14-03	Minnesota	22
	140.	Martin Biron (13)	Phoenix	1-0	1-18-03	Phoenix	30
	141.	Martin Biron (14)	Pittsburgh	0-0	1-21-03	Buffalo	23
	142.	Martin Biron (15)	Toronto	4-0	1-24-03	Buffalo	27
	143.	Mika Noronen	Florida	4-0	3-8-03	Florida	29
2003-04 (4)	144.	Mika Noronen (2)	Calgary	2-0	10-18-03	Calgary	20
	145.	Mika Noronen (3)	Carolina	5-0	11-21-03	Buffalo	35
	146.	Martin Biron (16)	Washington	6-0	3-10-04	Washington	27
	147.	Martin Biron (17)	Columbus	6-0	3-29-04	Buffalo	23
2005-06 (2)	148.	Ryan Miller (2)	Toronto	6-0	4-16-06	Buffalo	31
	149.	Martin Biron (18)	Carolina	4-0	4-18-06	Carolina	33
2006-07 (2)	150.	Ryan Miller (3)	NY Islanders	3-0	10-26-06	New York	29
	151.	Ryan Miller (4)	Washington	2-0	4-7-07	Washington	26
2007-08 (5)	152.	Ryan Miller (5)	Atlanta	6-0	10-11-07	Buffalo	20
	153.	Jocelyn Thibault (1)	Montreal	3-0	11-24-07	Montreal	24
	154.	Ryan Miller (6)	Florida	1-0	1-30-08	Florida	32
	155.	Ryan Miller (7)	Toronto	1-0	2-13-08	Buffalo	35
	156.	Jocelyn Thibault (2)	Boston	3-0	4-5-08	Boston	17



Sabres All-Time Shutout Records

2008 to 2013

SEASON	NO.	GOALTENDER	OPPONENT	SCORE	DATE	PLACE	SAVES
2008-09 (5)	157.	Ryan Miller (8)	Washington	5-0	11-1-08	Buffalo	29
	158.	Ryan Miller (9)	New Jersey	2-0	11-3-08	New Jersey	24
	159.	Ryan Miller (10)	Los Angeles	5-0	12-19-08	Buffalo	40
	160.	Ryan Miller (11)	Phoenix	2-0	1-31-09	Phoenix	28
	161.	Ryan Miller (12)	Toronto	5-0	2-4-09	Buffalo	16
2009-10 (5)	162.	Ryan Miller (13)	Nashville	1-0	10-10-09	Nashville	25
	163.	Ryan Miller (14)	NY Islanders	3-0	11-4-09	Buffalo	24
	164.	Ryan Miller (15)	Toronto	3-0	11-30-09	Toronto	38
	165.	Ryan Miller (16)	Washington	3-0	12-9-09	Buffalo	35
	166.	Ryan Miller (17)	Montreal	1-0	1-3-10	Montreal	30
2010-11 (6)	167.	Ryan Miller (18)	Columbus	5-0	12-3-10	Buffalo	19
	168.	Ryan Miller (19)	Ottawa	1-0*	12-4-10	Ottawa	32
	169.	Ryan Miller (20)	San Jose	3-0	1-6-11	San Jose	36
	170.	Ryan Miller (21)	Montreal	2-0	3-22-11	Montreal	31
	171.	Ryan Miller (22)	New Jersey	2-0	3-26-11	Buffalo	30
	172.	Jhonas Enroth (1)	NY Rangers	1-0	3-30-11	Buffalo	23
2011-12 (7)	173.	Ryan Miller (23)	Florida	3-0	10-20-11	Florida	22
	174.	Jhonas Enroth (2)	Carolina	1-0	11-18-11	Carolina	34
	175.	Ryan Miller (24)	NY Rangers	0-1**	2-1-12	Buffalo	29
	176.	Ryan Miller (25)	Boston	6-0	2-8-12	Buffalo	36
	177.	Ryan Miller (26)	Anaheim	2-0	2-29-12	Anaheim	43
	178.	Ryan Miller (27)	San Jose	1-0	3-1-12	San Jose	39
	179.	Ryan Miller (28)	Montreal	3-0	3-21-12	Buffalo	34
2012-13 (1)	180.	Jhonas Enroth (3)	Philadelphia	1-0	4-13-13	Buffalo	29

Sabres Shutout Leaders

Dominik Hasek (55), **Ryan Miller (28)**, Martin Biron (18), Don Edwards (14), Tom Barrasso (13), Roger Crozier (10), Bob Sauve (7), Gerry Desjardins (5), Dave Dryden (5), Daren Puppa (5), Gary Bromley (4), **Jhonas Enroth (3)**, Mika Noronen (3), Grant Fuhr (2), Clint Malarchuk (2), Jocelyn Thibault (2), Jacques Cloutier (1), Joe Daley (1), Tom Draper (1), Dwayne Roloson (1)

Note: Figure in parentheses for goaltender indicates cumulative total with the Sabres.

**Buffalo won 1-0 in a shootout. Ottawa's Brian Elliott was also credited with a shutout.*

***New York won 1-0 in a shootout. New York's Henrik Lundqvist was credited with the shutout win.*



All-Time Shutouts Against the Sabres

1970 to 1983

SEASON	NO.	GOALTENDER	OPPONENT	SCORE	DATE	PLACE	SAVES
1970-71 (9)	1.	Ed Giacomin	NY Rangers	3-0	10-14-70	New York	15
	2.	Phil Myre	Montreal	3-0	10-15-70	Buffalo	14
	3.	Tony Esposito	Chicago	4-0	10-25-70	Buffalo	27
	4.	Cesar Maniago	Minnesota	3-0	11-21-70	Minnesota	22
	5.	Bruce Gamble	Toronto	4-0	12-13-70	Buffalo	17
	6.	Ed Giacomin (2)	NY Rangers	4-0	12-16-70	New York	20
	7.	Jacques Plante	Toronto	2-0	12-19-70	Toronto	24
	8.	Jacques Plante (2)	Toronto	2-0	2-27-71	Toronto	28
	9.	Glenn Hall	St. Louis	9-0	3-13-71	St. Louis	27
1971-72 (3)	10.	Doug Favell	Philadelphia	5-0	12-16-71	Philadelphia	35
	11.	Jim Rutherford	Pittsburgh	2-0	2-17-72	Buffalo	23
	12.	Ken Dryden	Montreal	4-0	2-20-72	Buffalo	32
1972-73 (4)	13.	Marv Edwards	California	0-0	11-9-72	Buffalo	28
	14.	Rogie Vachon	Los Angeles	2-0	12-23-72	Los Angeles	20
	15.	Ed Johnston	Boston	6-0	1-14-73	Boston	20
	16.	Jacques Caron	St. Louis	2-0	3-13-73	St. Louis	23
1973-74 (3)	17.	Gilles Meloche	California	2-0	11-18-73	Buffalo	27
	18.	Dan Bouchard	Atlanta	3-0	1-9-74	Atlanta	32
	19.	Gilles Gilbert	Boston	4-0	3-12-74	Boston	27
1974-75 (1)	20.	Bernie Parent	Philadelphia	6-0	2-1-75	Philadelphia	26
1975-76 (2)	21.	Gary Smith	Vancouver	4-0	11-25-75	Vancouver	35
	22.	Glenn Resch	NY Islanders	3-0	12-7-75	Buffalo	22
1976-77 (3)	23.	Ed Giacomin (3)	Detroit	4-0	10-9-76	Detroit	20
	24.	Glenn Resch (2)	NY Islanders	3-0	12-4-76	New York	33
	25.	Gary Edwards (2)	Cleveland	3-0	1-23-77	Buffalo	27
1977-78 (3)	26.	Mike Veisor	Chicago	2-0	10-16-77	Buffalo	34
	27.	Ron Grahame	Boston	2-0	11-23-77	Buffalo	21
	28.	Ron Low	Detroit	7-0	3-28-78	Detroit	25
1978-79 (3)	29.	Mike Palmateer	Toronto	2-0	10-18-78	Toronto	21
	30.	Mario Lessard	Los Angeles	6-0	10-26-78	Los Angeles	18
	31.	Glenn Resch (3)	NY Islanders	2-0	3-31-79	New York	32
1979-80 (2)	32.	Jim Rutherford (2)	Detroit	4-0	10-25-79	Detroit	26
	33.	Tony Esposito (2)	Chicago	0-0	10-31-79	Chicago	21
1980-81 (0)		None					
1981-82 (1)	34.	Rick Wamsley	Montreal	9-0	10-10-81	Montreal	22
1982-83 (4)	35.	Murray Bannerman	Chicago	4-0	10-20-82	Chicago	37
	36.	Pete Peeters	Boston	4-0	1-20-83	Boston	20



All-Time Shutouts Against the Sabres

1983 to 1996

SEASON	NO.	GOALTENDER	OPPONENT	SCORE	DATE	PLACE	SAVES
1982-83 (4)	37.	Dan Bouchard (2)	Quebec	0-0	2-5-83	Quebec	22
	38.	Brian Hayward	Winnipeg	6-0	3-9-83	Winnipeg	24
1983-84 (2)	39.	Billy Smith	NY Islanders	4-0	11-5-83	New York	25
	40.	Andy Moog	Edmonton	7-0	11-18-83	Edmonton	29
1984-85 (0)		None					
1985-86 (2)	41.	Pat Riggin	Boston	4-0	1-4-86	Boston	24
	42.	Bob Froese	Philadelphia	4-0	2-12-86	Buffalo	28
1986-87 (4)	43.	Patrick Roy	Montreal	0-0	10-15-86	Buffalo	23
	44.	Mike Liut	Hartford	3-0	11-26-86	Hartford	27
	45.	Clint Malarchuk	Quebec	7-0	12-13-86	Quebec	28
	46.	Don Beaupre	Minnesota	5-0	1-20-87	Minnesota	27
1987-88 (4)	47.	Grant Fuhr	Edmonton	5-0	11-7-87	Edmonton	26
	48.	Rejean Lemelin	Boston	9-0	12-22-87	Boston	33
	49.	Rejean Lemelin (2)	Boston	2-0	12-31-87	Buffalo	17
	50.	Greg Stefan	Detroit	4-0	3-1-88	Detroit	19
1988-89 (3)	51.	Rick Wamsley (2)	Calgary	9-0	11-5-88	Calgary	21
	52.	Peter Sidorkiewicz	Hartford	9-0	12-6-88	Hartford	31
	53.	Jon Casey	Minnesota	3-0	3-18-89	Minnesota	27
1989-90 (4)	54.	Grant Fuhr (2)	Edmonton	3-0	11-17-89	Edmonton	30
	55.	Mark Fitzpatrick	NY Islanders	3-0	12-5-89	New York	32
	56.	Patrick Roy (2)	Montreal	1-0	2-3-90	Montreal	30
	57.	Glenn Healy	NY Islanders	1-0	2-4-90	Buffalo	39
1990-91 (2)	58.	John Vanbiesbrouck	NY Rangers	5-0	11-26-90	New York	27
	59.	Jeff Reese	Toronto	3-0	2-17-91	Buffalo	28
1991-92 (3)	60.	Patrick Roy (3)	Montreal	5-0	11-2-91	Montreal	15
	61.	Craig Billington	New Jersey	3-0	12-28-91	New Jersey	26
	62.	Darcy Wakaluk	Minnesota	2-0	2-7-92	Buffalo	39
1992-93 (3)	63.	Patrick Roy (4)	Montreal	3-0	11-30-92	Montreal	23
	64.	Andy Moog (2)	Boston	2-0	3-24-93	Buffalo	21
	65.	Andy Moog (3)	Boston	3-0	4-4-93	Buffalo	31
1993-94 (4)	66.	Chris Terreri	New Jersey	4-0	11-17-93	New Jersey	30
	67.	Mike Richter	NY Rangers	2-0	12-13-93	New York	28
	68.	Tommy Soderstrom	Philadelphia	2-0	12-27-93	Buffalo	30
	69.	Daren Puppa	Tampa Bay	4-0	1-24-94	Tampa Bay	23
1994-95 (0)		None					
1995-96 (5)	70.	Darcy Wakaluk (2)	Dallas	3-0	10-24-95	Dallas	27



All-Time Shutouts Against the Sabres

1996 to 2003

SEASON	NO.	GOALTENDER	OPPONENT	SCORE	DATE	PLACE	SAVES
1995-96 (5)	71.	Tom Barrasso	Pittsburgh	1-0	1-17-96	Buffalo	31
	72.	Jim Carey	Washington	1-0	1-26-96	Washington	20
	73.	Kirk McLean	Vancouver	3-0	3-3-96	Buffalo	32
	74.	Eric Fichaud	NY Islanders	3-0	4-6-96	New York	20
1996-97 (10)	75.	Rick Tabaracci	Calgary	3-0	10-6-96	Calgary	19
	76.	Corey Schwab	Tampa Bay	4-0	10-15-96	Buffalo	22
	77.	Andy Moog (4)	Dallas	2-0	10-30-96	Dallas	24
	78.	Patrick Roy (5)	Colorado	0-0	11-2-96	Colorado	20
	79.	Ken Wregget	Pittsburgh	3-0	11-12-96	Pittsburgh	25
	80.	Mike Richter (2)	NY Rangers	3-0	12-13-96	Buffalo	30
	81.	Martin Brodeur	New Jersey	0-0	12-23-96	New Jersey	37
	82.	Patrick Lalime	Pittsburgh	2-0	12-28-96	Pittsburgh	21
	83.	Ron Tugnutt	Ottawa	2-0	4-2-97	Buffalo	15
	84.	Ron Tugnutt (2)	Ottawa	1-0	4-12-97	Ottawa	17
1997-98 (4)	85.	Ron Tugnutt (3)	Ottawa	3-0	12-6-97	Ottawa	25
	86.	Tommy Salo	NY Islanders	4-0	12-17-97	New York	28
	87.	Ron Hextall	Philadelphia	3-0	1-20-98	Philadelphia	29
	88.	Damian Rhodes	Ottawa	1-0	4-5-98	Buffalo	22
1998-99 (3)	89.	Olaf Kolzig	Washington	1-0	10-23-98	Buffalo	30
	90.	Mike Richter (3)	NY Rangers	0-0	10-27-98	New York	24
	91.	Nikolai Khabibulin	Phoenix	1-0	1-11-99	Phoenix	23
1999-00 (7)	92.	Chris Osgood	Detroit	2-0	10-2-99	Detroit	22
	93.	Ron Tugnutt (4)	Ottawa	4-0	10-23-99	Ottawa	19
	94.	John Grahame	Boston	3-0	10-30-99	Boston	26
	95.	Jamie McLennan	St. Louis	2-0	11-26-99	Buffalo	19
	96.	Ron Tugnutt (5)	Ottawa	0-0	12-8-99	Buffalo	30
	97.	Byron Dafoe	Boston	0-0	1-13-00	Boston	23
	98.	Byron Dafoe (2)	Boston	1-0	1-29-00	Boston	25
2000-01 (6)	99.	Felix Potvin	Vancouver	4-0	10-14-00	Vancouver	27
	100.	Roman Cechmanek	Philadelphia	3-0	11-4-00	Philadelphia	18
	101.	Curtis Joseph	Toronto	2-0	1-20-01	Toronto	28
	102.	Roman Cechmanek (2)	Philadelphia	2-0	3-1-01	Philadelphia	26
	103.	Tommy Salo (2)	Edmonton	4-0	3-9-01	Buffalo	28
	104.	Arturs Irbe	Carolina	1-0	3-21-01	Carolina	26
	105.	Patrick Lalime	Ottawa	3-0	11-3-01	Ottawa	28
	106.	Trevor Kidd	Florida	2-0	11-16-01	Buffalo	31
	107.	Johan Hedberg	Pittsburgh	2-0	1-10-02	Buffalo	36
	108.	Jussi Markkanen	Edmonton	3-0	3-4-02	Buffalo	25
	109.	Chris Osgood (2)	NY Islanders	3-0	3-12-02	Buffalo	28
	110.	Corey Schwab (2)	Toronto	2-0	3-23-02	Toronto	20
2002-03 (9)	111.	Jocelyn Thibault	Chicago	3-0	10-13-02	Chicago	26



All-Time Shutouts Against the Sabres

2003 to 2012

SEASON	NO.	GOALTENDER	OPPONENT	SCORE	DATE	PLACE	SAVES
2002-03 (9)	112.	Roman Turek	Calgary	3-0	10-31-02	Calgary	30
	113.	Kevin Weekes	Carolina	2-0	11-7-02	Carolina	26
	114.	Robert Esche	Philadelphia	2-0	12-14-02	Philadelphia	15
	115.	Roberto Luongo	Florida	2-0	12-20-02	Buffalo	30
	116.	Chris Osgood (3)	NY Islanders	1-0	12-31-02	Buffalo	38
	117.	Sebastian Caron	Pittsburgh	0-0	1-21-03	Buffalo	34
	118.	Mike Dunham	NY Rangers	3-0	3-19-03	New York	27
	119.	Marty Turco	Dallas	3-0	3-31-03	Dallas	18
2003-04 (5)	120.	Jeff Hackett	Philadelphia	2-0	10-9-03	Philadelphia	17
	121.	Rick DiPietro	NY Islanders	6-0	10-11-03	Buffalo	13
	122.	Jose Theodore	Montreal	3-0	11-8-03	Montreal	16
	123.	Felix Potvin (2)	Boston	1-0	1-15-04	Buffalo	27
	124.	Ed Belfour	Toronto	2-0	4-2-04	Buffalo	17
2005-06 (4)	125.	Dominik Hasek	Ottawa	5-0	10-8-05	Ottawa	35
	126.	Evgeni Nabokov/ Nolan Schaefer	San Jose	5-0	12-2-05	Buffalo	20 7
	127.	Kari Lehtonen	Atlanta	5-0	3-20-06	Atlanta	23
	128.	Jean-Sebastien Aubin	Toronto	7-0	4-1-06	Toronto	24
2006-07 (0)		None					
2007-08 (4)	129.	Pascal Leclaire	Columbus	3-0	10-19-07	Buffalo	21
	130.	Cristobal Huet	Montreal	2-0	11-5-07	Montreal	29
	131.	Andrew Raycroft	Toronto	3-0	11-9-07	Buffalo	30
	132.	Ty Conklin	Pittsburgh	2-0	12-29-07	Pittsburgh	26
2008-09 (4)	133.	Martin Biron	Philadelphia	3-0	11-21-08	Buffalo	40
	134.	Pekka Rinne	Nashville	2-0	12-1-08	Buffalo	30
	135.	Cam Ward	Carolina	3-0	2-15-09	Buffalo	36
	136.	Yann Danis	NY Islanders	2-0	2-28-09	New York	31
2009-10 (6)	137.	Martin Biron (2)	NY Islanders	5-0	10-31-09	New York	38
	138.	Jose Theodore (2)	Washington	2-0	11-25-09	Washington	25
	139.	Martin Brodeur (2)	New Jersey	3-0	12-7-09	Buffalo	37
	140.	Brian Elliott	Ottawa	2-0	12-16-09	Ottawa	22
	141.	Steve Mason	Columbus	4-0	2-6-10	Columbus	28
	142.	Jaroslav Halak	Montreal	3-0	4-3-10	Montreal	29
2010-11 (6)	143.	Martin Brodeur (3)	New Jersey	1-0	10-13-10	Buffalo	24
	144.	Andrew Raycroft (2)	Dallas	4-0	10-30-10	Dallas	34
	145.	Marc-Andre Fleury	Pittsburgh	1-0	11-24-10	Buffalo	30
	146.	Brian Elliott (2)	Ottawa	0-1*	12-4-10	Ottawa	31
	147.	Ty Conklin (2)	St. Louis	3-0	2-18-11	Buffalo	25
	148.	Cam Ward (2)	Carolina	1-0	3-15-11	Buffalo	40
2011-12 (4)	149.	Mathieu Garon	Tampa Bay	3-0	10-22-11	Tampa Bay	21

All-Time Shutouts Against the Sabres

2012 to 2013

SEASON	NO.	GOALTENDER	OPPONENT	SCORE	DATE	PLACE	SAVES
2011-12 (4)	150.	Jonas Gustavsson	Toronto	2-0	1-10-12	Toronto	32
	151.	Jimmy Howard	Detroit	5-0	1-16-12	Detroit	27
	152.	Henrik Lundqvist	NY Rangers	1-0**	2-1-12	Buffalo	34
2012-13 (3)	153.	Craig Anderson	Ottawa	2-0	2-12-13	Ottawa	42
	154.	Evgeni Nabokov (2)	NY Islanders	4-0	2-23-13	Buffalo	35
	155.	Anton Khudobin	Boston	2-0	3-31-13	Buffalo	26

Opponent Shutout Leaders

Patrick Roy (5), Ron Tugnutt (5), Andy Moog (4), Martin Brodeur (3), Ed Giacomin (3), Chris Osgood (3), Glenn Resch (3), Mike Richter (3), Martin Biron (2), Dan Bouchard (2), Roman Cechmanek (2), Ty Conklin (2), Byron Dafoe (2), Gary Edwards (2), Brian Elliott (2), Tony Esposito (2), Grant Fuhr (2), Rejean Lemelin (2), Evgeni Nabokov (2), Jacques Plante (2), Felix Potvin (2), Andrew Raycroft (2), Jim Rutherford (2), Tommy Salo (2), Corey Schwab (2), Jose Theodore (2), Darcy Wakaluk (2), Rick Wamsley (2), Cam Ward (2)

Note: Figure in parentheses for goaltender indicates cumulative total against the Sabres.

**Buffalo won 1-0 in a shootout. Buffalo's Ryan Miller was credited with the shutout win.*

***New York won 1-0 in a shootout. Buffalo's Ryan Miller was also credited with a shutout.*



1-0 Games Involving the Sabres

Regular Season - Sabres 1-0 Games

Date	Opponent	Goal Scorer	Winning Goalie	Sabres Record
12-6-70	**vs. Minnesota**	**Ron Anderson**	**Roger Crozier (BUF)**	**1-0**
1-20-72	**vs. Vancouver**	**Don Luce**	**Roger Crozier (BUF)**	**2-0**
11-12-72	**vs. Pittsburgh**	**Steve Atkinson**	**Roger Crozier (BUF)**	**3-0**
1-13-74	**vs. St. Louis**	**Gilbert Perreault**	**Dave Dryden (BUF)**	**4-0**
10-19-78	**vs. Toronto**	**Craig Ramsay**	**Don Edwards (BUF)**	**5-0**
3-27-86	**at Philadelphia**	**Gilbert Perreault**	**Jacques Cloutier (BUF)**	**6-0**
2-3-90	at Montreal	Stephane Richer	Patrick Roy (MTL)	6-1
2-4-90	vs. NY Islanders	Derek King	Glenn Healy (NYI)	6-2
4-8-94	**vs. Montreal**	**Donald Audette**	**Dominik Hasek (BUF)**	**7-2**
2-2-95	**at Washington**	**Dale Hawerchuk**	**Dominik Hasek (BUF)**	**8-2**
1-17-96	vs. Pittsburgh	Jaromir Jagr	Tom Barrasso (PIT)	8-3
1-26-96	at Washington	Joe Juneau	Jim Carey (WSH)	8-4
4-12-97	at Ottawa	Steve Duchesne	Ron Tugnutt (OTT)	8-5
12-19-97	**vs. Montreal**	**Donald Audette**	**D. Hasek (BUF)**	**9-5**
3-2-98	**at NY Rangers**	**Alexei Zhitnik**	**D. Hasek (BUF)**	**10-5**
3-27-98	**at Edmonton**	**Miroslav Satan**	**D. Hasek (BUF)**	**11-5**
4-5-98	vs. Ottawa	Daniel Alfredsson	Damian Rhodes (OTT)	11-6
10-23-98	vs. Washington	Jaroslav Svejkovsky	Olaf Kolzig (WSH)	11-7
1-11-99	at Phoenix	Dallas Drake	Nikolai Khabibulin (PHX)	11-8
1-28-00	**vs. Ottawa**	**James Patrick**	**Martin Biron (BUF)**	**12-8**
1-29-00	at Boston	P.J. Axelsson	Byron Dafoe (BOS)	12-9
1-19-01	**vs. Florida**	**Denis Hamel**	**Dominik Hasek (BUF)**	**13-9**
2-22-01	**at New Jersey**	**Dave Andreychuk**	**Dominik Hasek (BUF)**	**14-9**
3-21-01	at Carolina	David Tanabe	Arturs Irbe (CAR)	14-10
12-31-02	vs. NY Islanders	Jason Blake	Chris Osgood (NYI)	14-11*
1-14-03	**at Minnesota**	**Denis Hamel**	**Ryan Miller (BUF)**	**15-11**
1-18-03	**at Phoenix**	**Curtis Brown**	**Martin Biron (BUF)**	**16-11**
1-15-04	vs. Boston	Sergei Samsonov	Felix Potvin (BOS)	16-12
1-30-08	**at Florida**	**Thomas Vanek**	**Ryan Miller (BUF)**	**17-12**
2-13-08	**vs. Toronto**	**Paul Gaustad**	**Ryan Miller (BUF)**	**18-12**
10-10-09	**at Nashville**	**Mike Grier**	**Ryan Miller (BUF)**	**19-12**
1-3-10	**at Montreal**	**Tim Connolly**	**Ryan Miller (BUF)**	**20-12**
10-13-10	vs. New Jersey	Ilya Kovalchuk	Martin Brodeur (NJD)	20-13
11-24-10	vs. Pittsburgh	Pascal Dupuis	Marc-Andre Fleury (PIT.)	20-14
12-4-10	**at Ottawa**	**Thomas Vanek**	**Ryan Miller (BUF)**	**21-14****
3-15-11	vs. Carolina	Brandon Sutter	Cam Ward (CAR)	21-15
3-30-11	**vs. NY Rangers**	**Tim Connolly**	**Jhonas Enroth (BUF)**	**22-15**
11-18-11	**at Carolina**	**Jason Pominville**	**Jhonas Enroth (BUF)**	**23-15**
2-1-12	vs. NY Rangers	Ryan Callahan	Henrik Lundqvist (NYR)	23-16**
3-1-12	**at San Jose**	**Drew Stafford**	**Ryan Miller (BUF)**	**24-16**
4-13-13	**vs. Philadelphia**	**Christian Ehrhoff**	**Jhonas Enroth (BUF)**	**25-16**

Playoffs - Sabres 1-0 Games

Date	Opponent	Goal Scorer	Winning Goalie	Sabres Record
4-6-83	**at Montreal**	**Brent Peterson**	**Bob Sauve (BUF)**	**1-0**
4-27-94	**vs. New Jersey**	**Dave Hannan**	**Dominik Hasek (BUF)**	**2-0***
4-23-97	at Ottawa	Daniel Alfredsson	Ron Tugnutt (OTT)	2-1*
4-14-11	**at Philadelphia**	**Patrick Kaleta**	**Ryan Miller (BUF)**	**3-1**
4-20-11	**vs. Philadelphia**	**Jason Pominville**	**Ryan Miller (BUF)**	**4-1**

** - overtime decision ** - shootout decision*



Empty Net Goals

Empty Net Goals | Current Sabres only

By Sabres	2012-13	2011-12	2010-11	2009-10	2008-09	2007-08	2006-07	2005-06
Christian Ehrhoff	-	1	-	-	-	-	-	-
Tyler Ennis	-	1	-	-	-	-	-	-
Cody Hodgson	-	1	-	-	-	-	-	-
Patrick Kaleta	-	1	-	-	-	-	-	-
Thomas Vanek	2	-	1	1	1	1	3	1
Mike Weber	-	-	1	-	-	-	-	-
Sabres Total	**3**	**4**	**6**	**3**	**3**	**8**	**9**	**11**
Opponents Total	**4**	**9**	**11**	**7**	**8**	**8**	**3**	**5**

2012-13 ENG by Opponents: Milan Lucic (BOS), Jeff Skinner (CAR), Eric Staal (CAR), Blake Wheeler (WPG)

2011-12 ENG by Opponents: David Backes (STL), Erik Condra (OTT), Pavel Datsyuk (DET), Michael Grabner (NYI), Victor Hedman (TBL), Ilya Kovalchuk (NJD), Jordan Staal (PIT), Brett Sutter (CAR), Radim Vrbata (PHX)

2010-11 ENG by Opponents: Daniel Alfredsson (OTT), Matt Cooke (PIT), Brandon Dubinsky (NYR), Michael Grabner (NYI), Scott Hartnell (PHI), Milan Lucic (BOS), Andreas Nodl (PHI), Alexander Semin (WSH), Vladimir Sobotka (STL), Martin St. Louis (TBL), Kimmo Timonen (PHI)

2009-10 ENG by Opponents: Daniel Alfredsson (OTT) (2), Daniel Carcillo (PHI), Rostislav Olesz (FLA), Jed Ortmeyer (SJ), Boyd Gordon (WSH), Fredrik Sjostrom (TOR)

2008-09 ENG by Opponents: Ryan Callahan (NYR), Jeff Carter (PHI), Nicklas Lidstrom (DET), Boyd Gordon (WSH), Darrell Powe (PHI), Mike Richards (PHI), Jordan Staal (PIT), Mark Streit (NYI)

2007-08 ENG by Opponents: Colby Armstrong (PIT), Dany Heatley (OTT), Chris Higgins (MTL), Ilya Kovalchuk (ATL), Evgeni Malkin (PIT), Bryan Smolinski (MTL), Antoine Vermette (OTT), Nikolay Zherdev (CBJ)

2006-07 ENG by Opponents: John Erskine (WSH), Dominic Moore (PIT), Chris Phillips (OTT)

2005-06 ENG by Opponents: Shean Donovan (CGY), Chris Kelly (OTT), Brad Larsen (ATL), Jarkko Ruutu (VAN), Justin Williams (CAR)

Note: Buffalo totals include only goals scored as a member of the Sabres.



Sabres Penalty Shots

Date	Opponent	Goal Scorer
Nov. 5, 1970 vs. Vancouver	Paul Andrea vs. Dunc Wilson	unsuccessful
Dec. 20, 1973 vs. Montreal	John Gould vs. Michel Plasse	unsuccessful
Jan. 31, 1974 at Philadelphia	**Rick Martin vs. Bernie Parent**	**goal**
Jan. 25, 1975 at Montreal	Rick Martin vs. Michel Larocque	unsuccessful
Feb. 2, 1975 vs. Kansas City	Don Luce vs. Denis Herron	unsuccessful
Oct. 19, 1975 vs. Washington	Don Luce vs. Ron Low	unsuccessful
Feb. 4, 1976 at Los Angeles	Gilbert Perreault vs. Rogie Vachon	unsuccessful
Feb. 22, 1976 vs. Montreal	Rene Robert vs. Ken Dryden	unsuccessful
April 1, 1978 at Toronto	Gilbert Perreault vs. Mike Palmateer	unsuccessful
Dec. 19, 1982 vs. Quebec	Brent Peterson vs. Dan Bouchard	unsuccessful
Nov. 25, 1983 vs. Chicago	**Gilbert Perreault vs. Murray Bannerman**	**goal**
Jan. 13, 1984 vs. Edmonton	Brent Peterson vs. Grant Fuhr	unsuccessful
Jan. 14, 1984 at Detroit	Brent Peterson vs. Greg Stefan	unsuccessful
Oct. 31, 1984 vs. Philadelphia	**John Tucker vs. Pelle Lindbergh**	**goal**
Dec. 26, 1984 vs. Toronto	John Tucker vs. Rick St. Croix	unsuccessful
Nov. 22, 1986 at Quebec	Dave Andreychuk vs. Clint Malarchuk	unsuccessful
Nov. 15, 1987 vs. Toronto	Christian Ruuttu vs. Ken Wregget	unsuccessful
April 9, 1988 vs. Boston*	**John Tucker vs. Andy Moog**	**goal**
Feb. 19, 1989 vs. Detroit	Mike Foligno vs. Glen Hanlon	unsuccessful
Oct. 17, 1990 vs. Montreal	**Pierre Turgeon vs. Patrick Roy**	**goal**
Oct. 12, 1991 at Quebec	Dave McLlwain vs. Ron Tugnutt	unsuccessful
Jan. 10, 1992 vs. Edmonton	Alexander Mogilny vs. Bill Ranford	unsuccessful
Feb. 7, 1992 vs. Minnesota	Dave Andreychuk vs. Darcy Wakaluk	unsuccessful
Nov. 11, 1992 vs. Boston	**Brad May vs. Andy Moog**	**goal**
Nov. 29, 1992 at Ottawa	**Pat LaFontaine vs. Peter Sidorkiewicz**	**goal**
Dec. 17, 1993 vs. Los Angeles	Alexander Mogilny vs. Robb Stauber	unsuccessful
Jan. 11, 1994 at Chicago	**Randy Wood vs. Jeff Hackett**	**goal**
Feb. 10, 1994 at Boston	Wayne Presley vs. Vincent Riendeau	unsuccessful
Oct. 22, 1995 vs. St. Louis	Dave Hannan vs. Grant Fuhr	unsuccessful
Feb. 3, 1996 at Boston	Randy Burridge vs. Bill Ranford	unsuccessful
Nov. 21, 1996 vs. Toronto	Donald Audette vs. Felix Potvin	unsuccessful
April 11, 1998 at Ottawa	**Dixon Ward vs. Damian Rhodes**	**goal**
Oct. 9, 1999 at Atlanta	**Miroslav Satan vs. Damien Rhodes**	**goal**
Dec. 28, 1999 vs. Detroit	Miroslav Satan vs. Ken Wregget	unsuccessful
March 4, 2000 at NY Islanders	Miroslav Satan vs. Kevin Weekes	unsuccessful
Nov. 3, 2001 at Ottawa	Miroslav Satan vs. Patrick Lalime	unsuccessful
Nov. 19, 2001 at Atlanta	**Tim Connolly vs. Milan Hnilicka**	**goal**
Feb. 15, 2003 vs. NY Rangers	**Miroslav Satan vs. Mike Dunham**	**goal**
Dec. 8, 2005 vs. Anaheim	**Thomas Vanek vs. J-S Giguere**	**goal**
Mar. 12, 2006 vs. Boston	**Maxim Afinogenov vs. Andrew Raycroft**	**goal**
Mar. 25, 2006 at Montreal	J-P Dumont vs. David Aebischer	unsuccessful
Apr. 28, 2006 at Philadelphia*	Derek Roy vs. Robert Esche	unsuccessful
Nov. 10, 2006 vs. Florida	Thomas Vanek vs. Alexander Auld	unsuccessful
Dec. 28, 2006 vs. Carolina	**Ales Kotalik vs. John Grahame**	**goal**

All-Time Penalty Shot Records

Sabres Penalty Shots

Date	Opponent	Goal Scorer
Jan. 26, 2007 at Columbus	Daniel Paille vs. Fredrik Norrena	unsuccessful
Feb. 24, 2007 at Ottawa	Thomas Vanek vs. Ray Emery	unsuccessful
Dec. 1, 2007 vs. Carolina	Drew Stafford vs. John Grahame	unsuccessful
Apr. 9, 2009 at Carolina	**Derek Roy vs. Michael Leighton**	**goal**
Oct. 16, 2009 vs. NY Islanders	**Clarke MacArthur vs. Dwayne Roloson**	**goal**
Dec. 29, 2009 vs. Pittsburgh	**Drew Stafford vs. Marc-Andre Fleury**	**goal**
Apr. 10, 2010 at Ottawa	**Thomas Vanek vs. Pascal Leclaire**	**goal**
Jan. 14, 2012 at NY Islanders	Thomas Vanek vs. Evgeni Nabokov	unsuccessful
Feb. 19, 2012 vs. Pittsburgh	Patrick Kaleta vs. Marc-Andre Fleury	unsuccessful

Shots For: 53 **Goals: 19** **Unsuccessful: 34**

** - Indicates a playoff game.*



Opponent Penalty Shots

Date	Opponent	Goal Scorer
Oct. 20, 1971 at Toronto	Paul Henderson vs. Roger Crozier	unsuccessful
Nov. 12, 1972 vs. Pittsburgh	Lowell McDonald vs. Roger Crozier	unsuccessful
March 9, 1973 at Vancouver	Andre Boudrias vs. Roger Crozier	goal
Nov. 13, 1974 at Montreal	Steve Shutt vs. Gary Bromley	unsuccessful
Dec. 5, 1974 vs. Washington	Tommy Williams vs. Gary Bromley	unsuccessful
Jan. 23, 1975 vs. Detroit	Pierre Jarry vs. Roger Crozier	unsuccessful
Feb. 22, 1981 vs. Montreal	Steve Shutt vs. Don Edwards	unsuccessful
Dec. 17, 1981 at Philadelphia	Behn Wilson vs. Don Edwards	goal
March 29, 1983 at Hartford	Blaine Stoughton vs. Bob Sauve	goal
March 9, 1984 vs. Los Angeles	Marcel Dionne vs. Tom Barrasso	goal
Jan. 5, 1985 at N.Y. Islanders	Bryan Trottier vs. Tom Barrasso	unsuccessful
Jan. 24, 1991 at Chicago	Dave Manson vs. Darcy Wakaluk	unsuccessful
Jan. 29, 1992 at Detroit	Steve Yzerman vs. Daren Puppa	goal
March 3, 1992 at Quebec	Mats Sundin vs. Tom Draper	goal
March 8, 1992 vs. NY Islanders	Marty McInnis vs. Tom Draper	unsuccessful
March 17, 1992 at Minnesota	Ulf Dahlen vs. Daren Puppa	unsuccessful
March 10, 1993 at Quebec	Alexei Gusarov vs. Grant Fuhr	goal
March 8, 1995 at Montreal	Mark Recchi vs. Dominik Hasek	unsuccessful
March 23, 1996 at Pittsburgh	Mario Lemieux vs. Dominik Hasek	unsuccessful
Feb. 27, 1997 at New Jersey	John MacLean vs. Dominik Hasek	goal
March 8, 1997 at Montreal	Vincent Damphousse vs. Dominik Hasek	unsuccessful
April 10, 1997 at Boston	Jason Allison vs. Dominik Hasek	unsuccessful
May 11, 1997 vs. Philadelphia*	Eric Lindros vs. Steve Shields	goal
Oct. 7, 1997 vs. Dallas	Jere Lehtinen vs. Dominik Hasek	goal
May 29, 1999 at Toronto*	Mats Sundin vs. Dominik Hasek	goal
Jan. 6, 2000 vs. New Jersey	Petr Sykora vs. Dwayne Roloson	goal
Jan. 8, 2000 at Ottawa	Daniel Alfredsson vs. Martin Biron	unsuccessful
March 4, 2000 at NY Islanders	Olli Jokinen vs. Dominik Hasek	goal
April 16, 2000 vs. Philadelphia*	Eric Desjardins vs. Dominik Hasek	unsuccessful
Nov. 3, 2002 vs. Montreal	Dainius Zubrus vs. Dominik Hasek	unsuccessful
Feb. 1, 2001 at Tampa Bay	Mike Johnson vs. Martin Biron	unsuccessful
April 11, 2001 at Philadelphia*	Mark Recchi vs. Dominik Hasek	unsuccessful
May 2, 2001 at Pittsburgh*	Martin Straka vs. Dominik Hasek	unsuccessful
Dec. 13, 2002 vs. Chicago	Alexei Zhamnov vs. Martin Biron	goal
Nov. 5, 2003 vs. Atlanta	Patrik Stefan vs. Martin Biron	goal
Nov. 9, 2005 vs. Carolina	Erik Cole vs. Martin Biron	unsuccessful
Nov. 9, 2005 vs. Carolina	Erik Cole vs. Martin Biron	goal
Dec. 5, 2005 at Colorado	Marek Svatos vs. Martin Biron	goal
March 25, 2006 at Boston	Travis Green vs. Ryan Miller	unsuccessful
Oct. 17, 2006 vs. Philadelphia	Mike Richards vs. Ryan Miller	unsuccessful
Dec. 16, 2006 vs. Ottawa	Jason Spezza vs. Ryan Miller	unsuccessful
March 9, 2007 vs. Minnesota	Marian Gaborik vs. Ryan Miller	unsuccessful
Oct. 19, 2007 vs. Columbus	Rick Nash vs. Ryan Miller	unsuccessful
Dec. 28, 2007 at New Jersey	Arron Asham vs. Ryan Miller	unsuccessful



Opponent Penalty Shots

Date	Opponent	Goal Scorer
Feb. 27, 2008 vs. Nashville	Scott Nichol vs. Ryan Miller	unsuccessful
Jan. 1, 2009 at Toronto	Niklas Hagman vs. Ryan Miller	unsuccessful
Jan. 19, 2009 at Florida	David Booth vs. Ryan Miller	goal
Mar. 20, 2009 vs. Philadelphia	Mike Richards vs. Patrick Lalime	unsuccessful
Mar. 21, 2009 at NY Rangers	Lauri Korpikoski vs. Patrick Lalime	unsuccessful
Oct. 13, 2009 vs. Detroit	Valteri Filppula vs. Ryan Miller	unsuccessful
Oct. 31, 2009 at NY Islanders	Doug Weight vs. Patrick Lalime	unsuccessful
Mar. 29, 2010 at Boston	Marco Sturm vs. Ryan Miller	unsuccessful
Dec. 18, 2010 at Tampa Bay	Vincent Lecavalier vs. Ryan Miller	unsuccessful
Mar. 19, 2011 vs. Atlanta	Evander Kane vs. Ryan Miller	unsuccessful
Nov. 26, 2011 vs. Washington	Jason Chimera vs. Jhonas Enroth	goal
Dec. 16, 2011 vs. Toronto	Nikolai Kulemin vs. Ryan Miller	goal
Feb. 9, 2013 at NY Islanders	John Tavares vs. Ryan Miller	unsuccessful
Apr. 22, 2013 vs. Winnipeg	Evander Kane vs. Jhonas Enroth	unsuccessful

Shots For: 58 **Goals: 20** **Unsuccessful: 38**

** - Indicates a playoff game.*



2003 to 2012 | Goals, Assists & Points

YEAR	GOALS	ASSISTS	POINTS
1970-71	Perreault (38)	Goyette (46)	Perreault (72)
1971-72	Martin (44)	Perreault (48)	Martin & Perreault (74)
1972-73	Robert (40)	Perreault (60)	Perreault (88)
1973-74	Martin (52)	Robert (44)	Martin (86)
1974-75	Martin (52)	Robert (60)	Robert (100)
1975-76	Gare (50)	Perreault (69)	Perreault (113)
1976-77	Perreault (39)	Perreault (56)	Perreault (95)
1977-78	Perreault (41)	Perreault & Robert (48)	Perreault (89)
1978-79	Martin (32)	Perreault (58)	Perreault (85)
1979-80	Gare (56)	Perreault (66)	Perreault (106)
1980-81	Gare (46)	Van Boxmeer (51)	Gare (85)
1981-82	Perreault (31)	Van Boxmeer (54)	Perreault (73)
1982-83	McKegney (36)	Housley (47)	Perreault (76)
1983-84	Andreychuk (38)	Perreault (59)	Perreault (90)
1984-85	Andreychuk (31)	Perreault & Housley (53)	Perreault (83)
1985-86	Foligno (41)	Andreychuk (51)	Andreychuk (87)
1986-87	Foligno (30)	Andreychuk (48)	Andreychuk (73)
1987-88	Sheppard (38)	Andreychuk (48)	Andreychuk (78)
1988-89	Turgeon (34)	Turgeon (54)	Turgeon (88)
1989-90	Andreychuk & Turgeon (40)	Turgeon (66)	Turgeon (106)
1990-91	Andreychuk (36)	Hawerchuk (58)	Hawerchuk (89)
1991-92	LaFontaine (46)	Hawerchuk (75)	Hawerchuk (98)
1992-93	Mogilny (76)	LaFontaine (95)	LaFontaine (148)
1993-94	Hawerchuk (35)	Hawerchuk (51)	Hawerchuk (86)
1994-95	Audette (24)	Mogilny (28)	Mogilny (47)
1995-96	LaFontaine (40)	LaFontaine (51)	LaFontaine (91)
1996-97	Audette (28)	Galley (34)	Plante (53)
1997-98	Audette (24)	Zhitnik (30)	Satan (46)
1998-99	Satan (40)	Woolley (33)	Satan (66)
1999-00	Satan (33)	Gilmour (48)	Gilmour (73)
2000-01	Audette (34)	Audette (45)	Audette (79)
2001-02	Satan (37)	Satan (36)	Satan (73)
2002-03	Satan (26)	Satan (49)	Satan (75)
2003-04	Satan (29)	Briere & Hecht (37)	Briere (65)
2005-06	Drury (30)	Afinogenov (51)	Afinogenov (73)
2006-07	Vanek (43)	Briere (63)	Briere (95)
2007-08	Vanek (36)	Pominville (53)	Roy (81)
2008-09	Vanek (40)	Pominville (46)	Roy (70)
2009-10	Vanek (28)	Connolly (48)	Roy (69)
2010-11	Vanek (32)	Vanek (41)	Vanek (73)
2011-12	Pominville (30)	Pominville (43)	Pominville (73)
2012-13	Vanek (20)	Vanek & Ennis (21)	Vanek (41)



2003 to 2012 | Penalty Minutes, Plus/Minus, GAA

YEAR	PENALTY MINUTES	PLUS/MINUS	GOALS AGAINST AVG.
1970-71	Pratt (179)	Atkinson (+1)	Crozier (3.68)
1971-72	Hamilton (105)	Ramsay (+5)	Crozier (3.51)
1972-73	Schoenfeld (178)	Robert (+16)	Dryden (2.65)
1973-74	Carriere (103)	Ramsay (+17)	Dryden (2.97)
1974-75	Korab & Schoenfeld (184)	Luce (+61)	Bromley (3.10)
1975-76	Gare (129)	Guevremont (+47)	Desjardins (2.95)
1976-77	Korab (120)	Hajt (+39)	Edwards (2.51)
1977-78	Korab (119)	Hajt (+36)	Edwards (2.64)
1978-79	Korab (104)	Ramsay (+21)	Edwards (3.02)
1979-80	Playfair (145)	Schoenfeld (+60)	Sauve (2.36)
1980-81	Playfair (169)	Ramsay (+39)	Edwards (2.96)
1981-82	Playfair (258)	Van Boxmeer (+23)	Edwards (3.51)
1982-83	Playfair (180)	Ramsey (+20)	Sauve (3.45)
1983-84	Playfair (209)	Foligno (+32)	Barrasso (2.84)
1984-85	Playfair (157)	Hajt (+32)	Barrasso (2.66)
1985-86	Foligno (168)	Foligno (+25)	Barrasso (3.61)
1986-87	Dykstra (179)	Foligno (+13)	Barrasso (3.65)
1987-88	Foligno (220)	Johansson (+12)	Barrasso (3.31)
1988-89	Hartman (316)	Ruuttu (+13)	Puppa (3.36)
1989-90	Hartman (211)	Ramsey (+21)	Puppa (2.89)
1990-91	Ray (350)	Four Players (+14)	Malarchuk (3.35)
1991-92	Ray (354)	LaFontaine (+10)	Draper (3.21)
1992-93	May (242)	Bodger (+14)	Hasek (3.15)
1993-94	Ray (274)	Muni (+28)	Hasek (1.95)
1994-95	Ray (173)	Khmylev (+8)	Hasek (2.11)
1995-96	Barnaby (335)	Wilson (+13)	Hasek (2.83)
1996-97	Ray (286)	Peca (+26)	Hasek (2.27)
1997-98	Barnaby (289)	Shannon (+26)	Hasek (2.09)
1998-99	Ray (261)	Shannon (+28)	Hasek (1.87)
1999-00	Ray (158)	Tsyplakov (+23)	Hasek (2.21)
2000-01	Ray (210)	Brown (+15)	Hasek (2.11)
2001-02	Ray (200)	McKee (+18)	Biron (2.22)
2002-03	Boulton (178)	Brown & Hecht (+4)	Noronen (2.42)
2003-04	Peters (151)	Hecht (+17)	Biron (2.52)
2005-06	Peters (100)	Kalinin (+14)	Miller (2.60)
2006-07	Mair (128)	Vanek (+47)	Miller (2.73)
2007-08	Peters (100)	Pominville (+16)	Miller (2.64)
2008-09	Gaustad (108)	Connolly (+12)	Miller (2.53)
2009-10	Rivet (100)	Hecht (+14)	Miller (2.22)
2010-11	McCormick (142)	Montador (+16)	Miller (2.59)
2011-12	Kaleta (116)	Ennis (+11)	Miller (2.55)
2012-13	Ott (93)	Ehrhoff, Hecht & Flynn (+6)	Enroth (2.60)



2003 to 2012 | Goaltenders Yearly Win/Loss Records

YEAR	GOALTENDER	W	L	T/OTL
1970-71	Roger Crozier	9	20	7
	Joe Daley	12	16	8
	Dave Dryden	3	3	0
1971-72	Roger Crozier	13	34	14
	Dave Dryden	3	9	5
1972-73	Roger Crozier	23	13	7
	Dave Dryden	14	13	7
	Rocky Farr	0	1	0
1973-74	Gary Bromley	3	5	3
	Roger Crozier	4	5	0
	Dave Dryden	23	20	8
	Rocky Farr	2	4	1
1974-75	Gary Bromley	26	11	11
	Roger Crozier	17	2	1
	Gerry Desjardins	6	2	1
	Rocky Farr	0	1	2
1975-76	Gary Bromley	0	1	0
	Roger Crozier	8	2	5
	Gerry Desjardins	29	15	11
	Al Smith	9	3	2
1976-77	Gerry Desjardins	31	12	6
	Don Edwards	16	7	2
	Bob Sauve	1	2	0
	Al Smith	0	3	0
1977-78	Gerry Desjardins	0	1	0
	Don Edwards	38	16	17
	Bob Sauve	6	2	0
1978-79	Don Edwards	26	18	9
	Randy Ireland	0	0	0
	Bob Sauve	10	10	7
1979-80	Don Edwards	27	9	12
	Bob Sauve	20	8	4
1980-81	Don Edwards	23	10	12
	Bob Sauve	16	10	9
1981-82	Jacques Cloutier	5	1	0
	Don Edwards	26	23	9
	Paul Harrison	2	1	1
	Bob Sauve	6	1	5
1982-83	Jacques Cloutier	10	7	6
	Phil Myre	3	2	0
	Bob Sauve	25	20	7
1983-84	Tom Barrasso	26	12	3
	Bob Sauve	22	13	4
1984-85	Tom Barrasso	25	18	10
	Jacques Cloutier	0	0	1
	Bob Sauve	13	10	3
1985-86	Tom Barrasso	29	24	5
	Jacques Cloutier	5	9	1
	Daren Puppa	0	2	1
1986-87	Tom Barrasso	17	23	2

YEAR	GOALTENDER	W	L	T/OTL
1986-87	Jacques Cloutier	11	19	5
	Daren Puppa	0	2	1
1987-88	Tom Barrasso	25	18	8
	Jacques Cloutier	4	8	2
	Daren Puppa	8	6	1
1988-89	Tom Barrasso	2	7	0
	Jacques Cloutier	15	14	0
	Clint Malarchuk	3	1	1
	Daren Puppa	17	10	6
	Darcy Wakaluk	1	3	0
1989-90	Clint Malarchuk	14	11	2
	Daren Puppa	31	16	6
1990-91	David Littman	0	0	0
	Clint Malarchuk	12	14	10
	Daren Puppa	15	11	6
	Darcy Wakaluk	4	5	3
1991-92	Tom Draper	10	9	5
	David Littman	0	1	0
	Clint Malarchuk	10	13	3
	Daren Puppa	11	14	4
1992-93	Tom Draper	5	6	0
	Grant Fuhr	11	15	2
	Dominik Hasek	11	10	4
	Daren Puppa	11	5	4
1993-94	Grant Fuhr	13	12	3
	Dominik Hasek	30	20	6
1994-95	Grant Fuhr	1	2	0
	Dominik Hasek	19	14	7
	Robb Stauber	2	3	0
1995-96	Martin Biron	0	2	0
	John Blue	2	2	0
	Dominik Hasek	22	30	6
	Steve Shields	1	0	0
	Andrei Trefilov	8	8	1
1996-97	Dominik Hasek	37	20	10
	Steve Shields	3	8	2
	Andrei Trefilov	0	2	0
1997-98	Dominik Hasek	33	23	13
	Steve Shields	3	6	4
1998-99	Martin Biron	1	2	1
	Dominik Hasek	30	18	14
	Dwayne Roloson	6	8	2
1999-00	Martin Biron	19	18	2
	Dominik Hasek	15	11	6
	Dwayne Roloson	1	7	3
2000-01	Dominik Hasek	37	24	4
	Martin Biron	7	7	1
	Mika Noronen	2	0	0
2001-02	Martin Biron	31	28	10
	Mika Noronen	4	3	1



2003 to 2012 | Goaltenders Yearly Win/Loss Records

YEAR	GOALTENDER	W	L	T/OTL
2001-02	Bob Essensa	0	5	0
2002-03	Martin Biron	17	28	6
	Ryan Miller	6	8	1
	Mika Noronen	4	9	3
2003-04	Martin Biron	26	18	5
	Mika Noronen	11	17	2
	Ryan Miller	0	3	0
2005-06	Ryan Miller	30	14	3
	Martin Biron	21	8	3
	Mika Noronen	1	2	0
2006-07	Ryan Miller	40	16	6
	Martin Biron	12	4	1
	Ty Conklin	1	2	0
2007-08	Ryan Miller	36	27	10
	Jocelyn Thibault	3	4	2
2008-09	Ryan Miller	34	18	6
	Patrick Lalime	5	13	3
	Mikael Tellqvist	2	1	0
2009-10	Ryan Miller	41	18	8
	Patrick Lalime	4	8	2
	Jhonas Enroth	0	1	0
2010-11	Ryan Miller	34	22	8
	Jhonas Enroth	9	2	2
	Patrick Lalime	0	5	0
2011-12	Ryan Miller	31	21	7
	Jhonas Enroth	8	11	4
	Drew MacIntyre	0	0	0
2012-13	Ryan Miller	17	17	5
	Jhonas Enroth	4	4	1



Sabres Career Leaders

Games Played

Games Played	Total
Gilbert Perreault	1,191
Craig Ramsay	1,070
Mike Ramsey	911
Rob Ray	889
Bill Hajt	854
Dave Andreychuk	837
Don Luce	766
Alexei Zhitnik	712
Rick Martin	681
Ric Seiling	664
Mike Foligno	664

Goals

Goals	Total
Gilbert Perreault	512
Rick Martin	382
Dave Andreychuk	368
Danny Gare	267
Craig Ramsay	252
Thomas Vanek	**250**
Mike Foligno	247
Miroslav Satan	224
Rene Robert	222
Don Luce	216

Assists

Assists	Total
Gilbert Perreault	814
Dave Andreychuk	436
Craig Ramsay	420
Phil Housley	380
Rene Robert	330
Rick Martin	313
Don Luce	310
Dale Hawerchuk	275
Jason Pominville	271
Derek Roy	266

Points

Points	Total
Gilbert Perreault	1,326
Dave Andreychuk	804
Rick Martin	695
Craig Ramsay	672
Phil Housley	558
Rene Robert	552
Don Luce	527
Mike Foligno	511
Danny Gare	500
Thomas Vanek	**488**

Power Play Goals

Power Play Goals	Total
Dave Andreychuk	161
Gilbert Perreault	128
Rick Martin	112
Thomas Vanek	**105**
Alexander Mogilny	78
Miroslav Satan	74
Danny Gare	66
Pat LaFontaine	66
Donald Audette	65
Mike Foligno	62

Shorthanded Goals

Shorthanded	Total
Craig Ramsay	27
Don Luce	25
Miroslav Satan	15
Michael Peca	14
Wayne Presley	11
Jason Pominville	10
Curtis Brown	9
Ric Seiling	9
Six Players Tied	*8*

Game-Winning Goals

Game Winning Goals	Total
Gilbert Perreault	81
Rick Martin	47
Mike Foligno	43
Thomas Vanek	**41**
Dave Andreychuk	38
Danny Gare	35
Miroslav Satan	33
Craig Ramsay	32
Rene Robert	32
Three Players Tied	*30*

Penalty Minutes

Penalty Minutes	Total
Rob Ray	3,189
Mike Foligno	1,450
Larry Playfair	1,392
Brad May	1,323
Matthew Barnaby	1,248
Lindy Ruff	1,126
Jim Schoenfeld	1,025
Mike Ramsey	924
Mike Hartman	890
Jerry Korab	870

Hat Tricks

Hat Tricks	Total
Rick Martin	21
Gilbert Perreault	18
Danny Gare	10
Alexander Mogilny	10
Dave Andreychuk	9
Thomas Vanek	**8**
Pat LaFontaine	6
Miroslav Satan	6
Drew Stafford	**6**
Two Players Tied	*5*



Sabres Career Leaders

Game-Tying Goals

Game-Tying Goals	Total
Danny Gare	21
Rick Martin	20
Gilbert Perreault	16
Craig Ramsay	15
Rene Robert	10
Don Luce	10
Mike Foligno	8
Dave Andreychuk	8
Gerry Meehan	7
Two Players Tied	6

Shots

Shots	Total
Gilbert Perreault	3,079
Rick Martin	2,519
Dave Andreychuk	2,342
Danny Gare	1,783
Don Luce	1,776
Rene Robert	1,754
Thomas Vanek	**1,635**
Craig Ramsay	1,614
Jason Pominville	1,606
Jochen Hecht	1,602

Goaltender Games

Goalie Games	Total
Ryan Miller	**500**
Dominik Hasek	491
Don Edwards	307
Martin Biron	300
Tom Barrasso	266
Bob Sauve	246
Daren Puppa	215
Roger Crozier	202
Jacques Cloutier	144
Dave Dryden	120

Goaltender Wins

Goalie Wins	Total
Ryan Miller	**269**
Dominik Hasek	234
Don Edwards	156
Martin Biron	134
Tom Barrasso	124
Bob Sauve	119
Daren Puppa	96
Roger Crozier	74
Gerry Desjardins	66
Jacques Cloutier	50

Shutouts

Shutouts	Total
Dominik Hasek	55
Ryan Miller	**28**
Martin Biron	18
Don Edwards	14
Tom Barrasso	13
Roger Crozier	10
Bob Sauve	7
Gerry Desjardins	5
Dave Dryden	5
Daren Puppa	5

Goaltender Minutes

Goalie Minutes	Total
Ryan Miller	**29,277**
Dominik Hasek	28,664
Don Edwards	17,969
Martin Biron	16,773
Tom Barrasso	15,426
Bob Sauve	14,063
Daren Puppa	11,759
Roger Crozier	10,980
Jacques Cloutier	7,438
Gerry Desjardins	6,802



Sabres Single-Season Leaders

Most Goals in a Season

76	Alexander Mogilny (1992-93)
56	Danny Gare (1979-80)
53	Pat LaFontaine (1992-93)
52	Rick Martin (1973-74)
52	Rick Martin (1974-75)
50	Danny Gare (1975-76)
49	Rick Martin (1975-76)
46	Pat LaFontaine (1991-92)
46	Danny Gare (1980-81)
45	Rick Martin (1979-80)

Most Assists in a Season

95	Pat LaFontaine (1992-93)
80	Dale Hawerchuk (1992-93)
75	Dale Hawerchuk (1991-92)
69	Gilbert Perreault (1975-76)
66	Gilbert Perreault (1979-80)
66	Pierre Turgeon (1989-90)
63	Daniel Briere (2006-07)
60	Rene Robert (1974-75)
60	Phil Housley (1989-90)
60	Gilbert Perreault (1972-73)

Most Points in a Season

148	Pat LaFontaine (1992-93)
127	Alexander Mogilny (1992-93)
113	Gilbert Perreault (1975-76)
106	Gilbert Perreault (1979-80)
106	Pierre Turgeon (1989-90)
100	Rene Robert (1974-75)
98	Dale Hawerchuk (1991-92)
96	Dale Hawerchuk (1992-93)
96	Gilbert Perreault (1974-75)
95	Daniel Briere (2006-07)
95	Rick Martin (1974-75)
95	Gilbert Perreault (1976-77)

Best Plus/Minus in a Season (40 GP)

+61	Don Luce (1974-75)
+60	Jim Schoenfeld (1979-80)
+51	Craig Ramsay (1974-75)
+49	Danny Gare (1979-80)
+47	Bill Hajt (1974-75)
+47	Jocelyn Guevremont (1975-76)
+47	**Thomas Vanek (2006-07)**
+44	Craig Ramsay (1975-76)
+41	Jerry Korab (1974-75)
+40	Danny Gare (1974-75)
+40	Jim Schoenfeld (1975-76)
+40	Tony McKegney (1979-80)
+40	John Van Boxmeer (1979-80)

Most Power Play Goals in a Season

28	Dave Andreychuk (1991-92)
27	Alexander Mogilny (1992-93)
23	Pat LaFontaine (1991-92)
21	Rick Martin (1974-75)
20	**Thomas Vanek (2008-09)**
20	Pat LaFontaine (1992-93)
20	Dave Andreychuk (1992-93)
19	**Thomas Vanek (2007-08)**
19	Pierre Turgeon (1988-89)
19	Rick Martin (1971-72)

Most Shorthanded Goals in a Season

8	Don Luce (1974-75)
7	Craig Ramsay (1974-75)
6	Michael Peca (1996-97)
5	Michael Peca (1997-98)
5	Wayne Presley (1994-95)
5	Wayne Presley (1993-94)
5	Craig Ramsay (1977-78)
4	Dave Snuggerud (1990-91)
4	Don Luce (1980-81)
4	Curtis Brown (2002-03)

Most Game-Winning Goals in a Season

11	Alexander Mogilny (1992-93)
11	Danny Gare (1979-80)
10	Pierre Turgeon (1989-90)
9	Derek Roy (2008-09)
9	**Thomas Vanek (2007-08)**
9	Chris Drury (2006-07)
9	Gilbert Perreault (1976-77)
8	Michael Peca (1998-99)
8	Gilbert Perreault (1974-75)
7	15 players tied

Most Game-Tying Goals in a Season

6	Danny Gare (1977-78)
4	Danny Gare (1978-79)
4	Danny Gare (1975-76)
4	Rick Martin (1971-72)
3	several players tied



Sabres Single Season Leaders

Most Shots in a Season

360	Alexander Mogilny (1992-93)
337	Dave Andreychuk (1991-92)
327	Rick Martin (1975-76)
320	Rick Martin (1973-74)
306	Pat LaFontaine (1992-93)
303	Danny Gare (1975-76)
301	Rick Martin (1974-75)
299	Rick Martin (1972-73)
274	Danny Gare (1974-75)
273	Rene Robert (1975-76)

Most Penalty Minutes in a Season

354	Rob Ray (1991-92)
350	Rob Ray (1990-91)
335	Matthew Barnaby (1995-96)
316	Mike Hartman (1988-89)
309	Brad May (1991-92)
305	Gord Donnelly (1991-92)
295	Brad May (1995-96)
289	Matthew Barnaby (1997-98)
287	Rob Ray (1995-96)
286	Rob Ray (1996-97)

Most Hat Tricks in a Season

7	Rick Martin (1975-76)
7	Alexander Mogilny (1992-93)
4	Pat LaFontaine (1991-92)
4	Rick Martin (1973-74)
4	Gilbert Perreault (1977-78)
4	**Drew Stafford (2010-11)**
4	**Thomas Vanek (2007-08)**
3	Dave Andreychuk (1987-88)
3	Danny Gare (1975-76)
3	Gilbert Perreault (1974-75)
3	Rene Robert (1976-77)
3	Eddie Shack (1970-71)

Best Shooting Percentage (50+ GP)

24.4	Peter McNab (1974-75)
24.2	Mikko Makela (1990-91)
23.1	Yvon Lambert (1981-82)
23.0	Craig Ramsay (1978-79)
22.9	Kevin Maguire (1988-89)
22.7	Pat LaFontaine (1991-92)
22.2	Gilbert Perreault (1979-80)
22.0	Ray Sheppard (1987-88)
21.8	Craig Ramsay (1980-81)
21.4	Gilbert Perreault (1977-78)
21.4	Ric Seiling (1980-81)

Most Games by a Goaltender

76	**Ryan Miller (2007-08)**
72	Martin Biron (2001-02)
72	Don Edwards (1977-78)
72	Dominik Hasek (1997-98)
69	**Ryan Miller (2009-10)**
67	Dominik Hasek (1996-97)
67	Dominik Hasek (2000-01)
66	**Ryan Miller (2010-11)**
64	Dominik Hasek (1998-99
63	Roger Crozier (1971-72)
63	**Ryan Miller (2006-07)**

Most Minutes by a Goaltender

4,474	**Ryan Miller (2007-08)**
4,220	Dominik Hasek (1997-98)
4,209	Don Edwards (1977-78)
4,085	Martin Biron (2001-02)
4,047	**Ryan Miller (2009-10)**
4,037	Dominik Hasek (1996-97)
3,904	Dominik Hasek (2000-01)
3,829	**Ryan Miller (2010-11)**
3,817	Dominik Hasek (1998-99)
3,693	**Ryan Miller (2006-07)**
3,654	Roger Crozier (1971-72)

Most Wins by a Goaltender

41	**Ryan Miller (2009-10)**
40	**Ryan Miller (2006-07)**
38	Don Edwards (1977-78)
37	Dominik Hasek (1996-97)
37	Dominik Hasek (2000-01)
36	**Ryan Miller (2007-08)**
34	**Ryan Miller (2008-09)**
34	**Ryan Miller (2010-11)**
33	Dominik Hasek (1997-98)
31	Martin Biron (2001-02)
31	Gerry Desjardins (1976-77)
31	Daren Puppa (1989-90)

Most Losses by a Goaltender

34	Roger Crozier (1971-72)
30	Dominik Hasek (1995-96)
28	Martin Biron (2002-03)
28	Martin Biron (2001-02)
27	**Ryan Miller (2007-08)**
24	Dominik Hasek (2000-01)
24	Tom Barrasso (1985-86)
23	Dominik Hasek (1997-98)
23	Don Edwards (1981-82)
23	Tom Barrasso (1986-87)



Sabres Single-Season Leaders

Best Save Percentage (25+ GP)

.937	Dominik Hasek (1998-99)
.932	Dominik Hasek (1997-98)
.930	Dominik Hasek (1996-97)
.930	Dominik Hasek (1994-95)
.930	Dominik Hasek (1993-94)
.929	**Ryan Miller (2009-10)**
.921	Dominik Hasek (2000-01)
.920	Martin Biron (2001-02)
.920	Dominik Hasek (1995-96)
.919	Dominik Hasek (1999-00)

Lowest Goals Against Avg. (25+ GP)

1.87	Dominik Hasek (1998-99)
1.95	Dominik Hasek (1993-94)
2.09	Dominik Hasek (1997-98)
2.11	Dominik Hasek (2000-01)
2.11	Dominik Hasek (1994-95)
2.21	Dominik Hasek (1999-00)
2.22	**Ryan Miller (2009-10)**
2.22	Martin Biron (2001-02)
2.27	Dominik Hasek (1996-97)
2.36	Bob Sauve (1979-80)

Most Shots Faced by a Goaltender

2,190	Roger Crozier (1971-72)
2,177	Dominik Hasek (1996-97)
2,149	Dominik Hasek (1997-98)
2,098	**Ryan Miller (2009-10)**
2,011	Dominik Hasek (1995-96)
1,970	Don Edwards (1977-78)
1,964	**Ryan Miller (2010-11)**
1,886	**Ryan Miller (2006-07)**
1,877	Dominik Hasek (1998-99)
1,788	**Ryan Miller (2011-12)**

Most Goals by a Defenseman

31	Phil Housley (1983-84)
29	Phil Housley (1987-88)
26	Phil Housley (1988-89)
21	Phil Housley (1986-87)
21	Phil Housley (1989-90)
19	Phil Housley (1982-83)
18	John Van Boxmeer (1980-81)
16	Phil Housley (1984-85)
15	Phil Housley (1985-86)
15	Alexei Zhitnik (1997-98)

Most Assists by a Defenseman

60	Phil Housley (1989-90)
54	John Van Boxmeer (1981-82)
53	Phil Housley (1984-85)
51	John Van Boxmeer (1980-81)
47	Phil Housley (1985-86)
47	Phil Housley (1982-83)
46	Phil Housley (1986-87)
46	Phil Housley (1983-84)
45	Doug Bodger (1992-93)
44	Garry Galley (1995-96)
44	Jerry Korab (1974-75)
44	Phil Housley (1988-89)

Most Points by a Defenseman

81	Phil Housley (1989-90)
77	Phil Housley (1983-84)
70	Phil Housley (1988-89)
69	Phil Housley (1984-85)
69	John Van Boxmeer (1980-81)
68	John Van Boxmeer (1981-82)
67	Phil Housley (1986-87)
66	Phil Housley (1987-88)
66	Phil Housley (1982-83)
62	Phil Housley (1985-86)

Most Goals by a Rookie

44	Rick Martin (1971-72)
38	Gilbert Perreault (1970-71)
38	Ray Sheppard (1987-88)
31	Donald Audette (1991-92)
31	Danny Gare (1974-75)
25	**Thomas Vanek (2005-06)**
22	Peter McNab (1974-75)
22	Christian Ruuttu (1986-87)
22	John Tucker (1984-85)
21	Ales Kotalik (2002-03)
21	Derek Plante (1993-94)

Most Assists by a Rookie

47	Phil Housley (1982-83)
43	Christian Ruuttu (1986-87)
38	Calle Johansson (1987-88)
37	**Tyler Myers (2009-10)**
36	J.F. Sauve (1981-82)
35	Derek Plante (1993-94)
34	Gilbert Perreault (1970-71)
31	Danny Gare (1974-75)
30	Benoit Hogue (1988-89)
30	Rick Martin (1971-72)

Sabres Single-Season Leaders

Most Points by a Rookie

74	Rick Martin (1971-72)
72	Gilbert Perreault (1970-71)
66	Phil Housley (1982-83)
65	Christian Ruuttu (1986-87)
65	Ray Sheppard (1987-88)
62	Danny Gare (1974-75)
56	Derek Plante (1993-94)
55	J.F. Sauve (1981-82)
49	**Tyler Ennis (2010-11)**
49	John Tucker (1984-85)

Most Penalty Minutes by a Rookie

309	Brad May (1991-92)
178	Jim Schoenfeld (1972-73)
168	Doug Barrie (1970-71)
162	Kevin Maguire (1987-88)
151	Andrew Peters (2003-04)
120	Benoit Hogue (1988-89)
115	Bob Halkidis (1985-86)
108	Steve Dykstra (1985-86)
106	Matthew Barnaby (1993-94)
104	Bob Boughner (1995-96)



Single-Game Team Records

Game Results

Greatest Margin

Winning	12	(14-2 win 12-21-75 vs. Washington)
Losing	9	(11-2 loss 11-7-70 at Montreal) (9-0 loss 3-13-71 at St. Louis) (9-0 loss 10-10-81 at Montreal) (9-0 loss 12-22-87 at Boston) (9-0 loss 11-5-88 at Calgary) (9-0 loss 12-6-88 at Hartford)

Tie Score

Highest	8-8	(1-15-92 at New Jersey)
Lowest	0-0	(11-9-72 vs. California) (10-31-79 at Chicago) (2-5-83 at Quebec) (10-15-86 vs. Montreal) (11-2-96 at Colorado) (12-23-96 at New Jersey) (10-27-98 at N.Y. Rangers) (12-8-99 vs. Ottawa) (1-13-00 at Boston)

Scoring

Most Goals

For	14	(14-4 win 3-19-81 vs. Toronto) (14-2 win 12-21-75 vs. Washington)
Against	11	(11-2 loss 11-7-70 at Montreal)
Combined	18	(14-4 win 3-19-81 vs. Toronto)

Most Goals in One Period

For	9	(3-19-81 vs. Toronto)
Allowed	7	(11-7-70 at Montreal)
Combined	12	(3-19-81, at Buffalo, 9 and Toronto, 3)

Most Buffalo Points

Game	40	(12-21-75 vs. Washington)
Period	23	(12-21-75 vs. Washington) (3-19-81 vs. Toronto)

Most Points in One Period

Combined	31	(3-19-81, at Buffalo, 23 and Toronto, 8)

Fastest Two Goals

For	:04	(Lee Fogolin and Don Luce, 10-17-74 vs. California)
Against	:07	(Larry DePalma and Dave Snuggerud, 11-5-92 at San Jose) (Marcel Dionne and Hartland Monahan, 1-11-78 vs. Los Angeles) (Jim Moxey and Wayne Merrick, 2-1-76 at California)
Combined	:04	(Marian Stastny/Que. and Dale McCourt/ Buf., 1-2-82 at Quebec)

Scoring

Fastest Two Goals by One Player

For	:05	(Nathan Gerbe, 1-21-11 vs. NY Islanders)
Against	:10	(Darryl Sittler, 2-19-72 at Toronto)

Fastest Three Goals by One Player

For	3:49	(Don Luce, 12-22-74 at Washington)
Against	4:55	(Rick Kehoe, 3-10-76 at Pittsburgh)

Fastest Goal from Opening Faceoff

For	:05	(Alexander Mogilny, 12-21-91 vs. Toronto)
Against	:09	(Yvon Cournoyer, 12-22-1973 at Montreal) (Jim Wiemer, 3-27-85 vs. N.Y. Rangers)

Fastest Buffalo Goals from Start of Period

One Goal	:05	(Alexander Mogilny, 12-21-91 vs. Toronto)
Two Goals	:31	(Rene Robert and Rick Martin, 1-10-74 at N.Y. Rangers)

Shots on Goal

Sabres Shots

Most	58	(2-2-75 vs. Kansas City)
Fewest	11	(12-3-81 at Boston)

Opponent Shots

Most	72	(12-10-70 at Boston)
Fewest	8	(3-21-76 vs. Kansas City)

Sabres and Opponents Shots Combined

Most	100	(12-10-70 vs. Boston)
Fewest	33	(10-15-83 vs. Boston)

Greatest Margin of Shots Favoring

Sabres	37	(3-3-82 vs. Hartford, 52-15)
Opp.	44	(12-10-70 vs. Boston, 72-28)

Sabres Shots in One Period

Most	26	(2-25-78 vs. Cleveland)
Fewest	0	(2-19-81 at Montreal) (1-16-99 at Ottawa) (10-7-11 vs. Anaheim)

Shots Allowed in One Period

Most	30	(12-10-70 at Boston)
Fewest	0	(3-21-76 vs. Kansas City)

Sabres and Opponents Shots Combined in One Period

Most	41	(2-2-75 vs. Kansas City)
Fewest	5	(3-14-72 vs. Minnesota) (12-23-72 vs. Los Angeles) (1-13-74 vs. St. Louis)

Most Shots in Overtime Period

Sabres	9	(2-1-00 vs. Anaheim)
Opp.	10	(2-16-96 vs. New Jersey)
Combined	12	(1-12-06 vs. Phoenix)

Penalty Minutes

Most Penalty Minutes

Sabres	188	(3-31-92 at Minnesota)
Opp.	172	(3-31-92 at Minnesota)
Combined	360	(3-31-92 at Minnesota)



Sabres Individual Records

Service

Most Seasons

Career	17	Gil Perreault (1970-71 to 1986-87)

Most Games Played Overall

Career	1,191	Gil Perreault (1970-71 to 1986-87)
Season	84	Pat LaFontaine (1992-93) Brad May (1993-94) Richard Smehlik (1993-94) Randy Wood (1993-94)

Most Consecutive Games Played

Career	776	Craig Ramsay (3-27-73 to 2-10-83)

Most Games Played by Left Wing

Career	1,070	Craig Ramsay (1971-72 to 1984-85)
Season	84	Brad May (1993-94) Randy Wood (1993-94)

Most Games Played by Center

Career	1,191	Gil Perreault (1970-71 to 1986-87)
Season	84	Pat LaFontaine (1992-93)

Most Games Played by Right Wing

Career	889	Rob Ray (1989-90-2002-03)
Season	82	Ales Kotalik (2005-06)

Most Games Played by Defenseman

Career	911	Mike Ramsey (1979-80 to 1992-93)
Season	84	Richard Smehlik (1993-94)

Goals

Most Goals Overall

Career	512	Gil Perreault (1970-71 to 1986-87)
Season	76	Alexander Mogilny (1992-93)
Game	5	Dave Andreychuk (2-6-86 at Boston)

Most Consecutive Goal-Scoring Games

Season	8	Alexander Mogilny (12-15-92 to 1-3-93) Mike Foligno (12-28-84 to 1-12-85) Miroslav Satan (12-19-98 to 1-2-99)

Most Goals by Left Wing

Career	382	Rick Martin (1971-72 to 1980-81)
Season	52	Rick Martin (1973-74; 1974-75)
Game	5	Dave Andreychuk (2-6-86 at Boston)

Most Goals by Center

Career	512	Gil Perreault (1970-71 to 1986-87)
Season	53	Pat LaFontaine (1992-93)
Game	3	Many times, last Derek Roy (3-9-06 vs. Lightning)

Goals

Most Goals by Right Wing

Career	267	Danny Gare (1974-75 to 1981-82)
Season	76	Alexander Mogilny (1992-93)
Game	4	Alexander Mogilny (2-10-93 at Winnipeg; 2-24-93 vs. Detroit) Miroslav Satan (2-16-04 vs. Atlanta)

Most Goals by Defenseman

Career	156	Phil Housley (1982-83 to 1989-90)
Season	29	Phil Housley (1987-88)
Game	3	Jerry Korab (11-19-78 vs. Minnesota) Jim Schoenfeld (3-13-81 at Winnipeg) John Van Boxmeer (11-7-81 at N.Y. Islanders) Phil Housley (1-23-83 vs. Winnipeg; 1-22-88 vs. New Jersey) Hannu Virta (3-19-83 at Montreal)

Most Hat Tricks

Career	21	Rick Martin (1971-72 to 1980-81)
Season	7	Rick Martin (1975-76) Alexander Mogilny (1992-93)

Most 4-or-More Goal Games

Career	4	Rick Martin (1971-72 to 1980-81)
Season	2	Alexander Mogilny (1992-93)

Most Game-Winning Goals

Career	81	Gil Perreault (1970-71 to 1986-87)
Season	11	Danny Gare (1979-80) Alexander Mogilny (1992-93)

20-GOAL SEASON

Most 20-Goal Seasons

Career	15	Gil Perreault (1970-71 to 1972-73; 1974-75 to 1985-86)

Most Consecutive 20-Goal Seasons

Career	12	Gil Perreault (1974-75 to 1985-86)

30-GOAL SEASON

Most 30-Goal Seasons

Career	10	Gil Perreault (1970-71; 1974-75 to 1977-78; 1979-80; 1981-82 to 1984-85)

Most Consecutive 30-Goal Seasons

Career	6	Rick Martin (1971-72 to 1976-77)

40-GOAL SEASON

Most 40-Goal Seasons

Career	5	Rick Martin (1971-72; 1973-74 to 1975-76; 1979-80)



Goals

Most Consecutive 40-Goal Seasons

Career	3	Rick Martin (1973-74 to 1975-76)

50-GOAL SEASON

Most 50-Goal Seasons

Career	2	Danny Gare (1975-76; 1979-80) Rick Martin (1973-74 to 1974-75)

Most Consecutive 50-Goal Seasons

Career	2	Rick Martin (1973-74 to 1974-75)

Assists

Most Assists Overall

Career	814	Gil Perreault (1970-71 to 1986-87)
Season	95	Pat LaFontaine (1992-93)
Game	5	Gil Perreault (2-1-76 at California; 3-9-80 vs. St. Louis; 1-4-84 vs. Winnipeg) Dale Hawerchuk (1-15-92 at New Jersey) Pat LaFontaine (3-19-92 at Los Angeles; 12-31-92 vs. N.Y. Rangers; 2-10-93 at Winnipeg)

Most Consecutive Assists-Scoring Games

Season	11	Gil Perreault (12-23-84 to 1-13-85)

Most Assists by Left Wing

Career	436	Dave Andreychuk (1982-83 to 1992-93; 2000-01)
Season	51	Dave Andreychuk (1985-86)
Game	5	Dale Hawerchuk (1-15-92 at New Jersey)

Most Assists by Center

Career	814	Gil Perreault (1970-71 to 1986-87)
Season	95	Pat LaFontaine (1992-93)
Game	5	Gil Perreault (2-1-76 at California; 3-9-80 vs. St. Louis; 1-4-84 vs. Winnipeg) Pat LaFontaine (3-19-92 at Los Angeles; 12-31-92 vs. N.Y. Rangers; 2-10-93 at Winnipeg)

Most Assists by Right Wing

Career	330	Rene Robert (1971-72 to 1978-79)
Season	60	Rene Robert (1974-75)
Game	4	Several times, last Alexander Mogilny (3-30-95 vs. Ottawa)

Most Assists by Defenseman

Career	334	Phil Housley (1982-83 to 1989-90)
Season	60	Phil Housley (1989-90)
Game	4	Bill Hajt (11-13-76 vs. N.Y. Rangers) Phil Housley (12-23-89 at Quebec)

Assists

POINTS

Most Points Overall

Career	1,326	Gil Perreault (1970-71 to 1986-87)
Season	148	Pat LaFontaine (1992-93)
Game	7	Gil Perreault (2-1-76 at California)

Most Point-Scoring Games in Succession

Season	18	Gil Perreault (10-24-71 to 12-4-71)

Most Points by Left Wing

Career	804	Dave Andreychuk (1982-83 to 1992-93; 2000-01)
Season	95	Rick Martin (1974-75)
Game	6	Dave Andreychuk (2-6-86 at Boston)

Most Points by Center

Career	1,326	Gil Perreault (1970-71 to 1986-87)
Season	148	LaFontaine (1992-93)
Game	7	Gil Perreault (2-1-76 at California)

Most Points by Right Wing

Career	552	Rene Robert (1971-72 to 1978-79)
Season	127	Alexander Mogilny (1992-93)
Game	6	Jim Lorentz (12-6-73 vs. N.Y. Rangers)

Most Points by Defenseman

Career	490	Phil Housley (1982-83 to 1989-90)
Season	81	Phil Housley (1989-90)
Game	5	John Van Boxmeer (11-7-81 at N.Y. Islanders) Phil Housley (12-23-89 at Quebec)

Penalty Minutes

Most Penalty Minutes Overall

Career	3,097	Rob Ray (1989-90 to 2001-02)
Season	354	Rob Ray (1991-92)
Game	39	Reg Fleming (10-18-70 vs. Pittsburgh)

Most Penalty Minutes by Left Wing

Career	1,746	Rob Ray (1989-90 to 1995-96)
Season	354	Rob Ray (1991-92)

Most Penalty Minutes by Center

Career	500	Gil Perreault (1970-71 to 1986-87)
Season	120	Benoit Hogue (1988-89)

Most Penalty Minutes by Right Wing

Career	1,450	Mike Foligno (1981-82 to 1990-91)
Season	335	Matthew Barnaby (1995-96)

Most Penalty Minutes by Defenseman

Career	1,390	Larry Playfair (1978-79 to 1985-86; 1988-89 to 1989-90)
Season	258	Larry Playfair (1981-82)



Sabres Individual Records

Shots on Goal

Most Shots on Goal Overall

Career	2,837	Gil Perreault (1970-71 to 1986-87)
Season	360	Alexander Mogilny (1992-93)
Game	12	Rene Robert (4-1-76 vs. Boston)
		Jim Schoenfeld (12-10-78 vs. Toronto)
		Mike Foligno (3-3-82 vs. Hartford)
		Ken Priestlay (3-4-88 vs. N.Y. Rangers)
		Dave Andreychuk (11-13-92 vs. Hartford)
		Alexander Mogilny (3-16-93 at St. Louis)

Highest Shooting Percentage

Season (50+ Games)	24.4	Peter McNab (1974-75)
Career (50+ Goals)	18.9	John Tucker (1983-84 to 1990-91)

Plus/Minus

Highest Plus/Minus Rating

Career	+328	Craig Ramsay (1971-72 to 1984-85)
Season	+61	Don Luce (1974-75)

Special Teams

Most Power Play Goals

Career	161	Dave Andreychuk (1982-83 to 1992-93; 2000-01)
Season	28	Dave Andreychuk (1991-92)
Game	4	Dave Andreychuk (3-19-92 at Los Angeles)

Most Shorthanded Goals

Career	27	Craig Ramsay (1971-72 to 1984-85)
Season	8	Don Luce (1974-75)
Game	2	Don Luce (12-22-74 at Washington)
		Bob Sweeney (4-1-95 at N.Y. Islanders)
		Michael Peca (12-31-97 vs. Ottawa)
		Alexei Zhitnik (3-19-98 vs. Florida)

Rookie Records

Most Goals by Rookie

Season	44	Rick Martin (1971-72)

Most Assists by Rookie

Season	47	Phil Housley (1982-83)

Most Points by Rookie

Season	74	Rick Martin (1971-72)

Most Penalty Minutes by Rookie

Season	309	Brad May (1991-92)

Fastest Goal by Rookie from Start of First NHL Game

Game	:18	(Danny Gare, 10-10-74 vs. Boston)

Goaltenders

Most Games Played

Career	500	Ryan Miller (2002-03 to 2012-13)
Season	76	Ryan Miller (2007-08)

Most Wins

Career	269	Ryan Miller (2002-03 to 2012-13)
Season	40	Ryan Miller (2006-07)

Most Losses

Career	170	Dominik Hasek (1992-93 to 2000-01)
Season	34	Roger Crozier (1971-72)

Most Minutes Played

Career	29,277	Ryan Miller (2002-03 to 2012-13)
Season	4,474	Ryan Miller (2007-08)

Lowest Goals Against Avg.

Career	2.22	Dominik Hasek (1992-93 to 2000-01)
Season	1.87	Dominik Hasek (1998-99)

Saves in Complete Game

Most	64	Joe Daley (12-10-70 at Boston)
Fewest	7	Al Smith (3-21-76 vs. Kansas City)

Most Shutouts

Career	55	Dominik Hasek (1992-93 to 2000-01)
Season	13	Dominik Hasek (1997-98)

Longest Shutout Sequence

Season	221:58	Martin Biron (4:22 of 3rd period at San Jose 1/16/03 to 0:46 of 2nd period at Ottawa 1/25/03)

Saves in Shutout

Most	43	Ryan Miller (2-29-12 at Anaheim)
Fewest	14	Gary Bromley (12-8-74 vs. Minnesota)
		Don Edwards (12-10-79 vs. Detroit)
		Tom Barrasso (12-28-84 vs. Winnipeg; 1-19-85 at Hartford; 4-5-87 vs. Hartford)

Most Penalty Minutes

Career	182	Tom Barrasso (1983-84 to 1988-89)
Season	50	Tom Barrasso (1987-88)

Most Assists

Career	17	Tom Barrasso (1983-84 to 1988-89)
Season	6	Tom Barrasso (1984-85)
Game	2	Daren Puppa (12-28-88 vs. Detroit; 1-14-91 at Toronto)



A

Player (Seasons)	GP	G	A	PTS	PIM	Unif. No.
Adam, Luke (2010-11–2012-13)	**75**	**14**	**11**	**25**	**28**	**72**
Afinogenov, Maxim (1999-00–2008-09)	569	134	200	334	440	61
Ambroziak, Peter (1994-95)	12	0	1	1	0	12
Anderson, Ron (1970-71–1971-72)	111	14	16	30	63	16
Anderson, Shawn (1986-87–1989-90)	113	6	26	32	66	37
Andersson, Mikael (1985-86–1988-89)	99	4	33	37	18	14
Andrea, Paul (1970-71)	47	11	21	32	4	21
Andreychuk, Dave (1982-83–1992-93; 2000-01)	837	368	436	804	596	25,29,52
Arniel, Scott (1986-87–1989-90)	295	64	74	138	243	9
Astley, Mark (1993-94–1995-96)	75	4	19	23	92	21,33
Atkinson, Steve (1970-71–1973-74)	255	49	47	96	96	19
Audette, Donald (1990-91–1997-98; 2000-01)	421	166	131	297	335	28,45

B

Player (Seasons)	GP	G	A	PTS	PIM	Unif. No.
Ball, Terry (1970-71–1971-72)	12	0	1	1	6	21,28
Barnaby, Matthew (1992-93–1998-99)	317	47	79	126	1248	36
Barnes, Stu (1998-99–2002-03)	310	67	105	172	98	41
Barrasso, Tom (1983-84–1988-89)	266	0	17	17	182	30
Barrie, Doug (1970-71–1971-72)	102	6	28	34	213	5
Bartovic, Milan (2002-03–2003-04)	26	2	8	10	18	15
Bernier, Steve (2007-08)	17	3	6	9	2	56
Biron, Martin (1995-96; 1998-99–2006-07)	300	0	5	5	57	00,43
Black, James (1993-94)	2	0	0	0	0	40
Blue, John (1995-96)	5	0	0	0	0	1
Bodger, Doug (1988-89–1995-96)	479	54	233	287	506	8
Boland, Mike (1978-79)	22	1	2	3	29	15
Botterill, Jason (2002-03–2003-04)	36	3	5	8	28	28
Boucher, Philippe (1992-93–1994-95)	65	7	16	23	43	24,4
Boulton, Eric (2000-01–2003-04)	172	5	12	17	511	26
Boughner, Bob (1995-96–1997-98)	177	2	11	13	494	6,46,4
Boyes, Brad (2010-11–2011-12)	86	13	24	37	12	22
Breitenbach, Ken (1975-76–1976-77; 1978-79)	68	1	13	14	49	23,26
Briere, Daniel (2002-03–2006-07)	225	92	138	230	219	48
Bromley, Gary (1973-74–1975-76)	63	0	4	4	4	24,28,29
Brown, Brad (2003-04)	13	0	2	2	12	4
Brown, Curtis (1994-95–2003-04)	542	109	143	252	288	37
Brown, Greg (1990-91; 1992-93)	49	1	3	4	41	15,9
Butler, Chris (2008-09–2010-11)	155	5	31	36	66	34
Brennan, TJ (2011-12–2012-13)	21	2	0	2	12	33
Brydges, Paul (1986-87)	15	2	2	4	6	16
Burridge, Randy (1995-96–1997-98)	159	39	60	99	50	12
Busniuk, Ron (1972-73–1973-74)	6	0	3	3	13	21,24
Byers, Mike (1971-72)	46	9	7	16	12	12
Byron, Paul (2010-11)	8	1	1	2	2	24

C

Player (Seasons)	GP	G	A	PTS	PIM	Unif. No.
Campbell, Brian (1999-00–2007-08)	473	38	186	224	148	51
Card, Mike (2006-07)	4	0	0	0	0	33
Carney, Keith (1991-92–1993-94)	51	4	9	13	77	6,26



C

Player (Seasons)	GP	G	A	PTS	PIM	Unif. No.
Carriere, Larry (1972-73–1974-75; 1977-78)	206	9	43	52	284	5,23
Ciavaglia, Peter (1991-92–1992-93)	5	0	0	0	0	12
Cloutier, Jacques (1981-82–1982-83; 1984-85–1988-89)	144	0	7	7	29	1,29
Cloutier, Real (1983-84–1984-85)	82	24	36	60	25	8
Conklin, Ty (2006-07)	5	0	0	0	2	35
Conn, Rob (1995-96)	28	2	5	7	18	25
Connolly, Tim (2001-02–2010-11)	464	94	226	320	174	18,19
Corkum, Bob (1989-90; 1991-92–1992-93; 2001-02)	106	10	9	19	73	19,42,29
Creighton, Adam (1983-84–1988-89)	172	40	60	100	196	15,34,38
Crozier, Roger (1970-71–1975-76)	202	0	3	3	24	1
Cunneyworth, Randy (1980-81–1981-82; 1998-99)	35	4	6	10	49	7,19,23,17
Curran, Brian (1990-91–1991-92)	20	0	1	1	57	39,41
Cyr, Paul (1982-83–1987-88)	342	85	111	196	454	8,18

D

Player (Seasons)	GP	G	A	PTS	PIM	Unif. No.
Daley, Joe (1970-71)	38	0	1	1	12	30
Davis, Mal (1982-83–1985-86)	89	29	22	51	34	25,29
Dawe, Jason (1993-94–1997-98)	290	79	79	158	132	17,43
Deadmarsh, Butch (1970-71–1972-73)	56	2	2	4	39	8,9,16,24
DeGray, Dale (1989-90)	6	0	0	0	6	28
Delmore, Andy (2003-04)	37	2	5	7	29	5
Desjardins, Gerry (1974-75–1977-78)	116	0	1	1	4	30
Donnelly, Gord (1991-92–1993-94)	134	5	11	16	557	34
Donnelly, Mike (1987-88–1989-90)	74	11	16	27	62	7,16,24
Draper, Tom (1991-92–1992-93)	37	0	3	3	4	35
Drury, Chris (2003-04–2006-07)	234	85	104	189	130	23
Dryden, Dave (1970-71–1973-74)	120	0	2	2	4	28,30
Dudley, Rick (1972-73–1974-75; 1978-79–1980-81)	279	70	94	164	264	9,17
Duff, Dick (1970-71–1971-72)	61	9	15	24	12	8,20
Dumont, J.P. (2000-01–2005-06)	362	102	121	223	218	17
Dunn, Richie (1977-78–1981-82; 1985-86–1988-89)	327	27	105	132	235	3,21,26,29
Dykstra, Steve (1985-86–1987-88)	128	5	23	28	378	4,42

E

Player (Seasons)	GP	G	A	PTS	PIM	Unif. No.
Eatough, Jeff (1981-82)	1	0	0	0	0	19
Edwards, Don (1976-77–1981-82)	307	0	11	11	32	1,29
Ehrhoff, Christian (2011-12–2012-13)	**113**	**10**	**44**	**54**	**81**	**10**
Eliot, Darren (1988-89)	2	0	0	0	0	34
Ellis, Matt (2008-09–2012-13)	**197**	**13**	**20**	**33**	**49**	**37**
Engblom, Brian (1985-86)	30	1	4	5	16	28
Ennis, Tyler (2009-10–2012-13)	**187**	**48**	**75**	**123**	**66**	**63**
Enroth, Jhonas (2009-10–2012-13)	**53**	**0**	**0**	**0**	**2**	**1**
Errey, Bob (1992-93)	8	1	3	4	4	12
Essensa, Bob (2001-02)	9	0	0	0	0	31
Evans, Chris (1971-72)	61	6	18	24	98	24

F

Player (Seasons)	GP	G	A	PTS	PIM	Unif. No.
Farr, Rocky (1972-73–1974-75)	19	0	0	0	2	28,30



Sabres All-Time Individual Scoring Regular Season

F

Player (Seasons)	GP	G	A	PTS	PIM	Unif. No.
Fenyves, Dave (1982-83–1986-87)	148	2	27	29	87	8,31
Ferner, Mark (1986-87; 1988-89)	15	0	3	3	11	28,29
Finley, Joe (2011-12)	5	0	0	0	12	4
Fischer, Ron (1981-82–1982-83)	18	0	7	7	6	6,23,28
Fitzpatrick, Rory (2001-02–2005-06)	157	9	15	24	114	8
Fleming, Reg (1970-71)	78	6	10	16	159	9
Flynn, Brian (2012-13)	**26**	**6**	**5**	**11**	**0**	**65**
Fogolin, Lee (1974-75–1978-79; 1986-87)	338	8	70	78	432	5,33
Foligno, Marcus (2011-12–2012-13)	61	11	20	31	50	82
Foligno, Mike (1981-82–1990-91)	**664**	**247**	**264**	**511**	**1450**	**17**
Franceschetti, Lou (1990-91–1991-92)	36	1	8	9	26	15,37,34
Fuhr, Grant (1992-93–1994-95)	64	0	4	4	26	31
Funk, Michael (2006-07–2007-08)	9	0	2	2	0	3

G

Player (Seasons)	GP	G	A	PTS	PIM	Unif. No.
Gage, Jody (1985-86; 1987-88;1991-92)	18	3	3	6	2	12,14,33
Galley, Garry (1994-95–1996-97)	163	15	87	102	193	3
Gardner, Paul (1985-86)	2	0	0	0	0	28
Gare, Danny (1974-75–1981-82)	503	267	233	500	686	18
Gaustad, Paul (2002-03; 2005-06-2011-12)	479	71	110	181	585	60, 28
Gerbe, Nathan (2008-09-2012-13)	188	29	43	72	88	42
Gillies, Clark (1986-87–1987-88)	86	15	19	34	132	39,90
Gillis, Jere (1982-83)	3	0	0	0	0	25
Gilmour, Doug (1999-00–2000-01)	82	10	45	55	82	93
Gordiouk, Viktor (1992-93; 1994-95)	26	3	8	11	0	9
Gould, John (1971-72–1973-74; 1979-80)	92	14	12	26	13	17,21,23,24
Goyette, Phil (1970-71–1971-72)	97	18	67	85	20	10
Gragnani, Marc-Andre (2007-08–2008-09; 2011-12)	59	2	13	15	28	17
Grand-Pierre, Jean-Luc (1998-99–1999-00)	27	0	1	1	32	34
Gratton, Chris (1999-00–2002-03)	244	50	81	131	278	77
Gratton, Norm (1972-73–1974-75)	102	15	23	38	30	9,14
Grier, Mike (2003-04–2005-06; 2010-11)	241	23	47	70	58	25
Grigorenko, Mikhail (2012-13)	**25**	**1**	**4**	**5**	**0**	**25**
Grosek, Michal (1995-96–1999-00)	308	62	98	160	299	18
Guay, Francois (1989-90)	1	0	0	0	0	43
Guevremont, Jocelyn (1974-75–1978-79)	326	38	130	168	189	3,22

H

Player (Seasons)	GP	G	A	PTS	PIM	Unif. No.
Hajdu, Richard (1985-86–1986-87)	5	0	0	0	4	8,28
Hajt, Bill (1973-74–1986-87)	854	42	202	244	433	24
Halkidis, Bob (1985-86–1988-89)	89	2	14	16	315	18,19
Haller, Kevin (1989-90–1991-92)	81	7	23	30	95	7,15
Hamel, Denis (1999-00–2002-03)	130	13	9	22	67	55
Hamel, Gilles (1980-81–1985-86)	365	92	114	206	215	9,17,18
Hamilton, Al (1970-71–1971-72)	145	6	58	64	176	6
Hannan, Dave (1991-92–1995-96)	249	23	56	79	206	41,14
Harris, Hugh (1972-73)	60	12	26	38	17	21
Harrison, Paul (1981-82)	6	0	0	0	2	30
Hartman, Mike (1986-87–1990-91)	225	34	25	59	890	20
Hasek, Dominik (1992-93–2000-01)	491	0	13	13	104	39



H

Player (Seasons)	GP	G	A	PTS	PIM	Unif. No.
Hawerchuk, Dale (1990-91–1994-95)	342	110	275	385	204	10
Haworth, Alan (1980-81–1981-82)	106	37	38	75	64	14
Hecht, Jochen (2002-03–2012-13)	613	138	207	345	322	71, 55
Hecl, Radoslav (2002-03)	14	0	0	0	2	21
Heinze, Steve (2000-01)	14	5	7	12	8	57
Hess, Bob (1981-82)	33	0	8	8	14	23
Hillier, Randy (1991-92)	28	0	1	1	48	23
Hillman, Larry (1971-72–1972-73)	121	6	35	41	114	5
Hodgson, Cody (2012-13)	**68**	**18**	**24**	**42**	**22**	**19**
Hofford, Jim (1985-86–1986-87)	17	0	0	0	45	3,33
Hogue, Benoit (1987-88–1991-92)	196	45	67	112	273	33
Holland, Jason (1998-99–1999-00)	9	0	1	1	8	29,20
Holzinger, Brian (1994-95–1999-00)	352	70	97	167	202	19
Horton, Tim (1972-73–1973-74)	124	1	22	23	109	2
Hospodar, Ed (1987-88)	42	0	1	1	98	24
Houda, Doug (1994-95–1995-96; 1999-00–2002-03)	68	2	5	7	134	20,6
Houlder, Bill (1990-91–1992-93)	32	4	7	11	18	23,37,47
Housley, Phil (1982-83–1989-90)	608	178	380	558	386	6
Huddy, Charlie (1994-95–1996-97)	85	7	9	16	95	22
Hughes, Brent (1995-96)	76	5	10	15	148	17
Hughes, Pat (1985-86)	50	4	9	13	25	26
Hurlbut, Mike (1997-98–1999-00)	5	0	0	0	4	21

I

Player (Seasons)	GP	G	A	PTS	PIM	Unif. No.
Inglis, Billy (1970-71)	14	0	1	1	6	8
Ireland, Randy (1978-79)	2	0	0	0	0	30

J

Player (Seasons)	GP	G	A	PTS	PIM	Unif. No.
Jackson, Dane (1995-96)	22	5	4	9	41	24,29
Jackson, Jim (1987-88)	5	2	0	2	0	8
James, Val (1981-82)	7	0	0	0	16	26,29,30
Janik, Doug (2002-03–2003-04)	10	0	0	0	21	33
Jennings, Grant (1995-96)	6	0	0	0	28	4
Jillson, Jeff (2003-04–2005-06)	16	0	3	3	23	5, 34
Johansson, Calle (1987-88–1988-89)	118	6	49	55	70	3
Jutila, Timo (1984-85)	10	1	5	6	13	4
Juneau, Joe (1998-99)	9	1	1	2	2	90

K

Player (Seasons)	GP	G	A	PTS	PIM	Unif. No.
Kaese, Trent (1988-89)	1	0	0	0	0	39
Kaleta, Patrick (2006-07–2012-13)	**301**	**27**	**24**	**51**	**501**	**36**
Kalinin, Dmitri (1999-00–2007-08)	466	34	111	145	289	45
Kassian, Zack (2011-12)	27	3	4	7	20	54
Keenan, Larry (1970-71–1971-72)	66	9	20	29	8	21,26
Kennedy, Dean (1989-90–1990-91)	144	6	20	26	172	26
Kennedy, Tim (2008-09–2009-10)	79	10	16	26	50	58, 13
Khmylev, Yuri (1992-93–1995-96)	254	63	87	150	131	13
Korab, Jerry (1973-74–1979-80; 1983-84–1984-85)	537	67	216	283	870	4,44



K

Player (Seasons)	GP	G	A	PTS	PIM	Unif. No.
Korn, Jim (1986-87)	52	4	10	14	158	4,34
Kotalik, Ales (2001-02–2007-08)	426	114	126	240	267	20,12
Kowal, Joe (1976-77–1977-78)	22	0	5	5	13	27
Kozlov, Vyacheslav (2001-02)	38	9	13	22	16	13
Krake, Skip (1970-71)	74	4	5	9	68	12
Kristek, Jaroslav (2002-03)	6	0	0	0	0	29
Krupp, Uwe (1986-87–1991-92)	327	25	78	103	386	4,40
Kruse, Paul (1997-98–1999-00)	66	4	1	5	206	24,29
Kurvers, Tom (1986-87)	55	6	17	23	24	28

L

Player (Seasons)	GP	G	A	PTS	PIM	Unif. No.
Lacombe, Francois (1970-71)	1	0	1	1	2	19
Lacombe, Norm (1984-85–1986-87)	84	12	18	30	46	32
LaFontaine, Pat (1991-92–1996-97)	268	158	227	385	207	16
Lagace, Jean-Guy (1970-71)	3	0	0	0	2	21
Lalime, Patrick (2008-09–2010-11)	47	0	1	1	2	40
Lambert, Yvon (1981-82)	77	25	39	64	38	15
Langevin, Chris (1983-84; 1985-86)	22	3	1	4	22	15
Larson, Reed (1989-90)	1	0	0	0	0	55
Lawson, Danny (1971-72)	78	10	6	16	15	9
Ledyard, Grant (1988-89–1992-93)	240	18	71	89	181	3
Leino, Ville (2012-13)	**79**	**10**	**21**	**31**	**22**	**23**
Lemieux, Real (1973-74)	11	1	1	2	4	16
Leopold, Jordan (2010-11–2012-13)	174	25	42	67	78	3
Lever, Don (1985-86–1986-87)	39	10	3	13	10	8,20
Littman, David (1990-91–1991-92)	2	0	0	0	0	1,34
Loewen, Darcy (1989-90–1991-92)	12	0	0	0	14	36
Logan, Bob (1986-87–1987-88)	38	10	5	15	0	26
Lorentz, Jim (1971-72–1977-78)	487	134	197	331	126	8
Luce, Don (1971-72–1980-81)	766	216	310	526	304	14,20
Ludvig, Jan (1987-88–1988-89)	26	1	8	9	104	36
Ludzik, Steve (1989-90)	11	0	1	1	6	14
Lydman, Toni (2005-06–2009-10)	371	14	91	105	311	5

M

Player (Seasons)	GP	G	A	PTS	PIM	Unif. No.
MacArthur, Clarke (2006-07–2009-10)	187	41	38	79	127	41
Macdonald, Doug (1992-93–1994-95)	11	1	0	1	2	44
MacIntyre, Drew (2011-12)	2	0	0	0	0	31
Maguire, Kevin (1987-88–1989-90)	167	18	25	43	518	19
Mair, Adam (2002-03–2009-10)	498	35	70	105	701	22
Makela, Mikko (1990-91)	60	15	7	22	25	42
Malarchuk, Clint (1988-89–1991-92)	102	0	6	6	41	30
Maloney, Dave (1984-85)	52	1	21	22	41	26
Mancari, Mark (2006-07; 2008-09–2010-11)	36	3	10	13	22	25, 12
Marshall, Don (1970-71)	62	20	29	49	6	22
Martin, Rick (1971-72–1980-81)	681	382	313	695	475	7,8,9
Martin, Terry (1975-76–1978-79)	148	20	22	42	50	25
May, Brad (1991-92–1997-98)	425	67	89	156	1323	10,48,27
McAdam, Gary (1975-76–1978-79; 1982-83)	227	40	45	85	76	12,15,32
McClanahan, Rob (1979-80–1980-81)	66	5	17	22	38	15



M

Player (Seasons)	GP	G	A	PTS	PIM	Unif. No.
McCormick, Cody (2010-11–2012-13)	**139**	**9**	**15**	**24**	**208**	**8**
McCourt, Dale (1981-82–1983-84)	119	41	56	97	22	7
McDonald, Brian (1970-71)	12	0	0	0	29	20
McIntosh, Paul (1974-75–1975-76)	47	0	2	2	66	3
McKay, Ray (1971-72–1972-73)	40	0	3	3	18	22,24
McKee, Jay (1995-96–2005-06)	582	17	81	98	470	38,74
McKegney, Tony (1978-79–1982-83)	363	127	141	268	117	8
McKenna, Sean (1981-82–1985-86)	237	56	53	109	120	12,19,23
McLlwain, Dave (1991-92)	5	0	0	0	2	20
McMahon, Mike (1970-71)	12	0	0	0	0	4
McMorrow, Sean (2002-03)	1	0	0	0	0	23
McNab, Peter (1973-74–1975-76)	154	49	59	108	26	16,22,24
McNabb, Brayden (2011-12)	**25**	**1**	**7**	**8**	**15**	**81**
McSheffrey, Bryan (1974-75)	3	0	0	0	0	15
McSween, Don (1987-88; 1989-90)	9	0	1	1	12	32,39
Meehan, Gerry (1970-71–1974-75)	306	94	114	208	60	15
Melanson, Dean (1994-95)	5	0	0	0	4	3
Metcalfe, Scott (1987-88–1989-90)	17	1	2	3	18	12,32,34
Mickey, Larry (1971-72–1974-75)	117	20	14	34	65	12,21
Miller, Brad (1988-89–1991-92)	63	1	4	5	265	42,44
Miller, Ryan (2002-03–2012-13)	**500**	**0**	**7**	**7**	**24**	**30**
Milley, Norm (2001-02–2003-04)	15	0	3	3	8	19
Mogilny, Alexander (1989-90–1994-95)	381	211	233	444	203	89
Moller, Mike (1980-81–1984-85)	127	13	27	40	41	9,14,29
Moller, Randy (1991-92–1993-94)	126	5	20	25	296	24
Molloy, Mitch (1989-90)	2	0	0	0	10	40
Mongrain, Bob (1979-80–1981-82; 1983-84–1984-85)	70	11	11	22	12	8,25,32
Montador, Steve (2009-10–2010-11)	151	10	39	49	158	4
Moore, Barrie (1995-96–1996-97)	34	2	6	8	18	38,37
Moore, Dominic (2008-09)	18	1	3	4	23	17
Moravec, David (1999-00)	1	0	0	0	0	64
Morrisonn, Shaone (2010-11)	62	1	4	5	32	27
Muni, Craig (1993-94–1995-96)	160	2	18	20	167	5
Myers, Hap (1970-71)	13	0	0	0	6	25
Myers, Tyler (2009-10–2012-13)	**256**	**32**	**84**	**116**	**137**	**57**
Myre, Phil (1982-83)	5	0	0	0	2	33

N

Player (Seasons)	GP	G	A	PTS	PIM	Unif. No.
Napier, Mark (1986-87–1988-89)	128	26	30	56	41	65
Ndur, Rumun (1996-97–1997-98)	3	0	0	0	4	40
Nichol, Scott (1995-96; 1997-98)	5	0	0	0	14	45
Niedermayer, Rob (2010-11)	71	5	14	19	22	20
Noris, Joe (1973-74)	18	0	0	0	2	23
Noronen, Mika (2000-01–2005-06)	67	1	0	1	4	35
Novotny, Jiri (2005-06–2006-07)	64	8	8	16	26	13
Numminen, Teppo (2005-06–2008-09)	212	6	80	86	90	27

O

Player (Seasons)	GP	G	A	PTS	PIM	Unif. No.
O'Shea, Kevin (1970-71–1971-72)	93	10	13	23	52	18
Orlando, Gates (1984-85–1986-87)	98	18	26	44	51	23
Ott, Steve (2012-13)	**48**	**9**	**15**	**24**	**93**	**9**



P-Q

Player (Seasons)	GP	G	A	PTS	PIM	Unif. No.
Paetsch, Nathan (2005-06–2009-10)	157	7	34	41	108	38
Paiement, Wilf (1986-87)	56	20	17	37	108	27
Paille, Dan (2005-06–2009-10)	195	35	42	77	54	20
Pardy, Adam (2012-13)	17	0	4	4	14	27
Parker, Jeff (1986-87–1989-90)	137	16	19	35	161	28,29
Parrish, Mark (2010-11)	2	0	0	0	0	10
Paslawski, Greg (1990-91)	12	2	1	3	4	12
Patrick, James (1998-99–2003-04)	345	23	51	74	104	3
Patrick, Steve (1980-81–1984-85)	152	21	34	55	125	26
Patterson, Colin (1991-92–1992-93)	88	8	10	18	52	17
Pearson, Scott (1994-95–1995-96)	41	6	1	7	87	33,29
Peca, Michael (1995-96–1999-00)	363	96	121	217	352	27
Perreault, Gil (1970-71–1986-87)	1191	512	814	1326	500	11
Perry, Brian (1970-71)	1	0	0	0	0	19
Peters, Andrew (2003-04–2008-09)	200	4	3	7	557	76
Peterson, Brent (1981-82–1984-85)	265	43	63	106	180	20
Petrenko, Sergei (1993-94)	15	0	4	4	0	15
Pittis, Domenic (1998-99–1999-00; 2003-04)	15	1	0	1	12	83,12,28,38
Plante, Derek (1993-94–1997-98)	354	87	134	221	114	26
Playfair, Larry (1978-79–1985-86; 1988-89–1989-90)	577	24	76	100	1390	27,40
Pominville, Jason (2003-04–2012-13)	578	185	271	456	147	29
Porter, Kevin (2012-13)	**31**	**4**	**5**	**9**	**10**	**12**
Pratt, Nolan (2007-08)	55	1	6	7	30	4
Pratt, Tracy (1970-71–1973-74)	210	2	39	41	399	3, 4
Presley, Wayne (1991-92–1994-95)	202	48	32	80	297	18
Priestlay, Ken (1986-87–1989-90)	117	25	25	50	59	12,56
Primeau, Wayne (1994-95–1999-00)	225	19	25	44	227	22,76
Puppa, Daren (1985-86–1992-93)	215	0	14	14	30	31,35
Pyatt, Taylor (2001-02–2005-06)	230	38	42	80	131	24
Pysyk, Mark (2012-13)	**19**	**1**	**4**	**5**	**0**	**53**

R

Player (Seasons)	GP	G	A	PTS	PIM	Unif. No.
Ramsay, Craig (1971-72–1984-85)	1070	252	420	672	201	10,25
Ramsey, Mike (1979-80–1992-93)	911	73	256	329	924	5,23
Ramsey, Wayne (1977-78)	2	0	0	0	0	32
Rasmussen, Erik (1997-98–2001-02)	281	33	46	79	179	9
Ray, Rob (1989-90–2002-03)	888	40	50	90	3189	32
Reekie, Joe (1985-86–1988-89)	104	3	15	18	190	27,31,55
Regehr, Robyn (2011-12–2012-13)	105	1	6	7	77	24
Renaud, Mark (1983-84)	10	1	3	4	6	4
Richard, Jacques (1975-76–1976-77; 1978-79)	155	24	38	62	73	9
Richer, Bob (1972-73)	3	0	0	0	0	17
Rivet, Craig (2008-09–2010-11)	165	4	38	42	237	52
Robert, Rene (1971-72–1978-79)	524	222	330	552	401	7,14,23
Robertson, Geordie (1982-83)	5	1	2	3	7	15
Robitaille, Mike (1971-72–1974-75)	170	8	46	54	122	3
Roloson, Dwayne (1998-99–1999-00)	32	0	0	0	0	30
Rombough, Doug (1972-73–1973-74)	51	8	9	17	27	22
Ronan, Ed (1996-97)	18	1	4	5	11	5
Roy, Derek (2003-04–2011-12)	549	161	266	427	331	9
Ruff, Lindy (1979-80–1988-89)	608	102	183	285	1126	22



R

Player (Seasons)	GP	G	A	PTS	PIM	Unif. No.
Ruhwedel, Chad (2012-13)	**7**	**0**	**0**	**0**	**0**	**5**
Russell, Phil (1985-86–1986-87)	18	2	5	7	24	26
Ruuttu, Christian (1986-87–1991-92)	438	101	220	331	483	21
Ryan, Michael (2006-07–2007-08)	65	7	6	13	32	37

S

Player (Seasons)	GP	G	A	PTS	PIM	Unif. No.
Sanderson, Geoff (1997-98–1999-00)	168	29	36	65	64	80,8
Sarich, Cory (1998-99–1999-00)	46	0	4	4	35	6
Satan, Miroslav (1996-97–2003-04)	578	224	232	456	233	18,81
Sauve, Bob (1976-77–1984-85)	246	0	8	8	20	28
Sauve, Jean-Francois (1980-81–1982-83)	98	24	49	73	67	9,21
Savage, Joel (1990-91)	3	0	1	1	0	38
Savard, Andre (1976-77–1982-83)	467	130	175	305	221	12
Schmautz, Cliff (1970-71)	26	5	7	12	10	7
Schock, Ron (1977-78)	40	4	4	8	0	21
Schoenfeld, Jim (1972-73–1981-82; 1984-85)	584	45	183	228	1025	6,13
Schultz, Dave (1978-79–1979-80)	41	3	3	6	114	21
Scott, John (2012-13)	**34**	**0**	**0**	**0**	**69**	**32**
Seiling, Ric (1977-78–1985-86)	664	176	200	376	524	16
Sejba, Jiri (1990-91)	11	0	2	2	8	23
Sekera, Andrej (2006-07¬–2012-13)	339	17	75	92	102	44
Semenov, Anatoli (1996-97)	25	2	4	6	2	93
Shack, Eddie (1970-71–1971-72)	106	36	31	67	127	23
Shannon, Darrin (1988-89–1991-92)	55	10	14	24	16	16,26
Shannon, Darryl (1995-96–1998-99)	255	12	56	68	240	8,29
Sheppard, Ray (1987-88–1989-90)	159	64	50	114	29	23
Shields, Steve (1995-96–1997-98)	31	0	0	0	23	31
Simon, Todd (1993-94)	15	0	1	1	0	17
Simpson, Craig (1993-94–1994-95)	45	12	15	27	34	17,22
Skudra, Peter (2000-01)	1	0	0	0	0	34
Smehlik, Richard (1992-93–1994-95; 1996-97–2001-02)	589	47	135	182	399	42
Smith, Al (1975-76–1976-77)	21	0	0	0	0	31
Smith, Derek (1976-77–1981-82)	244	65	98	163	38	16,17,19,26
Smith, Doug (1985-86–1987-88)	162	35	54	89	296	15
Smith, Floyd (1970-71–1971-72)	83	6	12	18	48	17
Smith, Steve (1988-89)	3	0	0	0	0	24
Snuggerud, Dave (1989-90–1991-92)	215	26	46	72	109	18
Spacek, Jaroslav (2006-07–2008-09)	205	22	76	98	142	6
Spencer, Brian (1973-74–1976-77)	240	42	72	114	206	21
Stewart, Bill (1977-78–1978-79)	81	3	17	20	116	3
Stafford, Drew (2006-07–2012-13)	**443**	**120**	**144**	**264**	**249**	**21**
Stanfield, Fred (1974-75–1977-78)	248	42	73	115	16	17,19
Stauber, Robb (1994-95)	6	0	0	0	0	35
Stuart, Colin (2010-11–2011-12)	5	0	0	0	2	23,15
Suikkanen, Kai (1981-82–1982-83)	2	0	0	0	0	20,23
Sulzer, Alexander (2011-12–2012-13)	**32**	**6**	**6**	**12**	**16**	**52**
Sutton, Ken (1990-91–1994-95)	232	18	60	78	223	41
Svoboda, Petr (1991-92–1994-95)	139	5	49	54	260	7
Sweeney, Bob (1992-93–1994-95)	185	37	44	81	230	20,33
Sylvester, Dean (1998-99)	1	0	0	0	0	46
Szczechura, Paul (2011-12)	9	1	3	4	4	58



T-U

Player (Seasons)	GP	G	A	PTS	PIM	Unif. No.
Talbot, Jean-Guy (1970-71)	57	0	7	7	36	24
Tallinder, Henrik (2001-02–2009-10)	**468**	**20**	**88**	**108**	**278**	**10**
Tanti, Tony (1990-91–1991-92)	80	16	23	39	106	19
Taylor, Chris (1999-00–2003-04)	90	8	12	20	32	16
Tellqvist, Mikael (2008-09)	6	0	0	0	0	32
Terbenche, Paul (1970-71–1973-74)	118	2	19	21	20	3,18,23
Thibault, Jocelyn (2007-08)	12	0	0	0	0	35
Thomas, Scott (1992-93–1993-94)	39	3	3	6	23	21
Thorburn, Chris (2005-06)	2	0	1	1	7	47
Tidey, Alex (1976-77–1977-78)	3	0	0	0	0	19,26
Titanic, Morris (1974-75–1975-76)	19	0	0	0	0	19
Torres, Raffi (2009-10)	14	0	5	5	2	17
Trapp, Doug (1986-87)	2	0	0	0	0	19
Trefilov, Andrei (1995-96–1996-97)	25	0	0	0	4	30
Tropp, Corey (2011-12)	**34**	**3**	**5**	**8**	**20**	**78**
Tsygurov, Denis (1993-94–1994-95)	12	0	0	0	12	29
Tsyplakov, Vladimir (1999-00–2000-01)	70	13	20	33	20	29
Tucker, John (1983-84–1990-91)	345	116	154	270	142	7
Turnbull, Travis (2011-12)	3	1	0	1	5	65
Turgeon, Pierre (1987-88–1991-92)	322	122	201	323	119	77

V

Player (Seasons)	GP	G	A	PTS	PIM	Unif. No.
Vaive, Rick (1988-89–1991-92)	190	74	62	136	226	12,22
Van Boxmeer, John (1979-80–1982-83)	294	49	166	215	239	4,5
Vanek, Thomas (2005-06–2012-13)	585	250	238	488	358	26
Varada, Vaclav (1995-96–2002-03)	376	46	98	144	326	9,25
Verret, Claude (1983-84–1984-85)	14	2	5	7	2	21
Virta, Hannu (1981-82–1985-86)	245	25	101	126	66	3,23

W-Y

Player (Seasons)	GP	G	A	PTS	PIM	Unif. No.
Wakaluk, Darcy (1988-89; 1990-91)	22	0	0	0	2	35
Walsh, Jim (1981-82)	4	0	1	1	4	28
Ward, Dixon (1995-96–1999-00)	307	56	80	136	169	15,17
Warrener, Rhett (1998-99–2002-03)	266	9	33	42	363	4
Watson, Jim (1970-71–1971-72)	144	4	15	19	248	2
Weber, Mike (2007-08–2008-09; 2011-12–2012-13)	**174**	**6**	**26**	**32**	**236**	**34,4,6**
Wells, Jay (1989-90–1991-92)	85	3	12	15	243	24
Whitmore, Derek (2011-12)	2	0	0	0	0	71
Wiemer, Jim (1983-84–1984-85)	74	8	17	25	52	19
Wilson, Mike (1995-96–1998-99)	231	11	23	34	187	4,34
Wood, Randy (1991-92–1993-94)	236	60	57	117	213	19,15
Woolley, Jason (1997-98–2002-03)	365	40	125	165	258	5
Wyrozub, Randy (1970-71–1973-74)	100	8	10	18	10	14,16,24,26

Z

Player (Seasons)	GP	G	A	PTS	PIM	Unif. No.
Zaine, Rod (1971-72)	24	2	1	3	4	14,22
Zhitnik, Alexei (1994-95–2003-04)	712	55	234	289	822	4,44
Zubrus, Dainius (2006-07)	19	4	4	8	12	15

Sabres All-Time Individual Scoring Regular Season

Note:

Any player who took part in at least one Sabres regular season game in his career is listed. Eight players have dressed but never played a game for Buffalo: #27 - Tim Regan (1973-74); #31 - Jim Weaver (1978-79); #30 - Jari Paavola (1981-82); #35 - Mike Craig (1984-85); #34 - Kenton Rein (1987-88); #33 - Bill Pye (1992-93); #30 - Markus Ketterer (1993-94 & 1994-95); #68 - Scott Buhler (1996-97); #00 - Martin Biron served as backup goaltender and did not play (3 times in 1996-97, 1 time in 1997-98); #31 - Jhonas Enroth served as backup goaltender and did not play (3 times in 2008-09). Michel Deziel is the only Sabre to have played in a playoff game without participating in a regular season game.



All-Time Goaltender Stats

GOALTENDER	GP	MINS	GA	SO	AVG.	W	L	T/OTL
Barrasso, Tom	266	15,463	843	13	3.28	124	102	28
Biron, Martin	300	16,775	707	18	2.53	134	115	29
Blue, John	5	255	15	0	3.53	2	2	0
Bromley, Gary	63	2,334	184	4	3.20	29	17	14
Cloutier, Jacques	144	7,452	459	1	3.70	50	58	15
Conklin, Ty	5	227	13	0	3.43	1	2	0
Crozier, Roger	202	10,980	591	10	3.23	74	76	29
Daley, Joe	38	2,073	128	1	3.70	12	16	8
Desjardins, Gerry	116	6,802	319	5	2.81	66	30	18
Draper, Tom	37	2,067	116	1	3.37	15	15	5
Dryden, Dave	120	6,440	328	5	3.06	43	45	20
Edwards, Don	307	17,969	869	14	2.90	156	83	61
Eliot, Darren	2	67	7	0	6.27	0	0	0
Enroth, Jhonas	**53**	**2,850**	**129**	**3**	**2.72**	**21**	**18**	**7**
Essensa, Bob	9	350	17	0	2.91	0	5	0
Farr, Rocky	19	722	42	0	3.49	2	6	8
Fuhr, Grant	64	3,600	216	2	3.60	25	29	5
Harrison, Paul	6	229	14	0	3.67	2	1	1
Hasek, Dominik	491	28,664	1062	55	2.22	234	172	70
Ireland, Randy	2	30	3	0	6.00	0	0	0
Lalime, Patrick	47	2,516	125	0	2.98	9	26	5
Littman, David	2	96	7	0	4.37	0	1	0
MacIntyre, Drew	2	43	1	0	1.40	0	0	0
Malarchuk, Clint	102	5,692	323	2	3.40	39	39	16
Miller, Ryan	**500**	**29,277**	**1,262**	**28**	**2.59**	**269**	**164**	**54**
Myre, Phil	5	300	21	0	4.20	3	2	0
Noronen, Mika	67	3,305	153	3	2.78	22	31	6
Puppa, Daren	215	11,763	668	5	3.41	96	68	28
Roloson, Dwayne	32	1,588	74	1	2.79	7	15	5
Sauve, Bob	246	14,063	752	7	3.20	113	76	39
Shields, Steve	31	1,649	80	0	2.91	7	14	6
Skudra, Peter	1	0:27	0	0	0.00	0	0	0
Smith, Al	21	1,105	62	0	3.37	9	6	2
Stauber, Robb	6	317	20	0	3.79	2	3	0
Tellqvist, Mikael	6	229	9	0	2.35	2	1	0
Thibault, Jocelyn	12	507	28	2	3.31	3	4	2
Trefilov, Andrei	25	1,253	74	0	3.54	8	10	1
Wakaluk, Darcy	22	844	50	0	3.55	5	8	3



Sabres All-Time Power Play & Penalty-Killing Stats

Year	PP Opp.	PPG	PP%	Rank	TS	PPGA	PK%	Rank	SHGF	SHGA
1970-71	298	56	18.8	6	302	56	81.5	9	5	12
1971-72	308	57	18.5	8	281	56	80.1	8	1	7
1972-73	270	52	19.2	7	241	35	85.5	2	5	5
1973-74	256	48	18.5	8	237	42	82.3	3	5	12
1974-75	303	83	27.4	3	326	56	82.8	4	17	5
1975-76	287	73	25.4	5	304	51	83.2	5	6	8
1976-77	262	60	22.9	4	274	38	86.1	2	6	7
1977-78	234	52	22.2	7	218	31	85.8	1	7	3
1978-79	267	55	20.6	13	258	55	78.7	8	9	4
1979-80	275	67	24.4	T-5	252	43	82.9	3	2	4
1980-81	310	73	23.5	10	268	44	83.6	1	9	10
1981-82	301	63	20.9	17	281	57	79.9	6	4	10
1982-83	311	67	21.5	16	274	48	82.5	2	12	9
1983-84	329	71	21.6	11	277	50	81.9	3	11	14
1984-85	322	76	23.6	T-7	295	52	82.4	T-1	9	5
1985-86	351	72	20.5	16	342	66	80.7	T-5	12	14
1986-87	364	68	18.7	17	355	86	75.8	18	5	9
1987-88	464	80	17.2	18	439	95	78.1	15	8	13
1988-89	380	78	20.5	13	410	86	79.0	12	7	12
1989-90	358	79	22.1	9	351	58	83.5	1	7	7
1990-91	400	73	18.3	14	367	62	83.1	5	15	8
1991-92	466	105	22.5	1	424	91	78.5	17	8	11
1992-93	467	95	20.3	10	437	72	83.5	T-2	13	17
1993-94	424	96	22.6	2	380	58	84.7	T-1	21	8
1994-95	242	45	18.6	11	220	32	85.5	3	13	7
1995-96	477	76	15.9	T-20	461	74	83.9	6	10	12
1996-97	326	43	13.2	26	364	59	83.8	13	16	4
1997-98	396	51	12.9	T-19	413	65	84.3	18	15	12
1998-99	363	49	13.5	21	399	55	86.2	7	6	7
1999-00	351	37	10.5	28	361	54	85.0	13	8	10
2000-01	373	60	16.1	T-17	334	40	88.0	1	6	5
2001-02	375	50	13.3	27	304	41	86.5	4	7	6
2002-03	354	51	14.4	20	363	53	85.4	6	8	11
2003-04	367	58	15.8	T-19	348	53	84.8	11	7	9
2005-06	477	101	21.2	3	439	59	86.6	2	10	17
2006-07	407	71	17.4	T-17	386	72	81.4	20	8	13
2007-08	366	66	18.0	14	333	56	83.2	T-10	9	8
2008-09	358	75	20.9	7	336	61	81.8	14	7	5
2009-10	313	55	17.6	17	284	38	86.6	2	4	3
2010-11	279	54	19.4	9	300	51	83.0	13	2	13
2011-12	258	44	17.0	T-16	257	47	81.7	19	5	7
2012-13	163	23	14.1	29	178	37	79.2	26	7	7

PPA – Power Play Attempts
PPG – Power Play Goals
TS – Times Shorthanded
Rank - Overall NHL Ranking

PPGA – Power Play Goals Against
SHGF - Shorthanded Goals For
SHGA - Shorthanded Goals Against



Sabres Shootout Summary (50-41 All-Time)

> > > > record book

2005-06 | 5-5

Date	SDG	Losing Goalie	Score
Oct. 13, 2005	**Daniel Briere**	**John Grahame**	**BUF 4 at TBL 3**
Nov. 22, 2005	Jaromir Jagr	Martin Biron	NYR 3 at BUF 2
Nov. 23, 2005	**Ales Kotalik**	**Rick DiPietro**	**BUF 4 at NYI 3**
Dec. 19, 2005	**Maxim Afinogenov**	**Antero Niittymaki**	**BUF 2 at PHI 1**
Dec. 29, 2005	Mats Sundin	Martin Biron	BUF 3 at TOR 4
Jan. 12, 2006	Geoff Sanderson	Martin Biron	PHX 2 at BUF 1
Feb. 4, 2006	**Thomas Vanek**	**Dominik Hasek**	**OTT 1 at BUF 2**
Feb. 12, 2006	Eric Staal	Ryan Miller	BUF 3 at CAR 4
Mar. 27, 2006	Petr Sykora	Ryan Miller	BUF 4 at NYR 5
Apr. 3, 2006	**Maxim Afinogenov**	**J-S Aubin**	**BUF 3 at TOR 2**

2006-07 | 10-4

Date	SDG	Losing Goalie	Score
Oct. 4, 2006	**Daniel Briere**	**Cam Ward**	**BUF 3 at CAR 2**
Oct. 6, 2006	**Maxim Afinogenov**	**Cristobal Huet**	**MTL 4 at BUF 5**
Oct. 13, 2006	**Ales Kotalik**	**Dominik Hasek**	**BUF 3 at DET 2**
Oct. 28, 2006	Slava Kozlov	Ryan Miller	ATL 5 at BUF 4
Nov. 2, 2006	**Ales Kotalik**	**Tim Thomas**	**BUF 5 at BOS 4**
Dec. 1, 2006	Daniel Briere	Kevin Weekes	NYR 3 at BUF 4
Dec. 9, 2006	**Thomas Vanek**	**Cristobal Huet**	**BUF 3 at MTL 2**
Jan. 15, 2007	Marco Sturm	Ryan Miller	BUF 2 at BOS 3
Jan. 19, 2007	**Ales Kotalik**	**Dany Sabourin**	**VAN 3 at BUF 4**
Feb. 6, 2007	**Daniel Briere**	**Kari Lehtonen**	**BUF 4 at ATL 3**
Feb. 10, 2007	**Ales Kotalik**	**Miikka Kiprusoff**	**CGY 2 at BUF 3**
Feb. 17, 2007	Petr Tenkrat	Ryan Miller	BOS 4 at BUF 3
Feb. 22, 2007	**Drew Stafford**	**Martin Gerber**	**OTT 5 at BUF 6**
Mar. 13, 2007	Sidney Crosby	Ryan Miller	BUF 4 at PIT 5

2007-08 | 4-9

Date	SDG	Losing Goalie	Score
Dec. 22, 2007	**Ales Kotalik**	**Martin Biron**	**BUF 6 at PHI 5**
Dec. 28, 2007	Zach Parise	Ryan Miller	BUF 1 at NJD 2
Jan. 1, 2008	Sidney Crosby	Ryan Miller	PIT 2 at BUF 1
Jan. 8, 2008	Patrik Elias	Ryan Miller	BUF 1 at NJD 2
Jan. 10, 2008	Dean McAmmond	Jocelyn Thibault	BUF 2 at OTT 3
Jan. 12, 2008	Zach Parise	Ryan Miller	NJD 3 at BUF 2
Feb. 1, 2008	Eric Perrin	Jocelyn Thibault	BUF 4 at ATL 5
Feb. 6, 2008	**Drew Stafford**	**Martin Brodeur**	**NJD 2 at BUF 3**
Feb. 8, 2008	Phil Kessel	Ryan Miller	BOS 3 at BUF 2
Feb. 25, 2008	Daniel Briere	Ryan Miller	PHI 4 at BUF 3
Mar. 10, 2008	Scott Gomez	Ryan Miller	NYR 3 at BUF 2
Mar. 27, 2008	**Derek Roy**	**Martin Gerber**	**BUF 4 at OTT 3**
Apr. 1, 2008	**Maxim Afinogenov**	**Andrew Raycroft**	**BUF 4 at TOR 3**

2008-09 | 8-5

Date	SDG	Losing Goalie	Score
Oct. 10, 2008	**Ales Kotalik**	**Carey Price**	**MTL 1 at BUF 2**
Oct. 18, 2008	Slava Kozlov	Patrick Lalime	BUF 2 at ATL 3
Oct. 21, 2008	**Thomas Vanek**	**Manny Fernandez**	**BOS 2 at BUF 3**
Oct. 25, 2008	Ryan Smyth	Ryan Miller	BUF 1 at COL 2
Dec. 27, 2008	**Ales Kotalik**	**Joey MacDonald**	**NYI 3 at BUF 4**
Jan. 9, 2009	**Ales Kotalik**	**Stephen Valliquette**	**NYR 1 at BUF 2**



Sabres Shootout Summary (50-41 All-Time)

> > > > record book

2008-09 | 8-5

Date	SDG	Losing Goalie	Score
Jan. 15, 2009	**Jason Pominville**	**Marty Turco**	**BUF 5 at DAL 4**
Jan. 19, 2009	**Ales Kotalik**	**Tomas Vokoun**	**BUF 3 at FLA 2**
Feb. 7, 2009	Mike Fisher	Ryan Miller	BUF 2 at OTT 3
Feb 13, 2009	**Derek Roy**	**Evgeni Nabokov**	**SJS 5 at BUF 6**
Feb. 26, 2009	Jussi Jokinen	Patrick Lalime	BUF 1 at CAR 2
Mar. 14, 2009	Brett Sterling	Patrick Lalime	ATL 4 at BUF 3
Mar. 28, 2009	**Toni Lydman**	**Carey Price**	**BUF 4 at MTL 3**

2009-10 | 4-6

Date	SDG	Losing Goalie	Score
Oct. 24, 2009	**Tyler Myers**	**Mike Smith**	**BUF 3 at TBL 2**
Nov. 13, 2009	**Jason Pominville**	**Miikka Kiprusoff**	**CGY 1 at BUF 2**
Dec. 19, 2009	Kris Letang	Patrick Lalime	PIT 2 at BUF 1
Dec. 26, 2009	Alexei Kovalev	Ryan Miller	OTT 3 at BUF 2
Jan. 9, 2010	Matt Hendricks	Patrick Lalime	COL 4 at BUF 3
Jan. 16, 2010	Trent Hunter	Ryan Miller	BUF 2 at NYR 3
Jan. 21, 2010	Dustin Brown	Ryan Miller	BUF 3 at LAK 4
Jan. 27, 2010	**Jochen Hecht**	**Martin Brodeur**	**NJD 1 at BUF 2**
Feb. 9, 2010	David Krejci	Ryan Miller	BOS 3 at BUF 2
Mar. 24, 2010	**Jason Pominville**	**Carey Price**	**MON 2 at BUF 3**

2010-11 | 5-1

Date	SDG	Losing Goalie	Score
Nov. 6, 2010	**Tyler Ennis**	**J-S Giguere**	**BUF 3 at TOR 2**
Nov. 10, 2010	**Derek Roy**	**Johan Hedberg**	**BUF 5 at NJD 4**
Dec. 4, 2010	**Thomas Vanek**	**Brian Elliot**	**BUF 1 at OTT 0**
Jan. 1, 2011	**Tyler Ennis**	**Tim Thomas**	**BOS 6 at BUF 7**
Feb. 15, 2011	**Jochen Hecht**	**Carey Price**	**BUF 3 at MTL 2**
Feb. 26, 2011	Pavel Datsyuk	Ryan Miller	DET 3 at BUF 2

2011-12 | 7-7

Date	SDG	Losing Goalie	Score
Nov. 5, 2011	**Derek Roy**	**Craig Anderson**	**BUF 3 at OTT 2**
Nov. 14, 2011	**Brad Boyes**	**Carey Price**	**BUF 3 at MTL 2**
Nov. 23, 2011	Benoit Pouliot	Jhonas Enroth	BOS 4 at BUF 3
Dec. 31, 2011	Bobby Butler	Jhonas Enroth	OTT 3 at BUF 2
Jan. 24, 2012	**Nathan Gerbe**	**Martin Brodeur**	**BUF 2 at NJD 1**
Feb. 1, 2012	Ryan Callahan	Ryan Miller	NYR 1 at BUF 0
Feb. 4, 2012	**Brad Boyes**	**Al Montoya**	**BUF 4 at NYI 3**
Feb. 10, 2012	**Nathan Gerbe**	**Kari Lehtonen**	**DAL 2 at BUF 3**
Feb. 17, 2012	Max Pacioretty	Ryan Miller	MTL 4 at BUF 3
Feb. 24, 2012	**Derek Roy**	**Tuukka Rask**	**BOS 1 at BUF 2**
Mar. 10, 2012	**Tyler Ennis**	**Ben Bishop**	**BUF 4 at OTT 3**
Mar. 14, 2012	Peter Mueller	Ryan Miller	COL 5 at BUF 4
Mar. 17, 2012	Dmitry Kulikov	Ryan Miller	BUF 2 at FLA 3
Apr. 7, 2012	Patrice Bergeron	Jhonas Enroth	BUF 3 at BOS 4

2012-13 | 7-4

Date	SDG	Losing Goalie	Score
Feb. 7, 2013	**Jason Pominville**	**Peter Budaj**	**MTL 4 at BUF 5**
Feb. 28, 2013	**Thomas Vanek**	**Jose Theodore**	**BUF 4 at FLA 3**



Sabres Shootout Summary (50-41 All-Time)

2012-13 | 7-4

Date	SDG	Losing Goalie	Score
Mar. 2, 2013	**Jason Pominville**	**Johan Hedberg**	**NJD 3 at BUF 4**
Mar. 3, 2013	Rick Nash	Ryan Miller	BUF 2 at NYR 3
Mar. 7, 2013	David Clarkson	Ryan Miller	BUF 2 at NJD 3
Mar. 21, 2013	**Steve Ott**	**James Reimer**	**TOR 4 at BUF 5**
Mar. 28, 2013	Mike Santorelli	Ryan Miller	BUF 3 at FLA 5
Mar. 30, 2013	Matt Hendricks	Jhonas Enroth	WSH 4 at BUF 3
Apr. 7, 2013	**Nathan Gerbe**	**Martin Brodeur**	**NJD 2 at BUF 3**
Apr. 17, 2013	**Drew Stafford**	**Anton Khudobin**	**BUF 3 at BOS 2**
Apr. 26, 2013	**Thomas Vanek**	**Evgeni Nabokov**	**NYI 1 at BUF 2**

All-Time Buffalo Shooters

Shooter	Goals	Attempts	PCT	GDG
Thomas Vanek	19	53	35.8	6
Ales Kotalik	18	36	50.0	9
Jason Pominville	18	47	38.3	5
Drew Stafford	12	37	32.4	3
Derek Roy	10	29	34.5	5
Daniel Briere	8	18	44.4	4
Maxim Afinogenov	6	14	42.9	4
Tyler Ennis	6	17	35.3	3
Brad Boyes	5	12	41.7	2
Jochen Hecht	4	8	50.0	2
Nathan Gerbe	4	9	44.4	3
Tim Connolly	4	23	17.4	1
Toni Lydman	1	1	100.0	1
Steve Ott	1	3	33.3	1
Henrik Tallinder	1	3	33.3	0
Tyler Myers	1	4	25.0	1
Steve Bernier	0	1	0.0	0
Paul Byron	0	1	0.0	0
Patrick Kaleta	0	1	0.0	0
Tim Kennedy	0	1	0.0	0
Jordan Leopold	0	1	0.0	0
Adam Mair	0	1	0.0	0
Dainius Zubrus	0	1	0.0	0
Chris Drury	0	2	0.0	0
Cody Hodgson	0	2	0.0	0
Ville Leino	0	2	0.0	0
Clarke MacArthur	0	7	0.0	0

All-Time Buffalo Goaltenders

Goaltender	GA	SA	SV%	W-L
Ryan Miller	71	240	.704	43-28
Jhonas Enroth	15	43	.651	5-4
Martin Biron	5	12	.583	2-3
Jocelyn Thibault	3	10	.700	0-2
Patrick Lalime	9	23	.609	0-4
Mika Noronen	1	1	.000	---

Most Wins in a Season: 10 (2006-07)
Fewest Losses in a season: 1 (2010-11)
Most shootouts: 14 (2006-07, 2011-12)
Longest Shootout: 11 rounds/22 shooters (1/9/10 vs. Colorado)



2013-14 Buffalo Sabres

THE PLAYOFFS

BUFFALO SABRES



Sabres All-Time Playoff Scoring

A

Player	GP	G	A	PTS	PIM
Afinogenov, Maxim	49	10	13	23	22
Anderson, Shawn	5	0	1	1	4
Andersson, Mikael	1	1	0	1	0
Andreychuk, Dave	54	13	22	35	36
Arniel, Scott	16	2	1	3	13
Astley, Mark	2	0	0	0	0
Audette, Donald	61	15	23	38	36
Atkinson, Steve	1	0	0	0	0

B

Player	GP	G	A	PTS	PIM
Barnaby, Matthew	27	7	11	18	79
Barnes, Stu	39	14	7	21	10
Barrasso, Tom	12	0	0	0	9
Bodger, Doug	42	6	18	24	25
Boland, Michael	3	1	0	1	2
Boucher, Philippe	7	1	1	2	2
Boughner, Bob	25	0	5	5	24
Boyes, Brad	7	1	0	1	0
Breitenbach, Ken	8	0	1	1	4
Briere, Daniel	34	11	23	34	28
Brown, Curtis	52	14	11	25	34
Burridge, Randy	12	5	1	6	2
Butler, Chris	7	0	1	1	10

C

Player	GP	G	A	PTS	PIM
Campbell, Brian	34	3	10	13	26
Carney, Keith	15	0	6	6	6
Carriere, Larry	23	0	3	3	40
Cloutier, Jacques	4	0	0	0	0
Cloutier, Real	2	0	0	0	0
Connolly, Tim	36	5	18	23	8
Corkum, Bob	14	2	0	2	6
Crozier, Roger	9	0	1	1	2
Cunneyworth, Randy	3	0	0	0	0
Cyr, Paul	18	3	6	9	21

D

Player	GP	G	A	PTS	PIM
Davis, Mal	7	1	0	1	0
Dawe, Jason	22	4	3	7	18
Desjardins, Gerry	25	0	0	0	4
Deziel, Michel	1	0	0	0	0
Donnelly, Gord	6	0	1	1	0
Draper, Tom	7	0	0	0	0
Drury, Chris	34	17	14	31	12
Dryden, Dave	2	0	0	0	0
Dudley, Rick	25	7	2	9	69
Dumont, J.P.	31	11	10	21	22
Dunn, Richie	27	2	14	16	16

E

Player	GP	G	A	PTS	PIM
Edwards, Don	31	0	0	0	7
Ellis, Matt	4	1	0	1	0
Ennis, Tyler	**13**	**3**	**5**	**8**	**4**
Enroth, Jhonas	**1**	**0**	**0**	**0**	**0**
Errey, Bob	4	0	1	1	10

F

Player	GP	G	A	PTS	PIM
Fenyves, Dave	11	0	0	0	9
Fitzpatrick, Rory	11	0	4	4	16
Fogolin, Lee	30	0	6	6	58
Foligno, Mike	39	13	11	24	143
Franceschetti, Lou	6	1	0	1	2
Fuhr, Grant	8	0	0	0	2

G

Player	GP	G	A	PTS	PIM
Galley, Garry	17	0	9	9	18
Gare, Danny	58	23	21	44	147
Gaustad, Paul	38	0	8	8	37
Gerbe, Nathan	9	3	1	4	18
Gillies, Clark	5	0	1	1	25
Gilmour, Doug	18	2	5	7	12
Gragnani, Marc-Andre	7	1	6	7	4
Grand-Pierre, Jean-Luc	4	0	0	0	4
Gratton, Chris	18	6	5	11	14
Gratton, Norm	6	0	1	1	2
Grier, Mike	31	5	6	11	4
Grosek, Michal	40	9	11	20	64
Guevremont, Jocelyn	40	4	17	21	18

H-I

Player	GP	G	A	PTS	PIM
Hajt, Bill	80	2	16	18	70
Halkidis, Bob	8	0	0	0	41
Haller, Kevin	6	1	4	5	10
Hamel, Gilles	18	2	5	7	8
Hannan, Dave	27	4	3	7	28
Harris, Hugh	3	0	0	0	0
Harrison, Paul	1	0	0	0	0
Hartman, Mike	19	0	0	0	104
Hasek, Dominik	68	0	2	2	24
Hawerchuk, Dale	30	9	25	34	16
Haworth, Alan	10	4	5	9	4
Hecht, Jochen	32	6	8	14	18
Heinze, Steve	13	3	4	7	10
Hess, Robert	1	1	0	1	0
Hillman, Larry	6	0	0	0	8
Hogue, Benoit	13	3	1	4	37
Holland, Jason	1	0	0	0	0
Holzinger, Brian	52	11	18	29	61



Sabres All-Time Playoff Scoring

H-I

Player	GP	G	A	PTS	PIM
Horton, Tim	6	0	1	1	4
Houlder, Bill	8	0	2	2	4
Housley, Phil	35	10	17	27	22
Huddy, Charlie	3	0	0	0	0

J

Player	GP	G	A	PTS	PIM
James, Val	3	0	0	0	0
Janik, Doug	5	1	0	1	2
Jillson, Jeff	4	0	0	0	0
Johansson, Calle	6	0	1	1	0
Juneau, Joe	20	3	8	11	10

K

Player	GP	G	A	PTS	PIM
Kaleta, Patrick	**12**	**2**	**3**	**5**	**28**
Kalinin, Dmitri	37	2	7	9	20
Kennedy, Dean	8	1	2	3	29
Kennedy, Tim	6	1	2	3	4
Khmylev, Yuri	20	7	5	12	20
Korab, Jerry	46	7	14	21	69
Kotalik, Ales	34	6	9	15	16
Kowal, Joe	2	0	0	0	0
Krupp, Uwe	23	1	2	3	29
Kruse, Paul	11	1	0	1	8

L

Player	GP	G	A	PTS	PIM
LaFontaine, Pat	19	12	15	27	6
Lambert, Yvon	4	3	0	3	2
Ledyard, Grant	19	4	5	9	20
Leopold, Jordan	5	0	1	1	4
Lorentz, Jim	37	11	9	20	22
Luce, Don	62	17	19	36	46
Lydman, Toni	40	3	7	10	38

M

Player	GP	G	A	PTS	PIM
Maguire, Kevin	10	0	0	0	86
Mair, Adam	25	2	5	7	14
Malarchuk, Clint	5	0	1	1	2
Maloney, Dave	1	0	0	0	0
Mancari, Mark	1	0	0	0	0
Martin, Rick	62	24	29	53	74
Martin, Terry	11	2	2	4	10
May, Brad	36	3	8	11	59
McAdam, Gary	15	3	2	5	7
McClanahan, Rob	15	0	2	2	17
McCormick, Cody	**10**	**1**	**2**	**3**	**16**
McCourt, Dale	14	5	5	10	4
McIntosh, Paul	2	0	0	0	7

M

Player	GP	G	A	PTS	PIM
McKee, Jay	51	3	6	9	60
McKegney, Tony	38	11	9	20	10
McKenna, Sean	8	1	1	2	2
McNab, Peter	25	2	6	8	4
Meehan, Gerry	6	0	1	1	0
Mickey, Larry	6	1	0	1	5
Miller, Ryan	**47**	**0**	**1**	**1**	**6**
Mogilny, Alexander	31	14	16	30	18
Moller, Mike	3	0	1	1	0
Moller, Randy	14	0	2	2	16
Mongrain, Bob	11	1	2	3	2
Montador, Steve	12	1	1	2	12
Morrisonn, Shaone	1	0	0	0	2
Muni, Craig	12	0	1	1	6
Myers, Tyler	**13**	**2**	**5**	**7**	**20**
Myre, Phil	1	0	0	0	0

N-O

Player	GP	G	A	PTS	PIM
Napier, Mark	9	1	3	4	0
Niedermayer, Rob	7	1	3	4	2
Novotny, Jiri	4	0	0	0	0
Numminen, Teppo	28	1	5	6	8
Orlando, Gates	5	0	4	4	14

P-Q

Player	GP	G	A	PTS	PIM
Paetsch, Nathan	1	0	0	0	0
Paille, Daniel	1	0	0	0	0
Parker, Jeff	5	1	2	3	28
Patrick, James	38	0	2	2	14
Patrick, Steve	8	0	1	1	6
Patterson, Colin	13	1	1	2	2
Pearson, Scott	5	0	0	0	4
Peca, Michael	49	8	13	21	38
Perreault, Gilbert	90	33	70	103	44
Peterson, Brent	22	2	3	5	50
Plante, Derek	30	5	9	14	14
Playfair, Larry	40	0	6	6	97
Pominville, Jason	45	12	16	28	12
Pratt, Tracy	6	0	0	0	6
Presley, Wayne	27	9	5	14	42
Priestlay, Ken	14	0	0	0	21
Primeau, Wayne	42	4	7	11	18
Puppa, Daren	11	0	0	0	0
Pyatt, Taylor	14	0	5	5	10

R

Player	GP	G	A	PTS	PIM
Ramsay, Craig	89	17	31	48	27
Ramsey, Mike	72	8	18	26	158



Sabres All-Time Playoff Scoring

R

Player	GP	G	A	PTS	PIM
Rasmussen, Erik	27	2	5	7	22
Ray, Rob	55	3	2	5	169
Reekie, Joe	2	0	0	0	4
Richard, Jacques	12	2	1	3	7
Rivet, Craig	6	1	0	1	11
Robert, Rene	47	22	17	39	71
Robitaille, Mike	6	0	0	0	0
Roloson, Dwayne	4	0	0	0	0
Ronan, Ed	6	1	0	1	6
Roy, Derek	41	7	18	25	34
Ruff, Lindy	42	11	10	21	164
Ruuttu, Christian	23	3	8	11	43

S

Player	GP	G	A	PTS	PIM
Sanderson, Geoff	38	7	9	16	26
Satan, Miroslav	51	13	21	34	14
Sauve, Bob	23	0	0	0	2
Sauve, Jean Francois	7	2	2	4	0
Savard, Andre	45	5	11	16	40
Schock, Ron	2	0	0	0	0
Schoenfeld, Jim	75	3	13	16	151
Schultz, Dave	3	0	2	2	4
Seiling, Ric	55	14	14	28	31
Sekera, Andrej	8	1	0	1	11
Shannon, Darrin	14	1	3	4	8
Shannon, Darryl	29	4	7	11	16
Sheppard, Ray	7	1	2	3	2
Shields, Steve	10	0	0	0	9
Simon, Todd	5	1	0	1	0
Smehlik, Richard	83	1	14	15	38
Smith, Al	1	0	0	0	0
Smith, Derek	30	9	14	23	13
Smith, Doug	1	0	0	0	0
Snuggerud, Dave	12	1	3	4	6
Spacek, Jaroslav	16	0	0	0	10
Spencer, Brian	31	1	4	5	12
Stafford, Drew	**20**	**3**	**4**	**7**	**6**
Stanfeild, Fred	31	2	5	7	0
Stewart, Bill	9	0	3	3	0
Sutton, Ken	25	3	4	7	14
Svoboda, Petr	10	1	4	5	10
Sweeney, Bob	14	2	2	4	12
Sylvester, Dean	4	0	0	0	2

T-U

Player	GP	G	A	PTS	PIM
Tallinder, Henrik	**36**	**2**	**10**	**12**	**28**
Tanti, Tony	12	2	3	5	12
Taylor, Chris	2	0	0	0	2
Terbenche, Paul	6	0	0	0	0
Tidey, Alex	2	0	0	0	0
Torres, Raffi	4	0	2	2	12
Trefilov, Andrei	1	0	0	0	0
Tsyplakov, Vladimir	14	1	1	2	8
Tucker, John	17	9	11	20	18
Turgeon, Pierre	23	12	13	25	14

V

Player	GP	G	A	PTS	PIM
Vaive, Rick	17	7	5	12	20
Van Boxmeer, John	35	5	14	19	35
Vanek, Thomas	**36**	**15**	**5**	**20**	**18**
Varada, Vaclav	54	8	12	20	48
Virta, Hannu	17	1	3	4	6

W-Y

Player	GP	G	A	PTS	PIM
Wakaluk, Darcy	2	0	0	0	2
Ward, Dixon	53	12	17	29	46
Warrener, Rhett	38	1	5	6	38
Weber, Mike	**7**	**0**	**1**	**1**	**6**
Wells, Jay	7	0	1	1	12
Wiemer, Jim	1	0	0	0	0
Wilson, Mike	25	0	2	2	15
Wood, Randy	21	3	5	8	10
Woolley, Jason	49	7	27	34	26

Z

Player	GP	G	A	PTS	PIM
Zhitnik, Alexei	70	6	21	27	138
Zubrus, Dainius	15	0	8	8	8



Sabres All-Time Playoff Goaltending Stats

Player	GP	MIN	GA	EN	SO	GAA	W	L
Barrasso, Tom	12	661	46	1	0	4.18	3	8
Cloutier, Jacques	4	238	10	1	1	2.52	1	3
Crozier, Roger	9	541	25	1	0	2.77	5	4
Desjardins, Gerry	25	1383	75	1	0	3.25	11	11
Draper, Tom	7	433	19	0	1	2.63	3	6
Dryden, Dave	2	120	9	0	0	4.50	0	2
Edwards, Don	31	1859	98	3	1	3.16	13	18
Enroth, Jhonas	**1**	**17**	**1**	**0**	**0**	**3.49**	**0**	**0**
Fuhr, Grant	8	474	27	0	1	3.42	3	4
Harrison, Paul	1	26	1	0	0	2.31	0	0
Hasek, Dominik	68	4290	146	6	6	2.04	37	37
Malarchuk, Clint	5	305	22	0	0	4.33	2	4
Miller, Ryan	**47**	**2945**	**121**	**4**	**3**	**2.47**	**25**	**22**
Myre, Phil	1	57	7	0	0	7.37	0	0
Puppa, Daren	11	592	36	2	0	3.65	3	7
Roloson, Dwayne	4	139	10	1	0	4.31	1	1
Sauve, Bob	23	1268	59	1	4	2.79	13	9
Shields, Steve	10	570	26	3	1	2.74	4	7
Smith, Al	1	17	1	0	0	3.53	0	0
Trefilov, Andrei	1	5	0	0	0	0.00	0	0
Wakaluk, Darcy	2	37	2	0	0	3.22	0	1



Sabres All-Time Playoff Results

1973

DATE	SCORE	GOALTENDERS	WINNING GOAL
April 4, 1973	@ Montreal 2, Buffalo 1	K. Dryden/D. Dryden	Cournoyer (MTL)
April 5, 1973	@ Montreal 7, Buffalo 3	K. Dryden/D. Dryden	Lapointe (MTL)
April 7, 1973	Montreal 5, @ Buffalo 2	K. Dryden/Crozier	Wilson (MTL)
April 8, 1973	**@ Buffalo 5, Montreal 1**	**Crozier/K. Dryden**	**Perreault (BUF)**
April 10, 1973	**Buffalo 3, @ Montreal 2 (OT)**	**Crozier/K. Dryden**	**Robert (BUF)**
April 12, 1973	Montreal 4, @ Buffalo 2	K. Dryden/Crozier	Lapointe (MTL)

(Montreal wins series 4 games to 2)

1975

DATE	SCORE	GOALTENDERS	WINNING GOAL
April 13, 1975	**@ Buffalo 4, Chicago 1**	**Desjardins/Esposito**	**Perreault (BUF)**
April 15, 1975	**@ Buffalo 3, Chicago 1**	**Desjardins/Esposito**	**Dudley (BUF)**
April 17, 1975	@ Chicago 5, Buffalo 4 (OT)	Esposito/Desjardins	Mikita (CHI)
April 20, 1975	**Buffalo 6, @ Chicago 2**	**Desjardins/Esposito**	**R. Martin (BUF)**
April 22, 1975	**@ Buffalo 3, Chicago 1**	**Desjardins/Esposito**	**Robert (BUF)**

(Buffalo wins series 4 games to 1)

DATE	SCORE	GOALTENDERS	WINNING GOAL
April 27, 1975	**@ Buffalo 6, Montreal 5 (OT)**	**Desjardins & Crozier/Dryden**	**Gare (BUF)**
April 29, 1975	**@ Buffalo 4, Montreal 2**	**Crozier/Dryden**	**Ramsay (BUF)**
May 1, 1975	@ Montreal 7, Buffalo 0	Dryden/Crozier & Desjardins	Mahovlich (MTL)
May 3, 1975	@ Montreal 8, Buffalo 2	Dryden/Desjardins	Lafleur (MTL)
May 6, 1975	**@ Buffalo 5, Montreal 4 (OT)**	**Desjardins/Dryden**	**Robert (BUF)**
May 8, 1975	**Buffalo 4, @ Montreal 3**	**Desjardins/Dryden**	**Lorentz (BUF)**

(Buffalo wins series 4 games to 2)

DATE	SCORE	GOALTENDERS	WINNING GOAL
May 15, 1975	@ Philadelphia 4, Buffalo 1	Parent/Desjardins	Lonsberry (PHI)
May 18, 1975	@ Philadelphia 2, Buffalo 1	Parent/Desjardins	Clarke (PHI)
May 20, 1975	**@ Buffalo 5, Philadelphia 4 (OT)**	**Crozier/Parent**	**Robert (BUF)**
May 22, 1975	**@ Buffalo 4, Philadelphia 2**	**Desjardins/Parent**	**Lorentz (BUF)**
May 25, 1975	@ Philadelphia 5, Buffalo 1	Parent/Desjardins	Dornhoefer (PHI)
May 27, 1975	Philadelphia 2, @ Buffalo 0	Parent/Crozier	Kelly (PHI)

(Philadelphia wins series 4 games to 2)

1976

DATE	SCORE	GOALTENDERS	WINNING GOAL
April 6, 1976	@ St. Louis 5, Buffalo 2	Staniowski/Desjardins	Patey (STL)
April 8, 1976	**@ Buffalo 3, St. Louis 2 (OT)**	**Desjardins/Staniowski**	**Gare (BUF)**
April 9, 1976	**@ Buffalo 2, St. Louis 1 (OT)**	**Desjardins/Staniowski**	**Luce (BUF)**

(Buffalo wins series 2 games to 1)

DATE	SCORE	GOALTENDERS	WINNING GOAL
April 11, 1976	**@ Buffalo 5, N.Y. Islanders 3**	**Desjardins/Resch & Smith**	**R. Martin (BUF)**
April 13, 1976	**@ Buffalo 3, N.Y. Islanders 2 (OT)**	**Desjardins/Smith**	**Gare (BUF)**
April 15, 1976	@ N.Y. Islanders 5, Buffalo 3	Smith/Desjardins	MacMillan (NYI)
April 17, 1976	@ N.Y. Islanders 4, Buffalo 2	Smith/Desjardins	Potvin (NYI)
April 20, 1976	N.Y. Islanders 4, @ Buffalo 2	Smith/Desjardins	Marshall (NYI)
April 22, 1976	@ N.Y. Islanders 3, Buffalo 2	Smith/Desjardins	Gillies (NYI)

(N.Y. Islanders win series 4 games to 2)



Sabres All-Time Playoff Results

1977

DATE	SCORE	GOALTENDERS	WINNING GOAL
April 5, 1977	**@ Buffalo 4, Minnesota 2**	**Edwards/LoPresti**	**Korab (BUF)**
April 7, 1977	**Buffalo 7, @ Minnesota 1**	**Edwards/LoPresti & Smith**	**R. Martin (BUF)**
			(Buffalo wins series 2 games to 0)

DATE	SCORE	GOALTENDERS	WINNING GOAL
April 11, 1977	@ N.Y. Islanders 4, Buffalo 2	Smith/Edwards	Gillies (NYI)
April 13, 1977	@ N.Y. Islanders 4, Buffalo 2	Smith/Edwards	Gillies (NYI)
April 15, 1977	N.Y. Islanders 4, @ Buffalo 3	Smith/Edwards	Gillies (NYI)
April 17, 1977	N.Y. Islanders 4, @ Buffalo 3	Smith/Desjardins	MacMillan (NYI)
			(N.Y. Islanders win series 4 games to 0)

1978

DATE	SCORE	GOALTENDERS	WINNING GOAL
April 11, 1978	**@ Buffalo 4, N.Y. Rangers 1**	**Edwards/Thomas**	**R. Martin (BUF)**
April 13, 1978	@ N.Y. Rangers 4, Buffalo 3 (OT)	Davidson/Edwards	Murdoch (NYR)
April 15, 1978	**@ Buffalo 4, N.Y. Rangers 1**	**Edwards/Thomas**	**Ramsay (BUF)**
			(Buffalo wins series 2 games to 1)

DATE	SCORE	GOALTENDERS	WINNING GOAL
April 17, 1978	@ Philadelphia 4, Buffalo 1	Parent/Edwards	Kelly (PHI)
April 19, 1978	@ Philadelphia 3, Buffalo 2	Parent/Edwards	MacLeish (PHI)
April 22, 1978	**@ Buffalo 4, Philadelphia 1**	**Edwards/Parent**	**Perreault (BUF)**
April 23, 1978	Philadelphia 4, @ Buffalo 2	Parent/Edwards	MacLeish (PHI)
April 25, 1978	@ Philadelphia 4, Buffalo 2	Parent/Edwards	Lonsberry (PHI)
			(Philadelphia wins series 4 games to 1)

1979

DATE	SCORE	GOALTENDERS	WINNING GOAL
April 10, 1979	Pittsburgh 4, @ Buffalo 3	Herron/Sauve	Kindrachuk (PIT)
April 12, 1979	**Buffalo 3, @ Pittsburgh 1**	**Sauve/Herron**	**Richard (BUF)**
April 14, 1979	Pittsburgh 4, @ Buffalo 3 (OT)	Herron/Sauve	Ferguson (PIT)
			(Pittsburgh wins series 2 games to 1)

1980

DATE	SCORE	GOALTENDERS	WINNING GOAL
April 8, 1980	**@ Buffalo 2, Vancouver 1**	**Edwards/Bromley**	**Luce (BUF)**
April 9, 1980	**@ Buffalo 6, Vancouver 0**	**Sauve/Bromley & Hanlon**	**Ramsey (BUF)**
April 11, 1980	@ Vancouver 5, Buffalo 4	Hanlon & Bromley/Edwards	Brasar (VAN)
April 12, 1980	**Buffalo 3, @ Vancouver 1**	**Sauve/Bromley**	**Perreault (BUF)**
			(Buffalo wins series 3 games to 1)

DATE	SCORE	GOALTENDERS	WINNING GOAL
April 16, 1980	**@ Buffalo 5, Chicago 0**	**Edwards/Esposito**	**Van Boxmeer (BUF)**
April 17, 1980	**@ Buffalo 6, Chicago 4**	**Sauve/Veisor**	**Gare (BUF)**
April 19, 1980	**Buffalo 2, @ Chicago 1**	**Edwards/Esposito**	**Dudley (BUF)**
April 20, 1980	**Buffalo 3, @ Chicago 2**	**Sauve/Esposito**	**Perreault (BUF)**
			(Buffalo wins series 4 games to 0)



Sabres All-Time Playoff Results

> > > > playoffs

1980

DATE	SCORE	GOALTENDERS	WINNING GOAL
April 29, 1980	N.Y. Islanders 4, @ Buffalo 1	Smith/Edwards	Bossy (NYI)
May 1, 1980	N.Y. Islanders 2, @ Buffalo 1 (2OT)	Smith/Sauve	Nystrom (NYI)
May 3, 1980	@ N.Y. Islanders 7, Buffalo 4	Smith/Edwards	Henning (NYI)
May 6, 1980	**Buffalo 7, @ N.Y. Islanders 4**	**Sauve/Smith & Resch**	**Smith (BUF)**
May 8, 1980	**@ Buffalo 2, N.Y. Islanders 0**	**Sauve/Resch**	**Van Boxmeer (BUF)**
May 10, 1980	@ N.Y. Islanders 5, Buffalo 2	Smith/Sauve	Lorimer (NYI)

(N.Y. Islanders win series 4 games to 2)

1981

DATE	SCORE	GOALTENDERS	WINNING GOAL
April 8, 1981	**@ Buffalo 3, Vancouver 2 (OT)**	**Edwards/Brodeur**	**Haworth (BUF)**
April 9, 1981	**@ Buffalo 5, Vancouver 2**	**Edwards/Brodeur**	**Gare (BUF)**
April 11, 1981	**Buffalo 5, @ Vancouver 3**	**Edwards/Brodeur**	**Ruff (BUF)**

(Buffalo wins series 3 games to 0)

DATE	SCORE	GOALTENDERS	WINNING GOAL
April 16, 1981	Minnesota 4, @ Buffalo 3 (OT)	Meloche/Edwards	Payne (MIN)
April 17, 1981	Minnesota 5, @ Buffalo 2	Meloche/Edwards	Ciccarelli (MIN)
April 19, 1981	@ Minnesota 6, Buffalo 4	Meloche/Edwards	Broten (MIN)
April 20, 1981	**Buffalo 5, @ Minnesota 4 (OT)**	**Edwards/Meloche**	**Ramsay (BUF)**
April 22, 1981	Minnesota 4, @ Buffalo 3	Beaupre/Edwards	MacAdam (MIN)

(Minnesota wins series 4 games to 1)

1982

DATE	SCORE	GOALTENDERS	WINNING GOAL
April 7, 1982	@ Boston 3, Buffalo 1	Moffat/Edwards	Park (BOS)
April 8, 1982	@ Boston 7, Buffalo 3	Moffat/Harrison	Pederson (BOS)
April 10, 1982	**@ Buffalo 5, Boston 2**	**Edwards/Moffat**	**Ramsay (BUF)**
April 11, 1982	Boston 5, @ Buffalo 2	Moffat/Edwards	O'Reilly (BOS)

(Boston wins series 3 games to 1)

1983

DATE	SCORE	GOALTENDERS	WINNING GOAL
April 6, 1983	**Buffalo 1, @ Montreal 0**	**Sauve/Wamsley**	**Peterson (BUF)**
April 7, 1983	**Buffalo 3, @ Montreal 0**	**Sauve/Wamsley & Sevigny**	**McCourt (BUF)**
April 9, 1983	**@ Buffalo 4, Montreal 2**	**Sauve/Wamsley**	**McKegney (BUF)**

(Buffalo wins series 3 games to 0)

DATE	SCORE	GOALTENDERS	WINNING GOAL
April 14, 1983	**Buffalo 7, @ Boston 4**	**Sauve/Peeters**	**McKegney (BUF)**
April 15, 1983	@ Boston 5, Buffalo 3	Peeters/Sauve	Bourque (BOS)
April 17, 1983	**@ Buffalo 4, Boston 3**	**Sauve/Peeters**	**Ramsey (BUF)**
April 18, 1983	Boston 6, @ Buffalo 2	Peeters/Sauve	Middleton (BOS)
April 20, 1983	@ Boston 9, Buffalo 0	Peeters/Sauve & Myre	Crowder (BOS)
April 22, 1983	**@ Buffalo 5, Boston 3**	**Sauve/Peeters**	**Ruff (BUF)**
April 24, 1983	@ Boston 3, Buffalo 2 (OT)	Peeters/Sauve	Park (BOS)

(Boston wins series 4 games to 3)



Sabres All-Time Playoff Results

1984

DATE	SCORE	GOALTENDERS	WINNING GOAL
April 4, 1984	Quebec 3, @ Buffalo 2	Bouchard/Barrasso & Sauve	M. Stastny (QUE)
April 5, 1984	Quebec 6, @ Buffalo 2	Bouchard/Sauve & Barrasso	Savard (QUE)
April 7, 1984	@ Quebec 4, Buffalo 1	Bouchard/Barrasso	J.F. Sauve (QUE)

(Quebec wins series 3 games to 0)

1985

DATE	SCORE	GOALTENDERS	WINNING GOAL
April 10, 1985	@ Quebec 5, Buffalo 2	Gosselin/Barrasso	A. Stastny (QUE)
April 11, 1985	@ Quebec 3, Buffalo 2	Gosselin/Barrasso	Rochefort (QUE)
April 13, 1985	**@ Buffalo 6, Quebec 4**	**Barrasso/Gosselin**	**Andreychuk (BUF)**
April 14, 1985	**@ Buffalo 7, Quebec 4**	**Barrasso/Bouchard**	**Andreychuk (BUF)**
April 16, 1985	@ Quebec 6, Buffalo 5	Gosselin/Barrasso	Ashton (QUE)

(Quebec wins series 3 games to 2)

1988

DATE	SCORE	GOALTENDERS	WINNING GOAL
April 6, 1988	@ Boston 7, Buffalo 3	Lemelin/Barrasso & Puppa	Kluzak (BOS)
April 7, 1988	@ Boston 4, Buffalo 1	Lemelin/Barrasso	Shoebottom (BOS)
April 9, 1988	**@ Buffalo 6, Boston 2**	**Barrasso/Moog**	**Tucker (BUF)**
April 10, 1988	**@ Buffalo 6, Boston 5 (OT)**	**Puppa/Lemelin**	**Tucker (BUF)**
April 12, 1988	@ Boston 5, Buffalo 4	Lemelin/Puppa	Middleton (BOS)
April 14, 1988	Boston 5, @ Buffalo 2	Moog/Barrasso	Plett (BOS)

(Boston wins series 4 games to 2)

1989

DATE	SCORE	GOALTENDERS	WINNING GOAL
April 5, 1989	**Buffalo 6, @ Boston 0**	**Cloutier/Lemelin**	**Foligno (BUF)**
April 6, 1989	@ Boston 5, Buffalo 3	Moog/Malarchuk	Carpenter (BOS)
April 8, 1989	Boston 4, @ Buffalo 2	Moog/Cloutier	Neely (BOS)
April 9, 1989	Boston 3, @ Buffalo 2	Lemelin/Cloutier	Neely (BOS)
April 11, 1989	@ Boston 4, Buffalo 1	Moog/Cloutier	Neufeld (BOS)

(Boston wins series 4 games to 1)

1990

DATE	SCORE	GOALTENDERS	WINNING GOAL
April 5, 1990	**@ Buffalo 4, Montreal 1**	**Puppa/Roy**	**Vaive (BUF)**
April 7, 1990	Montreal 3, @ Buffalo 0	Roy/Puppa	Naslund (MTL)
April 9, 1990	@ Montreal 2, Buffalo 1 (OT)	Roy/Puppa	Skrudland (MTL)
April 11, 1990	**Buffalo 4, @ Montreal 2**	**Puppa/Roy**	**Turgeon (BUF)**
April 13, 1990	Montreal 4, @ Buffalo 2	Roy/Puppa	Richer (MTL)
April 15, 1990	@ Montreal 5, Buffalo 2	Roy/Puppa	Lemieux (MTL)

(Montreal wins series 4 games to 2)



Sabres All-Time Playoff Results

1991

DATE	SCORE	GOALTENDERS	WINNING GOAL
April 3, 1991	@ Montreal 7, Buffalo 5	Roy/Puppa & Wakaluk	Gilchrist (MTL)
April 5, 1991	@ Montreal 5, Buffalo 4	Roy/Puppa	Carbonneau (MTL)
April 7, 1991	**@ Buffalo 5, Montreal 4**	**Malarchuk/Roy**	**Ramsey (BUF)**
April 9, 1991	**@ Buffalo 6, Montreal 4**	**Malarchuk/Roy & Racicot**	**Ray (BUF)**
April 11, 1991	@ Montreal 4, Buffalo 3 (OT)	Roy/Malarchuk	Courtnall (MTL)
April 13, 1991	Montreal 5, @ Buffalo 1	Roy & Racicot/Malarchuk	Corson (MTL)
			(Montreal wins series 4 games to 2)

1992

DATE	SCORE	GOALTENDERS	WINNING GOAL
April 19, 1992	**Buffalo 3, @ Boston 2**	**Draper/Moog**	**Bodger (BUF)**
April 21, 1992	@ Boston 3, Buffalo 2 (OT)	Moog/Draper	Oates (BOS)
April 23, 1992	Boston 3, @ Buffalo 2	Moog/Draper	Oates (BOS)
April 25, 1992	Boston 5, @ Buffalo 4 (OT)	Moog/Draper	Donato (BOS)
April 27, 1992	**Buffalo 2, @ Boston 0**	**Draper/Moog**	**LaFontaine (BUF)**
April 29, 1992	**@ Buffalo 9, Boston 3**	**Draper/Moog & Lemelin**	**May (BUF)**
May 1, 1992	@ Boston 3, Buffalo 2	Moog/Draper	Reid (BOS)
			(Boston wins series 4 games to 3)

1993

DATE	SCORE	GOALTENDERS	WINNING GOAL
April 18, 1993	**Buffalo 5, @ Boston 4 (OT)**	**Fuhr/Moog**	**Sweeney (BUF)**
April 20, 1993	**Buffalo 4, @ Boston 0**	**Fuhr/Moog & Blue**	**Presley (BUF)**
April 22, 1993	**@ Buffalo 4, Boston 3 (OT)**	**Fuhr/Blue**	**Khmylev (BUF)**
April 24, 1993	**@ Buffalo 6, Boston 5 (OT)**	**Fuhr & Hasek/Moog**	**May (BUF)**
			(Buffalo wins series 4 games to 0)

DATE	SCORE	GOALTENDERS	WINNING GOAL
May 2, 1993	@ Montreal 4, Buffalo 3	Roy/Fuhr	Damphousse (MTL)
May 4, 1993	@ Montreal 4, Buffalo 3 (OT)	Roy/Fuhr	Carbonneau (MTL)
May 6, 1993	Montreal 4, @ Buffalo 3 (OT)	Roy/Fuhr	Dionne (MTL)
May 8, 1993	Montreal 4, @ Buffalo 3 (OT)	Roy/Fuhr	Muller (MTL)
			(Montreal wins series 4 games to 0)

1994

DATE	SCORE	GOALTENDERS	WINNING GOAL
April 17, 1994	**Buffalo 2, @ New Jersey 0**	**Hasek/Brodeur**	**Simon (BUF)**
April 19, 1994	@ New Jersey 2, Buffalo 1	Brodeur/Hasek	Stevens (NJD)
April 21, 1994	New Jersey 2, @ Buffalo 1	Brodeur/Hasek	Albelin (NJD)
April 23, 1994	**@ Buffalo 5, New Jersey 3**	**Hasek/Brodeur**	**Presley (BUF)**
April 25, 1994	@ New Jersey 5, Buffalo 3	Brodeur/Hasek	Lemieux (NJD)
April 27, 1994	**@ Buffalo 1, New Jersey 0 (4OT)**	**Hasek/Brodeur**	**Hannan (BUF)**
April 29, 1994	@ New Jersey 2, Buffalo 1	Brodeur/Hasek	Lemieux (NJD)
			(New Jersey wins series 4 games to 3)



Sabres All-Time Playoff Results

1995

DATE	SCORE	GOALTENDERS	WINNING GOAL
May 7, 1995	@ Philadelphia 4, Buffalo 3 (OT)	Hextall/Hasek	Dykhuis (PHI)
May 8, 1995	@ Philadelphia 3, Buffalo 1	Hextall/Hasek	DiMaio (PHI)
May 10, 1995	**@ Buffalo 3, Philadelphia 1**	**Hasek/Hextall**	**Presley (BUF)**
May 12, 1995	Philadelphia 4, @ Buffalo 2	Hextall/Hasek	Desjardins (PHI)
May 14, 1995	@ Philadelphia 6, Buffalo 4	Hextall/Hasek	LeClair (PHI)

(Philadelphia wins series 4 games to 1)

1997

DATE	SCORE	GOALTENDERS	WINNING GOAL
April 17, 1997	**@ Buffalo 3, Ottawa 1**	**Hasek/Tugnutt**	**Plante (BUF)**
April 19, 1997	Ottawa 3, @ Buffalo 1	Tugnutt/Hasek	Duchesne (OTT)
April 21, 1997	**Buffalo 3, @ Ottawa 2**	**Hasek & Shields/Tugnutt**	**Ward (BUF)**
April 23, 1997	@ Ottawa 1, Buffalo 0 (OT)	Tugnutt/Shields	Alfredsson (OTT)
April 25, 1997	Ottawa 4, @ Buffalo 1	Tugnutt/Shields & Trefilov	Alfredsson (OTT)
April 27, 1997	**Buffalo 3, @ Ottawa 0**	**Shields/Tugnutt**	**Holzinger (BUF)**
April 29, 1997	**@ Buffalo 3, Ottawa 2 (OT)**	**Shields/Tugnutt**	**Plante (BUF)**

(Buffalo wins series 4 games to 3)

DATE	SCORE	GOALTENDERS	WINNING GOAL
May 3, 1997	Philadelphia 5, @ Buffalo 3	Snow/Shields	Podein (PHI)
May 5, 1997	Philadelphia 2, @ Buffalo 1	Snow/Shields	Therien (PHI)
May 7, 1997	@ Philadelphia 4, Buffalo 1	Snow/Shields	Hawerchuk (PHI)
May 9, 1997	**Buffalo 5, @ Philadelphia 4 (OT)**	**Shields/Snow**	**Ronan (BUF)**
May 11, 1997	Philadelphia 6, @ Buffalo 3	Hextall/Shields	Zubrus (PHI)

(Philadelphia wins series 4 games to 1)

1998

DATE	SCORE	GOALTENDERS	WINNING GOAL
April 22, 1998	**Buffalo 3, @ Philadelphia 2**	**Hasek/Burke**	**Audette (BUF)**
April 24, 1998	@ Philadelphia 3, Buffalo 2	Burke/Hasek	LeClair (PHI)
April 27, 1998	**@ Buffalo 6, Philadelphia 1**	**Hasek/Burke & Hextall**	**Grosek (BUF)**
April 29, 1998	**@ Buffalo 4, Philadelphia 1**	**Hasek/Burke**	**Satan (BUF)**
May 1, 1998	**Buffalo 3, @ Philadelphia 2 (OT)**	**Hasek/Burke**	**Grosek (BUF)**

(Buffalo wins series 4 games to 1)

DATE	SCORE	GOALTENDERS	WINNING GOAL
May 8, 1998	**@ Buffalo 3, Montreal 2 (OT)**	**Hasek/Moog**	**Sanderson (BUF)**
May 10, 1998	**@ Buffalo 6, Montreal 3**	**Hasek/Moog & Thibault**	**Barnaby (BUF)**
May 12, 1998	**Buffalo 5, @ Montreal 4 (2OT)**	**Hasek/Thibault & Theodore**	**Peca (BUF)**
May 14, 1998	**Buffalo 3, @ Montreal 1**	**Hasek/Moog & Theodore**	**Audette (BUF)**

(Buffalo wins series 4 games to 0)

DATE	SCORE	GOALTENDERS	WINNING GOAL
May 23, 1998	**Buffalo 2, @ Washington 0**	**Hasek/Kolzig**	**Grosek (BUF)**
May 25, 1998	@ Washington 3, Buffalo 2 (OT)	Kolzig/Hasek	Krygier (WSH)
May 28, 1998	Washington 4, @ Buffalo 3 (OT)	Kolzig/Hasek	Bondra (WSH)
May 30, 1998	Washington 2, @ Buffalo 0	Kolzig/Hasek	Berube (WSH)
June 2, 1998	**Buffalo 2, @ Washington 1**	**Hasek/Kolzig**	**Woolley (BUF)**
June 4, 1998	Washington 3, @ Buffalo 2 (OT)	Kolzig/Hasek	Juneau (WSH)

(Washington wins series 4 games to 2)



Sabres All-Time Playoff Results

1999

DATE	SCORE	GOALTENDERS	WINNING GOAL
April 21, 1999	**Buffalo 2, @ Ottawa 1**	**Hasek/Tugnutt**	**Brown (BUF)**
April 23, 1999	**Buffalo 3, @ Ottawa 2 (2OT)**	**Hasek/Rhodes**	**Satan (BUF)**
April 25, 1999	**@ Buffalo 3, Ottawa 0**	**Hasek/Rhodes**	**Ward (BUF)**
April 27, 1999	**@ Buffalo 4, Ottawa 3**	**Hasek/Tugnutt**	**Zhitnik (BUF)**
			(Buffalo wins series 4 games to 0)

DATE	SCORE	GOALTENDERS	WINNING GOAL
May 6, 1999	@ Boston 4, Buffalo 2	Dafoe/Hasek	Thornton (BOS)
May 9, 1999	**Buffalo 3, @ Boston 1**	**Hasek/Dafoe**	**Brown (BUF)**
May 12, 1999	**@ Buffalo 3, Boston 2**	**Hasek/Dafoe**	**Ward (BUF)**
May 14, 1999	**@ Buffalo 3, Boston 0**	**Hasek/Dafoe**	**Zhitnik (BUF)**
May 16, 1999	@ Boston 5, Buffalo 3	Dafoe/Hasek & Roloson	Khristich (BOS)
May 18, 1999	**@ Buffalo 3, Boston 2**	**Hasek/Dafoe**	**Brown (BUF)**
			(Buffalo wins series 4 games to 2)

DATE	SCORE	GOALTENDERS	WINNING GOAL
May 23, 1999	**Buffalo 5, @ Toronto 4**	**Roloson/Joseph**	**Sanderson (BUF)**
May 25, 1999	@ Toronto 6, Buffalo 3	Joseph/Roloson	Perreault (TOR)
May 27, 1999	**@ Buffalo 4, Toronto 2**	**Hasek & Roloson/Joseph**	**Barnes (BUF)**
May 29, 1999	**@ Buffalo 5, Toronto 2**	**Hasek/Joseph & Healy**	**Ray (BUF)**
May 31, 1999	**Buffalo 4, @ Toronto 2**	**Hasek/Joseph**	**Rasmussen (BUF)**
			(Buffalo wins series 4 games to 1)

DATE	SCORE	GOALTENDERS	WINNING GOAL
June 8, 1999	**Buffalo 3, @ Dallas 2 (OT)**	**Hasek/Belfour**	**Woolley (BUF)**
June 10, 1999	@ Dallas 4, Buffalo 2	Belfour/Hasek	Hull (DAL)
June 12, 1999	Dallas 2, @ Buffalo 1	Belfour/Hasek	Nieuwendyk (DAL)
June 15, 1999	**@ Buffalo 2, Dallas 1**	**Hasek/Belfour**	**Ward (BUF)**
June 17, 1999	@ Dallas 2, Buffalo 0	Belfour/Hasek	Sydor (DAL)
June 19, 1999	Dallas 2, @ Buffalo 1 (3OT)	Belfour/Hasek	Hull (DAL)
			(Dallas wins series 4 games to 2)

2000

DATE	SCORE	GOALTENDERS	WINNING GOAL
April 13, 2000	@ Philadelphia 3, Buffalo 2	Boucher/Hasek	Gagne (PHI)
April 14, 2000	@ Philadelphia 2, Buffalo 1	Boucher/Hasek	Desjardins (PHI)
April 16, 2000	Philadelphia 2, @ Buffalo 0	Boucher/Hasek	LeClair (PHI)
April 18, 2000	**@ Buffalo 3, Philadelphia 2 (OT)**	**Hasek/Boucher**	**Barnes (BUF)**
April 20, 2000	@ Philadelphia 5, Buffalo 2	Boucher/Hasek	Langkow (PHI)
			(Philadelphia wins series 4 games to 1)

2001

DATE	SCORE	GOALTENDERS	WINNING GOAL
April 11, 2001	**Buffalo 2, @ Philadelphia 1**	**Hasek/Cechmanek**	**Gilmour (BUF)**
April 14, 2001	**Buffalo 4, @ Philadelphia 3 (OT)**	**Hasek/Cechmanek**	**McKee (BUF)**
April 16, 2001	Philadelphia 3, @ Buffalo 2	Cechmanek/Hasek	Delmore (PHI)
April 17, 2001	**@ Buffalo 4, Philadelphia 3 (OT)**	**Hasek/Cechmanek**	**Brown (BUF)**
April 19, 2001	@ Philadelphia 3, Buffalo 1	Cechmanek/Hasek	Recchi (PHI)
April 21, 2001	**@ Buffalo 8, Philadelphia 0**	**Hasek/Cechmanek & Boucher**	**Gratton (BUF)**
			(Buffalo wins series 4 games to 2)



Sabres All-Time Playoff Results

2001

DATE	SCORE	GOALTENDERS	WINNING GOAL
April 26, 2001	Pittsburgh 3, @ Buffalo 0	Hedberg/Hasek	Lemieux (PIT)
April 28, 2001	Pittsburgh 3 @ Buffalo 1	Hedberg/Hasek	Ference (PIT)
April 30, 2001	**Buffalo 4, @ Pittsburgh 1**	**Hasek/Hedberg**	**Woolley (BUF)**
May 2, 2001	**Buffalo 5, @ Pittsburgh 2**	**Hasek/Hedberg**	**Barnes (BUF)**
May 5, 2001	**@ Buffalo 3, Pittsburgh 2 (OT)**	**Hasek/Hedberg**	**Barnes (BUF)**
May 8, 2001	@ Pittsburgh 3, Buffalo 2 (OT)	Hedberg/Hasek	Straka (PIT)
May10, 2001	Pittsburgh 3, @ Buffalo 2 (OT)	Hedberg & Aubin/Hasek	Kasparaitis (PIT)

(Pittsburgh wins series 4 games to 3)

2006

DATE	SCORE	GOALTENDERS	WINNING GOAL
April 22, 2006	**@ Buffalo 3, Philadelphia 2 (2OT)**	**Miller/Esche**	**Briere (BUF)**
April 24, 2006	**@ Buffalo 8, Philadelphia 2**	**Miller/Esche-Niitymaki**	**Kotalik (BUF)**
April 26, 2006	@ Philadelphia 4, Buffalo 2	Esche/Miller	Forsberg (PHI)
April 28, 2006	@ Philadelphia 5, Buffalo 4	Esche/Miller	Forsberg (PHI)
April 30, 2006	**@ Buffalo 3, Philadelphia 0**	**Miller/Esche**	**Connolly (BUF)**
May 2, 2006	**Buffalo 7, @ Philadelphia 1**	**Miller/Esche-Niitymaki**	**Kotalik (BUF)**

(Buffalo wins series 4 games to 2)

DATE	SCORE	GOALTENDERS	WINNING GOAL
May 5, 2006	**Buffalo 7, @ Ottawa 6 (OT)**	**Miller/Emery**	**Drury (BUF)**
May 8, 2006	**Buffalo 2, @ Ottawa 1**	**Miller/Emery**	**Hecht (BUF)**
May 10, 2006	**@ Buffalo 3, Ottawa 2 (OT)**	**Miller/Emery**	**Dumont (BUF)**
May 11, 2006	Ottawa 2, @ Buffalo 1	Emery/Miller	Redden (OTT)
May 13, 2006	**Buffalo 3, @ Ottawa 2 (OT)**	**Miller/Emery**	**Pominville (BUF)**

(Buffalo wins series 4 games to 1)

DATE	SCORE	GOALTENDERS	WINNING GOAL
May 20, 2006	**Buffalo 3, @ Carolina 2**	**Miller/Ward**	**McKee (BUF)**
May 22, 2006	@ Carolina 4, Buffalo 3	Ward/Miller	Williams (CAR)
May 24, 2006	**@ Buffalo 4, Carolina 3**	**Miller/Ward-Gerber**	**Kotalik (BUF)**
May 26, 2006	Carolina 4, @ Buffalo 0	Gerber/Miller	Recchi (CAR)
May 28, 2006	@ Carolina 4, Buffalo 3 (OT)	Gerber-Ward/Miller	Stillman (CAR)
May 30, 2006	**@ Buffalo 2, Carolina 1 (OT)**	**Miller/Ward**	**Briere (BUF)**
June 1, 2006	@ Carolina 4, Buffalo 2	Ward/Miller	Brind'Amour (CAR)

(Carolina wins series 4 games to 3)

2007

DATE	SCORE	GOALTENDERS	WINNING GOAL
April 12, 2007	**@ Buffalo 4, NY Islanders 1**	**Miller/Dubielwicz**	**Drury (BUF)**
April 14, 2007	NY Islanders 3, @ Buffalo 2	DiPietro/Miller	Bergeron (NYI)
April 16, 2007	**Buffalo 3, @ NY Islanders 2**	**Miller/DiPietro**	**Briere (BUF)**
April 18, 2007	**Buffalo 4, @ NY Islanders 2**	**Miller/DiPietro**	**Drury (BUF)**
April 20, 2007	**@ Buffalo 4, NY Islanders 3**	**Miller/DiPietro**	**Afinogenov (BUF)**

(Buffalo wins series 4 games to 1)



Sabres All-Time Playoff Results

2007

DATE	SCORE	GOALTENDERS	WINNING GOAL
April 25, 2007	**@ Buffalo 5, NY Rangers 2**	**Miller/Lundqvist**	**Vanek (BUF)**
April 27, 2007	**@ Buffalo 3, NY Rangers 2**	**Miller/Lundqvist**	**Vanek (BUF)**
April 29, 2007	@ NY Rangers 2, Buffalo 1 (OT)	Lundqvist/Miller	Rozsival (NYR)
May 1, 2007	@ NY Rangers 2, Buffalo 1	Lundqvist/Miller	Shanahan (NYR)
May 4, 2007	**@ Buffalo 2, NY Rangers 1 (OT)**	**Miller/Lundqvist**	**Afinogenov (BUF)**
May 6, 2007	**Buffalo 5, @ NY Rangers 4**	**Miller/Lundqvist**	**Hecht (BUF)**
			(Buffalo wins series 4 games to 2)

DATE	SCORE	GOALTENDERS	WINNING GOAL
May 10, 2007	Ottawa 5, @ Buffalo 2	Emery/Miller	Saprykin (OTT)
May 12, 2007	Ottawa 4, @ Buffalo 3 (2OT)	Emery/Miller	Corvo (OTT)
May 14, 2007	@ Ottawa 1, Buffalo 0	Emery/Miller	Alfredsson (OTT)
May 16, 2007	**Buffalo 3, @ Ottawa 2**	**Miller/Emery**	**Drury (BUF)**
May 19, 2007	Ottawa 3, @ Buffalo 2 (OT)	Emery/Miller	Alfredsson (OTT)
			(Ottawa wins series 4 games to 1)

2010

DATE	SCORE	GOALTENDERS	WINNING GOAL
April 15, 2010	**@ Buffalo 2, Boston 1**	**Miller/Rask**	**Rivet (BUF)**
April 17, 2010	Boston 5, @ Buffalo 3	Rask/Miller	Chara (BOS)
April 19, 2010	@ Boston 2, Buffalo 1	Rask/Miller	Bergeron (BOS)
April 21, 2010	@ Boston 3, Buffalo 2 (2OT)	Rask/Miller	Satan (BOS)
April 23, 2010	**@ Buffalo 4, Boston 1**	**Miller/Rask**	**Pominville (BUF)**
April 26, 2010	@ Boston 4, Buffalo 3	Rask/Miller	Satan (BOS)
			(Boston wins series 4 games to 2)

2011

DATE	SCORE	GOALTENDERS	WINNING GOAL
April 14, 2011	**Buffalo 1, @ Philadelphia 0**	**Miller/Bobrovsky**	**Kaleta (BUF)**
April 16, 2011	@Philadelphia 5, Buffalo 4	Boucher-Bobrovsky/Miller	Briere (PHI)
April 18, 2011	Philadelphia 4, @ Buffalo 2	Boucher/Miller	Zherdev (PHI)
April 20, 2011	**@ Buffalo 1, Philadelphia 0**	**Miller/Boucher**	**Pominville (BUF)**
April 22, 2011	**Buffalo 4, @ Philadelphia 3 (OT)**	**Miller/Boucher-Leighton**	**Ennis (BUF)**
April 24, 2011	Philadelphia 5, @ Buffalo 4 (OT)	Leighton-Boucher/Miller	Leino (PHI)
April 26, 2011	@ Philadelphia 5, Buffalo 2	Boucher/Miller-Enroth	van Riemsdyk (PHI)
			(Philadelphia wins series 4 games to 3)



Sabres Overtime History in the Playoffs

Overtime History - Playoffs

Date	Opponent	Scorer	Score	Time
April 10, 1973	@ Montreal	Rene Robert	3-2 BUF	9:18
April 17, 1975	@ Chicago	Stan Mikita	5-4 CHI	2:31
April 27, 1975	Montreal	Danny Gare	6-5 BUF	4:42
May 6, 1975	Montreal	Rene Robert	5-4 BUF	5:56
May 20, 1975	Philadelphia	Rene Robert	5-4 BUF	18:29
April 8, 1976	St. Louis	Danny Gare	3-2 BUF	11:43
April 9, 1976	St. Louis	Don Luce	2-1 BUF	14:27
April 13, 1976	N.Y. Islanders	Danny Gare	3-2 BUF	14:04
April 13, 1978	@ N.Y. Rangers	Don Murdoch	4-3 NYR	1:37
April 14, 1979	Pittsburgh	George Ferguson	4-3 PIT	:47
May 1, 1980	N.Y. Islanders	Bob Nystrom	2-1 NYI	21:20
April 8, 1981	Vancouver	Alan Haworth	3-2 BUF	5:00
April 16, 1981	Minnesota	Steve Payne	4-3 MIN	:22
April 20, 1981	@ Minnesota	Craig Ramsay	5-4 BUF	16:32
April 24, 1983	@ Boston	Brad Park	3-2 BOS	1:52
April 10, 1988	Boston	John Tucker	6-5 BUF	5:32
April 9, 1990	@ Montreal	Brian Skrudland	2-1 MTL	12:35
April 11, 1991	@ Montreal	Russ Courtnall	4-3 MTL	5:56
April 21, 1992	@ Boston	Adam Oates	3-2 BOS	11:14
April 25, 1992	Boston	Ted Donato	5-4 BOS	2:08
April 18, 1993	@ Boston	Bob Sweeney	5-4 BUF	11:03
April 22, 1993	Boston	Yuri Khmylev	4-3 BUF	1:05
April 24, 1993	Boston	Brad May	6-5 BUF	4:48
May 4, 1993	@ Montreal	Guy Carbonneau	4-3 MTL	2:50
May 6, 1993	Montreal	Gilbert Dionne	4-3 MTL	8:28
May 8, 1993	Montreal	Kirk Muller	4-3 MTL	11:37
April 27, 1994	New Jersey	Dave Hannan	1-0 BUF	65:43
May 7, 1995	@ Philadelphia	Karl Dykhuis	4-3 PHI	10:06
April 23, 1997	@ Ottawa	Daniel Alfredsson	1-0 OTT	2:34
April 29, 1997	Ottawa	Derek Plante	3-2 BUF	5:24
May 9, 1997	@ Philadelphia	Ed Ronan	5-4 BUF	6:24



Sabres Overtime History in the Playoffs

Overtime History - Playoffs

Date	Opponent	Scorer	Score	Time
May 1, 1998	@ Philadelphia	Michal Grosek	3-2 BUF	5:40
May 8, 1998	Montreal	Geoff Sanderson	3-2 BUF	2:37
May 12, 1998	@ Montreal	Michael Peca	5-4 BUF	21:24
May 25, 1998	@ Washington	Todd Krygier	3-2 WSH	3:01
May 28, 1998	Washington	Peter Bondra	4-3 WSH	9:37
June 4, 1998	Washington	Joe Juneau	3-2 WSH	6:24
April 23, 1999	@ Ottawa	Miroslav Satan	3-2 BUF	30:35
June 8, 1999	@ Dallas	Jason Woolley	3-2 BUF	15:30
June 19, 1999	Dallas	Brett Hull	2-1 DAL	54:51
April 18, 2000	@ Philadelphia	Stu Barnes	3-2 BUF	4:42
April 14, 2001	@ Philadelphia	Jay McKee	4-3 BUF	18:02
April 17, 2001	Philadelphia	Curtis Brown	4-3 BUF	6:13
May 5, 2001	Pittsburgh	Stu Barnes	3-2 BUF	8:34
May 8, 2001	@ Pittsburgh	Martin Straka	3-2 PIT	11:29
May 10, 2001	Pittsburgh	Darius Kasparitis	3-2 PIT	13:01
April 22, 2006	Philadelphia	Daniel Briere	3-2 BUF	27:31
May 5, 2006	@ Ottawa	Chris Drury	7-6 BUF	:18
May 10, 2006	Ottawa	J-P Dumont	3-2 BUF	5:05
May 13, 2006	@Ottawa	Jason Pominville	3-2 BUF	2:26
May 28, 2006	@ Carolina	Cory Stillman	4-3 CAR	8:46
May 30, 2006	Carolina	Daniel Briere	2-1 BUF	4:22
April 29, 2007	@ NY Rangers	Michal Rozsival	2-1 NYR	36:43
May 4, 2007	NY Rangers	Maxim Afinogenov	2-1 BUF	4:39
May 12, 2007	Ottawa	Joe Corvo	4-3 OTT	24:58
May 19, 2007	Ottawa	Daniel Alfredsson	3-2 OTT	9:32
April 21, 2010	@ Boston	Miroslav Satan	3-2 BOS	27:41
April 22, 2011	@ Philadelphia	Tyler Ennis	4-3 BUF	5:31
April 24, 2011	Philadelphia	Ville Leino	5-4 PHI	4:43

Sabres are 32-27 in overtime games during the playoffs (20-13 at home and 12-14 on road). Overtime goals have ended a Sabres playoff series 12 times (April 9, 1976; April 14, 1979; April 24, 1983; April 24, 1993; May 8, 1993; April 29, 1997; May 1, 1998; June 4, 1998; June 19, 1999; May 10, 2001; May 13, 2006 and May 19, 2007).



Playoff Hat Tricks

Sabres Playoff Hat Tricks

YEAR	NO.	PLAYER	OPPONENT	SCORE	DATE	PLACE	GOALIE(S)
1977 (1)	1.	Jim Lorentz	Minnesota	7-1 W	4-7-77	Minnesota	Pete LoPresti (2) Gary Smith (1)
1980 (1)	2.	Gil Perreault	N.Y. Islanders	7-4 W	5-6-80	New York	Billy Smith (2) Empty Net (1)
1985 (1)	3.	Dave Andreychuk	Quebec	7-4 W	4-14-85	Buffalo	Dan Bouchard
1988 (1)	4.	John Tucker*#	Boston	6-2 W	4-9-88	Buffalo	Andy Moog
1998 (1)	5.	Matthew Barnaby#	Montreal	6-3 W	5-10-98	Buffalo	Andy Moog (2) Empty Net (1)
2006 (2)	6.	J-P Dumont	Philadelphia	8-2 W	4-24-06	Buffalo	Robert Esche (3)**
	7.	Jason Pominville	Philadelphia	8-2 W	4-24-06	Buffalo	A. Niitymaki (3)**

Playoff Hat Tricks Against the Sabres

YEAR	NO.	PLAYER	OPPONENT	SCORE	DATE	PLACE	GOALIE(S)
1973 (1)	1.	Yvan Cournoyer	Montreal	3-7 L	4-5-73	Montreal	Dave Dryden
1975 (1)	2.	Guy Lafleur	Montreal	0-7 L	5-1-75	Montreal	Roger Crozier (1) Gerry Desjardins (2)
1982 (1)	3.	Barry Pederson	Boston	3-7 L	4-8-82	Boston	Don Edwards

** - indicates 4-goal game.*

 # - indicates three consecutive and uninterrupted goals (true or natural hat trick). Note: John Tucker's final three goals in a four-goal game vs. Boston on 4-9-88 (6-2 W) were consecutive and uninterrupted.

*** - Esche allowed goals by Dumont (2) and Pominville (1); Niitymaki allowed goals by Dumont (1) and Pominville (2).*



Sabres Playoff Shutouts

YEAR	NO.	PLAYER	OPPONENT	SCORE	DATE	PLACE	GOALIE(S)
1980 (3)	1.	Bob Sauve	Vancouver	6-0	4-9-80	Buffalo	22
	2.	Don Edwards	Chicago	5-0	4-16-80	Buffalo	17
	3.	Bob Sauve (2)	N.Y. Islanders	2-0	5-8-80	Buffalo	22
1983 (2)	4.	Bob Sauve (3)	Montreal	1-0	4-6-83	Montreal	24
	5.	Bob Sauve (4)	Montreal	3-0	4-7-83	Montreal	22
1989 (1)	6.	Jacques Cloutier	Boston	6-0	4-5-89	Boston	29
1992 (1)	7.	Tom Draper	Boston	2-0	4-27-92	Boston	28
1993 (1)	8.	Grant Fuhr	Boston	4-0	4-20-93	Boston	34
1994 (2)	9.	Dominik Hasek	New Jersey	2-0	4-17-94	New Jersey	30
	10.	Dominik Hasek (2)	New Jersey	1-0	4-27-94	Buffalo	70
1997 (1)	11.	Steve Shields	Ottawa	3-0	4-27-97	Ottawa	31
1998 (1)	12.	Dominik Hasek (3)	Washington	2-0	5-23-98	Washington	19
1999 (2)	13.	Dominik Hasek (4)	Ottawa	3-0	4-25-99	Buffalo	31
	14.	Dominik Hasek (5)	Boston	3-0	5-14-99	Buffalo	24
2000 (1)	15.	Dominik Hasek (6)	Philadelphia	8-0	4-21-01	Buffalo	24
2006 (1)	16.	Ryan Miller	Philadelphia	3-0	4-30-06	Buffalo	24
2011 (2)	17.	Ryan Miller (2)	Philadelphia	1-0	4-14-11	Philadelphia	35
	18.	Ryan Miller (3)	Philadelphia	1-0	4-20-11	Buffalo	32

Note: Figure in parentheses for goaltender indicates cumulative total with the Sabres in the playoffs.

Sabres Playoff Shutouts

YEAR	NO.	PLAYER	OPPONENT	SCORE	DATE	PLACE	GOALIE(S)
1975 (2)	1.	Ken Dryden	Montreal	7-0	5-1-75	Montreal	27
	2.	Bernie Parent	Philadelphia	2-0	5-27-75	Buffalo	32
1983 (1)	3.	Pete Peeters	Boston	9-0	4-20-83	Boston	27
1990 (1)	4.	Patrick Roy	Montreal	3-0	4-7-90	Buffalo	26
1997 (1)	5.	Ron Tugnutt	Ottawa	1-0	4-23-97	Ottawa	17
1998 (1)	6.	Olaf Kolzig	Washington	2-0	5-30-98	Buffalo	30
1999 (1)	7.	Ed Belfour	Dallas	2-0	6-17-99	Dallas	23
2000 (1)	8.	Brian Boucher	Philadelphia	2-0	4-16-00	Buffalo	17
2001 (1)	9.	Johan Hedberg	Pittsburgh	3-0	4-26-01	Buffalo	25
2006 (1)	10.	Martin Gerber	Carolina	4-0	5-26-06	Buffalo	22
2007 (1)	11.	Ray Emery	Ottawa	1-0	5-14-07	Ottawa	15

Note: Figure in parentheses for goaltender indicates cumulative total against the Sabres in the playoffs.



Sabres Career Playoff Leaders

Games Played

Games Played	Total
Gilbert Perreault	90
Craig Ramsay	89
Richard Smehlik	83
Bill Hajt	80
Jim Schoenfeld	75
Mike Ramsey	72
Alexei Zhitnik	70
Don Luce	62
Rick Martin	62
Donald Audette	61

Goals

Goals	Total
Gilbert Perreault	33
Rick Martin	24
Danny Gare	23
Rene Robert	22
Chris Drury	17
Don Luce	17
Craig Ramsay	17
Donald Audette	15
Thomas Vanek	**15**
Five players tied	*14*

Assists

Assists	Total
Gilbert Perreault	70
Craig Ramsay	31
Rick Martin	29
Jason Woolley	27
Dale Hawerchuk	25
Daniel Briere	23
Donald Audette	23
Dave Andreychuk	22
Three players tied	*21*

Points

Points	Total
Gilbert Perreault	103
Rick Martin	53
Craig Ramsay	48
Danny Gare	44
Rene Robert	39
Donald Audette	38
Don Luce	36
Dave Andreychuk	35
Miroslav Satan	35
Three players tied	*34*

Power Play Goals

Power Play Goals	Total
Rick Martin	12
Gilbert Perreault	10
Stu Barnes	8
Chris Drury	8
Danny Gare	8
Donald Audette	7
Pat LaFontaine	7
Rick Vaive	7
Thomas Vanek	**7**
Miroslav Satan	6

Shorthanded Goals

Shorthanded	Total
Dixon Ward	3
Curtis Brown	2
Brian Holzinger	2
Don Luce	2
Wayne Presley	2
Craig Ramsay	2
14 players tied	*1*

Game-Winning Goals

Game Winning Goals	Total
Gilbert Perreault	5
Danny Gare	5
Chris Drury	4
Stu Barnes	4
Curtis Brown	4
Rick Martin	4
Craig Ramsay	4
Rene Robert	4
Dixon Ward	4
Seven players tied	*3*

Penalty Minutes

Penalty Minutes	Total
Rob Ray	169
Lindy Ruff	164
Mike Ramsey	158
Jim Schoenfeld	151
Danny Gare	147
Mike Foligno	143
Alexei Zhitnik	138
Mike Hartman	104
Larry Playfair	97

Shutouts

Shutouts	Total
Dominik Hasek	6
Bob Sauve	4
Ryan Miller	**3**
Jacques Cloutier	1
Tom Draper	1
Don Edwards	1
Grant Fuhr	1
Steve Shields	1



Sabres Career Playoff Leaders

Goaltender Games

Goalie Games	Total
Dominik Hasek	68
Ryan Miller	**47**
Don Edwards	31
Gerry Desjardins	25
Bob Sauve	23
Tom Barrasso	12
Daren Puppa	11
Steve Shields	10
Roger Crozier	9
Grant Fuhr	8

Goaltender Wins

Goalie Wins	Total
Dominik Hasek	37
Ryan Miller	**25**
Don Edwards	13
Bob Sauve	13
Gerry Desjardins	11
Roger Crozier	5
Steve Shields	4
Three players tied	*3*

Goaltender Minutes

Goalie Minutes	Total
Dominik Hasek	4,290
Ryan Miller	**2,945**
Don Edwards	1,859
Gerry Desjardins	1,383
Bob Sauve	1,268
Tom Barrasso	661
Daren Puppa	592
Steve Shields	570
Roger Crozier	541
Grant Fuhr	474



Sabres Individual Playoff Records

One Playoff Year

Most Goals
10 Gilbert Perreault (1980)

Most Goals by Defenseman
4 Mike Ramsey (1983)
Jason Woolley (1999)
Alexei Zhitnik (1999)

Most Assists
12 Daniel Briere (2007)

Most Points
21 Gilbert Perreault (1980)

Most Penalty Minutes
56 Rob Ray (1991)

Most Power Play Goals
5 Rick Martin (1975)
Pat LaFontaine (1992)
Chris Drury (2006)

Most Shorthanded Goals
2 Dixon Ward (1999)
Curtis Brown (2001)

Most Minutes Played by Goaltender
1,217 Dominik Hasek (1999)

Longest Shutout Sequence by Goaltender
147:25 Bob Sauve (4-6-83 to 4-9-83 vs. Montreal)

Most Shots on Goal
66 Gilbert Perreault (1975)

Most Consecutive Goal-Scoring Games
7 Pat LaFontaine (1992)

Most Point-Scoring Games in Succession
8 Dale Hawerchuk (1993)
Donald Audette (1998)

One Playoff Series

Most Goals
8 Pat LaFontaine (1992 vs. Boston)

Most Assists
7 Gilbert Perreault (1973 vs. Montreal; 1982 vs. Boston, 1983 vs. Boston)
Dale Hawerchuk (1994 vs. New Jersey)
Miroslav Satan (2001 vs. Philadelphia)

Most Points
11 Pat LaFontaine (1992 vs. Boston)

Most Penalty Minutes
56 Rob Ray (1991 vs. Montreal)

Most Power Play Goals
5 Pat LaFontaine (1992 vs. Boston)

Most Shorthanded Goals
2 Dixon Ward (1999 vs. Toronto)
Curtis Brown (2001 vs. Pittsburgh)

Most Minutes Played by Goaltender
484 Dominik Hasek (1994 vs. New Jersey)

One Playoff Series

Most Shots on Goal
38 Rick Martin (1973 vs. Montreal)

Most Goals by Opposing Player
7 Guy Lafleur (1975 vs. Montreal)
Barry Pederson (1983 vs. Boston)

Most Assists by Opposing Player
14 Rick Middleton (1983 vs. Boston)

Most Points by Opposing Player
18 Rick Middleton (1983 vs. Boston)

One Stanley Cup Final Series

1975 vs. Philadelphia, 6 games; 1999 vs. Dallas, 6 games

Most Goals
3 Stu Barnes (1999 vs. Dallas)

Most Assists
4 Rick Martin (1975 vs. Philadelphia)

Most Points
6 Rick Martin (1975 vs. Philadelphia)

Most Penalty Minutes
18 Alexei Zhitnik (1999 vs. Dallas)

Most Power Play Goals
1 Jerry Korab (1975 vs. Philadelphia)
Rick Martin (1975 vs. Philadelphia)
Michael Peca (1999 vs. Dallas)
Gilbert Perreault (1975 vs. Philadelphia)
Alexei Zhitnik (1999 vs. Dallas)

Most Shorthanded Goals
0 N/A

Most Minutes Played by Goaltender
428 Dominik Hasek (1999 vs. Dallas)

Most Shots on Goal
23 Gilbert Perreault (1975 vs. Philadelphia)

Most Goals by Opposing Player
3 Brett Hull (1999 vs. Dallas)
Reggie Leach (1975 vs. Philadelphia)
Jere Lehtinen (1999 vs. Dallas)

Most Assists by Opposing Player
7 Mike Modano (1999 vs. Dallas)

Most Points by Opposing Player
7 Mike Modano (1999 vs. Dallas)

One Semifinal/Conference Final Series

Most Goals
6 Gilbert Perreault (1980 vs. N.Y. Islanders)

Most Assists
4 Brian Holzinger (1999 vs. Toronto)
Peter McNab (1975 vs. Montreal)
Jason Woolley (1999 vs. Toronto)
Jochen Hecht (2006 vs. Carolina)
Jason Pominville (2007 vs. Ottawa)



Sabres Individual Playoff Records

One Semifinal/Conference Final Series

Most Points
8 Gilbert Perreault (1980 vs. N.Y. Islanders)

Most Penalty Minutes
24 Larry Carriere (1975 vs. Montreal)

Most Power Play Goals
4 Stu Barnes (1999 vs. Toronto)

Most Shorthanded Goals
2 Dixon Ward (1999 vs. Toronto)

Most Minutes Played by Goaltender
379 Dominik Hasek (1998 vs. Washington)

Most Shots on Goal
27 Rick Martin (1975 vs. Montreal)

Most Goals by Opposing Player
7 Guy Lafleur (1975 vs. Montreal)

Most Assists by Opposing Player
7 Pete Mahovlich (1975 vs. Montreal)

Most Points by Opposing Player
10 Guy Lafleur (1975 vs. Montreal)
Jacques Lemaire (1975 vs. Montreal)
Pete Mahovlich (1975 vs. Montreal)

One Quarterfinal Series

Most Goals
5 Rene Robert (1973 vs. Montreal)

Most Assists
7 Gilbert Perreault (1973 vs. Montreal; 1983 vs. Boston)

Most Points
10 Gilbert Perreault (1973 vs. Montreal)

Most Penalty Minutes
47 Lindy Ruff (1983 vs. Boston)

Most Power Play Goals
3 Rick Martin (1975 vs. Chicago)

Most Shorthanded Goals
2 Curtis Brown (2001 vs. Pittsburgh)

Most Minutes Played by Goaltender
452 Dominik Hasek (2001 vs. Pittsburgh)

Most Shots on Goal
38 Rick Martin (1973 vs. Montreal)

Most Goals by Opposing Player
7 Barry Pederson (1983 vs. Boston)

Most Assists by Opposing Player
14 Rick Middleton (1983 vs. Boston)

Most Points by Opposing Player
18 Rick Middleton (1983 vs. Boston)

One First-Round Series

Most Goals
8 Pat LaFontaine (1992 vs. Boston)

Most Assists
7 Gilbert Perreault (1982 vs. Boston)

One Playoff Series

Most Assists (continued)
Dale Hawerchuk (1994 vs. New Jersey)
Miroslav Satan (2001 vs. Pittsburgh)

Most Points
11 Pat LaFontaine (1992 vs. Boston)

Most Penalty Minutes
56 Rob Ray (1991 vs. Montreal)

Most Power Play Goals
5 Pat LaFontaine (1992 vs. Boston)

Most Shorthanded Goals
1 Craig Ramsay (1976 vs. St. Louis)
Scott Arniel (1989 vs. Boston)
Mike Foligno (1989 vs. Boston)
Christian Ruuttu (1991 vs. Montreal)
Dave Snuggerud (1991 vs. Montreal)
Petr Svoboda (1992 vs. Boston)
Pat LaFontaine (1992 vs. Boston)
Wayne Presley (1993 vs. Boston; 1995 vs. Philadelphia)
Brian Holzinger (1997 vs. Ottawa; 1998 vs. Philadelphia)
Dixon Ward (1997 vs. Philadelphia)
Darryl Shannon (1998 vs. Philadelphia)
Chris Drury (2006 vs. Philadelphia)
Mike Grier (2006 vs. Philadelphia)

Most Minutes Played by Goaltender
484 Dominik Hasek (1994 vs. New Jersey)

Most Shutouts
2 Bob Sauve (1983 vs. Montreal)
Dominik Hasek (1994 vs. New Jersey)
Ryan Miller (2011 vs. Philadelphia)

Most Shots on Goal
33 Drew Stafford (2011 vs. Philadelphia)

Most Goals by Opposing Player
6 Michel Goulet (1982 vs. Quebec)
Danny Briere (2011 vs. Philadelphia)

Most Assists by Opposing Player
10 Peter McNab (1982 vs. Boston)
Peter Stastny (1985 of Quebec)

Most Points by Opposing Player
10 Peter McNab (1982 vs. Boston)
Peter Stastny (1985 vs. Quebec)
Denis Savard (1991 vs. Montreal)
Adam Oates (1992 vs. Boston)

One Game Only

Most Goals
4 John Tucker (4-9-88 vs. Boston)

Most Assists
4 Gilbert Perreault (4-10-82 vs. Boston; 4-17-80 vs. Chicago)



Sabres Individual Playoff Records

One Game Only

Most Assists (continued)

Dave Andreychuk (4-11-90 at Montreal)

Most Points

5 John Tucker (4-10-88 vs. Boston)
Derek Roy (5-5-06 at Ottawa)

Most Penalty Minutes

32 Kevin Maguire (4-9-88 vs. Boston)

Most Power Play Goals

2 John Tucker (4-9-88 vs. Boston;
4-10-88 vs. Boston)
Randy Burridge (5-11-97 vs. Philadelphia)
Miroslav Satan (4-27-98 vs. Philadelphia)
J-P Dumont (4-24-06 vs. Philadelphia)

Most Shorthanded Goals

1 (16x) Last: Jason Pominville
(5-13-06 vs. Ottawa)

One Playoff Series

Most Minutes Played by Goaltender

125:43 Dominik Hasek (4-27-94 vs. New Jersey)

Most Shots on Goal

14 Daniel Briere (4-22-06 vs. Philadelphia)

Most Goals by Opposing Player

3 Yvon Cournoyer (4-5-73 at Montreal)
Guy Lafleur (5-1-75 at Montreal)
Barry Pederson (4-8-82 at Boston)

Most Assists by Opposing Player

4 Rick Middleton (4-18-83 vs. Boston)
Andrei Nikolishin (5-28-98 vs. Washington)

Most Points by Opposing Player

6 Rick Middleton (4-18-83 vs. Boston)



Sabres Team Playoff Records

One Playoff Year

Overall Wins

Most	14	(1999, 21 games)
Fewest	0	(1984, 3 games)

Overall Losses

Most	7	(1975, 17 games) (1997, 12 games) (1999, 21 games) (2006, 18 games) (2007, 16 games)
Fewest	2	(1979, 3 games)

Goals For

Most	60	(2006, 18 games)
Fewest	5	(1984, 3 games)

Goals Against

Most	58	(1975, 17 games)
Fewest	9	(1979, 3 games)

Most Shutouts

For	3	(1980, 14 games)
Against	2	(1975, 17 games)

Most Overtime Games

	6	(1993, 8 games) (1998, 15 games) (2006, 18 games)

Longest Winning Streak

	8	(4-27-98 to 5-23-98)

Longest Losing Streak

	4	(4-11-77 to 4-17-77) (4-15-76 to 4-22-76) (4-6-89 to 4-11-89) (5-2-93 to 5-8-93)

Most Power Play Goals

For	17	(1980, 14 games)
Against	16	(2006, 18 games)

Most Shorthanded Goals

For	5	(2006, 18 games)
Against	3	(1988, 6 games) (1980, 14 games)

Shots on Goal

Most	561	(1999, 21 games)
Fewest	83	(1984, 3 games)

Shots on Goal Against

Most	657	(1999, 21 games)
Fewest	73	(1984, 3 games)

Most Penalty Minutes

For	349	(1988, 21 games)
Against	308	(1988, 6 games)

One Playoff Series

Most Goals Scored in Two-Game Series

For	11	(1977 vs. Minnesota)
Allowed	3	(1977 vs. Minnesota)

Goals Scored in Three-Game Series

Most	13	(1981 vs. Vancouver)
Least	5	(1984 vs. Quebec)

Goals Allowed in Three-Game Series

Most	13	(1984 vs. Quebec)
Least	2	(1983 vs. Montreal)

Goals Scored in Four-Game Series

Most	19	(1993 vs. Boston)
Least	10	(1977 vs. NY Islanders)

Goals Allowed in Four-Game Series

Most	17	(1982 vs. Boston)
Least	6	(1999 vs. Ottawa)

Goals Scored in Five-Game Series

Most	22	(1985 vs. Quebec)
Least	8	(2000 vs. Philadelphia)

Goals Allowed in Five-Game Series

Most	24	(1981 vs. Minnesota)
Least	9	(1998 vs. Philadelphia)

Goals Scored in Six-Game Series

Most	24	(1991 vs. Montreal) (2006 vs. Philadelphia)
Least	9	(1999 vs. Dallas)

Goals Allowed in Six-Game Series

Most	29	(1975 vs. Montreal) (1991 vs. Montreal)
Least	13	(1998 vs. Washington) (1999 vs. Dallas) (2001 vs. Philadelphia) (2007 vs. NY Rangers)

Goals Scored in Seven-Game Series

Most	24	(1992 vs. Boston)
Least	14	(1994 vs. New Jersey) (1997 vs. Ottawa)

Goals Allowed in Seven-Game Series

Most	33	(1983 vs. Boston)
Least	13	(1997 vs. Ottawa)

One Game Only

Most Goals

For	9	(4-29-92 vs. Boston)
Against	9	(4-20-83 at Boston)
Combined	13	(5-5-06 at Ottawa, 7-6 BUF)



Sabres Team Playoff Records

One Game Only

Most Goals in One Period

For	5	(4-20-75 vs. Chicago, 3rd per.)
		(4-13-85 vs. Quebec, 3rd per.)
		(4-14-85 vs. Quebec, 3rd per.)
		(4-24-06 vs. Philadelphia, 1st per.)
Against	5	(4-5-73 at Montreal, 2nd per.)
		(4-8-82 at Boston, 2nd per.)
		(4-20-83 at Boston, 1st per.)
Combined	7	(4-13-85 vs. Quebec, 3rd per.)
		(5-11-97 vs. Philadelphia, 2nd. per.)

Most Shorthanded Goals in Game

For	2	(Scott Arniel and Mike Foligno, 4-5-89 at Boston)
		(Darryl Shannon and Brian Holzinger, 4-27-98 vs. Philadelphia)

Most Shorthanded Goals on Same Penalty

For	2	(Darryl Shannon and Brian Holzinger, 4-27-98 vs. Philadelphia)

Greatest Winning Margin

	8	(2001 vs. Philadelphia, 8-0)

Greatest Losing Margin

	9	(1983 at Boston, 9-0)

Shots on Goal

Most	58	(4-22-06 vs. Philadelphia)
Fewest	12	(6-12-99 vs. Dallas)

Shots on Goal Against

Most	70	(4-27-94 vs. New Jersey)
Fewest	14	(4-22-75 vs. Chicago)

Shots on Goal in One Period

Most	22	(4-8-76 vs. St. Louis, 1st per.)
		(4-15-77 vs. NY Islanders, 1st per.)
Least	2	(4-29-97 vs. Ottawa, 1st per.)
		(5-12-98 at Montreal, 3rd per.)
		(6-2-98 at Washington, 2nd per.)
		(6-15-99 vs. Dallas, 3rd per.)
		(5-8-01 vs. Pittsburgh, 3rd per.)

Shots on Goal Against in One Period

Most	24	(4-20-80 at Chicago, 2nd per.)
	24	(4-15-10 vs. Boston, 1st per.)
Least	1	(4-16-80 vs. Chicago, 1st per.)
		(4-11-82 vs. Boston, 3rd per.)
		(4-7-83 at Montreal, 1st per.)
		(4-4-84 vs. Quebec, 1st per.)
		(5-28-06 at Carolina, 3rd per.)
		(4-12-07 vs. NY Islanders, 1st per.)

One Game Only

Shots on Goal by Both Teams in One Period

Most	35	(4-9-91 vs. Montreal, 2nd per.)

Most Penalty Minutes

For	121	(4-9-88 vs. Boston)
Against	105	(4-9-88 vs. Boston)
Combined	226	(4-9-88 vs. Boston)

Fastest Two Goals by Team

For	:14	(Mike Foligno and Sean McKenna, 4-5-84 vs. Quebec)
Against	:08	(Eric Desjardins and Stephane Richer, 4-9-91 vs. Montreal)
Combined	:05	(Gil Perreault/BUF and Jim Hamilton/PIT, 4-14-79 vs. Pittsburgh)

Fastest Two Goals by One Player

For	:27	(Pierre Turgeon, 4-6-89 at Boston)
Against	:27	(Guy Lafleur, 5-1-75 at Montreal)

Fastest Three Goals by Team

For	1:48	(Randy Wood, Dave Hannan and Bob Corkum, 4-29-92 vs. Boston)
Against	1:19	(Russ Courtnall twice and Mathieu Schneider, 4-3-91 at Montreal)
Combined	:36	(Eric Desjardins/MTL, Stephane Richer/MTL and Benoit Hogue/BUF, 4-9-91 vs. Montreal)

Fastest Three Goals by One Player

For	12:37	(Dave Andreychuk, 4-14-85 vs. Quebec)
Against	13:40	(Barry Pederson, 4-8-82 at Boston)

Fastest Four Goals

For	5:28	(4-27-98 vs. Philadelphia)
Against	2:52	(4-3-91 at Montreal)
Combined	2:38	(4-9-91 vs. Montreal)

Fastest Five Goals

For	14:37	(4-20-75 at Chicago)
Against	9:31	(4-3-91 at Montreal)
Combined	6:19	(5-11-97 vs. Philadelphia)

Fastest Goal from Opening Faceoff:

For	:09	(Derek Roy, 5-16-07 at Ottawa)
Against	:14	(Kirk Muller, 5-6-93 vs. Montreal)

Shortest Overtime Game

	60:18	(Chris Drury/BUF scored, 5-5-06 at Ottawa)

Longest Overtime Game

	125:43	(Dave Hannan/BUF scored, 4-27-94 vs. New Jersey)

Opponent Playoff Leaders

Most Playoff Points vs. Sabres

Player	GP	G	A	PTS
Ray Bourque	39	6	29	35
Rick Middleton	14	10	19	29
Barry Pederson	11	10	13	23
Adam Oates	17	4	18	22
Daniel Alfredsson	21	11	11	22
Rod Brind'Amour	22	11	11	22
Eric Desjardins	43	6	16	22
Mark Recchi	28	9	10	19
Stephane Richer	19	13	6	19
Bryan Trottier	16	3	14	17
Denis Potvin	16	5	12	17
Cam Neely	15	11	6	17
John LeClair	33	8	9	17



2013-14 Buffalo Sabres

TEAM HISTORY

BUFFALO SABRES



Sabres All-Time Uniform Numbers

00

Martin Biron

1

Jhonas Enroth, John Blue, David Littman, Jacques Cloutier, Don Edwards, Roger Crozier

2

Tim Horton, Jim Watson

3

Jordan Leopold, Michael Funk, James Patrick, Garry Galley, Dean Melanson, Grant Ledyard, Calle Johansson, Jim Hofford, Richie Dunn, Hannu Virta, Bill Stewart, Paul McIntosh, Jocelyn Guevremont, Mike Robitaille, Paul Terbenche, Tracy Pratt

4

Joe Finley, Steve Montador, Mike Weber, Nolan Pratt, Brad Brown, Rhett Warrener, Mike Wilson, Bob Boughner, Grant Jennings, Alexei Zhitnik, Philippe Boucher, Uwe Krupp, Steve Dykstra, Jim Korn, Jerry Korab, Timo Jutila, Mark Renaud, John Van Boxmeer, Tracy Pratt, Mike McMahon

5

Chad Ruhwedel, Toni Lydman, Jeff Jillson, Andy Delmore, Jason Woolley, Ed Ronan, Craig Muni, Mike Ramsey, John Van Boxmeer, Lee Fogolin, Larry Carriere, Larry Hillman, Doug Barrie

6

Mike Weber, Jaroslav Spacek, Cory Sarich, Bob Boughner, Doug Houda, Keith Carney, Phil Housley, Ron Fischer, Jim Schoenfeld, Al Hamilton

7

Petr Svoboda, Kevin Haller, John Tucker, Mike Donnelly, Dale McCourt, Randy Cunneyworth, Rick Martin, Rene Robert, Cliff Schmautz

8

Cody McCormick, Rory Fitzpatrick, Geoff Sanderson, Darryl Shannon, Doug Bodger, Jim Jackson, Paul Cyr, Richard Hajdu, Don Lever, Dave Fenyves, Bob Mongrain, Real Cloutier, Tony McKegney, Jim Lorentz, Rick Martin, Dick Duff, Butch Deadmarsh, Bill Inglis

9

Steve Ott, Derek Roy, Erik Rasmussen, Vaclav Varada, Viktor Gordiouk, Greg Brown, Scott Arniel, Gilles Hamel, Mike Moller, J.F. Sauve, Rick Dudley, Jacques Richard, Norm Gratton, Rick Martin, Butch Deadmarsh, Danny Lawson, Reggie Fleming

10

Christian Ehrhoff, Mark Parrish, Henrik Tallinder, Brad May, Dale Hawerchuk, Craig Ramsay, Phil Goyette

11

Gilbert Perreault

12

Kevin Porter, Mark Mancari, Ales Kotalik, Domenic Pittis, Randy Burridge, Peter Ambroziak, Bob Errey, Peter Ciavaglia, Greg Paslawski, Scott Metcalfe, Rick Vaive, Ken Priestlay, Jody Gage, Sean McKenna, Andre Savard, Gary McAdam, Larry Mickey, Mike Byers, Skip Krake

13

Tim Kennedy, Jiri Novotny, Vyacheslav Kozlov, Yuri Khmylev, Jim Schoenfeld

14

Dave Hannan, Jody Gage, Steve Ludzik, Mikael Andersson, Mike Moller, Alan Haworth, Rene Robert, Norm Gratton, Don Luce, Rod Zaine, Randy Wyrozub

15

Colin Stuart, Dainius Zubrus, Milan Bartovic, Dixon Ward, Sergei Petrenko, Greg Brown, Randy Wood, Lou Franceschetti, Kevin Haller, Doug Smith, Chris Langevin, Adam Creighton, Geordie Robertson, Yvon Lambert, Rob McClanahan, Mike Boland, Gary McAdam, Michel Deziel, Bryan McSheffrey, Gerry Meehan

16

Chris Taylor, Pat LaFontaine, Darrin Shannon, Mike Donnelly, Paul Brydges, Ric Seiling, Derek Smith, Peter McNab, Real Lemieux, Randy Wyrozub, Ron Anderson, Butch Deadmarsh

17

Marc-Andre Gragnani, Raffi Torres, Dominic Moore, J.P. Dumont, Randy Cunneyworth, Dixon Ward, Jason Dawe, Brent Hughes, Craig Simpson, Todd Simon, Colin Patterson, Mike Foligno, Gilles Hamel, John Gould, Rick Dudley, Derek Smith, Fred Stanfield, Bob Richer, Floyd Smith

18

Tim Connolly, Miroslav Satan, Michal Grosek, Wayne Presley, Dave Snuggerud, Bob Halkidis, Paul Cyr, Gilles Hamel, Danny Gare, Paul Terbenche, Kevin O'Shea



Sabres All-Time Uniform Numbers

19

Cody Hodgson, Tim Connolly, Norm Milley, Brian Holzinger, Randy Wood, Tony Tanti, Kevin Maguire, Bob Corkum, Doug Trapp, Bob Halkidis, Jim Wiemer, Sean McKenna, Jeff Eatough, Randy Cunneyworth, Derek Smith, Alex Tidey, Morris Titanic, Fred Stanfield, Steve Atkinson, Francois Lacombe, Brian Perry

20

Rob Niedermayer, Daniel Paille, Ales Kotalik, Jason Holland, Doug Houda, Bob Sweeney, Dave McLlwain, Mike Hartman, Don Lever, Brent Peterson, Kai Suikkanen, Don Luce, Dick Duff, Brian McDonald

21

Drew Stafford, Radoslav Hecl, Mike Hurlbut, Mark Astley, Scott Thomas, Christian Ruuttu, Richie Dunn, Claude Verret, J.F. Sauve, Dave Schultz, Ron Schock, Brian Spencer, Ron Busniuk, John Gould, Hugh Harris, Terry Ball, Larry Mickey, Larry Keenan, Paul Andrea, Jean-Guy Lagace

22

Brad Boyes, Adam Mair, Wayne Primeau, Charlie Huddy, Craig Simpson, Rick Vaive, Lindy Ruff, Jocelyn Guevremont, Peter McNab, Doug Rombough, Ray McKay, Rod Zaine, Don Marshall

23

Ville Leino, Colin Stuart, Chris Drury, Sean McMorrow, Bill Houlder, Randy Hillier, Jiri Sejba, Ray Sheppard, Gates Orlando, Kai Suikkanen, Ron Fischer, Hannu Virta, Sean McKenna, Bob Hess, Randy Cunneyworth, Mike Ramsey, Ken Breitenbach, Larry Carriere, Joe Noris, Eddie Shack, John Gould, Rene Robert, Paul Terbenche

24

Robyn Regehr, Paul Byron, Taylor Pyatt, Paul Kruse, Dane Jackson, Philippe Boucher, Randy Moller, Jay Wells, Mike Donnelly, Steve Smith, Ed Hospodar, Bill Hajt, Gary Bromley, Peter McNab, Randy Wyrozub, John Gould, Ron Busniuk, Chris Evans, Ray McKay, Jean-Guy Talbot, Butch Deadmarsh

25

Mikhail Grigorenko, Mike Grier, Mark Mancari, Vaclav Varada, Rob Conn, Dave Andreychuk, Mal Davis, Jere Gillis, Bob Mongrain, Terry Martin, Craig Ramsay, Hap Myers, Brian Perry

26

Thomas Vanek, Eric Boulton, Derek Plante, Keith Carney, Dean Kennedy, Darrin Shannon, Richie Dunn, Bob Logan, Phil Russell, Pat Hughes, Dave Maloney, Steve Patrick, Val James, Ken Breitenbach, Alex Tidey, Derek Smith, Randy Wyrozub, Larry Keenan

27

Adam Pardy, Shaone Morrisonn, Teppo Numminen, Michael Peca, Brad May, Larry Playfair, Joe Reekie, Wilf Paiement, Joe Kowal

28

Paul Gaustad, Jason Botterill, Donald Audette, Domenic Pittis, Dale DeGray, Mark Ferner, Jeff Parker, Tom Kurvers, Brian Engblom, Richard Hajdu, Paul Gardner, Bob Sauve, Ron Fischer, Jim Walsh, Gary Bromley, Rocky Farr, Dave Dryden, Terry Ball

29

Jason Pominville, Jaroslav Kristek, Bob Corkum, Vladimir Tsyplakov, Jason Holland, Paul Kruse, Darryl Shannon, Dane Jackson, Scott Pearson, Denis Tsygurov, Jeff Parker, Richie Dunn, Mark Ferner, Jeff Parker, Mal Davis, Dave Andreychuk, Jacques Cloutier, Val James, Mike Moller, Don Edwards, Gary Bromley

30

Ryan Miller, Dwayne Roloson, Andrei Trefilov, Clint Malarchuk, Tom Barrasso, Paul Harrison, Val James, Randy Ireland, Gerry Desjardins, Rocky Farr, Dave Dryden, Joe Daley

31

Drew MacIntyre, Jhonas Enroth, Bob Essensa, Steve Shields, Grant Fuhr, Daren Puppa, Joe Reekie, Dave Fenyves, Al Smith

32

John Scott, Mikael Tellqvist, Rob Ray, Scott Metcalfe, Don McSween, Norm Lacombe, Bob Mongrain, Gary McAdam, Wayne Ramsey

33

TJ Brennan, Mike Card, Doug Janik, Scott Pearson, Mark Astley, Bob Sweeney, Benoit Hogue, Jody Gage, Lee Fogolin, Jim Hofford, Phil Myre

34

Chris Butler, Mike Weber, Jeff Jillson, Peter Skudra, Jean-Luc Grand-Pierre, Mike Wilson, Gord Donnelly, David Littman, Lou Franceschetti, Darren Eliot, Scott Metcalfe, Jim Korn, Adam Creighton

35

Jocelyn Thibault, Ty Conklin, Mika Noronen, Robb Stauber, Tom Draper, Darcy Wakaluk, Daren Puppa

36

Patrick Kaleta, Matthew Barnaby, Darcy Loewen, Jan Ludvig



Sabres All-Time Uniform Numbers

37

Matt Ellis, Michael Ryan, Curtis Brown, Barrie Moore, Lou Franceschetti, Bill Houlder, Shawn Anderson

38

Nathan Paetsch, Domenic Pittis, Barrie Moore, Jay McKee, Joel Savage, Adam Creighton

39

Dominik Hasek, Brian Curran, Don McSween, Trent Kaese, Clark Gillies

40

Patrick Lalime, Rumun Ndur, James Black, Mitch Molloy, Larry Playfair, Uwe Krupp

41

Clarke MacArthur, Stu Barnes, Dave Hannan, Ken Sutton, Brian Curran

42

Nathan Gerbe, Richard Smehlik, Mikko Makela, Bob Corkum, Brad Miller, Steve Dykstra

43

Martin Biron, Jason Dawe, Francois Guay

44

Andrej Sekera, Alexei Zhitnik, Doug Macdonald, Brad Miller, Jerry Korab

45

Dmitri Kalinin, Scott Nichol, Donald Audette

46

Dean Sylvester

47

Chris Thorburn, Bill Houlder

48

Daniel Briere, Brad May

51

Brian Campbell

52

Alexander Sulzer, Craig Rivet, Dave Andreychuk

54

Mark Pysyk

55

Jochen Hecht, Denis Hamel, Reed Larson, Joe Reekie

56

Steve Bernier, Ken Priestlay

57

Tyler Myers, Steve Heinze

58

Paul Szczechura, Tim Kennedy

60

Paul Gaustad

61

Maxim Afinogenov

63

Tyler Ennis

64

David Moravec

65

Brian Flynn, Travis Turnbull, Mark Napier

71

Derek Whitmore, Jochen Hecht

72

Luke Adam

74

Jay McKee

76

Andrew Peters, Wayne Primeau

77

Chris Gratton, Pierre Turgeon

78

Corey Tropp



Sabres All-Time Uniform Numbers

80

Geoff Sanderson

81

Brayden McNabb, Miroslav Satan

82

Marcus Foligno

83

Domenic Pittis

89

Alexander Mogilny

90

Joe Juneau, Clark Gillies

93

Doug Gilmour, Anatoli Semenov

Retired Numbers

The Buffalo Sabres have retired only six numbers since the franchise's inception in 1970. The first Sabre to have his number retired was Gilbert Perreault (#11) on Oct. 17, 1990. The combination of center Perreault, left wing Rick Martin and right wing Rene Robert was one of the greatest lines in hockey history and without a doubt the best in Buffalo Sabres history. The three wore the blue and gold together from 1972 to 1979 and were labeled "The French Connection," a name whose familiarity was helped by the 1971 movie of the same name. The trio was honored as Martin (#7) and Robert (#14) joined Perreault in a ceremony to retire the numbers of Buffalo's famed "French Connection" on Nov. 15, 1995. The fourth Sabre to have his number retired was Tim Horton (#2) on Jan. 5, 1996. The Sabres retired two more numbers during the 2005-06 season. Right winger Danny Gare (#18) was honored on Nov. 22, 2005, while Pat LaFontaine's #16 was hoisted to the rafters on March 3, 2006.

Gilbert Perreault | Center (1970-71 to 1986)

11



Number retired on Oct. 17, 1990

Career Sabres Totals:

1,191 games played	512 goals	814 assists	1,326 points **(regular season)**
90 games played	33 goals	70 assists	103 points **(playoffs)**

Gilbert Perreault can best be described as the "Original Sabre." The NHL Hall of Famer was Buffalo's first ever draft choice and set the standard by which all future Sabres would be measured. Perreault earned the Calder Trophy as the NHL's Rookie of the Year following his inaugural 1970-71 campaign. Even Perreault's uniform number bore the marks of an original Sabre, as it was #11 that came up on the wheel that gave Buffalo the first overall pick in the 1970 draft. Perreault's sportsmanship and outstanding play also helped him capture the Lady Byng Trophy in 1973. One of Perreault's six NHL All-Star games was the 1978 edition in Buffalo when he scored the game-winning goal 3:55 into overtime. He also served as the Sabres' team captain from 1981-82 until his November 1986 retirement. Perreault is a member of the Hockey Hall of Fame, as well as both the Buffalo Sabres and Greater Buffalo Sports Halls of Fame. Perreault is still the team's all-time leader in career (regular season) games played, goals, assists, points and game-winning goals. There was only one number 11 in Buffalo Sabres history and, rightfully so, there will never be another.

Rick Martin | Left Wing (1971-72 to 1980-81)

7



Number retired on Nov. 15, 1995

Career Sabres Totals:

681 games played	382 goals	313 assists	695 points **(regular season)**
62 games played	24 goals	29 assists	53 points **(playoffs)**

Buffalo Sabres fans saw Rick Martin in almost 750 regular season and playoff games between 1971 and 1981. Number 7's career with the Sabres was highlighted by a Stanley Cup Finals appearance in 1974-75. That spring, Martin finished with 52 goals, one of which was the 1,000th in team history. The year prior, on the final night of the 1973-74 campaign, he recorded a hat trick at "The Aud" against St. Louis to become the first player in Sabres' history to record 50 or more goals in one season. Martin even gave the hometown fans a reason to cheer in a game at "The Aud" in which he wasn't wearing a Sabres' uniform. On Jan. 24, 1978, he scored the tying goal in the 31st NHL All-Star Game with just 1:39 left in regulation time to force overtime. That was just one of seven of the League's showcase games he would appear in during his career. He still holds two single-season Sabres records and is tied for another. In addition, Martin remains in the top three in seven of Buffalo's (regular season) career leaders categories. Martin passed away on March 13, 2011, and his life was celebrated in a public memorial service at HSBC Arena on March 24. The team honored his memory by painting the number seven on the ice behind each goal for the remainder of the regular season and playoffs.

Rene Robert | Right Wing (1971-72 to 1978-79)

14



Number retired on Nov. 15, 1995

Career Sabres Totals:

524 games played	222 goals	330 assists	552 points **(regular season)**
47 games played	22 goals	17 assists	39 points **(playoffs)**

With the warm spring air mixing with "The Aud" ice, Rene Robert skated out of the mist and scored the famous "Fog Goal" by beating Flyers' goalie Bernie Parent in overtime of game three of the 1975 Stanley Cup Finals. The historic goal might not have taken place if not for the Sabres' persistence in acquiring Robert. His road to Buffalo started by the Sabres claiming him from Toronto, only to lose the winger to Pittsburgh in the Intra-League draft on June 8, 1971. The Sabres were then able to acquire the final component of "The French Connection" in a trade with the Penguins on March 4, 1972. Robert finished the 1974-75 regular season with 100 points, marking the first time in club annals that a player reached the century mark in points in one season. That season, Robert was voted by his teammates as Buffalo's most valuable player. He later recorded another Sabres milestone by scoring the 2,000th goal in club history on Dec. 22, 1977. Robert still ranks as Buffalo's fifth all-time assist leader with 330 in his career with the Sabres. Coincidentally, Robert had also once worn number 7 in the blue and gold. He played in both the 1973 and 1975 NHL All-Star games.

Tim Horton | Defense (1972-73 to 1973-74)

2



Number retired on Jan. 5, 1996

Career Sabres Totals:

124 games played	1 goal	22 assists	23 points **(regular season)**
6 games played	0 goals	1 assist	1 point **(playoffs)**

Tim Horton skated in the Sabres' blue, white and gold for only two seasons, but the solid defenseman certainly made his mark on the team. Horton came to Buffalo in the intra-league draft in June 1972 from Pittsburgh. Following that campaign, proof that he had made an impression on his fourth NHL club (also played for Toronto, N.Y. Rangers and Pittsburgh) came when he was named the recipient of the Memorial Award as the team's most valuable player as voted by his teammates. Today, in honor of the late defenseman, Horton's name is on the Buffalo award presented annually to the player whose performance is far superior to the public recognition he has received (known as the Unsung Hero Award before 1975). Horton saw action in 1,446 NHL regular season games plus 126 more in the postseason. Included in his playing days were eight out of nine complete 70-game seasons played between 1958-59 and 1966-67. Horton was a member of four Stanley Cup winning teams with Toronto and appeared in seven NHL All-Star games. Horton became a member of the Hockey Hall of Fame in 1977 and is also a member of the Buffalo Sabres Hall of Fame.

Danny Gare | Right Wing (1974-75 to 1981-82)

18



Number retired on Nov. 22, 2005

Career Sabres Totals:

503 games played	267 goals	233 assists	500 points **(regular season)**
58 games played	23 goals	21 assists	44 points **(playoffs)**

Danny Gare played his first game for the Sabres on October 10, 1974 against Boston, and scored just 18 seconds into his first NHL shift. He finished his rookie season with 62 points (31+31) and contributed 13 points (7+6) in the Sabres' run to the 1975 Stanley Cup Finals. Gare followed up his strong rookie campaign with his first of two 50-goal seasons in 1975-76, when he netted 50 goals and 23 assists in 79 games, and chipped in two game-winning goals in the playoffs. That season, Gare recorded three of his 10 career hat tricks as a Sabre. In 1979-80, he scored a career-high 56 goals, including a club-record 11 game-winners. Rick Martin is the only other Sabre to have two 50-goal seasons. With 267 goals as a Sabre, Gare holds the record for goals by a Sabres right wing. He finished his Sabres career with 500 points. Gare's career as a Sabre came to an end on Dec. 2, 1981 when he was traded to the Detroit Red Wings. He spent his final NHL season in Edmonton in 1986-87. The Nelson, B.C. native finished his career with 685 points (354+331), and was inducted into the Sabres Hall of Fame in 1994.

Pat LaFontaine | Center (1991-92 to 1996-97)

16



Number retired on March 3, 2006

Career Sabres Totals:

268 games played	158 goals	227 assists	385 points **(regular season)**
19 games played	12 goals	15 assists	27 points **(playoffs)**

Pat LaFontaine enjoyed an illustrious 15-year career before retiring from the NHL in 1998 as the second highest-scoring American-born player with 468 goals and 1,013 points. He was born in St. Louis, but grew up in the suburbs of Detroit, and is still considered one of the game's best playmakers, fastest skaters, and most humble of superstars. A member of the Hockey Hall of Fame in Toronto, LaFontaine began his career in 1983-84 with the New York Islanders. He had a career year for Buffalo in 1992-93 when he set Sabres records for points (148) and assists (95) in a season. After being sidelined by a serious knee injury for most of the 1993-94 season, he returned as team captain in 1994-95 and was awarded the Bill Masterton Trophy for perseverance and dedication to hockey. LaFontaine was with the Sabres from 1991-1997, finishing with 385 points (158+227) in 268 games. He completed the "Empire State Hat Trick" by playing for all three NHL organizations within New York State when he was traded to the Rangers in 1997. He remained one of the Rangers' leading scorers until injuries forced him to prematurely retire on August 11, 1998.

Alumni Plaza



On October 12, 2012, the Buffalo Sabres unveiled the newly named 'Alumni Plaza' outside First Niagara Center, designed to honor all former members of the team. As part of the plaza's transformation, the six concrete columns that support a pedestrian walkway above the plaza were surrounded by bricks and mortar. Every player ever to play a game for the franchise is commemorated with a plaque on those bricks, detailing his first game with the Sabres.

Also unveiled that day was the centerpiece of Alumni Plaza: a cast in bronze statue depicting the French Connection. Comprised of center Gilbert Perreault, left wing Rick Martin and right wing Rene Robert, the French Connection is widely considered to be one of the greatest forward lines in NHL history and remains the most celebrated offensive unit in Buffalo Sabres history. The trio, all of whom were French-Canadian, was dubbed 'The French Connection' – after the 1971 film of the same name – and played together in Buffalo from the team's acquisition of Robert on March 4, 1972 until his departure on October 5, 1979.

Between them, the members of The French Connection played 2,396 games for the Sabres, scoring 1,116 goals and registering 2,573 total points. During their tenure in Buffalo, the three were honored with a combined 15 NHL All-Star Game appearances and seven selections to the First and Second NHL All-Star Teams. All three are members of the Sabres Hall of Fame and have had their numbers officially retired from use by the Sabres. Perreault, the franchise's first ever draft pick, served as the team's captain for five seasons and retired after 17 NHL seasons – all with the Sabres.

Inspiration for the statue came from a photograph taken during a playoff game at Memorial Auditorium on April 27, 1975 which features all three members of The French Connection. The photograph was taken by award-winning photographer Ron Moscati. During the game in which the photograph was taken, all three members of the French Connection scored a goal to lead the Sabres to a playoff win against the Montreal Canadiens.

To design and construct the statue, the Sabres commissioned distinguished American sculptor Jerry McKenna. McKenna is well known for his sports statues, and was named the 2003 'Sports Sculptor of the Year' by the All-American Football Foundation. A specially-designed pedestal, constructed by HHL Architects of Buffalo, features an integrated lighting system and an illuminated informational panel which provides a base for the statue.



Buffalo Sabres Hall of Fame

The highest honor bestowed by the Buffalo Sabres is induction into the team's Hall of Fame. The Buffalo Sabres Hall of Fame Committee is comprised of: Robert O. Swados (Chairman), Scotty Bowman, Seymour Knox IV, Kevin Gavagan, Jim Lorentz, Michael Gilbert, John Murphy, Bucky Gleason, Wayne Redshaw, Bill Hajt, Jeff Russo, Ed Kilgore and Floyd Smith.

Member	Induction
Frank Christie	1980
Roger Crozier	1980
George "Punch" Imlach	1980
Tim Horton	1982
Fred T. Hunt	1982
David Forman	1986
Don Luce	1986
Craig Ramsay	1986
Richard Martin	1989
Gilbert Perreault	1989
Rene Robert	1989
Danny Gare	1994
Jim Schoenfeld	1995
Robert O. Swados	1995

Member	Induction
Ted Darling	1996
Seymour H. Knox, III	1996
Northrup R. Knox	1996
Larry Playfair	1998
Jack Gatecliff	1998
Don Edwards	2000
Bill Hajt	2000
Wayne Redshaw	2000
Robert "Rip" Simonick	2000
Jerry Korab	2001
Mike Racicot	2001
Mike Ramsey	2001
Mike Foligno	2004
Dick Johnston	2004

Member	Induction
Pat LaFontaine	2004
Rudy Migay	2004
Robert E. Rich, Jr.	2004
George Strawbridge	2004
Phil Housley	2007
Dave Andreychuk	2008
Milt Ellis 2008	
Jim Lorentz	2010
Joe Crozier	2010
Jim Kelley	2011
Alexander Mogilny	2011
Rick Jeanneret	2012
Dale Hawerchuk	2012

Hockey Hall of Fame

There are 13 members of the Hockey Hall of Fame with connections to the Buffalo Sabres. Sabres co-founder Seymour H. Knox, III and former Sabres coaches Scotty Bowman, George "Punch" Imlach and Marcel Pronovost have all been honored with induction into the Hall of Fame. Joining them are former Sabres players Tim Horton, Gilbert Perreault, Dale Hawerchuk, Clark Gillies, Grant Fuhr and Pat LaFontaine. Long-time team play-by-play broadcaster Ted Darling was honored in 1994 upon receiving the Foster Hewitt Memorial Award for excellence in broadcasting, an award that his successor, Rick Jeanneret, received in 2012. Harry Neale, who joined Jeanneret in the Sabres' broadcast booth in 2007 after more than 20 years as a color analyst on Hockey Night in Canada, received the award the following year. In addition, four members of the newspaper industry in Western New York have received the Elmer Ferguson Memorial Award: Charlie Barton, Dick Johnston, Jack Gatecliff and Jim Kelley.

Player Category

Member	Induction
Tim Horton	1977
Marcel Pronovost	1978
Gilbert Perreault	1990
Dale Hawerchuk	2001
Clark Gillies	2002
Grant Fuhr	2003
Pat LaFontaine	2003
Dick Duff	2006

Foster Hewitt Memorial Award (Members of Radio & Television Industry)

Member	Year Honored
Ted Darling	1994
Rick Jeanneret	2012
Harry Neale	2013

Player Category

Member	Induction
George "Punch" Imlach	1984
Scotty Bowman	1991
Seymour H. Knox, III	1993

Elmer Ferguson Memorial Award (Members of Newspaper Industry)

Member	Year Honored
Charlie Barton, Buffalo-Courier Express	1985
Dick Johnston, Buffalo News	1986
Jack Gatecliff, St. Catharines Standard	1995
Jim Kelley, Buffalo News	2004



Sabres NHL All-Star Game History

NHL All-Star Game History

The Buffalo Sabres hosted the 31st NHL All-Star Game on Jan. 24, 1978 at Buffalo Memorial Auditorium. Sabres forwards Gilbert Perreault and Rick Martin each represented the Wales Conference in the game. Martin scored a goal with 1:39 remaining in the third period to tie the game, sending the All-Star Game to overtime for the first time in its 31-year history. Perreault broke the tie at 3:55 of overtime to give the Wales Conference a 3-2 victory.

Player Appearances

Appearances/Player		Years
7	**Rick Martin**	(1972, 1973, 1974, 1975, 1976, 1977*, 1978)
6	**Gilbert Perreault**	(1971, 1972, 1977, 1978, 1980, 1984)
5	**Dominik Hasek**	(1996, 1997, 1998, 1999, 2001)
4	**Mike Ramsey**	(1982, 1983, 1985, 1986)
3	**Phil Housley**	(1984, 1989, 1990)
3	**Alexander Mogilny**	(1992, 1993, 1994)
2	**Brian Campbell**	(2007, 2008)
2	**Danny Gare**	(1980, 1981)
2	**Jerry Korab**	(1975, 1976)
2	**Rene Robert**	(1973, 1975)
2	**Miroslav Satan**	(2000, 2003)
2	**Jim Schoenfeld**	(1977, 1980)
2	**Alexei Zhitnik**	(1999, 2002)
1	**Dave Andreychuk**	(1990)
1	**Tom Barrasso**	(1985)
1	**Daniel Briere**	(2007*)
1	**Gerry Desjardins**	(1977)
1	**Dave Dryden**	(1974)
1	**Don Edwards**	(1980)
1	**Uwe Krupp**	(1991)
1	**Pat LaFontaine**	(1993)
1	**Don Luce**	(1975)
1	**Ryan Miller**	(2007)
1	**Jason Pominville**	(2012)
1	**Daren Puppa**	(1990)
1	**Craig Ramsay**	(1976)
1	**Christian Ruuttu**	(1988)
1	**Pierre Turgeon**	(1990)
1	**Thomas Vanek**	(2009)

** - Named MVP of All-Star Game.*

Coach Appearances

Appearances/Coach	Years
2 Lindy Ruff	(1999, 2007)
1 Scotty Bowman	(1981)
1 Floyd Smith	(1976)

Note: Dominik Hasek was selected to the Eastern Conference All-Stars roster in 1995, but the game was cancelled due to the lockout.

Note: Bill Hajt (1981, 1985) and John Van Boxmeer (1982) were also selected to appear in the NHL All-Star Game, but did not participate due to injury. Gilbert Perreault withdrew from the 1974 All-Star Game due to injury.

Note: Gilbert Perreault and Jim Schoenfeld were both selected to the NHL All-Stars roster for the 1979 Challenge Cup. Perreault recorded two points (1+1) in the three-game series. Schoenfeld did not participate due to injury.

Note: Mike Ramsey was selected to the NHL All-Stars roster for Rendez-vous '87, playing in both games in the two-game series.



Sabres NHL All-Star Game History

NHL All-Star Game Statistics

Skater	GP	G	A	P
Rick Martin	7	4	3	7
Daniel Briere	1	1	4	5
Alexander Mogilny	3	2	2	4
Brain Campbell	2	1	2	3
Gilbert Perreault	6	1	2	3
Pierre Turgeon	1	2	0	2
Dave Andreychuk	1	1	1	2
Jason Pominville	1	1	1	2
Rene Robert	2	1	1	2
Phil Housley	3	0	2	2
Pat LaFontaine	1	1	0	1

Skater	GP	G	A	P
Don Luce	1	1	0	1
Miroslav Satan	2	1	0	1
Alexei Zhitnik	2	0	1	1
Uwe Krupp	1	0	0	0
Craig Ramsay	1	0	0	0
Christian Ruuttu	1	0	0	0
Thomas Vanek	1	0	0	0
Danny Gare	2	0	0	0
Jerry Korab	2	0	0	0
Jim Schoenfeld	2	0	0	0
Mike Ramsey	4	0	0	0

NHL All-Star Game Statistics | Goaltenders

Goaltender	GP	G	A	P
Tom Barrasso	1	2	30:49	3.89
Don Edwards	1	2	29:27	4.07
Gerry Desjardins	1	2	28:33	4.20
Dominik Hasek	5	12	100:00	7.20

Goaltender	GP	G	A	P
Daren Puppa	1	4	30:46	7.80
Ryan Miller	1	3	20:00	9.00
Dave Dryden	1	5	30:01	9.99

NHL All-Star Teams

FIRST TEAM

Player	Position	Year
Rick Martin	LW	1973-74
Rick Martin	LW	1974-75
Tom Barrasso	G	1983-84
Dominik Hasek	G	1993-94
Dominik Hasek	G	1994-95
Dominik Hasek	G	1996-97
Dominik Hasek	G	1997-98
Dominik Hasek	G	1998-99
Ryan Miller	G	2009-10

SECOND TEAM

Player	Position	Year
Rene Robert	RW	1974-75
Gilbert Perreault	C	1975-76
Rick Martin	LW	1975-76
Gilbert Perreault	C	1976-77
Rick Martin	LW	1976-77
Don Edwards	G	1977-78
Danny Gare	RW	1979-80
Jim Schoenfeld	D	1979-80
Don Edwards	G	1979-80
Tom Barrasso	G	1984-85
Daren Puppa	G	1989-90
Pat LaFontaine	C	1992-93
Alexander Mogilny	RW	1992-93
Thomas Vanek	LW	2006-07

NHL All-Star Teams

ALL ROOKIES

Player	Position	Year
Phil Housley	D	1982-83
Tom Barrasso	G	1983-84
Ray Sheppard	RW	1987-88
Calle Johansson	D	1987-88
Tyler Myers	D	2009-10
Jhonas Enroth	G	2011-12



Regular Season

First Players on the Ice:	Roger Crozier, Paul Terbenche, Tracy Pratt, Ron Anderson, Hap Myers and Bill Inglis
First Goal:	Jim Watson, Oct. 10, 1970 at Pittsburgh (5:01, second period)
First Assist:	Gerry Meehan, Oct. 10, 1970 at Pittsburgh on Jim Watson's goal
First Penalty:	Gerry Meehan, Oct. 10, 1970 at Pittsburgh (holding, 7:54, first period)
First Goal by Opponent:	Wally Boyer of Pittsburgh, Oct. 10, 1970 (8:09, second period)
First Assist by Opponent:	Duane Rupp of Pittsburgh, Oct. 10, 1970, on Boyer's goal
First Penalty by Opponent:	Duane Rupp of Pittsburgh, Oct. 10, 1970 (hooking, 1:41, first period)
First Power Play Goal:	Gil Perreault, Oct. 10, 1970, at Pittsburgh (11:26, third period)
First Power Play Goal by Opponent:	Dave Balon of N.Y. Rangers, Oct. 14, 1970 at New York (15:52, third period)
First Shorthanded Goal:	Ron Anderson, October 23, 1970 vs. Detroit (13:40, third period)
First Major Penalty:	Brian McDonald, Oct. 10, 1970, at Pittsburgh (fighting, 8:01, third period)
First Major Penalty by Opponent:	Bryan Hextall of Pittsburgh, Oct. 10, 1970 (fighting, 8:01, third period)
First Win:	Oct. 10, 1970 (2-1 at Pittsburgh)
First Tie:	Oct. 18, 1970 (1-1 vs. Pittsburgh)
First Loss:	Oct. 14, 1970 (3-0 at N.Y. Rangers)
First Shutout:	Dec. 6, 1970 by Roger Crozier vs. Minnesota (1-0)
First Shutout by Opponent:	Oct. 14, 1970 by Ed Giacomin at N.Y. Rangers (3-0)
First Goal at Home:	Oct. 18, 1970 by Gerry Meehan vs. Pittsburgh (5:48, second period)
First Hat Trick:	Jan. 29, 1971 by Gil Perreault vs. California
First Hat Trick by Opponent:	Dec. 22, 1970 by Dave Balon of N.Y. Rangers
First Two-Goal Game:	Oct. 27, 1970 by Randy Wyrozub vs. Vancouver
First Multiple-Point Game:	Oct. 10, 1970 by Gerry Meehan vs. Pittsburgh (two assists)

Playoffs

First Game:	April 4, 1973 at Montreal (lost 2-1)
First Goal:	Craig Ramsay, April 4, 1973 at Montreal (3:13, second period)
First Assist:	Don Luce, April 4, 1973 at Montreal on Ramsay's goal
First Penalty:	Larry Hillman, April 4, 1973 at Montreal (6:21, first period)
First Major Penalty:	Larry Mickey, April 5, 1973 at Montreal (17:19, first period)
First Power Play Goal:	Rick Martin, April 5, 1973 at Montreal (16:48, first period)
First Shorthanded Goal:	Don Luce, May 3, 1975 at Montreal (6:42, first period)
First Game-Winning goal:	Gil Perreault, April 8, 1973 vs. Montreal (5-1)
First Goal by Opponent:	Jacques Lemaire of Montreal, April 4, 1973 (17:01, second period)
First Hat Trick:	Jim Lorentz, April 9, 1977 at Minnesota
First Hat Trick by Opponent:	Yvon Cournoyer of Montreal, April 5, 1973 at Montreal
First Win:	April 8, 1973 vs. Montreal (5-1)
First Shutout:	April 9, 1980 vs. Vancouver (6-0, Bob Sauve)
First Time Shut Out:	May 1, 1975 by Montreal (7-0, Ken Dryden)
First Series Win:	4 games to 1 vs. Chicago (April 1975)
First Series Sweep:	2 games to 0 vs. Minnesota (April 1977)



All-Time Captain & Coaches

All-Time Sabres Captains

Player	Years
Floyd Smith	(1970-71)
Gerry Meehan	(1971-72 – 1973-74)
Jim Schoenfeld	(1974-75 – 1976-77)
Danny Gare	(1977-78 – 1980-81)
Gilbert Perreault	(1981-82–1985-86)
Lindy Ruff	(1986-87 – 1988-89)
Mike Foligno	(1989-90)
Mike Ramsey	(1991-92)
Pat LaFontaine	(1992-93 – 1996-97)
Alexander Mogilny*	(Nov. 1993 – Apr. 1994)
Michael Peca	(1997-98 – 1999-00)
Stu Barnes	(2001-02 – 2002-03)
Miroslav Satan	(Oct. 2003)
Chris Drury	(Nov. 2003)
James Patrick	(Dec. 2003)
J.P. Dumont	(Jan. 2004)
Daniel Briere	(Feb. 2004; 2005-06 – 2006-07)
Chris Drury	(Mar. 2004; 2005-06 – 2006-07)
Jochen Hecht	(Oct. 2007; Feb. 2008)
Toni Lydman	(Nov. 2007)
Brian Campbell	(Dec. 2007)
Jaroslav Spacek	(Jan. 2008)
Craig Rivet	(2008-09 – Feb. 2011)
Jason Pominville	(Mar. 2008 – Apr. 2008; 2011-12 – Apr. 2013)

** - Due to season-ending injury to LaFontaine.*

All-Time Sabres Coaches

		REGULAR SEASON					PLAYOFFS			
Name	Years	Games	W	L	T/OTL	Pct.	G	W	L	Pct.
Punch Imlach	(Oct. 1970 – Jan. 1972)	119	32	62	25	.374	0	0	0	0
Joe Crozier	(Jan. 1972 – May 1974)	192	77	80	35	.492	6	2	4	.333
Floyd Smith	(May 1974 – May 1977)	241	143	62	36	.668	32	16	16	.500
Marcel Pronovost	(Oct. 1977 – Dec. 1978)	104	52	29	23	.611	8	3	5	.375
Billy Inglis	(Dec. 1978 – June 1979)	56	28	18	10	.589	3	1	2	.333
Scotty Bowman	(June 1979 – May 1980, Oct. 1981 – Dec. 1981, Mar. 1982 – May 1985, Jan. 1986 – Nov. 1986)	404	210	134	60	.594	36	18	18	.500
Roger Neilson	(Oct. 1980 – May 1981)	80	39	20	21	.619	8	4	4	.500
Jim Roberts	(Dec. 1981 – Mar, 1982)	45	21	16	8	.556	0	0	0	0
Jim Schoenfeld	(June 1985 – Jan. 1986)	43	19	19	5	.500	0	0	0	0
Craig Ramsay	(Nov. 1986 – Dec. 1986)	21	4	15	2	.238	0	0	0	0
Ted Sator	(Dec. 1986 – Apr. 1989)	207	96	89	22	.517	11	3	8	.273
Rick Dudley	(Oct. 1989 – Dec. 1991)	188	85	72	31	.535	12	4	8	.333
John Muckler	(Dec. 1991 – June 1995)	268	125	109	34	.530	27	11	16	.407
Ted Nolan	(July 1995 – May 1997)	164	73	72	19	.503	12	5	7	.417
Lindy Ruff	(July 1997 – Feb. 2013)	1,165	571	432	162	.560	101	57	44	.564
Ron Rolston	(Feb. 2013 – Present)	31	15	11	5	.565	0	0	0	0
TOTALS		3,328	1,590	1,240	498	.553	256	124	132	.484

All-Time Assistant Coaches

Assistant Coach	Years
Roger Neilson	1979-80
Jim Roberts	1979-80 – 1983-84
Ron Smith	1980-81
Nick Polano	1981-82
Red Berenson	1982-83 – 1983-84
Joe Crozier	1984-85
Craig Ramsay	1984-85 – 1986-87
Barry Smith	1985-86 – 1988-89
John Van Boxmeer	1990-91 – 1991-92
John Tortorella	1989-90 – 1994-95
Terry Martin	1995-96
Paul Theriault	1996-97
Mike Ramsey	1997-98 – 1999-00
Don Lever	1987-88 – 1989-90, 1992-93 – 2001-02
Scott Arniel	2002-03 – 2005-06
Brian McCutcheon	2000-01 – 2010-11
James Patrick	2006-07 – 2012-13
Kevyn Adams	2011-12 – 2012-13
Teppo Numminen	2011-12 – Present
Joe Sacco	2013-12 - Present
Jerry Forton	2013-12 - Present

NHL Awards Won by Sabres

NHL Awards	Award Winners	Year(s)
Presidents' Trophy	**Buffalo Sabres**	(2006-07)
Hart Memorial Trophy	**Dominik Hasek**	(1997, 1998)
Art Ross Trophy	None	
Calder Memorial Trophy	**Gilbert Perreault**	(1971)
	Tom Barrasso	(1984)
	Tyler Myers	(2010)
James Norris Memorial Trophy	None	
Vezina Trophy	**Bob Sauve & Don Edwards**	(1980)
	Tom Barrasso	(1984)
	Dominik Hasek	(1994, 1995, 1997, 1998, 1999, 2001)
	Ryan Miller	(2010)
Conn Smythe Trophy	None	
Lady Byng Memorial Trophy	**Gilbert Perreault**	(1973)
Frank J. Selke Trophy	**Craig Ramsay**	(1985)
	Michael Peca	(1997)
William M. Jennings Trophy	**Tom Barrasso & Bob Sauve**	(1985)
	Dominik Hasek & Grant Fuhr	(1994)
	Dominik Hasek	(2001)
Lester B. Pearson Award	**Dominik Hasek**	(1997, 1998)
Jack Adams Award	**Ted Nolan**	(1997)
	Lindy Ruff	(2006)
Bill Masterton Memorial Trophy	**Don Luce**	(1975)
	Pat LaFontaine	(1995)
Lester Patrick Trophy	**1980 U.S. Olympic Hockey Team**	(Mike Ramsey & Rob McClanahan, 1980)
	Seymour H. Knox III & Pat LaFontaine	(1997)
King Clancy Memorial Trophy	**Rob Ray**	(1999)
NHL Foundation Award	**Rob Ray**	(1999)
	Ryan Miller	(2010)

NHL Awards & Honors by Year

1970-71	Calder Trophy: **Gilbert Perreault** East Division All-Star: **Gilbert Perreault**
1971-72	East Division All-Star: **Rick Martin, Gilbert Perreault**
1972-73	Lady Byng Trophy: **Gilbert Perreault** East Division All-Star: **Rick Martin, Rene Robert**
1973-74	NHL First-Team All-Star: **Rick Martin (LW)** East Division All-Star: **Rick Martin, Dave Dryden, Gilbert Perreault**
1974-75	Bill Masterton Trophy: **Don Luce** NHL First-Team All-Star: **Rick Martin (LW)** NHL Second-Team All-Star: **Rene Robert (RW)** Wales Conference All-Star: **Rick Martin, Rene Robert, Jerry Korab, Don Luce**
1975-76	NHL Second-Team All-Star: **Gilbert Perreault (C), Rick Martin (LW)** Wales Conference All-Star: **Floyd Smith (Head Coach), Rick Martin, Jerry Korab, Craig Ramsay**
1976-77	Inducted into Hockey Hall of Fame: **Tim Horton** Charlie Conacher Memorial Trophy: **Jim Lorentz** NHL Second-Team All-Star: **Gilbert Perreault (C), Rick Martin (LW)** Wales Conference All-Star: **Gerry Desjardins, Gilbert Perreault, Rick Martin, Jim Schoenfeld** All-Star Game MVP: **Rick Martin (2 goals)**
1977-78	Inducted into Hockey Hall of Fame: **Marcel Pronovost** NHL Second-Team All-Star: **Don Edwards (G)** Wales Conference All-Star: **Gilbert Perreault, Rick Martin**
1978-79	NHL All-Star (Challenge Cup): **Gilbert Perreault, Jim Schoenfeld**
1979-80	Vezina Trophy: **Don Edwards & Bob Sauve** NHL Second-Team All-Star: **Danny Gare, (RW), Jim Schoenfeld (D), Don Edwards (G)** Wales Conference All-Star: **Gilbert Perreault, Danny Gare, Jim Schoenfeld, Don Edwards**
1980-81	Wales Conference All-Star: **Scotty Bowman (Head Coach), Danny Gare, Bill Hajt**
1981-82	Wales Conference All-Star Game: **Mike Ramsey, John Van Boxmeer**
1982-83	NHL All-Rookie Team: **Phil Housley (D)** Wales Conference All-Star: **Mike Ramsey**
1983-84	Inducted into Hockey Hall of Fame: **Punch Imlach** Vezina Trophy: **Tom Barrasso** Calder Trophy: **Tom Barrasso** NHL First-Team All-Star: **Tom Barrasso (G)** NHL All-Rookie **Team: Tom Barrasso (G)** Wales Conference All-Star: **Gilbert Perreault, Phil Housley**
1984-85	Selke Trophy: **Craig Ramsay** William M. Jennings Trophy: **Tom Barrasso & Bob Sauve** NHL Second-Team All-Star: **Tom Barrasso (G)** Wales Conference All-Star: **Tom Barrasso, Bill Hajt, Mike Ramsey**

NHL Awards & Honors by Year

1985-86	Wales Conference All-Star: **Mike Ramsey**
1986-87	NHL All-Star (Rendez-vous '87): **Mike Ramsey**
1987-88	NHL All-Rookie Team: **Ray Sheppard (RW), Calle Johansson (D)** Wales Conference All-Star: **Christian Ruuttu** NHL Player of the Month: **Tom Barrasso (January 1988)** NHL Rookie of the Month: **Ray Sheppard (February 1988)**
1988-89	Wales Conference All-Star: **Phil Housley**
1989-90	Inducted into Hockey Hall of Fame: **Gilbert Perreault** NHL Second-Team All-Star: **Daren Puppa (G)** Wales Conference All-Star: **Pierre Turgeon, Dave Andreychuk, Daren Puppa, Phil Housley**
1990-91	Inducted into Hockey Hall of Fame: **Scotty Bowman** Wales Conference All-Star: **Uwe Krupp**
1991-92	Wales Conference All-Star: **Alexander Mogilny** NHL Co-Player of the Month: **Pat LaFontaine (January 1992)**
1992-93	Inducted into Hockey Hall of Fame: **Seymour H. Knox III** NHL Second-Team All-Star: **Pat LaFontaine (C), Alexander Mogilny (RW)** Wales Conference All-Star: **Alexander Mogilny, Pat LaFontaine** NHL Co-Player of the Month: **Alexander Mogilny (January 1993)**
1993-94	William M. Jennings Trophy: **Dominik Hasek & Grant Fuhr** Vezina Trophy: **Dominik Hasek** NHL First-Team All-Star: **Dominik Hasek (G)** Eastern Conference All-Star: **Alexander Mogilny** NHL Co-Player of the Month: **Dominik Hasek (December 1993)**
1994-95	Bill Masterton Trophy: **Pat LaFontaine** Vezina Trophy: **Dominik Hasek** NHL First-Team All-Star: **Dominik Hasek (G)** Eastern Conference All-Star: **Dominik Hasek**
1995-96	Eastern Conference All-Star: **Dominik Hasek**
1996-97	Jack Adams Award: **Ted Nolan** Hart Trophy: **Dominik Hasek** Lester B. Pearson Award: **Dominik Hasek** Vezina Trophy: **Dominik Hasek** Selke Trophy: **Michael Peca** Lester Patrick Trophy: **Seymour H. Knox III & Pat LaFontaine** NHL First-Team All-Star: **Dominik Hasek (G)** Eastern Conference All-Star: **Dominik Hasek**
1997-98	Hart Trophy: **Dominik Hasek** Lester B. Pearson Award: **Dominik Hasek** Vezina Trophy: **Dominik Hasek** NHL First-Team All-Star: **Dominik Hasek (G)** World Team All-Star: **Dominik Hasek (Starting Goaltender)** NHL Player of the Month: **Dominik Hasek (December 1997 & February 1998)** NHL Player of the Week: **Dominik Hasek (Dec. 1-7, 1997)**

NHL Awards & Honors by Year

1998-99	Vezina Trophy: **Dominik Hasek** King Clancy Trophy: **Rob Ray** NHL First-Team All-Star: **Dominik Hasek (G)** North America Team All-Star: **Lindy Ruff (Head Coach)** World Team All-Star: **Dominik Hasek (Starting Goaltender, Leading Vote-getter), Alexei Zhitnik** NHL Player of the Month: **Dominik Hasek (December, 1998)** NHL Player of the Week: **Dominik Hasek (Nov. 30-Dec. 6, 1998; Dec. 7-13, 1998; Apr. 5-11, 1999), Miroslav Satan (Feb. 15-21, 1999; Mar. 15-21, 1999)**
1999-00	World Team All-Star: **Miroslav Satan** NHL Player of the Week: **Martin Biron (Nov. 1-7, 1999), Dominik Hasek (Apr. 3-9, 2000)**
2000-01	Vezina Trophy: **Dominik Hasek** William M. Jennings Trophy: **Dominik Hasek** World Team All-Star: **Dominik Hasek**
2001-02	World Team All-Star: **Alexei Zhitnik** Selected to Future Stars Game at All-Star Game: **Tim Connolly**
2002-03	Eastern Conference All-Star: **Miroslav Satan** Selected to Future Stars Game at All-Star Game: **Ryan Miller, Taylor Pyatt, Henrik Tallinder** NHL Player of the Week: **Miroslav Satan (Dec. 1-7, 2002)** NHL Rookie of the Month: **Ales Kotalik (January 2003)**
2003-04	Selected to Future Stars Game at All-Star Game: **Derek Roy** NHL Defensive Player of the Week: **Martin Biron (Oct. 20-26, 2003)**
2005-06	Jack Adams Award: **Lindy Ruff** NHL Defensive Player of the Week: **Ryan Miller (Dec. 19-25, 2005; Jan. 31-Feb 5, 2006)**
2006-07	NHL Second-Team All-Star: **Thomas Vanek (LW)** Voted in as Eastern Conference All-Star Game starter: **Ryan Miller (G), Daniel Briere (F), Brian Campbell (D)** Eastern Conference All-Star: **Lindy Ruff (Head Coach)** All-Star Game MVP: **Daniel Briere (1 goal, 4 assists)** First Star of the Month: **Ryan Miller (October 2006)** Rookie of the Month: **Drew Stafford (March 2007)** First Star of the Week: **Maxim Afinogenov (Oct. 16-22, 2006)**
2007-08	Eastern Conference All-Star: **Brian Campbell**
2008-09	Eastern Conference All-Star: **Thomas Vanek** Third Star of the Month: **Ryan Miller (January 2009)** First Star of the Week: **Thomas Vanek (Oct. 13-19, 2008)** Third Star of the Week: **Thomas Vanek (Dec. 8-14, 2008)**
2009-10	Vezina Trophy: **Ryan Miller** Calder Trophy: **Tyler Myers** NHL Foundation Award: **Ryan Miller** NHL First-Team All-Star: **Ryan Miller (G)** NHL All-Rookie Team: **Tyler Myers (D)** NHL Rookie of the Month: **Tyler Myers (January 2010)**

NHL Awards & Honors by Year

2010-11	Rookie All-Star Selection: **Tyler Ennis** First Star of the Week: **Ryan Miller (Mar. 21-27, 2011), Thomas Vanek (Apr. 4-10, 2011)** Second Star of the Week: **Ryan Miller (Nov. 29-Dec. 5, 2010), Drew Stafford (Feb. 7-13, 2011), Andrej Sekera (Feb. 28-Mar. 6, 2011)** Third Star of the Week: **Jhonas Enroth (Mar. 28-Apr. 3, 2011)**
2011-12	NHL All-Rookie Team: **Jhonas Enroth (G)** NHL All-Star: **Jason Pominville** Rookie All-Star Selection: **Luke Adam** Third Star of the Month: **Ryan Miller (March 2012)** NHL Rookie of the Month: **Marcus Foligno (March 2012)** First Star of the Week: **Ryan Miller (Feb. 27-Mar. 4, 2012)** Second Star of the Week: **Ryan Miller (Mar. 19-25, 2012)**
2012-13	Third Star of the Month: **Thomas Vanek (January 2013)** First Star of the Week: **Thomas Vanek (Jan. 28-Feb. 3, 2013)**

Buffalo Sabres Est. 1970

The NHL officially came to Buffalo on Dec. 2, 1969, when the league awarded Seymour and Northrup Knox the franchise that would soon be named "Sabres." The brothers wasted little time in hiring George "Punch" Imlach, formerly of the Toronto Maple Leafs, as the team's first Head Coach and General Manager. In June 1970, the Sabres were awarded the first pick in the NHL Entry Draft, and Imlach selected highly-touted center Gilbert Perreault from the Montreal Jr. Canadiens. Perreault lived up to the advance billing, scoring 38 goals his rookie season en route to winning the Calder Trophy as the NHL's Rookie of the Year.

Another Junior Canadien, left winger Rick Martin, joined Perreault on the team's front line as the Sabres' top pick in 1971. That dominating duo turned into a trio when Rene Robert was acquired from the Pittsburgh Penguins near the end of the 1971-72 season. The line of Martin-Perreault-Robert would be dubbed "The French Connection" and would become one of the most dominating scoring lines of the 1970s.

By 1974-75, the young team was maturing and finished the season with a 49-16-15 record - still the best-ever season numbers in franchise history. Buffalo defeated Chicago in the first round of the playoffs and followed that with a second-round victory over Montreal to earn its first-ever berth in the Stanley Cup Finals vs. Philadelphia. While the Flyers defeated the Sabres in six games, the loss did not blemish the accomplishment of a team which had only been in the league for five years.

The Sabres had an opportunity to hire one of the game's all-time coaching greats, Scotty Bowman, and did so in 1979. In his first season as head coach, Bowman led the Sabres to the Wales Conference Finals before they lost, 4-2, to the eventual Stanley Cup Champion New York Islanders. Bowman finished with an impressive 210-134-60 mark.

Bowman spent the next few seasons revamping the Sabres' lineup, adding players such as Mike Ramsey, Phil Housley, Mike Foligno, Dave Andreychuk and Tom Barrasso. Those players formed the core of successful teams, and helped continue the tradition of winning hockey.

Through the good times and the bad times, there was always Perreault. Robert and Martin had both been traded by the early 1980s, but the original Sabre remained and continued to flourish. On March 9, 1986, Perreault and an Aud full of fans celebrated together as the franchise's favorite son scored his 500th career goal, making him the 12th player in history (at the time) to reach that milestone. Four years later, in 1990, Perreault was immortalized with induction into Hockey's Hall of Fame. This would be an omen of better things to come for the franchise.

Five-time Stanley Cup Champion John Muckler was chosen in 1991 to be the team's Director of Hockey Operations and soon assumed the title of head coach. He was instrumental in acquiring Pat LaFontaine from the Islanders in October 1991. LaFontaine teamed with Russian Alexander Mogilny to form a dynamic duo that combined to score 129 goals in 1992-93, including a franchise-record 76 goals by Mogilny. Buffalo capped that season by sweeping the Bruins in the first round of the playoffs to post its first playoff series win in 10 years.

That playoff excitement was just a precursor to Game Six of the 1994 Eastern Conference Quarterfinals vs. the New Jersey Devils. Buffalo won that game, 1-0, in four overtimes on a goal by Dave Hannan. Dominik Hasek posted an incredible 70 saves in the victory, playing the entire 125:43 without allowing a goal. Following that season, Hasek would win the first of two consecutive Vezina Trophies as the NHL's top goaltender. But that would only set the stage for the 1996-97 season.

Before it even started, the 1996-97 campaign was already one of the most memorable in team history. It would represent the first time in the team's history that it would have new uniforms (red and black replaced blue and gold) as well as a new state-of-the-art arena (HSBC Arena replaced Memorial Auditorium).

The Sabres shocked many of the so-called experts by winning the Northeast Division; the team's first-such title since winning the Adams Division championship in 1981.

The end of the season also brought many notable achievements off the ice. The Sabres were the stars of the NHL's postseason awards banquet. Hasek won the Hart Trophy as league MVP, the first time a goalie had achieved such a feat since 1962. For good measure, Hasek also took home his third Vezina in four years, an equally stunning feat. Michael Peca, a 23-year-old center in just his second full season, joined Craig Ramsay as the only Sabres to win the Selke Trophy, symbolic of the league's best defensive forward. Ted Nolan won the Jack Adams Award as the Coach of the Year.

Lindy Ruff was named the Sabres' head coach at the start of the next season, and led Buffalo to the Eastern Conference Finals. The Sabres eventually fell to the Capitals in six games, but their performance marked the team's best playoff finish since 1980. Hasek once again shined bright, taking home his fourth Vezina Trophy and becoming the first goaltender ever to win two consecutive Hart Trophies.

Buffalo Sabres Est. 1970

Buffalo celebrated its 30th anniversary season in the NHL in 1999-00 with the impressive rookie debuts of Martin Biron and Maxim Afinogenov. The development of Biron and Afinogenov, combined with the late-season additions of veterans Doug Gilmour and Chris Gratton, enabled the Sabres to continue their winning ways as they began their fourth decade of play in the NHL.

The 2000-01 campaign will be remembered as one of the most successful seasons in recent memory, as the Sabres won the fourth-most games in team history (46). Once again, Miroslav Satan led the team in goals scored and total points in the regular season and had a stellar postseason with three goals, a team-high 10 assists and 13 total points. As a whole, the Sabres were the league's top defense, allowing the fewest goals and boasting the best penalty-killing unit. Andreychuk proved that you can go home again, returning to the Sabres to score 20 goals – including eight on the power play – and add some veteran leadership to a young, yet maturing, hockey club. And as he had in past seasons, Hasek proved why he was one of the best goalies in the NHL, posting a 34-24-4 record with 2.11 goals against and 11 shutouts en route to his sixth Vezina Trophy.

Ruff became the team's all-time winningest head coach with a 5-2 win over Philadelphia on Mar. 18, 2003. Ales Kotalik broke onto the scene by scoring 21 goals, the second most by a rookie in 2002-03 while Satan once again led the Sabres in goals, assists and points. B. Thomas Golisano became the Sabres' owner in March and brought a new enthusiasm level to the franchise.

The 2003-04 Sabres once again were one of the League's top teams in the second half of the season. Daniel Briere, who came to the club near the end of the 2002-03 season, continued his outstanding play and led the Sabres in assists and points. Dumont and Chris Drury were threats to score, while Satan recorded a team-best 29 goals.

Following a lockout that forced the league to cancel the entire 2004-05 season, NHL hockey returned in 2005-06, featuring new rules intended to create a more exciting style of play. Despite low expectations set by many hockey observers, the Sabres turned in a historic season. Led by Lindy Ruff, who would win the Jack Adams Award as Coach of the Year, Buffalo set a franchise record for wins in a season, with 52. Rookie goaltender Ryan Miller won 30 games on the season, despite missing 18 games with a broken thumb early in the season. The Sabres featured a tremendously balanced scoring attack, with six 20-goal scorers and 12 players with at least 30 points. Afinogenov led the team with 73 points (22+51), while Chris Drury led all goal-scorers with 30. Seven different players reached career highs in either goals, assists, or points. Perhaps the most impressive offensive player on the season was Briere, who, despite being plagued by injuries for much of the season, recorded 58 points (25+33) in 48 games.

It was also a breakout year for several rookies. In addition to the strong freshman campaign turned in by Miller, Thomas Vanek burst on the scene with 25 goals and 23 assists. Jason Pominville, who appeared in 57 games after being called up from Rochester, showed a terrific scoring touch, collecting 18 goals.

Buffalo made the playoffs for the first time since the 2000-01 season, and began by knocking off the Philadelphia Flyers in six games. That set up what turned out to be a wild series with conference-rival Ottawa. With Buffalo leading three games to one, Pominville became the first player in NHL history to score a series-clinching, short-handed, overtime goal when he eluded two Ottawa defenders and slipped the puck past goalie Ray Emery. That set up a showdown with the Carolina Hurricanes in the Eastern Conference Finals, where the Sabres eventually lost in seven games.

The 2006-07 season was unlike any other in Sabres history, as the team captured the Presidents' Trophy by putting together the league's best regular season record. The team started out by tying an NHL record with 10 straight wins, before losing in a shootout to Atlanta on Oct. 28. The Sabres went on to post 53 wins, the most in franchise history. The season was also a success at the turnstiles, as they sold out HSBC Arena for all 41 regular season games and nine playoff games.

A contributing factor to the team's success was having four players with more than 30 goals. Daniel Briere led the team with 95 points (32+63), while Thomas Vanek was a close second with 84 points, including a team-high 43 goals. Chris Drury finished with 69 points (43+41) and Jason Pominville capped a terrific sophomore season with 34 goals. Goaltender Ryan Miller also set a club record with 40 victories after being voted in as a started for the NHL All-Star game.

Buffalo made it to the playoffs for a second consecutive season. The Sabres eliminated the N.Y. Islanders in five games, and then defeated the N.Y. Rangers 4-2 in the Semifinals. Buffalo advanced to the Conference Finals for the second consecutive year (and fourth time since 1997), before losing in five games to Ottawa.

The 2007-08 season was a drastic change for the Sabres as they failed to make the playoffs after finishing atop the NHL in the regular season standings in 2006-07. The Sabres did see two young stars emerge as Derek Roy and Jason Pominville led the team with 81 and 80 points, respectively.

Buffalo Sabres Est. 1970

The Sabres made history yet again as they hosted the 2008 AMP Winter Classic at Ralph Wilson Stadium in Orchard Park, NY. The Sabres faced the Pittsburgh Penguins in front of 71,217 fans as snow lightly fell on New Year's Day. The game was the first outdoor game to be played in the United States and set the record for attendance at an NHL game. Buffalo would lose the historic game, 2-1, in a shootout.

The 2008-09 season started with high expectations after the Sabres failed to make the post-season a year before. The team got off to a hot start, posting a 6-2-2 record in the month of October. However, injuries to leading goal-scorer Thomas Vanek and starting goaltender Ryan Miller late in the year were too much to overcome. Despite a resilient effort in the final two months, Buffalo failed to make the playoffs for a second consecutive season.

The 2009-10 campaign saw the emergence of one future star and the continuing evolution of another. Sabres defenseman Tyler Myers, the team's first-round selection (12th overall) in the 2008 Entry Draft, burst onto the NHL stage with an impressive rookie season. Myers led all NHL rookies in ice time (23:44) and assists (37) to help earn the Calder Trophy as the league's top first year player. Ryan Miller also continued to raise his status as one of the league's top netminders. Miller was in the top five all season in every goaltending category, including goals-against average (2.22) and save percentage (.929). Miller's strong season was capped off by winning the Vezina Trophy. Miller also set the franchise record for wins, with 41. Overall, the team cracked the 100-point plateau for the ninth time in franchise history and won their sixth division title before falling to the Boston Bruins in the first round of the playoffs.

Following their return to the playoffs, the Sabres entered the 2010-11 season poised to take another step forward. However, after a 3-9-2 start began their descent to the league basement, it looked like the team would instead be taking a step back. When top point scorer Derek Roy (35 points in 35 games) suffered a season-ending injury in late December, the prospects for the Sabres – still eight points out of the final playoff spot in the East – didn't look good.

The Sabres continued to fight and put together an 8-3-1 record in January to close the gap. On Feb. 22, Terry Pegula announced his purchase of the team at a press conference at HSBC Arena. Pegula's arrival invigorated both the fans and the team, who welcomed their new owner with a seven-game unbeaten streak and finished the season on a 16-4-4 run to snatch the final Eastern Conference playoff spot.

Thomas Vanek led the Sabres in goal scoring for the fifth straight year, and also led the team in points for the first time in his career with 73 (32+41). Vanek is the only player in Sabres history to lead the team in goals for more than three consecutive seasons. Tyler Ennis had a strong debut season, ranking fourth among all NHL rookies with 49 points (20+29), the most by a Buffalo rookie since Derek Plante had 56 in 1993-94. The Sabres were eliminated in the first round of the playoffs after a Game 7 loss to Philadelphia.

The 2011-12 season began on a high note as Buffalo traveled to Europe to take part in the NHL Premiere Series and came away with two wins in Helsinki and Berlin. The team returned home to the newly-named First Niagara Center, which had recently undergone a multi-million dollar facelift, and continued its success on the ice by winning five of its first six games of the year.

A midseason slump put Buffalo near the bottom of the conference in February as the trade deadline approached and the team acquired center Cody Hodgson and defenseman Alexander Sulzer from the Vancouver Canucks. The roster changes, along with the return of a multitude of injured players, seemed to provide a spark for the team and Buffalo quickly started its climb up the conference standings in the second half of the season. The team's success in late February and March pushed Buffalo back into the playoff picture when Buffalo captured eighth place in the Eastern Conference on March 27. However, the team dropped four of its next five games to finish the season without a playoff berth.

A key factor in the team's success during the second half of the season was the strong play of its goaltender, Ryan Miller, who posted 31 wins and a career-high six shutouts during the season despite suffering a concussion earlier in the year. With the 31 wins, Miller became only the sixth goaltender in NHL history to record six consecutive seasons with at least 30 wins. Miller also forever etched a place in Sabres history by passing Dominik Hasek's franchise record of 234 wins – he finished the season with 252 career wins for the club.

Summer 2012 was the start of a season of change for the Sabres. General Manager Darcy Regier began the changes early, bringing in new faces during the offseason through trades, free agency and the NHL Entry Draft, strengthening the team's growing crop of young, talented players.

A lockout-shortened 2012-13 NHL season left the Sabres with little time to try and meld the new faces with the experienced core of veterans on the roster and the team got off to a rocky start. Standing at 6-10-1 in mid-February, the Sabres replaced head coach Lindy Ruff with Ron Rolston, coach of the Rochester Americans, as the Sabres' interim head coach.



Buffalo Sabres Est. 1970

More familiar faces departed at the trade deadline, including team captain Jason Pominville, further ushering in a new era for the Sabres. These roster changes, however, armed the Sabres with a stockpile of draft picks – boosting their total to 10 in the 2013 NHL Entry Draft alone – and prospects to continue building its roster of young talent. Despite missing the playoffs, the team made measured strides under Rolston and finished the season 15-11-5 under his guidance, earning Rolston the team's full-time head coaching position.

Despite missing 10 games to injury, Thomas Vanek led the team in goals (20), assists (21) and points (41) for the second time in his career and also finished tied for third in the league with nine power-play goals. Vanek also moved up in the Sabres' record books, passing Miroslav Satan for the 10th-most points in team history (457). Goaltender Ryan Miller also achieved several milestones during the season, including becoming the 20th NHL goaltender to play 500 games with one team. Miller also passed Dominik Hasek in the Sabres' record books for most games played (500) and most career saves (14,806) in franchise history.

Uniform 1970 to 2013

Equipped with one of the National Hockey League's two new teams, the Knox Brothers sought a name for the club that would accompany the Vancouver Canucks into the 1970-71 season. A contest brought about the name "Sabres," which just needed a logo to become the trademark of hockey on the Niagara Frontier. The Sabres crest would remain identical over the first 26 years. The first major change to the team's look came in 1996-97, which accompanied a new home for the Buffalo Sabres (the team moved from Memorial Auditorium into its new address of HSBC Arena).

The crest which would adorn the blue, white and gold jerseys of Buffalo Sabres players from October 1970 until April 1996 reflected the team's name. Along with the Buffalo appeared two crossed sabres "renowned as a clean, sharp, decisive and penetrating weapon on offense, as well as a strong parrying weapon on defense," according to team Public Relations Director Chuck Burr's 1970 press release.

A few minor changes were seen in the Buffalo sweaters over the first 26 years, mostly simple accessory changes. After adding players' last names to the back of the sweaters a few years earlier, 1978-79 marked the first season the team's jerseys did not have drawstrings at the neckline and the debut of the team's crest on the shoulders. While the next season was Buffalo's 10th anniversary campaign, a patch honoring that winter's Olympic Games in Lake Placid, N.Y., was the notable change on the uniforms. The 1980 Winter Olympics is where the legendary "Miracle on Ice" would take place, and where the Sabres held their 1980 training camp. It was probably fitting that 10 years later, a Buffalo Sabres' 20th anniversary logo patch was embroidered on the front right shoulder of the players' uniforms for 1989-90. Two years later, the Sabres joined the other NHL teams in wearing a commemorative patch for the league's 75th anniversary, and fans even had the opportunity to see it on both the home and road jerseys as Buffalo joined 15 other teams in the season-long celebration. For the second half of that season, the Sabres wore their road jerseys at home and donned the home jerseys for away games, to complement the "original six" teams who wore "throwback jerseys." A Stanley Cup centennial patch appeared on the 1992-93 uniforms. Buffalo would again recognize a significant anniversary with a special 25th anniversary logo, which was designed for the team's 1994-95 campaign. Players wore the fifth patch in seven years on the team's sweaters in 1995-96 (bearing jersey number one), remembering former NHL goalie Roger Crozier, who played six of his 14 seasons in the league in Buffalo.

The 1996-97 season began a new era in Buffalo Sabres hockey with a new home, new colors and a new logo. The Sabres' new colors would be black, white, red, gray and silver, featuring a white buffalo head as the new team logo. A secondary logo of a "B" with the familiar sabre piercing through it would also be featured on the shoulder of the new jerseys. In their first season in the new uniforms, the Sabres honored the memory of co-founder Seymour H. Knox III with a circular patch bearing the initials SHK III.

On Nov. 22, 2000, the Sabres unveiled the team's third jersey against the Philadelphia Flyers. The third jersey was a tribute to the original sweater, while incorporating colors and elements from the current design, unveiled in 1996. The organization chose from over 50 different concepts and developed a blend of the 1970s blue and gold crest, featuring the traditional circle and crossed Sabres logo, adorned on a red-based jersey, trimmed in the team's black and silver of the 1990s. The word "BUFFALO" appeared on the lower trim to signify the team's proud attachment to its hometown. The third jersey also featured the current Sabres white buffalo-head logo appearing on the shoulders. The Sabres also wore their original blue and yellow colors with the former logo and design for the season finale, April 4, 2003, against New Jersey.

The Sabres new uniform scheme, unveiled on September 16, 2006, took its inspiration from the original Sabres uniform (1971-96) and second uniform (1996-2005). The design was a collaborative effort between the Sabres and Reebok International. The new "blue and gold" colors were altered to a deeper navy blue and richer gold that had a greater visual impact both in person and on television broadcasts. Silver accents and a revised "B-Sabre" logo were carried over from the team's second uniform. Unique in the NHL, the new uniforms had player numbers on the front of the jersey. Buffalo also debuted a new alternate uniform that was the original blue uniform from 1970 with the player number on the front like on the newly designed uniforms. The alternate jersey was only worn for the 2006-07 season.

For the Winter Classic game on January 1, 2008, the Sabres wore a modified version of the team's original white jerseys. This was the only time the jersey was worn that season.

The Sabres introduced a new third jersey in 2008-09 that incorporated design elements from the original uniforms while linking elements from the current jerseys. The team's original road uniform (1971-96) was updated to incorporate the

Uniform 1970 to 2013

darker navy blue and rich gold featured in the current uniforms along with silver accents on the stripes to give dimension to the original design. The player numbers appeared on the front of the uniform and a neck tie was incorporated, similar to what was worn by the team the first seven years Buffalo was in the league. The original crossed Sabres logo also features silver accents to give a beveled look to the team's original logo. The jersey was designed to incorporate the design elements of the Reebok EDGE uniform system.

During the 2010-11 season the Sabres completed the return to their roots, adopting a uniform at home and on the road that recalled elements of the first uniform in franchise history. At home, the Sabres utilized the team's previous third jersey. On the road, they donned a white jersey that incorporates the same accent elements of the updated home jersey. The team also unveiled an all new 40th anniversary uniform. This classically-designed uniform is a tribute to not only the history of Buffalo hockey, but early NHL jersey designs of the past. The 40th anniversary alternate jersey was worn 12 times at HSBC Arena during the 2010-11 season and continued to serve as the team's alternate jersey in 2011-12.



1970 Home Jersey



1970 Road Jersey



1983 Home Jersey



1983 Road Jersey



1996 Home Jersey



1996 Road Jersey

Uniform 1970 to 2013



2000 Alternate Jersey



2006 Alternate Jersey



2006 Home Jersey



2006 Road Jersey



2008 Alternate Jersey



Winter 2008 Jersey



2010 Home Jersey



2010 Road Jersey

Uniform 1970 to 2013



2010 Alternate Jersey



2013 Alternate Jersey

Sabres All-Time Attendance

All-Time Attendance Statistics

	REGULAR SEASON			PLAYOFFS		
Year	GP	Attendance	Average	GP	Attendance	Average
1970-71	39	379,121	9,721	0	0	0
1971-72	39	597,622	15,324	0	0	0
1972-73	39	609,570	15,632	3	47,004	15,668
1973-74	39	611,052	15,668	0	0	0
1974-75	40	626,720	15,668	9	142,767	15,863
1975-76	40	657,320	16,433	5	82,165	16,433
1976-77	40	657,320	16,433	3	49,299	16,433
1977-78	40	657,320	16,433	4	65,732	16,433
1978-79	40	657,320	16,433	2	32,866	16,433
1979-80	40	657,320	16,433	7	115,031	16,433
1980-81	40	656,307	16,408	5	70,386	14,077
1981-82	40	619,400	15,585	2	30,043	15,022
1982-83	40	515,766	12,894	4	65,732	16,433
1983-84	40	566,562	14,164	2	32,866	16,433
1984-85	40	613,441	15,336	2	30,828	15,414
1985-86	40	587,635	14,691	0	0	0
1986-87	40	527,241	13,181	0	0	0
1987-88	40	571,088	14,277	3	49,299	16,433
1988-89	40	572,648	14,316	2	32,866	16,433
1989-90	40	634,692	15,867	3	49,076	16,359
1990-91	40	626,171	15,654	3	45,010	15,003
1991-92	40	615,668	15,392	3	44,069	14,690
1992-93	41	614,227	14,981	4	65,300	16,325
1993-94	41	602,779	14,702	3	46,889	15,630
1994-95	24	361,537	15,064	2	29,486	14,743
1995-96	41	563,271	13,738	0	0	0
1996-97	41	693,379	16,912	7	130,165	18,595
1997-98	41	641,034	15,635	7	130,165	18,595
1998-99	41	737,275	17,982	10	185,950	18,595
1999-00	41	736,174	17,955	2	37,380	18,690
2000-01	41	731,438	17,840	7	130,276	18,611
2001-02	41	705,468	17,207	0	0	0
2002-03	41	564,827	13,776	0	0	0
2003-04*	41	626,843	15,289	0	0	0
2005-06*	41	690,474	16,841	8	149,520	18,690
2006-07	41	766,290	18,690	9	168,210	18,690
2007-08**	41	765,817	18,678	0	0	0
2008-09	41	759,798	18,532	0	0	0
2009-10	41	759,695	18,529	3	56,070	18,690
2010-11	41	756,568	18,453	3	56,070	18,690
2011-12***	40	747,485	18,687	0	0	0
2012-13	24	455,281	18,970	0	0	0

First Niagara Center increased capacity from 18,595 to 18,690 to start the 1999-00 season due to reconfiguration of the arena's handicapped seating, and from 18,690 to 19,070 to start the 2012-13 season.

** - One game held at Blue Cross Arena, Rochester, NY (11,200).*
*** - One game held at Ralph Wilson Stadium, Orchard Park, NY (71,217).*
**** - One game held at Hartwall Areena, Helsinki, Finland (not included in totals).*
Longest sellout streak including playoffs: 359 -- (October 15, 1972 to November 12, 1980)



Sabres All-Time Draft Selections

1970

Player	RD.	NO.	POS.	AMATEUR TEAM
Perreault, Gilbert	1	1	C	Montreal Jr. Canadiens
Deadmarsh, Butch	2	15	LW	Brandon Wheat Kings
Cuddie, Steve	3	29	D	Toronto Marlboros
Wyrozub, Randy	4	43	C	Edmonton Oil Kings
Morton, Mike	5	57	F	Shawinigan Bruins
Keeler, Tim	6	71	D	Niagara Falls Flyers
Regan, Tim	7	84	G	Boston University
Rombough, Doug	8	97	C	St. Catharines Black Hawks
Nadeau, Luc	9	107	C	Drummondville Rangers

1971

Player	RD.	NO.	POS.	AMATEUR TEAM
Martin, Richard	1	5	LW	Montreal Jr. Canadiens
Ramsay, Craig	2	19	LW	Peterborough TPT's
Hajt, Bill	3	33	D	Saskatoon Blades
Richer, Robert	4	47	C	Three Rivers Dukes
Warr, Steve	5	61	D	Clarkson University
Duguay, Pierre	6	75	C	Quebec Remparts

1972

Player	RD.	NO.	POS.	AMATEUR TEAM
Schoenfeld, Jim	1	5	D	Niagara Falls Flyers
Carriere, Larry	2	25	D	Loyola Univ. (Montreal)
McMasters, Jim	3	37	D	Calgary Centennials
Campeau, Richard	4	53	D	Sorel Black Hawks
Gratton, Gilles	5	69	G	Oshawa Generals
McNab, Peter	6	85	RW	University of Denver

1973

Player	RD.	NO.	POS.	AMATEUR TEAM
Titanic, Morris	1	12	LW	Sudbury Wolves
Landry, Jean	2	28	D	Quebec Remparts
Deschamps, Andre	3	44	LW	Quebec Remparts
Dupuis, Yvon	4	60	LW	Quebec Remparts
Smulders, Bob	5	76	RW	Peterborough TPT's
Korzack, Neil	6	92	RW	Peterborough TPT's
Young, Bob	7	108	D	University of Denver
O'Connell, Tim	8	124	RW	University of Vermont

1974

Player	RD.	NO.	POS.	AMATEUR TEAM
Fogolin, Lee	1	11	D	Oshawa Generals
Gare, Danny	2	29	RW	Calgary Centennials
Deziel, Michel	3	47	LW	Sorel Black Hawks
McIntosh, Paul	4	65	D	Peterborough TPT's
Lariviere, Gary	5	83	D	St. Catharines Black Hawks
Given, David	6	101	D	Brown University
Noreau, Bernard	7	119	RW	Laval National
Constantin, Charles	8	136	LW	Quebec Remparts
Jodzio, Rick	9	153	LW	Hamilton Red Wings
Smith, Derek	10	168	C	Ottawa 67's
Tsujimoto, Taro	11	183	C	Tokyo Katanas
Geoffrion, Bob	12	196	LW	Cornwall Royals



Sabres All-Time Draft Selections

1975

Player	RD.	NO.	POS.	AMATEUR TEAM
Sauve, Bob	1	17	G	Laval National
Breitenbach, Ken	2	35	D	St. Catharines Black Hawks
Martin, Terry	3	44	LW	London Knights
McAdam, Gary	3	53	RW	St. Catharines Black Hawks
Neeld, Greg	4	71	D	Calgary Centennials
Edwards, Don	5	89	G	Kitchener Rangers
Minor, Jim	6	107	LW	Regina Pats
Rowe, Grant	7	125	D	Ottawa 67's
Tidey, Alex	8	143	RW	Lethbridge Broncos
Whitby, Andy	9	159	RW	Oshawa Generals
Moher, Len	10	174	G	University of Notre Dame

1976

Player	RD.	NO.	POS.	AMATEUR TEAM
Kowal, Joe	2	33	LW	Hamilton Fincups
Maze, Henry	4	69	LW	Edmonton Oil Kings
Roscoe, Ron	5	87	D	Hamilton Fincups
Lemieux, Don	6	105	D	Three Rivers Draveurs

1977

Player	RD.	NO.	POS.	AMATEUR TEAM
Seiling, Ric	1	14	RW	St. Catharines Fincups
Areschenkoff, Ron	2	32	C	Medicine Hat Tigers
Stewart, Bill	4	68	D	Niagara Falls Flyers
Sirois, Richard	5	86	G	Laval National
Ramsey, Wayne	6	104	D	Brandon Wheat Kings

1978

Player	RD.	NO.	POS.	AMATEUR TEAM
Playfair, Larry	1	13	D	Portland Winter Hawks
McKegney, Tony	2	32	LW	Kingston Canadiens
McClanahan, Rob	3	49	LW	University of Minnesota
Gazdic, Mike	4	66	D	Sudbury Wolves
Ireland, Randy	5	82	G	Portland Winter Hawks
McGregor, Cam	6	99	LW	Cornwall Royals
Eastman, Dan	7	116	C	London Knights
Stroebel, Eric	8	133	C	University of Minnesota
O'Sullivan, Eugene	9	150	C	Calgary Wranglers

1979

Player	RD.	NO.	POS.	AMATEUR TEAM
Ramsey, Mike	1	11	D	University of Minnesota
Ruff, Lindy	2	32	D	Lethbridge Broncos
Robinson, Mark	3	53	D	Victoria Cougars
Cloutier, Jacques	3	55	G	Three Rivers Draveurs
Hamel, Gilles	4	74	LW	Laval National
Haworth, Alan	5	95	C	Sherbrooke Beavers
Knickle, Rick	6	116	G	Brandon Wheat Kings



Sabres All-Time Draft Selections

1980

Player	RD.	NO.	POS.	AMATEUR TEAM
Patrick, Steve	1	20	RW	Brandon Wheat Kings
Moller, Mike	2	41	RW	Lethbridge Broncos
McKenna, Sean	3	56	RW	Sherbrooke Beavers
North, Jay	3	62	C	Jefferson (Minn.) H.S.
Wiemer, Jim	4	83	D	Peterborough Petes
Rueter, Dirk	5	104	D	Sault St. Marie Greyhounds
Naud, Daniel	6	125	D	Sorel Black Hawks
Paavola, Jari	7	146	G	T.P.S. (Finland)
Cunneyworth, Randy	8	167	C	Ottawa 67's
Beckon, Dave	9	188	C	Peterborough Petes
Bader, John	10	209	LW	Irondale (Minn.) H.S.

1981

Player	RD.	NO.	POS.	AMATEUR TEAM
Dudacek, Jiri	1	17	RW	Czechoslovakia
Virta, Hannu	2	38	D	T.P.S. (Finland)
Aldred, Jim	3	59	LW	Kingston Canadiens
Chisholm, Colin	3	60	D	Calgary Wranglers
Eatough, Jeff	4	80	RW	Cornwall Royals
Wikberg, Anders	4	83	LW	Timra (Sweden)
Eivola, Mauri	5	101	C	T.P.S. (Finland)
Butorac, Ali	6	122	D	Ottawa 67's
Leime, Heikki	7	143	D	T.P.S. (Finland)
Orlando, Gates	8	164	C	Providence College
Sebek, Venci	9	185	D	Niagara Falls Flyers
Harper, Warren	10	206	RW	Prince Albert

1982

Player	RD.	NO.	POS.	AMATEUR TEAM
Housley, Phil	1	6	D	South St. Paul (Minn.) H.S.
Cyr, Paul	1	9	LW	Victoria Cougars
Andreychuk, Dave	1	16	C	Oshawa Generals
Anderson, Mike	2	26	C	North St. Paul (Minn.) H.S.
Johansson, Jens	2	30	D	Pitea (Sweden)
Jutila, Timo	4	68	D	Tappara (Finland)
Hamilton, Jeff	4	79	C	Providence College
Logan, Bob	5	100	RW	West Island
Parker, Jeff	6	111	C	Mariner (Minn.) H.S.
Gustavsson, Jacob	6	121	G	Almtuna (Sweden)
Bishop, Alan	7	142	D	Niagara Falls Flyers
Verret, Claude	8	163	C	Three Rivers Draveurs
Norman, Rob	9	184	RW	Cornwall Royals
Craig, Mike	10	205	G	Billings Bighorns
Plankers, Jim	11	226	D	Cloquet (Minn.) H.S.

1983

Player	RD.	NO.	POS.	AMATEUR TEAM
Barrasso, Tom	1	5	G	Acton-Boxborough H.S.
Lacombe, Normand	1	10	RW	Univ. of New Hampshire
Creighton, Adam	1	11	C	Ottawa 67's
Tucker, John	2	31	C	Kitchener Rangers



1983

Player	RD.	NO.	POS.	AMATEUR TEAM
Hajdu, Richard	2	34	LW	Kamloops Jr. Oilers
Puppa, Daren	4	74	G	Kirkland Lake Intermediates
Meyer, Jayson	5	94	D	Regina Pats
Hofford, James	6	114	D	Windsor Spitfires
Ruuttu, Christian	7	134	C	IFK, Helsinki (Finland)
McSween, Don	8	154	D	Redford (Mich.) Royals
Hoover, Tim	9	174	D	Sault St. Marie Greyhounds
Ferner, Mark	10	194	D	Kamloops Blazers
Krupp, Uwe	11	214	D	Kolner (West Germany)
Hamelin, Marc	12	234	G	Shawinigan Cataracts
Salfi, Kermit	12	235	LW	Northwood Prep H.S.

1984

Player	RD.	NO.	POS.	AMATEUR TEAM
Andersson, Mikael	1	18	LW	Vastra Frolunda (Sweden)
Trapp, Doug	2	39	LW	Regina Pats
Sheppard, Ray	3	60	RW	Cornwall Royals
Halkidis, Bob	4	81	D	London Knights
Rampton, Joey	5	102	LW	Sault Ste. Marie Greyhounds
Gasseau, James	6	123	D	Drummondville
Wakaluk, Darcy	7	144	G	Kelowna Wings
Stambert, Orwar	8	165	D	Djurgardens (Sweden)
McKinnon, Brian	10	207	C	Ottawa 67's
Delcourt, Grant	11	228	RW	Kelowna Wings
Baker, Sean	12	249	LW	Seattle Breakers

1985

Player	RD.	NO.	POS.	AMATEUR TEAM
Johansson, Calle	1	14	D	Vastra Frolunda (Sweden)
Hogue, Benoit	2	35	C	St. Jean Beavers
Gretzky, Keith	3	56	C	Windsor Compuware Spitfires
Moylan, Dave	4	77	D	Sudbury Wolves
Priestlay, Ken	5	98	C	Victoria Cougars
Reekie, Joe	6	119	D	Cornwall Royals
Matikainen, Petri	7	140	D	Sapko (Finland)
Kaese, Trent	8	161	RW	Lethbridge Broncos
Sejba, Jiri	9	182	LW	Dukla Jihlava (Czech.)
Sutton, Boyd	10	203	C	Stratford Jr. B
Larose, Guy	11	224	C	Guelph Platers
Baumgartner, Ken	12	245	D	Prince Albert Raiders

1986

Player	RD.	NO.	POS.	AMATEUR TEAM
Anderson, Shawn	1	5	D	Team Canada
Brown, Greg	2	26	D	St. Marks H.S.
Corkum, Bob	3	47	RW	University of Maine
Kerr, Kevin	3	56	RW	Windsor Compuware Spitfires
Baseggio, David	4	68	D	Yale University
Rooney, Larry	5	89	D	Thayer
Baldris, Miguel	6	110	D	Shawinigan Cataracts
Hartman, Mike	7	131	RW	North Bay Centennials
Guay, Francois	8	152	LW	Laval Titans



Sabres All-Time Draft Selections

1986

Player	RD.	NO.	POS.	AMATEUR TEAM
Whitham, Shawn	9	173	D	Providence College
Rein, Kenton	10	194	G	Prince Albert Raiders
Arndt, Troy	11	215	D	Portland Winter Hawks
Capello, Jeff	S1	5	LW	University of Vermont
Cullen, John	S2	10	C	Boston University

1987

Player	RD.	NO.	POS.	AMATEUR TEAM
Turgeon, Pierre	1	1	C	Granby Bisons
Miller, Brad	2	22	D	Regina Pats
MacVicar, Andrew	3	53	LW	Peterborough Petes
Bradley, John	4	84	G	New Hampton H.S.
Pergola, David	5	85	RW	Belmont Hill H.S.
Marshall, Chris	6	106	LW	Boston College H.S.
Flanigan, Paul	7	127	D	New Hampton H.S.
Dooley, Sean	8	148	D	Groton
Roberts, Tim	8	153	C	Deerfield Academy
Tkachuk, Grant	9	169	LW	Saskatoon Blades
Herbers, Ian	10	190	D	Swift Current Broncos
Littman, David	11	211	G	Boston College
MacIssac, Allan	12	232	LW	Guelph Platers
Snuggerud, Dave	S1	1	LW	University of Minnesota
de Carle, Mike	S2	6	RW	Lake Superior St.

1988

Player	RD.	NO.	POS.	AMATEUR TEAM
Savage, Joel	1	13	RW	Victoria Cougars
Loewen, Darcy	3	55	LW	Spokane Chiefs
Carney, Keith	4	76	D	Mt. St. Charles H.S.
Mogilny, Alexander	5	89	RW	ZSKA Moscow
Ray, Rob	5	97	LW	Cornwall Royals
Di Vita, David	6	106	D	Lake Superior State
McLaughlin, Mike	6	118	LW	Choate
Griffith, Mike	7	139	RW	Ottawa 67's
Ruoho, Daniel	8	160	D	Madison Memorial H.S.
Flaherty, Wade	9	181	G	Victoria Cougars
Nieman, Thomas	11	223	RW	Choate
Wallwork, Robert	12	244	C	Miami (Ohio) University
Davies, Clarke	S3	18	D	Ferris State University

1989

Player	RD.	NO.	POS.	AMATEUR TEAM
Haller, Kevin	1	14	D	Regina Pats
Thomas, Scott	3	56	RW	Nichols (N.Y.) H.S.
MacDonald, Doug	4	77	C	University of Wisconsin
Sutton, Ken	5	98	D	Saskatoon Blades
Pye, Bill	6	107	G	Northern Michigan University
Barkley, Mike	6	119	RW	University of Maine
Plante, Derek	8	161	C	Cloquet (Minn.) H.S.
Audette, Donald	9	183	RW	Laval Titans
Astley, Mark	10	194	D	Lake Superior State
Nelson, John	10	203	C	Toronto Marlboros



1989

Player	RD.	NO.	POS.	AMATEUR TEAM
Henderson, Todd	11	224	G	Thunder Bay
Bavis, Michael	12	245	RW	Cushing Academy
Boyce, Ian	S3	19	LW	University of Vermont

1990

Player	RD.	NO.	POS.	AMATEUR TEAM
May, Brad	1	14	LW	Niagara Falls Thunder
McCarthy, Brian	4	82	C	Pingree H.S. (Mass.)
Smehlik, Richard	5	97	D	Vitkovice (Czech.)
Bojcun, Todd	5	100	G	Peterborough (OHL)
Pascall, Brad	5	103	D	University of North Dakota
Gordiouk, Viktor	7	142	LW	Krylja Sovetov
Nedoma, Milan	8	166	D	Zetor Brno (Czech.)
Winch, Jason	9	187	LW	Niagara Falls Thunder
Naud, Sylvain	10	208	RW	Laval Titans
Martin, Kenneth	11	229	LW	Belmont Hill (Mass.) H.S.
Rubachuk, Brad	12	250	C	Lethbridge Hurricanes
McFarlane, Shane	S3	24	C	University of North Dakota

1991

Player	RD.	NO.	POS.	AMATEUR TEAM
Boucher, Philippe	1	13	D	Granby Bisons
Dawe, Jason	2	35	LW	Peterborough Petes
Young, Jason	3	57	LW	Sudbury Wolves
Ambroziak, Peter	4	72	LW	Ottawa 67's
Shields, Steve	5	101	G	Univ. of Michigan
O'Donnell, Sean	6	123	D	Sudbury Wolves
Holzinger, Brian	6	124	C	Detroit Red Wings Jr. A
Snell, Chris	7	145	D	Ottawa 67's
Kuntos, Jiri	8	162	D	Jihlava (Czech.)
Iob, Tony	9	189	LW	Sault St. Marie Greyhounds
Meany, Spencer	10	211	RW	St. Lawrence University
Volkov, Mihail	11	233	RW	Krylja (U.S.S.R.)
Smith, Mike	12	255	D	Lake Superior State
Steer, Jamie	S3	19	RW	Michigan Tech

1992

Player	RD.	NO.	POS.	AMATEUR TEAM
Cooper, David	1	11	D	Medicine Hat (WHL)
Cierny, Jozef	2	35	LW	Zvolen (Czech)
Steiner, Ondrej	3	59	C	Plzen (Czech)
Melanson, Dean	4	80	D	St. Hyacinthe (QMJHL)
Barnaby, Matthew	4	83	LW	Beauport (QMJHL)
Ketterer, Markus	5	107	G	Jokerit (Finland)
Khmylev, Yuri	5	108	LW	Krylja (CIS)
Rushforth, Paul	6	131	C	North Bay (OHL)
Tiltgen, Dean	8	179	C	Tri-City (WHL)
Simon, Todd	9	203	C	Niagara Falls (OHL)
Kowalsky, Rick	10	227	RW	Sault St. Marie (OHL)
Clancy, Chris	11	251	LW	Cornwall (OHL)



Sabres All-Time Draft Selections

1993

Player	RD.	NO.	POS.	AMATEUR TEAM
Tsygurov, Denis	2	38	D	Lada Togliatti (CIS)
Philpott, Ethan	3	64	RW	Phillips Andover Academy
Safarik, Richard	5	116	LW	Nitra (EUR)
Pozzo, Kevin	6	142	D	Moose Jaw (WHL)
Petrenko, Sergei	7	168	LW	Dynamo Moscow (CIS)
Barrie, Mike	8	194	C	Victoria (WHL)
Moore, Barrie	9	220	LW	Sudbury (OHL)
Davis, Chris	10	246	G	Calgary Royals (Tier 2)
Nichol, Scott	11	272	C	Portland (WHL)

1994

Player	RD.	NO.	POS.	AMATEUR TEAM
Primeau, Wayne	1	17	C	Owen Sound (OHL)
Brown, Curtis	2	43	C	Moose Jaw (WHL)
Ndur, Rumun	3	69	D	Guelph (OHL)
Klimentiev, Sergei	5	121	D	Medicine Hat (WHL)
Benazic, Cal	6	147	D	Medicine Hat (WHL)
Plouffe, Steve	7	168	G	Granby (QMJHL)
Hnidy, Shane	7	173	D	Prince Albert (WHL)
Webb, Steve	7	176	RW	Peterborough (OHL)
Westerby, Bob	8	199	LW	Kamloops (WHL)
Millar, Craig	9	225	D	Swift Current (WHL)
Polak, Mark	10	251	C	Medicine Hat (WHL)
Wright, Shayne	11	277	D	Owen Sound (OHL)

1995

Player	RD.	NO.	POS.	AMATEUR TEAM
McKee, Jay	1	14	D	Niagara Falls (OHL)
Biron, Martin	1	16	G	Beauport (QMJHL)
Dutiaume, Mark	2	42	LW	Brandon (WHL)
Sunderland, Mathieu	3	68	RW	Drummondville (QMJHL)
Davidson, Matt	4	94	RW	Portland (WHL)
Menhart, Marian	5	111	D	Litvinov (Czech)
Popp, Kevin	5	119	D	Seattle (WHL)
Bienvenue, Daniel	5	123	LW	Val d'Or (QMJHL)
Scott, Brian	7	172	C	Kitchener (OHL)
Zanutto, Mike	8	198	C	Oshawa (OHL)
Skrlac, Rob	9	224	LW	Kamloops (WHL)

1996

Player	RD.	NO.	POS.	AMATEUR TEAM
Rasmussen, Erik	1	7	C/LW	University of Minnesota
Sarich, Cory	2	27	D	Saskatoon (WHL)
Van Oene, Darren	2	33	LW	Brandon (WHL)
Methot, Francois	3	54	C	St-Hyacinthe (QMJHL)
Walsh, Kurt	4	87	RW	Owen Sound (OHL)
Martone, Mike	4	106	D	Peterborough (OHL)
Tezikov, Alexei	5	115	D	Lada Togliatti (Russia)
Davis, Ryan	6	142	RW	Owen Sound (OHL)
Mortier, Darren	6	161	C	Sarnia (OHL)
Buhler, Scott	9	222	G	Medicine Hat (WHL)



Sabres All-Time Draft Selections

1997

Player	RD.	NO.	POS.	AMATEUR TEAM
Noronen, Mika	1	21	G	Tappara (Finland)
Tallinder, Henrik	2	48	D	AIK (Sweden)
Afinogenov, Maxim	3	69	RW	Dynamo (Russia)
Martin, Jeff	3	75	C	Windsor (OHL)
Theoret, Luc	4	101	D	Lethbridge (WHL)
DiRoberto, Torrey	5	128	C	Seattle (WHL)
Campbell, Brian	6	156	D	Ottawa (OHL)
Adduono, Jeremy	7	184	RW	Sudbury (OHL)
Piros, Kamil	8	212	C	Litvinov (Czech)
Kemp, Dylan	9	238	D	Lethbridge (WHL)

1998

Player	RD.	NO.	POS.	AMATEUR TEAM
Kalinin, Dimitri	1	18	D	Traktor (Russia)
Peters, Andrew	2	34	LW	Oshawa (OHL)
Milley, Norman	2	47	RW	Sudbury (OHL)
Kristek, Jaroslav	2	50	RW	ZPS Zlin (Czech)
Pandolfo, Mike	3	77	LW	St. Sebastien's
Goldade, Aaron	5	137	C	Brandon (WHL)
Kotalik, Ales	6	164	RW	HC Ceske Budejovice (Czech)
Moran, Brad	7	191	C	Calgary (WHL)
Moravec, David	8	218	RW	HC Vitkovice (Czech)
Terglav, Edo	9	249	RW	Baie-Comeau (QMJHL)

1999

Player	RD.	NO.	POS.	AMATEUR TEAM
Heisten, Barrett	1	20	LW	University of Maine
Bartovic, Milan	2	35	RW	Trencin (Slovakia)
Janik, Doug	2	55	D	University of Maine
Zigomanis, Michael	2	64	C	Kingston (OHL)
Preston, Tim	3	73	LW	Seattle (WHL)
Mosovsky, Karel	4	117	LW	Regina (WHL)
Miller, Ryan	**5**	**138**	**G**	**Soo (NAHL)**
Kinch, Matthew	5	146	D	Calgary (WHL)
Hyacinthe, Seneque	6	178	LW	Val D'Or (QMJHL)
Dececco, Bret	7	206	RW	Seattle (WHL)
Self, Brad	8	235	C	Peterborough (OHL)
Brunel, Craig	9	263	RW	Prince Albert (WHL)

2000

Player	RD.	NO.	POS.	AMATEUR TEAM
Kriukov, Artem	1	15	C	Yaroslavl (Russia)
Decaire, Gerard	2	48	D	Seattle (WHL)
Rousseau, Ghyslain	4	111	G	Baie-Comeau (QMJHL)
Denisov, Denis	5	149	D	HC Moscow (Russia)
Bizyayev, Vasily	7	213	F	CSKA Jr. (Russia)
Gaustad, Paul	7	220	C/LW	Portland (WHL)
McMorrow, Sean	8	258	D	Kitchener (OHL)
Courtney, Ryan	9	277	LW	Windsor (OHL)



2001

Player	RD.	NO.	POS.	AMATEUR TEAM
Novotny, Jiri	1	22	C	Budejovice (Czech)
Roy, Derek	2	32	C	Kitchener (OHL)
Thorburn, Chris	2	50	C	North Bay (OHL)
Pominville, Jason	2	55	RW	Shawinigan (QMJHL)
Vondrka, Michal	5	155	LW	Budejovice (Czech)
Aslund, Calle	8	234	D	Huddinge (Sweden)
Dubec, Marek	8	247	D	Vsetin (Slovakia)
Jorde, Ryan	9	279	D	Tri-City (WHL)

2002

Player	RD.	NO.	POS.	AMATEUR TEAM
Ballard, Keith	1	11	D	University of Minnesota
Paille, Daniel	1	20	LW	Guelph (OHL)
Tessier, Michael	3	76	LW	Acadie-Bathurst (QMJHL)
Adams, John	3	82	D	Boston College
Hulva, Jakub	4	108	F	Citkovice (Czech)
Magers, Marty	4	121	G	Omaha (USHL)
Sheviev, Maxim	6	178	C	Elemash Elektorstal (Russia)
Hecl, Radoslav	7	208	D	Bratislava (Slovakia)
Wideman, Dennis	8	241	D	London (OHL)
Cizek, Martin	9	271	D	HC Slavia Praha (Czech)

2003

Player	RD.	NO.	POS.	AMATEUR TEAM
Vanek, Thomas	**1**	**5**	**LW**	**University of Minnesota**
Fabry, Branislav	2	65	RW	Bratislava Jr. (Slovakia)
MacArthur, Clarke	3	74	LW	Medicine Hat (WHL)
Hejda, Jan	4	106	D	HC Slavia Praha (Czech)
Ezhov, Denis	4	114	D	Togliatti (Russia)
Morrow, Thomas	5	150	D	Des Moines (USHL)
Voroshinin, Pavel	6	172	D	Mississauga (OHL)
Paetsch, Nathan	7	202	D	Moose Jaw (WHL)
Weber, Jeff	8	235	G	Plymouth (OHL)
Martin, Louis-Phillippe	9	266	RW	Baie-Comeau (QMJHL)
Wideman, Dennis	8	241	D	London (OHL)
Cizek, Martin	9	271	D	HC Slavia Praha (Czech)

2004

Player	RD.	NO.	POS.	AMATEUR TEAM
Stafford, Drew	**1**	**13**	**RW**	**University of North Dakota**
Funk, Michael	2	43	D	Portland (WHL)
Sekera, Andrej	3	71	D	Trencin Jr. (Slovakia)
Valent, Michal	5	145	G	Martin Jr. (Slovakia)
Kaleta, Patrick	6	176	RW	Peterborough (OHL)
Mancari, Mark	7	207	RW	Ottawa (OHL)
Card, Mike	8	241	D	Kelowna (WHL)
Hunter, Dylan	9	273	LW	London (OHL)

2005

Player	RD.	NO.	POS.	AMATEUR TEAM
Zagrapan, Marek	1	13	C	Chicoutimi (QMJHL)
Gogulla, Philippe	2	48	LW	Koln (Germany)



Sabres All-Time Draft Selections

2005

Player	RD.	NO.	POS.	AMATEUR TEAM
Gragnani, Marc-Andre	3	87	D	PEI (QMJHL)
Butler, Chris	4	96	D	Sioux City (USHL)
Gerbe, Nathan	5	142	C	US Under-18 (USDL)
Dennis, Adam	6	182	G	London (OHL)
Buravchikov, Vyacheslav	6	191	D	Kryja (Russia)
Generous, Matt	7	208	D	N.E. Jr. Falcons (EJHL)
Orpik, Andrew	7	227	D	Thayer Academy (USHSE)

2006

Player	RD.	NO.	POS.	AMATEUR TEAM
Persson, Dennis	1	24	D	Vasteras Jr. (Sweden)
Enroth, Jhonas	**2**	**46**	**G**	**Sodertalje (Sweden)**
Weber, Mike	**2**	**57**	**D**	**Windsor (OHL)**
Schutz, Felix	4	117	C	Saint John (QMJHL)
Biega, Alex	5	147	D	Salisbury (USHS)
Breault, Benjamin	7	207	C	Baie Comeau (QMJHL)

2007

Player	RD.	NO.	POS.	AMATEUR TEAM
Brennan, T.J.	2	31	D	St. John's (QMJHL)
Schiestel, Drew	2	59	D	Mississauga (OHL)
Tropp, Corey	**3**	**89**	**F**	**Sioux Falls (USHL)**
Eidsness, Bradley	5	139	G	Okotoks (AJHL)
Allard, Jean-Simon	5	147	C	St. John's (QMJHL)
Byron, Paul	6	179	C	Gatineau (QMJHL)
Eno, Nick	7	187	G	Green Mountain (EJHL)
MacKenzie, Drew	7	209	D	The Taft School (USHS)

2008

Player	RD.	NO.	POS.	AMATEUR TEAM
Myers, Tyler	**1**	**12**	**D**	**Kelowna (WHL)**
Ennis, Tyler	**1**	**26**	**LW**	**Medicine Hat (WHL)**
Adam, Luke	**2**	**44**	**LW**	**St. John's (WHL)**
Fienhage, Cory	3	81	D	Eastview (USHS)
Jokinen, Justin	4	101	RW	Cloquet (USHS)
Southorn, Jordon	4	104	D	PEI (QMJHL)
Lagace, Jacob	5	134	LW	Chicoutimi (QMJHL)
Crawford, Nick	6	164	D	Saginaw (OHL)

2009

Player	RD.	NO.	POS.	AMATEUR TEAM
Kassian, Zack	1	13	RW	Peterborough (OHL)
McNabb, Brayden	**3**	**66**	**D**	**Kootenay (WHL)**
Foligno, Marcus	**4**	**104**	**LW**	**Sudbury (OHL)**
Adams, Mark	5	134	D	Malden Catholic (USHS)
Knapp, Connor	6	164	G	Miami (CCHA)
Legault, Maxime	7	194	RW	Shawinigan (QMJHL)



Sabres All-Time Draft Selections

2010

Player	RD.	NO.	POS.	AMATEUR TEAM
Pysyk, Mark	**1**	**23**	**D**	**Edmonton (WHL)**
Gauthier-Leduc, Jerome	3	68	D	Rouyn-Noranda (QMJHL)
Sundher, Kevin	3	75	C	Chilliwack (WHL)
MacKenzie, Matt	3	83	D	Calgary (WHL)
Shipley, Steven	4	98	C	Owen Sound (OHL)
Sutch, Gregg	5	143	RW	Mississauga (OHL)
Henley, Cedrick	6	173	LW	Val d'Or (QMJHL)
Isackson, Christian	7	203	RW	St. Thomas (USHS)
Boychuk, Riley	7	208	LW	Portland (WHL)

2011

Player	RD.	NO.	POS.	AMATEUR TEAM
Armia, Joel	1	16	RW	Assat (SM-liiga)
Catenacci, Daniel	3	77	C	Sault Ste. Marie (OHL)
Jacobs, Colin	4	107	C	Seattle (WHL)
Lepkowski, Alex	5	137	D	Barrie (OHL)
Lieuwen, Nathan	6	167	G	Kootenay (WHL)
Navin, Brad	7	197	C	Waupaca (USHS)

2012

Player	RD.	NO.	POS.	AMATEUR TEAM
Grigorenko, Mikhail	**1**	**12**	**C**	**Quebec (QMJHL)**
Girgensons, Zemgus	1	14	C	Dubuque (USHL)
McCabe, Jake	2	44	D	Wisconsin (WCHA)
Kea, Justin	3	73	C	Saginaw (OHL)
Nelson, Logan	5	133	C	Victoria (WHL)
Ullmark, Linus	6	163	G	MODO Jr. (SWE-Jr.)
Austin, Brady	7	193	D	Belleville (OHL)
Peterson, Judd	7	204	C/RW	Duluth Marshall (USHS)

2013

Player	RD.	NO.	POS.	AMATEUR TEAM
Ristolainen, Rasmus	1	8	D	TPS (SM-liiga)
Zadorov, Nikita	1	16	D	London (OHL)
Compher, J.T.	2	35	LW	US Under-18 (USHL)
Hurley, Connor	2	38	C	Edina (USHS)
Bailey, Justin	2	52	RW	Kitchener (OHL)
Baptiste, Nicholas	3	69	RW	Sudbury (OHL)
Petersen, Cal	5	129	G	Waterloo (USHL)
Possler, Gustav	5	130	RW	MODO Jr. (SWE-Jr.)
Florentino, Anthony	5	143	D	South Kent (USHS)
Malone, Sean	6	159	C	US Under-18 (USHL)
Locke, Eric	7	189	C	Saginaw (OHL)

Note: S in round number refers to the supplemental draft.



1970

Date	Transaction
6-9-70	Selected Kevin O'Shea, Cliff Schmautz, Brian McDonald and Bill Inglis in the Inter-League Draft.
6-9-70	Claimed Joe Daley on waivers from Pittsburgh.
6-10-70	Selected Tom Webster, Al Hamilton, Don Marshall, Tracy Pratt, Jim Watson, Francois Lacombe, Phil Goyette, Reg Fleming, Mike McMahon, Skip Krake, Jean-Guy Lagace, Craig Cameron, Chris Evans, Doug Barrie, Gerry Meehan, Paul Terbenche, Brian Perry, Howie Menard, Rocky Farr and Gary Edwards in the NHL Expansion Draft.
6-10-70	Traded Tom Webster to Detroit for Roger Crozier.
6-10-70	Purchased Ted Hodgson from the N.Y. Rangers.
9-2-70	Purchased Floyd Smith and Brent Imlach from Toronto.
10-2-70	Traded Craig Cameron to St. Louis for Ron Anderson.
10-9-70	Purchased Dave Dryden from Pittsburgh.
10-19-70	Purchased Bill Sutherland from Philadelphia; traded Sutherland to St. Louis for future considerations.
11-2-70	Claimed Steve Atkinson on waivers from Boston.
11-2-70	Claimed Paul Andrea on waivers from California.
11-3-70	Claimed Bob Baun on waivers from Detroit.
11-4-70	Traded Bob Baun to St. Louis for Jean-Guy Talbot and Larry Keenan.
11-25-70	Traded Mike McMahon to Los Angeles for Eddie Shack and Dick Duff.
12-28-70	Lost Cliff Schmautz on waivers to Philadelphia.

1971

Date	Transaction
1-24-71	Traded Jean-Guy Legace to Pittsburgh for Terry Ball.
5-25-71	Traded Joe Daley to Detroit for Don Luce and Mike Robitaille.
6-8-71	Selected Danny Lawson from Minnesota, Rod Zaine from Pittsburgh, Rene Robert and Ken Murray from Toronto, Ray McKay from Chicago, Tom Miller from Detroit and Hugh Harris from Montreal and lost Don Marshall to Toronto, Gary Edwards to Los Angeles and Rene Robert to Pittsburgh in Intra-League Draft.
11-16-71	Traded Larry Keenan to Philadelphia for Larry Mickey.
12-16-71	Traded Doug Barrie and Mike Keeler to Los Angeles for Mike Byers and Larry Hillman.

1972

Date	Transaction
1-14-72	Traded a second-round draft choice in 1972 (Larry Sacharuk) to the New York Rangers for Jim Lorentz.
3-3-72	Lost Kevin O'Shea on waivers to St. Louis.
3-4-72	Acquired Rene Robert from Pittsburgh for Eddie Shack.
3-5-72	Traded Chris Evans to St. Louis for George Morrison and a second-round draft choice in 1972 (Larry Carriere).
3-5-72	Sold Phil Goyette to the N.Y. Rangers.
6-5-72	Acquired Tim Horton from Pittsburgh in Intra-League Draft.
6-6-72	Lost Tom Miller and Ken Murray to the N.Y. Islanders and Rod Zaine to Atlanta in the Expansion Draft.
6-18-72	Purchased Rod Busniuk from Montreal.

1973

Date	Transaction
2-14-73	Traded Butch Deadmarsh to Atlanta for Norm Gratton.
6-12-73	Lost Ray McKay to California and acquired Joe Noris from St. Louis in the Intra-League Draft.
6-14-73	Traded Jake Rathwell to St. Louis for Paul Curtis.
12-27-73	Traded Tracy Pratt and John Gould to Vancouver for Jerry Korab.



1974

Date	Transaction
1-21-74	Traded Paul Curtis to the N.Y. Rangers for Real Lemieux.
3-10-74	Traded Doug Rombough to the N.Y. Islanders for Brian Spencer.
6-10-74	Lost Ron Busniuk to Detroit in Intra-League Draft.
6-12-74	Lost Paul Terbenche to Kansas City and Steve Atkinson and Randy Wyrozub to Washington in the NHL Expansion Draft.
10-14-74	Traded Gerry Meehan and Mike Robitaille to Vancouver for Jocelyn Guevremont and Bryan McSheffrey.

1975

Date	Transaction
1-27-75	Traded Norm Gratton and a third-round draft choice in 1976 (Ron Zanussi) to Minnesota for Fred Stanfield.
3-3-75	Traded the rights to Garry Lariviere to the N.Y. Islanders for the rights to Gerry Desjardins.
10-1-75	Sold Rocky Farr to Kansas City.
10-1-75	Traded Larry Carriere, a first-round draft choice in 1976 (Greg Carroll) and cash to Atlanta for Jacques Richard.

1976

Date	Transaction
6-11-76	Traded the rights to free agent Peter McNab to Boston for the rights to free agent Andre Savard.

1977

Date	Transaction
3-3-77	Sold Roger Crozier to Washington.
9-20-77	Traded Brian Spencer to Pittsburgh for Ron Schock.

1978

Date	Transaction
None	

1979

Date	Transaction
2-6-79	Traded Gary McAdam to Pittsburgh for Dave Schultz.
3-12-79	Traded Jocelyn Guevremont to the N.Y. Rangers for a third-round draft choice in 1979 (Jacques Cloutier) and a third-round draft choice in 1980 (Sean McKenna).
6-13-79	Lost Lee Fogolin and Ron Areshenkoff to Edmonton, Terry Martin to Quebec and Dave Given to Hartford in the NHL Expansion Draft.
10-5-79	Traded Rene Robert to Colorado for John Van Boxmeer.
11-13-79	Traded Alex Tidey to Edmonton for John Gould.

1980

Date	Transaction
3-10-80	Traded Jerry Korab to Los Angeles for a first-round draft choice in 1982 (Phil Housley).
10-30-80	Traded Bill Stewart to St. Louis for Bob Hess and a fourth-round draft choice in 1981 (Anders Wickenberg).

1981

Date	Transaction
1-12-81	Lost Rick Dudley on waivers to Winnipeg.
3-10-81	Traded Rick Martin to Los Angeles for a third-round draft choice in 1981 (Colin Chisholm) and a first-round draft choice in 1983 (Tom Barrasso).
3-10-81	Traded Don Luce to Los Angeles for a sixth-round draft choice in 1982 (Jeff Parker) and cash.



1981

Date	Transaction
10-5-81	Acquired Yvon Lambert from Montreal and lost Rob McClanahan to Hartford in Waiver Draft.
12-2-81	Traded Jim Schoenfeld, Danny Gare and Derek Smith to Detroit for Mike Foligno, Dale McCourt and Brent Peterson.
12-2-81	Traded Bob Sauve to Detroit for a conditional first-round draft choice (Sauve was returned to the Sabres after the 1981-82 season).

1982

Date	Transaction
2-8-82	Acquired Paul Harrison on waivers from Pittsburgh.
6-9-82	Traded Alan Haworth and a third-round draft choice in 1982 (Milan Novy) to Washington for a second-round draft choice (Mike Anderson) and a fourth-round draft choice (Timo Jutila) in 1982.
6-9-82	Traded Don Edwards, Richie Dunn, a second-round draft choice in 1982 (Rich Kromm) and a first-round draft choice in 1983 (Dan Quinn) to Calgary for a first-round draft choice (Paul Cyr) and second-round draft choice (Jens Johansson) in 1982 and a first-round draft choice (Norm Lacombe) and a second-round draft choice in 1983 (John Tucker).
6-9-82	Traded a 12th-round draft choice in 1982 (Marco Callas) to Washington for a 12th-round draft choice in 1983 (Kermit Salfi)

1983

Date	Transaction
6-6-83	Traded Tony McKegney, Andre Savard, J.F. Sauve and a third-round draft choice in 1983 (Iirvo Jarvi) to Quebec for Real Cloutier and a first-round draft choice in 1983 (Adam Creighton).
10-3-83	Lost John Van Boxmeer to Quebec in the Waiver Draft.

1984

Date	Transaction
12-6-84	Traded Steve Patrick and Jim Wiemer to the N.Y. Rangers for Dave Maloney and Chris Renaud.

1985

Date	Transaction
9-9-85	Purchased Don Lever from New Jersey.
10-4-85	Traded Randy Cunneyworth and Mike Moller to Pittsburgh for Pat Hughes.
10-7-85	Lost Brent Peterson to Vancouver in the Waiver Draft.
10-15-85	Traded Bob Sauve to Chicago for a third-round draft choice in 1985 (Kevin Kerr).

1986

Date	Transaction
1-30-86	Traded Larry Playfair, Sean McKenna and Ken Baumgarter to Los Angeles for Brian Engblom and Doug Smith.
3-11-86	Traded a 12th-round draft choice in 1986 (Doug Kirton) to New Jersey for Phil Russell.
4-22-86	Traded a third-round draft choice in 1987 (Ross Wilson) to Los Angeles for an eighth-round draft choice in 1987 (Tim Roberts) and future considerations.
6-21-86	Traded Gilles Hamel to Winnipeg for Scott Arniel.
10-3-86	Traded Brian Engblom to Calgary for Jim Korn.
10-6-86	Acquired Clark Gillies from the N.Y. Islanders and Wilf Paiement from the N.Y. Rangers while losing Pat Hughes to St. Louis and Mal Davis to Los Angeles in the Waiver Draft.
10-7-86	Traded Ric Seiling to Detroit for future considerations.
11-19-86	Traded a second-round draft choice in 1988 (Martin St. Amour) to Montreal for Tom Kurvers.



1987

Date	Transaction
3-6-87	Traded Norm Lacombe, the professional rights to Wayne Van Dorp and a fourth-round draft choice in 1987 (Peter Eriksson) to Edmonton for Mark Napier, Lee Fogolin and a fourth-round draft choice in 1987 (John Bradley).
5-22-87	Traded Jim Korn to New Jersey for Jan Ludvig.
6-13-87	Traded Tom Kurvers to New Jersey for a third-round draft choice in 1987 (Andrew MacVicar) and a 10th-round draft choice in 1989 (Mark Astley).
10-5-87	Acquired Ed Hospodar from Philadelphia and Kevin Maguire from Toronto and lost Dave Fenyves to Philadelphia in the Waiver Draft.
10-13-87	Traded Andy Ristau to Minnesota for a sixth-round draft choice in 1988 (David Di Vita).
12-31-87	Traded Paul Cyr and a 10th-round draft choice in 1988 (Eric Fenton) to the N.Y. Rangers for Mike Donnelly and a fifth-round draft choice in 1988 (Alexander Mogilny).

1988

Date	Transaction
2-11-88	Traded Steve Dykstra and a seventh-round draft choice in 1989 (Davis Payne) to Edmonton for Scott Metcalfe and a ninth-round draft choice in 1989 (Donald Audette).
10-3-88	Acquired Steve Smith from Calgary and lost Doug Smith to Edmonton and Jim Hofford to Los Angeles in the Waiver Draft.
10-3-88	Acquired Wayne Van Dorp from Pittsburgh for a seventh-round draft choice in 1990 (Pat Neaton).
10-21-88	Traded Bob Logan and a ninth-round draft choice in 1989 (Jim Giacin) to Los Angeles for Larry Playfair.
11-12-88	Traded Tom Barrasso and a third-round draft choice in 1990 (Joe Dziedzic) to Pittsburgh for Doug Bodger and Darrin Shannon.
12-26-88	Traded Adam Creighton and future considerations to Chicago for Rick Vaive and future considerations.

1989

Date	Transaction
2-16-89	Traded Wayne Van Dorp to Chicago for a seventh-round draft choice in 1990 (Viktor Gordiouk).
3-6-89	Traded Calle Johansson and a second-round draft choice in 1989 (Byron Dafoe) to Washington for Clint Malarchuk, Grant Ledyard and a sixth-round draft choice in 1991 (Brian Holzinger).
3-7-89	Traded Lindy Ruff to the N.Y. Rangers for a fifth-round draft choice in 1990 (Richard Smehlik).
6-1-89	Traded Mark Ferner to Washington for Scott McCrory.
6-17-89	Traded Joe Reekie to the N.Y. Islanders for a sixth-round draft choice in 1989 (Bill Pye).
9-29-89	Traded Jacques Cloutier and a sixth-round draft choice in 1990 (Derek Edgerly) to Chicago for Steve Ludzik and a fifth-round draft choice in 1990 (Todd Bojcun).
10-2-89	Lost Mikael Andersson to Hartford in the Waiver Draft.
10-4-89	Traded a fourth-round draft choice in 1991 (Keith Redmond) to Los Angeles for Dean Kennedy.
11-24-89	Traded Bob Halkidis and future considerations to Los Angeles for Dale DeGray and future considerations.

1990

Date	Transaction
1-5-90	Traded John Tucker to Washington for future considerations.
3-5-90	Traded Kevin Maguire and a second-round draft choice in 1990 (Mikael Renberg) to Philadelphia for Jay Wells and a fourth-round draft choice in 1991 (Peter Ambroziak).
6-16-90	Traded Phil Housley, Scott Arniel, Jeff Parker and a first-round draft choice in 1990 (Keith Tkachuk) to Winnipeg for Dale Hawerchuk and a first-round draft choice in 1990 (Brad May).
7-3-90	Purchased John Tucker from the Washington Capitals.
7-9-90	Traded Ray Sheppard to the N.Y. Rangers for cash and future considerations.
9-30-90	Traded Mike Donnelly to Los Angeles for Mikko Makela. Traded Shawn Anderson to Washington for Bill Houlder.
12-17-90	Traded Mike Foligno and an eighth-round draft choice in 1991 (Thomas Kucharcik) to Toronto for Lou Franceschetti and Brian Curran.



1991

Date	Transaction
1-21-91	Traded John Tucker to the N.Y. Islanders for future considerations.
3-5-91	Traded the rights to Ken Priestlay to Pittsburgh for Tony Tanti. Acquired Steve Weeks from Vancouver for future considerations.
5-26-91	Traded Darcy Wakaluk to Minnesota for an eighth-round draft choice in 1991 (Jiri Kuntos).
5-30-91	Lost Greg Paslawski to San Jose in the expansion draft.
6-22-91	Acquired Tom Draper from Winnipeg for future considerations (Buffalo's seventh-round choice in 1992 - Artur Oktyabrev).
10-11-91	Traded Darrin Shannon, Dean Kennedy and Mike Hartman to Winnipeg for Dave McLlwain, Gord Donnelly, Winnipeg's fifth-round choice (Yuri Khmylev) in 1992 and future considerations.
10-24-91	Acquired Colin Patterson from Calgary for future considerations.
10-25-91	Traded Pierre Turgeon, Uwe Krupp, Dave McLlwain and Benoit Hogue to the N.Y. Islanders for Pat LaFontaine, Randy Wood and Randy Hillier.

1992

Date	Transaction
3-9-92	Traded Dave Snuggerud to San Jose for Wayne Presley. Traded Jay Wells to the N.Y. Rangers for Randy Moller.
3-10-92	Traded Kevin Haller to Montreal for Petr Svoboda. Acquired Dave Hannan from Toronto for a sixth-round draft choice (Chris Deruiter) in 1992.
6-15-92	Traded Christian Ruuttu and future considerations to Winnipeg for Stephane Beauregard.
6-18-92	Lost Darcy Loewen and Brad Miller to Ottawa in the expansion draft.
8-7-92	Traded Stephane Beauregard and future considerations (fourth-round pick in 1993 - Eric Daze) to Chicago for Dominik Hasek.

1993

Date	Transaction
2-3-93	Traded Dave Andreychuk, Daren Puppa, and the team's first-round draft choice in 1993 (Kenny Jonsson) to Toronto for Grant Fuhr and the Maple Leafs' fifth-round pick (Kevin Popp) in the 1995 Entry Draft.
3-22-93	Traded Mike Ramsey to the Pittsburgh Penguins for Bob Errey.
6-24-93	Lost Bill Houlder and Bob Corkum to Anaheim in the expansion draft.
9-1-93	Traded Jozef Cierny and a future draft choice (fourth round in 1994 - Jussi Tarvainen) to Edmonton for Craig Simpson.
9-30-93	Traded Tom Draper to the New York Islanders for future considerations (Steve Plouffe, 7th-round choice, 1994 Entry Draft).
10-27-93	Traded Keith Carney and a future draft choice (sixth-round pick in 1995 - Marc Magliarditi) to Chicago for Craig Muni and Chicago's fifth-round choice in 1995 (Daniel Bienvenue).
12-15-93	Traded Gord Donnelly to the Dallas Stars for James Black and a conditional draft choice in 1994 (Steve Webb).

1994

Date	Transaction
7-8-94	Acquired Kevin McClelland from the Winnipeg Jets in exchange for future considerations.
7-26-94	Traded Sean O'Donnell to the Los Angeles Kings for Doug Houda.

1995

Date	Transaction
1-18-95	Lost Randy Wood to Toronto in the Waiver Draft.
2-14-95	Traded Philippe Boucher, Grant Fuhr, and Denis Tsygurov to Los Angeles for Charlie Huddy, Robb Stauber, Alexei Zhitnik, and a fifth-round draft choice in 1995 (Marian Menhart).
4-7-95	Traded Petr Svoboda to Philadelphia for Garry Galley. Traded Ken Sutton to Edmonton for Scott Pearson.
7-8-95	Traded Alexander Mogilny and a fifth-round draft choice in 1995 (Todd Norman) to Vancouver for Mike Peca, Mike Wilson, and a first-round draft choice in 1995 (Jay McKee).



1995

Date	Transaction
10-2-95	Lost Bob Sweeney to N.Y. Islanders and claimed Brent Hughes from Boston and Rob Conn from New Jersey in the Waiver Draft.
11-16-95	Traded Doug Bodger to San Jose for Vaclav Varada, Martin Spanhel, Philadelphia's fourth-round draft pick in 1996 (Mike Martone), and either the Flyers' or Toronto's first-round draft pick in 1996 (to be determined by Philadelphia prior to the draft).

1996

Date	Transaction
2-1-96	Acquired Bob Boughner from the Florida Panthers in exchange for a conditional fourth-round draft choice in 1996 (Chris Allen).
2-15-96	Traded Craig Muni and the first-round draft pick in the 1996 draft (Daniel Briere) acquired in the three-team trade in November, 1995 involving San Jose, Philadelphia, and Buffalo, in exchange for Darryl Shannon and Michal Grosek.
3-19-96	Traded Charlie Huddy and a seventh-round draft pick in 1996 (Daniel Corso) to the St. Louis Blues for Denis Hamel.
3-20-96	Traded Dave Hannan to the Colorado Avalanche for a sixth-round draft choice in the 1996 NHL Entry Draft. Also traded Yuri Khmylev and an eighth-round pick in 1996 (Andrei Podkonicky) to St. Louis for a second-round draft choice in 1996 (Cory Sarich), a third-round pick in 1997 (Maxim Afinogenov), and defenseman Jean-Luc Grand-Pierre.

1997

Date	Transaction
3-18-97	Traded Barrie Moore and Craig Millar to Edmonton in exchange for Miroslav Satan.
9-24-97	Acquired Jason Woolley from the Pittsburgh Penguins in exchange for a 1998 fifth-round draft choice (Robert Scuderi).
9-29-97	Traded Pat LaFontaine to the New York Rangers in exchange for a second-round draft pick in 1998 (Andrew Peters) and future considerations.
11-12-97	Traded Andrei Trefilov to the Chicago Blackhawks for an undisclosed 1998 draft choice.

1998

Date	Transaction
2-4-98	Acquired Geoff Sanderson from the Vancouver Canucks in exchange for Brad May and a third-round draft pick in 1999.
3-24-98	Acquired Paul Kruse and Jason Holland from the N.Y. Islanders in exchange for Jason Dawe. Note: Holland was assigned to Rochester following trade.
6-18-98	Acquired Kay Whitmore, a second-round draft choice in 1998 (Jaroslav Kristek) and future considerations from the San Jose Sharks in exchange Steve Shields and a fourth-round draft pick in 1998 (Miroslav Zalesak). Note: Did not extend qualifying offer to Whitmore (on 7-1-98), making goaltender an unrestricted free agent.
6-26-98	Bob Boughner selected by the Nashville Predators in the 1998 Expansion Draft held in Buffalo.
12-18-98	Rumun Ndur claimed off waivers by N.Y. Rangers. Traded Donald Audette to the Los Angeles Kings in exchange for a 1999 second-round draft choice (Milan Bartovic).

1999

Date	Transaction
3-11-99	Acquired Stu Barnes from the Pittsburgh Penguins in exchange for Matthew Barnaby.
3-23-99	Acquired Joe Juneau and a 1999 third-round draft choice (Tim Preston) from the Washington Capitals in exchange for Alexei Tezikov. Traded Mike Wilson to the Florida Panthers in exchange for Rhett Warrener and a 1999 fifth-round draft choice (Ryan Miller). Traded Derek Plante to the Dallas Stars in exchange for a 1999 second-round draft choice (Michael Zigomanis).



Sabres All-Time Transactions

1999

Date	Transaction
6-25-99	Darryl Shannon selected by Atlanta Thrashers in the 1999 Expansion Draft. Sent Dean Sylvester to the Atlanta Thrashers for future considerations.

2000

Date	Transaction
1-23-00	Acquired Vladimir Tsyplakov from Los Angeles in exchange for an eighth-round draft choice in the 2000 NHL Entry Draft.
3-10-00	Acquired Chris Gratton and a second-round draft choice in 2001 (Derek Roy) from Tampa Bay in exchange for Wayne Primeau, Brian Holzinger, Cory Sarich, and a third-round selection in the 2000 NHL Entry Draft. Acquired Doug Gilmour and Jean-Pierre Dumont from Chicago in exchange for Michal Grosek.
6-23-00	Dwayne Roloson and Geoff Sanderson selected by Columbus in the 2000 Expansion Draft. Sent Jean-Luc Grand-Pierre, Matt Davidson and fifth-round picks in 2000 and 2001 Entry Draft to Columbus in exchange for future considerations.

2001

Date	Transaction
3-13-01	Acquired Donald Audette from Atlanta for Kamil Piros and a fourth-round pick in 2001 NHL Entry Draft; acquired Steve Heinze from Columbus for a third-round draft pick in 2001 NHL Entry Draft.
6-24-01	Traded Michael Peca to the NY Islanders for Tim Connolly and Taylor Pyatt.
7-1-01	Traded Dominik Hasek to Detroit for Vyacheslav Kozlov, a first-round draft pick in the 2002 NHL Draft and future considerations.

2002

Date	Transaction
6-22-02	Traded Vyacheslav Kozlov and the 41st pick in the 2002 NHL Entry Draft to Atlanta for the 31st and 82nd picks in the 2002 NHL Entry Draft; Acquired Jochen Hecht from Edmonton for the 31st and 82nd picks in the 2002 NHL Entry Draft.
7-24-02	Acquired Adam Mair and a fifth-round draft choice in the 2003 NHL Entry Draft from Los Angeles in ex change for Erik Rasmussen.
11-16-02	Traded Jason Woolley to Detroit for future considerations.

2003

Date	Transaction
2-25-03	Acquired Jakub Klepis from Ottawa in exchange for Vaclav Varada and a fifth-round draft pick in 2003 NHL Entry Draft.
3-10-03	Traded Stu Barnes to Dallas for Mike Ryan and Dallas' second-round draft choice in the 2003 NHL Entry Draft (Branislav Fabry).
3-10-03	Traded Rob Ray to Ottawa for future considerations.
3-11-03	Acquired Daniel Briere and Phoenix's third-round selection in the 2004 NHL Entry Draft (Andrej Sekera) for Chris Gratton and Buffalo's fourth-round choice in the 2004 Entry Draft (Liam Reddox).
7-3-03	Acquired Steven Reinprecht from Colorado in exchange for Keith Ballard; Acquired Chris Drury and Steve Begin from Calgary in exchange for Rhett Warrener and Reinprecht.

2004

Date	Transaction
3-08-04	Acquired Brad Brown and a sixth-round selection in the 2005 NHL Entry Draft (Vyacheslav Buravchikov) from Minnesota in exchange for a fourth-round selection in the 2005 NHL Entry Draft.
3-09-04	Acquired Jeff Jillson and a ninth-round selection in the 2005 NHL Entry Draft from San Jose in exchange for Curtis Brown and Andy Delmore; Acquired Mike Grier from Washington in exchange for Jakub Klepis.



2005

Date	Transaction
8-25-05	Acquired Toni Lydman from Calgary in exchange for a third-round selection in the 2006 NHL Entry Draft.

2006

Date	Transaction
3-09-06	Traded Mika Noronen to Vancouver in exchange for a second-round selection in the 2006 NHL Entry Draft (Jhonas Enroth).

2007

Date	Transaction
2-27-07	Acquired Dainius Zubrus and Timo Helbling from Washington for Jiri Novotny and Buffalo's first-round selection in the 2007 Entry Draft; acquired Ty Conklin from Columbus in exchange for Buffalo's fifth-round selection in the 2007 Entry Draft; acquired Mikko Lehtonen from Nashville in exchange for Buffalo's fourth-round selection in the 2007 Entry Draft; traded Martin Biron to Philadelphia for their second-round selection in the 2007 Entry Draft (TJ Brennan).

2008

Date	Transaction
2-26-08	Acquired Steve Bernier and a first-round selection in 2008 Entry Draft (Tyler Ennis) from San Jose in exchange for Brian Campbell and a seventh-round selection in 2008 Entry Draft.
7-04-08	Traded Steve Bernier to Vancouver in exchange for a second-round selection in 2010 Entry Draft and a third-round selection in 2009 Entry Draft; Acquired Craig Rivet and a seventh-round selection in 2010 Entry Draft from San Jose in exchange for a second-round selection in 2009 Entry Draft and a second-round selection in 2010 Entry Draft.
10-1-08	Claimed Matt Ellis off waivers from Los Angeles.

2009

Date	Transaction
3-4-09	Acquired Mikael Tellqvist from Phoenix in exchange for a Buffalo's fourth-round selection in the 2010 NHL Entry Draft; Acquired Dominic Moore from Toronto in exchange for Buffalo's second-round selection in the 2009 NHL Entry Draft; Acquired Edmonton's second-round selection in the 2009 NHL Entry Draft in exchange for Ales Kotalik.
10-20-09	Acquired third-round pick in the 2010 NHL Entry Draft and conditional 2010 draft pick from Boston in exchange for Daniel Paille.

2010

Date	Transaction
3-3-10	Acquired Raffi Torres from Columbus in exchange for Nathan Paetsch and second-round pick (previously acquired from Vancouver) in the 2010 NHL Entry Draft; Acquired third- and fourth-round picks in 2010 Entry Draft from Atlanta in exchange for Clarke MacArthur.

2011

Date	Transaction
2-26-11	Lost Craig Rivet on waivers to Columbus.
2-27-11	Acquired Brad Boyes from St. Louis in exchange for a second-round pick in the 2011 NHL Entry Draft.
6-25-11	Acquired Robyn Regehr, Ales Kotalik and a second-round pick in the 2012 NHL Entry Draft from Calgary in exchange for Paul Byron and the rights to Chris Butler.

2012

Date	Transaction
2-27-12	Acquired Cody Hodgson and Alexander Sulzer from Vancouver in exchange for Zack Kassian and Marc-Andre Gragnani.
2-27-12	Acquired a first-round pick in the 2012 NHL Entry Draft from Nashville in exchange for Paul Gaustad and a fourth-round pick in the 2013 NHL Entry Draft.
6-29-12	Acquired rights to Christian Ehrhoff from the New York Islanders in exchange for a fourth-round pick in the 2012 NHL Entry Draft.
7-2-12	Acquired Steve Ott and Adam Pardy from Dallas in exchange for Derek Roy.

2013

Date	Transaction
3-15-13	Acquired a fifth-round pick (Gustav Possler) in the 2013 NHL Entry Draft from Florida in exchange for TJ Brennan.
3-30-13	Acquired a second-round pick (Justin Bailey) and a fifth-round pick (Anthony Florentino) in the 2013 NHL Entry Draft from the St. Louis Blues in exchange for Jordan Leopold.
4-1-13	Acquired a second-round pick in the 2014 NHL Entry Draft and a second-round pick in the 2015 NHL Entry Draft from the Los Angeles Kings in exchange for Robyn Regehr.
4-3-13	Acquired Johan Larsson, Matt Hackett, a first-round pick (Nikita Zadorov) in the 2013 NHL Entry Draft and a second-round pick in the 2014 NHL Entry Draft from the Minnesota Wild in exchange for Jason Pominville.
6-30-13	Acquired Jamie McBain and a second-round pick (J.T. Compher) in the 2013 NHL Entry Draft from the Carolina Hurricanes in exchange for Andrej Sekera.



2013-14 Rochester
AMERICANS

BUFFALO SABRES



Rochester Americans Directory

Executives

Owner ..... Terrence M. Pegula
President ..... Theodore N. Black
General Manager ..... Darcy Regier
Vice President of Business Operations ..... Rob Kopacz
Director of Strategic Planning ..... Jody Gage

Coaching & Support Staff

Head Coach ..... Chadd Cassidy
Assistant Coach ..... Chris Taylor
Assistant Coach ..... John Wroblewski
Goaltending Coach ..... Bob Janosz
Strength & Conditioning Coach ..... Jason Kilijanski
Athletic Trainer ..... Rob Frost
Assistant Athletic Trainer ..... Kent Weisbeck
Equipment Manager ..... Ben Laing
Assistant Equipment Manager ..... Thomas Anderson
Video/Administrative Coach ..... Kyle Smith
Hockey Technologies Assistant ..... Steve Pignata
Team Doctor ..... Dr. Robert Bronstein, MD
Team Chiropractor ..... Dr. Donald Dudley, MD
Team Dentist ..... Dr. Ned Nicosia, DDS
Internal Medicine ..... Dr. Marc Berliant, MD
Massage Therapist ..... Steve Squire

Communications/Public Relations

Director of Public Relations ..... Rob Crean
Manager of Communications & Alumni Relations ..... Warren Kosel
Community Relations & Marketing Manager ..... Jessica Baldwin
Play-By-Play Announcer ..... Don Stevens

Communications/Public Relations

Director of Corporate Fulfillment ..... Brooke Whowell
Corporate Partnerships Account Executive ..... Chad Buck

Game Presentation

Director of Game Presentation ..... Caitlin Salemi
Editor/Videographer ..... Bryan Darrow

Ticket Sales & Operations

Manager of Ticket Sales ..... Cailin O'Hara
Ticket Sales Associate ..... Chris LaFlair
Ticket Sales Associate ..... Lee Maslyn
Ticket Sales Associate ..... Greg Metzen
Receptionist ..... Cindy Barber

Merchandise

Merchandising ..... Amerks Team Store

General Information

Executive Offices ..... The Blue Cross Arena at the Rochester War Memorial
One War Memorial Square, Rochester, NY 14614
Ticket Hotline 1-855-GO-AMERKS
Telephone/Executive Offices ..... (585) 454-5335
Fax Number. ..... (585) 454-3954
Website ..... www.amerks.com
Home Ice ..... The Blue Cross Arena at the Rochester War Memorial
Dimensions of Rink ..... 197' x 85'
Seating Capacity 10,662
Location of Press Box ..... Suite Level
NHL Affiliate ..... Buffalo Sabres
Club Colors ..... Red, White, Blue
Home Uniforms ..... Base – White; Trim – Blue, Red
Road Uniforms ..... Base – Blue; Trim – White, Red
Alternate Uniforms ..... Base – Red; Trim – White, Blue
Individual Ticket Prices:
Weekday Pricing $16.00, $14.00, $11.00
Weekend and Holiday Pricing $18.00, $16.00, $12.00
Home Game Times ..... Monday-Saturday @ 3:05 p.m and 7:05 p.m.
Sunday @ 3:05 p.m. and 5:05 p.m.
TV Station ..... Time Warner Cable SportsChannel 26/1026
Radio Station ..... 1280 WHTK-AM
Webcasts ..... AHL Live and whtk.com

Practice Facility

Arena ..... Bill Gray's Regional IcePlex
2700 Brighton-Henrietta Townline Rd., Rochester, NY 14623
Telephone Number ..... (585) 454-4625
Website ..... www.billgraysiceplex.com

Established 1956

After three seasons with the Portland Pirates, the Buffalo Sabres renewed their affiliation with the Rochester Americans before the 2011-12 season. The 2013-14 season will mark the 32nd season of affiliation between the Sabres and Amerks, one of the longest relationships between and NHL team and its AHL affiliate.

The Amerks are entering their 57th season in the American Hockey League and the team will once again be an essential pipeline for future Sabres stars. The current Sabres roster is filled with 14 former Amerks, including Ryan Miller, Thomas Vanek, Henrik Tallinder and Drew Stafford.

It was during the 1979-80 campaign that the two organizations first formed a professional hockey partnership. Billy Inglis was the first head coach of the Amerks during the affiliation. Future coaches would include Mike Keenan, Joe Crozier, Jim Schoenfeld, Don Lever, John Van Boxmeer, John Tortorella, Brian McCutcheon and Randy Cunneyworth. Both Keenan (New York Rangers, 1994) and Tortorella (Tampa Bay Lightning, 2004) went on to coach NHL teams to Stanley Cup victories.

In 31 years of affiliation, the Amerks have compiled a record of 1,216-987-251-18 in 2,472 regular season games and captured nine regular season titles. During that period, the Amerks have captured three Calder Cup Championships (1983, 1987 and 1996) and have advanced to the Calder Cup Finals six times.

The Sabres and Pirates enjoyed a successful three-year affiliation (2008-09–2010-11), with the Pirates compiling a 131-79-16-13 overall record and a first-place finish in the Atlantic Division in 2010-11. During the three-year span, three Pirates players were named Dudley "Red" Garrett Memorial Award winners, an award given to the AHL's most outstanding rookie: Nathan Gerbe (2008-09), Tyler Ennis (2009-10) and Luke Adam (2010-11).

Besides the Sabres, the Amerks have been affiliated with the Montreal Canadiens, Toronto Maple Leafs, Boston Bruins, Vancouver Canucks and Florida Panthers.

Chadd Cassidy | Head Coach



Chadd Cassidy was named the 30th head coach in Rochester Americans history on July 12, 2013 after previously serving as interim head coach and assistant coach for the Amerks. After originally joining the Amerks as an assistant coach prior to the 2011-12 season, Cassidy was promoted to interim head coach on Feb. 20, 2013 when then head coach Ron Rolston moved up to the parent Buffalo Sabres.

Upon being named the interim head coach last season, Cassidy guided the Amerks to a record of 16-11-1-0 over the final 28 games of the regular season to earn a berth in the American Hockey League's Calder Cup Playoffs. Rochester finished the 2012-13 campaign with a 43-29-3-1 record (90 points), good for second place in the North Division and seventh in the Western Conference. The Amerks also finished the regular season ranked second in the AHL in penalty killing (87.0%) and fourth in power play efficiency (20.3%), making them the only team in the league to rank in the top four in both categories.

Cassidy first joined the Amerks when he was named as one of Rolston's assistants on Aug. 31, 2011. The 2011-12 season marked Cassidy's first in professional hockey after he spent the previous five seasons (2006-2011) working alongside Rolston in the same capacity with the U.S. National Under-18 Team.

In his first season in professional hockey, Cassidy helped guide the Amerks to a 36-26-10-4 record and a berth in the Calder Cup Playoffs. In addition to helping lead the Amerks to a second place finish in the North Division and a seventh seed in the Western Conference, Cassidy also played an integral role in the development of numerous young players. Eleven different Amerks were called up from Rochester to the Sabres over the course of the season, with those players combining for 65 points in a total of 157 NHL games for Buffalo.

Cassidy joined the Amerks organization following five seasons as an assistant coach at USA Hockey's National Team Development Program, culminating in a gold medal at the 2011 International Ice Hockey Federation (IIHF) Under-18 World Championships in Germany. During the 2010-11 season, he also led Team USA to titles in the 2011 Five Nations Tournament and in the 2010 Four Nations Cup. In addition, the U.S. National Under-18 Team posted a 12-9-1-2 (W-L-OTL-SOL) record in United States Hockey League play in 2010-11, helping the NTDP reach the USHL postseason for the first time.

During the 2009-10 campaign, Cassidy helped guide the U.S. National Under-17 Team to great international success. While serving as an assistant to Rolston, Cassidy helped lead Team USA to its first title at the 2010 World Under-17 Hockey Challenge since 2002. He also helped pilot the squad to a first-place finish at the 2009 Under-17 Four Nations Cup in Trnava, Slovakia. The U.S. National Under-17 Team finished with a 9-1-1-3 (W-OTW-OTL-L) record against international foes under Rolston and Cassidy's watch. In August, Cassidy served as an assistant coach for the U.S. Under-18 Select Team that finished second at the 2010 Memorial of Ivan Hlinka Tournament in Breclav, Czech Republic, and Piestany, Slovakia.

In 2008-09, Cassidy helped guide the U.S. Men's National Under-18 Team to its fourth gold medal at the 2009 IIHF Men's Under-18 World Championship in Fargo, N.D., and Moorhead, Minn. Additionally, he helped lead Team USA to a 15-1-0-1 (W-OTW-OTL-L) record against international opponents and a 13-13-1 record against college foes.

Cassidy also served as an assistant coach for the U.S. Men's National Under-18 Team that earned the silver medal at the 2007 IIHF World Men's Under-18 Championship in Tampere and Rauma, Finland.

Cassidy has been both an on-ice instructor and team coach at USA Hockey's New York district camps and select festivals. In December 2005, he joined Rolston's staff for the 2006 World Under-17 Hockey Challenge in Regina, Saskatchewan, where Team USA finished second in the 10-team event.

Prior to joining the NTDP, Cassidy served as the head coach for four seasons at the National Sports Academy in his hometown of Lake Placid, N.Y., where he posted a 124-71-15 record. His teams made the final of the Midwest Prep League playoffs every year in his tenure, and won the league championship in 2004.

Cassidy served as an assistant coach at State University of New York at Cortland from 1999-2001 and Potsdam State for the 2001-2002 season. A 1995 graduate of Cortland State, Cassidy earned his bachelor's degree in recreation and leisure studies while playing on the varsity hockey team.

Cassidy, and his wife, Tara, have two children, Sheldon and Ireland.

All-Time Head Coaching Record | Cassidy

Season	Team	GP	W	L	T	PTS	GF	GA	Finish
2012-13*	Rochester (AHL)	28	16	12	0	33	71	69	7th in Western Conference
**Midseason replacement*									
Totals:		**28**	**16**	**12**	**0**	**33**	**71**	**69**	

Chris Taylor | Assistant Coach



Chris Taylor was named as the assistant coach of the Rochester Americans on Feb. 25, 2013 after first joining the Amerks staff as development coach prior to the 2011-12 season. Prior to his coaching career, Taylor enjoyed a 19-year professional career as a player that saw him become one of the all-time Amerk greats to ever don the red, white and blue.

During the 2012-13 season, Taylor helped guide the Amerks to a record of 43-29-3-1 (90 points), good for second place in the North Division and seventh in the Western Conference, as well as a berth in the American Hockey League's Calder Cup Playoffs for the second consecutive year. Taylor also oversaw a power play unit that ranked fourth in the AHL at 20.3%.

In his first season as a member of the Amerks coaching staff in 2011-12, Taylor helped guide the team to a 36-26-10-4 record and a berth in the Calder Cup Playoffs. As development coach, Taylor was primarily responsible for working with the team's forwards. During the season, a total of 11 Amerks players (seven forwards) were called up to the Buffalo Sabres, including left wing Marcus Foligno, who worked extensively with Taylor during the season and was named the NHL Rookie of the Month for March after scoring 11 points in 11 games with the Sabres.

After spending parts of nine seasons with the Amerks between 1999 and 2011, Taylor finished his playing career ranked among the franchise's all-time leaders in assists (3rd, 339), games played (4th, 519), points (5th, 481) and goals (10th, 142). He also served as team captain during the 2004-05 and 2005-06 seasons and was an alternate captain during several other campaigns.

A member of the Amerks' 50th Anniversary Team, Taylor is also a three-time Amerks team MVP and scoring champion (2001-02, 2002-03, 2004-05) and is the only player in franchise history to achieve those two feats in the same season on three occasions. During his final season as a player in 2010-11, Taylor ranked second on the Amerks in scoring with 51 points (10+41) in 72 games. He also finished second on the team in scoring the previous year with 61 points (17+44) when he returned to Rochester following a three-year stint in Germany, where he played for Frankfurt and led the team in scoring all three seasons.

During the 2004-05 campaign, Taylor was the Amerks scoring leader with 79 points (21+58) and was honored with the AHL's Fred T. Hunt Award for sportsmanship, determination and dedication to the game of hockey. Taylor also shares the franchise record for most assists in a single game with six, set on October 21, 2005.

During his pro career, Taylor appeared in 149 NHL games with the New York Islanders, Boston Bruins and Sabres, recording 32 points (11+21) and 48 penalty minutes. Of those 149 games, 90 came in a Buffalo uniform. In 2003-04, he set NHL career-highs in games played (54), goals (6), assists (6) and points (12) while with the Sabres.

Prior to joining the Sabres/Amerks organization in 1999, Taylor won two Turner Cup Championships with Utah of the International Hockey League. The Stratford, Ontario, native was originally drafted by the Islanders in the second round (27th overall) of the 1990 NHL Entry Draft and finished his pro career with 1,297 games played at the NHL, AHL, IHL and European levels.

Taylor resides in Churchville with his wife, Lisa, and their two children, Samantha and Nicholas. He is the brother of former NHL player Tim Taylor, who won a Stanley Cup with the Tampa Bay Lightning in 2004.

John Wroblewski | Assistant Coach



John Wroblewski enters his first season as an assistant coach of the Rochester Americans in 2013-14 after being named to the position on August 7, 2013.

Wroblewski joins the Amerks after spending the last two seasons as head coach of the ECHL's Gwinnett Gladiators, where he compiled a record of 84-46-9-5 while leading the Gladiators to a pair of South Division titles and posting the highest points-percentage in the Eastern Conference during that span. In 2011-12, Wroblewski was a co-recipient of the John Brophy Award as the ECHL's Coach of the Year. Prior to joining the Gladiators, he spent the 2010-11 season as assistant coach with the Wheeling Nailers (ECHL), helping guide the team to the Eastern Conference Finals.

A native of Neenah, Wisconsin, Wroblewski began his coaching career with the USA Hockey Under 18 National Team Development Program (NTDP) from 2007 to 2010. In 2010, he helped the NTDP capture the gold medal in Minsk, Belarus at the IIHF U-18 World Championship.

As a player, Wroblewski spent four seasons with the Fresno Falcons of the ECHL, recording 125 points (65+60) in 273 career games. Prior to his professional career, he played four seasons with the University of Notre Dame (1999-2003), where he served as a team captain his senior year and was named MVP by his teammates in 2003. In four years at Notre Dame, Wroblewski recorded 64 points (29+35) in 144 career collegiate games. He was a finalist for college hockey's Humanitarian Award.



Final Statistics

> > > > Rochester Americans

2012-13 Final Statistics | Americans

No.	PLAYER	POS	GP	G	A	PTS	+/-	PIM	PP	PPA	SHG	SHA	GW	FG	IG	OT	UA	EN	SOG	SOA	SGW	SO%	SH	SH%
25	Mark Mancari	RW	76	22	39	61	-9	68	7	18	1	1	4	3	1	0	2	1	4	7	1	0.571	279	7.9
12	x Kevin Porter	C	48	15	29	44	8	38	3	8	1	1	2	2	5	0	0	0	0	1	0	0.000	83	18.1
26	* Johan Larsson (total)	C	69	16	25	41	-2	40	6	7	1	2	4	3	1	1	1	2	4	7	3	0.571	99	16.2
	HOU	C	62	15	22	37	0	38	6	6	1	1	4	3	1	1	1	2	2	4	1	0.500	89	16.9
	RCH	C	7	1	3	4	-2	2	0	1	0	1	0	0	0	0	0	0	2	3	2	0.667	10	10.0
72	Luke Adam	C	67	15	22	37	-10	57	6	9	0	0	1	3	1	0	0	0	0	1	0	0.000	141	10.6
7	Brayden McNabb	D	62	5	31	36	-1	50	4	13	0	3	1	2	0	0	0	0	0	2	0	0.000	111	4.5
3	x T.J. Brennan	D	36	14	21	35	-4	57	7	12	2	1	1	1	3	0	0	0	2	4	1	0.500	132	10.6
22	Phil Varone	C	62	11	24	35	-3	42	4	6	1	4	2	1	2	1	2	1	2	6	0	0.333	101	10.9
10	*x Brian Flynn	RW	45	16	16	32	-3	18	6	6	0	2	2	5	0	0	1	1	1	3	1	0.333	99	16.2
15	Evan Rankin	RW	48	14	17	31	-10	20	5	6	0	0	1	2	4	0	0	0	0	0	0	0.000	86	16.3
71	x Marcus Foligno	LW	33	10	17	27	7	38	3	6	0	0	3	0	0	1	0	0	2	4	0	0.500	77	13.0
74	Nick Tarnasky	LW	74	16	10	26	-21	138	5	1	0	0	2	4	1	0	1	0	0	1	0	0.000	114	14.0
4	Alex Biega	D	72	5	20	25	-4	59	0	0	1	0	1	0	0	0	0	0	3	4	3	0.750	101	5.0
32	Rick Schofield	C	58	7	16	23	1	12	0	0	0	1	3	3	0	0	0	0	1	3	0	0.333	89	7.9
19	x Cody Hodgson	C	19	5	14	19	-3	10	2	9	1	0	1	1	1	0	0	0	1	3	1	0.333	50	10.0
20	Nick Crawford	D	53	5	14	19	-1	18	4	5	1	1	1	0	1	0	0	1	0	1	0	0.000	64	7.8
29	Maxime Legault	RW	60	11	7	18	2	26	1	0	2	1	2	2	2	0	1	0	0	0	0	0.000	88	12.5
13	*x Mark Pysyk	D	57	4	14	18	8	20	0	8	0	0	0	1	0	0	0	0	0	0	0	0.000	67	6.0
28	* Zemgus Girgensons	LW	61	6	11	17	-7	28	1	2	1	0	0	2	0	0	0	0	0	0	0	0.000	91	6.6
11	Patrick Rissmiller (total)	LW	31	3	12	15	1	10	3	5	0	0	0	2	0	0	1	0	1	4	0	0.250	43	7.0
	WOR	LW	6	0	2	2	-2	2	0	0	0	0	0	0	0	0	0	0	0	1	0	0.000	7	0.0
	RCH	LW	25	3	10	13	3	8	3	5	0	0	0	2	0	0	1	0	1	3	0	0.333	36	8.3
92	* Kevin Sundher	C	38	4	9	13	-4	26	0	0	0	0	1	1	1	0	0	0	0	0	0	0.000	26	15.4
37	Matt Ellis	LW	32	7	5	12	6	6	2	1	1	0	1	2	2	0	0	1	0	0	0	0.000	75	9.3
8	Cody McCormick	C	25	6	5	11	-8	42	2	3	1	0	1	2	1	0	0	0	0	1	0	0.000	46	13.0
91	* Frederick Roy	LW	64	8	2	10	-3	62	0	0	0	0	0	3	0	0	0	1	0	0	0	0.000	56	14.3
55	x Adam Pardy	D	21	2	7	9	1	22	0	1	0	1	1	0	0	0	0	0	0	0	0	0.000	20	10.0
34	* Jerome Gauthier-Leduc	D	48	3	4	7	-9	8	0	1	0	0	1	0	1	0	0	0	0	0	0	0.000	50	6.0
24	Jonathan Parker	RW	28	3	2	5	1	11	0	0	0	0	0	0	0	0	0	0	0	3	0	0.000	21	14.3
2	x Joe Finley	D	36	1	4	5	3	81	0	0	0	0	0	1	0	0	0	0	0	0	0	0.000	24	4.2
14	Corey Tropp	RW	6	2	2	4	-1	7	0	0	0	0	0	1	0	0	0	0	1	1	0	1.000	10	20.0
47	Matt MacKenzie	D	30	0	4	4	-1	66	0	0	0	2	0	0	0	0	0	0	0	0	0	0.000	29	0.0
43	* Dan Catenacci	LW	2	1	2	3	3	0	0	0	0	0	1	0	0	0	0	0	0	0	0	0.000	6	16.7
17	* Colin Jacobs	C	11	1	2	3	0	0	0	0	0	0	0	0	0	0	0	0	3	4	1	0.750	9	11.1
44	Drew Schiestel	D	35	1	2	3	2	16	0	0	0	0	0	0	0	0	0	0	0	0	0	0.000	26	3.8
16	* Nick Bailen	D	9	0	3	3	-5	0	0	2	0	0	0	0	0	0	0	0	0	0	0	0.000	18	0.0
18	* Jason Beattie	D	1	0	1	1	2	5	0	0	0	0	0	0	0	0	0	0	0	0	0	0.000	2	0.0
49	* Connor Knapp	G	7	0	1	1	0	0	0	1	0	0	0	0	0	0	0	0	0	0	0	0.000	0	0.0
38	Michael Wilson (total)	D	10	0	1	1	1	10	0	0	0	0	0	0	0	0	0	0	0	0	0	0.000	10	0.0
	WOR	D	10	0	1	1	1	10	0	0	0	0	0	0	0	0	0	0	0	0	0	0.000	10	0.0
39	Matt Hackett (total)	G	46	0	1	1	0	10	0	0	0	1	0	0	0	0	0	0	0	0	0	0.000	0	0.0
	HOU	G	43	0	0	0	0	10	0	0	0	0	0	0	0	0	0	0	0	0	0	0.000	0	0.0
	RCH	G	3	0	1	1	0	0	0	0	0	1	0	0	0	0	0	0	0	0	0	0.000	0	0.0
16	x Hunter Bishop	LW	1	0	0	0	0	0	0	0	0	0	0	0	0	0	0	0	0	0	0	0.000	0	0.0
5	*x Corey Fienhage	D	3	0	0	0	0	0	0	0	0	0	0	0	0	0	0	0	0	0	0	0.000	1	0.0
83	Jacob Lagace	LW	4	0	0	0	-1	2	0	0	0	0	0	0	0	0	0	0	0	0	0	0.000	3	0.0
31	* Nathan Lieuwen	G	4	0	0	0	0	2	0	0	0	0	0	0	0	0	0	0	0	0	0	0.000	0	0.0
23	x Shawn Szydlowski	RW	7	0	0	0	-3	4	0	0	0	0	0	0	0	0	0	0	0	1	0	0.000	5	0.0
33	David Leggio	G	64	0	0	0	0	8	0	0	0	0	0	0	0	0	0	0	0	0	0	0.000	0	0.0
	BENCH		76	10				16															10	
	TOTALS		76	234	391	615	-66	1093	65	124	13	20	33	44	26	2	8	6	23	56	10	0.411	2256	0.100

2012-13 Final Statistics | Americans

No.	GOALIE	GP	MINS	W	L	SOL	SO	EN	GA	GAA	SOGP	SOW	SOL	SOGA	SOA	SO%	SA	SVS	SV%
33	David Leggio	64	3799:30	38	24	1	4	8	162	2.56	10	9	1	11	54	0.796	2119	1957	0.924
39	Matt Hackett (total)	46	2758:54	22	20	3	0	9	119	2.59	9	6	3	12	41	0.707	1332	1213	0.911
	HOU	43	2574:02	19	20	3	0	9	114	2.66	8	5	3	12	38	0.684	1222	1108	0.907
	RCH	3	184:52	3	0	0	0	0	5	1.62	1	1	0	0	3	1.000	110	105	0.955
31	* Nathan Lieuwen	4	204:02	1	2	0	1	0	9	2.65	0	0	0	0	0	0.000	111	102	0.919
49	* Connor Knapp	7	413:25	1	6	0	0	1	23	3.34	0	0	0	0	0	0.000	214	191	0.893
	Empty Net		**30:35**						**9**								**9**		
	TOTALS	**76**	**4632:24**	**43**	**32**	**1**	**5**	**9**	**208**	**2.69**	**11**	**10**	**1**	**11**	**57**	**0.807**	**2563**	**2355**	**0.919**

*x - inactive, * - rookie*



Amerks Single-Season Team Records

MOST POINTS:	2004-05 (51-19-4-6)	112
MOST WINS:	1998-99	52
MOST LOSSES:	2007-08	52
MOST TIES (no overtime):	1969-70	16
MOST TIES:	1993-94, 2001-02	15
MOST HOME POINTS:	1987-88 (30-6-4)	64
MOST HOME WINS:	1987-88	30
MOST HOME LOSSES:	2010-11	22
MOST HOME TIES:	1969-70, 2002-03	9
MOST ROAD POINTS:	1998-99 (25-10-4-1)	55
MOST ROAD WINS:	1998-99	25
MOST ROAD LOSSES:	1962-63	30
MOST ROAD TIES:	2001-02	9
FEWEST POINTS:	1969-70 (18-38-16)	52
FEWEST WINS:	1969-70	18
FEWEST LOSSES:	1964-65, 1965-66, 1973-74	21
FEWEST TIES (no overtime):	1967-68	9
FEWEST TIES:	1963-64, 1983-84	2
FEWEST HOME POINTS:	2010-11 (14-22-4)	34
FEWEST HOME WINS:	1969-70, 2010-11 (14-22-4)	14
FEWEST HOME LOSSES:	1965-66	4
FEWEST HOME TIES:	1959-60, 1964-65	0
FEWEST ROAD POINTS:	1962-63 (4-30-2)	10
FEWEST ROAD WINS:	1962-63, 1969-70	4
FEWEST ROAD LOSSES:	1998-99	11
FEWEST ROAD TIES:	1956-57, 1963-64, 1983-84	1*
MOST SHOOTOUT WINS:	2012-13	10
MOST SHOOTOUT LOSSES:	2008-09	8
FEWEST SHOOTOUT LOSSES:	2009-10, 2012-13	1
MOST SCORING POINTS:	1982-83	1,043
MOST GOALS SCORED:	1982-83	389
MOST ASSISTS:	1982-83	654
MOST POWER-PLAY GOALS:	1992-93	109
MOST SHORTHANDED GOALS:	1982-83, 1988-89, 1989-90	19
MOST HOME GOALS:	1982-83	220
FEWEST GOALS SCORED:	2008-09	184
MOST PENALTY MINUTES:	1995-96	2,588
FEWEST PENALTY MINUTES:	1966-67	693

Amerks Single-Season Team Records

MOST GOALS SCORED AGAINST:	1978-79	349
FEWEST GOALS SCORED AGAINST:	1998-99	176*
FEWEST ROAD GOALS AGAINST:	1998-99	86*
MOST FORTY GOAL SCORERS:	1974-75, 1982-83, 1989-90	3
MOST THIRTY GOAL SCORERS:	1964-65, 1981-82, 1982-83	5
MOST TWENTY GOAL SCORERS:	1973-74, 1977-78, 1982-83	8
MOST SHUTOUTS:	2004-05 (Ryan Miller - 8, Tom Askey - 1)	9
LONGEST WINNING STREAK:	Oct. 11-Nov. 2, 1984 April 14-May 19, 1996 Oct. 12-Nov. 10, 2009	11
LONGEST HOME WIN STREAK:	December 17, 2004-March 4, 2005	17
LONGEST UNBEATEN STREAK:	1965-66 (13-0-1) Oct. 24-Dec. 4, 1965 1999-2000 (12-0-2) Feb. 6-Mar. 10, 2000	14
LONGEST LOSING STREAK:	Feb. 6-Feb. 21, 1981 Oct. 2-Oct. 29, 1988 Dec. 1-Dec. 26, 2007	10
LONGEST WINLESS STREAK:	Mar. 20-Apr. 5, 1970 (0-10-4)	14

**AHL Record*

Amerks Single-Season Team Records

MOST GOALS:	vs. Cleveland Nov. 24, 1966	14
MOST GOALS ON ROAD:	vs. Springfield April 1, 1972 vs. Fredericton Nov. 24, 1981 vs. Maine Dec. 29, 1982	10
MOST ASSISTS:	vs. St. Catharines April 7, 1985	25
MOST POINTS:	vs. St. Catharines April 7, 1985	38
MOST TOTAL GOALS:	Rochester 14 - Cleveland 6 Nov. 24, 1966	20



Americans Team Records

Team Game Records

GREATEST WINNING MARGIN:

Rochester 13 - New Haven 1 Jan. 17, 1975	12

GREATEST LOSING MARGIN:

Rochester 3 - Providence 15 Feb. 13, 1972	12
Rochester 1 - Nova Scotia 13 Feb. 15, 1980	
Rochester 0 – Baltimore 12 Nov. 23, 1984	

SCORELESS TIES:

vs. Buffalo, Nov. 7, 1964
vs. Pittsburgh, Mar. 31, 1967
vs. Baltimore, Feb. 26, 1971
vs. Richmond, Feb. 11, 1972
vs. Virginia, Jan. 27, 1974
at Halifax, Nov. 20, 1991
vs. Adirondack, Nov. 10, 1997

Season Team Records

GREATEST WINNING MARGIN:

Rochester 13 - New Haven 1 Jan. 17, 1975	12

GREATEST LOSING MARGIN:

Rochester 3 - Providence 15 Feb. 13, 1972	12
Rochester 1 - Nova Scotia 13 Feb. 15, 1980	
Rochester 0 – Baltimore 12 Nov. 23, 1984	

SCORELESS TIES:

vs. Buffalo, Nov. 7, 1964
vs. Pittsburgh, Mar. 31, 1967
vs. Baltimore, Feb. 26, 1971
vs. Richmond, Feb. 11, 1972
vs. Virginia, Jan. 27, 1974
at Halifax, Nov. 20, 1991
vs. Adirondack, Nov. 10, 1997

Single-Season Individual Records

MOST GOALS:		
Paul Gardner	61	(1985-86)
MOST ASSISTS:		
Geordie Robertson	73	(1982-83)
MOST POINTS:		
Geordie Robertson	119	(1982-83)
MOST PENALTY MINUTES:		
Rob Ray	446	(1988-89)

Single-Season Individual Records

MOST GOALS BY CENTER:		
Paul Gardner	61	(1985-86)
MOST ASSISTS BY CENTER:		
Geordie Robertson	73	(1982-83)
MOST POINTS BY CENTER:		
Geordie Robertson	119	(1982-83)
MOST GOALS BY RIGHT WING:		
Jody Gage	60	(1987-88)
MOST ASSISTS BY RIGHT WING:		
Ed Litzenberger	61	(1964-65)
MOST POINTS BY RIGHT WING:		
Jody Gage	104	(1987-88)
MOST GOALS BY LEFT WING:		
Murray Kuntz	51	(1973-74)
MOST ASSISTS BY LEFT WING:		
Stan Smrke	59	(1964-65)
MOST POINTS BY LEFT WING:		
Dick Gamble	98	(1965-66)
Mike Donnelly	98	(1989-90)
MOST GOALS BY DEFENSEMAN:		
Rick Pagnutti	18	(1972-73)
MOST ASSISTS BY DEFENSEMAN:		
Bob Hess	58	(1980-81)
MOST POINTS BY DEFENSEMAN:		
Bob Hess	75	(1980-81)
MOST GOALS BY GOALTENDER:		
Darcy Wakaluk	1	(1987-88)*
Robb Stauber	1	(1995-96)
MOST ASSISTS BY GOALTENDER:		
Darcy Wakaluk	7	(1989-90)*
David Littman	7	(1990-91)
MOST POINTS BY GOALTENDER:		
Darcy Wakaluk	7	(1989-90)*
David Littman	7	(1990-91)
MOST PIMs BY CENTER:		
Brad Rubachuk	246	(1993-94)
MOST PIMs BY RIGHT WING:		
Kevin Kerr	352	(1987-88)
MOST PIMs BY LEFT WING:		
Rob Ray	446	(1988-89)
MOST PIMs BY DEFENSEMAN:		
Jim Hofford	322	(1987-88)
MOST PIMs BY GOALTENDER:		
Jim Pettie	55	(1976-77)
MOST GOALS BY A ROOKIE:		
Thomas Vanek	42	(2004-05)
Donald Audette	42	(1989-90)
MOST ASSISTS BY A ROOKIE:		
Todd Simon	66	(1992-93)
MOST POINTS BY A ROOKIE:		
Peter Ciavaglia	98	(1991-92)
MOST PIMs BY A ROOKIE:		
Rob Ray	446	(1988-89)



Single-Season Individual Records

MOST POWER-PLAY GOALS:

Thomas Vanek	25	(2004-05)
Paul Gardner	25	(1985-86)

MOST SHORT-HANDED GOALS:

Gary McAdam	11	(1982-83)*

MOST GAME-WINNING GOALS:

Dean Sylvester	10	(1998-99)

MOST UNASSISTED GOALS:

Paul O'Neil	9	(1975-76)

LONGEST POINT STREAK:

Peter Ciavaglia (22+26=48)	25 games	(1992-93)

HIGHEST SHOOTING PERCENTAGE:

Dane Jackson	27.0	(1995-96)*

**AHL Record*

Single-Season Goaltender Records

MOST GAMES PLAYED BY A GOALTENDER:

Gerry Cheevers	72	(1964-65)

MOST MINUTES PLAYED BY A GOALTENDER:

Gerry Cheevers	4,359	(1964-65)

MOST WINS BY A GOALTENDER:

Gerry Cheevers	48	(1964-65)*

MOST TIES:

Mika Noronen	12	(2001-02)

MOST LOSSES:

Ed Walsh	27	(1979-80)
Jacques Cloutier	27	(1980-81)

MOST TIES/SHOOTOUT LOSSES:

Vince Tremblay	8	(1984-85)

MOST SHUTOUTS BY A GOALTENDER:

Ryan Miller	8	(2004-05)
Bob Perreault	6	(1967-68)
Martin Biron	6	(1998-99)
Mika Noronen	6	(1999-00)

LOWEST GOALS-AGAINST AVERAGE:

Martin Biron	2.07	(1998-99)

HIGHEST SAVE PERCENTAGE:

Martin Biron	.930	(1998-99)#

**AHL Record*

#Tied for AHL Record



2013-14 Regular Season Schedule

October 2013

Day	Date	Time	Opponent
Fri	10/4/13	7:05 PM	Grand Rapids
Fri	10/11/13	7:05 PM	Utica
Sat	10/12/13	7:00 PM	@ Syracuse
Fri	10/18/13	7:05 PM	Toronto
Sat	10/19/13	7:05 PM	Utica
Fri	10/25/13	7:30 PM	@ Hamilton
Sat	10/26/13	5:00 PM	@ Toronto

November 2013

Day	Date	Time	Opponent
Fri	11/1/13	7:00 PM	@ Syracuse
Wed	11/6/13	7:05 PM	Hamilton
Fri	11/8/13	7:05 PM	Binghamton
Sat	11/9/13	7:05 PM	@ Binghamton
Mon	11/11/13	3:05 PM	Lake Erie
Wed	11/13/13	10:00 AM	@ Hamilton
Fri	11/15/13	7:00 PM	@ Utica
Sat	11/16/13	7:05 PM	@ Binghamton
Wed	11/20/13	7:05 PM	W-B/Scranton
Fri	11/22/13	7:05 PM	Utica
Sat	11/23/13	7:00 PM	@ Utica
Wed	11/27/13	7:05 PM	Hamilton
Fri	11/29/13	7:05 PM	Lake Erie
Sat	11/30/13	3:00 PM	@ Toronto

December 2013

Day	Date	Time	Opponent
Wed	12/4/13	7:05 PM	Utica
Fri	12/6/13	7:00 PM	@ Grand Rapids
Sat	12/7/13	8:00 PM	@ Grand Rapids
Wed	12/11/13	7:05 PM	Lake Erie
Fri	12/13/13	7:05 PM	Lake Erie*
Sat	12/14/13	7:00 PM	@ Syracuse
Wed	12/18/13	7:05 PM	Toronto
Fri	12/20/13	7:05 PM	Lake Erie
Sat	12/21/13	7:00 PM	@ Lake Erie

January 2014

Day	Date	Time	Opponent
Fri	1/3/14	7:00 PM	@ Utica
Sat	1/4/14	7:00 PM	@ Hershey
Wed	1/8/14	7:05 PM	Binghamton
Fri	1/10/14	7:05 PM	Hamilton
Sat	1/11/14	7:00 PM	@ Hamilton
Wed	1/15/14	8:30 PM	@ Texas
Fri	1/17/14	8:00 PM	@ Oklahoma City
Sat	1/18/14	8:00 PM	@ San Antonio

January 2014

Day	Date	Time	Opponent
Thu	1/23/14	7:00 PM	@ Lake Erie
Sat	1/25/14	7:05 PM	@ Binghamton
Wed	1/29/14	7:05 PM	Chicago
Fri	1/31/14	7:05 PM	Rockford

February 2014

Day	Date	Time	Opponent
Sat	2/1/14	7:05 PM	@ W-B/Scranton
Wed	2/5/14	7:05 PM	Syracuse
Fri	2/7/14	7:05 PM	Hershey
Sat	2/8/14	7:05 PM	Grand Rapids**
Fri	2/14/14	7:05 PM	Utica
Sat	2/15/14	7:00 PM	@ Utica
Sun	2/16/14	3:05 PM	Texas
Wed	2/19/14	7:05 PM	Iowa
Fri	2/21/14	7:05 PM	San Antonio
Sat	2/22/14	7:05 PM	Hamilton
Thu	2/27/14	8:05 PM	@ Iowa
Fri	2/28/14	8:30 PM	@ Chicago

March 2014

Day	Date	Time	Opponent
Sun	3/2/14	4:00 PM	@ Milwaukee
Tue	3/4/14	8:00 PM	@ Rockford
Fri	3/7/14	7:05 PM	Syracuse
Sat	3/8/14	7:00 PM	@ Syracuse
Sun	3/9/14	5:05 PM	Oklahoma City
Wed	3/12/14	7:05 PM	Binghamton
Fri	3/14/14	7:05 PM	Toronto
Sat	3/15/14	7:05 PM	@ Binghamton
Fri	3/21/14	7:30 PM	@ Lake Erie
Sun	3/23/14	3:00 PM	@ Lake Erie
Tue	3/25/14	11:00 AM	@ Toronto
Wed	3/26/14	7:05 PM	Milwaukee
Fri	3/28/14	7:05 PM	Toronto

March 2014

Day	Date	Time	Opponent
Wed	4/2/14	7:05 PM	Syracuse
Fri	4/4/14	7:05 PM	Binghamton
Sat	4/5/14	3:00 PM	@ Toronto
Fri	4/11/14	7:05 PM	Toronto
Sat	4/12/14	7:00 PM	@ Hamilton
Sun	4/13/14	5:00 PM	@ Lake Erie
Wed	4/16/14	7:00 PM	@ Utica
Fri	4/18/14	7:05 PM	Syracuse
Sat	4/19/14	3:00 PM	@ Toronto

**Frontier Field in Rochester, NY*
***First Niagara Center in Buffalo, NY*



2013-14 Buffalo Sabres

MISCELLANEOUS

BUFFALO SABRES

In 2013-14, all Buffalo Sabres regular season games will be both televised and simulcast on WGR Sports Radio 550 AM. All of the team's televised regular-season games will be broadcast in high definition.

Television

The Sabres and MSG Networks continue a multiyear partnership to telecast Sabres games, in which MSG will own the exclusive local rights to telecast the team's games. MSG Networks, an industry leader in production and technology, is the nation's longest-running regional sports network. The first regional sports network to produce games in HDTV and winner of 95 New York Emmy Awards, MSG Networks is part of Madison Square Garden L.P. In addition to being home of the Sabres, MSG Network's award-winning programming line-up also boasts the New York Knicks, New York Rangers, New York Islanders, New Jersey Devils, New York Liberty and over 400 live college football and basketball games.

In 2013-14, all Sabres telecasts –including games in New York/New Jersey – will be produced and broadcast by the team's in-house broadcasting teams and will feature the Sabres broadcasters and analysts exclusively.

Calling the action on MSG telecasts and on WGR 550 AM will be Foster Hewitt Award winner and Sabres Hall-of-Famer Rick Jeanneret, who embarks on his 42nd year behind the microphone. Rob Ray, a nine-year veteran of Sabres broadcasts, will begin his first season as the full-time color analyst. After joining the broadcast team in 2003-04, Ray has served as a second color analyst and the "between-the-glass" reporter for the past eight seasons. In his role as color analyst, Ray will remain on the ice-level to provide a close-up perspective of the game's action.

Joining the broadcast team in 2013-14 is veteran broadcaster Dan Dunleavy. Dunleavy, who comes to the Sabres from the Toronto Maple Leafs' broadcasting team, will begin his substitute play-by-play duties this season, filling in for games that Jeanneret takes off. In addition to his play-by-play duties, Dunleavy will serve as on-air talent for Sabres pre- and post-game broadcasts and will have a substantial presence on Sabres.com.

Brian Duff, who joined the Sabres broadcast team in 2011-12, has also signed a new deal with the team to serve as the full-time in-game host for all Sabres broadcasts on MSG. In that role, Duff will host the Tops Game Night pregame show before all games, the Lexus Post Game Report and the intermission reports between periods.
Veteran broadcasters Mike Robitaille and Danny Gare will be mainstays across all Sabres platforms in 2013-14, providing in-depth analysis before, during and after games.

Buffalo Sabres hockey on MSG is produced by Joe Pinter and directed by Matt Gould.

Rick Jeanneret | Play-by-Play Announcer



Currently the longest-tenured broadcaster in hockey, Rick Jeanneret will begin his 42nd year behind the microphone calling the action for Buffalo Sabres games. Jeanneret is the 2012 recipient of the Foster Hewitt Memorial Award, the most prestigious award given to hockey broadcasters, and was formally recognized by the Hockey Hall of Fame in November 2012. He was inducted into the Sabres Hall of Fame in 2011 and was inducted into the Greater Buffalo Sports Hall of Fame in fall 2012.

With his vast knowledge of the game and his unwavering enthusiasm for hockey, Jeanneret's distinct voice has been synonymous with the Buffalo Sabres for four decades. He began his prolific career with the Sabres in the 1971-72 season as the club's radio play-by-play announcer and served primarily in that role until 1995, when he would also begin calling the action for the team's televised games. His memorable calls and player nicknames have become forever linked with Sabres history for generations of fans.
Jeanneret's career officially began in 1963, when the St. Catharines, Ont. native filled in for the regular announcer at a Niagara Falls Flyers (Junior A) game. He went on to become the color analyst for one season before moving to the play-by-play position in 1965.
A native of St. Catharines, Ont., Jeanneret currently resides in Niagara Falls, Ontario, with his wife, Sandra. Rick has two sons, Mark and Chris.

Rob Ray | Color Analyst



Rob Ray, who begins his ninth season on Buffalo Sabres broadcasts, will be entering his second season as the full-time color analyst for all Sabres games this season. After joining the broadcast team in 2003-04, Ray has served as a second color analyst and the "between-the-glass" reporter for the past eight seasons. In his role as color analyst, Ray will remain on the ice-level to provide a close-up perspective of the game's action.

Beyond Sabres broadcasts, Ray hosts The Enforcers, a weekly sports talk show on Time Warner Cable SportsNet, alongside other former players from the Sabres and the Buffalo Bills.

Ray's hockey expertise stems from his 16-year NHL career as a right wing, 14 seasons of which were spent with the Sabres. Known for his toughness on the ice, Ray ranks sixth in NHL history for career penalty minutes (3,207) and holds the Sabres' team record in the same category with 3,189 PIM. Ray played in 900 total NHL games during his career and his 889 games with the Sabres, the fourth-most in franchise history.

Despite being one of the game's toughest enforcers, Ray was also awarded the NHL's King Clancy Memorial Award in 1999 for his leadership and humanitarianism. He remains as one of the Sabres' most active alumni, currently serving as president of the Sabres Alumni Association. Ray and his wife, Julianne, live in Grand Island, N.Y. with their son, Rob Jr., and their daughter, Jordan.

Brian Duff | In-Game Host



A 22-year broadcasting veteran, Brian Duff begins his second full season as the in-game host for all Buffalo Sabres broadcasts. He joined the broadcast team in 2011-12 on a part-time basis in the same role for many of the team's road games.

Duff comes to the Sabres after spending five seasons with the NHL Network, most recently as host of NHL on the Fly and NHL Tonight.

Prior to joining NHL Network, Duff spent six years as the pre and post-game host for Toronto Maple Leafs hockey on Leafs TV. His extensive hockey broadcasting career also includes stints as the radio host for pre and post-game coverage of the Ottawa Senators and Edmonton Oilers and radio game analyst for the Senators and the WHL's Medicine Hat Tigers.

In addition, Duff has provided play-by-play for the National Lacrosse League on Versus and TSN, including the 2010 and 2011 championship games. He worked at The Score as an anchor and reporter and provided play-by-play for Ottawa Rebel lacrosse and the Mann Cup. Duff has also freelanced for multiple media outlets including ESPN and the Associated Press.

Duff, who grew up in Whitby, Ont., holds a Broadcasting Diploma from Mount Royal College in Calgary and currently resides in Hamburg, N.Y. with his wife, Leilon, and their children, Isabelle and Rhiannon.

Dan Dunleavy | Play-by-Play/Reporter



Prior to joining the Sabres broadcast team in 2013, Dunleavy spent 19 years at Sportsnet Radio and The Fan 590 Toronto. In addition to filling in as a play-by-play voice for the Sabres in the 2010-11 season, Dunleavy's experience includes nine years of play-by-play of the IIHF World Junior Hockey Championship, the 2008 IIHF World Hockey Championship in Halifax and Quebec City, the 2010 Vancouver Olympics Men's and Women's Hockey, the OHL's Mississauga Majors, and Canadian Hockey League and American Hockey League games on Rogers Sportsnet. The Toronto native has also called soccer and lacrosse games, serving as the play-by-play voice for the National Lacrosse League's Toronto Rock on The Fan 590 and is the radio and television play-by-play voice for Toronto FC on Sportsnet TV/Radio and TSN 1050 Radio.

Radio Broadcast



Sabres coverage on the radio can be found exclusively on WGR 550 AM, the team's radio partner for more than 25 years. Gameday broadcasts will include the game action from Jeanneret and Ray, along with a post-game show hosted by Brian Koziol featuring a complete game recap, player interviews and scores from around the league. Paul Hamilton, who returns as the station's Sabres beat reporter, will provide live updates from Sabres games and practices all season long.

New this season is *Sabres Hockey Hotline*, the team's flagship radio program. The show will be broadcast live from 10 a.m. to 12 p.m. Monday through Friday year-round from the Sabres Store at First Niagara Center. The program will be an additional outlet for Sabres fans to hear exclusive interviews, analysis, team updates, as well as game and practice recaps.

Serving as host of *Sabres Hockey Hotline* is Kevin Sylvester, an eight-year veteran of Sabres broadcasting. Sylvester, who joined the broadcast team in the 2005-06 season, will transition the bulk of his broadcasting duties to the radio program and will serve as the show's host and executive producer.



Media Information

Requests for information should be directed to the Sabres' Public Relations Department, Buffalo Sabres, First Niagara Center, One Seymour H. Knox, III Plaza, Buffalo, NY 14203. The main office phone number is (716) 855-4100.

Buffalo Sabres PR Staff

Michael Gilbert
VP of Public & Community Relations
michael.gilbert@sabres.com
Office: 716.855.4526

Chris Bandura
Director of Media Relations
chris.bandura@sabres.com
Office:716.855.4515
Cell: 716.983.6735

Ian Ott
Public Relations Assistant
ian.ott@sabres.com
Office: 716.855.4484
Cell: 716.479.5481

Marc Heintzman
Public Relations Assistant
marc.heintzman@sabres.com
Office:716.855.4562
Cell: 716.912.2248

Media Website: **www.sabres.com/media**

Credentials

Season credentials are available only to those media members who cover the team on a regular basis. Those who need media credentials for an individual game should contact Marc Heintzman via email (Marc.Heintzman@sabres.com) or phone (716-855-4562) by 5 p.m. the day before a game, and by 5 p.m. on Friday before a Sunday game. All requests for individual game seating should be submitted by the publication editor using a professional email account. Furthermore, freelance photographers will be admitted on an assignment-only basis, which must come from the photo editor. Press box seats are filled on a space-available basis.

**Press credentials can be picked up on the day of a game at the arena's security office until 4:30 p.m. From 4:30 p.m. onward, the passes will be at the media entrance described above (please note that pick up times will be adjusted for afternoon games).*

Credentials should be displayed at all times for admission to the press box, press lounge/work room and dressing room areas.* ***YOUR COOPERATION IS APPRECIATED IN MAINTAINING A WORKING ATMOSPHERE IN THE LOCKER ROOM(S). ABSOLUTELY NO AUTOGRAPH REQUESTS OR UNAUTHORIZED PHOTOGRAPHY WILL BE ALLOWED. VIOLATORS WILL BE ASKED TO LEAVE.*

**All requests for pre-game live shots should be coordinated through Chrisanne Bellas at (716) 855-4476 to ensure location and transmission.*

Game Day Procedure

Entering First Niagara Center
Credentialed media can enter the arena through the security entrance, located at the plaza area on the east (Illinois Street) side of the building, aligned with the middle of the parking ramp. Credentials can be picked up at the credential table (located past security) two and a half hours before games or at security before the morning skate.

Directions to Press Box
All media should use the freight elevator, located beyond the credential table, when moving between the Event Level (ground floor, "ER") and the Press Level ("P"). Seating charts are posted throughout the press box to assist in finding designated seating areas.

Internet Access
Wireless internet access is available for all visiting media. To access the "Sabres Wi-Fi" network, please use the username and password provided at the bottom of your credential or on your press box seating card.

Media Dining
The media dining room is located directly across from the credential table on the Event Level. The cost of game day meals is $10. Snacks and beverages will also be provided in the press box. The dining room opens two hours before the start of the game.

Post-Game Interviews
Player availability will begin no later than 10 minutes after the conclusion of each game, in the Sabres locker room. Head Coach Ron Rolston will be available in the press conference room (on the left just before entering the locker room hallway) following player interviews.

Media Work Areas
The media is welcome to work after the game in the press conference room, the media dining room or in the press box. Final stats will be available in the media dining room and the press box. Please note that the media dining room is not available as a work space on the morning of a game day.

**Please note that smoking is prohibited not only in both the press lounge/work room and the press box, but also in the whole arena (under NY State law).*

**There are electrical outlets and phone jacks at all seats in the press box, but phone lines are not active unless arrangements are made by calling Mike Queeno at (716)855-4485. Please keep in mind that there is a small number of pool phones in the press box for use by visiting media.*

Practice Sessions/Gameday Skates
Practice sessions and morning skates on game days are open to the media. Head coach Ron Rolston and Sabres players are available to the media following the sessions. Media attending these practices should contact Chris Bandura to verify times and specific player interview needs. Practices that cannot be held at First Niagara Center will take place at the Northtown Center at Amherst.



Media Information

Directions

First Niagara Center is on Buffalo's waterfront at the end of Washington Street and is bordered by Main and Illinois Streets and South Park Avenue. There are several parking lots in that area. For directions see below or, for more detailed information, contact the Sabres at (716) 855-4100.

From N.Y. State Thruway (90): Take Interstate 90 to downtown Buffalo to 190 North (exit 53).
Recommended: Take exit 5 (Hamburg Street), turning right onto Hamburg Street. Turn right onto Perry Street (first light) or South Park Avenue (second light). First Niagara Center is two blocks ahead with parking past Michigan Avenue.

Alternate: From 190 South, take exit 5 (Louisiana Street). Stay to the right on exit ramp and exit onto Louisiana Street. Make a left onto Louisiana Street and take it to the first light. Turn right onto Perry Street. First Niagara Center is ahead with parking available on either side of Perry Street.

From Canada and North: Take the 190 South heading toward downtown Buffalo. Exit at Niagara Street and head toward downtown. Turn right on South Elmwood Avenue (before City Hall) and continue until you cross Church Street, at that point Elmwood becomes Lower Terrace (Adam's Mark Hotel on your right). Travel on Lower Terrace and turn right on Washington. First Niagara Center is at the end of Washington.

Directions to the Northtown Center at Amherst

Coming from Buffalo Niagara International Airport:
Exit the airport and follow signs to the Kensington Expressway (33 West). Take 90 East to 290 West. Exit 290 at Millersport North (Exit 5B). Take Maple Road ramp; turn right onto Maple Road. Turn left at Amherst Manor Drive.

1615 Amherst Manor Drive, Williamsville, NY 14221
Phone: (716)631-7555

Taxi Companies

Airport 716.633.8294	**Downtown** 716.852.2428	**Liberty** 716.877.7111
City Service 716.852.4000	**Kenmore** 716.876.3030	**South Buffalo** 716.822.6300

Buffalo Hotels *(716 area code)*

Adam's Mark Buffalo 845-5100	**Holiday Inn Downtown** 886-2121
Buffalo/Niag. Marriott 689-6900	**Hyatt Regency Buffalo** 856-1234
Comfort Suites 633-6000	**Mansion on Delaware** 886-3300
Embassy Suites 842-1000	**Radisson Downtown** 854-5500
Hampton Inn 894-8000	**Sheraton Inn Airport** 681-2400

First Niagara Center

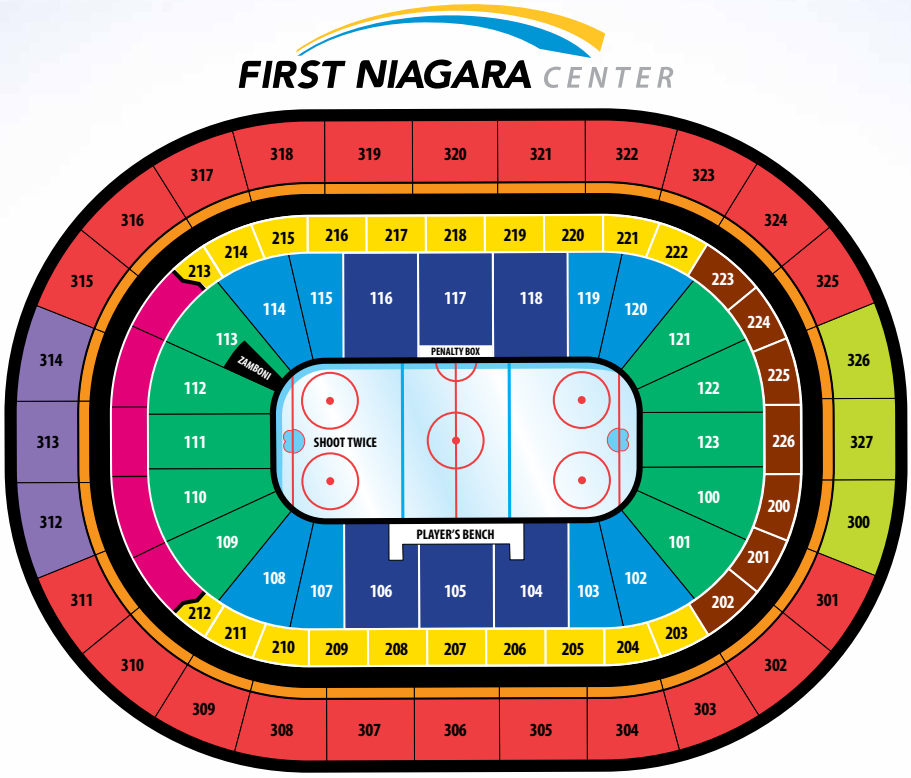

Seating	Mini-Pk	Window	Mini-Pk	Window	Mini-Pk	Window	Mini-Pk	Window	Mini-Pk	Window
200 Club	$216	$240	$167	$185	$132	$146	$115	$127	$105	$118
200 Ends	$216	$240	$167	$185	$132	$146	$115	$127	$105	$118
100 Pref Rink	na	$240	na	$185	na	$146	na	$127	na	$118
100 II Rink	na	$240	na	$185	na	$146	na	$127	na	$118
100 III Rink	na	$240	na	$185	na	$146	na	$127	na	$118
100 Preferred	$198	$220	$153	$170	$128	$142	$84	$93	$79	$85
100 Level II	$172	$191	$132	$147	$97	$108	$68	$75	$63	$69
100 Level III	na	$160	na	$124	na	$87	na	$60	na	$54
100 Level IV	na	$141	na	$109	na	$66	na	$46	na	$44
300 Level I	$107	$119	$85	$94	$77	$85	$56	$62	$51	$55
300 Level II	$91	$101	$70	$78	$60	$66	$42	$46	$39	$41
300 Level III	na	$80	na	$64	na	$53	na	$39	na	$31
300 Level IV	na	$80	na	$64	na	$53	na	$39	na	$31

The Sabres will once again feature variable ticket pricing for tickets to all home games. The five pricing levels include Platinum, Gold, Silver, Bronze, and Value. The classifications are determined by the opponent, time of the year, day of the week, rivalries, and games against all-star players. This season there is one (1) Platinum game, eight (8) Gold games, thirteen (13) Silver games, eleven (11) Bronze games, and eight (8) Value games.

Sabres Tickets are available in person at the First Niagara Center Box Office.
Tickets may be purchased online at **www.sabres.com** or **www.tickets.com**.
To charge tickets by phone, call **1.888.223.6000**.



2013-14 Regular Season Schedule

october

SUN	MON	TUE	WED	THU	FRI	SAT
		1	2 @DET 8:00	3	4 OTT 7:00	5 @PIT 7:00
6	7	8 TBL 7:30	9	10 CBJ 7:00	11	12 @CHI 8:00
13	14 MIN 7:30	15 @NYI 7:00	16	17 VAN 7:00	18	19 COL 7:00
20	21	22	23 BOS 8:00	24	25 @FLA 7:30	26 @TBL 7:00
27	28 DAL 7:00	29	30	31 @NYR 7:00		

november

SUN	MON	TUE	WED	THU	FRI	SAT
					1	2 ANA 7:00
3	4	5 @SJS 10:30	6	7 @LAK 10:30	8 @ANA 10:00	9
10	11	12 LAK 7:00	13	14	15 TOR 7:00	16 @TOR 7:00
17	18	19 STL 7:00	20	21 @PHI 7:00	22	23
24 DET 5:00	25	26	27 MTL 7:00	28	29 TOR 7:30	30 @NJD 7:00

december

SUN	MON	TUE	WED	THU	FRI	SAT
1	2	3	4	5 NYR 7:00	6	7 @MTL 7:00
8	9	10 OTT 7:00	11	12 @OTT 7:30	13	14 CGY 2:00
15	16	17 WPG 7:00	18	19 BOS 7:00	20	21 @BOS 7:00
22	23 PHX 7:00	24	25	26	27 @TOR 7:30	28
29 WSH 5:00	30	31 @WPG 7:00				

january

SUN	MON	TUE	WED	THU	FRI	SAT
			1	2 @MIN 8:00	3	4 NJD 7:00
5	6	7 CAR 7:00	8	9 FLA 7:00	10	11
12 @WSH 3:00	13	14 PHI 7:30	15 @TOR 7:30	16	17	18 CBJ 7:00
19	20	21 FLA 7:00	22	23 CAR 7:00	24	25 @CBJ 7:00
26	27 @PIT 7:30	28 WSH 7:30	29	30 @PHX 9:00	31	

february

SUN	MON	TUE	WED	THU	FRI	SAT
						1 @COL 3:00
2	3 EDM 7:00	4	5 PIT 7:30	6 @OTT 7:30	7	8
9	10	11	12	13	14	15
16	17	18	19	20	21	22
23	24	25	26 BOS 7:30	27	28 SJS 7:00	

march

SUN	MON	TUE	WED	THU	FRI	SAT
						1
2	3 @DAL 8:00	4	5	6 @TBL 7:30	7 @FLA 7:30	8
9 CHI 7:30	10	11 NSH 7:00	12	13 @CAR 7:00	14	15 @NYI 7:00
16 MTL 7:00	17	18 @CGY 9:00	19	20 @EDM 9:30	21	22
23 @VAN 8:00	24	25 @MTL 7:30	26	27 @NSH 8:00	28	29 TBL 7:00
30	31					

april

SUN	MON	TUE	WED	THU	FRI	SAT
		1 NJD 7:00	2	3 @STL 8:00	4 @DET 7:30	5
6 @PHI 7:30	7	8 DET 7:00	9	10 @NYR 7:00	11	12 @BOS 12:30
13 NYI 5:00	14	15	16	17	18	19
20	21	22	23	24	25	26
27	28	29	30			

- Platinum Game
- Gold Game
- Silver Game
- Bronze Game
- Value Game
- Away Game

BEST ENJOYED ON ICE



Proud Sponsor of the Buffalo Sabres

©2012 The Coca-Cola Company.

healthy is good.
(scary good.)



healthy changes everything®

Proud sponsor (and fan!) of the Sabres.

BlueCross BlueShield of Western New York

bcbswny.com

A division of HealthNow New York, Inc., an independent licensee of the BlueCross BlueShield Association.