



NEW JERSEY DEVILS

2009-10 Season in Review

TABLE OF CONTENTS

2009-10 National Hockey League:

New Jersey Devils Organizational Directory.....	2
Playoff Bracket.....	3
National Hockey League Playoff Format.....	4
NHL Final Standings.....	5
NHL Individual Leaders.....	6

2009-10 New Jersey Devils:

Roster.....	7
How The Devils Were Built.....	8
Transactions.....	9
Scoring & Schedule Breakdown.....	10
Final Statistics.....	11
Coaching Staff Biographies.....	12
Player Biographies & Statistics.....	18
Devils' Notes.....	72
Milestones.....	73
Injuries/Special Teams/Overtime/Back-to-Back.....	74
Records Established/Tied.....	75
Player Game-By-Game Grid.....	76
Schedule & Results.....	80
Game Summaries.....	82
Eastern Conference Day-By-Day.....	92
Record Team-By-Team.....	94
Season Highs & Lows.....	95
Last Time, Regular-Season.....	96
Last Time, Playoffs.....	97
Miscellaneous Statistics.....	98
Series vs. Playoff Opponents.....	99

Playoff Statistics & Information:

2009 Eastern Conference Quarterfinals.....	106
2009 Final Playoff Statistics.....	107
All-Time Playoff Results.....	108
Playoff Facts.....	114
All-Time Playoff Statistics.....	115
Playoff Records, Team.....	116
Playoff Records, Individual.....	123

Devils' Organizational Statistics:

Devils' All-Time Leader Board.....	127
Lowell Devils 2009-10 Statistics.....	128
Trenton Devils 2009-10 Statistics.....	129
Devils' Prospects 2009-10 Statistics.....	130

New Jersey Devils 2009-10 Season in Review published by the New Jersey Devils.
Editor: Mike Levine • Assistant Editors: Pete Albietz, Dan Beam, Jeff Altstadt & Eric Marin
Editorial Assistant: Kimberly McAlary
New Jersey Devils and the Devils' logo are registered trademarks of the New Jersey Devils.
©2010 the New Jersey Devils, all rights reserved.

NEW JERSEY DEVILS

2009-10 NEW JERSEY DEVILS ORGANIZATIONAL DIRECTORY



Jeff Vanderbeek



Lou Lamoriello

HOCKEY CLUB PERSONNEL

David Conte
Executive Vice President, Hockey
Operations/Director, Scouting

Chris Lamoriello
Senior Vice President, Hockey
Operations/General Manager,
Lowell/Trenton & Scout

Stephen Pellegrini
Vice President, Hockey Operations

Jacques Lemaire
Head Coach

**Mario Tremblay, Tommy Albelin,
Scott Stevens**
Assistant Coaches

Jacques Caron, Chris Terrieri
Goaltending Coaches

**Larry Robinson, Jacques Laperriere,
Pat Burns**
Special Assignment Coaches

Claude Carrier
Assistant Director, Scouting

**Timo Blomqvist, Glen Dirk,
Milt Fisher, Ferny Flaman,
Dan Labraaten, Scott Lachance,
Pierre Mondou, Gates Orlando,
Larry Perris, Marcel Pronovost,
Lou Reycroft, Vaclav Slansky, Jr.,
Steve Smith, Geoff Stevens,
Ed Thominson, Les Widdifield**
Scouting Staff

**Bob Hoffmeyer, Jan Ludvig,
Andre Boudrias**
Pro Scouting Staff

Taran Singleton
Hockey Operations Video
Coordinator

Mike Ford
Hockey Operations Video Assistant

Callie A. Smith
Scouting Staff Assistant

Richard Stinziano
Head Trainer

Rich Matthews
Equipment Manager

**Alex Abasto, Matthew Mitchell,
Mike Thibault**
Assistant Equipment Managers

Michael Vasalani
Strength/Conditioning Coordinator

Tommy Plasko
Massage Therapist

Dr. Barry Fisher, Dr. Len Jaffe
Team Orthopedists

Dr. Joseph Niznik
Team Cardiologist

Dr. H. Hugh Gardy
Team Dentist

Dr. Paul Berman
Team Optometrist

Vladimir Bure
Fitness Consultant

Dr. Garret Caffrey
Exercise Physiologist

David Feniger
Physical Therapist

Mitch Kaufman
Video Consultant

John MacLean
Head Coach, Lowell

Kevin Dean
Assistant Coach, Lowell

Lawrence Feloney
Video Coordinator, Lowell

Kevin Morley
Athletic Trainer, Lowell

Paul Bistan
Equipment Manager, Lowell

Zach Dinga
Assistant Equipment Manager, Lowell

Owners Jeff Vanderbeek, Mike Gilfillan, Peter Simon

Chairman/Managing Partner Jeff Vanderbeek

Vice Chairman Mike Gilfillan

President/CEO/General Manager Lou Lamoriello

Senior Executive Vice President/Chief Operating Officer Chris Modzynski

Executive Vice President, Operations Peter S. McMullen

Executive Vice President/Chief Financial Officer Scott Struble

Executive Vice President, Administration Gordon Lavalette

Senior Vice President, General Counsel Joseph C. Benedetti

Senior Vice President, Ticket Operations Terry Farmer

Senior Vice President, Facilities Mark Gheduzzi

Senior Vice President, Communications Mike Levine

Vice President, Marketing/Community Development Jeff Longo

PRESIDENT'S OFFICE

Marie Carnevale
Hockey Operations Executive
Assistant to the President/CEO/
General Manager

Mary K. Morrison
Corporate Executive Assistant
to the President/CEO/General Manager
& Director, Human Resources

Christine Garcia
Administrative Assistant

Christine Steinberg
Senior Counsel

Natalia Gonzalez
Legal Assistant/Paralegal

OPERATIONS

Alessandra Weingartner
Administrative Assistant to the
Chief Operating Officer

Jelsa Belotta
Receptionist

Kyle Radzinski
Staff Assistant

TICKET OPERATIONS

Tom Bates
Senior Director, Ticket Operations

Pat Shark
Director, Box Office Operations

Frank Calandrillo
Assistant Director, Ticket Operations

Kelly Baron
Ticket Service Manager

Neil Desormeaux
Senior Director, Group Sales

**Christine Myers, Thomas Stocky,
Samantha Davis**
Group Sales Managers

SALES

Brooke Alper
Assistant Director, Ticket Sales

**Valerie Buchholz, Jennifer Camp,
Doug Hine, William Lamont,
John Picciuto, Brian Reid,
Isaac Satten, Glenn Sperber**
Account Managers

Christopher Terwoord
Manager, Inside Sales

Pat Maione
Receptionist, Sales

CORPORATE PARTNERSHIPS

Michael DeMartino
Senior Director,
Corporate Partnerships

Adam Manger
Manager, Corporate Partner
Services

MARKETING/COMMUNITY DEVELOPMENT

David Perricone
Senior Director, Merchandising

Michael Merolla
Senior Director, Premium Suite Sales,
Single Events/Grassroots Programs

Jason Romano
Coordinator, Premium Suite Sales,
Single Events/Grassroots Programs

Gene Szucs
Director, Game Entertainment

David Schwinger
Manager, Game Entertainment

Rob Peters
Game Entertainment Assistant

Daniel de Graaf
Coordinator, Game Entertainment Graphics

Greg Orlando
Manager, Web Operations/
Creative Services

Heather Hall
Manager, Marketing

Bridgette Berra
Marketing Assistant

COMMUNICATIONS

Jeff Altstadter
Senior Director, Communications

Pete Albietz
Assistant Director, Communications

Eric Marin
Staff Writer

Daniel Beam
Coordinator, Communications

FINANCE

Marc Weiss
Controller

Kristin Farina
Accounting Manager

**Shanna Curfin, Skyler Daugherty,
Stephen Musnikow, Michael Tonjes**
Staff Accountants

Kristen Gore
Administrative Assistant

COMPUTER OPERATIONS

Jack Skelley
Senior Director, Programming/
Computer Operations

Joseph Wyks
Programmer/Analyst

Antonio da Silva
Technical Assistant

ALUMNI REPRESENTATIVES

**Ken Daneyko, Bruce Driver,
Grant Marshall, Rob Skrlac**

DEVILS ARENA ENTERTAINMENT

Jim Cima
Senior Vice President,
Arena Operations

Debbie Hildebrandt
Executive Assistant to the
Chairman/Managing Partner

Bob Sommer
Public Relations

Tim Lamoriello
Senior Staff Attorney

Jim Crann
Security Director

Angelo Damiano
Assistant Security Director

Amanda Brown
Administrative Assistant, Security

Kim Rossi
Business Coordinator

David Steinfeld
Financial Analyst

Jon Sorg
Manager, Practice Ice Rink

Jason Hutchinson
Assistant Practice Rink Manager

Dana Fabrikant
Sales/Marketing Coordinator

Tori D'Annunzio
Marketing Coordinator

Anne L. Sciaino
Communications Coordinator

Sharnda Blackwell
Dock Manager

Kito Sharpe
Parking Operations Manager

TELEVISION/RADIO

MSG Plus
Television Outlet

Mike Emrick, Play-by-Play

Glenn Resch, Color
Television Broadcasters

SportsRadio 66 WFAN
Radio Outlet

Matt Loughlin, Play-by-Play

Sherry Ross, Color
Radio Broadcasters

Seating Capacity: 17,625

Dimensions of Rink: 200 feet x 85 feet

Club Colors: Red, Black & White

PRUDENTIAL CENTER

165 Mulberry Street, Newark, NJ 07102
Phone: (973) 757-6100 • Fax: (973) 757-6399
newjerseydevils.com • prucenter.com

2009-10 SEASON IN REVIEW

2010 STANLEY CUP PLAYOFFS

Conference
Quarterfinals

Conference
Semifinals

Conference
Finals

Stanley Cup
Finals

EASTERN CONFERENCE

WASHINGTON (1)

MONTREAL (8)

NEW JERSEY (2)

PHILADELPHIA (7)

BUFFALO (3)

BOSTON (6)

PITTSBURGH (4)

OTTAWA (5)

WESTERN CONFERENCE

SAN JOSE (1)

COLORADO (8)

CHICAGO (2)

NASHVILLE (7)

VANCOUVER (3)

LOS ANGELES (6)

PHOENIX (4)

DETROIT (5)





PLAYOFF FORMAT

All playoff series will be played under a best four-of-seven format with home-ice advantage rotating on a 2-2-1-1-1 basis, with the exception of first, second or third round series involving a team from the Pacific or Mountain time zone playing a club from the Central or Eastern time zone. In such a series, the higher ranked team has the choice of playing a 2-2-1-1-1 or 2-3-2 format. If the 2-3-2 format is selected, the higher ranked team will also have the choice of starting the series at home or on the road.

CONFERENCE QUARTERFINALS

The conference playoff system will see the six division regular season champions ranked in the first three positions in their respective conference, the clubs with the greatest number of points being ranked first in their respective conference. The remaining five playoff clubs in each conference will be ranked based on regular season points.

EASTERN CONFERENCE

Series A - #1 (Division Winner) vs. #8

Series B - #2 (Division Winner) vs. #7

Series C - #3 (Division Winner) vs. #6

Series D - #4 vs. #5

WESTERN CONFERENCE

Series E - #1 (Division Winner) vs. #8

Series F - #2 (Division Winner) vs. #7

Series G - #3 (Division Winner) vs. #6

Series H - #4 vs. #5

CONFERENCE SEMIFINALS

The same criteria used in seeding for the Conference Quarterfinals will again be in effect. Following are possible scenarios: **If one division winner is eliminated** in the Conference Quarterfinals, the remaining division winners would be seeded first and second, followed by the two remaining teams in order of regular season points. The #1 seed would face the team with the fewest regular-season points, while the other two teams would meet. **If two division winners are eliminated** in the Conference Quarterfinals, the remaining division winner would be seeded first, followed by the three remaining clubs in order of regular-season points. The #1 seed would face the club with the fewest regular-season points, while the other two clubs would meet. **If all three division winners are eliminated** in the Conference Quarterfinals, the remaining clubs would be ranked in order of regular-season points. The remaining team with the most regular-season points would be seeded first, followed by the three remaining teams. The #1 seed would face the #4 seed, while the #2 and #3 clubs would meet. **If a division winner meets a non-division winner**, which compiled more regular-season points, the division winner would receive home-ice advantage.

CONFERENCE FINALS

The same criteria used in selection of order for the Conference Quarterfinals (advancing division winners, followed by remaining clubs based on regular season points) will again be in effect. Following are possible scenarios: **If a division winner meets a non-division winner with more regular-season points**, the division winner would have home-ice advantage.

STANLEY CUP CHAMPIONSHIP

The Eastern Conference Champion vs. the Western Conference Champion. The higher number of regular-season points will determine home ice. Games will be played on a 2-2-1-1-1 basis.

TIE-BREAKING PROCEDURE

In the event two or more teams are tied in points at the conclusion of the regular-season, the standing of the teams in each conference will be determined in the following order:

1. The greater number of games won by the club.
2. The higher number of points earned in games against each other. If two teams are tied, and have not played an equal number of home games against each other, points earned in the first game played in the city that had the extra game shall not be included. If more than two teams are tied, the higher winning percentage in games among those teams shall be used to determine the standing.
3. The greater differential between goals scored for and against for the complete regular-season.

2009-10 SEASON IN REVIEW

NATIONAL HOCKEY LEAGUE 2009-10 FINAL STANDINGS

EASTERN CONFERENCE

ATLANTIC DIVISION

		GP	W	L	OT	GF	GA	PTS
NEW JERSEY	(2)	82	48	27	7	222	191	103
PITTSBURGH	(4)	82	47	28	7	257	237	101
PHILADELPHIA	(7)	82	41	35	6	236	225	88
NY RANGERS	(9)	82	38	33	11	222	218	87
NY ISLANDERS	(13)	82	34	37	11	222	264	79

NORTHEAST DIVISION

		GP	W	L	OT	GF	GA	PTS
BUFFALO	(3)	82	45	27	10	235	207	100
OTTAWA	(5)	82	44	32	6	225	238	94
BOSTON	(6)	82	39	30	13	206	200	91
MONTREAL	(8)	82	39	33	10	217	223	88
TORONTO	(15)	82	30	38	14	214	267	74

SOUTHEAST DIVISION

		GP	W	L	OT	GF	GA	PTS
WASHINGTON	(1)	82	54	15	13	318	233	121
ATLANTA	(10)	82	35	34	13	234	256	83
CAROLINA	(11)	82	35	37	10	230	256	80
TAMPA BAY	(12)	82	34	36	12	217	260	80
FLORIDA	(14)	82	32	37	13	208	244	77

WESTERN CONFERENCE

CENTRAL DIVISION

		GP	W	L	OT	GF	GA	PTS
CHICAGO	(2)	82	52	22	8	271	209	112
DETROIT	(5)	82	44	24	14	229	216	102
NASHVILLE	(7)	82	47	29	6	225	225	100
ST. LOUIS	(9)	82	40	32	10	225	223	90
COLUMBUS	(14)	82	32	35	15	216	259	79

PACIFIC DIVISION

		GP	W	L	OT	GF	GA	PTS
SAN JOSE	(1)	82	51	20	11	264	215	113
PHOENIX	(4)	82	50	25	7	225	202	107
LOS ANGELES	(6)	82	46	27	9	241	219	101
ANAHEIM	(11)	82	39	32	11	238	251	89
DALLAS	(12)	82	37	31	14	237	254	88

NORTHWEST DIVISION

		GP	W	L	OT	GF	GA	PTS
VANCOUVER	(3)	82	49	28	5	272	222	103
COLORADO	(8)	82	43	30	9	244	233	95
CALGARY	(10)	82	40	32	10	204	210	90
MINNESOTA	(13)	82	38	36	8	219	246	84
EDMONTON	(15)	82	27	47	8	214	284	62

Conference Quarterfinals

Series "A" – Wsh. vs. Mtl.
Series "B" – NJ vs. Phi.
 Series "C" – Buf. vs. Bos.
 Series "D" – Pit. Vs. Ott.
 Series "E" – SJ vs. Col.
 Series "F" – Chi. vs. Nsh.
 Series "G" – Van. vs. LA
 Series "H" – Phx. vs. Det.

Conference Semifinals

Series "I" – East 1 vs. East 4
 Series "J" – East 2 vs. East 3
 Series "K" – West 1 vs. West 4
 Series "L" – West 2 vs. West 3

Conference Finals

Series "M" – Eastern Conference
 Series "N" – Western Conference

Stanley Cup Finals

Series "O" – Eastern Conference
 Champion
 vs.
 Western Conference
 Champion



NEW JERSEY DEVILS

NATIONAL HOCKEY LEAGUE 2009-10 INDIVIDUAL LEADERS

LEADERS

Points

Player	Team	GP	G	A	PTS
HENRIK SEDIN	VANCOUVER	82	29	83	112
SIDNEY CROSBY	PITTSBURGH	81	51	58	109
ALEXANDER OVECHKIN	WASHINGTON	72	50	59	109
NICKLAS BACKSTROM	WASHINGTON	82	33	68	101
STEVEN STAMKOS	TAMPA BAY	82	51	44	95

Goals

Player	Team	GP	G
SIDNEY CROSBY	PITTSBURGH	81	51
STEVEN STAMKOS	TAMPA BAY	82	51
ALEXANDER OVECHKIN	WASHINGTON	72	50
PATRICK MARLEAU	SAN JOSE	82	44
MARIAN GABORIK	NY RANGERS	76	42

Assists

Player	Team	GP	A
HENRIK SEDIN	VANCOUVER	82	83
JOE THORNTON	SAN JOSE	79	69
NICKLAS BACKSTROM	WASHINGTON	82	68
BRAD RICHARDS	DALLAS	80	67
MARTIN ST. LOUIS	TAMPA BAY	82	65

Power Play Goals

Player	Team	GP	PP
STEVEN STAMKOS	TAMPA BAY	82	24
DANY HEATLEY	SAN JOSE	82	18
TEEMU SELANNE	ANAHEIM	54	14
MARIAN GABORIK	NY RANGERS	76	14
ANZE KOPITAR	LOS ANGELES	82	14

Short Hand Goals

<u>Player</u>	<u>Team</u>	<u>GP</u>	<u>SH</u>
MARIAN HOSSA	CHICAGO	57	5
ALEX BURROWS	VANCOUVER	82	5
RENE BOURQUE	CALGARY	73	4
PATRICK MARLEAU	SAN JOSE	82	4
EIGHT PLAYERS TIED WITH THREE			

Game-Winning Goals

Player	Team	GP	GW
DANY HEATLEY	SAN JOSE	82	9
DANIEL SEDIN	VANCOUVER	63	8
PATRIC HORNQVIST	NASHVILLE	80	8
SIX PLAYERS TIED WITH SEVEN			

Game-Determining Goals

Player	Team	GP	GD
ADRIAN AUCCOIN	PHOENIX	82	6
SIDNEY CROSBY	PITTSBURGH	81	4
ANZE KOPITAR	LOS ANGELES	82	4
EIGHT PLAYERS TIED WITH THREE			

Plus/Minus

Player	Team	GP	+/-
JEFF SCHULTZ	WASHINGTON	73	50
ALEXANDER OVECHKIN	WASHINGTON	72	45
MIKE GREEN	WASHINGTON	75	39
NICKLAS BACKSTROM	WASHINGTON	82	37
THREE PLAYERS TIED WITH 36			

Shots

Player	Team	GP	S
ALEXANDER OVECHKIN	WASHINGTON	72	368
ZACH PARISE	NEW JERSEY	81	347
JEFF CARTER	PHILADELPHIA	74	319
HENRIK ZETTERBERG	DETROIT	74	309
SIDNEY CROSBY	PITTSBURGH	81	298

Penalty Minutes

<u>Player</u>	<u>Team</u>	<u>GP</u>	<u>PIM</u>
ZENON KONOPKA	TAMPA BAY	74	265
COLTON ORR	TORONTO	82	239
STEVE DOWNIE	TAMPA BAY	79	208
DANIEL CARCILLO	PHILADELPHIA	76	207
TWO PLAYERS TIED WITH 190			



ROOKIE SCORING LEADERS

Points

Player	Team	GP	G	A	PTS
MATT DUCHENE	COLORADO	81	24	31	55
JOHN TAVARES	NY ISLANDERS	82	24	30	54
TYLER MYERS	BUFFALO	82	11	37	48
NICLAS BERGFORS	NJ/ATLANTA	81	21	23	44
JAMIE BENN	DALLAS	82	22	19	41

Goals

Player	Team	GP	G
MATT DUCHENE	COLORADO	81	24
JOHN TAVARES	NY ISLANDERS	82	24
JAMIE BENN	DALLAS	82	22

Assists

Player	Team	GP	A
TYLER MYERS	BUFFALO	82	37
MATT DUCHENE	COLORADO	81	31
JOHN TAVARES	NY ISLANDERS	82	30

DEFENSEMEN SCORING LEADERS

Player	Team	GP	G	A	PTS
MIKE GREEN	WASHINGTON	75	19	57	76
DUNCAN KEITH	CHICAGO	82	14	55	69
DREW DOUGHTY	LOS ANGELES	82	16	43	59
DAN BOYLE	SAN JOSE	76	15	43	58
CHRIS PRONGER	PHILADELPHIA	82	10	45	55

GOALTENDING LEADERS

Goals-Against Average

Goaltender	Team	GPI	MINS	GA	AVG
TUUKKA RASK	BOSTON	45	2562	84	1.97
RYAN MILLER	BUFFALO	69	4047	150	2.22
MARTIN BRODEUR	NEW JERSEY	77	4499	168	2.24
ANTTI NIEMI	CHICAGO	39	2190	82	2.25
JIMMY HOWARD	DETROIT	63	3740	141	2.26

Wins

Goaltender	Team	GPI	MINS	W	L	OT
MARTIN BRODEUR	NEW JERSEY	77	4499	45	25	6
EVGENI NABOKOV	SAN JOSE	71	4194	44	16	10
ILYA BRYZGALOV	PHOENIX	69	4084	42	20	6
RYAN MILLER	BUFFALO	69	4047	41	18	18
ROBERTO LUONGO	VANCOUVER	68	3899	40	22	4

Save Percentage

Goaltender	Team	GPI	MINS	GA	SA	SV%
TUUKKA RASK	BOSTON	45	2562	84	1221	.931
RYAN MILLER	BUFFALO	69	4047	150	2098	.929
TOMAS VOKOUN	FLORIDA	63	3695	157	2081	.925
JIMMY HOWARD	DETROIT	63	3740	141	1849	.924
JAROSLAV HALAK	MONTREAL	45	2630	105	1386	.924

Shutouts

Goaltender	Team	GPI	MINS	W	L	OT	ShO
MARTIN BRODEUR	NEW JERSEY	77	4499	45	25	6	9
ILYA BRYZGALOV	PHOENIX	69	4084	42	20	6	8
ANTTI NIEMI	CHICAGO	39	2190	26	7	4	7
PEKKA RINNE	NASHVILLE	58	3246	32	16	5	7
TOMAS VOKOUN	FLORIDA	63	3695	23	28	11	7
CRAIG ANDERSON	COLORADO	71	4235	38	25	7	7

2009-10 NEW JERSEY DEVILS

ROSTER

NO.	NAME	POS.	HT.	WT.	BIRTHPLACE
2.	Mark Fraser	D	6-3	220	Ottawa, Ont.
5.	Colin White	D	6-4	215	New Glasgow, N.S.
6.	Andy Greene	D	5-11	190	Trenton, MI
7.	Paul Martin	D	6-1	200	Minneapolis, MN
8.	Dainius Zubrus	C	6-5	225	Elektrenai, Lit.
9.	Zach Parise (A)	LW	5-11	190	Minneapolis, MN
10.	Rod Pelley	C	5-11	195	Kitimat, B.C.
11.	Dean McAmmond	C	5-11	190	Grand Cache, Alta.
12.	Brian Rolston	LW	6-2	210	Flint, MI
15.	Jamie Langenbrunner (C)	RW	6-1	205	Cloquet, MN
17.	Ilya Kovalchuk	LW	6-2	230	Tver, Rus.
18.	Vladimir Zharkov	RW	6-1	200	Elektrostal, Rus.
19.	Travis Zajac	C	6-3	200	Winnipeg, Man.
20.	Jay Pandolfo	LW	6-1	190	Winchester, MA
21.	Rob Niedermayer	C	6-2	200	Cassiar, B.C.
22.	P.L. Letourneau-Leblond	LW	6-2	215	Levis, Que.
23.	David Clarkson	RW	6-1	200	Toronto, Ont.
24.	Bryce Salvador	D	6-3	215	Brandon, Man.
25.	Andrew Peters	LW	6-4	240	St. Catharines, Ont.
26.	Patrik Elias (A)	C	6-1	195	Trebic, Czech Rep.
27.	Mike Mottau	D	6-0	190	Quincy, MA
28.	Martin Skoula	D	6-3	225	Litomerice, Czech Rep.
29.	Anssi Salmela	D	6-1	200	Tampere, Fin.
30.	Martin Brodeur	G	6-2	215	Montreal, Que.
32.	Matthew Corrente	D	6-0	200	Mississauga, Ont.
35.	Yann Danis	G	6-0	185	Lafontaine, Que.

President/CEO/General Manager: Lou Lamoriello

Head Coach: Jacques Lemaire

Assistant Coaches: Mario Tremblay, Tommy Albelin, Scott Stevens

Goaltending Coaches: Jacques Caron, Chris Terreri

Head Trainer: Richard Stinziano

Strength/Conditioning Coordinator: Michael Vasalani

Equipment Manager: Rich Matthews

Assistant Equipment Managers: Alex Abasto, Matthew Mitchell, Mike Thibault

Massage Therapist: Tommy Plasko



NEW JERSEY DEVILS

2009-10 New Jersey Devils How They Were Built

SEASON	ENTRY DRAFTS	TRADES	FREE AGENTS
1990-91 32-33-15, 79 Pts. 4th Place, Patrick Division	MARTIN BRODEUR (1st rd./20th overall)		
1991-92 38-31-11, 87 Pts. 4th Place, Patrick Division			
1992-93 40-37-7, 87 Pts. 4th Place, Patrick Division			
1993-94 47-25-12, 106 Pts. Eastern Conference Finalists	JAY PANDOLFO (2nd rd./32nd overall)		
1994-95 22-18-8, 52 Pts. STANLEY CUP CHAMPIONS	PATRIK ELIAS (2nd rd./51st overall)		
1995-96 37-33-12, 86 Pts. 6th Place, Atlantic Division			
1996-97 45-23-14, 104 Pts. ATLANTIC DIVISION CHAMPIONS	COLIN WHITE (2nd rd./49th overall)		
1997-98 48-23-11, 107 Pts. ATLANTIC DIVISION CHAMPIONS			
1998-99 47-24-11, 105 Pts. ATLANTIC DIVISION CHAMPIONS			
1999-00 45-24-9-5, 103 Pts. STANLEY CUP CHAMPIONS			
2000-01 48-19-12-3, 111 Pts. EASTERN CONFERENCE CHAMPIONS	PAUL MARTIN (2nd rd./62nd overall)		
2001-02 41-28-9-4, 95 Pts. 3rd Place, Atlantic Division		JAMIE LANGENBRUNNER (from Dal., 3/19/02)	
2002-03 46-20-10-6, 108 Pts. STANLEY CUP CHAMPIONS	ILKKA PIKKARAINEN (7th rd./218th overall)		
2003-04 43-25-12-2, 100 Pts. 2nd Place, Atlantic Division	ZACH PARISE (1st rd./17th overall)		
2004-05	TRAVIS ZAJAC (1st rd./20th overall) P.L. LETOURNEAU-LEBLOND (7th rd./216th overall) TYLER ECKFORD (7th rd./217th overall) NATHAN PERKOVICH (8th rd./250th overall)		
2005-06 46-27-9, 101 Pts. ATLANTIC DIVISION CHAMPIONS	JEFF FRAZEE (2nd rd./38th overall) MARK FRASER (3rd rd./84th overall) PATRICK DAVIS (4th rd./99th overall)		DAVID CLARKSON (amateur f.a., 8/12/05) ANDY GREENE (amateur f.a., 4/4/06)
2006-07 49-24-9, 107 Pts. ATLANTIC DIVISION CHAMPIONS	MATTHEW CORRENTE (1st rd./30th overall) ALEXANDER VASYUNOV (2nd rd./58th overall) VLADIMIR ZHARKOV (3rd rd./77th overall) OLIVIER MAGNAN-GRENIER (5th rd./148th overall)		MIKE MOTTAU (pro f.a., 7/17/06) ROD PELLEY (amateur f.a., 7/17/06)
2007-08 46-29-7, 99 Pts. 2nd Place, Atlantic Division	NICK PALMIERI (3rd rd./79th overall) MATT HALISCHUK (4th rd./117th overall)	BRYCE SALVADOR (from StL., 2/26/08)	DAINIUS ZUBRUS (pro f.a., 7/3/07) BRAD SNETSINGER (amateur f.a., 12/19/07)
2008-09 51-27-4, 106 Pts. ATLANTIC DIVISION CHAMPIONS	ADAM HENRIQUE (3rd rd./82nd overall) MATT DELAHEY (4th rd./112th overall) KORY NAGY (5th rd./142nd overall) HARRY YOUNG (7th rd./202nd overall) J.S. BERUBE (7th rd./205th overall)	KEVIN CORMIER (from Phx., 9/12/08) MYLES STOESZ (from Atl., 3/2/09)	MICHAEL SWIFT (amateur f.a., 4/28/08) BRIAN ROLSTON (pro f.a., 7/1/08) BRAD MILLS (pro f.a., 7/17/08)
2009-10 48-27-7, 103 Pts. ATLANTIC DIVISION CHAMPIONS	ERIC GELINAS (2nd rd./54th overall) ALEXANDER URBOM (3rd rd./73rd overall) ASHTON BERNARD (6th rd./174th overall)	BEN WALTER (from NYI, 6/30/09) TIM SESTITO (from Edm., 7/9/09) ILYA KOVALCHUK (from Atl., 2/4/10) ANSSI SALMELA (from Atl., 2/4/10) MARTIN SKOULA (from Tor., 3/3/10)	YANN DANIS (pro f.a., 7/10/09) CORY MURPHY (pro f.a., 7/17/09) ROB DAVISON (pro f.a., 7/31/09) ROB NIEDERMAYER (pro f.a., 9/25/09) ANDREW PETERS (pro f.a., 9/25/09) DEAN McAMMOND (pro f.a., 11/6/09) MIKE McKENNA (pro f.a., 2/10/10) MATT TAORMINA (pro f.a., 2/25/10)
TOTALS:	(28)	(9)	(17)

2009-10 SEASON IN REVIEW

2009-10 NEW JERSEY DEVILS

TRANSACTIONS

TRAINING CAMP

Date	Player	To/From
09/12	Training Camp starts	
54 skaters + 6 goaltenders with Devils		
09/20	Bernard	To Cape Breton, QMJHL
	Berube	To Rouyn-Noranda, QMJHL
	Delahey	To Regina, WHL
	Henrique	To Windsor, OHL
	Young	To Windsor, OHL
	Caruso, Castonguay	To Lowell, AHL
	Cohen, K. Cormier, Gionta, McKenna, Mills, Nagy, Perkovich, Robitaille, Snetsinger, Stoesz, Taormina	
38 + 4 with Devils		
09/24	P. Cormier	To Rimouski, QMJHL
	Gelinas	To Lewiston, QMJHL
	Urbom	To Brandon, WHL
	Coleman, Corrente, Davis	To Lowell, AHL
	Eckford, Palmieri, Swift, Vasyunov	
29 + 3 with Devils		
09/25	Niedermayer	Sign
	Peters	
30 + 3 with Devils		
09/27	Frazee, Magnan	To Lowell, AHL
	Walter, Zharkov	
27 + 2 with Devils		
09/29	Davison, Leach	Placed on waivers
	Sestito	
27 + 2 with Devils		
09/30	Davison, Leach	Cleared waivers/
	Sestito	To Lowell, AHL
	Fraser, Pikkariainen	To Injured Reserve
	Elias	Non-roster player
21 + 2 with Devils		

REGULAR-SEASON

Date	Player	To/From
10/05	Pikkariainen	Off Injured Reserve
	Shanahan	Non-roster player
21 + 2 with Devils		
10/06	Shanahan	Placed on waivers
21 + 2 with Devils		
10/07	Shanahan	Cleared waivers
21 + 2 with Devils		
10/10	Shanahan	Contract terminated
21 + 2 with Devils		
10/19	Murphy	Placed on waivers
21 + 2 with Devils		
10/20	Murphy	Cleared waivers/
		To Lowell, AHL
20 + 2 with Devils		
10/23	Fraser	From Injured Reserve
21 + 2 with Devils		
10/26	Martin	To Injured Reserve
	Pandolfo	
	Murphy	From Lowell, AHL
20 + 2 with Devils		
11/01	Halischuk	To Lowell, AHL
19 + 2 with Devils		
11/04	Halischuk	From Lowell, AHL
20 + 2 with Devils		
11/05	Leach	Placed on re-entry waivers
20 + 2 with Devils		
11/06	McAmmond	Signs/To Injured Reserve
	Niedermayer	To Injured Reserve
	Oduya	
	Elias	From Injured Reserve
	Leach	Claimed off re-entry waivers by Mtl., NHL
19 + 2 with Devils		
11/07	Sestito	From Lowell, AHL
20 + 2 with Devils		
11/11	Corrente	From Lowell, AHL
21 + 2 with Devils		
11/18	Murphy	To Lowell, AHL
	Eckford	From Lowell, AHL
21 + 2 with Devils		
11/19	Leblond	To Injured Reserve
	McAmmond	From Injured Reserve
21 + 2 with Devils		
11/20	Pikkariainen	To Injured Reserve
	Zubrus	
	Leblond	From Injured Reserve
20 + 2 with Devils		
11/25	Leblond	To Lowell, AHL (cond.)
	Pikkariainen	From Injured Reserve, To Lowell, AHL (cond.)
19 + 2 with Devils		
11/28	Clarkson	To Injured Reserve
	Eckford	To Lowell, AHL
	Pikkariainen	From Lowell, AHL
	Zharkov	
19 + 2 with Devils		

REGULAR-SEASON (cont.)

Date	Player	To/From
12/02	Sestito	To Lowell, AHL
	Niedermayer	From Injured Reserve
19 + 2 with Devils		
12/05	Halischuk	To Lowell, AHL
	Oduya	From Injured Reserve
	Pandolfo	
20 + 2 with Devils		
12/10	Leblond	From Lowell, AHL
21 + 2 with Devils		
12/28	Corrente	To Lowell, AHL
	Clarkson	From Injured Reserve
21 + 2 with Devils		
12/29	Leblond (Retro 12/17)	To Injured Reserve
	Corrente	From Lowell, AHL (emer.)
21 + 2 with Devils		
01/05	Clarkson (Retro 12/30)	To Injured Reserve
	Leblond	From Injured Reserve
21 + 2 with Devils		
01/06	Corrente	To Lowell, AHL
	Zharkov	
19 + 2 with Devils		
01/07	Corrente	From Lowell, AHL
	Zharkov	
21 + 2 with Devils		
01/19	Elias (Retro 1/16)	To Injured Reserve
	Corrente	To Lowell, AHL
	Davis	From Lowell, AHL
	Palmieri	
21 + 2 with Devils		
01/21	Pikkariainen	Placed on waivers
21 + 2 with Devils		
01/22	Pelley (Retro 1/18)	To Injured Reserve
	Walter	From Lowell, AHL
	Pikkariainen	Cleared waivers
21 + 2 with Devils		
01/24	Walter	To Lowell, AHL
20 + 2 with Devils		
01/25	Zubrus	From Injured Reserve
21 + 2 with Devils		
01/28	Pikkariainen	Assigned to CSKA Moscow, KHL
20 + 2 with Devils		
01/29	Pelley	From Injured Reserve
21 + 2 with Devils		
01/30	Palmieri	To Lowell, AHL
20 + 2 with Devils		
02/04	Bergfors	Traded to Atl., NHL
	P. Cormier, Oduya	
	Kovalchuk	Traded from Atl., NHL
	Salmela	
20 + 2 with Devils		
02/05	Davis	To Lowell, AHL
19 + 2 with Devils		
02/06	Elias	From Injured Reserve
20 + 2 with Devils		
02/09	Davison	From Lowell, AHL (emer.)
21 + 2 with Devils		
02/10	McKenna	Signs/placed on waivers
21 + 2 with Devils		
02/11	McKenna	Cleared waivers/To Lowell, AHL
21 + 2 with Devils		
02/12	Leblond	To Injured Reserve
	Davison	To Lowell, AHL
	Corrente	From Lowell, AHL
	Murphy	
21 + 2 with Devils		
02/13	Murphy	To Lowell, AHL
20 + 2 with Devils		
02/14	Corrente	To Lowell, AHL
19 + 2 with Devils		
02/25	Taormina	Signs
19 + 2 with Devils		
03/02	Clarkson	From Injured Reserve
20 + 2 with Devils		
03/03	Skoula	Traded from Tor., NHL
21 + 2 with Devils		
03/06	Leblond	From Injured Reserve
22 + 2 with Devils		
03/17	Martin	From Injured Reserve
23 + 2 with Devils		

PLAYOFFS

Date	Player	To/From
04/13	Corrente	From Lowell, AHL
24 + 2 with Devils		



NEW JERSEY DEVILS

2009-10 New Jersey Devils SCORING AND SCHEDULE BREAKDOWN

HOME (41 GAMES) 27-10-4					ROAD (41 GAMES) 21-17-3				ATLANTIC DIV. (24 GAMES) 14-8-2				POWER PLAY (82 GAMES) 48-27-7		
PLAYER	GP	G	A	PTS	GP	G	A	PTS	GP	G	A	PTS	G	A	PTS
2 Mark Fraser	29	0	2	2	32	3	1	4	15	2	1	3	0	0	0
5 Colin White	40	2	5	7	41	0	5	5	24	0	1	1	0	0	0
6 Andy Greene	38	4	19	23	40	2	12	14	22	2	13	15	4	11	15
7 Paul Martin	12	2	4	6	10	0	5	5	8	1	2	3	1	1	2
8 Dainius Zubrus	24	4	10	14	27	6	7	13	17	4	7	11	1	2	3
9 Zach Parise	40	19	22	41	41	19	22	41	23	12	13	25	9	17	26
10 Rod Pelley	34	0	5	5	29	2	3	5	19	0	5	5	0	1	1
11 Dean McAmmond	32	4	4	8	30	4	5	9	17	1	4	5	1	1	2
12 Brian Rolston	40	10	13	23	41	10	4	14	24	6	8	14	7	6	13
14 Patrick Davis	4	1	0	1	4	0	0	0	1	0	0	0	0	0	0
14 Tim Sestito	3	0	1	1	6	0	0	0	2	0	0	0	0	0	0
15 Jamie Langenbrunner	41	13	25	38	41	6	17	23	24	5	9	14	6	13	19
16 Nick Palmieri	3	0	1	1	3	0	0	0	1	0	0	0	0	0	0
16 Matt Halischuk	11	1	0	1	9	0	1	1	6	0	0	0	0	0	0
17 Ilya Kovalchuk	14	6	11	17	13	4	6	10	10	5	4	9	2	6	8
17 Ben Walter	1	0	0	0	1	0	0	0	1	0	0	0	0	0	0
17 Ilkka Pikkarainen	16	1	2	3	15	0	1	1	9	0	1	1	0	0	0
18/28 Vladimir Zharkov	20	0	6	6	20	0	4	4	10	0	1	1	0	2	2
18/28 Cory Murphy	8	2	1	3	4	0	0	0	5	1	0	1	0	1	1
18 Rob Davison	1	0	0	0	0	0	0	0	1	0	0	0	0	0	0
18 Niclas Bergfors	26	8	8	16	28	5	6	11	14	7	5	12	8	5	13
19 Travis Zajac	41	15	24	39	41	10	18	28	24	4	19	23	6	15	21
20 Jay Pandolfo	24	2	3	5	28	2	2	4	17	0	1	1	0	0	0
21 Rob Niedermayer	36	7	7	14	35	3	5	8	20	4	4	8	0	1	1
22 P.L. Letourneau-Leblond	15	0	0	0	12	0	2	2	8	0	0	0	0	0	0
23 David Clarkson	23	2	6	8	23	9	7	16	15	2	8	10	3	3	6
24 Bryce Salvador	40	2	5	7	39	2	5	7	23	3	3	6	0	0	0
25 Andrew Peters	12	0	0	0	17	0	0	0	8	0	0	0	0	0	0
26 Patrik Elias	30	15	13	28	28	4	16	20	18	10	9	19	3	8	11
27 Mike Mottau	41	1	11	12	38	1	5	6	23	2	4	6	0	2	2
28 Martin Skoula	11	0	2	2	8	0	1	1	7	0	1	1	0	0	0
28 Tyler Eckford	1	0	0	0	2	0	1	1	0	0	0	0	0	1	1
29 Anssi Salmela	2	0	0	0	7	1	2	3	4	1	0	1	0	0	0
29 Johnny Oduya	19	2	1	3	21	0	1	1	10	0	0	0	0	0	0
30 Martin Brodeur	40	0	3	3	37	0	0	0	22	0	1	1	0	1	1
32 Matthew Corrente	6	0	0	0	6	0	0	0	2	0	0	0	0	0	0
35 Yann Danis	2	0	0	0	10	0	0	0	4	0	0	0	0	0	0

SHORTHANDED POINTS: J. Langenbrunner (2g-2a-4pts), R. Niedermayer (1-1-2), P. Elias (1-0-1), D. McAmmond (1-0-1), Z. Parise (1-0-1), A. Salmela (1-0-1), A. Greene (0-1-1), B. Salvador (0-1-1), C. White (0-1-1), T. Zajac (0-1-1), D. Zubrus (0-1-1).

HOME (41 GAMES) 27-10-4							ROAD (41 GAMES) 21-17-3						ATLANTIC DIV. (24 GAMES) 14-8-2					
GOALTENDER	GP	W	L	OT	SO	GAA	GP	W	L	OT	SO	GAA	GP	W	L	OT	SO	GAA
30 Martin Brodeur	40	26	10	4	4	2.13	37	19	15	2	5	2.36	22	13	7	2	3	2.14
35 Yann Danis	2	1	0	0	0	1.35	10	2	2	1	0	2.22	4	1	1	0	0	2.28

	W-L-OT	PTS	HOME
October	8-4-0	16	1-4-0
November	9-2-1	19	6-0-0
December	11-4-0	22	8-2-0
January	7-7-1	15	3-3-0
February	2-4-1	5	2-0-1
March	7-5-3	17	5-1-2
April	4-1-1	9	2-0-1

	W-L-OT	PTS	HOME
Sunday	1-3-0	2	1-1-0
Monday	5-4-0	10	2-1-0
Tuesday	5-2-1	11	2-0-1
Wednesday	9-2-2	20	9-2-1
Thursday	4-3-3	11	0-0-1
Friday	8-5-1	17	7-4-1
Saturday	16-8-0	32	6-2-0

2009-10 SEASON IN REVIEW

2009-10 NEW JERSEY DEVILS

FINAL STATISTICS

(48-27-7, 103 PTS., 1ST PLACE ATLANTIC DIVISION/2ND PLACE, EASTERN CONFERENCE)

Pos	No.	Player		GP	G	A	PTS	+/-	PIM	PP	SH	GW	S	PCTG
L	17	ILYA KOVALCHUK	ATL	49	31	27	58	1	45	10	0	3	179	17.3
			NJ	27	10	17	27	9	8	2	0	1	111	9.0
			TOTAL	76	41	44	85	10	53	12	0	4	290	14.1
L	9	ZACH PARISE		81	38	44	82	24	32	9	1	5	347	11.0
C	19	TRAVIS ZAJAC		82	25	42	67	22	24	6	0	4	210	11.9
R	15	JAMIE LANGENBRUNNER		81	19	42	61	6	44	6	2	4	228	8.3
C	26	PATRIK ELIAS		58	19	29	48	18	40	3	1	4	145	13.1
L	12	BRIAN ROLSTON		80	20	17	37	2	22	7	0	3	232	8.6
D	6	ANDY GREENE		78	6	31	37	9	14	4	0	4	86	7.0
C	8	DAINIUS ZUBRUS		51	10	17	27	4	28	1	0	4	86	11.6
R	18	*NICLAS BERGFORS	NJ	54	13	14	27	7-	10	8	0	4	134	9.7
R	23	DAVID CLARKSON		46	11	13	24	3	85	3	0	2	106	10.4
C	21	ROB NIEDERMAYER		71	10	12	22	3	45	0	1	0	93	10.8
D	27	MIKE MOTTAU		79	2	16	18	4	41	0	0	0	74	2.7
C	11	DEAN McAMMOND		62	8	9	17	1-	40	1	1	2	87	9.2
D	24	BRYCE SALVADOR		79	4	10	14	8	57	0	0	2	47	8.5
D	5	COLIN WHITE		81	2	10	12	8	46	0	0	0	47	4.3
D	28	MARTIN SKOULA	PIT	33	3	5	8	4-	6	1	0	0	23	13.0
			NJ	19	0	3	3	7	4	0	0	0	11	.0
			TOTAL	52	3	8	11	3	10	1	0	0	34	8.8
D	7	PAUL MARTIN		22	2	9	11	10	2	1	0	0	21	9.5
C	10	ROD PELLE		63	2	8	10	4-	40	0	0	0	74	2.7
R	18	*VLADIMIR ZHARKOV		40	0	10	10	2	8	0	0	0	54	.0
L	20	JAY PANDOLFO		52	4	5	9	10-	6	0	0	3	71	5.6
D	29	ANSSI SALMELA	ATL	29	1	4	5	4	22	0	0	0	27	3.7
			NJ	9	1	2	3	5-	0	0	1	0	14	7.1
			TOTAL	38	2	6	8	1-	22	0	1	0	41	4.9
D	2	*MARK FRASER		61	3	3	6	3	36	0	0	0	24	12.5
R	17	ILKKA PIKKARAINEN		31	1	3	4	3-	10	0	0	0	26	3.8
D	29	JOHNNY ODUYA	NJ	40	2	2	4	2	18	0	0	0	44	4.5
D	18	CORY MURPHY		12	2	1	3	2-	2	0	0	0	9	22.2
R	16	*MATT HALISCHUK		20	1	1	2	4-	2	0	0	0	22	4.5
L	22	*P.L. LETOURNEAU-LEBLOND		27	0	2	2	4-	48	0	0	0	9	.0
R	14	*PATRICK DAVIS		8	1	0	1	2-	0	0	0	0	8	12.5
D	28	*TYLER ECKFORD		3	0	1	1	0	4	0	0	0	1	.0
R	16	*NICK PALMIERI		6	0	1	1	0	0	0	0	0	10	.0
C	14	*TIM SESTITO		9	0	1	1	2-	2	0	0	0	7	.0
D	18	ROB DAVISON		1	0	0	0	0	0	0	0	0	0	.0
C	17	BEN WALTER		2	0	0	0	0	2	0	0	0	0	.0
D	32	*MATTHEW CORRENTE		12	0	0	0	0	24	0	0	0	6	.0
L	25	ANDREW PETERS		29	0	0	0	5-	93	0	0	0	15	.0

SW#	Goaltender	GPI	Mins	Avg	W	L	OT	EN	SO	GA	SA	SV%	G	A	PIM
35	YANN DANIS	12	467	2.06	3	2	1	1	0	16	207	.923	0	0	0
30	MARTIN BRODEUR	77	4499	2.24	45	25	6	1	9	168	2004	.916	0	3	6
NJ TOTALS		82	4990	2.24	48	27	7	2	9	186	2213	.916			

* Indicates rookie



NEW JERSEY DEVILS

2009-10 New Jersey Devils COACHING STAFF BIOGRAPHIES

Jacques Lemaire – Head Coach

Re-joined the Devils July 13, 2009 after serving as head coach of the Minnesota Wild the past nine seasons...As the only coach in franchise history, compiled a 293-255-108=694pt (.529) mark in 656 regular-season games behind Minnesota's bench...In 2002-03, led Wild to Western Conference Finals while capturing second career Jack Adams Award as league's top coach...Named Minnesota's first head coach June 19, 2000 after serving Montreal as a senior consultant to the general manager...As head coach of the Devils for five seasons from 1993-94 through 1997-98, he guided the squad to a 199-122-57=455pt (.602) mark in 378 regular-season games and a 34-22 (.607) record in 56 playoff contests until stepping down May 8, 1998...His 460 games, 247 wins, 56 post-season games, and 34 post-season victories are tops in franchise history...Including the 1995 Stanley Cup Championship, led the team to five post-season appearances and to the Eastern Conference's best record in both 1996-97 (45-23-14=104pts) and 1997-98 (48-23-11=107pts)...In first season behind team's bench, New Jersey advanced past the first round of the playoffs for the first time since 1988, while he won Adams Award for first time...Originally named organization's eighth coach June 28, 1993...Served as associate coach of Gold Medal-winning Team Canada at 2010 Olympic Winter Games...Prior to joining Devils, served Canadiens' Hockey Operations Department for eight seasons from 1985-86 through 1992-93...Held the title of assistant to the managing director for seven of those eight seasons, spending the 1988-89 season as managing director of the Verdun Junior Canadiens (QMJHL)...Also had dual titles as managing director of Fredericton (AHL) for two seasons in 1991-92 and 1992-93, as well as director of hockey operations for three seasons from 1985-86 through 1987-88...Named Montreal's head coach on February 24, 1984, and voluntarily stepped down following 1984-85 season...Led club to Wales Conference Finals in 1984 and first-place Adams Division finish in 1984-85...Began coaching career in 1979 as player/coach of HC Sierre in Switzerland...Returned to North America in 1981 as an assistant coach with SUNY Plattsburgh...In 1982-83, was named head coach of the QMJHL's expansion franchise in Longueuil, leading club to league finals its inaugural season...Inducted into Hockey Hall of Fame in 1984 following a 12-season playing career (1967-88 to 1978-79) with Montreal...A member of eight Stanley Cup Championship teams, including four straight from 1975-76 through 1978-79; recorded Cup-clinching goal in 1977...Appeared in both the 1970 and 1973 NHL All-Star Games, recording a career-high 44 goals and 95 points in 1972-73...As a member of Montreal's staff, also won Stanley Cup Championships during the 1985-86 and 1992-93 seasons...Born September 7, 1945, in Lasalle, Que.; Jacques and his wife, Mychele, have two sons, Patrice and Danyk, and one daughter, Magalie, as well as five grandchildren, Jeremy, Xavier, Zachary, Emma and Kara.

NHL COACHING RECORD

YEAR	TEAM	LEAGUE	REGULAR SEASON						PLAYOFFS			
			GC	W	L	O/T	PTS	PCT	GC	W	L	PCT
1983-84	Montreal	NHL	17	7	10	0	14	.412	15	9	6	.600
1984-85	Montreal	NHL	80	41	27	12	94	.588	12	6	6	.500
1993-94	DEVILS	NHL	84	47	25	12	106	.631	20	11	9	.550
1994-95	DEVILS	NHL	48	22	18	8	52	.542	20	16	4	.800
1995-96	DEVILS	NHL	82	37	33	12	86	.524	-	-	-	-
1996-97	DEVILS	NHL	82	45	23	14	104	.634	10	5	5	.500
1997-98	DEVILS	NHL	82	48	23	11	107	.652	6	2	4	.333
2000-01	Minnesota	NHL	82	25	39	18	68	.415	-	-	-	-
2001-02	Minnesota	NHL	82	26	35	21	73	.445	-	-	-	-
2002-03	Minnesota	NHL	82	42	29	11	95	.579	18	8	10	.444
2003-04	Minnesota	NHL	82	30	29	23	83	.506	-	-	-	-
2005-06	Minnesota	NHL	82	38	36	8	84	.512	-	-	-	-
2006-07	Minnesota	NHL	82	48	26	8	104	.634	5	1	4	.200
2007-08	Minnesota	NHL	82	44	28	10	98	.598	6	2	4	.333
2008-09	Minnesota	NHL	82	40	33	9	89	.543	-	-	-	-
2009-10	DEVILS	NHL	82	48	27	7	103	.628	-	-	-	-
	DEVILS TOTALS		460	247	149	64	558	.607	56	34	22	.607
	NHL TOTALS		1213	588	441	184	1360	.561	112	60	52	.536

NHL PLAYING RECORD

YEAR	TEAM	LEAGUE	REGULAR SEASON						PLAYOFFS				
			GP	G	A	PTS	PIM		GP	G	A	PTS	PIM
1967-68	Montreal	NHL	69	22	20	42	16	13	7	6	13		6
1968-69	Montreal	NHL	75	29	34	63	29	14	4	2	6		6
1969-70	Montreal	NHL	69	32	28	60	16	-	-	-	-		-
1970-71	Montreal	NHL	78	28	28	56	18	20	9	10	19		17
1971-72	Montreal	NHL	77	32	49	81	26	6	2	1	3		2
1972-73	Montreal	NHL	77	44	51	95	16	17	7	13	20		2
1973-74	Montreal	NHL	66	29	38	67	10	6	0	4	4		2
1974-75	Montreal	NHL	80	36	56	92	20	11	5	7	12		4
1975-76	Montreal	NHL	61	20	32	52	20	13	3	3	6		2
1976-77	Montreal	NHL	75	34	41	75	22	14	7	12	19		6
1977-78	Montreal	NHL	76	36	61	97	14	15	6	8	14		10
1978-79	Montreal	NHL	50	24	31	55	10	15	*11	12	*23		6
	NHL TOTALS		853	366	469	835	217	145	61	78	139		63

Played in NHL All-Star Game (1970, 1973) • Inducted into Hockey Hall of Fame (1984)

*Led League

2009-10 NEW JERSEY DEVILS COACHING STAFF BIOGRAPHIES

Mario Tremblay – Assistant Coach

In first season with Devils; was named to current post July 13, 2009...Joined organization after spending the previous nine seasons as an assistant coach with the Wild...Joined Minnesota on July 24, 2000 after serving the Canadiens as a professional scout for three seasons...Was named head coach of Montreal on October 21, 1995, a position he held for two seasons...Led squad to a 71-63-25=167pt (.525) mark and two post-season appearances...Prior to being named the 22nd head coach in team history, spent time as a radio and television sports commentator...As a player with Montreal, won four straight Stanley Cup Championships from 1975-76 through 1978-79; scored Cup-winning goal in 1978...Won his fifth Stanley Cup with the team in 1985-86...Recorded 258 goals and 326 assists for 584 points and 1,043 penalty minutes in 852 regular-season appearances, including career-high 33 goals, 40 assists and 73 points in 1981-82...A right wing, participated in post-season play for 11 straight NHL seasons from 1974-75 through 1984-85...Added 20 goals and 29 assists for 49 points in 101 playoff appearances...Suffered career-ending shoulder injury March 17, 1986 vs. Quebec...Upon joining Montreal in 1974, became youngest player in franchise history at age 18...Drafted in first round, 12th overall, in 1974 NHL Amateur Draft...Born September 2, 1956 in Alma, Que...Mario and his wife, Colette Germain, have two daughters, Claudia and Janie, and two grandsons, Matis and Danyk

COACHING RECORD

YEAR	TEAM	LEAGUE	REGULAR SEASON						PLAYOFFS			
			GC	W	L	O/T	PTS	PCT	GC	W	L	PCT
1995-96	Montreal	NHL	77	40	27	10	90	.584	6	2	4	.333
1996-97	Montreal	NHL	82	31	36	15	77	.470	5	1	4	.200
	NHL TOTALS		159	71	63	25	167	.525	11	3	8	.273

PLAYING RECORD

YEAR	TEAM	LEAGUE	REGULAR SEASON					PLAYOFFS				
			GP	G	A	PTS	PIM	GP	G	A	PTS	PIM
1972-73	Montreal	QMJHL	56	43	37	80	155	4	0	1	1	4
1973-74	Montreal	QMJHL	46	49	51	100	154	7	1	3	4	17
1974-75	Montreal	NHL	63	21	18	39	108	11	0	1	1	7
	Nova Scotia	AHL	15	10	8	18	47	-	-	-	-	-
1975-76	Montreal	NHL	71	11	16	27	88	10	0	1	1	27
1976-77	Montreal	NHL	74	18	28	46	61	14	3	0	3	9
1977-78	Montreal	NHL	56	10	14	24	44	5	2	1	3	16
1978-79	Montreal	NHL	76	30	29	59	74	13	3	4	7	13
1979-80	Montreal	NHL	77	16	26	42	105	10	0	11	11	14
1980-81	Montreal	NHL	77	25	38	63	123	3	0	0	0	9
1981-82	Montreal	NHL	80	33	40	73	66	5	4	1	5	24
1982-83	Montreal	NHL	80	30	37	67	87	3	0	1	1	7
1983-84	Montreal	NHL	67	14	25	39	112	15	6	3	9	31
1984-85	Montreal	NHL	75	31	35	66	120	12	2	6	8	30
1985-86	Montreal	NHL	56	19	20	39	55	-	-	-	-	-
	NHL TOTALS		852	258	326	584	1043	101	20	29	49	187



NEW JERSEY DEVILS

2009-10 New Jersey Devils COACHING STAFF BIOGRAPHIES

Tommy Albelin – Assistant Coach

In first career pro coaching assignment following 18-year NHL career; named to current post July 25, 2007...Former defenseman's career totals showed 44 goals and 211 assists for 255 points in 952 regular-season games with Quebec, New Jersey and Calgary...Saw action in 539 regular-season games over 12 seasons with the Devils, and was a member of its 1995 and 2003 Stanley Cup Championship teams...Also saw limited AHL action with Utica and Albany during that time...Re-signed as a free agent July 5, 2001, becoming fifth of 17 players in franchise history to re-join the team...Was traded to Calgary February 26, 1996 after eight seasons with New Jersey; played 339 games over five-plus seasons with Flames...First stint with Devils began with December 12, 1988 trade from Nordiques' organization...Made NHL debut October 8, 1987 after five seasons with Djurgardens (Swe)...Quebec's seventh choice and 152nd overall selection in 1983 Entry Draft...Represented Sweden as a player at 1998 Winter Olympic Games, 1996 World Cup, five World Championships, two World Junior Championships and two Canada Cup tournaments; was assistant coach during 2010 Olympic Winter Games...Served as color commentator for Swedish Television during 2001 Stanley Cup Finals...Spent 2006-07 season as a member of New Jersey's Alumni Association...45 years old; born May 21, 1964 in Stockholm, Swe...Tommy and his wife, Maria, have two children: son, Adam (19) and daughter, Amanda (13).

PLAYING RECORD

YEAR	TEAM	LEAGUE	REGULAR SEASON					PLAYOFFS				
			GP	G	A	PTS	PIM	GP	G	A	PTS	PIM
1981-82	Stocksunds	Swe.-2	22	2	6	8	-	-	-	-	-	-
1982-83	Djurgardens	Swe.	19	2	5	7	4	6	1	0	1	2
	Sweden	WJC-A	7	0	3	3	6	-	-	-	-	-
1983-84	Djurgardens	Swe.	30	9	4	13	26	4	0	1	1	2
	Sweden	WJC-A	7	1	3	4	10	-	-	-	-	-
1984-85	Djurgardens	Swe.	32	9	8	17	22	8	2	1	3	4
	Sweden	WEC-A	10	1	0	1	10	-	-	-	-	-
1985-86	Djurgardens	Swe.	35	4	8	12	26	-	-	-	-	-
	Sweden	WEC-A	10	3	0	3	12	-	-	-	-	-
1986-87	Djurgardens	Swe.	33	7	5	12	49	2	0	0	0	0
	Sweden	WEC-A	10	1	5	6	12	-	-	-	-	-
1987-88	Sweden	C Cup	6	2	2	4	2	-	-	-	-	-
	Quebec	NHL	60	3	23	26	47	-	-	-	-	-
1988-89	Quebec	NHL	14	2	4	6	27	-	-	-	-	-
	Halifax	AHL	8	2	5	7	4	-	-	-	-	-
	DEVILS	NHL	46	7	24	31	40	-	-	-	-	-
	Sweden	WEC-A	7	0	2	2	8	-	-	-	-	-
1989-90	DEVILS	NHL	68	6	23	29	63	-	-	-	-	-
1990-91	DEVILS	NHL	47	2	12	14	44	3	0	1	1	2
	Utica	AHL	14	4	2	6	10	-	-	-	-	-
1991-92	Sweden	C Cup	6	0	0	0	6	-	-	-	-	-
	DEVILS	NHL	19	0	4	4	4	1	1	1	2	0
	Utica	AHL	11	4	6	10	4	-	-	-	-	-
1992-93	DEVILS	NHL	36	1	5	6	14	5	2	0	2	0
1993-94	DEVILS	NHL	62	2	17	19	36	20	2	5	7	14
	Albany	AHL	4	0	2	2	17	-	-	-	-	-
1994-95	DEVILS	NHL	48	5	10	15	20	20	1	7	8	2
1995-96	DEVILS	NHL	53	1	12	13	14	-	-	-	-	-
	Calgary	NHL	20	0	1	1	4	4	0	0	0	0
1996-97	Sweden	W Cup	4	1	0	1	2	-	-	-	-	-
	Calgary	NHL	72	4	11	15	14	-	-	-	-	-
	Sweden	WC-A	11	1	3	4	2	-	-	-	-	-
1997-98	Calgary	NHL	69	2	17	19	32	-	-	-	-	-
	Sweden	Olym.	3	0	0	0	4	-	-	-	-	-
1998-99	Calgary	NHL	60	1	5	6	8	-	-	-	-	-
1999-00	Calgary	NHL	41	4	6	10	12	-	-	-	-	-
2000-01	Calgary	NHL	77	1	19	20	22	-	-	-	-	-
2001-02	DEVILS	NHL	42	1	3	4	4	6	0	0	0	0
2002-03	Albany	AHL	5	0	2	2	2	-	-	-	-	-
	DEVILS	NHL	37	1	6	7	6	16	1	0	1	2
2003-04	DEVILS	NHL	45	1	3	4	4	4	0	1	1	0
2004-05		D	N	O	T		P	L	A	Y		
2005-06	DEVILS	NHL	36	0	6	6	2	2	0	0	0	2
	DEVILS TOTALS		539	27	125	152	251	77	7	15	22	22
	NHL TOTALS		952	44	211	255	417	81	7	15	22	22

Swedish World All-Star Team (1987, 1997)

Traded to DEVILS by Quebec for future considerations (DEVILS' fourth-round choice in 1989 Entry Draft-Niclas Andersson), December 12, 1988. Traded to Calgary by DEVILS with Cale Hulse and Jocelyn Lemieux for Phil Housley and Dan Keczmer, February 26, 1996. Signed as a free agent by DEVILS, July 5, 2001.

2009-10 NEW JERSEY DEVILS COACHING STAFF BIOGRAPHIES

Scott Stevens – Assistant Coach

In first season as Devils' assistant coach and third season as a member of club's coaching staff...Spent 13 of his 22 NHL seasons with New Jersey and captained team to three Stanley Cup Championships...Inducted into Hockey Hall of Fame November 12, 2007...Announced his retirement as an active player on September 6, 2005 and remained with organization...On February 3, 2006, became first player in franchise history to have his number (4) retired...Playing career spanned 22 seasons with Washington, St. Louis and New Jersey...One of just four players in history to appear in 600 games with two separate teams (R. Brind'Amour, Phi., Car.; A. MacInnis, Cgy., StL.; & M. Messier, Edm., NYR)...Passed former Capitals' teammate L. Murphy (1,615) for most appearances by a defenseman in NHL history on November 26, 2003; currently sits second all-time (C. Chelios)...Games-played total is sixth all-time, trailing only G. Howe, Messier, R. Francis, Chelios and D. Andreychuk among all players...His 233 career playoff games by a defenseman are third (Chelios & N. Lidstrom), while his 20 years in the playoffs are tied for third all-time...In leading Devils to the 2003 Stanley Cup, participated in his NHL record-tying 13th career game seven (P. Roy)...Appeared in 879 regular-season games in which his team has been victorious, the second most in NHL history (Chelios)...Ranks third on the Devils' all-time games-played list, fourth all-time in assists and tied for seventh in points...Posted a career-high 78 points and league-leading plus-53 mark in 1993-94, becoming the only defenseman ever to lead New Jersey in scoring...His 18 goals that season are the most by a defenseman in team history, while his 60 assists still stand as the club's single-season record...In 2000, became just the seventh defenseman to receive the Conn Smythe Trophy as playoff MVP, leading the team to its second of three championships...Named to the NHL's First All-Star Team following the 1987-88 and 1993-94 seasons, the league's Second All-Star Team three times, while appearing in 13 mid-season All-Star Games, serving as captain in 2003...Was also named to the NHL All-Rookie Team in 1982-83...Acquired by New Jersey from St. Louis on September 3, 1991 as compensation for the Blues' signing of free agent forward B. Shanahan...Began his NHL career in 1982 with Washington and remained with team for eight seasons through 1989-90...Was Washington's first choice, and fifth overall selection in the 1982 Entry Draft...Played for the Memorial Cup-winning Kitchener Rangers in 1981-82, and was born April 1, 1964 in Kitchener, Ont...International experience included the 1998 Olympic Winter Games, 1996 World Cup, 1991 Canada Cup and four World Championship tournaments...Scott and his wife, Donna, have three children: daughters, Kaitlin (20) and Kara (14) and son, Ryan (19).

NHL PLAYING RECORD

YEAR	TEAM	LEAGUE	REGULAR SEASON					PLAYOFFS				
			GP	G	A	PTS	PIM	GP	G	A	PTS	PIM
1982-83	Washington	NHL	77	9	16	25	195	4	1	0	1	26
1983-84	Washington	NHL	78	13	32	45	201	8	1	8	9	21
1984-85	Washington	NHL	80	21	44	65	221	5	0	1	1	20
1985-86	Washington	NHL	73	15	38	53	165	9	3	8	11	12
1986-87	Washington	NHL	77	10	51	61	283	7	0	5	5	19
1987-88	Washington	NHL	80	12	60	72	184	13	1	11	12	46
1988-89	Washington	NHL	80	7	61	68	225	6	1	4	5	11
1989-90	Washington	NHL	56	11	29	40	154	15	2	7	9	25
1990-91	St. Louis	NHL	78	5	44	49	150	13	0	3	3	36
1991-92	DEVILS	NHL	68	17	42	59	124	7	2	1	3	29
1992-93	DEVILS	NHL	81	12	45	57	120	5	2	2	4	10
1993-94	DEVILS	NHL	83	18	60	78	112	20	2	9	11	42
1994-95	DEVILS	NHL	48	2	20	22	56	20	1	7	8	24
1995-96	DEVILS	NHL	82	5	23	28	100	-	-	-	-	-
1996-97	DEVILS	NHL	79	5	19	24	70	10	0	4	4	2
1997-98	DEVILS	NHL	80	4	22	26	80	6	1	0	1	8
1998-99	DEVILS	NHL	75	5	22	27	64	7	2	1	3	10
1999-00	DEVILS	NHL	78	8	21	29	103	23	3	8	11	6
2000-01	DEVILS	NHL	81	9	22	31	71	25	1	7	8	37
2001-02	DEVILS	NHL	82	1	16	17	44	6	0	0	0	4
2002-03	DEVILS	NHL	81	4	16	20	41	24	3	6	9	14
2003-04	DEVILS	NHL	38	3	9	12	22	-	-	-	-	-
DEVILS TOTALS			956	93	337	430	1007	153	17	45	62	186
NHL TOTALS			1635	196	712	908	2785	233	26	92	118	402

NHL All-Rookie Team (1983) • NHL First All-Star Team (1988, 1994) • NHL Second All-Star Team (1992, 1997, 2001) • Won Alka-Seltzer Plus Award (1994) • Played in NHL All-Star Game (1985, 1989, 1991 to 1994, 1996 to 2001, 2003) • Won Conn Smythe Trophy (MVP in Playoffs) (2000) • Inducted into Hockey Hall of Fame (2007)

*Led League

Signed as a free agent by St. Louis, July 12, 1990. Acquired by DEVILS from St. Louis as compensation for Brendan Shanahan, September 3, 1991.



NEW JERSEY DEVILS

2009-10 NEW JERSEY DEVILS COACHING STAFF BIOGRAPHIES

Jacques Caron – Goaltending Coach

In 17th season in current post and with Devils' organization; joined club August 9, 1993...Works with all goalies in the organization, including NHL, AHL, ECHL and prospects...Spent 12 years (1980-81–1991-92) serving Hartford Whalers organization in various capacities, including time as a member of their coaching staff at both the AHL and NHL levels...Spent 1990-91 and 1991-92 seasons as Whalers' NHL goaltending coach...Began post-playing career in 1977-78 with appointment as general manager of the AHL Binghamton Broomdusters; remained with Binghamton staff after sale of club to Hartford organization prior to 1980-81 season...Professional playing career began in 1959-60 and spanned 18 years...Played 72 regular-season NHL games in goal with Los Angeles, St. Louis and Vancouver between 1967-68 and 1973-74; compiled NHL career record of 24-29-11, with two shutouts and 3.29 goals-against average...Posted best NHL season with St. Louis in 1971-72 when he turned in a 2.52 GAA in 28 games played...Outstanding AHL career was highlighted by seven-year stay with Springfield, 1961-62 to 1967-68...Final season as an active player was spent with World Hockey Association's Cincinnati Stingers in 1976-77...Born April 21, 1939 in Noranda, Que...Jacques resides in Binghamton, NY.

PLAYING RECORD

YEAR	TEAM	LEAGUE	REGULAR SEASON								PLAYOFFS							
			GP	W	L	T	MIN	GA	SO	AVG	GP	W	L	MIN	GA	SO	AVG	
1956-57	Toronto	OHA	10	-	-	-	600	29	2	2.90	-	-	-	-	-	-	-	
1957-58	Peterborough	OHA	31	-	-	-	1840	113	1	3.68	4	-	-	240	14	0	3.50	
1958-59	Peterborough	OHA	43	24	14	4	2580	129	2	3.00	13	9	3	780	35	2	2.69	
1959-60	Washington	EHL	55	-	-	-	3300	218	3	3.97	-	-	-	-	-	-	-	
1960-61	Rouyn-Noranda	NOHA	-	-	-	-	-	-	-	-	-	-	-	-	-	-	-	
1961-62	Springfield	AHL	5	3	2	0	300	17	1	3.40	-	-	-	-	-	-	-	
	Charlotte	EHL	5	-	-	-	300	26	0	5.20	-	-	-	-	-	-	-	
1962-63	Springfield	AHL	38	13	16	4	2180	112	2	3.08	-	-	-	-	-	-	-	
1963-64	Springfield	AHL	31	12	14	1	1780	110	0	3.71	-	-	-	-	-	-	-	
1964-65	Springfield	AHL	55	21	29	4	3321	195	2	3.52	-	-	-	-	-	-	-	
1965-66	Springfield	AHL	33	15	15	1	1832	80	2	2.62	6	3	3	360	14	0	2.33	
1966-67	Springfield	AHL	35	11	17	5	1866	136	1	4.37	-	-	-	-	-	-	-	
1967-68	Springfield	AHL	42	19	18	4	2393	151	0	3.79	-	-	-	-	-	-	-	
	Los Angeles	NHL	1	0	1	0	60	4	0	4.00	-	-	-	-	-	-	-	
1968-69	Denver	WHL	31	7	21	3	1764	122	2	4.15	-	-	-	-	-	-	-	
	Los Angeles	NHL	3	0	1	0	140	9	2	3.86	-	-	-	-	-	-	-	
1969-70	Denver	WHL	31	8	16	4	1548	120	0	4.65	-	-	-	-	-	-	-	
1970-71	Denver	WHL	30	10	13	4	1668	109	2	3.92	2	0	2	120	9	0	4.50	
1971-72	Denver	WHL	20	15	3	0	1160	45	0	2.32	-	-	-	-	-	-	-	
	St. Louis	NHL	28	14	8	5	1619	68	1	2.52	9	4	5	499	26	0	3.13	
1972-73	St. Louis	NHL	30	8	14	5	1562	92	1	3.53	3	0	2	140	8	0	3.43	
1973-74	Vancouver	NHL	10	2	5	1	4465	38	0	4.90	-	-	-	-	-	-	-	
1974-75	Syracuse	AHL	50	16	21	9	2755	170	0	3.70	1	0	1	60	8	0	8.00	
1975-76	Syracuse	NAHL	32	-	-	-	1725	90	3	3.10	-	-	-	-	-	-	-	
	Cleveland	WHA	2	1	0	1	130	8	0	3.69	-	-	-	-	-	-	-	
1976-77	Syracuse	NAHL	22	-	-	-	1307	83	1	3.63	-	-	-	-	-	-	-	
	Cincinnati	WHA	24	13	6	2	1292	61	3	2.83	1	0	1	14	3	0	12.86	
1977-78	Binghamton	AHL	1	0	0	0	1	0	0	0.00	-	-	-	-	-	-	-	
1978-79	D	I	D	N	O	T			P		L		A	Y				
1979-80	D	I	D	N	O	T			P		L		A	Y				
1980-81	Binghamton	AHL	1	0	0	0	19	1	0	3.16	-	-	-	-	-	-	-	
	WHA TOTALS		26	14	6	3	1422	69	2	2.91	1	0	1	14	3	0	12.86	
	NHL TOTALS		72	24	29	11	3846	211	2	3.29	12	4	7	639	34	0	3.19	

NAHL First All-Star Team (1976)

Rights transferred to Los Angeles when NHL club purchased Springfield (AHL) franchise, May, 1967. Claimed by St. Louis (Denver-WHL) from Los Angeles in Reverse Draft, June 12, 1969. Selected by Dayton-Houston (WHA) in 1972 WHA General Player Draft, February 12, 1972. Claimed by Vancouver (Seattle-WHL) from St. Louis in Reverse Draft, June 15, 1973. Traded to Buffalo by Vancouver for future considerations, September 15, 1974. WHA rights traded to Cleveland (WHA) by Houston (WHA) for future considerations, February, 1976. Signed as a free agent by Cincinnati (WHA) after Cleveland (WHA) franchise folded, July, 1976.

2009-10 NEW JERSEY DEVILS COACHING STAFF BIOGRAPHIES

Chris Terreri – Goaltending Coach

In ninth season as a member of coaching staff, and 19th year with organization, including time spent as a player...Played in 406 games with New Jersey, San Jose, Chicago and the NY Islanders during his 13-season career...Is second on the club's all-time games played list (302) among goaltenders; is also second in minutes (16,561), wins (118), shutouts (7) and ties (34)...Had identical career 3.07 GAA with Devils/in NHL...A member of New Jersey's 1995 and 2000 Stanley Cup Championship squads...Became a regular in the Devils' lineup during the 1989-90 season after making his Devils/NHL debut October 18, 1986...Spent 1986 through 1989 seasons with AHL's Maine Mariners and Utica Devils...A member of the United States Olympic Team in 1988; also represented U.S. during 1985, '86, '87 and '97 World Championships...New Jersey's third selection, and the 87th overall pick in the 1983 Entry Draft...Joined Devils after prestigious four-year career at Providence College, which included two NCAA Final Four appearances; was Hockey East's Player of the Year in 1985...45 years old; born November 15, 1964 in Providence, RI...Chris and his wife, Jennifer, have two daughters: 11-year-old Celia Rose and ten-year-old Jillian Jayne.

PLAYING RECORD

YEAR	TEAM	LEAGUE	REGULAR SEASON								PLAYOFFS						
			GP	W	L	T	MIN	GA	SO	AVG	GP	W	L	MIN	GA	SO	AVG
1982-83	Providence	ECAC	11	7	1	0	528	17	2	1.93	-	-	-	-	-	-	-
1983-84	Providence	ECAC	10	4	2	0	391	20	0	3.07	-	-	-	-	-	-	-
1984-85	Providence	HE	33	15	13	5	1956	116	1	3.35	-	-	-	-	-	-	-
	United States	WEC-A	3	-	-	-	111	12	-	6.48	-	-	-	-	-	-	-
1985-86	Providence	HE	22	6	16	0	1320	84	0	3.74	-	-	-	-	-	-	-
	United States	WEC-A	5	-	-	-	286	20	1	4.20	-	-	-	-	-	-	-
1986-87	DEVILS	NHL	7	0	3	1	286	21	0	4.41	-	-	-	-	-	-	-
	Maine	AHL	14	4	9	1	765	57	0	4.47	-	-	-	-	-	-	-
1987-88	United States	WEC-A	2	0	2	0	100	12	0	7.20	-	-	-	-	-	-	-
	United States	Nat'l	26	17	7	2	1430	81	0	3.40	-	-	-	-	-	-	-
	United States	Olym.	3	1	1	0	127	14	0	6.58	-	-	-	-	-	-	-
	Utica	AHL	7	5	1	0	399	18	0	2.71	-	-	-	-	-	-	-
1988-89	Utica	AHL	39	20	15	3	2314	132	0	3.42	2	0	1	80	6	0	4.50
	DEVILS	NHL	8	0	4	2	402	18	0	2.69	-	-	-	-	-	-	-
1989-90	DEVILS	NHL	35	15	12	3	1933	110	0	3.41	4	2	2	238	13	0	3.28
1990-91	DEVILS	NHL	53	24	21	7	2971	144	1	2.91	7	3	4	428	21	0	2.94
1991-92	DEVILS	NHL	54	22	22	10	3185	169	1	3.18	7	3	3	386	23	0	3.58
1992-93	DEVILS	NHL	48	19	21	3	2672	151	2	3.39	4	1	3	219	17	0	4.66
1993-94	DEVILS	NHL	44	20	11	4	2340	106	2	2.72	4	3	0	200	9	0	2.70
1994-95	DEVILS	NHL	15	3	7	2	734	31	0	2.53	1	0	0	8	0	0	0.00
1995-96	DEVILS	NHL	4	3	0	0	210	9	0	2.57	-	-	-	-	-	-	-
	San Jose	NHL	46	13	29	1	2516	155	0	3.70	-	-	-	-	-	-	-
	San Jose	NHL	22	6	10	3	1200	55	0	2.75	-	-	-	-	-	-	-
1996-97	Chicago	NHL	7	4	1	2	429	19	0	2.66	2	0	0	44	3	0	4.09
	United States	WC-A	6	2	3	1	357	16	0	2.69	-	-	-	-	-	-	-
	Chicago	NHL	21	8	10	2	1222	49	2	2.41	-	-	-	-	-	-	-
1997-98	Indianapolis	IHL	3	2	0	1	180	3	1	1.00	-	-	-	-	-	-	-
	DEVILS	NHL	12	8	3	1	726	30	1	2.48	-	-	-	-	-	-	-
1998-99	DEVILS	NHL	12	2	9	0	649	37	0	3.42	-	-	-	-	-	-	-
1999-00	DEVILS	NHL	10	2	5	1	453	21	0	2.78	-	-	-	-	-	-	-
	NY Islanders	NHL	8	2	4	1	443	18	0	2.44	-	-	-	-	-	-	-
DEVILS TOTALS			302	118	118	34	16561	847	7	3.07	27	12	12	1479	83	0	3.37
NHL TOTALS			406	151	172	43	22370	1143	9	3.07	29	12	12	1523	86	0	3.39

NCAA Championship Tournament MVP (1985) • NCAA Championship All-Tournament Team (1985) • Hockey East Player of the Year (1985)
NCAA East First All-American Team (1985) • Hockey East Tournament MVP (1985) • Hockey East First All-Star Team (1985) • Academic
All-American Team (1985) • NCAA East Second All-American Team (1986) • WEC-A Second All-Star Team (1986)

Traded to San Jose by DEVILS for San Jose's second-round choice (later traded to Pittsburgh-Pavel Skrbek) in 1996 Entry Draft, November 15, 1995. Traded to Chicago by San Jose with Ulf Dahlen, Michal Sykora and a conditional choice (sixth round-Jari Viuhkola) in 1998 Entry Draft for Ed Belfour, January 25, 1997. Traded to DEVILS by Chicago for DEVILS' second-round choice (Stepan Mokhov) in 1999 Entry Draft, August 25, 1998. Claimed by Minnesota from DEVILS in NHL Expansion Draft, June 23, 2000. Traded to DEVILS by Minnesota with Minnesota's ninth-round choice (later transferred to Tampa Bay-Thomas Ziegler) in 2000 Entry Draft for Brad Bombardir, June 23, 2000. Traded to NY Islanders by DEVILS with DEVILS' ninth-round choice (Juha-Pekka Ketola) in 2001 Entry Draft for John Vanbiesbrouck, March 12, 2001.



NEW JERSEY DEVILS

MARTIN BRODEUR GOALTENDER #30



Born, Montreal, Que., May 6, 1972;

Catches left. 6'2", 215 lbs.;

New Jersey's 1st choice, 20th overall, in 1990 Entry Draft.

BIO: Winner of Jennings Trophy for fewest team goals allowed for fifth time...Led league in wins (45) for ninth time, shutouts (9) for fifth time in 16-season NHL career; reached 70-plus games-played mark for 12th time...Forty-five wins was second-highest total of career (NHL record 48, '06-07)...Extended own NHL record for career shutouts to 110/career wins to 600 in 3-0 win Apr. 6 at Atlanta (19 saves); stopped all 26 shots faced in previous start Apr. 3 at Carolina to post shutouts in consecutive starts for seventh time in regular-season career (last time, Oct. 26-28, '06)...Reached 40-win mark for league-record eighth time with 6-3 decision Mar. 23 vs. Columbus (19 saves); no one else in history has more than three 40-win campaigns (E. Nabokov, '09-10, '08-09 & '07-08; M. Kiprusoff, '08-09, '06-07 & '05-06; J. Plante; '55-56, '59-60 & '61-62; & T. Sawchuk, '50-51, '51-52 & '54-55)...In Dec./Jan., became just the second netminder in NHL history to play in 15-or-more games in consecutive months (T. Sawchuk, Dec./Jan. '54-55)...Picked up his third ShO of the season/104th career, surpassing Sawchuk's NHL record, with 4-0 decision Dec. 21 at Pittsburgh (35 saves); tied mark with 3-0 victory Dec. 7 at Buffalo (22 saves)...Surpassed P. Roy for most games played (1,029) among goaltenders in NHL history with 4-2 win Dec. 18 vs. Ottawa...Named NHL's *Second Star of the Week* for the period ending Nov. 29; posted 3-0-0 mark with .963 save percentage and 0.97 goals-against average during stretch...Became league's all-time minutes-played leader, passing Roy (60,235) during 2-1 shootout win Nov. 27 at Boston...Started his 1,000th career NHL game in 3-2 win Nov. 7 at Ottawa...Became just the second netminder in league history (Roy) to reach the 1,000 games-played mark in season-opener Oct. 3 vs. Philadelphia (22 saves); extended own NHL record for most consecutive season-openers with same team (15)...First all-time with 57 overtime/34 shootout wins...Totaled three assists: Mar. 15 vs. Boston, Dec. 18 vs. Ottawa, and Dec. 12 vs. Philadelphia...Was 1-1, with a .867 save %, and 2.90 GAA in two games played for Gold Medal-winning Team Canada at 2010 Olympic Winter Games...Along with S. Brylin, K. Daneyko, S. Niedermayer and S. Stevens, was a member of all three of New Jersey's Stanley Cup Championship teams...Started 165 consecutive post-season games, the longest stretch among goaltenders in NHL history...Is first on the NHL's all-time post-season list with a 1.98 GAA and tied for first (Roy) with 23 ShO; is second to Roy with 98 wins (151) and 176 games played (247)...Passed K. Daneyko (175) into first place on New Jersey's all-time post-season games-played list in game seven of 2009 Eastern Conference Quarterfinals vs. Carolina.

YEAR	TEAM	LEAGUE	REGULAR SEASON								PLAYOFFS						
			GP	W	L	O/T	MIN	GA	SO	AVG	GP	W	L	MIN	GA	SO	AVG
1989-90	St. Hyacinthe	QMJHL	42	23	13	2	2333	156	0	4.01	12	5	7	678	46	0	4.07
1990-91	St. Hyacinthe	QMJHL	52	22	24	4	2946	162	2	3.30	4	0	4	232	16	0	4.14
1991-92	St. Hyacinthe	QMJHL	48	27	16	4	2846	161	2	3.39	5	2	3	317	14	0	2.65
	DEVILS	NHL	4	2	1	0	179	10	0	3.35	1	0	1	32	3	0	5.63
1992-93	Utica	AHL	32	14	13	5	1952	131	0	4.03	4	1	3	258	18	0	4.19
1993-94	DEVILS	NHL	47	27	11	8	2625	105	3	2.40	17	8	9	1171	38	1	1.95
1994-95	DEVILS	NHL	40	19	11	6	2184	89	3	2.45	*20	*16	4	*1222	34	*3	*1.67
1995-96	DEVILS	NHL	77	34	30	12	*4433	173	6	2.34	-	-	-	-	-	-	-
	Canada	WC-A	3	-	-	-	180	9	0	3.00	-	-	-	-	-	-	-
1996-97	Canada	W Cup	2	0	1	0	60	4	0	4.00	-	-	-	-	-	-	-
	DEVILS	NHL	67	37	14	13	3838	120	*10	*1.88	10	5	5	659	19	2	*1.73
1997-98	DEVILS	NHL	70	*43	17	8	4128	130	10	1.89	6	2	4	366	12	0	1.97
	Canada	Olym.	-	-	-	-	-	-	-	-	-	-	-	-	-	-	-
1998-99	DEVILS	NHL	*70	*39	21	10	*4239	162	4	2.29	7	3	4	425	20	0	2.82
1999-00	DEVILS	NHL	72	*43	20	8	4312	161	6	2.24	*23	*16	7	*1450	39	2	*1.61
2000-01	DEVILS	NHL	72	*42	17	11	4297	166	9	2.32	*25	15	10	*1505	52	*4	2.07
2001-02	DEVILS	NHL	*73	38	26	9	*4347	156	4	2.15	6	2	4	381	9	1	1.42
	Canada	Olym.	5	4	0	1	300	9	0	1.80	-	-	-	-	-	-	-
2002-03	DEVILS	NHL	73	*41	23	9	4374	147	*9	2.02	*24	*16	8	*1491	41	*7	1.65
2003-04	DEVILS	NHL	*75	*38	26	11	*4555	154	*11	2.03	5	1	4	298	13	0	2.62
2004-05	Canada	W Cup	5	5	0	0	300	5	1	1.00	-	-	-	-	-	-	-
	Canada	WC-A	7	5	2	0	419	20	0	2.87	-	-	-	-	-	-	-
2005-06	DEVILS	NHL	73	*43	23	7	4365	187	5	2.57	9	5	4	533	20	1	2.25
	Canada	Olym.	4	2	2	0	239	8	0	2.01	-	-	-	-	-	-	-
2006-07	DEVILS	NHL	*78	*48	23	7	*4697	171	*12	2.18	11	5	6	688	28	1	2.44
2007-08	DEVILS	NHL	*77	44	27	6	*4635	168	4	2.17	5	1	4	301	16	0	3.19
2008-09	DEVILS	NHL	31	19	9	3	1814	73	5	2.41	7	3	4	427	17	1	2.39
2009-10	DEVILS	NHL	*77	*45	25	6	*4499	168	*9	2.24	-	-	-	-	-	-	-
	Canada	Olym.	2	1	1	0	124	6	0	2.90	-	-	-	-	-	-	-
DEVILS TOTALS			1076	602	324	134	63521	2340	110	2.21	176	98	78	10949	361	23	1.98
NHL TOTALS			1076	602	324	134	63521	2340	110	2.21	176	98	78	10949	361	23	1.98

QMJHL All-Rookie Team (1990) • QMJHL Second All-Star Team (1992) • Won Calder Memorial Trophy (Top NHL Rookie) (1994) • NHL/Upper Deck All-Rookie Team (1994) • Won William M. Jennings Trophy (Fewest Team Goals Allowed) (1997, 1998, 2003, 2004, 2010) • NHL Second All-Star Team (1997, 1998, 2006, 2008) Played in NHL All-Star Game (1996 to 2001, 2003, 2004, 2007) • Won Vezina Trophy (Top NHL Goaltender) (2003, 2004, 2007, 2008) • NHL First All-Star Team (2003, 2004, 2007) • World Cup All-Tournament Team (2004)

*Led League

2009-10 SEASON IN REVIEW


GAME-BY-GAME

	Date	Opp	Dec	SA	GA	SV	SV%	ESA	EGA	ESV	ESV%	PSA	PGA	PSV	PSV%	SSA	SGA	SSV	SSV%	SO	G	A	PIM		
Oct	3	09	PHI	L	27	5	22	.815	23	5	18	.783	4	0	4	1.000	0	0	0	-	0	0	0	0	
Oct	5	09	NYR	L	26	3	23	.885	22	1	21	.955	3	2	1	.333	1	0	1	1.000	0	0	0	0	
Oct	8	09	TBL	W	44	3	41	.932	33	2	31	.939	11	1	10	.909	0	0	0	-	0	0	0	0	
Oct	10	09	FLA	W	21	2	19	.905	15	1	14	.933	4	1	3	.750	2	0	2	1.000	0	0	0	0	
Oct	12	09	WSH	W	33	2	31	.939	17	2	15	.882	15	0	15	1.000	1	0	1	1.000	0	0	0	2	
Oct	16	09	ATL	L	19	4	15	.789	10	1	9	.900	6	2	4	.667	3	1	2	.667	0	0	0	0	
Oct	17	09	CAR	W	26	0	26	1.000	24	0	24	1.000	0	0	0	-	2	0	2	1.000	1	0	0	0	
Oct	22	09	NYR	W	31	2	29	.935	27	1	26	.963	4	1	3	.750	0	0	0	-	0	0	0	0	
Oct	24	09	PIT	W	33	1	32	.970	27	1	26	.963	5	0	5	1.000	1	0	1	1.000	0	0	0	0	
Oct	28	09	BUF	L	27	4	23	.852	24	3	21	.875	2	1	1	.500	1	0	1	1.000	0	0	0	0	
Oct	29	09	BOS	DID NOT PLAY																					
Oct	31	09	TBL	W	19	1	18	.947	17	1	16	.941	2	0	2	1.000	0	0	0	-	0	0	0	0	
Nov	4	09	WSH	W	28	2	26	.929	27	2	25	.926	1	0	1	1.000	0	0	0	-	0	0	0	0	
Nov	6	09	NYI	DID NOT PLAY																					
Nov	7	09	OTT	W	21	2	19	.905	19	2	17	.895	1	0	1	1.000	1	0	1	1.000	0	0	0	0	
Nov	11	09	ANA	W	32	1	31	.969	23	1	22	.957	8	0	8	1.000	1	0	1	1.000	0	0	0	0	
Nov	12	09	PIT	W	26	1	25	.962	21	1	20	.952	4	0	4	1.000	1	0	1	1.000	0	0	0	0	
Nov	14	09	WSH	W	29	2	27	.931	27	1	26	.963	1	1	0	.000	1	0	1	1.000	0	0	0	0	
Nov	16	09	PHI	L	35	3	32	.914	33	2	31	.939	2	1	1	.500	0	0	0	-	0	0	0	0	
Nov	19	09	NSH	OT	28	2	26	.929	26	1	25	.962	2	1	1	.500	0	0	0	-	0	0	0	0	
Nov	21	09	DAL	L	17	2	15	.882	15	2	13	.867	2	0	2	1.000	0	0	0	-	0	0	0	0	
Nov	25	09	OTT	W	25	1	24	.960	25	1	24	.960	0	0	0	-	0	0	0	-	0	0	0	0	
Nov	27	09	BOS	W	33	1	32	.970	33	1	32	.970	0	0	0	-	0	0	0	-	0	0	0	0	
Nov	28	09	NYI	W	23	1	22	.957	21	1	20	.952	2	0	2	1.000	0	0	0	-	0	0	0	0	
Dec	2	09	VAN	L	26	5	21	.808	24	5	19	.792	2	0	2	1.000	0	0	0	-	0	0	0	0	
Dec	4	09	TBL	W	24	2	22	.917	15	1	14	.933	7	1	6	.857	2	0	2	1.000	0	0	0	0	
Dec	5	09	DET	W	31	3	28	.903	30	2	28	.933	1	1	0	.000	0	0	0	-	0	0	0	0	
Dec	7	09	BUF	W	22	0	22	1.000	20	0	20	1.000	2	0	2	1.000	0	0	0	-	1	0	0	0	
Dec	9	09	CAR	W	23	2	21	.913	19	1	18	.947	3	1	2	.667	1	0	1	1.000	0	0	0	0	
Dec	11	09	FLA	L	22	4	18	.818	18	3	15	.833	4	1	3	.750	0	0	0	-	0	0	0	0	
Dec	12	09	PHI	W	23	1	22	.957	16	0	16	1.000	3	1	2	.667	4	0	4	1.000	0	0	1	0	
Dec	16	09	MTL	W	18	1	17	.944	15	0	15	1.000	1	0	1	1.000	2	1	1	.500	0	0	0	0	
Dec	18	09	OTT	W	29	2	27	.931	20	2	18	.900	9	0	9	1.000	0	0	0	-	0	0	1	0	
Dec	19	09	ATL		6	3	3	.500	6	3	3	.500	0	0	0	-	0	0	0	-	0	0	0	0	
Dec	21	09	PIT		W	35	0	35	1.000	27	0	27	1.000	8	0	8	1.000	0	0	0	-	1	0	0	0
Dec	26	09	WSH	L	40	4	36	.900	31	4	27	.871	4	0	4	1.000	5	0	5	1.000	0	0	0	0	
Dec	28	09	ATL	W	26	2	24	.923	25	2	23	.920	0	0	0	-	1	0	1	1.000	0	0	0	0	
Dec	30	09	PIT	W	32	0	32	1.000	28	0	28	1.000	1	0	1	1.000	3	0	3	1.000	1	0	0	0	
Dec	31	09	CHI	L	36	5	31	.861	28	4	24	.857	7	1	6	.857	1	0	1	1.000	0	0	0	0	
Jan	2	10	MIN	W	32	3	29	.906	29	2	27	.931	1	0	1	1.000	2	1	1	.500	0	0	0	0	
Jan	5	10	DAL	W	28	0	28	1.000	19	0	19	1.000	6	0	6	1.000	3	0	3	1.000	1	0	0	0	
Jan	8	10	TBL	L	7	3	4	.571	4	1	3	.750	3	2	1	.333	0	0	0	-	0	0	0	0	
Jan	9	10	MTL	W	30	1	29	.967	21	0	21	1.000	8	1	7	.875	1	0	1	1.000	0	0	0	0	
Jan	12	10	NYR	W	51	0	51	1.000	47	0	47	1.000	4	0	4	1.000	0	0	0	-	1	0	0	0	
Jan	14	10	PHX	L	19	4	15	.789	17	3	14	.824	2	1	1	.500	0	0	0	-	0	0	0	0	
Jan	16	10	COL	L	27	2	25	.926	22	2	20	.909	4	0	4	1.000	1	0	1	1.000	0	0	0	0	
Jan	18	10	NYI	L	32	4	28	.875	21	3	18	.857	11	1	10	.909	0	0	0	-	0	0	0	0	
Jan	20	10	FLA	W	22	0	22	1.000	18	0	18	1.000	4	0	4	1.000	0	0	0	-	1	0	0	0	
Jan	22	10	MTL	L	24	3	21	.875	23	3	20	.870	1	0	1	1.000	0	0	0	-	0	0	0	0	
Jan	23	10	NYI	W	22	2	20	.909	14	0	14	1.000	8	2	6	.750	0	0	0	-	0	0	0	0	
Jan	26	10	OTT	L	12	3	9	.750	11	3	8	.727	1	0	1	1.000	0	0	0	-	0	0	0	0	
Jan	27	10	BUF	OT	31	1	30	.968	30	1	29	.967	0	0	0	-	1	0	1	1.000	0	0	0	0	
Jan	29	10	TOR	W	29	4	25	.862	25	4	21	.840	4	0	4	1.000	0	0	0	-	0	0	0	0	
Jan	31	10	LAK	L	22	3	19	.864	20	2	18	.900	2	1	1	.500	0	0	0	-	0	0	0	0	
Feb	2	10	TOR	DID NOT PLAY																					
Feb	5	10	TOR	W	20	3	17	.850	16	1	15	.938	4	2	2	.500	0	0	0	-	0	0	0	0	
Feb	6	10	NYR	L	25	3	22	.880	22	2	20	.909	3	1	2	.667	0	0	0	-	0	0	0	0	
Feb	8	10	PHI	L	37	3	34	.919	25	2	23	.920	12	1	11	.917	0	0	0	-	0	0	0	0	
Feb	10	10	PHI	OT	15	3	12	.800	12	3	9	.750	3	0	3	1.000	0	0	0	-	0	0	0	2	
Feb	12	10	NSH	W	21	2	19	.905	17	1	16	.941	3	1	2	.667	1	0	1	1.000	0	0	0	0	
Feb	13	10	CAR	L	22	4	18	.818	15	2	13	.867	7	2	5	.714	0	0	0	-	0	0	0	0	
Mar	2	10	SJS	W	20	3	17	.850	19	2	17	.895	1	1	0	.000	0	0	0	-	0	0	0	0	
Mar	5	10	CGY	L	25	5	20	.800	23	4	19	.826	1	0	1	1.000	1	1	0	.000	0	0	0	0	
Mar	7	10	EDM	L	35	2	33	.943	30	2	28	.933	5	0											



NEW JERSEY DEVILS

DAVID CLARKSON RIGHT WING #23



Born, Toronto, Ont., March 31, 1984;
Shoots right. 6'1", 200 lbs.;
Not drafted, signed as a free agent.

BIO: Playing time was limited to 46 games after averaging 81-plus appearances during his first two full NHL seasons...Stats show five multiple-point games, all two-point games: three 1g-1a efforts, most recently Apr. 3 at Carolina, and two two-assist matches, most recently Oct. 24 at Pittsburgh...Recorded points in season-high four straight games twice: Nov. 6-12 (3g-2a-5pts) and Oct. 5-12 (2g-3a-5pts); also had points in back-to-back games Oct. 22-24 (3a)...Notched game-determining goal on first/only career shootout attempt Oct. 31 at Tampa Bay...Appeared in 200th career NHL game Mar. 12 vs. Pittsburgh...Extended games-played streak to career-high 168 from Nov. 16, 2007-Nov. 27, 2009...Suffered non-displaced fracture of bone above ankle in final game of stretch; missed 13 games...Also missed 23 contests Dec. 31-Feb. 13 with lower body injury...A member of Kitchener's 2003 OHL Championship/Memorial Cup Championship team.

YEAR	TEAM	LEAGUE	REGULAR SEASON											PLAYOFFS				
			GP	G	A	PTS	+/-	PIM	PP	SH	GW	GT	S	GP	G	A	PTS	PIM
2000-01	Port Hope	OPJHL	47	18	14	32	-	118	-	-	-	-	-	-	-	-	-	-
2001-02	Belleville	OHL	22	2	7	9	-	34	-	-	-	-	-	8	1	1	2	6
	Aurora	OPJHL	37	26	21	47	-	141	-	-	-	-	-	-	-	-	-	-
2002-03	Belleville	OHL	3	0	0	0	-	11	-	-	-	-	-	-	-	-	-	-
	Kitchener	OHL	54	17	11	28	-	122	-	-	-	-	-	21	4	3	7	23
	Kitchener	OHL	55	22	17	39	-	173	-	-	-	-	-	-	-	-	-	-
2003-04	Kitchener	OHL	51	33	21	54	-	145	-	-	-	-	-	15	6	2	8	40
2004-05	Albany	AHL	56	13	21	34	-	233	-	-	-	-	-	-	-	-	-	-
2006-07	Lowell	AHL	67	20	18	38	-	150	-	-	-	-	-	-	-	-	-	-
	DEVILS	NHL	7	3	1	4	1-	6	2	0	1	-	18	3	0	0	0	2
2007-08	DEVILS	NHL	81	9	13	22	1	183	0	0	1	-	151	5	0	0	0	4
2008-09	DEVILS	NHL	82	17	15	32	1-	164	4	0	3	-	158	7	2	0	2	19
2009-10	DEVILS	NHL	46	11	13	24	3	85	3	0	2	-	106	-	-	-	-	-
DEVILS TOTALS			216	40	42	82	2	438	9	0	7	-	433	15	2	0	2	25
NHL TOTALS			216	40	42	82	2	438	9	0	7	-	433	15	2	0	2	25

Played in NHL *YoungStars* Game (2008)

Signed as a free agent by DEVILS, August 12, 2005.

2009-10 SEASON IN REVIEW


GAME-BY-GAME

Date	Opp	G	A	P	+/-	PIM	S	S %	Mn	Mj	Ms	GMs	MP	PS	PP	SH	GW	GD	FG
Oct 3 09	PHI	0	0	0	-2	0	0	-	0	0	0	0	0	0	0	0	N	N	N
Oct 5 09	NYR	0	2	2	0	4	1	0.0	2	0	0	0	0	0	0	0	N	N	N
Oct 8 09	TBL	0	1	1	1	0	2	0.0	0	0	0	0	0	0	0	0	N	N	N
Oct 10 09	FLA	1	0	1	-1	2	5	20.0	1	0	0	0	0	0	1	0	Y	N	N
Oct 12 09	WSH	1	0	1	1	5	5	20.0	0	1	0	0	0	0	0	0	N	N	N
Oct 16 09	ATL	0	0	0	-2	0	4	0.0	0	0	0	0	0	0	0	0	N	N	N
Oct 17 09	CAR	0	0	0	0	5	3	0.0	0	1	0	0	0	0	0	0	N	N	N
Oct 22 09	NYR	0	1	1	2	0	4	0.0	0	0	0	0	0	0	0	0	N	N	N
Oct 24 09	PIT	0	2	2	3	0	1	0.0	0	0	0	0	0	0	0	0	N	N	N
Oct 28 09	BUF	0	0	0	0	2	0	-	1	0	0	0	0	0	0	0	N	N	N
Oct 29 09	BOS	1	0	1	1	0	3	33.3	0	0	0	0	0	0	0	0	N	N	Y
Oct 31 09	TBL	0	0	0	0	2	2	0.0	1	0	0	0	0	0	0	0	N	Y	N
Nov 4 09	WSH	0	0	0	-1	0	1	0.0	0	0	0	0	0	0	0	0	N	N	N
Nov 6 09	NYI	0	1	1	0	7	6	0.0	1	1	0	0	0	0	0	0	N	N	N
Nov 7 09	OTT	1	1	2	-1	0	3	33.3	0	0	0	0	0	0	1	0	N	N	N
Nov 11 09	ANA	1	0	1	1	4	3	33.3	2	0	0	0	0	0	0	0	Y	N	N
Nov 12 09	PIT	1	0	1	2	0	4	25.0	0	0	0	0	0	0	0	0	N	N	N
Nov 14 09	WSH	0	0	0	-1	0	1	0.0	0	0	0	0	0	0	0	0	N	N	N
Nov 16 09	PHI	1	0	1	-1	0	7	14.3	0	0	0	0	0	0	1	0	N	N	N
Nov 19 09	NSH	0	0	0	0	2	3	0.0	1	0	0	0	0	0	0	0	N	N	N
Nov 21 09	DAL	0	0	0	0	4	4	0.0	2	0	0	0	0	0	0	0	N	N	N
Nov 25 09	OTT	0	0	0	-1	2	3	0.0	1	0	0	0	0	0	0	0	N	N	N
Nov 27 09	BOS	0	0	0	0	0	0	-	0	0	0	0	0	0	0	0	N	N	N
Nov 28 09	NYI	INJURED/ANKLE																	
Dec 2 09	VAN	INJURED/ANKLE																	
Dec 4 09	TBL	INJURED/ANKLE																	
Dec 5 09	DET	INJURED/ANKLE																	
Dec 7 09	BUF	INJURED/ANKLE																	
Dec 9 09	CAR	INJURED/ANKLE																	
Dec 11 09	FLA	INJURED/ANKLE																	
Dec 12 09	PHI	INJURED/ANKLE																	
Dec 16 09	MTL	INJURED/ANKLE																	
Dec 18 09	OTT	INJURED/ANKLE																	
Dec 19 09	ATL	INJURED/ANKLE																	
Dec 21 09	PIT	INJURED/ANKLE																	
Dec 26 09	WSH	INJURED/ANKLE																	
Dec 28 09	ATL	0	0	0	-2	5	2	0.0	0	1	0	0	0	0	0	0	N	N	N
Dec 30 09	PIT	0	0	0	0	0	1	0.0	0	0	0	0	0	0	0	0	N	N	N
Dec 31 09	CHI	INJURED/LOWER BODY																	
Jan 2 10	MIN	INJURED/LOWER BODY																	
Jan 5 10	DAL	INJURED/LOWER BODY																	
Jan 8 10	TBL	INJURED/LOWER BODY																	
Jan 9 10	MTL	INJURED/LOWER BODY																	
Jan 12 10	NYR	INJURED/LOWER BODY																	
Jan 14 10	PHX	INJURED/LOWER BODY																	
Jan 16 10	COL	INJURED/LOWER BODY																	
Jan 18 10	NYI	INJURED/LOWER BODY																	
Jan 20 10	FLA	INJURED/LOWER BODY																	
Jan 22 10	MTL	INJURED/LOWER BODY																	
Jan 23 10	NYI	INJURED/LOWER BODY																	
Jan 26 10	OTT	INJURED/LOWER BODY																	
Jan 27 10	BUF	INJURED/LOWER BODY																	
Jan 29 10	TOR	INJURED/LOWER BODY																	
Jan 31 10	LAK	INJURED/LOWER BODY																	
Feb 2 10	TOR	INJURED/LOWER BODY																	
Feb 5 10	TOR	INJURED/LOWER BODY																	
Feb 6 10	NYR	INJURED/LOWER BODY																	
Feb 8 10	PHI	INJURED/LOWER BODY																	
Feb 10 10	PHI	INJURED/LOWER BODY																	
Feb 12 10	NSH	INJURED/LOWER BODY																	
Feb 13 10	CAR	INJURED/LOWER BODY																	
Mar 2 10	SJS	0	1	1	2	0	2	0.0	0	0	0	0	0	0	0	0	N	N	N
Mar 5 10	CGY	0	0	0	-1	10	1	0.0	0	2	0	0	0	0	0	0	N	N	N
Mar 7 10	EDM	0	0	0	-2	2	0	-	1	0	0	0	0	0	0	0	N	N	N
Mar 10 10	NYR	0	1	1	2	0	1	0.0	0	0	0	0	0	0	0	0	N	N	N
Mar 12 10	PIT	0	0	0	0	0	1	0.0	0	0	0	0	0	0	0	0	N	N	N
Mar 13 10	NYI	0	0	0	0	2	0	-	1	0	0	0	0	0	0	0	N	N	N
Mar 15 10	BOS	1	1	2	2	0	3	33.3	0	0	0	0	0	0	0	0	N	N	N
Mar 17 10	PIT	0	0	0	1	2	1	0.0	1	0	0	0	0	0	0	0	N	N	N
Mar 18 10	TOR	1	0	1	1	2	3	33.3	1	0	0	0	0	0	0	0	N	N	N
Mar 20 10	STL	0	0	0	0	0	1	0.0	0	0	0	0	0	0	0	0	N	N	N
Mar 23 10	CBJ	0	0	0	-1	0	3	0.0	0	0	0	0	0	0	0	0	N	N	N
Mar 25 10	NYR	0	1	1	0	0	2	0.0	0	0	0	0	0	0	0	0	N	N	N
Mar 27 10	MTL	0	0	0	-1	5	1	0.0	0	1	0	0	0	0	0	0	N	N	N
Mar 28 10	PHI	0	0	0	-1	9	4	0.0	2	1	0	0	0	0	0	0	N	N	N
Mar 30 10	BOS	0	0	0	0	0	3	0.0	0	0	0	0	0	0	0	0	N	N	N
Apr 2 10	CHI	0	0	0	0	0	1	0.0	0	0	0	0	0	0	0	0	N	N	N
Apr 3 10	CAR	1	1	2	2	0	3	33.3	0	0	0	0	0	0	0	0	N	N	N
Apr 6 10	ATL	0	0	0	0	0	0	-	0	0	0	0	0	0	0	0	N	N	N
Apr 8 10	FLA	1	0	1	0	5	4	25.0	0	1	0	0	0	0	0	0	N	N	N
Apr 10 10	NYI	0	0	0	0	4	3	0.0	2	0	0	0	0	0	0	0	N	N	N
Apr 11 10	BUF	0	0	0	0	0	1	0.0	0	0	0	0	0	0	0	0	N	N	N
	46GP	11	13	24	3	85	106	10.4	20	9	0	0	0	0	3	0	2	1	



NEW JERSEY DEVILS

YANN DANIS GOALTENDER #35



Born, Lafontaine, Que., June 21, 1981;
Catches left. 6'0", 185 lbs.;
Not drafted, signed as a free agent.

BIO: Played in 12 games, including six starts and six relief efforts...Replaced M. Brodeur in last appearance Mar. 28 at Philadelphia (20:00, 5 saves/1 GA)...Took 2-1 shootout loss in last start Mar. 18 at Tor. (25 saves + 0/3 SO) marking lone SO appearance of season...Picked up win Dec. 19 at Atlanta (40:00, 19 saves/1 GA); replaced Brodeur at start of second period...Posted second win in second start Nov. 6 vs. NY Islanders (23 saves); became just the fourth goaltender in team history to post wins in his first two appearances (J. Vanbiesbrouck, 4; A. Chevrier, 2; Brodeur, 2)...Made 2009-10/Devils' debut with 2-1 win Oct. 29 at Boston (31 saves)...Split 2008-09 campaign between NY Islanders and Bridgeport (AHL)...Appeared in NHL career-high 31 games, posting 10-17-3 mark, while leading team with two shutouts, .910 save percentage and 2.86 goals-against average...Faced career-high 42 shots/made 40 saves Mar. 8 vs. Phoenix...Posted 2 ShO: Feb. 21 vs. New Jersey and Feb. 28 vs. Buffalo...Was 0-2 in SO; stopped two of five shots faced (.400).

YEAR	TEAM	LEAGUE	REGULAR SEASON								PLAYOFFS						
			GP	W	L	O/T	MIN	GA	SO	AVG	GP	W	L	MIN	GA	SO	AVG
1999-00	St. Jerome	QJHL	-	-	-	-	-	-	-	-	-	-	-	-	-	-	-
	Cornwall	CJHL	26	-	-	-	1367	71	0	3.12	-	-	-	-	-	-	-
2000-01	Brown	ECAC	12	2	8	1	667	40	0	3.60	-	-	-	-	-	-	-
2001-02	Brown	ECAC	24	11	10	2	1451	45	3	1.86	-	-	-	-	-	-	-
2002-03	Brown	ECAC	*34	15	14	5	*2074	80	5	2.31	-	-	-	-	-	-	-
2003-04	Brown	ECAC	30	15	11	4	1821	55	*5	*1.81	-	-	-	-	-	-	-
	Hamilton	AHL	2	2	0	0	120	3	1	1.50	1	0	0	12	0	0	0.00
2004-05	Hamilton	AHL	53	28	17	6	3075	120	5	2.34	4	0	4	237	13	0	3.29
2005-06	Montreal	NHL	6	3	2	0	312	14	1	2.69	-	-	-	-	-	-	-
	Hamilton	AHL	39	17	17	3	2242	111	0	2.97	-	-	-	-	-	-	-
2006-07	Hamilton	AHL	44	23	14	5	2540	119	1	2.81	1	1	0	54	1	0	1.12
2007-08	Hamilton	AHL	38	11	19	4	2064	113	0	3.28	-	-	-	-	-	-	-
2008-09	Bridgeport	AHL	10	7	3	0	611	23	0	2.26	-	-	-	-	-	-	-
	NY Islanders	NHL	31	10	17	3	1760	84	2	2.86	-	-	-	-	-	-	-
2009-10	DEVILS	NHL	12	3	2	1	467	16	0	2.06	-	-	-	-	-	-	-
	DEVILS TOTALS		12	3	2	1	467	16	0	2.06	-	-	-	-	-	-	-
	NHL TOTALS		49	16	21	4	2539	114	3	2.69	-	-	-	-	-	-	-

NCAA East Second All-American Team (2002) • ECAC Second All-Star Team (2002, 2003) • ECAC All-Tournament Team (2003) • ECAC First All-Star Team (2004) • ECAC Player of the Year (2004) • ECAC Goaltender of the Year (2004) • NCAA East First All-American Team (2004) • Co-MVP AHL All-Star Game (2006)
 Played in AHL All-Star Game (2006)

*Led League

Signed as a free agent by Montreal, March 19, 2004. Signed as a free agent by NY Islanders, July 2, 2008. Signed as a free agent by DEVILS, July 10, 2009.

2009-10 SEASON IN REVIEW

GAME-BY-GAME


Date	Opp	Dec	SA	GA	SV	SV%	ESA	EGA	ESV	ESV%	PSA	PGA	PSV	PSV%	SSA	SGA	SSV	SSV%	SO	G	A	PIM
Oct 3 09	PHI	DID NOT PLAY																				
Oct 5 09	NYR	DID NOT PLAY																				
Oct 8 09	TBL	DID NOT PLAY																				
Oct 10 09	FLA	DID NOT PLAY																				
Oct 12 09	WSH	DID NOT PLAY																				
Oct 16 09	ATL	DID NOT PLAY																				
Oct 17 09	CAR	DID NOT PLAY																				
Oct 22 09	NYR	DID NOT PLAY																				
Oct 24 09	PIT	DID NOT PLAY																				
Oct 28 09	BUF	DID NOT PLAY																				
Oct 29 09	BOS	W 32 1			31	.969	26	1	25	.962	5	0	5	1.000	1	0	1	1.000	0	0	0	0
Oct 31 09	TBL	DID NOT PLAY																				
Nov 4 09	WSH	DID NOT PLAY																				
Nov 6 09	NYI	W 24 1			23	.958	18	1	17	.944	4	0	4	1.000	2	0	2	1.000	0	0	0	0
Nov 7 09	OTT	DID NOT PLAY																				
Nov 11 09	ANA	DID NOT PLAY																				
Nov 12 09	PIT	DID NOT PLAY																				
Nov 14 09	WSH	DID NOT PLAY																				
Nov 16 09	PHI	DID NOT PLAY																				
Nov 19 09	NSH	DID NOT PLAY																				
Nov 21 09	DAL	- 9 3			6	.667	5	1	4	.800	3	2	1	.333	1	0	1	1.000	0	0	0	0
Nov 25 09	OTT	DID NOT PLAY																				
Nov 27 09	BOS	DID NOT PLAY																				
Nov 28 09	NYI	DID NOT PLAY																				
Dec 2 09	VAN	DID NOT PLAY																				
Dec 4 09	TBL	DID NOT PLAY																				
Dec 5 09	DET	DID NOT PLAY																				
Dec 7 09	BUF	DID NOT PLAY																				
Dec 9 09	CAR	DID NOT PLAY																				
Dec 11 09	FLA	DID NOT PLAY																				
Dec 12 09	PHI	DID NOT PLAY																				
Dec 16 09	MTL	DID NOT PLAY																				
Dec 18 09	OTT	DID NOT PLAY																				
Dec 19 09	ATL	W 20 1			19	.950	18	0	18	1.000	2	1	1	.500	0	0	0	-	0	0	0	0
Dec 21 09	PIT	DID NOT PLAY																				
Dec 26 09	WSH	DID NOT PLAY																				
Dec 28 09	ATL	DID NOT PLAY																				
Dec 30 09	PIT	DID NOT PLAY																				
Dec 31 09	CHI	DID NOT PLAY																				
Jan 2 10	MIN	DID NOT PLAY																				
Jan 5 10	DAL	DID NOT PLAY																				
Jan 8 10	TBL	- 7 1			6	.857	6	1	5	.833	1	0	1	1.000	0	0	0	-	0	0	0	0
Jan 9 10	MTL	DID NOT PLAY																				
Jan 12 10	NYR	DID NOT PLAY																				
Jan 14 10	PHX	DID NOT PLAY																				
Jan 16 10	COL	DID NOT PLAY																				
Jan 18 10	NYI	- 14 0			14	1.000	14	0	14	1.000	0	0	0	-	0	0	0	-	0	0	0	0
Jan 20 10	FLA	DID NOT PLAY																				
Jan 22 10	MTL	DID NOT PLAY																				
Jan 23 10	NYI	DID NOT PLAY																				
Jan 26 10	OTT	- 6 0			6	1.000	6	0	6	1.000	0	0	0	-	0	0	0	-	0	0	0	0
Jan 27 10	BUF	DID NOT PLAY																				
Jan 29 10	TOR	DID NOT PLAY																				
Jan 31 10	LAK	DID NOT PLAY																				
Feb 2 10	TOR	L 26 3			23	.885	22	2	20	.909	4	1	3	.750	0	0	0	-	0	0	0	0
Feb 5 10	TOR	DID NOT PLAY																				
Feb 6 10	NYR	DID NOT PLAY																				
Feb 8 10	PHI	DID NOT PLAY																				
Feb 10 10	PHI	DID NOT PLAY																				
Feb 12 10	NSH	DID NOT PLAY																				
Feb 13 10	CAR	- 8 0			8	1.000	8	0	8	1.000	0	0	0	-	0	0	0	-	0	0	0	0
Mar 2 10	SJS	DID NOT PLAY																				
Mar 5 10	CGY	DID NOT PLAY																				
Mar 7 10	EDM	DID NOT PLAY																				
Mar 10 10	NYR	DID NOT PLAY																				
Mar 12 10	PIT	DID NOT PLAY																				
Mar 13 10	NYI	L 29 4			25	.862	24	2	22	.917	1	1	0	.000	4	1	3	.750	0	0	0	0
Mar 15 10	BOS	DID NOT PLAY																				
Mar 17 10	PIT	DID NOT PLAY																				
Mar 18 10	TOR	OT 26 1			25	.962	19	1	18	.947	7	0	7	1.000	0	0	0	-	0	0	0	0
Mar 20 10	STL	DID NOT PLAY																				
Mar 23 10	CBJ	DID NOT PLAY																				
Mar 25 10	NYR	DID NOT PLAY																				
Mar 27 10	MTL	DID NOT PLAY																				
Mar 28 10	PHI	- 6 1			5	.833	5	1	4	.800	1	0	1	1.000	0	0	0	-	0	0	0	0
Mar 30 10	BOS	DID NOT PLAY																				
Apr 2 10	CHI	DID NOT PLAY																				
Apr 3 10	CAR	DID NOT PLAY																				
Apr 6 10	ATL	DID NOT PLAY																				
Apr 8 10	FLA	DID NOT PLAY																				
Apr 10 10	NYI	DID NOT PLAY																				
Apr 11 10	BUF	DID NOT PLAY																				
12GP 3-2-1 207 16 191 .923 171 10 161 .942 28 5 23 .821 8 1 7 .875 0 0 0 0																						



NEW JERSEY DEVILS

PATRIK ELIAS

CENTER #26



Born, Trebic, Czech Rep., April 13, 1976;

Shoots left. 6'1", 195 lbs.;

New Jersey's 2nd choice, 51st overall, in 1994 Entry Draft.

BIO: Saw action in 58 of 69 games overall after making season-debut Nov. 6 vs. NY Islanders...Recorded points in season-high eight straight contests Dec. 7-21 (5g-5a-10pts), as well as four straight Nov. 16-25 (1g-5a-6pts)...Had points in three straight Mar. 23-27 (2g-4a-6pts); and in back-to-back games six times, most recently Apr. 8-10 (3g)...Posted 13 multiple-point games, including team season-high (tie) 2g-2a-4pts Nov. 28 vs. NY Islanders...Totals show two season-high three-assist games: Mar. 23 vs. Columbus and Jan. 2 at Minnesota...Two-point games include two goals Apr. 10 vs. NY Islanders/Jan. 5 vs. Dallas/Dec. 12 vs. Philadelphia...Had 1g-1a five times, most recently Apr. 3 at Carolina; also had two 2a efforts, most recently Nov. 21 at Dallas...Reached/surpassed 300-goal mark Dec. 12...Tied for second on team with four game-winning goals (Z. Parise, 5)...Posted two game-determining goals: Jan. 12 at NY Rangers and Dec. 5 vs. Detroit; was 2-5 (40.0%) in shootouts...Is franchise's all-time leader in assists (440), points (754) and multiple-point games (193)...Missed ten games Jan. 18-Feb. 5 (concussion-symptomatic); also missed first 13 games of campaign due to groin injury...Served Czech Republic as captain at 2010 Olympic Winter Games; posted 2g-2a-4pts in five games...Is Devils' all-time leader with 40g-73a-113pts in post-season; 19 power play goals and 375 shots are tops as well...Is also tied for first with six game-winning goals (J. Langenbrunner, C. Lemieux, S. Stevens & P. Sykora).

YEAR	TEAM	LEAGUE	GP	G	A	PTS	REGULAR SEASON								PLAYOFFS				
							+	-	PIM	PP	SH	GW	GT	S	GP	G	A	PTS	PIM
1992-93	Poldi Kladno	Cze.	2	0	0	0	-	-	-	-	-	-	-	-	-	-	-	-	-
1993-94	Poldi Kladno	Cze. Rep.	15	1	2	3	-	-	-	-	-	-	-	-	11	2	2	4	-
	Czech Republic	EJC-A	5	2	5	7	-	2	-	-	-	-	-	-	-	-	-	-	-
1994-95	Poldi Kladno	Cze. Rep.	28	4	3	7	-	37	-	-	-	-	-	-	7	1	2	3	12
1995-96	Albany	AHL	74	27	36	63	-	83	-	-	-	-	-	-	4	1	1	2	2
	DEVILS	NHL	1	0	0	0	1-	0	0	0	0	0	2	-	-	-	-	-	-
1996-97	Albany	AHL	57	24	43	67	-	76	-	-	-	-	-	-	6	1	2	3	8
	DEVILS	NHL	17	2	3	5	4-	2	0	0	0	0	23	8	2	3	5	4	4
1997-98	DEVILS	NHL	74	18	19	37	18	28	5	0	6	1	147	4	0	1	1	0	0
	Albany	AHL	3	3	0	3	-	2	-	-	-	-	-	-	-	-	-	-	-
	Czech Republic	WC-A	3	1	0	1	-	0	-	-	-	-	-	-	-	-	-	-	-
1998-99	DEVILS	NHL	74	17	33	50	19	34	3	0	2	0	157	7	0	5	5	6	6
1999-00	SK Trebic	Cze.-2	2	2	1	3	-	2	-	-	-	-	-	-	-	-	-	-	-
	HC Pardubice	Cze. Rep.	5	1	4	5	-	31	-	-	-	-	-	-	-	-	-	-	-
	DEVILS	NHL	72	35	37	72	16	58	9	0	9	1	183	23	7	*13	20	9	9
2000-01	DEVILS	NHL	82	40	56	96	*45	51	8	3	6	1	220	25	9	14	23	10	10
2001-02	DEVILS	NHL	75	29	32	61	4	36	8	1	8	0	199	6	2	4	6	6	6
	Czech Republic	Olym.	4	1	1	2	-	0	-	-	-	-	-	-	-	-	-	-	-
2002-03	DEVILS	NHL	81	28	29	57	17	22	6	0	4	1	255	24	5	8	13	26	26
2003-04	DEVILS	NHL	82	38	43	81	26	44	9	3	9	0	300	5	3	2	5	2	2
2004-05	Czech Republic	W Cup	5	3	2	5	-	10	-	-	-	-	-	-	-	-	-	-	-
	Znojmo	Cze. Rep.	28	8	20	28	-	65	-	-	-	-	-	-	-	-	-	-	-
	Magnitogorsk	Rus.	17	5	9	14	-	28	-	-	-	-	-	-	-	-	-	-	-
2005-06	DEVILS	NHL	38	16	29	45	11	20	6	0	3	-	142	9	6	10	16	4	4
	Czech Republic	Olym.	1	0	0	0	-	2	-	-	-	-	-	-	-	-	-	-	-
2006-07	DEVILS	NHL	75	21	48	69	1	38	8	0	5	-	267	10	1	9	10	4	4
2007-08	DEVILS	NHL	74	20	35	55	10	38	7	0	8	-	263	5	4	2	6	4	4
	Czech Republic	WC-A	7	6	3	9	-	6	-	-	-	-	-	-	-	-	-	-	-
2008-09	DEVILS	NHL	77	31	47	78	18	32	12	2	6	-	247	7	1	2	3	2	2
	Czech Republic	WC-A	3	2	0	2	-	2	-	-	-	-	-	-	-	-	-	-	-
2009-10	DEVILS	NHL	58	19	29	48	18	40	3	1	4	-	145	-	-	-	-	-	-
	Czech Republic	Olym.	5	2	2	4	-	2	-	-	-	-	-	-	-	-	-	-	-
	DEVILS TOTALS		880	314	440	754	198	443	84	10	70	4	2550	133	40	73	113	77	77
	NHL TOTALS		880	314	440	754	198	443	84	10	70	4	2550	133	40	73	113	77	77

EJC-A All-Star Team (1994) • Played in AHL All-Star Game (1997) • NHL All-Rookie Team (1998) • Played in NHL All-Star Game (2000, 2002) • NHL First All-Star Team (2001) • Co-Winner Bud Light Plus/Minus Award (2001)

*Led League

2009-10 SEASON IN REVIEW


GAME-BY-GAME

Date	Opp	G	A	P	+/-	PIM	S	S %	Mn	Mj	Ms	GMs	MP	PS	PP	SH	GW	GD	FG
Oct 3 09	PHI	INJURED/GROIN																	
Oct 5 09	NYR	INJURED/GROIN																	
Oct 8 09	TBL	INJURED/GROIN																	
Oct 10 09	FLA	INJURED/GROIN																	
Oct 12 09	WSH	INJURED/GROIN																	
Oct 16 09	ATL	INJURED/GROIN																	
Oct 17 09	CAR	INJURED/GROIN																	
Oct 22 09	NYR	INJURED/GROIN																	
Oct 24 09	PIT	INJURED/GROIN																	
Oct 28 09	BUF	INJURED/GROIN																	
Oct 29 09	BOS	INJURED/GROIN																	
Oct 31 09	TBL	INJURED/GROIN																	
Nov 4 09	WSH	INJURED/GROIN																	
Nov 6 09	NYI	0	0	0	-1	0	2	0.0	0	0	0	0	0	0	0	0	N	N	N
Nov 7 09	OTT	0	0	0	0	0	0	-	0	0	0	0	0	0	0	0	N	N	N
Nov 11 09	ANA	0	0	0	-1	0	1	0.0	0	0	0	0	0	0	0	0	N	N	N
Nov 12 09	PIT	0	0	0	-1	0	4	0.0	0	0	0	0	0	0	0	0	N	N	N
Nov 14 09	WSH	0	0	0	1	0	1	0.0	0	0	0	0	0	0	0	0	N	N	N
Nov 16 09	PHI	0	2	2	1	0	3	0.0	0	0	0	0	0	0	0	0	N	N	N
Nov 19 09	NSH	0	1	1	2	2	0	-	1	0	0	0	0	0	0	0	N	N	N
Nov 21 09	DAL	0	2	2	-1	0	4	0.0	0	0	0	0	0	0	0	0	N	N	N
Nov 25 09	OTT	1	0	1	1	0	2	50.0	0	0	0	0	0	0	0	0	Y	N	N
Nov 27 09	BOS	0	0	0	-1	0	2	0.0	0	0	0	0	0	0	0	0	N	N	N
Nov 28 09	NYI	2	2	4	3	2	4	50.0	1	0	0	0	0	0	1	0	N	N	N
Dec 2 09	VAN	0	0	0	-1	0	1	0.0	0	0	0	0	0	0	0	0	N	N	N
Dec 4 09	TBL	0	0	0	-1	2	1	0.0	1	0	0	0	0	0	0	0	N	N	N
Dec 5 09	DET	0	0	0	0	2	1	0.0	1	0	0	0	0	0	0	0	N	Y	N
Dec 7 09	BUF	0	1	1	1	0	3	0.0	0	0	0	0	0	0	0	0	N	N	N
Dec 9 09	CAR	1	0	1	0	0	2	50.0	0	0	0	0	0	0	0	0	N	N	Y
Dec 11 09	FLA	0	1	1	1	0	1	0.0	0	0	0	0	0	0	0	0	N	N	N
Dec 12 09	PHI	2	0	2	2	0	4	50.0	0	0	0	0	0	0	0	0	N	N	N
Dec 16 09	MTL	1	0	1	1	0	2	50.0	0	0	0	0	0	0	0	0	Y	N	N
Dec 18 09	OTT	0	1	1	1	0	2	0.0	0	0	0	0	0	0	0	0	N	N	N
Dec 19 09	ATL	0	1	1	2	2	2	0.0	1	0	0	0	0	0	0	0	N	N	N
Dec 21 09	PIT	1	1	2	3	2	3	33.3	1	0	0	0	0	0	0	0	N	N	N
Dec 26 09	WSH	0	0	0	-1	0	3	0.0	0	0	0	0	0	0	0	0	N	N	N
Dec 28 09	ATL	0	1	1	0	0	2	0.0	0	0	0	0	0	0	0	0	N	N	N
Dec 30 09	PIT	0	0	0	0	0	0	-	0	0	0	0	0	0	0	0	N	N	N
Dec 31 09	CHI	0	0	0	-1	0	1	0.0	0	0	0	0	0	0	0	0	N	N	N
Jan 2 10	MIN	0	3	3	2	0	2	0.0	0	0	0	0	0	0	0	0	N	N	N
Jan 5 10	DAL	2	0	2	2	4	3	66.7	2	0	0	0	0	0	0	0	Y	N	Y
Jan 8 10	TBL	0	0	0	0	0	1	0.0	0	0	0	0	0	0	0	0	N	N	N
Jan 9 10	MTL	0	0	0	0	0	2	0.0	0	0	0	0	0	0	0	0	N	N	N
Jan 12 10	NYR	0	0	0	0	0	1	0.0	0	0	0	0	0	0	0	0	N	Y	N
Jan 14 10	PHX	0	0	0	-1	0	3	0.0	0	0	0	0	0	0	0	0	N	N	N
Jan 16 10	COL	0	0	0	0	0	1	0.0	0	0	0	0	0	0	0	0	N	N	N
Jan 18 10	NYI	INJURED/CONCUSSION SYMPTOMATIC																	
Jan 20 10	FLA	INJURED/CONCUSSION SYMPTOMATIC																	
Jan 22 10	MTL	INJURED/CONCUSSION SYMPTOMATIC																	
Jan 23 10	NYI	INJURED/CONCUSSION SYMPTOMATIC																	
Jan 26 10	OTT	INJURED/CONCUSSION SYMPTOMATIC																	
Jan 27 10	BUF	INJURED/CONCUSSION SYMPTOMATIC																	
Jan 29 10	TOR	INJURED/CONCUSSION SYMPTOMATIC																	
Jan 31 10	LAK	INJURED/CONCUSSION SYMPTOMATIC																	
Feb 2 10	TOR	INJURED/CONCUSSION SYMPTOMATIC																	
Feb 5 10	TOR	INJURED/CONCUSSION SYMPTOMATIC																	
Feb 6 10	NYR	0	1	1	0	0	3	0.0	0	0	0	0	0	0	0	0	N	N	N
Feb 8 10	PHI	0	1	1	0	2	5	0.0	1	0	0	0	0	0	0	0	N	N	N
Feb 10 10	PHI	0	0	0	-2	2	3	0.0	1	0	0	0	0	0	0	0	N	N	N
Feb 12 10	NSH	1	1	2	3	0	3	33.3	0	0	0	0	0	0	0	0	N	N	N
Feb 13 10	CAR	0	0	0	-2	2	4	0.0	1	0	0	0	0	0	0	0	N	N	N
Mar 2 10	SJS	0	1	1	0	0	3	0.0	0	0	0	0	0	0	0	0	N	N	N
Mar 5 10	CGY	0	1	1	1	0	3	0.0	0	0	0	0	0	0	0	0	N	N	N
Mar 7 10	EDM	0	0	0	0	0	4	0.0	0	0	0	0	0	0	0	0	N	N	N
Mar 10 10	NYR	0	0	0	0	0	4	0.0	0	0	0	0	0	0	0	0	N	N	N
Mar 12 10	PIT	1	0	1	1	0	2	50.0	0	0	0	0	0	0	0	0	N	N	Y
Mar 13 10	NYI	0	0	0	-1	0	5	0.0	0	0	0	0	0	0	0	0	N	N	N
Mar 15 10	BOS	0	1	1	0	0	0	-	0	0	0	0	0	0	0	0	N	N	N
Mar 17 10	PIT	1	1	2	3	0	1	100.0	0	0	0	0	0	0	0	1	Y	N	N
Mar 18 10	TOR	0	0	0	1	0	2	0.0	0	0	0	0	0	0	0	0	N	N	N
Mar 20 10	STL	0	0	0	-1	0	1	0.0	0	0	0	0	0	0	0	0	N	N	N
Mar 23 10	CBJ	0	3	3	0	0	4	0.0	0	0	0	0	0	0	0	0	N	N	N
Mar 25 10	NYR	1	1	2	1	0	6	16.7	0	0	0	0	0	0	0	0	N	N	N
Mar 27 10	MTL	1	0	1	-1	0	6	16.7	0	0	0	0	0	0	1	0	N	N	Y
Mar 28 10	PHI	0	0	0	0	0	4	0.0	0	0	0	0	0	0	0	0	N	N	N
Mar 30 10	BOS	0	0	0	-1	12	1	0.0	1	0	0	1	0	0	0	0	N	N	N
Apr 2 10	CHI	0	1	1	0	0	2	0.0	0	0	0	0	0	0	0	0	N	N	N
Apr 3 10	CAR	1	1	2	2	0	2	50.0	0	0	0	0	0	0	0	0	N	N	N
Apr 6 10	ATL	0	0	0	0	2	2	0.0	1	0	0	0	0	0	0	0	N	N	N
Apr 8 10	FLA	1	0	1	0	0	6	20.0	0	0	0	0	0	0	0	0	N	N	Y
Apr 10 10	NYI	2	0	2	1	2	3	66.7	1	0	0	0	0	0	1	0	N	N	N
Apr 11 10	BUF	0	0	0	0	2	3	0.0	1	0	0	0	0	0	0	0	N	N	N
	58GP	19	29	48	18	40	145	13.1	15	0	0	1	0	0	3	1	4	2	5



NEW JERSEY DEVILS

MARK FRASER DEFENSEMAN #2



Born, Ottawa, Ont., September 29, 1986;

Shoots left. 6'3", 220 lbs.;

New Jersey's 3rd choice, 84th overall, in 2005 Entry Draft.

BIO: Spent entire season in NHL for first time in pro career; 61 games played/55 straight appearances Oct. 24-Mar. 5 were career highs...Recorded first career assist Oct. 31 at Tampa Bay...Made season-debut/notched first career goal/point Oct. 24 at Pittsburgh...Activated/removed from Injured Reserve List Oct. 23; missed eight contests Oct. 3-22 (head area)...Wearing no. 2 after wearing no. 33 in training camp...In his fourth pro season/with organization...Spent each of the previous three seasons with Lowell (AHL); saw action in 74 of 80 games last season...Previously appeared in seven NHL contests Jan. 6-Feb. 17, 2007...Made pro debut with Albany (AHL) in 2005-06...Played junior hockey at Kitchener (OHL); teammates included D. Clarkson and P. Davis.

YEAR	TEAM	LEAGUE	REGULAR SEASON											PLAYOFFS				
			GP	G	A	PTS	+/-	PIM	PP	SH	GW	GT	S	GP	G	A	PTS	PIM
2004-05	Gloucester	CJHL	-	-	-	-	-	-	-	-	-	-	-	-	-	-	-	-
	Kitchener	OHL	58	0	8	8	-	96	-	-	-	-	-	15	0	3	3	26
2005-06	Kitchener	OHL	59	0	5	5	-	129	-	-	-	-	-	5	0	1	1	4
	Albany	AHL	4	0	0	0	-	2	-	-	-	-	-	-	-	-	-	-
2006-07	Lowell	AHL	71	1	8	9	-	73	-	-	-	-	-	-	-	-	-	-
	DEVILS	NHL	7	0	0	0	1-	7	0	0	0	-	1	-	-	-	-	-
2007-08	Lowell	AHL	79	1	17	18	-	96	-	-	-	-	-	-	-	-	-	-
2008-09	Lowell	AHL	74	3	14	17	-	152	-	-	-	-	-	-	-	-	-	-
2009-10	DEVILS	NHL	61	3	3	6	3	36	0	0	0	-	24	-	-	-	-	-
	DEVILS TOTALS	NHL	68	3	3	6	2	43	0	0	0	-	25	-	-	-	-	-
	NHL TOTALS	NHL	68	3	3	6	2	43	0	0	0	-	25	-	-	-	-	-

2009-10 SEASON IN REVIEW

GAME-BY-GAME

Date	Opp	G	A	P	+/-	PIM	S	S %	Mn	Mj	Ms	GMs	MP	PS	PP	SH	GW	GD	FG
Oct 3 09	PHI	INJURED/HEAD AREA																	
Oct 5 09	NYR	INJURED/HEAD AREA																	
Oct 8 09	TBL	INJURED/HEAD AREA																	
Oct 10 09	FLA	INJURED/HEAD AREA																	
Oct 12 09	WSH	INJURED/HEAD AREA																	
Oct 16 09	ATL	INJURED/HEAD AREA																	
Oct 17 09	CAR	INJURED/HEAD AREA																	
Oct 22 09	NYR	INJURED/HEAD AREA																	
Oct 24 09	PIT	1	0	1	1	0	1	100.0	0	0	0	0	0	0	0	0	N	N	Y
Oct 28 09	BUF	0	0	0	0	0	0	-	0	0	0	0	0	0	0	0	N	N	N
Oct 29 09	BOS	0	0	0	0	0	0	-	0	0	0	0	0	0	0	0	N	N	N
Oct 31 09	TBL	0	1	1	1	0	1	0.0	0	0	0	0	0	0	0	0	N	N	N
Nov 4 09	WSH	0	0	0	0	0	0	-	0	0	0	0	0	0	0	0	N	N	N
Nov 6 09	NYI	0	0	0	0	0	0	-	0	0	0	0	0	0	0	0	N	N	N
Nov 7 09	OTT	0	0	0	-1	0	1	0.0	0	0	0	0	0	0	0	0	N	N	N
Nov 11 09	ANA	0	0	0	0	0	0	-	0	0	0	0	0	0	0	0	N	N	N
Nov 12 09	PIT	0	0	0	0	0	1	0.0	0	0	0	0	0	0	0	0	N	N	N
Nov 14 09	WSH	0	0	0	-1	0	1	0.0	0	0	0	0	0	0	0	0	N	N	N
Nov 16 09	PHI	0	0	0	0	0	0	-	0	0	0	0	0	0	0	0	N	N	N
Nov 19 09	NSH	0	0	0	1	0	1	0.0	0	0	0	0	0	0	0	0	N	N	N
Nov 21 09	DAL	0	0	0	0	0	1	0.0	0	0	0	0	0	0	0	0	N	N	N
Nov 25 09	OTT	0	0	0	1	0	0	-	0	0	0	0	0	0	0	0	N	N	N
Nov 27 09	BOS	0	0	0	0	2	0	-	1	0	0	0	0	0	0	0	N	N	N
Nov 28 09	NYI	0	0	0	1	2	0	-	1	0	0	0	0	0	0	0	N	N	N
Dec 2 09	VAN	0	0	0	1	2	0	-	1	0	0	0	0	0	0	0	N	N	N
Dec 4 09	TBL	0	0	0	0	7	0	-	1	1	0	0	0	0	0	0	N	N	N
Dec 5 09	DET	0	0	0	1	0	1	0.0	0	0	0	0	0	0	0	0	N	N	N
Dec 7 09	BUF	0	0	0	1	2	0	-	1	0	0	0	0	0	0	0	N	N	N
Dec 9 09	CAR	0	0	0	0	0	0	-	0	0	0	0	0	0	0	0	N	N	N
Dec 11 09	FLA	0	0	0	0	0	1	0.0	0	0	0	0	0	0	0	0	N	N	N
Dec 12 09	PHI	0	0	0	1	0	0	-	0	0	0	0	0	0	0	0	N	N	N
Dec 16 09	MTL	0	0	0	1	0	0	-	0	0	0	0	0	0	0	0	N	N	N
Dec 18 09	OTT	0	1	1	1	0	1	0.0	0	0	0	0	0	0	0	0	N	N	N
Dec 19 09	ATL	0	0	0	2	0	1	0.0	0	0	0	0	0	0	0	0	N	N	N
Dec 21 09	PIT	1	0	1	1	0	1	100.0	0	0	0	0	0	0	0	0	N	N	N
Dec 26 09	WSH	0	0	0	1	0	0	-	0	0	0	0	0	0	0	0	N	N	N
Dec 28 09	ATL	0	0	0	-2	0	0	-	0	0	0	0	0	0	0	0	N	N	N
Dec 30 09	PIT	0	0	0	0	0	1	0.0	0	0	0	0	0	0	0	0	N	N	N
Dec 31 09	CHI	0	0	0	-1	0	1	0.0	0	0	0	0	0	0	0	0	N	N	N
Jan 2 10	MIN	0	0	0	-1	0	0	-	0	0	0	0	0	0	0	0	N	N	N
Jan 5 10	DAL	0	0	0	0	0	0	-	0	0	0	0	0	0	0	0	N	N	N
Jan 8 10	TBL	0	0	0	0	0	1	0.0	0	0	0	0	0	0	0	0	N	N	N
Jan 9 10	MTL	0	0	0	0	5	0	-	0	1	0	0	0	0	0	0	N	N	N
Jan 12 10	NYR	0	0	0	0	0	0	-	0	0	0	0	0	0	0	0	N	N	N
Jan 14 10	PHX	0	0	0	0	4	0	-	2	0	0	0	0	0	0	0	N	N	N
Jan 16 10	COL	0	0	0	1	5	1	0.0	0	1	0	0	0	0	0	0	N	N	N
Jan 18 10	NYI	0	0	0	-1	0	0	-	0	0	0	0	0	0	0	0	N	N	N
Jan 20 10	FLA	0	0	0	0	0	0	-	0	0	0	0	0	0	0	0	N	N	N
Jan 22 10	MTL	0	0	0	0	5	1	0.0	0	1	0	0	0	0	0	0	N	N	N
Jan 23 10	NYI	0	0	0	0	0	0	-	0	0	0	0	0	0	0	0	N	N	N
Jan 26 10	OTT	0	0	0	-1	0	0	-	0	0	0	0	0	0	0	0	N	N	N
Jan 27 10	BUF	0	0	0	0	0	1	0.0	0	0	0	0	0	0	0	0	N	N	N
Jan 29 10	TOR	0	0	0	-1	0	0	-	0	0	0	0	0	0	0	0	N	N	N
Jan 31 10	LAK	0	0	0	1	0	0	-	0	0	0	0	0	0	0	0	N	N	N
Feb 2 10	TOR	0	0	0	-1	0	0	-	0	0	0	0	0	0	0	0	N	N	N
Feb 5 10	TOR	0	0	0	0	0	0	-	0	0	0	0	0	0	0	0	N	N	N
Feb 6 10	NYR	0	0	0	-1	0	0	-	0	0	0	0	0	0	0	0	N	N	N
Feb 8 10	PHI	0	0	0	0	0	0	-	0	0	0	0	0	0	0	0	N	N	N
Feb 10 10	PHI	0	1	1	-2	0	2	0.0	0	0	0	0	0	0	0	0	N	N	N
Feb 12 10	NSH	0	0	0	1	0	0	-	0	0	0	0	0	0	0	0	N	N	N
Feb 13 10	CAR	0	0	0	-1	0	1	0.0	0	0	0	0	0	0	0	0	N	N	N
Mar 2 10	SJS	1	0	1	1	0	1	100.0	0	0	0	0	0	0	0	0	N	N	N
Mar 5 10	CGY	0	0	0	0	0	0	-	0	0	0	0	0	0	0	0	N	N	N
Mar 7 10	EDM	DID NOT DRESS																	
Mar 10 10	NYR	0	0	0	-2	0	0	-	0	0	0	0	0	0	0	0	N	N	N
Mar 12 10	PIT	DID NOT DRESS																	
Mar 13 10	NYI	DID NOT DRESS																	
Mar 15 10	BOS	0	0	0	1	0	0	-	0	0	0	0	0	0	0	0	N	N	N
Mar 17 10	PIT	DID NOT DRESS																	
Mar 18 10	TOR	DID NOT DRESS																	
Mar 20 10	STL	DID NOT DRESS																	
Mar 23 10	CBJ	DID NOT DRESS																	
Mar 25 10	NYR	DID NOT DRESS																	
Mar 27 10	MTL	DID NOT DRESS																	
Mar 28 10	PHI	DID NOT DRESS																	
Mar 30 10	BOS	DID NOT DRESS																	
Apr 2 10	CHI	DID NOT DRESS																	
Apr 3 10	CAR	0	0	0	0	0	0	-	0	0	0	0	0	0	0	0	N	N	N
Apr 6 10	ATL	0	0	0	0	2	2	0.0	1	0	0	0	0	0	0	0	N	N	N
Apr 8 10	FLA	0	0	0	-1	0	0	-	0	0	0	0	0	0	0	0	N	N	N
Apr 10 10	NYI	DID NOT DRESS																	
Apr 11 10	BUF	0	0	0	0	0	0	-	0	0	0	0	0	0	0	0	N	N	N
	61GP	3	3	6	3	36	24	12.5	8	4	0	0	0	0	0	0	0	0	1



NEW JERSEY DEVILS

ANDY GREENE DEFENSEMAN #6



Born, Trenton, MI, October 30, 1982;
Shoots left. 5'11", 190 lbs.;
Not drafted, signed as a free agent.

BIO: Recipient of *Unsung Hero* award as voted by his teammates...Appeared in 78 games overall, including career-high 73 straight since Oct. 17 vs. Carolina through Apr. 6 at Atlanta...Games-played total was highest of NHL career (59, 2007-08); was first among Devils' defensemen with career-high 6g-31a-37pts and second at plus-nine (P. Martin, +10)...Tied for second on team with four game-winning goals (Z. Parise, 5)...Recorded points in career-high five straight games Nov. 4-12 (2g-4a-6pts); set team mark by scoring or assisting on game-winning goals in five straight team games...Stretch included: GWG Nov. 12 at Pittsburgh, two assists Nov. 11 vs. Anaheim (on GWG), power play tally/first career GWG Nov. 7 at Ottawa, 1a Nov. 6 vs. NY Islanders (PP/GW) and 1a Nov. 4 vs. Washington (PP/GW)...Posted assists/points in three straight games three times: Mar. 25-28 (3a), Dec. 18-21 (4a) and Nov. 28-Dec. 4 (3a)...Also had points in back-to-back contests four times, most recently Mar. 10-12 (1g-3a-4pts)...Recorded seven multiple-point games, including two goals Dec. 9 vs. Carolina...Totals include 1g-1a Mar. 12 vs. Pittsburgh; had five two-assist games, most recently Apr. 10 vs. NY Islanders...Appeared in his 200th career NHL contest Mar. 23 vs. Columbus.

YEAR	TEAM	LEAGUE	GP	G	A	PTS	REGULAR SEASON								PLAYOFFS				
							+/-	PIM	PP	SH	GW	GT	S	GP	G	A	PTS	PIM	
2001-02	Compuware	NAHL	53	16	29	45	-	88	-	-	-	-	-	-	-	-	-	-	
2002-03	Miami	CCHA	41	4	19	23	-	64	-	-	-	-	-	-	-	-	-	-	
2003-04	Miami	CCHA	41	7	19	26	-	78	-	-	-	-	-	-	-	-	-	-	
2004-05	Miami	CCHA	38	7	27	34	-	66	-	-	-	-	-	-	-	-	-	-	
2005-06	Miami	CCHA	39	9	22	31	-	48	-	-	-	-	-	-	-	-	-	-	
2006-07	Lowell	AHL	52	5	16	21	-	28	-	-	-	-	-	-	-	-	-	-	
2007-08	DEVILS	NHL	23	1	5	6	1-	6	1	0	0	-	23	11	2	1	3	2	
	DEVILS	NHL	59	2	8	10	0	22	2	0	0	-	50	2	0	0	0	0	
2008-09	DEVILS	NHL	49	2	7	9	3	22	0	0	0	-	38	3	0	1	1	0	
2009-10	DEVILS	NHL	78	6	31	37	9	14	4	0	4	-	86	-	-	-	-	-	
	DEVILS TOTALS		209	11	51	62	11	64	7	0	4	-	197	16	2	2	4	2	
	NHL TOTALS		209	11	51	62	11	64	7	0	4	-	197	16	2	2	4	2	

NAHL All-League First Team (2002) • NAHL Most Valuable Defenseman (2002) • CCHA All-Rookie Team (2003) • CCHA First All-Star Team (2004 to 2006) • CCHA All-Tournament Team (2004, 2006) • CCHA Offensive Defenseman of the Year (2005, 2006) • NCAA West Second All-American Team (2005) • CCHA Defensive Defenseman of the Year (2006) • Played in AHL All-Star Game (2007)

Signed as a free agent by DEVILS, April 4, 2006.

2009-10 SEASON IN REVIEW

GAME-BY-GAME

Date	Opp	G	A	P	+/-	PIM	S	S %	Mn	Mj	Ms	GMs	MP	PS	PP	SH	GW	GD	FG
Oct 3 09	PHI	DID NOT DRESS																	
Oct 5 09	NYR	DID NOT DRESS																	
Oct 8 09	TBL	0	1	1	1	0	0	-	0	0	0	0	0	0	0	0	N	N	N
Oct 10 09	FLA	0	1	1	0	0	0	-	0	0	0	0	0	0	0	0	N	N	N
Oct 12 09	WSH	0	0	0	0	0	0	-	0	0	0	0	0	0	0	0	N	N	N
Oct 16 09	ATL	DID NOT DRESS																	
Oct 17 09	CAR	0	0	0	0	0	0	-	0	0	0	0	0	0	0	0	N	N	N
Oct 22 09	NYR	0	0	0	1	0	1	0.0	0	0	0	0	0	0	0	0	N	N	N
Oct 24 09	PIT	0	0	0	2	2	0	-	1	0	0	0	0	0	0	0	N	N	N
Oct 28 09	BUF	1	0	1	0	0	2	50.0	0	0	0	0	0	0	1	0	N	N	N
Oct 29 09	BOS	0	0	0	-1	0	2	0.0	0	0	0	0	0	0	0	0	N	N	N
Oct 31 09	TBL	0	0	0	0	0	0	-	0	0	0	0	0	0	0	0	N	N	N
Nov 4 09	WSH	0	1	1	-1	0	3	0.0	0	0	0	0	0	0	0	0	N	N	N
Nov 6 09	NYI	0	1	1	0	0	1	0.0	0	0	0	0	0	0	0	0	N	N	N
Nov 7 09	OTT	1	0	1	-1	0	2	50.0	0	0	0	0	0	0	1	0	Y	N	N
Nov 11 09	ANA	0	2	2	1	0	2	0.0	0	0	0	0	0	0	0	0	N	N	N
Nov 12 09	PIT	1	0	1	1	0	2	50.0	0	0	0	0	0	0	1	0	Y	N	N
Nov 14 09	WSH	0	0	0	3	0	2	0.0	0	0	0	0	0	0	0	0	N	N	N
Nov 16 09	PHI	0	0	0	0	2	1	0.0	1	0	0	0	0	0	0	0	N	N	N
Nov 19 09	NSH	0	0	0	0	0	2	0.0	0	0	0	0	0	0	0	0	N	N	N
Nov 21 09	DAL	0	0	0	-1	0	3	0.0	0	0	0	0	0	0	0	0	N	N	N
Nov 25 09	OTT	0	2	2	1	0	0	-	0	0	0	0	0	0	0	0	N	N	N
Nov 27 09	BOS	0	0	0	0	0	0	-	0	0	0	0	0	0	0	0	N	N	N
Nov 28 09	NYI	0	1	1	0	0	2	0.0	0	0	0	0	0	0	0	0	N	N	N
Dec 2 09	VAN	0	1	1	1	0	2	0.0	0	0	0	0	0	0	0	0	N	N	N
Dec 4 09	TBL	0	1	1	1	0	2	0.0	0	0	0	0	0	0	0	0	N	N	N
Dec 5 09	DET	0	0	0	-1	0	0	-	0	0	0	0	0	0	0	0	N	N	N
Dec 7 09	BUF	0	1	1	0	0	1	0.0	0	0	0	0	0	0	0	0	N	N	N
Dec 9 09	CAR	2	0	2	2	0	4	50.0	0	0	0	0	0	0	1	0	Y	N	N
Dec 11 09	FLA	0	0	0	-2	0	0	-	0	0	0	0	0	0	0	0	N	N	N
Dec 12 09	PHI	0	0	0	1	0	0	-	0	0	0	0	0	0	0	0	N	N	N
Dec 16 09	MTL	0	0	0	0	0	1	0.0	0	0	0	0	0	0	0	0	N	N	N
Dec 18 09	OTT	0	1	1	1	0	0	-	0	0	0	0	0	0	0	0	N	N	N
Dec 19 09	ATL	0	1	1	1	0	1	0.0	0	0	0	0	0	0	0	0	N	N	N
Dec 21 09	PIT	0	2	2	1	0	0	-	0	0	0	0	0	0	0	0	N	N	N
Dec 26 09	WSH	0	0	0	-2	2	1	0.0	1	0	0	0	0	0	0	0	N	N	N
Dec 28 09	ATL	0	1	1	0	0	0	-	0	0	0	0	0	0	0	0	N	N	N
Dec 30 09	PIT	0	1	1	1	0	2	0.0	0	0	0	0	0	0	0	0	N	N	N
Dec 31 09	CHI	0	0	0	-2	0	1	0.0	0	0	0	0	0	0	0	0	N	N	N
Jan 2 10	MIN	0	0	0	1	2	1	0.0	1	0	0	0	0	0	0	0	N	N	N
Jan 5 10	DAL	0	0	0	2	0	1	0.0	0	0	0	0	0	0	0	0	N	N	N
Jan 8 10	TBL	0	0	0	0	0	1	0.0	0	0	0	0	0	0	0	0	N	N	N
Jan 9 10	MTL	0	0	0	1	0	0	-	0	0	0	0	0	0	0	0	N	N	N
Jan 12 10	NYR	0	0	0	0	0	1	0.0	0	0	0	0	0	0	0	0	N	N	N
Jan 14 10	PHX	0	0	0	0	0	3	0.0	0	0	0	0	0	0	0	0	N	N	N
Jan 16 10	COL	0	0	0	-2	0	3	0.0	0	0	0	0	0	0	0	0	N	N	N
Jan 18 10	NYI	0	0	0	-2	0	0	-	0	0	0	0	0	0	0	0	N	N	N
Jan 20 10	FLA	0	1	1	1	0	2	0.0	0	0	0	0	0	0	0	0	N	N	N
Jan 22 10	MTL	0	0	0	1	0	0	-	0	0	0	0	0	0	0	0	N	N	N
Jan 23 10	NYI	0	0	0	1	2	1	0.0	1	0	0	0	0	0	0	0	N	N	N
Jan 26 10	OTT	0	0	0	0	0	0	-	0	0	0	0	0	0	0	0	N	N	N
Jan 27 10	BUF	0	0	0	0	0	3	0.0	0	0	0	0	0	0	0	0	N	N	N
Jan 29 10	TOR	0	0	0	0	0	3	0.0	0	0	0	0	0	0	0	0	N	N	N
Jan 31 10	LAK	0	0	0	0	2	0	-	1	0	0	0	0	0	0	0	N	N	N
Feb 2 10	TOR	0	0	0	0	0	2	0.0	0	0	0	0	0	0	0	0	N	N	N
Feb 5 10	TOR	0	0	0	0	0	0	-	0	0	0	0	0	0	0	0	N	N	N
Feb 6 10	NYR	0	0	0	0	0	0	-	0	0	0	0	0	0	0	0	N	N	N
Feb 8 10	PHI	0	1	1	-1	2	1	0.0	1	0	0	0	0	0	0	0	N	N	N
Feb 10 10	PHI	0	0	0	-3	0	0	-	0	0	0	0	0	0	0	0	N	N	N
Feb 12 10	NSH	0	0	0	1	0	0	-	0	0	0	0	0	0	0	0	N	N	N
Feb 13 10	CAR	0	0	0	0	0	1	0.0	0	0	0	0	0	0	0	0	N	N	N
Mar 2 10	SJS	0	0	0	-1	0	1	0.0	0	0	0	0	0	0	0	0	N	N	N
Mar 5 10	CGY	0	1	1	0	0	0	-	0	0	0	0	0	0	0	0	N	N	N
Mar 7 10	EDM	0	0	0	0	0	1	0.0	0	0	0	0	0	0	0	0	N	N	N
Mar 10 10	NYR	0	2	2	2	0	1	0.0	0	0	0	0	0	0	0	0	N	N	N
Mar 12 10	PIT	1	1	2	3	0	3	33.3	0	0	0	0	0	0	0	0	Y	N	N
Mar 13 10	NYI	0	0	0	-1	0	1	0.0	0	0	0	0	0	0	0	0	N	N	N
Mar 15 10	BOS	0	0	0	-1	0	2	0.0	0	0	0	0	0	0	0	0	N	N	N
Mar 17 10	PIT	0	0	0	1	0	0	-	0	0	0	0	0	0	0	0	N	N	N
Mar 18 10	TOR	0	1	1	0	0	2	0.0	0	0	0	0	0	0	0	0	N	N	N
Mar 20 10	STL	0	0	0	-1	0	0	-	0	0	0	0	0	0	0	0	N	N	N
Mar 23 10	CBJ	0	0	0	-1	0	0	-	0	0	0	0	0	0	0	0	N	N	N
Mar 25 10	NYR	0	1	1	0	0	0	-	0	0	0	0	0	0	0	0	N	N	N
Mar 27 10	MTL	0	1	1	0	0	0	-	0	0	0	0	0	0	0	0	N	N	N
Mar 28 10	PHI	0	1	1	0	0	1	0.0	0	0	0	0	0	0	0	0	N	N	N
Mar 30 10	BOS	0	0	0	-1	0	2	0.0	0	0	0	0	0	0	0	0	N	N	N
Apr 2 10	CHI	0	0	0	-1	0	2	0.0	0	0	0	0	0	0	0	0	N	N	N
Apr 3 10	CAR	0	1	1	1	0	0	-	0	0	0	0	0	0	0	0	N	N	N
Apr 6 10	ATL	0	0	0	0	0	2	0.0	0	0	0	0	0	0	0	0	N	N	N
Apr 8 10	FLA	DID NOT DRESS																	
Apr 10 10	NYI	0	2	2	2	0	2	0.0	0	0	0	0	0	0	0	0	N	N	N
Apr 11 10	BUF	0	0	0	-1	0	3	0.0	0	0	0	0	0	0	0	0	N	N	N
	78GP	6	31	37	9	14	86	7.0	7	0	0	0	0	0	4	0	4	0	0



NEW JERSEY DEVILS

ILYA KOVALCHUK

LEFT WING #17



Born, Tver, Rus., April 15, 1983;

Shoots right. 6'2", 230 lbs.;

Atlanta's 1st choice, 1st overall, in 2001 Entry Draft.

BIO: Totaled 41g-44a-85pts overall, including 10g-17a-27pts in 27 games with Devils...Reached 40-goal mark for sixth straight season; is first player to accomplish feat since L. Robitaille (1986-87 through '93-94) and Br. Hull (1988-89 to '93-94)...Totals show 25 multiple-point games, including three season-high four-point efforts: 1g-3a Mar. 23 vs. Columbus, 1g-3a Jan. 2 at NY Islanders and 2g-2a Nov. 13 vs. Los Angeles...Recorded seven 3pt games, including two 2g-1a matches: Jan. 19 vs. Toronto and Oct. 3 vs. Tampa Bay...Also had 1g-2a five times, most recently Apr. 10 vs. NY Islanders...Posted 15 2pt efforts, including three two-goal contests over the season's first seven games: Oct. 22 vs. Washington, Oct. 17 at Buffalo and Oct. 8 at St. Louis...Had nine 1g-1a-2pt games, most recently Mar. 2 at San Jose; and three two-assist games, most recently Apr. 3 at Carolina...Tallied career-high (tie) ten-game point-scoring streak Dec. 10-28 (7g-8a-15pts); set career-high with six-game assist streak Dec. 10-19 (6a)...Totals include three 4-game streaks: Mar. 23-28 (3g-5a-8pts), Feb. 12-Mar. 5 (3g-3a-6pts) and Nov. 12-19 (4g-7a-11pts)...Also had two 3-game streaks, most recently Jan. 12-16 (3g-3a-6pts); and points in back-to-back games seven times, most recently Apr. 10-11 (1g-3a-4pts)...Reached/surpassed 300a mark in NHL career Apr. 3 at Carolina...Named NHL's *Third Star of the Week* for the period ending Mar. 28; led all scorers with 3g-5a-8pts in 4 games...Unsuccessful on second career penalty shot attempt Mar. 12 vs. Pittsburgh (M.A. Fleury)...Played in his 600th career contest Feb. 13 at Carolina...Recorded first goal with squad Feb. 12 vs. Nashville...Posted two assists in debut with club Feb. 5 vs. Toronto...Reached the 600pt mark with goal Jan. 1 at Buffalo; notched his 300th career goal Oct. 8 at St. Louis...Named league's *Second Star of the Week* for period ending Nov. 15; totaled 3g-5a-8pts...Was 2-8 (25.0%) in shootouts, including game-determining goal Dec. 14 at NY Rangers...Posted career highs of 52 goals during the 2005-06/'07-08 seasons, as well as 98 points in 2005-06...Won Maurice "Rocket" Richard Trophy in 2003-04; tied for league lead with 41g...Named to NHL All-Rookie Team in 2001-02, Second All-Star Team in 2003-04...Represented Russia at 2002, '06, '10 Olympic Winter Games; totaled 1g-2a-3pts in four contests and served as alternate captain in 2010...Participating in Stanley Cup Playoffs for first time since lone appearance in 2007.

YEAR	TEAM	LEAGUE	REGULAR SEASON												PLAYOFFS				
			GP	G	A	PTS	+/-	PIM	PP	SH	GW	GT	S		GP	G	A	PTS	PIM
1999-00	Spartak Moscow	Rus.-2	49	12	5	17	-	75	-	-	-	-	-	-	-	-	-	-	-
	Spartak Moscow	Rus.-3	2	2	1	3	-	14	-	-	-	-	-	-	-	-	-	-	-
2000-01	Spartak Moscow	Rus.	40	28	18	46	-	78	-	-	-	-	-	-	12	14	4	18	38
	Russia	WJC-A	7	4	2	6	-	37	-	-	-	-	-	-	-	-	-	-	-
2001-02	Atlanta	NHL	65	29	22	51	19-	28	7	0	4	1	184	-	-	-	-	-	-
	Russia	Olym.	6	1	2	3	-	14	-	-	-	-	-	-	-	-	-	-	-
2002-03	Atlanta	NHL	81	38	29	67	24-	57	9	0	3	0	257	-	-	-	-	-	-
	Russia	WC-A	7	4	0	4	-	6	-	-	-	-	-	-	-	-	-	-	-
2003-04	Atlanta	NHL	81	*41	46	87	10-	63	16	1	6	0	341	-	-	-	-	-	-
	Russia	WC-A	6	3	1	4	-	6	-	-	-	-	-	-	-	-	-	-	-
2004-05	Ak Bars Kazan	Rus.	53	19	23	42	-	72	-	-	-	-	-	4	0	1	1	0	0
	Russia	W Cup	4	1	0	1	-	4	-	-	-	-	-	-	-	-	-	-	-
2005-06	Russia	WC-A	9	3	3	6	-	4	-	-	-	-	-	-	-	-	-	-	-
	Atlanta	NHL	78	52	46	98	6-	68	27	0	7	-	323	-	-	-	-	-	-
2006-07	Russia	Olym.	8	4	1	5	-	31	-	-	-	-	-	-	-	-	-	-	-
	Atlanta	NHL	82	42	34	76	2-	66	18	0	7	-	336	4	1	1	2	19	19
2007-08	Russia	WC-A	9	2	5	7	-	10	-	-	-	-	-	-	-	-	-	-	-
	Atlanta	NHL	79	52	35	87	12-	52	16	2	4	-	283	-	-	-	-	-	-
2008-09	Russia	WC-A	8	2	6	8	-	52	-	-	-	-	-	-	-	-	-	-	-
	Atlanta	NHL	79	43	48	91	12-	50	12	0	6	-	275	-	-	-	-	-	-
2009-10	Russia	WC-A	9	5	9	14	-	4	-	-	-	-	-	-	-	-	-	-	-
	Atlanta	NHL	49	31	27	58	1	45	10	0	3	-	179	-	-	-	-	-	-
	DEVILS	NHL	27	10	17	27	9	8	2	0	1	-	111	-	-	-	-	-	-
	Russia	Olym.	4	1	2	3	-	0	-	-	-	-	-	-	-	-	-	-	-
DEVILS TOTALS			27	10	17	27	9	8	2	0	1	-	111	-	-	-	-	-	-
NHL TOTALS			621	338	304	642	75-	437	117	3	41	1	2289	4	1	1	2	19	

*Led League

NHL All-Rookie Team (2002) • NHL Second All-Star Team (2004) • Maurice "Rocket" Richard Trophy (2004) (tied with Jarome Iginla and Rick Nash) • Played in NHL All-Star Game (2004, 2008)

Traded to DEVILS by Atlanta with Anssi Salmela and Atlanta's second-round choice in 2010 Entry Draft for Niclas Bergfors, Johnny Oduya, Patrice Cormier, and New Jersey's first and second-round choices in 2010 Entry Draft, February 4, 2010.

2009-10 SEASON IN REVIEW

GAME-BY-GAME


Date	Opp	G	A	P	+/-	PIM	S	S %	Mn	Mj	Ms	GMS	MP	PS	PP	SH	GW	GD	FG
Oct 3 09	TBL	2	1	3	2	4	2	100.0	2	0	0	0	0	0	0	0	N	N	Y
Oct 8 09	STL	2	0	2	-1	2	5	40.0	1	0	0	0	0	0	1	0	N	N	N
Oct 10 09	OTT	1	0	1	1	0	4	25.0	0	0	0	0	0	0	0	0	N	N	N
Oct 16 09	NJD	0	0	0	-2	2	0	-	1	0	0	0	0	0	0	0	N	N	N
Oct 17 09	BUF	2	0	2	1	0	5	40.0	0	0	0	0	0	0	1	0	N	N	Y
Oct 20 09	MTL	0	0	0	0	0	4	0.0	0	0	0	0	0	0	0	0	N	N	N
Oct 22 09	WSH	2	0	2	-1	0	7	28.6	0	0	0	0	0	0	1	0	N	N	N
Oct 24 09	SJS	0	0	0	-1	0	0	-	0	0	0	0	0	0	0	0	N	N	N
Oct 29 09	WSH	INJURED/BROKEN FOOT																	
Oct 31 09	OTT	INJURED/BROKEN FOOT																	
Nov 3 09	MTL	INJURED/BROKEN FOOT																	
Nov 5 09	CBJ	INJURED/BROKEN FOOT																	
Nov 7 09	NYI	INJURED/BROKEN FOOT																	
Nov 8 09	STL	INJURED/BROKEN FOOT																	
Nov 12 09	NYR	1	2	3	1	0	6	16.7	0	0	0	0	0	0	1	0	N	N	N
Nov 13 09	LAK	2	2	4	3	0	3	66.7	0	0	0	0	0	0	1	0	N	N	N
Nov 15 09	EDM	0	1	1	0	0	3	0.0	0	0	0	0	0	0	0	0	N	N	N
Nov 19 09	BOS	1	2	3	1	0	4	25.0	0	0	0	0	0	0	1	0	N	N	N
Nov 21 09	PIT	0	0	0	0	19	1	0.0	2	1	1	0	0	0	0	0	N	N	N
Nov 22 09	TBL	0	0	0	-3	0	7	0.0	0	0	0	0	0	0	0	0	N	N	N
Nov 25 09	DET	0	1	1	0	0	2	0.0	0	0	0	0	0	0	0	0	N	N	N
Nov 27 09	CAR	1	1	2	1	0	3	33.3	0	0	0	0	0	0	0	0	N	N	N
Nov 28 09	PHI	0	0	0	0	0	2	0.0	0	0	0	0	0	0	0	0	N	N	N
Nov 30 09	FLA	1	0	1	1	0	7	14.3	0	0	0	0	0	0	0	0	N	N	N
Dec 3 09	NYI	0	0	0	-3	0	6	0.0	0	0	0	0	0	0	0	0	N	N	N
Dec 5 09	FLA	1	0	1	1	0	4	25.0	0	0	0	0	0	0	0	0	N	N	N
Dec 7 09	TOR	0	1	1	-2	0	1	0.0	0	0	0	0	0	0	0	0	N	N	N
Dec 9 09	CGY	0	0	0	-1	2	1	0.0	1	0	0	0	0	0	0	0	N	N	N
Dec 10 09	VAN	0	1	1	-2	12	3	0.0	1	0	1	0	0	0	0	0	N	N	N
Dec 12 09	MTL	1	1	2	1	0	3	33.3	0	0	0	0	0	0	1	0	Y	N	N
Dec 14 09	NYR	0	1	1	0	0	1	0.0	0	0	0	0	0	0	0	0	N	N	N
Dec 16 09	FLA	1	1	2	0	0	4	25.0	0	0	0	0	0	0	0	0	N	N	N
Dec 17 09	DAL	1	1	2	-2	0	3	33.3	0	0	0	0	0	0	1	0	N	N	N
Dec 19 09	NJD	0	1	1	1	0	0	-	0	0	0	0	0	0	0	0	N	N	N
Dec 21 09	MTL	1	0	1	1	0	5	20.0	0	0	0	0	0	0	0	0	N	N	Y
Dec 23 09	BOS	1	1	2	1	2	6	16.7	1	0	0	0	0	0	0	0	N	N	N
Dec 26 09	TBL	1	1	2	1	0	7	14.3	0	0	0	0	0	0	0	0	N	N	N
Dec 28 09	NJD	1	0	1	1	0	5	20.0	0	0	0	0	0	0	0	0	N	N	Y
Dec 30 09	BOS	0	0	0	0	0	2	0.0	0	0	0	0	0	0	0	0	N	N	N
Jan 1 10	BUF	1	0	1	0	0	5	20.0	0	0	0	0	0	0	0	0	N	N	Y
Jan 2 10	NYI	1	3	4	3	0	1	100.0	0	0	0	0	0	0	1	0	N	N	N
Jan 5 10	PIT	0	0	0	-3	2	3	0.0	1	0	0	0	0	0	0	0	N	N	N
Jan 7 10	NYR	0	0	0	-1	0	1	0.0	0	0	0	0	0	0	0	0	N	N	N
Jan 9 10	WSH	0	0	0	-3	0	7	0.0	0	0	0	0	0	0	0	0	N	N	N
Jan 12 10	OTT	1	2	3	3	0	5	20.0	0	0	0	0	0	0	0	0	N	N	N
Jan 14 10	BUF	1	0	1	0	0	4	25.0	0	0	0	0	0	0	1	0	N	N	N
Jan 16 10	CAR	1	1	2	2	0	5	20.0	0	0	0	0	0	0	0	0	Y	N	N
Jan 18 10	FLA	0	0	0	0	0	4	0.0	0	0	0	0	0	0	0	0	N	N	N
Jan 19 10	TOR	2	1	3	2	0	8	25.0	0	0	0	0	0	0	0	0	Y	N	N
Jan 21 10	CAR	0	0	0	-1	0	6	0.0	0	0	0	0	0	0	0	0	N	N	N
Jan 23 10	TBL	0	0	0	1	0	3	0.0	0	0	0	0	0	0	0	0	N	N	N
Jan 26 10	ANA	0	0	0	0	0	5	0.0	0	0	0	0	0	0	0	0	N	N	N
Jan 28 10	PHI	1	0	1	1	0	2	50.0	0	0	0	0	0	0	0	0	N	N	N
Jan 30 10	NSH	0	1	1	-2	0	2	0.0	0	0	0	0	0	0	0	0	N	N	N
Feb 2 10	TBL	0	0	0	-1	0	2	0.0	0	0	0	0	0	0	0	0	N	N	N
Feb 5 10	TOR	0	2	2	0	2	1	0.0	1	0	0	0	0	0	0	0	N	N	N
Feb 6 10	NYR	0	0	0	0	4	8	0.0	2	0	0	0	0	0	0	0	N	N	N
Feb 8 10	PHI	0	0	0	0	0	9	0.0	0	0	0	0	0	0	0	0	N	N	N
Feb 10 10	PHI	0	0	0	-1	0	5	0.0	0	0	0	0	0	0	0	0	N	N	N
Feb 12 10	NSH	1	1	2	3	0	7	14.3	0	0	0	0	0	0	0	0	Y	N	N
Feb 13 10	CAR	0	1	1	-2	0	1	0.0	0	0	0	0	0	0	0	0	N	N	N
Mar 2 10	SJS	1	1	2	1	0	5	20.0	0	0	0	0	0	0	1	0	N	N	N
Mar 5 10	CGY	1	0	1	0	0	3	33.3	0	0	0	0	0	0	0	0	N	N	N
Mar 7 10	EDM	0	0	0	-1	0	5	0.0	0	0	0	0	0	0	0	0	N	N	N
Mar 10 10	NYR	0	0	0	1	0	1	0.0	0	0	0	0	0	0	0	0	N	N	N
Mar 12 10	PIT	1	2	3	2	0	7	14.3	0	0	0	0	0	0/1	0	0	N	N	N
Mar 13 10	NYI	1	0	1	-1	2	4	25.0	1	0	0	0	0	0	0	0	N	N	N
Mar 15 10	BOS	0	0	0	0	0	1	0.0	0	0	0	0	0	0	0	0	N	N	N
Mar 17 10	PIT	0	0	0	1	0	2	0.0	0	0	0	0	0	0	0	0	N	N	N
Mar 18 10	TOR	0	0	0	0	0	5	0.0	0	0	0	0	0	0	0	0	N	N	N
Mar 20 10	STL	0	0	0	-1	0	5	0.0	0	0	0	0	0	0	0	0	N	N	N
Mar 23 10	CBJ	1	3	4	2	0	2	50.0	0	0	0	0	0	0	1	0	N	N	N
Mar 25 10	NYR	1	0	1	1	0	6	16.7	0	0	0	0	0	0	0	0	N	N	Y
Mar 27 10	MTL	0	2	2	1	0	3	0.0	0	0	0	0	0	0	0	0	N	N	N
Mar 28 10	PHI	1	0	1	0	0	5	20.0	0	0	0	0	0	0	0	0	N	N	N
Mar 30 10	BOS	0	0	0	-1	0	1	0.0	0	0	0	0	0	0	0	0	N	N	N
Apr 2 10	CHI	1	0	1	0	0	6	16.7	0	0	0	0	0	0	0	0	N	N	Y
Apr 3 10	CAR	0	2	2	2	0	1	0.0	0	0	0	0	0	0	0	0	N	N	N
Apr 6 10	ATL	0	0	0	0	0	0	-	0	0	0	0	0	0	0	0	N	N	N
Apr 8 10	FLA	0	0	0	0	0	7	0.0	0	0	0	0	0	0	0	0	N	N	N
Apr 10 10	NYI	1	2	3	1	0	6	16.7	0	0	0	0	0	0	0	0	N	N	N
Apr 11 10	BUF	0	1	1	1	0	5	0.0	0	0	0	0	0	0	0	0	N	N	N
76GP		41	44	85	10	53	290	14.1	14	1	2	0	0	0/1	12	0	4	0	7



NEW JERSEY DEVILS

JAMIE LANGENBRUNNER

RIGHT WING #15



Born, Cloquet, MN, July 24, 1975;

Shoots right. 6'1", 205 lbs.;

Dallas' 2nd choice, 35th overall, in 1993 Entry Draft.

BIO: Played in career-high 151 consecutive games through Apr. 2...Set career high with 42 assists; 61 points were second most of career (69, '08-09)...Totals show 15 multiple-point games, including three season-high three-point outings: 1g-2a Feb. 12 vs. Nashville, 1g-2a Jan. 23 at NY Islanders and career-high three goals Jan. 2 at Minnesota...Had 12 2pt efforts, including four 1g-1a games, most recently Mar. 10 vs. NY Rangers; and eight two-assist games, most recently Mar. 23 vs. Columbus...Recorded points in season-high seven straight games twice: Dec. 28-Jan. 9 (5g-6a-11pts) and Nov. 28-Dec. 11 (2g-6a-8pts)...Totaled points in six straight Oct. 16-29 (1g-6a-7pts); had points in four straight Feb. 12-Mar. 5 (1g-5a-6pts)...Posted points in three straight Mar. 23-27 (2g-2a-4pts); as well as back-to-back games four times, most recently Jan. 22-23 (1g-3a-4pts)...Led squad with two shorthanded goals; now has 15 SHG in NHL career...Reached/surpassed 600-point mark in NHL career Mar. 10; appeared in his 500th game with squad Jan. 20 vs. Florida; posted 200th assist with team Nov. 7 at Ottawa; and played in his 900th career game Nov. 11 vs. Anaheim...Named NHL's *First Star of the Week* for period ending Jan. 3; tallied 5g-1a-6pts in four games...Notched game-determining goals Nov. 27 at Boston and Oct. 12 at Washington; was 3-9 (33.3%) in shootouts overall...Unsuccessful on first career penalty shot attempt Oct. 31 at Tampa Bay (A. Niittymaki)...Served Silver Medal-winning Team USA as captain during 2010 Olympic Winter Games; posted 1g-3a-4pts in six appearances...A member of Stanley Cup Championship teams with New Jersey in 2003 and Dallas in 1999...Four career playoff overtime goals are tied for first (C. Drury) among active players...Six career game-winning goals are tied for most in team history (P. Elias, C. Lemieux, S. Stevens & P. Sykora).

YEAR	TEAM	LEAGUE	REGULAR SEASON												PLAYOFFS				
			GP	G	A	PTS	+/-	PIM	PP	SH	GW	GT	S		GP	G	A	PTS	PIM
1990-91	Cloquet H.S.	MN	20	6	16	22	-	8	-	-	-	-	-	-	-	-	-	-	-
1991-92	Cloquet H.S.	MN	23	16	23	39	-	24	-	-	-	-	-	-	-	-	-	-	-
1992-93	Cloquet H.S.	MN	28	27	62	89	-	18	-	-	-	-	-	-	-	-	-	-	-
1993-94	Peterborough	OHL	62	33	58	91	-	53	-	-	-	-	-	-	7	4	6	10	2
	United States	WJC-A	7	2	0	2	-	13	-	-	-	-	-	-	-	-	-	-	-
1994-95	Peterborough	OHL	62	42	57	99	-	84	-	-	-	-	-	-	11	8	14	22	12
	Dallas	NHL	2	0	0	0	0	2	0	0	0	0	1	-	-	-	-	-	-
	Kalamazoo	IHL	-	-	-	-	-	-	-	-	-	-	-	11	1	3	4	2	-
	United States	WJC-A	7	1	1	2	-	6	-	-	-	-	-	-	-	-	-	-	-
1995-96	Dallas	NHL	12	2	2	4	2-	6	1	0	0	0	15	-	-	-	-	-	-
	Michigan	IHL	59	25	40	65	-	129	-	-	-	-	-	10	3	10	13	8	-
1996-97	Dallas	NHL	76	13	26	39	2-	51	3	0	3	0	112	5	1	1	2	14	-
1997-98	Dallas	NHL	81	23	29	52	9	61	8	0	6	1	159	16	1	4	5	14	-
	United States	Olym.	3	0	0	0	-	4	-	-	-	-	-	-	-	-	-	-	-
1998-99	Dallas	NHL	75	12	33	45	10	62	4	0	1	0	145	23	10	7	17	16	-
1999-00	Dallas	NHL	65	18	21	39	16	68	4	2	6	0	153	15	1	7	8	18	-
2000-01	Dallas	NHL	53	12	18	30	4	57	3	2	4	0	104	10	2	2	4	6	-
2001-02	Dallas	NHL	68	10	16	26	11-	54	0	1	2	0	132	-	-	-	-	-	-
	DEVILS	NHL	14	3	3	6	2	23	0	0	2	0	31	5	0	1	1	8	-
2002-03	DEVILS	NHL	78	22	33	55	17	65	5	1	5	0	197	24	*11	7	*18	16	-
2003-04	DEVILS	NHL	53	10	16	26	9	43	1	2	2	0	130	5	0	2	2	2	-
2004-05	United States	W Cup	3	0	0	0	-	4	-	-	-	-	-	-	-	-	-	-	-
	Ingolstadt	Ger.	11	2	2	4	-	22	-	-	-	-	-	11	1	6	7	6	-
2005-06	DEVILS	NHL	80	19	34	53	1-	74	8	1	1	-	243	9	3	10	13	16	-
2006-07	DEVILS	NHL	82	23	37	60	9-	64	12	0	7	-	243	11	2	6	8	7	-
2007-08	DEVILS	NHL	64	13	28	41	1-	30	5	1	2	-	152	5	0	4	4	4	-
2008-09	DEVILS	NHL	81	29	40	69	25	56	6	3	7	-	229	4	2	1	3	2	-
2009-10	DEVILS	NHL	81	19	42	61	6	44	6	2	4	-	228	-	-	-	-	-	-
	United States	Olym.	6	1	3	4	-	0	-	-	-	-	-	-	-	-	-	-	-
DEVILS TOTALS			533	138	233	371	48	399	43	10	30	-	1453	63	18	31	49	55	
NHL TOTALS			965	228	378	606	72	760	66	15	52	1	2274	132	33	52	85	123	

Minnesota High School Player of the Year (1993)

*Led League

Traded to DEVILS by Dallas with Joe Nieuwendyk for Jason Arnott, Randy McKay and DEVILS' first-round choice (later traded to Buffalo-Dan Paille) in 2002 Entry Draft, March 19, 2002.

2009-10 SEASON IN REVIEW

GAME-BY-GAME


Date	Opp	G	A	P	+/-	PIM	S	S %	Mn	Mj	Ms	GMs	MP	PS	PP	SH	GW	GD	FG	
Oct 3 09	PHI	1	0	1	0	0	1	100.0	0	0	0	0	0	0	0	1	N	N	N	
Oct 5 09	NYR	0	0	0	0	0	1	0.0	0	0	0	0	0	0	0	0	N	N	N	
Oct 8 09	TBL	0	0	0	0	0	3	0.0	0	0	0	0	0	0	0	0	N	N	N	
Oct 10 09	FLA	0	0	0	0	0	5	0.0	0	0	0	0	0	0	0	0	N	N	N	
Oct 12 09	WSH	0	0	0	0	0	1	0.0	0	0	0	0	0	0	0	0	N	Y	N	
Oct 16 09	ATL	0	2	2	1	0	4	0.0	0	0	0	0	0	0	0	0	N	N	N	
Oct 17 09	CAR	1	0	1	2	0	2	50.0	0	0	0	0	0	0	0	0	Y	N	Y	
Oct 22 09	NYR	0	1	1	2	0	0	-	0	0	0	0	0	0	0	0	N	N	N	
Oct 24 09	PIT	0	1	1	0	0	6	0.0	0	0	0	0	0	0	0	0	N	N	N	
Oct 28 09	BUF	0	1	1	-1	0	3	0.0	0	0	0	0	0	0	0	0	N	N	N	
Oct 29 09	BOS	0	1	1	1	0	3	0.0	0	0	0	0	0	0	0	0	N	N	N	
Oct 31 09	TBL	0	0	0	0	0	3	0.0	0	0	0	0	0	0/1	0	0	N	N	N	
Nov 4 09	WSH	0	1	1	0	0	2	0.0	0	0	0	0	0	0	0	0	N	N	N	
Nov 6 09	NYI	0	0	0	0	0	1	0.0	0	0	0	0	0	0	0	0	N	N	N	
Nov 7 09	OTT	0	2	2	0	0	3	0.0	0	0	0	0	0	0	0	0	N	N	N	
Nov 11 09	ANA	1	1	2	1	0	5	20.0	0	0	0	0	0	0	0	0	N	N	Y	
Nov 12 09	PIT	0	0	0	-1	0	1	0.0	0	0	0	0	0	0	0	0	N	N	N	
Nov 14 09	WSH	1	1	2	1	0	2	50.0	0	0	0	0	0	0	1	0	N	N	N	
Nov 16 09	PHI	0	1	1	1	2	5	0.0	1	0	0	0	0	0	0	0	N	N	N	
Nov 19 09	NSH	0	0	0	-1	0	4	0.0	0	0	0	0	0	0	0	0	N	N	N	
Nov 21 09	DAL	0	2	2	-1	0	3	0.0	0	0	0	0	0	0	0	0	N	N	N	
Nov 25 09	OTT	1	1	2	2	0	3	33.3	0	0	0	0	0	0	0	0	N	N	N	
Nov 27 09	BOS	0	0	0	-1	2	4	0.0	1	0	0	0	0	0	0	0	N	Y	N	
Nov 28 09	NYI	0	2	2	2	2	3	0.0	1	0	0	0	0	0	0	0	N	N	N	
Dec 2 09	VAN	0	1	1	0	2	0	-	1	0	0	0	0	0	0	0	N	N	N	
Dec 4 09	TBL	1	0	1	1	2	1	100.0	1	0	0	0	0	0	0	0	Y	N	N	
Dec 5 09	DET	1	0	1	1	0	3	33.3	0	0	0	0	0	0	0	0	N	N	Y	
Dec 7 09	BUF	0	1	1	0	0	0	-	0	0	0	0	0	0	0	0	N	N	N	
Dec 9 09	CAR	0	1	1	1	0	3	0.0	0	0	0	0	0	0	0	0	N	N	N	
Dec 11 09	FLA	0	1	1	0	0	1	0.0	0	0	0	0	0	0	0	0	N	N	N	
Dec 12 09	PHI	0	0	0	0	2	0	-	1	0	0	0	0	0	0	0	N	N	N	
Dec 16 09	MTL	0	0	0	-1	0	1	0.0	0	0	0	0	0	0	0	0	N	N	N	
Dec 18 09	OTT	1	0	1	1	6	2	50.0	3	0	0	0	0	0	1	0	N	N	Y	
Dec 19 09	ATL	0	0	0	-1	2	0	-	1	0	0	0	0	0	0	0	N	N	N	
Dec 21 09	PIT	0	0	0	0	0	2	0.0	0	0	0	0	0	0	0	0	N	N	N	
Dec 26 09	WSH	0	0	0	-1	2	2	0.0	1	0	0	0	0	0	0	0	N	N	N	
Dec 28 09	ATL	0	1	1	0	0	1	0.0	0	0	0	0	0	0	0	0	N	N	N	
Dec 30 09	PIT	1	0	1	1	0	4	25.0	0	0	0	0	0	0	0	1	N	N	N	
Dec 31 09	CHI	1	0	1	0	0	3	33.3	0	0	0	0	0	0	0	0	N	N	N	
Jan 2 10	MIN	3	0	3	-1	0	7	42.9	0	0	0	0	0	0	2	0	N	N	N	
Jan 5 10	DAL	0	2	2	2	0	3	0.0	0	0	0	0	0	0	0	0	N	N	N	
Jan 8 10	TBL	0	2	2	1	0	9	0.0	0	0	0	0	0	0	0	0	N	N	N	
Jan 9 10	MTL	0	1	1	1	0	2	0.0	0	0	0	0	0	0	0	0	N	N	N	
Jan 12 10	NYR	0	0	0	0	0	4	0.0	0	0	0	0	0	0	0	0	N	N	N	
Jan 14 10	PHX	0	1	1	0	0	3	0.0	0	0	0	0	0	0	0	0	N	N	N	
Jan 16 10	COL	0	0	0	-2	0	4	0.0	0	0	0	0	0	0	0	0	N	N	N	
Jan 18 10	NYI	0	0	0	-1	2	3	0.0	1	0	0	0	0	0	0	0	N	N	N	
Jan 20 10	FLA	0	0	0	0	2	3	0.0	1	0	0	0	0	0	0	0	N	N	N	
Jan 22 10	MTL	0	1	1	0	0	8	0.0	0	0	0	0	0	0	0	0	N	N	N	
Jan 23 10	NYI	1	2	3	2	0	3	33.3	0	0	0	0	0	0	0	0	N	N	Y	
Jan 26 10	OTT	0	0	0	0	0	6	0.0	0	0	0	0	0	0	0	0	N	N	N	
Jan 27 10	BUF	0	0	0	0	2	6	0.0	1	0	0	0	0	0	0	0	N	N	N	
Jan 29 10	TOR	0	0	0	-1	2	1	0.0	1	0	0	0	0	0	0	0	N	N	N	
Jan 31 10	LAK	0	0	0	0	0	5	0.0	0	0	0	0	0	0	0	0	N	N	N	
Feb 2 10	TOR	0	0	0	-1	0	2	0.0	0	0	0	0	0	0	0	0	N	N	N	
Feb 5 10	TOR	0	2	2	1	0	3	0.0	0	0	0	0	0	0	0	0	N	N	N	
Feb 6 10	NYR	0	0	0	0	0	5	0.0	0	0	0	0	0	0	0	0	N	N	N	
Feb 8 10	PHI	0	1	1	-1	0	6	0.0	0	0	0	0	0	0	0	0	N	N	N	
Feb 10 10	PHI	0	0	0	0	0	3	0.0	0	0	0	0	0	0	0	0	N	N	N	
Feb 12 10	NSH	1	2	3	2	0	1	100.0	0	0	0	0	0	0	0	0	N	N	N	
Feb 13 10	CAR	0	1	1	-2	0	4	0.0	0	0	0	0	0	0	0	0	N	N	N	
Mar 2 10	SJS	0	1	1	-1	0	2	0.0	0	0	0	0	0	0	0	0	N	N	N	
Mar 5 10	CGY	0	1	1	-2	0	1	0.0	0	0	0	0	0	0	0	0	N	N	N	
Mar 7 10	EDM	0	0	0	0	0	1	0.0	0	0	0	0	0	0	0	0	N	N	N	
Mar 10 10	NYR	1	1	2	2	0	4	25.0	0	0	0	0	0	0	0	0	Y	N	N	
Mar 12 10	PIT	0	0	0	1	6	3	0.0	3	0	0	0	0	0	0	0	N	N	N	
Mar 13 10	NYI	0	0	0	-2	0	2	0.0	0	0	0	0	0	0	0	0	N	N	N	
Mar 15 10	BOS	0	0	0	0	2	1	0.0	1	0	0	0	0	0	0	0	N	N	N	
Mar 17 10	PIT	0	0	0	1	0	2	0.0	0	0	0	0	0	0	0	0	N	N	N	
Mar 18 10	TOR	0	0	0	-1	2	0	-	1	0	0	0	0	0	0	0	N	N	N	
Mar 20 10	STL	0	0	0	0	2	0	-	1	0	0	0	0	0	0	0	N	N	N	
Mar 23 10	CBJ	0	2	2	0	0	3	0.0	0	0	0	0	0	0	0	0	N	N	N	
Mar 25 10	NYR	1	0	1	0	0	4	25.0	0	0	0	0	0	0	0	0	N	N	N	
Mar 27 10	MTL	1	0	1	-1	2	2	50.0	1	0	0	0	0	0	1	0	N	N	N	
Mar 28 10	PHI	0	0	0	-2	0	4	0.0	0	0	0	0	0	0	0	0	N	N	N	
Mar 30 10	BOS	0	0	0	0	0	3	0.0	0	0	0	0	0	0	0	0	N	N	N	
Apr 2 10	CHI	0	0	0	0	0	6	0.0	0	0	0	0	0	0	0	0	N	N	N	
Apr 3 10	CAR	DID NOT DRESS																		
Apr 6 10	ATL	0	0	0	0	0	3	0.0	0	0	0	0	0	0	0	0	N	N	N	
Apr 8 10	FLA	0	0	0	-1	0	2	0.0	0	0	0	0	0	0	0	0	N	N	N	
Apr 10 10	NYI	0	0	0	1	0	0	-	0	0	0	0	0	0	0	0	N	N	N	
Apr 11 10	BUF	1	0	1	1	0	3	33.3	0	0	0	0	0	0	1	0	Y	N	N	
81GP		19	42	61	6	44	228	8.3	22	0	0	0	0	0/1	6	2	4	2	5	



NEW JERSEY DEVILS

PIERRE-LUC LETOURNEAU-LEBLOND

LEFT WING #22



Born, Levis, Que., June 4, 1985;

Shoots left. 6'2", 215 lbs.;

New Jersey's 4th choice, 216th overall, in 2004 Entry Draft.

BIO: Saw action in career-high 27 NHL contests, including season/career-high seven straight appearances Mar. 28-Apr. 10...Totaled two assists/points; one each Apr. 6 at Atlanta and Mar. 18 at Toronto... Made 2009-10 NHL debut Oct. 10 at Florida...Missed 19 games due to upper body injury; was placed on Injured Reserve List three times...Appeared in five AHL games during 16-day conditioning assignment Nov. 25-Dec. 10; posted 2a and 18 penalty minutes...Is only player ever to see action with both ECHL and NHL Devils; made rare jump from ECHL to AHL to NHL...Looking to make his NHL playoff debut.

YEAR	TEAM	LEAGUE	REGULAR SEASON											PLAYOFFS				
			GP	G	A	PTS	+/-	PIM	PP	SH	GW	GT	S	GP	G	A	PTS	PIM
2002-03	Eclaireurs Levis	Midget	-	-	-	-	-	-	-	-	-	-	-	-	-	-	-	-
2003-04	Baie-Comeau	QMJHL	62	2	3	5	-	198	-	-	-	-	-	4	0	0	0	6
2004-05	Baie-Comeau	QMJHL	67	1	6	7	-	229	-	-	-	-	-	6	0	1	1	10
2005-06	Adirondack	UHL	31	3	6	9	-	165	-	-	-	-	-	6	0	1	1	29
	Albany	AHL	27	1	1	2	-	130	-	-	-	-	-	-	-	-	-	-
2006-07	Trenton	ECHL	52	4	9	13	-	183	-	-	-	-	-	4	0	0	0	15
2007-08	Lowell	AHL	36	3	3	6	-	98	-	-	-	-	-	-	-	-	-	-
	Trenton	ECHL	6	0	1	1	-	46	-	-	-	-	-	-	-	-	-	-
2008-09	Lowell	AHL	60	5	5	10	-	216	-	-	-	-	-	-	-	-	-	-
	DEVILS	NHL	8	0	1	1	3	22	0	0	0	-	3	-	-	-	-	-
2009-10	DEVILS	NHL	27	0	2	2	4-	48	0	0	0	-	9	-	-	-	-	-
	Lowell	AHL	5	0	2	2	-	18	-	-	-	-	-	-	-	-	-	-
	DEVILS TOTALS		35	0	3	3	1-	70	0	0	0	-	12	-	-	-	-	-
	NHL TOTALS		35	0	3	3	1-	70	0	0	0	-	12	-	-	-	-	-

2009-10 SEASON IN REVIEW

GAME-BY-GAME

Date	Opp	G	A	P	+/-	PIM	S	S %	Mn	Mj	Ms	GMs	MP	PS	PP	SH	GW	GD	FG
Oct 3 09	PHI	DID NOT DRESS																	
Oct 5 09	NYR	DID NOT DRESS																	
Oct 8 09	TBL	DID NOT DRESS																	
Oct 10 09	FLA	0	0	0	-1	0	0	-	0	0	0	0	0	0	0	0	N	N	N
Oct 12 09	WSH	DID NOT DRESS																	
Oct 16 09	ATL	DID NOT DRESS																	
Oct 17 09	CAR	0	0	0	0	0	1	0.0	0	0	0	0	0	0	0	0	N	N	N
Oct 22 09	NYR	0	0	0	0	0	0	-	0	0	0	0	0	0	0	0	N	N	N
Oct 24 09	PIT	0	0	0	0	0	0	-	0	0	0	0	0	0	0	0	N	N	N
Oct 28 09	BUF	0	0	0	-2	0	0	-	0	0	0	0	0	0	0	0	N	N	N
Oct 29 09	BOS	DID NOT DRESS																	
Oct 31 09	TBL	0	0	0	0	0	0	-	0	0	0	0	0	0	0	0	N	N	N
Nov 4 09	WSH	0	0	0	0	0	1	0.0	0	0	0	0	0	0	0	0	N	N	N
Nov 6 09	NYI	INJURED/UPPER BODY																	
Nov 7 09	OTT	INJURED/UPPER BODY																	
Nov 11 09	ANA	INJURED/UPPER BODY																	
Nov 12 09	PIT	INJURED/UPPER BODY																	
Nov 14 09	WSH	INJURED/UPPER BODY																	
Nov 16 09	PHI	INJURED/UPPER BODY																	
Nov 19 09	NSH	INJURED/UPPER BODY																	
Nov 21 09	DAL	DID NOT DRESS																	
Nov 25 09	OTT	NOT WITH TEAM/TO LOWELL NOV. 25																	
Nov 27 09	BOS	NOT WITH TEAM																	
Nov 28 09	NYI	NOT WITH TEAM																	
Dec 2 09	VAN	NOT WITH TEAM																	
Dec 4 09	TBL	NOT WITH TEAM																	
Dec 5 09	DET	NOT WITH TEAM																	
Dec 7 09	BUF	NOT WITH TEAM																	
Dec 9 09	CAR	NOT WITH TEAM/FROM LOWELL DEC. 10																	
Dec 11 09	FLA	DID NOT DRESS																	
Dec 12 09	PHI	DID NOT DRESS																	
Dec 16 09	MTL	DID NOT DRESS																	
Dec 18 09	OTT	INJURED/UPPER BODY																	
Dec 19 09	ATL	INJURED/UPPER BODY																	
Dec 21 09	PIT	INJURED/UPPER BODY																	
Dec 26 09	WSH	INJURED/UPPER BODY																	
Dec 28 09	ATL	INJURED/UPPER BODY																	
Dec 30 09	PIT	INJURED/UPPER BODY																	
Dec 31 09	CHI	INJURED/UPPER BODY																	
Jan 2 10	MIN	INJURED/UPPER BODY																	
Jan 5 10	DAL	0	0	0	0	0	0	-	0	0	0	0	0	0	0	0	N	N	N
Jan 8 10	TBL	0	0	0	-1	5	0	-	0	1	0	0	0	0	0	0	N	N	N
Jan 9 10	MTL	DID NOT DRESS																	
Jan 12 10	NYR	DID NOT DRESS																	
Jan 14 10	PHX	DID NOT DRESS																	
Jan 16 10	COL	DID NOT DRESS																	
Jan 18 10	NYI	0	0	0	0	0	0	-	0	0	0	0	0	0	0	0	N	N	N
Jan 20 10	FLA	0	0	0	0	0	0	-	0	0	0	0	0	0	0	0	N	N	N
Jan 22 10	MTL	DID NOT DRESS																	
Jan 23 10	NYI	DID NOT DRESS																	
Jan 26 10	OTT	DID NOT DRESS																	
Jan 27 10	BUF	DID NOT DRESS																	
Jan 29 10	TOR	DID NOT DRESS																	
Jan 31 10	LAK	DID NOT DRESS																	
Feb 2 10	TOR	0	0	0	0	7	1	0.0	1	1	0	0	0	0	0	0	N	N	N
Feb 5 10	TOR	0	0	0	0	0	0	-	0	0	0	0	0	0	0	0	N	N	N
Feb 6 10	NYR	DID NOT DRESS																	
Feb 8 10	PHI	0	0	0	0	0	0	-	0	0	0	0	0	0	0	0	N	N	N
Feb 10 10	PHI	0	0	0	0	2	0	-	1	0	0	0	0	0	0	0	N	N	N
Feb 12 10	NSH	INJURED/UPPER BODY																	
Feb 13 10	CAR	INJURED/UPPER BODY																	
Mar 2 10	SJS	INJURED/UPPER BODY																	
Mar 5 10	CGY	INJURED/UPPER BODY																	
Mar 7 10	EDM	DID NOT DRESS																	
Mar 10 10	NYR	0	0	0	-1	5	0	-	0	1	0	0	0	0	0	0	N	N	N
Mar 12 10	PIT	DID NOT DRESS																	
Mar 13 10	NYI	DID NOT DRESS																	
Mar 15 10	BOS	0	0	0	0	5	2	0.0	0	1	0	0	0	0	0	0	N	N	N
Mar 17 10	PIT	DID NOT DRESS																	
Mar 18 10	TOR	0	1	1	1	0	0	-	0	0	0	0	0	0	0	0	N	N	N
Mar 20 10	STL	0	0	0	0	5	0	-	0	1	0	0	0	0	0	0	N	N	N
Mar 23 10	CBJ	0	0	0	-1	5	0	-	0	1	0	0	0	0	0	0	N	N	N
Mar 25 10	NYR	DID NOT DRESS																	
Mar 27 10	MTL	DID NOT DRESS																	
Mar 28 10	PHI	0	0	0	0	9	2	0.0	2	1	0	0	0	0	0	0	N	N	N
Mar 30 10	BOS	0	0	0	0	0	1	0.0	0	0	0	0	0	0	0	0	N	N	N
Apr 2 10	CHI	0	0	0	0	0	0	-	0	0	0	0	0	0	0	0	N	N	N
Apr 3 10	CAR	0	0	0	0	0	0	-	0	0	0	0	0	0	0	0	N	N	N
Apr 6 10	ATL	0	1	1	1	0	1	0.0	0	0	0	0	0	0	0	0	N	N	N
Apr 8 10	FLA	0	0	0	0	0	0	-	0	0	0	0	0	0	0	0	N	N	N
Apr 10 10	NYI	0	0	0	0	5	0	-	0	1	0	0	0	0	0	0	N	N	N
Apr 11 10	BUF	DID NOT DRESS																	
	27GP	0	2	2	4-	48	9	0.0	4	8	0	0	0	0	0	0	N	N	N



NEW JERSEY DEVILS

PAUL MARTIN DEFENSEMAN #7



Born, Minneapolis, MN, March 5, 1981;

Shoots left. 6'1", 200 lbs.;

New Jersey's 5th choice, 62nd overall, in 2000 Entry Draft.

BIO: Appeared in his 400th career NHL game in season-finale Apr. 11 vs. Buffalo; early season injury limited playing time to just 22 games...Finished first among Devils' defensemen with plus-ten mark...Recorded assists/points in season-high four straight games Apr. 6-11 (5a)...Posted points in back-to-back games Oct. 8-10 (2a), including first point of campaign with assist Oct. 8 at Tampa Bay...Posted two multiple-point efforts: two assists Apr. 10 vs. NY Islanders and 1g-1a-2pts Mar. 23 vs. Columbus...Returned to lineup/notched goal Mar. 17 vs. Pittsburgh; was activated from Injured Reserve List earlier that day...Was a healthy "scratch" Apr. 3 at Carolina...Missed 59 contests Oct. 28-Mar. 15 due to non-displaced forearm fracture suffered Oct. 24 at Pittsburgh; underwent surgery Dec. 22...Named to Team USA for 2010 Olympic Winter Games; was unable to play due to injury...In 2008-09, matched previous season's five goals; surpassed previous year's marks with 28a (27) and 33 points (32), while appearing in same number of games (73)...Among Devils' defensemen, was first in assists/points, second in goals (J. Oduya, 7) and tied for second (J. Oduya) at plus-21 (M. Mottau, +24)...Matched career high with 4a/pts in 2009 Stanley Cup Playoffs.

YEAR	TEAM	LEAGUE	REGULAR SEASON											PLAYOFFS				
			GP	G	A	PTS	+/-	PIM	PP	SH	GW	GT	S	GP	G	A	PTS	PIM
1998-99	Elk River H.S.	MN	24	9	21	30	-	28	-	-	-	-	-	-	-	-	-	-
1999-00	Elk River H.S.	MN	24	15	35	50	-	26	-	-	-	-	-	-	-	-	-	-
2000-01	U. Minnesota	WCHA	38	3	17	20	-	8	-	-	-	-	-	-	-	-	-	-
	United States	WJC-A	7	0	4	4	-	2	-	-	-	-	-	-	-	-	-	-
2001-02	U. Minnesota	WCHA	44	8	30	38	-	22	-	-	-	-	-	-	-	-	-	-
2002-03	U. Minnesota	WCHA	45	9	30	39	-	32	-	-	-	-	-	-	-	-	-	-
2003-04	DEVILS	NHL	70	6	18	24	12	4	2	0	2	0	82	5	1	1	2	4
	United States	W Cup	3	0	1	1	-	0	-	-	-	-	-	-	-	-	-	-
	Fribourg	Swi.	11	3	4	7	-	2	-	-	-	-	-	-	-	-	-	-
	United States	WC-A	7	0	0	0	-	2	-	-	-	-	-	-	-	-	-	-
2005-06	DEVILS	NHL	80	5	32	37	1	32	3	0	0	-	97	9	0	3	3	4
	United States	Olym.	-	-	-	-	-	-	-	-	-	-	-	-	-	-	-	-
2006-07	DEVILS	NHL	82	3	23	26	9-	18	1	0	0	-	84	11	0	4	4	6
2007-08	DEVILS	NHL	73	5	27	32	20	22	2	0	2	-	93	5	1	2	3	2
	United States	WC-A	7	1	7	8	-	0	-	-	-	-	-	-	-	-	-	-
2008-09	DEVILS	NHL	73	5	28	33	21	36	2	0	1	-	107	7	0	4	4	2
2009-10	DEVILS	NHL	22	2	9	11	10	2	1	0	0	-	21	-	-	-	-	-
	United States	Olym.	-	-	-	-	-	-	-	-	-	-	-	-	-	-	-	-
DEVILS TOTALS			400	26	137	163	55	114	11	0	5	0	484	37	2	14	16	18
NHL TOTALS			400	26	137	163	55	114	11	0	5	0	484	37	2	14	16	18

Minnesota High School Player of the Year (1999) • WCHA All-Rookie Team (2001) • WCHA Second All-Star Team (2002, 2003) • NCAA West Second All-American Team (2003) • NCAA Championship All-Tournament Team (2003) • Played in NHL *YoungStars* Game (2004)

2009-10 SEASON IN REVIEW

GAME-BY-GAME


Date	Opp	G	A	P	+/-	PIM	S	S %	Mn	Mj	Ms	GMs	MP	PS	PP	SH	GW	GD	FG
Oct 3 09	PHI	0	0	0	-1	0	1	0.0	0	0	0	0	0	0	0	0	N	N	N
Oct 5 09	NYR	0	0	0	-1	0	1	0.0	0	0	0	0	0	0	0	0	N	N	N
Oct 8 09	TBL	0	1	1	0	0	3	0.0	0	0	0	0	0	0	0	0	N	N	N
Oct 10 09	FLA	0	1	1	0	0	1	0.0	0	0	0	0	0	0	0	0	N	N	N
Oct 12 09	WSH	0	0	0	-2	0	0	-	0	0	0	0	0	0	0	0	N	N	N
Oct 16 09	ATL	0	0	0	2	0	1	0.0	0	0	0	0	0	0	0	0	N	N	N
Oct 17 09	CAR	0	0	0	0	0	2	0.0	0	0	0	0	0	0	0	0	N	N	N
Oct 22 09	NYR	0	0	0	2	0	0	-	0	0	0	0	0	0	0	0	N	N	N
Oct 24 09	PIT	0	0	0	1	0	0	-	0	0	0	0	0	0	0	0	N	N	N
Oct 28 09	BUF	INJURED/FOREARM FRACTURE																	
Oct 29 09	BOS	INJURED/FOREARM FRACTURE																	
Oct 31 09	TBL	INJURED/FOREARM FRACTURE																	
Nov 4 09	WSH	INJURED/FOREARM FRACTURE																	
Nov 6 09	NYI	INJURED/FOREARM FRACTURE																	
Nov 7 09	OTT	INJURED/FOREARM FRACTURE																	
Nov 11 09	ANA	INJURED/FOREARM FRACTURE																	
Nov 12 09	PIT	INJURED/FOREARM FRACTURE																	
Nov 14 09	WSH	INJURED/FOREARM FRACTURE																	
Nov 16 09	PHI	INJURED/FOREARM FRACTURE																	
Nov 19 09	NSH	INJURED/FOREARM FRACTURE																	
Nov 21 09	DAL	INJURED/FOREARM FRACTURE																	
Nov 25 09	OTT	INJURED/FOREARM FRACTURE																	
Nov 27 09	BOS	INJURED/FOREARM FRACTURE																	
Nov 28 09	NYI	INJURED/FOREARM FRACTURE																	
Dec 2 09	VAN	INJURED/FOREARM FRACTURE																	
Dec 4 09	TBL	INJURED/FOREARM FRACTURE																	
Dec 5 09	DET	INJURED/FOREARM FRACTURE																	
Dec 7 09	BUF	INJURED/FOREARM FRACTURE																	
Dec 9 09	CAR	INJURED/FOREARM FRACTURE																	
Dec 11 09	FLA	INJURED/FOREARM FRACTURE																	
Dec 12 09	PHI	INJURED/FOREARM FRACTURE																	
Dec 16 09	MTL	INJURED/FOREARM FRACTURE																	
Dec 18 09	OTT	INJURED/FOREARM FRACTURE																	
Dec 19 09	ATL	INJURED/FOREARM FRACTURE																	
Dec 21 09	PIT	INJURED/FOREARM FRACTURE																	
Dec 26 09	WSH	INJURED/FOREARM FRACTURE																	
Dec 28 09	ATL	INJURED/FOREARM FRACTURE																	
Dec 30 09	PIT	INJURED/FOREARM FRACTURE																	
Dec 31 09	CHI	INJURED/FOREARM FRACTURE																	
Jan 2 10	MIN	INJURED/FOREARM FRACTURE																	
Jan 5 10	DAL	INJURED/FOREARM FRACTURE																	
Jan 8 10	TBL	INJURED/FOREARM FRACTURE																	
Jan 9 10	MTL	INJURED/FOREARM FRACTURE																	
Jan 12 10	NYR	INJURED/FOREARM FRACTURE																	
Jan 14 10	PHX	INJURED/FOREARM FRACTURE																	
Jan 16 10	COL	INJURED/FOREARM FRACTURE																	
Jan 18 10	NYI	INJURED/FOREARM FRACTURE																	
Jan 20 10	FLA	INJURED/FOREARM FRACTURE																	
Jan 22 10	MTL	INJURED/FOREARM FRACTURE																	
Jan 23 10	NYI	INJURED/FOREARM FRACTURE																	
Jan 26 10	OTT	INJURED/FOREARM FRACTURE																	
Jan 27 10	BUF	INJURED/FOREARM FRACTURE																	
Jan 29 10	TOR	INJURED/FOREARM FRACTURE																	
Jan 31 10	LAK	INJURED/FOREARM FRACTURE																	
Feb 2 10	TOR	INJURED/FOREARM FRACTURE																	
Feb 5 10	TOR	INJURED/FOREARM FRACTURE																	
Feb 6 10	NYR	INJURED/FOREARM FRACTURE																	
Feb 8 10	PHI	INJURED/FOREARM FRACTURE																	
Feb 10 10	PHI	INJURED/FOREARM FRACTURE																	
Feb 12 10	NSH	INJURED/FOREARM FRACTURE																	
Feb 13 10	CAR	INJURED/FOREARM FRACTURE																	
Mar 2 10	SJS	INJURED/FOREARM FRACTURE																	
Mar 5 10	CGY	INJURED/FOREARM FRACTURE																	
Mar 7 10	EDM	INJURED/FOREARM FRACTURE																	
Mar 10 10	NYR	INJURED/FOREARM FRACTURE																	
Mar 12 10	PIT	INJURED/FOREARM FRACTURE																	
Mar 13 10	NYI	INJURED/FOREARM FRACTURE																	
Mar 15 10	BOS	INJURED/FOREARM FRACTURE																	
Mar 17 10	PIT	1	0	1	1	0	1	100.0	0	0	0	0	0	0	0	0	N	N	N
Mar 18 10	TOR	0	0	0	0	2	0	-	1	0	0	0	0	0	0	0	N	N	N
Mar 20 10	STL	0	0	0	0	0	1	0.0	0	0	0	0	0	0	0	0	N	N	N
Mar 23 10	CBJ	1	1	2	0	0	2	50.0	0	0	0	0	0	0	1	0	N	N	N
Mar 25 10	NYR	0	0	0	3	0	0	-	0	0	0	0	0	0	0	0	N	N	N
Mar 27 10	MTL	0	1	1	1	0	0	-	0	0	0	0	0	0	0	0	N	N	N
Mar 28 10	PHI	0	0	0	-1	0	0	-	0	0	0	0	0	0	0	0	N	N	N
Mar 30 10	BOS	0	0	0	-1	0	0	-	0	0	0	0	0	0	0	0	N	N	N
Apr 2 10	CHI	0	0	0	0	0	1	0.0	0	0	0	0	0	0	0	0	N	N	N
Apr 3 10	CAR	DID NOT DRESS																	
Apr 6 10	ATL	0	1	1	2	0	2	0.0	0	0	0	0	0	0	0	0	N	N	N
Apr 8 10	FLA	0	1	1	1	0	3	0.0	0	0	0	0	0	0	0	0	N	N	N
Apr 10 10	NYI	0	2	2	2	0	1	0.0	0	0	0	0	0	0	0	0	N	N	N
Apr 11 10	BUF	0	1	1	1	0	1	0.0	0	0	0	0	0	0	0	0	N	N	N
	22GP	2	9	11	10	2	21	9.5	1	0	0	0	0	0	1	0	0	0	0



NEW JERSEY DEVILS

DEAN McAMMOND

CENTER #11



Born, Grand Cache, Alta., June 15, 1973;

Shoots left. 5'11", 190 lbs.;

Chicago's 1st choice, 22nd overall, in 1991 Entry Draft.

BIO: Joined organization after signing free agent AHL contract with Lowell Oct. 20; signed two-way contract Nov. 6, paving way for 16th National Hockey League season...Saw action in 62 of 63 games after making NHL season debut Nov. 19 at Nashville; played in season-high 41 straight contests through Feb. 12...Recorded points in season-high four straight games Dec. 16-21 (2g-4a-6pts); also had points in back-to-back games Jan. 2-5 (1g-1a-2pts)...Totaled four multiple-point games, including two goals Dec. 19 at Atlanta...Stats show two assists Mar. 13 at NY Islanders, 1g-1a Feb. 5 vs. Toronto and 2a Dec. 21 at Pittsburgh...Posted shorthanded/empty-net goal Jan. 20 vs. Florida; recorded lone power play tally Dec. 19...Recorded first goal of season/with squad Dec. 11 vs. Florida; posted first point with assist Nov. 19...Missed six games Nov. 6-16 (ill); also missed Feb. 13 match at Carolina with upper body injury...American Hockey League totals show 1g-2a-3pts in six appearances...Split 2008-09 campaign between Ottawa and NY Islanders; had 3g-4a-7pts in 44 games with Sens/2g-7a-9pts in 18 appearances with Isles...Spent 2004-05 season with Devils' AHL affiliate in Albany; teammates included current Devils' forward Z. Parise...Totals show 6g-7a-13pts in 41 career playoff games; recorded 5g-3a-8pts in 18 games with Ottawa in 2007.

YEAR	TEAM	LEAGUE	GP	G	A	PTS	REGULAR SEASON							PLAYOFFS					
							+/-	PIM	PP	SH	GW	GT	S	GP	G	A	PTS	PIM	
1988-89	St. Albert	AMHL	36	33	44	77	-	132	-	-	-	-	-	-	-	-	-	-	-
1989-90	Prince Albert	WHL	53	11	11	22	-	49	-	-	-	-	-	14	2	3	5	18	
1990-91	Prince Albert	WHL	71	33	35	68	-	108	-	-	-	-	-	2	0	1	1	6	
1991-92	Prince Albert	WHL	63	37	54	91	-	189	-	-	-	-	-	10	12	11	23	26	
1992-93	Chicago	NHL	5	0	2	2	2-	0	0	0	0	0	4	3	0	0	0	2	
	Prince Albert	WHL	30	19	29	48	-	44	-	-	-	-	-	-	-	-	-	-	
	Swift Current	WHL	18	10	13	23	-	24	-	-	-	-	-	17	*16	19	35	20	
1993-94	Canada	WJC-A	7	0	1	1	-	12	-	-	-	-	-	-	-	-	-	-	
	Edmonton	NHL	45	6	21	27	12	16	2	0	0	0	52	-	-	-	-	-	
	Cape Breton	AHL	28	9	12	21	-	38	-	-	-	-	-	-	-	-	-	-	
1994-95	Edmonton	NHL	6	0	0	0	1-	0	0	0	0	0	3	-	-	-	-	-	
1995-96	Edmonton	NHL	53	15	15	30	6	23	4	0	0	0	79	-	-	-	-	-	
	Cape Breton	AHL	22	9	15	24	-	55	-	-	-	-	-	-	-	-	-	-	
	Canada	WC-A	8	0	2	2	-	2	-	-	-	-	-	-	-	-	-	-	
1996-97	Edmonton	NHL	57	12	17	29	15-	28	4	0	6	0	106	-	-	-	-	-	
1997-98	Edmonton	NHL	77	19	31	50	9	46	8	0	3	0	128	12	1	4	5	12	
1998-99	Edmonton	NHL	65	9	16	25	5	36	1	0	0	0	122	-	-	-	-	-	
	Chicago	NHL	12	1	4	5	3	2	0	0	1	0	16	-	-	-	-	-	
1999-00	Chicago	NHL	76	14	18	32	11	72	1	0	1	0	118	-	-	-	-	-	
	Canada	WC-A	8	0	0	0	-	0	-	-	-	-	-	-	-	-	-	-	
2000-01	Chicago	NHL	61	10	16	26	4	43	1	0	1	0	95	-	-	-	-	-	
2001-02	Philadelphia	NHL	10	1	1	2	1-	0	1	0	0	0	17	4	0	0	0	2	
	Calgary	NHL	73	21	30	51	2	60	7	0	4	1	152	-	-	-	-	-	
2002-03	Colorado	NHL	41	10	8	18	1	10	2	0	2	0	72	-	-	-	-	-	
2003-04	Calgary	NHL	64	17	13	30	9	18	4	1	5	0	101	-	-	-	-	-	
2004-05	Albany	AHL	79	19	42	61	-	72	-	-	-	-	-	-	-	-	-	-	
2005-06	St. Louis	NHL	78	15	22	37	25-	32	4	0	0	-	116	-	-	-	-	-	
2006-07	Ottawa	NHL	81	14	15	29	11	28	0	2	1	-	86	18	5	3	8	11	
2007-08	Ottawa	NHL	68	9	13	22	1	12	0	3	1	-	67	4	0	0	0	4	
2008-09	Ottawa	NHL	44	3	4	7	2	16	0	1	2	-	40	-	-	-	-	-	
	NY Islanders	NHL	18	2	7	9	5	8	0	0	0	-	19	-	-	-	-	-	
2009-10	Lowell	AHL	6	1	2	3	-	6	-	-	-	-	-	-	-	-	-	-	
	DEVILS	NHL	62	8	9	17	1-	40	1	1	2	-	87	-	-	-	-	-	
	DEVILS TOTALS		62	8	9	17	1-	40	1	1	2	-	87	-	-	-	-	-	
NHL TOTALS			996	186	262	448	36	490	40	8	29	1	1480	41	6	7	13	31	

*Led League

Traded to Edmonton by Chicago with Igor Kravchuk for Joe Murphy, February 24, 1993. Traded to Chicago by Edmonton with Boris Mironov and Jonas Elofsson for Chad Kilger, Daniel Cleary, Ethan Moreau and Christian Laflamme, March 20, 1999. Traded to Philadelphia by Chicago for Philadelphia's third-round choice (later traded to Toronto-Nicolas Corbeil) in 2001 Entry Draft, March 13, 2001. Traded to Calgary by Philadelphia for Calgary's fourth-round choice (Rosario Ruggeri) in 2002 Entry Draft, June 24, 2001. Traded to Colorado by Calgary with Derek Morris and Jeff Shantz for Chris Drury and Stephane Yelle, October 1, 2002. Traded to Calgary by Colorado for Calgary's fifth-round choice (Mark McCutcheon) in 2003 Entry Draft, March 11, 2003. Ruled ineligible to play remainder of 2002-03 season by NHL due to transaction violation by Calgary, March 15, 2003. Signed as a free agent by Albany, October 5, 2004. Signed as a free agent by St. Louis, August 9, 2005. Signed as a free agent by Ottawa, August 2, 2006. Traded to NY Islanders by Ottawa with San Jose's first-round choice (previously acquired, later traded to Columbus, later traded to Anaheim-Kyle Palmieri) in 2009 Entry Draft for Mike Comrie and Chris Campoli, February 20, 2009. Signed as a free agent by Lowell, October 20, 2009. Signed as a free agent by DEVILS, November 6, 2009.

2009-10 SEASON IN REVIEW


GAME-BY-GAME

Date	Opp	G	A	P	+/-	PIM	S	S %	Mn	Mj	Ms	GMs	MP	PS	PP	SH	GW	GD	FG
Oct 3 09	PHI	NOT WITH TEAM																	
Oct 5 09	NYR	NOT WITH TEAM																	
Oct 8 09	TBL	NOT WITH TEAM																	
Oct 10 09	FLA	NOT WITH TEAM																	
Oct 12 09	WSH	NOT WITH TEAM																	
Oct 16 09	ATL	NOT WITH TEAM																	
Oct 17 09	CAR	NOT WITH TEAM																	
Oct 22 09	NYR	NOT WITH TEAM																	
Oct 24 09	PIT	NOT WITH TEAM																	
Oct 28 09	BUF	NOT WITH TEAM																	
Oct 29 09	BOS	NOT WITH TEAM																	
Oct 31 09	TBL	NOT WITH TEAM																	
Nov 4 09	WSH	NOT WITH TEAM																	
Nov 6 09	NYI	SIGNS/INJURED/ILL																	
Nov 7 09	OTT	INJURED/ILL																	
Nov 11 09	ANA	INJURED/ILL																	
Nov 12 09	PIT	INJURED/ILL																	
Nov 14 09	WSH	INJURED/ILL																	
Nov 16 09	PHI	INJURED/ILL																	
Nov 19 09	NSH	0	1	1	1	0	1	0.0	0	0	0	0	0	0	0	0	N	N	N
Nov 21 09	DAL	0	0	0	0	0	0	-	0	0	0	0	0	0	0	0	N	N	N
Nov 25 09	OTT	0	0	0	-1	0	1	0.0	0	0	0	0	0	0	0	0	N	N	N
Nov 27 09	BOS	0	0	0	1	0	3	0.0	0	0	0	0	0	0	0	0	N	N	N
Nov 28 09	NYI	0	0	0	-1	0	2	0.0	0	0	0	0	0	0	0	0	N	N	N
Dec 2 09	VAN	0	0	0	1	0	1	0.0	0	0	0	0	0	0	0	0	N	N	N
Dec 4 09	TBL	0	0	0	0	0	2	0.0	0	0	0	0	0	0	0	0	N	N	N
Dec 5 09	DET	0	0	0	0	0	1	0.0	0	0	0	0	0	0	0	0	N	N	N
Dec 7 09	BUF	0	0	0	0	0	2	0.0	0	0	0	0	0	0	0	0	N	N	N
Dec 9 09	CAR	0	0	0	1	0	0	-	0	0	0	0	0	0	0	0	N	N	N
Dec 11 09	FLA	1	0	1	1	0	2	50.0	0	0	0	0	0	0	0	0	N	N	N
Dec 12 09	PHI	0	0	0	0	0	0	-	0	0	0	0	0	0	0	0	N	N	N
Dec 16 09	MTL	0	1	1	1	0	1	0.0	0	0	0	0	0	0	0	0	N	N	N
Dec 18 09	OTT	0	1	1	1	2	2	0.0	1	0	0	0	0	0	0	0	N	N	N
Dec 19 09	ATL	2	0	2	1	0	4	50.0	0	0	0	0	0	0	1	0	Y	N	N
Dec 21 09	PIT	0	2	2	3	12	2	0.0	1	0	1	0	0	0	0	0	N	N	N
Dec 26 09	WSH	0	0	0	-3	0	2	0.0	0	0	0	0	0	0	0	0	N	N	N
Dec 28 09	ATL	0	0	0	-2	0	2	0.0	0	0	0	0	0	0	0	0	N	N	N
Dec 30 09	PIT	0	0	0	0	0	3	0.0	0	0	0	0	0	0	0	0	N	N	N
Dec 31 09	CHI	0	0	0	-3	0	1	0.0	0	0	0	0	0	0	0	0	N	N	N
Jan 2 10	MIN	1	0	1	1	0	2	50.0	0	0	0	0	0	0	0	0	N	N	Y
Jan 5 10	DAL	0	1	1	1	0	0	-	0	0	0	0	0	0	0	0	N	N	N
Jan 8 10	TBL	0	0	0	0	0	2	0.0	0	0	0	0	0	0	0	0	N	N	N
Jan 9 10	MTL	0	0	0	0	0	2	0.0	0	0	0	0	0	0	0	0	N	N	N
Jan 12 10	NYR	0	0	0	0	0	1	0.0	0	0	0	0	0	0	0	0	N	N	N
Jan 14 10	PHX	0	0	0	-1	0	2	0.0	0	0	0	0	0	0	0	0	N	N	N
Jan 16 10	COL	0	0	0	0	2	1	0.0	1	0	0	0	0	0	0	0	N	N	N
Jan 18 10	NYI	0	0	0	-1	0	1	0.0	0	0	0	0	0	0	0	0	N	N	N
Jan 20 10	FLA	1	0	1	1	0	1	100.0	0	0	0	0	0	0	0	1	N	N	N
Jan 22 10	MTL	0	0	0	0	0	2	0.0	0	0	0	0	0	0	0	0	N	N	N
Jan 23 10	NYI	0	0	0	0	0	1	0.0	0	0	0	0	0	0	0	0	N	N	N
Jan 26 10	OTT	0	0	0	-1	0	1	0.0	0	0	0	0	0	0	0	0	N	N	N
Jan 27 10	BUF	0	0	0	0	0	6	0.0	0	0	0	0	0	0	0	0	N	N	N
Jan 29 10	TOR	0	0	0	-1	0	0	-	0	0	0	0	0	0	0	0	N	N	N
Jan 31 10	LAK	0	0	0	0	2	1	0.0	1	0	0	0	0	0	0	0	N	N	N
Feb 2 10	TOR	0	0	0	0	0	4	0.0	0	0	0	0	0	0	0	0	N	N	N
Feb 5 10	TOR	1	1	2	1	0	2	50.0	0	0	0	0	0	0	0	0	N	N	N
Feb 6 10	NYR	0	0	0	-1	0	1	0.0	0	0	0	0	0	0	0	0	N	N	N
Feb 8 10	PHI	0	0	0	0	2	0	-	1	0	0	0	0	0	0	0	N	N	N
Feb 10 10	PHI	0	0	0	0	0	2	0.0	0	0	0	0	0	0	0	0	N	N	N
Feb 12 10	NSH	0	0	0	0	0	1	0.0	0	0	0	0	0	0	0	0	N	N	N
Feb 13 10	CAR	INJURED/UPPER BODY																	
Mar 2 10	SJS	0	0	0	0	2	1	0.0	1	0	0	0	0	0	0	0	N	N	N
Mar 5 10	CGY	0	0	0	-1	0	0	-	0	0	0	0	0	0	0	0	N	N	N
Mar 7 10	EDM	0	0	0	0	0	0	-	0	0	0	0	0	0	0	0	N	N	N
Mar 10 10	NYR	0	0	0	-1	0	1	0.0	0	0	0	0	0	0	0	0	N	N	N
Mar 12 10	PIT	0	0	0	0	0	0	-	0	0	0	0	0	0	0	0	N	N	N
Mar 13 10	NYI	0	2	2	1	0	1	0.0	0	0	0	0	0	0	0	0	N	N	N
Mar 15 10	BOS	0	0	0	0	0	1	0.0	0	0	0	0	0	0	0	0	N	N	N
Mar 17 10	PIT	0	0	0	-1	0	1	0.0	0	0	0	0	0	0	0	0	N	N	N
Mar 18 10	TOR	0	0	0	0	0	0	-	0	0	0	0	0	0	0	0	N	N	N
Mar 20 10	STL	0	0	0	0	2	0	-	1	0	0	0	0	0	0	0	N	N	N
Mar 23 10	CBJ	0	0	0	0	14	0	-	2	0	1	0	0	0	0	0	N	N	N
Mar 25 10	NYR	0	0	0	-1	0	1	0.0	0	0	0	0	0	0	0	0	N	N	N
Mar 27 10	MTL	0	0	0	0	0	2	0.0	0	0	0	0	0	0	0	0	N	N	N
Mar 28 10	PHI	0	0	0	0	0	2	0.0	0	0	0	0	0	0	0	0	N	N	N
Mar 30 10	BOS	0	0	0	0	0	0	-	0	0	0	0	0	0	0	0	N	N	N
Apr 2 10	CHI	0	0	0	0	0	3	0.0	0	0	0	0	0	0	0	0	N	N	N
Apr 3 10	CAR	0	0	0	0	0	1	0.0	0	0	0	0	0	0	0	0	N	N	N
Apr 6 10	ATL	1	0	1	1	0	3	33.3	0	0	0	0	0	0	0	0	Y	N	Y
Apr 8 10	FLA	0	0	0	0	0	0	0.0	0	0	0	0	0	0	0	0	N	N	N
Apr 10 10	NYI	1	0	1	1	0	4	25.0	0	0	0	0	0	0	0	0	N	N	N
Apr 11 10	BUF	0	0	0	0	2	1	0.0	1	0	0	0	0	0	0	0	N	N	N
62GP		8	9	17	-1	40	87	9.2	10	0	2	0	0	0	1	1	2	0	2



NEW JERSEY DEVILS

MIKE MOTTAU DEFENSEMAN #27



Born, Quincy, MA, March 19, 1978;

Shoots left. 6'0", 190 lbs.;

NY Rangers' 10th choice, 182nd overall, in 1997 Entry Draft.

BIO: Is in his third full season with New Jersey/in NHL; 235 games played during stretch is most among the team's defensemen...Established new career high with 16 assists (14a, '08-09) and 18 points (17, '07-08)...Totals include points in back-to-back contests Apr. 8-10 (2a) and Mar. 13-15 (1g-1a-2pts)...Recorded five two-point efforts, including 1g-1a Nov. 28 vs. NY Islanders...Totaled four two-assist games to match career high, most recently Mar. 23 vs. Columbus...Played in 200th game with squad Jan. 16 at Colorado; 200th career NHL game Nov. 25 vs. Ottawa...Appeared in career-high 69 straight games through Oct. 22; missed matches Dec. 7 at Buffalo (ill), Oct. 24 at Pittsburgh (lower body injury) and did not dress Apr. 6 at Atlanta...Made NHL playoff debut in game one of 2008 Eastern Conference Quarterfinals vs. NY Rangers.

YEAR	TEAM	LEAGUE	GP	G	A	PTS	REGULAR SEASON								PLAYOFFS				
							+/-	PIM	PP	SH	GW	GT	S	GP	G	A	PTS	PIM	
1994-95	Thayer Academy	MA	29	7	19	26	-	-	-	-	-	-	-	-	-	-	-	-	-
1995-96	Thayer Academy	MA	31	6	20	26	-	14	-	-	-	-	-	-	-	-	-	-	-
1996-97	Boston College	HE	38	5	18	23	-	77	-	-	-	-	-	-	-	-	-	-	-
1997-98	Boston College	HE	40	13	36	49	-	50	-	-	-	-	-	-	-	-	-	-	-
	United States	WJC-A	7	2	2	4	-	0	-	-	-	-	-	-	-	-	-	-	-
1998-99	Boston College	HE	43	3	39	42	-	44	-	-	-	-	-	-	-	-	-	-	-
	United States	WC-A	3	2	1	3	-	0	-	-	-	-	-	-	-	-	-	-	-
1999-00	Boston College	HE	42	6	37	43	-	61	-	-	-	-	-	-	-	-	-	-	-
	United States	WC-A	7	0	1	1	-	0	-	-	-	-	-	-	-	-	-	-	-
2000-01	NY Rangers	NHL	18	0	3	3	6-	13	0	0	0	0	17	-	-	-	-	-	-
	Hartford	AHL	61	10	33	43	-	45	-	-	-	-	-	5	0	1	1	19	-
2001-02	NY Rangers	NHL	1	0	0	0	0	0	0	0	0	0	0	-	-	-	-	-	-
	Hartford	AHL	80	9	42	51	-	56	-	-	-	-	-	10	0	5	5	4	-
2002-03	Hartford	AHL	29	1	18	19	-	24	-	-	-	-	-	-	-	-	-	-	-
	Calgary	NHL	4	0	0	0	1-	0	0	0	0	0	0	-	-	-	-	-	-
	Saint John	AHL	32	5	12	17	-	14	-	-	-	-	-	-	-	-	-	-	-
	United States	WC-A	6	0	1	1	-	0	-	-	-	-	-	-	-	-	-	-	-
2003-04	Cincinnati	AHL	69	9	22	31	-	79	-	-	-	-	-	9	1	2	3	8	-
2004-05	Worcester	AHL	73	4	31	35	-	23	-	-	-	-	-	-	-	-	-	-	-
2005-06	Peoria	AHL	76	8	48	56	-	81	-	-	-	-	-	4	0	1	1	6	-
2006-07	Lowell	AHL	43	1	26	27	-	33	-	-	-	-	-	-	-	-	-	-	-
2007-08	DEVILS	NHL	76	4	13	17	11-	48	1	0	1	-	68	5	1	0	1	0	0
2008-09	DEVILS	NHL	80	1	14	15	24	35	0	0	0	-	71	7	1	1	2	0	0
2009-10	DEVILS	NHL	79	2	16	18	4	41	0	0	0	-	74	-	-	-	-	-	-
DEVILS TOTALS			235	7	43	50	17	124	1	0	1	-	213	12	2	1	3	0	0
NHL TOTALS			258	7	46	53	10	137	1	0	1	0	230	12	2	1	3	0	0

Hockey East All-Rookie Team (1997) • Hockey East First All-Star Team (1998, 2000) • NCAA East Second All-American Team (1998) • NCAA Championship All-Tournament Team (1998, 2000) • Hockey East Second All-Star Team (1999) • NCAA East First All-American Team (1999, 2000) • Co-Winner Hockey East Player of the Year Award (2000) • Won Hobey Baker Memorial Award (Top U.S. Collegiate Player) (2000) • Hockey East Best Defensive Defenseman (2000) • Won Walter Brown Award (New England's Outstanding American-Born College Player) (1999, 2000) • AHL All-Rookie Team (2001) • Played in AHL All-Star Game (2001, 2002, 2006)

Traded to Calgary by NY Rangers for Calgary's sixth-round choice (Ivan Dornic) in 2003 Entry Draft and future considerations, January 22, 2003. Signed as a free agent by Anaheim, July 25, 2003. Signed as a free agent by St. Louis, September 10, 2005. Signed as a free agent by DEVILS, July 17, 2006.

2009-10 SEASON IN REVIEW

GAME-BY-GAME


Date	Opp	G	A	P	+/-	PIM	S	S %	Mn	Mj	Ms	GMS	MP	PS	PP	SH	GW	GD	FG
Oct 3 09	PHI	0	0	0	-2	0	0	-	0	0	0	0	0	0	0	0	N	N	N
Oct 5 09	NYR	0	0	0	0	0	2	0.0	0	0	0	0	0	0	0	0	N	N	N
Oct 8 09	TBL	0	0	0	-1	0	1	0.0	0	0	0	0	0	0	0	0	N	N	N
Oct 10 09	FLA	0	0	0	0	0	0	-	0	0	0	0	0	0	0	0	N	N	N
Oct 12 09	WSH	0	0	0	2	0	2	0.0	0	0	0	0	0	0	0	0	N	N	N
Oct 16 09	ATL	0	0	0	0	2	0	-	1	0	0	0	0	0	0	0	N	N	N
Oct 17 09	CAR	0	0	0	2	0	0	-	0	0	0	0	0	0	0	0	N	N	N
Oct 22 09	NYR	0	0	0	-1	7	0	-	1	1	0	0	0	0	0	0	N	N	N
Oct 24 09	PIT	INJURED/LOWER BODY																	
Oct 28 09	BUF	0	0	0	-1	0	0	-	0	0	0	0	0	0	0	0	N	N	N
Oct 29 09	BOS	0	0	0	1	0	2	0.0	0	0	0	0	0	0	0	0	N	N	N
Oct 31 09	TBL	0	0	0	0	0	4	0.0	0	0	0	0	0	0	0	0	N	N	N
Nov 4 09	WSH	0	0	0	1	0	2	0.0	0	0	0	0	0	0	0	0	N	N	N
Nov 6 09	NYI	0	0	0	0	0	1	0.0	0	0	0	0	0	0	0	0	N	N	N
Nov 7 09	OTT	0	0	0	-1	0	0	-	0	0	0	0	0	0	0	0	N	N	N
Nov 11 09	ANA	0	0	0	1	2	0	-	1	0	0	0	0	0	0	0	N	N	N
Nov 12 09	PIT	0	0	0	1	0	0	-	0	0	0	0	0	0	0	0	N	N	N
Nov 14 09	WSH	0	0	0	1	0	1	0.0	0	0	0	0	0	0	0	0	N	N	N
Nov 16 09	PHI	0	0	0	1	0	0	-	0	0	0	0	0	0	0	0	N	N	N
Nov 19 09	NSH	0	0	0	1	0	1	0.0	0	0	0	0	0	0	0	0	N	N	N
Nov 21 09	DAL	0	0	0	-1	0	0	-	0	0	0	0	0	0	0	0	N	N	N
Nov 25 09	OTT	0	0	0	0	0	2	0.0	0	0	0	0	0	0	0	0	N	N	N
Nov 27 09	BOS	0	0	0	-1	0	3	0.0	0	0	0	0	0	0	0	0	N	N	N
Nov 28 09	NYI	1	1	2	2	2	2	50.0	1	0	0	0	0	0	0	0	N	N	N
Dec 2 09	VAN	0	0	0	-3	0	2	0.0	0	0	0	0	0	0	0	0	N	N	N
Dec 4 09	TBL	0	0	0	-1	0	2	0.0	0	0	0	0	0	0	0	0	N	N	N
Dec 5 09	DET	0	0	0	1	0	2	0.0	0	0	0	0	0	0	0	0	N	N	N
Dec 7 09	BUF	INJURED/ILL																	
Dec 9 09	CAR	0	0	0	0	4	0	-	2	0	0	0	0	0	0	0	N	N	N
Dec 11 09	FLA	0	0	0	0	0	0	-	0	0	0	0	0	0	0	0	N	N	N
Dec 12 09	PHI	0	0	0	0	0	2	0.0	0	0	0	0	0	0	0	0	N	N	N
Dec 16 09	MTL	0	0	0	0	0	1	0.0	0	0	0	0	0	0	0	0	N	N	N
Dec 18 09	OTT	0	0	0	0	2	2	0.0	1	0	0	0	0	0	0	0	N	N	N
Dec 19 09	ATL	0	1	1	-2	0	1	0.0	0	0	0	0	0	0	0	0	N	N	N
Dec 21 09	PIT	0	0	0	1	0	0	-	0	0	0	0	0	0	0	0	N	N	N
Dec 26 09	WSH	0	0	0	-1	0	1	0.0	0	0	0	0	0	0	0	0	N	N	N
Dec 28 09	ATL	0	0	0	-2	0	0	-	0	0	0	0	0	0	0	0	N	N	N
Dec 30 09	PIT	0	0	0	1	0	1	0.0	0	0	0	0	0	0	0	0	N	N	N
Dec 31 09	CHI	0	0	0	-1	2	1	0.0	1	0	0	0	0	0	0	0	N	N	N
Jan 2 10	MIN	0	1	1	1	0	0	-	0	0	0	0	0	0	0	0	N	N	N
Jan 5 10	DAL	0	0	0	1	0	0	-	0	0	0	0	0	0	0	0	N	N	N
Jan 8 10	TBL	0	0	0	-1	0	1	0.0	0	0	0	0	0	0	0	0	N	N	N
Jan 9 10	MTL	0	0	0	1	2	0	-	1	0	0	0	0	0	0	0	N	N	N
Jan 12 10	NYR	0	0	0	0	0	1	0.0	0	0	0	0	0	0	0	0	N	N	N
Jan 14 10	PHX	0	2	2	0	2	0	-	1	0	0	0	0	0	0	0	N	N	N
Jan 16 10	COL	0	0	0	-1	0	0	-	0	0	0	0	0	0	0	0	N	N	N
Jan 18 10	NYI	0	0	0	-1	0	1	0.0	0	0	0	0	0	0	0	0	N	N	N
Jan 20 10	FLA	0	0	0	1	2	1	0.0	1	0	0	0	0	0	0	0	N	N	N
Jan 22 10	MTL	0	1	1	-2	0	1	0.0	0	0	0	0	0	0	0	0	N	N	N
Jan 23 10	NYI	0	0	0	2	0	2	0.0	0	0	0	0	0	0	0	0	N	N	N
Jan 26 10	OTT	0	0	0	-2	0	1	0.0	0	0	0	0	0	0	0	0	N	N	N
Jan 27 10	BUF	0	0	0	0	0	0	-	0	0	0	0	0	0	0	0	N	N	N
Jan 29 10	TOR	0	0	0	2	0	0	-	0	0	0	0	0	0	0	0	N	N	N
Jan 31 10	LAK	0	0	0	-1	2	0	-	1	0	0	0	0	0	0	0	N	N	N
Feb 2 10	TOR	0	0	0	-1	2	0	-	1	0	0	0	0	0	0	0	N	N	N
Feb 5 10	TOR	0	2	2	2	0	2	0.0	0	0	0	0	0	0	0	0	N	N	N
Feb 6 10	NYR	0	0	0	-1	0	3	0.0	0	0	0	0	0	0	0	0	N	N	N
Feb 8 10	PHI	0	0	0	-1	0	0	-	0	0	0	0	0	0	0	0	N	N	N
Feb 10 10	PHI	0	0	0	2	0	2	0.0	0	0	0	0	0	0	0	0	N	N	N
Feb 12 10	NSH	0	1	1	1	2	0	-	1	0	0	0	0	0	0	0	N	N	N
Feb 13 10	CAR	0	0	0	-1	0	0	-	0	0	0	0	0	0	0	0	N	N	N
Mar 2 10	SJS	0	0	0	2	0	2	0.0	0	0	0	0	0	0	0	0	N	N	N
Mar 5 10	CGY	0	0	0	-2	0	1	0.0	0	0	0	0	0	0	0	0	N	N	N
Mar 7 10	EDM	0	0	0	0	0	1	0.0	0	0	0	0	0	0	0	0	N	N	N
Mar 10 10	NYR	0	2	2	3	0	0	-	0	0	0	0	0	0	0	0	N	N	N
Mar 12 10	PIT	0	0	0	0	2	0	-	1	0	0	0	0	0	0	0	N	N	N
Mar 13 10	NYI	1	0	1	1	0	1	100.0	0	0	0	0	0	0	0	0	N	N	Y
Mar 15 10	BOS	0	1	1	1	2	1	0.0	1	0	0	0	0	0	0	0	N	N	N
Mar 17 10	PIT	0	0	0	1	0	0	-	0	0	0	0	0	0	0	0	N	N	N
Mar 18 10	TOR	0	0	0	0	0	1	0.0	0	0	0	0	0	0	0	0	N	N	N
Mar 20 10	STL	0	0	0	0	0	1	0.0	0	0	0	0	0	0	0	0	N	N	N
Mar 23 10	CBJ	0	2	2	0	0	1	0.0	0	0	0	0	0	0	0	0	N	N	N
Mar 25 10	NYR	0	0	0	-1	2	3	0.0	1	0	0	0	0	0	0	0	N	N	N
Mar 27 10	MTL	0	0	0	-1	0	1	0.0	0	0	0	0	0	0	0	0	N	N	N
Mar 28 10	PHI	0	0	0	-3	0	1	0.0	0	0	0	0	0	0	0	0	N	N	N
Mar 30 10	BOS	0	0	0	0	0	0	-	0	0	0	0	0	0	0	0	N	N	N
Apr 2 10	CHI	0	0	0	0	0	0	-	0	0	0	0	0	0	0	0	N	N	N
Apr 3 10	CAR	0	0	0	1	2	2	0.0	1	0	0	0	0	0	0	0	N	N	N
Apr 6 10	ATL	DID NOT DRESS																	
Apr 8 10	FLA	0	1	1	0	0	4	0.0	0	0	0	0	0	0	0	0	N	N	N
Apr 10 10	NYI	0	1	1	2	0	0	-	0	0	0	0	0	0	0	0	N	N	N
Apr 11 10	BUF	0	0	0	1	0	1	0.0	0	0	0	0	0	0	0	0	N	N	N
	79GP	2	16	18	4	41	74	2.7	18	1	0	0	0	0	0	0	0	0	1



NEW JERSEY DEVILS

ROB NIEDERMAYER

CENTER #21



Born, Cassiar, B.C., December 28, 1974;

Shoots left. 6'2", 200 lbs.;

Florida's 1st choice, 5th overall, in 1993 Entry Draft.

BIO: Joined squad after signing free-agent contract September 25...Made his Devils' debut in season-opener Oct. 3 vs. Philadelphia...Recorded points in season-high four straight games Oct. 5-12 (2g-2a-4pts); had points in back-to-back games four times, most recently Mar. 15-17 (2g)...Posted season-high 1g-1a-2pts Mar. 10 vs. NY Rangers; recorded first goal of season/with club Oct. 5 vs. NY Rangers...Missed 11 games Nov. 6-28 with upper body injury...Recorded 14g-7a-21pts and 42 PIM in 79 games with Anaheim last season...Spent five-plus seasons with Ducks, and was a member of their 2007 Stanley Cup Championship team...Traded to Anaheim Mar. 11, 2003 after nearly two seasons with Calgary...Began NHL career with Florida; spent eight seasons with Panthers, while advancing to Stanley Cup Finals in 1996...Totals show 17g-22a-39pts in 104 career playoff appearances...Older brother, Scott, played 13 seasons with New Jersey from 1991-92 through 2003-04, and was a member of all three of its Stanley Cup Championship teams...International experience includes 1993 World Junior Championships and 1994/2004 World Championships.

YEAR	TEAM	LEAGUE	REGULAR SEASON											PLAYOFFS				
			GP	G	A	PTS	+/-	PIM	PP	SH	GW	GT	S	GP	G	A	PTS	PIM
1989-90	Cranbrook	Minor-BC	35	42	40	82	-	30	-	-	-	-	-	-	-	-	-	-
1990-91	Medicine Hat	WHL	71	24	26	50	-	8	-	-	-	-	-	12	3	7	10	2
1991-92	Medicine Hat	WHL	71	32	46	78	-	77	-	-	-	-	-	4	2	3	5	2
1992-93	Medicine Hat	WHL	52	43	34	77	-	67	-	-	-	-	-	-	-	-	-	-
	Canada	WJC-A	7	0	2	2	-	2	-	-	-	-	-	-	-	-	-	-
1993-94	Florida	NHL	65	9	17	26	11-	51	3	0	2	0	67	-	-	-	-	-
1994-95	Medicine Hat	WHL	13	9	15	24	-	14	-	-	-	-	-	-	-	-	-	-
	Florida	NHL	48	4	6	10	13-	36	1	0	0	0	58	-	-	-	-	-
1995-96	Florida	NHL	82	26	35	61	1	107	11	0	6	0	155	22	5	3	8	12
1996-97	Florida	NHL	60	14	24	38	4	54	3	0	2	0	136	5	2	1	3	6
1997-98	Florida	NHL	33	8	7	15	9-	41	5	0	2	0	64	-	-	-	-	-
1998-99	Florida	NHL	82	18	33	51	13-	50	6	1	3	2	142	-	-	-	-	-
	Canada	WC-A	10	2	1	3	-	8	-	-	-	-	-	-	-	-	-	-
1999-00	Florida	NHL	81	10	23	33	5-	46	1	0	4	0	135	4	1	0	1	6
2000-01	Florida	NHL	67	12	20	32	12-	50	3	1	0	0	115	-	-	-	-	-
2001-02	Calgary	NHL	57	6	14	20	15-	49	1	2	1	1	87	-	-	-	-	-
2002-03	Calgary	NHL	54	8	10	18	13-	42	2	0	1	0	104	-	-	-	-	-
	Anaheim	NHL	12	2	2	4	3	15	1	0	0	0	21	21	3	7	10	18
2003-04	Anaheim	NHL	55	12	16	28	6-	34	6	0	2	1	111	-	-	-	-	-
	Canada	WC-A	9	2	4	6	-	22	-	-	-	-	-	-	-	-	-	-
2004-05	Ferencvaros	Hun.	5	2	1	3	-	14	-	-	-	-	-	-	-	-	-	-
2005-06	Anaheim	NHL	76	15	24	39	5-	89	4	1	2	-	140	16	1	3	4	10
2006-07	Anaheim	NHL	82	5	11	16	8-	77	0	0	0	-	106	21	5	5	10	39
2007-08	Anaheim	NHL	78	8	8	16	1	54	0	1	1	-	111	2	0	0	0	0
2008-09	Anaheim	NHL	79	14	7	21	17-	42	1	1	2	-	88	13	0	3	3	12
2009-10	DEVILS	NHL	71	10	12	22	3	45	0	1	0	-	93	-	-	-	-	-
	DEVILS TOTALS		71	10	12	22	3	45	0	1	0	-	93					
	NHL TOTALS		1082	181	269	450	115-	882	48	8	28	4	1733	104	17	22	39	103

WHL First All-Star Team (1993)

Traded to Calgary by Florida with Philadelphia's second-round choice (previously acquired-Andrei Medvedev) in 2001 Entry Draft for Valeri Bure and Jason Wiemer, June 23, 2001. Traded to Anaheim by Calgary for Mike Commodore and Jean-Francois Damphousse, March 11, 2003. Signed as a free agent by DEVILS, September 25, 2009.

2009-10 SEASON IN REVIEW

GAME-BY-GAME

Date	Opp	G	A	P	+/-	PIM	S	S %	Mn	Mj	Ms	GMS	MP	PS	PP	SH	GW	GD	FG
Oct 3 09	PHI	0	0	0	-2	0	1	0.0	0	0	0	0	0	0	0	0	N	N	N
Oct 5 09	NYR	1	0	1	1	0	3	33.3	0	0	0	0	0	0	0	0	N	N	Y
Oct 8 09	TBL	0	1	1	1	0	3	0.0	0	0	0	0	0	0	0	0	N	N	N
Oct 10 09	FLA	1	0	1	1	0	2	50.0	0	0	0	0	0	0	0	0	N	N	Y
Oct 12 09	WSH	0	1	1	-1	0	0	-	0	0	0	0	0	0	0	0	N	N	N
Oct 16 09	ATL	0	0	0	0	2	2	0.0	1	0	0	0	0	0	0	0	N	N	N
Oct 17 09	CAR	0	1	1	1	0	0	-	0	0	0	0	0	0	0	0	N	N	N
Oct 22 09	NYR	0	1	1	2	2	1	0.0	1	0	0	0	0	0	0	0	N	N	N
Oct 24 09	PIT	0	0	0	0	0	1	0.0	0	0	0	0	0	0	0	0	N	N	N
Oct 28 09	BUF	0	0	0	-1	0	3	0.0	0	0	0	0	0	0	0	0	N	N	N
Oct 29 09	BOS	0	0	0	0	0	1	0.0	0	0	0	0	0	0	0	0	N	N	N
Oct 31 09	TBL	0	0	0	0	0	1	0.0	0	0	0	0	0	0	0	0	N	N	N
Nov 4 09	WSH	0	1	1	1	0	1	0.0	0	0	0	0	0	0	0	0	N	N	N
Nov 6 09	NYI	INJURED/UPPER BODY																	
Nov 7 09	OTT	INJURED/UPPER BODY																	
Nov 11 09	ANA	INJURED/UPPER BODY																	
Nov 12 09	PIT	INJURED/UPPER BODY																	
Nov 14 09	WSH	INJURED/UPPER BODY																	
Nov 16 09	PHI	INJURED/UPPER BODY																	
Nov 19 09	NSH	INJURED/UPPER BODY																	
Nov 21 09	DAL	INJURED/UPPER BODY																	
Nov 25 09	OTT	INJURED/UPPER BODY																	
Nov 27 09	BOS	INJURED/UPPER BODY																	
Nov 28 09	NYI	INJURED/UPPER BODY																	
Dec 2 09	VAN	0	0	0	-2	0	2	0.0	0	0	0	0	0	0	0	0	N	N	N
Dec 4 09	TBL	0	1	1	0	0	1	0.0	0	0	0	0	0	0	0	0	N	N	N
Dec 5 09	DET	1	0	1	0	0	3	33.3	0	0	0	0	0	0	0	0	N	N	N
Dec 7 09	BUF	0	0	0	0	0	2	0.0	0	0	0	0	0	0	0	0	N	N	N
Dec 9 09	CAR	1	0	1	2	2	3	33.3	1	0	0	0	0	0	0	1	N	N	N
Dec 11 09	FLA	0	0	0	-1	0	0	-	0	0	0	0	0	0	0	0	N	N	N
Dec 12 09	PHI	0	0	0	0	0	2	0.0	0	0	0	0	0	0	0	0	N	N	N
Dec 16 09	MTL	0	0	0	0	2	1	0.0	1	0	0	0	0	0	0	0	N	N	N
Dec 18 09	OTT	0	1	1	-1	2	1	0.0	1	0	0	0	0	0	0	0	N	N	N
Dec 19 09	ATL	1	0	1	0	0	3	33.3	0	0	0	0	0	0	0	0	N	N	N
Dec 21 09	PIT	0	0	0	0	0	0	-	0	0	0	0	0	0	0	0	N	N	N
Dec 26 09	WSH	0	0	0	0	0	1	0.0	0	0	0	0	0	0	0	0	N	N	N
Dec 28 09	ATL	0	0	0	0	0	2	0.0	0	0	0	0	0	0	0	0	N	N	N
Dec 30 09	PIT	0	1	1	1	0	1	0.0	0	0	0	0	0	0	0	0	N	N	N
Dec 31 09	CHI	0	0	0	0	0	1	0.0	0	0	0	0	0	0	0	0	N	N	N
Jan 2 10	MIN	0	1	1	2	0	0	-	0	0	0	0	0	0	0	0	N	N	N
Jan 5 10	DAL	0	0	0	1	4	0	-	2	0	0	0	0	0	0	0	N	N	N
Jan 8 10	TBL	0	0	0	0	0	1	0.0	0	0	0	0	0	0	0	0	N	N	N
Jan 9 10	MTL	0	0	0	0	2	2	0.0	1	0	0	0	0	0	0	0	N	N	N
Jan 12 10	NYR	0	0	0	0	0	2	0.0	0	0	0	0	0	0	0	0	N	N	N
Jan 14 10	PHX	0	0	0	-1	0	2	0.0	0	0	0	0	0	0	0	0	N	N	N
Jan 16 10	COL	1	0	1	1	2	3	33.3	1	0	0	0	0	0	0	0	N	N	N
Jan 18 10	NYI	0	0	0	-1	0	1	0.0	0	0	0	0	0	0	0	0	N	N	N
Jan 20 10	FLA	0	0	0	0	2	2	0.0	1	0	0	0	0	0	0	0	N	N	N
Jan 22 10	MTL	0	0	0	-3	2	1	0.0	1	0	0	0	0	0	0	0	N	N	N
Jan 23 10	NYI	0	1	1	1	0	0	-	0	0	0	0	0	0	0	0	N	N	N
Jan 26 10	OTT	0	0	0	-1	0	3	0.0	0	0	0	0	0	0	0	0	N	N	N
Jan 27 10	BUF	0	0	0	0	0	1	0.0	0	0	0	0	0	0	0	0	N	N	N
Jan 29 10	TOR	0	1	1	1	0	3	0.0	0	0	0	0	0	0	0	0	N	N	N
Jan 31 10	LAK	0	0	0	-2	0	2	0.0	0	0	0	0	0	0	0	0	N	N	N
Feb 2 10	TOR	0	0	0	0	2	0	-	1	0	0	0	0	0	0	0	N	N	N
Feb 5 10	TOR	0	0	0	1	2	0	-	1	0	0	0	0	0	0	0	N	N	N
Feb 6 10	NYR	0	0	0	0	2	4	0.0	1	0	0	0	0	0	0	0	N	N	N
Feb 8 10	PHI	0	0	0	0	0	2	0.0	0	0	0	0	0	0	0	0	N	N	N
Feb 10 10	PHI	1	0	1	1	0	1	100.0	0	0	0	0	0	0	0	0	N	N	N
Feb 12 10	NSH	0	0	0	0	0	1	0.0	0	0	0	0	0	0	0	0	N	N	N
Feb 13 10	CAR	0	0	0	0	2	0	-	1	0	0	0	0	0	0	0	N	N	N
Mar 2 10	SJS	0	0	0	1	0	0	-	0	0	0	0	0	0	0	0	N	N	N
Mar 5 10	CGY	0	0	0	-1	0	0	-	0	0	0	0	0	0	0	0	N	N	N
Mar 7 10	EDM	0	0	0	-2	0	1	0.0	0	0	0	0	0	0	0	0	N	N	N
Mar 10 10	NYR	1	1	2	3	0	2	50.0	0	0	0	0	0	0	0	0	N	N	Y
Mar 12 10	PIT	0	0	0	0	9	1	0.0	2	1	0	0	0	0	0	0	N	N	N
Mar 13 10	NYI	0	0	0	0	0	1	0.0	0	0	0	0	0	0	0	0	N	N	N
Mar 15 10	BOS	1	0	1	2	0	4	25.0	0	0	0	0	0	0	0	0	N	N	Y
Mar 17 10	PIT	1	0	1	2	0	1	100.0	0	0	0	0	0	0	0	0	N	N	N
Mar 18 10	TOR	0	0	0	0	0	1	0.0	0	0	0	0	0	0	0	0	N	N	N
Mar 20 10	STL	0	0	0	0	0	0	-	0	0	0	0	0	0	0	0	N	N	N
Mar 23 10	CBJ	0	0	0	-1	2	1	0.0	1	0	0	0	0	0	0	0	N	N	N
Mar 25 10	NYR	0	0	0	0	0	2	0.0	0	0	0	0	0	0	0	0	N	N	N
Mar 27 10	MTL	0	0	0	0	2	0	-	1	0	0	0	0	0	0	0	N	N	N
Mar 28 10	PHI	0	0	0	-2	0	0	-	0	0	0	0	0	0	0	0	N	N	N
Mar 30 10	BOS	0	0	0	0	0	1	0.0	0	0	0	0	0	0	0	0	N	N	N
Apr 2 10	CHI	0	0	0	0	0	1	0.0	0	0	0	0	0	0	0	0	N	N	N
Apr 3 10	CAR	0	0	0	0	0	0	-	0	0	0	0	0	0	0	0	N	N	N
Apr 6 10	ATL	0	0	0	0	0	0	-	0	0	0	0	0	0	0	0	N	N	N
Apr 8 10	FLA	0	0	0	0	0	2	0.0	0	0	0	0	0	0	0	0	N	N	N
Apr 10 10	NYI	0	0	0	0	2	0	-	1	0	0	0	0	0	0	0	N	N	N
Apr 11 10	BUF	0	0	0	-1	0	2	0.0	0	0	0	0	0	0	0	0	N	N	N
	71GP	10	12	22	3	45	93	10.8	20	1	0	0	0	0	0	1	0	0	4



NEW JERSEY DEVILS

JAY PANDOLFO LEFT WING #20



Born, Winchester, MA, December 27, 1974;

Shoots left. 6'1", 190 lbs.;

New Jersey's 2nd choice, 32nd overall, in 1993 Entry Draft.

BIO: Saw action in 52 games; entered campaign averaging nearly 70 games played during each of his ten full NHL seasons...Career games-played total (819) is seventh in New Jersey history; passed B. Holik Dec. 28 vs. Atlanta...Totals include his 800th career NHL game Jan. 23 at NY Islanders; is just sixth player in New Jersey history to reach mark...Posted 4g-5a-9pts overall; three of four goals were game-winning tallies...Stats show points in back-to-back games twice: Dec. 18-19 (1g-1a-2pts)/Oct. 5-8 (1g-1a-2pts)...Missed 17 contests Oct. 28-Dec. 4 with shoulder injury...A member of New Jersey's 2000/2003 Stanley Cup Championship teams.

YEAR	TEAM	LEAGUE	REGULAR SEASON											PLAYOFFS				
			GP	G	A	PTS	+/-	PIM	PP	SH	GW	GT	S	GP	G	A	PTS	PIM
1989-90	Burlington Prep	MA	23	33	30	63	-	18	-	-	-	-	-	-	-	-	-	-
1990-91	Burlington Prep	MA	20	19	27	46	-	10	-	-	-	-	-	-	-	-	-	-
1991-92	Burlington Prep	MA	20	35	34	69	-	14	-	-	-	-	-	-	-	-	-	-
1992-93	Boston University	HE	37	16	22	38	-	16	-	-	-	-	-	-	-	-	-	-
1993-94	Boston University	HE	37	17	25	42	-	27	-	-	-	-	-	-	-	-	-	-
	United States	WJC-A	7	0	0	0	-	2	-	-	-	-	-	-	-	-	-	-
1994-95	Boston University	HE	20	7	13	20	-	6	-	-	-	-	-	-	-	-	-	-
1995-96	Boston University	HE	39	*38	29	67	-	6	-	-	-	-	-	-	-	-	-	-
	Albany	AHL	5	3	1	4	-	0	-	-	-	-	-	3	0	0	0	0
1996-97	Albany	AHL	12	3	9	12	-	0	-	-	-	-	-	-	-	-	-	-
	DEVILS	NHL	46	6	8	14	1-	6	0	0	1	2	61	6	0	1	1	0
1997-98	DEVILS	NHL	23	1	3	4	4-	4	0	0	0	0	23	3	0	2	2	0
	Albany	AHL	51	18	19	37	-	24	-	-	-	-	-	-	-	-	-	-
1998-99	DEVILS	NHL	70	14	13	27	3	10	1	1	4	0	100	7	1	0	1	0
	United States	WC-A	2	0	0	0	-	0	-	-	-	-	-	-	-	-	-	-
1999-00	DEVILS	NHL	71	7	8	15	0	4	0	0	0	0	86	23	0	5	5	0
2000-01	DEVILS	NHL	63	4	12	16	3	16	0	0	0	0	57	25	1	4	5	4
2001-02	DEVILS	NHL	65	4	10	14	12	15	0	1	0	0	72	6	0	0	0	0
2002-03	DEVILS	NHL	68	6	11	17	12	23	0	1	4	0	92	24	6	6	12	2
2003-04	DEVILS	NHL	82	13	13	26	5	14	1	2	4	1	140	5	0	0	0	0
2004-05	Salzburg	Aus.	19	5	7	12	-	0	-	-	-	-	-	-	-	-	-	-
2005-06	DEVILS	NHL	82	10	10	20	2	16	0	0	0	-	116	9	1	4	5	0
2006-07	DEVILS	NHL	82	13	14	27	5-	8	0	1	1	-	109	11	1	0	1	4
2007-08	DEVILS	NHL	54	12	12	24	10	22	0	0	1	-	78	5	0	0	0	2
2008-09	DEVILS	NHL	61	5	5	10	12-	10	0	1	1	-	63	7	1	0	1	0
2009-10	DEVILS	NHL	52	4	5	9	10-	6	0	0	3	-	71	-	-	-	-	-
	DEVILS TOTALS		819	99	124	223	15	154	2	7	19	3	1068	131	11	22	33	12
	NHL TOTALS		819	99	124	223	15	154	2	7	19	3	1068	131	11	22	33	12

NCAA East First All-American Team (1996) • Hockey East Player of the Year (1996) • Hockey East First All-Star Team (1996) • Hockey East All-Tournament Team (1996)

*Led League


GAME-BY-GAME

Apr 10	10	NYI	DID NOT DRESS																
Apr 11	10	BUF	0	0	0	-1	0	1	0.0	0	0	0	0	0	0	0	N	N	N
		52GP	4	5	9	-10	6	71	5.6	3	0	0	0	0	0	0	3	0	0



NEW JERSEY DEVILS

ZACH PARISE LEFT WING #9



Born, Minneapolis, MN, July 28, 1984;

Shoots left. 5'11", 190 lbs.;

New Jersey's 1st choice, 17th overall, in 2003 Entry Draft.

BIO: Named Devils' Most Valuable Player, as voted by his teammates for second straight season...Totals show 38 goals/44 assists/82 points, team-leading 347 shots and plus-24 mark in first season as alternate captain...Is first player in team history to record four consecutive 30-goal seasons, as well as back-to-back 80-point campaigns...Is sixth in team history with 160 career goals...Set career/team season high with points in ten straight games Nov. 7-28 (9g-6a-15pts)...Goals in six straight Nov. 7-19 (7g) tied franchise mark; accomplished feat for second time (Oct. 18-Nov. 1, '08), while joining B. Holik (Dec. 5-18, '98), V. Zelepukin (Apr. 4-16, '93), K. Muller (Dec. 15-26, '89), and P. Verbeek (Oct. 18-30, '86)...Recorded points in six straight Oct. 16-29 (5g-5a-10pts); five straight Apr. 3-11 (3g-5a-8pts); and in four straight Feb. 12-Mar. 5 (4g-3a-7pts)...Also posted points in three straight four times, most recently Jan. 20-23 (3g-1a-4pts); and in back-to-back games three times, most recently Mar. 15-17 (2g-1a-3pts)...Stats show 25 multiple-point games, including season/career-high (tie) 2g-2a-4pts Jan. 29 vs. Toronto...Recorded four three-point efforts: 1g-2a Apr. 10 vs. NY Islanders, 2g-1a Mar. 23 vs. Columbus, 3a Dec. 21 at Pittsburgh and 2g-1a Oct. 22 at NY Rangers...Tied franchise mark with 20 2pt efforts overall (B. Gionta, '05-06 & P. Sykora, '98-99), including 2g Mar. 5 at Calgary, Jan. 23 at NY Islanders, Dec. 28 vs. Atlanta and Nov. 19 at Nashville...Also had 12 1g-1a contests, most recently Apr. 3 at Carolina; as well as four two-assist games, most recently Mar. 2 at San Jose...Played in his 400th career NHL game Mar. 28 at Philadelphia...Reached 300pt mark in NHL career Jan. 14 at Phoenix...Missed contest Feb. 10 vs. Philadelphia (upper body), snapping career-high 187 consecutive games-played streak (Dec. 23, '07 at Cgy)...Went 5-11 (45.4%) in shootouts this season; posted GDG Oct. 8 at TB...Served Silver Medal-winning Team USA as alternate captain during 2010 Olympic Winter Games; tied for team lead (B. Rafalski) with 4g-4a-8pts in six games and was named to All-Star Team...Tied C. Lemieux's franchise record of 6g in a series (1995 ECSF vs. Pit.) during 2007 Eastern Conference Quarterfinals vs. Tampa Bay.

YEAR	TEAM	LEAGUE	GP	G	A	PTS	REGULAR SEASON							S	PLAYOFFS				
							+/-	PIM	PP	SH	GW	GT	GP		G	A	PTS	PIM	
2000-01	Shattuck-St. Mary's	MN	58	69	93	162	-	-	-	-	-	-	-	-	-	-	-	-	-
2001-02	Shattuck-St. Mary's	MN	67	77	101	178	-	58	-	-	-	-	-	-	-	-	-	-	-
2002-03	United States	USDP-18	12	7	7	14	-	6	-	-	-	-	-	-	-	-	-	-	-
	North Dakota	WCHA	39	26	35	61	-	34	-	-	-	-	-	-	-	-	-	-	-
	United States	WJC-A	7	4	4	8	-	4	-	-	-	-	-	-	-	-	-	-	-
2003-04	North Dakota	WCHA	37	23	32	55	-	24	-	-	-	-	-	-	-	-	-	-	-
	United States	WJC-A	6	5	6	*11	-	4	-	-	-	-	-	-	-	-	-	-	-
	Albany	AHL	73	18	40	58	-	56	-	-	-	-	-	-	-	-	-	-	-
2004-05	DEVILS	NHL	81	14	18	32	1-	28	2	0	5	-	133	9	1	2	3	2	2
2006-07	DEVILS	NHL	82	31	31	62	3-	30	9	0	7	-	247	11	7	3	10	8	8
	United States	WC-A	1	0	0	0	-	0	-	-	-	-	-	-	-	-	-	-	-
	DEVILS	NHL	81	32	33	65	13	25	10	1	8	-	266	5	1	4	5	2	2
2007-08	United States	WC-A	7	5	3	8	-	2	-	-	-	-	-	-	-	-	-	-	-
	DEVILS	NHL	82	45	49	94	30	24	14	0	8	-	364	7	3	3	6	2	2
	DEVILS	NHL	81	38	44	82	24	32	9	1	5	-	347	-	-	-	-	-	-
2009-10	United States	Olym.	6	4	4	8	-	0	-	-	-	-	-	-	-	-	-	-	-
	DEVILS TOTALS		407	160	175	335	63	139	44	2	33	-	1357	32	12	12	24	14	14
	NHL TOTALS		407	160	175	335	63	139	44	2	33	-	1357	32	12	12	24	14	14

WCHA Third All-Star Team (2003) • WCHA All-Rookie Team (2003) • WJC-A Tournament MVP (2004) • WJC-A All-Tournament Team (2004) • WJC-A Best Forward (2004) • WCHA First All-Star Team (2004) • NCAA West First All-American Team (2004) • Played in AHL All-Star Game (2005) • NHL *YoungStars* Game MVP (2007) • Played in NHL *YoungStars* Game (2007) • NHL Second All-Star Team (2009) • Played in NHL All-Star Game (2009) • Olympic All-Star Team (2010)

*Led League

2009-10 SEASON IN REVIEW


GAME-BY-GAME

Date	Opp	G	A	P	+/-	PIM	S	S %	Mn	Mj	Ms	GMS	MP	PS	PP	SH	GW	GD	FG
Oct 3 09	PHI	0	0	0	-1	0	1	0.0	0	0	0	0	0	0	0	0	N	N	N
Oct 5 09	NYR	0	1	1	0	0	3	0.0	0	0	0	0	0	0	0	0	N	N	N
Oct 8 09	TBL	1	1	2	0	0	4	25.0	0	0	0	0	0	0	1	0	N	Y	Y
Oct 10 09	FLA	0	1	1	0	0	9	0.0	0	0	0	0	0	0	0	0	N	N	N
Oct 12 09	WSH	0	0	0	0	0	6	0.0	0	0	0	0	0	0	0	0	N	N	N
Oct 16 09	ATL	1	0	1	1	0	6	16.7	0	0	0	0	0	0	0	0	N	N	N
Oct 17 09	CAR	1	1	2	2	0	4	25.0	0	0	0	0	0	0	0	0	N	N	N
Oct 22 09	NYR	2	1	3	2	0	2	100.0	0	0	0	0	0	0	0	0	N	N	Y
Oct 24 09	PIT	1	1	2	2	2	5	20.0	1	0	0	0	0	0	0	0	N	N	N
Oct 28 09	BUF	0	1	1	-1	0	7	0.0	0	0	0	0	0	0	0	0	N	N	N
Oct 29 09	BOS	0	1	1	1	0	4	0.0	0	0	0	0	0	0	0	0	N	N	N
Oct 31 09	TBL	0	0	0	0	2	8	0.0	1	0	0	0	0	0	0	0	N	N	N
Nov 4 09	WSH	0	1	1	-1	0	4	0.0	0	0	0	0	0	0	0	0	N	N	N
Nov 6 09	NYI	0	0	0	0	0	0	-	0	0	0	0	0	0	0	0	N	N	N
Nov 7 09	OTT	1	1	2	0	0	4	25.0	0	0	0	0	0	0	1	0	N	N	N
Nov 11 09	ANA	1	1	2	2	0	5	20.0	0	0	0	0	0	0	0	1	N	N	N
Nov 12 09	PIT	1	1	2	3	0	3	33.3	0	0	0	0	0	0	0	0	N	N	N
Nov 14 09	WSH	1	0	1	2	0	5	20.0	0	0	0	0	0	0	0	0	Y	N	N
Nov 16 09	PHI	1	1	2	1	0	4	25.0	0	0	0	0	0	0	0	0	N	N	N
Nov 19 09	NSH	2	0	2	2	0	7	28.6	0	0	0	0	0	0	0	0	N	N	N
Nov 21 09	DAL	0	1	1	0	0	4	0.0	0	0	0	0	0	0	0	0	N	N	N
Nov 25 09	OTT	0	1	1	2	0	4	0.0	0	0	0	0	0	0	0	0	N	N	N
Nov 27 09	BOS	1	0	1	1	0	5	20.0	0	0	0	0	0	0	0	0	N	N	Y
Nov 28 09	NYI	1	0	1	1	0	5	20.0	0	0	0	0	0	0	0	0	N	N	N
Dec 2 09	VAN	0	0	0	-2	0	5	0.0	0	0	0	0	0	0	0	0	N	N	N
Dec 4 09	TBL	0	0	0	-1	2	2	0.0	1	0	0	0	0	0	0	0	N	N	N
Dec 5 09	DET	0	1	1	1	0	2	0.0	0	0	0	0	0	0	0	0	N	N	N
Dec 7 09	BUF	0	1	1	1	2	7	0.0	1	0	0	0	0	0	0	0	N	N	N
Dec 9 09	CAR	0	2	2	0	0	5	0.0	0	0	0	0	0	0	0	0	N	N	N
Dec 11 09	FLA	0	0	0	0	0	3	0.0	0	0	0	0	0	0	0	0	N	N	N
Dec 12 09	PHI	0	1	1	0	0	2	0.0	0	0	0	0	0	0	0	0	N	N	N
Dec 16 09	MTL	0	0	0	-1	0	5	0.0	0	0	0	0	0	0	0	0	N	N	N
Dec 18 09	OTT	0	0	0	0	0	3	0.0	0	0	0	0	0	0	0	0	N	N	N
Dec 19 09	ATL	0	2	2	0	0	5	0.0	0	0	0	0	0	0	0	0	N	N	N
Dec 21 09	PIT	0	3	3	3	0	9	0.0	0	0	0	0	0	0	0	0	N	N	N
Dec 26 09	WSH	0	0	0	-1	0	6	0.0	0	0	0	0	0	0	0	0	N	N	N
Dec 28 09	ATL	2	0	2	1	0	6	33.3	0	0	0	0	0	0	1	0	Y	N	N
Dec 30 09	PIT	0	0	0	1	0	3	0.0	0	0	0	0	0	0	0	0	N	N	N
Dec 31 09	CHI	0	0	0	0	0	4	0.0	0	0	0	0	0	0	0	0	N	N	N
Jan 2 10	MIN	0	0	0	-2	0	1	0.0	0	0	0	0	0	0	0	0	N	N	N
Jan 5 10	DAL	1	0	1	1	0	9	11.1	0	0	0	0	0	0	0	0	N	N	N
Jan 8 10	TBL	1	0	1	0	0	5	20.0	0	0	0	0	0	0	0	0	N	N	N
Jan 9 10	MTL	1	1	2	2	2	3	33.3	1	0	0	0	0	0	0	0	Y	N	N
Jan 12 10	NYR	0	0	0	0	2	6	0.0	1	0	0	0	0	0	0	0	N	N	N
Jan 14 10	PHX	0	1	1	1	0	3	0.0	0	0	0	0	0	0	0	0	N	N	N
Jan 16 10	COL	0	0	0	-3	0	6	0.0	0	0	0	0	0	0	0	0	N	N	N
Jan 18 10	NYI	0	0	0	-1	0	4	0.0	0	0	0	0	0	0	0	0	N	N	N
Jan 20 10	FLA	0	1	1	1	0	4	0.0	0	0	0	0	0	0	0	0	N	N	N
Jan 22 10	MTL	1	0	1	1	2	3	33.3	1	0	0	0	0	0	0	0	N	N	Y
Jan 23 10	NYI	2	0	2	2	0	4	50.0	0	0	0	0	0	0	1	0	N	N	N
Jan 26 10	OTT	0	0	0	0	0	3	0.0	0	0	0	0	0	0	0	0	N	N	N
Jan 27 10	BUF	0	0	0	0	0	3	0.0	0	0	0	0	0	0	0	0	N	N	N
Jan 29 10	TOR	2	2	4	2	0	9	22.2	0	0	0	0	0	0	0	0	N	N	N
Jan 31 10	LAK	0	2	2	2	0	5	0.0	0	0	0	0	0	0	0	0	N	N	N
Feb 2 10	TOR	0	0	0	-1	0	2	0.0	0	0	0	0	0	0	0	0	N	N	N
Feb 5 10	TOR	0	0	0	0	0	5	0.0	0	0	0	0	0	0	0	0	N	N	N
Feb 6 10	NYR	0	0	0	0	2	4	0.0	1	0	0	0	0	0	0	0	N	N	N
Feb 8 10	PHI	1	0	1	-1	2	3	33.3	1	0	0	0	0	0	1	0	N	N	Y
Feb 10 10	PHI	INJURED/UPPER BODY																	
Feb 12 10	NSH	1	1	2	0	0	2	50.0	0	0	0	0	0	0	1	0	N	N	N
Feb 13 10	CAR	1	0	1	-1	2	5	20.0	1	0	0	0	0	0	0	0	N	N	N
Mar 2 10	SJS	0	2	2	0	0	2	0.0	0	0	0	0	0	0	0	0	N	N	N
Mar 5 10	CGY	2	0	2	-2	2	5	40.0	1	0	0	0	0	0	1	0	N	N	Y
Mar 7 10	EDM	0	0	0	0	2	1	0.0	1	0	0	0	0	0	0	0	N	N	N
Mar 10 10	NYR	1	1	2	0	2	1	100.0	1	0	0	0	0	0	1	0	N	N	N
Mar 12 10	PIT	0	0	0	0	0	3	0.0	0	0	0	0	0	0	0	0	N	N	N
Mar 13 10	NYI	0	0	0	-1	2	8	0.0	1	0	0	0	0	0	0	0	N	N	N
Mar 15 10	BOS	1	0	1	0	0	3	33.3	0	0	0	0	0	0	0	0	Y	N	N
Mar 17 10	PIT	1	1	2	2	0	2	50.0	0	0	0	0	0	0	0	0	N	N	N
Mar 18 10	TOR	0	0	0	-1	0	5	0.0	0	0	0	0	0	0	0	0	N	N	N
Mar 20 10	STL	0	0	0	0	0	6	0.0	0	0	0	0	0	0	0	0	N	N	N
Mar 23 10	CBJ	2	1	3	-1	0	8	25.0	0	0	0	0	0	0	1	0	N	N	Y
Mar 25 10	NYR	0	0	0	0	2	2	0.0	1	0	0	0	0	0	0	0	N	N	N
Mar 27 10	MTL	0	1	1	-1	0	4	0.0	0	0	0	0	0	0	0	0	N	N	N
Mar 28 10	PHI	0	0	0	-2	0	2	0.0	0	0	0	0	0	0	0	0	N	N	N
Mar 30 10	BOS	0	0	0	0	2	2	0.0	1	0	0	0	0	0	0	0	N	N	N
Apr 2 10	CHI	0	0	0	0	0	4	0.0	0	0	0	0	0	0	0	0	N	N	N
Apr 3 10	CAR	1	1	2	1	0	6	16.7	0	0	0	0	0	0	0	0	N	N	N
Apr 6 10	ATL	1	0	1	2	0	4	25.0	0	0	0	0	0	0	0	0	N	N	N
Apr 8 10	FLA	0	1	1	0	0	6	0.0	0	0	0	0	0	0	0	0	N	N	N
Apr 10 10	NYI	1	2	3	3	0	7	14.3	0	0	0	0	0	0	0	0	Y	N	N
Apr 11 10	BUF	0	1	1	0	0	1	0.0	0	0	0	0	0	0	0	0	N	N	N
	81GP	38	44	82	24	32	347	11.0	16	0	0	0	0	0	9	1	5	1	7



NEW JERSEY DEVILS

ROD PELLEY CENTER #10



Born, Kitimat, B.C., September 1, 1984;
Shoots left. 5'11", 195 lbs.;
Not drafted, signed as a free agent.

BIO: Spent entire season in NHL for first time in pro career; saw action in career-high 63 games, including season-high 22 straight Dec. 4-Jan. 18...Established career high with 2g-8a-10pts overall (6pts, '07-08); totals include points in career-high three straight games Dec. 16-19 (1g-2a-3pts)...Appeared in his 100th career NHL game/posted goal Dec. 26 at Washington...Posted first goal of season Dec. 19 at Atlanta for first NHL tally since Nov. 23, 2007 at Atlanta...Recorded first point of campaign with assist Oct. 24 at Pittsburgh for first career power play point/first point since assist Jan. 29, 2008 vs. Pittsburgh...Made season debut Oct. 3 vs. Philadelphia; contest marked his first NHL appearance since Mar. 22, 2008...Missed 5 games Jan. 20-27 with lower body injury...Looking to make his NHL playoff debut.

YEAR	TEAM	LEAGUE	REGULAR SEASON											PLAYOFFS				
			GP	G	A	PTS	+/-	PIM	PP	SH	GW	GT	S	GP	G	A	PTS	PIM
2000-01	Prince George	BCJHL	54	14	21	35	-	31	-	-	-	-	-	-	-	-	-	-
2001-02	Prince George	BCJHL	37	21	35	56	-	33	-	-	-	-	-	-	-	-	-	-
	Vernon	BCJHL	-	-	-	-	-	-	-	-	-	-	-	17	6	8	14	27
2002-03	Ohio State	CCHA	43	8	3	11	-	26	-	-	-	-	-	-	-	-	-	-
2003-04	Ohio State	CCHA	42	10	12	22	-	38	-	-	-	-	-	-	-	-	-	-
2004-05	Ohio State	CCHA	41	22	19	41	-	54	-	-	-	-	-	-	-	-	-	-
2005-06	Ohio State	CCHA	39	7	7	14	-	42	-	-	-	-	-	-	-	-	-	-
2006-07	Lowell	AHL	65	17	12	29	-	35	-	-	-	-	-	-	-	-	-	-
	DEVILS	NHL	9	0	0	0	3-	0	0	0	0	-	8	-	-	-	-	-
2007-08	DEVILS	NHL	58	2	4	6	3-	19	0	0	1	-	59	-	-	-	-	-
	Lowell	AHL	11	2	1	3	-	18	-	-	-	-	-	-	-	-	-	-
2008-09	Lowell	AHL	75	15	23	38	-	78	-	-	-	-	-	-	-	-	-	-
2009-10	DEVILS	NHL	63	2	8	10	4-	40	0	0	0	-	74	-	-	-	-	-
	DEVILS TOTALS		130	4	12	16	10-	59	0	0	1	-	141	-	-	-	-	-
	NHL TOTALS		130	4	12	16	10-	59	0	0	1	-	141	-	-	-	-	-

Played in BCJHL All-Star Game (2002) • BCJHL Interior Conference First All-Star Team (2002) • CCHA All-Tournament Team (2004) • CCHA Second All-Star Team (2005)

Signed as a free agent by DEVILS, July 17, 2006.

2009-10 SEASON IN REVIEW

GAME-BY-GAME

Date	Opp	G	A	P	+/-	PIM	S	S %	Mn	Mj	Ms	GMS	MP	PS	PP	SH	GW	GD	FG
Oct 3 09	PHI	0	0	0	-1	0	0	-	0	0	0	0	0	0	0	0	N	N	N
Oct 5 09	NYR	0	0	0	-1	2	1	0.0	1	0	0	0	0	0	0	0	N	N	N
Oct 8 09	TBL	0	0	0	-1	0	3	0.0	0	0	0	0	0	0	0	0	N	N	N
Oct 10 09	FLA	0	0	0	-1	2	0	-	1	0	0	0	0	0	0	0	N	N	N
Oct 12 09	WSH	0	0	0	0	0	0	-	0	0	0	0	0	0	0	0	N	N	N
Oct 16 09	ATL	0	0	0	0	0	0	-	0	0	0	0	0	0	0	0	N	N	N
Oct 17 09	CAR	0	0	0	0	0	0	-	0	0	0	0	0	0	0	0	N	N	N
Oct 22 09	NYR	0	0	0	0	0	1	0.0	0	0	0	0	0	0	0	0	N	N	N
Oct 24 09	PIT	0	1	1	0	2	1	0.0	1	0	0	0	0	0	0	0	N	N	N
Oct 28 09	BUF	0	0	0	-1	0	2	0.0	0	0	0	0	0	0	0	0	N	N	N
Oct 29 09	BOS	0	0	0	0	0	1	0.0	0	0	0	0	0	0	0	0	N	N	N
Oct 31 09	TBL	0	0	0	0	0	0	-	0	0	0	0	0	0	0	0	N	N	N
Nov 4 09	WSH	0	0	0	0	5	3	0.0	0	1	0	0	0	0	0	0	N	N	N
Nov 6 09	NYI	0	1	1	1	0	2	0.0	0	0	0	0	0	0	0	0	N	N	N
Nov 7 09	OTT	0	0	0	-1	0	0	-	0	0	0	0	0	0	0	0	N	N	N
Nov 11 09	ANA	0	0	0	0	0	2	0.0	0	0	0	0	0	0	0	0	N	N	N
Nov 12 09	PIT	0	0	0	0	0	0	-	0	0	0	0	0	0	0	0	N	N	N
Nov 14 09	WSH	0	0	0	0	0	0	-	0	0	0	0	0	0	0	0	N	N	N
Nov 16 09	PHI	0	0	0	-1	0	2	0.0	0	0	0	0	0	0	0	0	N	N	N
Nov 19 09	NSH	0	0	0	0	0	0	-	0	0	0	0	0	0	0	0	N	N	N
Nov 21 09	DAL	DID NOT DRESS																	
Nov 25 09	OTT	DID NOT DRESS																	
Nov 27 09	BOS	0	0	0	0	0	2	0.0	0	0	0	0	0	0	0	0	N	N	N
Nov 28 09	NYI	0	0	0	0	5	4	0.0	0	1	0	0	0	0	0	0	N	N	N
Dec 2 09	VAN	DID NOT DRESS																	
Dec 4 09	TBL	0	0	0	0	0	0	-	0	0	0	0	0	0	0	0	N	N	N
Dec 5 09	DET	0	0	0	0	0	0	-	0	0	0	0	0	0	0	0	N	N	N
Dec 7 09	BUF	0	0	0	0	0	3	0.0	0	0	0	0	0	0	0	0	N	N	N
Dec 9 09	CAR	0	0	0	0	0	2	0.0	0	0	0	0	0	0	0	0	N	N	N
Dec 11 09	FLA	0	0	0	-1	0	2	0.0	0	0	0	0	0	0	0	0	N	N	N
Dec 12 09	PHI	0	0	0	0	0	0	-	0	0	0	0	0	0	0	0	N	N	N
Dec 16 09	MTL	0	1	1	1	0	0	-	0	0	0	0	0	0	0	0	N	N	N
Dec 18 09	OTT	0	1	1	1	0	0	-	0	0	0	0	0	0	0	0	N	N	N
Dec 19 09	ATL	1	0	1	1	0	5	20.0	0	0	0	0	0	0	0	0	N	N	N
Dec 21 09	PIT	0	0	0	0	0	1	0.0	0	0	0	0	0	0	0	0	N	N	N
Dec 26 09	WSH	1	0	1	1	0	1	100.0	0	0	0	0	0	0	0	0	N	N	N
Dec 28 09	ATL	0	0	0	-1	0	0	-	0	0	0	0	0	0	0	0	N	N	N
Dec 30 09	PIT	0	0	0	0	0	1	0.0	0	0	0	0	0	0	0	0	N	N	N
Dec 31 09	CHI	0	0	0	0	0	3	0.0	0	0	0	0	0	0	0	0	N	N	N
Jan 2 10	MIN	0	0	0	-1	0	0	-	0	0	0	0	0	0	0	0	N	N	N
Jan 5 10	DAL	0	0	0	0	0	1	0.0	0	0	0	0	0	0	0	0	N	N	N
Jan 8 10	TBL	0	0	0	0	2	2	0.0	1	0	0	0	0	0	0	0	N	N	N
Jan 9 10	MTL	0	0	0	0	0	2	0.0	0	0	0	0	0	0	0	0	N	N	N
Jan 12 10	NYR	0	0	0	0	0	3	0.0	0	0	0	0	0	0	0	0	N	N	N
Jan 14 10	PHX	0	1	1	1	0	1	0.0	0	0	0	0	0	0	0	0	N	N	N
Jan 16 10	COL	0	0	0	0	5	1	0.0	0	1	0	0	0	0	0	0	N	N	N
Jan 18 10	NYI	0	0	0	0	2	1	0.0	1	0	0	0	0	0	0	0	N	N	N
Jan 20 10	FLA	INJURED/LOWER BODY																	
Jan 22 10	MTL	INJURED/LOWER BODY																	
Jan 23 10	NYI	INJURED/LOWER BODY																	
Jan 26 10	OTT	INJURED/LOWER BODY																	
Jan 27 10	BUF	INJURED/LOWER BODY																	
Jan 29 10	TOR	0	0	0	-2	0	0	-	0	0	0	0	0	0	0	0	N	N	N
Jan 31 10	LAK	0	0	0	0	0	0	-	0	0	0	0	0	0	0	0	N	N	N
Feb 2 10	TOR	DID NOT DRESS																	
Feb 5 10	TOR	DID NOT DRESS																	
Feb 6 10	NYR	DID NOT DRESS																	
Feb 8 10	PHI	DID NOT DRESS																	
Feb 10 10	PHI	0	1	1	1	0	0	-	0	0	0	0	0	0	0	0	N	N	N
Feb 12 10	NSH	0	0	0	0	0	2	0.0	0	0	0	0	0	0	0	0	N	N	N
Feb 13 10	CAR	0	0	0	0	0	0	-	0	0	0	0	0	0	0	0	N	N	N
Mar 2 10	SJS	DID NOT DRESS																	
Mar 5 10	CGY	DID NOT DRESS																	
Mar 7 10	EDM	DID NOT DRESS																	
Mar 10 10	NYR	0	0	0	-1	0	0	-	0	0	0	0	0	0	0	0	N	N	N
Mar 12 10	PIT	0	0	0	0	0	2	0.0	0	0	0	0	0	0	0	0	N	N	N
Mar 13 10	NYI	0	1	1	2	0	0	-	0	0	0	0	0	0	0	0	N	N	N
Mar 15 10	BOS	0	0	0	0	5	3	0.0	0	1	0	0	0	0	0	0	N	N	N
Mar 17 10	PIT	0	0	0	0	5	1	0.0	0	1	0	0	0	0	0	0	N	N	N
Mar 18 10	TOR	0	0	0	0	0	3	0.0	0	0	0	0	0	0	0	0	N	N	N
Mar 20 10	STL	0	0	0	0	0	1	0.0	0	0	0	0	0	0	0	0	N	N	N
Mar 23 10	CBJ	0	0	0	0	0	0	-	0	0	0	0	0	0	0	0	N	N	N
Mar 25 10	NYR	DID NOT DRESS																	
Mar 27 10	MTL	0	0	0	-1	0	0	-	0	0	0	0	0	0	0	0	N	N	N
Mar 28 10	PHI	DID NOT DRESS																	
Mar 30 10	BOS	DID NOT DRESS																	
Apr 2 10	CHI	0	0	0	0	0	2	0.0	0	0	0	0	0	0	0	0	N	N	N
Apr 3 10	CAR	0	0	0	0	0	2	0.0	0	0	0	0	0	0	0	0	N	N	N
Apr 6 10	ATL	0	0	0	0	0	2	0.0	0	0	0	0	0	0	0	0	N	N	N
Apr 8 10	FLA	0	0	0	0	0	0	-	0	0	0	0	0	0	0	0	N	N	N
Apr 10 10	NYI	0	1	1	1	5	2	0.0	0	1	0	0	0	0	0	0	N	N	N
Apr 11 10	BUF	0	0	0	0	0	1	0.0	0	0	0	0	0	0	0	0	N	N	N
63GP		2	8	10	-4	40	74	2.7	5	6	0	0	0	0	0	0	0	0	0



NEW JERSEY DEVILS

ANDREW PETERS

LEFT WING #25



Born, St. Catharines, Ont., May 5, 1980;

Shoots left. 6'4", 240 lbs.;

Buffalo's 2nd choice, 34th overall, in 1998 Entry Draft.

BIO: Played in 29 of 82 contests overall during ninth professional season/sixth National Hockey League year/first campaign with New Jersey...Totals include season-high eight straight appearances Nov. 14-Dec. 2...Led squad with 93 penalty minutes...Made Devils' debut in season-opener Oct. 3 vs. Philadelphia; signed free-agent contract Sept. 25 after attending training camp on tryout basis...Missed nine contests Mar. 27-Apr. 11 with scratched eye...Looking to make his NHL playoff debut...Joined club after spending each of his previous eight pro seasons with Sabres' organization, including three with Rochester (AHL) and last five with Buffalo...Led AHL with 388 PIM during 2001-02 season...Career NHL totals show 4g-3a-7pts and 650 PIM in 229 games played...Spent 2004-05 season with Bodens IK (Swe.-2)...Played junior hockey with both Oshawa and Kitchener (OHL); Generals' Assistant Coach was former Devils' defenseman Joe Cirella.

YEAR	TEAM	LEAGUE	REGULAR SEASON											PLAYOFFS				
			GP	G	A	PTS	+/-	PIM	PP	SH	GW	GT	S	GP	G	A	PTS	PIM
1996-97	Georgetown	OPJHL	46	11	16	27	-	65	-	-	-	-	-	-	-	-	-	-
1997-98	Oshawa	OHL	60	11	7	18	-	220	-	-	-	-	-	7	2	0	2	19
1998-99	Oshawa	OHL	54	14	10	24	-	137	-	-	-	-	-	15	2	7	9	36
1999-00	Kitchener	OHL	42	6	13	19	-	95	-	-	-	-	-	4	0	1	1	14
2000-01	Rochester	AHL	49	0	4	4	-	118	-	-	-	-	-	-	-	-	-	-
2001-02	Rochester	AHL	67	4	1	5	-	*388	-	-	-	-	-	-	-	-	-	-
2002-03	Rochester	AHL	57	3	0	3	-	223	-	-	-	-	-	3	0	0	0	24
2003-04	Buffalo	NHL	42	2	0	2	3-	151	0	0	0	0	19	-	-	-	-	-
2004-05	Bodens IK	Swe.-2	22	2	4	6	-	195	-	-	-	-	-	-	-	-	-	-
2005-06	Buffalo	NHL	28	0	0	0	2-	100	0	0	0	-	6	-	-	-	-	-
2006-07	Buffalo	NHL	58	1	1	2	1-	125	0	0	0	-	19	-	-	-	-	-
2007-08	Buffalo	NHL	44	1	1	2	4-	100	0	0	0	-	18	-	-	-	-	-
2008-09	Buffalo	NHL	28	0	1	1	2-	81	0	0	0	-	10	-	-	-	-	-
2009-10	DEVILS	NHL	29	0	0	0	5-	93	0	0	0	-	15	-	-	-	-	-
	DEVILS TOTALS		29	0	0	0	5-	93	0	0	0	-	15	-	-	-	-	-
	NHL TOTALS		229	4	3	7	17-	650	0	0	0	0	87	-	-	-	-	-

*Led League

Signed as a free agent by DEVILS, September 25, 2009.


GAME-BY-GAME

Age	Sex	Height	Weight	BP	HR	Temp	SpO2	ECG	ECG	ECG	ECG	ECG	ECG	ECG	ECG	ECG	ECG	ECG	ECG
29	GP	0	0	0	5-	93	15	0.0	9	9	2	1	0	0	0	0	0	0	0



NEW JERSEY DEVILS

BRIAN ROLSTON LEFT WING #12



Born, Flint, MI, February 21, 1973;

Shoots left. 6'2", 210 lbs.;

New Jersey's 2nd choice, 11th overall, in 1991 Entry Draft.

BIO: Played in 80 games after appearing in 64 matches during 2008-09 campaign...Twenty goals/37 points surpassed last season's totals (15g/32pts); three of 20g were game-winning tallies...Recorded seven multiple-point games, including team season-high (tie, P. Elias, I. Kovalchuk & Z. Parise) 2g-2a-4pts Nov. 28 vs. NY Islanders to match career high (last time, Mar. 12, '06)...Posted five two-point efforts, including 2g Jan. 14 at Phoenix/Nov. 21 at Dallas...Had 1g-1a twice, most recently Mar. 10 vs. NY Rangers; as well as two assists twice, most recently December 12 vs. Philadelphia...Totaled points in season-high five straight appearances Dec. 11-19 (3g-3a-6pts)...Had points in three straight three times: Mar. 25-28 (1g-2a-3pts), Jan. 27-31 (1g-2a-3pts) and Nov. 4-7 (2g-1a-3pts)...Recorded points in back-to-back games Apr. 10-11 (1g-1a-2pts) and Oct. 10-12 (1g-2a-3pts)...Posted 700th career NHL point with empty-net tally Mar. 27 at Montreal; played in his 1,100th game Feb. 12 vs. Nashville; and recorded his 100th goal with squad Nov. 6 vs. NY Islanders...Scored team's first goal of season Oct. 3 vs. Philadelphia...Missed game Mar. 18 at Toronto (lower body injury); was a healthy "scratch" Nov. 11 vs. Anaheim...A member of New Jersey's 1995 Stanley Cup Championship squad.

YEAR	TEAM	LEAGUE	GP	G	A	PTS	REGULAR SEASON								PLAYOFFS				
							+/-	PIM	PP	SH	GW	GT	S	GP	G	A	PTS	PIM	
1989-90	Detroit	NAJHL	40	36	37	73	-	57	-	-	-	-	-	-	-	-	-	-	-
1990-91	Detroit	NAJHL	36	49	46	95	-	14	-	-	-	-	-	-	-	-	-	-	-
1991-92	United States	WJC-A	8	1	5	6	-	0	-	-	-	-	-	-	-	-	-	-	-
	Lake Superior St.	CCHA	37	14	23	37	-	14	-	-	-	-	-	-	-	-	-	-	-
	United States	WJC-A	7	3	3	6	-	2	-	-	-	-	-	-	-	-	-	-	-
1992-93	Lake Superior St.	CCHA	39	33	31	64	-	20	-	-	-	-	-	-	-	-	-	-	-
1993-94	United States	WJC-A	7	6	2	8	-	2	-	-	-	-	-	-	-	-	-	-	-
	United States	Nat'l	41	20	28	48	-	36	-	-	-	-	-	-	-	-	-	-	-
	United States	Olym.	8	7	0	7	-	8	-	-	-	-	-	-	-	-	-	-	-
1994-95	Albany	AHL	17	5	5	10	-	8	-	-	-	-	-	-	5	1	2	3	0
	Albany	AHL	18	9	11	20	-	10	-	-	-	-	-	-	-	-	-	-	-
	DEVILS	NHL	40	7	11	18	5	17	2	0	3	0	92	6	2	1	3	4	-
1995-96	DEVILS	NHL	58	13	11	24	9	8	3	1	4	1	139	-	-	-	-	-	-
1996-97	United States	WC-A	8	3	4	7	-	4	-	-	-	-	-	-	-	-	-	-	-
	United States	W Cup	1	0	0	0	-	0	-	-	-	-	-	-	-	-	-	-	-
	DEVILS	NHL	81	18	27	45	6	20	2	2	3	0	237	10	4	1	5	6	-
1997-98	DEVILS	NHL	76	16	14	30	7	16	0	2	1	0	185	6	1	0	1	2	-
1998-99	DEVILS	NHL	82	24	33	57	11	14	5	5	3	0	210	7	1	0	1	2	-
1999-00	DEVILS	NHL	11	3	1	4	2-	0	1	0	2	0	33	-	-	-	-	-	-
2000-01	Colorado	NHL	50	8	10	18	6-	12	1	0	3	0	107	-	-	-	-	-	-
	Boston	NHL	16	5	4	9	4-	6	3	0	1	0	66	-	-	-	-	-	-
	Boston	NHL	77	19	39	58	6	28	5	0	4	0	286	-	-	-	-	-	-
2001-02	Boston	NHL	82	31	31	62	11	30	6	9	7	0	331	6	4	1	5	0	-
2002-03	United States	Olym.	6	0	3	3	-	0	-	-	-	-	-	-	-	-	-	-	-
	Boston	NHL	81	27	32	59	1	32	6	5	5	1	281	5	0	2	2	0	-
	Boston	NHL	82	19	29	48	9	40	3	2	3	2	257	7	1	0	1	8	-
2004-05	United States	W Cup	2	0	0	0	-	0	-	-	-	-	-	-	-	-	-	-	-
2005-06	Minnesota	NHL	82	34	45	79	14	50	15	5	7	-	293	-	-	-	-	-	-
2006-07	United States	Olym.	6	3	1	4	-	4	-	-	-	-	-	-	-	-	-	-	-
	Minnesota	NHL	78	31	33	64	6	46	13	1	6	-	305	5	1	1	2	4	-
	Minnesota	NHL	81	31	28	59	1-	53	11	1	8	-	289	6	2	4	6	8	-
2008-09	DEVILS	NHL	64	15	17	32	2	30	8	0	3	-	174	7	1	1	2	4	-
2009-10	DEVILS	NHL	80	20	17	37	2	22	7	0	3	-	232	-	-	-	-	-	-
DEVILS TOTALS			492	116	131	247	40	127	28	10	22	1	1302	36	9	3	12	18	-
NHL TOTALS			1121	321	382	703	76	424	91	33	66	4	3517	65	17	11	28	38	-

NCAA Championship All-Tournament Team (1992, 1993) • NCAA West Second All-American Team (1993) • CCHA First All-Star Team (1993) • Played in NHL All-Star Game (2007)

Traded to Colorado by DEVILS with DEVILS' first-round choice (later traded to Boston-Martin Samuelsson) in 2000 Entry Draft for Claude Lemieux and Colorado's first (David Hale) and second (Matt DeMarchi) round choices in 2000 Entry Draft, November 3, 1999. Traded to Boston by Colorado with Martin Grenier, Samuel Pahlsson and DEVILS' first-round choice (previously acquired-Martin Samuelsson) in 2000 Entry Draft for Raymond Bourque and Dave Andreychuk, March 6, 2000. Signed as a free agent by Minnesota, July 8, 2004. Traded to Tampa Bay by Minnesota for a conditional choice in 2009 or 2010 Entry Draft (Dallas' fourth-round choice in 2009 Entry Draft, previously acquired, later traded to Edmonton-Kyle Bigos) June 29, 2008. Signed as a free agent by DEVILS, July 1, 2008.

2009-10 SEASON IN REVIEW


GAME-BY-GAME

Date	Opp	G	A	P	+/-	PIM	S	S %	Mn	Mj	Ms	GMS	MP	PS	PP	SH	GW	GD	FG
Oct 3 09	PHI	1	0	1	-1	0	6	16.7	0	0	0	0	0	0	1	0	N	N	N
Oct 5 09	NYR	0	0	0	0	2	1	0.0	1	0	0	0	0	0	0	0	N	N	N
Oct 8 09	TBL	0	0	0	1	0	2	0.0	0	0	0	0	0	0	0	0	N	N	N
Oct 10 09	FLA	0	2	2	1	0	2	0.0	0	0	0	0	0	0	0	0	N	N	N
Oct 12 09	WSH	1	0	1	-1	0	3	33.3	0	0	0	0	0	0	0	0	N	N	N
Oct 16 09	ATL	0	0	0	0	0	3	0.0	0	0	0	0	0	0	0	0	N	N	N
Oct 17 09	CAR	0	0	0	0	0	4	0.0	0	0	0	0	0	0	0	0	N	N	N
Oct 22 09	NYR	0	0	0	-1	0	6	0.0	0	0	0	0	0	0	0	0	N	N	N
Oct 24 09	PIT	0	0	0	0	0	3	0.0	0	0	0	0	0	0	0	0	N	N	N
Oct 28 09	BUF	0	0	0	0	0	6	0.0	0	0	0	0	0	0	0	0	N	N	N
Oct 29 09	BOS	0	0	0	-1	0	1	0.0	0	0	0	0	0	0	0	0	N	N	N
Oct 31 09	TBL	0	0	0	0	0	3	0.0	0	0	0	0	0	0	0	0	N	N	N
Nov 4 09	WSH	1	0	1	0	0	3	33.3	0	0	0	0	0	0	0	0	N	N	N
Nov 6 09	NYI	1	0	1	0	0	6	16.7	0	0	0	0	0	0	1	0	Y	N	N
Nov 7 09	OTT	0	1	1	0	0	3	0.0	0	0	0	0	0	0	0	0	N	N	N
Nov 11 09	ANA	DID NOT DRESS																	
Nov 12 09	PIT	0	0	0	-1	0	2	0.0	0	0	0	0	0	0	0	0	N	N	N
Nov 14 09	WSH	0	0	0	1	0	3	0.0	0	0	0	0	0	0	0	0	N	N	N
Nov 16 09	PHI	0	0	0	0	0	3	0.0	0	0	0	0	0	0	0	0	N	N	N
Nov 19 09	NSH	0	0	0	-1	0	3	0.0	0	0	0	0	0	0	0	0	N	N	N
Nov 21 09	DAL	2	0	2	-1	0	3	66.7	0	0	0	0	0	0	1	0	N	N	Y
Nov 25 09	OTT	0	0	0	1	0	0	-	0	0	0	0	0	0	0	0	N	N	N
Nov 27 09	BOS	0	0	0	-1	2	7	0.0	1	0	0	0	0	0	0	0	N	N	N
Nov 28 09	NYI	2	2	4	3	0	7	28.6	0	0	0	0	0	0	1	0	Y	N	N
Dec 2 09	VAN	0	0	0	-1	0	3	0.0	0	0	0	0	0	0	0	0	N	N	N
Dec 4 09	TBL	1	1	2	1	0	2	50.0	0	0	0	0	0	0	1	0	N	N	N
Dec 5 09	DET	0	0	0	0	0	3	0.0	0	0	0	0	0	0	0	0	N	N	N
Dec 7 09	BUF	1	0	1	1	2	4	25.0	1	0	0	0	0	0	0	0	Y	N	Y
Dec 9 09	CAR	0	0	0	0	0	3	0.0	0	0	0	0	0	0	0	0	N	N	N
Dec 11 09	FLA	1	0	1	1	0	6	16.7	0	0	0	0	0	0	0	0	N	N	N
Dec 12 09	PHI	0	2	2	2	0	4	0.0	0	0	0	0	0	0	0	0	N	N	N
Dec 16 09	MTL	0	1	1	1	0	4	0.0	0	0	0	0	0	0	0	0	N	N	N
Dec 18 09	OTT	1	0	1	1	0	2	50.0	0	0	0	0	0	0	0	0	N	N	N
Dec 19 09	ATL	1	0	1	0	0	5	20.0	0	0	0	0	0	0	0	0	N	N	N
Dec 21 09	PIT	0	0	0	0	0	2	0.0	0	0	0	0	0	0	0	0	N	N	N
Dec 26 09	WSH	0	0	0	-2	0	4	0.0	0	0	0	0	0	0	0	0	N	N	N
Dec 28 09	ATL	0	0	0	0	0	2	0.0	0	0	0	0	0	0	0	0	N	N	N
Dec 30 09	PIT	0	0	0	0	2	5	0.0	1	0	0	0	0	0	0	0	N	N	N
Dec 31 09	CHI	0	0	0	0	0	1	0.0	0	0	0	0	0	0	0	0	N	N	N
Jan 2 10	MIN	0	0	0	1	0	1	0.0	0	0	0	0	0	0	0	0	N	N	N
Jan 5 10	DAL	0	1	1	1	0	3	0.0	0	0	0	0	0	0	0	0	N	N	N
Jan 8 10	TBL	0	0	0	0	2	1	0.0	1	0	0	0	0	0	0	0	N	N	N
Jan 9 10	MTL	0	0	0	0	0	4	0.0	0	0	0	0	0	0	0	0	N	N	N
Jan 12 10	NYR	0	0	0	0	2	5	0.0	1	0	0	0	0	0	0	0	N	N	N
Jan 14 10	PHX	2	0	2	1	0	5	40.0	0	0	0	0	0	0	0	0	N	N	N
Jan 16 10	COL	0	0	0	-1	0	7	0.0	0	0	0	0	0	0	0	0	N	N	N
Jan 18 10	NYI	0	0	0	-1	0	2	0.0	0	0	0	0	0	0	0	0	N	N	N
Jan 20 10	FLA	0	0	0	0	0	3	0.0	0	0	0	0	0	0	0	0	N	N	N
Jan 22 10	MTL	0	0	0	-2	0	1	0.0	0	0	0	0	0	0	0	0	N	N	N
Jan 23 10	NYI	0	0	0	1	0	2	0.0	0	0	0	0	0	0	0	0	N	N	N
Jan 26 10	OTT	0	0	0	-2	2	2	0.0	1	0	0	0	0	0	0	0	N	N	N
Jan 27 10	BUF	1	0	1	1	0	4	25.0	0	0	0	0	0	0	0	0	N	N	N
Jan 29 10	TOR	0	1	1	-1	0	4	0.0	0	0	0	0	0	0	0	0	N	N	N
Jan 31 10	LAK	0	1	1	1	2	0	-	1	0	0	0	0	0	0	0	N	N	N
Feb 2 10	TOR	0	0	0	-1	0	1	0.0	0	0	0	0	0	0	0	0	N	N	N
Feb 5 10	TOR	0	0	0	1	0	2	0.0	0	0	0	0	0	0	0	0	N	N	N
Feb 6 10	NYR	0	0	0	0	0	4	0.0	0	0	0	0	0	0	0	0	N	N	N
Feb 8 10	PHI	0	0	0	-1	0	0	-	0	0	0	0	0	0	0	0	N	N	N
Feb 10 10	PHI	0	1	1	0	0	1	0.0	0	0	0	0	0	0	0	0	N	N	N
Feb 12 10	NSH	0	0	0	0	0	3	0.0	0	0	0	0	0	0	0	0	N	N	N
Feb 13 10	CAR	1	0	1	0	0	3	33.3	0	0	0	0	0	0	1	0	N	N	N
Mar 2 10	SJS	0	0	0	0	0	1	0.0	0	0	0	0	0	0	0	0	N	N	N
Mar 5 10	CGY	0	0	0	-2	0	2	0.0	0	0	0	0	0	0	0	0	N	N	N
Mar 7 10	EDM	0	0	0	-1	0	1	0.0	0	0	0	0	0	0	0	0	N	N	N
Mar 10 10	NYR	1	1	2	2	0	4	25.0	0	0	0	0	0	0	0	0	N	N	N
Mar 12 10	PIT	0	0	0	0	0	2	0.0	0	0	0	0	0	0	0	0	N	N	N
Mar 13 10	NYI	0	0	0	0	0	8	0.0	0	0	0	0	0	0	0	0	N	N	N
Mar 15 10	BOS	0	0	0	1	0	0	-	0	0	0	0	0	0	0	0	N	N	N
Mar 17 10	PIT	0	0	0	-1	2	0	-	1	0	0	0	0	0	0	0	N	N	N
Mar 18 10	TOR	INJURED/LOWER BODY																	
Mar 20 10	STL	0	0	0	-1	0	4	0.0	0	0	0	0	0	0	0	0	N	N	N
Mar 23 10	CBJ	0	0	0	2	2	0	-	1	0	0	0	0	0	0	0	N	N	N
Mar 25 10	NYR	0	1	1	1	2	5	0.0	1	0	0	0	0	0	0	0	N	N	N
Mar 27 10	MTL	1	0	1	1	0	3	33.3	0	0	0	0	0	0	0	0	N	N	N
Mar 28 10	PHI	0	1	1	1	0	3	0.0	0	0	0	0	0	0	0	0	N	N	N
Mar 30 10	BOS	0	0	0	0	0	2	0.0	0	0	0	0	0	0	0	0	N	N	N
Apr 2 10	CHI	0	0	0	0	0	1	0.0	0	0	0	0	0	0	0	0	N	N	N
Apr 3 10	CAR	0	0	0	0	0	1	0.0	0	0	0	0	0	0	0	0	N	N	N
Apr 6 10	ATL	0	0	0	0	0	0	-	0	0	0	0	0	0	0	0	N	N	N
Apr 8 10	FLA	0	0	0	-2	0	1	0.0	0	0	0	0	0	0	0	0	N	N	N
Apr 10 10	NYI	1	0	1	1	0	2	50.0	0	0	0	0	0	0	1	0	N	N	N
Apr 11 10	BUF	0	1	1	-1	0	4	0.0	0	0	0	0	0	0	0	0	N	N	N
80GP		20	17	37	2	22	232	8.6	11	0	0	0	0	0	7	0	3	0	2



NEW JERSEY DEVILS

ANSSI SALMELA DEFENSEMAN #29



Born, Tampere, Fin., August 13, 1984;
Shoots left. 6'1", 200 lbs.;
Not drafted, signed as a free agent.

BIO: Re-acquired by Devils Feb. 4 nearly one year after being traded...Became 18th player to be re-acquired and see action with New Jersey; joined T. Albelin, S. Clemmensen, J. Dowd, B. Holik, C. Lemieux, V. Malakhov, G. McAdam, A. Mogilny, K. Oliwa, P. Rheaume, S. Richer, B. Rolston, M. Rupp, C. Schwab, B. Shanahan, K. Sutton and C. Terreri...Totaled 2g-6a-8pts overall, while appearing in 29 games with Atlanta and nine contests with New Jersey...Stats show points in back-to-back games twice: Feb. 13-Mar. 2 (2a) and Oct. 3-8 (1g-1a-2pts)...Posted first career shorthanded goal/first goal with club Feb. 8 at Philadelphia...Missed 2 games Feb. 10-12 with upper body injury...Returned to Devils' lineup Feb. 5 vs. Toronto; was traded to Atlanta for N. Havelid and M. Stoesz, Mar. 2, 2009...Spent 2008-09 season with four teams: New Jersey/Atlanta; and Lowell/Chicago (AHL)...Looking to make his NHL playoff debut...Originally signed by club as a free agent on May 30, 2008 after playing in Finland; represented home country at 2008 World Championships.

YEAR	TEAM	LEAGUE	REGULAR SEASON											PLAYOFFS				
			GP	G	A	PTS	+/-	PIM	PP	SH	GW	GT	S	GP	G	A	PTS	PIM
1999-00	Tampere-C	Fin. Jr.	13	15	12	27	-	38	-	-	-	-	-	3	0	4	4	4
2000-01	Tampere-B	Fin. Jr.	32	7	3	10	-	24	-	-	-	-	-	-	-	-	-	-
2001-02	Tampere	Fin. Jr.	26	3	4	7	-	22	-	-	-	-	-	2	2	1	3	0
	Tampere-B	Fin. Jr.	11	6	4	10	-	12	-	-	-	-	-	-	-	-	-	-
2002-03	Tampere	Fin. Jr.	23	5	9	14	-	22	-	-	-	-	-	-	-	-	-	-
2003-04	Tampere	Fin.	10	0	0	0	-	2	-	-	-	-	-	3	0	0	0	2
	Tampere	Fin. Jr.	27	10	9	19	-	22	-	-	-	-	-	12	5	3	8	4
	Finland	WJC-A	7	1	2	3	-	6	-	-	-	-	-	-	-	-	-	-
2004-05	Tampere	Fin. Jr.	10	2	4	6	-	6	-	-	-	-	-	1	0	0	0	0
	Tampere	Fin.	48	1	5	6	-	49	-	-	-	-	-	8	0	0	0	0
2005-06	Tampere	Fin.	8	0	1	1	-	0	-	-	-	-	-	-	-	-	-	-
	Pelicans	Fin.	48	8	7	15	-	59	-	-	-	-	-	-	-	-	-	-
2006-07	Pelicans	Fin.	56	11	12	23	-	58	-	-	-	-	-	6	1	1	2	4
2007-08	Tampere	Fin.	56	16	16	32	-	40	-	-	-	-	-	11	0	6	6	14
	Finland	WC-A	8	0	0	0	-	37	-	-	-	-	-	-	-	-	-	-
2008-09	Lowell	AHL	38	8	16	24	-	41	-	-	-	-	-	-	-	-	-	-
	DEVILS	NHL	17	0	3	3	1	6	0	0	0	-	33	-	-	-	-	-
	Atlanta	NHL	9	1	2	3	0	2	1	0	0	-	8	-	-	-	-	-
	Chicago	AHL	2	0	0	0	-	0	-	-	-	-	-	-	-	-	-	-
	Finland	WC-A	7	1	0	1	-	2	-	-	-	-	-	-	-	-	-	-
2009-10	Atlanta	NHL	29	1	4	5	4	22	0	0	0	-	27	-	-	-	-	-
	DEVILS	NHL	9	1	2	3	5-	0	0	1	0	-	14	-	-	-	-	-
	DEVILS TOTALS		26	1	5	6	4-	6	0	1	0	-	47	-	-	-	-	-
	NHL TOTALS		64	3	11	14	0	30	1	1	0	-	82	-	-	-	-	-

Signed as a free agent by DEVILS, May 30, 2008. Traded to Atlanta by DEVILS for Niclas Havelid and Myles Stoesz, March 2, 2009. Traded to DEVILS by Atlanta with Ilya Kovalchuk and Atlanta's second-round choice in 2010 Entry Draft for Niclas Bergfors, Johnny Oduya, Patrice Cormier, and DEVILS' first and second-round choices in 2010 Entry Draft, February 4, 2010.

2009-10 SEASON IN REVIEW


GAME-BY-GAME

Date	Opp	G	A	P	+/-	PIM	S	S %	Mn	Mj	Ms	GMs	MP	PS	PP	SH	GW	GD	FG
Oct 3 09	TBL	1	0	1	1	2	1	100.0	1	0	0	0	0	0	0	0	N	N	N
Oct 8 09	STL	0	1	1	1	0	3	0.0	0	0	0	0	0	0	0	0	N	N	N
Oct 10 09	OTT	0	0	0	-1	4	1	0.0	2	0	0	0	0	0	0	0	N	N	N
Oct 16 09	NJD	0	0	0	0	0	1	0.0	0	0	0	0	0	0	0	0	N	N	N
Oct 17 09	BUF	DID NOT DRESS																	
Oct 20 09	MTL	DID NOT DRESS																	
Oct 22 09	WSH	DID NOT DRESS																	
Oct 24 09	SJS	0	0	0	0	2	1	0.0	1	0	0	0	0	0	0	0	N	N	N
Oct 29 09	WSH	0	0	0	0	2	2	0.0	1	0	0	0	0	0	0	0	N	N	N
Oct 31 09	OTT	0	0	0	0	0	2	0.0	0	0	0	0	0	0	0	0	N	N	N
Nov 3 09	MTL	0	0	0	0	0	0	-	0	0	0	0	0	0	0	0	N	N	N
Nov 5 09	CBJ	0	0	0	-1	0	1	0.0	0	0	0	0	0	0	0	0	N	N	N
Nov 7 09	NYI	DID NOT DRESS																	
Nov 8 09	STL	DID NOT DRESS																	
Nov 12 09	NYR	DID NOT DRESS																	
Nov 13 09	LAK	DID NOT DRESS																	
Nov 15 09	EDM	0	0	0	0	2	1	0.0	1	0	0	0	0	0	0	0	N	N	N
Nov 19 09	BOS	DID NOT DRESS																	
Nov 21 09	PIT	DID NOT DRESS																	
Nov 22 09	TBL	0	0	0	0	0	0	-	0	0	0	0	0	0	0	0	N	N	N
Nov 25 09	DET	0	0	0	0	0	0	-	0	0	0	0	0	0	0	0	N	N	N
Nov 27 09	CAR	0	1	1	1	0	2	0.0	0	0	0	0	0	0	0	0	N	N	N
Nov 28 09	PHI	DID NOT DRESS																	
Nov 30 09	FLA	DID NOT DRESS																	
Dec 3 09	NYI	0	0	0	0	2	1	0.0	1	0	0	0	0	0	0	0	N	N	N
Dec 5 09	FLA	0	0	0	0	0	1	0.0	0	0	0	0	0	0	0	0	N	N	N
Dec 7 09	TOR	DID NOT DRESS																	
Dec 9 09	CGY	0	0	0	0	2	0	-	1	0	0	0	0	0	0	0	N	N	N
Dec 10 09	VAN	DID NOT DRESS																	
Dec 12 09	MTL	DID NOT DRESS																	
Dec 14 09	NYR	DID NOT DRESS																	
Dec 16 09	FLA	DID NOT DRESS																	
Dec 17 09	DAL	0	0	0	1	2	0	-	1	0	0	0	0	0	0	0	N	N	N
Dec 19 09	NJD	DID NOT DRESS																	
Dec 21 09	MTL	DID NOT DRESS																	
Dec 23 09	BOS	DID NOT DRESS																	
Dec 26 09	TBL	DID NOT DRESS																	
Dec 28 09	NJD	DID NOT DRESS																	
Dec 30 09	BOS	DID NOT DRESS																	
Jan 1 10	BUF	0	1	1	-1	0	0	-	0	0	0	0	0	0	0	0	N	N	N
Jan 2 10	NYI	0	0	0	2	0	1	0.0	0	0	0	0	0	0	0	0	N	N	N
Jan 5 10	PIT	0	0	0	1	0	3	0.0	0	0	0	0	0	0	0	0	N	N	N
Jan 7 10	NYR	0	0	0	0	4	1	0.0	2	0	0	0	0	0	0	0	N	N	N
Jan 9 10	WSH	0	0	0	-2	0	1	0.0	0	0	0	0	0	0	0	0	N	N	N
Jan 12 10	OTT	DID NOT DRESS																	
Jan 14 10	BUF	DID NOT DRESS																	
Jan 16 10	CAR	DID NOT DRESS																	
Jan 18 10	FLA	0	0	0	-1	0	0	-	0	0	0	0	0	0	0	0	N	N	N
Jan 19 10	TOR	0	0	0	1	0	0	-	0	0	0	0	0	0	0	0	N	N	N
Jan 21 10	CAR	0	1	1	2	0	3	0.0	0	0	0	0	0	0	0	0	N	N	N
Jan 23 10	TBL	0	0	0	0	0	0	-	0	0	0	0	0	0	0	0	N	N	N
Jan 26 10	ANA	0	0	0	0	0	1	0.0	0	0	0	0	0	0	0	0	N	N	N
Jan 28 10	PHI	0	0	0	-1	0	0	-	0	0	0	0	0	0	0	0	N	N	N
Jan 30 10	NSH	0	0	0	1	0	0	-	0	0	0	0	0	0	0	0	N	N	N
Feb 2 10	TBL	DID NOT DRESS/TRADED TO DEVILS FEB. 4																	
Feb 5 10	TOR	0	0	0	0	0	2	0.0	0	0	0	0	0	0	0	0	N	N	N
Feb 6 10	NYR	0	0	0	-1	0	2	0.0	0	0	0	0	0	0	0	0	N	N	N
Feb 8 10	PHI	1	0	1	1	0	2	50.0	0	0	0	0	0	0	0	1	N	N	N
Feb 10 10	PHI	INJURED/UPPER BODY																	
Feb 12 10	NSH	INJURED/UPPER BODY																	
Feb 13 10	CAR	0	1	1	-1	0	0	-	0	0	0	0	0	0	0	0	N	N	N
Mar 2 10	SJS	0	1	1	0	0	1	0.0	0	0	0	0	0	0	0	0	N	N	N
Mar 5 10	CGY	0	0	0	0	0	1	0.0	0	0	0	0	0	0	0	0	N	N	N
Mar 7 10	EDM	0	0	0	-2	0	2	0.0	0	0	0	0	0	0	0	0	N	N	N
Mar 10 10	NYR	DID NOT DRESS																	
Mar 12 10	PIT	0	0	0	-1	0	2	0.0	0	0	0	0	0	0	0	0	N	N	N
Mar 13 10	NYI	0	0	0	-1	0	2	0.0	0	0	0	0	0	0	0	0	N	N	N
Mar 15 10	BOS	DID NOT DRESS																	
Mar 17 10	PIT	DID NOT DRESS																	
Mar 18 10	TOR	DID NOT DRESS																	
Mar 20 10	STL	DID NOT DRESS																	
Mar 23 10	CBJ	DID NOT DRESS																	
Mar 25 10	NYR	DID NOT DRESS																	
Mar 27 10	MTL	DID NOT DRESS																	
Mar 28 10	PHI	DID NOT DRESS																	
Mar 30 10	BOS	DID NOT DRESS																	
Apr 2 10	CHI	DID NOT DRESS																	
Apr 3 10	CAR	DID NOT DRESS																	
Apr 6 10	ATL	DID NOT DRESS																	
Apr 8 10	FLA	DID NOT DRESS																	
Apr 10 10	NYI	DID NOT DRESS																	
Apr 11 10	BUF	DID NOT DRESS																	
	38GP	2	6	8	1-	22	41	4.9	11	0	0	0	0	0	0	1	0	0	0



NEW JERSEY DEVILS

BRYCE SALVADOR DEFENSEMAN #24



Born, Brandon, Man., February 11, 1976;

Shoots left. 6'3", 215 lbs.;

Tampa Bay's 6th choice, 138th overall, in 1994 Entry Draft.

BIO: Established career high by appearing in 79 games; tied for third among the team's defensemen with plus-eight mark (C. White)...Totaled 4g-10a-14pts overall; four goals was second-highest total of NHL career (5, '01-02), while two game-winning tallies matched career best ('01-02 & '08-09)...Stats include two two-point games: 1g-1a Jan. 23 at NY Islanders and two assists Oct. 16 at Atlanta...Showed points in back-to-back games twice: Mar. 10-12 (1g-1a)/Nov. 25-27 (2a)...Appeared in 600th career NHL game Mar. 23 vs. Columbus; played in his 100th game with squad Nov. 11 vs. Anaheim...Played in season's first 37 games; missed three contests Dec. 30-Jan. 2 with lower body injury.

YEAR	TEAM	LEAGUE	GP	G	A	PTS	REGULAR SEASON							PLAYOFFS				
							+/-	PIM	PP	SH	GW	GT	S	GP	G	A	PTS	PIM
1991-92	Brandon	MAHA	52	6	23	29	-	38	-	-	-	-	-	-	-	-	-	-
1992-93	Lethbridge	WHL	64	1	4	5	-	29	-	-	-	-	-	4	0	0	0	0
1993-94	Lethbridge	WHL	61	4	14	18	-	36	-	-	-	-	-	9	0	1	1	2
1994-95	Lethbridge	WHL	67	1	9	10	-	88	-	-	-	-	-	-	-	-	-	-
1995-96	Lethbridge	WHL	56	4	12	16	-	75	-	-	-	-	-	3	0	1	1	2
1996-97	Lethbridge	WHL	63	8	32	40	-	81	-	-	-	-	-	19	0	7	7	14
1997-98	Worcester	AHL	46	2	8	10	-	74	-	-	-	-	-	11	0	1	1	45
1998-99	Worcester	AHL	69	5	13	18	-	129	-	-	-	-	-	4	0	1	1	2
1999-00	Worcester	AHL	55	0	13	13	-	53	-	-	-	-	-	9	0	1	1	2
2000-01	St. Louis	NHL	75	2	8	10	4-	69	0	0	1	0	60	14	2	0	2	18
2001-02	St. Louis	NHL	66	5	7	12	3	78	1	0	2	0	37	10	0	1	1	4
2002-03	St. Louis	NHL	71	2	8	10	7	95	1	0	0	0	73	7	0	0	0	2
2003-04	St. Louis	NHL	69	3	5	8	4-	47	0	0	1	0	60	5	0	0	0	2
	Worcester	AHL	2	0	1	1	-	0	-	-	-	-	-	-	-	-	-	-
2004-05	Missouri	UHL	7	0	0	0	-	16	-	-	-	-	-	3	0	0	0	0
2005-06	St. Louis	NHL	46	1	4	5	24-	26	0	0	0	-	23	-	-	-	-	-
2006-07	St. Louis	NHL	64	2	5	7	5-	55	0	0	0	-	40	-	-	-	-	-
2007-08	St. Louis	NHL	56	1	10	11	12	43	0	0	1	-	29	-	-	-	-	-
	DEVILS	NHL	8	0	0	0	0	11	0	0	0	-	0	5	1	0	1	2
2008-09	DEVILS	NHL	76	3	13	16	1-	78	0	0	2	-	68	4	0	0	0	4
2009-10	DEVILS	NHL	79	4	10	14	8	57	0	0	2	-	47	-	-	-	-	-
	DEVILS TOTALS		163	7	23	30	7	146	0	0	4	-	115	9	1	0	1	6
	NHL TOTALS		610	23	70	93	8-	559	2	0	9	0	437	45	3	1	4	32

Signed as a free agent by St. Louis, December 16, 1996. Traded to DEVILS by St. Louis for Cam Janssen, February 26, 2008.

2009-10 SEASON IN REVIEW


GAME-BY-GAME

Date	Opp	G	A	P	+/-	PIM	S	S %	Mn	Mj	Ms	GMS	MP	PS	PP	SH	GW	GD	FG
Oct 3 09	PHI	0	0	0	-1	0	0	-	0	0	0	0	0	0	0	0	N	N	N
Oct 5 09	NYR	0	0	0	0	2	3	0.0	1	0	0	0	0	0	0	0	N	N	N
Oct 8 09	TBL	0	0	0	0	7	1	0.0	1	1	0	0	0	0	0	0	N	N	N
Oct 10 09	FLA	0	0	0	1	0	1	0.0	0	0	0	0	0	0	0	0	N	N	N
Oct 12 09	WSH	0	0	0	0	2	0	-	1	0	0	0	0	0	0	0	N	N	N
Oct 16 09	ATL	0	2	2	2	0	2	0.0	0	0	0	0	0	0	0	0	N	N	N
Oct 17 09	CAR	0	0	0	0	0	0	-	0	0	0	0	0	0	0	0	N	N	N
Oct 22 09	NYR	0	0	0	2	0	1	0.0	0	0	0	0	0	0	0	0	N	N	N
Oct 24 09	PIT	0	0	0	1	0	0	-	0	0	0	0	0	0	0	0	N	N	N
Oct 28 09	BUF	0	0	0	-2	0	1	0.0	0	0	0	0	0	0	0	0	N	N	N
Oct 29 09	BOS	0	1	1	0	4	1	0.0	2	0	0	0	0	0	0	0	N	N	N
Oct 31 09	TBL	0	0	0	-1	5	1	0.0	0	1	0	0	0	0	0	0	N	N	N
Nov 4 09	WSH	0	0	0	-1	2	0	-	1	0	0	0	0	0	0	0	N	N	N
Nov 6 09	NYI	0	0	0	0	0	0	-	0	0	0	0	0	0	0	0	N	N	N
Nov 7 09	OTT	0	0	0	0	0	0	-	0	0	0	0	0	0	0	0	N	N	N
Nov 11 09	ANA	0	0	0	1	0	0	-	0	0	0	0	0	0	0	0	N	N	N
Nov 12 09	PIT	0	1	1	1	0	0	-	0	0	0	0	0	0	0	0	N	N	N
Nov 14 09	WSH	0	0	0	2	0	0	-	0	0	0	0	0	0	0	0	N	N	N
Nov 16 09	PHI	0	0	0	-2	0	0	-	0	0	0	0	0	0	0	0	N	N	N
Nov 19 09	NSH	0	0	0	0	0	1	0.0	0	0	0	0	0	0	0	0	N	N	N
Nov 21 09	DAL	0	0	0	-1	0	2	0.0	0	0	0	0	0	0	0	0	N	N	N
Nov 25 09	OTT	0	1	1	1	0	0	-	0	0	0	0	0	0	0	0	N	N	N
Nov 27 09	BOS	0	1	1	1	0	2	0	0	0	0	0	0	0	0	0	N	N	N
Nov 28 09	NYI	0	0	0	2	0	1	0.0	0	0	0	0	0	0	0	0	N	N	N
Dec 2 09	VAN	0	0	0	-1	0	1	0.0	0	0	0	0	0	0	0	0	N	N	N
Dec 4 09	TBL	0	0	0	1	0	0	-	0	0	0	0	0	0	0	0	N	N	N
Dec 5 09	DET	0	0	0	0	2	0	-	1	0	0	0	0	0	0	0	N	N	N
Dec 7 09	BUF	0	0	0	1	0	0	-	0	0	0	0	0	0	0	0	N	N	N
Dec 9 09	CAR	0	0	0	0	2	1	0.0	1	0	0	0	0	0	0	0	N	N	N
Dec 11 09	FLA	0	0	0	-1	2	2	0.0	1	0	0	0	0	0	0	0	N	N	N
Dec 12 09	PHI	0	0	0	0	0	0	-	0	0	0	0	0	0	0	0	N	N	N
Dec 16 09	MTL	0	0	0	1	0	2	0.0	0	0	0	0	0	0	0	0	N	N	N
Dec 18 09	OTT	1	0	1	1	0	2	50.0	0	0	0	0	0	0	0	0	N	N	N
Dec 19 09	ATL	0	0	0	1	0	1	0.0	0	0	0	0	0	0	0	0	N	N	N
Dec 21 09	PIT	1	0	1	1	4	2	50.0	2	0	0	0	0	0	0	0	Y	N	Y
Dec 26 09	WSH	0	0	0	-2	0	0	-	0	0	0	0	0	0	0	0	N	N	N
Dec 28 09	ATL	0	0	0	0	2	0	-	1	0	0	0	0	0	0	0	N	N	N
Dec 30 09	PIT	INJURED/LOWER BODY																	
Dec 31 09	CHI	INJURED/LOWER BODY																	
Jan 2 10	MIN	INJURED/LOWER BODY																	
Jan 5 10	DAL	0	0	0	0	0	0	-	0	0	0	0	0	0	0	0	N	N	N
Jan 8 10	TBL	0	0	0	0	4	1	0.0	2	0	0	0	0	0	0	0	N	N	N
Jan 9 10	MTL	0	0	0	0	0	0	-	0	0	0	0	0	0	0	0	N	N	N
Jan 12 10	NYR	0	0	0	0	0	0	-	0	0	0	0	0	0	0	0	N	N	N
Jan 14 10	PHX	0	0	0	-1	0	0	-	0	0	0	0	0	0	0	0	N	N	N
Jan 16 10	COL	0	0	0	-1	0	0	-	0	0	0	0	0	0	0	0	N	N	N
Jan 18 10	NYI	0	0	0	-1	2	0	-	1	0	0	0	0	0	0	0	N	N	N
Jan 20 10	FLA	0	1	1	1	0	1	0.0	0	0	0	0	0	0	0	0	N	N	N
Jan 22 10	MTL	0	0	0	-1	0	1	0.0	0	0	0	0	0	0	0	0	N	N	N
Jan 23 10	NYI	1	1	2	2	0	2	50.0	0	0	0	0	0	0	0	0	Y	N	N
Jan 26 10	OTT	0	0	0	0	0	0	-	0	0	0	0	0	0	0	0	N	N	N
Jan 27 10	BUF	0	0	0	0	0	1	0.0	0	0	0	0	0	0	0	0	N	N	N
Jan 29 10	TOR	0	0	0	0	2	0	-	1	0	0	0	0	0	0	0	N	N	N
Jan 31 10	LAK	0	0	0	-1	0	0	-	0	0	0	0	0	0	0	0	N	N	N
Feb 2 10	TOR	0	0	0	0	0	2	0.0	0	0	0	0	0	0	0	0	N	N	N
Feb 5 10	TOR	0	0	0	0	0	0	-	0	0	0	0	0	0	0	0	N	N	N
Feb 6 10	NYR	0	0	0	0	0	0	-	0	0	0	0	0	0	0	0	N	N	N
Feb 8 10	PHI	0	0	0	0	5	0	-	0	1	0	0	0	0	0	0	N	N	N
Feb 10 10	PHI	0	0	0	0	0	1	0.0	0	0	0	0	0	0	0	0	N	N	N
Feb 12 10	NSH	0	0	0	1	0	0	-	0	0	0	0	0	0	0	0	N	N	N
Feb 13 10	CAR	0	0	0	0	0	1	0.0	0	0	0	0	0	0	0	0	N	N	N
Mar 2 10	SJS	0	0	0	-2	0	0	-	0	0	0	0	0	0	0	0	N	N	N
Mar 5 10	CGY	0	0	0	0	0	1	0.0	0	0	0	0	0	0	0	0	N	N	N
Mar 7 10	EDM	0	0	0	0	0	0	-	0	0	0	0	0	0	0	0	N	N	N
Mar 10 10	NYR	1	0	1	1	0	2	50.0	0	0	0	0	0	0	0	0	N	N	N
Mar 12 10	PIT	0	1	1	1	0	0	-	0	0	0	0	0	0	0	0	N	N	N
Mar 13 10	NYI	0	0	0	-1	0	0	-	0	0	0	0	0	0	0	0	N	N	N
Mar 15 10	BOS	0	0	0	-1	0	1	0.0	0	0	0	0	0	0	0	0	N	N	N
Mar 17 10	PIT	0	0	0	1	0	0	-	0	0	0	0	0	0	0	0	N	N	N
Mar 18 10	TOR	0	0	0	0	0	0	-	0	0	0	0	0	0	0	0	N	N	N
Mar 20 10	STL	0	0	0	0	0	2	0.0	0	0	0	0	0	0	0	0	N	N	N
Mar 23 10	CBJ	0	0	0	-1	0	0	-	0	0	0	0	0	0	0	0	N	N	N
Mar 25 10	NYR	0	0	0	-1	0	0	-	0	0	0	0	0	0	0	0	N	N	N
Mar 27 10	MTL	0	0	0	-1	2	0	-	1	0	0	0	0	0	0	0	N	N	N
Mar 28 10	PHI	0	0	0	1	4	0	-	2	0	0	0	0	0	0	0	N	N	N
Mar 30 10	BOS	0	0	0	0	0	2	0.0	0	0	0	0	0	0	0	0	N	N	N
Apr 2 10	CHI	0	0	0	0	0	0	-	0	0	0	0	0	0	0	0	N	N	N
Apr 3 10	CAR	0	0	0	2	4	0	-	2	0	0	0	0	0	0	0	N	N	N
Apr 6 10	ATL	0	1	1	2	0	0	-	0	0	0	0	0	0	0	0	N	N	N
Apr 8 10	FLA	0	0	0	0	0	0	-	0	0	0	0	0	0	0	0	N	N	N
Apr 10 10	NYI	0	0	0	1	0	1	0.0	0	0	0	0	0	0	0	0	N	N	N
Apr 11 10	BUF	0	0	0	-1	0	0	-	0	0	0	0	0	0	0	0	N	N	N
	79GP	4	10	14	8	57	47	8.5	21	3	0	0	0	0	0	0	2	0	1



NEW JERSEY DEVILS

MARTIN SKOULA DEFENSEMAN #28



Born, Litomerice, Czech Rep., October 28, 1979;

Shoots left. 6'3", 225 lbs.;

Colorado's 2nd choice, 17th overall, in 1998 Entry Draft.

BIO: Posted 3g-8a-11pts in 52 games overall, including three assists in 19 games with New Jersey...Recorded plus-seven mark with club after going -32 in previous 194 contests...Totals include season-high three-game point-scoring streak Nov. 21-25 (2g-2a-4pts)...Had points in back-to-back games twice: Mar. 15-17 (2a) and Oct. 30-31 (2a)...Posted season-high two goals Nov. 21 at Atlanta...Recorded first point with squad with assist Mar. 15 vs. Boston; made his debut with team Mar. 7 at Edmonton...Totaled 3g-5a-8pts in 33 appearances with Pittsburgh this season; was traded to Toronto night before being acquired by New Jersey...Had career totals of 44g-149a-193pts and 324 penalty minutes in 757 career NHL games with Colorado, Anaheim, Dallas, Minnesota, and Pittsburgh over ten seasons at time of trade...Signed by the Penguins as a free agent on Sept. 29, 2009 after spending more than three seasons with the Wild under Head Coach J. Lemaire...Added 1g-13a-14pts and 22 PIM in 79 career post-season appearances with Colorado and Minnesota...Acquired by the Wild from the Stars in a trade on Mar. 8, 2006...Joined Dallas as a free agent on Aug. 3, 2005 after completing the 2003-04 season with Anaheim...Played nearly five seasons with Avalanche before being traded to Mighty Ducks, Feb. 21, 2004...A member of Colorado's 2001 Stanley Cup Championship team...Represented Czech Republic at 2002 Olympic Winter Games, 2004 World Cup, and 2004/2006 World Championships.

YEAR	TEAM	LEAGUE	GP	G	A	PTS	REGULAR SEASON								PLAYOFFS				
							+/-	PIM	PP	SH	GW	GT	S	GP	G	A	PTS	PIM	
1995-96	Litvinov Jr.	Cze.-2	38	0	4	4	-	-	-	-	-	-	-	-	-	-	-	-	-
	Litvinov	Cze. Rep.	-	-	-	-	-	-	-	-	-	-	-	-	1	0	0	0	0
	Litvinov Jr.	Cze.-2	38	2	9	11	-	-	-	-	-	-	-	-	-	-	-	-	-
1996-97	Litvinov	Cze. Rep.	1	0	0	0	-	0	-	-	-	-	-	-	-	-	-	-	-
	Czech Republic	EJC-A	6	0	2	2	-	4	-	-	-	-	-	-	-	-	-	-	-
	Barrie	OHL	66	8	36	44	-	36	-	-	-	-	-	-	6	1	3	4	4
1997-98	Czech Republic	WJC-A	-	-	-	-	-	-	-	-	-	-	-	-	-	-	-	-	-
	Barrie	OHL	67	13	46	59	-	46	-	-	-	-	-	-	12	3	10	13	13
	Hershey	AHL	-	-	-	-	-	-	-	-	-	-	-	-	1	0	0	0	0
1999-00	Colorado	NHL	80	3	13	16	5	20	2	0	0	0	66	17	0	2	2	4	4
2000-01	Colorado	NHL	82	8	17	25	8	38	3	0	2	0	108	23	1	4	5	8	8
2001-02	Colorado	NHL	82	10	21	31	3-	42	5	0	1	0	100	21	0	6	6	2	2
	Czech Republic	Olym.	4	0	0	0	-	0	-	-	-	-	-	-	-	-	-	-	-
2002-03	Colorado	NHL	81	4	21	25	11	68	2	0	0	0	93	7	0	1	1	4	4
2003-04	Colorado	NHL	58	2	14	16	2	30	0	0	0	0	54	-	-	-	-	-	-
	Anaheim	NHL	21	2	7	9	3	2	1	0	0	1	30	-	-	-	-	-	-
	Czech Republic	WC-A	7	1	0	1	-	4	-	-	-	-	-	-	-	-	-	-	-
2004-05	Czech Republic	W Cup	2	0	0	0	-	2	-	-	-	-	-	-	-	-	-	-	-
	Litvinov	Cze. Rep.	47	4	15	19	-	101	-	-	-	-	-	-	6	0	0	0	6
2005-06	Dallas	NHL	61	4	11	15	6	36	3	0	1	-	78	-	-	-	-	-	-
	Minnesota	NHL	17	1	5	6	0	10	0	0	0	-	14	-	-	-	-	-	-
	Czech Republic	WC-A	9	0	2	2	-	6	-	-	-	-	-	-	-	-	-	-	-
2006-07	Minnesota	NHL	81	0	15	15	9	36	0	0	0	-	91	5	0	0	0	4	4
2007-08	Minnesota	NHL	80	3	8	11	16-	26	0	0	1	-	63	6	0	0	0	0	0
2008-09	Minnesota	NHL	81	4	12	16	12-	10	0	0	0	-	55	-	-	-	-	-	-
2009-10	Pittsburgh	NHL	33	3	5	8	4-	6	1	0	0	-	23	-	-	-	-	-	-
	DEVILS	NHL	19	0	3	3	7	4	0	0	0	-	11	-	-	-	-	-	-
	DEVILS TOTALS		19	0	3	3	7	4	0	0	0	-	11	-	-	-	-	-	-
	NHL TOTALS		776	44	152	196	16	328	17	0	5	1	786	79	1	13	14	22	22

OHL All-Rookie Team (1998) • OHL Second All-Star Team (1999)

Traded to Anaheim by Colorado for Kurt Sauer and Anaheim's fourth-round choice (Raymond Macias) in 2005 Entry Draft, February 21, 2004. Signed as a free agent by Litvinov, September 17, 2004. Signed as a free agent by Dallas, August 3, 2005. Traded to Minnesota by Dallas with Shawn Belle for Willie Mitchell and Minnesota's second-round choice (Nico Sacchetti) in 2007 Entry Draft, March 8, 2006. Signed as a free agent by Pittsburgh, September 29, 2009. Traded to Toronto by Pittsburgh with Luca Caputi for Alexei Ponikarovsky, March 2, 2010. Traded to DEVILS by Toronto for DEVILS' fifth-round choice in 2010 Entry Draft, March 3, 2010.


GAME-BY-GAME

Season in Review : 59



NEW JERSEY DEVILS

COLIN WHITE DEFENSEMAN #5



Born, New Glasgow, N.S., December 12, 1977;

Shoots left. 6'4", 215 lbs.;

New Jersey's 5th choice, 49th overall, in 1996 Entry Draft.

BIO: Saw action in 81 of 82 games; was a healthy "scratch" for Apr. 11 season-finale vs. Buffalo...Career games-played total (674) is fifth all-time among Devils' defensemen; trails only K. Daneyko (1,283), S. Stevens (956), S. Niedermayer (892) and B. Driver (702)...Tied for third among the team's defensemen with plus-eight mark (B. Salvador)...Posted points in back-to-back games Dec. 18-19 (2a)...Scored his first goal of season Nov. 14 vs. Washington...Appeared in his 600th career NHL game Oct. 17 vs. Carolina...Recorded first point of campaign with assist Oct. 12 at Washington...Completed 2008-09 campaign with 1g-17a-18pts overall to surpass previous season's 2g-8a-10pt total; 17 assists were second-highest total of NHL career (19, 2000-01)...A member of New Jersey's 2000/2003 Stanley Cup Championship teams...Participating in post-season play for the 15th straight year, including NHL (2000-10), AHL (1998-99) and QMJHL (1995-97).

YEAR	TEAM	LEAGUE	REGULAR SEASON												PLAYOFFS				
			GP	G	A	PTS	+/-	PIM	PP	SH	GW	GT	S	GP	G	A	PTS	PIM	
1993-94	Weeks	Midget	-	-	-	-	-	-	-	-	-	-	-	-	-	-	-	-	
1994-95	Laval	QMJHL	7	0	1	1	-	32	-	-	-	-	-	-	-	-	-	-	
	Hull	QMJHL	5	0	1	1	-	4	-	-	-	-	-	12	0	0	0	23	
1995-96	Hull	QMJHL	62	2	8	10	-	303	-	-	-	-	-	18	0	4	4	42	
1996-97	Hull	QMJHL	63	3	12	15	-	297	-	-	-	-	-	14	3	12	15	65	
1997-98	Albany	AHL	76	3	13	16	-	235	-	-	-	-	-	13	0	0	0	55	
1998-99	Albany	AHL	77	2	12	14	-	265	-	-	-	-	-	5	0	1	1	8	
1999-00	Albany	AHL	52	5	21	26	-	176	-	-	-	-	-	-	-	-	-	-	
	DEVILS	NHL	21	2	1	3	3	40	0	0	1	0	29	23	1	5	6	18	
2000-01	DEVILS	NHL	82	1	19	20	32	155	0	0	1	0	114	25	0	3	3	42	
2001-02	DEVILS	NHL	73	2	3	5	6	133	0	0	0	0	81	6	0	0	0	2	
2002-03	DEVILS	NHL	72	5	8	13	19	98	0	0	1	0	81	24	0	5	5	29	
2003-04	DEVILS	NHL	75	2	11	13	10	96	0	0	0	0	61	5	0	0	0	4	
2004-05			D	I	D		N	O	T				P	L	A	Y			
2005-06	DEVILS	NHL	73	3	14	17	2-	91	1	0	1	-	60	4	0	0	0	4	
2006-07	DEVILS	NHL	69	0	8	8	8-	69	0	0	0	-	47	7	0	0	0	6	
2007-08	DEVILS	NHL	57	2	8	10	5-	26	0	0	1	-	27	5	0	0	0	6	
2008-09	DEVILS	NHL	71	1	17	18	18	46	0	0	0	-	68	7	0	1	1	6	
2009-10	DEVILS	NHL	81	2	10	12	8	46	0	0	0	-	47	-	-	-	-	-	
DEVILS TOTALS			674	20	99	119	81	800	1	0	5	0	615	106	1	14	15	117	
NHL TOTALS			674	20	99	119	81	800	1	0	5	0	615	106	1	14	15	117	

QMJHL All-Rookie Team (1996) • NHL All-Rookie Team (2001)

2009-10 SEASON IN REVIEW

GAME-BY-GAME

Date	Opp	G	A	P	+/-	PIM	S	S %	Mn	Mj	Ms	GMs	MP	PS	PP	SH	GW	GD	FG	
Oct 3 09	PHI	0	0	0	-1	0	2	0.0	0	0	0	0	0	0	0	0	N	N	N	
Oct 5 09	NYR	0	0	0	0	0	0	-	0	0	0	0	0	0	0	0	N	N	N	
Oct 8 09	TBL	0	0	0	-1	0	0	-	0	0	0	0	0	0	0	0	N	N	N	
Oct 10 09	FLA	0	0	0	0	0	1	0.0	0	0	0	0	0	0	0	0	N	N	N	
Oct 12 09	WSH	0	1	1	2	0	0	-	0	0	0	0	0	0	0	0	N	N	N	
Oct 16 09	ATL	0	0	0	0	2	2	0.0	1	0	0	0	0	0	0	0	N	N	N	
Oct 17 09	CAR	0	0	0	2	0	0	-	0	0	0	0	0	0	0	0	N	N	N	
Oct 22 09	NYR	0	0	0	-1	0	0	-	0	0	0	0	0	0	0	0	N	N	N	
Oct 24 09	PIT	0	0	0	-1	0	0	-	0	0	0	0	0	0	0	0	N	N	N	
Oct 28 09	BUF	0	0	0	-1	0	0	-	0	0	0	0	0	0	0	0	N	N	N	
Oct 29 09	BOS	0	0	0	1	0	1	0.0	0	0	0	0	0	0	0	0	N	N	N	
Oct 31 09	TBL	0	0	0	0	0	1	0.0	0	0	0	0	0	0	0	0	N	N	N	
Nov 4 09	WSH	0	0	0	0	0	0	-	0	0	0	0	0	0	0	0	N	N	N	
Nov 6 09	NYI	0	0	0	0	2	0	-	1	0	0	0	0	0	0	0	N	N	N	
Nov 7 09	OTT	0	0	0	-1	0	1	0.0	0	0	0	0	0	0	0	0	N	N	N	
Nov 11 09	ANA	0	1	1	1	0	0	-	0	0	0	0	0	0	0	0	N	N	N	
Nov 12 09	PIT	0	0	0	1	0	0	-	0	0	0	0	0	0	0	0	N	N	N	
Nov 14 09	WSH	1	0	1	1	0	1	100.0	0	0	0	0	0	0	0	0	N	N	N	
Nov 16 09	PHI	0	0	0	0	0	2	0.0	0	0	0	0	0	0	0	0	N	N	N	
Nov 19 09	NSH	0	1	1	0	0	0	-	0	0	0	0	0	0	0	0	N	N	N	
Nov 21 09	DAL	0	0	0	-1	0	0	-	0	0	0	0	0	0	0	0	N	N	N	
Nov 25 09	OTT	0	0	0	1	0	0	-	0	0	0	0	0	0	0	0	N	N	N	
Nov 27 09	BOS	0	0	0	-1	0	0	-	0	0	0	0	0	0	0	0	N	N	N	
Nov 28 09	NYI	0	0	0	1	0	0	-	0	0	0	0	0	0	0	0	N	N	N	
Dec 2 09	VAN	0	1	1	-3	0	0	-	0	0	0	0	0	0	0	0	N	N	N	
Dec 4 09	TBL	0	0	0	-1	0	0	-	0	0	0	0	0	0	0	0	N	N	N	
Dec 5 09	DET	0	0	0	1	0	0	-	0	0	0	0	0	0	0	0	N	N	N	
Dec 7 09	BUF	0	1	1	2	2	2	0.0	1	0	0	0	0	0	0	0	N	N	N	
Dec 9 09	CAR	0	0	0	1	0	0	-	0	0	0	0	0	0	0	0	N	N	N	
Dec 11 09	FLA	0	0	0	1	0	0	-	0	0	0	0	0	0	0	0	N	N	N	
Dec 12 09	PHI	0	0	0	0	0	1	0.0	0	0	0	0	0	0	0	0	N	N	N	
Dec 16 09	MTL	0	0	0	0	0	0	-	0	0	0	0	0	0	0	0	N	N	N	
Dec 18 09	OTT	0	1	1	-1	0	1	0.0	0	0	0	0	0	0	0	0	N	N	N	
Dec 19 09	ATL	0	1	1	0	0	2	0.0	0	0	0	0	0	0	0	0	N	N	N	
Dec 21 09	PIT	0	0	0	0	0	0	-	0	0	0	0	0	0	0	0	N	N	N	
Dec 26 09	WSH	0	0	0	0	0	0	-	0	0	0	0	0	0	0	0	N	N	N	
Dec 28 09	ATL	1	0	1	2	0	3	33.3	0	0	0	0	0	0	0	0	N	N	N	
Dec 30 09	PIT	0	0	0	0	0	0	-	0	0	0	0	0	0	0	0	N	N	N	
Dec 31 09	CHI	0	0	0	0	2	1	0.0	1	0	0	0	0	0	0	0	N	N	N	
Jan 2 10	MIN	0	0	0	1	0	0	-	0	0	0	0	0	0	0	0	N	N	N	
Jan 5 10	DAL	0	0	0	1	0	0	-	0	0	0	0	0	0	0	0	N	N	N	
Jan 8 10	TBL	0	0	0	-1	0	1	0.0	0	0	0	0	0	0	0	0	N	N	N	
Jan 9 10	MTL	0	0	0	1	0	0	-	0	0	0	0	0	0	0	0	N	N	N	
Jan 12 10	NYR	0	0	0	0	0	2	0.0	0	0	0	0	0	0	0	0	N	N	N	
Jan 14 10	PHX	0	0	0	-1	0	0	-	0	0	0	0	0	0	0	0	N	N	N	
Jan 16 10	COL	0	1	1	-1	0	0	-	0	0	0	0	0	0	0	0	N	N	N	
Jan 18 10	NYI	0	0	0	-1	0	1	0.0	0	0	0	0	0	0	0	0	N	N	N	
Jan 20 10	FLA	0	0	0	1	0	0	-	0	0	0	0	0	0	0	0	N	N	N	
Jan 22 10	MTL	0	0	0	-2	0	1	0.0	0	0	0	0	0	0	0	0	N	N	N	
Jan 23 10	NYI	0	0	0	0	15	2	0.0	0	1	0	1	0	0	0	0	N	N	N	
Jan 26 10	OTT	0	0	0	-2	0	1	0.0	0	0	0	0	0	0	0	0	N	N	N	
Jan 27 10	BUF	0	0	0	0	0	0	-	0	0	0	0	0	0	0	0	N	N	N	
Jan 29 10	TOR	0	1	1	2	0	1	0.0	0	0	0	0	0	0	0	0	N	N	N	
Jan 31 10	LAK	0	0	0	0	0	3	0.0	0	0	0	0	0	0	0	0	N	N	N	
Feb 2 10	TOR	0	0	0	-1	7	0	-	1	1	0	0	0	0	0	0	N	N	N	
Feb 5 10	TOR	0	0	0	2	2	0	-	1	0	0	0	0	0	0	0	N	N	N	
Feb 6 10	NYR	0	0	0	1	0	0	-	0	0	0	0	0	0	0	0	N	N	N	
Feb 8 10	PHI	0	0	0	-1	0	1	0.0	0	0	0	0	0	0	0	0	N	N	N	
Feb 10 10	PHI	0	0	0	1	2	0	-	1	0	0	0	0	0	0	0	N	N	N	
Feb 12 10	NSH	0	0	0	1	2	1	0.0	1	0	0	0	0	0	0	0	N	N	N	
Feb 13 10	CAR	0	0	0	0	0	0	-	0	0	0	0	0	0	0	0	N	N	N	
Mar 2 10	SJS	0	0	0	2	0	0	-	0	0	0	0	0	0	0	0	N	N	N	
Mar 5 10	CGY	0	0	0	-2	0	0	-	0	0	0	0	0	0	0	0	N	N	N	
Mar 7 10	EDM	0	0	0	-1	0	0	-	0	0	0	0	0	0	0	0	N	N	N	
Mar 10 10	NYR	0	0	0	1	0	2	0.0	0	0	0	0	0	0	0	0	N	N	N	
Mar 12 10	PIT	0	0	0	0	10	0	-	0	0	1	0	0	0	0	0	N	N	N	
Mar 13 10	NYI	0	0	0	1	0	0	-	0	0	0	0	0	0	0	0	N	N	N	
Mar 15 10	BOS	0	0	0	1	0	1	0.0	0	0	0	0	0	0	0	0	N	N	N	
Mar 17 10	PIT	0	0	0	1	0	0	-	0	0	0	0	0	0	0	0	N	N	N	
Mar 18 10	TOR	0	0	0	0	0	0	-	0	0	0	0	0	0	0	0	N	N	N	
Mar 20 10	STL	0	0	0	0	0	1	0.0	0	0	0	0	0	0	0	0	N	N	N	
Mar 23 10	CBJ	0	0	0	0	0	0	-	0	0	0	0	0	0	0	0	N	N	N	
Mar 25 10	NYR	0	0	0	0	0	0	-	0	0	0	0	0	0	0	0	N	N	N	
Mar 27 10	MTL	0	0	0	0	0	0	-	0	0	0	0	0	0	0	0	N	N	N	
Mar 28 10	PHI	0	0	0	-3	0	1	0.0	0	0	0	0	0	0	0	0	N	N	N	
Mar 30 10	BOS	0	0	0	0	0	1	0.0	0	0	0	0	0	0	0	0	N	N	N	
Apr 2 10	CHI	0	0	0	1	0	1	0.0	0	0	0	0	0	0	0	0	N	N	N	
Apr 3 10	CAR	0	0	0	1	0	1	0.0	0	0	0	0	0	0	0	0	N	N	N	
Apr 6 10	ATL	0	0	0	1	0	1	0.0	0	0	0	0	0	0	0	0	N	N	N	
Apr 8 10	FLA	0	0	0	-1	0	1	0.0	0	0	0	0	0	0	0	0	N	N	N	
Apr 10 10	NYI	0	1	1	1	0	2	0.0	0	0	0	0	0	0	0	0	N	N	N	
Apr 11 10	BUF	DID NOT DRESS																		
81GP		2	10	12	8	46	47	4.3	8	2	1	1	0	0	0	0	0	0	0	



NEW JERSEY DEVILS

TRAVIS ZAJAC CENTER #19



Born, Winnipeg, Man., May 13, 1985;

Shoots right. 6'3", 195 lbs.;

New Jersey's 1st choice, 20th overall, in 2004 Entry Draft.

BIO: Is Devils' ironman, has appeared in career-high 319 straight games since Oct. 26, 2006; passed J. Pandolfo for fourth-longest stretch in team history Mar. 20 vs. St. Louis...Totals include 300th career NHL game Feb. 5 vs. Toronto, 200th point with assist Mar. 27 at Montreal and 100th assist Nov. 19 at Nashville...Set career-highs with 25 goals and 67 points (20g/62pts, '08-09); 42 assists match last season's career best...Tied for second on team with four game-winning goals (Z. Parise, 5)...Posted points in season-high six straight games Feb. 8-Mar. 5 (3g-6a-9pts); totaled points in four straight Oct. 16-24 (2g-3a-5pts)...Had three three-game point-scoring streaks: Jan. 5-9 (3g-3a-6pts), Nov. 19-25 (1g-2a-3pts) and Oct. 5-10 (3g-2a-5pts)...Also had points in back-to-back games eight times, most recently Apr. 10-11 (1g-3a-4pts)...Recorded career-high 18 multiple-point games, including career-high 1g-3a-4pts Jan. 29 vs. Toronto...Had three three-assist/point efforts: Apr. 10 vs. NY Islanders, Jan. 23 at NY Islanders and Nov. 12 at Pittsburgh...Had 14 2pt contests: 2g Mar. 23 vs. Columbus; nine 1g-1a matches, most recently Mar. 10 vs. NY Rangers; and four two-assist games, most recently Mar. 5 at Calgary...Recorded first career overtime goal Jan. 29; was 1-5 (20.0%) in shootouts.

YEAR	TEAM	LEAGUE	REGULAR SEASON											PLAYOFFS				
			GP	G	A	PTS	+/-	PIM	PP	SH	GW	GT	S	GP	G	A	PTS	PIM
2001-02	St. James	MJHL	-	-	-	-	-	-	-	-	-	-	-	-	-	-	-	-
2002-03	Salmon Arm	BCJHL	59	16	36	52	-	27	-	-	-	-	-	11	2	4	6	6
2003-04	Salmon Arm	BCHL	59	43	69	112	-	110	-	-	-	-	-	14	10	13	23	10
2004-05	North Dakota	WCHA	45	20	19	39	-	16	-	-	-	-	-	-	-	-	-	-
2005-06	North Dakota	WCHA	46	18	29	47	-	20	-	-	-	-	-	-	-	-	-	-
	Albany	AHL	2	0	1	1	-	2	-	-	-	-	-	-	-	-	-	-
2006-07	DEVILS	NHL	80	17	25	42	1	16	6	0	2	-	134	11	1	4	5	4
2007-08	DEVILS	NHL	82	14	20	34	11-	31	5	0	1	-	155	5	0	1	1	4
2008-09	DEVILS	NHL	82	20	42	62	33	29	5	1	2	-	185	7	1	3	4	6
	Canada	WC-A	5	0	0	0	-	2	-	-	-	-	-	-	-	-	-	-
2009-10	DEVILS	NHL	82	25	42	67	22	24	6	0	4	-	210	-	-	-	-	-
	DEVILS TOTALS		326	76	129	205	45	100	22	1	9	-	684	23	2	8	10	14
	NHL TOTALS		326	76	129	205	45	100	22	1	9	-	684	23	2	8	10	14

BCHL Interior Conference MVP (2004) • BCHL Interior Conference First All-Star Team (2004) • Played in BCHL All-Star Game (2004) • NCAA Championship All-Tournament Team (2005) • NCAA East All-Tournament Team (2005) • WCHA All-Rookie Team (2005)

2009-10 SEASON IN REVIEW

GAME-BY-GAME


Date	Opp	G	A	P	+/-	PIM	S	S %	Mn	Mj	Ms	GMS	MP	PS	PP	SH	GW	GD	FG
Oct 3 09	PHI	0	0	0	-1	0	5	0.0	0	0	0	0	0	0	0	0	N	N	N
Oct 5 09	NYR	1	0	1	0	0	4	25.0	0	0	0	0	0	0	1	0	N	N	N
Oct 8 09	TBL	1	1	2	0	0	3	33.3	0	0	0	0	0	0	0	0	N	N	N
Oct 10 09	FLA	1	1	2	0	2	3	33.3	1	0	0	0	0	0	1	0	N	N	N
Oct 12 09	WSH	0	0	0	0	0	3	0.0	0	0	0	0	0	0	0	0	N	N	N
Oct 16 09	ATL	1	0	1	2	0	2	50.0	0	0	0	0	0	0	0	0	N	N	Y
Oct 17 09	CAR	0	1	1	1	2	2	0.0	1	0	0	0	0	0	0	0	N	N	N
Oct 22 09	NYR	0	1	1	1	0	2	0.0	0	0	0	0	0	0	0	0	N	N	N
Oct 24 09	PIT	1	1	2	2	2	3	33.3	1	0	0	0	0	0	0	0	N	N	N
Oct 28 09	BUF	0	0	0	0	0	2	0.0	0	0	0	0	0	0	0	0	N	N	N
Oct 29 09	BOS	0	0	0	0	0	5	0.0	0	0	0	0	0	0	0	0	N	N	N
Oct 31 09	TBL	1	0	1	0	0	2	50.0	0	0	0	0	0	0	0	0	N	N	Y
Nov 4 09	WSH	0	2	2	-1	0	1	0.0	0	0	0	0	0	0	0	0	N	N	N
Nov 6 09	NYI	0	0	0	0	0	4	0.0	0	0	0	0	0	0	0	0	N	N	N
Nov 7 09	OTT	0	0	0	0	0	2	0.0	0	0	0	0	0	0	0	0	N	N	N
Nov 11 09	ANA	0	0	0	0	0	1	0.0	0	0	0	0	0	0	0	0	N	N	N
Nov 12 09	PIT	0	3	3	3	2	0	-	1	0	0	0	0	0	0	0	N	N	N
Nov 14 09	WSH	0	2	2	2	0	2	0.0	0	0	0	0	0	0	0	0	N	N	N
Nov 16 09	PHI	0	0	0	1	0	1	0.0	0	0	0	0	0	0	0	0	N	N	N
Nov 19 09	NSH	0	1	1	0	0	1	0.0	0	0	0	0	0	0	0	0	N	N	N
Nov 21 09	DAL	1	0	1	0	2	3	33.3	1	0	0	0	0	0	1	0	N	N	N
Nov 25 09	OTT	0	1	1	2	0	2	0.0	0	0	0	0	0	0	0	0	N	N	N
Nov 27 09	BOS	0	0	0	0	0	4	0.0	0	0	0	0	0	0	0	0	N	N	N
Nov 28 09	NYI	0	1	1	1	0	1	0.0	0	0	0	0	0	0	0	0	N	N	N
Dec 2 09	VAN	1	0	1	-1	0	8	12.5	0	0	0	0	0	0	0	0	N	N	N
Dec 4 09	TBL	0	0	0	1	0	1	0.0	0	0	0	0	0	0	0	0	N	N	N
Dec 5 09	DET	0	1	1	1	0	1	0.0	0	0	0	0	0	0	0	0	N	N	N
Dec 7 09	BUF	1	0	1	1	0	4	25.0	0	0	0	0	0	0	0	0	N	N	N
Dec 9 09	CAR	0	0	0	0	0	2	0.0	0	0	0	0	0	0	0	0	N	N	N
Dec 11 09	FLA	0	0	0	-2	0	1	0.0	0	0	0	0	0	0	0	0	N	N	N
Dec 12 09	PHI	0	2	2	1	2	1	0.0	1	0	0	0	0	0	0	0	N	N	N
Dec 16 09	MTL	0	0	0	-1	0	1	0.0	0	0	0	0	0	0	0	0	N	N	N
Dec 18 09	OTT	0	0	0	0	0	2	0.0	0	0	0	0	0	0	0	0	N	N	N
Dec 19 09	ATL	0	0	0	-1	0	2	0.0	0	0	0	0	0	0	0	0	N	N	N
Dec 21 09	PIT	0	0	0	0	0	1	0.0	0	0	0	0	0	0	0	0	N	N	N
Dec 26 09	WSH	0	0	0	-1	0	2	0.0	0	0	0	0	0	0	0	0	N	N	N
Dec 28 09	ATL	0	1	1	2	0	2	0.0	0	0	0	0	0	0	0	0	N	N	N
Dec 30 09	PIT	0	1	1	1	2	4	0.0	1	0	0	0	0	0	0	0	N	N	N
Dec 31 09	CHI	0	0	0	0	0	3	0.0	0	0	0	0	0	0	0	0	N	N	N
Jan 2 10	MIN	0	0	0	-2	0	3	0.0	0	0	0	0	0	0	0	0	N	N	N
Jan 5 10	DAL	1	1	2	1	0	3	33.3	0	0	0	0	0	0	1	0	N	N	N
Jan 8 10	TBL	1	1	2	0	0	4	25.0	0	0	0	0	0	0	0	0	N	N	N
Jan 9 10	MTL	1	1	2	2	2	5	20.0	1	0	0	0	0	0	0	0	N	N	Y
Jan 12 10	NYR	0	0	0	0	0	2	0.0	0	0	0	0	0	0	0	0	N	N	N
Jan 14 10	PHX	1	0	1	1	2	3	33.3	1	0	0	0	0	0	0	0	N	N	N
Jan 16 10	COL	0	0	0	-3	0	6	0.0	0	0	0	0	0	0	0	0	N	N	N
Jan 18 10	NYI	0	0	0	-1	0	1	0.0	0	0	0	0	0	0	0	0	N	N	N
Jan 20 10	FLA	1	0	1	2	0	2	50.0	0	0	0	0	0	0	0	0	Y	N	Y
Jan 22 10	MTL	0	0	0	1	0	5	0.0	0	0	0	0	0	0	0	0	N	N	N
Jan 23 10	NYI	0	3	3	2	2	3	0.0	1	0	0	0	0	0	0	0	N	N	N
Jan 26 10	OTT	0	0	0	0	0	2	0.0	0	0	0	0	0	0	0	0	N	N	N
Jan 27 10	BUF	0	0	0	1	0	2	0.0	0	0	0	0	0	0	0	0	N	N	N
Jan 29 10	TOR	1	3	4	2	0	3	33.3	0	0	0	0	0	0	1	0	Y	N	N
Jan 31 10	LAK	1	0	1	1	0	3	33.3	0	0	0	0	0	0	0	0	N	N	N
Feb 2 10	TOR	0	0	0	-1	0	4	0.0	0	0	0	0	0	0	0	0	N	N	N
Feb 5 10	TOR	1	0	1	0	0	1	100.0	0	0	0	0	0	0	1	0	N	N	N
Feb 6 10	NYR	0	0	0	0	0	2	0.0	0	0	0	0	0	0	0	0	N	N	N
Feb 8 10	PHI	0	1	1	0	0	0	-	0	0	0	0	0	0	0	0	N	N	N
Feb 10 10	PHI	1	0	1	0	0	1	100.0	0	0	0	0	0	0	0	0	N	N	Y
Feb 12 10	NSH	1	1	2	0	0	1	100.0	0	0	0	0	0	0	0	0	N	N	Y
Feb 13 10	CAR	0	1	1	-1	0	1	0.0	0	0	0	0	0	0	0	0	N	N	N
Mar 2 10	SJS	1	1	2	0	0	3	33.3	0	0	0	0	0	0	0	0	Y	N	N
Mar 5 10	CGY	0	2	2	-2	0	3	0.0	0	0	0	0	0	0	0	0	N	N	N
Mar 7 10	EDM	0	0	0	0	0	3	0.0	0	0	0	0	0	0	0	0	N	N	N
Mar 10 10	NYR	1	1	2	0	2	2	50.0	1	0	0	0	0	0	0	0	N	N	N
Mar 12 10	PIT	0	1	1	1	0	1	0.0	0	0	0	0	0	0	0	0	N	N	N
Mar 13 10	NYI	0	0	0	-2	0	2	0.0	0	0	0	0	0	0	0	0	N	N	N
Mar 15 10	BOS	0	0	0	-1	0	3	0.0	0	0	0	0	0	0	0	0	N	N	N
Mar 17 10	PIT	0	1	1	0	0	3	0.0	0	0	0	0	0	0	0	0	N	N	N
Mar 18 10	TOR	0	0	0	-1	0	0	-	0	0	0	0	0	0	0	0	N	N	N
Mar 20 10	STL	0	0	0	0	0	4	0.0	0	0	0	0	0	0	0	0	N	N	N
Mar 23 10	CBJ	2	0	2	1	0	4	50.0	0	0	0	0	0	0	0	0	Y	N	N
Mar 25 10	NYR	0	0	0	1	0	6	0.0	0	0	0	0	0	0	0	0	N	N	N
Mar 27 10	MTL	0	1	1	1	0	3	0.0	0	0	0	0	0	0	0	0	N	N	N
Mar 28 10	PHI	0	0	0	-1	0	3	0.0	0	0	0	0	0	0	0	0	N	N	N
Mar 30 10	BOS	0	0	0	0	0	1	0.0	0	0	0	0	0	0	0	0	N	N	N
Apr 2 10	CHI	0	0	0	0	0	3	0.0	0	0	0	0	0	0	0	0	N	N	N
Apr 3 10	CAR	0	0	0	1	0	4	0.0	0	0	0	0	0	0	0	0	N	N	N
Apr 6 10	ATL	1	0	1	2	0	2	50.0	0	0	0	0	0	0	0	0	N	N	N
Apr 8 10	FLA	0	0	0	-1	2	3	0.0	1	0	0	0	0	0	0	0	N	N	N
Apr 10 10	NYI	0	3	3	3	0	2	0.0	0	0	0	0	0	0	0	0	N	N	N
Apr 11 10	BUF	1	0	1	1	0	5	20.0	0	0	0	0	0	0	0	0	N	N	N
82GP		25	42	67	22	24	210	11.9	12	0	0	0	0	0	6	0	4	0	6



NEW JERSEY DEVILS

VLADIMIR ZHARKOV

RIGHT WING #18



Born, Elektrostal, Rus., January 10, 1988;

Shoots left. 6'1", 200 lbs.;

New Jersey's 4th choice, 77th overall, in 2006 Entry Draft.

BIO: Played in 40 National Hockey League games and 23 American Hockey League games during second season in North America...Made NHL debut Nov. 28 vs. NY Islanders; recalled from Lowell that morning...Saw action in season/career-high 13 straight NHL contests Nov. 28-Dec. 26...Tallied assists/points in three straight matches Dec. 4-7 (3a), including first career NHL point with assist Dec. 4 vs. Tampa Bay...Also had points in back-to-back games Dec. 12-16 (2a)...Missed game Jan. 20 vs. Fla., as well as last five regular-season matches due to injury...During one-day AHL assignment, posted assist in Lowell's Jan. 6 contest vs. Harford at Prudential Center...Led AHL Devils with 6g-14a-20pts at time of first recall...AHL totals show eight multiple-point games, including two goals Oct. 24 at Hartford...Recorded two AHL three-game point-scoring streaks, most recently Nov. 11-14 (1g-5a-6pts)...Wearing no. 18 after wearing no. 28 earlier and no. 48 in training camp...Led AHL Devils with plus-23 mark last season; was fourth with 11g-23a-34pts.

YEAR	TEAM	LEAGUE	REGULAR SEASON												PLAYOFFS				
			GP	G	A	PTS	+/-	PIM	PP	SH	GW	GT	S	GP	G	A	PTS	PIM	
2004-05	CSKA Moscow-2	Rus.-3	-	-	-	-	-	-	-	-	-	-	-	-	-	-	-	-	
2005-06	CSKA Moscow-2	Rus.-3	48	17	22	39	-	86	-	-	-	-	-	-	-	-	-	-	
	CSKA Moscow	Rus.	4	0	1	1	-	4	-	-	-	-	-	1	0	0	0	0	
2006-07	CSKA Moscow	Rus.	47	4	1	5	-	18	-	-	-	-	-	12	0	1	1	2	
2007-08	CSKA Moscow-2	Rus.-3	4	3	4	7	-	4	-	-	-	-	-	12	8	7	15	8	
	CSKA Moscow	Rus.	30	5	2	7	-	6	-	-	-	-	-	-	-	-	-	-	
2008-09	Lowell	AHL	69	11	23	34	-	26	-	-	-	-	-	-	-	-	-	-	
2009-10	Lowell	AHL	23	6	15	21	-	6	-	-	-	-	-	-	-	-	-	-	
	DEVILS	NHL	40	0	10	10	2	8	0	0	0	-	54	-	-	-	-	-	
	DEVILS TOTALS		40	0	10	10	2	8	0	0	0	-	54	-	-	-	-	-	
	NHL TOTALS		40	0	10	10	2	8	0	0	0	-	54	-	-	-	-	-	

GAME-BY-GAME


Season in Review : 65



NEW JERSEY DEVILS

DAINIUS ZUBRUS

CENTER #8



Born, Elektrenai, Lit., June 16, 1978;

Shoots left. 6'5", 225 lbs.;

Philadelphia's 1st choice, 15th overall, in 1996 Entry Draft.

BIO: Playing time was limited to 51 games after seeing action in all 82 games during each of his previous two seasons with New Jersey...Appeared in his 900th career NHL game Apr. 3 at Carolina; reached/surpassed 100-point mark with New Jersey that evening...Tied for second on team with four game-winning goals (Z. Parise, 5)...Totaled points in season-high four straight games Apr. 3-10 (2g-4a-6pts); posted points in back-to-back games six times, most recently Mar. 25-27 (1g-1a-2pts)...Recorded five multiple-point games, including season-high 1g-2a-3pts Jan. 29 vs. Toronto...Totals include 1g-1a Apr. 3, as well as three two-assist outings, most recently Apr. 6 at Atlanta...Missed 30 contests Nov. 21-Jan. 23 with leg injury, as well as Apr. 2 contest vs. Chicago (ill); appeared in career-high 203 consecutive games from Mar. 2, 2007-Nov. 19, 2009...Posted 5g-4a-9pts in 19 post-season games in rookie season as Philadelphia advanced to 1997 Stanley Cup Finals.

YEAR	TEAM	LEAGUE	REGULAR SEASON											PLAYOFFS				
			GP	G	A	PTS	+/-	PIM	PP	SH	GW	GT	S	GP	G	A	PTS	PIM
1995-96	Pembroke	CJHL	28	19	13	32	-	73	-	-	-	-	-	-	-	-	-	-
	Caledon	MTJHL	7	3	7	10	-	2	-	-	-	-	-	17	11	12	23	4
1996-97	Philadelphia	NHL	68	8	13	21	3	22	1	0	2	0	71	19	5	4	9	12
1997-98	Philadelphia	NHL	69	8	25	33	29	42	1	0	5	0	101	5	0	1	1	2
1998-99	Philadelphia	NHL	63	3	5	8	5-	25	0	1	0	0	49	-	-	-	-	-
	Montreal	NHL	17	3	5	8	3-	4	0	0	1	0	31	-	-	-	-	-
1999-00	Montreal	NHL	73	14	28	42	1-	54	3	0	1	0	139	-	-	-	-	-
2000-01	Montreal	NHL	49	12	12	24	7-	30	3	0	0	0	70	-	-	-	-	-
	Washington	NHL	12	1	1	2	4-	7	1	0	0	0	13	6	0	0	0	2
2001-02	Washington	NHL	71	17	26	43	5	38	4	0	3	0	138	-	-	-	-	-
2002-03	Washington	NHL	63	13	22	35	15	43	2	0	0	0	104	6	2	2	4	4
2003-04	Washington	NHL	54	12	15	27	16-	38	6	1	2	1	115	-	-	-	-	-
2004-05	Lada Togliatti	Rus.	42	8	11	19	-	85	-	-	-	-	-	10	3	1	4	22
	Russia	W Cup	4	2	1	3	-	4	-	-	-	-	-	-	-	-	-	-
	Lithuania	WC-B	4	3	1	4	-	2	-	-	-	-	-	-	-	-	-	-
2005-06	Washington	NHL	71	23	34	57	3	84	13	0	5	-	181	-	-	-	-	-
2006-07	Washington	NHL	60	20	32	52	16-	50	9	0	4	-	127	-	-	-	-	-
	Buffalo	NHL	19	4	4	8	3-	12	1	0	0	-	31	15	0	8	8	8
2007-08	DEVILS	NHL	82	13	25	38	2	38	4	0	2	-	128	5	0	1	1	8
2008-09	DEVILS	NHL	82	15	25	40	6	69	1	0	3	-	130	7	0	1	1	10
2009-10	DEVILS	NHL	51	10	17	27	4	28	1	0	4	-	86	-	-	-	-	-
DEVILS TOTALS			215	38	67	105	12	135	6	0	9	-	344	12	0	2	2	18
NHL TOTALS			904	176	289	465	12	584	50	2	32	1	1514	63	7	17	24	46

Traded to Montreal by Philadelphia with Philadelphia's second-round choice (Matt Carkner) in 1999 Entry Draft and NY Islanders' sixth-round choice (Scott Selig) in 2000 Entry Draft for Mark Recchi, March 10, 1999. Traded to Washington by Montreal with Trevor Linden and DEVILS' second-round choice (later traded to Tampa Bay-Andreas Holmqvist) in 2001 Entry Draft for Richard Zednik, Jan Bulis and Washington's first-round choice (Alexander Perezhogin) in 2001 Entry Draft, March 13, 2001. Traded to Buffalo by Washington with Timo Helbling for Jiri Novotny and Buffalo's first-round choice (later traded to San Jose-Nicholas Petrecki) in 2007 Entry Draft, February 27, 2007. Signed as a free agent by DEVILS, July 3, 2007.

2009-10 SEASON IN REVIEW

GAME-BY-GAME

Date	Opp	G	A	P	+/-	PIM	S	S %	Mn	Mj	Ms	GMs	MP	PS	PP	SH	GW	GD	FG
Oct 3 09	PHI	0	2	2	0	0	0	-	0	0	0	0	0	0	0	0	N	N	N
Oct 5 09	NYR	0	0	0	0	0	2	0.0	0	0	0	0	0	0	0	0	N	N	N
Oct 8 09	TBL	0	0	0	0	2	1	0.0	1	0	0	0	0	0	0	0	N	N	N
Oct 10 09	FLA	0	0	0	0	0	3	0.0	0	0	0	0	0	0	0	0	N	N	N
Oct 12 09	WSH	0	1	1	1	0	1	0.0	0	0	0	0	0	0	0	0	N	N	N
Oct 16 09	ATL	0	0	0	-2	0	2	0.0	0	0	0	0	0	0	0	0	N	N	N
Oct 17 09	CAR	0	0	0	0	0	1	0.0	0	0	0	0	0	0	0	0	N	N	N
Oct 22 09	NYR	1	0	1	0	0	3	33.3	0	0	0	0	0	0	0	0	Y	N	N
Oct 24 09	PIT	0	1	1	0	0	0	-	0	0	0	0	0	0	0	0	N	N	N
Oct 28 09	BUF	0	0	0	-1	0	2	0.0	0	0	0	0	0	0	0	0	N	N	N
Oct 29 09	BOS	1	0	1	1	0	1	100.0	0	0	0	0	0	0	0	0	Y	N	N
Oct 31 09	TBL	0	0	0	0	0	3	0.0	0	0	0	0	0	0	0	0	N	N	N
Nov 4 09	WSH	0	0	0	-1	0	2	0.0	0	0	0	0	0	0	0	0	N	N	N
Nov 6 09	NYI	0	0	0	0	2	2	0.0	1	0	0	0	0	0	0	0	N	N	N
Nov 7 09	OTT	0	0	0	0	2	0	-	1	0	0	0	0	0	0	0	N	N	N
Nov 11 09	ANA	0	0	0	0	2	3	0.0	1	0	0	0	0	0	0	0	N	N	N
Nov 12 09	PIT	0	0	0	0	0	1	0.0	0	0	0	0	0	0	0	0	N	N	N
Nov 14 09	WSH	0	1	1	1	0	0	-	0	0	0	0	0	0	0	0	N	N	N
Nov 16 09	PHI	0	0	0	0	2	4	0.0	1	0	0	0	0	0	0	0	N	N	N
Nov 19 09	NSH	0	0	0	0	0	2	0.0	0	0	0	0	0	0	0	0	N	N	N
Nov 21 09	DAL	INJURED/LEG																	
Nov 25 09	OTT	INJURED/LEG																	
Nov 27 09	BOS	INJURED/LEG																	
Nov 28 09	NYI	INJURED/LEG																	
Dec 2 09	VAN	INJURED/LEG																	
Dec 4 09	TBL	INJURED/LEG																	
Dec 5 09	DET	INJURED/LEG																	
Dec 7 09	BUF	INJURED/LEG																	
Dec 9 09	CAR	INJURED/LEG																	
Dec 11 09	FLA	INJURED/LEG																	
Dec 12 09	PHI	INJURED/LEG																	
Dec 16 09	MTL	INJURED/LEG																	
Dec 18 09	OTT	INJURED/LEG																	
Dec 19 09	ATL	INJURED/LEG																	
Dec 21 09	PIT	INJURED/LEG																	
Dec 26 09	WSH	INJURED/LEG																	
Dec 28 09	ATL	INJURED/LEG																	
Dec 30 09	PIT	INJURED/LEG																	
Dec 31 09	CHI	INJURED/LEG																	
Jan 2 10	MIN	INJURED/LEG																	
Jan 5 10	DAL	INJURED/LEG																	
Jan 8 10	TBL	INJURED/LEG																	
Jan 9 10	MTL	INJURED/LEG																	
Jan 12 10	NYR	INJURED/LEG																	
Jan 14 10	PHX	INJURED/LEG																	
Jan 16 10	COL	INJURED/LEG																	
Jan 18 10	NYI	INJURED/LEG																	
Jan 20 10	FLA	INJURED/LEG																	
Jan 22 10	MTL	INJURED/LEG																	
Jan 23 10	NYI	INJURED/LEG																	
Jan 26 10	OTT	0	0	0	-1	0	0	-	0	0	0	0	0	0	0	0	N	N	N
Jan 27 10	BUF	0	0	0	-1	0	0	-	0	0	0	0	0	0	0	0	N	N	N
Jan 29 10	TOR	1	2	3	2	0	3	33.3	0	0	0	0	0	0	0	0	N	N	N
Jan 31 10	LAK	0	1	1	2	0	4	0.0	0	0	0	0	0	0	0	0	N	N	N
Feb 2 10	TOR	0	0	0	-1	0	5	0.0	0	0	0	0	0	0	0	0	N	N	N
Feb 5 10	TOR	1	0	1	0	0	2	50.0	0	0	0	0	0	0	0	0	N	N	Y
Feb 6 10	NYR	1	0	1	0	2	2	50.0	1	0	0	0	0	0	0	0	N	N	N
Feb 8 10	PHI	0	0	0	0	0	0	-	0	0	0	0	0	0	0	0	N	N	N
Feb 10 10	PHI	0	0	0	-1	0	0	-	0	0	0	0	0	0	0	0	N	N	N
Feb 12 10	NSH	0	0	0	1	4	2	0.0	2	0	0	0	0	0	0	0	N	N	N
Feb 13 10	CAR	0	0	0	0	2	2	0.0	1	0	0	0	0	0	0	0	N	N	N
Mar 2 10	SJS	1	0	1	0	0	1	100.0	0	0	0	0	0	0	0	0	N	N	Y
Mar 5 10	CGY	0	1	1	1	0	0	-	0	0	0	0	0	0	0	0	N	N	N
Mar 7 10	EDM	0	0	0	0	2	0	-	1	0	0	0	0	0	0	0	N	N	N
Mar 10 10	NYR	0	2	2	-1	2	2	0.0	1	0	0	0	0	0	0	0	N	N	N
Mar 12 10	PIT	0	1	1	1	2	1	0.0	1	0	0	0	0	0	0	0	N	N	N
Mar 13 10	NYI	0	0	0	-1	0	4	0.0	0	0	0	0	0	0	0	0	N	N	N
Mar 15 10	BOS	0	0	0	-1	0	2	0.0	0	0	0	0	0	0	0	0	N	N	N
Mar 17 10	PIT	1	0	1	0	0	2	50.0	0	0	0	0	0	0	0	0	N	N	N
Mar 18 10	TOR	0	0	0	0	0	2	0.0	0	0	0	0	0	0	0	0	N	N	N
Mar 20 10	STL	0	0	0	0	0	0	-	0	0	0	0	0	0	0	0	N	N	N
Mar 23 10	CBJ	0	0	0	-1	0	2	0.0	0	0	0	0	0	0	0	0	N	N	N
Mar 25 10	NYR	0	1	1	0	0	0	-	0	0	0	0	0	0	0	0	N	N	N
Mar 27 10	MTL	1	0	1	1	2	1	100.0	1	0	0	0	0	0	0	0	Y	N	N
Mar 28 10	PHI	0	0	0	-2	0	0	-	0	0	0	0	0	0	0	0	N	N	N
Mar 30 10	BOS	0	0	0	0	0	1	0.0	0	0	0	0	0	0	0	0	N	N	N
Apr 2 10	CHI	INJURED/ILL																	
Apr 3 10	CAR	1	1	2	1	0	5	20.0	0	0	0	0	0	0	1	0	Y	N	Y
Apr 6 10	ATL	0	2	2	3	0	1	0.0	0	0	0	0	0	0	0	0	N	N	N
Apr 8 10	FLA	0	1	1	0	0	5	0.0	0	0	0	0	0	0	0	0	N	N	N
Apr 10 10	NYI	1	0	1	3	2	2	50.0	1	0	0	0	0	0	0	0	N	N	Y
Apr 11 10	BUF	0	0	0	0	0	2	0.0	0	0	0	0	0	0	0	0	N	N	N
	51GP	10	17	27	4	28	86	11.6	14	0	0	0	0	0	1	0	4	0	4



NEW JERSEY DEVILS

2009-10 New Jersey Devils

CAREER STATISTICS

Matthew Corrente

Defenseman

Born, Mississauga, Ont., March 17, 1988; Shoots right. 6'0", 200 lbs.; New Jersey's 1st choice, 30th overall, in 2006 Entry Draft.

YEAR	TEAM	LEAGUE	GP	G	A	PTS	REGULAR SEASON							PLAYOFFS				
							+/-	PIM	PP	SH	GW	GT	S	GP	G	A	PTS	PIM
2003-04	Vaughan	OPJHL	39	3	7	10	-	87	-	-	-	-	-	-	-	-	-	-
2004-05	Saginaw	OHL	62	6	9	15	-	89	-	-	-	-	-	-	-	-	-	-
2005-06	Saginaw	OHL	61	6	24	30	-	172	-	-	-	-	-	4	1	1	2	8
2006-07	Saginaw	OHL	29	2	13	15	-	67	-	-	-	-	-	-	-	-	-	-
	Mississauga	OHL	14	1	10	11	-	27	-	-	-	-	-	5	0	1	1	8
2007-08	Niagara	OHL	21	2	13	15	-	64	-	-	-	-	-	10	0	5	5	33
2008-09	Lowell	AHL	67	6	12	18	-	161	-	-	-	-	-	-	-	-	-	-
2009-10	Lowell	AHL	43	5	15	20	-	74	-	-	-	-	-	-	-	-	-	-
	DEVILS	NHL	12	0	0	0	0	24	0	0	0	-	6	-	-	-	-	-
	DEVILS TOTALS		12	0	0	0	0	24	0	0	0	-	6	-	-	-	-	-
	NHL TOTALS		12	0	0	0	0	24	0	0	0	-	6	-	-	-	-	-

Patrick Davis

Right Wing

Born, Sterling, MI, December 28, 1986; Shoots right. 6'2", 195 lbs.; New Jersey's 4th choice, 99th overall, in 2005 Entry Draft.

YEAR	TEAM	LEAGUE	GP	G	A	PTS	REGULAR SEASON							PLAYOFFS				
							+/-	PIM	PP	SH	GW	GT	S	GP	G	A	PTS	PIM
2002-03	Detroit	MWEHL	-	-	-	-	-	-	-	-	-	-	-	-	-	-	-	-
	Sioux City	USHL	16	3	2	5	-	8	-	-	-	-	-	1	0	0	0	2
2003-04	Kitchener	OHL	27	8	10	18	-	21	-	-	-	-	-	-	-	-	-	-
2004-05	Kitchener	OHL	59	20	30	50	-	41	-	-	-	-	-	14	3	4	7	20
2005-06	Kitchener	OHL	22	13	4	17	-	30	-	-	-	-	-	-	-	-	-	-
	Windsor	OHL	38	22	29	51	-	64	-	-	-	-	-	7	2	6	8	12
	Albany	AHL	3	0	0	0	-	2	-	-	-	-	-	-	-	-	-	-
2006-07	Lowell	AHL	41	5	13	18	-	26	-	-	-	-	-	-	-	-	-	-
2007-08	Lowell	AHL	60	7	12	19	-	58	-	-	-	-	-	-	-	-	-	-
2008-09	Lowell	AHL	74	13	17	30	-	45	-	-	-	-	-	-	-	-	-	-
	DEVILS	NHL	1	0	0	0	0	0	0	0	0	-	0	-	-	-	-	-
2009-10	Lowell	AHL	73	15	20	35	-	39	-	-	-	-	-	-	-	-	-	-
	DEVILS	NHL	8	1	0	1	2-	0	0	0	0	-	8	-	-	-	-	-
	DEVILS TOTALS		9	1	0	1	2-	0	0	0	0	-	0	-	-	-	-	-
	NHL TOTALS		9	1	0	1	2-	0	0	0	0	-	0	-	-	-	-	-

Rob Davison

Defenseman

Born, St. Catharines, Ont., May 1, 1980; Shoots left. 6'3", 215 lbs.; San Jose's 4th choice, 98th overall, in 1998 Entry Draft.

YEAR	TEAM	LEAGUE	GP	G	A	PTS	REGULAR SEASON							PLAYOFFS				
							+/-	PIM	PP	SH	GW	GT	S	GP	G	A	PTS	PIM
1996-97	St. Michael's	OPJHL	45	2	6	8	-	93	-	-	-	-	-	6	0	0	0	9
1997-98	North Bay	OHL	59	0	11	11	-	200	-	-	-	-	-	-	-	-	-	-
1998-99	North Bay	OHL	59	2	17	19	-	150	-	-	-	-	-	4	0	1	1	12
1999-00	North Bay	OHL	67	4	6	10	-	194	-	-	-	-	-	6	0	1	1	8
2000-01	Kentucky	AHL	72	0	4	4	-	230	-	-	-	-	-	3	0	0	0	0
2001-02	Cleveland	AHL	70	1	3	4	-	206	-	-	-	-	-	-	-	-	-	-
2002-03	San Jose	NHL	15	1	2	3	4	22	0	0	0	0	15	-	-	-	-	-
	Cleveland	AHL	42	1	3	4	-	82	-	-	-	-	-	-	-	-	-	-
2003-04	San Jose	NHL	55	0	3	3	3-	92	0	0	0	0	33	5	0	2	2	4
2004-05	Cardiff	BISL	24	2	3	5	-	114	-	-	-	-	-	8	0	1	1	12
2005-06	San Jose	NHL	69	1	5	6	6	76	0	0	0	-	36	1	0	0	0	0
2006-07	San Jose	NHL	22	0	2	2	2-	27	0	0	0	-	14	-	-	-	-	-
2007-08	San Jose	NHL	15	0	0	0	3-	21	0	0	0	-	10	-	-	-	-	-
	NY Islanders	NHL	19	1	1	2	3-	32	0	1	0	-	22	-	-	-	-	-
2008-09	Vancouver	NHL	23	0	2	2	4-	51	0	0	0	-	15	-	-	-	-	-
2009-10	Lowell	AHL	70	4	13	17	-	182	-	-	-	-	-	-	-	-	-	-
	DEVILS	NHL	1	0	0	0	0	0	0	0	0	-	0	-	-	-	-	-
	DEVILS TOTALS		1	0	0	0	0	0	0	0	0	-	0	-	-	-	-	-
	NHL TOTALS		219	3	15	18	5-	321	0	1	0	0	145	6	0	2	2	4

Traded to NY Islanders by San Jose for NY Islanders' seventh choice (Jason Demers) in 2008 Entry Draft, February 26, 2008. Signed as a free agent by Vancouver, July 10, 2008. Signed as a free agent by DEVILS, July 30, 2009.

2009-10 SEASON IN REVIEW

2009-10 NEW JERSEY DEVILS CAREER STATISTICS

Tyler Eckford

Defenseman

Born, Vancouver, B.C., September 8, 1985; Shoots left. 6'1", 200 lbs.; New Jersey's 5th choice, 217th overall, in 2004 Entry Draft.

YEAR	TEAM	LEAGUE	GP	G	A	PTS	REGULAR SEASON							PLAYOFFS				
							+/-	PIM	PP	SH	GW	GT	S	GP	G	A	PTS	PIM
2002-03	North Delta	PIJHL	-	-	-	-	-	-	-	-	-	-	-	-	-	-	-	-
2003-04	South Surrey	BCJHL	58	7	30	37	-	101	-	-	-	-	-	13	2	8	10	34
2004-05	South Surrey	BCJHL	60	22	43	65	-	93	-	-	-	-	-	25	4	15	19	46
2005-06	Alaska-Fairbanks	CCHA	38	3	15	18	-	43	-	-	-	-	-	-	-	-	-	-
2006-07	Alaska-Fairbanks	CCHA	39	5	17	22	-	54	-	-	-	-	-	-	-	-	-	-
2007-08	Alaska-Fairbanks	CCHA	35	8	23	31	-	55	-	-	-	-	-	-	-	-	-	-
2008-09	Lowell	AHL	72	2	25	27	-	59	-	-	-	-	-	-	-	-	-	-
2009-10	Lowell	AHL	61	8	23	31	-	26	-	-	-	-	-	-	-	-	-	-
	DEVILS	NHL	3	0	1	1	0	4	0	0	0	-	1	-	-	-	-	-
	DEVILS TOTALS		3	0	1	1	0	4	0	0	0	-	1	-	-	-	-	-
	NHL TOTALS		3	0	1	1	0	4	0	0	0	-	1	-	-	-	-	-

CCHA All-Rookie Team (2006) • CCHA First All-Star Team (2008) • NCAA West First All-American Team (2008) • Played in AHL All-Star Game (2010)

Matt Halischuk

Right Wing

Born, Toronto, Ont., June 1, 1988; Shoots right. 5'11", 185 lbs.; New Jersey's 4th choice, 117th overall, in 2007 Entry Draft.

YEAR	TEAM	LEAGUE	GP	G	A	PTS	REGULAR SEASON							PLAYOFFS				
							+/-	PIM	PP	SH	GW	GT	S	GP	G	A	PTS	PIM
2003-04	Toronto Jr.	GTHL	53	37	48	85	-	27	-	-	-	-	-	-	-	-	-	-
2004-05	St. Michael's	OPJHL	17	5	11	16	-	8	-	-	-	-	-	32	10	15	25	4
	Toronto	OHL	30	3	3	6	-	4	-	-	-	-	-	-	-	-	-	-
2005-06	Toronto	OHL	61	13	18	31	-	16	-	-	-	-	-	4	1	1	2	0
2006-07	Kitchener	OHL	67	33	33	66	-	20	-	-	-	-	-	9	4	1	5	10
2007-08	Kitchener	OHL	40	13	46	59	-	16	-	-	-	-	-	20	16	16	32	0
	Canada	WJC-A	7	2	3	5	-	2	-	-	-	-	-	-	-	-	-	-
2008-09	Lowell	AHL	47	14	15	29	-	10	-	-	-	-	-	-	-	-	-	-
	DEVILS	NHL	1	0	1	1	1-	0	0	0	0	-	22	-	-	-	-	-
2009-10	DEVILS	NHL	20	1	1	2	4-	2	0	0	0	-	22	-	-	-	-	-
	Lowell	AHL	32	11	11	22	-	2	-	-	-	-	-	-	-	-	-	-
	DEVILS TOTALS		21	1	2	3	5-	0	0	0	0	-	22	-	-	-	-	-
	NHL TOTALS		21	1	2	3	5-	0	0	0	0	-	22	-	-	-	-	-

OHL First All-Star Team (2008) • Won George Parsons Trophy (Most Sportsmanlike at Memorial Cup Tournament) (2008)

Nick Palmieri

Right Wing

Born, Utica, NY, July 12, 1989; Shoots right. 6'3", 220 lbs.; New Jersey's 2nd choice, 79th overall, in 2007 Entry Draft.

YEAR	TEAM	LEAGUE	GP	G	A	PTS	REGULAR SEASON							PLAYOFFS				
							+/-	PIM	PP	SH	GW	GT	S	GP	G	A	PTS	PIM
2004-05	Northwood Prep	NY	-	-	-	-	-	-	-	-	-	-	-	-	-	-	-	-
2005-06	Erie	OHL	68	13	10	23	-	79	-	-	-	-	-	-	-	-	-	-
2006-07	Erie	OHL	56	24	21	45	-	99	-	-	-	-	-	-	-	-	-	-
2007-08	Erie	OHL	50	28	18	46	-	122	-	-	-	-	-	-	-	-	-	-
	Lowell	AHL	9	1	0	1	-	4	-	-	-	-	-	-	-	-	-	-
2008-09	Erie	OHL	18	7	5	12	-	41	-	-	-	-	-	-	-	-	-	-
	Belleville	OHL	43	20	9	29	-	75	-	-	-	-	-	17	14	3	17	27
2009-10	Lowell	AHL	69	21	15	36	-	36	-	-	-	-	-	-	-	-	-	-
	DEVILS	NHL	6	0	1	1	0	0	0	0	0	-	10	-	-	-	-	-
	DEVILS TOTALS		6	0	1	1	0	0	0	0	0	-	10	-	-	-	-	-
	NHL TOTALS		6	0	1	1	0	0	0	0	0	-	10	-	-	-	-	-



NEW JERSEY DEVILS

2009-10 New Jersey Devils

CAREER STATISTICS

Ilkka Pikkarainen

Right Wing

Born, Sonkajarvi, Fin., April 19, 1981; Shoots right. 6'2", 215 lbs.; New Jersey's 9th choice, 218th overall, in 2002 Entry Draft.

YEAR	TEAM	LEAGUE	GP	G	A	PTS	REGULAR SEASON							PLAYOFFS				
							+/-	PIM	PP	SH	GW	GT	S	GP	G	A	PTS	PIM
1998-99	HIFK Helsinki	Fin. Jr.	37	12	13	25	-	38	-	-	-	-	-	2	1	0	1	27
1999-00	HIFK Helsinki	Fin. Jr.	28	3	2	5	-	14	-	-	-	-	-	3	1	1	2	2
2000-01	HIFK Helsinki	Fin. Jr.	38	27	31	58	-	186	-	-	-	-	-	9	2	5	7	26
	HIFK Helsinki	Fin.	4	0	0	0	-	8	-	-	-	-	-	2	0	0	0	8
2001-02	HIFK Helsinki	Fin.	54	9	9	18	-	111	-	-	-	-	-	-	-	-	-	-
2002-03	HIFK Helsinki	Fin.	47	11	12	23	-	40	-	-	-	-	-	-	-	-	-	-
2003-04	Albany	AHL	63	8	10	18	-	118	-	-	-	-	-	-	-	-	-	-
2004-05	Albany	AHL	71	12	12	24	-	102	-	-	-	-	-	-	-	-	-	-
2005-06	Albany	AHL	62	9	11	20	-	85	-	-	-	-	-	-	-	-	-	-
2006-07	HIFK Helsinki	Fin.	63	17	20	37	-	140	-	-	-	-	-	5	0	1	1	2
2007-08	HIFK Helsinki	Fin.	37	8	10	18	-	100	-	-	-	-	-	7	1	2	3	6
2008-09	HIFK Helsinki	Fin.	54	24	13	37	-	149	-	-	-	-	-	2	0	0	0	0
2009-10	DEVILS	NHL	31	1	3	4	3-	10	0	0	0	-	26	-	-	-	-	-
	Lowell	AHL	1	0	0	0	-	0	-	-	-	-	-	-	-	-	-	-
	CSKA Moscow	KHL	6	0	2	2	-	0	-	-	-	-	-	-	-	-	-	-
	DEVILS TOTALS		31	1	3	4	3-	10	0	0	0	-	26	-	-	-	-	-
	NHL TOTALS		31	1	3	4	3-	10	0	0	0	-	26	-	-	-	-	-

Tim Sestito

Center

Born, Rome, NY, August 28, 1984; Shoots left. 6'0", 200 lbs.

YEAR	TEAM	LEAGUE	GP	G	A	PTS	REGULAR SEASON							PLAYOFFS				
							+/-	PIM	PP	SH	GW	GT	S	GP	G	A	PTS	PIM
2001-02	Plymouth	OHL	51	10	11	21	-	40	-	-	-	-	-	6	0	0	0	0
2002-03	Plymouth	OHL	61	11	7	18	-	49	-	-	-	-	-	18	2	3	5	4
2003-04	Plymouth	OHL	57	10	20	30	-	68	-	-	-	-	-	9	4	1	5	14
2004-05	Plymouth	OHL	67	14	18	32	-	93	-	-	-	-	-	4	0	0	0	14
	Bridgeport	AHL	9	2	1	3	-	12	-	-	-	-	-	-	-	-	-	-
2005-06	Greenville	ECHL	72	21	23	44	-	127	-	-	-	-	-	6	2	2	4	24
2006-07	Wilkes-Barre	AHL	4	0	0	0	-	6	-	-	-	-	-	-	-	-	-	-
	Stockton	ECHL	66	13	13	26	-	132	-	-	-	-	-	6	2	1	3	6
2007-08	Springfield	AHL	77	7	10	17	-	175	-	-	-	-	-	-	-	-	-	-
2008-09	Springfield	AHL	51	5	3	8	-	77	-	-	-	-	-	-	-	-	-	-
	Edmonton	NHL	1	0	0	0	0	0	0	0	0	-	1	-	-	-	-	-
2009-10	Lowell	AHL	66	18	17	35	-	38	-	-	-	-	-	-	-	-	-	-
	DEVILS	NHL	9	0	1	1	2-	2	0	0	0	-	7	-	-	-	-	-
	DEVILS TOTALS		9	0	1	1	2-	2	0	0	0	-	7	-	-	-	-	-
	NHL TOTALS		10	0	1	1	2-	2	0	0	0	-	8	-	-	-	-	-

Signed as a free agent by Edmonton, August 28, 2006. Traded to DEVILS by Edmonton for a conditional choice in 2010 Entry Draft, July 9, 2009.

2009-10 SEASON IN REVIEW

2009-10 NEW JERSEY DEVILS CAREER STATISTICS

Ben Walter

Center

Born, Beaconsfield, Que., May 11, 1984; Shoots left. 6'1", 190 lbs.; Boston's 5th choice, 160th overall, in 2004 Entry Draft.

YEAR	TEAM	LEAGUE	REGULAR SEASON											PLAYOFFS				
			GP	G	A	PTS	+/-	PIM	PP	SH	GW	GT	S	GP	G	A	PTS	PIM
2000-01	Langley	BCHL	50	8	22	30	-	19	-	-	-	-	-	-	-	-	-	-
2001-02	Langley	BCHL	50	29	47	76	-	29	-	-	-	-	-	-	-	-	-	-
2002-03	Mass.-Lowell	HE	35	5	12	17	-	12	-	-	-	-	-	-	-	-	-	-
2003-04	Mass.-Lowell	HE	36	18	16	34	-	18	-	-	-	-	-	-	-	-	-	-
2004-05	Mass.-Lowell	HE	36	*26	13	39	-	28	-	-	-	-	-	-	-	-	-	-
2005-06	Boston	NHL	6	0	0	0	2	4	0	0	0	-	6	-	-	-	-	-
	Providence	AHL	62	16	25	41	-	33	-	-	-	-	-	3	2	0	2	2
2006-07	Boston	NHL	4	0	0	0	0	0	0	0	0	-	0	-	-	-	-	-
	Providence	AHL	73	24	43	67	-	58	-	-	-	-	-	13	4	4	8	6
2007-08	NY Islanders	NHL	8	1	0	1	1-	0	1	0	0	-	6	-	-	-	-	-
	Bridgeport	AHL	68	20	46	66	-	31	-	-	-	-	-	-	-	-	-	-
2008-09	NY Islanders	NHL	4	0	0	0	2-	0	0	0	0	-	2	-	-	-	-	-
	Bridgeport	AHL	65	20	30	50	-	10	-	-	-	-	-	5	1	4	5	2
2009-10	Lowell	AHL	78	22	36	58	-	26	-	-	-	-	-	-	-	-	-	-
	DEVILS	NHL	2	0	0	0	0	2	0	0	0	-	0	-	-	-	-	-
	DEVILS TOTALS		2	0	0	0	0	2	0	0	0	-	0	-	-	-	-	-
	NHL TOTALS		24	1	0	1	1-	6	1	0	0	-	14	-	-	-	-	-

Hockey East Second All-Star Team (2005)

*Led League

Traded to NY Islanders by Boston with future considerations for Petteri Nokelainen, September 11, 2007. Traded to DEVILS by NY Islanders with future considerations for rights to Tony Romano, June 30, 2009.



NEW JERSEY DEVILS

2009-10 New Jersey Devils

NOTES

Devils .500-plus seasons

With a 5-2 win March 17 vs. Pittsburgh, the Devils were assured of their 18th consecutive .500-plus season. The club's current stretch of 18 is the longest in the league, and is the third-longest in NHL history: Montreal, 32, 1951-52 to 1982-93; and Boston, 29, 1967-68 to 1995-96. It is also the longest current streak among the four major sports.

40-Win Seasons

With a 3-1 victory March 12 vs. Pittsburgh, the Devils tied an NHL record with their 13th consecutive 40-win campaign ('96-97 to '09-10). Montreal held the league mark ('70-71 to '82-83), while Boston ('68-69 to '79-80) has the third-longest stretch at 12.

Winning Streaks

The Devils' season-high eight-game winning streak October 29-November 14 was the league's fifth-longest (tie w/Chi. & SJ), while their nine-game road winning stretch to open the season Oct. 8-Nov. 12 was tied for the longest (SJ, Dec. 21-Feb. 8) in 2009-10. New Jersey was victorious in 11 straight road games dating back to April 4, 2009.

Kovalchuk's Goals

Devils' left wing **Ilya Kovalchuk's** 31 goals scored at the time of the February 4 transaction were the most-ever by a player acquired by New Jersey. The top five include: **Peter Stastny** (24, Que., '89-90), **Joe Nieuwendyk** (23, Dal., '01-02), **Alexander Mogilny** (21, Van., 1999-00), and **Dave Andreychuk** (20, Tor., '95-96).

Brodeur Milestones

With a 3-0 win April 6 at Atlanta (19 saves), **Martin Brodeur** won his 600th career NHL game and extended his NHL record for career shutouts to 110. On December 21 at Pittsburgh, Brodeur stopped all 35 shots he faced for his third shutout of the season/104th career, surpassing Terry Sawchuk's NHL record. He previously tied the mark on December 7 at Buffalo (22 saves).

On December 18 vs. Ottawa, Brodeur surpassed Patrick Roy for most games played (1,029) among goaltenders in NHL history. In the October 3 season-opener vs. Philadelphia, he became just the second netminder in league history (Roy) to reach the 1,000 games-played mark. On November 27 at Boston, Brodeur became the league's all-time minutes-played leader, passing Roy (60,235). On November 7 at Ottawa, he started his 1,000th career NHL game.

On January 31 vs. Los Angeles, **Martin Brodeur** became just the second netminder in NHL history to play in 15-or-more games in consecutive months. Sawchuk is the only other goalie to accomplish the feat, in December/January 1954-55.

Parise's 30 goals

On March 5 at Calgary, left wing **Zach Parise** scored twice to reach the 30-goal mark in 2009-10. In doing so, he became the first player in team history to record four consecutive 30-goal seasons. Three players have recorded three straight for New Jersey: **Kirk Muller** ('87-88 to '89-90), **John MacLean** ('88-89 to '90-91) and **Claude Lemieux** ('90-91 to '92-93).

Zajac games-played streak

On March 20 vs. St. Louis, center **Travis Zajac** appeared in his 308th consecutive game, passing teammate **Jay Pandolfo** for the fourth longest stretch in club history. Zajac went on to play in the season's 11 remaining games to extend the streak to 319.

Ken Daneyko holds the New Jersey record (388, November 4, '89-March 29, '94), followed by **Sergei Brylin** (328, October 8, '03-April 6, '08), and **Kirk Muller** (321, April 5, '87-March 31, '91).

2010 Winter Olympics

Goaltender **Martin Brodeur** (Canada); center **Patrik Elias** (Czech Rep.), left wing **Ilya Kovalchuk** (Rus.), right wing **Jamie Langenbrunner** (USA), and left wing **Zach Parise** (USA) represented their respective countries at the 2010 Olympic Winter Games.

Langenbrunner served Team USA as its captain, while Parise was one of four alternate captains. Elias also served as captain for the Czech Republic, while Kovalchuk was an alternate for Russia.

Brodeur was 1-1, with a .867 save percentage, and 2.90 goals-against average in two games played. Kovalchuk (1g-2a-3pts) appeared in four games, Elias (2g-2a-4pts) saw action in five contests, while Parise (4g-4a-8pts) and Langenbrunner (1g-3a-4pts) played in six games.

The results were as follows: Canada (Gold), USA (Silver), and Finland (Bronze).

World Junior Championships

Team USA defeated Canada, 6-5, in overtime in the Gold Medal game and Sweden defeated Switzerland, 11-4, in the Bronze Medal game on January 5.

Devils' prospects who participated in the 2010 World Junior Championships included center **Adam Henrique**, Team Canada; and center **Jacob Josefson** and left wing **Mattias Tedenby**, Sweden.

Henrique (1g-0a-1pt) appeared in six games for Canada. Josefson (3g-3a-6pts) played in six games, while Tedenby (3g-3a-6pts) saw action in five games for Sweden.

This year's tournament took place in Regina and Saskatoon, Saskatchewan.

Greene sets team consecutive GWG/GWA mark

Defenseman **Andy Greene** recorded points in a career-high five straight games November 4-12 (2g-4a-6pts). His stretch included: GWG Nov. 12 at Pit., two assists Nov. 11 vs. Ana. (on GWG), PPG Nov. 7 at Ott. for first career GWG, 1a Nov. 6 vs. NYI (PP/GW) and 1a Nov. 4 vs. Wsh. (PP/GW). In doing so, he set a New Jersey mark by scoring or assisting on the GWG in five straight team games.

Niedermayer brothers

With center **Rob Niedermayer's** Devils' debut, he and older brother **Scott** became the fourth set of brothers to play for New Jersey, joining **Aaron/Neal Broten**, **Claude/Jocelyn Lemieux**, and **Patrik/Peter Sundstrom**. Their 961 combined regular-season games played rank first, followed by Broten (669), Lemieux (441) and Sundstrom (326).

Devils wear classic sweaters

In a 5-2 win vs. Pittsburgh March 17, the Devils wore their original red, white and green uniforms.

The jerseys were worn for 800 regular-season and 40 playoff contests from the team's inception in 1982 through the 1992 Stanley Cup Playoffs. Jersey's Team has worn red, black, and white since 1992-93, while both sweaters have featured a stylized "NJ" on the chest.

Over ten seasons, 138 players wore the red/green uniforms, led by **Aaron Broten's** 581 appearances.

2009-10 SEASON IN REVIEW

NEW JERSEY DEVILS 2009-10 MILESTONES

Martin Brodeur

1,000th GAME (NHL/NJ) 10/3 vs. Phi.
600th WIN (NHL/NJ) 4/6 @ Atl.

David Clarkson

200th GAME (NHL/NJ) 3/12 vs. Pit.

Matthew Corrente

1st GAME (NHL/NJ) 11/21 @ Dal.

Yann Danis

1st GAME (NJ) 10/29 @ Bos.
1st WIN (NJ) 10/29 @ Bos.

Patrick Davis

1st POINT (NHL/NJ) 1/29 vs. Tor. (g vs. V. Toskala)
1st GOAL (NHL/NJ) 1/29 vs. Tor. (vs. V. Toskala)

Rob Davison

1st GAME (NJ) 2/10 vs. Phi.

Tyler Eckford

1st GAME (NHL/NJ) 11/19 @ Nsh.
1st POINT (NHL/NJ) 11/21 @ Dal. (a)
1st ASSIST (NHL/NJ) 11/21 @ Dal.

Patrik Elias

300th GOAL (NHL/NJ) 12/12 vs. Phi. (vs. B. Boucher)

Mark Fraser

1st POINT (NHL/NJ) 10/24 @ Pit. (g vs. M.A. Fleury)
1st GOAL (NHL/NJ) 10/24 @ Pit. (vs. M.A. Fleury)
1st ASSIST (NHL/NJ) 10/31 @ TB

Andy Greene

200th GAME (NHL/NJ) 3/23 vs. CBJ

Matt Halischuk

1st GOAL (NHL/NJ) 11/14 vs. Wsh. (vs. J. Theodore)

Ilya Kovalchuk

600th GAME (NHL) 2/13 @ Car.
600th POINT (NHL) 1/1 @ Buf. (g vs. R. Miller)
300th GOAL (NHL) 10/8 @ StL. (vs. C. Mason)
300th ASSIST (NHL) 4/3 @ Car.
1st GAME (NJ) 2/5 vs. Tor.
1st POINT (NJ) 2/5 vs. Tor. (a)
1st GOAL (NJ) 2/12 vs. Nsh. (vs. P. Rinne)
1st ASSIST (NJ) 2/5 vs. Tor.

Jamie Langenbrunner

900th GAME (NHL) 11/11 vs. Ana.
500th GAME (NJ) 1/20 vs. Fla.
600th POINT (NHL) 3/10 vs. NYR (a)
200th ASSIST (NJ) 11/7 @ Ott.

Paul Martin

400th GAME (NHL/NJ) 4/11 vs. Buf.

Dean McAmmond

1st GAME (NJ) 11/19 @ Nsh.
1st POINT (NJ) 11/19 @ Nsh. (a)
1st GOAL (NJ) 12/11 vs. Fla. (vs. S. Clemmensen)
1st ASSIST (NJ) 11/19 @ Nsh.

Mike Mottau

200th GAME (NHL) 11/25 vs. Ott.
200th GAME (NJ) 1/16 @ Col.

Cory Murphy

1st GAME (NJ) 10/3 vs. Phi.
1st POINT (NJ) 11/6 vs. NYI (g vs. M. Biron)
1st GOAL (NJ) 11/6 vs. NYI (vs. M. Biron)
1st ASSIST (NJ) 11/14 vs. Wsh.

Rob Niedermayer

1st GAME (NJ) 10/3 vs. Phi.
1st POINT (NJ) 10/5 vs. NYR (g vs. H. Lundqvist)
1st GOAL (NJ) 10/5 vs. NYR (vs. H. Lundqvist)
1st ASSIST (NJ) 10/8 @ TB

Nick Palmieri

1st GAME (NHL/NJ) 1/20 vs. Fla.
1st POINT (NHL/NJ) 1/20 vs. Fla. (a)
1st ASSIST (NHL/NJ) 1/20 vs. Fla.

Jay Pandolfo

800th GAME (NHL/NJ) 1/23 @ NYI

Zach Parise

400th GAME (NHL/NJ) 3/28 @ Phi.
300th POINT (NHL/NJ) 1/14 @ Phx. (a)

Rod Pelley

100th GAME (NHL/NJ) 12/26 @ Wsh.

Andrew Peters

1st GAME (NJ) 10/3 vs. Phi.

Ilkka Pikkarainen

1st GAME (NHL/NJ) 10/5 vs. NYR
1st POINT (NHL/NJ) 11/6 vs. NYI (a)
1st GOAL (NHL/NJ) 12/16 vs. Mtl. (vs. C. Price)
1st ASSIST (NHL/NJ) 11/6 vs. NYI

Brian Rolston

1,100th GAME (NHL) 2/12 vs. Nsh.
700th POINT (NHL) 3/27 @ Mtl. (ENG)
100th GOAL (NJ) 11/6 vs. NYI (vs. M. Biron)

Anssi Salmela

1st GOAL (NJ) 2/8 @ Phi. (vs. M. Leighton)

Bryce Salvador

600th GAME (NHL) 3/23 vs. CBJ
100th GAME (NJ) 11/11 vs. Ana.

Tim Sestito

1st GAME (NJ) 11/7 @ Ott.
1st POINT (NHL/NJ) 11/14 vs. Wsh. (a)
1st ASSIST (NHL/NJ) 11/14 vs. Wsh.

Martin Skoula

1st GAME (NJ) 3/7 @ Edm.
1st POINT (NJ) 3/15 vs. Bos. (a)
1st ASSIST (NJ) 3/15 vs. Bos.

Ben Walter

1st GAME (NJ) 1/22 vs. Mtl.

Colin White

600th GAME (NHL/NJ) 10/17 vs. Car.

Travis Zajac

300th GAME (NHL/NJ) 2/5 vs. Tor.
200th POINT (NHL/NJ) 3/27 @ Mtl. (a)
100th ASSIST (NHL/NJ) 11/19 @ Nsh.

Vladimir Zharkov

1st GAME (NHL/NJ) 11/28 vs. NYI
1st POINT (NHL/NJ) 12/4 vs. TB (a)
1st ASSIST (NHL/NJ) 12/4 vs. TB

Dainius Zubrus

900th GAME (NHL) 4/3 @ Car.
200th GAME (NJ) 3/12 vs. Pit.
100th POINT (NJ) 4/3 @ Car. (g vs. C. Ward)



NEW JERSEY DEVILS

2009-10 New Jersey Devils

INJURIES/SPECIAL TEAMS/OVERTIME/BACK-TO-BACK

INJURIES

Total man-games lost to injury/illness: 259

Clarkson (36); Elias (23); Fraser (8); Letourneau-Leblond (19); Martin (59); McAmmond (7); Mottau (2); Niedermayer (11); Oduya (15); Pandolfo (17); Parise (1); Pelley (5); Peters (9); Pikkarainen (4); Rolston (1); Salmela (2); Salvador (3); Zharkov (6); Zubrus (31).

POWER PLAY/PENALTY KILLING

Power Play Goals Scored/Allowed Per Game

	0PPGs	1PPGs	2PPGs	3PPGs	4PPGs	5PPGs
PP:	44	27	9	2	0	0
PK:	48	27	7	0	0	0

OVERTIME:

	Home	Road	Overall
2009-10 :	1-2	1-0	2-2
LIFETIME:	48-33-87	44-39-119	92-73-205

SHOOTOUTS:

	Home	Road	Overall
2009-10:	1-2	5-3	6-5
LIFETIME:	20-12	19-11	39-23

FIVE-ON-THREE

	2-18	(15:08)
2:00	vs. Phi.	10/3
0:33	vs. Phi.	10/3
0:26	vs. NYR	10/5
0:08	vs. Atl.	10/16
1:43	vs. Car.	10/17
0:32	vs. Buf.	10/28
0:58	vs. Ana.	11/11
0:24	@ Phi.	11/16 (D. Clarkson)
1:00	vs. NYI	11/28 (P. Elias)
1:06	vs. Van.	12/2
1:01	vs. Mtl.	12/16
0:29	vs. Pit.	12/30
1:39	@ NYR	1/12
0:14	@ Phx.	1/14
0:15	@ NYR	2/6
0:25	vs. Phi.	2/10
1:26	vs. Nsh.	2/12
0:49	vs. NYI	3/13

THREE-ON-FIVE

	1-6	(4:46)
0:53	@ Wsh.	10/12
0:21	vs. NYI	11/6
1:21	vs. Ott.	12/18
1:00	@ Wsh.	12/26
0:28	@ Car.	2/13 (R. Whitney)
0:43	vs. CBJ	3/23

SETS OF BACK-TO-BACK GAMES

	1	2	3	4	5	6	7	8	9	10	11	12	13	14	15	16	17	18	19
1st Game	10/16	10/28	11/06	11/11	11/27	12/04	12/11	12/18	12/30	01/08	01/22	01/26	02/05	02/12	03/12	03/17	03/27	04/02	04/10
	vs.	vs.	vs.	vs.	@	vs.	vs.	vs.	vs.	vs.	vs.	@	vs.	vs.	vs.	vs.	@	vs.	vs.
	Atl.	Buf.	NYI	Ana.	Bos.	TB	Fla.	Ott.	Pit.	TB*	Mtl.	Ott.	Tor.	Nsh.	Pit.	Pit.	Mtl.	Chi.	NYI
	L2-4	L1-4	W2-1	W3-1	Ws2-1	W3-2	L2-4	W4-2	W2-0	L2-4	L1-3	L0-3	W4-3	W5-2	W3-1	W5-2	W4-2	Ls1-2	W7-1

	1	2	3	4	5	6	7	8	9	10	11	12	13	14	15	16	17	18	19
2nd Game	10/17	10/29	11/07	11/12	11/28	12/05	12/12	12/19	12/31	01/09	01/23	01/27	02/06	02/13	03/13	03/18	03/28	04/03	04/11
	vs.	@	@	@	vs.	vs.	vs.	@	@	@	@	@	@	@	@	@	@	@	vs.
	Car.	Bos.	Ott.	Pit.	NYI	Det.	Phi.	Atl.	Chi.	Mtl.	NYI	Buf.	NYR	Car.	NYI	Tor.	Phi.	Car.	Buf.
	W2-0	W2-1	W3-2	W4-1	W6-1	Ws4-3	W4-1	W5-4	L1-5	W0-2	W4-2	Ls1-2	L1-3	L2-5	L2-4	Ls1-2	L1-5	W4-0	W2-1

*Postponed, completed 01/10 RECORD IN FIRST GAMES: 12-6-1 RECORD IN SECOND GAMES: 12-5-2

MISCONDUCTS

General Misconducts: Dean McAmmond 12/21 @ Pit., Andrew Peters 2/6 @ NYR, Andrew Peters 3/7 @ Edm., Colin White 3/12 vs. Pit., Dean McAmmond 3/23 vs. CBJ

General-Game Misconducts: Andrew Peters 12/28 vs. Atl., Colin White 1/23 @ NYI, Patrik Elias 3/30 vs. Bos.

Instigator Misconducts: None

Aggressor Misconducts: None

Stick Related Misconducts: None

Boarding/Checking From Behind Misconducts: None

Match Penalties: None

Abuse of Officials Misconducts: None

Illegal Stick Penalties: None

2009-10 SEASON IN REVIEW

RECORDS ESTABLISHED/TIED

TEAM
GAME
<i>Most Shots Both Teams/Most Shots Both Teams On Road</i> 96* – 1/12/10 in 1-0 SO win @ NYR (NYR 51, NJ 45)
<i>Fewest PIM</i> 0** – 4/2/10 in 2-1 SO loss vs. Chi.
<i>Fewest PIM Both Teams</i> 0* – 4/2/10 in 2-1 SO loss vs. Chi. (NJ 0, Chi. 0)

PERIOD

Fewest Shots On Road
1^ – in 2nd period of 4-2 win at NYI

INDIVIDUAL
CAREER
<i>Most Points</i> 754+ – Patrik Elias
<i>Most Assists</i> 440+ – Patrik Elias
<i>Most Power Play Points</i> 242+ – Patrik Elias (84g-158a)
<i>Most Game-Winning Goals</i> 70+ – Patrik Elias

INDIVIDUAL
CAREER GOALTENDING
<i>Most Seasons</i> 16+ – Martin Brodeur
<i>Most Games Played</i> 107+ – Martin Brodeur
<i>Most Minutes Played</i> 63,521+ – Martin Brodeur
<i>Most Victories</i> 602+ – Martin Brodeur
<i>Most Defeats</i> 324+ – Martin Brodeur
<i>Best GAA (2 seasons/54 games)</i> 2.21+ – Martin Brodeur
<i>Most Shutouts</i> 110+ – Martin Brodeur

PERIOD

Most Points
4** – Ilya Kovalchuk (1g-3a), 3/23/10
vs. CBJ (2nd)

STREAKS

Most Consecutive Games Scoring Goals
6** – Zach Parise (7g) 11/7-19/10

* - Franchise Record

- Team Record

+ - Extends Own Record

** - Ties Franchise Record

^ - Ties Team Record



NEW JERSEY DEVILS

2009-10 PLAYER GAME-BY-GAME GRID

GAMES 1-41

DATE	OPP	RES.	2 FRASER	5 WHITE	6 GREENE	7 MARTIN	8 ZUBRUS	9 PARISE	10 PELLEY	11 McAMMOND	12 ROLSTON	14 DAVIS	14 SESTTO	15 LANGENBURNER	16 PALMIERI	16 HALISCHUK	17 KOVALCHUK	17 WALTER	17 PIKKARAINEN	18 ZHARKOV	18 MURPHY
1 10/3	PHILADELPHIA	L 2-5	INJ	0-0-0	DND	0-0-0	0-0-2	0-0-0	0-0-0	---	1-0-1	MIN	MIN	MIN	1-0-1	MIN	0-0-0	---	MIN	MIN	0-0-0
2 10/5	NY RANGERS	L 2-3	INJ	0-0-0	DND	0-0-0	0-0-0	0-1-1	0-0-0	---	0-0-0	MIN	MIN	MIN	0-0-0	MIN	DND	---	MIN	MIN	0-0-0
3 10/8	@ TAMPA BAY	W 5-3	INJ	0-0-0	0-1-1	0-1-1	0-0-0	1-1-2	0-0-0	---	0-0-0	MIN	MIN	MIN	0-0-0	MIN	0-0-0	---	MIN	0-0-0	DND
4 10/10	@ FLORIDA	W 3-2	INJ	0-0-0	0-1-1	0-1-1	0-0-0	0-1-1	0-0-0	---	0-2-2	MIN	MIN	MIN	0-0-0	MIN	0-0-0	---	MIN	DND	DND
5 10/12	@ WASHINGTON	W 5-3-2	INJ	0-1-1	0-0-0	0-0-0	0-1-1	0-0-0	0-0-0	---	1-0-1	MIN	MIN	MIN	0-0-0	MIN	DND	---	MIN	MIN	DND
6 10/16	ATLANTA	L 2-4	INJ	0-0-0	DND	0-0-0	0-0-0	1-0-1	0-0-0	---	0-0-0	MIN	MIN	MIN	0-2-2	MIN	DND	---	MIN	0-0-0	0-0-0
7 10/17	CAROLINA	W 2-0	INJ	0-0-0	0-0-0	0-0-0	0-0-0	1-1-2	0-0-0	---	0-0-0	MIN	MIN	MIN	1-0-1	MIN	0-0-0	---	MIN	MIN	DND
8 10/22	@ NY RANGERS	W 4-2	INJ	0-0-0	0-0-0	0-0-0	1-0-1	2-1-3	0-0-0	---	0-0-0	MIN	MIN	MIN	0-1-1	MIN	0-0-0	---	MIN	MIN	L-10/20
9 10/24	@ PITTSBURGH	W 4-1	1-0-1	0-0-0	0-0-0	0-0-0	0-1-1	1-1-2	0-1-1	---	0-0-0	MIN	MIN	MIN	0-1-1	MIN	DND	---	MIN	0-0-0	MIN L-10/26
10 10/28	BUFFALO	L 1-4	0-0-0	0-0-0	1-0-1	INJ	0-0-0	0-1-1	0-0-0	---	0-0-0	MIN	MIN	MIN	0-1-1	MIN	0-0-0	---	MIN	0-0-0	DND
11 10/29	@ BOSTON	W 2-1	0-0-0	0-0-0	0-0-0	INJ	1-0-1	0-1-1	0-0-0	---	0-0-0	MIN	MIN	MIN	0-1-1	MIN	0-0-0	---	MIN	0-0-0	DND
12 10/31	@ TAMPA BAY*	W 5-2-1	0-1-1	0-0-0	0-0-0	INJ	0-0-0	0-0-0	0-0-0	---	0-0-0	MIN	MIN	MIN	0-0-0	MIN	DND	---	MIN	0-0-0	0-0-0
13 11/4	WASHINGTON	W 3-2	0-0-0	0-0-0	0-1-1	INJ	0-0-0	0-1-1	0-0-0	3G-11/6	1-0-1	MIN	MIN	MIN	0-1-1	MIN	0-0-0	---	MIN	0-0-0	0-0-0
14 11/6	NY ISLANDERS	W 2-1	0-0-0	0-0-0	0-1-1	INJ	0-0-0	0-0-0	0-1-1	INJ	1-0-1	MIN	L-11/7	0-0-0	MIN	0-0-0	---	MIN	0-1-1	MIN	1-0-1
15 11/7	@ OTTAWA	W 3-2	0-0-0	0-0-0	1-0-1	INJ	0-0-0	1-1-2	0-0-0	INJ	0-1-1	MIN	MIN	0-0-0	MIN	0-0-0	---	MIN	0-0-0	MIN	0-0-0
16 11/11	ANAHEIM	W 3-1	0-0-0	0-1-1	0-2-2	INJ	0-0-0	1-1-2	0-0-0	INJ	DND	MIN	0-0-0	1-1-2	MIN	0-0-0	---	MIN	0-0-0	MIN	0-0-0
17 11/12	@ PITTSBURGH	W 4-1	0-0-0	0-0-0	1-0-1	INJ	0-0-0	1-1-2	0-0-0	INJ	0-0-0	MIN	0-0-0	0-0-0	MIN	0-0-0	---	MIN	0-0-0	MIN	0-0-0
18 11/14	WASHINGTON	W 5-2	0-0-0	1-0-1	0-0-0	INJ	0-1-1	1-0-1	0-0-0	INJ	0-0-0	MIN	0-1-1	1-1-2	MIN	1-0-1	---	MIN	DND	MIN	1-1-2
19 11/16	@ PHILADELPHIA	L 2-3	0-0-0	0-0-0	0-0-0	INJ	0-0-0	1-1-2	0-0-0	INJ	0-0-0	MIN	0-0-0	0-1-1	MIN	0-0-0	---	MIN	INJ	MIN	0-0-0
20 11/19	@ NASHVILLE	L 5-2-3	0-0-0	0-1-1	0-0-0	INJ	0-0-0	2-0-2	0-0-0	0-1-1	0-0-0	MIN	0-0-0	0-0-0	MIN	DND	---	MIN	INJ	MIN	L-11/18
21 11/21	@ DALLAS	L 3-5	0-0-0	0-0-0	0-0-0	INJ	INJ	0-1-1	DND	0-0-0	2-0-2	MIN	0-0-0	0-2-2	MIN	0-0-0	---	MIN	INJ	MIN	MIN
22 11/25	OTTAWA	W 3-1	0-0-0	0-0-0	0-2-2	INJ	INJ	0-1-1	DND	0-0-0	0-0-0	MIN	0-0-0	1-1-2	MIN	0-0-0	---	MIN	L-11/25	MIN	MIN
23 11/27	@ BOSTON*	W 5-2-1	0-0-0	0-0-0	0-0-0	INJ	INJ	1-0-1	0-0-0	0-0-0	0-0-0	MIN	0-0-0	0-0-0	MIN	0-1-1	---	MIN	L-11/28	MIN	MIN
24 11/28	NY ISLANDERS*	W 6-1	0-0-0	0-0-0	0-1-1	INJ	INJ	1-0-1	0-0-0	0-0-0	2-2-4	MIN	DND	0-2-2	MIN	0-0-0	---	MIN	0-0-0	0-0-0	MIN
25 12/2	VANCOUVER	L 2-5	0-0-0	0-1-1	0-1-1	INJ	INJ	0-0-0	DND	0-0-0	0-0-0	MIN	L-12/2	0-1-1	MIN	0-0-0	---	MIN	0-0-0	0-0-0	MIN
26 12/4	TAMPA BAY	W 3-2	0-0-0	0-0-0	0-1-1	INJ	INJ	0-0-0	0-0-0	0-0-0	1-1-2	MIN	MIN	1-0-1	MIN	0-0-0	---	MIN	0-0-0	0-1-1	MIN
27 12/5	DETROIT	W 5-4-3	0-0-0	0-0-0	0-0-0	INJ	INJ	0-1-1	0-0-0	0-0-0	0-0-0	MIN	MIN	1-0-1	MIN	L-12/5	---	MIN	0-0-0	0-1-1	MIN
28 12/7	@ BUFFALO	W 3-0	0-0-0	0-1-1	0-1-1	INJ	INJ	0-1-1	0-0-0	0-0-0	1-0-1	MIN	MIN	0-1-1	MIN	MIN	---	MIN	0-0-0	0-1-1	MIN
29 12/9	CAROLINA	W 4-2	0-0-0	0-0-0	2-0-2	INJ	INJ	0-2-2	0-0-0	0-0-0	0-0-0	MIN	MIN	0-1-1	MIN	MIN	---	MIN	0-0-0	0-0-0	MIN
30 12/11	FLORIDA	L 2-4	0-0-0	0-0-0	0-0-0	INJ	INJ	0-0-0	0-0-0	1-0-1	1-0-1	MIN	MIN	0-1-1	MIN	MIN	---	MIN	0-1-1	0-0-0	MIN
31 12/12	PHILADELPHIA	W 4-1	0-0-0	0-0-0	0-0-0	INJ	INJ	0-1-1	0-0-0	0-0-0	0-2-2	MIN	MIN	0-0-0	MIN	MIN	---	MIN	0-0-0	0-1-1	MIN
32 12/16	MONTREAL	W 2-1	0-0-0	0-0-0	0-0-0	INJ	INJ	0-0-0	0-1-1	0-1-1	0-1-1	MIN	MIN	0-0-0	MIN	MIN	---	MIN	1-0-1	0-1-1	MIN
33 12/18	OTTAWA	W 4-2	0-1-1	0-1-1	0-1-1	INJ	INJ	0-0-0	0-1-1	0-1-1	1-0-1	MIN	MIN	1-0-1	MIN	MIN	---	MIN	0-0-0	0-0-0	MIN
34 12/19	@ ATLANTA	W 5-4	0-0-0	0-1-1	0-1-1	INJ	INJ	0-2-2	1-0-1	2-0-2	1-0-1	MIN	MIN	0-0-0	MIN	MIN	---	MIN	DND	0-1-1	MIN
35 12/21	@ PITTSBURGH	W 4-0	1-0-1	0-0-0	0-2-2	INJ	INJ	0-3-3	0-0-0	0-2-2	0-0-0	MIN	MIN	0-0-0	MIN	MIN	---	MIN	0-0-0	0-0-0	MIN
36 12/26	@ WASHINGTON	L 1-4	0-0-0	0-0-0	0-0-0	INJ	INJ	0-0-0	1-0-1	0-0-0	0-0-0	MIN	MIN	0-0-0	MIN	MIN	---	MIN	0-1-1	0-0-0	MIN
37 12/28	ATLANTA	W 3-2	0-0-0	1-0-1	0-1-1	INJ	INJ	2-0-2	0-0-0	0-0-0	0-0-0	MIN	MIN	0-1-1	MIN	MIN	---	MIN	DND	DND	MIN
38 12/30	PITTSBURGH	W 2-0	0-0-0	0-0-0	0-1-1	INJ	INJ	0-0-0	0-0-0	0-0-0	0-0-0	MIN	MIN	1-0-1	MIN	MIN	---	MIN	DND	0-0-0	MIN
39 12/31	CHICAGO	L 1-5	0-0-0	0-0-0	0-0-0	INJ	INJ	0-0-0	0-0-0	0-0-0	0-0-0	MIN	MIN	1-0-1	MIN	MIN	---	MIN	DND	0-0-0	MIN
40 1/2	@ MINNESOTA	W 5-3	0-0-0	0-0-0	0-0-0	INJ	INJ	0-0-0	0-0-0	1-0-1	0-0-0	MIN	MIN	3-0-3	MIN	MIN	---	MIN	0-0-0	0-1-1	MIN
41 1/5	DALLAS	W 4-0	0-0-0	0-0-0	0-0-0	INJ	INJ	1-0-1	0-0-0	0-1-1	0-1-1	MIN	MIN	0-2-2	MIN	MIN	---	MIN	DND	0-0-0	MIN

*Afternoon Game

*Afternoon Game

2009-10 SEASON IN REVIEW

2009-10 PLAYER GAME-BY-GAME GRID GAMES 42-82

DATE	OPP	RES.	2 FRASER	5 WHITE	6 GREENE	7 MARTIN	8 ZUBRUS	9 PARISE	10 PELLEY	11 McAMMOND	12 ROLSTON	14 DAVIS	14 SESTTO	15 LANGENBRUNNER	16 PALMIERI	16 HALISCHUK	17 KOVALCHUK	17 WALTER	17 PIKKARAINEN	18 ZHARKOV	18 MURPHY	
42 1/8	TAMPA BAY^	L 2-4	0-0-0	0-0-0	0-0-0	INJ	INJ	1-0-1	0-0-0	0-0-0	0-0-0	MIN	MIN	0-2-2	MIN	MIN	MIN	MIN	MIN	DND	0-0-0	MIN
43 1/9	@ MONTREAL	W 2-1	0-0-0	0-0-0	0-0-0	INJ	INJ	1-1-2	0-0-0	0-0-0	0-0-0	MIN	MIN	0-1-1	MIN	MIN	MIN	MIN	MIN	0-0-0	0-0-0	MIN
44 1/12	@ NY RANGERS	W 5-1	0-0-0	0-0-0	0-0-0	INJ	INJ	0-0-0	0-0-0	0-0-0	0-0-0	MIN	MIN	0-0-0	MIN	MIN	MIN	MIN	MIN	0-0-0	0-0-0	MIN
45 1/14	@ PHOENIX	L 3-4	0-0-0	0-0-0	0-0-0	INJ	INJ	0-1-1	0-1-1	0-0-0	2-0-2	MIN	MIN	0-1-1	MIN	MIN	MIN	MIN	MIN	0-0-0	0-0-0	MIN
46 1/16	@ COLORADO*	L 1-3	0-0-0	0-1-1	0-0-0	INJ	INJ	0-0-0	0-0-0	0-0-0	0-0-0	MIN	MIN	0-0-0	MIN	MIN	MIN	MIN	MIN	DND	0-0-0	MIN
47 1/18	@ NY ISLANDERS*	L 0-4	0-0-0	0-0-0	0-0-0	INJ	INJ	0-0-0	0-0-0	0-0-0	0-0-0	L 1-1/9	MIN	0-0-0	L 1-1/9	MIN	MIN	MIN	MIN	0-0-0	0-0-0	MIN
48 1/20	FLORIDA	W 2-0	0-0-0	0-0-0	0-1-1	INJ	INJ	0-1-1	INJ	1-0-1	0-0-0	0-0-0	MIN	0-0-0	0-1-1	MIN	MIN	MIN	L 1-7/22	0-0-0	INJ	MIN
49 1/22	MONTREAL	L 1-3	0-0-0	0-0-0	0-0-0	INJ	INJ	1-0-1	INJ	0-0-0	0-0-0	0-0-0	MIN	0-0-0	0-1-1	MIN	MIN	MIN	0-0-0	DND	0-0-0	MIN
50 1/23	@ NY ISLANDERS	W 4-2	0-0-0	0-0-0	0-0-0	INJ	INJ	2-0-2	INJ	0-0-0	0-0-0	0-0-0	MIN	1-2-3	0-0-0	MIN	MIN	0-0-0	DND	0-0-0	0-0-0	MIN
51 1/26	@ OTTAWA	L 0-3	0-0-0	0-0-0	0-0-0	INJ	0-0-0	0-0-0	INJ	0-0-0	0-0-0	0-0-0	MIN	0-0-0	0-0-0	MIN	MIN	MIN	L 1-7/24	DND	DND	MIN
52 1/27	@ BUFFALO	L 1-2	0-0-0	0-0-0	0-0-0	INJ	0-0-0	0-0-0	INJ	0-0-0	1-0-1	0-0-0	MIN	0-0-0	0-0-0	MIN	MIN	MIN	0-0-0	DND	0-0-0	MIN
53 1/29	TORONTO	W 5-4	0-0-0	0-1-1	0-0-0	INJ	1-2-3	2-2-4	0-0-0	0-0-0	0-0-0	1-0-1	MIN	0-0-0	0-0-0	MIN	MIN	MIN	to CSK-1/28	0-0-0	0-0-0	MIN
54 1/31	LOS ANGELES	L 2-3	0-0-0	0-0-0	0-0-0	INJ	0-1-1	0-2-2	0-0-0	0-0-0	0-1-1	0-0-0	MIN	0-0-0	L 1-7/30	MIN	MIN	MIN	MIN	0-0-0	0-0-0	MIN
55 2/2	@ TORONTO	L 0-3	0-0-0	0-0-0	0-0-0	INJ	0-0-0	0-0-0	DND	0-0-0	0-0-0	0-0-0	MIN	0-0-0	MIN	MIN	MIN	MIN	From ATL-2/4	DND	DND	MIN
56 2/5	TORONTO	W 4-3	0-0-0	0-0-0	0-0-0	INJ	1-0-1	0-0-0	DND	1-1-2	0-0-0	L 2-1/5	MIN	0-2-2	MIN	MIN	MIN	MIN	0-2-2	0-1-1	0-0-0	MIN
57 2/6	@ NY RANGERS	L 1-3	0-0-0	0-0-0	0-0-0	INJ	1-0-1	0-0-0	DND	0-0-0	0-0-0	0-0-0	MIN	0-0-0	MIN	MIN	MIN	MIN	0-0-0	0-0-0	0-0-0	MIN
58 2/8	@ PHILADELPHIA	L 2-3	0-0-0	0-0-0	0-1-1	INJ	0-0-0	1-0-1	DND	0-0-0	0-0-0	0-0-0	MIN	0-1-1	MIN	MIN	MIN	MIN	0-0-0	DND	DND	MIN
59 2/10	PHILADELPHIA	L 0-2-3	0-1-1	0-0-0	0-0-0	INJ	0-0-0	INJ	0-1-1	0-0-0	0-1-1	0-0-0	MIN	0-0-0	MIN	MIN	MIN	MIN	0-0-0	0-0-0	0-0-0	L 2-1/12
60 2/12	NASHVILLE	W 5-2	0-0-0	0-0-0	0-0-0	INJ	0-0-0	1-1-2	0-0-0	0-0-0	0-0-0	0-0-0	MIN	1-2-3	MIN	MIN	MIN	MIN	1-1-2	0-0-0	0-0-0	0-0-0
61 2/13	@ CAROLINA	L 2-5	0-0-0	0-0-0	0-0-0	INJ	0-0-0	1-0-1	0-0-0	INJ	1-0-1	0-0-0	MIN	0-1-1	MIN	MIN	MIN	MIN	0-1-1	0-0-0	0-0-0	L 2-7/13
62 3/2	@ SAN JOSE	W 4-3	1-0-1	0-0-0	0-0-0	INJ	1-0-1	0-2-2	DND	0-0-0	0-0-0	0-0-0	MIN	0-1-1	MIN	MIN	MIN	MIN	1-1-2	0-0-0	0-0-0	MIN
63 3/5	@ CALGARY	L 3-5	0-0-0	0-0-0	0-1-1	INJ	0-1-1	2-0-2	DND	0-0-0	0-0-0	0-0-0	MIN	0-1-1	MIN	MIN	MIN	MIN	1-0-1	0-0-0	0-0-0	MIN
64 3/7	@ EDMONTON	L 0-2	DND	0-0-0	0-0-0	INJ	0-0-0	0-0-0	DND	0-0-0	0-0-0	0-0-0	MIN	0-0-0	MIN	MIN	MIN	MIN	0-0-0	0-0-0	0-0-0	MIN
65 3/10	NY RANGERS	W 6-3	0-0-0	0-0-0	0-2-2	INJ	0-2-2	1-1-2	0-0-0	0-0-0	1-1-2	0-0-0	MIN	1-1-2	MIN	MIN	MIN	MIN	0-0-0	DND	0-0-0	MIN
66 3/12	PITTSBURGH	W 3-1	DND	0-0-0	1-1-2	INJ	0-1-1	0-0-0	0-0-0	0-0-0	0-0-0	0-0-0	MIN	0-0-0	MIN	MIN	MIN	MIN	1-2-3	DND	DND	MIN
67 3/13	@ NY ISLANDERS	L 2-4	DND	0-0-0	0-0-0	INJ	0-0-0	0-0-0	0-1-1	0-2-2	0-0-0	0-0-0	MIN	0-0-0	MIN	MIN	MIN	MIN	1-0-1	DND	DND	MIN
68 3/15	BOSTON	W 3-2	0-0-0	0-0-0	0-0-0	INJ	0-0-0	1-0-1	0-0-0	0-0-0	0-0-0	0-0-0	MIN	0-0-0	MIN	MIN	MIN	MIN	0-0-0	DND	DND	MIN
69 3/17	PITTSBURGH	W 5-2	0-0-0	0-0-0	0-0-0	INJ	0-0-0	1-1-2	0-0-0	0-0-0	0-0-0	0-0-0	MIN	0-0-0	MIN	MIN	MIN	MIN	0-0-0	DND	DND	MIN
70 3/18	@ TORONTO	L 1-2	DND	0-0-0	0-1-1	0-0-0	0-0-0	0-0-0	0-0-0	0-0-0	0-0-0	0-0-0	MIN	0-0-0	MIN	MIN	MIN	MIN	0-0-0	DND	DND	MIN
71 3/20	ST LOUIS	L 0-1	DND	0-0-0	0-0-0	0-0-0	0-0-0	0-0-0	0-0-0	0-0-0	0-0-0	0-0-0	MIN	0-0-0	MIN	MIN	MIN	MIN	0-0-0	DND	DND	MIN
72 3/23	COLUMBUS	W 6-3	DND	0-0-0	0-0-0	1-1-2	0-0-0	2-1-3	0-0-0	0-0-0	0-0-0	0-0-0	MIN	0-2-2	MIN	MIN	MIN	MIN	1-3-4	DND	DND	MIN
73 3/25	NY RANGERS	L 1-3-4	DND	0-0-0	0-1-1	0-0-0	0-1-1	0-0-0	DND	0-0-0	0-1-1	0-0-0	MIN	1-0-1	MIN	MIN	MIN	MIN	1-0-1	DND	DND	MIN
74 3/27	@ MONTREAL	W 4-2	DND	0-0-0	0-1-1	0-1-1	1-0-1	0-1-1	0-0-0	0-0-0	1-0-1	0-0-0	MIN	0-0-0	MIN	MIN	MIN	MIN	0-2-2	0-1-1	0-0-0	MIN
75 3/28	@ PHILADELPHIA	L 1-5	DND	0-0-0	0-1-1	0-0-0	0-0-0	0-0-0	DND	0-0-0	0-1-1	0-0-0	MIN	0-0-0	MIN	MIN	MIN	MIN	1-0-1	0-0-0	0-0-0	MIN
76 3/30	BOSTON	L 0-0-1	DND	0-0-0	0-0-0	0-0-0	0-0-0	0-0-0	DND	0-0-0	0-0-0	0-0-0	MIN	0-0-0	MIN	MIN	MIN	MIN	0-0-0	0-0-0	0-0-0	MIN
77 4/2	CHICAGO	L 1-2	DND	0-0-0	0-0-0	0-0-0	INJ	0-0-0	0-0-0	0-0-0	0-0-0	0-0-0	MIN	0-0-0	MIN	MIN	MIN	MIN	1-0-1	0-0-0	0-0-0	MIN
78 4/3	@ CAROLINA	W 4-0	0-0-0	0-0-0	0-1-1	DND	1-1-2	1-1-2	0-0-0	0-0-0	0-0-0	0-0-0	MIN	DND	MIN	MIN	MIN	MIN	0-2-2	0-1-1	0-0-0	MIN
79 4/6	@ ATLANTA	W 3-0	0-0-0	0-0-0	0-0-0	0-1-1	0-2-2	1-0-1	0-0-0	1-0-1	0-0-0	0-0-0	MIN	0-0-0	MIN	MIN	MIN	MIN	0-0-0	INJ	INJ	MIN
80 4/8	@ FLORIDA	L 2-3	0-0-0	0-0-0	DND	0-1-1	0-1-1	0-1-1	DND	0-0-0	0-0-0	0-0-0	MIN	0-0-0	MIN	MIN	MIN	MIN	0-0-0	INJ	INJ	MIN
81 4/10	NY ISLANDERS	W 7-1	DND	0-1-1	0-2-2	0-2-2	1-0-1	1-2-3	0-1-1	1-0-1	1-0-1	0-0-0	MIN	0-0-0	MIN	MIN	MIN	MIN	1-2-3	0-0-0	INJ	MIN
82 4/11	BUFFALO	W 2-1	0-0-0	DND	0-0-0	0-1-1	0-0-0	0-1-1	0-0-0	0-0-0	0-1-1	0-0-0	MIN	1-0-1	MIN	MIN	MIN	MIN	0-1-1	0-0-0	INJ	MIN

*Afternoon Game

^ - Postponed, completed 1/10

*Afternoon Game ^ - Postponed, completed 1/10



NEW JERSEY DEVILS

2009-10 PLAYER GAME-BY-GAME GRID

GAMES 1-41, CONTINUED

DATE	OPP	RES.	18 DAVISON	18 BERGFORS	19 ZAJAC	20 PANDOLFO	21 NIEDERMAYER	22 LETOURNEAU-LEBLOND	23 CLARKSON	24 SALVADOR	25 PETERS	26 ELIAS	27 MOTTAU	28 SKOULA	28 ECKFORD	29 SARMELA	29 ODUYA	30 BRODEUR	32 CORENTE	35 DANIS
11/03	PHILADELPHIA	L2-5	MIN	0-1-1	0-0-0	0-0-0	0-0-0	DND	0-0-0	0-0-0	0-0-0	INJ	0-0-0	---	---	---	0-0-0	60-5-27-L	MIN	DNP
21/05	NY RANGERS	L2-3	MIN	0-0-0	1-0-1	0-1-1	1-0-1	DND	0-2-2	0-0-0	0-0-0	INJ	0-0-0	---	---	---	0-0-0	59-3-26-L	MIN	DNP
31/08	@ TAMPA BAY	W5-4-3	MIN	0-0-0	1-1-2	1-0-1	0-1-1	DND	0-1-1	0-0-0	DND	INJ	0-0-0	---	---	---	0-0-0	64-3-44-W	MIN	DNP
41/01/0	@ FLORIDA	W3-2	MIN	0-0-0	1-1-2	0-0-0	1-0-1	0-0-0	1-0-1	0-0-0	DND	INJ	0-0-0	---	---	---	0-0-0	60-2-21-W	MIN	DNP
51/01/2	@ WASHINGTON	W5-2-2	MIN	0-1-1	0-0-0	0-0-0	0-1-1	DND	1-0-1	0-0-0	0-0-0	INJ	0-0-0	---	---	---	0-0-0	65-2-33-W	MIN	DNP
61/01/6	ATLANTA	L2-4	MIN	0-0-0	1-0-1	0-0-0	0-0-0	DND	0-0-0	0-2-2	0-0-0	INJ	0-0-0	---	---	---	0-0-0	59-4-19-L	MIN	DNP
71/01/7	CAROLINA	W2-0	MIN	0-0-0	0-1-1	0-0-0	0-1-1	0-0-0	0-0-0	0-0-0	DND	INJ	0-0-0	---	---	---	0-0-0	60-0-26-W	MIN	DNP
81/01/22	@ NY RANGERS	W4-2	MIN	1-0-1	0-1-1	0-0-0	0-1-1	0-0-0	0-1-1	0-0-0	DND	INJ	0-0-0	---	---	---	0-0-0	60-2-31-W	MIN	DNP
91/01/24	@ PITTSBURGH	W4-4-1	MIN	1-1-2	1-1-2	0-0-0	0-0-0	0-0-0	0-2-2	0-0-0	DND	INJ	INJ	---	---	---	0-0-0	60-1-33-W	MIN	DNP
101/01/28	BUFFALO	L1-4	MIN	0-0-0	0-0-0	0-0-0	0-0-0	0-0-0	0-0-0	0-0-0	DND	INJ	0-0-0	---	---	---	0-0-0	60-4-27-L	MIN	DNP
111/01/29	@ BOSTON	W2-1	MIN	0-1-1	0-0-0	INJ	0-0-0	DND	1-0-1	0-1-1	0-0-0	INJ	0-0-0	---	---	---	0-0-0	DNP	MIN	60-1-32-W
121/01/31	@ TAMPA BAY	W5-2-1	MIN	0-0-0	1-0-1	INJ	0-0-0	0-0-0	0-0-0	0-0-0	0-0-0	INJ	0-0-0	---	---	---	INJ	65-1-19-W	MIN	DNP
131/11/4	WASHINGTON	W3-2	MIN	2-0-2	0-2-2	INJ	0-1-1	0-0-0	0-0-0	0-0-0	DND	INJ	0-0-0	---	---	---	INJ	60-2-28-W	MIN	DNP
141/11/6	NY ISLANDERS	W2-1	MIN	0-0-0	0-0-0	INJ	INJ	INJ	0-1-1	0-0-0	0-0-0	0-0-0	0-0-0	---	---	---	INJ	DNP	MIN	60-1-24-W
151/11/7	@ OTTAWA	W3-2	MIN	0-1-1	0-0-0	INJ	INJ	INJ	1-1-2	0-0-0	0-0-0	DND	0-0-0	---	---	---	INJ	60-2-21-W	L-11/11	DNP
161/11/11	ANAHEIM	W3-1	MIN	0-0-0	0-0-0	INJ	INJ	INJ	1-0-1	0-1-1	0-0-0	0-0-0	0-0-0	---	---	---	INJ	60-1-32-W	DND	DNP
171/11/12	@ PITTSBURGH	W4-1	MIN	1-2-3	0-3-3	INJ	INJ	INJ	1-0-1	0-1-1	DND	0-0-0	0-0-0	---	---	---	INJ	60-1-26-W	DND	DNP
181/11/14	WASHINGTON	W5-2	MIN	0-2-2	0-2-2	INJ	INJ	INJ	0-0-0	0-0-0	0-0-0	0-0-0	0-0-0	---	---	---	INJ	60-2-29-W	DND	DNP
191/11/16	@ PHILADELPHIA	L2-3	MIN	0-0-0	0-0-0	INJ	INJ	INJ	1-0-1	0-0-0	0-0-0	0-2-2	0-0-0	---	---	---	INJ	60-3-35-L	DND	DNP
201/11/19	@ NASHVILLE	L5-2-3	MIN	0-0-0	0-1-1	INJ	INJ	INJ	0-0-0	0-0-0	0-0-0	0-1-1	0-0-0	---	---	---	INJ	65-2-28-O	DND	DNP
211/11/21	@ DALLAS	L3-5	MIN	0-0-0	1-0-1	INJ	INJ	DND	0-0-0	0-0-0	0-0-0	0-2-2	0-0-0	---	---	---	INJ	38-2-17-L	0-0-0	20-3-9
221/11/25	OTTAWA	W3-1	MIN	1-0-1	0-1-1	INJ	INJ	L-11/25	0-0-0	0-0-0	0-0-0	1-0-1	0-0-0	---	---	---	INJ	60-1-25-W	0-0-0	DNP
231/11/27	@ BOSTON	W5-2-1	MIN	0-0-0	0-0-0	INJ	INJ	MIN	0-0-0	0-1-1	0-0-0	0-0-0	0-0-0	---	---	---	INJ	65-1-33-W	0-0-0	DNP
241/11/28	NY ISLANDERS	W6-1	MIN	0-1-1	0-1-1	INJ	INJ	MIN	INJ	0-0-0	0-0-0	2-2-4	1-1-2	---	---	---	INJ	60-1-23-W	0-0-0	DNP
251/12/2	VANCOUVER	L2-5	MIN	1-0-1	1-0-1	INJ	0-0-0	MIN	INJ	0-0-0	0-0-0	0-0-0	0-0-0	---	---	---	INJ	59-5-26-L	0-0-0	DNP
261/12/4	TAMPA BAY	W3-2	MIN	1-0-1	0-0-0	INJ	0-1-1	MIN	INJ	0-0-0	DND	0-0-0	0-0-0	---	---	---	INJ	60-2-24-W	0-0-0	DNP
271/12/5	DETROIT	W5-4-3	MIN	0-0-0	0-1-1	0-1-1	1-0-1	MIN	INJ	0-0-0	DND	0-0-0	0-0-0	---	---	---	1-0-1	65-3-31-W	DND	DNP
281/12/7	@ BUFFALO	W3-0	MIN	1-0-1	1-0-1	0-0-0	0-0-0	MIN	INJ	0-0-0	DND	0-1-1	INJ	---	---	---	0-0-0	60-0-22-W	0-0-0	DNP
291/12/9	CAROLINA	W4-2	MIN	0-1-1	0-0-0	0-1-1	1-0-1	L-12/10	INJ	0-0-0	DND	1-0-1	0-0-0	---	---	---	0-0-0	60-2-23-W	DND	DNP
301/12/11	FLORIDA	L2-4	MIN	0-0-0	0-0-0	0-0-0	0-0-0	DND	INJ	0-0-0	DND	0-1-1	0-0-0	---	---	---	0-0-0	60-4-22-L	DND	DNP
311/12/12	PHILADELPHIA	W4-1	MIN	2-0-2	0-2-2	0-0-0	0-0-0	DND	INJ	0-0-0	DND	2-0-2	0-0-0	---	---	---	0-0-0	60-1-23-W	DND	DNP
321/12/16	MONTREAL	W2-1	MIN	0-0-0	0-0-0	0-0-0	0-0-0	DND	INJ	0-0-0	DND	1-0-1	0-0-0	---	---	---	0-0-0	60-1-18-W	DND	DNP
331/12/18	OTTAWA	W4-2	MIN	0-0-0	0-0-0	1-0-1	0-1-1	INJ	INJ	1-0-1	DND	0-1-1	0-0-0	---	---	---	0-0-0	60-2-29-W	DND	DNP
341/12/19	@ ATLANTA	W5-4	MIN	0-0-0	0-0-0	0-1-1	1-0-1	INJ	INJ	0-0-0	0-0-0	0-1-1	0-1-1	---	---	---	0-0-0	20-3-6	DND	40-1-20-W
351/12/21	@ PITTSBURGH	W4-0	MIN	1-0-1	0-0-0	0-0-0	0-0-0	INJ	INJ	1-0-1	DND	1-1-2	0-0-0	---	---	---	0-0-0	60-0-35-W	DND	DNP
361/12/26	@ WASHINGTON	L1-4	MIN	0-0-0	0-0-0	0-0-0	0-0-0	INJ	INJ	0-0-0	DND	0-0-0	0-0-0	---	---	---	0-0-0	60-4-40-L	DND	DNP
371/12/28	ATLANTA	W3-2	MIN	0-2-2	0-1-1	0-0-0	0-0-0	INJ	0-0-0	0-0-0	0-0-0	0-1-1	0-0-0	---	---	---	0-0-0	60-2-26-W	L-12/28-29	DNP
381/12/30	PITTSBURGH	W2-0	MIN	1-0-1	0-1-1	0-0-0	0-1-1	INJ	0-0-0	INJ	DND	0-0-0	0-0-0	---	---	---	0-0-0	60-0-32-W	0-0-0	DNP
391/12/31	CHICAGO	L1-5	MIN	0-0-0	0-0-0	0-0-0	0-0-0	INJ	INJ	INJ	0-0-0	0-0-0	0-0-0	---	---	---	0-0-0	60-5-36-L	0-0-0	DNP
401/1/2	@ MINNESOTA	W5-3	MIN	0-0-0	0-0-0	1-0-1	0-1-1	INJ	INJ	INJ	DND	0-3-3	0-1-1	---	---	---	0-0-0	60-3-32-W	0-0-0	DNP
411/1/5	@ DALLAS	W4-0	MIN	0-1-1	1-1-2	0-0-0	0-0-0	0-0-0	INJ	0-0-0	DND	2-0-2	0-0-0	---	---	---	0-0-0	60-0-28-W	L-1/6-7	DNP

*Afternoon Game

2009-10 SEASON IN REVIEW

2009-10 PLAYER GAME-BY-GAME GRID

GAMES 42-82, CONTINUED

DATE	OPP	RES.	18 DAVISON	18 BERGFORS	19 ZAJAC	20 PANDOLFO	21 NIEDERMAYER	22 LETOURNEAU-LEBLOND	23 CLARKSON	24 SALVADOR	25 PETERS	26 ELIAS	27 MOTTAU	28 SKOULA	28 ECKFORD	29 SARMELA	29 ODUYA	30 BRODEUR	32 CORRENTE	35 DANIS
42 1/8	TAMPA BAY ^A	L 2-4	MIN	0-0-0	1-1-2	0-0-0	0-0-0	0-0-0	0-0-0	0-0-0	0-0-0	0-0-0	0-0-0	0-0-0	MIN	0-1-1	31-3-7-L	DND	29-1-7	DND
43 1/9	@ MONTREAL	W 6-2-1	MIN	0-0-0	1-1-2	0-0-0	0-0-0	0-0-0	0-0-0	0-0-0	0-0-0	0-0-0	0-0-0	0-0-0	MIN	0-0-0	63-1-30-W	DND	DND	DND
44 1/12	@ NY RANGERS	W 5-1-0	MIN	0-0-0	0-0-0	0-0-0	0-0-0	0-0-0	0-0-0	0-0-0	0-0-0	0-0-0	0-0-0	0-0-0	MIN	0-0-0	65-0-51-W	DND	DND	DND
45 1/14	@ PHOENIX	L 3-4	MIN	0-0-0	1-0-1	0-0-0	0-0-0	0-0-0	0-0-0	0-0-0	0-0-0	0-0-0	0-2-2	0-0-0	MIN	0-0-0	59-4-19-L	DND	DND	DND
46 1/16	@ COLORADO*	L 1-3	MIN	0-0-0	0-0-0	0-1-1	1-0-1	0-0-0	0-0-0	0-0-0	0-0-0	0-0-0	0-0-0	0-0-0	MIN	0-0-0	59-2-27-L	DND	DND	DND
47 1/18	@ NY ISLANDERS*	L 0-4	MIN	0-0-0	0-0-0	0-0-0	0-0-0	0-0-0	0-0-0	0-0-0	0-0-0	0-0-0	0-0-0	0-0-0	MIN	0-0-0	40-4-32-L	DND	20-0-14	DND
48 1/20	FLORIDA	W 2-0	MIN	0-0-0	1-0-1	0-0-0	0-0-0	0-0-0	0-0-0	0-1-1	DND	0-0-0	0-0-0	0-0-0	MIN	0-0-0	60-3-22-W	L - 1/19	DND	DND
49 1/22	MONTREAL	L 1-3	MIN	0-0-0	0-0-0	0-0-0	0-0-0	0-0-0	0-0-0	0-0-0	0-0-0	0-0-0	0-1-1	0-0-0	MIN	0-0-0	59-3-24-L	MIN	DND	DND
50 1/23	@ NY ISLANDERS	W 4-2	MIN	0-0-0	0-0-3	0-0-0	0-1-1	0-0-0	0-0-0	1-1-2	0-0-0	0-0-0	0-0-0	0-0-0	MIN	0-0-0	40-3-12-L	MIN	20-0-6	DND
51 1/26	@ OTTAWA	L 0-3	MIN	0-0-0	0-0-0	0-0-0	0-0-0	0-0-0	0-0-0	0-0-0	0-0-0	0-0-0	0-0-0	0-0-0	MIN	0-0-0	60-3-22-W	MIN	DND	DND
52 1/27	@ BUFFALO	L 3-2	MIN	0-0-0	0-0-0	0-0-0	0-0-0	0-0-0	0-0-0	0-0-0	0-0-0	0-0-0	0-0-0	0-0-0	MIN	0-1-1	65-1-31-O	MIN	DND	DND
53 1/29	TORONTO	W 6-5-4	MIN	DND	1-3-4	0-0-0	0-1-1	0-0-0	0-0-0	0-0-0	0-0-0	0-0-0	0-0-0	0-0-0	MIN	0-0-0	64-4-29-W	MIN	DND	DND
54 1/31	LOS ANGELES	L 2-3	MIN	0-0-0	1-0-1	0-0-0	0-0-0	0-0-0	0-0-0	0-0-0	0-0-0	0-0-0	0-0-0	0-0-0	MIN	0-0-0	60-3-22-L	MIN	DND	DND
55 2/2	@ TORONTO	L 0-3	MIN	0-0-0	0-0-0	0-0-0	0-0-0	0-0-0	0-0-0	0-0-0	0-0-0	0-0-0	0-0-0	0-0-0	MIN	0-0-0	DND	60-3-26-L	DND	DND
56 2/5	TORONTO	W 4-3	MIN	To ATL - 2/4	1-0-1	1-0-1	0-0-0	0-0-0	0-0-0	0-0-0	0-0-0	0-0-0	0-2-2	0-0-0	MIN	0-0-0	60-3-20-W	MIN	DND	DND
57 2/6	@ NY RANGERS	L 1-3	MIN	---	0-0-0	0-0-0	0-0-0	0-0-0	0-0-0	0-0-0	0-0-0	0-1-1	0-0-0	0-0-0	MIN	0-0-0	58-3-25-L	MIN	DND	DND
58 2/8	@ PHILADELPHIA	L 2-3	L - 2/9	---	0-1-1	0-0-0	0-0-0	0-0-0	0-0-0	0-0-0	0-0-0	0-1-1	0-0-0	0-0-0	MIN	1-0-1	59-3-37-L	MIN	DND	DND
59 2/10	PHILADELPHIA	Lo 2-3	0-0-0	---	1-0-1	0-0-0	1-0-1	0-0-0	0-0-0	0-0-0	0-0-0	0-0-0	0-0-0	0-0-0	MIN	0-0-0	63-3-15-O	L - 2/12	DND	DND
60 2/12	NASHVILLE	W 5-2	MIN	---	1-1-2	DND	0-0-0	0-0-0	0-0-0	0-0-0	0-0-0	1-1-2	0-1-1	0-0-0	MIN	0-1-1	60-2-21-W	0-0-0	DND	DND
61 2/13	@ CAROLINA	L 2-5	MIN	---	0-1-1	0-0-0	0-0-0	0-0-0	0-0-0	0-0-0	0-0-0	0-0-0	0-0-0	0-0-0	MIN	0-1-1	44-4-22-L	0-0-0	15-0-8	DND
62 3/2	@ SAN JOSE	W 4-3	MIN	---	1-1-2	0-0-0	0-0-0	0-0-0	0-0-0	0-0-0	0-0-0	0-1-1	0-0-0	0-0-0	MIN	0-1-1	60-3-20-W	L - 2/14	DND	DND
63 3/5	@ CALGARY	L 3-5	MIN	---	0-2-2	0-0-0	0-0-0	0-0-0	0-0-0	0-0-0	0-0-0	0-0-0	0-0-0	0-0-0	MIN	0-0-0	59-5-25-L	MIN	DND	DND
64 3/7	@ EDMONTON	L 0-2	MIN	---	0-0-0	DND	0-0-0	0-0-0	0-0-0	0-0-0	0-0-0	0-0-0	0-0-0	0-0-0	MIN	0-0-0	60-3-35-L	MIN	DND	DND
65 3/10	NY RANGERS	W 6-3	MIN	---	1-1-2	DND	1-1-2	0-0-0	0-1-1	1-0-1	0-0-0	0-0-0	0-2-2	0-0-0	MIN	0-0-0	60-3-19-W	MIN	DND	DND
66 3/12	PITTSBURGH	W 3-1	MIN	---	0-1-1	0-0-0	0-0-0	0-0-0	0-0-0	0-1-1	DND	1-0-1	0-0-0	0-0-0	MIN	0-0-0	60-1-35-W	MIN	DND	DND
67 3/13	@ NY ISLANDERS	L 2-4	MIN	---	0-0-0	0-0-0	0-0-0	0-0-0	0-0-0	0-0-0	DND	0-0-0	1-0-1	0-0-0	MIN	0-0-0	DND	58-4-29-L	DND	DND
68 3/15	BOSTON	W 3-2	MIN	---	0-0-0	DND	1-0-1	0-0-0	1-1-2	0-0-0	DND	0-1-1	0-1-1	0-1-1	MIN	DND	60-2-36-W	MIN	DND	DND
69 3/17	PITTSBURGH	W 5-2	MIN	---	0-1-1	0-0-0	1-0-1	0-0-0	0-0-0	0-0-0	DND	1-1-2	0-0-0	0-1-1	MIN	DND	60-2-26-W	MIN	DND	DND
70 3/18	@ TORONTO	L 1-2	MIN	---	0-0-0	DND	0-0-0	0-1-1	1-0-1	0-0-0	0-0-0	0-0-0	0-0-0	0-0-0	MIN	DND	DND	65-1-26-O	DND	DND
71 3/20	ST. LOUIS	Lo 1-1	MIN	---	0-0-0	DND	0-0-0	0-0-0	0-0-0	0-0-0	DND	0-0-0	0-0-0	0-0-0	MIN	DND	59-1-20-L	MIN	DND	DND
72 3/23	COLUMBUS	W 6-3	MIN	---	2-0-2	DND	0-0-0	0-0-0	0-0-0	0-0-0	DND	0-3-3	0-2-2	0-0-0	MIN	DND	60-3-22-W	MIN	DND	DND
73 3/25	NY RANGERS	L 3-4	MIN	---	0-0-0	0-0-0	0-0-0	0-0-0	0-1-1	0-0-0	0-0-0	1-1-2	0-0-0	0-0-0	MIN	DND	65-3-31-O	MIN	DND	DND
74 3/27	@ MONTREAL	W 4-2	MIN	---	0-1-1	DND	0-0-0	0-0-0	0-0-0	0-0-0	0-0-0	1-0-1	0-0-0	0-0-0	MIN	DND	60-2-27-W	MIN	DND	DND
75 3/28	@ PHILADELPHIA	L 5-1	MIN	---	0-0-0	DND	0-0-0	0-0-0	0-0-0	0-0-0	0-0-0	0-0-0	0-0-0	0-0-0	MIN	DND	40-4-19-L	MIN	20-1-6	DND
76 3/30	BOSTON	Lo 0-1	MIN	---	0-0-0	DND	0-0-0	0-0-0	0-0-0	0-0-0	0-0-0	0-0-0	0-0-0	0-0-0	MIN	DND	65-1-34-O	MIN	DND	DND
77 4/2	CHICAGO	L 3-2	MIN	---	0-0-0	DND	0-0-0	0-0-0	0-0-0	0-0-0	0-0-0	0-1-1	0-0-0	0-0-0	MIN	DND	65-1-26-O	MIN	DND	DND
78 4/3	@ CAROLINA	W 4-0	MIN	---	0-0-0	0-0-0	0-0-0	0-0-0	1-1-2	0-0-0	0-0-0	1-1-2	0-0-0	0-0-0	MIN	DND	60-2-26-W	MIN	DND	DND
79 4/6	@ ATLANTA	W 3-0	MIN	---	1-0-1	DND	0-0-0	0-1-1	0-0-0	0-1-1	0-0-0	0-0-0	DND	0-1-1	MIN	DND	60-0-19-W	MIN	DND	DND
80 4/8	@ FLORIDA	L 2-3	MIN	---	0-0-0	0-0-0	0-0-0	0-0-0	1-0-1	0-0-0	0-0-0	1-0-1	0-1-1	0-0-0	MIN	DND	59-3-18-L	MIN	DND	DND
81 4/10	NY ISLANDERS	W 7-1	MIN	---	0-3-3	DND	0-0-0	0-0-0	0-0-0	0-0-0	0-0-0	0-0-0	0-1-1	0-0-0	MIN	DND	60-1-19-W	MIN	DND	DND
82 4/11	BUFFALO	W 2-1	MIN	---	1-0-1	0-0-0	0-0-0	DND	0-0-0	0-0-0	0-0-0	0-0-0	0-0-0	0-0-0	MIN	DND	60-1-23-W	MIN	DND	DND

*Afternoon Game ^ - Postponed, completed 1/10



NEW JERSEY DEVILS

2009-10 New Jersey Devils

SCHEDULE AND RESULTS

G	DATE	OPP	RESULT	RECORD=PTS	PP	PK	GOALTENDER(S)	GOAL SCORER(S)
1	10/03	Phi.	L2-5	0-1-0=0	1-5	0-3	BRODEUR	ROLSTON(PP), LANGENBRUNNER(SH)
2	10/05	NYR	L2-3	0-2-0=0	1-6	2-6	BRODEUR	NIEDERMAYER, ZAJAC(PP)
3	10/08	@TB	W3-4	1-2-0=2	1-2	1-4	BRODEUR	PARISE(PP)[GD], PANDOLFO, ZAJAC
4	10/10	@Fla.	W3-2	2-2-0=4	2-6	1-4	BRODEUR	NIEDERMAYER, ZAJAC(PP), CLARKSON(PP/GW)
5	10/12	@Wsh.	W3-2	3-2-0=6	0-5	0-5	BRODEUR	ROLSTON, CLARKSON, LANGENBRUNNER[GD]
6	10/16	Atl.	L2-4	3-3-0=6	0-6	2-3	BRODEUR	ZAJAC, PARISE
7	10/17	Car.	W2-0	4-3-0=8	0-4	0-2	BRODEUR	LANGENBRUNNER(GW), PARISE(EN)
8	10/22	@NYR	W4-2	5-3-0=10	0-1	1-3	BRODEUR	PARISE-2(EN), BERGFORS, ZUBRUS(GW)
9	10/24	@Pit.	W4-1	6-3-0=12	1-1	0-4	BRODEUR	FRASER, BERGFORS(PP/GW), ZAJAC, PARISE
10	10/28	Buf.	L1-4	6-4-0=12	1-5	1-4	BRODEUR	GREENE(PP)
11	10/29	@Bos.	W2-1	7-4-0=14	0-1	0-2	DANIS	CLARKSON, ZUBRUS(GW)
12	10/31	@TB*	W3-2	8-4-0=16	0-4	0-3	BRODEUR	ZAJAC, CLARKSON[GD]
13	11/04	Wsh.	W3-2	9-4-0=18	2-5	0-1	BRODEUR	ROLSTON, BERGFORS-2(2PP/GW)
14	11/06	NYI	W2-1	10-4-0=20	1-5	0-3	DANIS	MURPHY, ROLSTON(PP/GW)
15	11/07	@Ott.	W3-2	11-4-0=22	3-6	0-2	BRODEUR	PARISE(PP), CLARKSON(PP), GREENE(PP/GW)
16	11/11	Ana.	W3-1	12-4-0=24	0-3	0-6	BRODEUR	LANGENBRUNNER, CLARKSON(GW), PARISE(SH)
17	11/12	@Pit.	W4-1	13-4-0=26	1-4	0-3	BRODEUR	BERGFORS, GREENE(PP/GW), PARISE, CLARKSON(EN)
18	11/14	Wsh.	W5-2	14-4-0=28	1-3	1-1	BRODEUR	WHITE, LANGENBRUNNER(PP), PARISE(GW), HALISCHUK, MURPHY
19	11/16	@Phi.	L2-3	14-5-0=28	1-5	1-2	BRODEUR	CLARKSON(PP), PARISE
20	11/19	@Nsh.	L3-3	14-5-1=29	0-2	1-2	BRODEUR	PARISE-2
21	11/21	@Dal.	L3-5	14-6-1=29	2-5	2-4	DANIS(9-3)/BRODEUR(17-2/L)	ROLSTON-2(PP), ZAJAC(PP)
22	11/25	Ott.	W3-1	15-6-1=31	0-3	0-0	BRODEUR	BERGFORS, ELIAS(GW), LANGENBRUNNER(EN)
23	11/27	@Bos.*	W3-2	16-6-1=33	0-3	0-3	BRODEUR	PARISE, LANGENBRUNNER[GD]
24	11/28	NYI*	W6-1	17-6-1=35	2-3	0-4	BRODEUR	MOTTAU, ROLSTON-2(PP/GW), ELIAS-2(PP), PARISE
25	12/02	Van.	L2-5	17-7-1=35	0-2	0-1	BRODEUR	BERGFORS, ZAJAC
26	12/04	TB	W3-2	18-7-1=37	2-4	1-4	BRODEUR	ROLSTON(PP), BERGFORS(PP), LANGENBRUNNER(GW)
27	12/05	Det.	W3-4	19-7-1=39	0-2	1-3	BRODEUR	LANGENBRUNNER, ODUYA, NIEDERMAYER, ELIAS[GD]
28	12/07	@Buf.	W3-0	20-7-1=41	1-4	0-4	BRODEUR	ROLSTON(GW), ZAJAC, BERGFORS(PP)
29	12/09	Car.	W4-2	21-7-1=43	1-5	1-4	BRODEUR	ELIAS, GREENE-2(PP/GW), NIEDERMAYER(SH/EN)
30	12/11	Fla.	L2-4	21-8-1=43	0-2	1-2	BRODEUR	ROLSTON, McAMMOND
31	12/12	Phi.	W4-1	22-8-1=45	2-6	1-2	BRODEUR	BERGFORS-2(2PP/GW), ELIAS-2
32	12/16	Mil.	W2-1	23-8-1=47	0-5	0-1	BRODEUR	PIKKARAINEN, ELIAS(GW)
33	12/18	Ott.	W4-2	24-8-1=49	1-3	0-6	BRODEUR	LANGENBRUNNER(PP), ROLSTON, PANDOLFO(GW), SALVADOR
34	12/19	@Atl.	W5-4	25-8-1=51	1-2	1-2	BRODEUR(6-3)/DANIS(20-1/W)	NIEDERMAYER, ROLSTON, McAMMOND-2(PP)(GW), PELLEY
35	12/21	@Pit.	W4-0	26-8-1=53	1-3	0-5	BRODEUR	SALVADOR(GW), BERGFORS(PP), ELIAS, FRASER
36	12/26	@Wsh.	L1-4	26-9-1=53	0-4	0-2	BRODEUR	PELLEY
37	12/28	Atl.	W3-2	27-9-1=55	1-2	0-1	BRODEUR	PARISE-2(PP/GW), WHITE
38	12/30	Pit.	W2-0	28-9-1=57	0-4	0-1	BRODEUR	BERGFORS(GW), LANGENBRUNNER(SH/EN)
39	12/31	@Chi.	L1-5	28-10-1=57	0-3	1-3	BRODEUR	LANGENBRUNNER
40	01/02	@Min.	W5-3	29-10-1=59	2-3	0-2	BRODEUR	McAMMOND, LANGENBRUNNER-3(2PP)(EN), PANDOLFO(GW)
41	01/05	Dal.	W4-0	30-10-1=61	1-4	0-3	BRODEUR	ELIAS-2(GW), ZAJAC(PP), PARISE
42	01/08	TB*	L2-4	30-11-1=61	0-4	2-5	BRODEUR(7-3/L)/DANIS(7-1)	ZAJAC, PARISE
43	01/09	@Mil.	W2-1	31-11-1=63	0-4	1-4	BRODEUR	ZAJAC, PARISE(OT)
44	01/12	@NYR	W3-1	32-11-1=65	0-2	0-2	BRODEUR	ELIAS[GD]
45	01/14	@Phx.	L3-4	32-12-1=65	0-3	1-4	BRODEUR	ROLSTON-2, ZAJAC
46	01/16	@Col.*	L1-3	32-13-1=65	0-4	0-3	BRODEUR	NIEDERMAYER
47	01/18	@NYI*	L0-4	32-14-1=65	0-2	1-4	BRODEUR(32-4/L)/DANIS(14-0)	---
48	01/20	Fla.	W2-0	33-14-1=67	0-2	0-3	BRODEUR	ZAJAC(GW), McAMMOND(SH/EN)
49	01/22	Mil.	L1-3	33-15-1=67	0-2	0-2	BRODEUR	PARISE
50	01/23	@NYI	W4-2	34-15-1=69	1-1	2-5	BRODEUR	LANGENBRUNNER, PARISE-2(PP)(EN), SALVADOR(GW)
51	01/26	@Ott.	L0-3	34-16-1=69	0-1	0-2	BRODEUR(12-3/L)/DANIS(6-0)	---
52	01/27	@Buf.	L3-2	34-16-2=70	0-1	0-1	BRODEUR	ROLSTON
53	01/29	Tor.	W3-4	35-16-2=72	1-2	0-2	BRODEUR	PARISE-2, ZUBRUS, DAVIS, ZAJAC(PP/OT)
54	01/31	LA	L2-3	35-17-2=72	0-3	1-4	BRODEUR	ODUYA, ZAJAC
55	02/02	@Tor.	L0-3	35-18-2=72	0-2	1-4	DANIS	---
56	02/05	Tor.	W4-3	36-18-2=74	1-3	2-4	BRODEUR	ZUBRUS, McAMMOND, ZAJAC(PP), PANDOLFO(GW)
57	02/06	@NYR	L1-3	36-19-2=74	0-5	1-3	BRODEUR	ZUBRUS
58	02/08	@Phi.	L2-3	36-20-2=74	1-7	1-4	BRODEUR	PARISE(PP), SALMELA(SH)
59	02/10	Phi.	L0-2	36-20-3=75	0-3	0-4	BRODEUR	ZAJAC, NIEDERMAYER
60	02/12	Nsh.	W5-2	37-20-3=77	1-5	1-4	BRODEUR	ZAJAC, ELIAS, KOVALCHUK(GW), PARISE(PP), LANGENBRUNNER(EN)
61	02/13	@Car.	L2-5	37-21-3=77	1-4	2-5	BRODEUR(22-4/L)/DANIS(8-0)	PARISE, ROLSTON(PP)
62	03/02	@SJ	W4-3	38-21-3=79	1-3	1-1	BRODEUR	ZUBRUS, FRASER, KOVALCHUK(PP), ZAJAC(GW)
63	03/05	@Cgy.	L3-5	38-22-3=79	1-4	0-1	BRODEUR	PARISE-2(PP), KOVALCHUK
64	03/07	@Edm.	L0-2	38-23-3=79	0-1	0-3	BRODEUR	---
65	03/10	NYR	W6-3	39-23-3=81	1-2	0-3	BRODEUR	NIEDERMAYER, SALVADOR, PARISE(PP), LANGENBRUNNER(GW), ROLSTON, ZAJAC
66	03/12	Pit.	W3-1	40-23-3=83	0-4	0-5	BRODEUR	ELIAS, GREENE(GW), KOVALCHUK
67	03/13	@NYI	L2-4	40-24-3=83	0-4	1-3	DANIS	MOTTAU, KOVALCHUK
68	03/15	Bos.	W3-2	41-24-3=85	0-1	0-2	BRODEUR	NIEDERMAYER, CLARKSON, PARISE(GW)
69	03/17	Pit.	W5-2	42-24-3=87	0-1	0-3	BRODEUR	ZUBRUS, MARTIN, ELIAS(SH/GW), PARISE, NIEDERMAYER(EN)
70	03/18	@Tor.	L3-2	42-24-4=88	0-4	0-3	DANIS	CLARKSON
71	03/20	StL.	L0-1	42-25-4=88	0-3	0-2	BRODEUR	---
72	03/23	CBJ	W6-3	43-25-4=90	3-6	0-3	BRODEUR	PARISE-2(PP), MARTIN(PP), KOVALCHUK(PP), ZAJAC-2(GW)
73	03/25	NYR	L3-4	43-25-5=91	0-3	1-3	BRODEUR	KOVALCHUK, ELIAS, LANGENBRUNNER
74	03/27	@Mil.	W4-2	44-25-5=93	2-2	0-4	BRODEUR	ELIAS(PP), LANGENBRUNNER(PP), ZUBRUS(GW), ROLSTON(EN)
75	03/28	@Phi.	L1-5	44-26-5=93	0-5	1-3	BRODEUR(19-4/L)/DANIS(6-1)	KOVALCHUK
76	03/30	Bos.	L0-1	44-26-6=94	0-2	0-2	BRODEUR	---
77	04/02	Chi.	L3-2	44-26-7=95	0-0	0-0	BRODEUR	KOVALCHUK
78	04/03	@Car.	W4-0	45-26-7=97	1-3	0-3	BRODEUR	ZUBRUS(PP/GW), ELIAS, PARISE, CLARKSON(EN)
79	04/06	@Atl.	W3-0	46-26-7=99	0-2	0-2	BRODEUR	McAMMOND(GW), PARISE, ZAJAC
80	04/08	@Fla.	L2-3	46-27-7=99	0-2	0-1	BRODEUR	ELIAS, CLARKSON
81	04/10	NYI	W7-1	47-27-7=101	2-5	1-3	BRODEUR	ZUBRUS, PARISE(GW), McAMMOND, ELIAS-2(PP), ROLSTON(PP), KOVALCHUK
82	04/11	Buf.	W2-1	48-27-7=103	1-4	0-1	BRODEUR	ZAJAC, LANGENBRUNNER(PP/GW)

* - denotes afternoon game ^ - postponed, completed 01/10/10

2009-10 SEASON IN REVIEW

2009-10 New Jersey Devils

SCHEDULE AND RESULTS

G	DATE	OPP	SF	SA	ATT	OPPONENTS GOALTENDER(S)	OPPONENTS GOAL SCORER(S)
1	10/03	Phi.	26	27	17,625	EMERY	CARTER, LAPERRIERE, RICHARDS(GW), POWE, CARLE
2	10/05	NYR	27	26	17,625	LUNDQVIST	DEL ZOTTO(PP), KOTALIK(PP), GILROY(GW)
3	10/08	@TB	34	44	17,454	SMITH	STAMKOS-2(PP), FEDORUK
4	10/10	@Fla.	41	21	18,802	VOKOUN	OLESZ, WEISS(PP)
5	10/12	@Wsh.	29	33	18,277	THEODORE	GREEN, KNUBLE
6	10/16	Atl.	30	19	14,187	PAVELEC	PEVERLEY-2(2PP/GW), KANE, THORBURN(SH)
7	10/17	Car.	29	26	15,021	WARD	---
8	10/22	@NYR	25	31	18,200	LUNDQVIST	GABORIK(PP), KOTALIK
9	10/24	@Pit.	26	33	17,132	FLEURY	GOLIGOSKI
10	10/28	Buf.	32	27	14,182	MILLER	MacARTHUR, KENNEDY(GW), GAUSTAD, POMINVILLE(PP)
11	10/29	@Bos.	31	32	17,565	THOMAS	BERGERON
12	10/31	@TB*	38	19	12,154	NIITTYMAKI	STAMKOS
13	11/04	Wsh.	32	28	13,498	VARLAMOV	SLOAN, FLEISCHMANN
14	11/06	NYI	31	24	14,109	BIRON	NIELSEN
15	11/07	@Ott.	25	21	18,781	LECLAIRE	MICHALEK, LEE
16	11/11	Ana.	25	32	14,123	HILLER	PERRY
17	11/12	@Pit.	25	26	17,005	FLEURY	FEDOTENKO
18	11/14	Wsh.	23	29	16,521	THEODORE	FLEISCHMANN(PP), PERREAULT
19	11/16	@Phi.	35	35	19,673	EMERY	POWE, HARTNELL(PP), van RIEMSDYK(GW)
20	11/19	@Nsh.	28	28	13,445	RINNE	ARNOTT-2(PP)
21	11/21	@Dal.	34	26	17,514	TURCO	PETERS, RIBEIRO(PP), ROBIDAS-2(PP), WANDELL(GW)
22	11/25	Ott.	21	25	14,056	ELLIOTT	MICHALEK
23	11/27	@Bos.*	37	33	17,565	RASK	WHEELER
24	11/28	NYI*	42	23	16,961	BIRON	PARK
25	12/02	Van.	29	26	13,586	LUONGO	BURROWS, SALO, D. SEDIN(GW), EDLER, HANSEN
26	12/04	TB	19	24	15,336	NIITTYMAKI	LECAVALIER, DOWNIE(PP)
27	12/05	Det.	26	31	17,625	OSGOOD	DRAPER, HOLMSTROM(PP), EAVES
28	12/07	@Buf.	37	22	18,690	MILLER	---
29	12/09	Car.	31	23	12,013	WARD	SUTTER, RUUTU(PP)
30	12/11	Fla.	28	22	14,132	CLEMMENSEN	LEOPOLD, FROLIK-2(PP), MATTHIAS(GW)
31	12/12	Phi.	28	23	15,724	BOUCHER	GIROUX(PP)
32	12/16	Mtl.	27	18	12,178	PRICE	MOEN(SH)
33	12/18	Ott.	22	29	13,728	ELLIOTT	PICARD, RUUTU
34	12/19	@Atl.	42	26	14,616	PAVELEC	HAINSEY, ANTROPOV, KUBINA, KOZLOV(PP)
35	12/21	@Pit.	30	35	17,132	FLEURY(16-4/L)/JOHNSON(14-0)	---
36	12/26	@Wsh.	30	40	18,277	NEUVIRTH	OVECHKIN, BRADLEY(GW), BACKSTROM, GREEN
37	12/28	Atl.	26	26	17,024	HEDBERG	KOVALCHUK, REASONER
38	12/30	Pit.	33	32	17,625	JOHNSON	---
39	12/31	@Chi.	27	36	21,614	HUET	BROUWER(PP), EAGER(GW), LADD, TOEWS, MADDEN
40	01/02	@Min.	26	32	19,155	BACKSTROM	BELANGER, KOIVU(SH), BRUNETTE
41	01/05	Dal.	27	28	14,202	AULD	---
42	01/08	TB^	35	14	15,129	SMITH	DOWNIE(PP), BOCHENSKI(PP), STAMKOS-2(GW)
43	01/09	@Mtl.	28	30	21,273	HALAK	GOMEZ(PP)
44	01/12	@NYR	45	51	18,200	LUNDQVIST	---
45	01/14	@Phx	34	19	9,430		BRYZGALOV LOMBARDI, MUELLER, WINNIK, MICHALEK(PP/GW)
46	01/16	@Col.*	38	28	17,816	ANDERSON	STEWART, GALIARDI(GW), WOLSKI(EN)
47	01/18	@NYI*	20	46	16,250	DIPIETRO	MOULSON-2(GW), STREIT(PP), BAILEY
48	01/20	Fla.	32	22	13,931	VOKOUN	---
49	01/22	Mtl.	32	24	17,625	HALAK	POULIOT, DARCHE(GW), CAMMALLERI
50	01/23	@NYI	28	22	16,250	DIPIETRO	OKPOSO(PP), HILLEN(PP)
51	01/26	@Ott.	24	18	18,107	ELLIOTT	KOVALEV(GW), MICHALEK, SPEZZA
52	01/27	@Buf.	40	31	18,690	MILLER	MAIR, HECHT[GD]
53	01/29	Tor.	31	29	15,536	GUSTAVSSON(19-3)/TOSKALA(12-2/L)	GUNNARSSON, ORR, PONIKAROVSKY, STAJAN
54	01/31	LA	28	22	17,625	QUICK	HANDZUS, SIMMONDS, DOUGHTY(PP/GW)
55	02/02	@Tor.	30	26	19,326	GIGUERE	KULEMIN(GW), KESSEL, BEAUCHEMIN(PP)
56	02/05	Tor.	28	20	15,204	GUSTAVSSON	KABERLE(PP), STEMPNIK(PP), WALLIN
57	02/06	@NYR	42	25	18,200	LUNDQVIST	GABORIK(PP), CALLAHAN(GW), DRURY
58	02/08	@Phi.	30	37	19,678	LEIGHTON	van RIEMSDYK, CARTER, RICHARDS(PP/GW)
59	02/10	Phi.	23	15	5,580		LEIGHTON ASHAM, CARTER, GAGNE(OT)
60	02/12	Nsh.	28	21	17,625	RINNE	O'REILLY(PP), TOOTOO
61	02/13	@Car.	25	31	16,466	PETERS	BOYCHUK, WHITNEY-2(2PP/GW), JOKINEN-2(EN)
62	03/02	@SJ	25	20	17,562	NABOKOV	SETOGUCHI-2(PP), PAVELSKI
63	03/05	@Cgy.	25	25	19,289	KIPRUSOFF	LANGKOW, GLENNCROSS(SH), NYSTROM, STAJAN(GW), MOSS
64	03/07	@Edm.	22	35	16,839	DESLAURIERS	BRULE(GW), POULIOT
65	03/10	NYR	27	19	17,625	LUNDQVIST(17-5/L)/AULD(10-1)	PROSPAL, CHRISTENSEN, PRUST
66	03/12	Pit.	32	35	17,625	FLEURY	CROSBY
67	03/13	@NYI	40	29	15,583	ROLOSON	MEYER, SIM, STREIT(PP/GW), BERGENHEIM(SH)
68	03/15	Bos.	28	36	15,801	THOMAS(12-3/L)/RASK(16-0)	WHEELER, BERGERON
69	03/17	Pit.	19	26	17,625	FLEURY(13-4/L)/JOHNSON(5-0)	KUNITZ, FEDOTENKO
70	03/18	@Tor.	25	26	19,183	GIGUERE	KESSEL, KULEMIN[GD]
71	03/20	StL.	29	20	17,625	CONKLIN	STEEN(GW)
72	03/23	CBJ	30	22	14,202	MASON	VERMETTE, VORACEK, HUSELIUS
73	03/25	NYR	38	31	17,625	LUNDQVIST	DUBINSKY(PP), ANISIMOV, DRURY, CHRISTENSEN[GD]
74	03/27	@Mtl.	26	27	21,273	HALAK	A. KOSTITSYN, PLEKANEC
75	03/28	@Phi.	33	25	19,769	BOUCHER	CARLE, LEINO(GW), TIMONEN(PP), KRAJICEK, GAGNE
76	03/30	Bos.	21	34	16,636	RASK	BERGERON(OT)
77	04/02	Chi.	33	26	17,625	NIEMI	VERSTEEG, TOEWS[GD]
78	04/03	@Car.	29	26	16,073	WARD	---
79	04/06	@Atl.	27	19	12,038	HEDBERG	---
80	04/08	@Fla.	44	18	15,273	CLEMMENSEN	FROLIK, DVORAK, HORTON(GW)
81	04/10	NYI	37	19	17,625	BIRON	MOULSON(PP)
82	04/11	Buf.	34	23	17,625	LALIME	VANEK

* - denotes afternoon game ^ - postponed, completed 01/10/10



NEW JERSEY DEVILS

2009-10 New Jersey Devils GAME-BY-GAME SUMMARIES

Game 1: Sat., Oct. 3; Philadelphia 5 at New Jersey 2

The Devils held a season opener at Newark's Prudential Center for the second straight year. With the loss, the team fell to 17-6-4 in 27 home openers and 1-2-0 at Prudential Center.

With the team trailing 4-0 in the third period, **Brian Rolston** (PP) scored the club's first goal of the year on assists from **Niclas Bergfors** and **Dainius Zubrus**. Bergfors' assist was the first of his NHL career. Following a Flyers' goal, **Jamie Langenbrunner** added a short-handed goal to pull the team to within three once again. Zubrus also added an assist on Langenbrunner's tally for a multi-point evening.

Martin Brodeur (22 saves) took the loss in goal for New Jersey.

Game 2: Mon., Oct. 5; NY Rangers 3 at New Jersey 2

The Devils opened the season with two home games for the first time since 1995-96, as well as two home games vs. divisional opposition for the first time since 1982-83. Despite the loss, New Jersey out shot New York 27-26 overall.

For the Devils, **Rob Niedermayer** opened the scoring early in the first period with his first goal of the season. With the score tied 1-1, **Travis Zajac** (PP) gave the club the lead with his first goal of the campaign. **David Clarkson** assisted on both goals for his first points of 2009-10. **Ilkka Pikkarainen** made his NHL debut for New Jersey, seven years after he was drafted. **Martin Brodeur** (23 saves) was in goal.

Game 3: Thu., Oct. 8; New Jersey 4 at Tampa Bay 3 (SO)

The Devils commenced the road portion of their 2009-10 regular-season schedule. The game opened the club's three-game trip, all vs. Southeast Division opposition. The team improved to 12-12-3 all-time in road-opening matches. Tampa Bay out shot New Jersey 44-34 overall, and the 25 second-period shots New Jersey allowed were its second-most ever (26, Jan. 22, 1986 in 1st per. @ Cgy.).

Zach Parise's (PP) first goal of the season gave the Devils a 1-0 lead, while **Jay Pandolfo** (1) gave the team a 2-1 lead. Trailing 3-2, **Travis Zajac** (2) knotted the score with just one second remaining in regulation. Parise and Zajac each recorded multiple-point games with 1g-1a-2pts overall.

Martin Brodeur (41 saves + 1/1 SO) picked up the win in goal for New Jersey. His 24 saves in the second period were a team/career high.

Game 4: Sat., Oct. 10; New Jersey 3 at Florida 2

The Devils faced the Panthers for the first time this season, marking the second game of their three-game road trip. The contest was the club's second in a stretch of five straight against each member of the Southeast Division. The team improved to 2-2-0 after starting the season 0-2-0. New Jersey out shot Florida 41-21 overall.

The Devils and Panthers alternated the game's five goals, with **Rob Niedermayer** (2), **Travis Zajac** (3/PP), and **David Clarkson** (1/PP/GW) scoring for New Jersey. Zajac added an assist and leads the team in scoring with 3g-2a-5pts overall, while **Brian Rolston** (2a) also recorded a multiple-point game. **Martin Brodeur** (19 saves) picked up the win in goal for New Jersey.

Game 5: Mon., Oct. 12; New Jersey 3 at Washington 2 (SO)

The Devils faced the Capitals for the first time this season, closing-out their three-game road trip 3-0-0. With the win, the club improved to 3-0-0 on the road for the first time since beginning the 1989-90 campaign 4-0-0 through its first four road contests. Now 3-2-0=6pts overall, the team moved above the .500-mark for the first time this season. Washington out shot

New Jersey 33-29 overall.

With the Devils trailing 2-0, **Brian Rolston's** (2) second-period goal and **David Clarkson's** (2) third-period tally knotted the score at 2-2. **Jamie Langenbrunner** scored the game-determining goal as New Jersey improved to 2-0-0 in the shootout. **Martin Brodeur** (31 saves + 2/3 SO) picked up the win in goal.

Game 6: Fri., Oct. 16; Atlanta 4 at New Jersey 2

The Devils returned to Prudential Center to face the Thrashers for the first time this season. The decision snapped the club's three-game winning streak, and dropped its record to 0-3-0 on home ice. Despite the loss, New Jersey out shot Atlanta 30-19 overall.

Travis Zajac (4) and **Zach Parise** (2) scored for the Devils. Zajac continued to lead the team with 4g-2a-6pts through six games, while **Bryce Salvador** recorded his first points of the season with two assists. **Jamie Langenbrunner** also posted a multiple-point game with two assists. **Martin Brodeur** (15 saves) was in goal for New Jersey.

Game 7: Sat., Oct. 17; Carolina 0 at New Jersey 2

The Devils faced the Hurricanes for the first time since the 2009 Eastern Conference Quarterfinals. The team closed-out its first of three sets of back-to-back home games, and first of 19 sets overall. With the win, the club now stands at 16-10-1 in first games and 20-7-0 in second games when playing on consecutive home dates all-time. New Jersey out shot Carolina 29-26 overall to earn its first home win of the season.

For the Devils, goaltender **Martin Brodeur** stopped all 26 shots he faced for his first shutout of the season/102nd overall, one short of tying Terry Sawchuk's NHL record. After two scoreless periods, **Jamie Langenbrunner's** (2/GW) goal 26 seconds into the third gave the club the lead. **Zach Parise's** (3) empty-net tally sealed the victory. **Colin White** appeared in his 600th career NHL contest, all with New Jersey.

Game 8: Thu., Oct. 22; New Jersey 4 at NY Rangers 2

The Devils faced the Rangers for the second time this season (1-1-0), and improved to 4-0-0 on the road in 2009-10. The club's four straight wins to open the season away from home matched its 4-0-0 mark to open the 1989-90 campaign. New Jersey opened the 2003-04 campaign 5-0-3 in its first eight contests away from the Meadowlands.

Goals by **Zach Parise** (4) and **Niclas Bergfors** (1) gave the Devils a 2-0 lead. With the score tied 2-2, **Dainius Zubrus** gave the club the third-period lead. Parise added an empty-net goal later in the period, while assisting on Zubrus' game-winner for his first three-point game of the season. **Martin Brodeur** (29 saves) picked up the win in goal for New Jersey.

Game 9: Sat., Oct. 24; New Jersey 4 at Pittsburgh 1

The Devils faced the Penguins for the first time this season, and improved to 2-2-0 vs. the Atlantic Division. The victory gave the club its second three-game winning streak of the season, as well as a 5-0-0=10pt mark on the road for the first time in its history. The team previously began the 2003-04 campaign undefeated in its first eight (5-0-3) road outings. Pittsburgh out shot New Jersey 33-26 overall.

Goals by **Mark Fraser** (1) in the first period, **Niclas Bergfors** (2/PP/GW) in the second, and **Travis Zajac** (5) in the third gave the Devils a 3-0 lead. Fraser's tally was the first of his career, in his first NHL appearance since February 17, 2007. It also marked the team's first goal by a defenseman this season.

Zach Parise (6) sealed the win for New Jersey.

For the Devils, Bergfors (1g-1a), Zajac (1g-1a), Parise (1g-

2009-10 SEASON IN REVIEW

2009-10 NEW JERSEY DEVILS

GAME-BY-GAME SUMMARIES

1a), and **David Clarkson** (2a) all recorded two-point games. **Martin Brodeur's** (32 saves) bid to tie Terry Sawchuk's career shutout record of 103 was snapped midway through the third period.

Game 10: Wed., Oct. 28; Buffalo 4 at New Jersey 1

The Devils faced the Sabres for the first time this season, and faced a member of the Northeast Division for the first time this year. The loss snapped the club's three-game winning streak, and dropped the club to 0-2-0 in first games when playing on back-to-back dates. Despite the loss, New Jersey out shot Buffalo 32-27 overall.

Trailing 2-0 at the end of the first period, **Andy Greene** (1/PP) scored just under five minutes into the second to cut the deficit to one. The clubs were tied in the third period until Buffalo scored twice more to seal the victory. Greene's tally marked the team's second goal by a defenseman this season and second game in a row (M. Fraser, Oct. 24 at Pit.). **Zach Parise** and **Jamie Langenbrunner** posted assists on the goal. With the assists, Parise (Oct. 16-28, 5g-4a-9pts) and Langenbrunner (Oct. 16-28, 1g-5a-6pts) extended their team season-high point-scoring streaks to five games each.

Martin Brodeur (23 saves) started his tenth consecutive game in goal to begin the season for New Jersey and took the loss.

Game 11: Thu., Oct. 29; New Jersey 2 at Boston 1

The Devils faced the Bruins for the first time this season, marking the club's second consecutive game against a member of the Northeast Division. The win extended the club's franchise-high six-game road-winning streak to open a season, and the team improved to 2-0-0 in second games when playing on back-to-back dates. New Jersey was out shot by Boston 32-31 overall.

The Devils took a 1-0 lead on **David Clarkson's** (3) first-period goal with assists from **Niclas Bergfors** and **Bryce Salvador**. The Bruins tied the game early in the second period and it would remain so late into the third. With just 1:26 remaining in regulation, **Dainius Zubrus** (2/GW) scored to give the Devils the victory. **Zach Parise** and **Jamie Langenbrunner** each posted an assist on Zubrus' goal. With their respective assists, Parise (Oct. 16-29, 5g-5a-10pts) and Langenbrunner (Oct. 16-29, 1g-6a-7pts) extended their team season-high point-scoring streaks to six games each.

Yann Danis (31 saves) started his first 2009-10 contest in goal/first ever game as a Devil and notched the victory.

Game 12: Sat., Oct. 31; New Jersey 2 at Tampa Bay 1 (SO)

The Devils faced the Lightning at St. Pete Times Forum for the second/final time this season in their first matinee of the campaign. With the victory, the club improved to 7-0-0 on the road this season, tied for the second longest stretch to open a season in NHL history (Buf., 10, '06-07). New Jersey out shot Tampa Bay 38-19 overall.

For the Devils, **Jamie Langenbrunner** was unsuccessful in his first career penalty shot attempt (vs. A. Niittymaki) mid-way through the first period. **Travis Zajac's** (6) early second-period tally gave the club a 1-0 lead that stood for more than one period. **Mark Fraser** picked up the lone assist, the first of his career. The team went scoreless in its first three shootout rounds, before **David Clarkson** recorded the game-determining goal in his first career shootout attempt. **Martin Brodeur** (18 saves + 1/1 SO) picked up the win in goal for New Jersey.

Game 13: Wed., Nov. 4; Washington 2 at New Jersey 3

The Devils faced the Capitals for the second time this season (2-0-0), and the first time at Prudential Center. With the victory, the club improved to 2-4-0=4pts on home ice. New Jersey out

shot Washington 32-28 overall, while extending its winning streak to three games, the squad's third such streak this season.

Devils' goaltender **Martin Brodeur** (26 saves) picked up the victory in his 999th career start. Trailing 1-0 after the first period, **Brian Rolston** (3) put the club on the scoreboard early in the second. **Niclas Bergfors** (2 PP/GW) gave the team the lead mid-way through the third, then added the eventual game-winner 3:50 later. **Travis Zajac** assisted on both of Bergfors' goals for his fourth multiple-point game of the season. Rolston's tally was the 304th of his NHL career, including 99 with New Jersey.

Game 14: Fri., Nov. 6; NY Islanders 1 at New Jersey 2

The Devils faced the Islanders for the first time this season and opened up their third set of back-to-back contests. With the victory, the club improved to 3-4-0=6pts on home ice, while extending its winning streak to a season-high four games. The club also notched its first win of the season in initial games of a back-to-back set (1-2-0). New Jersey out shot New York in each period and 31-24 overall.

Trailing 1-0 after the first period, **Cory Murphy** scored early in the second to tie the score. It was his first goal/point as a Devil. **Brian Rolston** (4/GW) put the club ahead for good with a power play tally later in the second. Rolston's marker was the 305th of his NHL career, including 100 with New Jersey. **Ilkka Pikkarainen** assisted on Murphy's goal for his first career NHL point. Devils' goaltender **Yann Danis** (23 saves) made his second start of the season and picked up his second victory.

Game 15: Sat., Nov. 7; New Jersey 3 at Ottawa 2

The Devils faced the Senators for the first time this season and closed out their third set of back-to-back contests. With the victory, the club extended its road-winning streak to start a season to eight games - marking the second longest stretch in NHL history (Buf., 10, '06-07). The club also improved to 3-0-0 in second games of a back-to-back set. New Jersey out shot Ottawa 25-21 overall.

Trailing 2-0 midway through the second period, the Devils scored three unanswered goals—all on the power play—to give the club the victory. **Zach Parise** (7) scored late in the second period to cut the deficit to one, while **David Clarkson** (4) tied the game early in the third. **Andy Greene** (2/GW) supplied the game-winner later in the third. **Jamie Langenbrunner** added two power play assists, giving him 200 assists with New Jersey. The three power play goals (3-6, 50.0%) marked the club's most in a game this season and most since a 6-5 triumph, February 15, 2009 vs. San Jose (3-8, 37.5%).

Martin Brodeur (19 saves) earned the win in goal in his 1,000th career start.

Game 16: Wed., Nov. 11; Anaheim 1 at New Jersey 3

The Devils faced the Ducks for the only time this season and opened up their fourth set of back-to-back contests. With the victory, the club extended its winning streak to a season-high six games while also improving to 2-2-0 in first games of a back-to-back set. Anaheim out shot New Jersey 32-25 overall.

Jamie Langenbrunner (3), appearing in his 900th NHL game, opened the scoring just 38 seconds into the contest, marking the fastest goal scored by a Devil to start a game this season. Anaheim tied the score early in the second period but **David Clarkson** (5/GW) answered to give the club the lead for good. **Zach Parise** (8) added a shorthanded tally with just 13 seconds left in the second to cap the scoring. Langenbrunner and Parise each added an assist for multi-point contests, while **Andy Greene** posted two assists in the triumph.

Martin Brodeur (31 saves) earned the win in goal for New Jersey.



NEW JERSEY DEVILS

2009-10 NEW JERSEY DEVILS

GAME-BY-GAME SUMMARIES

Game 17: Thu., Nov. 12; New Jersey 4 at Pittsburgh 1

The Devils faced the Penguins for the second time this season, winning both contests at Mellon Arena by identical 4-1 scores. With the victory, the club extended its winning streak to an NHL season-high (tie, NYR, Oct. 3-17 & Pit., Oct. 8-23) seven games while moving to 4-0-0 in second games of a back-to-back set. The win also improved its road-winning streak to start a season to nine games. Pittsburgh out shot New Jersey 26-25 overall.

Trailing 1-0 through one period, New Jersey scored four straight goals to earn the victory. At the 13:50 mark of the second, **Niclas Bergfors** (5) tied the game at one apiece. Exactly five minutes later, **Andy Greene** (3/GW) scored on the power play to put New Jersey ahead for good. **Zach Parise** (9) scored early in the third and **David Clarkson** (6/EN) closed out the scoring for the Devils. Bergfors added two assists and Parise earned an assist on the first goal for multi-point outings. **Travis Zajac** posted three assists, the most by a Devil in a game this season. Greene established a franchise record by scoring or assisting on the game-winning goal for the team's fifth straight contest.

Martin Brodeur (25 saves) earned the win in goal for New Jersey.

Game 18: Sat., Nov. 14; Washington 2 at New Jersey 5

The Devils faced the Capitals for the third time this season, including twice at Prudential Center. The victory gave the club a 3-0-0 mark in the season's series, extended its winning streak on home ice to four games, and overall win streak to eight games. The team improved to 6-2-0 when allowing the game's first goal, and 3-2-0 after allowing the first two scores. New Jersey reached the five-goal mark for the first time this season, while the three-goal margin of victory matched the team-season high (Pit., 4-1, twice).

With the Devils trailing 2-0 just 5:02 into the contest, **Colin White** (1) put the squad on the scoreboard midway through the first period. White's tally was the first of five unanswered goals by five different players, including **Jamie Langenbrunner** (4/PP), **Zach Parise** (10/GW), **Matt Halischuk** (1), and **Cory Murphy** (2). Langenbrunner and Murphy added one assist each, while Halischuk's tally was the first of his career, and first point of the season. **Niclas Bergfors** and **Travis Zajac** also recorded multiple-point games with two assists each. With the win, New Jersey improved to 1,000-852-248 overall since moving to the Garden State, including 569 victories by **Martin Brodeur** (27 saves).

Game 19: Mon., Nov. 16; New Jersey 2 at Philadelphia 3

The Devils faced the Flyers for the second time this season, including the first time at Wachovia Center. The decision snapped the club's eight-game winning streak, nine-game road winning stretch to open the season, and 11-game road winning streak overall. The team's streaks are both the longest in the league this season. New Jersey and Philadelphia recorded 35 shots each.

Devils' goaltender **Martin Brodeur** (32 saves) became just the second netminder in NHL history (P. Roy) to reach/surpass the 60,000 minutes mark. Trailing 2-0, **David Clarkson** (7/PP) put the club on the scoreboard late in the second period. With Brodeur pulled for the extra skater, New Jersey pulled to within one on **Zach Parise's** (11) tally at 19:59 of the third. Parise assisted on Clarkson's goal for his team-leading eighth multiple-point effort of 2009-10, while **Patrik Elias** recorded his first points of the campaign with two assists.

Game 20: Thu., Nov. 19; New Jersey 2 at Nashville 3 (SO)

The Devils faced the Predators for the first time this season, the first game of a four-game stretch against clubs outside of the Atlantic Division. Despite its first shootout loss of the season (3-1),

the team's 9-1-1=19pt mark on the road is tops in the league. New Jersey/Nashville recorded 28 shots on goal each.

With two goals, **Zach Parise** tied a Devils' record by extending his goal-scoring streak to six games (7g). Center **Dean McAmmond** posted an assist on Parise's second goal in his debut with the club. He was activated/removed from Injured Reserve earlier in the day. Defenseman **Tyler Eckford** made his NHL debut after being recalled earlier in the week. **Martin Brodeur** (26 saves + 0/2 SO) was in goal for New Jersey.

Game 21: Sat., Nov. 21; New Jersey 3 at Dallas 5

The Devils faced the Stars for the first time this season to close out a three-game road trip. The decision gave the club an 0-2-1 mark on the trip overall. Despite the loss, New Jersey out shot Dallas 34-26 overall.

The Devils took a 1-0 lead on **Brian Rolston's** first of two tallies just 55 seconds into the contest. With the club trailing 3-1 after the first period, power play goals by Rolston in the second and **Travis Zajac** in the third knotted the score at 3-3. **Patrik Elias** and **Jamie Langenbrunner** had two assists each for New Jersey.

For the Devils, defenseman **Matthew Corrente** made his NHL debut and played right wing. **Yann Danis** (20:00, 3 GA/9 shots) and **Martin Brodeur** (L, 37:59, 2 GA/17 shots) shared the goaltending duties for New Jersey.

Game 22: Wed., Nov. 25; Ottawa 1 at New Jersey 3

The Devils faced the Senators for the second time this season (2-0-0), gaining the victory despite being out shot, 25-21, overall. The win snapped a three-game losing streak (0-2-1).

The Devils jumped out to a 1-0 lead on **Niclas Bergfors's** (6) goal at 7:58 of the first period. Ottawa would even the game just under five minutes later and the teams would head into the second period tied. With just 1:26 remaining in the second, **Patrik Elias** scored his first goal of the season to give the club the lead for good. **Jamie Langenbrunner** added an empty-net tally to seal the win and assisted on Elias' marker. **Andy Greene** assisted on the first two Devils' goals, while **Bryce Salvador**, **Zach Parise**, and **Travis Zajac** each added one assist for New Jersey.

Martin Brodeur (24 saves) claimed the win in goal for New Jersey.

Game 23: Fri., Nov. 27; New Jersey 2 at Boston 1 (SO)

The Devils faced the Bruins for the second time this season (2-0-0), while improving to 16-6-1=33pts overall. Now 8-2-1 in November, the club matched its win total, while surpassing its point total from October (8-4-0=16pts). The team improved to 4-1 in the shootout (all on the road), and a league-leading 10-0-0 when leading after two periods. New Jersey out shot Boston 37-33 overall.

Devils' goaltender **Martin Brodeur** (32 saves + 2/3 SO) became the NHL's all-time minutes played leader (60,275), passing P. Roy. **Zach Parise's** (14) second-period tally gave the club a 1-0 lead, while extending his point-scoring streak to a career/team season-high nine games (8g-6a-14pts). He remains the team's leading-scorer with 14g-15a-29pts overall. **Matt Halischuk** and **Bryce Salvador** picked up the assists. Halischuk's helper was his first of the season, while Salvador picked up an assist for the second straight game. In the shootout for New Jersey, **Jamie Langenbrunner** posted his second game-determining goal of the season.

Game 24: Sat., Nov. 28; NY Islanders 1 at New Jersey 6

The Devils met the Islanders for the second time this season (2-0-0), both times at Prudential Center. The decision extended the club's winning streak to three games and winning streak on

2009-10 SEASON IN REVIEW

2009-10 NEW JERSEY DEVILS GAME-BY-GAME SUMMARIES

home ice to a season-high six contests. The team's six goals were its season-high, as was its four third-period tallies. New Jersey also posted a season-high 42 shots on goal to New York's 23.

Trailing 1-0 after the first period, the Devils scored twice in the second: **Mike Mottau** (1) and **Brian Rolston** (7/PP/GW). The club would score four goals over an 8:45 span of the third: **Patrik Elias** (2/PP), **Zach Parise** (15), Rolston (8), and Elias (3). Rolston and Elias posted a team season-high 2g-2a-4pts each. Parise extended his point-scoring stretch to a career/team season-high ten games (9g-6a-15pts). Mottau (1g-1a-2pts) and **Jamie Langenbrunner** (2a) also recorded multiple-point games for New Jersey.

For the Devils, **Martin Brodeur** (22 saves) picked up the win in goal. Right wing **Vladimir Zharkov** made his NHL debut after being recalled from Lowell (AHL) that morning. New Jersey swept its third straight set of back-to-back games.

Game 25: Wed., Dec. 2; Vancouver 5 at New Jersey 2

The Devils met the Canucks for the only time this season, the first time ever at Prudential Center, and the first time on home ice since January 13, 2006. The decision snapped the club's overall three-game winning streak and six-game winning streak at home. The team's five allowed goals matched a season high (twice, last time Nov. 21 at Dal.). New Jersey out shot Vancouver 29-26 overall.

The Devils trailed 3-0 midway through the first period, then pulled to within one on goals by **Niclas Bergfors** (7) and **Travis Zajac** (8). Center **Rob Niedermayer** returned to the team's lineup after missing 11 games due to injury. With Niedermayer activated, center **Tim Sestito** was assigned to Lowell (AHL). **Martin Brodeur** (21 saves) made his fourth straight start for New Jersey.

Game 26: Fri., Dec. 4; Tampa Bay 2 at New Jersey 3

The Devils met the Lightning for the third time this season, and the first time at Prudential Center. The decision gave the club a 3-0-0 mark in the season's series, including two shootout wins. The team improved to 3-6-0 when trailing after two periods. New Jersey's 19 shots on goal were a season-low. Tampa Bay had 24 shots.

With the Devils trailing 1-0 after two periods, **Brian Rolston** (9/PP) evened the score early in the third. Just 3:59 later, **Niclas Bergfors** (8/PP) gave the club a 2-1 lead. **Jamie Langenbrunner** (6) gave New Jersey the victory with just 39 seconds remaining in regulation. Rolston added an assist for his fourth multiple-point game of the season, while Bergfors extended his point-scoring streak to a career-high three games (2g-1a-3pts). **Vladimir Zharkov** recorded his first NHL point with an assist. **Martin Brodeur** (22 saves) picked up the win in goal for New Jersey.

Game 27: Sat., Dec. 5; Detroit 3 at New Jersey 4 (SO)

The Devils met the Red Wings for the only time this season and the first time ever at Prudential Center. The decision gave the club a 4-2-0 mark in first games and a 6-0-0 mark in second games when playing on consecutive dates. In fact, the team has swept each of its last four sets of back-to-back games. Detroit out shot New Jersey 31-26 overall.

The Devils took a 2-0 first period lead on goals by **Jamie Langenbrunner** (7) and **Johnny Oduya** (1). **Rob Niedermayer's** (3) second-period tally gave the club a 3-1 lead. **Patrik Elias** notched the game-determining goal in the fourth round of the shootout. The game marked the return to the New Jersey lineup of Oduya and **Jay Pandolfo**, who missed 15 and 17 games respectively, due to injury. **Martin Brodeur** (28 saves + 2/3 SO) picked up the win in goal.

Game 28: Mon., Dec. 7; New Jersey 3 at Buffalo 0

The Devils tied up their season's series with the Sabres at 1-1-0, with each team winning on the road. With the victory, the club improved to 3-0-0 in its last three contests and 6-1-0 in its last seven. New Jersey out shot Buffalo 37-22 overall.

Devils' goaltender **Martin Brodeur** stopped all 22 shots he faced for his second shutout of the season/103rd of his NHL career, tying Terry Sawchuk's NHL record. **Brian Rolston** (10/GWG), **Travis Zajac** (9), and **Niclas Bergfors** (9/PP) scored the club's goals. With an assist, **Jamie Langenbrunner** recorded a point in his fifth straight game (2g-4-6pts). **Vladimir Zharkov** extended his assist/point scoring streak to three games (3a), marking his first career NHL points. **Zach Parise** posted an assist, while continuing to lead New Jersey with 15g-17a-32pts.

Game 29: Wed., Dec. 9; Carolina 2 at New Jersey 4

The Devils opened their season-high five-game homestand, while improving to 2-0-0 in their season's series with the Hurricanes. The decision improved the club's winning streak to four games, its second longest stretch of the season (8, Oct. 29-Nov. 14). New Jersey out shot Carolina 31-23 overall.

The Devils took a 2-0 lead on goals by **Patrik Elias** and **Andy Greene**. Greene scored again on the power play to record the club's first two-goal game by a defenseman since March 28, 2008 (**J. Oduya**). **Zach Parise** picked up two assists and continues to lead the team with 15g-19a-34pts. **Rob Niedermayer** (SH/ENG) sealed the victory for New Jersey. **Martin Brodeur** (21 saves) posted his league-leading 19th victory.

Game 30: Fri., Dec. 11; Florida 4 at New Jersey 2

The Devils faced the Panthers for the second time this season (1-1-0), and the first time at the Prudential Center. The contest marked the final game in a stretch of six straight (4-2-0) outside the Atlantic Division. The decision snapped the club's four-game winning streak and three-game winning streak on home ice. New Jersey out shot Florida 28-22 overall.

Trailing 3-0 early in the second period, goals by **Brian Rolston** (11) and **Dean McAmmond** (1) put the Devils on the scoreboard. **Jamie Langenbrunner's** assist on Rolston's tally extended his point-scoring streak to a season-high seven games (2g-6a-8pts). McAmmond's goal was his first with New Jersey since signing a two-way contract November 6. **Martin Brodeur** (18 saves) made his ninth straight start and 16th consecutive appearance in goal.

Game 31: Sat., Dec. 12; Philadelphia 1 at New Jersey 4

The Devils faced the Flyers for the third time this season (1-2-0) and snapped a three-game losing streak in the series. The win gave the club a 2-1-0 mark on its season-long five-game homestand. New Jersey out shot Philadelphia 28-23 overall.

For the Devils, **Niclas Bergfors** (10/11) scored twice on the power play, while **Patrik Elias** (5) also scored for a 3-0 first-period lead. Elias' second-period tally (6) sealed the victory. He reached/surpassed the 300-goal mark in his NHL career, becoming just the second player in team history (**J. MacLean**, 347) to accomplish the feat. **Brian Rolston** and **Travis Zajac** posted two assists for multiple-point games. **Martin Brodeur** (22 saves) picked up the win in goal for New Jersey.

Game 32: Wed., Dec. 16; Montreal 1 at New Jersey 2

The Devils faced the Canadiens for the first time this season and extended their winning streak in the series to five games. The win gave the club a 3-1-0 mark on its season-high five-game homestand, and they improved to a league-leading 12-2-1 (.800) in one-goal decisions. New Jersey out shot Montreal 27-18 overall. Both the 18 shots allowed, and the three third-period shots faced (tie, Oct. 31 at TB) were season-lows.



NEW JERSEY DEVILS

2009-10 New Jersey Devils

GAME-BY-GAME SUMMARIES

For the Devils, **Martin Brodeur** (17 saves) tied Patrick Roy's NHL record with his 1,029th NHL appearance. His totals now show 1,016 career starts and 13 relief efforts overall. Trailing 1-0, after the first period, **Ilkka Pikkarainen** put the club on the scoreboard with his first career NHL goal. **Patrik Elias** (7) gave New Jersey the win with his second game-winning tally of the season/68th career.

Game 33: Fri., Dec. 18; Ottawa 2 at New Jersey 4

The Devils faced the Senators for the third time this season (3-0-0) and extended their winning streak in the series to nine games (last loss, Oct. 27, 2007). The club finished with a 4-1-0 mark on its season-high five-game homestand. New Jersey scored at least once in each period despite being out shot 29-22 in the game.

For the Devils, **Martin Brodeur** (27 saves) set a new NHL record with his 1,030th appearance, passing Patrick Roy. His totals now show 1,017 career starts and 13 relief efforts overall. Brodeur added his second assist of the season, both coming in the past three contests.

New Jersey and Ottawa alternated the first five goals of the game, with the Devils heading into the third with a 3-2 lead. **Jamie Langenbrunner** (PP), **Brian Rolston**, and **Jay Pandolfo** (GW) gave the team the advantage, while **Bryce Salvador** added an insurance tally in the third period to close out the scoring. For Salvador, it was his first goal of the season.

Game 34: Sat., Dec. 19; New Jersey 5 at Atlanta 4

The Devils faced the Thrashers for the second time this season (1-1-0), marking the second of just five road games this month. The club extended its winning streak to four games and road winning streak to three. The combined nine goals scored were a team season-high. New Jersey out shot Atlanta 42-26, including a season-high 24 shots in the first period.

For the Devils, four different players scored goals: **Rob Niedermayer** (5), **Brian Rolston** (13), **Dean McAmmond** (2/3), and **Rod Pelley** (1). McAmmond's first tally of the game came with the man advantage, while his second score was the game-winner. Pelley's goal was his first since November 23, 2007, also at Atlanta. **Zach Parise** recorded two assists for his 11th multiple-point game of the season. **Martin Brodeur** (20:00, 3 saves) made his 13th consecutive start/20th straight appearance in goal, while **Yann Danis** (40:00, 19 saves) picked up the win for New Jersey.

Game 35: Mon., Dec. 21; New Jersey 4 at Pittsburgh 0

The Devils faced the Penguins for the third time this season (3-0-0), with all three contests taking place at Mellon Arena. It was New Jersey's final regular-season visit to the Mellon Arena and the club finished with a 45-33-3 mark. The game marked the third of just five road tilts this month, while the win extended the club's winning streak to five games and road-winning streak to four. Pittsburgh out shot New Jersey 35-30 overall.

Martin Brodeur (35 saves) established a new NHL record by posting his 104th career regular-season shutout, surpassing Terry Sawchuk. It was Brodeur's 14th consecutive start/21st straight appearance in goal.

For the Devils, four different players scored goals: **Bryce Salvador** (2/GW), **Niclas Bergfors** (12/PP), **Patrik Elias** (8), and **Mark Fraser** (2). Bergfors' tally was his team-leading eighth power play goal of the season, just one short of the team-rookie record (K. Muller, 9, 1984-85). It was just the second time this season that two defensemen scored in a game for New Jersey (**C. White** & **C. Murphy**, Nov. 14 vs. Wsh.). Elias added an assist for a multi-point outing while **Zach Parise** (3a), **Andy Greene** (2a), and **Dean McAmmond** (2a) also notched multi-point games.

Game 36: Sat., Dec. 26; New Jersey 1 at Washington 4

The Devils faced the Capitals for the fourth/final time (3-1-0), marking the first Eastern Conference team that the club closed-out its season's series against. The decision snapped the club's five-game winning streak, as well as four-game winning streak away from home. New Jersey had not lost on the road since November 21 at Dallas.

With the Devils trailing 2-0, **Rod Pelley** (2) put the club on the scoreboard late in the first period. **Ilkka Pikkarainen** picked up the team's lone assist. **Martin Brodeur** (36 saves) was in goal for New Jersey, marking his 22nd straight appearance.

Game 37: Mon., Dec. 28; Atlanta 2 at New Jersey 3

The Devils improved to 2-1-0 in their season's series against the Thrashers, while extending their winning streak at home to four games. At 14-2-1=29pts (.853) in one-goal decisions, the club owns the league's best record. At 27-9-1=55pts (.743) overall, the team tied Chicago and San Jose for the most points in the NHL. New Jersey/Atlanta each recorded 26 shots on goal.

For the Devils, **Zach Parise's** team-leading 16th goal of the season knotted the score at 1-1 midway through the first period. **Colin White's** (2) tally later that period gave the club a 2-1 lead. Parise's power play goal early in the third period was the eventual game-winning goal. It marked the 30th game winner of his career, tying B. Gionta and S. Richer for the fifth most in team history. **Niclas Bergfors** recorded two assists for his sixth multiple-point game of the season. **Martin Brodeur** (24 saves) picked up his league-leading 24th win in goal for New Jersey.

Game 38: Wed., Dec. 30; Pittsburgh 0 at New Jersey 2

The Devils improved to 4-0-0 in their season's series against the Penguins, including the second consecutive shutout of Pittsburgh (Dec. 21 at Pit.). The victory extended the club's winning streak at home to five games. At 28-9-1=57pts (.750) overall, the team has the most points in the NHL. New Jersey out shot Pittsburgh 33-32 overall.

For the Devils, **Niclas Bergfors** (13/GW) scored just 1:48 into the contest to give the club a 1-0 lead. Neither team scored until (with the Pittsburgh goaltender pulled late in the third period) **Jamie Langenbrunner** added a short-handed tally to ensure the victory.

For Langenbrunner, it was his team-leading second shorthanded goal of the season. **Travis Zajac** and **Andy Greene** assisted on the Bergfors' goal, while **Rob Niedermayer** added an assist on the Langenbrunner marker. **Martin Brodeur** (32 saves) picked up his league-leading 25th win in goal for New Jersey. The blanking was his fourth of the season and extended his NHL record for career shutouts to 105.

Game 39: Thu., Dec. 31; New Jersey 1 at Chicago 5

The Devils faced the Blackhawks for the first time this season while closing out the 2009 calendar year. Despite the loss, the club's 58-25-2=118pt (.694) mark from Jan. 1-Dec. 31 2009 was tops in the league. The decision gave the team consecutive regulation road losses for the first time this season. At 8-1-0=16pts, New Jersey lost the second half of a back-to-back set for the first time in 2009-10.

For the Devils, **Jamie Langenbrunner's** (10) unassisted tally with just 1:33 remaining in regulation snapped the Blackhawks' shutout bid. The goal extended his point-scoring streak to three games (2g-1a-3pts). **Martin Brodeur** (31 saves) made his 25th straight start in goal for New Jersey.

Game 40: Sat., Jan. 2; New Jersey 5 at Minnesota 3

The Devils faced the Wild for the only time this season, closing out a two-game road trip and opening the 2010 calendar year

2009-10 SEASON IN REVIEW

2009-10 NEW JERSEY DEVILS GAME-BY-GAME SUMMARIES

portion of their schedule. With the victory, the club improved to 3-3-1=7pts vs. the Western Conference. Minnesota out shot New Jersey 32-26 overall.

Devils' forward **Jamie Langenbrunner** recorded three goals, including two power-play tallies and an empty-net goal for his first career hat trick. It marked the club's first three-goal game since November 23, 2008 (**D. Zubrus**, 4, at TB). **Dean McAmmond** opened the scoring with his fourth goal of the campaign. **Jay Pandolfo's** third goal of the season midway through the third period stood as the game winner. **Patrik Elias** recorded his sixth multiple-point game of the season with three assists. **Martin Brodeur** (29 saves) picked up the win in goal for New Jersey.

The game marked the return of Devils' Head Coach **Jacques Lemaire**, Assistant Coach **Mario Tremblay**, and left wing **Brian Rolston** to Minnesota.

Game 41: Tue., Jan. 5; Dallas 0 at New Jersey 4

The Devils returned to Prudential Center for their first home game of the 2010 calendar year. The contest also closed out the season's series (1-1-0), while completing the club's stretch of three straight games against the Western Conference (2-1-0). With the victory, the team improved to 4-3-1=9pts vs. the West. Dallas out shot New Jersey 28-27 overall.

Devils' goaltender **Martin Brodeur** stopped all 28 shots he faced, to extend his own NHL record with his 106th career shutout. **Patrik Elias** (2/GW), **Travis Zajac** (PP), and **Zach Parise** scored the club's goals. Zajac added an assist for his eighth multiple-point game of the season, while **Jamie Langenbrunner** recorded two assists for his ninth multi-point effort.

Prior to the game, New Jersey honored its 2000 Stanley Cup Championship. In attendance were **Larry Robinson**, **Viacheslav Fetisov**, **Jacques Caron**, **Claude Lemieux**, **Ken Sutton**, and **Steve Kelly**.

Game 42: Fri., Jan. 8; Tampa Bay 4 at New Jersey 2

The Devils closed out their season's series with the Lightning 3-1-0 including two shootout victories. The game began Fri., Jan. 8, and was suspended with 9:12 remaining in the second period due to a power outage at Prudential Center. It was completed Sunday, January 10. Despite the loss, New Jersey out shot Tampa Bay 35-14 overall. The 14 shots allowed were the team's fewest this season.

With the Devils trailing 3-0 heading into Sunday's continuation, goaltender **Martin Brodeur** (30:41, L, 7 shots/4 saves) was replaced by **Yann Danis** (29:00, 7 shots/6 saves). **Travis Zajac** and **Zach Parise** scored the club's goals. Zajac added an assist, while **Jamie Langenbrunner** recorded two assists for their tenth multiple-point games of the season. The decision snapped New Jersey's six-game winning streak on home ice.

Game 43: Sat., Jan. 9; New Jersey 2 at Montreal 1 (OT)

The Devils and Canadiens met for the second time this season, and the first time at Bell Centre, with New Jersey capturing both contests. Montreal out shot New Jersey 30-28 overall.

Travis Zajac gave the Devils an early 1-0 lead with his 12th goal of the season, as **Zach Parise** and **Jamie Langenbrunner** registered assists. Montreal would go on to tie the contest with a power play tally at 7:38 of the second period. In overtime, Parise scored 2:38 into the extra session to give the Devils the victory. It was his team-leading 20th marker of the season, third game winner, and first overtime goal of 2009-10. Zajac added an assist on Parise's goal to also register a multi-point game.

Martin Brodeur (29 saves) got the start in goal for New Jersey and notched his NHL-leading 28th victory of the season.

Game 44: Tue., Jan. 12; New Jersey 1 at NY Rangers 0 (SO)

The Devils took a 2-1-0 lead in their season's series vs. the Rangers. The 96 combined shots on goal (NJ, 45 & NYR, 51) established a new franchise record (old record, 92, Jan. 22, '86 vs. Cgy.), as well as an NHL record for scoreless ties (as long as shots have been recorded). The contest marked New Jersey's fourth shutout victory after regulation (last time, Dec. 23, '07 at Cgy.), and first-ever in a shootout.

Devils' goaltender **Martin Brodeur** stopped all 51 shots he faced and another three in the shootout for the victory. His 51 saves/shots faced were his most-ever in a shutout (old record, 40, Jan. 28, '99 at Bos.), as well as a personal high (old record, 46/48, Mar. 28, '09 vs. Car.). The contest marked Brodeur's league-leading sixth shutout of the season/107th of his career. **Patrik Elias** scored the game-deciding goal for New Jersey in the fourth round of the shootout.

Game 45: Thu., Jan. 14; New Jersey 3 at Phoenix 4

The Devils faced the Coyotes for the only time this season, marking the third game of their five-game road trip. The decision snapped the club's three-game winning streak away from home. New Jersey out shot Phoenix 34-19 overall, holding the opposition to one second-period shot (last time, 3rd per., Jan. 5, '08 at Bos.).

Trailing 2-0 after the first period, the Devils knotted the scored on goals by **Brian Rolston** (14) and **Travis Zajac** (13). Down 4-2 midway through the third, Rolston added his second goal of the contest for his sixth multiple-point game. **Mike Mottau** assisted on both Rolston goals for his second multi-point effort of the season. **Martin Brodeur** (15 saves) was in goal for New Jersey.

Game 46: Sat., Jan. 16; New Jersey 1 at Colorado 3

The Devils faced the Avalanche for the only time this season, marking the fourth match of their five-game road trip. The loss snapped the team's 3-0-2 mark in the past five games of the season's series (last loss, Feb. 11, '03). The decision gave the club consecutive losses for the first time since a three-game stretch Nov. 16-21 (0-2-1) and consecutive regulation losses for the first time since October 3-5. New Jersey out shot Colorado 38-28 overall.

Trailing 2-0, **Rob Niedermayer** (6) scored the Devils' lone goal, with **Jay Pandolfo** and **Colin White** picking up the assists. **Martin Brodeur** (25 saves + ENG) was in goal, while defenseman **Mike Mottau** appeared in his 200th game with New Jersey.

Game 47: Mon., Jan. 18; New Jersey 0 at NY Islanders 4

The Devils faced the Islanders for the third time this season (2-1-0) and the first time at Nassau Coliseum. With the decision, the club completed its season-high five-game road trip 2-3-0. The contest left the team winless in three straight for the first time since November 16-21 (0-2-1). New York out shot New Jersey 46-20 overall.

Devils' left wing **Zach Parise** led the squad with four shots on goal. **Martin Brodeur** (L, 40:00, 32 shots/28 saves) and **Yann Danis** (19:58, 14 shots/14 saves) shared the goaltending duties for New Jersey.

Game 48: Wed., Jan. 20; Florida 0 at New Jersey 2

The Devils faced the Panthers for the third time this season and improved to 2-1-0 in the season's series. The victory snapped the club's season-high three-game losing streak (also 0-2-1, Nov. 16-21). New Jersey out shot Florida 32-22 overall.

Devils' goaltender **Martin Brodeur** stopped all 22 shots he faced for his seventh shutout of the season/108th of his career. With a goals-against average of 2.14, the team leads the league defensively. **Travis Zajac's** (14) tally with just 1:30 remaining in the second period was the eventual game winner. **Dean**



NEW JERSEY DEVILS

2009-10 NEW JERSEY DEVILS GAME-BY-GAME SUMMARIES

McAmmond (5/SH/EN) sealed the win at the buzzer. **Jamie Langenbrunner** became the 19th player to appear in 500 games with New Jersey.

For the Devils, forwards **Patrick Davis** and **Nick Palmieri** were recalled earlier in the day. Davis made his 2009-10 NHL debut, while Palmieri made his NHL debut and posted one assist. They became the team's 31st/32nd players to appear in a game this season, tying last year's mark. Davis/Palmieri are also the eighth/ninth rookies to appear for New Jersey in 2009-10.

Game 49: Fri., Jan. 22; Montreal 3 at New Jersey 1

The Devils faced the Canadiens for the third time this season, and despite the loss, New Jersey holds a 2-1-0 advantage in the season's series. New Jersey out shot Montreal 32-24 overall, including a 20-10 margin over the final two periods.

Zach Parise scored his team-leading 21st goal of the season at the 5:16 mark of the first period to give the Devils an early 1-0 lead. **Jamie Langenbrunner** and **Mike Mottau** picked up assists on the tally. For Langenbrunner, the helper marked his 29th of the season, tops on the squad.

Devils' goaltender **Martin Brodeur** (21 saves) started his 29th consecutive game in goal. For New Jersey, forward **Ben Walter** made his Devils/2009-10 NHL debut.

Game 50: Sat., Jan. 23; New Jersey 4 at NY Islanders 2

The Devils faced the Islanders for the fourth time this season (3-1-0), snapping a three-game losing streak at Long Island. With the decision, the club improved to 10-1-0 in second games of back-to-back sets. New Jersey out shot New York 28-22 overall.

Jamie Langenbrunner (14), **Zach Parise** (22 & 23/EN), and **Bryce Salvador** (3/GW) scored for the Devils. Langenbrunner added two assists for his 11th multiple-point game of the season. Parise's first tally snapped a trend in which the team was scoreless in its previous 25 power play attempts. Salvador also picked up one assist. **Travis Zajac** recorded three assists for his 11th multi-point effort. **Jay Pandolfo** appeared in his 800th NHL game, all with New Jersey, while **Martin Brodeur** (20 saves) picked up the win in goal.

Game 51: Tue., Jan. 26; New Jersey 0 at Ottawa 3

The Devils closed out their season's series with the Senators, finishing 3-1-0. The decision snapped the club's nine-game winning streak in the series (last loss, Oct. 27, '07). The loss extended a stretch in which the team has alternated wins/losses over its last five matches. Despite the loss, New Jersey out shot Ottawa 24-18.

Jamie Langenbrunner led the Devils with six shots on goal. The game marked the return of **Dainius Zubrus** to the team's lineup. He had missed the previous 30 games due to injury. **Martin Brodeur** (L, 40:00, 12 shots/9 saves) and **Yann Danis** (19:52, 6 shots/saves) shared the goaltending duties for New Jersey. For Brodeur, the game marked his 30th consecutive start.

Game 52: Wed., Jan. 27; New Jersey 1 at Buffalo 2 (SO)

The Devils faced the Sabres for the third time (1-1-1), including the second/final time at HSBC Arena. The decision gave the club a 1-1-1 mark on its three-game road trip and a 6-2 record in shootouts. New Jersey out shot Buffalo 40-31 overall.

With the Devils trailing 1-0, **Brian Rolston's** (16) second-period tally marked the club's only score. With 16 goals, he surpassed his total of 2008-09. **Johnny Oduya** recorded the only assist. For New Jersey, **Martin Brodeur** (30 saves + 1/3 SO) made his 31st straight start and 38th consecutive appearance in goal.

Game 53: Fri., Jan. 29; Toronto 4 at New Jersey 5 (OT)

The Devils faced the Maple Leafs for the first time this season and the first of three games over eight days (Feb. 2 at Tor. & Feb.

5 at NJ). The decision was the club's second of the season in overtime (Jan. 9, W 2-1 at Mtl.) and first at Prudential Center. New Jersey out shot Toronto 31-29.

With the Devils trailing 1-0 in the first period, **Zach Parise** (team-leading, 24 & 25) scored twice to give the club the lead heading into the second. **Dainius Zubrus** (3) scored his first goal since his return to the lineup to give the club a 3-1 lead, while **Patrick Davis** scored his first career NHL marker to put the club ahead 4-2. Toronto scored twice within the last 5:01 of regulation to send the game into the extra session. With just 46 seconds left in overtime, **Travis Zajac** (15/PP) scored his first career OT goal to pull out the victory. Parise (2g-2a-4pts), Zajac (1g-3a-4pts), and Zubrus (1g-2a-3pts) all posted multi-point games.

For New Jersey, **Martin Brodeur** (25 saves) picked up the win in his 32nd straight start, tying the third longest stretch in his career (Dec. 16, '06-Feb. 24, '07), and 39th consecutive appearance in goal.

Game 54: Sun., Jan. 31; Los Angeles 3 at New Jersey 2

The Devils faced the Kings for the only time this season, closing out a two-game homestand. The decision marked the first time this season the club lost after carrying a lead into the second (17-1-0) and third (24-1-0) periods. New Jersey out shot Los Angeles 28-22 overall.

Johnny Oduya gave the Devils an early 1-0 lead with his second goal of the season. **Travis Zajac** (16) expanded the lead 5:54 into the second. **Zach Parise** posted two assists to mark his team-leading 17th multiple-point game.

Martin Brodeur (19 saves) was in goal for New Jersey. He became just the second netminder in history to appear in 15-or-more games in consecutive months, joining Terry Sawchuk (Dec./Jan. '54-'55).

Game 55: Tue., Feb. 2; New Jersey 0 at Toronto 3

The Devils faced the Maple Leafs for the second time over a five-day span, and the second of three meetings over an eight-day span. The contest opened a home-and-home set between the two teams, and the club is now 32-41-9 all-time in first games of home-and-home sets. New Jersey out shot Toronto 30-26 overall.

Dainius Zubrus led the Devils with five shots on goal. **Yann Danis** (23 saves) was in goal, marking his first appearance since January 26 at Ottawa, and first start since November 6 vs. NY Islanders. The decision marked his first loss of the season/with New Jersey.

Game 56: Fri., Feb. 5; Toronto 3 at New Jersey 4

The Devils faced the Maple Leafs for the third time over an eight-day span, and improved to 2-1-0 in the season's series. The contest closed a home-and-home set between the two teams (Feb. 2 at Tor., 3-0 L), and the club is now 40-33-10 all-time in second games of home-and-home sets. New Jersey out shot Toronto 28-20 overall.

Dainius Zubrus (4) opened the scoring for New Jersey at 13:20 of the first period. Toronto would score three straight to take a 3-1 lead late into the third. With under five minutes left in the game, **Dean McAmmond**, (6) **Travis Zajac** (17/PP), and **Jay Pandolfo** (4/GW) scored over a 2:45 time span to pull the game out in regulation. **Ilya Kovalchuk** notched two assists in his Devils' debut while **Anssi Salmela** returned to New Jersey for his first appearance since Feb. 21, 2009, becoming the 17th player to return as a member of the Devils. McAmmond (1g-1a), **Jamie Langenbrunner** (2a), and **Mike Mottau** (2a) also registered multi-point games for New Jersey.

Martin Brodeur (17 saves) returned to goal and got the win.

2009-10 SEASON IN REVIEW

2009-10 NEW JERSEY DEVILS GAME-BY-GAME SUMMARIES

Game 57: Sat., Feb. 6; New Jersey 1 at NY Rangers 3

The Devils faced the Rangers for the fourth time this season (2-2-0), and the third/final time at Madison Square Garden (2-1-0). The loss gave the club an 0-3-1 mark in its last four road decisions. The loss was the team's second (10-2-1) in second games of back-to-back sets. New Jersey out shot New York 42-25 overall.

After a scoreless first period, the Devils allowed three second-period goals for the second straight contest, snapping a 117:55 shutout streak in the season's series. **Dainius Zubrus** (5) scored the club's only goal mid-way through the third period. **Patrik Elias** returned to the team's lineup after missing ten games due to injury, and posted one assist. **Martin Brodeur** (22 saves) was in goal for New Jersey.

Game 58: Mon., Feb. 8; New Jersey 2 at Philadelphia 3

The Devils faced the Flyers for the fourth time this season (1-3-0), and the second time at Wachovia Center (0-2-0). The contest opened a home-and-home set between the two clubs, and the team is now 32-42-9 all-time in first games of home-and-home sets. Philadelphia out shot New Jersey 37-30 overall.

A first-period goal by **Zach Parise** (26/PP) and second-period short-handed tally by **Anssi Salmela** gave the Devils a 2-0 lead. Salmela's goal was his first-ever with the team through 20 games over two seasons. **Martin Brodeur** (34 saves) was in goal for New Jersey.

Game 59: Wed., Feb. 10; Philadelphia 3 at New Jersey 2 (OT)

The Devils faced the Flyers for the fifth time (1-3-1), while opening a two-game homestand and closing a home-and-home set. The club is now 40-33-11 in second games of home-and-home sets all-time. New Jersey out shot Philadelphia 23-15 overall.

The Devils took a 2-0 lead on goals by **Travis Zajac** (18) and **Rob Niedermayer** (7). **Brian Rolston**, **Rod Pelley**, and **Mark Fraser** each registered an assist for New Jersey. Defenseman **Rob Davison** made his 2009-10 NHL debut, and became the 36th player to appear in a game with the club this season. **Martin Brodeur** (12 saves) was in goal for New Jersey.

Game 60: Fri., Feb. 12; Nashville 2 at New Jersey 5

The Devils faced the Predators for the second/final time (1-0-1) this season. The contest ended the club's two-game homestand (1-0-1), while opening their 14th set of back-to-back games (8-6-0). New Jersey out shot Nashville 28-21 overall.

The Devils took a 1-0 advantage on a goal by **Travis Zajac** (19) midway through the first period. The Predators scored late in the first and early in the second to take a 2-1 lead before **Patrik Elias** (11) scored to tie the game through two periods. In the third, **Ilya Kovalchuk** (32/GW) scored his first goal as a member of the Devils, while **Zach Parise** (27/PP) and **Jamie Langenbrunner** (15/EN) added insurance tallies for New Jersey. Parise, Elias, Zajac and Kovalchuk all added one assist apiece, while Langenbrunner had two for multi-point contests. **Martin Brodeur** (19 saves) notched the win in goal for New Jersey. All five Devils' Olympians (other than Brodeur) scored in the contest.

Game 61: Sat., Feb. 13; New Jersey 2 at Carolina 5

The Devils faced the Hurricanes for the third time this season (2-1-0) and the first time at RBC Center. The loss snapped the club's three-game winning streak in the regular-season's series. Carolina out shot New Jersey 31-25 overall.

Trailing 4-0 after two periods, **Zach Parise** (28) put the Devils on the scoreboard at 7:26 of the third. Just 9:36 later, **Brian Rolston** (17/PP) pulled the club to within two. **Martin Brodeur** (L, 43:44, 22 shots/18 saves) and **Yann Danis** (15:11, 8 shots/saves) were in goal for New Jersey. For the second straight contest,

defenseman **Matthew Corrente** saw action at forward.

Game 62: Tues., Mar. 2; New Jersey 4 at San Jose 3

The Devils returned from the Olympic Winter Break and improved to 4-0-0 all-time following Olympic breaks. The victory snapped the club's six-game winless streak on the road. The team improved to 6-6-1=13pts vs. the West and 28-15-2=58pts outside its own division. New Jersey out shot San Jose 25-20 overall.

After a scoreless first period, the Devils took a 4-0 lead on goals by **Dainius Zubrus** (6), **Mark Fraser** (3), and **Ilya Kovalchuk** (33/PP) in the second, and **Travis Zajac** (20/GW) early in the third. Kovalchuk and Zajac added one assist each, while **Zach Parise** assisted on each of their goals. **David Clarkson** returned to the club's lineup after missing 23 games due to injury and posted one assist. **Martin Brodeur** (17 saves) picked up the win in goal for New Jersey.

Game 63: Fri., Mar. 5; New Jersey 3 at Calgary 5

The Devils traveled to Pengrowth Saddledome for the first time since December 23, 2007. The decision gave the club a 1-1-0 mark on its three-game road trip, while extending a stretch in which they have alternated wins/losses over five games. New Jersey/Calgary each recorded 25 shots on goal.

The Devils took a 1-0 first-period lead on **Zach Parise's** 29th goal of the season. Leading 1-0 heading into the second, the club allowed five straight goals. Parise (30/PP) added his second goal of the contest late in the third, while **Ilya Kovalchuk** (34) scored just 1:18 later. Parise became the first player in New Jersey history to record four consecutive 30-goal seasons. **Travis Zajac** appeared in his 300th straight contest and posted two assists to extend his point-scoring streak to six games (3g-6a-9pts).

Defenseman **Martin Skoula**, acquired earlier in the week, did not dress. **Martin Brodeur** (20 saves) was in goal for New Jersey.

Game 64: Sun., Mar. 7; New Jersey 0 at Edmonton 2

The Devils traveled to Rexall Place for the first time since December 21, 2007. The loss snapped the team's 5-0-1 road stretch in the season's series (last loss, 2-1, Oct. 31, '95).

The contest closed out the club's three-game road trip, and marked its last match outside of the Eastern Time Zone. Edmonton out shot New Jersey 35-22 overall.

Devils' left wing **Ilya Kovalchuk** led the squad with five shots on goal. **Martin Brodeur** (33 saves) started his ninth straight game in goal. Recently-acquired defenseman **Martin Skoula** made his New Jersey debut.

Game 65: Wed., Mar. 10; NY Rangers 3 at New Jersey 6

The Devils faced the Rangers for the fifth time and took a 3-2-0 lead in the season's series. The club opened a two-game homestand and three-game stretch against the Atlantic Division. The team's six goals scored matched its season-high (Nov. 28 vs. NYI). New Jersey out shot New York 27-19 overall.

Six different players scored for the Devils: **Rob Niedermayer** (8), **Bryce Salvador** (4), **Zach Parise** (31/PP), **Jamie Langenbrunner** (16/GW), **Brian Rolston** (18), and **Travis Zajac** (21). With the exception of Salvador, all goal-scorers added one assist each for multiple-point games. **Andy Greene**, **Mike Mottau**, and **Dainius Zubrus** posted two assists each. **Martin Brodeur** (16 saves) picked up the win in goal for New Jersey.

Game 66: Fri., Mar. 12; Pittsburgh 1 at New Jersey 3

The Devils faced the Penguins for the fifth time this season (5-0-0) and the first time since December 30. The club completed a two-game homestand (2-0) and continued a three-game stretch against the Atlantic Division (2-0). Pittsburgh out shot New Jersey 35-32 overall.



NEW JERSEY DEVILS

2009-10 New Jersey Devils

GAME-BY-GAME SUMMARIES

Patrik Elias (12) opened the scoring for New Jersey just 1:43 into the contest, but Pittsburgh tied it up 42 seconds later. With the score tied at one in the second period, **Ilya Kovalchuk** was unsuccessful on his second career penalty shot at the 18:11 mark. Early in the third, **Andy Greene** (6/GW) had a tally at 2:06 to give the Devils a 2-1 lead. Kovalchuk (35) later added an insurance marker for the Devils to seal the victory. Kovalchuk added two assists, while Greene added one for multi-point contests. **Martin Brodeur** (34 saves) picked up the win in goal for New Jersey.

Game 67: Sat., Mar. 13; New Jersey 2 at NY Islanders 4

The Devils faced the Islanders for the fifth time this season (3-2-0), including the third/final time at Nassau Coliseum. The decision snapped the club's first two-game winning streak since January 9-12, while denying its chance at three straight victories for the first time since a five-game stretch December 12-21. New Jersey out shot New York 40-29 overall.

The Devils took a 1-0 lead on **Mike Mottau's** second goal of the season just 2:52 into the contest. The club allowed three unanswered goals before **Ilya Kovalchuk's** 36th tally of 2009-10 early in the third period. **Dean McAmmond** assisted on both goals for his fourth multiple-point game of the season. **Yann Danis** (25 saves) made his first start for New Jersey since February 2.

Game 68: Mon., Mar. 15; Boston 2 at New Jersey 3

The Devils improved to 3-0-0 in the season's series, outscoring the Bruins, 7-4 collectively. Each of the three games of the series were decided by one goal, including one shootout victory. With the win, New Jersey improved to 41-24-3=85pts, its 18th consecutive .500-or-better season.

The Devils took a 3-0 lead on goals by **Rob Niedermayer** (9), **David Clarkson** (8), and **Zach Parise** (32/GW) over an 8:10 span of the first period. Clarkson's goal was his first since returning to the team's lineup March 2. He added one assist and was named the game's no. 1 star. Recently-acquired **Martin Skoula** recorded his first assist/point with New Jersey. **Martin Brodeur** (34 saves) picked up the win in goal, and recorded his 34th career assist.

Game 69: Wed., Mar. 17; Pittsburgh 2 at New Jersey 5

The Devils faced the Penguins for the sixth and final time this season with New Jersey winning all six contests and outscoring Pittsburgh 22-5 over the course of the series. Pittsburgh out shot New Jersey 26-19 in the game.

Trailing 1-0 in the first period, **Dainius Zubrus** (7) and **Paul Martin** (1) scored to give the club a 2-1 lead. For Martin, it was his first goal of the season in his return to the lineup after missing 59 games due to injury. In the second, **Patrik Elias** (13/SH/GW) and **Zach Parise** (33) extended the club's lead to 4-1. **Rob Niedermayer** (10) added an empty net goal in the third to close out the scoring for New Jersey. Parise and Elias each added an assist for multi-point contests. **Martin Brodeur** (24 saves) picked up the win in goal for New Jersey.

New Jersey wore its original red, white and green uniforms for the first time since the 1991-92 season.

Game 70: Thu., Mar. 18; New Jersey 1 at Toronto 2 (SO)

The Devils faced the Maple Leafs for the fourth/final time this season (2-1-1=5pts). At 0-3-1=1pt, the decision extended the club's road winless streak to four games. Toronto out shot New Jersey 26-25 overall.

Toronto-born **David Clarkson's** (9) goal late in the second period knotted the score at 1-1. **Pierre-Luc Letourneau-Leblond** and **Andy Greene** picked up the assists. Letourneau-Leblond's assist marked his first point of the season, while Greene continued to lead the club's defensemen with 6g-25a-31pts overall. **Yann Danis** (25 saves + 0/3 SO) was in goal for New Jersey, starting

both games at Air Canada Centre.

Game 71: Sat., Mar. 20; St. Louis 1 at New Jersey 0

The Devils faced the Blues for the first time ever at Prudential Center, and the first time on home ice since January 10, 2007. The loss snapped the club's 6-0-1=13pts stretch at home. The team was shutout for the first time since March 7, and the sixth time overall. Despite the loss, New Jersey out shot St. Louis 29-20 overall.

Devils' left wing **Zach Parise** led the team with six shots on goal to pass the 300-shot mark for the second straight season. Left wing **Brian Rolston** returned to the club's lineup after missing the previous game with a lower body injury. **Martin Brodeur** (19 saves) was in goal for New Jersey.

Game 72: Tue., Mar. 23; Columbus 3 at New Jersey 6

The Devils faced the Blue Jackets for the first time since January 16, 2009, the first time in New Jersey since October 28, 2006, and the first time ever at Prudential Center. Prior to the contest, Columbus was the only NHL team not to visit Newark, NJ.

The Devils matched their season high of six goals (Mar. 10 vs. NYR & Nov. 28 vs. NYI), as well as three goals with the man advantage (Nov. 7 at Ott.). The three power play tallies snapped a stretch in which the club was scoreless in each of its 18 previous attempts since March 10. New Jersey out shot Columbus 30-22 overall.

The Devils never trailed in the contest, and led 2-0 and 5-1. **Zach Parise** (2/1PP), **Paul Martin** (PP), **Ilya Kovalchuk** (PP), and **Travis Zajac** (2/GW) scored the club's goals. Kovalchuk (1g-3a-4pts), Parise (2g-1a-3pts), **Patrik Elias** (3a), Zajac (2g), Martin (1g-1a-2pts), **Jamie Langenbrunner** (2a), and **Mike Mottau** (2a) all recorded multiple-point games for New Jersey.

For the Devils, **Martin Brodeur** (19 saves) picked up the victory in goal, reaching the 40-win mark for an NHL-record eighth time.

Game 73: Thu., Mar. 25; NY Rangers 4 at New Jersey 3 (SO)

The Devils closed out their season's series with the Rangers with each team posting a 3-2-1 record overall. The match marked New Jersey's only Thursday home game this season.

The Devils took an early 1-0 lead when **Ilya Kovalchuk** (38) scored 5:21 into the contest. The teams would alternate the six goals scored throughout the contest. **Patrik Elias** (14) gave the club a 2-1 lead and **Jamie Langenbrunner** (17) put the club ahead, 3-2.

Elias added an assist to register his franchise-leading 191st multiple-point game. The Rangers scored with just 17 seconds remaining to send the game into the extra session and subsequently scored the only goal in the shootout. New Jersey out shot New York 38-31 overall.

For the Devils, **Martin Brodeur** (28 saves & 0/1 SO) took the loss in goal.

Game 74: Sat., Mar. 27; New Jersey 4 at Montreal 2

The Devils closed out their season's series with the Canadiens, winning the series with a 3-1-0 record overall. With the victory, the club clinched a playoff berth for the 13th consecutive season.

The Devils took a 2-0 lead on goals by **Patrik Elias** (15/PP) midway through the first period and **Jamie Langenbrunner** (18/PP) early in the second. New Jersey took a 3-1 advantage on a goal by **Dainius Zubrus** (8/GW) late in the second period. **Brian Rolston** (19) added an empty-net tally with ten seconds remaining to close out the scoring. New Jersey was out shot by Montreal 27-26 overall.

For the Devils, **Martin Brodeur** (25 saves) secured the win in the goal, his league-leading 41st of the season.

2009-10 SEASON IN REVIEW

2009-10 NEW JERSEY DEVILS GAME-BY-GAME SUMMARIES

Game 75: Sun., Mar. 28; New Jersey 1 at Philadelphia 5

The Devils closed out their season's series with the Flyers, posting a 1-4-1 record overall.

New Jersey gave up two goals in each of the first two periods, before **Ilya Kovalchuk** broke the shutout bid with his 39th goal of the season midway through the third. **Brian Rolston** and **Andy Greene** assisted on the tally. For Kovalchuk, it marked the fourth straight game he registered a point and for Rolston, his third straight. Greene continues to lead all Devils' defensemen in scoring with 6g-28a-34pts. **Zach Parise** appeared in his 400th career NHL game for New Jersey. New Jersey out shot Philadelphia 33-25 overall.

For the Devils, **Martin Brodeur** (L, 40:00, 4GA/19 shots) was replaced by **Yann Danis** (20:00, 1GA/6 shots) at the start of the third period.

Game 76: Tue., Mar. 30; Boston 1 at New Jersey 0 (OT)

The Devils closed out their season's series with the Bruins 3-0-1=7pts overall. Each of the club's four games in the series was decided by one goal, including one shootout win and one overtime loss. The contest was the tenth in team history tied 0-0 after three periods, including two 0-0 ties, three overtime wins, one shootout victory, and four losses. Boston out shot New Jersey 34-21 overall.

Jamie Langenbrunner and **David Clarkson** led the Devils with three shots each. **Martin Brodeur** (33 saves) was in goal for New Jersey.

Game 77: Fri., Apr. 2; Chicago 2 at New Jersey 1 (SO)

The Devils closed out their season's series with the Blackhawks 0-1-1=1pt overall, and faced a Western Conference squad for the last time this regular season (7-9-2). The loss halted a stretch in which they were undefeated in the series on home ice for eight straight games (7-0-1, previous loss, Dec. 30, '97). New Jersey out shot Chicago 33-26 overall.

Ilya Kovalchuk staked the Devils to a 1-0 lead in the first period with his 40th goal of the season, his sixth straight with 40-plus goals. **Patrik Elias** and **Vladimir Zharkov** picked up the assists. Chicago tied the game with the goaltender pulled and just 26 seconds left in the third period to force overtime. In the shootout, New Jersey did not score on any of its three chances while Chicago converted its first opportunity for the victory.

For the first time in Devils' history, there were no penalties in the game (last time in the NHL, Bos. 3 at Tor. 0, Mar. 28, '01). **Martin Brodeur** (33 saves + 1/2 SO) took the defeat in goal for New Jersey.

Game 78: Sat., Apr. 3; New Jersey 4 at Carolina 0

The Devils closed out their season's series with the Hurricanes 3-1-0=6pts overall, outscoring their opponent 12-7, while holding a 114-106 edge in shots. With the win, the club improved to 11-5-2 in second games when playing on consecutive dates. New Jersey out shot Carolina 29-26 overall.

For the Devils, **Martin Brodeur** stopped all 26 shots he faced for his league-leading 42nd win of the season/eighth shutout (I. Bryzgalov, Phx., also w/8 ShO). It marked the 109th shutout and 599th victory of his NHL career.

Four different players scored the team's goals: **Dainius Zubrus** (9/PP), **Patrik Elias** (16), **Zach Parise** (36), and **David Clarkson** (10/EN). Zubrus, playing in his 900th career game, added an assist to reach/surpass the 100-point mark with New Jersey. Elias, Parise, and Clarkson also added one assist each for their 12th, 24th, and fifth multiple-point games of the

season, respectively. **Ilya Kovalchuk** posted two assists to reach/surpass the 300-assist mark in his career.

Game 79: Tue., Apr. 6; New Jersey 3 at Atlanta 0

The Devils closed out their season's series with the Thrashers 3-1-0=6pts overall, outscoring their opponent 13-10, while holding a 125-90 edge in shots. The decision gave the club consecutive wins for the first time since March 15-17, and consecutive road wins for the first time since January 9-12. With the victory, New Jersey is assured of home-ice advantage in the first round of the 2010 Stanley Cup Playoffs.

For the Devils, left wing **Ilya Kovalchuk** made his first visit to Atlanta since being acquired February 4. **Dean McAmmond** (7/GW), **Zach Parise** (37), and **Travis Zajac** (24) scored the club's goals. **Dainius Zubrus** recorded two assists for his fifth multiple-point game of the season. New Jersey's **Martin Brodeur** stopped all 19 shots he faced for his league-leading 43rd win/ninth shutout of the season. He recorded back-to-back shutouts for the seventh time in his NHL career (first time since Oct. 26-28, '06).

Game 80: Thu., Apr. 8; New Jersey 2 at Florida 3

The Devils closed out their season's series with the Panthers 2-2-0=4pts overall, holding a 145-83 edge in shots with both teams scoring nine goals. The decision gave the club a 2-1-0=4pt mark on its three-game road trip. New Jersey completed the road portion of its 2009-10 schedule 21-17-3=45pts (.549).

After a scoreless first period, the Devils took a 1-0 lead early in the second as **Patrik Elias** notched his 17th goal of the season.

Trailing 3-1 in the third, **David Clarkson** (11) pulled the club to within one. **Martin Brodeur** (15 saves) was in goal for New Jersey.

Game 81: Sat., Apr. 10; NY Islanders 1 at New Jersey 7

The Devils closed out their season's series with the Islanders 4-2-0=8pts overall, outscoring New York 21-13, while holding a 197-163 edge in shots. With the victory (and Pit.'s loss @ Atl.), the club clinched the Atlantic Division title for the ninth time. The team improved to 12-6-1 in first games of back-to-back sets. New Jersey's seven goals scored were a season-high.

The Devils took a 3-0 first-period lead on goals by **Dainius Zubrus** (10), **Zach Parise** (38/GW), and **Dean McAmmond** (8). **Patrik Elias** (18/PP) and **Brian Rolston** (20/PP) gave the club a 5-0 lead after two. New Jersey scored twice in the third: **Ilya Kovalchuk** (41) and Elias (19).

For the Devils, Kovalchuk (1g-2a), Parise (1g-2a), **Travis Zajac** (3a), Elias (2g), **Andy Greene** (2a), and **Paul Martin** (2a) all recorded multiple-point games. **Martin Brodeur** (18 saves) picked up the win in goal for New Jersey. His shutout bid was snapped with 6:50 remaining in the contest.

Game 82: Sun., Apr. 11; Buffalo 1 at New Jersey 2

The Devils closed out their season's series with the Sabres 2-2-0, outshooting their opponent 143-103 and each team scoring seven goals. The club closed out its regular-season schedule as the no. 2 seed in the Eastern Conference. New Jersey was 48-27-7=103pts overall.

Trailing 1-0, **Travis Zajac** (25) put the Devils on the scoreboard early in the second period. With the no. 2 seed at stake, the Sabres pulled the goaltender for an extra skater and **Jamie Langenbrunner** (PP) scored into an empty net. **Martin Brodeur** (22 saves) was in goal for New Jersey, and earned the Jennings Trophy for fewest team goals allowed for the fifth time.



NEW JERSEY DEVILS

EASTERN CONFERENCE

DAY-BY-DAY STANDINGS

OCT	1ST	2ND	3RD	4TH	5TH	6TH	7TH	8TH
1	WC2	MC2	-	TM1	12W/0	-	-	-
2	WC2	MC2	PF2	PP2	FP2	TM1	9W/0	-
3	WC4	MC4	PF4	PP4	AT2	BB2	NR2	FP2
4	WC4	MC4	PF4	PP4	AT2	BB2	NR2	FP2
5	WC4	MC4	PF4	PP4	NR4	AT2	BB2	FP2
6	PF6	WC5	MC4	PP4	NR4	AT2	BB2	FP2
7	PF6	WC5	MC4	NR4	PP4	AT2	BB2	FP2
8	PP6	WC5	OS4	PF6	NR6	AT4	MC4	BS3
9	PP6	WC5	OS4	PF6	NR6	AT4	MC4	CH4
10	PP8	OS6	WC5	PF7	NR6	BS5	AT4	BB4
11	PP8	OS6	WC5	NR8	PF7	BS5	AT4	BB4
12	NR10	OS6	TL6	PP10	PF7	ND6	WC6	BS5
13	NR10	BS7	TL6	PP10	PF7	ND6	OS6	WC6
14	NR12	BS7	TL6	PP12	PF7	ND6	OS6	WC6
15	NR12	OS8	WC8	PP12	BS7	PF7	ND6	TL6
16	NR12	BS9	WC8	PP12	OS8	PF7	AT6	BB6
17	NR14	OS10	WC10	PP14	BS9	AT8	ND8	PF7
18	NR14	OS10	WC10	PP14	BS9	AT8	ND8	PF7
19	PP14	OS10	WC10	NR14	BS9	AT8	ND8	PF7
20	PP16	OS10	WC10	NR14	BS9	AT9	ND8	PF7
21	PP16	BS11	WC10	NR14	OS10	AT9	ND8	BB8
22	PP16	WC12	BS11	NR14	OS11	ND10	AT9	PF9
23	PP18	WC12	BS11	NR14	OS11	ND10	AT9	PF9
24	PP18	WC14	BS13	NR15	ND12	OS12	PF11	BB11
25	PP18	WC14	BS13	NR15	ND12	OS12	PF11	BB11
26	PP18	WC14	BS13	NR17	ND12	OS12	MC12	PF11
27	PP18	WC16	BS13	NR17	ND12	OS12	MC12	PF11
28	PP20	WC16	BS15	NR17	OS14	ND12	MC12	PF11
29	PP20	WC18	BS15	NR17	ND14	OS14	MC12	PF11
30	PP22	WC19	BS17	NR17	ND14	OS14	MC12	PF11
31	PP22	WC19	BS17	NR17	ND16	OS14	MC14	PF13

NOV	1ST	2ND	3RD	4TH	5TH	6TH	7TH	8TH
1	PP22	WC20	BS17	NR19	ND16	OS14	MC14	PF13
2	PP22	WC20	BS17	NR19	ND16	PF15	NI15	OS14
3	PP24	WC20	BS17	NR19	ND16	PF15	NI15	OS14
4	PP24	WC20	BS19	NR19	ND18	PF15	NI15	OS14
5	PP24	WC20	BS19	NR21	ND18	OS16	MC16	PF15
6	PP24	WC22	BS19	NR21	ND20	PF17	OS16	MC16
7	PP24	WC24	BS19	ND22	NR21	PF19	TL17	NI17
8	PP24	WC24	BS19	ND22	NR21	PF19	TL17	NI17
9	PP24	WC24	BS19	ND22	NR21	PF19	TL17	NI17
10	WC24	PP24	BS19	ND22	NR21	PF19	OS18	BB18
11	WC26	ND24	BS21	PP24	NR21	PF19	OS18	BB18
12	ND26	WC26	BS21	PP24	PF21	NR21	TL19	BB19
13	WC28	ND26	BS23	PP24	PF21	NR21	NI20	AT19
14	ND28	WC28	BS25	PP26	NR23	PF21	NI21	TB20
15	ND28	WC28	BS25	PP26	NR23	PF21	AT21	NI21
16	ND28	WC28	BS25	PP28	PF23	NR23	NI23	TL22
17	WC30	ND28	BS25	PP28	PF23	NR23	NI23	TL22
18	WC30	ND28	BS25	PP28	PF25	NR23	NI23	TL22
19	WC30	ND29	BS25	PP28	PF25	OS23	TL23	NR23
20	WC30	ND29	BS26	PP28	PF25	BB24	OS23	TL23
21	WC31	PP30	BS26	ND29	PF25	OS25	BB24	TL23
22	WC31	PP30	BS26	ND29	PF25	OS25	TL25	BB24
23	PP32	WC32	OS27	ND29	BS26	BB26	PF25	TL25
24	PP32	WC32	OS27	ND29	BS26	BB26	PF25	TL25
25	PP34	WC34	BB28	ND31	PF27	OS27	NR27	BS26
26	PP34	WC34	OS29	ND31	BB28	PF27	NR27	BS26
27	WC34	PP34	OS29	ND33	BB29	BS28	AT27	PF27
28	WC36	PP36	BB31	ND35	BS30	OS30	AT29	TL28
29	WC36	PP36	BB31	ND35	BS30	OS30	AT29	TL28
30	WC38	PP38	BS32	ND35	AT31	BB31	OS30	TL28

DEC	1ST	2ND	3RD	4TH	5TH	6TH	7TH	8TH
1	WC38	PP38	BS32	ND35	AT31	BB31	OS30	TL28
2	WC38	PP38	BB33	ND35	BS32	AT31	OS30	TL28
3	WC40	PP40	BS34	ND35	BB33	AT31	OS30	NI29
4	WC40	PP40	BS34	ND37	BB33	AT31	OS30	NI29
5	WC42	PP41	BB35	ND39	BS34	AT33	OS30	TL30
6	WC42	PP41	BB35	ND39	BS34	AT33	OS32	TL30
7	WC44	ND41	BB35	PP41	BS34	AT33	OS32	TL30
8	WC44	ND41	BB35	PP41	BS34	AT33	OS32	MC32
9	WC44	ND43	BS36	PP41	BB35	AT33	OS32	MC32
10	WC44	ND43	BB37	PP43	BS36	OS34	AT33	MC32
11	WC46	ND43	BS38	PP43	BB37	OS34	AT33	MC32
12	WC46	ND45	BS40	PP45	BB38	OS36	AT35	MC33
13	WC46	ND45	BS40	PP45	BB38	OS36	AT35	MC33
14	WC46	ND45	BS42	PP45	BB38	AT37	OS36	MC33
15	WC48	PP47	BS42	ND45	BB38	AT37	OS36	MC33
16	WC48	ND47	BS42	PP47	BB38	OS38	AT37	FP35
17	PP49	WC48	BS42	ND47	AT39	BB38	OS38	FP35
18	ND49	WC48	BS44	PP49	AT39	BB39	OS38	FP37
19	ND51	WC50	BS45	PP51	OS40	AT39	BB39	FP37
20	ND51	WC50	BS45	PP51	OS40	AT39	BB39	FP37
21	ND53	WC50	BS47	PP51	BB41	AT40	OS40	FP39
22	ND53	WC50	BS47	PP51	BB41	AT40	OS40	FP39
23	ND53	WC52	BS47	PP53	BB43	AT40	OS40	NR39
24	H	O	L	I	D	A	Y	
25		B	R	E	A	K		
26	WC54	ND53	BS48	PP53	BB43	OS42	MC41	AT40
27	WC54	ND53	BS50	PP53	BB45	OS42	MC41	AT40
28	ND55	WC54	BS50	PP53	BB45	OS44	MC41	AT40
29	ND55	WC54	BS52	PP53	BB45	OS44	MC41	AT40
30	ND57	WC54	BS52	PP53	BB47	OS44	MC43	PF40
31	ND57	WC54	BS52	PP53	BB47	OS46	MC45	NR42

JAN	1ST	2ND	3RD	4TH	5TH	6TH	7TH	8TH
1	ND57	BS54	WC54	PP53	BB49	OS46	MC45	NR42
2	ND59	BS54	WC54	PP53	BB49	OS46	MC45	NR43
3	ND59	BS56	WC54	PP53	BB49	OS48	MC45	NR43
4	ND59	BS56	WC54	PP53	BB49	OS48	NR45	MC45
5	ND61	BS56	WC56	PP55	BB51	OS48	NR45	MC45
6	ND61	BS58	WC56	PP55	BB51	OS48	NR47	MC45
7	ND61	BS58	WC58	PP55	BB51	OS48	NR48	MC47
8	ND61	BS60	WC58	PP55	BB51	OS48	NR48	MC47
9	ND63	BS61	WC60	PP57	BB51	NR50	OS48	MC48
10	ND63	BS61	WC60	PP57	BB51	NR50	OS48	MC48
11	ND63	BS61	WC60	PP57	BB51	NR50	OS48	MC48
12	ND65	BS61	WC60	PP57	BB51	NR51	PF49	OS48
13	ND65	WC62	BS61	PP59	BB51	NR51	PF49	OS48
14	ND65	BS63	WC62	PP61	BB53	NR51	OS50	MC50
15	ND65	WC64	BS63	PP61	BB53	NR51	OS50	MC50
16	ND65	BS64	WC64	PP61	BB54	OS52	NR51	NI50
17	WC66	ND65	BS64	PP61	BB54	NR53	OS52	NI50
18	BS66	WC66	ND65	PP61	BB54	OS54	NR53	NI52
19	WC68	BS66	ND65	PP63	OS56	NR55	BB54	NI52
20	WC68	ND67	BS66	PP63	OS56	NR55	BB54	NI52
21	WC70	ND67	BS67	PP63	OS58	NR55	BB54	NI54
22	WC70	ND67	BS67	PP63	OS58	NR55	BB54	NI54
23	WC72	ND69	BS67	PP63	OS60	PF55	NR55	MC55
24	WC72	ND69	BS67	PP63	OS60	PF55	NR55	MC55
25	WC72	ND69	BS67	PP67	OS60	PF55	MC55	NR55
26	WC74	ND69	BS67	PP67	OS62	PF55	NR55	FP55
27	WC76	ND70	BS69	PP67	OS62	PF55	FP55	NR55
28	WC76	ND70	BS69	PP67	OS64	AT56	PF55	FP55
29	WC78	ND72	BS71	PP67	OS64	AT56	PF55	TB55
30	WC78	ND72	BS71	PP67	OS66	PF57	AT56	MC56

Legend: ND=Devils, AT=Atlanta, BB=Boston, BS=Buffalo, CH=Carolina, FP=Florida, MC=Montreal, NI=NY Islanders, NR=NY Rangers, OS=Ottawa, PF=Philadelphia, PP=Pittsburgh, TL=Tampa Bay, TM=Toronto, WC=Washington. Standings reflect points after games of date played; 1st, 2nd & 3rd = 1st place teams in Northeast, Atlantic & Southeast Divisions.

2009-10 SEASON IN REVIEW

EASTERN CONFERENCE DAY-BY-DAY STANDINGS

JAN	1ST	2ND	3RD	4TH	5TH	6TH	7TH	8TH
31	WC80	ND72	BS71	PP69	OS66	PF57	FP57	NR57

FEB	1ST	2ND	3RD	4TH	5TH	6TH	7TH	8TH
1	WC80	ND72	BS71	PP71	OS66	PF59	NR57	FP57
2	WC82	ND72	BS71	PP71	OS66	PF59	MC58	TL57
3	WC82	ND72	BS71	PP71	OS68	PF59	MC58	TL57
4	WC84	ND72	BS71	PP71	OS70	MC60	PF59	TL59
5	WC86	ND74	BS71	PP71	OS70	MC60	PF59	TL59
6	WC86	ND74	BS71	PP71	OS70	MC62	TL61	PF59
7	WC88	ND74	BS71	PP72	OS70	MC62	TL61	PF59
8	WC88	ND74	BS71	PP72	OS70	MC62	PF61	TL61
9	WC88	ND74	BS71	PP72	OS72	TL63	MC62	PF61
10	WC89	ND75	BS72	PP74	OS72	MC64	PF63	TL63
11	WC89	ND75	OS74	PP74	BS73	MC64	PF63	BB63
12	WC89	ND77	OS74	PP75	BS73	PF65	MC64	BB63
13	WC90	ND77	BS75	PP75	OS74	PF67	BB65	MC64
14	WC90	ND77	OS76	PP76	BS75	PF67	BB65	MC64
15								
16								
17								
18								
19								
20	O	L	Y	M	P	I	C	
21		B	R	E	A	K		
22								
23								
24								
25								
26								
27								
28								

MAR	1ST	2ND	3RD	4TH	5TH	6TH	7TH	8TH
1	WC90	ND77	OS76	PP76	BS75	PF67	BB65	MC64
2	WC90	ND79	OS76	PP78	BS75	PF69	MC66	BB65
3	WC92	ND79	OS76	PP78	BS75	PF69	MC66	BB65
4	WC94	PP80	OS76	ND79	BS75	PF69	BB67	AT66
5	WC94	PP80	BS77	ND79	OS76	PF70	BB67	AT66
6	WC96	PP82	BS77	ND79	OS77	PF70	BB69	MC68
7	WC96	PP84	BS79	ND79	OS77	PF72	MC70	BB69
8	WC97	PP84	BS79	ND79	OS77	PF72	MC70	BB69
9	WC97	PP84	BS79	ND79	OS79	PF74	MC72	BB70
10	WC99	PP84	BS81	ND81	OS79	PF74	MC72	BB70
11	WC99	PP85	BS81	ND81	OS79	PF74	MC74	BB72
12	WC99	PP85	BS81	ND83	OS79	PF74	MC74	BB72
13	WC99	PP85	BS82	ND83	OS79	PF76	MC76	BB72
14	WC101	PP87	BS82	ND83	OS79	PF76	MC76	BB72
15	WC101	PP87	BS82	ND85	OS79	PF76	MC76	BB72
16	WC103	PP87	BS82	ND85	OS79	MC78	PF77	BB74
17	WC103	ND87	BS82	PP87	OS79	MC78	PF77	BB74
18	WC104	PP89	BS84	ND88	PF79	OS79	MC78	BB74
19	WC104	PP89	BS84	ND88	PF79	OS79	MC78	BB74
20	WC106	PP90	BS86	ND88	PF79	OS79	MC79	BB74
21	WC106	PP90	BS86	ND88	OS79	PF79	MC79	BB76
22	WC106	PP90	BS88	ND88	OS81	PF79	MC79	BB76
23	WC106	ND90	BS88	PP90	OS83	PF79	MC79	BB78
24	WC108	PP91	BS90	ND90	OS83	MC80	PF79	BB78
25	WC109	ND91	BS90	PP91	OS83	MC82	PF80	BB78
26	WC109	ND91	BS90	PP91	OS85	MC82	PF80	BB78
27	WC109	ND93	BS92	PP93	OS87	MC82	BB80	PF80
28	WC109	PP95	BS92	ND93	OS87	PF82	MC82	BB80
29	WC109	PP95	BS94	ND93	OS87	PF82	MC82	BB80
30	WC110	PP95	BS94	ND94	OS89	PF82	MC82	BB82

MAR	1ST	2ND	3RD	4TH	5TH	6TH	7TH	8TH
31	WC110	BS96	PP95	ND94	OS89	PF82	BB82	MC82

APR	1ST	2ND	3RD	4TH	5TH	6TH	7TH	8TH
1	WC112	BS96	PP95	ND94	OS91	PF82	MC82	BB82
2	WC112	BS96	ND95	PP95	OS91	MC84	BB82	PF82
3	WC112	ND97	BS96	PP97	OS91	MC86	BB84	PF82
4	WC114	ND97	BS96	PP97	OS91	MC86	BB84	PF84
5	WC116	ND97	BS96	PP97	OS91	MC86	BB85	PF84
6	WC118	ND99	BS98	PP97	OS93	MC87	PF86	BB85
7	WC118	ND99	BS98	PP97	OS93	MC87	PF86	BB85
8	WC118	ND99	BS98	PP99	OS94	BB87	MC87	PF86
9	WC120	ND99	BS98	PP99	OS94	BB87	MC87	PF86
10	WC120	ND101	BS100	PP99	OS94	BB89	MC88	PF86
11	WC121	ND103	BS100	PP101	OS94	BB91	PF88	MC88

TEAM NOTES:

Washington: Clinched Southeast Division/home-ice advantage in first round March 11 with Atlanta's 2-1 loss at Columbus; Clinched home-ice advantage in first three rounds March 28 with New Jersey's 5-1 loss at Philadelphia...Clinched home-ice advantage throughout playoffs April 4 with San Jose's 5-4 OT loss at Colorado...**New Jersey:** Clinched playoff spot March 27 with 4-2 win at Montreal; Clinched home-ice advantage in first round of playoffs April 6 with 3-0 win at Atlanta; Clinched Atlantic Division April 10 with 7-1 win vs. NY Islanders and Pittsburgh's 1-0 loss at Atlanta; Clinched home-ice advantage in first two rounds April 11 with 2-1 win vs. Buffalo...**Buffalo:** Clinched playoff spot March 27 with 7-1 win at Tampa Bay; Clinched Northeast Division/home-ice advantage in first round of playoffs April 6 with 5-2 win vs. NY Rangers...**Pittsburgh:** Clinched playoff spot March 27 with 4-1 win vs. Philadelphia; clinched home-ice advantage in first round April 8 with 7-3 win vs. NY Islanders...**Ottawa:** Clinched playoff spot April 1 with 4-3 OT win vs. Carolina...**Boston:** Clinched playoff spot April 10 with 4-2 win vs. Carolina...**Philadelphia:** Clinched playoff spot April 11 with 2-1 SO win vs. NY Rangers...**Montreal:** Clinched playoff spot April 10 with 4-3 SO loss vs. Toronto.

DATE NOTES:

March 11: Washington clinched Southeast Division/home-ice advantage in first round of playoffs with Atlanta's 2-1 loss at Columbus...**March 27:** Pittsburgh clinched playoff spot with 4-1 win vs. Philadelphia; Buffalo clinched playoff spot with 7-1 win at Tampa Bay...New Jersey clinched playoff spot with 4-2 win at Montreal...**March 28:** Washington clinched home-ice advantage in first three rounds of playoffs with New Jersey's 5-1 loss at Philadelphia...**April 1:** Ottawa clinched playoff spot with 4-3 OT win vs. Carolina...**April 4:** Washington clinched home-ice advantage throughout playoffs with San Jose's 5-4 OT loss at Colorado...**April 6:** Buffalo clinched Northeast Division/home-ice advantage in first round of playoffs with 5-2 win vs. NY Rangers; New Jersey clinched home-ice advantage in first round of playoffs with 3-0 win at Atlanta...**April 8:** Pittsburgh clinched home-ice advantage in first round of playoffs with 7-3 win vs. NY Islanders...**April 10:** New Jersey clinched Atlantic Division with 7-1 win vs. NY Islanders and Pittsburgh's 1-0 loss at Atlanta; Boston clinched playoff spot with 4-2 win vs. Carolina; Montreal clinched playoff spot with 4-3 SO loss vs. Toronto...**April 11:** New Jersey clinched home-ice advantage in first two rounds of playoffs with 2-1 win vs. Buffalo; Philadelphia clinched playoff spot with 2-1 SO win vs. NY Rangers.

Legend: ND=Devils, AT=Atlanta, BB=Boston, BS=Buffalo, CH=Carolina, FP=Florida, MC=Montreal, NI=NY Islanders, NR=NY Rangers, OS=Ottawa, PF=Philadelphia, PP=Pittsburgh, TL=Tampa Bay, TM=Toronto, WC=Washington. Standings reflect points after games of date played; 1st, 2nd & 3rd = 1st place teams in Northeast, Atlantic & Southeast Divisions.



NEW JERSEY DEVILS

DEVILS RECORD TEAM-BY-TEAM

2009-10

ANAHEIM W - L - OT 1 0 0 11/11, H W, 3-1	ATLANTA W - L - OT 3 1 0 10/16, H L, 2-4 12/19, A W, 5-4 12/28, H W, 3-2 04/06, A W, 3-0	BOSTON W - L - OT 3 0 1 10/29, A W, 2-1 11/27, A Ws, 2-1 03/15, H W, 3-2 03/30, H Lo, 0-1	BUFFALO W - L - OT 2 1 1 10/28, H L, 1-4 12/07, A W, 3-0 01/27, A Ls, 1-2 04/11, H W, 2-1	CALGARY W - L - OT 0 1 0 03/05, A L, 3-5
CAROLINA W - L - OT 3 1 0 10/17, H W, 2-0 12/09, H W, 4-2 02/13, A L, 2-5 04/03, A W, 4-0	CHICAGO W - L - OT 0 1 1 12/31, A L, 1-5 04/02, H Ls, 1-2	COLORADO W - L - OT 0 1 0 01/16, A L, 1-3	COLUMBUS W - L - OT 1 0 0 03/23, H W, 6-3	DALLAS W - L - OT 1 1 0 11/21, A L, 3-5 01/05, H W, 4-0
DETROIT W - L - OT 1 0 0 12/05, H Ws, 4-3	EDMONTON W - L - OT 0 1 0 03/07, A L, 0-2	FLORIDA W - L - OT 2 2 0 10/10, A W, 3-2 12/11, H L, 2-4 01/20, H W, 2-0 04/08, A L, 2-3	LOS ANGELES W - L - OT 0 1 0 01/31, H L, 2-3	MINNESOTA W - L - OT 1 0 0 01/02, A W, 5-3
MONTREAL W - L - OT 3 1 0 12/16, H W, 2-1 01/09, A W, 2-1 01/22, H L, 1-3 03/27, A W, 4-2	NASHVILLE W - L - OT 1 0 1 11/19, A Ls, 2-3 02/12, H W, 5-2	NY ISLANDERS W - L - OT 4 2 0 11/06, H W, 2-1 11/28, H W, 6-1 01/18, A L, 0-4 01/23, A W, 4-2 03/13, A L, 2-4 04/10, H W, 7-1	NY RANGERS W - L - OT 3 2 1 10/05, H L, 2-3 10/22, A W, 4-2 01/12, A Ws, 1-0 02/06, A L, 1-3 03/10, H W, 6-3 03/25, H Ls, 3-4	OTTAWA W - L - OT 3 1 0 11/07, A W, 3-2 11/25, H W, 3-1 12/18, H W, 4-2 01/26, A L, 0-3
PHILADELPHIA W - L - OT 1 4 1 10/03, H L, 2-5 11/16, A L, 2-3 12/12, H W, 4-1 02/08, A L, 2-3 02/10, H Lo, 2-3 03/28, A L, 1-5	PHOENIX W - L - OT 0 1 0 01/14, A L, 3-4	PITTSBURGH W - L - OT 6 0 0 10/24, A W, 4-1 11/12, A W, 4-1 12/21, A W, 4-0 12/30, H W, 2-0 03/12, H W, 3-1 03/17, H W, 5-2	SAN JOSE W - L - OT 1 0 0 03/02, A W, 4-3	ST. LOUIS W - L - OT 0 1 0 03/20, H L, 0-1
TAMPA BAY W - L - OT 3 1 0 10/08, A Ws, 4-3 10/31, A Ws, 2-1 12/04, H W, 3-2 *01/08, H L, 2-4 *Completed 1/10	TORONTO W - L - OT 2 1 1 01/29, H Wo, 5-4 02/02, A L, 0-3 02/05, H W, 4-3 03/18, A Ls, 1-2	VANCOUVER W - L - OT 0 1 0 12/02, H L, 2-5	WASHINGTON W - L - OT 3 1 0 10/12, A Ws, 3-2 11/04, H W, 3-2 11/14, H W, 5-2 12/26, A L, 1-4	

	HOME	GF-GA	AWAY	GF-GA	TOTAL	GF-GA
vs. ATLANTIC	8-2-2	44-25	6-6-0	29-28	14-8-2	73-53
vs. NORTHEAST	7-2-1	25-22	6-2-2	18-17	13-4-3	43-39
vs. SOUTHEAST	7-3-0	28-22	7-3-0	29-24	14-6-0	57-46
vs. CENTRAL	3-1-1	16-11	0-1-1	3-8	3-2-2	19-19
vs. NORTHWEST	0-1-0	2-5	1-3-0	9-13	1-4-0	11-18
vs. PACIFIC	2-1-0	9-4	1-2-0	10-12	3-3-0	19-16
TOTALS	27-10-4	124-89	21-17-3	98-102	48-27-7	222-191

2009-10 SEASON IN REVIEW

2009-10 SEASON HIGHS AND LOWS

TEAM

FOR DEVILS		AGAINST DEVILS
6 – vs. NYI 04/10 (7-1)	LARGEST MARGIN OF VICTORY	4 – @ Phi. 03/28 (1-5) @ NYI 01/18 (0-4) @ Chi. 12/31 (1-5)
7 – vs. NYI 04/10 (7-1)	MOST GOALS, GAME	5 – accomplished seven times, last time @ Phi. 03/28 (1-5)
4 – vs. CBJ 03/23 (6-3, 2nd) vs. NYI 11/18 (6-1, 3rd)	MOST GOALS, PERIOD	3 – accomplished eight times, last time @ Cgy. 03/05 (3-5, 2nd)
0:38 – vs. Ana. 11/11 (J. Langenbrunner) (3-1)	FASTEST GOAL, START OF GAME	0:53 – @ Phi. 03/28 (M. Carle) (1-5)
0:10 – @ Atl. 04/06 (T. Zajac) (3-0, 3rd)	FASTEST GOAL, START OF PERIOD	0:12 – @ Bos. 11/27 (B. Wheeler) (2-1 SO, 3rd)
45 – @ NYR 01/12 (1-0 SO)	MOST SHOTS, GAME	51 – @ NYR 01/12 (1-0 SO)
24 – @ Atl. 12/19 (5-4, 1st)	MOST SHOTS, PERIOD	25 – @ TB 10/08 (4-3 SO, 2nd)
19 – vs. Pit. 03/17 (5-2) vs. TB 12/04 (3-2)	FEWEST SHOTS, GAME	14 – vs. TB 01/08 (2-4)
1 – @ NYI 01/23 (4-2, 2nd)	FEWEST SHOTS, PERIOD^	1 – vs. Phi. 02/10 (2-3 OT, 3rd) @ Phx. 01/14 (3-4, 2nd)
31 – vs. Pit. 03/12 (3-1)	MOST PENALTY MINUTES, GAME	42 – vs. Pit. 03/12 (3-1)
**0 – vs. Chi. 04/02 (1-2 SO)	FEWEST PENALTY MINUTES, GAME	**0 – vs. Chi. 04/02 (1-2 SO)

INDIVIDUAL

FOR DEVILS		AGAINST DEVILS
3 – J. Langenbrunner @ Min. 01/02	MOST GOALS, GAME	2 – accomplished ten times, last time D. Setoguchi @ SJ 03/02
3 – accomplished eight times, last time T. Zajac vs. NYI 04/10	MOST ASSISTS, GAME	4 – B. Richards @ Dal. 11/21
4 – accomplished five times, last time I. Kovalchuk (1g-3a) vs. CBJ 03/23	MOST POINTS, GAME	4 – S. Robidas (2g-2a) & B. Richards (0g-4a) @ Dal. 11/21
**4 – I. Kovalchuk (1g-3a – 2nd) vs. CBJ 03/23	MOST POINTS, PERIOD	3 – S. Robidas (1g-2a – 1st) @ Dal. 11/21
9 – accomplished six times, last time I. Kovalchuk @ Phi. 02/08	MOST SHOTS GAME	8 – B. Dubinsky vs. NYR 03/25
20 – A. Peters @ NYR 02/06	MOST PENALTY MINUTES, GAME	17 – J. Shelley vs. NYR 03/10

SEASON-HIGH STREAKS

LONGEST WINNING	8 – 10-29-11/14 (8-0-0)
LONGEST LOSING	3 – accomplished four times, last time 03/28-04/02 (0-1-2)
CONSECUTIVE GOAL-SCORING	**6 – Z. Parise 11/07-19 (7g)
CONSECUTIVE ASSIST-SCORING	5 – Z. Parise 10/17-29 (5a)
CONSECUTIVE POINT-SCORING	10 – Z. Parise 11/07-28 (9g-6a-15pts)

* - Team Record

** - Ties Team Record

^ - Excluding overtime periods



NEW JERSEY DEVILS

THE LAST TIME IN THE REGULAR-SEASON

THE DEVILS...

HOME		AWAY
01/20/10, 2-0 vs. Fla. (M. Brodeur, 22 saves)	HAD A SHUTOUT	04/06/10, 3-0 @ Atl. (M. Brodeur, 19 saves)
03/30/10, 0-1 OT vs. Bos. (T. Rask, 21 saves)	WERE SHUTOUT	03/07/10, 0-2 @ Edm. (J. Deslauriers, 22 saves)
Never accomplished	SCORED 10 GOALS	Never accomplished
03/23/93, 9-3 win vs. TB	SCORED 9 GOALS	10/28/00, 9-0 win @ Pit.
12/12/08, 8-5 win vs. NYR	SCORED 8 GOALS	11/25/05, 8-2 win @ TB
10/25/84, 2-11 loss vs. NYR	ALLOWED 10 GOALS	12/04/85, 7-10 loss @ Tor.
02/11/09, 50 shots in 4-2 win vs. NYI	HAD 50 SHOTS IN A GAME	03/02/09, 52 shots in 3-2 OT win @ Tor.
Never accomplished	ALLOWED 50 SHOTS IN A GAME	01/12/10, 51 shots in 1-0 SO win @ NYR
01/07/83, 3rd per. of 2-2 tie vs. Bos.	HAD NO SHOTS IN A PERIOD*	Never accomplished
10/29/02, 3rd per. of 1-2 loss vs. Car.	ALLOWED NO SHOTS IN A PERIOD*	10/10/98, 1st per. of 1-2 loss @ Chi.
02/14/04, 2nd per. of 4-1 win vs. Car.	ALLOWED 1 SHOT IN A PERIOD*	02/10/10, 3rd per. of 2-3 OT loss vs. Phi.
03/12/10, I. Kovalchuk, unsuccessful vs. M. A. Fleury in 3-1 win vs. Pit.	HAD A PENALTY SHOT	10/31/09, J. Langenbrunner, unsuccessful vs. A. Niittymaki in 2-1 SO win @ TB
04/03/09, B. Shanahan, scored vs. K. Ramo in 5-4 OT win vs. TB	SCORED ON A PENALTY SHOT	03/10/00, P. Elias, scored vs. D. Rhodes in 9-0 win @ Atl.
02/07/09, P. O'Sullivan scored vs. S. Clemmensen in 1-3 loss vs. LA	FACED A PENALTY SHOT	11/23/08, R. Malone scored vs. S. Clemmensen in 7-3 win @ TB
11/30/07, Z. Parise vs. C. Price in 4-0 win vs. Mtl.	HAD A HAT TRICK	01/02/10, J. Langenbrunner vs. N. Backstrom in 5-3 win @ Min.
02/17/04, M. Gaborik vs. M. Brodeur in 4-4 OT tie vs. Min.	ALLOWED A HAT TRICK	03/07/09 S. Bergenheim vs. M. Brodeur (2+EN) in 3-7 loss @ NYI

* - Excluding overtime periods

2009-10 SEASON IN REVIEW

THE LAST TIME IN THE PLAYOFFS

THE DEVILS...

HOME		AWAY
04/23/09, 1-0 win vs. Car. (M. Brodeur, 44 saves)	HAD A SHUTOUT	04/26/06, 3-0 win @ NYR (M. Brodeur, 25 saves)
04/14/04, 0-3 loss vs. Phi. (R. Esche, 35 saves)	WERE SHUTOUT	04/26/09, 0-4 loss @ Car. (C. Ward, 28 saves)
04/22/88, 10-4 win vs. Wsh.	SCORED 10 GOALS	Never accomplished
Never (excl. 10-goal game)	SCORED 9 GOALS	Never accomplished
Never (excl. 10-goal game)	SCORED 8 GOALS	Never accomplished
Never accomplished	ALLOWED 10 GOALS	Never accomplished
05/26/95, 51 shots in 2-1 win vs. Pit.	HAD 50 SHOTS IN A GAME	04/24/97, 57 shots in 3-4 3OT loss @ Mtl.
05/19/94, 50 shots in 2-3 OT loss vs. NYR	ALLOWED 50 SHOTS IN A GAME	04/27/94, 50 shots in 0-1 4OT loss @ Buf.
Never accomplished	HAD NO SHOTS IN A PERIOD*	Never accomplished
Never accomplished	ALLOWED NO SHOTS IN A PERIOD*	Never accomplished
Never accomplished	ALLOWED 1 SHOT IN A PERIOD*	05/08/00, 3rd period of 3-0 win vs. Tor.
Never accomplished	HAD A PENALTY SHOT	Never accomplished
Never accomplished	SCORED ON A PENALTY SHOT	Never accomplished
Never accomplished	FACED A PENALTY SHOT	Never accomplished
04/24/06, John Madden vs. K. Weekes in 4-1 win vs. NYR	HAD A HAT TRICK	04/22/97, Valeri Zelepukin vs. J. Thibault in 6-4 win @ Mtl.
05/25/94, Mark Messier vs. M. Brodeur in 2-4 loss vs. NYR	ALLOWED A HAT TRICK	04/25/99, Martin Straka vs. M. Brodeur in 2-4 loss @ Pit.

* - Excluding overtime periods



NEW JERSEY DEVILS

NEW JERSEY DEVILS 2009-10 MISCELLANEOUS STATS

Overall Record	48-27-7
Goal-Scoring Rank	19th-tie (222)
GAA Rank	1st (2.24)
Home Record	27-10-4
Road Record	21-17-3
Power Play	51-273 (18.7, 11th)
(Home)	27-142 (19.0, 17th)
(Away)	24-131 (18.3, 10th)
Penalty Killing	41-239 (82.8, 13th)
(Home)	19-116 (83.6, 13th)
(Away)	22-123 (82.1, 13th)
S.H.G. For (Home/Away)	6/1
S.H.G. Against (Home/Away)	2/3
P.I.M./Avg. Per Game	859/10.5 (3rd)
Scoring First Goal	33-9-3
Not Scoring First Goal	15-18-4
When Ahead After 2 Periods	33-1-1
When Behind After 2 Periods	4-22-0
When Tied After 2 Periods	11-4-6
Overtime/Shootout	2-2/6-5
Vs. Atlantic Division	14-8-2
Vs. Northeast Division	13-4-3
Vs. Southeast Division	14-6-0
Vs. Central Division	3-2-2
Vs. Northwest Division	1-4-0
Vs. Pacific Division	3-3-0
With More Shots	26-18-4
With Fewer Shots	21-7-2
With Shots Even	1-2-1
One-Goal Differential	21-7-7
Two-Goal Differential	12-10
Scoring Four or More	25-0-0
Allowing Two or Fewer	39-2-4
Avg. Height/Weight/Age	6-1/205/30.1

By Period	1	2	3	OT/SO	Total	AVG	By Period	1	2	3	OT	Total	AVG
Goals For	62	75	77	2/6	222	2.71	Shots For	806	829	777	47	2459	30.0
Goals Vs.	57	69	58	2/5	191	2.33	Shots Vs.	707	781	678	47	2213	27.0

2009-10 SEASON IN REVIEW

SERIES VS. EASTERN CONFERENCE PLAYOFF OPPONENTS

NEW JERSEY DEVILS VS. BOSTON BRUINS



Won-3 Lost-0 OT-1



at NEW JERSEY					ATTEND.	GOALTENDERS	W/D GOAL
Mar. 15, 2010	DEVILS	3	BRUINS	2	15,801	BRODEUR/THOMAS, RASK	ZACH PARISE
Mar. 30, 2010	DEVILS	0	BRUINS	1 (OT)	16,636	BRODEUR/RASK	PATRICE BERGERON
at BOSTON					ATTEND.	GOALTENDERS	W/D GOAL
Oct. 29, 2009	DEVILS	2	BRUINS	1	17,565	DANIS/THOMAS	DAINIUS ZUBRUS
Nov. 27, 2009	DEVILS	2	BRUINS	1 (SO)	17,565	BRODEUR/RASK	JAMIE LANGENBRUNNER

Goals by Period	1st	2nd	3rd	OT/SO	Total	Shots by Period:	1st	2nd	3rd	OT	Total
DEVILS	4	1	1	0/1	7	DEVILS	41	40	30	6	117
BRUINS	0	2	2	1/0	5	BRUINS	45	42	41	7	135

INDIVIDUAL SCORING

DEVILS	GP	G	A	P	+/-	PIM	PP	SH	GW	GD	EN	S	S%
DAVID CLARKSON	4	2	1	3	3	0	0	0	0	0	0	9	22.2
ZACH PARISE	4	2	1	3	2	2	0	0	1	0	0	14	14.3
BRYCE SALVADOR	4	0	2	2	0	4	0	0	0	0	0	6	0.0
ROB NIEDERMAYER	3	1	0	1	2	0	0	0	0	0	0	6	16.7
DAINIUS ZUBRUS	3	1	0	1	0	0	0	0	1	0	0	4	25.0
JAMIE LANGENBRUNNER	4	0	1	1	0	4	0	0	0	1	0	11	0.0
MIKE MOTTAU	4	0	1	1	1	2	0	0	0	0	0	6	0.0
PATRIK ELIAS	3	0	1	1	-2	12	0	0	0	0	0	3	0.0
NICLAS BERGFORS	2	0	1	1	1	0	0	0	0	0	0	5	0.0
MATT HALISCHUK	2	0	1	1	1	0	0	0	0	0	0	2	0.0
MARTIN SKOULA	2	0	1	1	1	0	0	0	0	0	0	0	0.0
ANDY GREENE	4	0	0	0	-3	0	0	0	0	0	0	6	0.0
BRIAN ROLSTON	4	0	0	0	-1	2	0	0	0	0	0	10	0.0
COLIN WHITE	4	0	0	0	1	0	0	0	0	0	0	3	0.0
TRAVIS ZAJAC	4	0	0	0	-1	0	0	0	0	0	0	13	0.0
MARK FRASER	3	0	0	0	1	2	0	0	0	0	0	0	0.0
DEAN McAMMOND	3	0	0	0	1	0	0	0	0	0	0	4	0.0
ROD PELLEY	3	0	0	0	0	5	0	0	0	0	0	6	0.0
ILYA KOVALCHUK	2	0	0	0	-1	0	0	0	0	0	0	2	0.0
P.L. LETOURNEAU-LEBLOND	2	0	0	0	0	5	0	0	0	0	0	3	0.0
ANDREW PETERS	2	0	0	0	0	5	0	0	0	0	0	1	0.0
MATTHEW CORRENTE	1	0	0	0	1	0	0	0	0	0	0	1	0.0
PAUL MARTIN	1	0	0	0	-1	0	0	0	0	0	0	0	0.0
JOHNNY ODUYA	1	0	0	0	0	0	0	0	0	0	0	1	0.0
ILKKA PIKKARAINEN	1	0	0	0	0	0	0	0	0	0	0	0	0.0
TIM SESTITO	1	0	0	0	0	0	0	0	0	0	0	1	0.0
VLADIMIR ZHARKOV	1	0	0	0	0	0	0	0	0	0	0	0	0.0

BRUINS	GP	G	A	P	+/-	PIM	PP	SH	GW	GD	EN	S	S%
PATRICE BERGERON	4	3	0	3	1	0	0	0	1	0	0	18	16.7
BLAKE WHEELER	4	2	0	2	2	2	0	0	0	0	0	7	28.6
DAVID KREJCI	4	0	2	2	0	0	0	0	0	0	0	7	0.0
MARK STUART	4	0	2	2	0	5	0	0	0	0	0	8	0.0
ZDENO CHARA	4	0	1	1	0	6	0	0	0	0	0	14	0.0
MARK RECCHI	4	0	1	1	1	0	0	0	0	0	0	7	0.0
MARCO STURM	4	0	1	1	0	0	0	0	0	0	0	5	0.0
BYRON BITZ	2	0	1	1	0	0	0	0	0	0	0	4	0.0
DENNIS SEIDENBERG	2	0	1	1	0	0	0	0	0	0	0	1	0.0
MARC SAVARD	1	0	1	1	1	0	0	0	0	0	0	1	0.0
STEVE BEGIN	4	0	0	0	-1	0	0	0	0	0	0	6	0.0
MATT HUNWICK	4	0	0	0	-2	2	0	0	0	0	0	1	0.0
MICHAEL RYDER	4	0	0	0	-1	0	0	0	0	0	0	10	0.0
VLADIMIR SOBOTKA	4	0	0	0	-2	2	0	0	0	0	0	8	0.0
SHAWN THORNTON	4	0	0	0	-1	10	0	0	0	0	0	8	0.0
DENNIS WIDEMAN	4	0	0	0	1	0	0	0	0	0	0	6	0.0
DANIEL PAILLE	3	0	0	0	0	0	0	0	0	0	0	2	0.0
JOHNNY BOYCHUK	2	0	0	0	-1	0	0	0	0	0	0	6	0.0
ANDREW FERENCE	2	0	0	0	0	0	0	0	0	0	0	3	0.0
MILAN LUCIC	2	0	0	0	-1	0	0	0	0	0	0	1	0.0
BRAD MARCHAND	2	0	0	0	-1	0	0	0	0	0	0	4	0.0
DEREK MORRIS	2	0	0	0	0	2	0	0	0	0	0	5	0.0
MIROSLAV SATAN	2	0	0	0	-1	0	0	0	0	0	0	3	0.0

Power Play: 0-7 0.0% / Penalty Killing: 9-9 100.0%

Power Play: 0-9 0.0% / Penalty Killing: 7-7 100.0%

GOALTENDING

DEVILS	GP	MIN	W-L-OT	SO	GA	SA	SV	GAA	Save%
MARTIN BRODEUR	3	190	2-0-1	0	4	103	99	1.26	.961
YANN DANIS	1	60	1-0-0	0	1	32	31	1.00	.969

BRUINS	GP	MIN	W-L-OT	SO	GA	SA	SV	GAA	Save%
TUUKKA RASK	3	168	1-0-1	1	1	74	73	0.36	.986
TIM THOMAS	2	79	0-2-0	0	5	43	38	3.80	.884



NEW JERSEY DEVILS

SERIES VS. EASTERN CONFERENCE PLAYOFF OPPONENTS

NEW JERSEY DEVILS VS. BUFFALO SABRES



Won-2 Lost-1 OT-1



at NEW JERSEY

					ATTEND.	GOALTENDERS	W/D GOAL
Oct. 28, 2009	DEVILS	1	SABRES	4	14,182	BRODEUR/MILLER	TIM KENNEDY
Apr. 11, 2010	DEVILS	2	SABRES	1	17,625	BRODEUR/LALIME	JAMIE LANGENBRUNNER

at BUFFALO

					ATTEND.	GOALTENDERS	W/D GOAL
Dec. 7, 2009	DEVILS	3	SABRES	0	18,690	BRODEUR/MILLER	BRIAN ROLSTON
Jan. 27, 2010	DEVILS	1	SABRES	2 (SO)	18,690	BRODEUR/MILLER	JOCHEN HECHT

Goals by Period	1st	2nd	3rd	OT/SO	Total	Shots by Period:	1st	2nd	3rd	OT	Total
DEVILS	2	4	1	0/0	7	DEVILS	43	48	47	5	143
SABRES	3	1	2	0/1	7	SABRES	36	31	32	4	103

INDIVIDUAL SCORING

DEVILS	GP	G	A	P	+	-	PIM	PP	SH	GW	GD	EN	S	S%	SABRES	GP	G	A	P	+	-	PIM	PP	SH	GW	GD	EN	S	S%
BRIAN ROLSTON	4	2	1	3	1	2	0	0	1	0	0	18	11.1		TIM KENNEDY	4	1	1	2	1	0	0	0	1	0	0	4	25.0	
JAMIE LANGENBRUNNER	4	1	2	3	0	2	1	0	1	0	0	12	8.3		JASON POMINVILLE	4	1	1	2	1	2	1	0	0	0	0	7	14.3	
ZACH PARISE	4	0	3	3	0	2	0	0	0	0	0	18	0.0		DEREK ROY	4	0	2	2	2	2	0	0	0	0	0	9	0.0	
TRAVIS ZAJAC	4	2	0	2	3	0	0	0	0	0	0	13	15.4		STEVE MONTADOR	3	0	2	2	1	4	0	0	0	0	0	4	0.0	
ANDY GREENE	4	1	1	2	-1	0	1	0	0	0	0	9	11.1		THOMAS VANEK	4	1	0	1	1	0	0	0	0	0	0	9	11.1	
NICLAS BERGFORS	3	1	0	1	0	4	1	0	0	0	0	9	11.1		PAUL GAUSTAD	3	1	0	1	0	4	0	0	0	0	0	3	33.3	
JOHNNY ODUYA	3	0	1	1	-2	2	0	0	0	0	0	5	0.0		ADAM MAIR	3	1	0	1	0	2	0	0	0	0	0	5	20.0	
COLIN WHITE	3	0	1	1	1	2	0	0	0	0	0	2	0.0		CLARKE MacARTHUR	2	1	0	1	0	2	0	0	0	0	0	4	25.0	
PATRIK ELIAS	2	0	1	1	1	2	0	0	0	0	0	6	0.0		MATT ELLIS	4	0	1	1	0	0	0	0	0	0	0	8	0.0	
VLADIMIR ZHARKOV	2	0	1	1	0	0	0	0	0	0	0	2	0.0		CRAIG RIVET	4	0	1	1	0	0	0	0	0	0	0	3	0.0	
ILYA KOVALCHUK	1	0	1	1	1	0	0	0	0	0	0	5	0.0		CHRIS BUTLER	3	0	1	1	0	2	0	0	0	0	0	3	0.0	
PAUL MARTIN	1	0	1	1	1	0	0	0	0	0	0	1	0.0		TIM CONNOLLY	3	0	1	1	0	0	0	0	0	0	0	7	0.0	
MARK FRASER	4	0	0	0	1	2	0	0	0	0	0	1	0.0		JOCHEN HECHT	3	0	1	1	1	0	0	0	0	1	0	8	0.0	
ROB NIEDERMAYER	4	0	0	0	-2	0	0	0	0	0	0	8	0.0		NATHAN PAETSCH	3	0	1	1	3	0	0	0	0	0	0	1	0.0	
BRYCE SALVADOR	4	0	0	0	-2	0	0	0	0	0	0	2	0.0		PATRICK KALETA	4	0	0	0	-2	6	0	0	0	0	0	5	0.0	
DEAN McAMMOND	3	0	0	0	0	2	0	0	0	0	0	9	0.0		TYLER MYERS	4	0	0	0	-1	2	0	0	0	0	0	5	0.0	
MIKE MOTTAU	3	0	0	0	0	0	0	0	0	0	0	1	0.0		HENRIK TALLINDER	4	0	0	0	-1	0	0	0	0	0	0	1	0.0	
JAY PANDOLFO	3	0	0	0	-1	0	0	0	0	0	0	5	0.0		MIKE GRIER	3	0	0	0	1	4	0	0	0	0	0	5	0.0	
ROD PELLEY	3	0	0	0	-1	0	0	0	0	0	0	6	0.0		DREW STAFFORD	3	0	0	0	-2	0	0	0	0	0	0	3	0.0	
DAINIUS ZUBRUS	3	0	0	0	-2	0	0	0	0	0	0	4	0.0		TONI LYDMAN	2	0	0	0	0	2	0	0	0	0	0	2	0.0	
DAVID CLARKSON	2	0	0	0	0	2	0	0	0	0	0	1	0.0		ANDREJ SEKERA	2	0	0	0	0	0	0	0	0	0	0	1	0.0	
ILKKA PIKKARAINEN	2	0	0	0	-2	2	0	0	0	0	0	0	0.0		TYLER ENNIS	1	0	0	0	0	2	0	0	0	0	0	2	0.0	
MATTHEW CORRENTE	1	0	0	0	0	0	0	0	0	0	0	0	0.0		NATHAN GERBE	1	0	0	0	0	0	0	0	0	0	0	3	0.0	
PATRICK DAVIS	1	0	0	0	0	0	0	0	0	0	0	5	0.0		RAFFI TORRES	1	0	0	0	0	0	0	0	0	0	0	1	0.0	
MATT HALISCHUK	1	0	0	0	0	0	0	0	0	0	0	1	0.0																
P.L. LETOURNEAU-LEBLOND	1	0	0	0	-2	0	0	0	0	0	0	0	0.0																
NICK PALMIERI	1	0	0	0	1	0	0	0	0	0	0	0	0.0																
MARTIN SKOULA	1	0	0	0	0	0	0	0	0	0	0	0	0.0																

Power Play: 3-14 21.4% / Penalty Killing: 9-10 90.0%

Power Play: 1-10 10.0% / Penalty Killing: 11-14 78.6%

GOALTENDING

DEVILS	GP	MIN	W-L-OT	SO	GA	SA	SV	GAA	Save%	SABRES	GP	MIN	W-L-OT	SO	GA	SA	SV	GAA	Save%
MARTIN BRODEUR	4	245	2-1-1	1	6	103	97	1.47	.942	RYAN MILLER	3	185	2-1-0	0	5	109	104	1.62	.954
										PATRICK LALIME	1	60	0-1-0	0	2	34	32	2.00	.941

2009-10 SEASON IN REVIEW

SERIES VS. EASTERN CONFERENCE PLAYOFF OPPONENTS

NEW JERSEY DEVILS VS. MONTREAL CANADIENS



Won-3 Lost-1 OT-0



at NEW JERSEY					ATTEND.	GOALTENDERS	W/D GOAL
Dec. 16, 2009	DEVILS	2	CANADIENS	1	12,178	BRODEUR/PRICE	PATRIK ELIAS
Jan. 22, 2010	DEVILS	1	CANADIENS	3	17,625	BRODEUR/HALAK	MATHIEU DARCHÉ
at MONTREAL					ATTEND.	GOALTENDERS	W/D GOAL
Jan. 9, 2010	DEVILS	2	CANADIENS	1 (OT)	21,273	BRODEUR/HALAK	ZACH PARISE
Mar. 27, 2010	DEVILS	4	CANADIENS	2	21,273	BRODEUR/HALAK	DAINIUS ZUBRUS

Goals by Period	1st	2nd	3rd	OT/SO	Total	Shots by Period:	1st	2nd	3rd	OT	Total
DEVILS	3	3	2	1/0	9	DEVILS	41	30	40	2	113
CANADIENS	2	4	1	0/0	7	CANADIENS	45	29	23	2	99

INDIVIDUAL SCORING

DEVILS	GP	G	A	P	+	-	PIM	PP	SH	GW	GD	EN	S	S%
ZACH PARISE	4	2	2	4	1	4	0	0	1	0	0	15	13.3	
JAMIE LANGENBRUNNER	4	1	2	3	-1	2	1	0	0	0	0	13	7.7	
TRAVIS ZAJAC	4	1	2	3	3	2	0	0	0	0	0	14	7.1	
PATRIK ELIAS	3	2	0	2	0	0	1	0	1	0	0	10	20.0	
BRIAN ROLSTON	4	1	1	2	0	0	0	0	0	0	1	12	8.3	
VLADIMIR ZHARKOV	4	0	2	2	2	0	0	0	0	0	0	7	0.0	
ILYA KOVALCHUK	1	0	2	2	1	0	0	0	0	0	0	3	0.0	
ILKKA PIKKARAINEN	2	1	0	1	0	2	0	0	0	0	0	2	50.0	
DAINIUS ZUBRUS	1	1	0	1	1	2	0	0	1	0	0	1	100.0	
ANDY GREENE	4	0	1	1	2	0	0	0	0	0	0	1	0.0	
DEAN McAMMOND	4	0	1	1	1	0	0	0	0	0	0	7	0.0	
MIKE MOTTAU	4	0	1	1	-2	2	0	0	0	0	0	3	0.0	
ROD PELLEY	3	0	1	1	0	0	0	0	0	0	0	2	0.0	
PAUL MARTIN	1	0	1	1	1	0	0	0	0	0	0	0	0.0	
ROB NIEDERMAYER	4	0	0	0	-3	8	0	0	0	0	0	4	0.0	
BRYCE SALVADOR	4	0	0	0	-1	2	0	0	0	0	0	3	0.0	
COLIN WHITE	4	0	0	0	-1	0	0	0	0	0	0	1	0.0	
NICLAS BERGFORS	3	0	0	0	-1	0	0	0	0	0	0	4	0.0	
MARK FRASER	3	0	0	0	1	10	0	0	0	0	0	1	0.0	
JOHNNY ODUYA	3	0	0	0	2	0	0	0	0	0	0	6	0.0	
JAY PANDOLFO	3	0	0	0	-1	0	0	0	0	0	0	1	0.0	
DAVID CLARKSON	1	0	0	0	-1	5	0	0	0	0	0	1	0.0	
PATRICK DAVIS	1	0	0	0	-1	0	0	0	0	0	0	0	0.0	
NICK PALMIERI	1	0	0	0	0	0	0	0	0	0	0	2	0.0	
MARTIN SKOULA	1	0	0	0	1	2	0	0	0	0	0	0	0.0	
BEN WALTER	1	0	0	0	0	2	0	0	0	0	0	0	0.0	

CANADIENS	GP	G	A	P	+	-	PIM	PP	SH	GW	GD	EN	S	S%
MICHAEL CAMMALLERI	4	1	2	3	0	2	0	0	0	0	0	12	8.3	
SCOTT GOMEZ	4	1	2	3	-2	2	1	0	0	0	0	9	11.1	
TRAVIS MOEN	4	1	1	2	1	7	0	1	0	0	0	6	16.7	
ANDREI KOSTITSYN	2	1	1	2	0	0	0	0	0	0	0	2	50.0	
MATHIEU DARCHÉ	1	1	1	2	2	0	0	0	0	1	0	2	50.0	
ROMAN HAMRLIK	4	0	2	2	1	2	0	0	0	0	0	7	0.0	
TOMAS PLEKANEC	4	1	0	1	0	2	0	0	0	0	0	11	9.1	
BENOIT POULIOT	3	1	0	1	1	4	0	0	0	0	0	1	100.0	
BRIAN GIONTA	3	0	1	1	-2	2	0	0	0	0	0	10	0.0	
ANDREI MARKOV	3	0	1	1	1	2	0	0	0	0	0	4	0.0	
MARC-ANDRE BERGERON	4	0	0	0	-4	0	0	0	0	0	0	7	0.0	
HAL GILL	4	0	0	0	0	7	0	0	0	0	0	0	0.0	
JOSH GORGES	4	0	0	0	1	0	0	0	0	0	0	0	0.0	
GLEN METROPOLIT	4	0	0	0	1	2	0	0	0	0	0	5	0.0	
JAROSLAV SPACEK	4	0	0	0	-3	2	0	0	0	0	0	1	0.0	
MATT D'AGOSTINI	3	0	0	0	-2	5	0	0	0	0	0	3	0.0	
MAXIM LAPIERRE	3	0	0	0	0	2	0	0	0	0	0	6	0.0	
MAX PACIORETTY	3	0	0	0	0	0	0	0	0	0	0	3	0.0	
SERGEI KOSTITSYN	2	0	0	0	-2	0	0	0	0	0	0	5	0.0	
PAUL MARA	2	0	0	0	-1	0	0	0	0	0	0	0	0.0	
RYAN O'BYRNE	2	0	0	0	3	2	0	0	0	0	0	1	0.0	
TOM PYATT	2	0	0	0	0	0	0	0	0	0	0	2	0.0	
GEORGES LARAQUE	1	0	0	0	0	0	0	0	0	0	0	0	0.0	
DOMINIC MOORE	1	0	0	0	-1	0	0	0	0	0	0	2	0.0	
RYAN WHITE	1	0	0	0	0	0	0	0	0	0	0	0	0.0	

Power Play: 2-13 15.4% / Penalty Killing: 10-11 90.9%

Power Play: 1-11 9.1% / Penalty Killing: 11-13 84.6%

GOALTENDING

DEVILS	GP	MIN	W-L-OT	SO	GA	SA	SV	GAA	Save%
MARTIN BRODEUR	4	241	3-1-0	0	7	99	92	1.74	.929

CANADIENS	GP	MIN	W-L-OT	SO	GA	SA	SV	GAA	Save%
JAROSLAV HALAK	3	182	1-1-1	0	6	85	79	1.98	.929
CAREY PRICE	1	59	0-1-0	0	2	27	25	2.03	.926



NEW JERSEY DEVILS

SERIES VS. EASTERN CONFERENCE PLAYOFF OPPONENTS

NEW JERSEY DEVILS VS. OTTAWA SENATORS



Won-3 Lost-1 OT-0



at NEW JERSEY

					ATTEND.	GOALTENDERS	W/D GOAL
Nov. 25, 2009	DEVILS	3	SENATORS	1	14,056	BRODEUR/ELLIOTT	PATRIK ELIAS
Dec. 18, 2009	DEVILS	4	SENATORS	2	13,728	BRODEUR/ELLIOTT	JAY PANDOLFO

at OTTAWA

					ATTEND.	GOALTENDERS	W/D GOAL
Nov. 7, 2009	DEVILS	3	SENATORS	2	18,781	BRODEUR/LECLAIRE	ANDY GREENE
Jan. 26, 2010	DEVILS	0	SENATORS	3	18,107	BRODEUR, DANIS/ELLIOTT	ALEXEI KOVALEV

Goals by Period	1st	2nd	3rd	OT/SO	Total	Shots by Period:	1st	2nd	3rd	OT	Total
DEVILS	2	4	4	0/0	10	DEVILS	29	39	24	0	92
SENATORS	4	4	0	0/0	8	SENATORS	31	29	33	0	93

INDIVIDUAL SCORING

DEVILS	GP	G	A	P	+/-	PIM	PP	SH	GW	GD	EN	S	S%	SENATORS	GP	G	A	P	+/-	PIM	PP	SH	GW	GD	EN	S	S%	
JAMIE LANGENBRUNNER	4	2	3	5	3	6	1	0	0	0	1	14	14.3	MILAN MICHALEK	4	3	0	3	3	0	0	0	0	0	0	13	23.1	
ANDY GREENE	4	1	3	4	1	0	1	0	1	0	0	2	50.0	ALEXEI KOVALEV	3	1	1	2	2	0	0	0	1	0	0	7	14.3	
ZACH PARISE	4	1	2	3	2	0	1	0	0	0	0	14	7.1	DANIEL ALFREDSSON	4	0	2	2	2	2	0	0	0	0	0	5	0.0	
NICLAS BERGFORS	4	1	1	2	-3	2	0	0	0	0	0	5	20.0	CHRIS CAMPOLI	4	0	2	2	2	2	0	0	0	0	0	3	0.0	
BRIAN ROLSTON	4	1	1	2	0	2	0	0	0	0	0	7	14.3	FILIP KUBA	4	0	2	2	-3	2	0	0	0	0	0	2	0.0	
BRYCE SALVADOR	4	1	1	2	2	0	0	0	0	0	0	2	50.0	JARKKO RUUTU	4	1	0	1	-2	18	0	0	0	0	0	9	11.1	
DAVID CLARKSON	2	1	1	2	-2	2	1	0	0	0	0	6	16.7	ALEXANDRE PICARD	3	1	0	1	2	2	0	0	0	0	0	3	33.3	
PATRIK ELIAS	2	1	1	2	2	0	0	0	1	0	0	4	25.0	JASON SPEZZA	3	1	0	1	2	2	0	0	0	0	0	7	14.3	
JAY PANDOLFO	2	1	0	1	-2	0	0	0	1	0	0	3	33.3	BRIAN LEE	2	1	0	1	2	0	0	0	0	0	0	1	100.0	
MARK FRASER	4	0	1	1	0	0	0	0	0	0	0	2	0.0	MATT CARKNER	4	0	1	1	3	11	0	0	0	0	0	2	0.0	
COLIN WHITE	4	0	1	1	-3	0	0	0	0	0	0	3	0.0	JONATHAN CHEECHOO	4	0	1	1	1	0	0	0	0	0	0	4	0.0	
TRAVIS ZAJAC	4	0	1	1	2	0	0	0	0	0	0	8	0.0	CHRIS KELLY	4	0	1	1	-1	0	0	0	0	0	0	3	0.0	
DEAN McAMMOND	3	0	1	1	-1	2	0	0	0	0	0	4	0.0	NICK FOLIGNO	3	0	1	1	1	2	0	0	0	0	0	4	0.0	
ROB NIEDERMAYER	2	0	1	1	-2	2	0	0	0	0	0	4	0.0	RYAN SHANNON	3	0	1	1	-3	0	0	0	0	0	0	4	0.0	
ROD PELLEY	2	0	1	1	0	0	0	0	0	0	0	0	0.0	JESSE WINCHESTER	3	0	1	1	0	2	0	0	0	0	0	2	0.0	
MIKE MOTTAU	4	0	0	0	-3	2	0	0	0	0	0	5	0.0	CHRIS PHILLIPS	4	0	0	0	-2	0	0	0	0	0	0	4	0.0	
ANDREW PETERS	3	0	0	0	-1	11	0	0	0	0	0	1	0.0	PETER REGIN	4	0	0	0	0	2	0	0	0	0	0	4	0.0	
MATT HALISCHUK	2	0	0	0	-2	0	0	0	0	0	0	2	0.0	MIKE FISHER	3	0	0	0	1	0	0	0	0	0	0	3	0.0	
JOHNNY ODUYA	2	0	0	0	-1	0	0	0	0	0	0	1	0.0	CHRIS NEIL	3	0	0	0	1	12	0	0	0	0	0	3	0.0	
ILKKA PIKKARAINEN	2	0	0	0	0	0	0	0	0	0	0	0	0.0	ERIK KARLSSON	2	0	0	0	-1	0	0	0	0	0	0	6	0.0	
TIM SESTITO	2	0	0	0	-1	0	0	0	0	0	0	2	0.0	ANTON VOLCHENKOV	2	0	0	0	0	0	0	0	0	0	0	2	0.0	
DAINIUS ZUBRUS	2	0	0	0	-1	2	0	0	0	0	0	0	0.0	JOSHUA HENNESSY	1	0	0	0	-1	0	0	0	0	0	0	0	0.0	
MATTHEW CORRENTE	1	0	0	0	0	0	0	0	0	0	0	0	0.0	RYAN KELLER	1	0	0	0	0	0	0	0	0	0	0	2	0.0	
PATRICK DAVIS	1	0	0	0	0	0	0	0	0	0	0	1	0.0															
TYLER ECKFORD	1	0	0	0	0	0	0	0	0	0	0	0	0.0															
CORY MURPHY	1	0	0	0	0	2	0	0	0	0	0	0	0.0															
NICK PALMIERI	1	0	0	0	-1	0	0	0	0	0	0	2	0.0															
VLADIMIR ZHARKOV	1	0	0	0	1	0	0	0	0	0	0	0	0.0															

Power Play: 4-13 30.8% / Penalty Killing: 10-10 100.0%

Power Play: 0-10 0.0% / Penalty Killing: 9-13 69.2%

GOALTENDING

DEVILS	GP	MIN	W-L-OT	SO	GA	SA	SV	GAA	Save%	SENATORS	GP	MIN	W-L-OT	SO	GA	SA	SV	GAA	Save%
MARTIN BRODEUR	4	220	3-1-0	0	8	87	79	2.18	.908	BRIAN ELLIOTT	3	180	1-2-0	1	6	66	60	2.00	.909
YANN DANIS	1	20	0-0-0	0	0	6	6	0.00	1.000	PASCAL LECLAIRE	1	59	0-1-0	0	3	25	22	3.05	.880

2009-10 SEASON IN REVIEW

SERIES VS. EASTERN CONFERENCE PLAYOFF OPPONENTS

NEW JERSEY DEVILS VS. PHILADELPHIA FLYERS



Won-1 Lost-4 OT-1



at NEW JERSEY						ATTEND.	GOALTENDERS	W/D GOAL					
Oct. 3, 2009	DEVILS	2	FLYERS	5	17,625		BRODEUR/EMERY	MIKE RICHARDS					
Dec. 12, 2009	DEVILS	4	FLYERS	1	15,724		BRODEUR/BOUCHER	NICLAS BERGFORS					
Feb. 10, 2010	DEVILS	2	FLYERS	3 (OT)	5,580		BRODEUR/LEIGHTON	SIMON GAGNE					
at PHILADELPHIA						ATTEND.	GOALTENDERS	W/D GOAL					
Nov. 16, 2009	DEVILS	2	FLYERS	3	19,673		BRODEUR/EMERY	JAMES VAN RIEMSDYK					
Feb. 8, 2010	DEVILS	2	FLYERS	3	19,678		BRODEUR/LEIGHTON	MIKE RICHARDS					
Mar. 28, 2010	DEVILS	1	FLYERS	5	19,769		BRODEUR, DANIS/BOUCHER	VILLE LEINO					
Goals by Period		1st	2nd	3rd	OT/SO	Total	Shots by Period:		1st	2nd	3rd	OT	Total
DEVILS		6	3	4	0/0	13	DEVILS		56	65	53	1	175
FLYERS		5	9	5	1/0	20	FLYERS		60	60	40	2	162

INDIVIDUAL SCORING

DEVILS	GP	G	A	P	+/-	PIM	PP	SH	GW	GD	EN	S	S%
PATRIK ELIAS	5	2	3	5	1	4	0	0	0	0	0	19	10.5
BRIAN ROLSTON	6	1	4	5	1	0	1	0	0	0	0	17	5.9
ZACH PARISE	5	2	2	4	-3	2	1	0	0	0	0	12	16.7
TRAVIS ZAJAC	6	1	3	4	0	2	0	0	0	0	0	11	9.1
NICLAS BERGFORS	3	2	1	3	-2	0	2	0	1	0	0	5	40.0
JAMIE LANGENBRUNNER	6	1	2	3	-2	4	0	1	0	0	0	19	5.3
ANDY GREENE	5	0	2	2	-3	4	0	0	0	0	0	3	0.0
DAINIUS ZUBRUS	5	0	2	2	-3	2	0	0	0	0	0	4	0.0
ROB NIEDERMAYER	5	1	0	1	-3	0	0	0	0	0	0	6	16.7
DAVID CLARKSON	3	1	0	1	-4	9	1	0	0	0	0	11	9.1
ILYA KOVALCHUK	3	1	0	1	-1	0	0	0	0	0	0	19	5.3
ANSSI SALMELA	1	1	0	1	1	0	0	1	0	0	0	2	50.0
MARK FRASER	4	0	1	1	-1	0	0	0	0	0	0	2	0.0
ROD PELLEY	4	0	1	1	-1	0	0	0	0	0	0	2	0.0
VLADIMIR ZHARKOV	3	0	1	1	1	0	0	0	0	0	0	4	0.0
MIKE MOTTAU	6	0	0	0	-3	0	0	0	0	0	0	5	0.0
BRYCE SALVADOR	6	0	0	0	-2	9	0	0	0	0	0	1	0.0
COLIN WHITE	6	0	0	0	-4	2	0	0	0	0	0	7	0.0
DEAN MCCAMMOND	4	0	0	0	0	2	0	0	0	0	0	4	0.0
JAY PANDOLFO	4	0	0	0	-3	0	0	0	0	0	0	8	0.0
P.L. LETOURNEAU-LEBLOND	3	0	0	0	0	11	0	0	0	0	0	2	0.0
ANDREW PETERS	3	0	0	0	-2	4	0	0	0	0	0	2	0.0
MATT HALISCHUK	2	0	0	0	-2	0	0	0	0	0	0	0	0.0
PAUL MARTIN	2	0	0	0	-2	0	0	0	0	0	0	1	0.0
CORY MURPHY	2	0	0	0	-2	0	0	0	0	0	0	3	0.0
JOHNNY ODUYA	2	0	0	0	0	2	0	0	0	0	0	4	0.0
ROB DAVISON	1	0	0	0	0	0	0	0	0	0	0	0	0.0
ILKKA PIKKARAINEN	1	0	0	0	0	0	0	0	0	0	0	1	0.0
TIM SESTITO	1	0	0	0	-1	0	0	0	0	0	0	0	0.0
MARTIN SKOULA	1	0	0	0	0	0	0	0	0	0	0	1	0.0
FLYERS	GP	G	A	P	+/-	PIM	PP	SH	GW	GD	EN	S	S%
CLAUDE GIROUX	6	1	6	7	6	0	1	0	0	0	0	8	12.5
CHRIS PRONGER	6	0	7	7	5	6	0	0	0	0	0	13	0.0
SCOTT HARTNELL	6	1	4	5	0	4	1	0	0	0	0	16	6.2
MATT CARLE	6	2	2	4	3	2	0	0	0	0	0	7	28.6
JAMES VAN RIEMSDYK	5	2	2	4	3	0	0	0	1	0	0	9	22.2
SIMON GAGNE	4	2	2	4	3	0	0	0	1	0	0	11	18.2
KIMMO TIMONEN	6	1	3	4	0	4	1	0	0	0	0	8	12.5
JEFF CARTER	5	3	0	3	1	4	0	0	0	0	0	15	20.0
MIKE RICHARDS	6	2	1	3	-2	6	1	0	2	0	0	13	15.4
ARRON ASHAM	5	1	2	3	3	9	0	0	0	0	0	9	11.1
DANNY BRIERE	6	0	3	3	2	10	0	0	0	0	0	13	0.0
DARROLL POWE	5	2	0	2	3	2	0	0	0	0	0	6	33.3
IAN LAPERRIERE	6	1	1	2	2	5	0	0	0	0	0	2	50.0
VILLE LEINO	1	1	1	2	2	0	0	0	1	0	0	2	50.0
LUKAS KRAJICEK	3	1	0	1	0	2	0	0	0	0	0	3	33.3
BRAYDON COBURN	6	0	1	1	3	4	0	0	0	0	0	5	0.0
BLAIR BETTS	5	0	1	1	1	2	0	0	0	0	0	6	0.0
RYAN PARENT	3	0	1	1	2	2	0	0	0	0	0	3	0.0
OSKARS BARTULIS	5	0	0	0	4	6	0	0	0	0	0	2	0.0
DANIEL CARCILLO	5	0	0	0	-1	27	0	0	0	0	0	4	0.0
MIKA PYORALA	3	0	0	0	-1	2	0	0	0	0	0	5	0.0
RILEY COTE	1	0	0	0	0	0	0	0	0	0	0	0	0.0
JON KALINSKI	1	0	0	0	0	0	0	0	0	0	0	1	0.0
DAVID LALIBERTE	1	0	0	0	0	0	0	0	0	0	0	0	0.0
ANDREAS NODL	1	0	0	0	0	0	0	0	0	0	0	0	0.0
DANNY SYVRET	1	0	0	0	0	0	0	0	0	0	0	1	0.0

Power Play: 5-31 16.1% / Penalty Killing: 14-18 77.8%

Power Play: 4-18 22.2% / Penalty Killing: 26-31 83.9%

GOALTENDING

DEVILS	GP	MIN	W-L-OT	SO	GA	SA	SV	GAA	Save%
MARTIN BRODEUR	6	342	1-4-1	0	19	156	137	3.33	.878
YANN DANIS	1	20	0-0-0	0	1	6	5	3.00	.833
FLYERS	GP	MIN	W-L-OT	SO	GA	SA	SV	GAA	Save%
RAY EMERY	2	120	2-0-0	0	4	61	57	2.00	.934
MICHAEL LEIGHTON	2	123	2-0-0	0	4	53	49	1.95	.925
BRIAN BOUCHER	2	119	1-1-0	0	5	61	56	2.52	.918



NEW JERSEY DEVILS

SERIES VS. EASTERN CONFERENCE PLAYOFF OPPONENTS

NEW JERSEY DEVILS VS. PITTSBURGH PENGUINS



Won-6 Lost-0 OT-0



at NEW JERSEY

					ATTEND.	GOALTENDERS	W/D GOAL
Dec. 30, 2009	DEVILS	2	PENGUINS	0	17,625	BRODEUR/JOHNSON	NICLAS BERGFORS
Mar. 12, 2010	DEVILS	3	PENGUINS	1	17,625	BRODEUR/FLEURY	ANDY GREENE
Mar. 17, 2010	DEVILS	5	PENGUINS	2	17,625	BRODEUR/JOHNSON, FLEURY	PATRIK ELIAS

at PITTSBURGH

					ATTEND.	GOALTENDERS	W/D GOAL
Oct. 24, 2009	DEVILS	4	PENGUINS	1	17,132	BRODEUR/FLEURY	NICLAS BERGFORS
Nov. 12, 2009	DEVILS	4	PENGUINS	1	17,005	BRODEUR/FLEURY	ANDY GREENE
Dec. 21, 2009	DEVILS	4	PENGUINS	0	17,132	BRODEUR/JOHNSON, FLEURY	BRYCE SALVADOR

Goals by Period	1st	2nd	3rd	OT/SO	Total	Shots by Period:	1st	2nd	3rd	OT	Total
DEVILS	6	8	8	0/0	22	DEVILS	50	73	42	0	165
PENGUINS	3	0	2	0/0	5	PENGUINS	64	56	67	0	187

INDIVIDUAL SCORING

DEVILS	GP	G	A	P	+	PIM	PP	SH	GW	GD	EN	S	S%
ZACH PARISE	6	3	6	9	11	2	0	0	0	0	0	25	12.0
TRAVIS ZAJAC	6	1	7	8	7	6	0	0	0	0	0	12	8.3
NICLAS BERGFORS	4	4	3	7	2	2	2	0	2	0	0	18	22.2
ANDY GREENE	6	2	4	6	9	2	1	0	2	0	0	7	28.6
PATRIK ELIAS	5	3	2	5	6	2	0	1	1	0	0	10	30.0
DAVID CLARKSON	5	1	2	3	6	2	0	0	0	0	1	8	12.5
BRYCE SALVADOR	5	1	2	3	5	4	0	0	1	0	0	2	50.0
DAINIUS ZUBRUS	4	1	2	3	1	2	0	0	0	0	0	4	25.0
ILYA KOVALCHUK	2	1	2	3	3	0	0	0	0	0	0	9	11.1
MARK FRASER	4	2	0	2	2	0	0	0	0	0	0	4	50.0
JAMIE LANGENBRUNNER	6	1	1	2	2	6	0	1	0	0	1	18	5.6
ROB NIEDERMAYER	5	1	1	2	3	9	0	0	0	0	1	4	25.0
DEAN MCAMMOND	4	0	2	2	2	12	0	0	0	0	0	6	0.0
PAUL MARTIN	2	1	0	1	2	0	0	0	0	0	0	1	100.0
ROD PELLE	6	0	1	1	0	7	0	0	0	0	0	6	0.0
MARTIN SKOULA	2	0	1	1	2	2	0	0	0	0	0	3	0.0
BRIAN ROLSTON	6	0	0	0	-2	4	0	0	0	0	0	14	0.0
COLIN WHITE	6	0	0	0	1	10	0	0	0	0	0	0	0.0
MIKE MOTTAU	5	0	0	0	4	2	0	0	0	0	0	1	0.0
JAY PANDOLFO	5	0	0	0	0	2	0	0	0	0	0	7	0.0
JOHNNY ODUYA	3	0	0	0	4	0	0	0	0	0	0	1	0.0
ILKKA PIKKARAINEN	3	0	0	0	-1	0	0	0	0	0	0	0	0.0
VLADIMIR ZHARKOV	2	0	0	0	0	2	0	0	0	0	0	2	0.0
MATTHEW CORRENTE	1	0	0	0	0	0	0	0	0	0	0	0	0.0
MATT HALISCHUK	1	0	0	0	0	0	0	0	0	0	0	1	0.0
P.L. LETOURNEAU-LEBLOND	1	0	0	0	0	0	0	0	0	0	0	0	0.0
CORY MURPHY	1	0	0	0	0	0	0	0	0	0	0	0	0.0
ANSSI SALMELA	1	0	0	0	-1	0	0	0	0	0	0	2	0.0
TIM SESTITO	1	0	0	0	0	2	0	0	0	0	0	0	0.0

PENGUINS	GP	G	A	P	+	PIM	PP	SH	GW	GD	EN	S	S%
SIDNEY CROSBY	6	1	2	3	-6	8	0	0	0	0	0	17	5.9
RUSLAN FEDOTENKO	6	2	0	2	-4	12	0	0	0	0	0	21	9.5
ALEX GOLIGOSKI	6	1	1	2	0	2	0	0	0	0	0	13	7.7
CHRIS KUNITZ	6	1	1	2	-6	4	0	0	0	0	0	17	5.9
PASCAL DUPIUIS	6	0	2	2	-7	0	0	0	0	0	0	10	0.0
BILL GUERIN	6	0	1	1	-4	2	0	0	0	0	0	19	0.0
KRIS LETANG	5	0	1	1	-3	6	0	0	0	0	0	6	0.0
CHRIS BOURQUE	1	0	1	1	1	0	0	0	0	0	0	0	0.0
CRAIG ADAMS	6	0	0	0	0	15	0	0	0	0	0	5	0.0
MATT COOKE	6	0	0	0	-2	9	0	0	0	0	0	7	0.0
MIKE RUPP	6	0	0	0	-2	6	0	0	0	0	0	6	0.0
JORDAN STAAL	6	0	0	0	-3	2	0	0	0	0	0	16	0.0
MARK EATON	5	0	0	0	-7	2	0	0	0	0	0	2	0.0
BROOKS ORPIK	5	0	0	0	-5	0	0	0	0	0	0	2	0.0
SERGEI GONCHAR	4	0	0	0	-7	0	0	0	0	0	0	7	0.0
TYLER KENNEDY	4	0	0	0	-6	0	0	0	0	0	0	16	0.0
EVGENI MALKIN	4	0	0	0	-4	4	0	0	0	0	0	12	0.0
MARTIN SKOULA	4	0	0	0	-3	0	0	0	0	0	0	0	0.0
MAXIME TALBOT	4	0	0	0	-1	14	0	0	0	0	0	3	0.0
JAY McKEE	3	0	0	0	0	0	0	0	0	0	0	2	0.0
ERIC GODARD	2	0	0	0	0	0	0	0	0	0	0	0	0.0
JORDAN LEOPOLD	2	0	0	0	-1	0	0	0	0	0	0	1	0.0
ALEXEI PONIKAROVSKY	2	0	0	0	-1	0	0	0	0	0	0	4	0.0
CHRIS CONNER	1	0	0	0	-1	0	0	0	0	0	0	1	0.0
DERYK ENGELLAND	1	0	0	0	-1	0	0	0	0	0	0	0	0.0
BEN LOVEJOY	1	0	0	0	0	0	0	0	0	0	0	0	0.0

Power Play: 3-17 17.6% / Penalty Killing: 21-21 100.0%

Power Play: 0-21 0.0% / Penalty Killing: 14-17 82.4%

GOALTENDING

DEVILS	GP	MIN	W-L-OT	SO	GA	SA	SV	GAA	Save%
MARTIN BRODEUR	6	360	6-0-0	2	5	187	182	0.83	.973

PENGUINS	GP	MIN	W-L-OT	SO	GA	SA	SV	GAA	Save%
BRENT JOHNSON	3	117	0-1-0	0	1	51	50	0.51	.980
MARC-ANDRE FLEURY	5	238	0-5-0	0	18	111	93	4.54	.838

2009-10 SEASON IN REVIEW

SERIES VS. EASTERN CONFERENCE PLAYOFF OPPONENTS

NEW JERSEY DEVILS VS. WASHINGTON CAPITALS



Won-3 Lost-1 OT-0



at NEW JERSEY					ATTEND.	GOALTENDERS	W/D GOAL
Nov. 4, 2009	DEVILS	3	CAPITALS	2	13,498	BRODEUR/VARLAMOV	NICLAS BERGFORS
Nov. 14, 2009	DEVILS	5	CAPITALS	2	16,521	BRODEUR/THEODORE	ZACH PARISE
at WASHINGTON					ATTEND.	GOALTENDERS	W/D GOAL
Oct. 12, 2009	DEVILS	3	CAPITALS	2 (SO)	18,277	BRODEUR/THEODORE	JAMIE LANGENBRUNNER
Dec. 26, 2009	DEVILS	1	CAPITALS	4	18,277	BRODEUR/NEUVIRTH	MATT BRADLEY

Goals by Period	1st	2nd	3rd	OT/SO	Total	Shots by Period:	1st	2nd	3rd	OT	Total
DEVILS	2	5	4	0/1	12	DEVILS	35	33	43	3	114
CAPITALS	7	1	2	0/0	10	CAPITALS	42	47	37	4	130

INDIVIDUAL SCORING

DEVILS	GP	G	A	P	+/-	PIM	PP	SH	GW	GD	EN	S	S%
NICLAS BERGFORS	4	2	3	5	0	0	2	0	1	0	0	13	15.4
TRAVIS ZAJAC	4	0	4	4	0	0	0	0	0	0	0	8	0.0
JAMIE LANGENBRUNNER	4	1	2	3	0	2	1	0	0	1	0	7	14.3
BRIAN ROLSTON	4	2	0	2	-2	0	0	0	0	0	0	13	15.4
ZACH PARISE	4	1	1	2	0	0	0	0	1	0	0	21	4.8
COLIN WHITE	4	1	1	2	3	0	0	0	0	0	0	1	100.0
CORY MURPHY	2	1	1	2	-1	0	0	0	0	0	0	2	50.0
ROB NIEDERMAYER	3	0	2	2	0	0	0	0	0	0	0	2	0.0
DAINIUS ZUBRUS	3	0	2	2	1	0	0	0	0	0	0	3	0.0
ROD PELLEY	4	1	0	1	1	5	0	0	0	0	0	4	25.0
DAVID CLARKSON	3	1	0	1	-1	5	0	0	0	0	0	7	14.3
MATT HALISCHUK	2	1	0	1	1	2	0	0	0	0	0	3	33.3
ANDY GREENE	4	0	1	1	0	2	0	0	0	0	0	6	0.0
ILKKA PIKKARAINEN	3	0	1	1	1	2	0	0	0	0	0	3	0.0
TIM SESTITO	1	0	1	1	0	0	0	0	0	0	0	0	0.0
MIKE MOTTAU	4	0	0	0	3	0	0	0	0	0	0	6	0.0
BRYCE SALVADOR	4	0	0	0	-1	4	0	0	0	0	0	0	0.0
MARK FRASER	3	0	0	0	0	0	0	0	0	0	0	1	0.0
PATRIK ELIAS	2	0	0	0	0	0	0	0	0	0	0	4	0.0
JOHNNY ODUYA	2	0	0	0	-4	2	0	0	0	0	0	2	0.0
JAY PANDOLFO	2	0	0	0	-2	0	0	0	0	0	0	3	0.0
ANDREW PETERS	2	0	0	0	0	0	0	0	0	0	0	1	0.0
P.L. LETOURNEAU-LEBLOND	1	0	0	0	0	0	0	0	0	0	0	1	0.0
PAUL MARTIN	1	0	0	0	-2	0	0	0	0	0	0	0	0.0
DEAN McAMMOND	1	0	0	0	-3	0	0	0	0	0	0	2	0.0
VLADIMIR ZHARKOV	1	0	0	0	1	0	0	0	0	0	0	1	0.0

CAPITALS	GP	G	A	P	+/-	PIM	PP	SH	GW	GD	EN	S	S%
ALEX OVECHKIN	2	1	4	5	5	0	0	0	0	0	0	12	8.3
MIKE GREEN	4	2	2	4	1	2	0	0	0	0	0	13	15.4
NICKLAS BACKSTROM	4	1	2	3	2	2	0	0	0	0	0	9	11.1
MATHIEU PERREAU	2	1	2	3	2	0	0	0	0	0	0	6	16.7
TOMAS FLEISCHMANN	3	2	0	2	-3	0	1	0	0	0	0	3	66.7
MATT BRADLEY	4	1	1	2	2	0	0	0	1	0	0	5	20.0
MIKE KNUBLE	3	1	1	2	3	4	0	0	0	0	0	9	11.1
TYLER SLOAN	2	1	0	1	1	0	0	0	0	0	0	3	33.3
CHRIS CLARK	4	0	1	1	-1	10	0	0	0	0	0	5	0.0
BROOKS LAICH	4	0	1	1	-3	0	0	0	0	0	0	9	0.0
BRENDAN MORRISON	4	0	1	1	-2	4	0	0	0	0	0	6	0.0
ALEXANDER SEMIN	4	0	1	1	-2	8	0	0	0	0	0	12	0.0
DAVID STECKEL	4	0	1	1	1	0	0	0	0	0	0	7	0.0
KARL ALZNER	1	0	1	1	1	0	0	0	0	0	0	2	0.0
QUINTIN LAING	4	0	0	0	1	0	0	0	0	0	0	5	0.0
SHAONE MORRISONN	4	0	0	0	-1	4	0	0	0	0	0	1	0.0
JOHN ERSKINE	3	0	0	0	3	0	0	0	0	0	0	2	0.0
ERIC FEHR	3	0	0	0	-1	0	0	0	0	0	0	7	0.0
MILAN JURCINA	3	0	0	0	1	2	0	0	0	0	0	6	0.0
TOM POTI	3	0	0	0	-3	0	0	0	0	0	0	3	0.0
JEFF SCHULTZ	3	0	0	0	0	2	0	0	0	0	0	3	0.0
BOYD GORDON	2	0	0	0	0	2	0	0	0	0	0	0	0.0
BRIAN POTHIER	2	0	0	0	-1	2	0	0	0	0	0	2	0.0

Power Play: 3-17 17.6% / Penalty Killing: 8-9 88.9%

Power Play: 1-9 11.1% / Penalty Killing: 14-17 82.4%

GOALTENDING

DEVILS	GP	MIN	W-L-OT	SO	GA	SA	SV	GAA	Save%
MARTIN BRODEUR	4	245	3-1-0	0	10	130	120	2.45	.923

CAPITALS	GP	MIN	W-L-OT	SO	GA	SA	SV	GAA	Save%
MICHAL NEUVIRTH	1	60	1-0-0	0	1	30	29	1.01	.967
SEMYON VARLAMOV	1	59	0-1-0	0	3	32	29	3.05	.906
JOSE THEODORE	2	125	0-1-1	0	7	52	45	3.36	.865



NEW JERSEY DEVILS

2009 EASTERN CONFERENCE QUARTERFINALS



Won-3 Lost-4



NEW JERSEY DEVILS VS. CAROLINA HURRICANES

SUMMARY	GP	W	L	GF	GA	SF	SA	PIM	PP	SHG
NEW JERSEY	7	3	4	15	17	242	239	91	3-27, 11.1%	0
CAROLINA	7	4	3	17	15	239	242	77	2-29, 6.9%	0

DATE	GAME#	RES	SCORE	LOCATION	GOALTENDERS	WINNING GOAL
04/15/09	1	W	4-1	@ DEVILS	BRODEUR/Ward	PARISE
04/17/09	2	Lo	1-2	@ DEVILS	BRODEUR/Ward	Gleason*
04/19/09	3	Wo	3-2	@ Carolina	BRODEUR/Ward	ZAJAC^
04/21/09	4	L	3-4	@ Carolina	BRODEUR/Ward	Jokinen
04/23/09	5	W	1-0	@ DEVILS	BRODEUR/Ward	CLARKSON
04/26/09	6	L	0-4	@ Carolina	BRODEUR/Ward	Whitney
04/28/09	7	L	3-4	@ DEVILS	BRODEUR/Ward	Staal

* - Gleason scored at 2:40 of overtime.

^ - Zajac scored at 4:58 of overtime.

INDIVIDUAL SCORING

DEVILS	GP	G	A	PTS	+/-	PIM	S	CAROLINA	GP	G	A	PTS	+/-	PIM	S
Parise	7	3	3	6	2	2	29	Staal	7	5	2	7	4	2	33
Gionta	7	2	3	5	0	4	23	Whitney	7	3	4	7	0	2	25
Zajac	7	1	3	4	0	6	11	LaRose	7	2	5	7	3	6	23
Martin	7	0	4	4	0	2	9	Jokinen	7	3	1	4	2	0	14
Langenbrunner	4	2	1	3	0	2	16	Gleason	7	1	3	4	1	23	5
Elias	7	1	2	3	1-	2	25	Pitkanen	7	0	4	4	5	10	19
Shanahan	7	1	2	3	1-	2	25	Seidenberg	5	0	3	3	0	2	4
Clarkson	7	2	0	2	1-	19	12	Corvo	7	0	3	3	0	0	20
Mottau	7	1	1	2	3-	0	1	Bayda	6	2	0	2	2	4	9
Rolston	7	1	1	2	2	4	18	Ruutu	7	1	1	2	0	2	8
Pandolfo	7	1	0	1	2-	0	8	Cullen	7	0	2	2	0	4	7
Greene	3	0	1	1	1-	0	5	Walker	7	0	2	2	0	0	8
Holik	3	0	1	1	0	2	3	Samsonov	6	0	1	1	1	0	7
Havelid	7	0	1	1	0	2	3	Eaves	7	0	1	1	0	4	9
Madden	7	0	1	1	3-	4	18	Conboy	1	0	0	0	0	0	0
White	7	0	1	1	3-	6	3	Helminen	1	0	0	0	0	0	0
Zubrus	7	0	1	1	2-	10	14	Kaberle	3	0	0	0	1	0	4
Salvador	4	0	0	0	3-	4	4	Babchuk	6	0	0	0	1-	4	12
Oduya	7	0	0	0	3	2	8	Brind'Amour	7	0	0	0	1-	6	18
Rupp	7	0	0	0	2-	14	7	Cole	7	0	0	0	2-	6	11
Brodeur	7	0	0	0	-	4	0	Wallin	7	0	0	0	0	0	3

GOALTENDING

DEVILS	MINS	GA	SO	GAA	W	L	CAROLINA	MINS	GA	SO	GAA	W	L
Brodeur	427	17	1	2.39	3	4	Ward	427	15	1	2.11	4	3

2009-10 SEASON IN REVIEW

2009 NEW JERSEY DEVILS FINAL PLAYOFF STATISTICS (3-4, .429)

PLAYER	GP	G	A	PTS	+/-	PIM	PP	SH	GW	OT	S	PCTG
ZACH PARISE	7	3	3	6	2	2	1	0	1	0	29	10.3
BRIAN GIONTA	7	2	3	5	0	4	0	0	0	0	23	8.7
TRAVIS ZAJAC	7	1	3	4	0	6	0	0	1	1	11	9.1
PAUL MARTIN	7	0	4	4	0	2	0	0	0	0	9	.0
JAMIE LANGENBRUNNER	4	2	1	3	0	2	0	0	0	0	16	12.5
BRENDAN SHANAHAN	7	1	2	3	1-	2	0	0	0	0	25	4.0
PATRIK ELIAS	7	1	2	3	1-	2	0	0	0	0	25	4.0
DAVID CLARKSON	7	2	0	2	1-	19	1	0	1	0	12	16.7
BRIAN ROLSTON	7	1	1	2	2	4	1	0	0	0	18	5.6
MIKE MOTTAU	7	1	1	2	3-	0	0	0	0	0	1	100.0
JAY PANDOLFO	7	1	0	1	2-	0	0	0	0	0	8	12.5
BOBBY HOLIK	3	0	1	1	0	2	0	0	0	0	3	.0
ANDY GREENE	3	0	1	1	1-	0	0	0	0	0	5	.0
DAINIUS ZUBRUS	7	0	1	1	2-	10	0	0	0	0	14	.0
COLIN WHITE	7	0	1	1	3-	6	0	0	0	0	3	.0
JOHN MADDEN	7	0	1	1	3-	4	0	0	0	0	18	.0
NICLAS HAVELID	7	0	1	1	0	2	0	0	0	0	3	.0
BRYCE SALVADOR	4	0	0	0	3-	4	0	0	0	0	4	.0
MIKE RUPP	7	0	0	0	2-	14	0	0	0	0	7	.0
JOHNNY ODUYA	7	0	0	0	3	2	0	0	0	0	8	.0

GOALTENDER	GPI	MINS	AVG	W	L	EN	SO	GA	SA	SV %	G	A	PIM
MARTIN BRODEUR	7	427	2.39	3	4	0	1	17	239	.929	0	0	4
N.J TOTALS	7	428	2.38	3	4	0	1	17	239	.929			



NEW JERSEY DEVILS

ALL-TIME PLAYOFF RESULTS

1988 PATRICK DIVISION SEMIFINALS

DATE	GAME#	RES	SCORE	LOCATION	GOALTENDERS*	WINNING GOAL
04/06/88	1	Lo	3-4	@ NY Islanders	BURKE/Hrudey	LaFontaine
04/07/88	2	W	3-2	@ NY Islanders	SAUVE/Hrudey	JOHNSON
04/09/88	3	W	3-0	@ DEVILS	BURKE/Hrudey	DANEYKO
04/10/88	4	Lo	4-5	@ DEVILS	BURKE/Hrudey	Sutter
04/12/88	5	W	4-2	@ NY Islanders	BURKE/Hrudey	CONACHER
04/14/88	6	W	6-5	@ DEVILS	BURKE/Hrudey	SUNDSTROM

Leading scorers: Devils, MacLean 4g-7a-11pts; NY Islanders, LaFontaine 4g-5a-9pts.

1988 PATRICK DIVISION FINALS

DATE	GAME#	RES	SCORE	LOCATION	GOALTENDERS*	WINNING GOAL
04/18/88	1	L	1-3	@ Washington	BURKE/Peeters	Murphy
04/20/88	2	W	5-2	@ Washington	BURKE/Peeters	BROTEN, A.
04/22/88	3	W	10-4	@ DEVILS	BURKE/Peeters	CARLSSON
04/24/88	4	L	1-4	@ DEVILS	BURKE/Peeters	Sundstrom (Wsh.)
04/26/88	5	W	3-1	@ Washington	SAUVE/Malarchuk	KURVERS
04/28/88	6	L	2-7	@ DEVILS	BURKE/Peeters	Leach
04/30/88	7	W	3-2	@ Washington	BURKE/Peeters	MacLEAN

Leading scorers: Devils, Sundstrom 4g-6a-10pts; Washington, Murphy 4g-3a-7pts, Stevens 1g-6a-7pts.

1988 WALES CONFERENCE FINALS

DATE	GAME#	RES	SCORE	LOCATION	GOALTENDERS*	WINNING GOAL
05/02/88	1	L	3-5	@ Boston	SAUVE/Lemelin	Bourque
05/04/88	2	Wo	3-2	@ Boston	BURKE/Lemelin	BROWN
05/06/88	3	L	1-6	@ DEVILS	BURKE/Lemelin	Joyce
05/08/88	4	W	3-1	@ DEVILS	BURKE/Lemelin	VERBEEK
05/10/88	5	L	1-7	@ Boston	BURKE/Lemelin	Janney
05/12/88	6	W	6-3	@ DEVILS	BURKE/Lemelin	MacLEAN
05/14/88	7	L	2-6	@ Boston	BURKE/Lemelin	Middleton

Leading scorers: Devils, Kurvers 3g-4a-7pts; Boston, Linseman 5g-5a-10pts.

1990 PATRICK DIVISION SEMIFINALS

DATE	GAME#	RES	SCORE	LOCATION	GOALTENDERS*	WINNING GOAL
04/05/90	1	Lo	4-5	@ DEVILS	BURKE/Liut	Ciccarelli
04/07/90	2	W	6-5	@ DEVILS	TERRERI/Beaupre	STASTNY
04/09/90	3	W	2-1	@ Washington	TERRERI/Liut	SHANAHAN
04/11/90	4	L	1-3	@ Washington	BURKE/Beaupre	Druce
04/13/90	5	L	3-4	@ DEVILS	TERRERI/Beaupre	Courtнал
04/15/90	6	L	2-3	@ Washington	TERRERI/Beaupre	Druce

Leading scorers: Devils, Shanahan 3g-3a-6pts, Driver 1g-5a-6pts; Washington, Ciccarelli 8g-3a-11pts.

1991 PATRICK DIVISION SEMIFINALS

DATE	GAME#	RES	SCORE	LOCATION	GOALTENDERS*	WINNING GOAL
04/03/91	1	W	3-1	@ Pittsburgh	TERRERI/Barrasso	STASTNY
04/05/91	2	Lo	4-5	@ Pittsburgh	TERRERI/Barrasso	Jagr
04/07/91	3	L	3-4	@ DEVILS	TERRERI/Barrasso	Recchi
04/09/91	4	W	4-1	@ DEVILS	TERRERI/Barrasso	STASTNY
04/11/91	5	W	4-2	@ Pittsburgh	TERRERI/Barrasso	LEMIEUX
04/13/91	6	L	3-4	@ DEVILS	TERRERI/Pietrangelo	Francis
04/15/91	7	L	0-4	@ Pittsburgh	TERRERI/Pietrangelo	Hrdina

Leading scorers: Devils, MacLean 5g-3a-8pts, Shanahan 3g-5a-8pts; Pittsburgh, Recchi 2g-9a-11pts.

1992 PATRICK DIVISION SEMIFINALS

DATE	GAME#	RES	SCORE	LOCATION	GOALTENDERS*	WINNING GOAL
04/19/92	1	L	1-2	@ NY Rangers	TERRERI/Vanbiesbrouck	Gartner
04/21/92	2	W	7-3	@ NY Rangers	TERRERI/Vanbiesbrouck	BOSCHMAN
04/23/92	3	W	3-1	@ DEVILS	TERRERI/Richter	STEVENS
04/25/92	4	L	0-3	@ DEVILS	TERRERI/Richter	Erixon
04/27/92	5	L	5-8	@ NY Rangers	BRODEUR/Richter	King
04/29/92	6	W	5-3	@ DEVILS	TERRERI/Richter	CIGER
05/01/92	7	L	4-8	@ NY Rangers	TERRERI/Vanbiesbrouck	Graves

Leading scorers: Devils, Stastny 3g-7a-10pts; NY Rangers, Messier, 5g-6a-11pts.

2009-10 SEASON IN REVIEW

ALL-TIME PLAYOFF RESULTS

1993 PATRICK DIVISION SEMIFINALS

DATE	GAME#	RES	SCORE	LOCATION	GOALTENDERS*	WINNING GOAL
04/18/93	1	L	3-6	@ Pittsburgh	TERRERI/Barrasso	Francis
04/20/93	2	L	0-7	@ Pittsburgh	TERRERI/Barrasso	McEachern
04/22/93	3	L	3-4	@ DEVILS	BILLINGTON/Barrasso	Murphy
04/25/93	4	W	4-1	@ DEVILS	TERRERI/Barrasso	ALBELIN
04/26/93	5	L	3-5	@ Pittsburgh	TERRERI/Barrasso	Daniels

Leading scorers: Devils, Richer 2g-2a-4pts, Stevens 2g-2a-4pts, Driver 1g-3a-4pts; Pittsburgh, Lemieux 5g-4a-9pts.

1994 EASTERN CONFERENCE QUARTERFINALS

DATE	GAME#	RES	SCORE	LOCATION	GOALTENDERS*	WINNING GOAL
04/17/94	1	L	0-2	@ DEVILS	BRODEUR/Hasek	Simon
04/19/94	2	W	2-1	@ DEVILS	BRODEUR/Hasek	STEVENS
04/21/94	3	W	2-1	@ Buffalo	BRODEUR/Hasek	ALBELIN
04/23/94	4	L	3-5	@ Buffalo	BRODEUR/Hasek	Presley
04/25/94	5	W	5-3	@ DEVILS	BRODEUR/Hasek	LEMIEUX
04/27/94	6	Lo	0-1	@ Buffalo	BRODEUR/Hasek	Hannan
04/29/94	7	W	2-1	@ DEVILS	BRODEUR/Hasek	LEMIEUX

Leading scorers: Devils, Lemieux 4g-2a-6pts, MacLean 3g-3a-6pts, Stevens 1g-5a-6pts; Buffalo, Hawerchuk 0g-7a-7pts.

1994 EASTERN CONFERENCE SEMIFINALS

DATE	GAME#	RES	SCORE	LOCATION	GOALTENDERS*	WINNING GOAL
05/01/94	1	L	1-2	@ DEVILS	BRODEUR/Casey	Shaw
05/03/94	2	Lo	5-6	@ DEVILS	BRODEUR/Casey	Sweeney
05/05/94	3	W	4-2	@ Boston	TERRERI/Casey	CHORSKE
05/07/94	4	Wo	5-4	@ Boston	TERRERI/Casey	RICHER
05/09/94	5	W	2-0	@ DEVILS	BRODEUR/Casey	MILLEN
05/11/94	6	W	5-3	@ Boston	TERRERI/Casey	MacLEAN

Leading scorers: Devils, Lemieux 1g-6a-7pts; Boston, Oates, 0g-7a-7pts.

1994 EASTERN CONFERENCE FINALS

DATE	GAME#	RES	SCORE	LOCATION	GOALTENDERS*	WINNING GOAL
05/15/94	1	Wo	4-3	@ NY Rangers	BRODEUR/Richter	RICHER
05/17/94	2	L	0-4	@ NY Rangers	BRODEUR/Richter	Messier
05/19/94	3	Lo	2-3	@ DEVILS	BRODEUR/Richter	Matteau
05/21/94	4	W	3-1	@ DEVILS	BRODEUR/Richter	GUERIN
05/23/94	5	W	4-1	@ NY Rangers	BRODEUR/Richter	PELUSO
05/25/94	6	L	2-4	@ DEVILS	BRODEUR/Richter	Messier
05/27/94	7	Lo	1-2	@ NY Rangers	BRODEUR/Richter	Matteau

Leading scorers: Devils, Nicholls 2g-3a-5pts, Lemieux 2g-3a-5pts; NY Rangers, Messier 4g-7a-11pts.

1995 EASTERN CONFERENCE QUARTERFINALS

DATE	GAME#	RES	SCORE	LOCATION	GOALTENDERS*	WINNING GOAL
05/07/95	1	W	5-0	@ Boston	BRODEUR/Lacher	RICHER
05/08/95	2	W	3-0	@ Boston	BRODEUR/Lacher	RICHER
05/10/95	3	L	2-3	@ DEVILS	BRODEUR/Lacher	Neely
05/12/95	4	Wo	1-0	@ DEVILS	BRODEUR/Lacher	McKAY
05/14/95	5	W	3-2	@ Boston	BRODEUR/Lacher	ZELEPUKIN

Leading scorers: Devils, Richer 2g-6a-8pts; Boston, Bourque 0g-3a-3pts.

1995 EASTERN CONFERENCE SEMIFINALS

DATE	GAME#	RES	SCORE	LOCATION	GOALTENDERS*	WINNING GOAL
05/20/95	1	L	2-3	@ Pittsburgh	BRODEUR/Wregget	Robitaille
05/22/95	2	W	4-2	@ Pittsburgh	BRODEUR/Wregget	BROTEN, N.
05/24/95	3	W	5-1	@ DEVILS	BRODEUR/Wregget	HOLIK
05/26/95	4	Wo	2-1	@ DEVILS	BRODEUR/Wregget	BROTEN, N.
05/28/95	5	W	4-1	@ Pittsburgh	BRODEUR/Wregget	LEMIEUX

Leading scorers: Devils, Lemieux 6g-1a-7pts; Pittsburgh, Francis 3g-2a-5pts, Murphy 0g-5a-5pts.

1995 EASTERN CONFERENCE FINALS

DATE	GAME#	RES	SCORE	LOCATION	GOALTENDERS*	WINNING GOAL
06/03/95	1	W	4-1	@ Philadelphia	BRODEUR/Hextall	NIEDERMAYER
06/05/95	2	W	5-2	@ Philadelphia	BRODEUR/Hextall	BROTEN, N.
06/07/95	3	Lo	2-3	@ DEVILS	BRODEUR/Hextall	Lindros
06/10/95	4	L	2-4	@ DEVILS	BRODEUR/Hextall	Brind'Amour
06/11/95	5	W	3-2	@ Philadelphia	BRODEUR/Hextall	LEMIEUX
06/13/95	6	W	4-2	@ DEVILS	BRODEUR/Hextall	McKAY

Leading scorers: Devils, McKay 4g-3a-7pts; Philadelphia, Lindros 2g-3a-5pts.



NEW JERSEY DEVILS

ALL-TIME PLAYOFF RESULTS

1995 STANLEY CUP FINALS

DATE	GAME#	RES	SCORE	LOCATION	GOALTENDERS*	WINNING GOAL
06/17/95	1	W	2-1	@ Detroit	BRODEUR/Vernon	LEMIEUX
06/20/95	2	W	4-2	@ Detroit	BRODEUR/Vernon	DOWD
06/22/95	3	W	5-2	@ DEVILS	BRODEUR/Vernon	BROTEN, N.
06/24/95	4	W	5-2	@ DEVILS	BRODEUR/Vernon	BROTEN, N.

Leading scorers: Devils, Broten 3g-3a-6pts; Detroit, Fedorov 3g-2a-5pts.

1997 EASTERN CONFERENCE QUARTERFINALS

DATE	GAME#	RES	SCORE	LOCATION	GOALTENDERS*	WINNING GOAL
04/17/97	1	W	5-2	@ DEVILS	BRODEUR/Thibault	GUERIN
04/19/97	2	W	4-1	@ DEVILS	BRODEUR/Thibault	MacLEAN
04/22/97	3	W	6-4	@ Montreal	BRODEUR/Thibault	ZELEPUKIN
04/24/97	4	Lo	3-4	@ Montreal	BRODEUR/Theodore	Brisebois*
04/26/97	5	W	4-0	@ DEVILS	BRODEUR/Theodore	DEAN

Leading scorers: Devils, MacLean 3g-5a-8pts; Montreal, Recchi 4g-2a-6pts.

1997 EASTERN CONFERENCE SEMIFINALS

DATE	GAME#	RES	SCORE	LOCATION	GOALTENDERS*	WINNING GOAL
05/02/97	1	W	2-0	@ DEVILS	BRODEUR/Richter	NIEDERMAYER
05/04/97	2	L	0-2	@ DEVILS	BRODEUR/Richter	Leetch
05/06/97	3	L	2-3	@ NY Rangers	BRODEUR/Richter	Tikkanen
05/08/97	4	L	0-3	@ NY Rangers	BRODEUR/Richter	Graves
05/11/97	5	Lo	1-2	@ DEVILS	BRODEUR/Richter	Graves

Leading scorers: Devils, Niedermayer 1g-1a-2pts, Rolston 1g-1a-2pts; NY Rangers, Gretzky 2g-3a-5pts.

1998 EASTERN CONFERENCE QUARTERFINALS

DATE	GAME#	RES	SCORE	LOCATION	GOALTENDERS*	WINNING GOAL
04/22/98	1	Lo	1-2	@ DEVILS	BRODEUR/Rhodes	Gardiner
04/24/98	2	W	3-1	@ DEVILS	BRODEUR/Rhodes	GILMOUR
04/26/98	3	Lo	1-2	@ Ottawa	BRODEUR/Rhodes	Yashin
04/28/98	4	L	3-4	@ Ottawa	BRODEUR/Rhodes	Alfredsson
04/30/98	5	W	3-1	@ DEVILS	BRODEUR/Rhodes	ODELEIN
05/02/98	6	L	1-3	@ Ottawa	BRODEUR/Rhodes	Laukkanen

Leading scorers: Devils, Gilmour 5g-2a-7pts; Ottawa, Yashin 3g-2a-5pts.

1999 EASTERN CONFERENCE QUARTERFINALS

DATE	GAME#	RES	SCORE	LOCATION	GOALTENDERS*	WINNING GOAL
04/22/99	1	W	3-1	@ DEVILS	BRODEUR/Barrasso	SYKORA
04/24/99	2	L	1-4	@ DEVILS	BRODEUR/Barrasso	Andrusak
04/25/99	3	L	2-4	@ Pittsburgh	BRODEUR/Barrasso	Kovalev
04/27/99	4	W	4-2	@ Pittsburgh	BRODEUR/Barrasso	BRYLIN
04/30/99	5	W	4-3	@ DEVILS	BRODEUR/Barrasso	McKAY
05/02/99	6	Lo	2-3	@ Pittsburgh	BRODEUR/Barrasso	Jagr
05/04/99	7	L	2-4	@ DEVILS	BRODEUR/Barrasso	Hrdina

Leading scorers: Devils, Holik 0g-7a-7pts; Pittsburgh, Straka 6g-5a-11pts.

2000 EASTERN CONFERENCE QUARTERFINALS

DATE	GAME#	RES	SCORE	LOCATION	GOALTENDERS*	WINNING GOAL
04/13/00	1	W	4-3	@ DEVILS	BRODEUR/Vernon	GOMEZ
04/16/00	2	W	2-1	@ DEVILS	BRODEUR/Vernon	STEVENS
04/18/00	3	W	2-1	@ Florida	BRODEUR/Vernon	RAFALSKI
04/20/00	4	W	4-1	@ Florida	BRODEUR/Vernon	NIEDERMAYER

Leading scorers: Devils, Stevens, 2g-2a-4pts, Elias, 1g-3a-4pts; Florida, Bure 1g-3a-4pts.

2000 EASTERN CONFERENCE SEMIFINALS

DATE	GAME#	RES	SCORE	LOCATION	GOALTENDERS*	WINNING GOAL
04/27/00	1	L	1-2	@ Toronto	BRODEUR/Joseph	Tucker
04/29/00	2	W	1-0	@ Toronto	BRODEUR/Joseph	WHITE
05/01/00	3	W	5-1	@ DEVILS	BRODEUR/Joseph	GOMEZ
05/03/00	4	L	2-3	@ DEVILS	BRODEUR/Joseph	Kaberle
05/06/00	5	W	4-3	@ Toronto	BRODEUR/Joseph	MADDEN
05/08/00	6	W	3-0	@ DEVILS	BRODEUR/Joseph	SYKORA

Leading scorers: Devils, Elias 2g-4a-6pts; Toronto, Tucker 2g-1a-3pts, Berezin, 1g-2a-3pts, Korolev, 0g-3a-3pts.

2009-10 SEASON IN REVIEW

ALL-TIME PLAYOFF RESULTS

2000 EASTERN CONFERENCE FINALS

DATE	GAME#	RES	SCORE	LOCATION	GOALTENDERS*	WINNING GOAL
05/14/00	1	W	4-1	@ Philadelphia	BRODEUR/Boucher	SYKORA
05/16/00	2	L	3-4	@ Philadelphia	BRODEUR/Boucher	Langkow
05/18/00	3	L	2-4	@ DEVILS	BRODEUR/Boucher	Tocchet
05/20/00	4	L	1-3	@ DEVILS	BRODEUR/Boucher	Berube
05/22/00	5	W	4-1	@ Philadelphia	BRODEUR/Boucher	HOLIK
05/24/00	6	W	2-1	@ DEVILS	BRODEUR/Boucher	MOGILNY
05/26/00	7	W	2-1	@ Philadelphia	BRODEUR/Boucher	ELIAS

Leading scorers: Devils, Arnott 2g-5a-7pts; Philadelphia, Tocchet 4g-2a-6pts, Recchi, 3g-3a-6pts.

2000 STANLEY CUP FINALS

DATE	GAME#	RES	SCORE	LOCATION	GOALTENDERS*	WINNING GOAL
05/30/00	1	W	7-3	@ DEVILS	BRODEUR/Belfour	STEVENS
06/01/00	2	L	1-2	@ DEVILS	BRODEUR/Belfour	Hull
06/03/00	3	W	2-1	@ Dallas	BRODEUR/Belfour	SYKORA
06/05/00	4	W	3-1	@ Dallas	BRODEUR/Belfour	MADDEN
06/08/00	5	Lo	0-1	@ DEVILS	BRODEUR/Belfour	Modano
06/10/00	6	Wo	2-1	@ Dallas	BRODEUR/Belfour	ARNOTT

Leading scorers: Devils, Arnott 4g-3a-7pts; Dallas, Hull 2g-2a-4pts, Modano 1g-3a-4pts.

2001 EASTERN CONFERENCE QUARTERFINALS

DATE	GAME#	RES	SCORE	LOCATION	GOALTENDERS*	WINNING GOAL
04/12/01	1	W	5-1	@ DEVILS	BRODEUR/Irbe	HOLIK
04/15/01	2	W	2-0	@ DEVILS	BRODEUR/Irbe	MOGILNY
04/17/01	3	W	4-0	@ Carolina	BRODEUR/Irbe	HOLIK
04/18/01	4	Lo	2-3	@ Carolina	BRODEUR/Irbe	Brind'Amour
04/20/01	5	L	2-3	@ DEVILS	BRODEUR/Irbe	O'Neill
04/22/01	6	W	5-1	@ Carolina	BRODEUR/Irbe	BRYLIN

Leading Scorers: Devils, Holik 4g-4a-8pts; Carolina, Kapanen 2g-3a-5pts.

2001 EASTERN CONFERENCE SEMIFINALS

DATE	GAME#	RES	SCORE	LOCATION	GOALTENDERS*	WINNING GOAL
04/26/01	1	L	0-2	@ DEVILS	BRODEUR/Joseph	Antropov
04/28/01	2	Wo	6-5	@ DEVILS	BRODEUR/Joseph	McKAY
05/01/01	3	Wo	3-2	@ Toronto	BRODEUR/Joseph	RAFALSKI
05/03/01	4	L	1-3	@ Toronto	BRODEUR/Joseph	Berezin
05/05/01	5	L	2-3	@ DEVILS	BRODEUR/Joseph	Kaberle
05/07/01	6	W	4-2	@ Toronto	BRODEUR/Joseph	RAFALSKI
05/09/01	7	W	5-1	@ DEVILS	BRODEUR/Joseph	ELIAS

Leading Scorers: Devils, Mogilny 2g-5a-7pts, Gomez 2g-5a-7pts; Toronto, Sundin 4g-5a-9pts.

2001 EASTERN CONFERENCE FINALS

DATE	GAME#	RES	SCORE	LOCATION	GOALTENDERS*	WINNING GOAL
05/12/01	1	W	3-1	@ DEVILS	BRODEUR/Hedberg	SYKORA
05/15/01	2	L	2-4	@ DEVILS	BRODEUR/Hedberg	Corbet
05/17/01	3	W	3-0	@ Pittsburgh	BRODEUR/Hedberg	RAFALSKI
05/19/01	4	W	5-0	@ Pittsburgh	BRODEUR/Hedberg	ELIAS
05/22/01	5	W	4-2	@ DEVILS	BRODEUR/Hedberg	HOLIK

Leading Scorers: Devils, Rafalski 3g-5a-8pts; Pittsburgh, Straka 2g-1a-3pts, Lemieux 0g-3a-3pts.

2001 STANLEY CUP FINALS

DATE	GAME#	RES	SCORE	LOCATION	GOALTENDERS*	WINNING GOAL
05/26/01	1	L	0-5	@ Colorado	BRODEUR/Roy	Sakic
05/29/01	2	W	2-1	@ Colorado	BRODEUR/Roy	STEVENSON
05/31/01	3	L	1-3	@ DEVILS	BRODEUR/Roy	Bourque
06/02/01	4	W	3-2	@ DEVILS	BRODEUR/Roy	SYKORA
06/04/01	5	W	4-1	@ Colorado	BRODEUR/Roy	MOGLINY
06/07/01	6	L	0-4	@ DEVILS	BRODEUR/Roy	Foote
06/09/01	7	L	1-3	@ Colorado	BRODEUR/Roy	Tanguay

Leading Scorers: Devils, Elias 2g-3a-5pts; Colorado, Sakic 4g-5a-9pts.



NEW JERSEY DEVILS

ALL-TIME PLAYOFF RESULTS

2002 EASTERN CONFERENCE QUARTERFINALS

DATE	GAME#	RES	SCORE	LOCATION	GOALTENDERS*	WINNING GOAL
04/17/02	1	L	1-2	@ Carolina	BRODEUR/Irbe	Cole
04/19/02	2	Lo	1-2	@ Carolina	BRODEUR/Irbe	Battaglia
04/21/02	3	W	4-0	@ DEVILS	BRODEUR/Irbe	GIONTA
04/23/02	4	W	3-1	@ DEVILS	BRODEUR/Irbe	GIONTA
04/24/02	5	Lo	2-3	@ Carolina	BRODEUR/Weekes	Vasicek
04/27/02	6	L	0-1	@ DEVILS	BRODEUR/Weekes	Francis

Leading Scorers: Devils, Elias 2g-4a-6pts; Carolina, Battaglia 1g-2a-3pts, Francis 1g-2a-3pts, Svoboda 0g-3a-3pts.

2003 EASTERN CONFERENCE QUARTERFINALS

DATE	GAME#	RES	SCORE	LOCATION	GOALTENDERS*	WINNING GOAL
04/09/03	1	W	2-1	@ DEVILS	BRODEUR/Shields	LANGENBRUNNER
04/11/03	2	W	4-2	@ DEVILS	BRODEUR/Shields	LANGENBRUNNER
04/13/03	3	W	3-0	@ Boston	BRODEUR/Hackett	STEVENS
04/15/03	4	L	1-5	@ Boston	BRODEUR/Hackett	McGillis
04/17/03	5	W	3-0	@ DEVILS	BRODEUR/Hackett	MADDEN

Leading Scorers: Devils, Madden 2g-6a-8pts; Boston, McGillis 3g-0a-3pts, Thornton 1g-2a-3pts.

2003 EASTERN CONFERENCE SEMIFINALS

DATE	GAME#	RES	SCORE	LOCATION	GOALTENDERS*	WINNING GOAL
04/24/03	1	W	3-0	@ DEVILS	BRODEUR/Khabibulin	LANGENBRUNNER
04/26/03	2	Wo	3-2	@ DEVILS	BRODEUR/Khabibulin	LANGENBRUNNER
04/28/03	3	L	3-4	@ Tampa Bay	BRODEUR/Khabibulin	Andreychuk
04/30/03	4	W	3-1	@ Tampa Bay	BRODEUR/Khabibulin	ELIAS
05/02/03	5	Wo	2-1	@ DEVILS	BRODEUR/Grahame	MARSHALL

Leading Scorers: Devils, Gomez 1g-6a-7pts; Tampa Bay, St. Louis 2g-1a-3pts, Richards 0g-3a-3pts.

2003 EASTERN CONFERENCE FINALS

DATE	GAME#	RES	SCORE	LOCATION	GOALTENDERS*	WINNING GOAL
05/10/03	1	Lo	2-3	@ Ottawa	BRODEUR/Lalime	Van Allen
05/13/03	2	W	4-1	@ Ottawa	BRODEUR/Lalime	FRIESEN
05/15/03	3	W	1-0	@ DEVILS	BRODEUR/Lalime	BRYLIN
05/17/03	4	W	5-2	@ DEVILS	BRODEUR/Lalime	FRIESEN
05/19/03	5	L	1-3	@ Ottawa	BRODEUR/Lalime	Havlat
05/21/03	6	Lo	1-2	@ DEVILS	BRODEUR/Lalime	Phillips
05/23/03	7	W	3-2	@ Ottawa	BRODEUR/Lalime	FRIESEN

Leading Scorers: Devils, Friesen 3g-2a-5pts, Pandolfo 3g-2a-5pts, Niedermayer 0g-5a-5pts; Ottawa, Hossa 0g-4a-4pts.

2003 STANLEY CUP FINALS

DATE	GAME#	RES	SCORE	LOCATION	GOALTENDERS*	WINNING GOAL
05/27/03	1	W	3-0	@ DEVILS	BRODEUR/Giguere	FRIESEN
05/29/03	2	W	3-0	@ DEVILS	BRODEUR/Giguere	ELIAS
05/31/03	3	Lo	2-3	@ Anaheim	BRODEUR/Giguere	Salei
06/02/03	4	Lo	0-1	@ Anaheim	BRODEUR/Giguere	Thomas
06/05/03	5	W	6-3	@ DEVILS	BRODEUR/Giguere	PANDOLFO
06/07/03	6	L	2-5	@ Anaheim	BRODEUR/Giguere	Thomas
06/09/03	7	W	3-0	@ DEVILS	BRODEUR/Giguere	RUPP

Leading Scorers: Devils, Elias 3g-4a-7pts; Anaheim, Sykora 2g-3a-5pts.

2004 EASTERN CONFERENCE QUARTERFINALS

DATE	GAME#	RES	SCORE	LOCATION	GOALTENDERS*	WINNING GOAL
04/08/04	1	L	2-3	@ Philadelphia	BRODEUR/Esche	Primeau
04/10/04	2	L	2-3	@ Philadelphia	BRODEUR/Esche	Timander
04/12/04	3	W	4-2	@ DEVILS	BRODEUR/Esche	ELIAS
04/14/04	4	L	0-3	@ DEVILS	BRODEUR/Esche	Johnsson
04/17/04	5	L	1-3	@ Philadelphia	BRODEUR/Esche	Markov

Leading Scorers: Devils, Gomez 0g-6a-6pts; Philadelphia, Zhamnov 3g-5a-8pts.

2006 EASTERN CONFERENCE QUARTERFINALS

DATE	GAME#	RES	SCORE	LOCATION	GOALTENDERS*	WINNING GOAL
04/22/06	1	W	6-1	@ DEVILS	BRODEUR/Lundqvist	GOMEZ
04/24/06	2	W	4-1	@ DEVILS	BRODEUR/Weekes	GIONTA
04/26/06	3	W	3-0	@ NY Rangers	BRODEUR/Lundqvist	LANGENBRUNNER
04/29/06	4	W	4-2	@ NY Rangers	BRODEUR/Lundqvist	GIONTA

Leading Scorers: Devils, Elias 5g-6a-11pts; NY Rangers, Betts 1g-1a-2pts.

2009-10 SEASON IN REVIEW

ALL-TIME PLAYOFF RESULTS

2006 EASTERN CONFERENCE SEMIFINALS

DATE	GAME#	RES	SCORE	LOCATION	GOALTENDERS*	WINNING GOAL
05/06/06	1	L	0-6	@ Carolina	BRODEUR/Ward, C.	Whitney
05/08/06	2	Lo	2-3	@ Carolina	BRODEUR/Ward, C.	Wallin
05/10/06	3	L	2-3	@ DEVILS	BRODEUR/Ward, C.	Brind'Amour
05/13/06	4	W	5-1	@ DEVILS	BRODEUR/Ward, C.	PANDOLFO
05/14/06	5	L	1-4	@ Carolina	BRODEUR/Ward, C.	Stillman

Leading Scorers: Devils, Elias 1g-4a-5pts, Langenbrunner 1g-4a-5pts, Rafalski 0g-5a-5pts; Carolina, Staal 3g-4a-7pts.

2007 EASTERN CONFERENCE QUARTERFINALS

DATE	GAME#	RES	SCORE	LOCATION	GOALTENDERS*	WINNING GOAL
04/12/07	1	W	5-3	@ DEVILS	BRODEUR/Holmqvist	PARISE
04/14/07	2	L	2-3	@ DEVILS	BRODEUR/Holmqvist	Lecavalier
04/16/07	3	L	2-3	@ Tampa Bay	BRODEUR/Holmqvist	Prospal
04/18/07	4	Wo	4-3	@ Tampa Bay	BRODEUR/Holmqvist	GOMEZ
04/20/07	5	W	3-0	@ DEVILS	BRODEUR/Holmqvist	GREENE
04/22/07	6	W	3-2	@ Tampa Bay	BRODEUR/Holmqvist	GIONTA

Leading Scorers: Devils, Gomez 2g-7a-9pts; Tampa Bay, Richards 3g-5a-8pts, St. Louis 3g-5a-8pts.

2007 EASTERN CONFERENCE SEMIFINALS

DATE	GAME#	RES	SCORE	LOCATION	GOALTENDERS*	WINNING GOAL
04/26/07	1	L	4-5	@ DEVILS	BRODEUR/Emery	Redden
04/28/07	2	Wo	3-2	@ DEVILS	BRODEUR/Emery	LANGENBRUNNER
04/30/07	3	L	0-2	@ Ottawa	BRODEUR/Emery	Preissing
05/02/07	4	L	2-3	@ Ottawa	BRODEUR/Emery	Fisher
05/05/07	5	L	2-3	@ DEVILS	BRODEUR/Emery	Alfredsson

Leading Scorers: Devils, Gomez 2g-3a-5pts; Ottawa, Heatley 3g-7a-10pts.

2008 EASTERN CONFERENCE QUARTERFINALS

DATE	GAME#	RES	SCORE	LOCATION	GOALTENDERS*	WINNING GOAL
04/09/08	1	L	1-4	@ DEVILS	BRODEUR/Lundqvist	Callahan
04/11/08	2	L	1-2	@ DEVILS	BRODEUR/Lundqvist	Avery
04/13/08	3	Wo	4-3	@ NY Rangers	BRODEUR/Lundqvist	MADDEN
04/16/08	4	L	3-5	@ NY Rangers	BRODEUR/Lundqvist	Staal
04/18/08	5	L	3-5	@ DEVILS	BRODEUR/Lundqvist	Drury

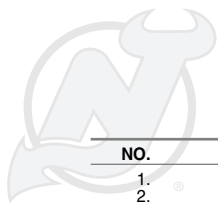
Leading Scorers: Devils, Elias 4g-2a-6pts; NY Rangers, Jagr 2g-6a-8pts.

2009 EASTERN CONFERENCE QUARTERFINALS

DATE	GAME#	RES	SCORE	LOCATION	GOALTENDERS*	WINNING GOAL
04/15/09	1	W	4-1	@ DEVILS	BRODEUR/Ward	PARISE
04/17/09	2	Lo	1-2	@ DEVILS	BRODEUR/Ward	Gleason
04/19/09	3	Wo	3-2	@ Carolina	BRODEUR/Ward	ZAJAC
04/21/09	4	L	3-4	@ Carolina	BRODEUR/Ward	Jokinen
04/23/09	5	W	1-0	@ DEVILS	BRODEUR/Ward	CLARKSON
04/26/09	6	L	0-4	@ Carolina	BRODEUR/Ward	Whitney
04/28/09	7	L	3-4	@ DEVILS	BRODEUR/Ward	Staal

Leading Scorers: Devils, Parise 3g-3a-6pts; Carolina, Staal 5g-2a-7pts.

*Denotes goaltender of record.



NEW JERSEY DEVILS

PLAYOFF FACTS

HAT TRICKS

NO.	DATE	PLAYER	SCORE	GOALTENDER
1.	4/20/88	Aaron Broten	DEVILS 5 at Washington 2	Peeters
2.	4/22/88	Mark Johnson (4)	Washington 4 at DEVILS 10	Malarchuk (2), Peeters (2)
3.	4/22/88	Patrik Sundstrom	Washington 4 at DEVILS 10	Malarchuk (1), Peeters (2)
4.	4/22/97	Valeri Zelepukin	DEVILS 6 at Montreal 4	Thibault
5.	4/24/06	John Madden	NY Rangers 1 at DEVILS 4	Weekes

HAT TRICKS VS. DEVILS

NO.	DATE	PLAYER	SCORE	GOALTENDER
1.	4/05/90	Dino Ciccarelli	Washington 5 at DEVILS 4	Burke
2.	4/27/92	Mike Gartner	DEVILS 5 at NY Rangers 8	Terreri
3.	5/25/94	Mark Messier	NY Rangers 4 at DEVILS 2	Brodeur
4.	4/28/98	Daniel Alfredsson	Ottawa 4 at DEVILS 3	Brodeur

SHUTOUTS

NO.	DATE	GOALTENDER	SCORE
1.	4/09/88	Sean Burke	NY Islanders 0 at DEVILS 3
2.	5/09/94	Martin Brodeur	Boston 0 at Devils 2
3.	5/07/95	Martin Brodeur	DEVILS 5 at Boston 0
4.	5/08/95	Martin Brodeur	DEVILS 3 at Boston 0
5.	5/12/95	Martin Brodeur	Boston 0 at DEVILS 1 (OT)
6.	4/26/97	Martin Brodeur	Montreal 0 at DEVILS 4
7.	5/02/97	Martin Brodeur	NY Rangers 0 at DEVILS 2
8.	4/29/00	Martin Brodeur	DEVILS 1 at Toronto 0
9.	5/08/00	Martin Brodeur	Toronto 0 at DEVILS 3
10.	4/15/01	Martin Brodeur	Carolina 0 at DEVILS 2
11.	4/17/01	Martin Brodeur	DEVILS 4 at Carolina 0
12.	5/17/01	Martin Brodeur	DEVILS 5 at Pittsburgh 0
13.	5/19/01	Martin Brodeur	DEVILS 3 at Pittsburgh 0
14.	4/21/02	Martin Brodeur	Carolina 0 at DEVILS 4
15.	4/13/03	Martin Brodeur	DEVILS 3 at Boston 0
16.	4/17/03	Martin Brodeur	Boston 0 at DEVILS 3
17.	4/24/03	Martin Brodeur	Tampa Bay 0 at DEVILS 3
18.	5/15/03	Martin Brodeur	Ottawa 0 at DEVILS 1
19.	5/27/03	Martin Brodeur	Anaheim 0 at DEVILS 3
20.	5/29/03	Martin Brodeur	Anaheim 0 at DEVILS 3
21.	6/09/03	Martin Brodeur	Anaheim 0 at DEVILS 3
22.	4/26/06	Martin Brodeur	DEVILS 3 at NY Rangers 0
23.	4/20/07	Martin Brodeur	Tampa Bay 0 at DEVILS 3
24.	4/23/09	Martin Brodeur	Carolina 0 at DEVILS 1

SHUTOUTS VS. DEVILS

NO.	DATE	GOALTENDER	SCORE
1.	4/15/91	Frank Pietrangelo	DEVILS 0 at Pittsburgh 4
2.	4/25/92	Mike Richter	NY Rangers 3 at DEVILS 0
3.	4/20/93	Tom Barrasso	DEVILS 0 at Pittsburgh 7
4.	4/17/94	Dominik Hasek	Buffalo 2 at DEVILS 0
5.	4/27/94	Dominik Hasek	DEVILS 0 at Buffalo 1 (4 OT)
6.	5/27/94	Mike Richter	DEVILS 0 at NY Rangers 4
7.	5/04/97	Mike Richter	NY Rangers 2 at DEVILS 0
8.	5/08/97	Mike Richter	DEVILS 0 at NY Rangers 3
9.	6/08/00	Ed Belfour	Dallas 1 at DEVILS 0 (3 OT)
10.	4/26/01	Curtis Joseph	Toronto 2 at DEVILS 0
11.	5/26/01	Patrick Roy	DEVILS 0 at Colorado 5
12.	6/07/01	Patrick Roy	Colorado 4 at DEVILS 0
13.	4/27/02	Kevin Weekes	Carolina 1 at DEVILS 0
14.	6/02/03	Jean-Sebastien Giguere	DEVILS 0 at Anaheim 1 (OT)
15.	4/14/04	Robert Esche	Philadelphia 3 at DEVILS 0
16.	5/06/06	Cam Ward	DEVILS 0 at Carolina 6
17.	4/30/07	Ray Emery	DEVILS 0 at Ottawa 2
18.	4/26/09	Cam Ward	DEVILS 0 at Carolina 4

OVERTIME GAMES (14-24, .368)

NO.	DATE	RD/GM.	SCORE	WINNING GOAL	GOALTENDERS	TIME
1.	4/06/88	1/1	DEVILS 3 at NY Islanders 4	Pat LaFontaine	BURKE/Hrudy	6:11
2.	4/10/88	1/4	NY Islanders 5 at DEVILS 4	Duane Sutter	BURKE/Hrudy	15:07
3.	5/04/88	3/2	DEVILS 3 at Boston 2	DOUG BROWN	BURKE/Lemelin	17:46
4.	4/05/90	1/1	Washington 5 at DEVILS 4	Dino Ciccarelli	BURKE/Liut	5:34
5.	4/05/91	1/2	DEVILS 4 at Pittsburgh 5	Jaromir Jagr	TERRERI/Barrasso	8:52
6.	4/27/94	1/6	DEVILS 0 at Buffalo 1	Dave Hannan	BRODEUR/Hasek	65:43
7.	5/03/94	2/2	Boston 6 at DEVILS 5	Don Sweeney	BRODEUR/Casey	9:08
8.	5/07/94	2/4	DEVILS 5 at Boston 4	STEPHANE RICHER	TERRERI/Casey	14:19
9.	5/15/94	3/1	DEVILS 4 at NY Rangers 3	STEPHANE RICHER	BRODEUR/Richter	35:23
10.	5/19/94	3/3	NY Rangers 3 at DEVILS 2	Stephane Matteau	BRODEUR/Richter	26:13
11.	5/27/94	3/7	DEVILS 1 at NY Rangers 2	Stephane Matteau	BRODEUR/Richter	24:24
12.	5/12/95	1/4	Boston 0 at DEVILS 1	RANDY McKAY	BRODEUR/Lacher	8:51
13.	5/26/95	2/4	Pittsburgh 1 at DEVILS 2	NEAL BROTEN	BRODEUR/Wregget	18:36
14.	6/07/95	3/3	Philadelphia 3 at DEVILS 2	Eric Lindros	BRODEUR/Hextall	4:19
15.	4/24/97	1/4	DEVILS 3 at Montreal 4	Patrice Brisebois	BRODEUR/Theodore	47:37
16.	5/11/97	2/5	NY Rangers 2 at DEVILS 1	Adam Graves	BRODEUR/Richter	14:08
17.	4/22/98	1/1	Ottawa 2 at DEVILS 1	Bruce Gardiner	BRODEUR/Rhodes	5:58
18.	4/26/98	1/3	DEVILS 1 at Ottawa 2	Alexei Yashin	BRODEUR/Rhodes	2:47
19.	5/02/99	1/6	DEVILS 2 at Pittsburgh 3	Jaromir Jagr	BRODEUR/Barrasso	8:59
20.	6/08/00	4/5	Dallas 1 at DEVILS 0	Mike Modano	BRODEUR/Belfour	46:21
21.	6/10/00	4/6	DEVILS 2 at Dallas 1	JASON ARNOTT	BRODEUR/Belfour	28:20
22.	4/18/01	1/4	DEVILS 2 at Carolina 3	Rod Brind'Amour	BRODEUR/Irbe	0:46
23.	4/28/01	2/2	Toronto 5 at DEVILS 6	RANDY McKAY	BRODEUR/Joseph	5:31
24.	5/01/01	2/3	DEVILS 3 at Toronto 2	BRIAN RAFALSKI	BRODEUR/Joseph	7:00
25.	4/19/02	1/2	DEVILS 1 at Carolina 2	Bates Battaglia	BRODEUR/Irbe	15:26
26.	4/24/02	1/5	DEVILS 2 at Carolina 3	Josef Vasicek	BRODEUR/Weekes	8:16
27.	4/26/03	2/2	Tampa Bay 2 at DEVILS 3	JAMIE LANGENBRUNNER	BRODEUR/Khabibulin	2:09
28.	5/02/03	2/5	Tampa Bay 1 at DEVILS 2	GRANT MARSHALL	BRODEUR/Grahame	51:12
29.	5/10/03	3/1	DEVILS 2 at Ottawa 3	Shaun Van Allen	BRODEUR/Lalime	3:08
30.	5/21/03	3/6	Ottawa 2 at DEVILS 1	Chris Phillips	BRODEUR/Lalime	15:51
31.	5/31/03	4/3	DEVILS 2 at Anaheim 3	Ruslan Salei	BRODEUR/Giguere	6:59
32.	6/02/03	4/4	DEVILS 0 at Anaheim 1	Steve Thomas	BRODEUR/Giguere	0:39
33.	5/08/06	2/2	DEVILS 2 at Carolina 3	Niclas Wallin	BRODEUR/Ward, C.	3:09
34.	4/18/07	1/4	DEVILS 4 at Tampa Bay 3	SCOTT GOMEZ	BRODEUR/Holmqvist	12:54
35.	4/28/07	2/2	Ottawa 2 at DEVILS 3	JAMIE LANGENBRUNNER	BRODEUR/Emery	21:55
36.	4/13/08	1/3	DEVILS 4 at NY Rangers 3	JOHN MADDEN	BRODEUR/Lundqvist	6:01
37.	4/17/09	1/2	Carolina 2 at DEVILS 1	Tim Gleason	BRODEUR/Ward	2:40
38.	4/19/09	1/3	DEVILS 3 at Carolina 2	TRAVIS ZAJAC	BRODEUR/Ward	4:58

2009-10 Season in Review

ALL-TIME PLAYOFF STATISTICS (121W-102L, .543)

SCORING

PLAYER	GP	G	A	PTS	+/-	PIM	PP	SH	GW	OT	S	PCTG	PLAYER	GP	G	A	PTS	+/-	PIM	PP	SH	GW	OT	S	PCTG
PATRIK ELIAS	133	40	73	113	21	77	19	2	6	0	375	10.7	LAURIE BOSCHMAN	14	2	1	3	0	24	0	0	1	0	18	11.1
JOHN MacLEAN	88	31	44	75	5	142	11	2	4	0	266	11.7	BOB CORKUM	12	1	2	3	2-	0	0	0	0	0	11	9.1
SCOTT GOMEZ	97	21	44	65	14	50	5	0	4	1	272	7.7	DENIS PEDERSON	18	1	2	3	2-	4	0	1	0	0	17	5.9
SCOTT NIEDERMAYER	146	17	47	64	19	100	7	2	3	0	282	6.0	SEAN O'DONNELL	23	1	2	3	5	41	0	0	0	0	9	11.1
SCOTT STEVENS	153	17	45	62	33	186	8	0	6	0	295	5.8	PASCAL RHEAUME	24	1	2	3	2-	13	0	0	0	0	30	3.3
BRIAN RAFALSKI	102	17	43	60	22	37	9	0	4	1	162	10.5	DOUG SULLIMAN	9	0	3	3	2-	2	0	0	0	0	8	.0
CLAUDE LEMIEUX	82	34	23	57	18	171	5	0	6	0	265	12.8	DAVE ELLETT	10	0	3	3	1-	10	0	0	0	0	15	.0
BOBBY HOLIK	124	20	37	57	6	107	5	0	5	0	304	6.6	BRENDAN MORRISON	10	0	3	3	2-	0	0	0	0	0	14	.0
JAMIE LANGENBRUNNER	63	18	31	49	12	55	3	0	6	2	167	10.8	OLEG TVERDOVSKY	15	0	3	3	4-	0	0	0	0	0	5	.0
PETR SYKORA	63	22	24	46	22	28	3	2	6	0	149	14.8	JAN HRDINA	5	2	0	2	0	2	0	0	0	0	7	28.6
RANDY McKay	116	20	22	42	9	80	5	0	4	2	158	12.7	DAVID CLARKSON	15	2	0	2	4-	25	1	0	1	0	17	11.8
BRUCE DRIVER	82	10	32	42	16	58	7	1	0	0	175	5.7	ALEXANDER SEMAK	8	1	1	2	5-	0	0	0	0	0	13	7.7
JOHN MADDEN	112	20	21	41	3	24	2	4	4	1	289	6.9	CLAUDE VILGRAIN	11	1	1	2	1-	17	0	0	0	0	9	11.1
JASON ARNOTT	58	18	23	41	13	38	9	0	1	1	116	15.5	JANNE OJANEN	3	0	2	2	2-	0	0	0	0	0	0	.0
BRIAN GIONTA	67	19	21	40	4	18	5	2	5	0	187	10.2	SHELDON SOURAY	5	0	2	2	1	2	0	0	0	0	1	.0
STEPHANE RICHER	54	16	24	40	1	10	7	1	4	2	164	9.8	JEFF MADILL	7	0	2	2	0	8	0	0	0	0	13	.0
SERGEI BRYLIN	109	15	19	34	2	32	3	0	3	0	150	10.0	DAVID HALE	9	0	2	2	0	12	0	0	0	0	3	.0
JAY PANDOLFO	131	11	22	33	7-	12	0	1	2	0	152	7.2	JIM KORN	9	0	2	2	2	71	0	0	0	0	2	.0
ZACH PARISE	32	12	12	24	1	14	4	0	2	0	115	10.4	DAINIUS ZUBRUS	12	0	2	2	5-	18	0	0	0	0	19	.0
PETR STASTNY	25	9	15	24	2-	27	2	0	3	0	31	29.0	JOHNNY ODUYA	18	0	2	2	0	14	0	0	0	0	14	.0
PATRIK SUNDSTROM	26	8	16	24	8	16	3	0	1	0	49	16.3	ERIK RASMUSSEN	25	0	2	2	1-	24	0	0	0	0	12	.0
ALEXANDER MOGILNY	48	9	14	23	4	12	3	0	3	0	131	6.9	RANDY VELISCHKE	25	0	2	2	12-	24	0	0	0	0	12	.0
BILL GUERIN	56	11	11	22	2	91	2	0	2	0	103	10.7	BEN HANKINSON	2	1	0	1	1	4	0	0	0	0	3	33.3
TOMMY ALBELIN	77	7	15	22	10	22	2	0	2	0	77	9.1	ANDERS CARLSSON	3	1	0	1	1	2	0	0	1	0	2	50.0
KEN DANEYKO	175	5	17	22	19	296	0	0	1	0	101	5.0	DAVE BARR	5	1	0	1	2-	6	0	0	0	0	4	25.0
BRENDAN SHANAHAN	32	9	11	20	2	78	4	0	1	0	72	12.5	KEN KLEE	6	1	0	1	1-	6	0	0	0	0	2	50.0
VALERI ZELEPUKIN	55	10	9	19	4	30	2	0	2	0	80	12.5	COREY MILLEN	7	1	0	1	0	2	0	0	1	0	7	14.3
NEAL BROTEN	20	7	12	19	13	6	1	0	4	1	47	14.9	BRYCE SALVADOR	9	1	0	1	2-	6	0	0	0	0	5	20.0
MARK JOHNSON	20	10	8	18	3	4	5	0	1	0	31	32.3	ANDY BRICKLEY	4	0	1	1	0	4	0	0	0	0	5	.0
KIRK MULLER	33	5	13	18	15-	58	0	0	0	0	63	7.9	ANDREAS SALOMONSSON	4	0	1	1	1	0	0	0	0	0	5	.0
BOB CARPENTER	60	4	13	17	1-	30	1	0	0	0	85	4.7	ARRON ASHAM	5	0	1	1	1	2	0	0	0	0	3	.0
AARON BROTEN	20	5	11	16	9-	20	3	0	1	0	46	10.9	NICLAS HAVELID	7	0	1	1	0	2	0	0	0	0	3	.0
SHAWN CHAMBERS	30	5	11	16	0	8	3	0	0	0	53	9.4	PERRY ANDERSON	14	0	1	1	3-	123	0	0	0	0	5	.0
TOM CHORSKE	45	5	11	16	4-	8	0	0	1	0	70	7.1	BRAD LUKOWICH	20	0	1	1	2	6	0	0	0	0	10	.0
PAUL MARTIN	37	2	14	16	10-	18	2	0	0	0	43	4.7	SEAN BROWN	1	0	0	0	1-	2	0	0	0	0	0	.0
TOM KURVERS	19	6	9	15	5-	38	3	0	1	0	55	10.9	STEVE BRULE	1	0	0	0	0	0	0	0	0	0	0	.0
JEFF FRIESE	29	10	4	14	8	10	1	0	4	0	57	17.5	SCOTT CLEMMENSEN	1	0	0	0	-	0	0	0	0	0	0	.0
COLIN WHITE	106	1	14	15	8	117	0	0	1	0	86	1.2	DANTON COLE	1	0	0	0	1-	0	0	0	0	0	1	.0
BERNIE NICHOLLS	21	4	9	13	2-	34	2	1	0	0	40	10.0	SCOTT DANIELS	1	0	0	0	0	0	0	0	0	0	0	.0
BRIAN ROLSTON	36	9	3	12	9	18	3	4	0	0	104	8.7	IGOR LARIONOV	1	0	0	0	1-	0	0	0	0	0	0	.0
PAT VERBEEK	20	4	8	12	11-	51	2	0	1	0	44	9.1	SYLVAIN TURGEON	1	0	0	0	1-	0	0	0	0	0	3	.0
DOUG BROWN	32	7	4	11	3	10	0	2	1	1	50	14.0	CRAIG BILLINGTON	2	0	0	0	-	0	0	0	0	0	0	.0
DOUG GILMOUR	16	5	6	11	2	18	1	0	1	0	33	15.2	VALERI KAMENSKY	2	0	0	0	0	0	0	0	0	0	2	.0
JIM DOWD	41	4	7	11	2-	20	0	0	1	0	46	8.7	COREY SCHWAB	2	0	0	0	-	0	0	0	0	0	0	.0
CLAUDE LOISELLE	20	4	6	10	0	52	0	2	0	0	32	12.5	PETER ZEDEL	2	0	0	0	0	10	0	0	0	0	4	.0
JOE NIEUWENDYK	22	3	7	10	4-	4	1	0	0	0	32	9.4	CHRISTIAN BERGLUND	3	0	0	0	0	2	0	0	0	0	6	.0
TRAVIS ZAJAC	23	2	8	10	4	14	0	0	1	1	32	6.3	TROY CROWDER	3	0	0	0	2-	22	0	0	0	0	2	.0
GRANT MARSHALL	31	6	3	9	3	16	2	0	1	1	51	11.8	VITALY VISHNEVSKI	3	0	0	0	3	2	0	0	0	0	1	.0
PAT CONACHER	36	4	5	9	3	30	0	2	1	0	28	14.3	RAY GIROUX	4	0	0	0	1	0	0	0	0	0	3	.0
SERGEI NEMCHINOV	53	4	5	9	3-	6	1	0	0	0	38	10.5	LEE NORWOOD	4	0	0	0	0	18	0	0	0	0	4	.0
LYLE ODELEIN	23	3	6	9	2-	50	2	0	1	0	46	6.5	VADIM SHARIFIJANOV	4	0	0	0	0	0	0	0	0	0	3	.0
ERIC WEINRICH	20	2	7	9	3-	27	1	0	0	0	27	7.4	DOUG DOUGER	5	0	0	0	5-	0	0	0	0	0	8	.0
ALEXEI KASATONOV	24	2	7	9	0	34	0	0	0	0	34	5.9	BOB BROOKE	5	0	0	0	0	14	0	0	0	0	2	.0
MARTIN BRODEUR	176	1	8	9	-	34	0	0	0	0	2	50.0	VIKTOR KOZLOV	5	0	0	0	2-	0	0	0	0	0	6	.0
ZDENO CIGER	13	2	6	8	1-	4	0	0	1	0	28	7.1	BOB SAUVE	5	0	0	0	-	0	0	0	0	0	0	.0
JON MORRIS	11	1	7	8	3	25	1	0	0	0	9	11.1	REID SIMPSON	5	0	0	0	1-	29	0	0	0	0	0	.0
VIACHESLAV FETISOV	38	1	7	8	7-	47	0	0	0	0	37	2.7	RICHARD SMEHLIK	5	0	0	0	2-	2	0	0	0	0	2	.0
CRAIG WOLANIN	18	2	5	7	2	51	1	0	0	0	16	12.5	BRAD BOMBARDIR	6	0	0	0	0	0	0	0	0	0	2	.0
JOE CIRELLA	19	0	7	7	3-	49	0	0	0	0	27	0.0	JASON SMITH	6	0	0	0	1-	7	0	0	0	0	2	.0
MIKE RUPP	25	1	5	6	4	23	0	0	1	0	12	8.3	KEN SUTTON	6	0	0	0	1	13	0	0	0	0	7	.0
TURNER STEVENSON	43	2	4	6	2	50	0	0	1	0	46	4.3	JIRI BICEK	7	0	0	0	3-	0	0	0	0	0	6	.0
KEVIN TODD	8	3	2	5	1	14	1	0	0	0	16	18.8	KRZYSZTOF OLIVA	7	0	0	0	0	25	0	0	0	0	5	.0
STEVE THOMAS	16	1	4	5	5-	20	0	0	0	0	37	2.7	JAMIE HUSCROFT	8	0	0	0	0	22	0	0	0	0	1	.0
VLADIMIR MALAKHOV	23	1	4	5	3	18	1	0	0	0	29	3.4	JASON WIEMER	8	0	0	0	0	16	0	0	0	0	2	.0
DAVID MALEY	26	3	1	4	4-	105	0	0	0	0	16	18.8	CAM JANSSEN	9	0	0	0	0	26	0	0	0	0	3	.0
KEVIN DEAN	16	2	2	4	4-	2	0	0	1	0	18	11.1	STEVE KELLY	10	0	0	0	1-	4	0	0	0	0	5	.0
ANDY GREENE	16	2	2	4	4	2	0	0	1	0	17	11.8	RICHARD MATVICHUK	16	0	0	0	1	14	0	0	0	0	1	.0
MIKE PELUSO	37	2	2	4	2	72	0	0	1	0															



NEW JERSEY DEVILS

TEAM PLAYOFF RECORDS

SEASON

STREAKS

LONGEST WINNING

6 - 6/11-24/95, 5/22-6/5/95

At Home

8 - 4/9-5/17/03

On Road

7 - 5/22-6/20/95

LONGEST LOSING

4 - 5/4-11/97

At Home

3 - 4/9-18/08

On Road

3 - Accomplished seven times,
most recently 5/6-14/06

LONGEST SHUTOUT STREAK

166:01 - 4/25-29/94

At Home

158:26 - 4/11-26/03

On Road

148:50 - 5/7-26/01

MOST CONSECUTIVE GAMES WITHOUT BEING SHUTOUT

35 - 5/11/97-6/5/00

LONGEST SCORELESS STREAK

145:31 - 6/5-10/00

At Home

153:39 - 6/1-8/00

On Road

155:46 - 4/23-5/5/94

WINS

MOST WINS

16 - 2002-03, 1999-00, 1994-95

At Home

12 - 2002-03

On Road

10 - 1999-00, 1994-95

FEWEST WINS

1 - 2007-08, 2003-04, 1992-93

(franchise record)

0 - 1977-78

At Home

0 - 2007-08

(franchise record)

0 - 2007-08, 1977-78

On Road

0 - Accomplished four times,

most recently 2003-04

(franchise record)

0 - Accomplished five times,

most recently 2003-04

LOSSES

FEWEST LOSSES

4 - Accomplished 12 times,

most recently 2008-09

(franchise record)

2 - 1977-78

At Home

1 - Accomplished seven times,

most recently 2005-06

(franchise record)

1 - Accomplished eight times,

most recently 2005-06

On Road

1 - 2007-08, 1994-95

(franchise record)

1 - 2007-08, 1994-95, 1977-78

MOST LOSSES

10 - 2000-01

At Home

6 - 2000-01

On Road

7 - 2002-03

GOALS

MOST GOALS SCORED

69 - 2000-01

At Home

39 - 2002-03

On Road

39 - 1994-95

FEWEST GOALS SCORED

9 - 2003-04

(franchise record)

3 - 1977-78

At Home

4 - 2003-04

(franchise record)

1 - 1977-78

On Road

4 - 2001-02

(franchise record)

2 - 1977-78

FEWEST GOALS OPPONENT

9 - 2001-02

(franchise record)

6 - 1977-78

At Home

2 - 2001-02

On Road

7 - 2001-02, 1989-90

(franchise record)

3 - 1977-78

MOST GOALS OPPONENT

71 - 1987-88

At Home

35 - 1987-88

On Road

36 - 1987-88

POWER PLAY

MOST POWER PLAY GOALS

23 - 1987-88

At Home

12 - 1987-88

On Road

12 - 1994-95

FEWEST POWER PLAY GOALS

3 - 2008-09, 2003-04, 1997-98

(franchise record)

1 - 1977-78

At Home

1 - 1998-99

(franchise record)

0 - 1977-78

On Road

0 - 2008-09, 2003-04

MOST POWER PLAY CHANCES

117 - 1987-88 (23 PPGs, 19.7%)

At Home

57 - 2000-01 (7 PPGs, 12.3%)

On Road

67 - 1987-88 (11 PPGs, 16.4%)

FEWEST POWER PLAY CHANCES

18 - 2003-04 (3 PPGs, 16.7%)

(franchise record)

5 - 1977-78 (1 PPG, 20.0%)

At Home

9 - 2003-04 (3 PPGs, 33.3%)

(franchise record)

2 - 1977-78

On Road

9 - 2008-09 (0 PPGs, 0.0%)

2003-04 (0 PPGs, 0.0%)

(franchise record)

3 - 1977-78 (1 PPG, 33.3%)

FEWEST PPGs OPPONENT

2 - 2008-09

(franchise record)

1 - 1977-78

At Home

0 - 1999-00, 1997-98

(franchise record)

0 - 1999-00, 1997-98, 1977-78

On Road

1 - 2008-09

(franchise record)

1 - 2008-09, 1977-78

MOST PPGs OPPONENT

22 - 1987-88

At Home

8 - 1987-88

On Road

14 - 1987-88

MOST TIMES SHORTHANDED

128 - 1987-88 (22 PPGA, 82.8%)

At Home

59 - 1987-88 (8 PPGA, 86.4%)

On Road

69 - 1987-88 (14 PPGA, 79.7%)

FEWEST TIMES SHORTHANDED

12 - 2003-04 (4 PPGA, 66.7%)

(franchise record)

5 - 1977-78 (1 PPGA, 80.0%)

At Home

6 - 2003-04 (2 PPGA, 66.7%)

(franchise record)

0 - 1977-78

On Road

6 - 2003-04 (2 PPGA, 66.7%)

(franchise record)

3 - 1977-78 (1 PPGA, 66.7%)

MOST SHORTHANDED GOALS

4 - 2005-06, 1999-00, 1987-88

At Home

3 - 2005-06

On Road

2 - 1999-00, 1987-88

FEWEST SHORTHANDED GOALS

0 - Accomplished four times,

most recently 2008-09

(franchise record)

0 - Accomplished five times,

most recently 2008-09

At Home

0 - Accomplished nine times,

most recently 2008-09

(franchise record)

0 - Accomplished ten times,

most recently 2008-09

On Road

0 - Accomplished eight times,

most recently 2008-09

(franchise record)

0 - Accomplished nine times,

most recently 2008-09

FEWEST SHG OPPONENT

0 - Accomplished eight times,

most recently 2008-09

(franchise record)

0 - Accomplished nine times,

most recently 2008-09

MOST SHG OPPONENT

5 - 1987-88

At Home

4 - 1987-88

On Road

4 - 1991-92

PENALTY MINUTES

MOST PENALTY MINUTES

869 - 1987-88

At Home

471 - 1987-88

On Road

398 - 1987-88

FEWEST PENALTY MINUTES

28 - 2003-04

(franchise record)

25 - 1977-78

At Home

12 - 2003-04

(franchise record)

0 - 1977-78

On Road

16 - 2003-04

MOST PIM OPPONENT

836 - 1987-88

At Home

440 - 1987-88

On Road

396 - 1987-88

FEWEST PIM OPPONENT

40 - 2003-04

(franchise record)

29 - 1977-78

At Home

18 - 2003-04

(franchise record)

4 - 1977-78

On Road

22 - 2003-04

SHOTS

MOST SHOTS

727 - 1999-00

At Home

397 - 2002-03

On Road

385 - 1999-00

FEWEST SHOTS

144 - 2007-08

(franchise record)

35 - 1977-78

At Home

58 - 2003-04

(franchise record)

17 - 1977-78

On Road

64 - 2007-08

(franchise record)

18 - 1977-78

FEWEST SHOTS OPPONENT

134 - 2003-04

(franchise record)

89 - 1977-78

2009-10 Season in Review

TEAM PLAYOFF RECORDS

At Home
50 - 2003-04
(franchise record)
45 - 1977-78

On Road
68 - 1998-99
(franchise record)
44 - 1977-78

MOST SHOTS OPPONENT
644 - 1993-94
At Home
328 - 2002-03
On Road
373 - 1993-94

FOUR-GAME SERIES

GOALS

MOST GOALS SCORED

17 - ECQF vs. NYR: 2005-06

At Home

10 - ECQF vs. NYR: 2005-06, SCF vs. Det.: 1994-95

On Road

7 - ECQF vs. NYR: 1994-95

MOST GOALS OPPONENT

7 - SCF vs. Det.: 1994-95

At Home

4 - ECQF vs. Fla.: 1999-00, SCF vs. Det.: 1994-95

On Road

3 - SCF vs. Det.: 1994-95

MOST GOALS BOTH TEAMS

23 - SCF vs. Det. (NJ 16, Det. 7): 1994-95

At Home

14 - SCF vs. Det. (NJ. 10, Det. 4): 1994-95

On Road

9 - ECQF vs. NYR (NJ 7, NYR 2): 2005-06
SCF vs. Det. (NJ 6, Det. 3): 1994-95

GREATEST GOAL DIFFERENTIAL FOR

13 - ECQF vs. NYR (NJ 17, NYR 4): 2005-06

At Home

8 - ECQF vs. NYR (NJ 10, NYR 2): 2005-06

On Road

5 - ECQF vs. NYR (NJ 7, NYR 2): 2005-06

GREATEST GOAL DIFFERENTIAL AGAINST

n/a

POWER PLAY

MOST POWER PLAY GOALS

8 - ECQF vs. NYR: 2005-06

At Home

6 - ECQF vs. NYR: 2005-06

On Road

2 - ECQF vs. NYR: 2005-06, ECQF vs. Fla.: 1999-00,
SCF vs. Det.: 1994-95

MOST POWER PLAY CHANCES

27 - ECQF vs. NYR: 2005-06 (8-27)

At Home

19 - ECQF vs. NYR: 2005-06 (6-19)

On Road

8 - ECQF vs. NYR: 2005-06 (2-8)

MOST POWER PLAY GOALS OPPONENT

4 - SCF vs. Det.: 1994-95

At Home

2 - ECQF vs. NYR.: 2005-06, SCF vs. Det.: 1994-95

On Road

2 - ECQF vs. Fla.: 1999-00, SCF vs. Det.: 1994-95

MOST SHORTHANDED SITUATIONS

21 - ECQF vs. NYR: 2005-06 (2-21)

At Home

13 - ECQF vs. NYR: 2005-06 (1-13)

On Road

9 - SCF vs. Det.: 1994-88 (2-9)

ASSISTS

MOST ASSISTS

36 - SCF vs. Det.: 1994-95

At Home

20 - ECQF vs. NYR: 2005-06, SCF vs. Det.: 1994-95

On Road

11 - ECQF vs. NYR: 2005-06, ECQF vs. Fla.: 1999-00

MOST ASSISTS OPPONENT

14 - SCF vs. Det.: 1994-95

At Home

8 - SCF vs. Det.: 1994-95

On Road

6 - SCF vs. Det.: 1994-95

MOST ASSISTS BOTH TEAMS

44 - SCF vs. Det. (NJ 30, Det. 14): 1994-95

At Home

28 - SCF vs. Det. (NJ 20, Det. 8): 1994-95

On Road

16 - SCF vs. Det. (NJ 10, Det. 6): 1994-95

POINTS

MOST POINTS

48 - ECQF vs. NYR (17g-31a): 2005-06

At Home

30 - ECQF vs. NYR (10g-20a): 2005-06
SCF vs. Det. (10g-20a): 1994-95

On Road

18 - ECQF vs. NYR (7g-11a): 2005-06

MOST POINTS OPPONENT

21 - SCF vs. Det. (7g-14a): 1994-95

At Home

12 - SCF vs. Det. (4g-8a): 1994-95

On Road

9 - SCF vs. Det. (3g-6a): 1994-95

MOST POINTS BOTH TEAMS

67 - SCF vs. Det. (NJ 16-30-46, Det. 7-14-21): 1994-95

At Home

42 - SCF vs. Det. (NJ 10-20-30, Det. 4-8-12): 1994-95

On Road

25 - SCF vs. Det. (NJ 6-10-16, Det. 3-6-9): 1994-95

PENALTY MINUTES

MOST PENALTY MINUTES

56 - SCF vs. Det.: 1994-95

At Home

35 - ECQF vs. NYR: 2005-06

On Road

22 - ECQF vs. Fla.: 1999-00

MOST PENALTY MINUTES OPPONENT

71 - ECQF vs. NYR: 2005-06

At Home

55 - ECQF vs. NYR: 2005-06

On Road

26 - ECQF vs. Fla.: 1999-00

MOST PENALTY MINUTES BOTH TEAMS

122 - ECQF vs. NYR (NYR 71, NJ 51): 2005-06

At Home

90 - ECQF vs. NYR (NYR 55, NJ 35): 2005-06

On Road

48 - ECQF vs. Fla. (Fla. 26, NJ 22): 1999-00

SHOTS

MOST SHOTS

136 - ECQF vs. Fla.: 1999-00

At Home

61 - ECQF vs. Fla.: 1999-00

On Road

75 - ECQF vs. Fla.: 1999-00

MOST SHOTS OPPONENT

114 - ECQF vs. NYR: 2005-06

At Home

56 - ECQF vs. NYR: 2005-06

On Road

58 - ECQF vs. NYR: 2005-06, ECQF vs. Fla.: 1999-00

MOST SHOTS BOTH TEAMS

237 - ECQF vs. Fla. (NJ 136, Fla. 101): 1999-00

At Home

111 - ECQF vs. NYR (NYR 56, NJ 55): 2005-06

On Road

133 - ECQF vs. Fla. (NJ 75, Fla. 58): 1999-00

FEWEST SHOTS

104 - ECQF vs. NYR: 2005-06

At Home

55 - ECQF vs. NYR: 2005-06

On Road

49 - ECQF vs. NYR: 2005-06

FEWEST SHOTS OPPONENT

75 - SCF vs. Det.: 1994-95

At Home

40 - SCF vs. Det.: 1994-95

On Road

35 - SCF vs. Det.: 1994-95

FEWEST SHOTS BOTH TEAMS

183 - SCF vs. Det. (NJ 108, Det. 75): 1994-95

At Home

97 - SCF vs. Det. (NJ 57, Det. 40): 1994-95

On Road

86 - SCF vs. Det. (NJ 51, Det. 35): 1994-95



NEW JERSEY DEVILS

TEAM PLAYOFF RECORDS

FIVE-GAME SERIES

GOALS

MOST GOALS SCORED

22 - ECQF vs. Mtl.: 1996-97

At Home

13 - ECQF vs. Mtl.: 1996-97

On Road

11 - ECQF vs. Bos.: 1995-96

MOST GOALS OPPONENT

23 - PDSF vs. Pit.: 1992-93

At Home

11 - ECQF vs. NYR: 2007-08

On Road

18 - PDSF vs. Pit.: 1992-93

MOST GOALS BOTH TEAMS

36 - PDSF vs. Pit. (Pit. 23, NJ 13): 1992-93

At Home

19 - ECSF vs. Ott. (Ott. 10, NJ 9): 2006-07

On Road

24 - PDSF vs. Pit. (Pit. 16, NJ 8): 1992-93

GREATEST GOAL DIFFERENTIAL FOR

11 - ECQF vs. Mtl. (NJ 22, Mtl. 11): 1996-97

At Home

10 - ECQF vs. Mtl. (NJ 13, Mtl. 3): 1996-97

On Road

9 - ECQF vs. Bos. (NJ 11, Bos. 2): 1994-95

GREATEST GOAL DIFFERENTIAL AGAINST

10 - PDSF vs. Pit. (Pit. 23, NJ 13): 1992-93

At Home

6 - ECQF vs. NYR (NYR 11, NJ 5): 2007-08

On Road

12 - PDSF vs. Pit. (Pit. 18, NJ 6): 1992-93

POWER PLAY

MOST POWER PLAY GOALS

9 - ECQF vs. Mtl.: 1996-97

At Home

6 - ECQF vs. Mtl.: 1996-97

On Road

4 - ECQF vs. Bos.: 1994-95

MOST POWER PLAY CHANCES

31 - ECSF vs. Car.: 2005-06 (3-31)

At Home

17 - ECQF vs. Mtl.: 1996-97 (6-17)

On Road

17 - PDSF vs. Pit.: 1992-93 (1-17)

MOST POWER PLAY GOALS OPPONENT

9 - ECSF vs. Car.: 2005-06

At Home

4 - ECSF vs. Ott.: 2006-07

On Road

7 - ECSF vs. Car.: 2005-06

MOST SHORTHANDED SITUATIONS

27 - PDSF vs. Pit.: 1992-93 (7-27)

At Home

12 - ECSF vs. Ott.: 2006-07 (4-12)

On Road

18 - PDSF vs. Pit.: 1992-93 (6-18)

ASSISTS

MOST ASSISTS

37 - ECQF vs. Mtl.: 1996-97

At Home

23 - ECQF vs. Mtl.: 1996-97

On Road

17 - ECSF vs. Pit.: 1994-95, ECQF vs. Bos.: 1994-95

MOST ASSISTS OPPONENT

44 - PDSF vs. Pit.: 1992-93

At Home

21 - ECQF vs. NYR: 2007-08

On Road

35 - PDSF vs. Pit.: 1992-93

MOST ASSISTS BOTH TEAMS

64 - PDSF vs. Pit. (Pit. 44, NJ 20): 1992-93

At Home

29 - ECQF vs. NYR (NYR 21, NJ 8): 2007-08

On Road

46 - PDSF vs. Pit. (Pit. 35, NJ 11): 1992-93

POINTS

MOST POINTS

59 - ECQF vs. Mtl. (22g-37a): 1996-97

At Home

36 - ECQF vs. Mtl. (13g-23a): 1996-97

On Road

28 - ECSF vs. Bos. (11g-27a): 1994-95

MOST POINTS OPPONENT

67 - PDSF vs. Pit. (23g-44a): 1992-93

At Home

32 - ECQF vs. NYR (11g-21a): 2007-08

On Road

53 - PDSF vs. Pit. (18g-35a): 1992-93

MOST POINTS BOTH TEAMS

100 - PDSF vs. Pit. (Pit. 23-44-67, NJ 13-20-33): 1992-93

At Home

47 - ECSF vs. Ott. (NJ 9-15-24, Ott. 10-13-23): 2006-07

On Road

70 - PDSF vs. Pit.: (Pit. 18-35-53, NJ 6-11-17): 1992-93

PENALTY MINUTES

MOST PENALTY MINUTES

125 - ECSF vs. NYR: 1996-97

At Home

43 - ECQF vs. Mtl.: 1996-97

On Road

105 - ECSF vs. NYR: 1996-97

MOST PENALTY MINUTES OPPONENT

105 - ECQF vs. Mtl.: 1996-97

At Home

75 - ECQF vs. Mtl.: 1996-97

On Road

72 - ECSF vs. NYR: 1996-97

MOST PENALTY MINUTES BOTH TEAMS

227 - ECSF vs. NYR (NJ 125, NYR 102): 1996-97

At Home

118 - ECQF vs. Mtl. (Mtl. 75, NJ 43): 1996-97

On Road

177 - ECSF vs. NYR (NJ 105, NYR 72): 1996-97

SHOTS

MOST SHOTS

211 - ECQF vs. Mtl.: 1996-97

At Home

125 - ECQF vs. Mtl.: 1996-97

On Road

97 - ECQF vs. Phi.: 2003-04

MOST SHOTS OPPONENT

165 - ECSF vs. Ott.: 2006-07

At Home

95 - ECSF vs. Ott.: 2006-07

On Road

107 - ECSF vs. Car.: 2005-06

MOST SHOTS BOTH TEAMS

353 - ECQF vs. Mtl. (NJ 211, Mtl. 142): 1996-97

At Home

201 - ECQF vs. Mtl. (NJ 125, Mtl. 76): 1996-97

On Road

181 - ECQF vs. Phi. (NJ 97, Phi. 84): 2003-04

FEWEST SHOTS

125 - ECSF vs. Car.: 2005-06

At Home

58 - ECQF vs. Phi.: 2003-04, ECQF vs. Bos.: 1994-95

On Road

47 - ECQF vs. Bos.: 2002-03

FEWEST SHOTS OPPONENT

99 - ECF vs. Pit.: 2000-01

At Home

44 - ECSF vs. Car.: 2005-06

On Road

41 - ECF vs. Pit.: 2000-01

FEWEST SHOTS BOTH TEAMS

247 - ECF vs. Pit. (NJ 148, Pit. 99): 2000-01

At Home

107 - ECSF vs. Car. (NJ 63, Car. 44): 2005-06

On Road

106 - ECQF vs. Bos. (Bos. 59, NJ 47): 2002-03

SIX-GAME SERIES

GOALS

MOST GOALS SCORED

23 - PDSF vs. NYI: 1987-88

At Home

13 - PDSF vs. Wsh.: 1989-90, PDSF vs. NYI: 1987-88

On Road

14 - ECSF vs. Bos.: 1993-94

MOST GOALS OPPONENT

21 - PDSF vs. Wsh.: 1989-90

At Home

14 - PDSF vs. Wsh.: 1989-90

On Road

9 - ECQF vs. Ott.: 1997-98, ECSF vs. Bos.: 1993-94

MOST GOALS BOTH TEAMS

41 - PDSF vs. NYI (NJ 23, NYI 18): 1987-88

2009-10 SEASON IN REVIEW

TEAM PLAYOFF RECORDS

At Home

27 - PDSF vs. Wsh. (Wsh. 14, NJ 13): 1989-90

On Road

23 - ECSF vs. Bos. (NJ 14, Bos. 9): 1993-94

GREATEST GOAL DIFFERENTIAL FOR

12 - ECQF vs. Car. (NJ 20, Car. 8): 2000-01

At Home

6 - ECSF vs. Tor. (NJ 10, Tor. 4): 1999-00

On Road

7 - ECQF vs. Car. (NJ 11, Car. 4): 2000-01

ECF vs. Phi. (NJ 12, Phi. 5): 1994-95

GREATEST GOAL DIFFERENTIAL AGAINST

3 - PDSF vs. Wsh. (Wsh. 21, NJ 18): 1989-90

At Home

1 - ECF vs. Phi. (Phi. 9, NJ 8): 1994-95
PDSF vs. Wsh. (Wsh. 14, NJ 13): 1989-90

On Road

4 - ECQF vs. Ott. (Ott. 9, NJ 5): 1997-98

POWER PLAY

MOST POWER PLAY GOALS

10 - PDSF vs. NYI: 1987-88

At Home

6 - ECQF vs. Mtl.: 1996-97, PDSF vs. NYI: 1987-88

On Road

4 - ECF vs. Phi.: 1994-95, PDSF vs. NYI: 1987-88

MOST POWER PLAY CHANCES

43 - PDSF vs. NYI: 1987-88 (10-43)

At Home

20 - PDSF vs. NYI: 1987-88 (6-20)

On Road

23 - PDSF vs. NYI: 1987-88 (4-23)

MOST POWER PLAY GOALS OPPONENT

5 - ECSF vs. Bos.: 1993-94, PDSF vs. NYI: 1987-88

At Home

2 - PDSF vs. Wsh.: 1989-90

On Road

5 - PDSF vs. NYI.: 1987-88

MOST SHORTHANDED SITUATIONS

38 - PDSF vs. NYI: 1987-88 (5-38)

At Home

16 - PDSF vs. NYI: 1987-88 (0-16)

On Road

22 - PDSF vs. NYI: 1987-88 (5-22)

ASSISTS

MOST ASSISTS

43 - PDSF vs. NYI: 1987-88

At Home

26 - PDSF vs. NYI: 1987-88

On Road

19 - ECQF vs. Car.: 2000-01, ECF vs. Phi.: 1994-95,
ECSF vs. Bos. 1993-94

MOST ASSISTS OPPONENT

28 - PDSF vs. Wsh.: 1990-91

At Home

18 - PDSF vs. Wsh.: 1990-91

On Road

15 - ECSF vs. Bos.: 1993-94

MOST ASSISTS BOTH TEAMS

66 - PDSF vs. NYI (NJ 43, NYI 23): 1987-88

At Home

39 - PDSF vs. Wsh. (NJ 21, Wsh. 18): 1989-90

On Road

34 - ECSF vs. Bos. (NJ 19, Bos. 15): 1994-95

POINTS

MOST POINTS

66 - PDSF vs. NYI (23g-43a): 1987-88

At Home

39 - PDSF vs. NYI (13g-26a): 1987-88

On Road

33 - ECSF vs. Bos. (14g-19a): 1993-94

MOST POINTS OPPONENT

49 - PDSF vs. Wsh. (21g-28a): 1989-90

At Home

32 - PDSF vs. Wsh. (14g-18a): 1989-90

On Road

24 - ECSF vs. Bos. (9g-15a): 1993-94

MOST POINTS BOTH TEAMS

107 - PDSF vs. NYI (NJ 23-43-66, NYI 18-23-41):
1987-88

At Home

67 - PDSF vs. Wsh. (NJ 13-22-35, Wsh. 14-18-32):
1989-90

On Road

57 - ECSF vs. Bos. (NJ 14-19-33, Bos. 9-15-24):
1993-94

PENALTY MINUTES

MOST PENALTY MINUTES

241 - PDSF vs. NYI: 1987-88

At Home

146 - PDSF vs. Wsh.: 1989-90

On Road

127 - PDSF vs. NYI: 1987-88

MOST PENALTY MINUTES OPPONENT

252 - PDSF vs. NYI: 1987-88

At Home

135 - PDSF vs. Wsh.: 1989-90

On Road

129 - PDSF vs. NYI: 1987-88

MOST PENALTY MINUTES BOTH TEAMS

493 - PDSF vs. NYI (NYI 252, NJ 241): 1987-88

At Home

281 - PDSF vs. Wsh. (NJ 146, Wsh. 135): 1989-90

On Road

256 - PDSF vs. NYI (NYI 129, NJ 127): 1987-88

SHOTS

MOST SHOTS

209 - SCF vs. Dal.: 1999-00

At Home

104 - ECQF vs. Car.: 2000-01

On Road

108 - ECQF vs. Car.: 2001-02

MOST SHOTS OPPONENT

188 - ECSF vs. Bos.: 1993-94

At Home

101 - PDSF vs. NYI: 1987-88

On Road

110 - ECSF vs. Bos.: 1993-94

MOST SHOTS BOTH TEAMS

359 - ECSF vs. Bos. (Bos. 188, NJ 171): 1993-94

At Home

178 - PDSF vs. NYI (NYI 101, NJ 77): 1987-88
SCF vs. Dal. (NJ 102, Dal. 76): 1999-00

On Road

194 - ECSF vs. Bos. (Bos. 110, NJ 84): 1993-94

FEWEST SHOTS

169 - ECQF vs. TB: 2006-07

At Home

74 - ECQF vs. TB: 2006-07

On Road

68 - PDSF vs. Wsh.: 1989-90

FEWEST SHOTS OPPONENT

114 - ECQF vs. Car.: 2000-01

At Home

50 - ECQF vs. Car.: 2000-01

On Road

59 - ECF vs. Phi.: 1994-95

FEWEST SHOTS BOTH TEAMS

299 - ECF vs. Phi. (NJ 180, Phi. 119): 1994-95

At Home

150 - ECSF vs. Tor. (NJ 99, Tor. 51): 1999-00

On Road

143 - ECF vs. Phi. (NJ 84, Phi. 59): 1994-95

SEVEN-GAME SERIES

GOALS

MOST GOALS SCORED

25 - PDSF vs. NYR: 1991-92, PDF vs. Wsh.: 1987-88

At Home

15 - SCF vs. Ana.: 2002-03

On Road

17 - PDSF vs. NYR: 1991-92

MOST GOALS OPPONENT

30 - WCF vs. Bos.: 1987-88

At Home

15 - PDF vs. Wsh.: 1987-88

On Road

21 - PDSF vs. NYR: 1991-92

MOST GOALS BOTH TEAMS

53 - PDSF vs. NYR (NYR 28, NJ 25): 1991-92

At Home

28 - PDF vs. Wsh. (Wsh. 15, NJ 13): 1987-88

On Road

38 - PDSF vs. NYR (NYR 21, NJ 17): 1991-92

GREATEST GOAL DIFFERENTIAL FOR

7 - SCF vs. Ana. (NJ 19, Ana. 12): 2002-03

At Home

12 - SCF vs. Ana. (NJ 15, Ana. 3): 2002-03

On Road

6 - ECF vs. Phi. (NJ 13, Phi. 7): 1999-00

GREATEST GOAL DIFFERENTIAL AGAINST

11 - WCF vs. Bos. (Bos. 30, NJ 19): 1987-88

At Home

5 - SCF vs. Col. (Col. 9, NJ 4): 2000-01

On Road

11 - WCF vs. Bos. (Bos. 20, NJ 9): 1987-88



NEW JERSEY DEVILS

TEAM PLAYOFF RECORDS

POWER PLAY

MOST POWER PLAY GOALS

8 - PDSF vs. Pit.: 1990-91, PDF vs. Wsh.: 1987-88

At Home

4 - ECQF vs. Buf.: 1993-94, PDSF vs. Pit.: 1990-91, PDF vs. Wsh.: 1987-88

On Road

4 - Accomplished six times, most recently ECQF vs. Pit.: 1998-99

MOST POWER PLAY CHANCES

38 - ECQF vs. Buf.: 1993-94 (4-38)
WCF vs. Bos.: 1987-88 (5-38)

At Home

20 - ECSF vs. Tor.: 2000-01 (3-20)

On Road

24 - WCF vs. Bos.: 1987-88 (3-24)

MOST POWER PLAY GOALS OPPONENT

11 - WCF vs. Bos.: 1987-88

At Home

4 - WCF vs. Bos., PDF vs. Wsh.: 1987-88

On Road

7 - WCF vs. Bos.: 1987-88

MOST SHORTHANDED SITUATIONS

52 - PDF vs. Wsh.: 1987-88 (6-52)

At Home

29 - PDF vs. Wsh.: 1987-88 (4-29)

On Road

24 - WCF vs. Bos.: 1987-88 (7-24)

ASSISTS

MOST ASSISTS

44 - PDSF vs. NYR: 1991-92

At Home

29 - SCF vs. Ana.: 2002-03

On Road

31 - PDSF vs. NYR: 1991-92

MOST ASSISTS OPPONENT

47 - WCF vs. Bos.: 1991-92

At Home

21 - PDF vs. Wsh.: 1987-88

On Road

32 - WCF vs. Bos.: 1987-88

MOST ASSISTS BOTH TEAMS

85 - PDSF vs. NYR (NJ 44, NYR 41): 1991-92

At Home

42 - ECSF vs. Tor. (NJ 23, Tor. 19): 2000-01

On Road

63 - PDSF vs. NYR (NYR 32, NJ 31): 1991-92

POINTS

MOST POINTS

69 - PDSF vs. NYR (25g-44a): 1991-92

At Home

44 - SCF vs. Ana. (15g-29a): 2002-03

On Road

48 - PDSF vs. NYR (17g-31a): 1991-92

MOST POINTS OPPONENT

77 - WCF vs. Bos. (30g-47a): 1987-88

At Home

36 - PDF vs. Wsh. (15g-21a): 1987-88

On Road

53 - PDSF vs. NYR (21g-32a): 1991-92

MOST POINTS BOTH TEAMS

138 - PDSF vs. NYR (NYR 28-41-69, NJ 25-44-69): 1991-92

At Home

67 - PDF vs. Wsh. (NJ 13-18-31, Wsh. 15-21-36): 1987-88

On Road

101 - PDSF vs. NYR (NYR 21-32-53, NJ 17-31-48): 1991-92

PENALTY MINUTES

MOST PENALTY MINUTES

349 - PDF vs. Wsh.: 1991-92

At Home

219 - PDF vs. Wsh.: 1987-88

On Road

141 - WCF vs. Bos.: 1987-88

MOST PENALTY MINUTES OPPONENT

305 - PDF vs. Wsh.: 1987-88

At Home

191 - PDF vs. Wsh.: 1987-88

On Road

130 - PDSF vs. Pit.: 1990-91

MOST PENALTY MINUTES BOTH TEAMS

654 - PDF vs. Wsh. (NJ 349, Wsh. 305): 1987-88

At Home

410 - PDF vs. Wsh. (NJ 219, Wsh. 191): 1987-88

On Road

264 - WCF vs. Bos. (NJ 141, Bos. 123): 1987-88

SHOTS

MOST SHOTS

262 - ECQF vs. Buf.: 1993-94

At Home

150 - ECQF vs. Car.: 2008-09

On Road

141 - PDSF vs. NYR: 1991-92

MOST SHOTS OPPONENT

261 - ECF vs. NYR: 1993-94

At Home

126 - ECQF vs. Car.: 2008-09

On Road

153 - ECF vs. NYR: 1993-94

MOST SHOTS BOTH TEAMS

481 - ECQF vs. Car. (NJ 242, Car. 239): 2008-09

At Home

276 - ECQF vs. Car. (NJ 150, Car. 126): 2008-09

On Road

275 - ECF vs. NYR (NYR 153, NJ 122): 1993-94

FEWEST SHOTS

178 - SCF vs. Col.: 2000-01

At Home

70 - WCF vs. Bos.: 1987-88

On Road

85 - SCF vs. Ana.: 2002-03

FEWEST SHOTS OPPONENT

140 - ECQF vs. Pit.: 1998-99

At Home

51 - SCF vs. Col.: 2000-01

On Road

68 - ECQF vs. Pit.: 1998-99

FEWEST SHOTS BOTH TEAMS

324 - SCF vs. Col. (NJ 178, Col. 146): 2000-01

At Home

132 - SCF vs. Col. (NJ 81, Col. 51): 2000-01

On Road

192 - SCF vs. Col. (NJ 97, Col. 95): 2000-01

GAME

GOALS

MOST GOALS SCORED

10 - 4/22/88 in 10-4 win vs. Wsh.

At Home

10 - 4/22/88 in 10-4 win vs. Wsh.

On Road

7 - 4/21/92 in 7-3 win @ NYR

MOST GOALS OPPONENT

8 - 5/1/92 in 8-4 loss @ NYR
4/27/92 in 8-5 loss @ NYR

At Home

7 - 4/28/88 in 7-2 loss vs. Wsh.

On Road

8 - 5/1/92 in 8-4 loss @ NYR
4/27/92 in 8-5 loss @ NYR

MOST GOALS BOTH TEAMS

14 - 4/22/88 in 10-4 win vs. Wsh.

At Home

14 - 4/22/88 in 10-4 win vs. Wsh.

On Road

13 - 4/27/92 in 8-5 loss @ NYR

GREATEST MARGIN OF VICTORY

6 - 4/22/88 in 10-4 win vs. Wsh.

At Home

6 - 4/22/88 in 10-4 win vs. Wsh.

On Road

5 - 5/19/01 in 5-0 win @ Pit.
5/7/95 in 5-0 win @ Bos.

GREATEST MARGIN OF DEFEAT

7 - 4/20/93 in 7-0 loss @ Pit.

At Home

5 - 5/6/88 in 6-1 loss vs. Bos.
4/28/88 in 7-2 loss vs. Wsh.

On Road

7 - 4/20/93 in 7-0 loss @ Pit.

MOST CONSECUTIVE GOALS

6 - 5/30/00 in 7-3 win vs. Dal.

At Home

6 - 5/30/00 in 7-3 win vs. Dal.

On Road

5 - 5/19/01 in 5-0 win @ Pit.
5/7/95 in 5-0 win @ Bos.

MOST CONSECUTIVE GOALS OPPONENT

7 - 4/20/93 in 7-0 loss @ Pit.

At Home

6 - 4/28/88 in 7-2 loss vs. Wsh.

On Road

7 - 4/20/93 in 7-0 loss @ Pit.

2009-10 Season in Review

TEAM PLAYOFF RECORDS

POWER PLAY

MOST POWER PLAY GOALS

5 - 4/22/06 in 6-1 win vs. NYR

At Home

5 - 4/22/06 in 6-1 win vs. NYR

On Road

3 - 4/11/91 in 4-2 win @ Pit.
4/20/88 in 5-2 win @ Wsh.

MOST POWER PLAY CHANCES

13 - 4/22/06 in 6-1 win vs. NYR (5-13)

At Home

13 - 4/22/06 in 6-1 win vs. NYR (5-13)

On Road

9 - 4/17/01 in 4-0 win @ Car. (0-9)
4/6/88 in 4-3 OT loss @ NYI (1-9)

MOST POWER PLAY GOALS OPPONENT

5 - 5/6/06 in 6-0 loss @ Car.

At Home

2 - Accomplished six times, most recently 4/26/07 in 5-4 loss vs. Ott.

On Road

5 - 5/6/06 in 6-0 loss @ Car.

MOST SHORTHANDED SITUATIONS

11 - 4/22/88 in 10-4 win vs. Wsh. (1-11)

At Home

11 - 4/22/88 in 10-4 win vs. Wsh. (1-11)

On Road

10 - 4/6/88 in 4-3 OT loss @ NYI (3-10)

ASSISTS

MOST ASSISTS

14 - 4/22/88 in 10-4 win vs. Wsh.

At Home

14 - 4/22/88 in 10-4 win vs. Wsh.

On Road

13 - 4/21/92 in 7-3 win @ NYR

MOST ASSISTS OPPONENT

14 - 4/20/93 in 7-0 loss @ Pit.

At Home

10 - 5/6/88 in 6-1 loss vs. Bos.

On Road

14 - 4/20/93 in 7-0 loss @ Pit.

MOST ASSISTS BOTH TEAMS

23 - 4/27/92 in 8-5 loss @ NYR (NYR 13, NJ 10)

At Home

19 - 4/22/88 in 10-4 win vs. Wsh. (NJ 14, Wsh. 5)
4/14/88 in 6-5 win vs. NYI (NJ 12, NYI 7)

On Road

23 - 4/27/92 in 8-5 loss @ NYR (NYR 13, NJ 10)

POINTS

MOST POINTS

24 - 4/22/88 in 10-4 win vs. Wsh.

At Home

24 - 4/22/88 in 10-4 win vs. Wsh.

On Road

20 - 4/21/92 in 7-3 win @ NYR

MOST POINTS OPPONENT

21 - 4/20/93 in 7-0 loss @ Pit.
5/1/92 in 8-4 loss @ NYR
4/27/92 in 8-5 loss @ NYR

At Home

16 - 5/6/88 in 6-1 loss vs. Bos.
4/28/88 in 7-2 loss vs. Wsh.

On Road

21 - 4/20/93 in 7-0 loss @ Pit.
5/1/92 in 8-4 loss @ NYR
4/27/92 in 8-5 loss @ NYR

MOST POINTS BOTH TEAMS

36 - 4/27/92 in 8-5 loss @ NYR (NYR 8-13-21, NJ 5-10-15)

At Home

33 - 4/22/88 in 10-4 win vs. Wsh. (NJ 10-14-24, Wsh. 4-5-9)

On Road

36 - 4/27/92 in 8-5 loss @ NYR (NYR 8-13-21, NJ 5-10-15)

PENALTY MINUTES

MOST PENALTY MINUTES

108 - 4/22/88 in 10-4 win vs. Wsh.

At Home

108 - 4/22/88 in 10-4 win vs. Wsh.

On Road

91 - 5/8/97 in 3-0 loss @ NYR

MOST PENALTY MINUTES OPPONENT

123 - 4/22/88 in 10-4 win vs. Wsh.

At Home

123 - 4/22/88 in 10-4 win vs. Wsh.

On Road

80 - 4/20/88 in 5-2 win @ Wsh.

MOST PENALTY MINUTES BOTH TEAMS

231 - 4/22/88 in 10-4 win vs. Wsh. (Wsh. 123, NJ 108)

At Home

231 - 4/22/88 in 10-4 win vs. Wsh. (Wsh. 123, NJ 108)

On Road

162 - 4/20/88 in 5-2 win @ Wsh. (NJ 82, Wsh. 80)

SHOTS

MOST SHOTS

70 - 4/27/94 in 1-0 4 OT loss @ Buf.

At Home

51 - 5/26/95 in 2-1 win vs. Pit.

On Road

70 - 4/27/94 in 1-0 4 OT loss @ Buf.

MOST SHOTS OPPONENT

50 - 5/19/94 in 3-2 OT loss vs. NYR
4/27/94 in 1-0 4 OT loss @ Buf.

At Home

50 - 5/19/94 in 3-2 OT loss vs. NYR

On Road

50 - 4/27/94 in 1-0 4 OT loss @ Buf.

MOST SHOTS BOTH TEAMS

120 - 4/27/94 in 1-0 4 OT loss @ Buf. (NJ 70, Buf. 50)

At Home

89 - 6/8/00 in 1-0 3 OT loss vs. Dal. (NJ 48, Dal. 41)

On Road

120 - 4/27/94 in 1-0 4 OT loss @ Buf. (NJ 70, Buf. 50)

FEWEST SHOTS

10 - 4/9/90 in 2-1 win @ Wsh.

At Home

14 - 4/20/07 in 3-0 win vs. TB

On Road

10 - 4/9/90 in 2-1 win @ Wsh.

FEWEST SHOTS OPPONENT

6 - 5/8/00 in 3-0 win vs. Tor.

At Home

6 - 5/8/00 in 3-0 win vs. Tor.

On Road

15 - 4/22/01 in 5-1 win @ Car.

FEWEST SHOTS BOTH TEAMS

31 - 4/9/90 in 2-1 win @ Wsh. (Wsh. 21, NJ 10)

At Home

33 - 5/8/00 in 3-0 win vs. Tor. (NJ 27, Tor. 6)
5/4/99 in 4-2 loss vs. Pit. (NJ 20, Pit. 13)

On Road

31 - 4/9/90 in 2-1 win @ Wsh. (Wsh. 21, NJ 10)

PERIOD

GOALS

MOST GOALS SCORED

5 - 4/22/88 in 2nd per. of 10-4 win vs. Wsh.

At Home

5 - 4/22/88 in 2nd per. of 10-4 win vs. Wsh.

On Road

3 - Accomplished 15 times, most recently 4/28/03 in 2nd per. of 4-3 loss @ TB

MOST GOALS SCORED OPPONENT

5 - 5/6/88 in 2nd per. of 6-1 loss vs. Bos.

At Home

5 - 5/6/88 in 2nd per. of 6-1 loss vs. Bos.

On Road

4 - 4/20/93 in 2nd per. of 7-0 loss @ Pit.

MOST GOALS BOTH TEAMS

8 - 4/22/88 in 2nd per. of 10-4 win vs. Wsh. (NJ 5, Wsh. 3)

At Home

8 - 4/22/88 in 2nd per. of 10-4 win vs. Wsh. (NJ 5, Wsh. 3)

On Road

6 - 4/27/92 in 3rd per. of 8-5 loss @ NYR (NJ 3, NYR 3)

FASTEST GOALS

FASTEST GOAL START OF GAME

0:14 - Kirk Muller, 4/30/88, in 3-2 win @ Wsh.

At Home

0:18 - Petr Sykora, 5/8/00, in 3-0 win vs. Tor.
Claude Loiselle, 4/28/88, in 7-2 loss vs. Wsh.

On Road

0:14 - Kirk Muller, 4/30/88, in 3-2 win @ Wsh.

FASTEST GOAL AGAINST START OF GAME

0:34 - Mark Recchi, 4/22/97, in 6-4 win @ Mtl.



NEW JERSEY DEVILS

TEAM PLAYOFF RECORDS

At Home

0:42 - Petr Sykora, 6/5/03, in 6-3 win vs. Ana.

On Road

0:34 - Mark Recchi, 4/22/97, in 6-4 win @ Mtl.

FASTEST GOAL START OF PERIOD

0:14 - Kirk Muller, 4/30/88, in 1st per. of 3-2 win @ Wsh.

At Home

0:15 - Jamie Langenbrunner, 4/11/03, in 3rd per. of 4-2 win vs. Bos.

On Road

0:14 - Kirk Muller, 4/30/88, in 1st per. of 3-2 win @ Wsh.

FASTEST GOAL AGAINST START OF PERIOD

0:13 - Martin Straka, 4/25/99, in 3rd per. of 4-2 loss @ Pit.

At Home

0:27 - Mike Ridley, 4/13/90, in 3rd per. of 4-3 loss vs. Wsh.

(franchise record)

0:23 - Mel Bridgman, 4/11/78, in 4th per. of 3-2 OT loss vs. Phi. @ Col.

On Road

0:13 - Martin Straka, 4/25/99, in 3rd per. of 4-2 loss @ Pit.

ASSISTS

MOST ASSISTS

8 - 5/9/01 in 2nd per. of 5-1 win vs. Tor.

At Home

8 - 5/9/01 in 2nd per. of 5-1 win vs. Tor.

On Road

6 - Accomplished six times, most recently 5/14/00 in 1st per. of 4-1 win @ Phi.

MOST ASSISTS OPPONENT

8 - 4/20/93 in 2nd per. of 7-0 loss @ Pit.
5/6/88 in 2nd per. of 6-1 loss vs. Bos.

At Home

8 - 5/6/88 in 2nd per. of 6-1 loss vs. Bos.

On Road

8 - 4/20/93 in 2nd per. of 7-0 loss @ Pit.

MOST ASSISTS BOTH TEAMS

11 - 4/27/92 in 3rd per. of 8-5 loss @ NYR (NJ 6, NYR 5)

At Home

10 - 5/6/88 in 2nd per. of 6-1 loss vs. Bos. (Bos. 8, NJ 2)

On Road

11 - 4/27/92 in 3rd per. of 8-5 loss @ NYR (NJ 6, NYR 5)

POINTS

MOST POINTS

12 - 5/9/01 in 2nd per. of 5-1 win vs. Tor. (4g-8a)

At Home

12 - 5/9/01 in 2nd per. of 5-1 win vs. Tor. (4g-8a)

On Road

9 - Accomplished five times, most recently 5/14/00 in 1st per. of 4-1 win @ Phi.

MOST POINTS OPPONENT

13 - 5/6/88 in 2nd per. of 6-1 loss vs. Bos. (5g-8a)

At Home

13 - 5/6/88 in 2nd per. of 6-1 loss vs. Bos. (5g-8a)

On Road

12 - 4/20/93 in 2nd per. of 7-0 loss @ Pit. (4g-8a)

MOST POINTS BOTH TEAMS

17 - 4/27/92 in 3rd per. of 8-5 loss @ NYR (NJ 3-6-9, NYR 3-5-8)
4/22/88 in 2nd per. of 10-4 win vs. Wsh. (NJ 5-6-11, Wsh. 3-3-6)

At Home

17 - 4/22/88 in 2nd per. of 10-4 win vs. Wsh. (NJ 5-6-11, Wsh. 3-3-6)

On Road

17 - 4/27/92 in 3rd per. of 8-5 loss @ NYR (NJ 3-6-9, NYR 3-5-8)

PENALTY MINUTES

MOST PENALTY MINUTES

75 - 5/8/97 in 3rd per. of 3-0 loss @ NYR

At Home

60 - 4/22/88 in 3rd per. of 10-4 win vs. Wsh.

On Road

75 - 5/8/97 in 3rd per. of 3-0 loss @ NYR

MOST PENALTY MINUTES OPPONENT

79 - 4/29/92 in 3rd per. of 5-3 win vs. NYR

At Home

79 - 4/29/92 in 3rd per. of 5-3 win vs. NYR

On Road

54 - 4/17/01 in 3rd per. of 4-0 win @ Car.
4/20/88 in 2nd per. of 5-2 win @ Wsh.

MOST PENALTY MINUTES BOTH TEAMS

137 - 4/22/88 in 3rd per. of 10-4 win vs. Wsh. (Wsh. 77, NJ 60)

At Home

137 - 4/22/88 in 3rd per. of 10-4 win vs. Wsh. (Wsh. 77, NJ 60)

On Road

125 - 5/8/97 in 3rd per. of 3-0 loss @ NYR (NJ 75, NYR 50)

SHOTS

MOST SHOTS

20 - 5/11/97, in 2nd per. of 2-1 OT loss vs. NYR

At Home

20 - 5/11/97, in 2nd per. of 2-1 OT loss vs. NYR

On Road

19 - 4/18/00 in 2nd per. of 2-1 win @ Fla.
4/27/92 in 2nd per. of 8-5 loss @ NYR

MOST SHOTS OPPONENT

22 - 4/21/09 in 2nd per. of 4-3 loss @ Car.

At Home

20 - 5/6/88 in 2nd per. of 6-1 loss vs. Bos.

On Road

22 - 4/21/09 in 2nd per. of 4-3 loss @ Car.

MOST SHOTS BOTH TEAMS

34 - 4/23/09 in 2nd per. of 1-0 win vs. Car. (Car. 19, NJ 15)

At Home

34 - 4/23/09 in 2nd per. of 1-0 win vs. Car. (Car. 19, NJ 15)

On Road

32 - 4/21/09 in 2nd per. of 4-3 loss @ Car. (Car. 22, NJ 10)
5/14/00 in 1st per. of 4-1 win @ Phi. (NJ 16, Phi. 16)
5/8/97 in 2nd per. of 3-0 loss @ NYR (NJ 16, NYR 16)

FEWEST SHOTS

1 - 5/9/94 in 3rd per. of 2-0 win vs. Bos.

At Home

1 - 5/9/94 in 3rd per. of 2-0 win vs. Bos.

On Road

2 - 5/29/01 in 3rd per. of 2-1 win @ Col.
4/23/94 in 1st per. of 5-3 loss @ Buf.

FEWEST SHOTS OPPONENT

1 - Accomplished six times, most recently 4/26/01 in 3rd per. of 2-0 loss vs. Tor.

At Home

1 - Accomplished four times, most recently 4/26/01 in 3rd per. of 2-0 loss vs. Tor.

On Road

1 - 6/10/00 in 4th per. of 2-1 2 OT win @ Dal.
4/18/00 in 2nd per. of 2-1 win @ Fla.

2009-10 Season in Review

INDIVIDUAL PLAYOFF RECORDS

CAREER

MOST SEASONS

14 - Martin Brodeur, Ken Daneyko

MOST GAMES PLAYED

176 - Martin Brodeur

MOST GOALS

40 - Patrik Elias

By Defenseman

17 - Brian Rafalski, Scott Niedermayer,
Scott Stevens

MOST ASSISTS

73 - Patrik Elias

By Defenseman

47 - Scott Niedermayer

MOST POINTS

113 - Patrik Elias (40g-73a)

By Defenseman

64 - Scott Niedermayer (17g-47a)

MOST POINTS AT HOME

64 - Patrik Elias (16g-48a)

By Defenseman

37 - Scott Stevens (9g-28a)

MOST POINTS ON ROAD

49 - Patrik Elias (24g-25a)

By Defenseman

37 - Scott Niedermayer (11g-26a)

MOST SHOTS

375 - Patrik Elias

By Defenseman

295 - Scott Stevens

MOST PENALTY MINUTES

296 - Ken Daneyko

By Defenseman

296 - Ken Daneyko

MOST POWER PLAY GOALS

19 - Patrik Elias

MOST POWER PLAY POINTS

48 - Patrik Elias (19g-29a)

MOST SHORTHANDED GOALS

4 - Brian Rolston, John Madden

MOST GAME-WINNING GOALS

6 - Accomplished five times, most
recently Jamie Langenbrunner

MOST HAT TRICKS

1 - Accomplished five times,
most recently John Madden

HIGHEST PLUS/MINUS

33 - Scott Stevens

By Defenseman

33 - Scott Stevens

GOALTENDING

MOST GAMES PLAYED

176 - Martin Brodeur

MOST MINUTES PLAYED

10949 - Martin Brodeur

MOST VICTORIES

98 - Martin Brodeur

MOST DEFEATS

78 - Martin Brodeur

BEST GAA (2 seasons)

1.98 - Martin Brodeur

MOST SHUTOUTS

23 - Martin Brodeur

MOST PENALTY MINUTES

34 - Martin Brodeur

SEASON

MOST GOALS

13 - Claude Lemieux: 1994-95

By Defenseman

7 - Brian Rafalski: 2000-01

By Rookie

5 - Doug Brown: 1987-88

MOST ASSISTS

16 - Scott Niedermayer: 2002-03

By Defenseman

16 - Scott Niedermayer: 2002-03

By Rookie

6 - Scott Gomez, Brian Rafalski: 1999-00
Jim Dowd: 1993-94

MOST POINTS

23 - Patrik Elias (9g-14a): 2000-01

By Defenseman

18 - Scott Niedermayer (2g-16a): 2002-03
Brian Rafalski (7g-11a): 2000-01

By Rookie

10 - Scott Gomez (4g-6a): 1999-00

MOST POINTS AT HOME

18 - Patrik Sundstrom (6g-12a): 1987-88

By Defenseman

14 - Scott Niedermayer (1g-13a): 2002-03

By Rookie

5 - Scott Gomez (3g-2a): 1999-00
John Madden (1g-4a): 1999-00

MOST POINTS ON ROAD

15 - Aaron Broten (5g-10a): 1987-88

By Defenseman

13 - Brian Rafalski (6g-7a): 2000-01

By Rookie

7 - Brian Rafalski (2g-5a): 1999-00

MOST SHOTS

78 - Claude Lemieux: 1999-00

By Defenseman

56 - Scott Stevens: 1993-94

MOST PENALTY MINUTES

113 - Perry Anderson: 1987-88

By Defenseman

83 - Ken Daneyko: 1987-88

MOST POWER PLAY GOALS

5 - Jason Arnott: 2000-01, Mark Johnson: 1987-88

MOST POWER PLAY POINTS

11 - Mark Johnson: 1987-88

MOST SHORTHANDED GOALS

2 - Accomplished five times, most recently John
Madden: 2005-06

MOST GAME-WINNING GOALS

4 - Jeff Friesen, Jamie Langenbrunner: 2002-03
Neal Broten: 1994-95

MOST HAT TRICKS

1 - Accomplished five times, most recently John
Madden: 2005-06

HIGHEST PLUS/MINUS

15 - Petr Sykora: 2000-01

By Defenseman

14 - Scott Stevens: 2002-03

GOALTENDING

MOST GAMES PLAYED

25 - Martin Brodeur: 2000-01

MOST MINUTES PLAYED

1505 - Martin Brodeur: 2000-01

MOST VICTORIES

16 - Martin Brodeur: 2002-03, 1999-00, 1994-95

MOST DEFEATS

10 - Martin Brodeur: 2000-01

BEST GOALS-AGAINST AVERAGE (8 GPI)

1.61 - Martin Brodeur: 1999-00

MOST SHUTOUTS

7 - Martin Brodeur: 2002-03

MOST PENALTY MINUTES

14 - Sean Burke: 1987-88

FOUR-GAME SERIES

MOST GOALS

5 - Patrik Elias: ECQF vs. NYR, 2005-06

By Defenseman

2 - Scott Niedermayer, Scott Stevens: ECQF vs.
Fla., 1999-00

By Rookie

1 - Accomplished four times, most recently Zach
Parise: ECQF vs. NYR, 2005-06

MOST ASSISTS

6 - Patrik Elias, Jamie Langenbrunner: ECQF vs.
NYR, 2005-06

By Defenseman

3 - Paul Martin, Brian Rafalski: ECQF vs. NYR,
2005-06
Scott Niedermayer: SCF vs. Det., 1994-95

By Rookie

2 - John Madden: ECQF vs. Fla., 1999-00

MOST POINTS

11 - Patrik Elias (5g-6a): ECQF vs. NYR, 2005-06

By Defenseman

4 - Brian Rafalski (1g-3a): ECQF vs. NYR,
2005-06
Scott Stevens (1g-3a): ECQF vs. Fla., 1999-00
Scott Niedermayer (2g-2a): SCF vs. Det.,
1994-95

By Rookie

3 - Brian Rafalski (1g-2a): ECQF vs. Fla., 1999-00

MOST POINTS AT HOME

6 - Patrik Elias (2g-4a): ECQF vs. NYR, 2005-06



NEW JERSEY DEVILS

INDIVIDUAL PLAYOFF RECORDS

By Defenseman

- 3 - Scott Stevens (2g-1a): ECQF vs. Fla., 1999-00
- Bruce Driver (1g-2a): SCF vs. Det., 1994-95

By Rookie

- 2 - Sergei Brylin (1g-1a): SCF vs. Det., 1994-95
- John Madden (2a): ECQF vs. Fla., 1999-00

MOST POINTS ON ROAD

- 5 - Patrik Elias (3g-2a): ECQF vs. NYR, 2005-06

By Defenseman

- 3 - Brian Rafalski (1g-2a): ECQF vs. Fla., 1999-00
- Scott Niedermayer (1g-2a): SCF vs. Det., 1994-95

By Rookie

- 3 - Brian Rafalski (1g-2a): ECQF vs. Fla., 1999-00

MOST SHOTS

- 18 - Scott Gomez, John Madden: ECQF vs. NYR, 2005-06
- Claude Lemieux: ECQF vs. Fla., 1999-00

By Defenseman

- 11 - Scott Niedermayer: ECQF vs. Fla., 1999-00

MOST PENALTY MINUTES

- 14 - Claude Lemieux: ECQF vs. Fla., 1999-00

By Defenseman

- 6 - Ken Daneyko: SCF vs. Det., 1994-95

MOST POWER PLAY GOALS

- 3 - Patrik Elias: ECQF vs. NYR, 2005-06

MOST POWER PLAY POINTS

- 6 - Patrik Elias (2g-4a): ECQF vs. Car., 2001-02

MOST SHORTHANDED GOALS

- 2 - John Madden: ECQF vs. NYR, 2005-06

MOST GAME-WINNING GOALS

- 2 - Brian Gionta: ECQF vs. NYR, 2005-06
- Neal Broten: SCF vs. Det., 1994-95

MOST HAT TRICKS

- 1 - John Madden: ECQF vs. NYR, 2005-06

HIGHEST PLUS/MINUS

- 6 - Paul Martin: ECQF vs. NYR, 2005-06

By Defenseman

- 6 - Paul Martin: ECQF vs. NYR, 2005-06

GOALTENDING

MOST GAMES PLAYED

- 4 - Martin Brodeur: ECQF vs. NYR, 2005-06
- Martin Brodeur: ECQF vs. Fla., 1999-00
- Martin Brodeur: SCF vs. Det., 1994-95

MOST MINUTES PLAYED

- 240 - Martin Brodeur: ECQF vs. Fla., 1999-00
- Martin Brodeur: SCF vs. Det., 1994-95

MOST VICTORIES

- 4 - Martin Brodeur: ECQF vs. NYR, 2005-06
- Martin Brodeur: ECQF vs. Fla., 1999-00
- Martin Brodeur: SCF vs. Det., 1994-95

MOST DEFEATS

n/a

BEST GOALS-AGAINST AVERAGE (4 GPI)

- 1.00 - Martin Brodeur: ECQF vs. NYR, 2005-06

MOST SHUTOUTS

- 1 - Martin Brodeur: ECQF vs. NYR, 2005-06

MOST PENALTY MINUTES

- 2 - Martin Brodeur: SCF vs. Det., 1994-95

FIVE-GAME SERIES

MOST GOALS

- 6 - Claude Lemieux: ECSF vs. Pit., 1994-95

By Defenseman

- 3 - Brian Rafalski: ECF vs. Pit., 2000-01

By Rookie

- 2 - Patrik Elias: ECQF vs. Mtl., 1996-97

MOST ASSISTS

- 6 - Accomplished four times, most recently Scott Gomez: ECQF vs. Phi., 2003-04

By Defenseman

- 5 - Brian Rafalski: ECSF vs. Car., 2005-06
- Brian Rafalski: ECF vs. Pit., 2000-01
- Shawn Chambers: ECQF vs. Mtl., 1996-97

By Rookie

- 3 - Scott Niedermayer: PDSF vs. Pit., 1992-93

MOST POINTS

- 8 - Accomplished four times, most recently John Madden (2g-6a): ECQF vs. Bos., 2002-03

By Defenseman

- 8 - Brian Rafalski (3g-5a): ECF vs. Pit., 2000-01

By Rookie

- 4 - Patrik Elias (2g-2a): ECQF vs. Mtl., 1996-97

MOST POINTS AT HOME

- 7 - Jamie Langenbrunner (5g-2a): ECQF vs. Bos., 2002-03

By Defenseman

- 4 - Scott Niedermayer (1g-3a): ECSF vs. TB, 2002-03

By Rookie

- 2 - Paul Martin (1g-1a): ECQF vs. Phi., 2003-04

MOST POINTS ON ROAD

- 7 - Stephane Richer (2g-5a): ECQF vs. Bos., 1994-95

By Defenseman

- 5 - Brian Rafalski (3g-2a): ECF vs. Pit., 2000-01

By Rookie

- 4 - Patrik Elias (2g-2a): ECQF vs. Mtl., 1996-97

MOST SHOTS

- 26 - Brian Rolston: ECQF vs. Mtl., 1996-97
- Scott Stevens: ECSF vs. Pit., 1994-95

By Defenseman

- 26 - Scott Stevens: ECSF vs. Pit., 1994-95

MOST PENALTY MINUTES

- 29 - Reid Simpson: ECSF vs. NYR, 1996-97

By Defenseman

- 20 - Ken Daneyko: ECQF vs. Mtl., 1996-97

MOST POWER PLAY GOALS

- 3 - Patrik Elias: ECQF vs. NYR, 2007-08

MOST POWER PLAY POINTS

- 5 - Shawn Chambers (1g-4a): ECQF vs. Mtl., 1996-97

MOST SHORTHANDED GOALS

- 2 - Brian Rolston: ECQF vs. Mtl., 1996-97

MOST GAME-WINNING GOALS

- 2 - Jamie Langenbrunner: ECSF vs. TB, 2002-03
- Jamie Langenbrunner: ECQF vs. Bos., 2002-03
- Stephane Richer: ECQF vs. Bos., 1994-95

MOST HAT TRICKS

- 1 - Valeri Zelepukin: ECQF vs. Mtl., 1996-97

HIGHEST PLUS/MINUS

- 7 - Neal Broten: ECSF vs. Pit., 1994-95

By Defenseman

- 6 - Colin White: ECF vs. Pit., 2000-01
- Shawn Chambers: ECSF vs. Pit., 1994-95

GOALTENDING

MOST GAMES PLAYED

- 5 - Accomplished 11 times, most recently Martin Brodeur: ECQF vs. NYR, 2007-08

MOST MINUTES PLAYED

- 352 - Martin Brodeur: ECSF vs. TB, 2002-03

MOST VICTORIES

- 4 - Accomplished six times, most recently Martin Brodeur: ECSF vs. TB, 2002-03

MOST DEFEATS

- 4 - Accomplished five times, most recently Martin Brodeur: ECQF vs. NYR, 2007-08

BEST GOALS-AGAINST AVERAGE (4 GPI)

- 0.97 - Martin Brodeur: ECQF vs. Bos., 1994-95

MOST SHUTOUTS

- 3 - Martin Brodeur: ECQF vs. Bos., 1994-95

MOST PENALTY MINUTES

- 4 - Martin Brodeur: ECSF vs. Ott., 2006-07

2009-10 Season in Review

INDIVIDUAL PLAYOFF RECORDS

SIX-GAME SERIES

MOST GOALS

6 - Zach Parise: ECQF vs. TB, 2006-07

By Defenseman

3 - Brian Rafalski: ECQF vs. Car., 2001-02
Bruce Driver: PDSF vs. NYI, 1987-88

By Rookie

2 - Accomplished five times, most recently Brian Gionta: ECQF vs. Car., 2001-02

MOST ASSISTS

7 - Scott Gomez: ECQF vs. TB, 2006-07
John MacLean: PDSF vs. NYI, 1987-88

By Defenseman

5 - Brian Rafalski: ECQF vs. TB, 2006-07
Bruce Driver: PDSF vs. Wsh., 1989-90

By Rookie

3 - Accomplished five times, most recently Travis Zajac: ECQF vs. TB, 2006-07

MOST POINTS

11 - John MacLean (4g-7a): PDSF vs. NYI, 1987-88

By Defenseman

7 - Brian Rafalski (2g-5a): ECQF vs. TB, 2006-07

By Rookie

5 - Scott Gomez (2g-3a): ECSF vs. Tor., 1999-00

MOST POINTS AT HOME

8 - John MacLean (2g-6a): PDSF vs. NYI, 1987-88

By Defenseman

4 - Brian Rafalski (1g-3a): ECQF vs. TB, 2006-07
Bruce Driver (1g-3a): PDSF vs. Wsh., 1989-90

By Rookie

4 - Brian Gionta (2g-2a): ECQF vs. Car., 2001-02

MOST POINTS ON ROAD

5 - John MacLean (2g-3a): ECSF vs. Bos., 1993-94

By Defenseman

3 - Accomplished five times, most recently Brian Rafalski (1g-2a): ECQF vs. TB, 2006-07

By Rookie

3 - Travis Zajac (0g-3a): ECQF vs. TB, 2006-07
Brian Rafalski (1g-2a): SCF vs. Dal., 2000-01

MOST SHOTS

29 - Zach Parise: ECQF vs. TB, 2006-07

By Defenseman

21 - Scott Stevens: ECSF vs. Bos., 1993-94

MOST PENALTY MINUTES

48 - Perry Anderson: PDSF vs. NYI, 1987-88

By Defenseman

30 - Jim Korn: PDSF vs. NYI, 1987-88

MOST POWER PLAY GOALS

3 - Brian Rafalski: ECQF vs. Car., 2001-02
Bruce Driver: PDSF vs. NYI, 1987-88

MOST POWER PLAY POINTS

6 - Patrik Elias (2g-4a): ECQF vs. Car., 2001-02

MOST SHORTHANDED GOALS

1 - Accomplished nine times, most recently Petr Sykora: ECQF vs. Car., 2000-01

MOST GAME-WINNING GOALS

2 - Brian Gionta: ECQF vs. Car., 2001-02
Bobby Holik: ECQF vs. Pit., 2000-01

MOST HAT TRICKS

n/a

HIGHEST PLUS/MINUS

7 - Sergei Brylin, Alexander Mogilny: ECQF vs. Car., 2000-01

By Defenseman

6 - Scott Niedermayer, Scott Stevens: ECQF vs. Car., 2000-01

GOALTENDING

MOST GAMES PLAYED

6 - Accomplished seven times, most recently Martin Brodeur: ECQF vs. TB, 2006-07

MOST MINUTES PLAYED

434 - Martin Brodeur: SCF vs. Dal., 1999-00

MOST VICTORIES

4 - Accomplished five times, most recently Martin Brodeur: ECQF vs. TB, 2006-07

MOST DEFEATS

4 - Martin Brodeur: ECQF vs. Car., 2001-02
Martin Brodeur: ECQF vs. Ott., 1997-98

BEST GOALS-AGAINST AVERAGE (4 GPI)

1.24 - Martin Brodeur: SCF vs. Dal., 1999-00

MOST SHUTOUTS

2 - Martin Brodeur: ECQF vs. Car., 2001-02
Martin Brodeur: ECSF vs. SCF vs. Dal., 1999-00

MOST PENALTY MINUTES

6 - Martin Brodeur: ECSF vs. Tor., 1999-00

SEVEN-GAME SERIES

MOST GOALS

5 - Jeff Friesen: SCF vs. Ana., 2002-03
John MacLean: PDSF vs. Pit., 1990-91

By Defenseman

3 - Brian Rafalski: ECSF vs. Tor., 2000-01

By Rookie

3 - Bill Guerin, Kevin Todd: PDSF vs. NYR, 1991-92

MOST ASSISTS

7 - Bobby Holik: ECQF vs. Pit., 1998-99
Peter Stastny: PDSF vs. NYR, 1991-92
John MacLean: PDSF vs. NYI, 1987-88

By Defenseman

5 - Scott Niedermayer: SCF vs. Ana., 2002-03
Scott Niedermayer: ECF vs. Ott., 2002-03
Scott Stevens: ECQF vs. Buf., 1993-94

By Rookie

4 - Jon Morris: PDSF vs. Pit., 1990-91

MOST POINTS

10 - Peter Stastny (3g-7a): PDSF vs. NYR, 1991-92
Patrik Sundstrom (4g-6a): PDF vs. Wsh., 1987-88

By Defenseman

6 - Scott Stevens (1g-5a): ECQF vs. Buf., 1993-94

By Rookie

5 - Kevin Todd (3g-2a): PDSF vs. NYR, 1991-92

MOST POINTS AT HOME

9 - Patrik Sundstrom (3g-6a): PDF vs. Wsh., 1987-88

By Defenseman

5 - Scott Niedermayer (5a): SCF vs. Ana., 2002-03

By Rookie

4 - Mike Rupp (1g-3a): SCF vs. Ana., 2002-03

MOST POINTS ON ROAD

7 - Peter Stastny (1g-6a): PDSF vs. NYR, 1991-92

By Defenseman

5 - Tom Kurvers (2g-3a): WCF vs. Bos., 1987-88

By Rookie

3 - Bill Guerin (3g): PDSF vs. NYR, 1991-92

MOST SHOTS

33 - Claude Lemieux: PDSF vs. NYR, 1991-92

By Defenseman

23 - Bruce Driver: PDSF vs. NYR, 1991-92

MOST PENALTY MINUTES

38 - Perry Anderson: WCF vs. Bos., 1987-88
Dave Maley: PDF vs. Wsh., 1987-88

By Defenseman

33 - Ken Daneyko: ECQF vs. Buf., 1993-94

MOST POWER PLAY GOALS

3 - Mark Johnson: PDF vs. Wsh., 1987-88

MOST POWER PLAY POINTS

5 - Brendan Shanahan (2g-3a): PDSF vs. Pit., 1990-91
Mark Johnson (3g-2a): PDF vs. Wsh., 1987-88



NEW JERSEY DEVILS

INDIVIDUAL PLAYOFF RECORDS

MOST SHORTHANDED GOALS

- 1 - Accomplished seven times, most recently John Madden: ECF vs. Ott., 2002-03

MOST GAME-WINNING GOALS

- 3 - Jeff Friesen: ECF vs. Ott., 2002-03

MOST HAT TRICKS

- 1 - Mark Johnson (4): PDF vs. Wsh., 1987-88
- Patrik Sundstrom: PDF vs. Wsh., 1987-88
- Aaron Broten: PDF vs. Wsh., 1987-88

HIGHEST PLUS/MINUS

- 8 - Scott Niedermayer: SCF vs. Ana., 2002-03

By Defenseman

- 8 - Scott Niedermayer: SCF vs. Ana., 2002-03

GOALTENDING

MOST GAMES PLAYED

- 7 - Accomplished 11 times, most recently Martin Brodeur: ECQF vs. Car., 2008-09

MOST MINUTES PLAYED

- 498 - Martin Brodeur: ECF vs. NYR, 1993-94

MOST VICTORIES

- 4 - Accomplished five times, most recently Martin Brodeur: SCF vs. Ana., 2002-03

MOST DEFEATS

- 4 - Accomplished five times, most recently Martin Brodeur: ECQF vs. Car., 2008-09

BEST GOALS-AGAINST AVERAGE (4 GPI)

- 1.61 - Martin Brodeur: ECQF vs. Buf., 1994-95

MOST SHUTOUTS

- 3 - Martin Brodeur: SCF vs. Ana., 2002-03

MOST PENALTY MINUTES

- 8 - Sean Burke: WCF vs. Bos., 1987-88

GAME

MOST GOALS

- 4 - Mark Johnson, 4/22/88 vs. Wsh.

By Defenseman

- 2 - Accomplished five times, most recently Brian Rafalski, 4/21/02 vs. Car.

By Rookie

- 1 - Accomplished 48 times, most recently Andy Greene, 4/26/07 vs. Ott.

(franchise record)

- 1 - Accomplished 49 times, most recently Andy Greene, 4/26/07 vs. Ott.

MOST ASSISTS

- 5 - Patrik Sundstrom, 4/22/88 vs. Wsh.

By Defenseman

- 4 - Ken Daneyko, 4/22/88 vs. Wsh.

By Rookie

- 2 - Accomplished ten times, most recently Travis Zajac, 4/18/07 vs. TB

MOST POINTS

- 8 - Patrik Sundstrom (3g-5a), 4/22/88 vs. Wsh.

By Defenseman

- 4 - Ken Daneyko (4a), 4/22/88 vs. Wsh.

By Rookie

- 3 - Mike Rupp (1g-2a), 6/9/03 vs. Ana.

MOST SHOTS

- 12 - Bobby Holik, 4/24/02 @ Car.

By Defenseman

- 8 - Scott Stevens, 5/24/95 vs. Pit.
- Scott Stevens, 5/3/94 vs. Bos.

HIGHEST PLUS/MINUS

- 5 - Patrik Sundstrom, 4/22/88 vs. Wsh.

By Defenseman

- 3 - Accomplished 22 times, most recently Paul Martin, 4/26/06 @ NYR

MOST PENALTY MINUTES

- 37 - Jim Korn (min., maj., 2 misc., game), 4/28/88 vs. Wsh.

PERIOD

MOST GOALS

- 2 - Accomplished 21 times, most recently Patrik Elias, 4/16/08 vs. NYR (2nd)

MOST ASSISTS

- 3 - Alexander Mogilny, 4/28/01 vs. Tor. (2nd)

MOST POINTS

- 4 - Alexander Mogilny (1g-3a), 4/28/01 vs. Tor. (2nd)

2009-10 SEASON IN REVIEW

ALL-TIME LEADER BOARD

DEVILS (1982-10)

GAMES PLAYED

1. Ken Daneyko.....	1283
2. MARTIN BRODEUR	1076
3. Scott Stevens.....	956
4. John MacLean.....	934
5. Scott Niedermayer.....	892
6. PATRIK ELIAS	880
7. JAY PANDOLFO	819
8. Bobby Holik.....	786
9. Sergei Brylin.....	765
10. Randy McKay.....	760

GOALS

1. John MacLean.....	347
2. PATRIK ELIAS	314
3. Bobby Holik.....	202
4. Kirk Muller.....	185
5. Pat Verbeek.....	170
6. ZACH PARISE	160
7. Brian Gionta.....	152
8. Randy McKay.....	151
9. Aaron Broten.....	147
Stephane Richer.....	147

ASSISTS

1. PATRIK ELIAS	440
2. Scott Niedermayer.....	364
3. John MacLean.....	354
4. Scott Stevens.....	337
5. Kirk Muller.....	335
6. Scott Gomez.....	334
7. Bruce Driver.....	316
8. Aaron Broten.....	283
9. Bobby Holik.....	270
10. Brian Rafalski.....	267

POINTS

1. PATRIK ELIAS	754
2. John MacLean.....	701
3. Kirk Muller.....	520
4. Scott Niedermayer.....	476
5. Bobby Holik.....	472
6. Scott Gomez.....	450
7. Scott Stevens.....	430
8. Aaron Broten.....	430
9. Bruce Driver.....	399
10. JAMIE LANGENBRUNNER	371

PENALTY MINUTES

1. Ken Daneyko.....	2519
2. Randy McKay.....	1418
3. John MacLean.....	1168
4. Scott Stevens.....	1007
5. Pat Verbeek.....	943
6. Joe Cirella.....	886
7. Bobby Holik.....	863
8. COLIN WHITE	800
9. Krzysztof Oliwa.....	724
10. David Maley.....	683

GAMES PLAYED

1. MARTIN BRODEUR	1076
2. Chris Terreri.....	302
3. Glenn Resch.....	198

MINUTES

1. MARTIN BRODEUR	63520
2. Chris Terreri.....	16561
3. Glenn Resch.....	10953

SHUTOUTS

1. MARTIN BRODEUR	110
2. Chris Terreri.....	7
3. Three with.....	4

GAA (2 SEASONS MINIMUM)

1. MARTIN BRODEUR	2.21
2. Scott Clemmensen.....	2.54
3. Chris Terreri.....	3.07

WINS

1. MARTIN BRODEUR	602
2. Chris Terreri.....	118
3. Sean Burke.....	62

TIES

1. MARTIN BRODEUR	105
2. Chris Terreri.....	34
3. Sean Burke.....	23

Current Devils are in **BOLD CAPS**

FRANCHISE (1974-10)

GAMES PLAYED

1. Ken Daneyko.....	1283
2. MARTIN BRODEUR	1076
3. Scott Stevens.....	956
4. John MacLean.....	934
5. Scott Niedermayer.....	892
6. PATRIK ELIAS	880
7. JAY PANDOLFO	819
8. Bobby Holik.....	787
9. Sergei Brylin.....	765
10. Randy McKay.....	760

GOALS

1. John MacLean.....	347
2. PATRIK ELIAS	314
3. Bobby Holik.....	202
4. Kirk Muller.....	185
5. Pat Verbeek.....	170
6. Aaron Broten.....	162
7. ZACH PARISE	160
8. Wilf Paiement.....	153
9. Brian Gionta.....	152
10. Randy McKay.....	151

ASSISTS

1. PATRIK ELIAS	440
2. Scott Niedermayer.....	364
3. John MacLean.....	354
4. Scott Stevens.....	337
5. Kirk Muller.....	335
6. Scott Gomez.....	334
7. Bruce Driver.....	316
8. Aaron Broten.....	307
9. Bobby Holik.....	270
10. Brian Rafalski.....	267

POINTS

1. PATRIK ELIAS	754
2. John MacLean.....	701
3. Kirk Muller.....	520
4. Scott Niedermayer.....	476
5. Bobby Holik.....	472
6. Aaron Broten.....	469
7. Scott Gomez.....	450
8. Scott Stevens.....	430
9. Bruce Driver.....	399
10. JAMIE LANGENBRUNNER	371

PENALTY MINUTES

1. Ken Daneyko.....	2519
2. Randy McKay.....	1418
3. John MacLean.....	1168
4. Scott Stevens.....	1007
5. Pat Verbeek.....	943
6. Joe Cirella.....	938
7. Bobby Holik.....	863
8. COLIN WHITE	800
9. Krzysztof Oliwa.....	724
10. David Maley.....	683

GOALTENDING

GAMES PLAYED

1. MARTIN BRODEUR	1076
2. Chris Terreri.....	302
3. Glenn Resch.....	267

MINUTES

1. MARTIN BRODEUR	63520
2. Chris Terreri.....	16108
3. Glenn Resch.....	14826

SHUTOUTS

1. MARTIN BRODEUR	110
2. Chris Terreri.....	7
3. Three with.....	4

GAA (2 SEASONS MINIMUM)

1. MARTIN BRODEUR	2.21
2. Scott Clemmensen.....	2.54
3. Chris Terreri.....	3.07

WINS

1. MARTIN BRODEUR	602
2. Chris Terreri.....	118
3. Glenn Resch.....	67

TIES

1. MARTIN BRODEUR	105
2. Chris Terreri.....	34
3. Glenn Resch.....	33

DEVILS' SINGLE SEASON

GAMES PLAYED

1. Ken Daneyko (1992-93).....	84
2. Scott Stevens (1993-94).....	83
Bruce Driver (1992-93).....	83
4. 39 players with.....	82

GOALS

1. Brian Gionta (2005-06).....	48
2. Pat Verbeek (1987-88).....	46
3. ZACH PARISE (2008-09)	45
John MacLean (1990-91).....	45
5. Alexander Mogilny (2000-01).....	43
6. John MacLean (1988-89).....	42
7. Claude Lemieux (1991-92).....	41
John MacLean (1989-90).....	41
9. PATRIK ELIAS (2000-01)	40
10. ZACH PARISE (2009-10)	38
PATRIK ELIAS (2003-04)	38
Stephane Richer (1992-93).....	38

ASSISTS

1. Scott Stevens (1993-94).....	60
2. Aaron Broten (1987-88).....	57
Kirk Muller (1987-88).....	57
4. Scott Gomez (2003-04).....	56
PATRIK ELIAS (2000-01)	56
Kirk Muller (1989-90).....	56
7. Aaron Broten (1986-87).....	53
8. Scott Gomez (2005-06).....	51
Scott Gomez (1999-00).....	51
Claude Lemieux (1992-93).....	51
Kirk Muller (1990-91).....	51

POINTS

1. PATRIK ELIAS (2000-01)	96
2. ZACH PARISE (2008-09)	94
Kirk Muller (1987-88).....	94
4. Brian Gionta (2005-06).....	89
5. John MacLean (1988-89).....	87
6. Kirk Muller (1989-90).....	86
7. Scott Gomez (2005-06).....	84
8. Alexander Mogilny (2000-01).....	83
9. Aaron Broten (1987-88).....	83
10. ZACH PARISE (2009-10)	82

PENALTY MINUTES

1. Krzysztof Oliwa (1997-98).....	295
2. Ken Daneyko (1988-89).....	283
3. Ken Daneyko (1990-91).....	249
David Maley (1988-89).....	249
5. Randy McKay (1991-92).....	246
6. Randy McKay (1993-94).....	244
7. Krzysztof Oliwa (1998-99).....	240
8. Ken Daneyko (1987-88).....	239
9. Mike Peluso (1993-94).....	238
10. Ken Daneyko (1992-93).....	236

GAMES PLAYED

1. MARTIN BRODEUR (2006-07)	78
2. MARTIN BRODEUR (2009-10)	77
MARTIN BRODEUR (2007-08)	77
MARTIN BRODEUR (1995-96)	77

MINUTES

1. MARTIN BRODEUR (2006-07)	4697
2. MARTIN BRODEUR (2007-08)	4635
3. MARTIN BRODEUR (2003-04)	4555

SHUTOUTS

1. MARTIN BRODEUR (2006-07)	12
2. MARTIN BRODEUR (2003-04)	11
3. MARTIN BRODEUR (1997-98)	10
MARTIN BRODEUR (1996-97)	10

GAA (26 GPI)

1. MARTIN BRODEUR (1996-97)	1.88
2. MARTIN BRODEUR (1997-98)	1.89
3. MARTIN BRODEUR (2002-03)	2.02

WINS

1. MARTIN BRODEUR (2006-07)	48
2. MARTIN BRODEUR (2009-10)	45
3. MARTIN BRODEUR (2007-08)	44

TIES

1. MARTIN BRODEUR (1996-97)	13
2. MARTIN BRODEUR (1995-96)	12
Glenn Resch (1982-83).....	12



NEW JERSEY DEVILS

2009-10 LOWELL DEVILS STATISTICS

(39-31-4-6, 81 PTS., 4TH PLACE ATLANTIC DIVISION)

Pos.	No.	Player	GP	G	A	PTS	+/-	PIM	PP	SH
C	14	BEN WALTER	78	22	36	58	2-	26	8	0
C	23	MICHAEL SWIFT	76	24	31	55	0	71	10	0
D	20	MATT TAORMINA	75	10	40	50	4-	45	8	0
D	28	CORY MURPHY	64	6	38	44	2-	30	5	0
LW	24	ALEXANDER VASYUNOV	68	16	22	38	7	10	4	0
RW	25	NICK PALMIERI	69	21	15	36	11-	36	5	0
C	12	TIM SESTITO	66	18	17	35	1	38	1	0
RW	15	PATRICK DAVIS	73	15	20	35	1-	39	4	1
C	11	STEPHEN GIONTA	68	15	19	34	2	26	0	0
RW	14	NATHAN PERKOVICH	68	19	14	33	2	81	10	0
D	7	TYLER ECKFORD	61	8	23	31	11	26	5	0
RW	18	MATT HALISCHUK	32	11	11	22	6	2	3	1
RW	17	VLADIMIR ZHARKOV	23	6	15	21	10	6	2	0
D	8	MATTHEW CORRENTE	43	5	15	20	3	74	2	0
C	19	BRAD MILLS	51	12	7	19	6	67	0	1
D	2	OLIVIER MAGNAN-GRENIER	71	3	16	19	7-	68	1	0
LW	16	BRAD SNETSINGER	57	5	13	18	6-	14	2	0
D	5	ROB DAVISON	70	4	13	17	13	182	1	0
LW	22	LOUIS ROBITAILLE	73	2	11	13	1-	286	0	0
LW	27	ERIC CASTONGUAY	45	2	5	7	10-	0	1	0
D	6	MATT COHEN	51	2	5	7	7-	30	1	0
LW	21	KORY NAGY	31	2	4	6	11-	10	0	1
C	26	DAVID MCINTYRE	12	3	2	5	1	8	0	0
C	10	DEAN McAMMOND	6	1	2	3	1-	6	0	0
RW	34	JEFF PROUGH	8	1	2	3	2	2	0	0
D	2	JAY LEACH	12	0	3	3	2-	10	0	0
D	36	CHRIS MURRAY	18	1	1	2	1-	27	0	0
LW	10	MYLES STOESZ	35	1	1	2	7-	148	0	0
LW	21	P.L. LETOURNEAU-LEBLOND	5	0	2	2	2	18	0	0
RW	33	TREVOR KELL	5	1	0	1	0	2	0	0
G	31	JEFF FRAZEE	31	0	1	1	-	6	0	0
G	1	MIKE McKENNA	50	0	1	1	-	2	0	0
LW	26	ILKKA PIKKARAINEN	1	0	0	0	1-	0	0	0
D	32	ANDREW THOMAS	1	0	0	0	1-	2	0	0
G	39	GERALD COLEMAN	3	0	0	0	-	0	0	0
D	37	JUSTIN COUTU	4	0	0	0	0	0	0	0
RW	29	KEVIN CORMIER	9	0	0	0	1-	17	0	0
D	37	GREG FLYNN	11	0	0	0	3-	2	0	0

SW#	Goaltender	Mins	GAA	W	L	SOL	ShO	GA	EN	SVS	SPCT
1	MIKE McKENNA	2891	2.47	24	17	6	3	119	5	1396	.921
31	JEFF FRAZEE	1178	2.80	14	16	0	1	83	5	838	.910
39	GERALD COLEMAN	182	4.28	1	2	0	0	13	1	89	.873
TOTALS		4851	2.66	39	35	6	4	215	11	2323	.915

2009-10 SEASON IN REVIEW

2009-10 TRENTON DEVILS STATISTICS

(33-30-4-5, 75 PTS., 3RD PLACE, EAST DIVISION)

Pos.	No.	PLAYER	GP	G	A	PTS	+/-	PIM	PP	SH
RW	34	JEFF PROUGH	61	30	31	61	1-	60	12	0
F	15	MATT VOKES	52	20	33	53	13	23	6	1
C	10	TONY ZANCANARO	71	18	30	48	2	83	3	2
F	18	DAN EVES	59	23	22	45	15	102	5	1
F	11	JACK COMBS	ALA. 11	1	3	4	3-	2	0	0
			TRE. 49	23	16	39	9	63	5	0
		TOTAL	60	24	19	43	6	65	5	0
F	14	CHRIS POLI	36	13	26	39	10	31	4	0
D	28	TIM KUNES	72	7	31	38	10-	52	3	1
F	20	BRETT WILSON	57	13	24	37	2-	32	1	0
RW	9	TREVOR KELL	44	16	19	35	5-	50	6	1
F	17	DAN CHARLESTON	25	6	27	33	2	40	2	0
D	2	SLAVOMIR TOMKO	WHE. 9	3	3	6	3-	12	2	0
			TRE. 39	6	19	25	15	51	2	0
		TOTAL	48	9	22	31	12	63	4	0
F	16	RYAN GINAND	40	14	13	27	0	18	5	2
D	26	DAVID LEADERER	72	9	16	25	9	40	3	0
LW	22	KYLE KUCHARSKI	49	8	13	21	5-	36	0	0
D	5	ANDY THOMAS	71	3	18	21	16	82	1	0
F	25	JEREMY AKESON	35	8	9	17	2	54	0	1
D	27	JUSTIN PENDER	49	7	10	17	8-	100	3	0
F	17	MIKE HARDER	22	3	13	16	5-	24	2	0
D	7	JUSTIN COUTU	57	3	12	15	0	113	0	0
LW	21	KORY NAGY	33	4	9	13	4-	27	0	0
D	6	CHRIS MURRAY	28	0	9	9	14	87	0	0
LW	24	MYLES STOESZ	19	4	2	6	1-	97	1	0
F	23	SCOTT BARTLETT	TRE. 16	3	0	3	2-	15	0	0
F	33	CARTER LEE	JHN. 4	0	1	1	0	2	0	0
			TRE. 10	1	0	1	1	0	0	0
		TOTAL	14	1	1	2	1	2	0	0
G	35	DAVE CARUSO	47	0	2	2	-	20	0	0
D	8	MATT COHEN	2	1	0	1	1-	2	0	0
RW	32	KEVIN CORMIER	10	1	0	1	1	24	0	0
D	29	GORD BURNETT	13	0	1	1	4-	58	0	0
F	12	JON HOWSE	15	0	1	1	6-	6	0	0
D	2	MATT TORTI	16	0	1	1	6-	12	0	0
D	36	LUKE LUCYK	TRE. 19	0	1	1	0	18	0	0
G	40	ANTHONY FELICE	1	0	0	0	-	0	0	0
G	1	JEFF LERG	2	0	0	0	-	0	0	0
D	23	JOHN WESSBECKER	9	0	0	0	1	9	0	0
G	39	GERALD COLEMAN	30	0	0	0	-	2	0	0

No.	GOALTENDER	Mins	GAA	W	L	OTL	SOL	ShO	GA	EN	SVS	SPCT
35	DAVE CARUSO	2650	3.06	21	20	1	1	1	135	6	1327	.908
39	GERALD COLEMAN	1563	3.61	11	9	3	4	0	94	1	741	.887
1	JEFF LERG	120	5.50	1	1	0	0	0	11	0	47	.810
	TOTALS	4333	3.32	33	30	4	5	1	240	7	2115	.898



NEW JERSEY DEVILS

2009-10 NEW JERSEY DEVILS

PROSPECTS STATISTICS

REGULAR SEASON

PLAYER	POS	RD/YR	TEAM, LEAGUE	GP	G	A	PTS	PIM
Ashton Bernard	LW	6/09	Cape Breton, QMJHL	48	3	5	8	105
J.S. Berube	LW	7/08	Rouyn-Noranda, QMJHL	64	24	21	45	130
Brandon Burlon	D	2/08	Michigan, CCHA	45	3	11	14	24
Matt Delahey	D	4/08	Regina, WHL	43	3	10	13	71
			Chilliwack, WHL	26	1	8	9	29
Mark Fayne	D	5/05	Providence, HE	34	5	17	22	14
Curtis Gedig	D	7/09	Cowichan Valley, BCHL	23	6	3	9	14
			Vernon, BCHL	30	5	7	12	6
Eric Gelinas	D	2/09	Lewiston, QMJHL	33	3	16	19	33
			Chicoutimi, QMJHL	28	3	9	12	26
Seth Helgeson	D	4/09	Minnesota, WCHA	31	1	0	1	24
Adam Henrique	C	3/08	Windsor, OHL	54	38	39	77	57
Mike Hoeffel	LW	2/07	Minnesota, WCHA	34	14	10	24	22
Jacob Josefson	C	1/09	Djurgardens, Swe.	43	8	12	20	20
Ivan Khomutov	C	3/03	Yekaterinburg, KHL	17	0	5	5	14
Valeri Klimov	D	9/04		-	-	-	-	-
David McIntyre*	C	-	Colgate, ECAC	35	11	28	39	60
Corbin McPherson	D	3/07	Colgate, ECAC	35	2	6	8	20
Alexander Mikhailishin	D	5/04		-	-	-	-	-
Tyler Miller	D	4/06	N. Michigan, CCHA	39	4	11	15	38
Tuomas Pihlman	LW	2/01	JyP HT Jyvaskyla, Fin.	36	17	24	41	30
Ilkka Pikkarainen*	RW	7/02	CSKA Moscow, KHL	6	0	2	2	0
Derek Rodwell	LW	5/09	Okotoks, AJHL	55	18	35	53	38
Vili Sopanen	LW	6/07	Pelicans, Fin.	52	21	16	37	20
Mattias Tedenby	LW	1/08	HV71, Swe.	44	12	7	19	30
Alexander Urbom	D	3/09	Brandon, WHL	66	12	21	33	87
Petr Vrana	C	2/03	Vitkovice, Czech.	39	7	6	13	10
David Wohlberg	C	6/08	Michigan, CCHA	44	10	17	27	76
Harry Young	D	7/08	Windsor, OHL	65	9	11	20	153

*Also played with Lowell.

TOURNAMENT STATISTICS WORLD JUNIOR CHAMPIONSHIPS

Regina & Saskatoon, Saskatchewan, Dec. 26, 2009-Jan. 5, 2010

PLAYER	TEAM	GP	G	A	PTS	PIM
Adam Henrique	Canada	6	1	0	1	2
Jacob Josefson	Sweden	6	3	3	6	4
Mattias Tedenby	Sweden	5	3	3	6	4

Medals: United States (Gold), Canada (Silver), Sweden (Bronze)